



Full wwPDB EM Validation Report ⓘ

Dec 14, 2022 – 07:14 AM EST

PDB ID : 3J3Q
EMDB ID : EMD-5639
Title : Atomic-level structure of the entire HIV-1 capsid
Authors : Perilla, J.R.; Zhao, G.; Zhang, P.; Schulten, K.J.
Deposited on : 2013-04-12
Resolution : Not provided
Based on initial model : 3J34

This is a Full wwPDB EM Validation Report for a publicly released PDB entry.

We welcome your comments at validation@mail.wwpdb.org

A user guide is available at

<https://www.wwpdb.org/validation/2017/EMValidationReportHelp>

with specific help available everywhere you see the ⓘ symbol.

The types of validation reports are described at

<http://www.wwpdb.org/validation/2017/FAQs#types>.

The following versions of software and data (see [references ⓘ](#)) were used in the production of this report:

EMDB validation analysis : 0.0.1.dev43
MolProbity : 4.02b-467
Percentile statistics : 20191225.v01 (using entries in the PDB archive December 25th 2019)
MapQ : **FAILED**
Ideal geometry (proteins) : Engh & Huber (2001)
Ideal geometry (DNA, RNA) : Parkinson et al. (1996)
Validation Pipeline (wwPDB-VP) : 2.31.2

1 Overall quality at a glance

The following experimental techniques were used to determine the structure:

ELECTRON MICROSCOPY

The reported resolution of this entry is unknown.


























There are no overall percentile quality scores available for this entry.

The table below summarises the geometric issues observed across the polymeric chains and their fit to the map. The red, orange, yellow and green segments of the bar indicate the fraction of residues that contain outliers for ≥ 3 , 2, 1 and 0 types of geometric quality criteria respectively. A grey segment represents the fraction of residues that are not modelled. The numeric value for each fraction is indicated below the corresponding segment, with a dot representing fractions $\leq 5\%$

Mol	Chain	Length	Quality of chain	
1	0	231	78%	20% .
1	1	231	83%	17%
1	10	231	82%	17% .
1	11	231	84%	15% .
1	12	231	83%	16% .
1	13	231	84%	13% .
1	14	231	81%	16% .
1	15	231	81%	19% .
1	16	231	81%	17% .
1	17	231	84%	15% .
1	18	231	81%	19% .
1	19	231	81%	19% .
1	1A	231	81%	18% .
1	1B	231	84%	14% .
1	1C	231	80%	20%
1	1D	231	82%	16% .
1	1E	231	86%	13% .

Continued on next page...

Continued from previous page...

Mol	Chain	Length	Quality of chain
1	1F	231	 82% 16%
1	1G	231	 81% 17%
1	1H	231	 79% 19%
1	1I	231	 84% 16%
1	1J	231	 79% 21%
1	1K	231	 81% 17%
1	1L	231	 85% 14%
1	1M	231	 77% 20%
1	1N	231	 84% 15%
1	1O	231	 82% 17%
1	1P	231	 82% 16%
1	1Q	231	 84% 15%
1	1R	231	 81% 16%
1	1S	231	 81% 17%
1	1T	231	 86% 12%
1	1U	231	 84% 14%
1	1V	231	 78% 20%
1	1W	231	 84% 15%
1	1X	231	 82% 16%
1	1Y	231	 78% 21%
1	1Z	231	 84% 16%
1	1a	231	 83% 16%
1	1b	231	 84% 15%
1	1c	231	 81% 17%
1	1d	231	 78% 19%

Continued on next page...

Continued from previous page...

Mol	Chain	Length	Quality of chain	
1	1e	231	81%	19%
1	1f	231	80%	19%
1	1g	231	82%	17%
1	1h	231	79%	19%
1	1i	231	84%	15%
1	1j	231	82%	16%
1	1k	231	83%	16%
1	1l	231	82%	17%
1	1m	231	82%	16%
1	1n	231	84%	15%
1	1o	231	80%	16%
1	1p	231	84%	16%
1	1q	231	84%	15%
1	1r	231	79%	19%
1	1s	231	84%	16%
1	1t	231	86%	13%
1	1u	231	84%	16%
1	1v	231	84%	15%
1	1w	231	83%	16%
1	1x	231	82%	17%
1	1y	231	82%	16%
1	1z	231	80%	19%
1	2	231	82%	17%
1	20	231	83%	16%
1	21	231	81%	16%


























Continued on next page...

Continued from previous page...

Mol	Chain	Length	Quality of chain	
1	22	231	76%	22%
1	23	231	78%	20%
1	24	231	81%	18%
1	25	231	81%	18%
1	26	231	81%	16%
1	27	231	85%	14%
1	28	231	81%	19%
1	29	231	82%	16%
1	2A	231	82%	16%
1	2B	231	83%	16%
1	2C	231	79%	19%
1	2D	231	83%	15%
1	2E	231	82%	16%
1	2F	231	82%	17%
1	2G	231	78%	19%
1	2H	231	83%	16%
1	2I	231	83%	15%
1	2J	231	84%	15%
1	2K	231	81%	17%
1	2L	231	84%	16%
1	2M	231	85%	13%
1	2N	231	86%	12%
1	2O	231	83%	17%
1	2P	231	85%	14%
1	2Q	231	81%	18%

Continued on next page...

Continued from previous page...

Mol	Chain	Length	Quality of chain
1	2R	231	 83% 15%
1	2S	231	 78% 21%
1	2T	231	 82% 16%
1	2U	231	 81% 15%
1	2V	231	 84% 15%
1	2W	231	 82% 16%
1	2X	231	 81% 18%
1	2Y	231	 81% 17%
1	2Z	231	 80% 17%
1	2a	231	 82% 17%
1	2b	231	 85% 15%
1	2c	231	 79% 19%
1	2d	231	 86% 12%
1	2e	231	 81% 18%
1	2f	231	 83% 16%
1	2g	231	 82% 17%
1	2h	231	 83% 15%
1	2i	231	 83% 16%
1	2j	231	 81% 17%
1	2k	231	 80% 19%
1	2l	231	 79% 18%
1	2m	231	 79% 19%
1	2n	231	 84% 15%
1	2o	231	 81% 16%
1	2p	231	 81% 18%


























Continued on next page...

Continued from previous page...

Mol	Chain	Length	Quality of chain	
1	2q	231	84%	15%
1	2r	231	81%	18%
1	2s	231	81%	18%
1	2t	231	80%	18%
1	2u	231	84%	16%
1	2v	231	83%	15%
1	2w	231	81%	18%
1	2x	231	80%	19%
1	2y	231	78%	21%
1	2z	231	80%	18%
1	3	231	84%	14%
1	30	231	84%	15%
1	31	231	82%	16%
1	32	231	83%	15%
1	33	231	82%	16%
1	34	231	84%	15%
1	35	231	80%	18%
1	36	231	82%	17%
1	37	231	85%	13%
1	38	231	81%	16%
1	39	231	81%	19%
1	3A	231	80%	20%
1	3B	231	82%	16%
1	3C	231	84%	16%
1	3D	231	83%	16%


























Continued on next page...

Continued from previous page...

Mol	Chain	Length	Quality of chain
1	3E	231	 84% 16%
1	3F	231	 81% 18%
1	3G	231	 78% 20%
1	3H	231	 81% 17%
1	3I	231	 83% 16%
1	3J	231	 81% 18%
1	3K	231	 82% 18%
1	3L	231	 77% 22%
1	3M	231	 78% 20%
1	3N	231	 82% 16%
1	3O	231	 78% 19%
1	3P	231	 82% 16%
1	3Q	231	 81% 16%
1	3R	231	 82% 16%
1	3S	231	 81% 17%
1	3T	231	 84% 13%
1	3U	231	 84% 14%
1	3V	231	 81% 18%
1	3W	231	 77% 20%
1	3X	231	 77% 21%
1	3Y	231	 83% 15%
1	3Z	231	 82% 16%
1	3a	231	 80% 18%
1	3b	231	 81% 17%
1	3c	231	 82% 16%

Continued on next page...

Continued from previous page...

Mol	Chain	Length	Quality of chain
1	3d	231	 81% 16%
1	3e	231	 79% 19%
1	3f	231	 80% 19%
1	3g	231	 83% 16%
1	3h	231	 84% 15%
1	3i	231	 85% 13%
1	3j	231	 81% 18%
1	3k	231	 80% 19%
1	3l	231	 80% 19%
1	3m	231	 86% 12%
1	3n	231	 83% 16%
1	3o	231	 82% 16%
1	3p	231	 80% 19%
1	3q	231	 80% 19%
1	3r	231	 87% 11%
1	3s	231	 84% 13%
1	3t	231	 85% 13%
1	3u	231	 83% 15%
1	3v	231	 80% 19%
1	3w	231	 84% 14%
1	3x	231	 86% 14%
1	3y	231	 80% 18%
1	3z	231	 83% 16%
1	4	231	 84% 15%
1	40	231	 84% 14%

Continued on next page...

Continued from previous page...

Mol	Chain	Length	Quality of chain	
1	41	231	84%	16%
1	42	231	84%	13%
1	43	231	81%	18%
1	44	231	79%	20%
1	45	231	83%	17%
1	46	231	80%	18%
1	47	231	85%	12%
1	48	231	81%	18%
1	49	231	84%	15%
1	4A	231	84%	14%
1	4B	231	84%	16%
1	4C	231	86%	13%
1	4D	231	82%	16%
1	4E	231	80%	19%
1	4F	231	81%	18%
1	4G	231	81%	17%
1	4H	231	87%	13%
1	4I	231	84%	14%
1	4J	231	79%	19%
1	4K	231	82%	16%
1	4L	231	84%	15%
1	4M	231	82%	17%
1	4N	231	82%	16%
1	4O	231	84%	15%
1	4P	231	83%	16%


























Continued on next page...

Continued from previous page...

Mol	Chain	Length	Quality of chain	
1	4Q	231	82%	17%
1	4R	231	81%	16%
1	4S	231	81%	16%
1	4T	231	84%	15%
1	4U	231	80%	19%
1	4V	231	85%	14%
1	4W	231	83%	16%
1	4X	231	81%	17%
1	4Y	231	79%	19%
1	4Z	231	83%	16%
1	4a	231	82%	15%
1	4b	231	77%	22%
1	4c	231	80%	18%
1	4d	231	83%	15%
1	4e	231	84%	15%
1	4f	231	83%	17%
1	4g	231	82%	16%
1	4h	231	78%	22%
1	4i	231	81%	17%
1	4j	231	82%	18%
1	4k	231	81%	17%
1	4l	231	82%	17%
1	4m	231	81%	19%
1	4n	231	84%	15%
1	4o	231	82%	14%











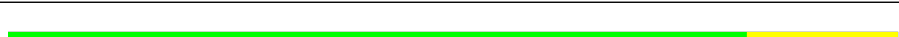














Continued on next page...

Continued from previous page...

Mol	Chain	Length	Quality of chain
1	4p	231	 81% 18%
1	4q	231	 80% 19%
1	4r	231	 81% 18%
1	4s	231	 83% 16%
1	4t	231	 82% 17%
1	4u	231	 81% 17%
1	4v	231	 83% 16%
1	4w	231	 80% 18%
1	4x	231	 81% 18%
1	4y	231	 83% 16%
1	4z	231	 81% 16%
1	5	231	 82% 13% 5%
1	50	231	 83% 15%
1	51	231	 82% 17%
1	52	231	 84% 15%
1	53	231	 84% 16%
1	54	231	 82% 16%
1	55	231	 80% 18%
1	56	231	 85% 13%
1	57	231	 81% 16%
1	58	231	 80% 19%
1	59	231	 83% 15%
1	5A	231	 81% 16%
1	5B	231	 88% 11%
1	5C	231	 82% 17%

Continued on next page...

Continued from previous page...

Mol	Chain	Length	Quality of chain
1	5D	231	 80% 19%
1	5E	231	 82% 17%
1	5F	231	 85% 13%
1	5G	231	 84% 16%
1	5H	231	 82% 15%
1	5I	231	 84% 15%
1	5J	231	 81% 17%
1	5K	231	 83% 17%
1	5L	231	 80% 19%
1	5M	231	 83% 16%
1	5N	231	 83% 17%
1	5O	231	 85% 13%
1	5P	231	 87% 12%
1	5Q	231	 81% 17%
1	5R	231	 80% 19%
1	5S	231	 81% 18%
1	5T	231	 83% 16%
1	5U	231	 87% 10%
1	5V	231	 81% 19%
1	5W	231	 82% 16%
1	5X	231	 81% 16%
1	5Y	231	 82% 18%
1	5Z	231	 83% 16%
1	5a	231	 83% 16%
1	5b	231	 85% 14%

Continued on next page...

Continued from previous page...

Mol	Chain	Length	Quality of chain	
1	5c	231	79%	20%
1	5d	231	85%	13%
1	5e	231	85%	15%
1	5f	231	85%	13%
1	5g	231	81%	18%
1	5h	231	82%	18%
1	5i	231	81%	17%
1	5j	231	84%	16%
1	5k	231	84%	14%
1	5l	231	81%	17%
1	5m	231	80%	19%
1	5n	231	83%	16%
1	5o	231	84%	15%
1	5p	231	84%	14%
1	5q	231	81%	17%
1	5r	231	84%	14%
1	5s	231	85%	13%
1	5t	231	81%	18%
1	5u	231	81%	18%
1	5v	231	84%	16%
1	5w	231	82%	17%
1	5x	231	80%	18%
1	5y	231	78%	20%
1	5z	231	85%	14%
1	6	231	84%	14%

Continued on next page...

Continued from previous page...

Mol	Chain	Length	Quality of chain	
1	60	231	81%	19%
1	61	231	85%	15%
1	62	231	84%	14%
1	63	231	84%	15%
1	64	231	85%	13%
1	65	231	80%	19%
1	66	231	84%	15%
1	67	231	79%	20%
1	68	231	83%	15%
1	69	231	84%	16%
1	6A	231	78%	21%
1	6B	231	82%	17%
1	6C	231	76%	22%
1	6D	231	84%	16%
1	6E	231	84%	14%
1	6F	231	87%	12%
1	6G	231	85%	14%
1	6H	231	83%	16%
1	6I	231	80%	18%
1	6J	231	82%	17%
1	6K	231	86%	13%
1	6L	231	84%	15%
1	6M	231	81%	17%
1	6N	231	84%	15%
1	6O	231	83%	16%

Continued on next page...

Continued from previous page...

Mol	Chain	Length	Quality of chain	
1	6P	231	83%	14%
1	6Q	231	83%	16%
1	6R	231	81%	17%
1	6S	231	84%	14%
1	6T	231	77%	20%
1	6U	231	84%	14%
1	6V	231	84%	16%
1	6W	231	83%	16%
1	6X	231	83%	16%
1	6Y	231	84%	13%
1	6Z	231	81%	17%
1	6a	231	80%	19%
1	6b	231	81%	16%
1	6c	231	84%	16%
1	6d	231	84%	15%
1	6e	231	82%	17%
1	6f	231	79%	19%
1	6g	231	81%	17%
1	6h	231	81%	17%
1	6i	231	81%	18%
1	6j	231	77%	21%
1	6k	231	80%	20%
1	6l	231	82%	15%
1	6m	231	84%	15%
1	6n	231	77%	23%


























Continued on next page...

Continued from previous page...

Mol	Chain	Length	Quality of chain	
1	6o	231	83%	14%
1	6p	231	84%	15%
1	6q	231	84%	14%
1	6r	231	84%	14%
1	6s	231	83%	16%
1	6t	231	78%	21%
1	6u	231	82%	16%
1	6v	231	83%	16%
1	6w	231	82%	16%
1	6x	231	84%	13%
1	6y	231	83%	16%
1	6z	231	81%	18%
1	7	231	83%	16%
1	70	231	83%	16%
1	71	231	82%	16%
1	72	231	81%	17%
1	73	231	83%	16%
1	74	231	83%	16%
1	75	231	78%	20%
1	76	231	81%	19%
1	77	231	82%	15%
1	78	231	81%	18%
1	79	231	79%	20%
1	7A	231	84%	15%
1	7B	231	81%	18%

Continued on next page...

Continued from previous page...

Mol	Chain	Length	Quality of chain
1	7C	231	 83% 14%
1	7D	231	 85% 13%
1	7E	231	 80% 19%
1	7F	231	 83% 16%
1	7G	231	 82% 16%
1	7H	231	 78% 20%
1	7I	231	 80% 17%
1	7J	231	 84% 14%
1	7K	231	 81% 16%
1	7L	231	 83% 14%
1	7M	231	 82% 16%
1	7N	231	 79% 20%
1	7O	231	 85% 14%
1	7P	231	 80% 18%
1	7Q	231	 84% 16%
1	7R	231	 79% 20%
1	7S	231	 81% 19%
1	7T	231	 85% 15%
1	7U	231	 84% 15%
1	7V	231	 82% 16%
1	7W	231	 78% 21%
1	7X	231	 82% 16%
1	7Y	231	 83% 17%
1	7Z	231	 81% 17%
1	7a	231	 81% 18%

Continued on next page...

Continued from previous page...

Mol	Chain	Length	Quality of chain	
1	7b	231	81%	18%
1	7c	231	85%	12%
1	7d	231	84%	14%
1	7e	231	84%	15%
1	7f	231	84%	14%
1	7g	231	85%	14%
1	7h	231	82%	16%
1	7i	231	81%	17%
1	7j	231	82%	16%
1	7k	231	78%	21%
1	7l	231	79%	18%
1	7m	231	79%	20%
1	7n	231	83%	15%
1	7o	231	87%	12%
1	7p	231	86%	13%
1	7q	231	81%	17%
1	7r	231	83%	14%
1	7s	231	84%	13%
1	7t	231	82%	16%
1	7u	231	84%	15%
1	7v	231	83%	16%
1	7w	231	84%	13%
1	7x	231	79%	19%
1	7y	231	83%	16%
1	7z	231	83%	15%

Continued on next page...

Continued from previous page...

Mol	Chain	Length	Quality of chain	
1	8	231	81%	17%
1	80	231	84%	15%
1	81	231	82%	16%
1	82	231	82%	16%
1	83	231	80%	19%
1	84	231	81%	16%
1	85	231	83%	17%
1	86	231	81%	17%
1	87	231	81%	16%
1	88	231	81%	17%
1	89	231	81%	18%
1	8A	231	81%	17%
1	8B	231	81%	16%
1	8C	231	77%	22%
1	8D	231	82%	18%
1	8E	231	80%	19%
1	8F	231	81%	16%
1	8G	231	81%	18%
1	8H	231	81%	18%
1	8I	231	85%	14%
1	8J	231	85%	14%
1	8K	231	81%	18%
1	8L	231	83%	16%
1	8M	231	83%	16%
1	8N	231	79%	20%











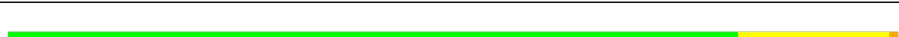














Continued on next page...

Continued from previous page...

Mol	Chain	Length	Quality of chain	
1	8O	231	77%	23%
1	8P	231	81%	17%
1	8Q	231	81%	18%
1	8R	231	81%	17%
1	8S	231	84%	14%
1	8T	231	81%	18%
1	8U	231	83%	15%
1	8V	231	81%	18%
1	8W	231	80%	18%
1	8X	231	81%	16%
1	8Y	231	84%	15%
1	8Z	231	87%	13%
1	8a	231	83%	15%
1	8b	231	85%	14%
1	8c	231	83%	15%
1	8d	231	82%	17%
1	8e	231	79%	20%
1	8f	231	81%	17%
1	8g	231	82%	16%
1	8h	231	82%	17%
1	8i	231	82%	16%
1	8j	231	83%	16%
1	8k	231	81%	18%
1	8l	231	81%	16%
1	8m	231	80%	18%


























Continued on next page...

Continued from previous page...

Mol	Chain	Length	Quality of chain
1	8n	231	 81% 18%
1	8o	231	 84% 15%
1	8p	231	 81% 17%
1	8q	231	 81% 17%
1	8r	231	 85% 13%
1	8s	231	 83% 16%
1	8t	231	 79% 18%
1	8u	231	 83% 16%
1	8v	231	 84% 13%
1	8w	231	 84% 16%
1	8x	231	 82% 17%
1	8y	231	 82% 18%
1	8z	231	 84% 15%
1	9	231	 80% 19%
1	90	231	 82% 16%
1	91	231	 85% 14%
1	92	231	 83% 14%
1	93	231	 80% 19%
1	94	231	 80% 18%
1	95	231	 80% 19%
1	96	231	 84% 16%
1	97	231	 84% 15%
1	98	231	 84% 13%
1	99	231	 81% 19%
1	9A	231	 87% 12%


























Continued on next page...

Continued from previous page...

Mol	Chain	Length	Quality of chain
1	9B	231	 82% 15%
1	9C	231	 81% 18%
1	9D	231	 81% 18%
1	9E	231	 85% 14%
1	9F	231	 84% 15%
1	9G	231	 79% 19%
1	9H	231	 81% 18%
1	9I	231	 84% 15%
1	9J	231	 87% 13%
1	9K	231	 75% 24%
1	9L	231	 81% 18%
1	9M	231	 78% 20%
1	9N	231	 77% 22%
1	9O	231	 80% 17%
1	9P	231	 85% 13%
1	9Q	231	 85% 14%
1	9R	231	 86% 13%
1	9S	231	 81% 18%
1	9T	231	 82% 16%
1	9U	231	 78% 21%
1	9V	231	 84% 16%
1	9W	231	 78% 20%
1	9X	231	 82% 15%
1	9Y	231	 83% 14%
1	9Z	231	 84% 15%


























Continued on next page...

Continued from previous page...

Mol	Chain	Length	Quality of chain
1	9a	231	 81% 17%
1	9b	231	 83% 16%
1	9c	231	 83% 14%
1	9d	231	 82% 15%
1	9e	231	 83% 16%
1	9f	231	 85% 13%
1	9g	231	 83% 15%
1	9h	231	 80% 19%
1	9i	231	 83% 16%
1	9j	231	 86% 13%
1	9k	231	 80% 19%
1	9l	231	 82% 16%
1	9m	231	 84% 16%
1	9n	231	 84% 14%
1	9o	231	 78% 19%
1	9p	231	 79% 18%
1	9q	231	 82% 16%
1	9r	231	 82% 16%
1	9s	231	 80% 18%
1	9t	231	 78% 20%
1	9u	231	 80% 19%
1	9v	231	 82% 16%
1	9w	231	 83% 17%
1	9x	231	 86% 13%
1	9y	231	 83% 16%

Continued on next page...

Continued from previous page...

Mol	Chain	Length	Quality of chain
1	9z	231	 79% 20%
1	A	231	 82% 16%
1	B	231	 84% 16%
1	C	231	 80% 19%
1	D	231	 82% 15%
1	E	231	 85% 14%
1	F	231	 83% 16%
1	G	231	 85% 13%
1	H	231	 80% 19%
1	I	231	 81% 17%
1	J	231	 82% 17%
1	K	231	 83% 16%
1	L	231	 85% 13%
1	M	231	 81% 16%
1	N	231	 77% 20%
1	O	231	 76% 23%
1	P	231	 79% 20%
1	Q	231	 81% 17%
1	R	231	 84% 13%
1	S	231	 82% 17%
1	T	231	 81% 18%
1	U	231	 84% 15%
1	V	231	 82% 16%
1	W	231	 84% 15%
1	X	231	 81% 19%

Continued on next page...

Continued from previous page...

Mol	Chain	Length	Quality of chain	
1	Y	231	81%	19%
1	Z	231	81%	19%
1	a	231	83%	15%
1	a0	231	80%	17%
1	a1	231	84%	15%
1	a2	231	81%	18%
1	a3	231	80%	19%
1	a4	231	81%	17%
1	a5	231	83%	16%
1	a6	231	83%	16%
1	a7	231	80%	19%
1	a8	231	83%	16%
1	a9	231	81%	18%
1	aA	231	84%	16%
1	aB	231	83%	16%
1	aC	231	81%	18%
1	aD	231	86%	13%
1	aE	231	83%	16%
1	aF	231	80%	19%
1	aG	231	82%	16%
1	aH	231	82%	16%
1	aI	231	81%	18%
1	aJ	231	85%	14%
1	aK	231	83%	14%
1	aL	231	81%	18%

Continued on next page...

Continued from previous page...

Mol	Chain	Length	Quality of chain	
1	aM	231	79%	19%
1	aN	231	83%	16%
1	aO	231	78%	19%
1	aP	231	78%	20%
1	aQ	231	82%	17%
1	aR	231	83%	16%
1	aS	231	81%	17%
1	aT	231	84%	16%
1	aU	231	80%	18%
1	aV	231	78%	20%
1	aW	231	85%	13%
1	aX	231	81%	17%
1	aY	231	80%	19%
1	aZ	231	81%	16%
1	aa	231	87%	12%
1	ab	231	84%	14%
1	ac	231	79%	18%
1	ad	231	82%	15%
1	ae	231	82%	16%
1	af	231	84%	15%
1	ag	231	85%	13%
1	ah	231	81%	17%
1	ai	231	84%	14%
1	aj	231	81%	18%
1	ak	231	81%	19%

Continued on next page...

Continued from previous page...

Mol	Chain	Length	Quality of chain	
1	al	231	81%	17%
1	am	231	80%	19%
1	an	231	82%	17%
1	ao	231	81%	17%
1	ap	231	83%	15%
1	aq	231	84%	15%
1	ar	231	85%	14%
1	as	231	82%	17%
1	at	231	84%	15%
1	au	231	81%	17%
1	av	231	81%	16%
1	aw	231	82%	16%
1	ax	231	81%	16%
1	ay	231	86%	13%
1	az	231	82%	16%
1	b	231	83%	16%
1	b0	231	81%	18%
1	b1	231	83%	14%
1	b2	231	83%	15%
1	b3	231	80%	17%
1	b4	231	85%	12%
1	b5	231	83%	15%
1	b6	231	83%	15%
1	b7	231	87%	12%
1	b8	231	83%	16%

Continued on next page...

Continued from previous page...

Mol	Chain	Length	Quality of chain	
1	b9	231	82%	17%
1	bA	231	79%	20%
1	bB	231	80%	18%
1	bC	231	78%	20%
1	bD	231	83%	16%
1	bE	231	81%	16%
1	bF	231	79%	18%
1	bG	231	87%	12%
1	bH	231	80%	18%
1	bI	231	81%	18%
1	bJ	231	83%	16%
1	bK	231	79%	19%
1	bL	231	84%	15%
1	bM	231	83%	16%
1	bN	231	83%	15%
1	bO	231	79%	21%
1	bP	231	81%	18%
1	bQ	231	82%	18%
1	bR	231	78%	20%
1	bS	231	84%	15%
1	bT	231	83%	15%
1	bU	231	82%	17%
1	bV	231	82%	17%
1	bW	231	80%	17%
1	bX	231	82%	17%

Continued on next page...

Continued from previous page...

Mol	Chain	Length	Quality of chain	
1	bY	231	77%	22%
1	bZ	231	80%	18%
1	ba	231	83%	17%
1	bb	231	81%	16%
1	bc	231	81%	18%
1	bd	231	84%	15%
1	be	231	81%	18%
1	bf	231	80%	18%
1	bg	231	83%	15%
1	bh	231	81%	18%
1	bi	231	79%	19%
1	bj	231	86%	13%
1	bk	231	83%	15%
1	bl	231	85%	13%
1	bm	231	83%	15%
1	bn	231	85%	13%
1	bo	231	79%	20%
1	bp	231	80%	20%
1	bq	231	81%	18%
1	br	231	78%	19%
1	bs	231	79%	20%
1	bt	231	81%	18%
1	bu	231	79%	21%
1	bv	231	80%	18%
1	bw	231	80%	19%

Continued on next page...

Continued from previous page...

Mol	Chain	Length	Quality of chain	
1	bx	231	80%	18%
1	by	231	81%	17%
1	bz	231	81%	17%
1	c	231	80%	17%
1	c0	231	82%	16%
1	c1	231	83%	16%
1	c2	231	82%	16%
1	c3	231	81%	18%
1	c4	231	79%	19%
1	c5	231	81%	17%
1	c6	231	86%	14%
1	c7	231	82%	17%
1	c8	231	83%	16%
1	c9	231	79%	19%
1	cA	231	81%	18%
1	cB	231	82%	16%
1	cC	231	82%	17%
1	cD	231	77%	23%
1	cE	231	82%	16%
1	cF	231	81%	18%
1	cG	231	79%	20%
1	cH	231	78%	21%
1	cI	231	84%	15%
1	cJ	231	86%	13%
1	cK	231	80%	19%

Continued on next page...

Continued from previous page...

Mol	Chain	Length	Quality of chain	
1	cL	231	84%	15%
1	cM	231	82%	17%
1	cN	231	82%	17%
1	cO	231	84%	14%
1	cP	231	84%	16%
1	cQ	231	84%	14%
1	cR	231	77%	22%
1	cS	231	82%	17%
1	cT	231	80%	17%
1	cU	231	84%	13%
1	cV	231	84%	15%
1	cW	231	79%	19%
1	cX	231	84%	14%
1	cY	231	83%	16%
1	cZ	231	84%	14%
1	ca	231	80%	17%
1	cb	231	81%	18%
1	cc	231	80%	18%
1	cd	231	81%	18%
1	ce	231	82%	17%
1	cf	231	79%	20%
1	cg	231	85%	12%
1	ch	231	84%	15%
1	ci	231	79%	19%
1	cj	231	83%	16%

Continued on next page...

Continued from previous page...

Mol	Chain	Length	Quality of chain	
1	ck	231	78%	21%
1	cl	231	79%	20%
1	cm	231	79%	21%
1	cn	231	81%	19%
1	co	231	82%	18%
1	cp	231	79%	19%
1	cq	231	81%	17%
1	cr	231	80%	18%
1	cs	231	81%	18%
1	ct	231	80%	18%
1	cu	231	87%	11%
1	cv	231	81%	17%
1	cw	231	84%	15%
1	cx	231	80%	19%
1	cy	231	79%	21%
1	<td>231</td> <td>84%</td> <td>15%</td>	231	84%	15%
1	d	231	84%	14%
1	d0	231	81%	18%
1	d1	231	81%	17%
1	d2	231	81%	16%
1	d3	231	84%	15%
1	d4	231	79%	19%
1	d5	231	81%	18%
1	d6	231	82%	16%
1	d7	231	82%	17%


























Continued on next page...

Continued from previous page...

Mol	Chain	Length	Quality of chain	
1	d8	231	84%	14%
1	d9	231	83%	16%
1	dA	231	80%	18%
1	dB	231	81%	19%
1	dC	231	76%	21%
1	dD	231	80%	19%
1	dE	231	83%	14%
1	dF	231	83%	16%
1	dG	231	81%	18%
1	dH	231	83%	16%
1	dI	231	81%	18%
1	dJ	231	83%	16%
1	dK	231	82%	18%
1	dL	231	84%	15%
1	dM	231	83%	16%
1	dN	231	85%	13%
1	dO	231	83%	16%
1	dP	231	82%	16%
1	dQ	231	84%	14%
1	dR	231	86%	12%
1	dS	231	84%	13%
1	dT	231	82%	16%
1	dU	231	84%	14%
1	dV	231	81%	18%
1	dW	231	81%	16%

Continued on next page...

Continued from previous page...

Mol	Chain	Length	Quality of chain
1	dX	231	 82% 16%
1	dY	231	 83% 16%
1	dZ	231	 79% 19%
1	da	231	 81% 19%
1	db	231	 80% 19%
1	dc	231	 79% 19%
1	dd	231	 80% 19%
1	de	231	 85% 13%
1	df	231	 84% 13%
1	dg	231	 81% 16%
1	dh	231	 83% 16%
1	di	231	 83% 15%
1	dj	231	 81% 17%
1	dk	231	 82% 18%
1	dl	231	 81% 17%
1	dm	231	 82% 16%
1	dn	231	 81% 17%
1	do	231	 79% 19%
1	dp	231	 84% 16%
1	dq	231	 84% 16%
1	dr	231	 84% 14%
1	ds	231	 81% 18%
1	dt	231	 83% 16%
1	du	231	 84% 15%
1	dv	231	 83% 16%


























Continued on next page...

Continued from previous page...

Mol	Chain	Length	Quality of chain	
1	dw	231	83%	15%
1	dx	231	80%	19%
1	dy	231	85%	14%
1	dz	231	81%	17%
1	e	231	81%	18%
1	e0	231	81%	19%
1	e1	231	80%	19%
1	e2	231	83%	16%
1	e3	231	84%	16%
1	e4	231	81%	18%
1	e5	231	81%	17%
1	e6	231	80%	19%
1	e7	231	84%	15%
1	e8	231	84%	15%
1	e9	231	80%	19%
1	eA	231	79%	19%
1	eB	231	84%	15%
1	eC	231	81%	16%
1	eD	231	81%	17%
1	eE	231	81%	17%
1	eF	231	83%	15%
1	eG	231	85%	14%
1	eH	231	81%	18%
1	eI	231	81%	17%
1	eJ	231	82%	17%


























Continued on next page...

Continued from previous page...

Mol	Chain	Length	Quality of chain
1	eK	231	 81% 18%
1	eL	231	 83% 16%
1	eM	231	 81% 17%
1	eN	231	 83% 16%
1	eO	231	 86% 14%
1	eP	231	 82% 16%
1	eQ	231	 81% 19%
1	eR	231	 78% 21%
1	eS	231	 84% 14%
1	eT	231	 81% 19%
1	eU	231	 84% 15%
1	eV	231	 85% 14%
1	eW	231	 84% 15%
1	eX	231	 77% 22%
1	eY	231	 84% 14%
1	eZ	231	 82% 16%
1	ea	231	 84% 14%
1	eb	231	 83% 17%
1	ec	231	 83% 14%
1	ed	231	 81% 18%
1	ee	231	 83% 15%
1	ef	231	 85% 14%
1	eg	231	 81% 17%
1	eh	231	 82% 16%
1	ei	231	 81% 17%

Continued on next page...

Continued from previous page...

Mol	Chain	Length	Quality of chain
1	ej	231	 82% 16%
1	ek	231	 84% 16%
1	el	231	 84% 13%
1	em	231	 79% 21%
1	en	231	 85% 13%
1	eo	231	 81% 18%
1	ep	231	 80% 18%
1	eq	231	 83% 16%
1	er	231	 81% 16%
1	es	231	 84% 15%
1	et	231	 83% 16%
1	eu	231	 81% 18%
1	ev	231	 81% 17%
1	ew	231	 84% 15%
1	ex	231	 86% 12%
1	ey	231	 84% 15%
1	ez	231	 86% 12%
1	f	231	 83% 16%
1	f0	231	 83% 17%
1	f1	231	 81% 18%
1	f2	231	 87% 12%
1	f3	231	 80% 18%
1	f4	231	 79% 20%
1	f5	231	 84% 15%
1	f6	231	 83% 16%

Continued on next page...

Continued from previous page...

Mol	Chain	Length	Quality of chain	
1	f7	231	78%	20%
1	f8	231	77%	20%
1	f9	231	84%	15%
1	fA	231	82%	16%
1	fB	231	81%	17%
1	fC	231	84%	14%
1	fD	231	84%	16%
1	fE	231	84%	15%
1	fF	231	81%	17%
1	fG	231	83%	16%
1	fH	231	82%	16%
1	fI	231	80%	19%
1	fJ	231	80%	19%
1	fK	231	84%	15%
1	fL	231	84%	15%
1	fM	231	81%	19%
1	fN	231	83%	15%
1	fO	231	83%	16%
1	fP	231	82%	16%
1	fQ	231	80%	20%
1	fR	231	81%	18%
1	fS	231	84%	15%
1	fT	231	81%	19%
1	fU	231	84%	14%
1	fV	231	85%	13%

Continued on next page...

Continued from previous page...

Mol	Chain	Length	Quality of chain	
1	fW	231	83%	17%
1	fX	231	83%	15%
1	fY	231	84%	15%
1	fZ	231	81%	17%
1	fa	231	78%	21%
1	fb	231	82%	17%
1	fc	231	83%	16%
1	fd	231	84%	15%
1	fe	231	79%	20%
1	ff	231	83%	16%
1	fg	231	81%	19%
1	fh	231	81%	16%
1	fi	231	81%	18%
1	fj	231	84%	15%
1	fk	231	84%	15%
1	fl	231	81%	19%
1	fm	231	85%	13%
1	fn	231	80%	17%
1	fo	231	84%	15%
1	fp	231	78%	20%
1	fq	231	79%	19%
1	fr	231	85%	14%
1	fs	231	79%	19%
1	ft	231	84%	15%
1	fu	231	81%	16%

Continued on next page...

Continued from previous page...

Mol	Chain	Length	Quality of chain	
1	fv	231	84%	15%
1	fw	231	85%	13%
1	fx	231	87%	12%
1	fy	231	81%	15%
1	fz	231	80%	18%
1	g	231	83%	16%
1	g0	231	83%	16%
1	g1	231	81%	17%
1	g2	231	83%	16%
1	g3	231	81%	16%
1	g4	231	80%	18%
1	g5	231	83%	15%
1	g6	231	87%	12%
1	g7	231	83%	16%
1	g8	231	83%	16%
1	g9	231	80%	18%
1	gA	231	83%	16%
1	gB	231	87%	11%
1	gC	231	78%	21%
1	gD	231	85%	13%
1	gE	231	84%	16%
1	gF	231	84%	15%
1	gG	231	80%	18%
1	gH	231	79%	19%
1	gI	231	80%	18%

Continued on next page...

Continued from previous page...

Mol	Chain	Length	Quality of chain	
1	gJ	231	84%	14%
1	gK	231	80%	19%
1	gL	231	81%	17%
1	gM	231	83%	15%
1	gN	231	83%	17%
1	gO	231	81%	16%
1	gP	231	83%	16%
1	gQ	231	81%	18%
1	gR	231	84%	15%
1	gS	231	84%	14%
1	gT	231	78%	20%
1	gU	231	83%	14%
1	gV	231	84%	16%
1	gW	231	79%	20%
1	gX	231	80%	17%
1	gY	231	82%	17%
1	gZ	231	85%	14%
1	ga	231	82%	16%
1	gb	231	80%	19%
1	gc	231	85%	14%
1	gd	231	79%	20%
1	ge	231	86%	13%
1	gf	231	82%	16%
1	gg	231	78%	19%
1	gh	231	78%	20%

Continued on next page...

Continued from previous page...

Mol	Chain	Length	Quality of chain	
1	gi	231	79%	20%
1	gj	231	80%	19%
1	gk	231	82%	16%
1	gl	231	83%	15%
1	gm	231	84%	16%
1	gn	231	84%	14%
1	go	231	81%	18%
1	gp	231	79%	19%
1	gq	231	81%	16%
1	gr	231	79%	19%
1	gs	231	83%	15%
1	gt	231	81%	18%
1	gu	231	84%	16%
1	gv	231	82%	17%
1	gw	231	83%	15%
1	gx	231	82%	17%
1	gy	231	82%	16%
1	gz	231	80%	19%
1	h	231	85%	14%
1	h0	231	79%	20%
1	h1	231	81%	18%
1	h2	231	83%	16%
1	h3	231	78%	20%
1	h4	231	85%	13%
1	h5	231	81%	16%

Continued on next page...

Continued from previous page...

Mol	Chain	Length	Quality of chain	
1	h6	231	82%	17%
1	h7	231	79%	21%
1	h8	231	83%	16%
1	h9	231	79%	20%
1	hA	231	84%	15%
1	hB	231	84%	16%
1	hC	231	82%	16%
1	hD	231	81%	17%
1	hE	231	87%	11%
1	hF	231	82%	16%
1	hG	231	83%	16%
1	hH	231	84%	15%
1	hI	231	81%	18%
1	hJ	231	80%	18%
1	hK	231	83%	16%
1	hL	231	81%	17%
1	hM	231	83%	15%
1	hN	231	80%	19%
1	hO	231	85%	14%
1	hP	231	84%	14%
1	hQ	231	77%	23%
1	hR	231	78%	21%
1	hS	231	84%	15%
1	hT	231	84%	15%
1	hU	231	81%	17%

Continued on next page...

Continued from previous page...

Mol	Chain	Length	Quality of chain	
1	hV	231	79%	18%
1	hW	231	79%	18%
1	hX	231	84%	15%
1	hY	231	82%	16%
1	hZ	231	83%	16%
1	ha	231	81%	18%
1	hb	231	81%	19%
1	hc	231	81%	17%
1	hd	231	82%	16%
1	he	231	80%	18%
1	hf	231	78%	20%
1	hg	231	82%	17%
1	hh	231	82%	18%
1	hi	231	79%	20%
1	hj	231	81%	17%
1	hk	231	81%	19%
1	hl	231	82%	18%
1	hm	231	82%	16%
1	hn	231	84%	14%
1	ho	231	84%	14%
1	hp	231	78%	18%
1	hq	231	81%	16%
1	hr	231	80%	19%
1	hs	231	78%	20%
1	ht	231	83%	16%

Continued on next page...

Continued from previous page...

Mol	Chain	Length	Quality of chain	
1	hu	231	83%	16%
1	hv	231	82%	16%
1	hw	231	83%	17%
1	hx	231	84%	14%
1	hy	231	80%	18%
1	hz	231	80%	17%
1	i	231	85%	13%
1	i0	231	81%	18%
1	i1	231	77%	22%
1	i2	231	82%	16%
1	i3	231	87%	13%
1	i4	231	83%	15%
1	i5	231	81%	18%
1	i6	231	82%	17%
1	i7	231	82%	15%
1	i8	231	83%	16%
1	i9	231	80%	19%
1	iA	231	81%	16%
1	iB	231	83%	16%
1	iC	231	82%	17%
1	iD	231	83%	16%
1	iE	231	81%	19%
1	iF	231	80%	18%
1	iG	231	78%	20%
1	iH	231	80%	19%

Continued on next page...

Continued from previous page...

Mol	Chain	Length	Quality of chain	
1	iI	231	80%	20%
1	iJ	231	81%	17%
1	iK	231	81%	18%
1	iL	231	81%	18%
1	iM	231	81%	18%
1	iN	231	81%	16%
1	iO	231	85%	13%
1	iP	231	82%	17%
1	iQ	231	81%	18%
1	iR	231	81%	17%
1	iS	231	82%	16%
1	iT	231	78%	20%
1	iU	231	85%	14%
1	iV	231	82%	16%
1	iW	231	83%	16%
1	iX	231	81%	19%
1	iY	231	82%	16%
1	iZ	231	81%	19%
1	ia	231	82%	16%
1	ib	231	83%	16%
1	ic	231	78%	22%
1	id	231	84%	15%
1	ie	231	82%	16%
1	if	231	82%	18%
1	ig	231	80%	18%


























Continued on next page...

Continued from previous page...

Mol	Chain	Length	Quality of chain
1	ih	231	81% 16%
1	ii	231	81% 18%
1	ij	231	82% 16%
1	ik	231	80% 18%
1	il	231	80% 18%
1	im	231	81% 17%
1	in	231	81% 17%
1	io	231	78% 21%
1	ip	231	81% 16%
1	iq	231	84% 15%
1	ir	231	83% 16%
1	is	231	84% 14%
1	it	231	80% 19%
1	iu	231	83% 15%
1	iv	231	81% 18%
1	iw	231	83% 16%
1	ix	231	82% 15%
1	iy	231	83% 16%
1	iz	231	80% 18%
1	j	231	87% 13%
1	j0	231	80% 19%
1	j1	231	78% 21%
1	j2	231	86% 13%
1	j3	231	85% 14%
1	j4	231	85% 14%

Continued on next page...

Continued from previous page...

Mol	Chain	Length	Quality of chain
1	j5	231	 82% 16%
1	j6	231	 82% 17%
1	j7	231	 79% 20%
1	j8	231	 83% 16%
1	j9	231	 78% 19%
1	jA	231	 82% 16%
1	jB	231	 81% 18%
1	jC	231	 81% 17%
1	jD	231	 80% 18%
1	jE	231	 86% 13%
1	jF	231	 81% 18%
1	jG	231	 82% 18%
1	jH	231	 87% 13%
1	jI	231	 82% 18%
1	jJ	231	 83% 16%
1	jK	231	 81% 16%
1	jL	231	 85% 13%
1	jM	231	 81% 18%
1	jN	231	 83% 16%
1	jO	231	 81% 16%
1	jP	231	 82% 16%
1	jQ	231	 78% 21%
1	jR	231	 81% 19%
1	jS	231	 85% 14%
1	jT	231	 81% 18%

Continued on next page...

Continued from previous page...

Mol	Chain	Length	Quality of chain	
1	jU	231	78%	19%
1	jV	231	84%	16%
1	jW	231	81%	18%
1	jX	231	84%	15%
1	jY	231	84%	13%
1	jZ	231	80%	18%
1	ja	231	83%	17%
1	jb	231	77%	20%
1	jc	231	83%	16%
1	jd	231	86%	13%
1	je	231	78%	20%
1	jf	231	83%	15%
1	yg	231	79%	19%
1	yh	231	83%	15%
1	ji	231	83%	15%
1	jj	231	76%	21%
1	jk	231	84%	15%
1	jl	231	79%	19%
1	jm	231	83%	15%
1	jn	231	82%	16%
1	jo	231	81%	17%
1	jp	231	81%	17%
1	jq	231	81%	17%
1	jr	231	83%	16%
1	js	231	78%	19%

Continued on next page...

Continued from previous page...

Mol	Chain	Length	Quality of chain	
1	jt	231	79%	19%
1	ju	231	81%	18%
1	jv	231	83%	16%
1	jw	231	83%	15%
1	jx	231	81%	17%
1	jy	231	81%	18%
1	jz	231	82%	16%
1	k	231	81%	16%
1	k0	231	78%	20%
1	k1	231	81%	16%
1	k2	231	82%	17%
1	k3	231	81%	17%
1	k4	231	84%	13%
1	k5	231	82%	17%
1	k6	231	80%	19%
1	k7	231	80%	19%
1	k8	231	83%	15%
1	k9	231	82%	16%
1	kA	231	82%	17%
1	kB	231	80%	19%
1	kC	231	81%	17%
1	kD	231	81%	18%
1	kE	231	83%	16%
1	kF	231	82%	18%
1	kG	231	84%	15%

Continued on next page...

Continued from previous page...

Mol	Chain	Length	Quality of chain	
1	kH	231	81%	17%
1	kI	231	81%	19%
1	kJ	231	81%	16%
1	kK	231	81%	18%
1	kL	231	79%	20%
1	kM	231	85%	14%
1	kN	231	81%	19%
1	kO	231	83%	16%
1	kP	231	82%	16%
1	kQ	231	82%	16%
1	kR	231	81%	18%
1	kS	231	81%	19%
1	kT	231	83%	15%
1	kU	231	83%	15%
1	kV	231	82%	17%
1	kW	231	82%	15%
1	kX	231	79%	20%
1	kY	231	85%	14%
1	kZ	231	81%	18%
1	ka	231	81%	16%
1	kb	231	80%	17%
1	kc	231	82%	15%
1	kd	231	85%	14%
1	ke	231	84%	16%
1	kf	231	82%	17%

Continued on next page...

Continued from previous page...

Mol	Chain	Length	Quality of chain	
1	kg	231	79%	20%
1	kh	231	81%	18%
1	ki	231	83%	15%
1	kj	231	84%	14%
1	kk	231	81%	16%
1	kl	231	82%	17%
1	km	231	82%	16%
1	kn	231	81%	17%
1	ko	231	81%	16%
1	kp	231	83%	16%
1	kq	231	83%	16%
1	kr	231	77%	21%
1	ks	231	84%	15%
1	kt	231	78%	20%
1	ku	231	83%	16%
1	231	78%	20%	
1	kw	231	84%	14%
1	kx	231	80%	18%
1	ky	231	81%	17%
1	kz	231	83%	15%
1	l	231	84%	15%
1	l0	231	80%	18%
1	l1	231	83%	16%
1	l2	231	85%	14%
1	l3	231	82%	16%

Continued on next page...

Continued from previous page...

Mol	Chain	Length	Quality of chain	
1	l4	231	79%	20%
1	l5	231	85%	13%
1	l6	231	83%	17%
1	l7	231	82%	16%
1	l8	231	84%	16%
1	l9	231	81%	19%
1	lA	231	80%	20%
1	lB	231	81%	17%
1	lC	231	79%	21%
1	lD	231	84%	15%
1	lE	231	83%	16%
1	lF	231	81%	16%
1	lG	231	84%	16%
1	lH	231	78%	19%
1	lI	231	81%	17%
1	lJ	231	84%	14%
1	lK	231	84%	15%
1	lL	231	81%	17%
1	lM	231	81%	17%
1	lN	231	83%	16%
1	lO	231	81%	18%
1	lP	231	85%	13%
1	lQ	231	80%	18%
1	lR	231	81%	18%
1	la	231	84%	13%

Continued on next page...

Continued from previous page...

Mol	Chain	Length	Quality of chain	
1	lb	231	81%	17%
1	lc	231	81%	18%
1	ld	231	84%	15%
1	le	231	81%	19%
1	lf	231	81%	18%
1	lg	231	82%	18%
1	lh	231	79%	19%
1	li	231	84%	15%
1	lj	231	80%	18%
1	lk	231	81%	18%
1	ll	231	83%	14%
1	lm	231	83%	17%
1	ln	231	82%	16%
1	lo	231	85%	12%
1	lp	231	84%	14%
1	lq	231	84%	14%
1	lr	231	81%	17%
1	ls	231	81%	17%
1	lt	231	86%	12%
1	lu	231	81%	17%
1	lv	231	81%	17%
1	lw	231	79%	20%
1	lx	231	85%	14%
1	ly	231	84%	15%
1	lz	231	82%	15%

Continued on next page...

Continued from previous page...

Mol	Chain	Length	Quality of chain
1	m	231	 82% 16% .
1	n	231	 83% 14% .
1	o	231	 82% 16% .
1	p	231	 80% 19%
1	q	231	 83% 16% .
1	r	231	 83% 15% .
1	s	231	 82% 17% .
1	t	231	 82% 17% .
1	u	231	 84% 16%
1	v	231	 81% 17% .
1	w	231	 82% 16% .
1	x	231	 82% 16% .
1	y	231	 82% 18%
1	z	231	 81% 18% .

2 Entry composition [i](#)

There is only 1 type of molecule in this entry. The entry contains 2440800 atoms, of which 0 are hydrogens and 0 are deuteriums.

In the tables below, the AltConf column contains the number of residues with at least one atom in alternate conformation and the Trace column contains the number of residues modelled with at most 2 atoms.

- Molecule 1 is a protein called capsid protein.

Mol	Chain	Residues	Atoms					AltConf	Trace
			Total	C	N	O	S		
1	g8	231	1800	1134	317	336	13	0	0
1	g9	231	1800	1134	317	336	13	0	0
1	ga	231	1800	1134	317	336	13	0	0
1	gb	231	1800	1134	317	336	13	0	0
1	gc	231	1800	1134	317	336	13	0	0
1	gd	231	1800	1134	317	336	13	0	0
1	ge	231	1800	1134	317	336	13	0	0
1	gf	231	1800	1134	317	336	13	0	0
1	gg	231	1800	1134	317	336	13	0	0
1	gh	231	1800	1134	317	336	13	0	0
1	1C	231	1800	1134	317	336	13	0	0
1	gi	231	1800	1134	317	336	13	0	0
1	gj	231	1800	1134	317	336	13	0	0
1	gk	231	1800	1134	317	336	13	0	0
1	gl	231	1800	1134	317	336	13	0	0
1	gm	231	1800	1134	317	336	13	0	0
1	gn	231	1800	1134	317	336	13	0	0

Continued on next page...

Continued from previous page...

Mol	Chain	Residues	Atoms					AltConf	Trace
1	go	231	Total 1800	C 1134	N 317	O 336	S 13	0	0
1	gp	231	Total 1800	C 1134	N 317	O 336	S 13	0	0
1	gq	231	Total 1800	C 1134	N 317	O 336	S 13	0	0
1	gr	231	Total 1800	C 1134	N 317	O 336	S 13	0	0
1	1D	231	Total 1800	C 1134	N 317	O 336	S 13	0	0
1	gs	231	Total 1800	C 1134	N 317	O 336	S 13	0	0
1	gt	231	Total 1800	C 1134	N 317	O 336	S 13	0	0
1	gu	231	Total 1800	C 1134	N 317	O 336	S 13	0	0
1	gv	231	Total 1800	C 1134	N 317	O 336	S 13	0	0
1	gw	231	Total 1800	C 1134	N 317	O 336	S 13	0	0
1	gx	231	Total 1800	C 1134	N 317	O 336	S 13	0	0
1	gy	231	Total 1800	C 1134	N 317	O 336	S 13	0	0
1	gz	231	Total 1800	C 1134	N 317	O 336	S 13	0	0
1	gA	231	Total 1800	C 1134	N 317	O 336	S 13	0	0
1	gB	231	Total 1800	C 1134	N 317	O 336	S 13	0	0
1	1E	231	Total 1800	C 1134	N 317	O 336	S 13	0	0
1	gC	231	Total 1800	C 1134	N 317	O 336	S 13	0	0
1	gD	231	Total 1800	C 1134	N 317	O 336	S 13	0	0
1	gE	231	Total 1800	C 1134	N 317	O 336	S 13	0	0
1	gF	231	Total 1800	C 1134	N 317	O 336	S 13	0	0
1	gG	231	Total 1800	C 1134	N 317	O 336	S 13	0	0

Continued on next page...

Continued from previous page...

Mol	Chain	Residues	Atoms					AltConf	Trace
1	gH	231	Total 1800	C 1134	N 317	O 336	S 13	0	0
1	gI	231	Total 1800	C 1134	N 317	O 336	S 13	0	0
1	gJ	231	Total 1800	C 1134	N 317	O 336	S 13	0	0
1	gK	231	Total 1800	C 1134	N 317	O 336	S 13	0	0
1	gL	231	Total 1800	C 1134	N 317	O 336	S 13	0	0
1	1F	231	Total 1800	C 1134	N 317	O 336	S 13	0	0
1	gM	231	Total 1800	C 1134	N 317	O 336	S 13	0	0
1	gN	231	Total 1800	C 1134	N 317	O 336	S 13	0	0
1	gO	231	Total 1800	C 1134	N 317	O 336	S 13	0	0
1	gP	231	Total 1800	C 1134	N 317	O 336	S 13	0	0
1	gQ	231	Total 1800	C 1134	N 317	O 336	S 13	0	0
1	gR	231	Total 1800	C 1134	N 317	O 336	S 13	0	0
1	gS	231	Total 1800	C 1134	N 317	O 336	S 13	0	0
1	gT	231	Total 1800	C 1134	N 317	O 336	S 13	0	0
1	gU	231	Total 1800	C 1134	N 317	O 336	S 13	0	0
1	gV	231	Total 1800	C 1134	N 317	O 336	S 13	0	0
1	1G	231	Total 1800	C 1134	N 317	O 336	S 13	0	0
1	gW	231	Total 1800	C 1134	N 317	O 336	S 13	0	0
1	gX	231	Total 1800	C 1134	N 317	O 336	S 13	0	0
1	gY	231	Total 1800	C 1134	N 317	O 336	S 13	0	0
1	gZ	231	Total 1800	C 1134	N 317	O 336	S 13	0	0

Continued on next page...

Continued from previous page...

Mol	Chain	Residues	Atoms					AltConf	Trace
1	h0	231	Total 1800	C 1134	N 317	O 336	S 13	0	0
1	h1	231	Total 1800	C 1134	N 317	O 336	S 13	0	0
1	h2	231	Total 1800	C 1134	N 317	O 336	S 13	0	0
1	h3	231	Total 1800	C 1134	N 317	O 336	S 13	0	0
1	h4	231	Total 1800	C 1134	N 317	O 336	S 13	0	0
1	h5	231	Total 1800	C 1134	N 317	O 336	S 13	0	0
1	1H	231	Total 1800	C 1134	N 317	O 336	S 13	0	0
1	h6	231	Total 1800	C 1134	N 317	O 336	S 13	0	0
1	h7	231	Total 1800	C 1134	N 317	O 336	S 13	0	0
1	h8	231	Total 1800	C 1134	N 317	O 336	S 13	0	0
1	h9	231	Total 1800	C 1134	N 317	O 336	S 13	0	0
1	ha	231	Total 1800	C 1134	N 317	O 336	S 13	0	0
1	hb	231	Total 1800	C 1134	N 317	O 336	S 13	0	0
1	hc	231	Total 1800	C 1134	N 317	O 336	S 13	0	0
1	hd	231	Total 1800	C 1134	N 317	O 336	S 13	0	0
1	he	231	Total 1800	C 1134	N 317	O 336	S 13	0	0
1	hf	231	Total 1800	C 1134	N 317	O 336	S 13	0	0
1	1I	231	Total 1800	C 1134	N 317	O 336	S 13	0	0
1	hg	231	Total 1800	C 1134	N 317	O 336	S 13	0	0
1	hh	231	Total 1800	C 1134	N 317	O 336	S 13	0	0
1	hi	231	Total 1800	C 1134	N 317	O 336	S 13	0	0

Continued on next page...

Continued from previous page...

Mol	Chain	Residues	Atoms					AltConf	Trace
1	hj	231	Total 1800	C 1134	N 317	O 336	S 13	0	0
1	hk	231	Total 1800	C 1134	N 317	O 336	S 13	0	0
1	hl	231	Total 1800	C 1134	N 317	O 336	S 13	0	0
1	hm	231	Total 1800	C 1134	N 317	O 336	S 13	0	0
1	hn	231	Total 1800	C 1134	N 317	O 336	S 13	0	0
1	ho	231	Total 1800	C 1134	N 317	O 336	S 13	0	0
1	hp	231	Total 1800	C 1134	N 317	O 336	S 13	0	0
1	1J	231	Total 1800	C 1134	N 317	O 336	S 13	0	0
1	hq	231	Total 1800	C 1134	N 317	O 336	S 13	0	0
1	hr	231	Total 1800	C 1134	N 317	O 336	S 13	0	0
1	hs	231	Total 1800	C 1134	N 317	O 336	S 13	0	0
1	ht	231	Total 1800	C 1134	N 317	O 336	S 13	0	0
1	hu	231	Total 1800	C 1134	N 317	O 336	S 13	0	0
1	hv	231	Total 1800	C 1134	N 317	O 336	S 13	0	0
1	hw	231	Total 1800	C 1134	N 317	O 336	S 13	0	0
1	hx	231	Total 1800	C 1134	N 317	O 336	S 13	0	0
1	hy	231	Total 1800	C 1134	N 317	O 336	S 13	0	0
1	hz	231	Total 1800	C 1134	N 317	O 336	S 13	0	0
1	1K	231	Total 1800	C 1134	N 317	O 336	S 13	0	0
1	hA	231	Total 1800	C 1134	N 317	O 336	S 13	0	0
1	hB	231	Total 1800	C 1134	N 317	O 336	S 13	0	0

Continued on next page...

Continued from previous page...

Mol	Chain	Residues	Atoms					AltConf	Trace
1	hC	231	Total 1800	C 1134	N 317	O 336	S 13	0	0
1	hD	231	Total 1800	C 1134	N 317	O 336	S 13	0	0
1	hE	231	Total 1800	C 1134	N 317	O 336	S 13	0	0
1	hF	231	Total 1800	C 1134	N 317	O 336	S 13	0	0
1	hG	231	Total 1800	C 1134	N 317	O 336	S 13	0	0
1	hH	231	Total 1800	C 1134	N 317	O 336	S 13	0	0
1	hI	231	Total 1800	C 1134	N 317	O 336	S 13	0	0
1	hJ	231	Total 1800	C 1134	N 317	O 336	S 13	0	0
1	1L	231	Total 1800	C 1134	N 317	O 336	S 13	0	0
1	hK	231	Total 1800	C 1134	N 317	O 336	S 13	0	0
1	hL	231	Total 1800	C 1134	N 317	O 336	S 13	0	0
1	hM	231	Total 1800	C 1134	N 317	O 336	S 13	0	0
1	hN	231	Total 1800	C 1134	N 317	O 336	S 13	0	0
1	hO	231	Total 1800	C 1134	N 317	O 336	S 13	0	0
1	hP	231	Total 1800	C 1134	N 317	O 336	S 13	0	0
1	hQ	231	Total 1800	C 1134	N 317	O 336	S 13	0	0
1	hR	231	Total 1800	C 1134	N 317	O 336	S 13	0	0
1	hS	231	Total 1800	C 1134	N 317	O 336	S 13	0	0
1	hT	231	Total 1800	C 1134	N 317	O 336	S 13	0	0
1	1M	231	Total 1800	C 1134	N 317	O 336	S 13	0	0
1	hU	231	Total 1800	C 1134	N 317	O 336	S 13	0	0

Continued on next page...

Continued from previous page...

Mol	Chain	Residues	Atoms					AltConf	Trace
1	hV	231	Total 1800	C 1134	N 317	O 336	S 13	0	0
1	hW	231	Total 1800	C 1134	N 317	O 336	S 13	0	0
1	hX	231	Total 1800	C 1134	N 317	O 336	S 13	0	0
1	hY	231	Total 1800	C 1134	N 317	O 336	S 13	0	0
1	hZ	231	Total 1800	C 1134	N 317	O 336	S 13	0	0
1	i0	231	Total 1800	C 1134	N 317	O 336	S 13	0	0
1	i1	231	Total 1800	C 1134	N 317	O 336	S 13	0	0
1	i2	231	Total 1800	C 1134	N 317	O 336	S 13	0	0
1	i3	231	Total 1800	C 1134	N 317	O 336	S 13	0	0
1	1N	231	Total 1800	C 1134	N 317	O 336	S 13	0	0
1	i4	231	Total 1800	C 1134	N 317	O 336	S 13	0	0
1	i5	231	Total 1800	C 1134	N 317	O 336	S 13	0	0
1	i6	231	Total 1800	C 1134	N 317	O 336	S 13	0	0
1	i7	231	Total 1800	C 1134	N 317	O 336	S 13	0	0
1	i8	231	Total 1800	C 1134	N 317	O 336	S 13	0	0
1	i9	231	Total 1800	C 1134	N 317	O 336	S 13	0	0
1	ia	231	Total 1800	C 1134	N 317	O 336	S 13	0	0
1	ib	231	Total 1800	C 1134	N 317	O 336	S 13	0	0
1	ic	231	Total 1800	C 1134	N 317	O 336	S 13	0	0
1	id	231	Total 1800	C 1134	N 317	O 336	S 13	0	0
1	1O	231	Total 1800	C 1134	N 317	O 336	S 13	0	0

Continued on next page...

Continued from previous page...

Mol	Chain	Residues	Atoms					AltConf	Trace
1	ie	231	Total	C	N	O	S	0	0
			1800	1134	317	336	13		
1	if	231	Total	C	N	O	S	0	0
			1800	1134	317	336	13		
1	ig	231	Total	C	N	O	S	0	0
			1800	1134	317	336	13		
1	ih	231	Total	C	N	O	S	0	0
			1800	1134	317	336	13		
1	ii	231	Total	C	N	O	S	0	0
			1800	1134	317	336	13		
1	ij	231	Total	C	N	O	S	0	0
			1800	1134	317	336	13		
1	ik	231	Total	C	N	O	S	0	0
			1800	1134	317	336	13		
1	il	231	Total	C	N	O	S	0	0
			1800	1134	317	336	13		
1	im	231	Total	C	N	O	S	0	0
			1800	1134	317	336	13		
1	in	231	Total	C	N	O	S	0	0
			1800	1134	317	336	13		
1	1P	231	Total	C	N	O	S	0	0
			1800	1134	317	336	13		
1	io	231	Total	C	N	O	S	0	0
			1800	1134	317	336	13		
1	ip	231	Total	C	N	O	S	0	0
			1800	1134	317	336	13		
1	iq	231	Total	C	N	O	S	0	0
			1800	1134	317	336	13		
1	ir	231	Total	C	N	O	S	0	0
			1800	1134	317	336	13		
1	is	231	Total	C	N	O	S	0	0
			1800	1134	317	336	13		
1	it	231	Total	C	N	O	S	0	0
			1800	1134	317	336	13		
1	iu	231	Total	C	N	O	S	0	0
			1800	1134	317	336	13		
1	iv	231	Total	C	N	O	S	0	0
			1800	1134	317	336	13		
1	iw	231	Total	C	N	O	S	0	0
			1800	1134	317	336	13		
1	ix	231	Total	C	N	O	S	0	0
			1800	1134	317	336	13		

Continued on next page...

Continued from previous page...

Mol	Chain	Residues	Atoms					AltConf	Trace
1	1Q	231	Total 1800	C 1134	N 317	O 336	S 13	0	0
1	iy	231	Total 1800	C 1134	N 317	O 336	S 13	0	0
1	iz	231	Total 1800	C 1134	N 317	O 336	S 13	0	0
1	iA	231	Total 1800	C 1134	N 317	O 336	S 13	0	0
1	iB	231	Total 1800	C 1134	N 317	O 336	S 13	0	0
1	iC	231	Total 1800	C 1134	N 317	O 336	S 13	0	0
1	iD	231	Total 1800	C 1134	N 317	O 336	S 13	0	0
1	iE	231	Total 1800	C 1134	N 317	O 336	S 13	0	0
1	iF	231	Total 1800	C 1134	N 317	O 336	S 13	0	0
1	iG	231	Total 1800	C 1134	N 317	O 336	S 13	0	0
1	iH	231	Total 1800	C 1134	N 317	O 336	S 13	0	0
1	1R	231	Total 1800	C 1134	N 317	O 336	S 13	0	0
1	iI	231	Total 1800	C 1134	N 317	O 336	S 13	0	0
1	iJ	231	Total 1800	C 1134	N 317	O 336	S 13	0	0
1	iK	231	Total 1800	C 1134	N 317	O 336	S 13	0	0
1	iL	231	Total 1800	C 1134	N 317	O 336	S 13	0	0
1	iM	231	Total 1800	C 1134	N 317	O 336	S 13	0	0
1	iN	231	Total 1800	C 1134	N 317	O 336	S 13	0	0
1	iO	231	Total 1800	C 1134	N 317	O 336	S 13	0	0
1	iP	231	Total 1800	C 1134	N 317	O 336	S 13	0	0
1	iQ	231	Total 1800	C 1134	N 317	O 336	S 13	0	0

Continued on next page...

Continued from previous page...

Mol	Chain	Residues	Atoms					AltConf	Trace
1	iR	231	Total 1800	C 1134	N 317	O 336	S 13	0	0
1	1S	231	Total 1800	C 1134	N 317	O 336	S 13	0	0
1	iS	231	Total 1800	C 1134	N 317	O 336	S 13	0	0
1	iT	231	Total 1800	C 1134	N 317	O 336	S 13	0	0
1	iU	231	Total 1800	C 1134	N 317	O 336	S 13	0	0
1	iV	231	Total 1800	C 1134	N 317	O 336	S 13	0	0
1	iW	231	Total 1800	C 1134	N 317	O 336	S 13	0	0
1	iX	231	Total 1800	C 1134	N 317	O 336	S 13	0	0
1	iY	231	Total 1800	C 1134	N 317	O 336	S 13	0	0
1	iZ	231	Total 1800	C 1134	N 317	O 336	S 13	0	0
1	j0	231	Total 1800	C 1134	N 317	O 336	S 13	0	0
1	j1	231	Total 1800	C 1134	N 317	O 336	S 13	0	0
1	1T	231	Total 1800	C 1134	N 317	O 336	S 13	0	0
1	j2	231	Total 1800	C 1134	N 317	O 336	S 13	0	0
1	j3	231	Total 1800	C 1134	N 317	O 336	S 13	0	0
1	j4	231	Total 1800	C 1134	N 317	O 336	S 13	0	0
1	j5	231	Total 1800	C 1134	N 317	O 336	S 13	0	0
1	j6	231	Total 1800	C 1134	N 317	O 336	S 13	0	0
1	j7	231	Total 1800	C 1134	N 317	O 336	S 13	0	0
1	j8	231	Total 1800	C 1134	N 317	O 336	S 13	0	0
1	j9	231	Total 1800	C 1134	N 317	O 336	S 13	0	0

Continued on next page...

Continued from previous page...

Mol	Chain	Residues	Atoms					AltConf	Trace
1	ja	231	Total 1800	C 1134	N 317	O 336	S 13	0	0
1	jb	231	Total 1800	C 1134	N 317	O 336	S 13	0	0
1	1U	231	Total 1800	C 1134	N 317	O 336	S 13	0	0
1	jc	231	Total 1800	C 1134	N 317	O 336	S 13	0	0
1	jd	231	Total 1800	C 1134	N 317	O 336	S 13	0	0
1	je	231	Total 1800	C 1134	N 317	O 336	S 13	0	0
1	jf	231	Total 1800	C 1134	N 317	O 336	S 13	0	0
1	yg	231	Total 1800	C 1134	N 317	O 336	S 13	0	0
1	jh	231	Total 1800	C 1134	N 317	O 336	S 13	0	0
1	ji	231	Total 1800	C 1134	N 317	O 336	S 13	0	0
1	jj	231	Total 1800	C 1134	N 317	O 336	S 13	0	0
1	jk	231	Total 1800	C 1134	N 317	O 336	S 13	0	0
1	jl	231	Total 1800	C 1134	N 317	O 336	S 13	0	0
1	1V	231	Total 1800	C 1134	N 317	O 336	S 13	0	0
1	jm	231	Total 1800	C 1134	N 317	O 336	S 13	0	0
1	jn	231	Total 1800	C 1134	N 317	O 336	S 13	0	0
1	jo	231	Total 1800	C 1134	N 317	O 336	S 13	0	0
1	jp	231	Total 1800	C 1134	N 317	O 336	S 13	0	0
1	jq	231	Total 1800	C 1134	N 317	O 336	S 13	0	0
1	jr	231	Total 1800	C 1134	N 317	O 336	S 13	0	0
1	js	231	Total 1800	C 1134	N 317	O 336	S 13	0	0

Continued on next page...

Continued from previous page...

Mol	Chain	Residues	Atoms					AltConf	Trace
1	jt	231	Total 1800	C 1134	N 317	O 336	S 13	0	0
1	ju	231	Total 1800	C 1134	N 317	O 336	S 13	0	0
1	jv	231	Total 1800	C 1134	N 317	O 336	S 13	0	0
1	1W	231	Total 1800	C 1134	N 317	O 336	S 13	0	0
1	jw	231	Total 1800	C 1134	N 317	O 336	S 13	0	0
1	jx	231	Total 1800	C 1134	N 317	O 336	S 13	0	0
1	jy	231	Total 1800	C 1134	N 317	O 336	S 13	0	0
1	jz	231	Total 1800	C 1134	N 317	O 336	S 13	0	0
1	jA	231	Total 1800	C 1134	N 317	O 336	S 13	0	0
1	jB	231	Total 1800	C 1134	N 317	O 336	S 13	0	0
1	jC	231	Total 1800	C 1134	N 317	O 336	S 13	0	0
1	jD	231	Total 1800	C 1134	N 317	O 336	S 13	0	0
1	jE	231	Total 1800	C 1134	N 317	O 336	S 13	0	0
1	jF	231	Total 1800	C 1134	N 317	O 336	S 13	0	0
1	1X	231	Total 1800	C 1134	N 317	O 336	S 13	0	0
1	jG	231	Total 1800	C 1134	N 317	O 336	S 13	0	0
1	jH	231	Total 1800	C 1134	N 317	O 336	S 13	0	0
1	jI	231	Total 1800	C 1134	N 317	O 336	S 13	0	0
1	jJ	231	Total 1800	C 1134	N 317	O 336	S 13	0	0
1	jK	231	Total 1800	C 1134	N 317	O 336	S 13	0	0
1	jL	231	Total 1800	C 1134	N 317	O 336	S 13	0	0

Continued on next page...

Continued from previous page...

Mol	Chain	Residues	Atoms					AltConf	Trace
1	jM	231	Total 1800	C 1134	N 317	O 336	S 13	0	0
1	jN	231	Total 1800	C 1134	N 317	O 336	S 13	0	0
1	jO	231	Total 1800	C 1134	N 317	O 336	S 13	0	0
1	jP	231	Total 1800	C 1134	N 317	O 336	S 13	0	0
1	1Y	231	Total 1800	C 1134	N 317	O 336	S 13	0	0
1	jQ	231	Total 1800	C 1134	N 317	O 336	S 13	0	0
1	jR	231	Total 1800	C 1134	N 317	O 336	S 13	0	0
1	jS	231	Total 1800	C 1134	N 317	O 336	S 13	0	0
1	jT	231	Total 1800	C 1134	N 317	O 336	S 13	0	0
1	jU	231	Total 1800	C 1134	N 317	O 336	S 13	0	0
1	jV	231	Total 1800	C 1134	N 317	O 336	S 13	0	0
1	jW	231	Total 1800	C 1134	N 317	O 336	S 13	0	0
1	jX	231	Total 1800	C 1134	N 317	O 336	S 13	0	0
1	jY	231	Total 1800	C 1134	N 317	O 336	S 13	0	0
1	jZ	231	Total 1800	C 1134	N 317	O 336	S 13	0	0
1	1Z	231	Total 1800	C 1134	N 317	O 336	S 13	0	0
1	k0	231	Total 1800	C 1134	N 317	O 336	S 13	0	0
1	k1	231	Total 1800	C 1134	N 317	O 336	S 13	0	0
1	k2	231	Total 1800	C 1134	N 317	O 336	S 13	0	0
1	k3	231	Total 1800	C 1134	N 317	O 336	S 13	0	0
1	k4	231	Total 1800	C 1134	N 317	O 336	S 13	0	0

Continued on next page...

Continued from previous page...

Mol	Chain	Residues	Atoms					AltConf	Trace
1	k5	231	Total 1800	C 1134	N 317	O 336	S 13	0	0
1	k6	231	Total 1800	C 1134	N 317	O 336	S 13	0	0
1	k7	231	Total 1800	C 1134	N 317	O 336	S 13	0	0
1	k8	231	Total 1800	C 1134	N 317	O 336	S 13	0	0
1	k9	231	Total 1800	C 1134	N 317	O 336	S 13	0	0
1	20	231	Total 1800	C 1134	N 317	O 336	S 13	0	0
1	ka	231	Total 1800	C 1134	N 317	O 336	S 13	0	0
1	kb	231	Total 1800	C 1134	N 317	O 336	S 13	0	0
1	kc	231	Total 1800	C 1134	N 317	O 336	S 13	0	0
1	kd	231	Total 1800	C 1134	N 317	O 336	S 13	0	0
1	ke	231	Total 1800	C 1134	N 317	O 336	S 13	0	0
1	kf	231	Total 1800	C 1134	N 317	O 336	S 13	0	0
1	kg	231	Total 1800	C 1134	N 317	O 336	S 13	0	0
1	kh	231	Total 1800	C 1134	N 317	O 336	S 13	0	0
1	ki	231	Total 1800	C 1134	N 317	O 336	S 13	0	0
1	kj	231	Total 1800	C 1134	N 317	O 336	S 13	0	0
1	21	231	Total 1800	C 1134	N 317	O 336	S 13	0	0
1	kk	231	Total 1800	C 1134	N 317	O 336	S 13	0	0
1	kl	231	Total 1800	C 1134	N 317	O 336	S 13	0	0
1	km	231	Total 1800	C 1134	N 317	O 336	S 13	0	0
1	kn	231	Total 1800	C 1134	N 317	O 336	S 13	0	0

Continued on next page...

Continued from previous page...

Mol	Chain	Residues	Atoms					AltConf	Trace
1	ko	231	Total 1800	C 1134	N 317	O 336	S 13	0	0
1	kp	231	Total 1800	C 1134	N 317	O 336	S 13	0	0
1	kq	231	Total 1800	C 1134	N 317	O 336	S 13	0	0
1	kr	231	Total 1800	C 1134	N 317	O 336	S 13	0	0
1	ks	231	Total 1800	C 1134	N 317	O 336	S 13	0	0
1	kt	231	Total 1800	C 1134	N 317	O 336	S 13	0	0
1	22	231	Total 1800	C 1134	N 317	O 336	S 13	0	0
1	ku	231	Total 1800	C 1134	N 317	O 336	S 13	0	0
1	kv	231	Total 1800	C 1134	N 317	O 336	S 13	0	0
1	kw	231	Total 1800	C 1134	N 317	O 336	S 13	0	0
1	kx	231	Total 1800	C 1134	N 317	O 336	S 13	0	0
1	ky	231	Total 1800	C 1134	N 317	O 336	S 13	0	0
1	kz	231	Total 1800	C 1134	N 317	O 336	S 13	0	0
1	kA	231	Total 1800	C 1134	N 317	O 336	S 13	0	0
1	kB	231	Total 1800	C 1134	N 317	O 336	S 13	0	0
1	kC	231	Total 1800	C 1134	N 317	O 336	S 13	0	0
1	kD	231	Total 1800	C 1134	N 317	O 336	S 13	0	0
1	23	231	Total 1800	C 1134	N 317	O 336	S 13	0	0
1	kE	231	Total 1800	C 1134	N 317	O 336	S 13	0	0
1	kF	231	Total 1800	C 1134	N 317	O 336	S 13	0	0
1	kG	231	Total 1800	C 1134	N 317	O 336	S 13	0	0

Continued on next page...

Continued from previous page...

Mol	Chain	Residues	Atoms					AltConf	Trace
1	kH	231	Total 1800	C 1134	N 317	O 336	S 13	0	0
1	kI	231	Total 1800	C 1134	N 317	O 336	S 13	0	0
1	kJ	231	Total 1800	C 1134	N 317	O 336	S 13	0	0
1	kK	231	Total 1800	C 1134	N 317	O 336	S 13	0	0
1	kL	231	Total 1800	C 1134	N 317	O 336	S 13	0	0
1	kM	231	Total 1800	C 1134	N 317	O 336	S 13	0	0
1	kN	231	Total 1800	C 1134	N 317	O 336	S 13	0	0
1	24	231	Total 1800	C 1134	N 317	O 336	S 13	0	0
1	kO	231	Total 1800	C 1134	N 317	O 336	S 13	0	0
1	kP	231	Total 1800	C 1134	N 317	O 336	S 13	0	0
1	kQ	231	Total 1800	C 1134	N 317	O 336	S 13	0	0
1	kR	231	Total 1800	C 1134	N 317	O 336	S 13	0	0
1	kS	231	Total 1800	C 1134	N 317	O 336	S 13	0	0
1	kT	231	Total 1800	C 1134	N 317	O 336	S 13	0	0
1	kU	231	Total 1800	C 1134	N 317	O 336	S 13	0	0
1	kV	231	Total 1800	C 1134	N 317	O 336	S 13	0	0
1	kW	231	Total 1800	C 1134	N 317	O 336	S 13	0	0
1	kX	231	Total 1800	C 1134	N 317	O 336	S 13	0	0
1	25	231	Total 1800	C 1134	N 317	O 336	S 13	0	0
1	kY	231	Total 1800	C 1134	N 317	O 336	S 13	0	0
1	kZ	231	Total 1800	C 1134	N 317	O 336	S 13	0	0

Continued on next page...

Continued from previous page...

Mol	Chain	Residues	Atoms					AltConf	Trace
1	l0	231	Total 1800	C 1134	N 317	O 336	S 13	0	0
1	l1	231	Total 1800	C 1134	N 317	O 336	S 13	0	0
1	l2	231	Total 1800	C 1134	N 317	O 336	S 13	0	0
1	l3	231	Total 1800	C 1134	N 317	O 336	S 13	0	0
1	l4	231	Total 1800	C 1134	N 317	O 336	S 13	0	0
1	l5	231	Total 1800	C 1134	N 317	O 336	S 13	0	0
1	l6	231	Total 1800	C 1134	N 317	O 336	S 13	0	0
1	l7	231	Total 1800	C 1134	N 317	O 336	S 13	0	0
1	26	231	Total 1800	C 1134	N 317	O 336	S 13	0	0
1	l8	231	Total 1800	C 1134	N 317	O 336	S 13	0	0
1	l9	231	Total 1800	C 1134	N 317	O 336	S 13	0	0
1	la	231	Total 1800	C 1134	N 317	O 336	S 13	0	0
1	lb	231	Total 1800	C 1134	N 317	O 336	S 13	0	0
1	lc	231	Total 1800	C 1134	N 317	O 336	S 13	0	0
1	ld	231	Total 1800	C 1134	N 317	O 336	S 13	0	0
1	le	231	Total 1800	C 1134	N 317	O 336	S 13	0	0
1	lf	231	Total 1800	C 1134	N 317	O 336	S 13	0	0
1	lg	231	Total 1800	C 1134	N 317	O 336	S 13	0	0
1	lh	231	Total 1800	C 1134	N 317	O 336	S 13	0	0
1	27	231	Total 1800	C 1134	N 317	O 336	S 13	0	0
1	li	231	Total 1800	C 1134	N 317	O 336	S 13	0	0

Continued on next page...

Continued from previous page...

Mol	Chain	Residues	Atoms					AltConf	Trace
1	lj	231	Total 1800	C 1134	N 317	O 336	S 13	0	0
1	lk	231	Total 1800	C 1134	N 317	O 336	S 13	0	0
1	ll	231	Total 1800	C 1134	N 317	O 336	S 13	0	0
1	lm	231	Total 1800	C 1134	N 317	O 336	S 13	0	0
1	ln	231	Total 1800	C 1134	N 317	O 336	S 13	0	0
1	lo	231	Total 1800	C 1134	N 317	O 336	S 13	0	0
1	lp	231	Total 1800	C 1134	N 317	O 336	S 13	0	0
1	lq	231	Total 1800	C 1134	N 317	O 336	S 13	0	0
1	lr	231	Total 1800	C 1134	N 317	O 336	S 13	0	0
1	28	231	Total 1800	C 1134	N 317	O 336	S 13	0	0
1	ls	231	Total 1800	C 1134	N 317	O 336	S 13	0	0
1	lt	231	Total 1800	C 1134	N 317	O 336	S 13	0	0
1	lu	231	Total 1800	C 1134	N 317	O 336	S 13	0	0
1	lv	231	Total 1800	C 1134	N 317	O 336	S 13	0	0
1	lw	231	Total 1800	C 1134	N 317	O 336	S 13	0	0
1	lx	231	Total 1800	C 1134	N 317	O 336	S 13	0	0
1	ly	231	Total 1800	C 1134	N 317	O 336	S 13	0	0
1	lz	231	Total 1800	C 1134	N 317	O 336	S 13	0	0
1	lA	231	Total 1800	C 1134	N 317	O 336	S 13	0	0
1	lB	231	Total 1800	C 1134	N 317	O 336	S 13	0	0
1	29	231	Total 1800	C 1134	N 317	O 336	S 13	0	0

Continued on next page...

Continued from previous page...

Mol	Chain	Residues	Atoms					AltConf	Trace
1	lC	231	Total 1800	C 1134	N 317	O 336	S 13	0	0
1	lD	231	Total 1800	C 1134	N 317	O 336	S 13	0	0
1	lE	231	Total 1800	C 1134	N 317	O 336	S 13	0	0
1	lF	231	Total 1800	C 1134	N 317	O 336	S 13	0	0
1	lG	231	Total 1800	C 1134	N 317	O 336	S 13	0	0
1	lH	231	Total 1800	C 1134	N 317	O 336	S 13	0	0
1	lI	231	Total 1800	C 1134	N 317	O 336	S 13	0	0
1	lJ	231	Total 1800	C 1134	N 317	O 336	S 13	0	0
1	lK	231	Total 1800	C 1134	N 317	O 336	S 13	0	0
1	lL	231	Total 1800	C 1134	N 317	O 336	S 13	0	0
1	2a	231	Total 1800	C 1134	N 317	O 336	S 13	0	0
1	lM	231	Total 1800	C 1134	N 317	O 336	S 13	0	0
1	lN	231	Total 1800	C 1134	N 317	O 336	S 13	0	0
1	lO	231	Total 1800	C 1134	N 317	O 336	S 13	0	0
1	lP	231	Total 1800	C 1134	N 317	O 336	S 13	0	0
1	lQ	231	Total 1800	C 1134	N 317	O 336	S 13	0	0
1	lR	231	Total 1800	C 1134	N 317	O 336	S 13	0	0
1	2b	231	Total 1800	C 1134	N 317	O 336	S 13	0	0
1	2c	231	Total 1800	C 1134	N 317	O 336	S 13	0	0
1	2d	231	Total 1800	C 1134	N 317	O 336	S 13	0	0
1	2e	231	Total 1800	C 1134	N 317	O 336	S 13	0	0

Continued on next page...

Continued from previous page...

Mol	Chain	Residues	Atoms					AltConf	Trace
1	2f	231	Total	C	N	O	S	0	0
			1800	1134	317	336	13		
1	2g	231	Total	C	N	O	S	0	0
			1800	1134	317	336	13		
1	2h	231	Total	C	N	O	S	0	0
			1800	1134	317	336	13		
1	2i	231	Total	C	N	O	S	0	0
			1800	1134	317	336	13		
1	2j	231	Total	C	N	O	S	0	0
			1800	1134	317	336	13		
1	2k	231	Total	C	N	O	S	0	0
			1800	1134	317	336	13		
1	2l	231	Total	C	N	O	S	0	0
			1800	1134	317	336	13		
1	2m	231	Total	C	N	O	S	0	0
			1800	1134	317	336	13		
1	2n	231	Total	C	N	O	S	0	0
			1800	1134	317	336	13		
1	2o	231	Total	C	N	O	S	0	0
			1800	1134	317	336	13		
1	2p	231	Total	C	N	O	S	0	0
			1800	1134	317	336	13		
1	2q	231	Total	C	N	O	S	0	0
			1800	1134	317	336	13		
1	2r	231	Total	C	N	O	S	0	0
			1800	1134	317	336	13		
1	2s	231	Total	C	N	O	S	0	0
			1800	1134	317	336	13		
1	2t	231	Total	C	N	O	S	0	0
			1800	1134	317	336	13		
1	2u	231	Total	C	N	O	S	0	0
			1800	1134	317	336	13		
1	2v	231	Total	C	N	O	S	0	0
			1800	1134	317	336	13		
1	2w	231	Total	C	N	O	S	0	0
			1800	1134	317	336	13		
1	2x	231	Total	C	N	O	S	0	0
			1800	1134	317	336	13		
1	2y	231	Total	C	N	O	S	0	0
			1800	1134	317	336	13		
1	2z	231	Total	C	N	O	S	0	0
			1800	1134	317	336	13		

Continued on next page...

Continued from previous page...

Mol	Chain	Residues	Atoms					AltConf	Trace
1	2A	231	Total 1800	C 1134	N 317	O 336	S 13	0	0
1	2B	231	Total 1800	C 1134	N 317	O 336	S 13	0	0
1	2C	231	Total 1800	C 1134	N 317	O 336	S 13	0	0
1	2D	231	Total 1800	C 1134	N 317	O 336	S 13	0	0
1	2E	231	Total 1800	C 1134	N 317	O 336	S 13	0	0
1	2F	231	Total 1800	C 1134	N 317	O 336	S 13	0	0
1	2G	231	Total 1800	C 1134	N 317	O 336	S 13	0	0
1	2H	231	Total 1800	C 1134	N 317	O 336	S 13	0	0
1	2I	231	Total 1800	C 1134	N 317	O 336	S 13	0	0
1	2J	231	Total 1800	C 1134	N 317	O 336	S 13	0	0
1	2K	231	Total 1800	C 1134	N 317	O 336	S 13	0	0
1	2L	231	Total 1800	C 1134	N 317	O 336	S 13	0	0
1	2M	231	Total 1800	C 1134	N 317	O 336	S 13	0	0
1	2N	231	Total 1800	C 1134	N 317	O 336	S 13	0	0
1	2O	231	Total 1800	C 1134	N 317	O 336	S 13	0	0
1	2P	231	Total 1800	C 1134	N 317	O 336	S 13	0	0
1	2Q	231	Total 1800	C 1134	N 317	O 336	S 13	0	0
1	2R	231	Total 1800	C 1134	N 317	O 336	S 13	0	0
1	2S	231	Total 1800	C 1134	N 317	O 336	S 13	0	0
1	2T	231	Total 1800	C 1134	N 317	O 336	S 13	0	0
1	2U	231	Total 1800	C 1134	N 317	O 336	S 13	0	0

Continued on next page...

Continued from previous page...

Mol	Chain	Residues	Atoms					AltConf	Trace
1	2V	231	Total	C	N	O	S	0	0
			1800	1134	317	336	13		
1	2W	231	Total	C	N	O	S	0	0
			1800	1134	317	336	13		
1	2X	231	Total	C	N	O	S	0	0
			1800	1134	317	336	13		
1	2Y	231	Total	C	N	O	S	0	0
			1800	1134	317	336	13		
1	2Z	231	Total	C	N	O	S	0	0
			1800	1134	317	336	13		
1	30	231	Total	C	N	O	S	0	0
			1800	1134	317	336	13		
1	31	231	Total	C	N	O	S	0	0
			1800	1134	317	336	13		
1	32	231	Total	C	N	O	S	0	0
			1800	1134	317	336	13		
1	33	231	Total	C	N	O	S	0	0
			1800	1134	317	336	13		
1	34	231	Total	C	N	O	S	0	0
			1800	1134	317	336	13		
1	35	231	Total	C	N	O	S	0	0
			1800	1134	317	336	13		
1	36	231	Total	C	N	O	S	0	0
			1800	1134	317	336	13		
1	37	231	Total	C	N	O	S	0	0
			1800	1134	317	336	13		
1	38	231	Total	C	N	O	S	0	0
			1800	1134	317	336	13		
1	39	231	Total	C	N	O	S	0	0
			1800	1134	317	336	13		
1	3a	231	Total	C	N	O	S	0	0
			1800	1134	317	336	13		
1	3b	231	Total	C	N	O	S	0	0
			1800	1134	317	336	13		
1	3c	231	Total	C	N	O	S	0	0
			1800	1134	317	336	13		
1	3d	231	Total	C	N	O	S	0	0
			1800	1134	317	336	13		
1	3e	231	Total	C	N	O	S	0	0
			1800	1134	317	336	13		
1	3f	231	Total	C	N	O	S	0	0
			1800	1134	317	336	13		

Continued on next page...

Continued from previous page...

Mol	Chain	Residues	Atoms					AltConf	Trace
1	3g	231	Total	C	N	O	S	0	0
			1800	1134	317	336	13		
1	3h	231	Total	C	N	O	S	0	0
			1800	1134	317	336	13		
1	3i	231	Total	C	N	O	S	0	0
			1800	1134	317	336	13		
1	3j	231	Total	C	N	O	S	0	0
			1800	1134	317	336	13		
1	3k	231	Total	C	N	O	S	0	0
			1800	1134	317	336	13		
1	3l	231	Total	C	N	O	S	0	0
			1800	1134	317	336	13		
1	3m	231	Total	C	N	O	S	0	0
			1800	1134	317	336	13		
1	3n	231	Total	C	N	O	S	0	0
			1800	1134	317	336	13		
1	3o	231	Total	C	N	O	S	0	0
			1800	1134	317	336	13		
1	3p	231	Total	C	N	O	S	0	0
			1800	1134	317	336	13		
1	3q	231	Total	C	N	O	S	0	0
			1800	1134	317	336	13		
1	3r	231	Total	C	N	O	S	0	0
			1800	1134	317	336	13		
1	3s	231	Total	C	N	O	S	0	0
			1800	1134	317	336	13		
1	3t	231	Total	C	N	O	S	0	0
			1800	1134	317	336	13		
1	3u	231	Total	C	N	O	S	0	0
			1800	1134	317	336	13		
1	3v	231	Total	C	N	O	S	0	0
			1800	1134	317	336	13		
1	3w	231	Total	C	N	O	S	0	0
			1800	1134	317	336	13		
1	3x	231	Total	C	N	O	S	0	0
			1800	1134	317	336	13		
1	3y	231	Total	C	N	O	S	0	0
			1800	1134	317	336	13		
1	3z	231	Total	C	N	O	S	0	0
			1800	1134	317	336	13		
1	3A	231	Total	C	N	O	S	0	0
			1800	1134	317	336	13		

Continued on next page...

Continued from previous page...

Mol	Chain	Residues	Atoms					AltConf	Trace
1	3B	231	Total 1800	C 1134	N 317	O 336	S 13	0	0
1	3C	231	Total 1800	C 1134	N 317	O 336	S 13	0	0
1	3D	231	Total 1800	C 1134	N 317	O 336	S 13	0	0
1	3E	231	Total 1800	C 1134	N 317	O 336	S 13	0	0
1	3F	231	Total 1800	C 1134	N 317	O 336	S 13	0	0
1	3G	231	Total 1800	C 1134	N 317	O 336	S 13	0	0
1	3H	231	Total 1800	C 1134	N 317	O 336	S 13	0	0
1	3I	231	Total 1800	C 1134	N 317	O 336	S 13	0	0
1	3J	231	Total 1800	C 1134	N 317	O 336	S 13	0	0
1	3K	231	Total 1800	C 1134	N 317	O 336	S 13	0	0
1	3L	231	Total 1800	C 1134	N 317	O 336	S 13	0	0
1	3M	231	Total 1800	C 1134	N 317	O 336	S 13	0	0
1	3N	231	Total 1800	C 1134	N 317	O 336	S 13	0	0
1	3O	231	Total 1800	C 1134	N 317	O 336	S 13	0	0
1	3P	231	Total 1800	C 1134	N 317	O 336	S 13	0	0
1	3Q	231	Total 1800	C 1134	N 317	O 336	S 13	0	0
1	3R	231	Total 1800	C 1134	N 317	O 336	S 13	0	0
1	3S	231	Total 1800	C 1134	N 317	O 336	S 13	0	0
1	3T	231	Total 1800	C 1134	N 317	O 336	S 13	0	0
1	3U	231	Total 1800	C 1134	N 317	O 336	S 13	0	0
1	3V	231	Total 1800	C 1134	N 317	O 336	S 13	0	0

Continued on next page...

Continued from previous page...

Mol	Chain	Residues	Atoms					AltConf	Trace
1	3W	231	Total 1800	C 1134	N 317	O 336	S 13	0	0
1	3X	231	Total 1800	C 1134	N 317	O 336	S 13	0	0
1	3Y	231	Total 1800	C 1134	N 317	O 336	S 13	0	0
1	3Z	231	Total 1800	C 1134	N 317	O 336	S 13	0	0
1	40	231	Total 1800	C 1134	N 317	O 336	S 13	0	0
1	41	231	Total 1800	C 1134	N 317	O 336	S 13	0	0
1	42	231	Total 1800	C 1134	N 317	O 336	S 13	0	0
1	43	231	Total 1800	C 1134	N 317	O 336	S 13	0	0
1	44	231	Total 1800	C 1134	N 317	O 336	S 13	0	0
1	45	231	Total 1800	C 1134	N 317	O 336	S 13	0	0
1	46	231	Total 1800	C 1134	N 317	O 336	S 13	0	0
1	47	231	Total 1800	C 1134	N 317	O 336	S 13	0	0
1	48	231	Total 1800	C 1134	N 317	O 336	S 13	0	0
1	49	231	Total 1800	C 1134	N 317	O 336	S 13	0	0
1	4a	231	Total 1800	C 1134	N 317	O 336	S 13	0	0
1	4b	231	Total 1800	C 1134	N 317	O 336	S 13	0	0
1	4c	231	Total 1800	C 1134	N 317	O 336	S 13	0	0
1	4d	231	Total 1800	C 1134	N 317	O 336	S 13	0	0
1	4e	231	Total 1800	C 1134	N 317	O 336	S 13	0	0
1	4f	231	Total 1800	C 1134	N 317	O 336	S 13	0	0
1	4g	231	Total 1800	C 1134	N 317	O 336	S 13	0	0

Continued on next page...

Continued from previous page...

Mol	Chain	Residues	Atoms					AltConf	Trace
1	4h	231	Total	C	N	O	S	0	0
			1800	1134	317	336	13		
1	4i	231	Total	C	N	O	S	0	0
			1800	1134	317	336	13		
1	4j	231	Total	C	N	O	S	0	0
			1800	1134	317	336	13		
1	4k	231	Total	C	N	O	S	0	0
			1800	1134	317	336	13		
1	4l	231	Total	C	N	O	S	0	0
			1800	1134	317	336	13		
1	4m	231	Total	C	N	O	S	0	0
			1800	1134	317	336	13		
1	4n	231	Total	C	N	O	S	0	0
			1800	1134	317	336	13		
1	4o	231	Total	C	N	O	S	0	0
			1800	1134	317	336	13		
1	4p	231	Total	C	N	O	S	0	0
			1800	1134	317	336	13		
1	4q	231	Total	C	N	O	S	0	0
			1800	1134	317	336	13		
1	4r	231	Total	C	N	O	S	0	0
			1800	1134	317	336	13		
1	4s	231	Total	C	N	O	S	0	0
			1800	1134	317	336	13		
1	4t	231	Total	C	N	O	S	0	0
			1800	1134	317	336	13		
1	4u	231	Total	C	N	O	S	0	0
			1800	1134	317	336	13		
1	4v	231	Total	C	N	O	S	0	0
			1800	1134	317	336	13		
1	4w	231	Total	C	N	O	S	0	0
			1800	1134	317	336	13		
1	4x	231	Total	C	N	O	S	0	0
			1800	1134	317	336	13		
1	4y	231	Total	C	N	O	S	0	0
			1800	1134	317	336	13		
1	4z	231	Total	C	N	O	S	0	0
			1800	1134	317	336	13		
1	4A	231	Total	C	N	O	S	0	0
			1800	1134	317	336	13		
1	4B	231	Total	C	N	O	S	0	0
			1800	1134	317	336	13		

Continued on next page...

Continued from previous page...

Mol	Chain	Residues	Atoms					AltConf	Trace
1	4C	231	Total 1800	C 1134	N 317	O 336	S 13	0	0
1	4D	231	Total 1800	C 1134	N 317	O 336	S 13	0	0
1	4E	231	Total 1800	C 1134	N 317	O 336	S 13	0	0
1	4F	231	Total 1800	C 1134	N 317	O 336	S 13	0	0
1	4G	231	Total 1800	C 1134	N 317	O 336	S 13	0	0
1	4H	231	Total 1800	C 1134	N 317	O 336	S 13	0	0
1	4I	231	Total 1800	C 1134	N 317	O 336	S 13	0	0
1	4J	231	Total 1800	C 1134	N 317	O 336	S 13	0	0
1	4K	231	Total 1800	C 1134	N 317	O 336	S 13	0	0
1	4L	231	Total 1800	C 1134	N 317	O 336	S 13	0	0
1	4M	231	Total 1800	C 1134	N 317	O 336	S 13	0	0
1	4N	231	Total 1800	C 1134	N 317	O 336	S 13	0	0
1	4O	231	Total 1800	C 1134	N 317	O 336	S 13	0	0
1	4P	231	Total 1800	C 1134	N 317	O 336	S 13	0	0
1	4Q	231	Total 1800	C 1134	N 317	O 336	S 13	0	0
1	4R	231	Total 1800	C 1134	N 317	O 336	S 13	0	0
1	4S	231	Total 1800	C 1134	N 317	O 336	S 13	0	0
1	4T	231	Total 1800	C 1134	N 317	O 336	S 13	0	0
1	4U	231	Total 1800	C 1134	N 317	O 336	S 13	0	0
1	4V	231	Total 1800	C 1134	N 317	O 336	S 13	0	0
1	4W	231	Total 1800	C 1134	N 317	O 336	S 13	0	0

Continued on next page...

Continued from previous page...

Mol	Chain	Residues	Atoms					AltConf	Trace
1	4X	231	Total 1800	C 1134	N 317	O 336	S 13	0	0
1	4Y	231	Total 1800	C 1134	N 317	O 336	S 13	0	0
1	4Z	231	Total 1800	C 1134	N 317	O 336	S 13	0	0
1	50	231	Total 1800	C 1134	N 317	O 336	S 13	0	0
1	51	231	Total 1800	C 1134	N 317	O 336	S 13	0	0
1	52	231	Total 1800	C 1134	N 317	O 336	S 13	0	0
1	53	231	Total 1800	C 1134	N 317	O 336	S 13	0	0
1	54	231	Total 1800	C 1134	N 317	O 336	S 13	0	0
1	55	231	Total 1800	C 1134	N 317	O 336	S 13	0	0
1	56	231	Total 1800	C 1134	N 317	O 336	S 13	0	0
1	57	231	Total 1800	C 1134	N 317	O 336	S 13	0	0
1	58	231	Total 1800	C 1134	N 317	O 336	S 13	0	0
1	59	231	Total 1800	C 1134	N 317	O 336	S 13	0	0
1	5a	231	Total 1800	C 1134	N 317	O 336	S 13	0	0
1	5b	231	Total 1800	C 1134	N 317	O 336	S 13	0	0
1	5c	231	Total 1800	C 1134	N 317	O 336	S 13	0	0
1	5d	231	Total 1800	C 1134	N 317	O 336	S 13	0	0
1	5e	231	Total 1800	C 1134	N 317	O 336	S 13	0	0
1	5f	231	Total 1800	C 1134	N 317	O 336	S 13	0	0
1	5g	231	Total 1800	C 1134	N 317	O 336	S 13	0	0
1	5h	231	Total 1800	C 1134	N 317	O 336	S 13	0	0

Continued on next page...

Continued from previous page...

Mol	Chain	Residues	Atoms					AltConf	Trace
1	5i	231	Total	C	N	O	S	0	0
			1800	1134	317	336	13		
1	5j	231	Total	C	N	O	S	0	0
			1800	1134	317	336	13		
1	5k	231	Total	C	N	O	S	0	0
			1800	1134	317	336	13		
1	5l	231	Total	C	N	O	S	0	0
			1800	1134	317	336	13		
1	5m	231	Total	C	N	O	S	0	0
			1800	1134	317	336	13		
1	5n	231	Total	C	N	O	S	0	0
			1800	1134	317	336	13		
1	5o	231	Total	C	N	O	S	0	0
			1800	1134	317	336	13		
1	5p	231	Total	C	N	O	S	0	0
			1800	1134	317	336	13		
1	5q	231	Total	C	N	O	S	0	0
			1800	1134	317	336	13		
1	5r	231	Total	C	N	O	S	0	0
			1800	1134	317	336	13		
1	5s	231	Total	C	N	O	S	0	0
			1800	1134	317	336	13		
1	5t	231	Total	C	N	O	S	0	0
			1800	1134	317	336	13		
1	5u	231	Total	C	N	O	S	0	0
			1800	1134	317	336	13		
1	5v	231	Total	C	N	O	S	0	0
			1800	1134	317	336	13		
1	5w	231	Total	C	N	O	S	0	0
			1800	1134	317	336	13		
1	5x	231	Total	C	N	O	S	0	0
			1800	1134	317	336	13		
1	5y	231	Total	C	N	O	S	0	0
			1800	1134	317	336	13		
1	5z	231	Total	C	N	O	S	0	0
			1800	1134	317	336	13		
1	5A	231	Total	C	N	O	S	0	0
			1800	1134	317	336	13		
1	5B	231	Total	C	N	O	S	0	0
			1800	1134	317	336	13		
1	5C	231	Total	C	N	O	S	0	0
			1800	1134	317	336	13		

Continued on next page...

Continued from previous page...

Mol	Chain	Residues	Atoms					AltConf	Trace
1	5D	231	Total	C	N	O	S	0	0
			1800	1134	317	336	13		
1	5E	231	Total	C	N	O	S	0	0
			1800	1134	317	336	13		
1	5F	231	Total	C	N	O	S	0	0
			1800	1134	317	336	13		
1	5G	231	Total	C	N	O	S	0	0
			1800	1134	317	336	13		
1	5H	231	Total	C	N	O	S	0	0
			1800	1134	317	336	13		
1	5I	231	Total	C	N	O	S	0	0
			1800	1134	317	336	13		
1	5J	231	Total	C	N	O	S	0	0
			1800	1134	317	336	13		
1	5K	231	Total	C	N	O	S	0	0
			1800	1134	317	336	13		
1	5L	231	Total	C	N	O	S	0	0
			1800	1134	317	336	13		
1	5M	231	Total	C	N	O	S	0	0
			1800	1134	317	336	13		
1	5N	231	Total	C	N	O	S	0	0
			1800	1134	317	336	13		
1	5O	231	Total	C	N	O	S	0	0
			1800	1134	317	336	13		
1	5P	231	Total	C	N	O	S	0	0
			1800	1134	317	336	13		
1	5Q	231	Total	C	N	O	S	0	0
			1800	1134	317	336	13		
1	5R	231	Total	C	N	O	S	0	0
			1800	1134	317	336	13		
1	5S	231	Total	C	N	O	S	0	0
			1800	1134	317	336	13		
1	5T	231	Total	C	N	O	S	0	0
			1800	1134	317	336	13		
1	5U	231	Total	C	N	O	S	0	0
			1800	1134	317	336	13		
1	5V	231	Total	C	N	O	S	0	0
			1800	1134	317	336	13		
1	5W	231	Total	C	N	O	S	0	0
			1800	1134	317	336	13		
1	5X	231	Total	C	N	O	S	0	0
			1800	1134	317	336	13		

Continued on next page...

Continued from previous page...

Mol	Chain	Residues	Atoms					AltConf	Trace
1	5Y	231	Total 1800	C 1134	N 317	O 336	S 13	0	0
1	5Z	231	Total 1800	C 1134	N 317	O 336	S 13	0	0
1	60	231	Total 1800	C 1134	N 317	O 336	S 13	0	0
1	61	231	Total 1800	C 1134	N 317	O 336	S 13	0	0
1	62	231	Total 1800	C 1134	N 317	O 336	S 13	0	0
1	63	231	Total 1800	C 1134	N 317	O 336	S 13	0	0
1	64	231	Total 1800	C 1134	N 317	O 336	S 13	0	0
1	65	231	Total 1800	C 1134	N 317	O 336	S 13	0	0
1	66	231	Total 1800	C 1134	N 317	O 336	S 13	0	0
1	67	231	Total 1800	C 1134	N 317	O 336	S 13	0	0
1	68	231	Total 1800	C 1134	N 317	O 336	S 13	0	0
1	69	231	Total 1800	C 1134	N 317	O 336	S 13	0	0
1	6a	231	Total 1800	C 1134	N 317	O 336	S 13	0	0
1	6b	231	Total 1800	C 1134	N 317	O 336	S 13	0	0
1	6c	231	Total 1800	C 1134	N 317	O 336	S 13	0	0
1	6d	231	Total 1800	C 1134	N 317	O 336	S 13	0	0
1	6e	231	Total 1800	C 1134	N 317	O 336	S 13	0	0
1	6f	231	Total 1800	C 1134	N 317	O 336	S 13	0	0
1	6g	231	Total 1800	C 1134	N 317	O 336	S 13	0	0
1	6h	231	Total 1800	C 1134	N 317	O 336	S 13	0	0
1	6i	231	Total 1800	C 1134	N 317	O 336	S 13	0	0

Continued on next page...

Continued from previous page...

Mol	Chain	Residues	Atoms					AltConf	Trace
1	6j	231	Total	C	N	O	S	0	0
			1800	1134	317	336	13		
1	6k	231	Total	C	N	O	S	0	0
			1800	1134	317	336	13		
1	6l	231	Total	C	N	O	S	0	0
			1800	1134	317	336	13		
1	6m	231	Total	C	N	O	S	0	0
			1800	1134	317	336	13		
1	6n	231	Total	C	N	O	S	0	0
			1800	1134	317	336	13		
1	6o	231	Total	C	N	O	S	0	0
			1800	1134	317	336	13		
1	6p	231	Total	C	N	O	S	0	0
			1800	1134	317	336	13		
1	6q	231	Total	C	N	O	S	0	0
			1800	1134	317	336	13		
1	6r	231	Total	C	N	O	S	0	0
			1800	1134	317	336	13		
1	6s	231	Total	C	N	O	S	0	0
			1800	1134	317	336	13		
1	6t	231	Total	C	N	O	S	0	0
			1800	1134	317	336	13		
1	6u	231	Total	C	N	O	S	0	0
			1800	1134	317	336	13		
1	6v	231	Total	C	N	O	S	0	0
			1800	1134	317	336	13		
1	6w	231	Total	C	N	O	S	0	0
			1800	1134	317	336	13		
1	6x	231	Total	C	N	O	S	0	0
			1800	1134	317	336	13		
1	6y	231	Total	C	N	O	S	0	0
			1800	1134	317	336	13		
1	6z	231	Total	C	N	O	S	0	0
			1800	1134	317	336	13		
1	6A	231	Total	C	N	O	S	0	0
			1800	1134	317	336	13		
1	6B	231	Total	C	N	O	S	0	0
			1800	1134	317	336	13		
1	6C	231	Total	C	N	O	S	0	0
			1800	1134	317	336	13		
1	6D	231	Total	C	N	O	S	0	0
			1800	1134	317	336	13		

Continued on next page...

Continued from previous page...

Mol	Chain	Residues	Atoms					AltConf	Trace
1	6E	231	Total 1800	C 1134	N 317	O 336	S 13	0	0
1	6F	231	Total 1800	C 1134	N 317	O 336	S 13	0	0
1	6G	231	Total 1800	C 1134	N 317	O 336	S 13	0	0
1	6H	231	Total 1800	C 1134	N 317	O 336	S 13	0	0
1	6I	231	Total 1800	C 1134	N 317	O 336	S 13	0	0
1	6J	231	Total 1800	C 1134	N 317	O 336	S 13	0	0
1	6K	231	Total 1800	C 1134	N 317	O 336	S 13	0	0
1	6L	231	Total 1800	C 1134	N 317	O 336	S 13	0	0
1	6M	231	Total 1800	C 1134	N 317	O 336	S 13	0	0
1	6N	231	Total 1800	C 1134	N 317	O 336	S 13	0	0
1	6O	231	Total 1800	C 1134	N 317	O 336	S 13	0	0
1	6P	231	Total 1800	C 1134	N 317	O 336	S 13	0	0
1	6Q	231	Total 1800	C 1134	N 317	O 336	S 13	0	0
1	6R	231	Total 1800	C 1134	N 317	O 336	S 13	0	0
1	6S	231	Total 1800	C 1134	N 317	O 336	S 13	0	0
1	6T	231	Total 1800	C 1134	N 317	O 336	S 13	0	0
1	6U	231	Total 1800	C 1134	N 317	O 336	S 13	0	0
1	6V	231	Total 1800	C 1134	N 317	O 336	S 13	0	0
1	6W	231	Total 1800	C 1134	N 317	O 336	S 13	0	0
1	6X	231	Total 1800	C 1134	N 317	O 336	S 13	0	0
1	6Y	231	Total 1800	C 1134	N 317	O 336	S 13	0	0

Continued on next page...

Continued from previous page...

Mol	Chain	Residues	Atoms					AltConf	Trace
1	6Z	231	Total 1800	C 1134	N 317	O 336	S 13	0	0
1	70	231	Total 1800	C 1134	N 317	O 336	S 13	0	0
1	71	231	Total 1800	C 1134	N 317	O 336	S 13	0	0
1	72	231	Total 1800	C 1134	N 317	O 336	S 13	0	0
1	73	231	Total 1800	C 1134	N 317	O 336	S 13	0	0
1	74	231	Total 1800	C 1134	N 317	O 336	S 13	0	0
1	75	231	Total 1800	C 1134	N 317	O 336	S 13	0	0
1	76	231	Total 1800	C 1134	N 317	O 336	S 13	0	0
1	77	231	Total 1800	C 1134	N 317	O 336	S 13	0	0
1	78	231	Total 1800	C 1134	N 317	O 336	S 13	0	0
1	79	231	Total 1800	C 1134	N 317	O 336	S 13	0	0
1	7a	231	Total 1800	C 1134	N 317	O 336	S 13	0	0
1	7b	231	Total 1800	C 1134	N 317	O 336	S 13	0	0
1	7c	231	Total 1800	C 1134	N 317	O 336	S 13	0	0
1	7d	231	Total 1800	C 1134	N 317	O 336	S 13	0	0
1	7e	231	Total 1800	C 1134	N 317	O 336	S 13	0	0
1	7f	231	Total 1800	C 1134	N 317	O 336	S 13	0	0
1	7g	231	Total 1800	C 1134	N 317	O 336	S 13	0	0
1	7h	231	Total 1800	C 1134	N 317	O 336	S 13	0	0
1	7i	231	Total 1800	C 1134	N 317	O 336	S 13	0	0
1	7j	231	Total 1800	C 1134	N 317	O 336	S 13	0	0

Continued on next page...

Continued from previous page...

Mol	Chain	Residues	Atoms					AltConf	Trace
1	7k	231	Total	C	N	O	S	0	0
			1800	1134	317	336	13		
1	7l	231	Total	C	N	O	S	0	0
			1800	1134	317	336	13		
1	7m	231	Total	C	N	O	S	0	0
			1800	1134	317	336	13		
1	7n	231	Total	C	N	O	S	0	0
			1800	1134	317	336	13		
1	7o	231	Total	C	N	O	S	0	0
			1800	1134	317	336	13		
1	7p	231	Total	C	N	O	S	0	0
			1800	1134	317	336	13		
1	7q	231	Total	C	N	O	S	0	0
			1800	1134	317	336	13		
1	7r	231	Total	C	N	O	S	0	0
			1800	1134	317	336	13		
1	7s	231	Total	C	N	O	S	0	0
			1800	1134	317	336	13		
1	7t	231	Total	C	N	O	S	0	0
			1800	1134	317	336	13		
1	7u	231	Total	C	N	O	S	0	0
			1800	1134	317	336	13		
1	7v	231	Total	C	N	O	S	0	0
			1800	1134	317	336	13		
1	7w	231	Total	C	N	O	S	0	0
			1800	1134	317	336	13		
1	7x	231	Total	C	N	O	S	0	0
			1800	1134	317	336	13		
1	7y	231	Total	C	N	O	S	0	0
			1800	1134	317	336	13		
1	7z	231	Total	C	N	O	S	0	0
			1800	1134	317	336	13		
1	7A	231	Total	C	N	O	S	0	0
			1800	1134	317	336	13		
1	7B	231	Total	C	N	O	S	0	0
			1800	1134	317	336	13		
1	7C	231	Total	C	N	O	S	0	0
			1800	1134	317	336	13		
1	7D	231	Total	C	N	O	S	0	0
			1800	1134	317	336	13		
1	7E	231	Total	C	N	O	S	0	0
			1800	1134	317	336	13		

Continued on next page...

Continued from previous page...

Mol	Chain	Residues	Atoms					AltConf	Trace
1	7F	231	Total 1800	C 1134	N 317	O 336	S 13	0	0
1	7G	231	Total 1800	C 1134	N 317	O 336	S 13	0	0
1	7H	231	Total 1800	C 1134	N 317	O 336	S 13	0	0
1	7I	231	Total 1800	C 1134	N 317	O 336	S 13	0	0
1	7J	231	Total 1800	C 1134	N 317	O 336	S 13	0	0
1	7K	231	Total 1800	C 1134	N 317	O 336	S 13	0	0
1	7L	231	Total 1800	C 1134	N 317	O 336	S 13	0	0
1	7M	231	Total 1800	C 1134	N 317	O 336	S 13	0	0
1	7N	231	Total 1800	C 1134	N 317	O 336	S 13	0	0
1	7O	231	Total 1800	C 1134	N 317	O 336	S 13	0	0
1	7P	231	Total 1800	C 1134	N 317	O 336	S 13	0	0
1	7Q	231	Total 1800	C 1134	N 317	O 336	S 13	0	0
1	7R	231	Total 1800	C 1134	N 317	O 336	S 13	0	0
1	7S	231	Total 1800	C 1134	N 317	O 336	S 13	0	0
1	7T	231	Total 1800	C 1134	N 317	O 336	S 13	0	0
1	7U	231	Total 1800	C 1134	N 317	O 336	S 13	0	0
1	7V	231	Total 1800	C 1134	N 317	O 336	S 13	0	0
1	7W	231	Total 1800	C 1134	N 317	O 336	S 13	0	0
1	7X	231	Total 1800	C 1134	N 317	O 336	S 13	0	0
1	7Y	231	Total 1800	C 1134	N 317	O 336	S 13	0	0
1	7Z	231	Total 1800	C 1134	N 317	O 336	S 13	0	0

Continued on next page...

Continued from previous page...

Mol	Chain	Residues	Atoms					AltConf	Trace
1	80	231	Total 1800	C 1134	N 317	O 336	S 13	0	0
1	81	231	Total 1800	C 1134	N 317	O 336	S 13	0	0
1	82	231	Total 1800	C 1134	N 317	O 336	S 13	0	0
1	83	231	Total 1800	C 1134	N 317	O 336	S 13	0	0
1	84	231	Total 1800	C 1134	N 317	O 336	S 13	0	0
1	85	231	Total 1800	C 1134	N 317	O 336	S 13	0	0
1	86	231	Total 1800	C 1134	N 317	O 336	S 13	0	0
1	87	231	Total 1800	C 1134	N 317	O 336	S 13	0	0
1	88	231	Total 1800	C 1134	N 317	O 336	S 13	0	0
1	89	231	Total 1800	C 1134	N 317	O 336	S 13	0	0
1	8a	231	Total 1800	C 1134	N 317	O 336	S 13	0	0
1	8b	231	Total 1800	C 1134	N 317	O 336	S 13	0	0
1	8c	231	Total 1800	C 1134	N 317	O 336	S 13	0	0
1	8d	231	Total 1800	C 1134	N 317	O 336	S 13	0	0
1	8e	231	Total 1800	C 1134	N 317	O 336	S 13	0	0
1	8f	231	Total 1800	C 1134	N 317	O 336	S 13	0	0
1	8g	231	Total 1800	C 1134	N 317	O 336	S 13	0	0
1	8h	231	Total 1800	C 1134	N 317	O 336	S 13	0	0
1	8i	231	Total 1800	C 1134	N 317	O 336	S 13	0	0
1	8j	231	Total 1800	C 1134	N 317	O 336	S 13	0	0
1	8k	231	Total 1800	C 1134	N 317	O 336	S 13	0	0

Continued on next page...

Continued from previous page...

Mol	Chain	Residues	Atoms					AltConf	Trace
1	8l	231	Total 1800	C 1134	N 317	O 336	S 13	0	0
1	8m	231	Total 1800	C 1134	N 317	O 336	S 13	0	0
1	8n	231	Total 1800	C 1134	N 317	O 336	S 13	0	0
1	8o	231	Total 1800	C 1134	N 317	O 336	S 13	0	0
1	8p	231	Total 1800	C 1134	N 317	O 336	S 13	0	0
1	8q	231	Total 1800	C 1134	N 317	O 336	S 13	0	0
1	8r	231	Total 1800	C 1134	N 317	O 336	S 13	0	0
1	8s	231	Total 1800	C 1134	N 317	O 336	S 13	0	0
1	8t	231	Total 1800	C 1134	N 317	O 336	S 13	0	0
1	8u	231	Total 1800	C 1134	N 317	O 336	S 13	0	0
1	8v	231	Total 1800	C 1134	N 317	O 336	S 13	0	0
1	8w	231	Total 1800	C 1134	N 317	O 336	S 13	0	0
1	8x	231	Total 1800	C 1134	N 317	O 336	S 13	0	0
1	8y	231	Total 1800	C 1134	N 317	O 336	S 13	0	0
1	8z	231	Total 1800	C 1134	N 317	O 336	S 13	0	0
1	8A	231	Total 1800	C 1134	N 317	O 336	S 13	0	0
1	8B	231	Total 1800	C 1134	N 317	O 336	S 13	0	0
1	8C	231	Total 1800	C 1134	N 317	O 336	S 13	0	0
1	8D	231	Total 1800	C 1134	N 317	O 336	S 13	0	0
1	8E	231	Total 1800	C 1134	N 317	O 336	S 13	0	0
1	8F	231	Total 1800	C 1134	N 317	O 336	S 13	0	0

Continued on next page...

Continued from previous page...

Mol	Chain	Residues	Atoms					AltConf	Trace
1	8G	231	Total 1800	C 1134	N 317	O 336	S 13	0	0
1	8H	231	Total 1800	C 1134	N 317	O 336	S 13	0	0
1	8I	231	Total 1800	C 1134	N 317	O 336	S 13	0	0
1	8J	231	Total 1800	C 1134	N 317	O 336	S 13	0	0
1	8K	231	Total 1800	C 1134	N 317	O 336	S 13	0	0
1	8L	231	Total 1800	C 1134	N 317	O 336	S 13	0	0
1	8M	231	Total 1800	C 1134	N 317	O 336	S 13	0	0
1	8N	231	Total 1800	C 1134	N 317	O 336	S 13	0	0
1	8O	231	Total 1800	C 1134	N 317	O 336	S 13	0	0
1	8P	231	Total 1800	C 1134	N 317	O 336	S 13	0	0
1	8Q	231	Total 1800	C 1134	N 317	O 336	S 13	0	0
1	8R	231	Total 1800	C 1134	N 317	O 336	S 13	0	0
1	8S	231	Total 1800	C 1134	N 317	O 336	S 13	0	0
1	8T	231	Total 1800	C 1134	N 317	O 336	S 13	0	0
1	8U	231	Total 1800	C 1134	N 317	O 336	S 13	0	0
1	8V	231	Total 1800	C 1134	N 317	O 336	S 13	0	0
1	8W	231	Total 1800	C 1134	N 317	O 336	S 13	0	0
1	8X	231	Total 1800	C 1134	N 317	O 336	S 13	0	0
1	8Y	231	Total 1800	C 1134	N 317	O 336	S 13	0	0
1	8Z	231	Total 1800	C 1134	N 317	O 336	S 13	0	0
1	90	231	Total 1800	C 1134	N 317	O 336	S 13	0	0

Continued on next page...

Continued from previous page...

Mol	Chain	Residues	Atoms					AltConf	Trace
1	91	231	Total 1800	C 1134	N 317	O 336	S 13	0	0
1	92	231	Total 1800	C 1134	N 317	O 336	S 13	0	0
1	93	231	Total 1800	C 1134	N 317	O 336	S 13	0	0
1	94	231	Total 1800	C 1134	N 317	O 336	S 13	0	0
1	95	231	Total 1800	C 1134	N 317	O 336	S 13	0	0
1	96	231	Total 1800	C 1134	N 317	O 336	S 13	0	0
1	97	231	Total 1800	C 1134	N 317	O 336	S 13	0	0
1	98	231	Total 1800	C 1134	N 317	O 336	S 13	0	0
1	99	231	Total 1800	C 1134	N 317	O 336	S 13	0	0
1	9a	231	Total 1800	C 1134	N 317	O 336	S 13	0	0
1	9b	231	Total 1800	C 1134	N 317	O 336	S 13	0	0
1	9c	231	Total 1800	C 1134	N 317	O 336	S 13	0	0
1	9d	231	Total 1800	C 1134	N 317	O 336	S 13	0	0
1	9e	231	Total 1800	C 1134	N 317	O 336	S 13	0	0
1	9f	231	Total 1800	C 1134	N 317	O 336	S 13	0	0
1	9g	231	Total 1800	C 1134	N 317	O 336	S 13	0	0
1	9h	231	Total 1800	C 1134	N 317	O 336	S 13	0	0
1	9i	231	Total 1800	C 1134	N 317	O 336	S 13	0	0
1	9j	231	Total 1800	C 1134	N 317	O 336	S 13	0	0
1	9k	231	Total 1800	C 1134	N 317	O 336	S 13	0	0
1	9l	231	Total 1800	C 1134	N 317	O 336	S 13	0	0

Continued on next page...

Continued from previous page...

Mol	Chain	Residues	Atoms					AltConf	Trace
1	9m	231	Total	C	N	O	S	0	0
			1800	1134	317	336	13		
1	9n	231	Total	C	N	O	S	0	0
			1800	1134	317	336	13		
1	9o	231	Total	C	N	O	S	0	0
			1800	1134	317	336	13		
1	9p	231	Total	C	N	O	S	0	0
			1800	1134	317	336	13		
1	9q	231	Total	C	N	O	S	0	0
			1800	1134	317	336	13		
1	9r	231	Total	C	N	O	S	0	0
			1800	1134	317	336	13		
1	9s	231	Total	C	N	O	S	0	0
			1800	1134	317	336	13		
1	9t	231	Total	C	N	O	S	0	0
			1800	1134	317	336	13		
1	9u	231	Total	C	N	O	S	0	0
			1800	1134	317	336	13		
1	9v	231	Total	C	N	O	S	0	0
			1800	1134	317	336	13		
1	9w	231	Total	C	N	O	S	0	0
			1800	1134	317	336	13		
1	9x	231	Total	C	N	O	S	0	0
			1800	1134	317	336	13		
1	9y	231	Total	C	N	O	S	0	0
			1800	1134	317	336	13		
1	9z	231	Total	C	N	O	S	0	0
			1800	1134	317	336	13		
1	9A	231	Total	C	N	O	S	0	0
			1800	1134	317	336	13		
1	9B	231	Total	C	N	O	S	0	0
			1800	1134	317	336	13		
1	9C	231	Total	C	N	O	S	0	0
			1800	1134	317	336	13		
1	9D	231	Total	C	N	O	S	0	0
			1800	1134	317	336	13		
1	9E	231	Total	C	N	O	S	0	0
			1800	1134	317	336	13		
1	9F	231	Total	C	N	O	S	0	0
			1800	1134	317	336	13		
1	9G	231	Total	C	N	O	S	0	0
			1800	1134	317	336	13		

Continued on next page...

Continued from previous page...

Mol	Chain	Residues	Atoms					AltConf	Trace
1	9H	231	Total 1800	C 1134	N 317	O 336	S 13	0	0
1	9I	231	Total 1800	C 1134	N 317	O 336	S 13	0	0
1	9J	231	Total 1800	C 1134	N 317	O 336	S 13	0	0
1	9K	231	Total 1800	C 1134	N 317	O 336	S 13	0	0
1	9L	231	Total 1800	C 1134	N 317	O 336	S 13	0	0
1	9M	231	Total 1800	C 1134	N 317	O 336	S 13	0	0
1	9N	231	Total 1800	C 1134	N 317	O 336	S 13	0	0
1	9O	231	Total 1800	C 1134	N 317	O 336	S 13	0	0
1	9P	231	Total 1800	C 1134	N 317	O 336	S 13	0	0
1	Y	231	Total 1800	C 1134	N 317	O 336	S 13	0	0
1	9Q	231	Total 1800	C 1134	N 317	O 336	S 13	0	0
1	9R	231	Total 1800	C 1134	N 317	O 336	S 13	0	0
1	9S	231	Total 1800	C 1134	N 317	O 336	S 13	0	0
1	9T	231	Total 1800	C 1134	N 317	O 336	S 13	0	0
1	9U	231	Total 1800	C 1134	N 317	O 336	S 13	0	0
1	9V	231	Total 1800	C 1134	N 317	O 336	S 13	0	0
1	9W	231	Total 1800	C 1134	N 317	O 336	S 13	0	0
1	9X	231	Total 1800	C 1134	N 317	O 336	S 13	0	0
1	9Y	231	Total 1800	C 1134	N 317	O 336	S 13	0	0
1	9Z	231	Total 1800	C 1134	N 317	O 336	S 13	0	0
1	Z	231	Total 1800	C 1134	N 317	O 336	S 13	0	0

Continued on next page...

Continued from previous page...

Mol	Chain	Residues	Atoms					AltConf	Trace
1	a0	231	Total 1800	C 1134	N 317	O 336	S 13	0	0
1	a1	231	Total 1800	C 1134	N 317	O 336	S 13	0	0
1	a2	231	Total 1800	C 1134	N 317	O 336	S 13	0	0
1	a3	231	Total 1800	C 1134	N 317	O 336	S 13	0	0
1	a4	231	Total 1800	C 1134	N 317	O 336	S 13	0	0
1	a5	231	Total 1800	C 1134	N 317	O 336	S 13	0	0
1	a6	231	Total 1800	C 1134	N 317	O 336	S 13	0	0
1	a7	231	Total 1800	C 1134	N 317	O 336	S 13	0	0
1	a8	231	Total 1800	C 1134	N 317	O 336	S 13	0	0
1	a9	231	Total 1800	C 1134	N 317	O 336	S 13	0	0
1	10	231	Total 1800	C 1134	N 317	O 336	S 13	0	0
1	aa	231	Total 1800	C 1134	N 317	O 336	S 13	0	0
1	ab	231	Total 1800	C 1134	N 317	O 336	S 13	0	0
1	ac	231	Total 1800	C 1134	N 317	O 336	S 13	0	0
1	ad	231	Total 1800	C 1134	N 317	O 336	S 13	0	0
1	ae	231	Total 1800	C 1134	N 317	O 336	S 13	0	0
1	af	231	Total 1800	C 1134	N 317	O 336	S 13	0	0
1	ag	231	Total 1800	C 1134	N 317	O 336	S 13	0	0
1	ah	231	Total 1800	C 1134	N 317	O 336	S 13	0	0
1	ai	231	Total 1800	C 1134	N 317	O 336	S 13	0	0
1	aj	231	Total 1800	C 1134	N 317	O 336	S 13	0	0

Continued on next page...

Continued from previous page...

Mol	Chain	Residues	Atoms					AltConf	Trace
1	11	231	Total 1800	C 1134	N 317	O 336	S 13	0	0
1	ak	231	Total 1800	C 1134	N 317	O 336	S 13	0	0
1	al	231	Total 1800	C 1134	N 317	O 336	S 13	0	0
1	am	231	Total 1800	C 1134	N 317	O 336	S 13	0	0
1	an	231	Total 1800	C 1134	N 317	O 336	S 13	0	0
1	ao	231	Total 1800	C 1134	N 317	O 336	S 13	0	0
1	ap	231	Total 1800	C 1134	N 317	O 336	S 13	0	0
1	aq	231	Total 1800	C 1134	N 317	O 336	S 13	0	0
1	ar	231	Total 1800	C 1134	N 317	O 336	S 13	0	0
1	as	231	Total 1800	C 1134	N 317	O 336	S 13	0	0
1	at	231	Total 1800	C 1134	N 317	O 336	S 13	0	0
1	12	231	Total 1800	C 1134	N 317	O 336	S 13	0	0
1	au	231	Total 1800	C 1134	N 317	O 336	S 13	0	0
1	av	231	Total 1800	C 1134	N 317	O 336	S 13	0	0
1	aw	231	Total 1800	C 1134	N 317	O 336	S 13	0	0
1	ax	231	Total 1800	C 1134	N 317	O 336	S 13	0	0
1	ay	231	Total 1800	C 1134	N 317	O 336	S 13	0	0
1	az	231	Total 1800	C 1134	N 317	O 336	S 13	0	0
1	aA	231	Total 1800	C 1134	N 317	O 336	S 13	0	0
1	aB	231	Total 1800	C 1134	N 317	O 336	S 13	0	0
1	aC	231	Total 1800	C 1134	N 317	O 336	S 13	0	0

Continued on next page...

Continued from previous page...

Mol	Chain	Residues	Atoms					AltConf	Trace
1	aD	231	Total 1800	C 1134	N 317	O 336	S 13	0	0
1	13	231	Total 1800	C 1134	N 317	O 336	S 13	0	0
1	aE	231	Total 1800	C 1134	N 317	O 336	S 13	0	0
1	aF	231	Total 1800	C 1134	N 317	O 336	S 13	0	0
1	aG	231	Total 1800	C 1134	N 317	O 336	S 13	0	0
1	aH	231	Total 1800	C 1134	N 317	O 336	S 13	0	0
1	aI	231	Total 1800	C 1134	N 317	O 336	S 13	0	0
1	aJ	231	Total 1800	C 1134	N 317	O 336	S 13	0	0
1	aK	231	Total 1800	C 1134	N 317	O 336	S 13	0	0
1	aL	231	Total 1800	C 1134	N 317	O 336	S 13	0	0
1	aM	231	Total 1800	C 1134	N 317	O 336	S 13	0	0
1	aN	231	Total 1800	C 1134	N 317	O 336	S 13	0	0
1	14	231	Total 1800	C 1134	N 317	O 336	S 13	0	0
1	aO	231	Total 1800	C 1134	N 317	O 336	S 13	0	0
1	aP	231	Total 1800	C 1134	N 317	O 336	S 13	0	0
1	aQ	231	Total 1800	C 1134	N 317	O 336	S 13	0	0
1	aR	231	Total 1800	C 1134	N 317	O 336	S 13	0	0
1	aS	231	Total 1800	C 1134	N 317	O 336	S 13	0	0
1	aT	231	Total 1800	C 1134	N 317	O 336	S 13	0	0
1	aU	231	Total 1800	C 1134	N 317	O 336	S 13	0	0
1	aV	231	Total 1800	C 1134	N 317	O 336	S 13	0	0

Continued on next page...

Continued from previous page...

Mol	Chain	Residues	Atoms					AltConf	Trace
1	aW	231	Total 1800	C 1134	N 317	O 336	S 13	0	0
1	aX	231	Total 1800	C 1134	N 317	O 336	S 13	0	0
1	15	231	Total 1800	C 1134	N 317	O 336	S 13	0	0
1	aY	231	Total 1800	C 1134	N 317	O 336	S 13	0	0
1	aZ	231	Total 1800	C 1134	N 317	O 336	S 13	0	0
1	b0	231	Total 1800	C 1134	N 317	O 336	S 13	0	0
1	b1	231	Total 1800	C 1134	N 317	O 336	S 13	0	0
1	b2	231	Total 1800	C 1134	N 317	O 336	S 13	0	0
1	b3	231	Total 1800	C 1134	N 317	O 336	S 13	0	0
1	b4	231	Total 1800	C 1134	N 317	O 336	S 13	0	0
1	b5	231	Total 1800	C 1134	N 317	O 336	S 13	0	0
1	b6	231	Total 1800	C 1134	N 317	O 336	S 13	0	0
1	b7	231	Total 1800	C 1134	N 317	O 336	S 13	0	0
1	16	231	Total 1800	C 1134	N 317	O 336	S 13	0	0
1	b8	231	Total 1800	C 1134	N 317	O 336	S 13	0	0
1	b9	231	Total 1800	C 1134	N 317	O 336	S 13	0	0
1	ba	231	Total 1800	C 1134	N 317	O 336	S 13	0	0
1	bb	231	Total 1800	C 1134	N 317	O 336	S 13	0	0
1	bc	231	Total 1800	C 1134	N 317	O 336	S 13	0	0
1	bd	231	Total 1800	C 1134	N 317	O 336	S 13	0	0
1	be	231	Total 1800	C 1134	N 317	O 336	S 13	0	0

Continued on next page...

Continued from previous page...

Mol	Chain	Residues	Atoms					AltConf	Trace
1	bf	231	Total 1800	C 1134	N 317	O 336	S 13	0	0
1	bg	231	Total 1800	C 1134	N 317	O 336	S 13	0	0
1	bh	231	Total 1800	C 1134	N 317	O 336	S 13	0	0
1	17	231	Total 1800	C 1134	N 317	O 336	S 13	0	0
1	bi	231	Total 1800	C 1134	N 317	O 336	S 13	0	0
1	bj	231	Total 1800	C 1134	N 317	O 336	S 13	0	0
1	bk	231	Total 1800	C 1134	N 317	O 336	S 13	0	0
1	bl	231	Total 1800	C 1134	N 317	O 336	S 13	0	0
1	bm	231	Total 1800	C 1134	N 317	O 336	S 13	0	0
1	bn	231	Total 1800	C 1134	N 317	O 336	S 13	0	0
1	bo	231	Total 1800	C 1134	N 317	O 336	S 13	0	0
1	bp	231	Total 1800	C 1134	N 317	O 336	S 13	0	0
1	bq	231	Total 1800	C 1134	N 317	O 336	S 13	0	0
1	br	231	Total 1800	C 1134	N 317	O 336	S 13	0	0
1	18	231	Total 1800	C 1134	N 317	O 336	S 13	0	0
1	bs	231	Total 1800	C 1134	N 317	O 336	S 13	0	0
1	bt	231	Total 1800	C 1134	N 317	O 336	S 13	0	0
1	bu	231	Total 1800	C 1134	N 317	O 336	S 13	0	0
1	bv	231	Total 1800	C 1134	N 317	O 336	S 13	0	0
1	bw	231	Total 1800	C 1134	N 317	O 336	S 13	0	0
1	bx	231	Total 1800	C 1134	N 317	O 336	S 13	0	0

Continued on next page...

Continued from previous page...

Mol	Chain	Residues	Atoms					AltConf	Trace
1	by	231	Total 1800	C 1134	N 317	O 336	S 13	0	0
1	bz	231	Total 1800	C 1134	N 317	O 336	S 13	0	0
1	bA	231	Total 1800	C 1134	N 317	O 336	S 13	0	0
1	bB	231	Total 1800	C 1134	N 317	O 336	S 13	0	0
1	19	231	Total 1800	C 1134	N 317	O 336	S 13	0	0
1	bC	231	Total 1800	C 1134	N 317	O 336	S 13	0	0
1	bD	231	Total 1800	C 1134	N 317	O 336	S 13	0	0
1	bE	231	Total 1800	C 1134	N 317	O 336	S 13	0	0
1	bF	231	Total 1800	C 1134	N 317	O 336	S 13	0	0
1	bG	231	Total 1800	C 1134	N 317	O 336	S 13	0	0
1	bH	231	Total 1800	C 1134	N 317	O 336	S 13	0	0
1	bI	231	Total 1800	C 1134	N 317	O 336	S 13	0	0
1	bJ	231	Total 1800	C 1134	N 317	O 336	S 13	0	0
1	bK	231	Total 1800	C 1134	N 317	O 336	S 13	0	0
1	bL	231	Total 1800	C 1134	N 317	O 336	S 13	0	0
1	1a	231	Total 1800	C 1134	N 317	O 336	S 13	0	0
1	bM	231	Total 1800	C 1134	N 317	O 336	S 13	0	0
1	bN	231	Total 1800	C 1134	N 317	O 336	S 13	0	0
1	bO	231	Total 1800	C 1134	N 317	O 336	S 13	0	0
1	bP	231	Total 1800	C 1134	N 317	O 336	S 13	0	0
1	bQ	231	Total 1800	C 1134	N 317	O 336	S 13	0	0

Continued on next page...

Continued from previous page...

Mol	Chain	Residues	Atoms					AltConf	Trace
1	bR	231	Total 1800	C 1134	N 317	O 336	S 13	0	0
1	bS	231	Total 1800	C 1134	N 317	O 336	S 13	0	0
1	bT	231	Total 1800	C 1134	N 317	O 336	S 13	0	0
1	bU	231	Total 1800	C 1134	N 317	O 336	S 13	0	0
1	bV	231	Total 1800	C 1134	N 317	O 336	S 13	0	0
1	1b	231	Total 1800	C 1134	N 317	O 336	S 13	0	0
1	bW	231	Total 1800	C 1134	N 317	O 336	S 13	0	0
1	bX	231	Total 1800	C 1134	N 317	O 336	S 13	0	0
1	bY	231	Total 1800	C 1134	N 317	O 336	S 13	0	0
1	bZ	231	Total 1800	C 1134	N 317	O 336	S 13	0	0
1	c0	231	Total 1800	C 1134	N 317	O 336	S 13	0	0
1	c1	231	Total 1800	C 1134	N 317	O 336	S 13	0	0
1	c2	231	Total 1800	C 1134	N 317	O 336	S 13	0	0
1	c3	231	Total 1800	C 1134	N 317	O 336	S 13	0	0
1	c4	231	Total 1800	C 1134	N 317	O 336	S 13	0	0
1	c5	231	Total 1800	C 1134	N 317	O 336	S 13	0	0
1	1c	231	Total 1800	C 1134	N 317	O 336	S 13	0	0
1	c6	231	Total 1800	C 1134	N 317	O 336	S 13	0	0
1	c7	231	Total 1800	C 1134	N 317	O 336	S 13	0	0
1	c8	231	Total 1800	C 1134	N 317	O 336	S 13	0	0
1	c9	231	Total 1800	C 1134	N 317	O 336	S 13	0	0

Continued on next page...

Continued from previous page...

Mol	Chain	Residues	Atoms					AltConf	Trace
1	ca	231	Total	C	N	O	S	0	0
			1800	1134	317	336	13		
1	cb	231	Total	C	N	O	S	0	0
			1800	1134	317	336	13		
1	cc	231	Total	C	N	O	S	0	0
			1800	1134	317	336	13		
1	cd	231	Total	C	N	O	S	0	0
			1800	1134	317	336	13		
1	ce	231	Total	C	N	O	S	0	0
			1800	1134	317	336	13		
1	cf	231	Total	C	N	O	S	0	0
			1800	1134	317	336	13		
1	1d	231	Total	C	N	O	S	0	0
			1800	1134	317	336	13		
1	cg	231	Total	C	N	O	S	0	0
			1800	1134	317	336	13		
1	ch	231	Total	C	N	O	S	0	0
			1800	1134	317	336	13		
1	ci	231	Total	C	N	O	S	0	0
			1800	1134	317	336	13		
1	cj	231	Total	C	N	O	S	0	0
			1800	1134	317	336	13		
1	ck	231	Total	C	N	O	S	0	0
			1800	1134	317	336	13		
1	cl	231	Total	C	N	O	S	0	0
			1800	1134	317	336	13		
1	cm	231	Total	C	N	O	S	0	0
			1800	1134	317	336	13		
1	cn	231	Total	C	N	O	S	0	0
			1800	1134	317	336	13		
1	co	231	Total	C	N	O	S	0	0
			1800	1134	317	336	13		
1	cp	231	Total	C	N	O	S	0	0
			1800	1134	317	336	13		
1	1e	231	Total	C	N	O	S	0	0
			1800	1134	317	336	13		
1	cq	231	Total	C	N	O	S	0	0
			1800	1134	317	336	13		
1	cr	231	Total	C	N	O	S	0	0
			1800	1134	317	336	13		
1	cs	231	Total	C	N	O	S	0	0
			1800	1134	317	336	13		

Continued on next page...

Continued from previous page...

Mol	Chain	Residues	Atoms					AltConf	Trace
1	ct	231	Total	C	N	O	S	0	0
			1800	1134	317	336	13		
1	cu	231	Total	C	N	O	S	0	0
			1800	1134	317	336	13		
1	cv	231	Total	C	N	O	S	0	0
			1800	1134	317	336	13		
1	cw	231	Total	C	N	O	S	0	0
			1800	1134	317	336	13		
1	cx	231	Total	C	N	O	S	0	0
			1800	1134	317	336	13		
1	cy	231	Total	C	N	O	S	0	0
			1800	1134	317	336	13		
1	cz	231	Total	C	N	O	S	0	0
			1800	1134	317	336	13		
1	lf	231	Total	C	N	O	S	0	0
			1800	1134	317	336	13		
1	cA	231	Total	C	N	O	S	0	0
			1800	1134	317	336	13		
1	cB	231	Total	C	N	O	S	0	0
			1800	1134	317	336	13		
1	cC	231	Total	C	N	O	S	0	0
			1800	1134	317	336	13		
1	cD	231	Total	C	N	O	S	0	0
			1800	1134	317	336	13		
1	cE	231	Total	C	N	O	S	0	0
			1800	1134	317	336	13		
1	cF	231	Total	C	N	O	S	0	0
			1800	1134	317	336	13		
1	cG	231	Total	C	N	O	S	0	0
			1800	1134	317	336	13		
1	cH	231	Total	C	N	O	S	0	0
			1800	1134	317	336	13		
1	cI	231	Total	C	N	O	S	0	0
			1800	1134	317	336	13		
1	cJ	231	Total	C	N	O	S	0	0
			1800	1134	317	336	13		
1	lg	231	Total	C	N	O	S	0	0
			1800	1134	317	336	13		
1	cK	231	Total	C	N	O	S	0	0
			1800	1134	317	336	13		
1	cL	231	Total	C	N	O	S	0	0
			1800	1134	317	336	13		

Continued on next page...

Continued from previous page...

Mol	Chain	Residues	Atoms					AltConf	Trace
1	cM	231	Total 1800	C 1134	N 317	O 336	S 13	0	0
1	cN	231	Total 1800	C 1134	N 317	O 336	S 13	0	0
1	cO	231	Total 1800	C 1134	N 317	O 336	S 13	0	0
1	cP	231	Total 1800	C 1134	N 317	O 336	S 13	0	0
1	cQ	231	Total 1800	C 1134	N 317	O 336	S 13	0	0
1	cR	231	Total 1800	C 1134	N 317	O 336	S 13	0	0
1	cS	231	Total 1800	C 1134	N 317	O 336	S 13	0	0
1	cT	231	Total 1800	C 1134	N 317	O 336	S 13	0	0
1	lh	231	Total 1800	C 1134	N 317	O 336	S 13	0	0
1	cU	231	Total 1800	C 1134	N 317	O 336	S 13	0	0
1	cV	231	Total 1800	C 1134	N 317	O 336	S 13	0	0
1	cW	231	Total 1800	C 1134	N 317	O 336	S 13	0	0
1	cX	231	Total 1800	C 1134	N 317	O 336	S 13	0	0
1	cY	231	Total 1800	C 1134	N 317	O 336	S 13	0	0
1	cZ	231	Total 1800	C 1134	N 317	O 336	S 13	0	0
1	d0	231	Total 1800	C 1134	N 317	O 336	S 13	0	0
1	d1	231	Total 1800	C 1134	N 317	O 336	S 13	0	0
1	d2	231	Total 1800	C 1134	N 317	O 336	S 13	0	0
1	d3	231	Total 1800	C 1134	N 317	O 336	S 13	0	0
1	li	231	Total 1800	C 1134	N 317	O 336	S 13	0	0
1	d4	231	Total 1800	C 1134	N 317	O 336	S 13	0	0

Continued on next page...

Continued from previous page...

Mol	Chain	Residues	Atoms					AltConf	Trace
1	d5	231	Total 1800	C 1134	N 317	O 336	S 13	0	0
1	d6	231	Total 1800	C 1134	N 317	O 336	S 13	0	0
1	d7	231	Total 1800	C 1134	N 317	O 336	S 13	0	0
1	d8	231	Total 1800	C 1134	N 317	O 336	S 13	0	0
1	d9	231	Total 1800	C 1134	N 317	O 336	S 13	0	0
1	da	231	Total 1800	C 1134	N 317	O 336	S 13	0	0
1	db	231	Total 1800	C 1134	N 317	O 336	S 13	0	0
1	dc	231	Total 1800	C 1134	N 317	O 336	S 13	0	0
1	dd	231	Total 1800	C 1134	N 317	O 336	S 13	0	0
1	lj	231	Total 1800	C 1134	N 317	O 336	S 13	0	0
1	de	231	Total 1800	C 1134	N 317	O 336	S 13	0	0
1	df	231	Total 1800	C 1134	N 317	O 336	S 13	0	0
1	dg	231	Total 1800	C 1134	N 317	O 336	S 13	0	0
1	dh	231	Total 1800	C 1134	N 317	O 336	S 13	0	0
1	di	231	Total 1800	C 1134	N 317	O 336	S 13	0	0
1	dj	231	Total 1800	C 1134	N 317	O 336	S 13	0	0
1	dk	231	Total 1800	C 1134	N 317	O 336	S 13	0	0
1	dl	231	Total 1800	C 1134	N 317	O 336	S 13	0	0
1	dm	231	Total 1800	C 1134	N 317	O 336	S 13	0	0
1	dn	231	Total 1800	C 1134	N 317	O 336	S 13	0	0
1	lk	231	Total 1800	C 1134	N 317	O 336	S 13	0	0

Continued on next page...

Continued from previous page...

Mol	Chain	Residues	Atoms					AltConf	Trace
1	do	231	Total 1800	C 1134	N 317	O 336	S 13	0	0
1	dp	231	Total 1800	C 1134	N 317	O 336	S 13	0	0
1	dq	231	Total 1800	C 1134	N 317	O 336	S 13	0	0
1	dr	231	Total 1800	C 1134	N 317	O 336	S 13	0	0
1	ds	231	Total 1800	C 1134	N 317	O 336	S 13	0	0
1	dt	231	Total 1800	C 1134	N 317	O 336	S 13	0	0
1	du	231	Total 1800	C 1134	N 317	O 336	S 13	0	0
1	dv	231	Total 1800	C 1134	N 317	O 336	S 13	0	0
1	dw	231	Total 1800	C 1134	N 317	O 336	S 13	0	0
1	dx	231	Total 1800	C 1134	N 317	O 336	S 13	0	0
1	ll	231	Total 1800	C 1134	N 317	O 336	S 13	0	0
1	dy	231	Total 1800	C 1134	N 317	O 336	S 13	0	0
1	dz	231	Total 1800	C 1134	N 317	O 336	S 13	0	0
1	dA	231	Total 1800	C 1134	N 317	O 336	S 13	0	0
1	dB	231	Total 1800	C 1134	N 317	O 336	S 13	0	0
1	dC	231	Total 1800	C 1134	N 317	O 336	S 13	0	0
1	dD	231	Total 1800	C 1134	N 317	O 336	S 13	0	0
1	dE	231	Total 1800	C 1134	N 317	O 336	S 13	0	0
1	dF	231	Total 1800	C 1134	N 317	O 336	S 13	0	0
1	dG	231	Total 1800	C 1134	N 317	O 336	S 13	0	0
1	dH	231	Total 1800	C 1134	N 317	O 336	S 13	0	0

Continued on next page...

Continued from previous page...

Mol	Chain	Residues	Atoms					AltConf	Trace
1	1m	231	Total 1800	C 1134	N 317	O 336	S 13	0	0
1	dI	231	Total 1800	C 1134	N 317	O 336	S 13	0	0
1	dJ	231	Total 1800	C 1134	N 317	O 336	S 13	0	0
1	dK	231	Total 1800	C 1134	N 317	O 336	S 13	0	0
1	dL	231	Total 1800	C 1134	N 317	O 336	S 13	0	0
1	dM	231	Total 1800	C 1134	N 317	O 336	S 13	0	0
1	dN	231	Total 1800	C 1134	N 317	O 336	S 13	0	0
1	dO	231	Total 1800	C 1134	N 317	O 336	S 13	0	0
1	dP	231	Total 1800	C 1134	N 317	O 336	S 13	0	0
1	dQ	231	Total 1800	C 1134	N 317	O 336	S 13	0	0
1	dR	231	Total 1800	C 1134	N 317	O 336	S 13	0	0
1	1n	231	Total 1800	C 1134	N 317	O 336	S 13	0	0
1	dS	231	Total 1800	C 1134	N 317	O 336	S 13	0	0
1	dT	231	Total 1800	C 1134	N 317	O 336	S 13	0	0
1	dU	231	Total 1800	C 1134	N 317	O 336	S 13	0	0
1	dV	231	Total 1800	C 1134	N 317	O 336	S 13	0	0
1	dW	231	Total 1800	C 1134	N 317	O 336	S 13	0	0
1	dX	231	Total 1800	C 1134	N 317	O 336	S 13	0	0
1	dY	231	Total 1800	C 1134	N 317	O 336	S 13	0	0
1	dZ	231	Total 1800	C 1134	N 317	O 336	S 13	0	0
1	e0	231	Total 1800	C 1134	N 317	O 336	S 13	0	0

Continued on next page...

Continued from previous page...

Mol	Chain	Residues	Atoms					AltConf	Trace
1	e1	231	Total 1800	C 1134	N 317	O 336	S 13	0	0
1	lo	231	Total 1800	C 1134	N 317	O 336	S 13	0	0
1	e2	231	Total 1800	C 1134	N 317	O 336	S 13	0	0
1	e3	231	Total 1800	C 1134	N 317	O 336	S 13	0	0
1	e4	231	Total 1800	C 1134	N 317	O 336	S 13	0	0
1	e5	231	Total 1800	C 1134	N 317	O 336	S 13	0	0
1	e6	231	Total 1800	C 1134	N 317	O 336	S 13	0	0
1	e7	231	Total 1800	C 1134	N 317	O 336	S 13	0	0
1	e8	231	Total 1800	C 1134	N 317	O 336	S 13	0	0
1	e9	231	Total 1800	C 1134	N 317	O 336	S 13	0	0
1	ea	231	Total 1800	C 1134	N 317	O 336	S 13	0	0
1	eb	231	Total 1800	C 1134	N 317	O 336	S 13	0	0
1	lp	231	Total 1800	C 1134	N 317	O 336	S 13	0	0
1	ec	231	Total 1800	C 1134	N 317	O 336	S 13	0	0
1	ed	231	Total 1800	C 1134	N 317	O 336	S 13	0	0
1	ee	231	Total 1800	C 1134	N 317	O 336	S 13	0	0
1	ef	231	Total 1800	C 1134	N 317	O 336	S 13	0	0
1	eg	231	Total 1800	C 1134	N 317	O 336	S 13	0	0
1	eh	231	Total 1800	C 1134	N 317	O 336	S 13	0	0
1	ei	231	Total 1800	C 1134	N 317	O 336	S 13	0	0
1	ej	231	Total 1800	C 1134	N 317	O 336	S 13	0	0

Continued on next page...

Continued from previous page...

Mol	Chain	Residues	Atoms					AltConf	Trace
1	ek	231	Total 1800	C 1134	N 317	O 336	S 13	0	0
1	el	231	Total 1800	C 1134	N 317	O 336	S 13	0	0
1	lq	231	Total 1800	C 1134	N 317	O 336	S 13	0	0
1	em	231	Total 1800	C 1134	N 317	O 336	S 13	0	0
1	en	231	Total 1800	C 1134	N 317	O 336	S 13	0	0
1	eo	231	Total 1800	C 1134	N 317	O 336	S 13	0	0
1	ep	231	Total 1800	C 1134	N 317	O 336	S 13	0	0
1	eq	231	Total 1800	C 1134	N 317	O 336	S 13	0	0
1	er	231	Total 1800	C 1134	N 317	O 336	S 13	0	0
1	es	231	Total 1800	C 1134	N 317	O 336	S 13	0	0
1	et	231	Total 1800	C 1134	N 317	O 336	S 13	0	0
1	eu	231	Total 1800	C 1134	N 317	O 336	S 13	0	0
1	ev	231	Total 1800	C 1134	N 317	O 336	S 13	0	0
1	lr	231	Total 1800	C 1134	N 317	O 336	S 13	0	0
1	ew	231	Total 1800	C 1134	N 317	O 336	S 13	0	0
1	ex	231	Total 1800	C 1134	N 317	O 336	S 13	0	0
1	ey	231	Total 1800	C 1134	N 317	O 336	S 13	0	0
1	ez	231	Total 1800	C 1134	N 317	O 336	S 13	0	0
1	eA	231	Total 1800	C 1134	N 317	O 336	S 13	0	0
1	eB	231	Total 1800	C 1134	N 317	O 336	S 13	0	0
1	eC	231	Total 1800	C 1134	N 317	O 336	S 13	0	0

Continued on next page...

Continued from previous page...

Mol	Chain	Residues	Atoms					AltConf	Trace
1	eD	231	Total	C	N	O	S	0	0
			1800	1134	317	336	13		
1	eE	231	Total	C	N	O	S	0	0
			1800	1134	317	336	13		
1	eF	231	Total	C	N	O	S	0	0
			1800	1134	317	336	13		
1	1s	231	Total	C	N	O	S	0	0
			1800	1134	317	336	13		
1	eG	231	Total	C	N	O	S	0	0
			1800	1134	317	336	13		
1	eH	231	Total	C	N	O	S	0	0
			1800	1134	317	336	13		
1	eI	231	Total	C	N	O	S	0	0
			1800	1134	317	336	13		
1	eJ	231	Total	C	N	O	S	0	0
			1800	1134	317	336	13		
1	eK	231	Total	C	N	O	S	0	0
			1800	1134	317	336	13		
1	eL	231	Total	C	N	O	S	0	0
			1800	1134	317	336	13		
1	eM	231	Total	C	N	O	S	0	0
			1800	1134	317	336	13		
1	eN	231	Total	C	N	O	S	0	0
			1800	1134	317	336	13		
1	eO	231	Total	C	N	O	S	0	0
			1800	1134	317	336	13		
1	eP	231	Total	C	N	O	S	0	0
			1800	1134	317	336	13		
1	1t	231	Total	C	N	O	S	0	0
			1800	1134	317	336	13		
1	eQ	231	Total	C	N	O	S	0	0
			1800	1134	317	336	13		
1	eR	231	Total	C	N	O	S	0	0
			1800	1134	317	336	13		
1	eS	231	Total	C	N	O	S	0	0
			1800	1134	317	336	13		
1	eT	231	Total	C	N	O	S	0	0
			1800	1134	317	336	13		
1	eU	231	Total	C	N	O	S	0	0
			1800	1134	317	336	13		
1	eV	231	Total	C	N	O	S	0	0
			1800	1134	317	336	13		

Continued on next page...

Continued from previous page...

Mol	Chain	Residues	Atoms					AltConf	Trace
1	eW	231	Total 1800	C 1134	N 317	O 336	S 13	0	0
1	eX	231	Total 1800	C 1134	N 317	O 336	S 13	0	0
1	eY	231	Total 1800	C 1134	N 317	O 336	S 13	0	0
1	eZ	231	Total 1800	C 1134	N 317	O 336	S 13	0	0
1	1u	231	Total 1800	C 1134	N 317	O 336	S 13	0	0
1	f0	231	Total 1800	C 1134	N 317	O 336	S 13	0	0
1	f1	231	Total 1800	C 1134	N 317	O 336	S 13	0	0
1	f2	231	Total 1800	C 1134	N 317	O 336	S 13	0	0
1	f3	231	Total 1800	C 1134	N 317	O 336	S 13	0	0
1	f4	231	Total 1800	C 1134	N 317	O 336	S 13	0	0
1	f5	231	Total 1800	C 1134	N 317	O 336	S 13	0	0
1	f6	231	Total 1800	C 1134	N 317	O 336	S 13	0	0
1	f7	231	Total 1800	C 1134	N 317	O 336	S 13	0	0
1	f8	231	Total 1800	C 1134	N 317	O 336	S 13	0	0
1	f9	231	Total 1800	C 1134	N 317	O 336	S 13	0	0
1	1v	231	Total 1800	C 1134	N 317	O 336	S 13	0	0
1	fa	231	Total 1800	C 1134	N 317	O 336	S 13	0	0
1	fb	231	Total 1800	C 1134	N 317	O 336	S 13	0	0
1	fc	231	Total 1800	C 1134	N 317	O 336	S 13	0	0
1	fd	231	Total 1800	C 1134	N 317	O 336	S 13	0	0
1	fe	231	Total 1800	C 1134	N 317	O 336	S 13	0	0

Continued on next page...

Continued from previous page...

Mol	Chain	Residues	Atoms					AltConf	Trace
1	ff	231	Total 1800	C 1134	N 317	O 336	S 13	0	0
1	fg	231	Total 1800	C 1134	N 317	O 336	S 13	0	0
1	fh	231	Total 1800	C 1134	N 317	O 336	S 13	0	0
1	fi	231	Total 1800	C 1134	N 317	O 336	S 13	0	0
1	fj	231	Total 1800	C 1134	N 317	O 336	S 13	0	0
1	lw	231	Total 1800	C 1134	N 317	O 336	S 13	0	0
1	fk	231	Total 1800	C 1134	N 317	O 336	S 13	0	0
1	fl	231	Total 1800	C 1134	N 317	O 336	S 13	0	0
1	fm	231	Total 1800	C 1134	N 317	O 336	S 13	0	0
1	fn	231	Total 1800	C 1134	N 317	O 336	S 13	0	0
1	fo	231	Total 1800	C 1134	N 317	O 336	S 13	0	0
1	fp	231	Total 1800	C 1134	N 317	O 336	S 13	0	0
1	fq	231	Total 1800	C 1134	N 317	O 336	S 13	0	0
1	fr	231	Total 1800	C 1134	N 317	O 336	S 13	0	0
1	fs	231	Total 1800	C 1134	N 317	O 336	S 13	0	0
1	ft	231	Total 1800	C 1134	N 317	O 336	S 13	0	0
1	lx	231	Total 1800	C 1134	N 317	O 336	S 13	0	0
1	fu	231	Total 1800	C 1134	N 317	O 336	S 13	0	0
1	fv	231	Total 1800	C 1134	N 317	O 336	S 13	0	0
1	fw	231	Total 1800	C 1134	N 317	O 336	S 13	0	0
1	fx	231	Total 1800	C 1134	N 317	O 336	S 13	0	0

Continued on next page...

Continued from previous page...

Mol	Chain	Residues	Atoms					AltConf	Trace
1	fy	231	Total 1800	C 1134	N 317	O 336	S 13	0	0
1	fz	231	Total 1800	C 1134	N 317	O 336	S 13	0	0
1	fA	231	Total 1800	C 1134	N 317	O 336	S 13	0	0
1	fB	231	Total 1800	C 1134	N 317	O 336	S 13	0	0
1	fC	231	Total 1800	C 1134	N 317	O 336	S 13	0	0
1	fD	231	Total 1800	C 1134	N 317	O 336	S 13	0	0
1	ly	231	Total 1800	C 1134	N 317	O 336	S 13	0	0
1	fE	231	Total 1800	C 1134	N 317	O 336	S 13	0	0
1	fF	231	Total 1800	C 1134	N 317	O 336	S 13	0	0
1	fG	231	Total 1800	C 1134	N 317	O 336	S 13	0	0
1	fH	231	Total 1800	C 1134	N 317	O 336	S 13	0	0
1	fI	231	Total 1800	C 1134	N 317	O 336	S 13	0	0
1	fJ	231	Total 1800	C 1134	N 317	O 336	S 13	0	0
1	fK	231	Total 1800	C 1134	N 317	O 336	S 13	0	0
1	fL	231	Total 1800	C 1134	N 317	O 336	S 13	0	0
1	fM	231	Total 1800	C 1134	N 317	O 336	S 13	0	0
1	fN	231	Total 1800	C 1134	N 317	O 336	S 13	0	0
1	lz	231	Total 1800	C 1134	N 317	O 336	S 13	0	0
1	fO	231	Total 1800	C 1134	N 317	O 336	S 13	0	0
1	fP	231	Total 1800	C 1134	N 317	O 336	S 13	0	0
1	fQ	231	Total 1800	C 1134	N 317	O 336	S 13	0	0

Continued on next page...

Continued from previous page...

Mol	Chain	Residues	Atoms					AltConf	Trace
1	fR	231	Total 1800	C 1134	N 317	O 336	S 13	0	0
1	fS	231	Total 1800	C 1134	N 317	O 336	S 13	0	0
1	fT	231	Total 1800	C 1134	N 317	O 336	S 13	0	0
1	fU	231	Total 1800	C 1134	N 317	O 336	S 13	0	0
1	fV	231	Total 1800	C 1134	N 317	O 336	S 13	0	0
1	fW	231	Total 1800	C 1134	N 317	O 336	S 13	0	0
1	fX	231	Total 1800	C 1134	N 317	O 336	S 13	0	0
1	1A	231	Total 1800	C 1134	N 317	O 336	S 13	0	0
1	fY	231	Total 1800	C 1134	N 317	O 336	S 13	0	0
1	fZ	231	Total 1800	C 1134	N 317	O 336	S 13	0	0
1	g0	231	Total 1800	C 1134	N 317	O 336	S 13	0	0
1	g1	231	Total 1800	C 1134	N 317	O 336	S 13	0	0
1	g2	231	Total 1800	C 1134	N 317	O 336	S 13	0	0
1	g3	231	Total 1800	C 1134	N 317	O 336	S 13	0	0
1	g4	231	Total 1800	C 1134	N 317	O 336	S 13	0	0
1	g5	231	Total 1800	C 1134	N 317	O 336	S 13	0	0
1	g6	231	Total 1800	C 1134	N 317	O 336	S 13	0	0
1	g7	231	Total 1800	C 1134	N 317	O 336	S 13	0	0
1	1B	231	Total 1800	C 1134	N 317	O 336	S 13	0	0
1	0	231	Total 1800	C 1134	N 317	O 336	S 13	0	0
1	a	231	Total 1800	C 1134	N 317	O 336	S 13	0	0

Continued on next page...

Continued from previous page...

Mol	Chain	Residues	Atoms					AltConf	Trace
1	b	231	Total 1800	C 1134	N 317	O 336	S 13	0	0
1	c	231	Total 1800	C 1134	N 317	O 336	S 13	0	0
1	d	231	Total 1800	C 1134	N 317	O 336	S 13	0	0
1	e	231	Total 1800	C 1134	N 317	O 336	S 13	0	0
1	f	231	Total 1800	C 1134	N 317	O 336	S 13	0	0
1	g	231	Total 1800	C 1134	N 317	O 336	S 13	0	0
1	h	231	Total 1800	C 1134	N 317	O 336	S 13	0	0
1	i	231	Total 1800	C 1134	N 317	O 336	S 13	0	0
1	j	231	Total 1800	C 1134	N 317	O 336	S 13	0	0
1	l	231	Total 1800	C 1134	N 317	O 336	S 13	0	0
1	k	231	Total 1800	C 1134	N 317	O 336	S 13	0	0
1	l	231	Total 1800	C 1134	N 317	O 336	S 13	0	0
1	m	231	Total 1800	C 1134	N 317	O 336	S 13	0	0
1	n	231	Total 1800	C 1134	N 317	O 336	S 13	0	0
1	o	231	Total 1800	C 1134	N 317	O 336	S 13	0	0
1	p	231	Total 1800	C 1134	N 317	O 336	S 13	0	0
1	q	231	Total 1800	C 1134	N 317	O 336	S 13	0	0
1	r	231	Total 1800	C 1134	N 317	O 336	S 13	0	0
1	s	231	Total 1800	C 1134	N 317	O 336	S 13	0	0
1	t	231	Total 1800	C 1134	N 317	O 336	S 13	0	0
1	2	231	Total 1800	C 1134	N 317	O 336	S 13	0	0

Continued on next page...

Continued from previous page...

Mol	Chain	Residues	Atoms					AltConf	Trace
1	u	231	Total	C	N	O	S	0	0
			1800	1134	317	336	13		
1	v	231	Total	C	N	O	S	0	0
			1800	1134	317	336	13		
1	w	231	Total	C	N	O	S	0	0
			1800	1134	317	336	13		
1	x	231	Total	C	N	O	S	0	0
			1800	1134	317	336	13		
1	y	231	Total	C	N	O	S	0	0
			1800	1134	317	336	13		
1	z	231	Total	C	N	O	S	0	0
			1800	1134	317	336	13		
1	A	231	Total	C	N	O	S	0	0
			1800	1134	317	336	13		
1	B	231	Total	C	N	O	S	0	0
			1800	1134	317	336	13		
1	C	231	Total	C	N	O	S	0	0
			1800	1134	317	336	13		
1	D	231	Total	C	N	O	S	0	0
			1800	1134	317	336	13		
1	3	231	Total	C	N	O	S	0	0
			1800	1134	317	336	13		
1	E	231	Total	C	N	O	S	0	0
			1800	1134	317	336	13		
1	F	231	Total	C	N	O	S	0	0
			1800	1134	317	336	13		
1	G	231	Total	C	N	O	S	0	0
			1800	1134	317	336	13		
1	H	231	Total	C	N	O	S	0	0
			1800	1134	317	336	13		
1	I	231	Total	C	N	O	S	0	0
			1800	1134	317	336	13		
1	J	231	Total	C	N	O	S	0	0
			1800	1134	317	336	13		
1	K	231	Total	C	N	O	S	0	0
			1800	1134	317	336	13		
1	L	231	Total	C	N	O	S	0	0
			1800	1134	317	336	13		
1	M	231	Total	C	N	O	S	0	0
			1800	1134	317	336	13		
1	N	231	Total	C	N	O	S	0	0
			1800	1134	317	336	13		

Continued on next page...

Continued from previous page...

Mol	Chain	Residues	Atoms					AltConf	Trace
1	4	231	Total	C	N	O	S	0	0
			1800	1134	317	336	13		
1	O	231	Total	C	N	O	S	0	0
			1800	1134	317	336	13		
1	P	231	Total	C	N	O	S	0	0
			1800	1134	317	336	13		
1	Q	231	Total	C	N	O	S	0	0
			1800	1134	317	336	13		
1	R	231	Total	C	N	O	S	0	0
			1800	1134	317	336	13		
1	S	231	Total	C	N	O	S	0	0
			1800	1134	317	336	13		
1	T	231	Total	C	N	O	S	0	0
			1800	1134	317	336	13		
1	U	231	Total	C	N	O	S	0	0
			1800	1134	317	336	13		
1	V	231	Total	C	N	O	S	0	0
			1800	1134	317	336	13		
1	W	231	Total	C	N	O	S	0	0
			1800	1134	317	336	13		
1	X	231	Total	C	N	O	S	0	0
			1800	1134	317	336	13		
1	5	231	Total	C	N	O	S	0	0
			1800	1134	317	336	13		
1	6	231	Total	C	N	O	S	0	0
			1800	1134	317	336	13		
1	7	231	Total	C	N	O	S	0	0
			1800	1134	317	336	13		
1	8	231	Total	C	N	O	S	0	0
			1800	1134	317	336	13		
1	9	231	Total	C	N	O	S	0	0
			1800	1134	317	336	13		

There are 1356 discrepancies between the modelled and reference sequences:

Chain	Residue	Modelled	Actual	Comment	Reference
g8	92	GLU	ALA	ENGINEERED MUTATION	UNP Q79791
g9	92	GLU	ALA	ENGINEERED MUTATION	UNP Q79791
ga	92	GLU	ALA	ENGINEERED MUTATION	UNP Q79791
gb	92	GLU	ALA	ENGINEERED MUTATION	UNP Q79791
gc	92	GLU	ALA	ENGINEERED MUTATION	UNP Q79791
gd	92	GLU	ALA	ENGINEERED MUTATION	UNP Q79791
ge	92	GLU	ALA	ENGINEERED MUTATION	UNP Q79791

Continued on next page...

Continued from previous page...

Chain	Residue	Modelled	Actual	Comment	Reference
gf	92	GLU	ALA	ENGINEERED MUTATION	UNP Q79791
gg	92	GLU	ALA	ENGINEERED MUTATION	UNP Q79791
gh	92	GLU	ALA	ENGINEERED MUTATION	UNP Q79791
1C	92	GLU	ALA	ENGINEERED MUTATION	UNP Q79791
gi	92	GLU	ALA	ENGINEERED MUTATION	UNP Q79791
gj	92	GLU	ALA	ENGINEERED MUTATION	UNP Q79791
gk	92	GLU	ALA	ENGINEERED MUTATION	UNP Q79791
gl	92	GLU	ALA	ENGINEERED MUTATION	UNP Q79791
gm	92	GLU	ALA	ENGINEERED MUTATION	UNP Q79791
gn	92	GLU	ALA	ENGINEERED MUTATION	UNP Q79791
go	92	GLU	ALA	ENGINEERED MUTATION	UNP Q79791
gp	92	GLU	ALA	ENGINEERED MUTATION	UNP Q79791
gq	92	GLU	ALA	ENGINEERED MUTATION	UNP Q79791
gr	92	GLU	ALA	ENGINEERED MUTATION	UNP Q79791
1D	92	GLU	ALA	ENGINEERED MUTATION	UNP Q79791
gs	92	GLU	ALA	ENGINEERED MUTATION	UNP Q79791
gt	92	GLU	ALA	ENGINEERED MUTATION	UNP Q79791
gu	92	GLU	ALA	ENGINEERED MUTATION	UNP Q79791
gv	92	GLU	ALA	ENGINEERED MUTATION	UNP Q79791
gw	92	GLU	ALA	ENGINEERED MUTATION	UNP Q79791
gx	92	GLU	ALA	ENGINEERED MUTATION	UNP Q79791
gy	92	GLU	ALA	ENGINEERED MUTATION	UNP Q79791
gz	92	GLU	ALA	ENGINEERED MUTATION	UNP Q79791
gA	92	GLU	ALA	ENGINEERED MUTATION	UNP Q79791
gB	92	GLU	ALA	ENGINEERED MUTATION	UNP Q79791
1E	92	GLU	ALA	ENGINEERED MUTATION	UNP Q79791
gC	92	GLU	ALA	ENGINEERED MUTATION	UNP Q79791
gD	92	GLU	ALA	ENGINEERED MUTATION	UNP Q79791
gE	92	GLU	ALA	ENGINEERED MUTATION	UNP Q79791
gF	92	GLU	ALA	ENGINEERED MUTATION	UNP Q79791
gG	92	GLU	ALA	ENGINEERED MUTATION	UNP Q79791
gH	92	GLU	ALA	ENGINEERED MUTATION	UNP Q79791
gI	92	GLU	ALA	ENGINEERED MUTATION	UNP Q79791
gJ	92	GLU	ALA	ENGINEERED MUTATION	UNP Q79791
gK	92	GLU	ALA	ENGINEERED MUTATION	UNP Q79791
gL	92	GLU	ALA	ENGINEERED MUTATION	UNP Q79791
1F	92	GLU	ALA	ENGINEERED MUTATION	UNP Q79791
gM	92	GLU	ALA	ENGINEERED MUTATION	UNP Q79791
gN	92	GLU	ALA	ENGINEERED MUTATION	UNP Q79791
gO	92	GLU	ALA	ENGINEERED MUTATION	UNP Q79791
gP	92	GLU	ALA	ENGINEERED MUTATION	UNP Q79791
gQ	92	GLU	ALA	ENGINEERED MUTATION	UNP Q79791

Continued on next page...

Continued from previous page...

Chain	Residue	Modelled	Actual	Comment	Reference
gR	92	GLU	ALA	ENGINEERED MUTATION	UNP Q79791
gS	92	GLU	ALA	ENGINEERED MUTATION	UNP Q79791
gT	92	GLU	ALA	ENGINEERED MUTATION	UNP Q79791
gU	92	GLU	ALA	ENGINEERED MUTATION	UNP Q79791
gV	92	GLU	ALA	ENGINEERED MUTATION	UNP Q79791
1G	92	GLU	ALA	ENGINEERED MUTATION	UNP Q79791
gW	92	GLU	ALA	ENGINEERED MUTATION	UNP Q79791
gX	92	GLU	ALA	ENGINEERED MUTATION	UNP Q79791
gY	92	GLU	ALA	ENGINEERED MUTATION	UNP Q79791
gZ	92	GLU	ALA	ENGINEERED MUTATION	UNP Q79791
h0	92	GLU	ALA	ENGINEERED MUTATION	UNP Q79791
h1	92	GLU	ALA	ENGINEERED MUTATION	UNP Q79791
h2	92	GLU	ALA	ENGINEERED MUTATION	UNP Q79791
h3	92	GLU	ALA	ENGINEERED MUTATION	UNP Q79791
h4	92	GLU	ALA	ENGINEERED MUTATION	UNP Q79791
h5	92	GLU	ALA	ENGINEERED MUTATION	UNP Q79791
1H	92	GLU	ALA	ENGINEERED MUTATION	UNP Q79791
h6	92	GLU	ALA	ENGINEERED MUTATION	UNP Q79791
h7	92	GLU	ALA	ENGINEERED MUTATION	UNP Q79791
h8	92	GLU	ALA	ENGINEERED MUTATION	UNP Q79791
h9	92	GLU	ALA	ENGINEERED MUTATION	UNP Q79791
ha	92	GLU	ALA	ENGINEERED MUTATION	UNP Q79791
hb	92	GLU	ALA	ENGINEERED MUTATION	UNP Q79791
hc	92	GLU	ALA	ENGINEERED MUTATION	UNP Q79791
hd	92	GLU	ALA	ENGINEERED MUTATION	UNP Q79791
he	92	GLU	ALA	ENGINEERED MUTATION	UNP Q79791
hf	92	GLU	ALA	ENGINEERED MUTATION	UNP Q79791
1I	92	GLU	ALA	ENGINEERED MUTATION	UNP Q79791
hg	92	GLU	ALA	ENGINEERED MUTATION	UNP Q79791
hh	92	GLU	ALA	ENGINEERED MUTATION	UNP Q79791
hi	92	GLU	ALA	ENGINEERED MUTATION	UNP Q79791
hj	92	GLU	ALA	ENGINEERED MUTATION	UNP Q79791
hk	92	GLU	ALA	ENGINEERED MUTATION	UNP Q79791
hl	92	GLU	ALA	ENGINEERED MUTATION	UNP Q79791
hm	92	GLU	ALA	ENGINEERED MUTATION	UNP Q79791
hn	92	GLU	ALA	ENGINEERED MUTATION	UNP Q79791
ho	92	GLU	ALA	ENGINEERED MUTATION	UNP Q79791
hp	92	GLU	ALA	ENGINEERED MUTATION	UNP Q79791
1J	92	GLU	ALA	ENGINEERED MUTATION	UNP Q79791
hq	92	GLU	ALA	ENGINEERED MUTATION	UNP Q79791
hr	92	GLU	ALA	ENGINEERED MUTATION	UNP Q79791
hs	92	GLU	ALA	ENGINEERED MUTATION	UNP Q79791

Continued on next page...

Continued from previous page...

Chain	Residue	Modelled	Actual	Comment	Reference
ht	92	GLU	ALA	ENGINEERED MUTATION	UNP Q79791
hu	92	GLU	ALA	ENGINEERED MUTATION	UNP Q79791
hv	92	GLU	ALA	ENGINEERED MUTATION	UNP Q79791
hw	92	GLU	ALA	ENGINEERED MUTATION	UNP Q79791
hx	92	GLU	ALA	ENGINEERED MUTATION	UNP Q79791
hy	92	GLU	ALA	ENGINEERED MUTATION	UNP Q79791
hz	92	GLU	ALA	ENGINEERED MUTATION	UNP Q79791
1K	92	GLU	ALA	ENGINEERED MUTATION	UNP Q79791
hA	92	GLU	ALA	ENGINEERED MUTATION	UNP Q79791
hB	92	GLU	ALA	ENGINEERED MUTATION	UNP Q79791
hC	92	GLU	ALA	ENGINEERED MUTATION	UNP Q79791
hD	92	GLU	ALA	ENGINEERED MUTATION	UNP Q79791
hE	92	GLU	ALA	ENGINEERED MUTATION	UNP Q79791
hF	92	GLU	ALA	ENGINEERED MUTATION	UNP Q79791
hG	92	GLU	ALA	ENGINEERED MUTATION	UNP Q79791
hH	92	GLU	ALA	ENGINEERED MUTATION	UNP Q79791
hI	92	GLU	ALA	ENGINEERED MUTATION	UNP Q79791
hJ	92	GLU	ALA	ENGINEERED MUTATION	UNP Q79791
1L	92	GLU	ALA	ENGINEERED MUTATION	UNP Q79791
hK	92	GLU	ALA	ENGINEERED MUTATION	UNP Q79791
hL	92	GLU	ALA	ENGINEERED MUTATION	UNP Q79791
hM	92	GLU	ALA	ENGINEERED MUTATION	UNP Q79791
hN	92	GLU	ALA	ENGINEERED MUTATION	UNP Q79791
hO	92	GLU	ALA	ENGINEERED MUTATION	UNP Q79791
hP	92	GLU	ALA	ENGINEERED MUTATION	UNP Q79791
hQ	92	GLU	ALA	ENGINEERED MUTATION	UNP Q79791
hR	92	GLU	ALA	ENGINEERED MUTATION	UNP Q79791
hS	92	GLU	ALA	ENGINEERED MUTATION	UNP Q79791
hT	92	GLU	ALA	ENGINEERED MUTATION	UNP Q79791
1M	92	GLU	ALA	ENGINEERED MUTATION	UNP Q79791
hU	92	GLU	ALA	ENGINEERED MUTATION	UNP Q79791
hV	92	GLU	ALA	ENGINEERED MUTATION	UNP Q79791
hW	92	GLU	ALA	ENGINEERED MUTATION	UNP Q79791
hX	92	GLU	ALA	ENGINEERED MUTATION	UNP Q79791
hY	92	GLU	ALA	ENGINEERED MUTATION	UNP Q79791
hZ	92	GLU	ALA	ENGINEERED MUTATION	UNP Q79791
i0	92	GLU	ALA	ENGINEERED MUTATION	UNP Q79791
i1	92	GLU	ALA	ENGINEERED MUTATION	UNP Q79791
i2	92	GLU	ALA	ENGINEERED MUTATION	UNP Q79791
i3	92	GLU	ALA	ENGINEERED MUTATION	UNP Q79791
1N	92	GLU	ALA	ENGINEERED MUTATION	UNP Q79791
i4	92	GLU	ALA	ENGINEERED MUTATION	UNP Q79791

Continued on next page...

Continued from previous page...

Chain	Residue	Modelled	Actual	Comment	Reference
i5	92	GLU	ALA	ENGINEERED MUTATION	UNP Q79791
i6	92	GLU	ALA	ENGINEERED MUTATION	UNP Q79791
i7	92	GLU	ALA	ENGINEERED MUTATION	UNP Q79791
i8	92	GLU	ALA	ENGINEERED MUTATION	UNP Q79791
i9	92	GLU	ALA	ENGINEERED MUTATION	UNP Q79791
ia	92	GLU	ALA	ENGINEERED MUTATION	UNP Q79791
ib	92	GLU	ALA	ENGINEERED MUTATION	UNP Q79791
ic	92	GLU	ALA	ENGINEERED MUTATION	UNP Q79791
id	92	GLU	ALA	ENGINEERED MUTATION	UNP Q79791
lO	92	GLU	ALA	ENGINEERED MUTATION	UNP Q79791
ie	92	GLU	ALA	ENGINEERED MUTATION	UNP Q79791
if	92	GLU	ALA	ENGINEERED MUTATION	UNP Q79791
ig	92	GLU	ALA	ENGINEERED MUTATION	UNP Q79791
ih	92	GLU	ALA	ENGINEERED MUTATION	UNP Q79791
ii	92	GLU	ALA	ENGINEERED MUTATION	UNP Q79791
ij	92	GLU	ALA	ENGINEERED MUTATION	UNP Q79791
ik	92	GLU	ALA	ENGINEERED MUTATION	UNP Q79791
il	92	GLU	ALA	ENGINEERED MUTATION	UNP Q79791
im	92	GLU	ALA	ENGINEERED MUTATION	UNP Q79791
in	92	GLU	ALA	ENGINEERED MUTATION	UNP Q79791
lP	92	GLU	ALA	ENGINEERED MUTATION	UNP Q79791
io	92	GLU	ALA	ENGINEERED MUTATION	UNP Q79791
ip	92	GLU	ALA	ENGINEERED MUTATION	UNP Q79791
iq	92	GLU	ALA	ENGINEERED MUTATION	UNP Q79791
ir	92	GLU	ALA	ENGINEERED MUTATION	UNP Q79791
is	92	GLU	ALA	ENGINEERED MUTATION	UNP Q79791
it	92	GLU	ALA	ENGINEERED MUTATION	UNP Q79791
iu	92	GLU	ALA	ENGINEERED MUTATION	UNP Q79791
iv	92	GLU	ALA	ENGINEERED MUTATION	UNP Q79791
iw	92	GLU	ALA	ENGINEERED MUTATION	UNP Q79791
ix	92	GLU	ALA	ENGINEERED MUTATION	UNP Q79791
lQ	92	GLU	ALA	ENGINEERED MUTATION	UNP Q79791
iy	92	GLU	ALA	ENGINEERED MUTATION	UNP Q79791
iz	92	GLU	ALA	ENGINEERED MUTATION	UNP Q79791
iA	92	GLU	ALA	ENGINEERED MUTATION	UNP Q79791
iB	92	GLU	ALA	ENGINEERED MUTATION	UNP Q79791
iC	92	GLU	ALA	ENGINEERED MUTATION	UNP Q79791
iD	92	GLU	ALA	ENGINEERED MUTATION	UNP Q79791
iE	92	GLU	ALA	ENGINEERED MUTATION	UNP Q79791
iF	92	GLU	ALA	ENGINEERED MUTATION	UNP Q79791
iG	92	GLU	ALA	ENGINEERED MUTATION	UNP Q79791
iH	92	GLU	ALA	ENGINEERED MUTATION	UNP Q79791

Continued on next page...

Continued from previous page...

Chain	Residue	Modelled	Actual	Comment	Reference
1R	92	GLU	ALA	ENGINEERED MUTATION	UNP Q79791
iI	92	GLU	ALA	ENGINEERED MUTATION	UNP Q79791
iJ	92	GLU	ALA	ENGINEERED MUTATION	UNP Q79791
iK	92	GLU	ALA	ENGINEERED MUTATION	UNP Q79791
iL	92	GLU	ALA	ENGINEERED MUTATION	UNP Q79791
iM	92	GLU	ALA	ENGINEERED MUTATION	UNP Q79791
iN	92	GLU	ALA	ENGINEERED MUTATION	UNP Q79791
iO	92	GLU	ALA	ENGINEERED MUTATION	UNP Q79791
iP	92	GLU	ALA	ENGINEERED MUTATION	UNP Q79791
iQ	92	GLU	ALA	ENGINEERED MUTATION	UNP Q79791
iR	92	GLU	ALA	ENGINEERED MUTATION	UNP Q79791
1S	92	GLU	ALA	ENGINEERED MUTATION	UNP Q79791
iS	92	GLU	ALA	ENGINEERED MUTATION	UNP Q79791
iT	92	GLU	ALA	ENGINEERED MUTATION	UNP Q79791
iU	92	GLU	ALA	ENGINEERED MUTATION	UNP Q79791
iV	92	GLU	ALA	ENGINEERED MUTATION	UNP Q79791
iW	92	GLU	ALA	ENGINEERED MUTATION	UNP Q79791
iX	92	GLU	ALA	ENGINEERED MUTATION	UNP Q79791
iY	92	GLU	ALA	ENGINEERED MUTATION	UNP Q79791
iZ	92	GLU	ALA	ENGINEERED MUTATION	UNP Q79791
j0	92	GLU	ALA	ENGINEERED MUTATION	UNP Q79791
j1	92	GLU	ALA	ENGINEERED MUTATION	UNP Q79791
1T	92	GLU	ALA	ENGINEERED MUTATION	UNP Q79791
j2	92	GLU	ALA	ENGINEERED MUTATION	UNP Q79791
j3	92	GLU	ALA	ENGINEERED MUTATION	UNP Q79791
j4	92	GLU	ALA	ENGINEERED MUTATION	UNP Q79791
j5	92	GLU	ALA	ENGINEERED MUTATION	UNP Q79791
j6	92	GLU	ALA	ENGINEERED MUTATION	UNP Q79791
j7	92	GLU	ALA	ENGINEERED MUTATION	UNP Q79791
j8	92	GLU	ALA	ENGINEERED MUTATION	UNP Q79791
j9	92	GLU	ALA	ENGINEERED MUTATION	UNP Q79791
ja	92	GLU	ALA	ENGINEERED MUTATION	UNP Q79791
jb	92	GLU	ALA	ENGINEERED MUTATION	UNP Q79791
1U	92	GLU	ALA	ENGINEERED MUTATION	UNP Q79791
jc	92	GLU	ALA	ENGINEERED MUTATION	UNP Q79791
jd	92	GLU	ALA	ENGINEERED MUTATION	UNP Q79791
je	92	GLU	ALA	ENGINEERED MUTATION	UNP Q79791
jf	92	GLU	ALA	ENGINEERED MUTATION	UNP Q79791
jg	92	GLU	ALA	ENGINEERED MUTATION	UNP Q79791
jh	92	GLU	ALA	ENGINEERED MUTATION	UNP Q79791
ji	92	GLU	ALA	ENGINEERED MUTATION	UNP Q79791
jj	92	GLU	ALA	ENGINEERED MUTATION	UNP Q79791

Continued on next page...

Continued from previous page...

Chain	Residue	Modelled	Actual	Comment	Reference
jk	92	GLU	ALA	ENGINEERED MUTATION	UNP Q79791
jl	92	GLU	ALA	ENGINEERED MUTATION	UNP Q79791
lV	92	GLU	ALA	ENGINEERED MUTATION	UNP Q79791
jm	92	GLU	ALA	ENGINEERED MUTATION	UNP Q79791
jn	92	GLU	ALA	ENGINEERED MUTATION	UNP Q79791
jo	92	GLU	ALA	ENGINEERED MUTATION	UNP Q79791
jp	92	GLU	ALA	ENGINEERED MUTATION	UNP Q79791
jq	92	GLU	ALA	ENGINEERED MUTATION	UNP Q79791
jr	92	GLU	ALA	ENGINEERED MUTATION	UNP Q79791
js	92	GLU	ALA	ENGINEERED MUTATION	UNP Q79791
jt	92	GLU	ALA	ENGINEERED MUTATION	UNP Q79791
ju	92	GLU	ALA	ENGINEERED MUTATION	UNP Q79791
jv	92	GLU	ALA	ENGINEERED MUTATION	UNP Q79791
lW	92	GLU	ALA	ENGINEERED MUTATION	UNP Q79791
jw	92	GLU	ALA	ENGINEERED MUTATION	UNP Q79791
jx	92	GLU	ALA	ENGINEERED MUTATION	UNP Q79791
jy	92	GLU	ALA	ENGINEERED MUTATION	UNP Q79791
jz	92	GLU	ALA	ENGINEERED MUTATION	UNP Q79791
JA	92	GLU	ALA	ENGINEERED MUTATION	UNP Q79791
JB	92	GLU	ALA	ENGINEERED MUTATION	UNP Q79791
JC	92	GLU	ALA	ENGINEERED MUTATION	UNP Q79791
JD	92	GLU	ALA	ENGINEERED MUTATION	UNP Q79791
JE	92	GLU	ALA	ENGINEERED MUTATION	UNP Q79791
JF	92	GLU	ALA	ENGINEERED MUTATION	UNP Q79791
lX	92	GLU	ALA	ENGINEERED MUTATION	UNP Q79791
jG	92	GLU	ALA	ENGINEERED MUTATION	UNP Q79791
jH	92	GLU	ALA	ENGINEERED MUTATION	UNP Q79791
JI	92	GLU	ALA	ENGINEERED MUTATION	UNP Q79791
JJ	92	GLU	ALA	ENGINEERED MUTATION	UNP Q79791
JK	92	GLU	ALA	ENGINEERED MUTATION	UNP Q79791
jL	92	GLU	ALA	ENGINEERED MUTATION	UNP Q79791
jM	92	GLU	ALA	ENGINEERED MUTATION	UNP Q79791
jN	92	GLU	ALA	ENGINEERED MUTATION	UNP Q79791
JO	92	GLU	ALA	ENGINEERED MUTATION	UNP Q79791
JP	92	GLU	ALA	ENGINEERED MUTATION	UNP Q79791
lY	92	GLU	ALA	ENGINEERED MUTATION	UNP Q79791
jQ	92	GLU	ALA	ENGINEERED MUTATION	UNP Q79791
JR	92	GLU	ALA	ENGINEERED MUTATION	UNP Q79791
JS	92	GLU	ALA	ENGINEERED MUTATION	UNP Q79791
JT	92	GLU	ALA	ENGINEERED MUTATION	UNP Q79791
JU	92	GLU	ALA	ENGINEERED MUTATION	UNP Q79791
jV	92	GLU	ALA	ENGINEERED MUTATION	UNP Q79791

Continued on next page...

Continued from previous page...

Chain	Residue	Modelled	Actual	Comment	Reference
jW	92	GLU	ALA	ENGINEERED MUTATION	UNP Q79791
jX	92	GLU	ALA	ENGINEERED MUTATION	UNP Q79791
jY	92	GLU	ALA	ENGINEERED MUTATION	UNP Q79791
jZ	92	GLU	ALA	ENGINEERED MUTATION	UNP Q79791
lZ	92	GLU	ALA	ENGINEERED MUTATION	UNP Q79791
k0	92	GLU	ALA	ENGINEERED MUTATION	UNP Q79791
k1	92	GLU	ALA	ENGINEERED MUTATION	UNP Q79791
k2	92	GLU	ALA	ENGINEERED MUTATION	UNP Q79791
k3	92	GLU	ALA	ENGINEERED MUTATION	UNP Q79791
k4	92	GLU	ALA	ENGINEERED MUTATION	UNP Q79791
k5	92	GLU	ALA	ENGINEERED MUTATION	UNP Q79791
k6	92	GLU	ALA	ENGINEERED MUTATION	UNP Q79791
k7	92	GLU	ALA	ENGINEERED MUTATION	UNP Q79791
k8	92	GLU	ALA	ENGINEERED MUTATION	UNP Q79791
k9	92	GLU	ALA	ENGINEERED MUTATION	UNP Q79791
20	92	GLU	ALA	ENGINEERED MUTATION	UNP Q79791
ka	92	GLU	ALA	ENGINEERED MUTATION	UNP Q79791
kb	92	GLU	ALA	ENGINEERED MUTATION	UNP Q79791
kc	92	GLU	ALA	ENGINEERED MUTATION	UNP Q79791
kd	92	GLU	ALA	ENGINEERED MUTATION	UNP Q79791
ke	92	GLU	ALA	ENGINEERED MUTATION	UNP Q79791
kf	92	GLU	ALA	ENGINEERED MUTATION	UNP Q79791
kg	92	GLU	ALA	ENGINEERED MUTATION	UNP Q79791
kh	92	GLU	ALA	ENGINEERED MUTATION	UNP Q79791
ki	92	GLU	ALA	ENGINEERED MUTATION	UNP Q79791
kj	92	GLU	ALA	ENGINEERED MUTATION	UNP Q79791
21	92	GLU	ALA	ENGINEERED MUTATION	UNP Q79791
kk	92	GLU	ALA	ENGINEERED MUTATION	UNP Q79791
kl	92	GLU	ALA	ENGINEERED MUTATION	UNP Q79791
km	92	GLU	ALA	ENGINEERED MUTATION	UNP Q79791
kn	92	GLU	ALA	ENGINEERED MUTATION	UNP Q79791
ko	92	GLU	ALA	ENGINEERED MUTATION	UNP Q79791
kp	92	GLU	ALA	ENGINEERED MUTATION	UNP Q79791
kq	92	GLU	ALA	ENGINEERED MUTATION	UNP Q79791
kr	92	GLU	ALA	ENGINEERED MUTATION	UNP Q79791
ks	92	GLU	ALA	ENGINEERED MUTATION	UNP Q79791
kt	92	GLU	ALA	ENGINEERED MUTATION	UNP Q79791
22	92	GLU	ALA	ENGINEERED MUTATION	UNP Q79791
ku	92	GLU	ALA	ENGINEERED MUTATION	UNP Q79791
92	GLU	ALA	ENGINEERED MUTATION	UNP Q79791	
kw	92	GLU	ALA	ENGINEERED MUTATION	UNP Q79791
kx	92	GLU	ALA	ENGINEERED MUTATION	UNP Q79791

Continued on next page...

Continued from previous page...

Chain	Residue	Modelled	Actual	Comment	Reference
ky	92	GLU	ALA	ENGINEERED MUTATION	UNP Q79791
kz	92	GLU	ALA	ENGINEERED MUTATION	UNP Q79791
kA	92	GLU	ALA	ENGINEERED MUTATION	UNP Q79791
kB	92	GLU	ALA	ENGINEERED MUTATION	UNP Q79791
kC	92	GLU	ALA	ENGINEERED MUTATION	UNP Q79791
kD	92	GLU	ALA	ENGINEERED MUTATION	UNP Q79791
23	92	GLU	ALA	ENGINEERED MUTATION	UNP Q79791
kE	92	GLU	ALA	ENGINEERED MUTATION	UNP Q79791
kF	92	GLU	ALA	ENGINEERED MUTATION	UNP Q79791
kG	92	GLU	ALA	ENGINEERED MUTATION	UNP Q79791
kH	92	GLU	ALA	ENGINEERED MUTATION	UNP Q79791
kI	92	GLU	ALA	ENGINEERED MUTATION	UNP Q79791
kJ	92	GLU	ALA	ENGINEERED MUTATION	UNP Q79791
kK	92	GLU	ALA	ENGINEERED MUTATION	UNP Q79791
kL	92	GLU	ALA	ENGINEERED MUTATION	UNP Q79791
kM	92	GLU	ALA	ENGINEERED MUTATION	UNP Q79791
kN	92	GLU	ALA	ENGINEERED MUTATION	UNP Q79791
24	92	GLU	ALA	ENGINEERED MUTATION	UNP Q79791
kO	92	GLU	ALA	ENGINEERED MUTATION	UNP Q79791
kP	92	GLU	ALA	ENGINEERED MUTATION	UNP Q79791
kQ	92	GLU	ALA	ENGINEERED MUTATION	UNP Q79791
kR	92	GLU	ALA	ENGINEERED MUTATION	UNP Q79791
kS	92	GLU	ALA	ENGINEERED MUTATION	UNP Q79791
kT	92	GLU	ALA	ENGINEERED MUTATION	UNP Q79791
kU	92	GLU	ALA	ENGINEERED MUTATION	UNP Q79791
kV	92	GLU	ALA	ENGINEERED MUTATION	UNP Q79791
kW	92	GLU	ALA	ENGINEERED MUTATION	UNP Q79791
kX	92	GLU	ALA	ENGINEERED MUTATION	UNP Q79791
25	92	GLU	ALA	ENGINEERED MUTATION	UNP Q79791
kY	92	GLU	ALA	ENGINEERED MUTATION	UNP Q79791
kZ	92	GLU	ALA	ENGINEERED MUTATION	UNP Q79791
10	92	GLU	ALA	ENGINEERED MUTATION	UNP Q79791
11	92	GLU	ALA	ENGINEERED MUTATION	UNP Q79791
12	92	GLU	ALA	ENGINEERED MUTATION	UNP Q79791
13	92	GLU	ALA	ENGINEERED MUTATION	UNP Q79791
14	92	GLU	ALA	ENGINEERED MUTATION	UNP Q79791
15	92	GLU	ALA	ENGINEERED MUTATION	UNP Q79791
16	92	GLU	ALA	ENGINEERED MUTATION	UNP Q79791
17	92	GLU	ALA	ENGINEERED MUTATION	UNP Q79791
26	92	GLU	ALA	ENGINEERED MUTATION	UNP Q79791
18	92	GLU	ALA	ENGINEERED MUTATION	UNP Q79791
19	92	GLU	ALA	ENGINEERED MUTATION	UNP Q79791

Continued on next page...

Continued from previous page...

Chain	Residue	Modelled	Actual	Comment	Reference
la	92	GLU	ALA	ENGINEERED MUTATION	UNP Q79791
lb	92	GLU	ALA	ENGINEERED MUTATION	UNP Q79791
lc	92	GLU	ALA	ENGINEERED MUTATION	UNP Q79791
ld	92	GLU	ALA	ENGINEERED MUTATION	UNP Q79791
le	92	GLU	ALA	ENGINEERED MUTATION	UNP Q79791
lf	92	GLU	ALA	ENGINEERED MUTATION	UNP Q79791
lg	92	GLU	ALA	ENGINEERED MUTATION	UNP Q79791
lh	92	GLU	ALA	ENGINEERED MUTATION	UNP Q79791
27	92	GLU	ALA	ENGINEERED MUTATION	UNP Q79791
li	92	GLU	ALA	ENGINEERED MUTATION	UNP Q79791
lj	92	GLU	ALA	ENGINEERED MUTATION	UNP Q79791
lk	92	GLU	ALA	ENGINEERED MUTATION	UNP Q79791
ll	92	GLU	ALA	ENGINEERED MUTATION	UNP Q79791
lm	92	GLU	ALA	ENGINEERED MUTATION	UNP Q79791
ln	92	GLU	ALA	ENGINEERED MUTATION	UNP Q79791
lo	92	GLU	ALA	ENGINEERED MUTATION	UNP Q79791
lp	92	GLU	ALA	ENGINEERED MUTATION	UNP Q79791
lq	92	GLU	ALA	ENGINEERED MUTATION	UNP Q79791
lr	92	GLU	ALA	ENGINEERED MUTATION	UNP Q79791
28	92	GLU	ALA	ENGINEERED MUTATION	UNP Q79791
ls	92	GLU	ALA	ENGINEERED MUTATION	UNP Q79791
lt	92	GLU	ALA	ENGINEERED MUTATION	UNP Q79791
lu	92	GLU	ALA	ENGINEERED MUTATION	UNP Q79791
lv	92	GLU	ALA	ENGINEERED MUTATION	UNP Q79791
lw	92	GLU	ALA	ENGINEERED MUTATION	UNP Q79791
lx	92	GLU	ALA	ENGINEERED MUTATION	UNP Q79791
ly	92	GLU	ALA	ENGINEERED MUTATION	UNP Q79791
lz	92	GLU	ALA	ENGINEERED MUTATION	UNP Q79791
lA	92	GLU	ALA	ENGINEERED MUTATION	UNP Q79791
lB	92	GLU	ALA	ENGINEERED MUTATION	UNP Q79791
29	92	GLU	ALA	ENGINEERED MUTATION	UNP Q79791
lC	92	GLU	ALA	ENGINEERED MUTATION	UNP Q79791
lD	92	GLU	ALA	ENGINEERED MUTATION	UNP Q79791
lE	92	GLU	ALA	ENGINEERED MUTATION	UNP Q79791
lF	92	GLU	ALA	ENGINEERED MUTATION	UNP Q79791
lG	92	GLU	ALA	ENGINEERED MUTATION	UNP Q79791
lH	92	GLU	ALA	ENGINEERED MUTATION	UNP Q79791
lI	92	GLU	ALA	ENGINEERED MUTATION	UNP Q79791
lJ	92	GLU	ALA	ENGINEERED MUTATION	UNP Q79791
lK	92	GLU	ALA	ENGINEERED MUTATION	UNP Q79791
lL	92	GLU	ALA	ENGINEERED MUTATION	UNP Q79791
2a	92	GLU	ALA	ENGINEERED MUTATION	UNP Q79791

Continued on next page...

Continued from previous page...

Chain	Residue	Modelled	Actual	Comment	Reference
1M	92	GLU	ALA	ENGINEERED MUTATION	UNP Q79791
1N	92	GLU	ALA	ENGINEERED MUTATION	UNP Q79791
1O	92	GLU	ALA	ENGINEERED MUTATION	UNP Q79791
1P	92	GLU	ALA	ENGINEERED MUTATION	UNP Q79791
1Q	92	GLU	ALA	ENGINEERED MUTATION	UNP Q79791
1R	92	GLU	ALA	ENGINEERED MUTATION	UNP Q79791
2b	92	GLU	ALA	ENGINEERED MUTATION	UNP Q79791
2c	92	GLU	ALA	ENGINEERED MUTATION	UNP Q79791
2d	92	GLU	ALA	ENGINEERED MUTATION	UNP Q79791
2e	92	GLU	ALA	ENGINEERED MUTATION	UNP Q79791
2f	92	GLU	ALA	ENGINEERED MUTATION	UNP Q79791
2g	92	GLU	ALA	ENGINEERED MUTATION	UNP Q79791
2h	92	GLU	ALA	ENGINEERED MUTATION	UNP Q79791
2i	92	GLU	ALA	ENGINEERED MUTATION	UNP Q79791
2j	92	GLU	ALA	ENGINEERED MUTATION	UNP Q79791
2k	92	GLU	ALA	ENGINEERED MUTATION	UNP Q79791
2l	92	GLU	ALA	ENGINEERED MUTATION	UNP Q79791
2m	92	GLU	ALA	ENGINEERED MUTATION	UNP Q79791
2n	92	GLU	ALA	ENGINEERED MUTATION	UNP Q79791
2o	92	GLU	ALA	ENGINEERED MUTATION	UNP Q79791
2p	92	GLU	ALA	ENGINEERED MUTATION	UNP Q79791
2q	92	GLU	ALA	ENGINEERED MUTATION	UNP Q79791
2r	92	GLU	ALA	ENGINEERED MUTATION	UNP Q79791
2s	92	GLU	ALA	ENGINEERED MUTATION	UNP Q79791
2t	92	GLU	ALA	ENGINEERED MUTATION	UNP Q79791
2u	92	GLU	ALA	ENGINEERED MUTATION	UNP Q79791
2v	92	GLU	ALA	ENGINEERED MUTATION	UNP Q79791
2w	92	GLU	ALA	ENGINEERED MUTATION	UNP Q79791
2x	92	GLU	ALA	ENGINEERED MUTATION	UNP Q79791
2y	92	GLU	ALA	ENGINEERED MUTATION	UNP Q79791
2z	92	GLU	ALA	ENGINEERED MUTATION	UNP Q79791
2A	92	GLU	ALA	ENGINEERED MUTATION	UNP Q79791
2B	92	GLU	ALA	ENGINEERED MUTATION	UNP Q79791
2C	92	GLU	ALA	ENGINEERED MUTATION	UNP Q79791
2D	92	GLU	ALA	ENGINEERED MUTATION	UNP Q79791
2E	92	GLU	ALA	ENGINEERED MUTATION	UNP Q79791
2F	92	GLU	ALA	ENGINEERED MUTATION	UNP Q79791
2G	92	GLU	ALA	ENGINEERED MUTATION	UNP Q79791
2H	92	GLU	ALA	ENGINEERED MUTATION	UNP Q79791
2I	92	GLU	ALA	ENGINEERED MUTATION	UNP Q79791
2J	92	GLU	ALA	ENGINEERED MUTATION	UNP Q79791
2K	92	GLU	ALA	ENGINEERED MUTATION	UNP Q79791

Continued on next page...

Continued from previous page...

Chain	Residue	Modelled	Actual	Comment	Reference
2L	92	GLU	ALA	ENGINEERED MUTATION	UNP Q79791
2M	92	GLU	ALA	ENGINEERED MUTATION	UNP Q79791
2N	92	GLU	ALA	ENGINEERED MUTATION	UNP Q79791
2O	92	GLU	ALA	ENGINEERED MUTATION	UNP Q79791
2P	92	GLU	ALA	ENGINEERED MUTATION	UNP Q79791
2Q	92	GLU	ALA	ENGINEERED MUTATION	UNP Q79791
2R	92	GLU	ALA	ENGINEERED MUTATION	UNP Q79791
2S	92	GLU	ALA	ENGINEERED MUTATION	UNP Q79791
2T	92	GLU	ALA	ENGINEERED MUTATION	UNP Q79791
2U	92	GLU	ALA	ENGINEERED MUTATION	UNP Q79791
2V	92	GLU	ALA	ENGINEERED MUTATION	UNP Q79791
2W	92	GLU	ALA	ENGINEERED MUTATION	UNP Q79791
2X	92	GLU	ALA	ENGINEERED MUTATION	UNP Q79791
2Y	92	GLU	ALA	ENGINEERED MUTATION	UNP Q79791
2Z	92	GLU	ALA	ENGINEERED MUTATION	UNP Q79791
30	92	GLU	ALA	ENGINEERED MUTATION	UNP Q79791
31	92	GLU	ALA	ENGINEERED MUTATION	UNP Q79791
32	92	GLU	ALA	ENGINEERED MUTATION	UNP Q79791
33	92	GLU	ALA	ENGINEERED MUTATION	UNP Q79791
34	92	GLU	ALA	ENGINEERED MUTATION	UNP Q79791
35	92	GLU	ALA	ENGINEERED MUTATION	UNP Q79791
36	92	GLU	ALA	ENGINEERED MUTATION	UNP Q79791
37	92	GLU	ALA	ENGINEERED MUTATION	UNP Q79791
38	92	GLU	ALA	ENGINEERED MUTATION	UNP Q79791
39	92	GLU	ALA	ENGINEERED MUTATION	UNP Q79791
3a	92	GLU	ALA	ENGINEERED MUTATION	UNP Q79791
3b	92	GLU	ALA	ENGINEERED MUTATION	UNP Q79791
3c	92	GLU	ALA	ENGINEERED MUTATION	UNP Q79791
3d	92	GLU	ALA	ENGINEERED MUTATION	UNP Q79791
3e	92	GLU	ALA	ENGINEERED MUTATION	UNP Q79791
3f	92	GLU	ALA	ENGINEERED MUTATION	UNP Q79791
3g	92	GLU	ALA	ENGINEERED MUTATION	UNP Q79791
3h	92	GLU	ALA	ENGINEERED MUTATION	UNP Q79791
3i	92	GLU	ALA	ENGINEERED MUTATION	UNP Q79791
3j	92	GLU	ALA	ENGINEERED MUTATION	UNP Q79791
3k	92	GLU	ALA	ENGINEERED MUTATION	UNP Q79791
3l	92	GLU	ALA	ENGINEERED MUTATION	UNP Q79791
3m	92	GLU	ALA	ENGINEERED MUTATION	UNP Q79791
3n	92	GLU	ALA	ENGINEERED MUTATION	UNP Q79791
3o	92	GLU	ALA	ENGINEERED MUTATION	UNP Q79791
3p	92	GLU	ALA	ENGINEERED MUTATION	UNP Q79791
3q	92	GLU	ALA	ENGINEERED MUTATION	UNP Q79791

Continued on next page...

Continued from previous page...

Chain	Residue	Modelled	Actual	Comment	Reference
3r	92	GLU	ALA	ENGINEERED MUTATION	UNP Q79791
3s	92	GLU	ALA	ENGINEERED MUTATION	UNP Q79791
3t	92	GLU	ALA	ENGINEERED MUTATION	UNP Q79791
3u	92	GLU	ALA	ENGINEERED MUTATION	UNP Q79791
3v	92	GLU	ALA	ENGINEERED MUTATION	UNP Q79791
3w	92	GLU	ALA	ENGINEERED MUTATION	UNP Q79791
3x	92	GLU	ALA	ENGINEERED MUTATION	UNP Q79791
3y	92	GLU	ALA	ENGINEERED MUTATION	UNP Q79791
3z	92	GLU	ALA	ENGINEERED MUTATION	UNP Q79791
3A	92	GLU	ALA	ENGINEERED MUTATION	UNP Q79791
3B	92	GLU	ALA	ENGINEERED MUTATION	UNP Q79791
3C	92	GLU	ALA	ENGINEERED MUTATION	UNP Q79791
3D	92	GLU	ALA	ENGINEERED MUTATION	UNP Q79791
3E	92	GLU	ALA	ENGINEERED MUTATION	UNP Q79791
3F	92	GLU	ALA	ENGINEERED MUTATION	UNP Q79791
3G	92	GLU	ALA	ENGINEERED MUTATION	UNP Q79791
3H	92	GLU	ALA	ENGINEERED MUTATION	UNP Q79791
3I	92	GLU	ALA	ENGINEERED MUTATION	UNP Q79791
3J	92	GLU	ALA	ENGINEERED MUTATION	UNP Q79791
3K	92	GLU	ALA	ENGINEERED MUTATION	UNP Q79791
3L	92	GLU	ALA	ENGINEERED MUTATION	UNP Q79791
3M	92	GLU	ALA	ENGINEERED MUTATION	UNP Q79791
3N	92	GLU	ALA	ENGINEERED MUTATION	UNP Q79791
3O	92	GLU	ALA	ENGINEERED MUTATION	UNP Q79791
3P	92	GLU	ALA	ENGINEERED MUTATION	UNP Q79791
3Q	92	GLU	ALA	ENGINEERED MUTATION	UNP Q79791
3R	92	GLU	ALA	ENGINEERED MUTATION	UNP Q79791
3S	92	GLU	ALA	ENGINEERED MUTATION	UNP Q79791
3T	92	GLU	ALA	ENGINEERED MUTATION	UNP Q79791
3U	92	GLU	ALA	ENGINEERED MUTATION	UNP Q79791
3V	92	GLU	ALA	ENGINEERED MUTATION	UNP Q79791
3W	92	GLU	ALA	ENGINEERED MUTATION	UNP Q79791
3X	92	GLU	ALA	ENGINEERED MUTATION	UNP Q79791
3Y	92	GLU	ALA	ENGINEERED MUTATION	UNP Q79791
3Z	92	GLU	ALA	ENGINEERED MUTATION	UNP Q79791
40	92	GLU	ALA	ENGINEERED MUTATION	UNP Q79791
41	92	GLU	ALA	ENGINEERED MUTATION	UNP Q79791
42	92	GLU	ALA	ENGINEERED MUTATION	UNP Q79791
43	92	GLU	ALA	ENGINEERED MUTATION	UNP Q79791
44	92	GLU	ALA	ENGINEERED MUTATION	UNP Q79791
45	92	GLU	ALA	ENGINEERED MUTATION	UNP Q79791
46	92	GLU	ALA	ENGINEERED MUTATION	UNP Q79791

Continued on next page...

Continued from previous page...

Chain	Residue	Modelled	Actual	Comment	Reference
47	92	GLU	ALA	ENGINEERED MUTATION	UNP Q79791
48	92	GLU	ALA	ENGINEERED MUTATION	UNP Q79791
49	92	GLU	ALA	ENGINEERED MUTATION	UNP Q79791
4a	92	GLU	ALA	ENGINEERED MUTATION	UNP Q79791
4b	92	GLU	ALA	ENGINEERED MUTATION	UNP Q79791
4c	92	GLU	ALA	ENGINEERED MUTATION	UNP Q79791
4d	92	GLU	ALA	ENGINEERED MUTATION	UNP Q79791
4e	92	GLU	ALA	ENGINEERED MUTATION	UNP Q79791
4f	92	GLU	ALA	ENGINEERED MUTATION	UNP Q79791
4g	92	GLU	ALA	ENGINEERED MUTATION	UNP Q79791
4h	92	GLU	ALA	ENGINEERED MUTATION	UNP Q79791
4i	92	GLU	ALA	ENGINEERED MUTATION	UNP Q79791
4j	92	GLU	ALA	ENGINEERED MUTATION	UNP Q79791
4k	92	GLU	ALA	ENGINEERED MUTATION	UNP Q79791
4l	92	GLU	ALA	ENGINEERED MUTATION	UNP Q79791
4m	92	GLU	ALA	ENGINEERED MUTATION	UNP Q79791
4n	92	GLU	ALA	ENGINEERED MUTATION	UNP Q79791
4o	92	GLU	ALA	ENGINEERED MUTATION	UNP Q79791
4p	92	GLU	ALA	ENGINEERED MUTATION	UNP Q79791
4q	92	GLU	ALA	ENGINEERED MUTATION	UNP Q79791
4r	92	GLU	ALA	ENGINEERED MUTATION	UNP Q79791
4s	92	GLU	ALA	ENGINEERED MUTATION	UNP Q79791
4t	92	GLU	ALA	ENGINEERED MUTATION	UNP Q79791
4u	92	GLU	ALA	ENGINEERED MUTATION	UNP Q79791
4v	92	GLU	ALA	ENGINEERED MUTATION	UNP Q79791
4w	92	GLU	ALA	ENGINEERED MUTATION	UNP Q79791
4x	92	GLU	ALA	ENGINEERED MUTATION	UNP Q79791
4y	92	GLU	ALA	ENGINEERED MUTATION	UNP Q79791
4z	92	GLU	ALA	ENGINEERED MUTATION	UNP Q79791
4A	92	GLU	ALA	ENGINEERED MUTATION	UNP Q79791
4B	92	GLU	ALA	ENGINEERED MUTATION	UNP Q79791
4C	92	GLU	ALA	ENGINEERED MUTATION	UNP Q79791
4D	92	GLU	ALA	ENGINEERED MUTATION	UNP Q79791
4E	92	GLU	ALA	ENGINEERED MUTATION	UNP Q79791
4F	92	GLU	ALA	ENGINEERED MUTATION	UNP Q79791
4G	92	GLU	ALA	ENGINEERED MUTATION	UNP Q79791
4H	92	GLU	ALA	ENGINEERED MUTATION	UNP Q79791
4I	92	GLU	ALA	ENGINEERED MUTATION	UNP Q79791
4J	92	GLU	ALA	ENGINEERED MUTATION	UNP Q79791
4K	92	GLU	ALA	ENGINEERED MUTATION	UNP Q79791
4L	92	GLU	ALA	ENGINEERED MUTATION	UNP Q79791
4M	92	GLU	ALA	ENGINEERED MUTATION	UNP Q79791

Continued on next page...

Continued from previous page...

Chain	Residue	Modelled	Actual	Comment	Reference
4N	92	GLU	ALA	ENGINEERED MUTATION	UNP Q79791
4O	92	GLU	ALA	ENGINEERED MUTATION	UNP Q79791
4P	92	GLU	ALA	ENGINEERED MUTATION	UNP Q79791
4Q	92	GLU	ALA	ENGINEERED MUTATION	UNP Q79791
4R	92	GLU	ALA	ENGINEERED MUTATION	UNP Q79791
4S	92	GLU	ALA	ENGINEERED MUTATION	UNP Q79791
4T	92	GLU	ALA	ENGINEERED MUTATION	UNP Q79791
4U	92	GLU	ALA	ENGINEERED MUTATION	UNP Q79791
4V	92	GLU	ALA	ENGINEERED MUTATION	UNP Q79791
4W	92	GLU	ALA	ENGINEERED MUTATION	UNP Q79791
4X	92	GLU	ALA	ENGINEERED MUTATION	UNP Q79791
4Y	92	GLU	ALA	ENGINEERED MUTATION	UNP Q79791
4Z	92	GLU	ALA	ENGINEERED MUTATION	UNP Q79791
50	92	GLU	ALA	ENGINEERED MUTATION	UNP Q79791
51	92	GLU	ALA	ENGINEERED MUTATION	UNP Q79791
52	92	GLU	ALA	ENGINEERED MUTATION	UNP Q79791
53	92	GLU	ALA	ENGINEERED MUTATION	UNP Q79791
54	92	GLU	ALA	ENGINEERED MUTATION	UNP Q79791
55	92	GLU	ALA	ENGINEERED MUTATION	UNP Q79791
56	92	GLU	ALA	ENGINEERED MUTATION	UNP Q79791
57	92	GLU	ALA	ENGINEERED MUTATION	UNP Q79791
58	92	GLU	ALA	ENGINEERED MUTATION	UNP Q79791
59	92	GLU	ALA	ENGINEERED MUTATION	UNP Q79791
5a	92	GLU	ALA	ENGINEERED MUTATION	UNP Q79791
5b	92	GLU	ALA	ENGINEERED MUTATION	UNP Q79791
5c	92	GLU	ALA	ENGINEERED MUTATION	UNP Q79791
5d	92	GLU	ALA	ENGINEERED MUTATION	UNP Q79791
5e	92	GLU	ALA	ENGINEERED MUTATION	UNP Q79791
5f	92	GLU	ALA	ENGINEERED MUTATION	UNP Q79791
5g	92	GLU	ALA	ENGINEERED MUTATION	UNP Q79791
5h	92	GLU	ALA	ENGINEERED MUTATION	UNP Q79791
5i	92	GLU	ALA	ENGINEERED MUTATION	UNP Q79791
5j	92	GLU	ALA	ENGINEERED MUTATION	UNP Q79791
5k	92	GLU	ALA	ENGINEERED MUTATION	UNP Q79791
5l	92	GLU	ALA	ENGINEERED MUTATION	UNP Q79791
5m	92	GLU	ALA	ENGINEERED MUTATION	UNP Q79791
5n	92	GLU	ALA	ENGINEERED MUTATION	UNP Q79791
5o	92	GLU	ALA	ENGINEERED MUTATION	UNP Q79791
5p	92	GLU	ALA	ENGINEERED MUTATION	UNP Q79791
5q	92	GLU	ALA	ENGINEERED MUTATION	UNP Q79791
5r	92	GLU	ALA	ENGINEERED MUTATION	UNP Q79791
5s	92	GLU	ALA	ENGINEERED MUTATION	UNP Q79791

Continued on next page...

Continued from previous page...

Chain	Residue	Modelled	Actual	Comment	Reference
5t	92	GLU	ALA	ENGINEERED MUTATION	UNP Q79791
5u	92	GLU	ALA	ENGINEERED MUTATION	UNP Q79791
5v	92	GLU	ALA	ENGINEERED MUTATION	UNP Q79791
5w	92	GLU	ALA	ENGINEERED MUTATION	UNP Q79791
5x	92	GLU	ALA	ENGINEERED MUTATION	UNP Q79791
5y	92	GLU	ALA	ENGINEERED MUTATION	UNP Q79791
5z	92	GLU	ALA	ENGINEERED MUTATION	UNP Q79791
5A	92	GLU	ALA	ENGINEERED MUTATION	UNP Q79791
5B	92	GLU	ALA	ENGINEERED MUTATION	UNP Q79791
5C	92	GLU	ALA	ENGINEERED MUTATION	UNP Q79791
5D	92	GLU	ALA	ENGINEERED MUTATION	UNP Q79791
5E	92	GLU	ALA	ENGINEERED MUTATION	UNP Q79791
5F	92	GLU	ALA	ENGINEERED MUTATION	UNP Q79791
5G	92	GLU	ALA	ENGINEERED MUTATION	UNP Q79791
5H	92	GLU	ALA	ENGINEERED MUTATION	UNP Q79791
5I	92	GLU	ALA	ENGINEERED MUTATION	UNP Q79791
5J	92	GLU	ALA	ENGINEERED MUTATION	UNP Q79791
5K	92	GLU	ALA	ENGINEERED MUTATION	UNP Q79791
5L	92	GLU	ALA	ENGINEERED MUTATION	UNP Q79791
5M	92	GLU	ALA	ENGINEERED MUTATION	UNP Q79791
5N	92	GLU	ALA	ENGINEERED MUTATION	UNP Q79791
5O	92	GLU	ALA	ENGINEERED MUTATION	UNP Q79791
5P	92	GLU	ALA	ENGINEERED MUTATION	UNP Q79791
5Q	92	GLU	ALA	ENGINEERED MUTATION	UNP Q79791
5R	92	GLU	ALA	ENGINEERED MUTATION	UNP Q79791
5S	92	GLU	ALA	ENGINEERED MUTATION	UNP Q79791
5T	92	GLU	ALA	ENGINEERED MUTATION	UNP Q79791
5U	92	GLU	ALA	ENGINEERED MUTATION	UNP Q79791
5V	92	GLU	ALA	ENGINEERED MUTATION	UNP Q79791
5W	92	GLU	ALA	ENGINEERED MUTATION	UNP Q79791
5X	92	GLU	ALA	ENGINEERED MUTATION	UNP Q79791
5Y	92	GLU	ALA	ENGINEERED MUTATION	UNP Q79791
5Z	92	GLU	ALA	ENGINEERED MUTATION	UNP Q79791
60	92	GLU	ALA	ENGINEERED MUTATION	UNP Q79791
61	92	GLU	ALA	ENGINEERED MUTATION	UNP Q79791
62	92	GLU	ALA	ENGINEERED MUTATION	UNP Q79791
63	92	GLU	ALA	ENGINEERED MUTATION	UNP Q79791
64	92	GLU	ALA	ENGINEERED MUTATION	UNP Q79791
65	92	GLU	ALA	ENGINEERED MUTATION	UNP Q79791
66	92	GLU	ALA	ENGINEERED MUTATION	UNP Q79791
67	92	GLU	ALA	ENGINEERED MUTATION	UNP Q79791
68	92	GLU	ALA	ENGINEERED MUTATION	UNP Q79791

Continued on next page...

Continued from previous page...

Chain	Residue	Modelled	Actual	Comment	Reference
69	92	GLU	ALA	ENGINEERED MUTATION	UNP Q79791
6a	92	GLU	ALA	ENGINEERED MUTATION	UNP Q79791
6b	92	GLU	ALA	ENGINEERED MUTATION	UNP Q79791
6c	92	GLU	ALA	ENGINEERED MUTATION	UNP Q79791
6d	92	GLU	ALA	ENGINEERED MUTATION	UNP Q79791
6e	92	GLU	ALA	ENGINEERED MUTATION	UNP Q79791
6f	92	GLU	ALA	ENGINEERED MUTATION	UNP Q79791
6g	92	GLU	ALA	ENGINEERED MUTATION	UNP Q79791
6h	92	GLU	ALA	ENGINEERED MUTATION	UNP Q79791
6i	92	GLU	ALA	ENGINEERED MUTATION	UNP Q79791
6j	92	GLU	ALA	ENGINEERED MUTATION	UNP Q79791
6k	92	GLU	ALA	ENGINEERED MUTATION	UNP Q79791
6l	92	GLU	ALA	ENGINEERED MUTATION	UNP Q79791
6m	92	GLU	ALA	ENGINEERED MUTATION	UNP Q79791
6n	92	GLU	ALA	ENGINEERED MUTATION	UNP Q79791
6o	92	GLU	ALA	ENGINEERED MUTATION	UNP Q79791
6p	92	GLU	ALA	ENGINEERED MUTATION	UNP Q79791
6q	92	GLU	ALA	ENGINEERED MUTATION	UNP Q79791
6r	92	GLU	ALA	ENGINEERED MUTATION	UNP Q79791
6s	92	GLU	ALA	ENGINEERED MUTATION	UNP Q79791
6t	92	GLU	ALA	ENGINEERED MUTATION	UNP Q79791
6u	92	GLU	ALA	ENGINEERED MUTATION	UNP Q79791
6v	92	GLU	ALA	ENGINEERED MUTATION	UNP Q79791
6w	92	GLU	ALA	ENGINEERED MUTATION	UNP Q79791
6x	92	GLU	ALA	ENGINEERED MUTATION	UNP Q79791
6y	92	GLU	ALA	ENGINEERED MUTATION	UNP Q79791
6z	92	GLU	ALA	ENGINEERED MUTATION	UNP Q79791
6A	92	GLU	ALA	ENGINEERED MUTATION	UNP Q79791
6B	92	GLU	ALA	ENGINEERED MUTATION	UNP Q79791
6C	92	GLU	ALA	ENGINEERED MUTATION	UNP Q79791
6D	92	GLU	ALA	ENGINEERED MUTATION	UNP Q79791
6E	92	GLU	ALA	ENGINEERED MUTATION	UNP Q79791
6F	92	GLU	ALA	ENGINEERED MUTATION	UNP Q79791
6G	92	GLU	ALA	ENGINEERED MUTATION	UNP Q79791
6H	92	GLU	ALA	ENGINEERED MUTATION	UNP Q79791
6I	92	GLU	ALA	ENGINEERED MUTATION	UNP Q79791
6J	92	GLU	ALA	ENGINEERED MUTATION	UNP Q79791
6K	92	GLU	ALA	ENGINEERED MUTATION	UNP Q79791
6L	92	GLU	ALA	ENGINEERED MUTATION	UNP Q79791
6M	92	GLU	ALA	ENGINEERED MUTATION	UNP Q79791
6N	92	GLU	ALA	ENGINEERED MUTATION	UNP Q79791
6O	92	GLU	ALA	ENGINEERED MUTATION	UNP Q79791

Continued on next page...

Continued from previous page...

Chain	Residue	Modelled	Actual	Comment	Reference
6P	92	GLU	ALA	ENGINEERED MUTATION	UNP Q79791
6Q	92	GLU	ALA	ENGINEERED MUTATION	UNP Q79791
6R	92	GLU	ALA	ENGINEERED MUTATION	UNP Q79791
6S	92	GLU	ALA	ENGINEERED MUTATION	UNP Q79791
6T	92	GLU	ALA	ENGINEERED MUTATION	UNP Q79791
6U	92	GLU	ALA	ENGINEERED MUTATION	UNP Q79791
6V	92	GLU	ALA	ENGINEERED MUTATION	UNP Q79791
6W	92	GLU	ALA	ENGINEERED MUTATION	UNP Q79791
6X	92	GLU	ALA	ENGINEERED MUTATION	UNP Q79791
6Y	92	GLU	ALA	ENGINEERED MUTATION	UNP Q79791
6Z	92	GLU	ALA	ENGINEERED MUTATION	UNP Q79791
70	92	GLU	ALA	ENGINEERED MUTATION	UNP Q79791
71	92	GLU	ALA	ENGINEERED MUTATION	UNP Q79791
72	92	GLU	ALA	ENGINEERED MUTATION	UNP Q79791
73	92	GLU	ALA	ENGINEERED MUTATION	UNP Q79791
74	92	GLU	ALA	ENGINEERED MUTATION	UNP Q79791
75	92	GLU	ALA	ENGINEERED MUTATION	UNP Q79791
76	92	GLU	ALA	ENGINEERED MUTATION	UNP Q79791
77	92	GLU	ALA	ENGINEERED MUTATION	UNP Q79791
78	92	GLU	ALA	ENGINEERED MUTATION	UNP Q79791
79	92	GLU	ALA	ENGINEERED MUTATION	UNP Q79791
7a	92	GLU	ALA	ENGINEERED MUTATION	UNP Q79791
7b	92	GLU	ALA	ENGINEERED MUTATION	UNP Q79791
7c	92	GLU	ALA	ENGINEERED MUTATION	UNP Q79791
7d	92	GLU	ALA	ENGINEERED MUTATION	UNP Q79791
7e	92	GLU	ALA	ENGINEERED MUTATION	UNP Q79791
7f	92	GLU	ALA	ENGINEERED MUTATION	UNP Q79791
7g	92	GLU	ALA	ENGINEERED MUTATION	UNP Q79791
7h	92	GLU	ALA	ENGINEERED MUTATION	UNP Q79791
7i	92	GLU	ALA	ENGINEERED MUTATION	UNP Q79791
7j	92	GLU	ALA	ENGINEERED MUTATION	UNP Q79791
7k	92	GLU	ALA	ENGINEERED MUTATION	UNP Q79791
7l	92	GLU	ALA	ENGINEERED MUTATION	UNP Q79791
7m	92	GLU	ALA	ENGINEERED MUTATION	UNP Q79791
7n	92	GLU	ALA	ENGINEERED MUTATION	UNP Q79791
7o	92	GLU	ALA	ENGINEERED MUTATION	UNP Q79791
7p	92	GLU	ALA	ENGINEERED MUTATION	UNP Q79791
7q	92	GLU	ALA	ENGINEERED MUTATION	UNP Q79791
7r	92	GLU	ALA	ENGINEERED MUTATION	UNP Q79791
7s	92	GLU	ALA	ENGINEERED MUTATION	UNP Q79791
7t	92	GLU	ALA	ENGINEERED MUTATION	UNP Q79791
7u	92	GLU	ALA	ENGINEERED MUTATION	UNP Q79791

Continued on next page...

Continued from previous page...

Chain	Residue	Modelled	Actual	Comment	Reference
7v	92	GLU	ALA	ENGINEERED MUTATION	UNP Q79791
7w	92	GLU	ALA	ENGINEERED MUTATION	UNP Q79791
7x	92	GLU	ALA	ENGINEERED MUTATION	UNP Q79791
7y	92	GLU	ALA	ENGINEERED MUTATION	UNP Q79791
7z	92	GLU	ALA	ENGINEERED MUTATION	UNP Q79791
7A	92	GLU	ALA	ENGINEERED MUTATION	UNP Q79791
7B	92	GLU	ALA	ENGINEERED MUTATION	UNP Q79791
7C	92	GLU	ALA	ENGINEERED MUTATION	UNP Q79791
7D	92	GLU	ALA	ENGINEERED MUTATION	UNP Q79791
7E	92	GLU	ALA	ENGINEERED MUTATION	UNP Q79791
7F	92	GLU	ALA	ENGINEERED MUTATION	UNP Q79791
7G	92	GLU	ALA	ENGINEERED MUTATION	UNP Q79791
7H	92	GLU	ALA	ENGINEERED MUTATION	UNP Q79791
7I	92	GLU	ALA	ENGINEERED MUTATION	UNP Q79791
7J	92	GLU	ALA	ENGINEERED MUTATION	UNP Q79791
7K	92	GLU	ALA	ENGINEERED MUTATION	UNP Q79791
7L	92	GLU	ALA	ENGINEERED MUTATION	UNP Q79791
7M	92	GLU	ALA	ENGINEERED MUTATION	UNP Q79791
7N	92	GLU	ALA	ENGINEERED MUTATION	UNP Q79791
7O	92	GLU	ALA	ENGINEERED MUTATION	UNP Q79791
7P	92	GLU	ALA	ENGINEERED MUTATION	UNP Q79791
7Q	92	GLU	ALA	ENGINEERED MUTATION	UNP Q79791
7R	92	GLU	ALA	ENGINEERED MUTATION	UNP Q79791
7S	92	GLU	ALA	ENGINEERED MUTATION	UNP Q79791
7T	92	GLU	ALA	ENGINEERED MUTATION	UNP Q79791
7U	92	GLU	ALA	ENGINEERED MUTATION	UNP Q79791
7V	92	GLU	ALA	ENGINEERED MUTATION	UNP Q79791
7W	92	GLU	ALA	ENGINEERED MUTATION	UNP Q79791
7X	92	GLU	ALA	ENGINEERED MUTATION	UNP Q79791
7Y	92	GLU	ALA	ENGINEERED MUTATION	UNP Q79791
7Z	92	GLU	ALA	ENGINEERED MUTATION	UNP Q79791
80	92	GLU	ALA	ENGINEERED MUTATION	UNP Q79791
81	92	GLU	ALA	ENGINEERED MUTATION	UNP Q79791
82	92	GLU	ALA	ENGINEERED MUTATION	UNP Q79791
83	92	GLU	ALA	ENGINEERED MUTATION	UNP Q79791
84	92	GLU	ALA	ENGINEERED MUTATION	UNP Q79791
85	92	GLU	ALA	ENGINEERED MUTATION	UNP Q79791
86	92	GLU	ALA	ENGINEERED MUTATION	UNP Q79791
87	92	GLU	ALA	ENGINEERED MUTATION	UNP Q79791
88	92	GLU	ALA	ENGINEERED MUTATION	UNP Q79791
89	92	GLU	ALA	ENGINEERED MUTATION	UNP Q79791
8a	92	GLU	ALA	ENGINEERED MUTATION	UNP Q79791

Continued on next page...

Continued from previous page...

Chain	Residue	Modelled	Actual	Comment	Reference
8b	92	GLU	ALA	ENGINEERED MUTATION	UNP Q79791
8c	92	GLU	ALA	ENGINEERED MUTATION	UNP Q79791
8d	92	GLU	ALA	ENGINEERED MUTATION	UNP Q79791
8e	92	GLU	ALA	ENGINEERED MUTATION	UNP Q79791
8f	92	GLU	ALA	ENGINEERED MUTATION	UNP Q79791
8g	92	GLU	ALA	ENGINEERED MUTATION	UNP Q79791
8h	92	GLU	ALA	ENGINEERED MUTATION	UNP Q79791
8i	92	GLU	ALA	ENGINEERED MUTATION	UNP Q79791
8j	92	GLU	ALA	ENGINEERED MUTATION	UNP Q79791
8k	92	GLU	ALA	ENGINEERED MUTATION	UNP Q79791
8l	92	GLU	ALA	ENGINEERED MUTATION	UNP Q79791
8m	92	GLU	ALA	ENGINEERED MUTATION	UNP Q79791
8n	92	GLU	ALA	ENGINEERED MUTATION	UNP Q79791
8o	92	GLU	ALA	ENGINEERED MUTATION	UNP Q79791
8p	92	GLU	ALA	ENGINEERED MUTATION	UNP Q79791
8q	92	GLU	ALA	ENGINEERED MUTATION	UNP Q79791
8r	92	GLU	ALA	ENGINEERED MUTATION	UNP Q79791
8s	92	GLU	ALA	ENGINEERED MUTATION	UNP Q79791
8t	92	GLU	ALA	ENGINEERED MUTATION	UNP Q79791
8u	92	GLU	ALA	ENGINEERED MUTATION	UNP Q79791
8v	92	GLU	ALA	ENGINEERED MUTATION	UNP Q79791
8w	92	GLU	ALA	ENGINEERED MUTATION	UNP Q79791
8x	92	GLU	ALA	ENGINEERED MUTATION	UNP Q79791
8y	92	GLU	ALA	ENGINEERED MUTATION	UNP Q79791
8z	92	GLU	ALA	ENGINEERED MUTATION	UNP Q79791
8A	92	GLU	ALA	ENGINEERED MUTATION	UNP Q79791
8B	92	GLU	ALA	ENGINEERED MUTATION	UNP Q79791
8C	92	GLU	ALA	ENGINEERED MUTATION	UNP Q79791
8D	92	GLU	ALA	ENGINEERED MUTATION	UNP Q79791
8E	92	GLU	ALA	ENGINEERED MUTATION	UNP Q79791
8F	92	GLU	ALA	ENGINEERED MUTATION	UNP Q79791
8G	92	GLU	ALA	ENGINEERED MUTATION	UNP Q79791
8H	92	GLU	ALA	ENGINEERED MUTATION	UNP Q79791
8I	92	GLU	ALA	ENGINEERED MUTATION	UNP Q79791
8J	92	GLU	ALA	ENGINEERED MUTATION	UNP Q79791
8K	92	GLU	ALA	ENGINEERED MUTATION	UNP Q79791
8L	92	GLU	ALA	ENGINEERED MUTATION	UNP Q79791
8M	92	GLU	ALA	ENGINEERED MUTATION	UNP Q79791
8N	92	GLU	ALA	ENGINEERED MUTATION	UNP Q79791
8O	92	GLU	ALA	ENGINEERED MUTATION	UNP Q79791
8P	92	GLU	ALA	ENGINEERED MUTATION	UNP Q79791
8Q	92	GLU	ALA	ENGINEERED MUTATION	UNP Q79791

Continued on next page...

Continued from previous page...

Chain	Residue	Modelled	Actual	Comment	Reference
8R	92	GLU	ALA	ENGINEERED MUTATION	UNP Q79791
8S	92	GLU	ALA	ENGINEERED MUTATION	UNP Q79791
8T	92	GLU	ALA	ENGINEERED MUTATION	UNP Q79791
8U	92	GLU	ALA	ENGINEERED MUTATION	UNP Q79791
8V	92	GLU	ALA	ENGINEERED MUTATION	UNP Q79791
8W	92	GLU	ALA	ENGINEERED MUTATION	UNP Q79791
8X	92	GLU	ALA	ENGINEERED MUTATION	UNP Q79791
8Y	92	GLU	ALA	ENGINEERED MUTATION	UNP Q79791
8Z	92	GLU	ALA	ENGINEERED MUTATION	UNP Q79791
90	92	GLU	ALA	ENGINEERED MUTATION	UNP Q79791
91	92	GLU	ALA	ENGINEERED MUTATION	UNP Q79791
92	92	GLU	ALA	ENGINEERED MUTATION	UNP Q79791
93	92	GLU	ALA	ENGINEERED MUTATION	UNP Q79791
94	92	GLU	ALA	ENGINEERED MUTATION	UNP Q79791
95	92	GLU	ALA	ENGINEERED MUTATION	UNP Q79791
96	92	GLU	ALA	ENGINEERED MUTATION	UNP Q79791
97	92	GLU	ALA	ENGINEERED MUTATION	UNP Q79791
98	92	GLU	ALA	ENGINEERED MUTATION	UNP Q79791
99	92	GLU	ALA	ENGINEERED MUTATION	UNP Q79791
9a	92	GLU	ALA	ENGINEERED MUTATION	UNP Q79791
9b	92	GLU	ALA	ENGINEERED MUTATION	UNP Q79791
9c	92	GLU	ALA	ENGINEERED MUTATION	UNP Q79791
9d	92	GLU	ALA	ENGINEERED MUTATION	UNP Q79791
9e	92	GLU	ALA	ENGINEERED MUTATION	UNP Q79791
9f	92	GLU	ALA	ENGINEERED MUTATION	UNP Q79791
9g	92	GLU	ALA	ENGINEERED MUTATION	UNP Q79791
9h	92	GLU	ALA	ENGINEERED MUTATION	UNP Q79791
9i	92	GLU	ALA	ENGINEERED MUTATION	UNP Q79791
9j	92	GLU	ALA	ENGINEERED MUTATION	UNP Q79791
9k	92	GLU	ALA	ENGINEERED MUTATION	UNP Q79791
9l	92	GLU	ALA	ENGINEERED MUTATION	UNP Q79791
9m	92	GLU	ALA	ENGINEERED MUTATION	UNP Q79791
9n	92	GLU	ALA	ENGINEERED MUTATION	UNP Q79791
9o	92	GLU	ALA	ENGINEERED MUTATION	UNP Q79791
9p	92	GLU	ALA	ENGINEERED MUTATION	UNP Q79791
9q	92	GLU	ALA	ENGINEERED MUTATION	UNP Q79791
9r	92	GLU	ALA	ENGINEERED MUTATION	UNP Q79791
9s	92	GLU	ALA	ENGINEERED MUTATION	UNP Q79791
9t	92	GLU	ALA	ENGINEERED MUTATION	UNP Q79791
9u	92	GLU	ALA	ENGINEERED MUTATION	UNP Q79791
9v	92	GLU	ALA	ENGINEERED MUTATION	UNP Q79791
9w	92	GLU	ALA	ENGINEERED MUTATION	UNP Q79791

Continued on next page...

Continued from previous page...

Chain	Residue	Modelled	Actual	Comment	Reference
9x	92	GLU	ALA	ENGINEERED MUTATION	UNP Q79791
9y	92	GLU	ALA	ENGINEERED MUTATION	UNP Q79791
9z	92	GLU	ALA	ENGINEERED MUTATION	UNP Q79791
9A	92	GLU	ALA	ENGINEERED MUTATION	UNP Q79791
9B	92	GLU	ALA	ENGINEERED MUTATION	UNP Q79791
9C	92	GLU	ALA	ENGINEERED MUTATION	UNP Q79791
9D	92	GLU	ALA	ENGINEERED MUTATION	UNP Q79791
9E	92	GLU	ALA	ENGINEERED MUTATION	UNP Q79791
9F	92	GLU	ALA	ENGINEERED MUTATION	UNP Q79791
9G	92	GLU	ALA	ENGINEERED MUTATION	UNP Q79791
9H	92	GLU	ALA	ENGINEERED MUTATION	UNP Q79791
9I	92	GLU	ALA	ENGINEERED MUTATION	UNP Q79791
9J	92	GLU	ALA	ENGINEERED MUTATION	UNP Q79791
9K	92	GLU	ALA	ENGINEERED MUTATION	UNP Q79791
9L	92	GLU	ALA	ENGINEERED MUTATION	UNP Q79791
9M	92	GLU	ALA	ENGINEERED MUTATION	UNP Q79791
9N	92	GLU	ALA	ENGINEERED MUTATION	UNP Q79791
9O	92	GLU	ALA	ENGINEERED MUTATION	UNP Q79791
9P	92	GLU	ALA	ENGINEERED MUTATION	UNP Q79791
Y	92	GLU	ALA	ENGINEERED MUTATION	UNP Q79791
9Q	92	GLU	ALA	ENGINEERED MUTATION	UNP Q79791
9R	92	GLU	ALA	ENGINEERED MUTATION	UNP Q79791
9S	92	GLU	ALA	ENGINEERED MUTATION	UNP Q79791
9T	92	GLU	ALA	ENGINEERED MUTATION	UNP Q79791
9U	92	GLU	ALA	ENGINEERED MUTATION	UNP Q79791
9V	92	GLU	ALA	ENGINEERED MUTATION	UNP Q79791
9W	92	GLU	ALA	ENGINEERED MUTATION	UNP Q79791
9X	92	GLU	ALA	ENGINEERED MUTATION	UNP Q79791
9Y	92	GLU	ALA	ENGINEERED MUTATION	UNP Q79791
9Z	92	GLU	ALA	ENGINEERED MUTATION	UNP Q79791
Z	92	GLU	ALA	ENGINEERED MUTATION	UNP Q79791
a0	92	GLU	ALA	ENGINEERED MUTATION	UNP Q79791
a1	92	GLU	ALA	ENGINEERED MUTATION	UNP Q79791
a2	92	GLU	ALA	ENGINEERED MUTATION	UNP Q79791
a3	92	GLU	ALA	ENGINEERED MUTATION	UNP Q79791
a4	92	GLU	ALA	ENGINEERED MUTATION	UNP Q79791
a5	92	GLU	ALA	ENGINEERED MUTATION	UNP Q79791
a6	92	GLU	ALA	ENGINEERED MUTATION	UNP Q79791
a7	92	GLU	ALA	ENGINEERED MUTATION	UNP Q79791
a8	92	GLU	ALA	ENGINEERED MUTATION	UNP Q79791
a9	92	GLU	ALA	ENGINEERED MUTATION	UNP Q79791
10	92	GLU	ALA	ENGINEERED MUTATION	UNP Q79791

Continued on next page...

Continued from previous page...

Chain	Residue	Modelled	Actual	Comment	Reference
aa	92	GLU	ALA	ENGINEERED MUTATION	UNP Q79791
ab	92	GLU	ALA	ENGINEERED MUTATION	UNP Q79791
ac	92	GLU	ALA	ENGINEERED MUTATION	UNP Q79791
ad	92	GLU	ALA	ENGINEERED MUTATION	UNP Q79791
ae	92	GLU	ALA	ENGINEERED MUTATION	UNP Q79791
af	92	GLU	ALA	ENGINEERED MUTATION	UNP Q79791
ag	92	GLU	ALA	ENGINEERED MUTATION	UNP Q79791
ah	92	GLU	ALA	ENGINEERED MUTATION	UNP Q79791
ai	92	GLU	ALA	ENGINEERED MUTATION	UNP Q79791
aj	92	GLU	ALA	ENGINEERED MUTATION	UNP Q79791
11	92	GLU	ALA	ENGINEERED MUTATION	UNP Q79791
ak	92	GLU	ALA	ENGINEERED MUTATION	UNP Q79791
al	92	GLU	ALA	ENGINEERED MUTATION	UNP Q79791
am	92	GLU	ALA	ENGINEERED MUTATION	UNP Q79791
an	92	GLU	ALA	ENGINEERED MUTATION	UNP Q79791
ao	92	GLU	ALA	ENGINEERED MUTATION	UNP Q79791
ap	92	GLU	ALA	ENGINEERED MUTATION	UNP Q79791
aq	92	GLU	ALA	ENGINEERED MUTATION	UNP Q79791
ar	92	GLU	ALA	ENGINEERED MUTATION	UNP Q79791
as	92	GLU	ALA	ENGINEERED MUTATION	UNP Q79791
at	92	GLU	ALA	ENGINEERED MUTATION	UNP Q79791
12	92	GLU	ALA	ENGINEERED MUTATION	UNP Q79791
au	92	GLU	ALA	ENGINEERED MUTATION	UNP Q79791
av	92	GLU	ALA	ENGINEERED MUTATION	UNP Q79791
aw	92	GLU	ALA	ENGINEERED MUTATION	UNP Q79791
ax	92	GLU	ALA	ENGINEERED MUTATION	UNP Q79791
ay	92	GLU	ALA	ENGINEERED MUTATION	UNP Q79791
az	92	GLU	ALA	ENGINEERED MUTATION	UNP Q79791
aA	92	GLU	ALA	ENGINEERED MUTATION	UNP Q79791
aB	92	GLU	ALA	ENGINEERED MUTATION	UNP Q79791
aC	92	GLU	ALA	ENGINEERED MUTATION	UNP Q79791
aD	92	GLU	ALA	ENGINEERED MUTATION	UNP Q79791
13	92	GLU	ALA	ENGINEERED MUTATION	UNP Q79791
aE	92	GLU	ALA	ENGINEERED MUTATION	UNP Q79791
aF	92	GLU	ALA	ENGINEERED MUTATION	UNP Q79791
aG	92	GLU	ALA	ENGINEERED MUTATION	UNP Q79791
aH	92	GLU	ALA	ENGINEERED MUTATION	UNP Q79791
aI	92	GLU	ALA	ENGINEERED MUTATION	UNP Q79791
aJ	92	GLU	ALA	ENGINEERED MUTATION	UNP Q79791
aK	92	GLU	ALA	ENGINEERED MUTATION	UNP Q79791
aL	92	GLU	ALA	ENGINEERED MUTATION	UNP Q79791
aM	92	GLU	ALA	ENGINEERED MUTATION	UNP Q79791

Continued on next page...

Continued from previous page...

Chain	Residue	Modelled	Actual	Comment	Reference
aN	92	GLU	ALA	ENGINEERED MUTATION	UNP Q79791
14	92	GLU	ALA	ENGINEERED MUTATION	UNP Q79791
aO	92	GLU	ALA	ENGINEERED MUTATION	UNP Q79791
aP	92	GLU	ALA	ENGINEERED MUTATION	UNP Q79791
aQ	92	GLU	ALA	ENGINEERED MUTATION	UNP Q79791
aR	92	GLU	ALA	ENGINEERED MUTATION	UNP Q79791
aS	92	GLU	ALA	ENGINEERED MUTATION	UNP Q79791
aT	92	GLU	ALA	ENGINEERED MUTATION	UNP Q79791
aU	92	GLU	ALA	ENGINEERED MUTATION	UNP Q79791
aV	92	GLU	ALA	ENGINEERED MUTATION	UNP Q79791
aW	92	GLU	ALA	ENGINEERED MUTATION	UNP Q79791
aX	92	GLU	ALA	ENGINEERED MUTATION	UNP Q79791
15	92	GLU	ALA	ENGINEERED MUTATION	UNP Q79791
aY	92	GLU	ALA	ENGINEERED MUTATION	UNP Q79791
aZ	92	GLU	ALA	ENGINEERED MUTATION	UNP Q79791
b0	92	GLU	ALA	ENGINEERED MUTATION	UNP Q79791
b1	92	GLU	ALA	ENGINEERED MUTATION	UNP Q79791
b2	92	GLU	ALA	ENGINEERED MUTATION	UNP Q79791
b3	92	GLU	ALA	ENGINEERED MUTATION	UNP Q79791
b4	92	GLU	ALA	ENGINEERED MUTATION	UNP Q79791
b5	92	GLU	ALA	ENGINEERED MUTATION	UNP Q79791
b6	92	GLU	ALA	ENGINEERED MUTATION	UNP Q79791
b7	92	GLU	ALA	ENGINEERED MUTATION	UNP Q79791
16	92	GLU	ALA	ENGINEERED MUTATION	UNP Q79791
b8	92	GLU	ALA	ENGINEERED MUTATION	UNP Q79791
b9	92	GLU	ALA	ENGINEERED MUTATION	UNP Q79791
ba	92	GLU	ALA	ENGINEERED MUTATION	UNP Q79791
bb	92	GLU	ALA	ENGINEERED MUTATION	UNP Q79791
bc	92	GLU	ALA	ENGINEERED MUTATION	UNP Q79791
bd	92	GLU	ALA	ENGINEERED MUTATION	UNP Q79791
be	92	GLU	ALA	ENGINEERED MUTATION	UNP Q79791
bf	92	GLU	ALA	ENGINEERED MUTATION	UNP Q79791
bg	92	GLU	ALA	ENGINEERED MUTATION	UNP Q79791
bh	92	GLU	ALA	ENGINEERED MUTATION	UNP Q79791
17	92	GLU	ALA	ENGINEERED MUTATION	UNP Q79791
bi	92	GLU	ALA	ENGINEERED MUTATION	UNP Q79791
bj	92	GLU	ALA	ENGINEERED MUTATION	UNP Q79791
bk	92	GLU	ALA	ENGINEERED MUTATION	UNP Q79791
bl	92	GLU	ALA	ENGINEERED MUTATION	UNP Q79791
bm	92	GLU	ALA	ENGINEERED MUTATION	UNP Q79791
bn	92	GLU	ALA	ENGINEERED MUTATION	UNP Q79791
bo	92	GLU	ALA	ENGINEERED MUTATION	UNP Q79791

Continued on next page...

Continued from previous page...

Chain	Residue	Modelled	Actual	Comment	Reference
bp	92	GLU	ALA	ENGINEERED MUTATION	UNP Q79791
bq	92	GLU	ALA	ENGINEERED MUTATION	UNP Q79791
br	92	GLU	ALA	ENGINEERED MUTATION	UNP Q79791
18	92	GLU	ALA	ENGINEERED MUTATION	UNP Q79791
bs	92	GLU	ALA	ENGINEERED MUTATION	UNP Q79791
bt	92	GLU	ALA	ENGINEERED MUTATION	UNP Q79791
bu	92	GLU	ALA	ENGINEERED MUTATION	UNP Q79791
bv	92	GLU	ALA	ENGINEERED MUTATION	UNP Q79791
bw	92	GLU	ALA	ENGINEERED MUTATION	UNP Q79791
bx	92	GLU	ALA	ENGINEERED MUTATION	UNP Q79791
by	92	GLU	ALA	ENGINEERED MUTATION	UNP Q79791
bz	92	GLU	ALA	ENGINEERED MUTATION	UNP Q79791
bA	92	GLU	ALA	ENGINEERED MUTATION	UNP Q79791
bB	92	GLU	ALA	ENGINEERED MUTATION	UNP Q79791
19	92	GLU	ALA	ENGINEERED MUTATION	UNP Q79791
bC	92	GLU	ALA	ENGINEERED MUTATION	UNP Q79791
bD	92	GLU	ALA	ENGINEERED MUTATION	UNP Q79791
bE	92	GLU	ALA	ENGINEERED MUTATION	UNP Q79791
bF	92	GLU	ALA	ENGINEERED MUTATION	UNP Q79791
bG	92	GLU	ALA	ENGINEERED MUTATION	UNP Q79791
bH	92	GLU	ALA	ENGINEERED MUTATION	UNP Q79791
bI	92	GLU	ALA	ENGINEERED MUTATION	UNP Q79791
bJ	92	GLU	ALA	ENGINEERED MUTATION	UNP Q79791
bK	92	GLU	ALA	ENGINEERED MUTATION	UNP Q79791
bL	92	GLU	ALA	ENGINEERED MUTATION	UNP Q79791
1a	92	GLU	ALA	ENGINEERED MUTATION	UNP Q79791
bM	92	GLU	ALA	ENGINEERED MUTATION	UNP Q79791
bN	92	GLU	ALA	ENGINEERED MUTATION	UNP Q79791
bO	92	GLU	ALA	ENGINEERED MUTATION	UNP Q79791
bP	92	GLU	ALA	ENGINEERED MUTATION	UNP Q79791
bQ	92	GLU	ALA	ENGINEERED MUTATION	UNP Q79791
bR	92	GLU	ALA	ENGINEERED MUTATION	UNP Q79791
bS	92	GLU	ALA	ENGINEERED MUTATION	UNP Q79791
bT	92	GLU	ALA	ENGINEERED MUTATION	UNP Q79791
bU	92	GLU	ALA	ENGINEERED MUTATION	UNP Q79791
bV	92	GLU	ALA	ENGINEERED MUTATION	UNP Q79791
1b	92	GLU	ALA	ENGINEERED MUTATION	UNP Q79791
bW	92	GLU	ALA	ENGINEERED MUTATION	UNP Q79791
bX	92	GLU	ALA	ENGINEERED MUTATION	UNP Q79791
bY	92	GLU	ALA	ENGINEERED MUTATION	UNP Q79791
bZ	92	GLU	ALA	ENGINEERED MUTATION	UNP Q79791
c0	92	GLU	ALA	ENGINEERED MUTATION	UNP Q79791

Continued on next page...

Continued from previous page...

Chain	Residue	Modelled	Actual	Comment	Reference
c1	92	GLU	ALA	ENGINEERED MUTATION	UNP Q79791
c2	92	GLU	ALA	ENGINEERED MUTATION	UNP Q79791
c3	92	GLU	ALA	ENGINEERED MUTATION	UNP Q79791
c4	92	GLU	ALA	ENGINEERED MUTATION	UNP Q79791
c5	92	GLU	ALA	ENGINEERED MUTATION	UNP Q79791
1c	92	GLU	ALA	ENGINEERED MUTATION	UNP Q79791
c6	92	GLU	ALA	ENGINEERED MUTATION	UNP Q79791
c7	92	GLU	ALA	ENGINEERED MUTATION	UNP Q79791
c8	92	GLU	ALA	ENGINEERED MUTATION	UNP Q79791
c9	92	GLU	ALA	ENGINEERED MUTATION	UNP Q79791
ca	92	GLU	ALA	ENGINEERED MUTATION	UNP Q79791
cb	92	GLU	ALA	ENGINEERED MUTATION	UNP Q79791
cc	92	GLU	ALA	ENGINEERED MUTATION	UNP Q79791
cd	92	GLU	ALA	ENGINEERED MUTATION	UNP Q79791
ce	92	GLU	ALA	ENGINEERED MUTATION	UNP Q79791
cf	92	GLU	ALA	ENGINEERED MUTATION	UNP Q79791
1d	92	GLU	ALA	ENGINEERED MUTATION	UNP Q79791
cg	92	GLU	ALA	ENGINEERED MUTATION	UNP Q79791
ch	92	GLU	ALA	ENGINEERED MUTATION	UNP Q79791
ci	92	GLU	ALA	ENGINEERED MUTATION	UNP Q79791
cj	92	GLU	ALA	ENGINEERED MUTATION	UNP Q79791
ck	92	GLU	ALA	ENGINEERED MUTATION	UNP Q79791
cl	92	GLU	ALA	ENGINEERED MUTATION	UNP Q79791
cm	92	GLU	ALA	ENGINEERED MUTATION	UNP Q79791
cn	92	GLU	ALA	ENGINEERED MUTATION	UNP Q79791
co	92	GLU	ALA	ENGINEERED MUTATION	UNP Q79791
cp	92	GLU	ALA	ENGINEERED MUTATION	UNP Q79791
1e	92	GLU	ALA	ENGINEERED MUTATION	UNP Q79791
cq	92	GLU	ALA	ENGINEERED MUTATION	UNP Q79791
cr	92	GLU	ALA	ENGINEERED MUTATION	UNP Q79791
cs	92	GLU	ALA	ENGINEERED MUTATION	UNP Q79791
ct	92	GLU	ALA	ENGINEERED MUTATION	UNP Q79791
cu	92	GLU	ALA	ENGINEERED MUTATION	UNP Q79791
cv	92	GLU	ALA	ENGINEERED MUTATION	UNP Q79791
cw	92	GLU	ALA	ENGINEERED MUTATION	UNP Q79791
cx	92	GLU	ALA	ENGINEERED MUTATION	UNP Q79791
cy	92	GLU	ALA	ENGINEERED MUTATION	UNP Q79791
cz	92	GLU	ALA	ENGINEERED MUTATION	UNP Q79791
1f	92	GLU	ALA	ENGINEERED MUTATION	UNP Q79791
cA	92	GLU	ALA	ENGINEERED MUTATION	UNP Q79791
cB	92	GLU	ALA	ENGINEERED MUTATION	UNP Q79791
cC	92	GLU	ALA	ENGINEERED MUTATION	UNP Q79791

Continued on next page...

Continued from previous page...

Chain	Residue	Modelled	Actual	Comment	Reference
cD	92	GLU	ALA	ENGINEERED MUTATION	UNP Q79791
cE	92	GLU	ALA	ENGINEERED MUTATION	UNP Q79791
cF	92	GLU	ALA	ENGINEERED MUTATION	UNP Q79791
cG	92	GLU	ALA	ENGINEERED MUTATION	UNP Q79791
cH	92	GLU	ALA	ENGINEERED MUTATION	UNP Q79791
cI	92	GLU	ALA	ENGINEERED MUTATION	UNP Q79791
cJ	92	GLU	ALA	ENGINEERED MUTATION	UNP Q79791
lg	92	GLU	ALA	ENGINEERED MUTATION	UNP Q79791
cK	92	GLU	ALA	ENGINEERED MUTATION	UNP Q79791
cL	92	GLU	ALA	ENGINEERED MUTATION	UNP Q79791
cM	92	GLU	ALA	ENGINEERED MUTATION	UNP Q79791
cN	92	GLU	ALA	ENGINEERED MUTATION	UNP Q79791
cO	92	GLU	ALA	ENGINEERED MUTATION	UNP Q79791
cP	92	GLU	ALA	ENGINEERED MUTATION	UNP Q79791
cQ	92	GLU	ALA	ENGINEERED MUTATION	UNP Q79791
cR	92	GLU	ALA	ENGINEERED MUTATION	UNP Q79791
cS	92	GLU	ALA	ENGINEERED MUTATION	UNP Q79791
cT	92	GLU	ALA	ENGINEERED MUTATION	UNP Q79791
lh	92	GLU	ALA	ENGINEERED MUTATION	UNP Q79791
cU	92	GLU	ALA	ENGINEERED MUTATION	UNP Q79791
cV	92	GLU	ALA	ENGINEERED MUTATION	UNP Q79791
cW	92	GLU	ALA	ENGINEERED MUTATION	UNP Q79791
cX	92	GLU	ALA	ENGINEERED MUTATION	UNP Q79791
cY	92	GLU	ALA	ENGINEERED MUTATION	UNP Q79791
cZ	92	GLU	ALA	ENGINEERED MUTATION	UNP Q79791
d0	92	GLU	ALA	ENGINEERED MUTATION	UNP Q79791
d1	92	GLU	ALA	ENGINEERED MUTATION	UNP Q79791
d2	92	GLU	ALA	ENGINEERED MUTATION	UNP Q79791
d3	92	GLU	ALA	ENGINEERED MUTATION	UNP Q79791
li	92	GLU	ALA	ENGINEERED MUTATION	UNP Q79791
d4	92	GLU	ALA	ENGINEERED MUTATION	UNP Q79791
d5	92	GLU	ALA	ENGINEERED MUTATION	UNP Q79791
d6	92	GLU	ALA	ENGINEERED MUTATION	UNP Q79791
d7	92	GLU	ALA	ENGINEERED MUTATION	UNP Q79791
d8	92	GLU	ALA	ENGINEERED MUTATION	UNP Q79791
d9	92	GLU	ALA	ENGINEERED MUTATION	UNP Q79791
da	92	GLU	ALA	ENGINEERED MUTATION	UNP Q79791
db	92	GLU	ALA	ENGINEERED MUTATION	UNP Q79791
dc	92	GLU	ALA	ENGINEERED MUTATION	UNP Q79791
dd	92	GLU	ALA	ENGINEERED MUTATION	UNP Q79791
lj	92	GLU	ALA	ENGINEERED MUTATION	UNP Q79791
de	92	GLU	ALA	ENGINEERED MUTATION	UNP Q79791

Continued on next page...

Continued from previous page...

Chain	Residue	Modelled	Actual	Comment	Reference
df	92	GLU	ALA	ENGINEERED MUTATION	UNP Q79791
dg	92	GLU	ALA	ENGINEERED MUTATION	UNP Q79791
dh	92	GLU	ALA	ENGINEERED MUTATION	UNP Q79791
di	92	GLU	ALA	ENGINEERED MUTATION	UNP Q79791
dj	92	GLU	ALA	ENGINEERED MUTATION	UNP Q79791
dk	92	GLU	ALA	ENGINEERED MUTATION	UNP Q79791
dl	92	GLU	ALA	ENGINEERED MUTATION	UNP Q79791
dm	92	GLU	ALA	ENGINEERED MUTATION	UNP Q79791
dn	92	GLU	ALA	ENGINEERED MUTATION	UNP Q79791
lk	92	GLU	ALA	ENGINEERED MUTATION	UNP Q79791
do	92	GLU	ALA	ENGINEERED MUTATION	UNP Q79791
dp	92	GLU	ALA	ENGINEERED MUTATION	UNP Q79791
dq	92	GLU	ALA	ENGINEERED MUTATION	UNP Q79791
dr	92	GLU	ALA	ENGINEERED MUTATION	UNP Q79791
ds	92	GLU	ALA	ENGINEERED MUTATION	UNP Q79791
dt	92	GLU	ALA	ENGINEERED MUTATION	UNP Q79791
du	92	GLU	ALA	ENGINEERED MUTATION	UNP Q79791
dv	92	GLU	ALA	ENGINEERED MUTATION	UNP Q79791
dw	92	GLU	ALA	ENGINEERED MUTATION	UNP Q79791
dx	92	GLU	ALA	ENGINEERED MUTATION	UNP Q79791
1l	92	GLU	ALA	ENGINEERED MUTATION	UNP Q79791
dy	92	GLU	ALA	ENGINEERED MUTATION	UNP Q79791
dz	92	GLU	ALA	ENGINEERED MUTATION	UNP Q79791
dA	92	GLU	ALA	ENGINEERED MUTATION	UNP Q79791
dB	92	GLU	ALA	ENGINEERED MUTATION	UNP Q79791
dC	92	GLU	ALA	ENGINEERED MUTATION	UNP Q79791
dD	92	GLU	ALA	ENGINEERED MUTATION	UNP Q79791
dE	92	GLU	ALA	ENGINEERED MUTATION	UNP Q79791
dF	92	GLU	ALA	ENGINEERED MUTATION	UNP Q79791
dG	92	GLU	ALA	ENGINEERED MUTATION	UNP Q79791
dH	92	GLU	ALA	ENGINEERED MUTATION	UNP Q79791
1m	92	GLU	ALA	ENGINEERED MUTATION	UNP Q79791
dI	92	GLU	ALA	ENGINEERED MUTATION	UNP Q79791
dJ	92	GLU	ALA	ENGINEERED MUTATION	UNP Q79791
dK	92	GLU	ALA	ENGINEERED MUTATION	UNP Q79791
dL	92	GLU	ALA	ENGINEERED MUTATION	UNP Q79791
dM	92	GLU	ALA	ENGINEERED MUTATION	UNP Q79791
dN	92	GLU	ALA	ENGINEERED MUTATION	UNP Q79791
dO	92	GLU	ALA	ENGINEERED MUTATION	UNP Q79791
dP	92	GLU	ALA	ENGINEERED MUTATION	UNP Q79791
dQ	92	GLU	ALA	ENGINEERED MUTATION	UNP Q79791
dR	92	GLU	ALA	ENGINEERED MUTATION	UNP Q79791

Continued on next page...

Continued from previous page...

Chain	Residue	Modelled	Actual	Comment	Reference
1n	92	GLU	ALA	ENGINEERED MUTATION	UNP Q79791
dS	92	GLU	ALA	ENGINEERED MUTATION	UNP Q79791
dT	92	GLU	ALA	ENGINEERED MUTATION	UNP Q79791
dU	92	GLU	ALA	ENGINEERED MUTATION	UNP Q79791
dV	92	GLU	ALA	ENGINEERED MUTATION	UNP Q79791
dW	92	GLU	ALA	ENGINEERED MUTATION	UNP Q79791
dX	92	GLU	ALA	ENGINEERED MUTATION	UNP Q79791
dY	92	GLU	ALA	ENGINEERED MUTATION	UNP Q79791
dZ	92	GLU	ALA	ENGINEERED MUTATION	UNP Q79791
e0	92	GLU	ALA	ENGINEERED MUTATION	UNP Q79791
e1	92	GLU	ALA	ENGINEERED MUTATION	UNP Q79791
1o	92	GLU	ALA	ENGINEERED MUTATION	UNP Q79791
e2	92	GLU	ALA	ENGINEERED MUTATION	UNP Q79791
e3	92	GLU	ALA	ENGINEERED MUTATION	UNP Q79791
e4	92	GLU	ALA	ENGINEERED MUTATION	UNP Q79791
e5	92	GLU	ALA	ENGINEERED MUTATION	UNP Q79791
e6	92	GLU	ALA	ENGINEERED MUTATION	UNP Q79791
e7	92	GLU	ALA	ENGINEERED MUTATION	UNP Q79791
e8	92	GLU	ALA	ENGINEERED MUTATION	UNP Q79791
e9	92	GLU	ALA	ENGINEERED MUTATION	UNP Q79791
ea	92	GLU	ALA	ENGINEERED MUTATION	UNP Q79791
eb	92	GLU	ALA	ENGINEERED MUTATION	UNP Q79791
1p	92	GLU	ALA	ENGINEERED MUTATION	UNP Q79791
ec	92	GLU	ALA	ENGINEERED MUTATION	UNP Q79791
ed	92	GLU	ALA	ENGINEERED MUTATION	UNP Q79791
ee	92	GLU	ALA	ENGINEERED MUTATION	UNP Q79791
ef	92	GLU	ALA	ENGINEERED MUTATION	UNP Q79791
eg	92	GLU	ALA	ENGINEERED MUTATION	UNP Q79791
eh	92	GLU	ALA	ENGINEERED MUTATION	UNP Q79791
ei	92	GLU	ALA	ENGINEERED MUTATION	UNP Q79791
ej	92	GLU	ALA	ENGINEERED MUTATION	UNP Q79791
ek	92	GLU	ALA	ENGINEERED MUTATION	UNP Q79791
el	92	GLU	ALA	ENGINEERED MUTATION	UNP Q79791
1q	92	GLU	ALA	ENGINEERED MUTATION	UNP Q79791
em	92	GLU	ALA	ENGINEERED MUTATION	UNP Q79791
en	92	GLU	ALA	ENGINEERED MUTATION	UNP Q79791
eo	92	GLU	ALA	ENGINEERED MUTATION	UNP Q79791
ep	92	GLU	ALA	ENGINEERED MUTATION	UNP Q79791
eq	92	GLU	ALA	ENGINEERED MUTATION	UNP Q79791
er	92	GLU	ALA	ENGINEERED MUTATION	UNP Q79791
es	92	GLU	ALA	ENGINEERED MUTATION	UNP Q79791
et	92	GLU	ALA	ENGINEERED MUTATION	UNP Q79791

Continued on next page...

Continued from previous page...

Chain	Residue	Modelled	Actual	Comment	Reference
eu	92	GLU	ALA	ENGINEERED MUTATION	UNP Q79791
ev	92	GLU	ALA	ENGINEERED MUTATION	UNP Q79791
lr	92	GLU	ALA	ENGINEERED MUTATION	UNP Q79791
ew	92	GLU	ALA	ENGINEERED MUTATION	UNP Q79791
ex	92	GLU	ALA	ENGINEERED MUTATION	UNP Q79791
ey	92	GLU	ALA	ENGINEERED MUTATION	UNP Q79791
ez	92	GLU	ALA	ENGINEERED MUTATION	UNP Q79791
eA	92	GLU	ALA	ENGINEERED MUTATION	UNP Q79791
eB	92	GLU	ALA	ENGINEERED MUTATION	UNP Q79791
eC	92	GLU	ALA	ENGINEERED MUTATION	UNP Q79791
eD	92	GLU	ALA	ENGINEERED MUTATION	UNP Q79791
eE	92	GLU	ALA	ENGINEERED MUTATION	UNP Q79791
eF	92	GLU	ALA	ENGINEERED MUTATION	UNP Q79791
ls	92	GLU	ALA	ENGINEERED MUTATION	UNP Q79791
eG	92	GLU	ALA	ENGINEERED MUTATION	UNP Q79791
eH	92	GLU	ALA	ENGINEERED MUTATION	UNP Q79791
eI	92	GLU	ALA	ENGINEERED MUTATION	UNP Q79791
eJ	92	GLU	ALA	ENGINEERED MUTATION	UNP Q79791
eK	92	GLU	ALA	ENGINEERED MUTATION	UNP Q79791
eL	92	GLU	ALA	ENGINEERED MUTATION	UNP Q79791
eM	92	GLU	ALA	ENGINEERED MUTATION	UNP Q79791
eN	92	GLU	ALA	ENGINEERED MUTATION	UNP Q79791
eO	92	GLU	ALA	ENGINEERED MUTATION	UNP Q79791
eP	92	GLU	ALA	ENGINEERED MUTATION	UNP Q79791
lt	92	GLU	ALA	ENGINEERED MUTATION	UNP Q79791
eQ	92	GLU	ALA	ENGINEERED MUTATION	UNP Q79791
eR	92	GLU	ALA	ENGINEERED MUTATION	UNP Q79791
eS	92	GLU	ALA	ENGINEERED MUTATION	UNP Q79791
eT	92	GLU	ALA	ENGINEERED MUTATION	UNP Q79791
eU	92	GLU	ALA	ENGINEERED MUTATION	UNP Q79791
eV	92	GLU	ALA	ENGINEERED MUTATION	UNP Q79791
eW	92	GLU	ALA	ENGINEERED MUTATION	UNP Q79791
eX	92	GLU	ALA	ENGINEERED MUTATION	UNP Q79791
eY	92	GLU	ALA	ENGINEERED MUTATION	UNP Q79791
eZ	92	GLU	ALA	ENGINEERED MUTATION	UNP Q79791
lu	92	GLU	ALA	ENGINEERED MUTATION	UNP Q79791
f0	92	GLU	ALA	ENGINEERED MUTATION	UNP Q79791
f1	92	GLU	ALA	ENGINEERED MUTATION	UNP Q79791
f2	92	GLU	ALA	ENGINEERED MUTATION	UNP Q79791
f3	92	GLU	ALA	ENGINEERED MUTATION	UNP Q79791
f4	92	GLU	ALA	ENGINEERED MUTATION	UNP Q79791
f5	92	GLU	ALA	ENGINEERED MUTATION	UNP Q79791

Continued on next page...

Continued from previous page...

Chain	Residue	Modelled	Actual	Comment	Reference
f6	92	GLU	ALA	ENGINEERED MUTATION	UNP Q79791
f7	92	GLU	ALA	ENGINEERED MUTATION	UNP Q79791
f8	92	GLU	ALA	ENGINEERED MUTATION	UNP Q79791
f9	92	GLU	ALA	ENGINEERED MUTATION	UNP Q79791
1v	92	GLU	ALA	ENGINEERED MUTATION	UNP Q79791
fa	92	GLU	ALA	ENGINEERED MUTATION	UNP Q79791
fb	92	GLU	ALA	ENGINEERED MUTATION	UNP Q79791
fc	92	GLU	ALA	ENGINEERED MUTATION	UNP Q79791
fd	92	GLU	ALA	ENGINEERED MUTATION	UNP Q79791
fe	92	GLU	ALA	ENGINEERED MUTATION	UNP Q79791
ff	92	GLU	ALA	ENGINEERED MUTATION	UNP Q79791
fg	92	GLU	ALA	ENGINEERED MUTATION	UNP Q79791
fh	92	GLU	ALA	ENGINEERED MUTATION	UNP Q79791
fi	92	GLU	ALA	ENGINEERED MUTATION	UNP Q79791
fj	92	GLU	ALA	ENGINEERED MUTATION	UNP Q79791
1w	92	GLU	ALA	ENGINEERED MUTATION	UNP Q79791
fk	92	GLU	ALA	ENGINEERED MUTATION	UNP Q79791
fl	92	GLU	ALA	ENGINEERED MUTATION	UNP Q79791
fm	92	GLU	ALA	ENGINEERED MUTATION	UNP Q79791
fn	92	GLU	ALA	ENGINEERED MUTATION	UNP Q79791
fo	92	GLU	ALA	ENGINEERED MUTATION	UNP Q79791
fp	92	GLU	ALA	ENGINEERED MUTATION	UNP Q79791
fq	92	GLU	ALA	ENGINEERED MUTATION	UNP Q79791
fr	92	GLU	ALA	ENGINEERED MUTATION	UNP Q79791
fs	92	GLU	ALA	ENGINEERED MUTATION	UNP Q79791
ft	92	GLU	ALA	ENGINEERED MUTATION	UNP Q79791
1x	92	GLU	ALA	ENGINEERED MUTATION	UNP Q79791
fu	92	GLU	ALA	ENGINEERED MUTATION	UNP Q79791
fv	92	GLU	ALA	ENGINEERED MUTATION	UNP Q79791
fw	92	GLU	ALA	ENGINEERED MUTATION	UNP Q79791
fx	92	GLU	ALA	ENGINEERED MUTATION	UNP Q79791
fy	92	GLU	ALA	ENGINEERED MUTATION	UNP Q79791
fz	92	GLU	ALA	ENGINEERED MUTATION	UNP Q79791
fA	92	GLU	ALA	ENGINEERED MUTATION	UNP Q79791
fB	92	GLU	ALA	ENGINEERED MUTATION	UNP Q79791
fC	92	GLU	ALA	ENGINEERED MUTATION	UNP Q79791
fD	92	GLU	ALA	ENGINEERED MUTATION	UNP Q79791
1y	92	GLU	ALA	ENGINEERED MUTATION	UNP Q79791
fE	92	GLU	ALA	ENGINEERED MUTATION	UNP Q79791
fF	92	GLU	ALA	ENGINEERED MUTATION	UNP Q79791
fG	92	GLU	ALA	ENGINEERED MUTATION	UNP Q79791
fH	92	GLU	ALA	ENGINEERED MUTATION	UNP Q79791

Continued on next page...

Continued from previous page...

Chain	Residue	Modelled	Actual	Comment	Reference
fI	92	GLU	ALA	ENGINEERED MUTATION	UNP Q79791
fJ	92	GLU	ALA	ENGINEERED MUTATION	UNP Q79791
fK	92	GLU	ALA	ENGINEERED MUTATION	UNP Q79791
fL	92	GLU	ALA	ENGINEERED MUTATION	UNP Q79791
fM	92	GLU	ALA	ENGINEERED MUTATION	UNP Q79791
fN	92	GLU	ALA	ENGINEERED MUTATION	UNP Q79791
lZ	92	GLU	ALA	ENGINEERED MUTATION	UNP Q79791
fO	92	GLU	ALA	ENGINEERED MUTATION	UNP Q79791
fP	92	GLU	ALA	ENGINEERED MUTATION	UNP Q79791
fQ	92	GLU	ALA	ENGINEERED MUTATION	UNP Q79791
fR	92	GLU	ALA	ENGINEERED MUTATION	UNP Q79791
fS	92	GLU	ALA	ENGINEERED MUTATION	UNP Q79791
fT	92	GLU	ALA	ENGINEERED MUTATION	UNP Q79791
fU	92	GLU	ALA	ENGINEERED MUTATION	UNP Q79791
fV	92	GLU	ALA	ENGINEERED MUTATION	UNP Q79791
fW	92	GLU	ALA	ENGINEERED MUTATION	UNP Q79791
fX	92	GLU	ALA	ENGINEERED MUTATION	UNP Q79791
1A	92	GLU	ALA	ENGINEERED MUTATION	UNP Q79791
fY	92	GLU	ALA	ENGINEERED MUTATION	UNP Q79791
fZ	92	GLU	ALA	ENGINEERED MUTATION	UNP Q79791
g0	92	GLU	ALA	ENGINEERED MUTATION	UNP Q79791
g1	92	GLU	ALA	ENGINEERED MUTATION	UNP Q79791
g2	92	GLU	ALA	ENGINEERED MUTATION	UNP Q79791
g3	92	GLU	ALA	ENGINEERED MUTATION	UNP Q79791
g4	92	GLU	ALA	ENGINEERED MUTATION	UNP Q79791
g5	92	GLU	ALA	ENGINEERED MUTATION	UNP Q79791
g6	92	GLU	ALA	ENGINEERED MUTATION	UNP Q79791
g7	92	GLU	ALA	ENGINEERED MUTATION	UNP Q79791
1B	92	GLU	ALA	ENGINEERED MUTATION	UNP Q79791
0	92	GLU	ALA	ENGINEERED MUTATION	UNP Q79791
a	92	GLU	ALA	ENGINEERED MUTATION	UNP Q79791
b	92	GLU	ALA	ENGINEERED MUTATION	UNP Q79791
c	92	GLU	ALA	ENGINEERED MUTATION	UNP Q79791
d	92	GLU	ALA	ENGINEERED MUTATION	UNP Q79791
e	92	GLU	ALA	ENGINEERED MUTATION	UNP Q79791
f	92	GLU	ALA	ENGINEERED MUTATION	UNP Q79791
g	92	GLU	ALA	ENGINEERED MUTATION	UNP Q79791
h	92	GLU	ALA	ENGINEERED MUTATION	UNP Q79791
i	92	GLU	ALA	ENGINEERED MUTATION	UNP Q79791
j	92	GLU	ALA	ENGINEERED MUTATION	UNP Q79791
l	92	GLU	ALA	ENGINEERED MUTATION	UNP Q79791
k	92	GLU	ALA	ENGINEERED MUTATION	UNP Q79791

Continued on next page...

Continued from previous page...

Chain	Residue	Modelled	Actual	Comment	Reference
l	92	GLU	ALA	ENGINEERED MUTATION	UNP Q79791
m	92	GLU	ALA	ENGINEERED MUTATION	UNP Q79791
n	92	GLU	ALA	ENGINEERED MUTATION	UNP Q79791
o	92	GLU	ALA	ENGINEERED MUTATION	UNP Q79791
p	92	GLU	ALA	ENGINEERED MUTATION	UNP Q79791
q	92	GLU	ALA	ENGINEERED MUTATION	UNP Q79791
r	92	GLU	ALA	ENGINEERED MUTATION	UNP Q79791
s	92	GLU	ALA	ENGINEERED MUTATION	UNP Q79791
t	92	GLU	ALA	ENGINEERED MUTATION	UNP Q79791
2	92	GLU	ALA	ENGINEERED MUTATION	UNP Q79791
u	92	GLU	ALA	ENGINEERED MUTATION	UNP Q79791
v	92	GLU	ALA	ENGINEERED MUTATION	UNP Q79791
w	92	GLU	ALA	ENGINEERED MUTATION	UNP Q79791
x	92	GLU	ALA	ENGINEERED MUTATION	UNP Q79791
y	92	GLU	ALA	ENGINEERED MUTATION	UNP Q79791
z	92	GLU	ALA	ENGINEERED MUTATION	UNP Q79791
A	92	GLU	ALA	ENGINEERED MUTATION	UNP Q79791
B	92	GLU	ALA	ENGINEERED MUTATION	UNP Q79791
C	92	GLU	ALA	ENGINEERED MUTATION	UNP Q79791
D	92	GLU	ALA	ENGINEERED MUTATION	UNP Q79791
3	92	GLU	ALA	ENGINEERED MUTATION	UNP Q79791
E	92	GLU	ALA	ENGINEERED MUTATION	UNP Q79791
F	92	GLU	ALA	ENGINEERED MUTATION	UNP Q79791
G	92	GLU	ALA	ENGINEERED MUTATION	UNP Q79791
H	92	GLU	ALA	ENGINEERED MUTATION	UNP Q79791
I	92	GLU	ALA	ENGINEERED MUTATION	UNP Q79791
J	92	GLU	ALA	ENGINEERED MUTATION	UNP Q79791
K	92	GLU	ALA	ENGINEERED MUTATION	UNP Q79791
L	92	GLU	ALA	ENGINEERED MUTATION	UNP Q79791
M	92	GLU	ALA	ENGINEERED MUTATION	UNP Q79791
N	92	GLU	ALA	ENGINEERED MUTATION	UNP Q79791
4	92	GLU	ALA	ENGINEERED MUTATION	UNP Q79791
O	92	GLU	ALA	ENGINEERED MUTATION	UNP Q79791
P	92	GLU	ALA	ENGINEERED MUTATION	UNP Q79791
Q	92	GLU	ALA	ENGINEERED MUTATION	UNP Q79791
R	92	GLU	ALA	ENGINEERED MUTATION	UNP Q79791
S	92	GLU	ALA	ENGINEERED MUTATION	UNP Q79791
T	92	GLU	ALA	ENGINEERED MUTATION	UNP Q79791
U	92	GLU	ALA	ENGINEERED MUTATION	UNP Q79791
V	92	GLU	ALA	ENGINEERED MUTATION	UNP Q79791
W	92	GLU	ALA	ENGINEERED MUTATION	UNP Q79791
X	92	GLU	ALA	ENGINEERED MUTATION	UNP Q79791

Continued on next page...


Continued from previous page...

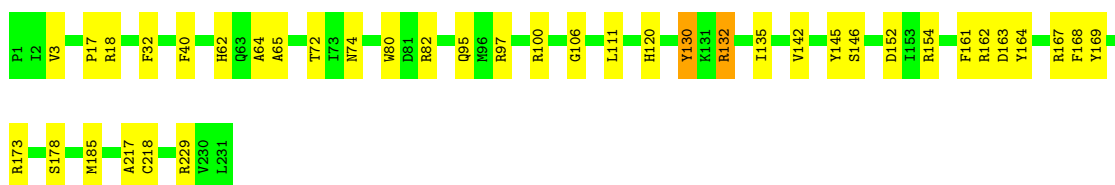
Chain	Residue	Modelled	Actual	Comment	Reference
5	92	GLU	ALA	ENGINEERED MUTATION	UNP Q79791
6	92	GLU	ALA	ENGINEERED MUTATION	UNP Q79791
7	92	GLU	ALA	ENGINEERED MUTATION	UNP Q79791
8	92	GLU	ALA	ENGINEERED MUTATION	UNP Q79791
9	92	GLU	ALA	ENGINEERED MUTATION	UNP Q79791

3 Residue-property plots [i](#)


These plots are drawn for all protein, RNA, DNA and oligosaccharide chains in the entry. The first graphic for a chain summarises the proportions of the various outlier classes displayed in the second graphic. The second graphic shows the sequence view annotated by issues in geometry. Residues are color-coded according to the number of geometric quality criteria for which they contain at least one outlier: green = 0, yellow = 1, orange = 2 and red = 3 or more. Stretches of 2 or more consecutive residues without any outlier are shown as a green connector. Residues present in the sample, but not in the model, are shown in grey.

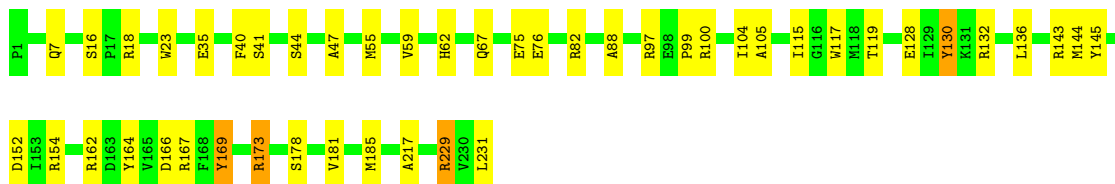
- Molecule 1: capsid protein

Chain g8:  83% 16% .




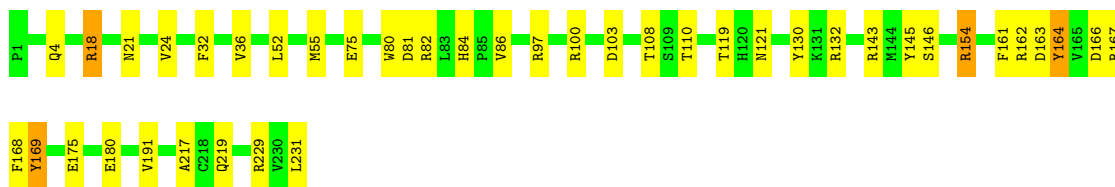
- Molecule 1: capsid protein

Chain g9:  80% 18% .




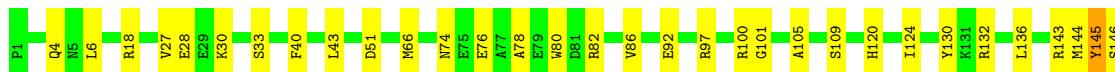
- Molecule 1: capsid protein

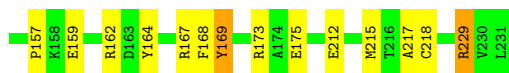
Chain ga:  82% 16% .



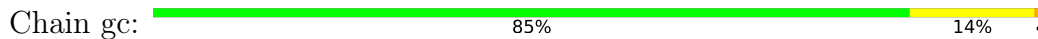
- Molecule 1: capsid protein

Chain gb:  80% 19% .

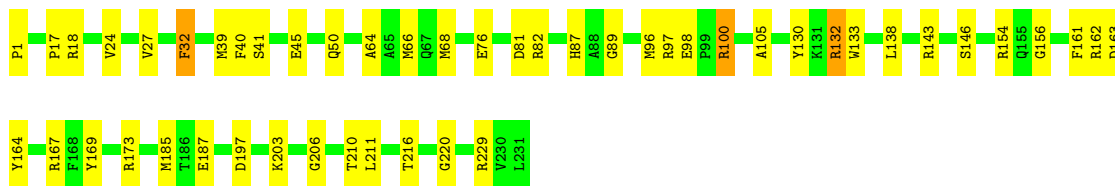
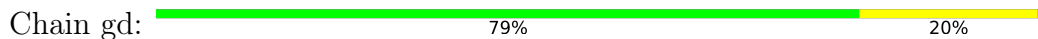




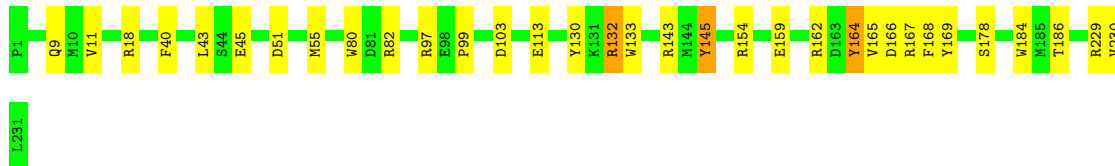
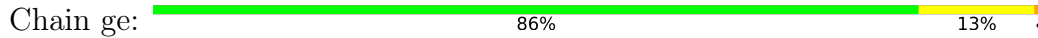
• Molecule 1: capsid protein



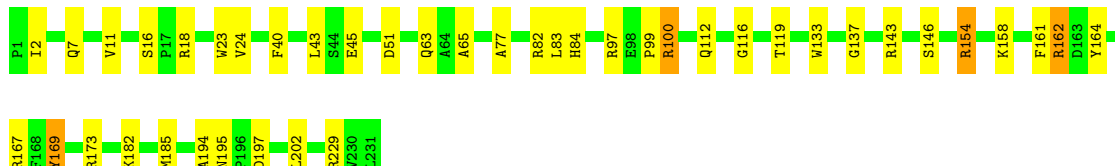
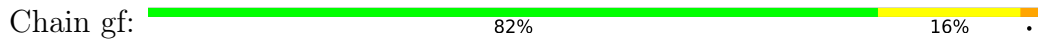
• Molecule 1: capsid protein



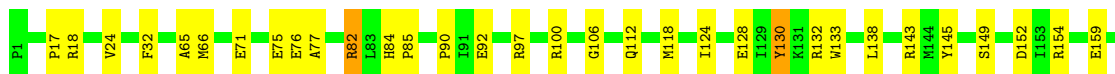
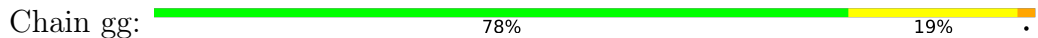
• Molecule 1: capsid protein



• Molecule 1: capsid protein

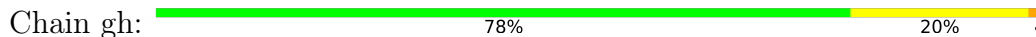


• Molecule 1: capsid protein

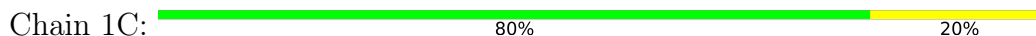




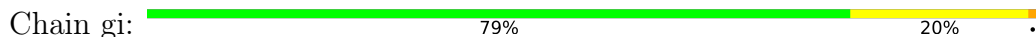
• Molecule 1: capsid protein



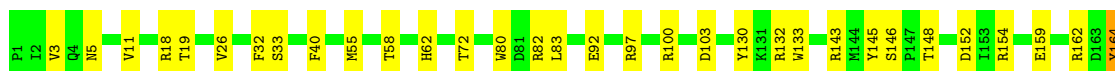
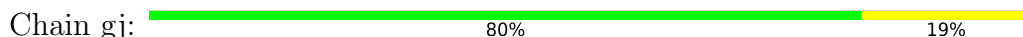
• Molecule 1: capsid protein



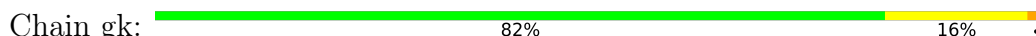
• Molecule 1: capsid protein

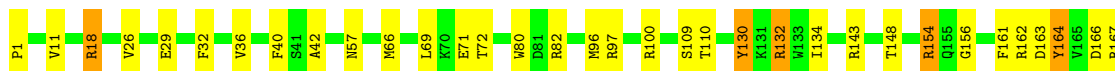


• Molecule 1: capsid protein

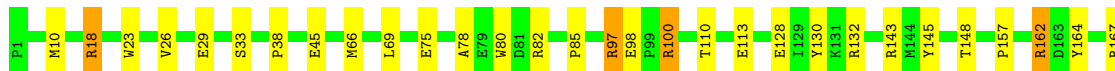
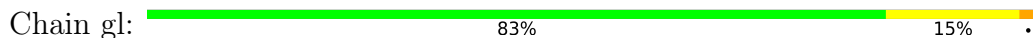


• Molecule 1: capsid protein

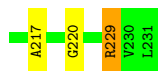
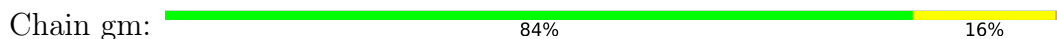




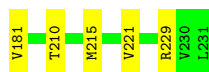
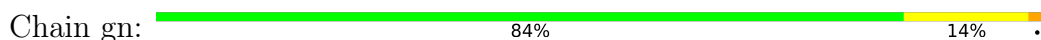
• Molecule 1: capsid protein



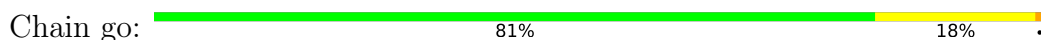
• Molecule 1: capsid protein




• Molecule 1: capsid protein

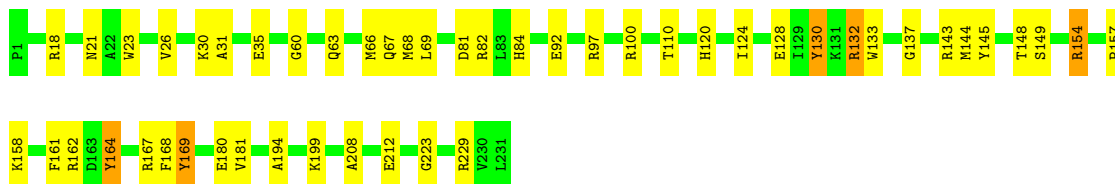


• Molecule 1: capsid protein




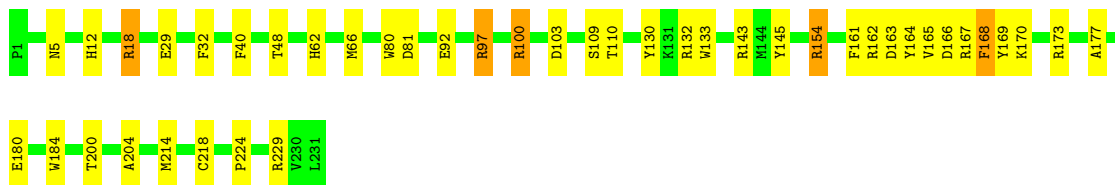
• Molecule 1: capsid protein

Chain gp:  79% 19%




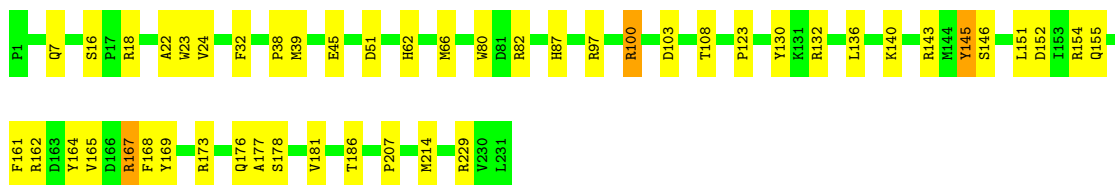
• Molecule 1: capsid protein

Chain gq:  81% 16%




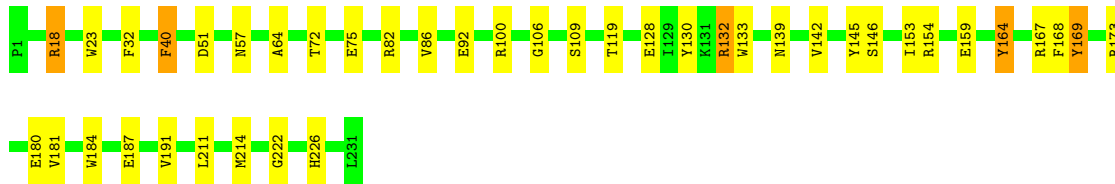
• Molecule 1: capsid protein

Chain gr:  79% 19%




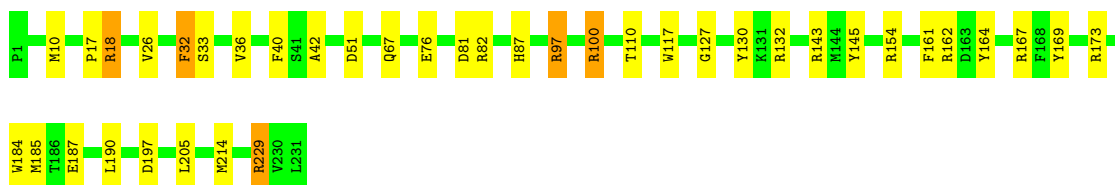
• Molecule 1: capsid protein

Chain 1D:  82% 16%

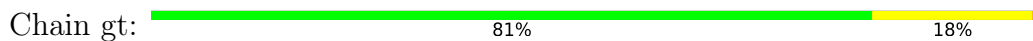


• Molecule 1: capsid protein

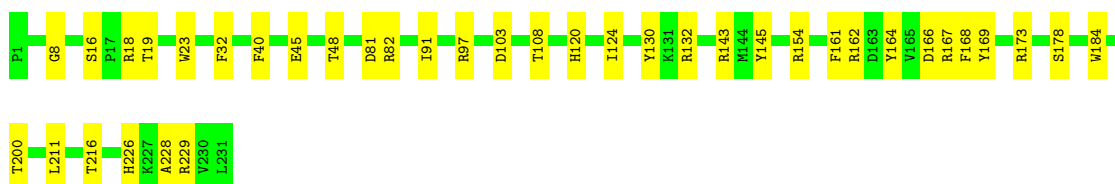
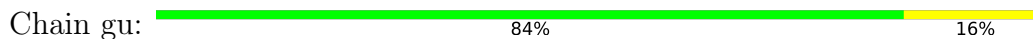
Chain gs:  83% 15%



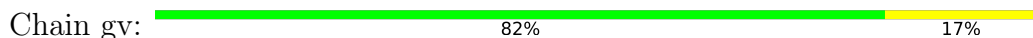
• Molecule 1: capsid protein



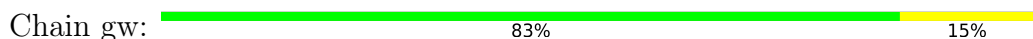
• Molecule 1: capsid protein



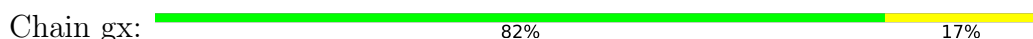
• Molecule 1: capsid protein



• Molecule 1: capsid protein

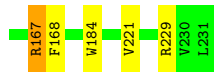
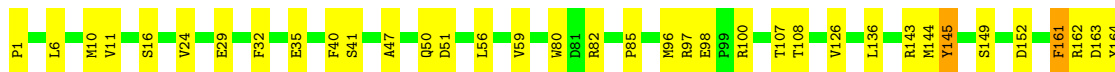
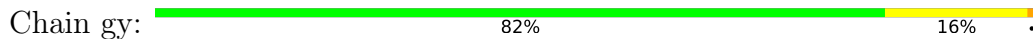


• Molecule 1: capsid protein

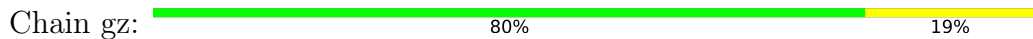




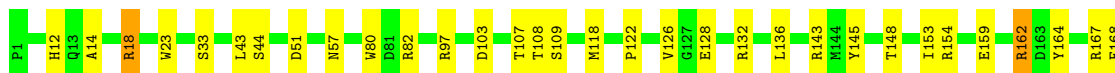
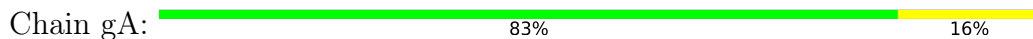
• Molecule 1: capsid protein



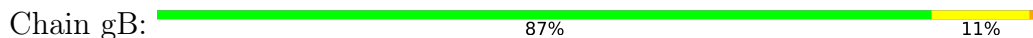
• Molecule 1: capsid protein



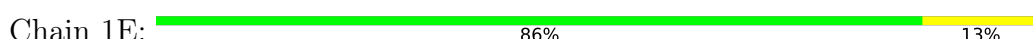
• Molecule 1: capsid protein



• Molecule 1: capsid protein

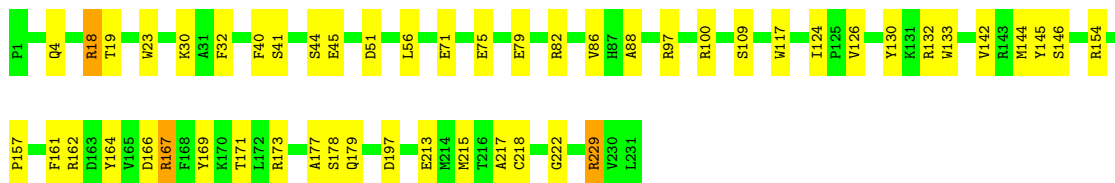
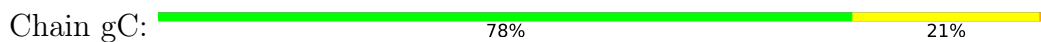


• Molecule 1: capsid protein

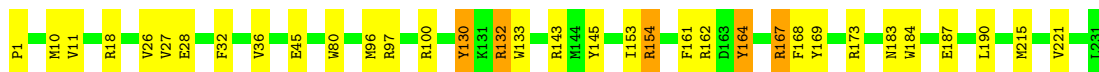
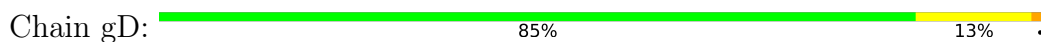


L231

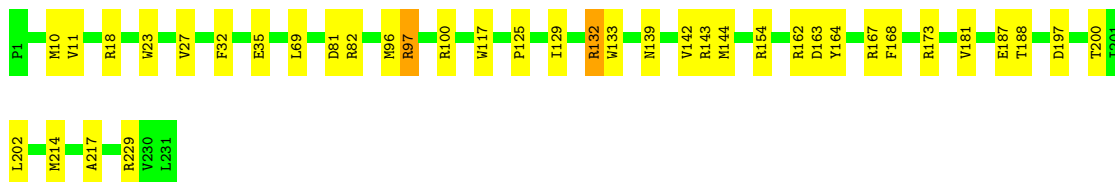
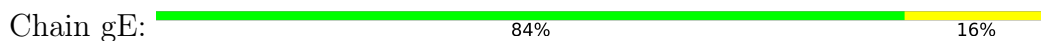
- Molecule 1: capsid protein



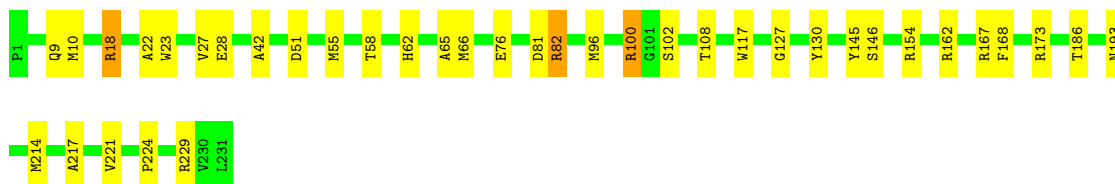
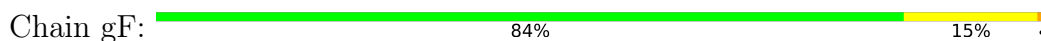
- Molecule 1: capsid protein



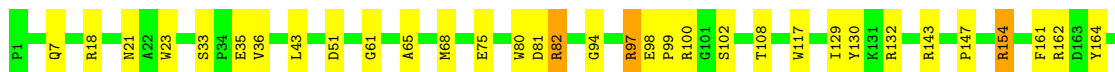
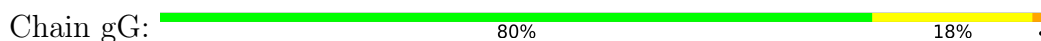
- Molecule 1: capsid protein



- Molecule 1: capsid protein

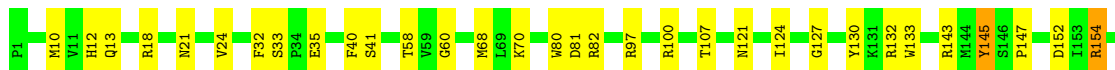
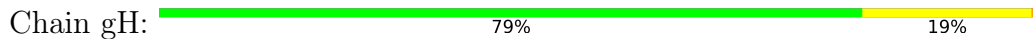


- Molecule 1: capsid protein

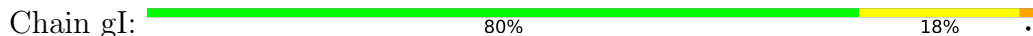




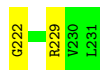
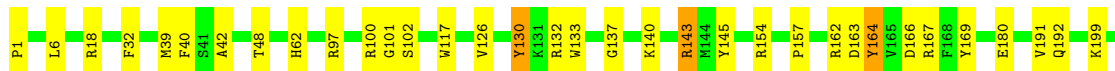
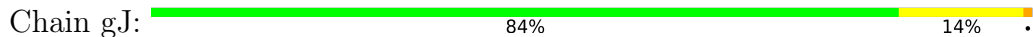
• Molecule 1: capsid protein



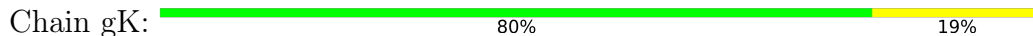
• Molecule 1: capsid protein



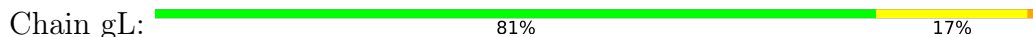
• Molecule 1: capsid protein

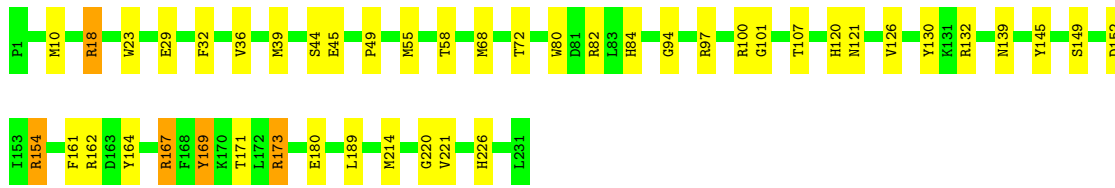


• Molecule 1: capsid protein

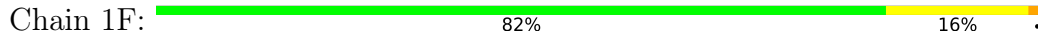


• Molecule 1: capsid protein

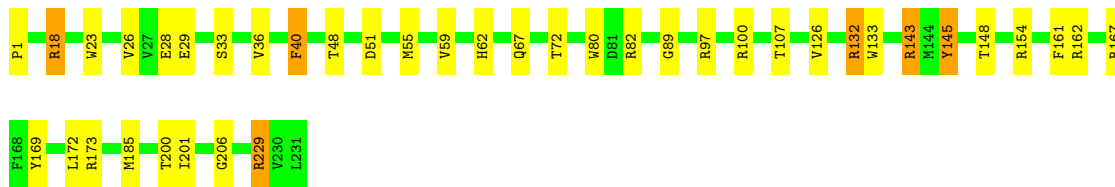
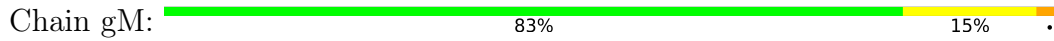




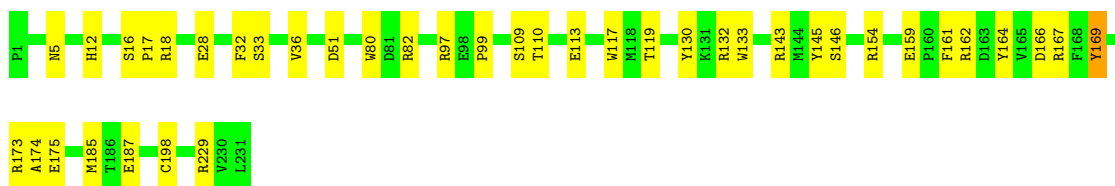
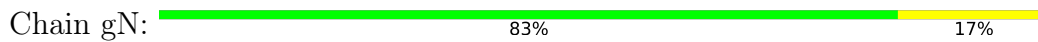
• Molecule 1: capsid protein



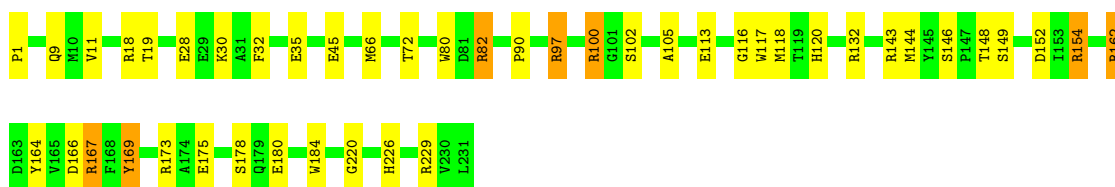
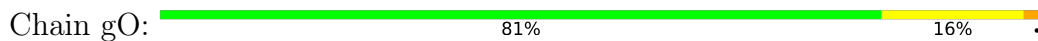
• Molecule 1: capsid protein




• Molecule 1: capsid protein



• Molecule 1: capsid protein




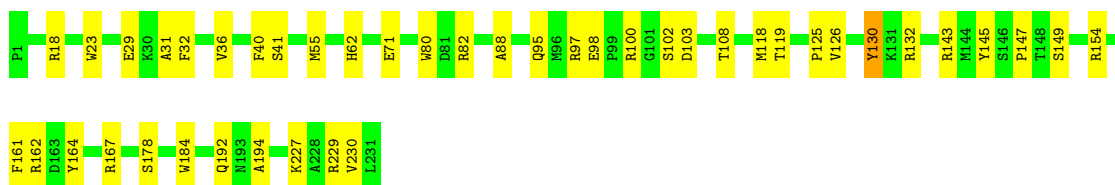
• Molecule 1: capsid protein

Chain gP:  83% 16%




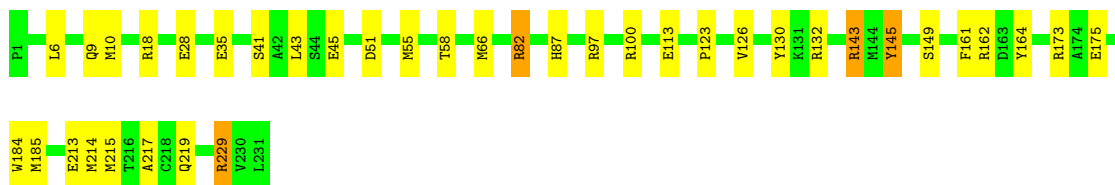
• Molecule 1: capsid protein

Chain gQ:  81% 18%




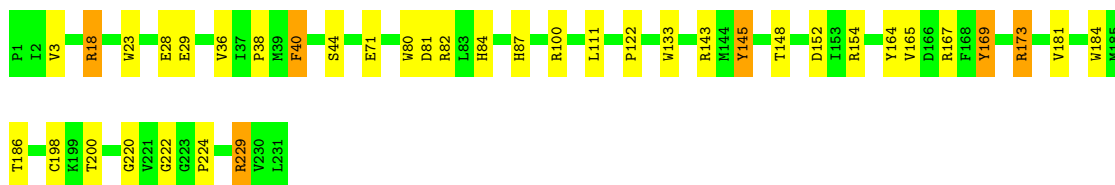
• Molecule 1: capsid protein

Chain gR:  84% 15%




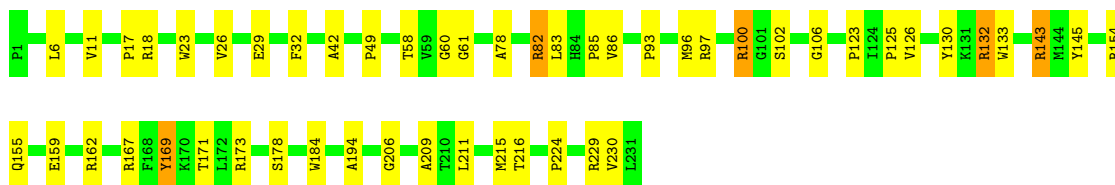
• Molecule 1: capsid protein

Chain gS:  84% 14%




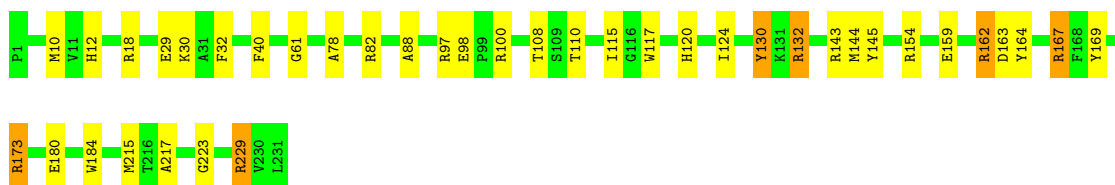
• Molecule 1: capsid protein

Chain gT:  78% 20%




• Molecule 1: capsid protein

Chain gU:  83% 14%




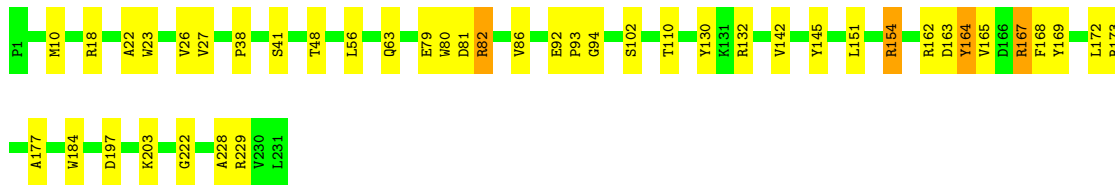
• Molecule 1: capsid protein

Chain gV:  84% 16%




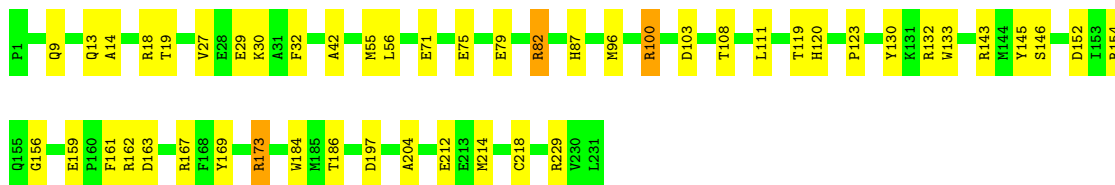
• Molecule 1: capsid protein

Chain 1G:  81% 17%




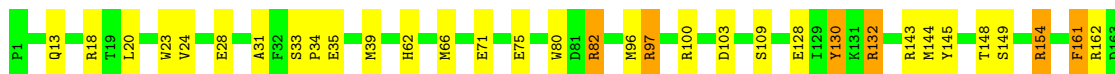
• Molecule 1: capsid protein

Chain gW:  79% 20%



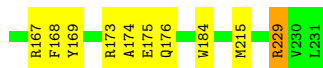
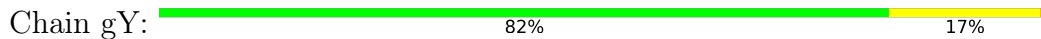
• Molecule 1: capsid protein

Chain gX:  80% 17%

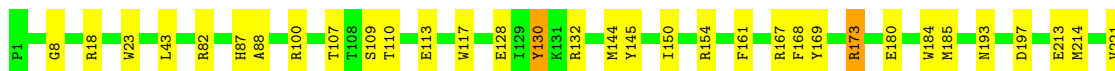
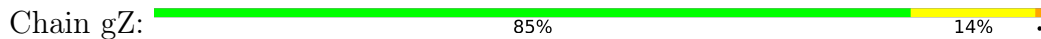





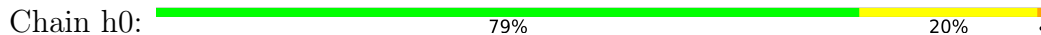
- Molecule 1: capsid protein



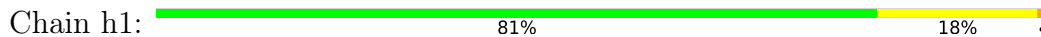
- Molecule 1: capsid protein



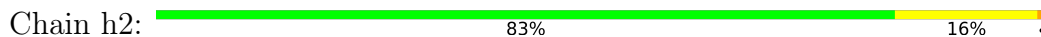
- Molecule 1: capsid protein



- Molecule 1: capsid protein

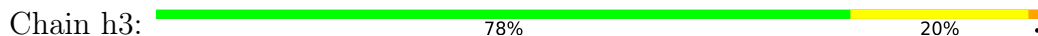


- Molecule 1: capsid protein


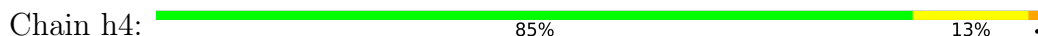




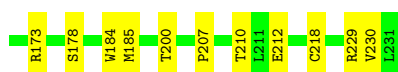
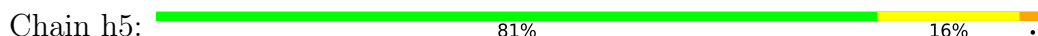
• Molecule 1: capsid protein



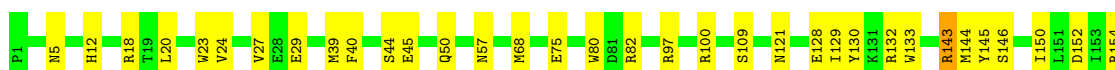
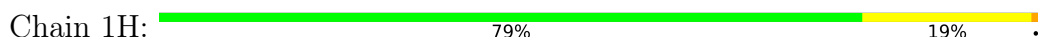
• Molecule 1: capsid protein



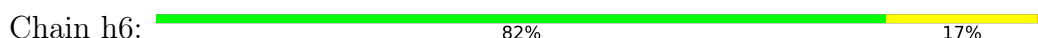
• Molecule 1: capsid protein

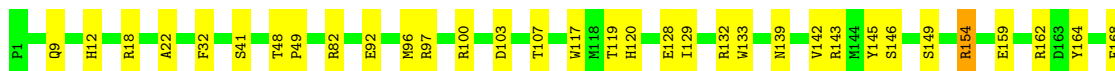


• Molecule 1: capsid protein

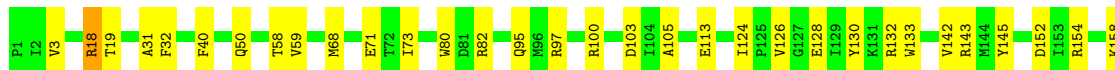
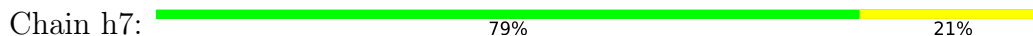


• Molecule 1: capsid protein

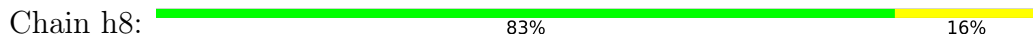




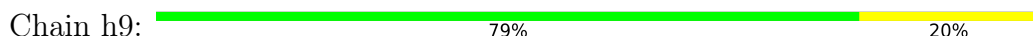
• Molecule 1: capsid protein



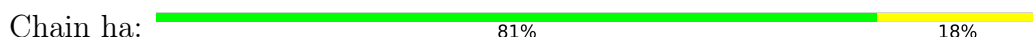
• Molecule 1: capsid protein



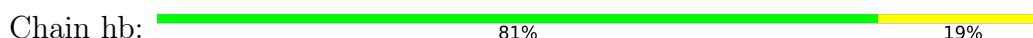
• Molecule 1: capsid protein

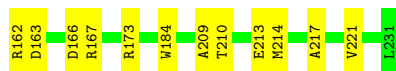
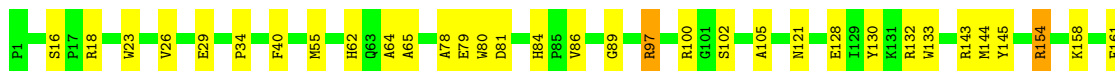


• Molecule 1: capsid protein

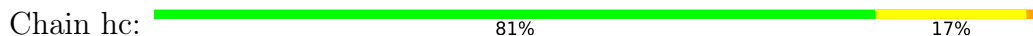


• Molecule 1: capsid protein





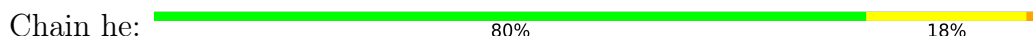
• Molecule 1: capsid protein



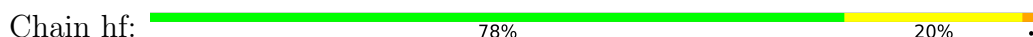
• Molecule 1: capsid protein



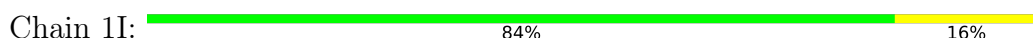
• Molecule 1: capsid protein

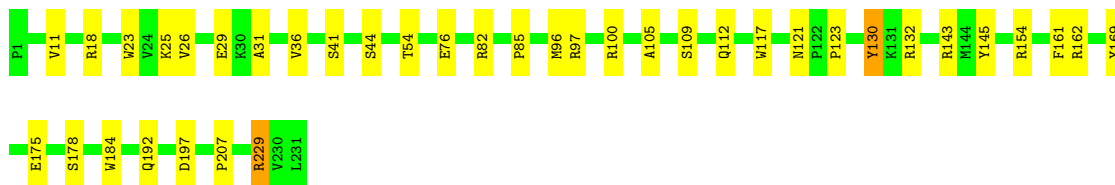


• Molecule 1: capsid protein

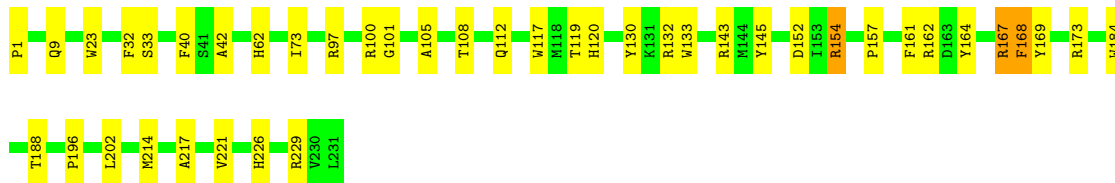
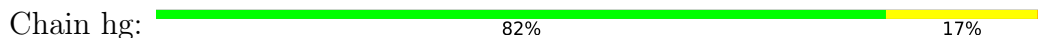


• Molecule 1: capsid protein

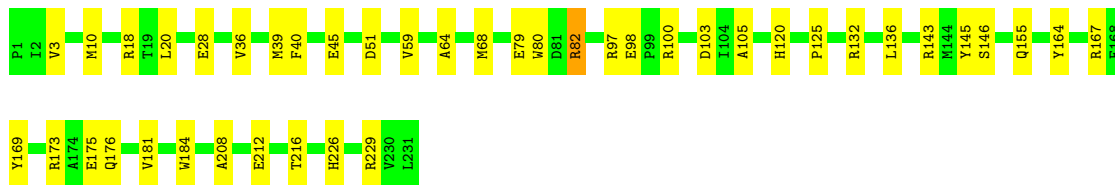
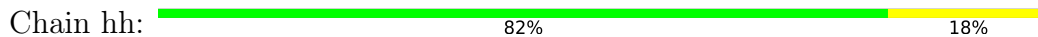




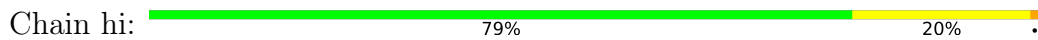
• Molecule 1: capsid protein



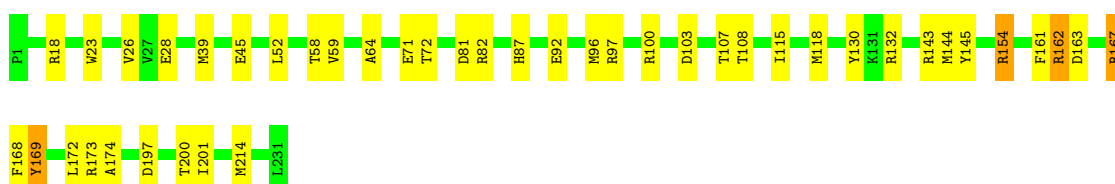
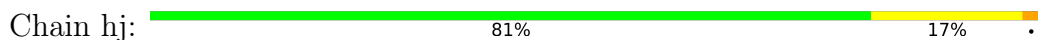
• Molecule 1: capsid protein




• Molecule 1: capsid protein

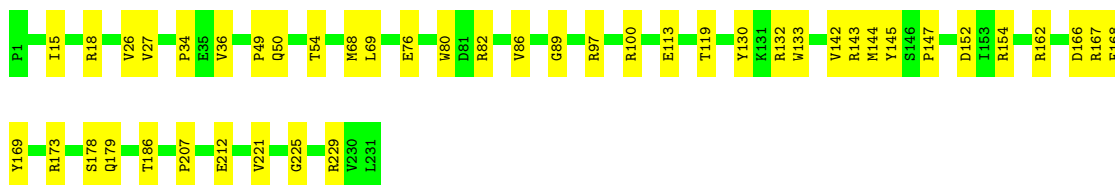


• Molecule 1: capsid protein




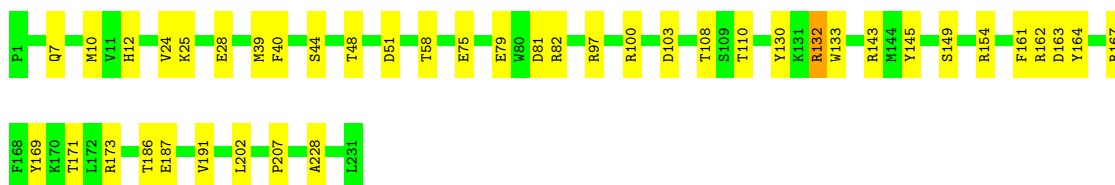
• Molecule 1: capsid protein

Chain hk:  81% 19%




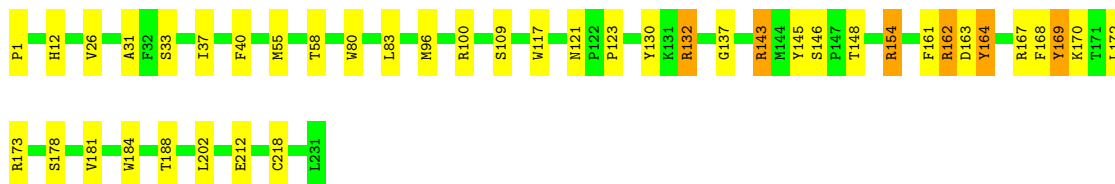
- Molecule 1: capsid protein

Chain hl:  82% 18%




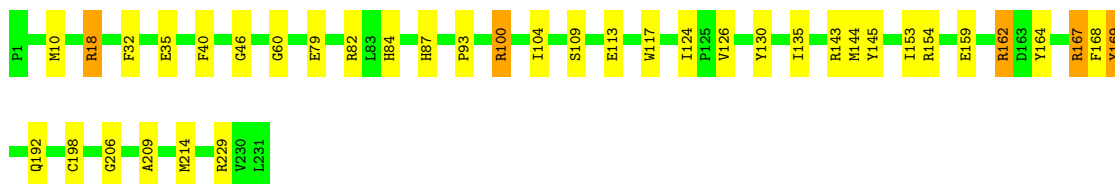
- Molecule 1: capsid protein

Chain hm:  82% 16% .




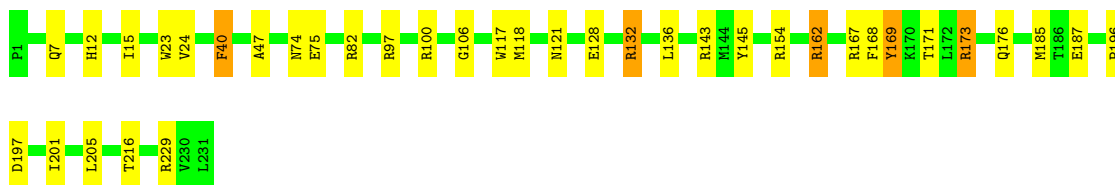
- Molecule 1: capsid protein

Chain hn:  84% 14% .




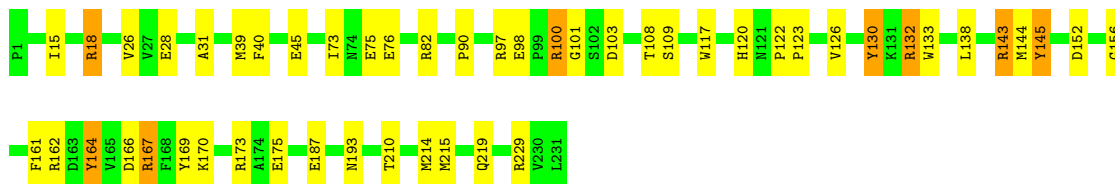
- Molecule 1: capsid protein

Chain ho:  84% 14% .




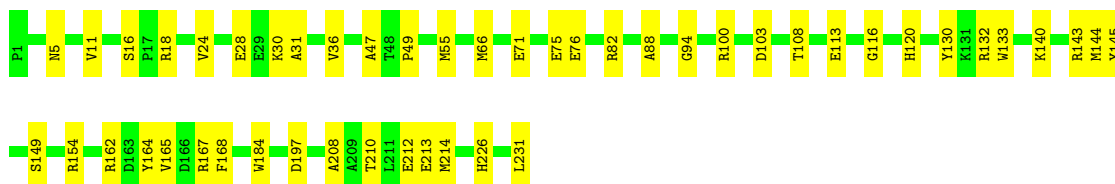
- Molecule 1: capsid protein

Chain hp:  78% 18%




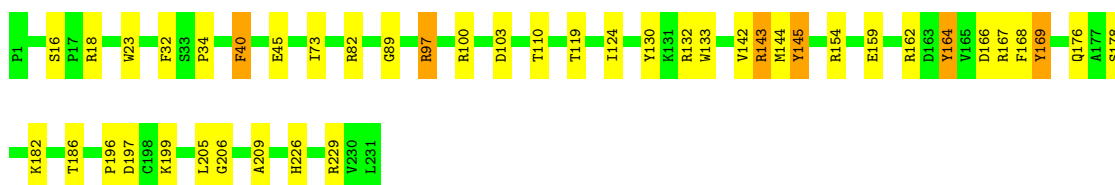
- Molecule 1: capsid protein

Chain 1J:  79% 21%




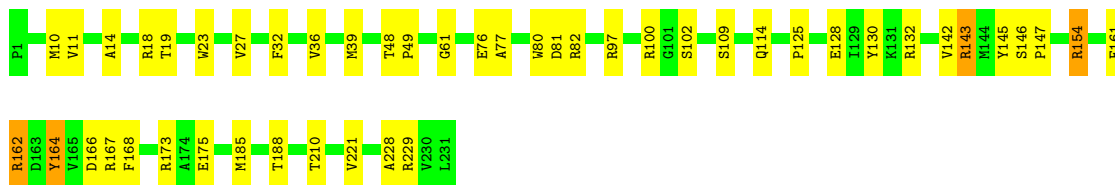
- Molecule 1: capsid protein

Chain hq:  81% 16%




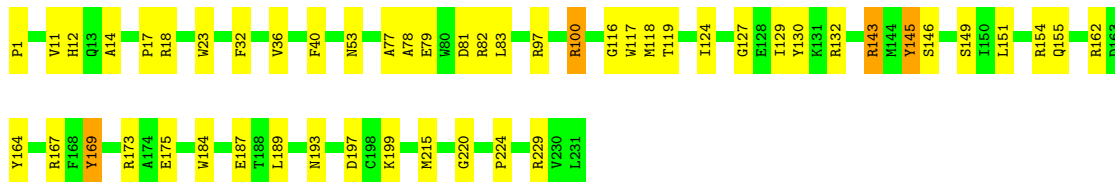
- Molecule 1: capsid protein

Chain hr:  80% 19%

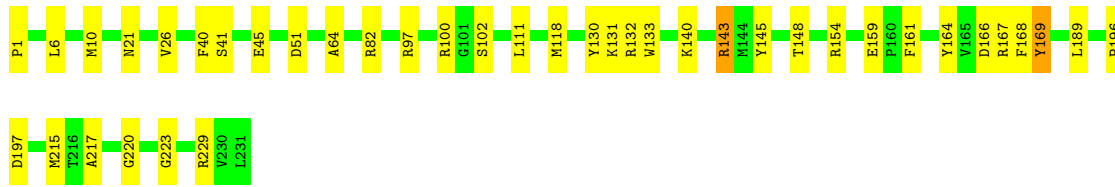
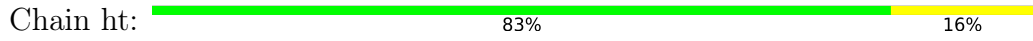


- Molecule 1: capsid protein

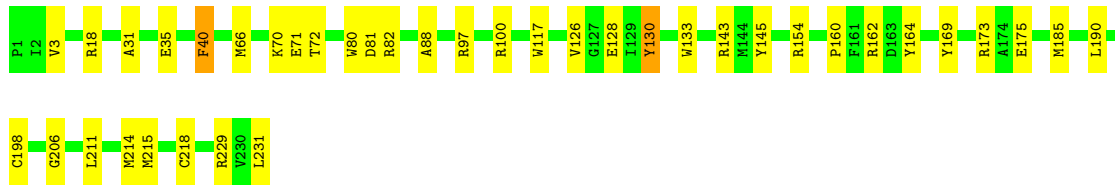
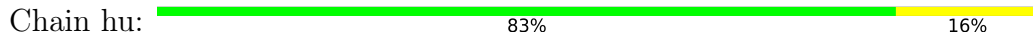
Chain hs:  78% 20%



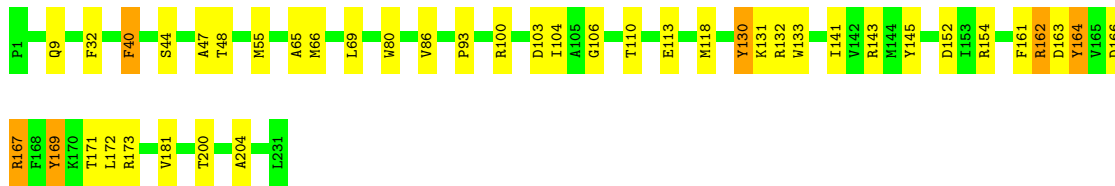
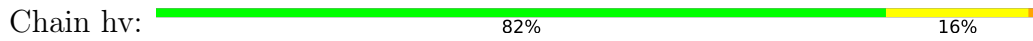
- Molecule 1: capsid protein



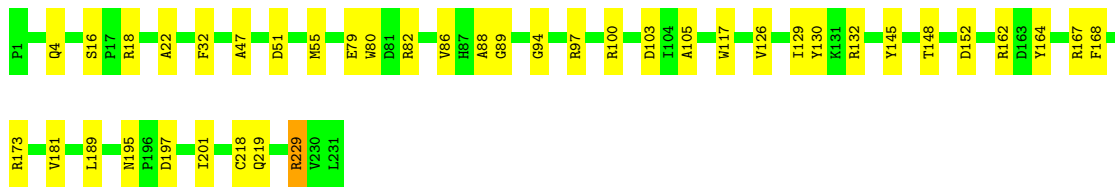
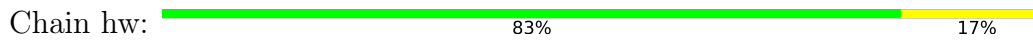
• Molecule 1: capsid protein



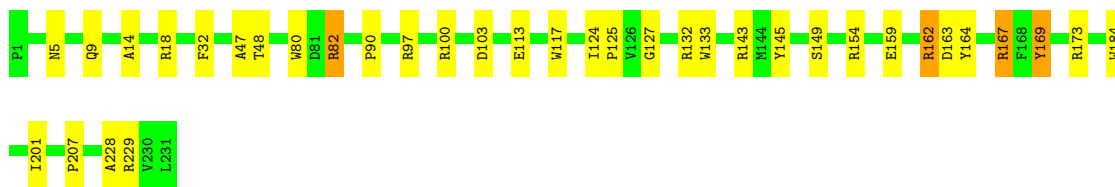
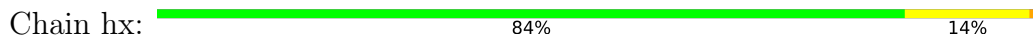
• Molecule 1: capsid protein



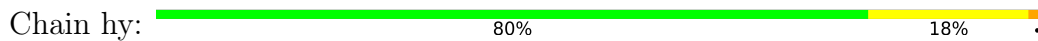
• Molecule 1: capsid protein



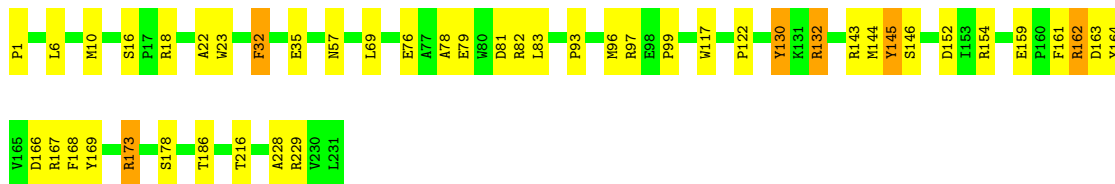
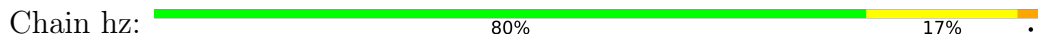
• Molecule 1: capsid protein



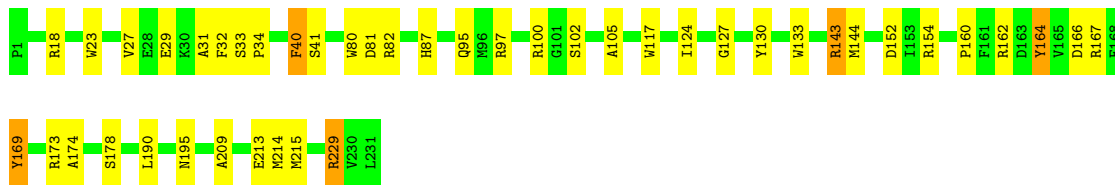
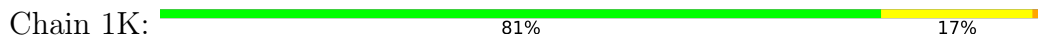
• Molecule 1: capsid protein



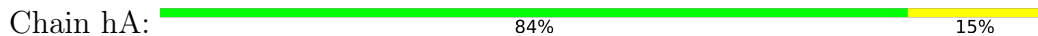
• Molecule 1: capsid protein



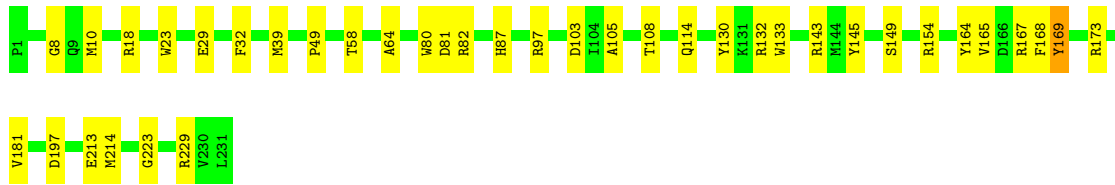
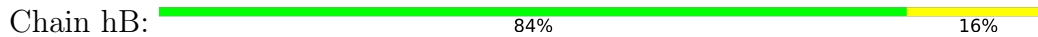
• Molecule 1: capsid protein




• Molecule 1: capsid protein

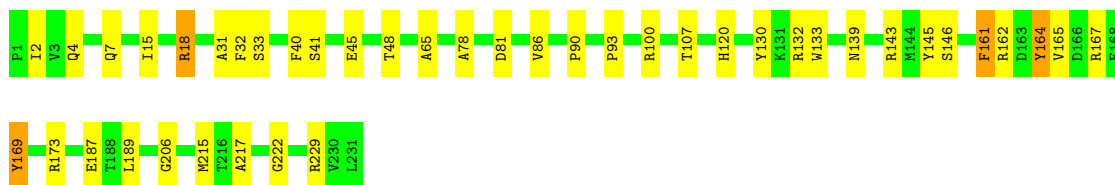


• Molecule 1: capsid protein




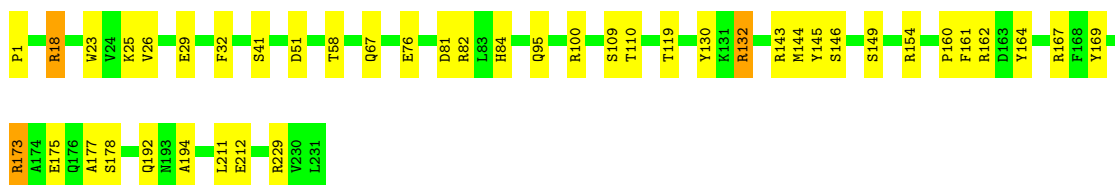
• Molecule 1: capsid protein

Chain hC:  82% 16%




● Molecule 1: capsid protein

Chain hD:  81% 17%




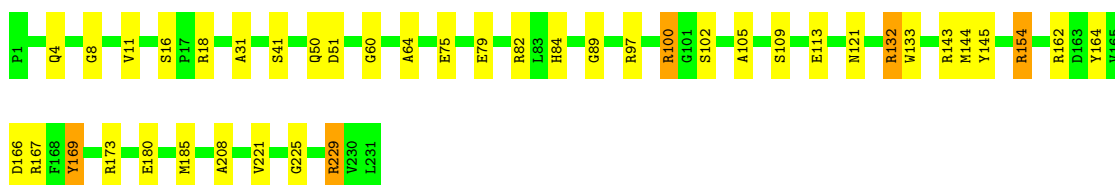
● Molecule 1: capsid protein

Chain hE:  87% 11%




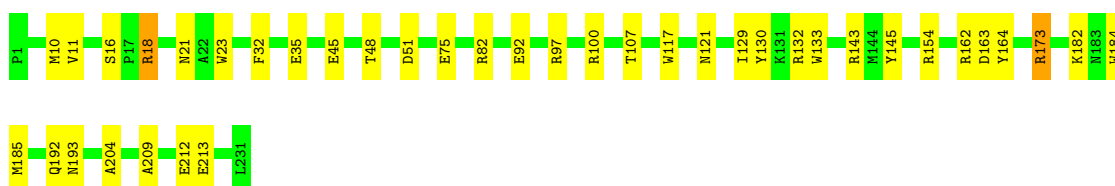
● Molecule 1: capsid protein

Chain hF:  82% 16%




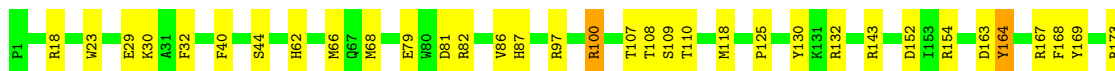
● Molecule 1: capsid protein

Chain hG:  83% 16%

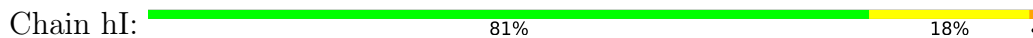


● Molecule 1: capsid protein

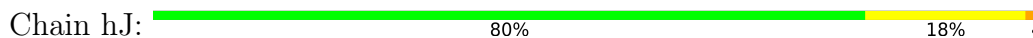
Chain hH:  84% 15%



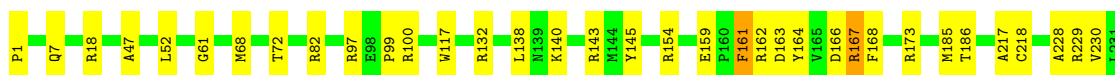
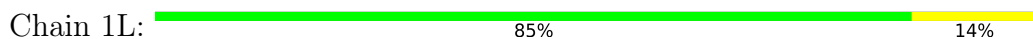
• Molecule 1: capsid protein



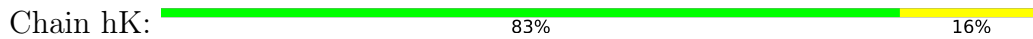
• Molecule 1: capsid protein



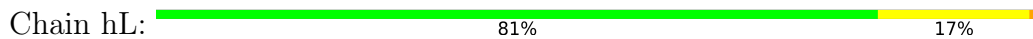
• Molecule 1: capsid protein



• Molecule 1: capsid protein

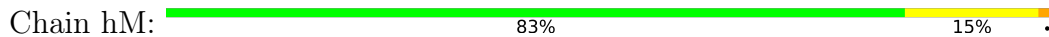


• Molecule 1: capsid protein

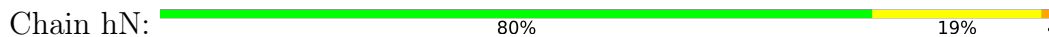




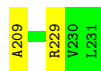
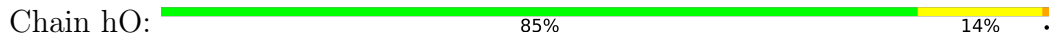
• Molecule 1: capsid protein



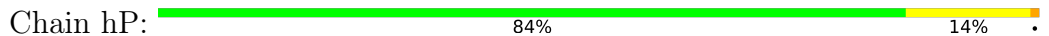
• Molecule 1: capsid protein



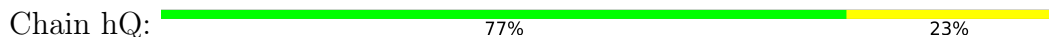
• Molecule 1: capsid protein



• Molecule 1: capsid protein

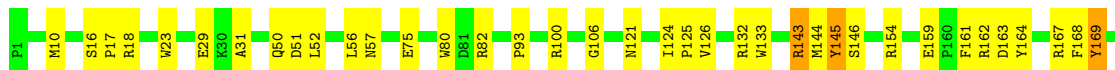
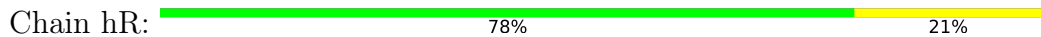


• Molecule 1: capsid protein

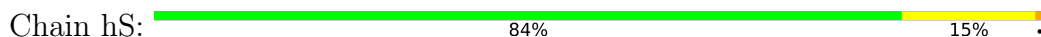




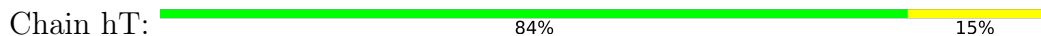
- Molecule 1: capsid protein



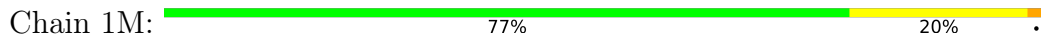
- Molecule 1: capsid protein



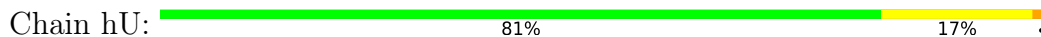
- Molecule 1: capsid protein



- Molecule 1: capsid protein

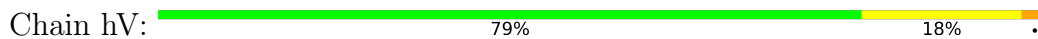


- Molecule 1: capsid protein

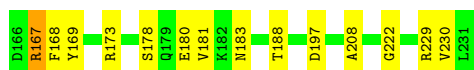
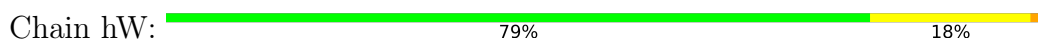




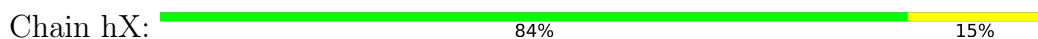
• Molecule 1: capsid protein




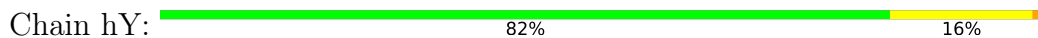
• Molecule 1: capsid protein



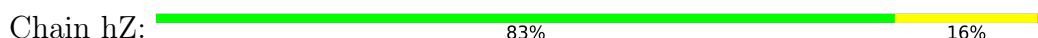
• Molecule 1: capsid protein



• Molecule 1: capsid protein

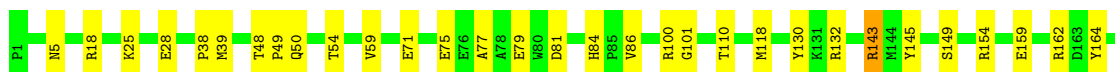
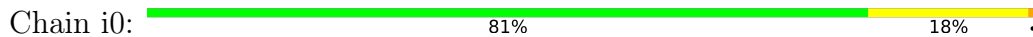


• Molecule 1: capsid protein

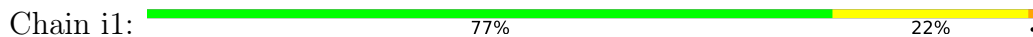




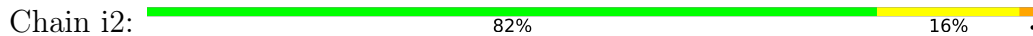
• Molecule 1: capsid protein



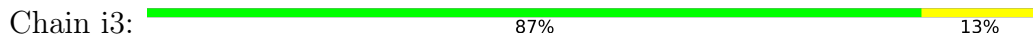
• Molecule 1: capsid protein



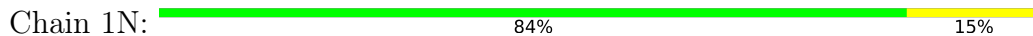
• Molecule 1: capsid protein




• Molecule 1: capsid protein

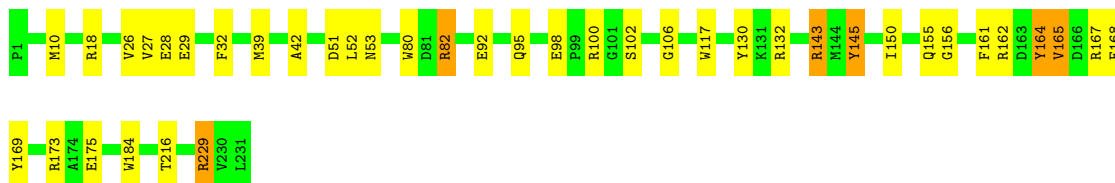


• Molecule 1: capsid protein




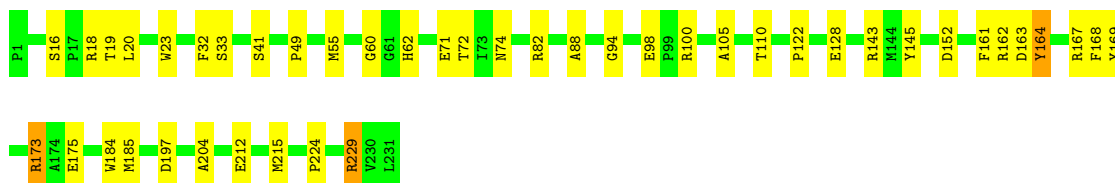
• Molecule 1: capsid protein

Chain i4:  83% 15%




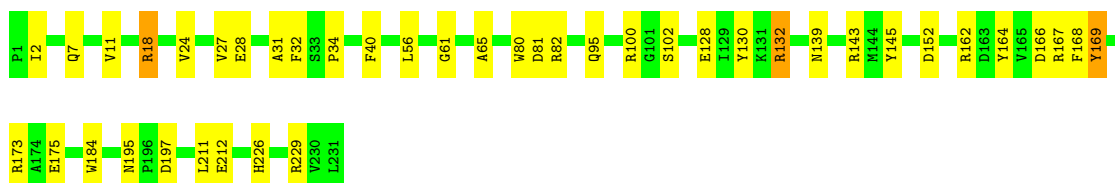
• Molecule 1: capsid protein

Chain i5:  81% 18%




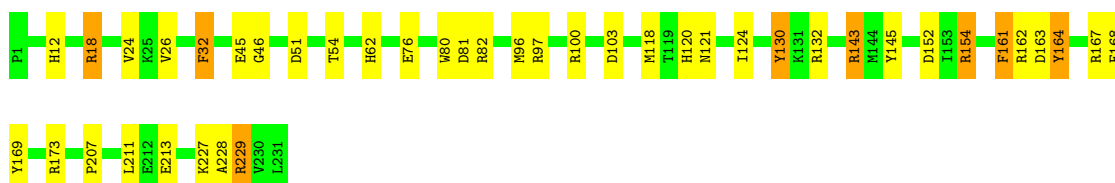
• Molecule 1: capsid protein

Chain i6:  82% 17%




• Molecule 1: capsid protein

Chain i7:  82% 15%

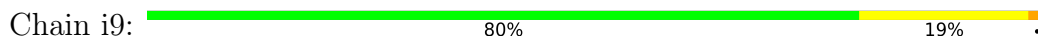


• Molecule 1: capsid protein

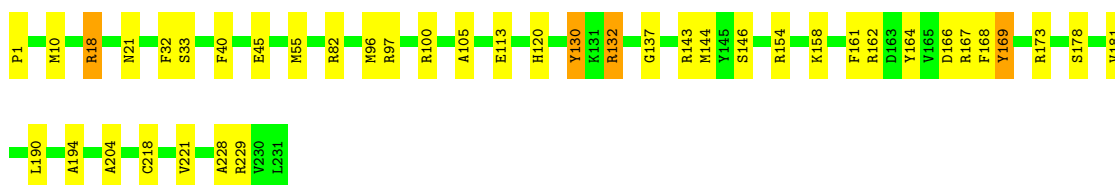
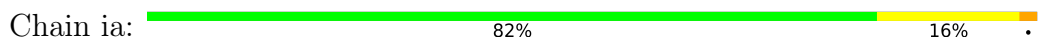
Chain i8:  83% 16%



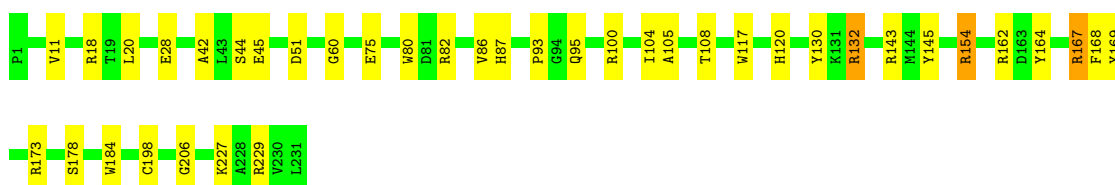
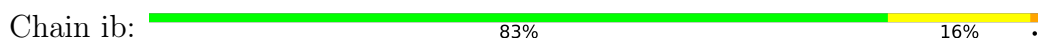
• Molecule 1: capsid protein



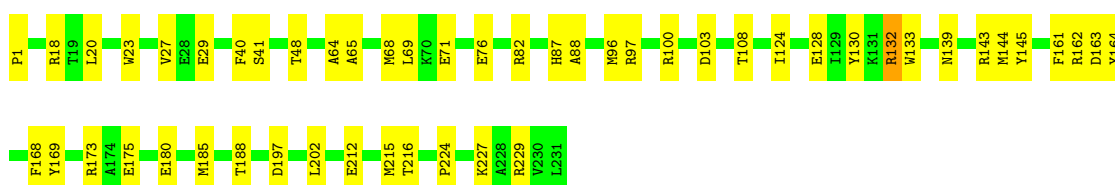
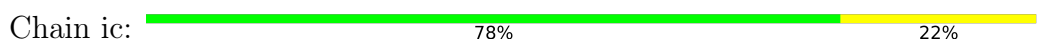
• Molecule 1: capsid protein



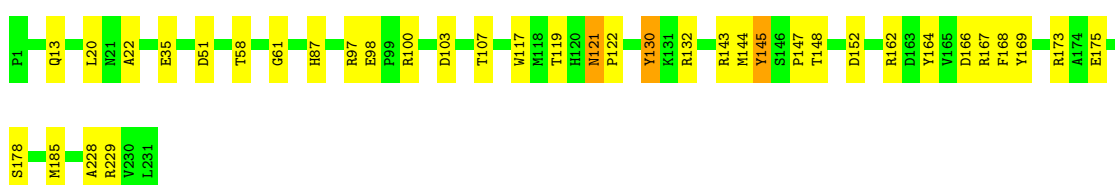
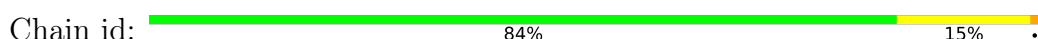
• Molecule 1: capsid protein



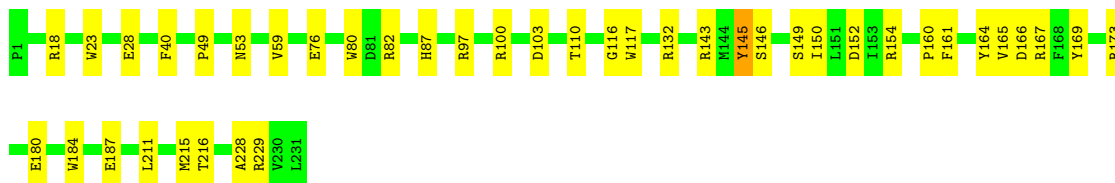
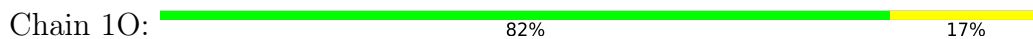
• Molecule 1: capsid protein



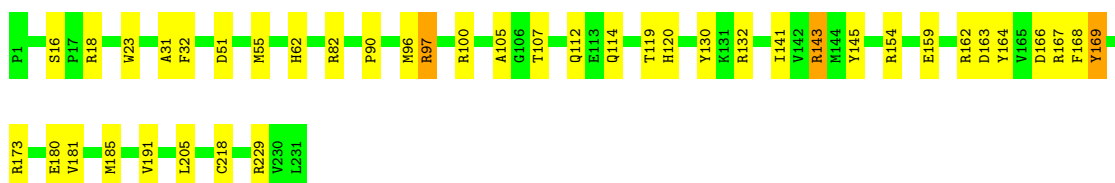
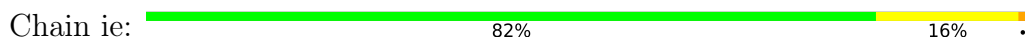
• Molecule 1: capsid protein



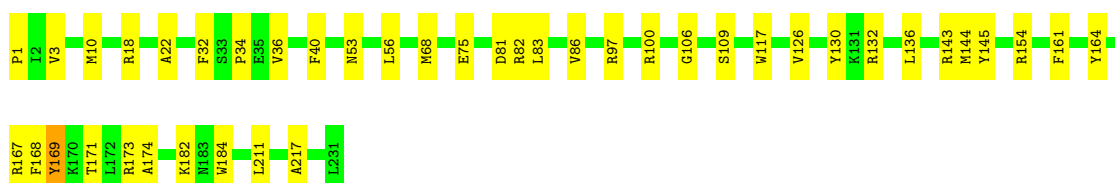
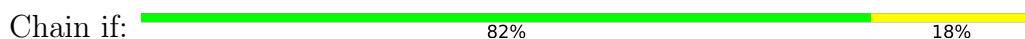
• Molecule 1: capsid protein



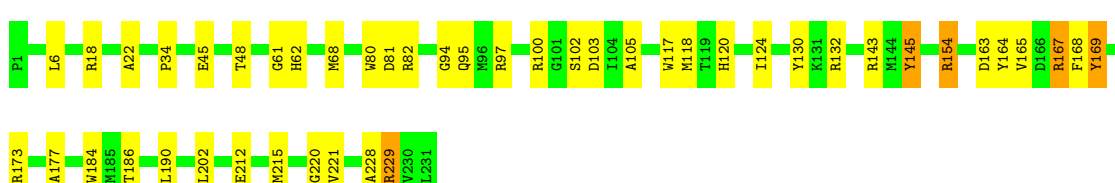
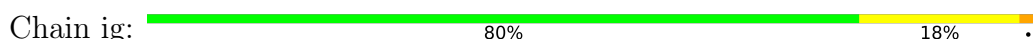
• Molecule 1: capsid protein



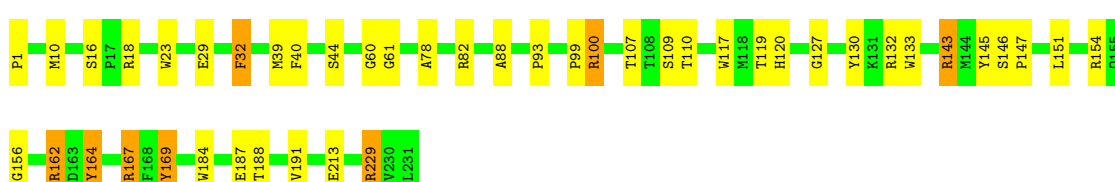
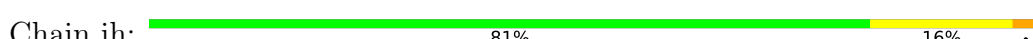
• Molecule 1: capsid protein



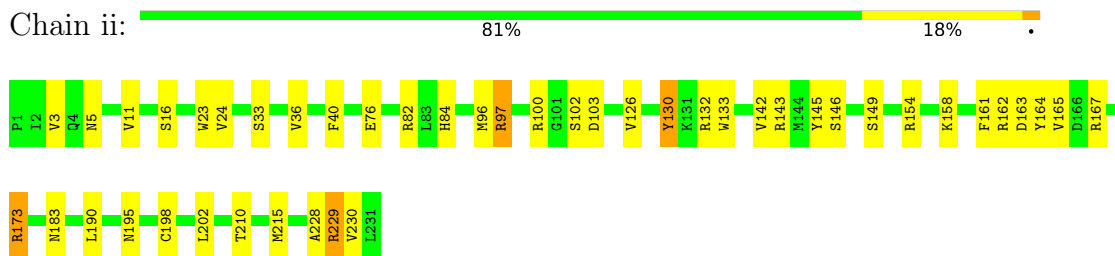
• Molecule 1: capsid protein



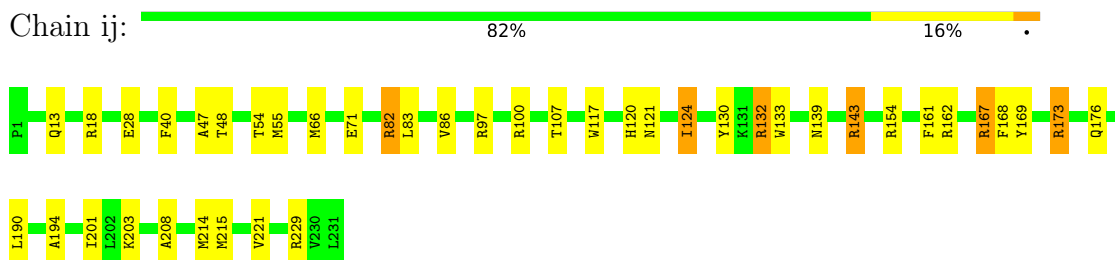
• Molecule 1: capsid protein



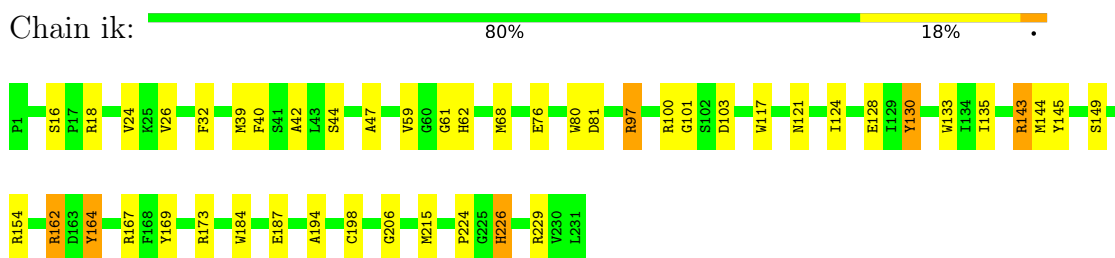
• Molecule 1: capsid protein



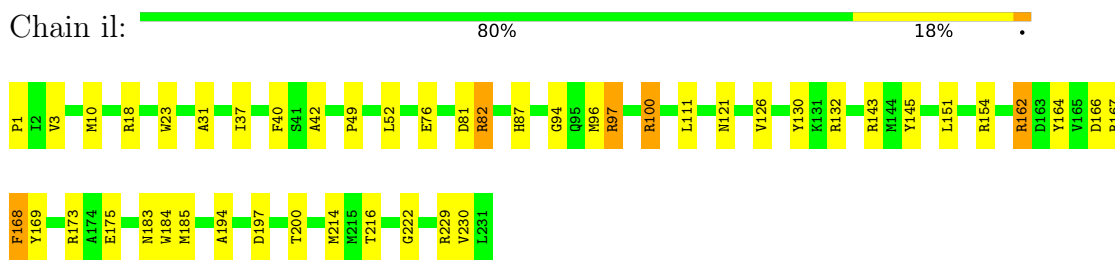
• Molecule 1: capsid protein



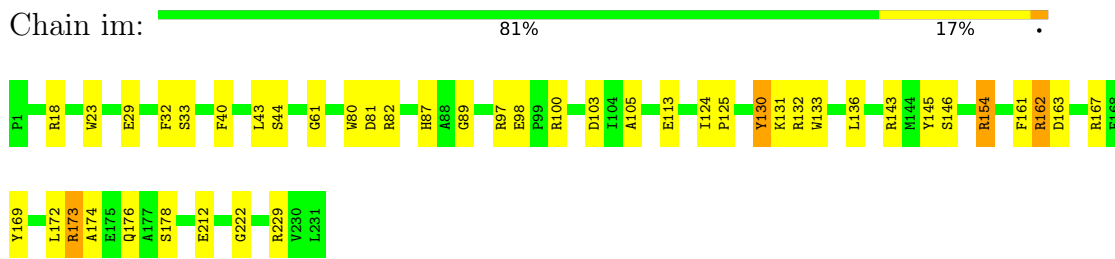
• Molecule 1: capsid protein



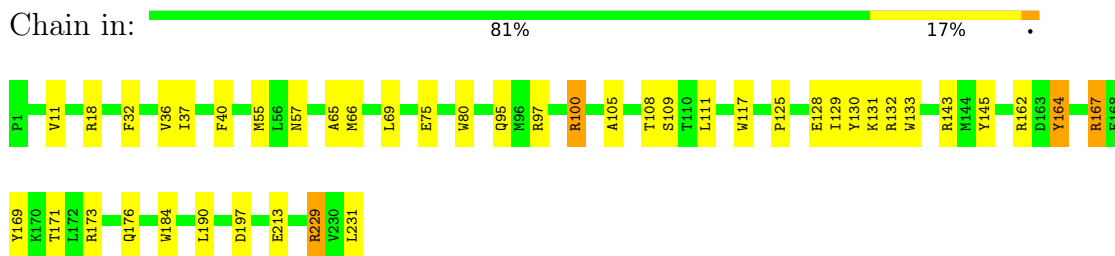
• Molecule 1: capsid protein



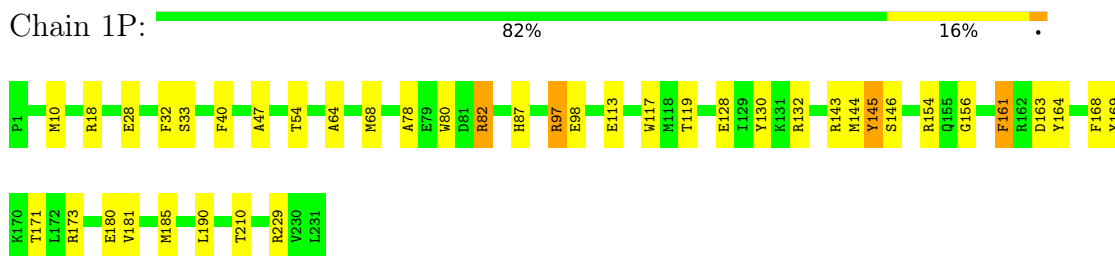
• Molecule 1: capsid protein



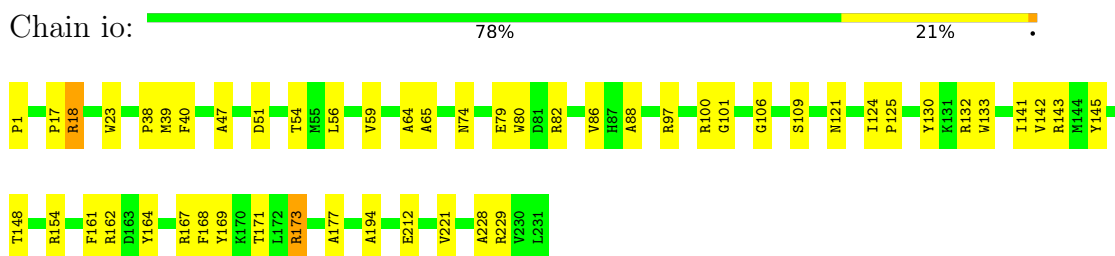
• Molecule 1: capsid protein



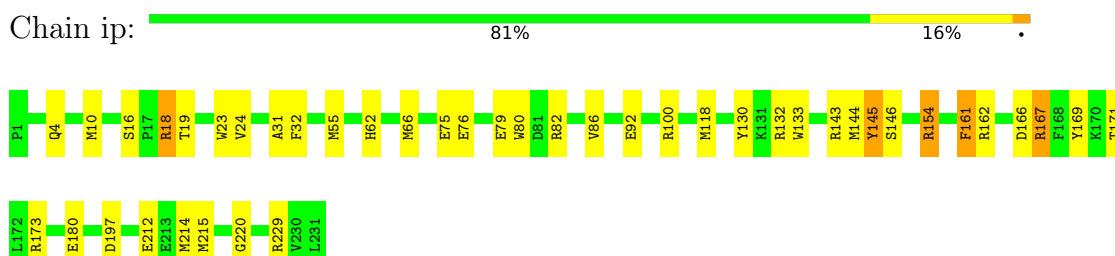
• Molecule 1: capsid protein



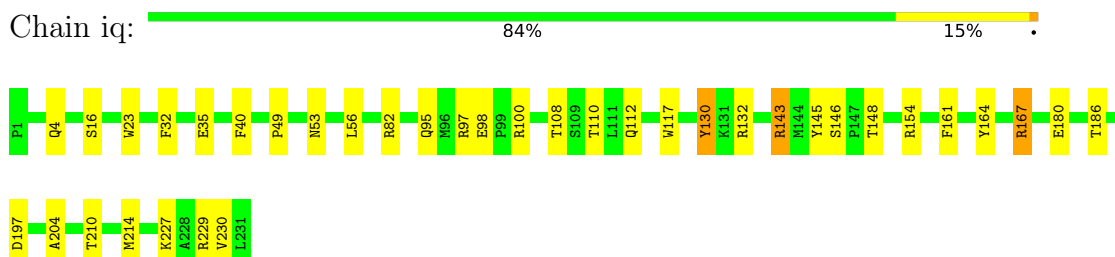
• Molecule 1: capsid protein



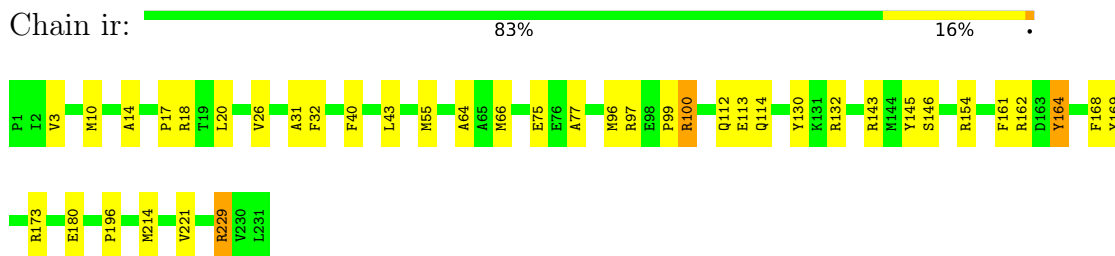
• Molecule 1: capsid protein



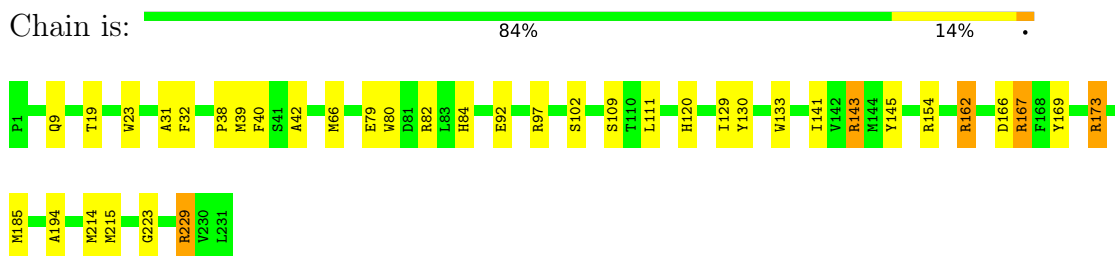
• Molecule 1: capsid protein



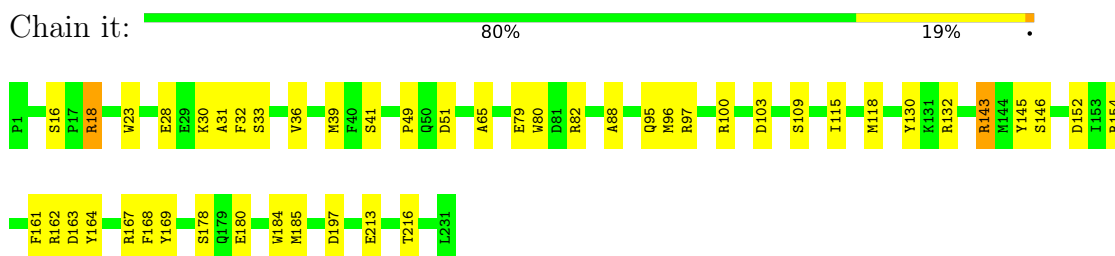
• Molecule 1: capsid protein



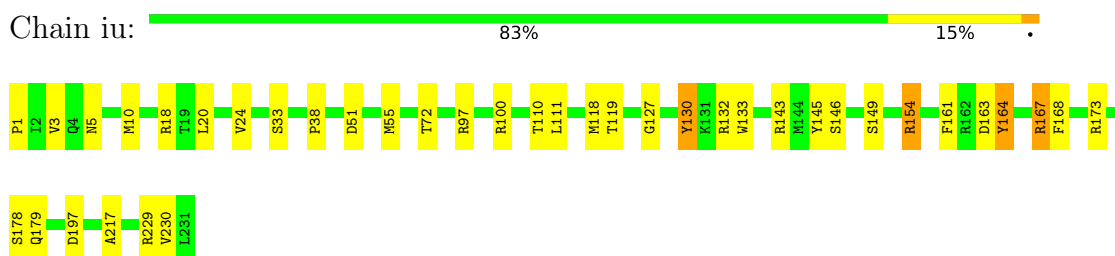
• Molecule 1: capsid protein



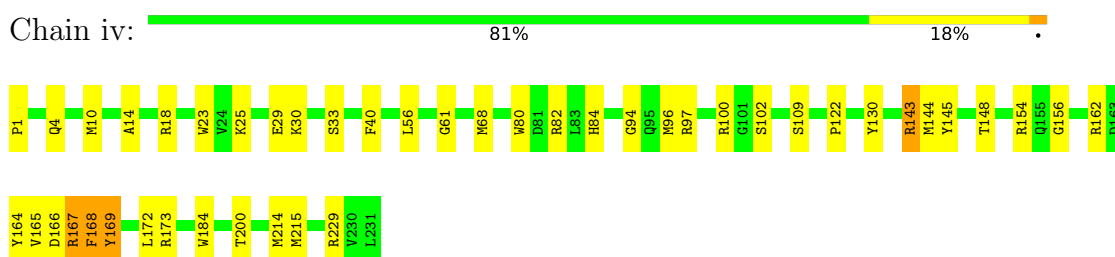
• Molecule 1: capsid protein



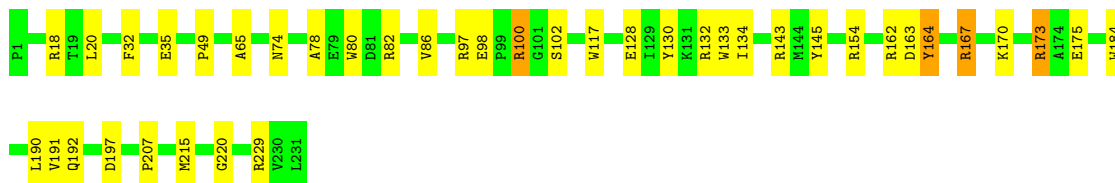
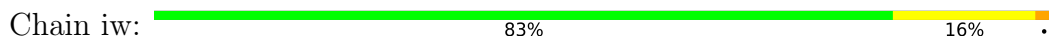
• Molecule 1: capsid protein



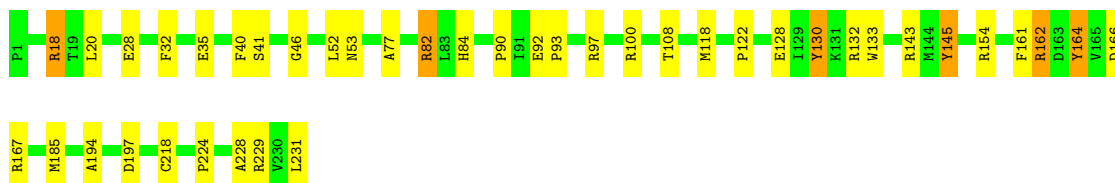
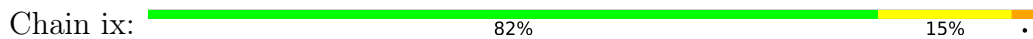
• Molecule 1: capsid protein



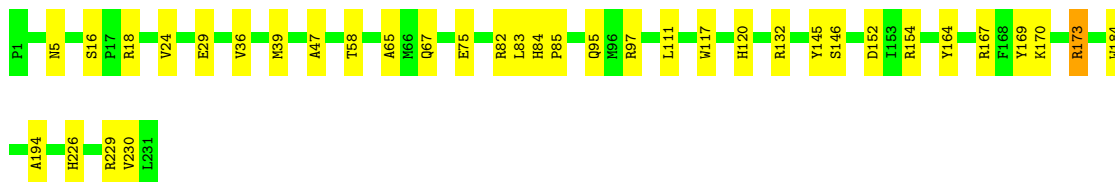
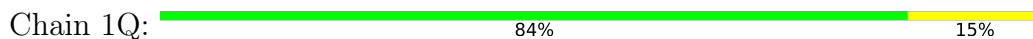
• Molecule 1: capsid protein



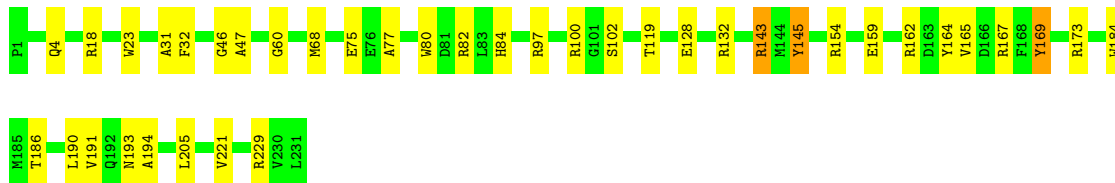
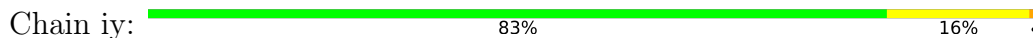
• Molecule 1: capsid protein



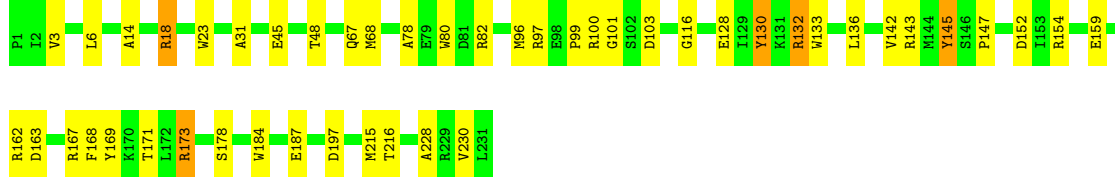
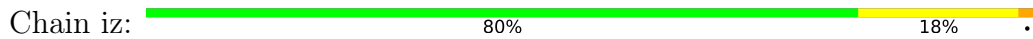
• Molecule 1: capsid protein



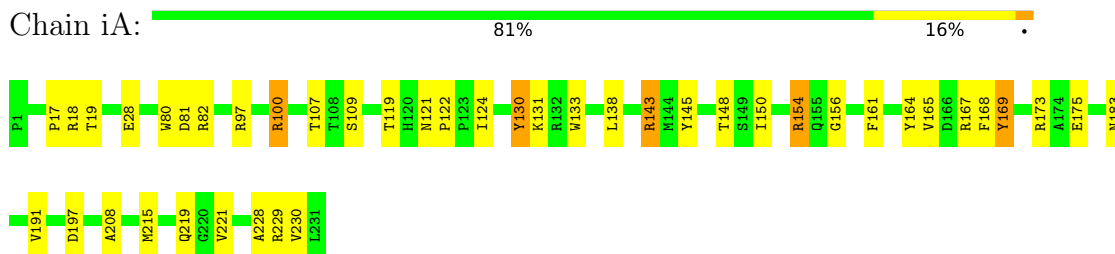
• Molecule 1: capsid protein



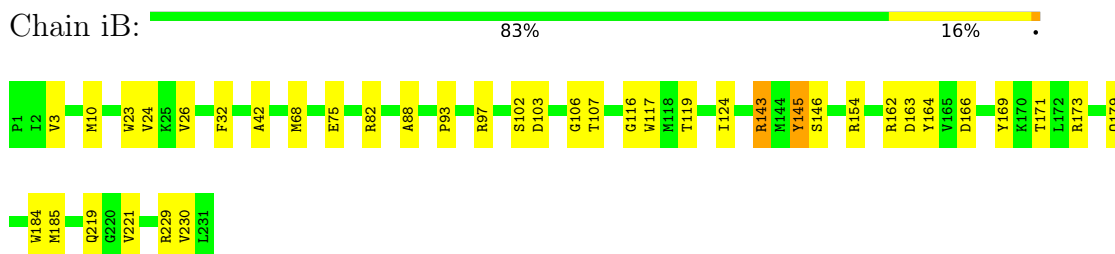
• Molecule 1: capsid protein



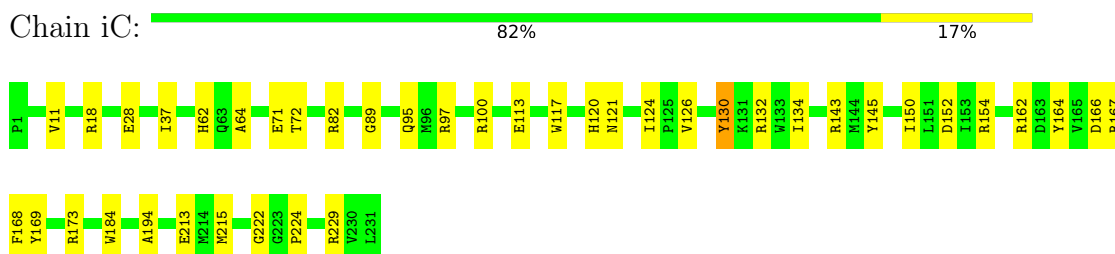
• Molecule 1: capsid protein



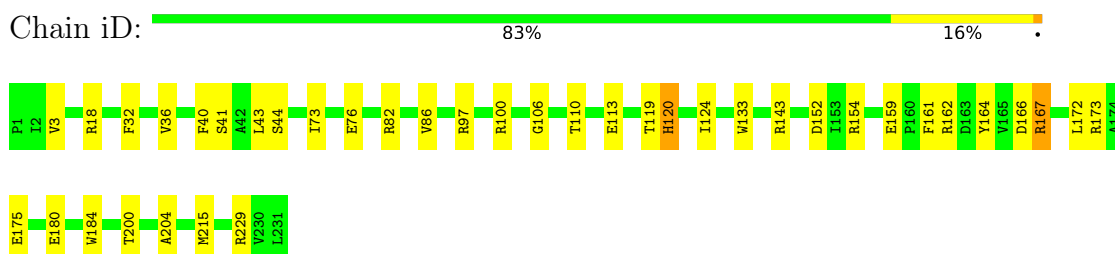
• Molecule 1: capsid protein



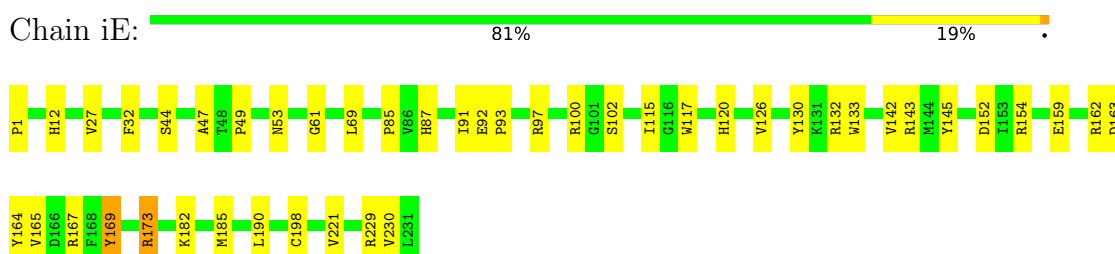
• Molecule 1: capsid protein



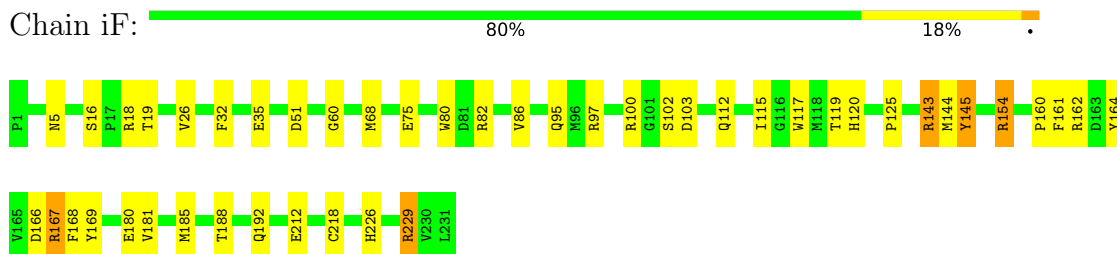
• Molecule 1: capsid protein



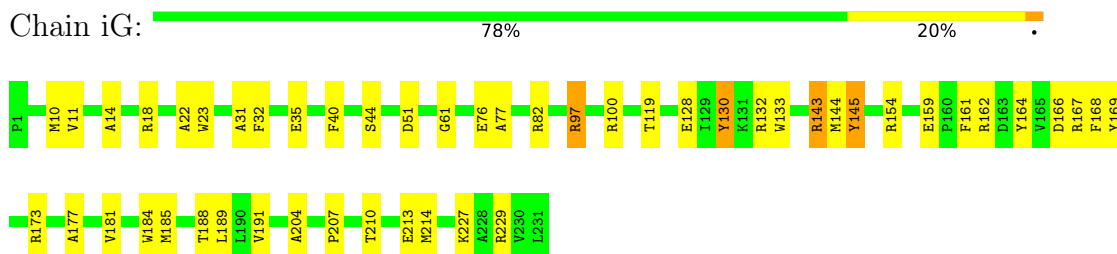
• Molecule 1: capsid protein



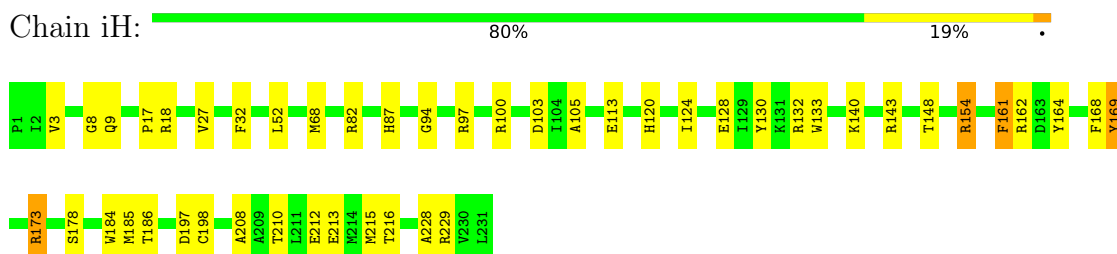
• Molecule 1: capsid protein



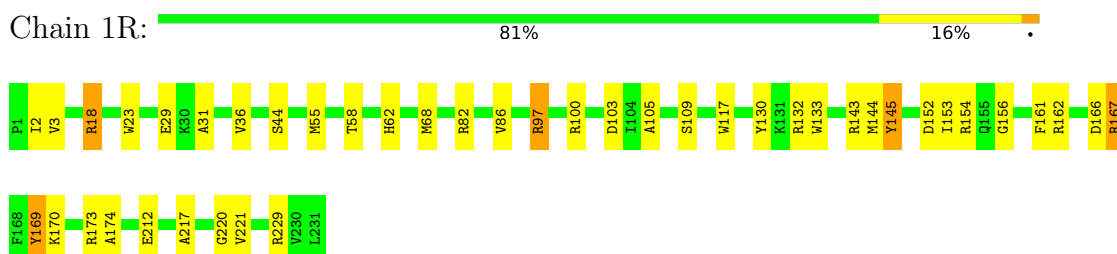
• Molecule 1: capsid protein



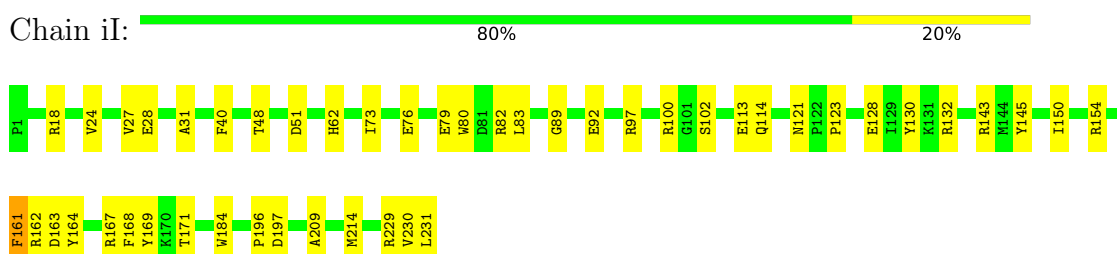
• Molecule 1: capsid protein



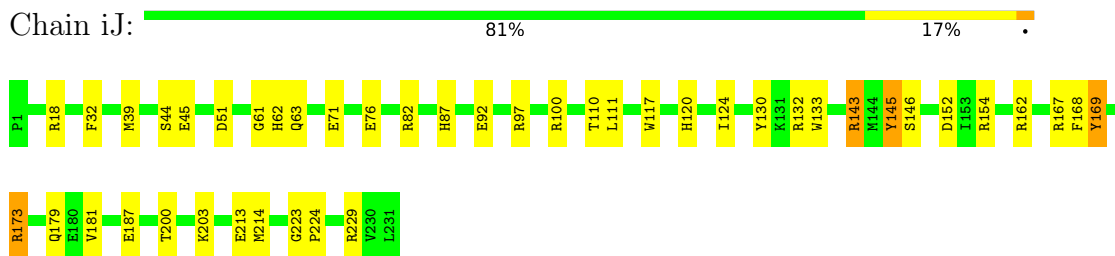
• Molecule 1: capsid protein



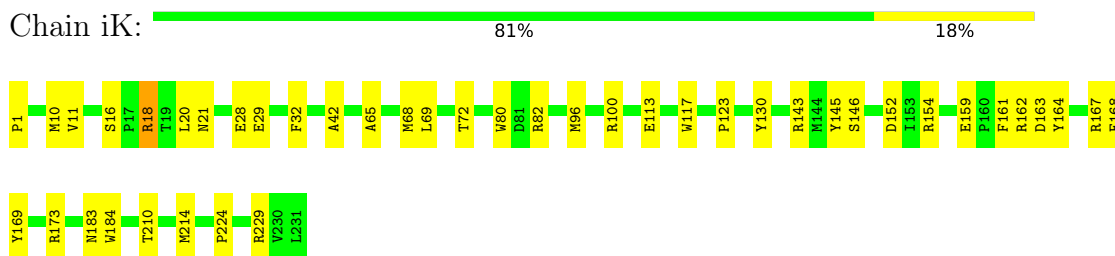
• Molecule 1: capsid protein



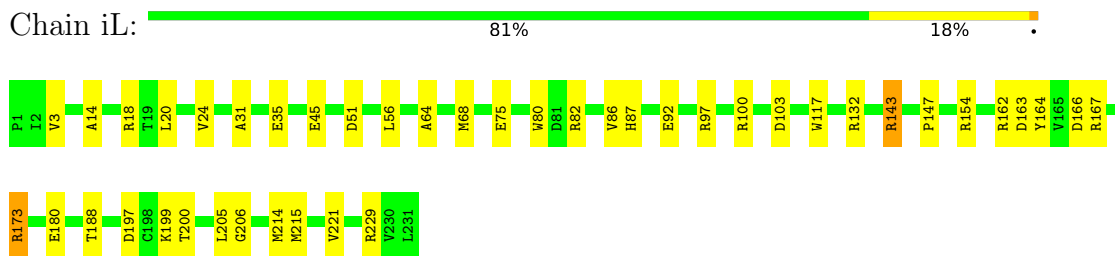
• Molecule 1: capsid protein



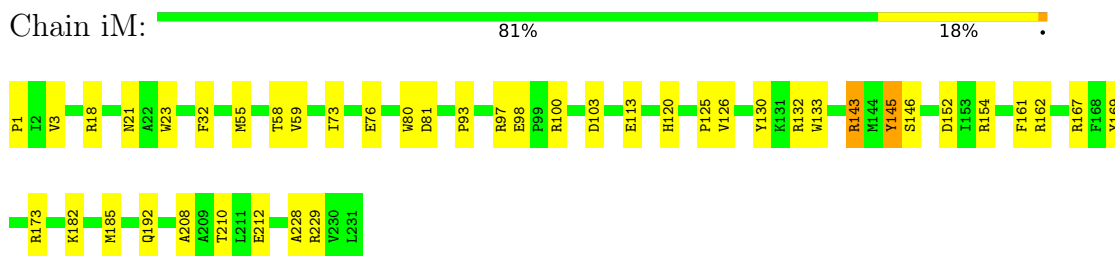
• Molecule 1: capsid protein



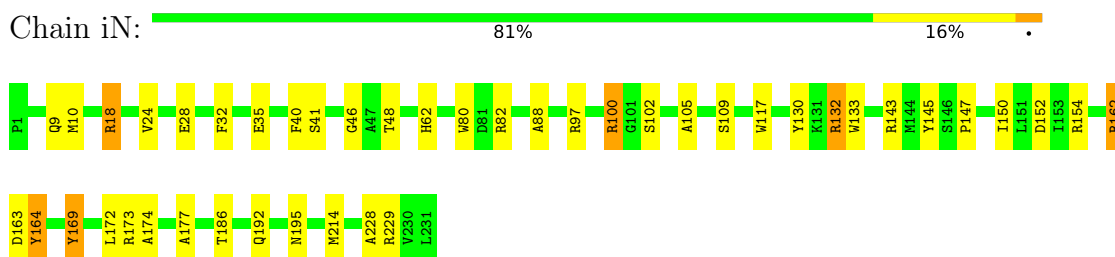
• Molecule 1: capsid protein



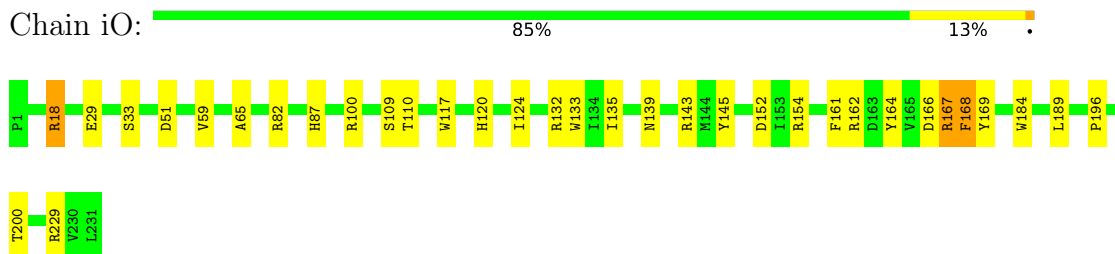
• Molecule 1: capsid protein



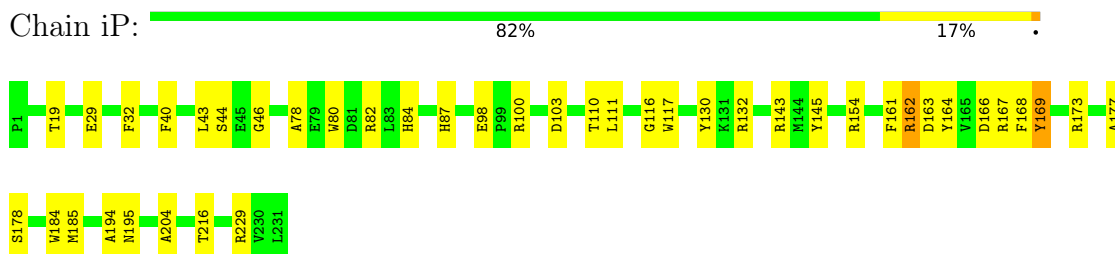
• Molecule 1: capsid protein



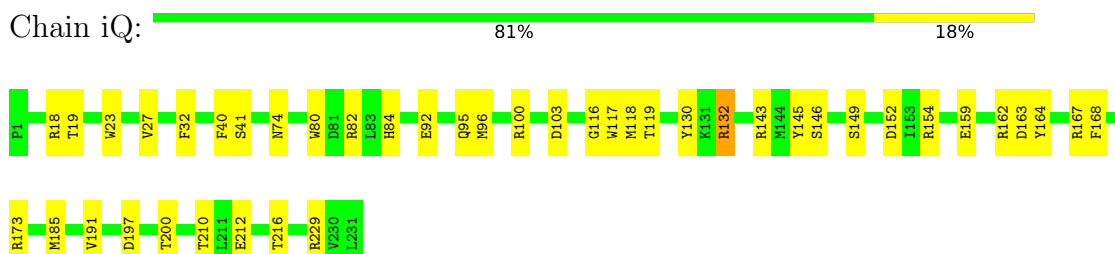
• Molecule 1: capsid protein



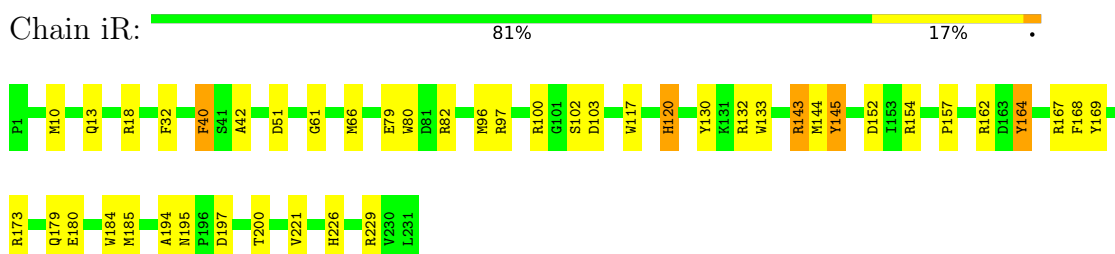
• Molecule 1: capsid protein



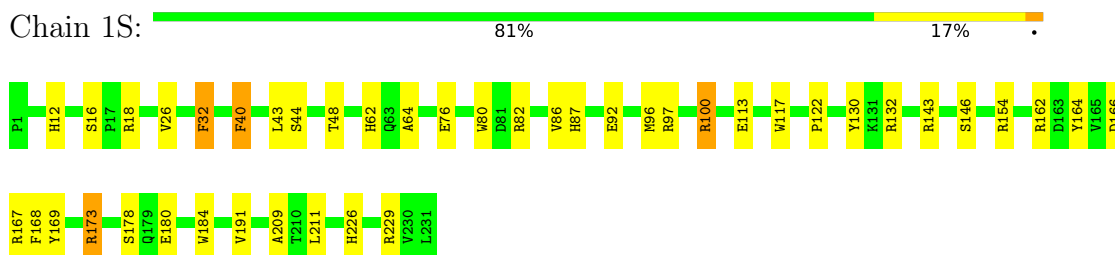
• Molecule 1: capsid protein



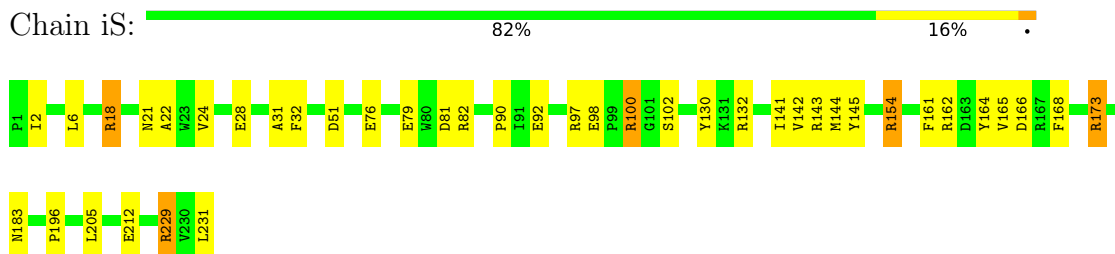
• Molecule 1: capsid protein



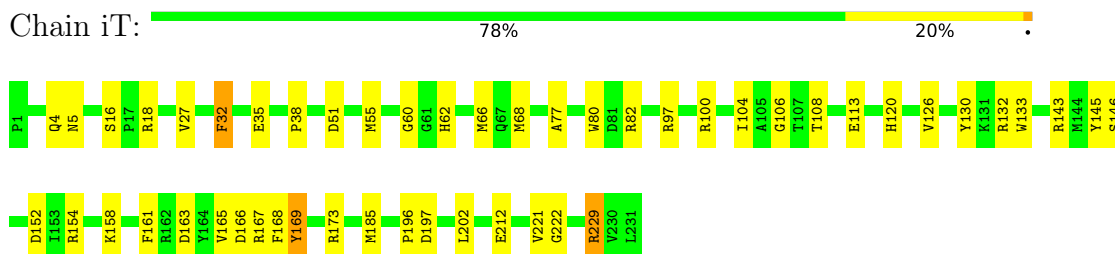
• Molecule 1: capsid protein



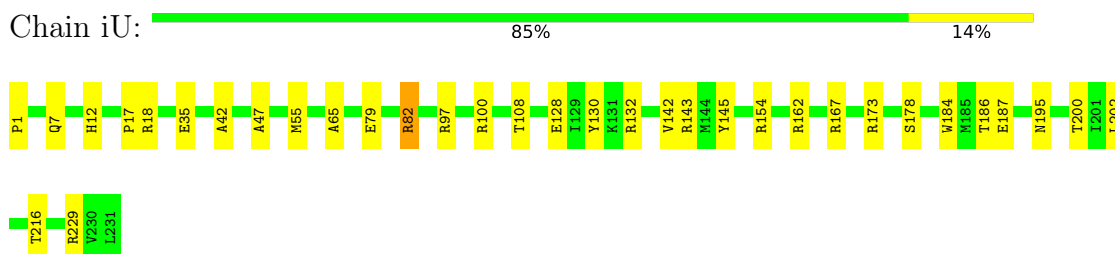
• Molecule 1: capsid protein



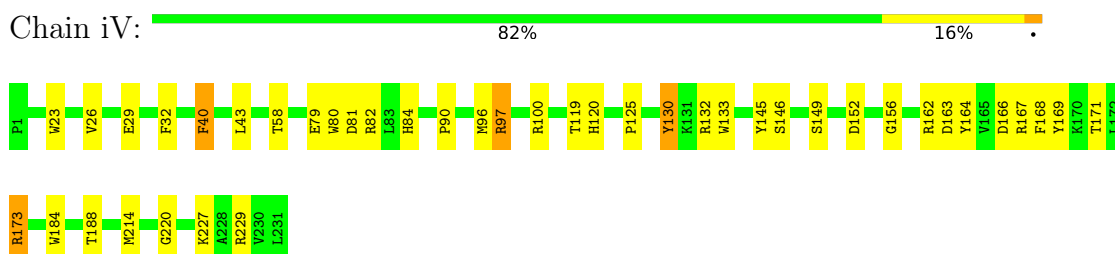
• Molecule 1: capsid protein



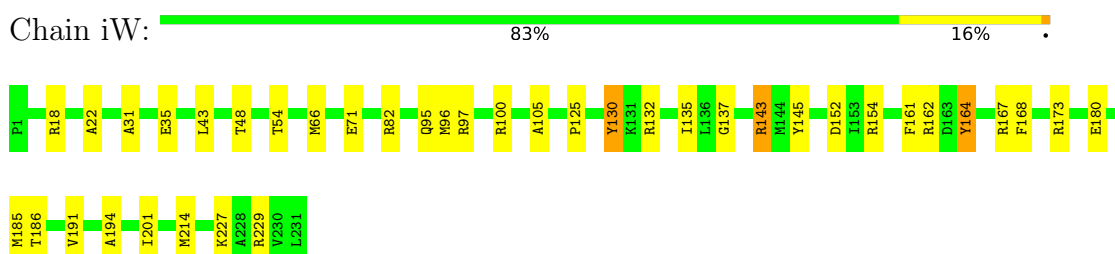
• Molecule 1: capsid protein



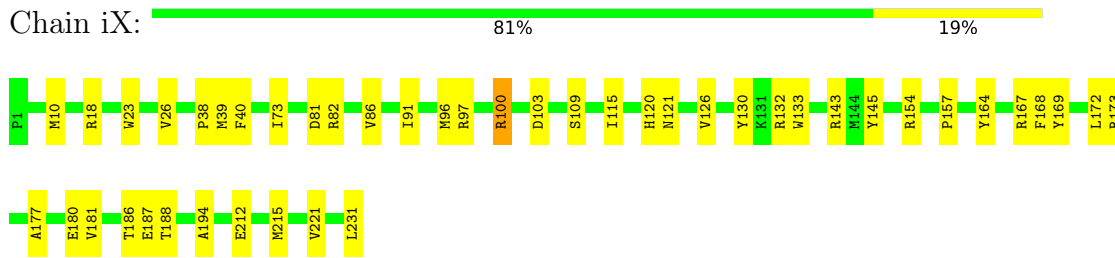
• Molecule 1: capsid protein



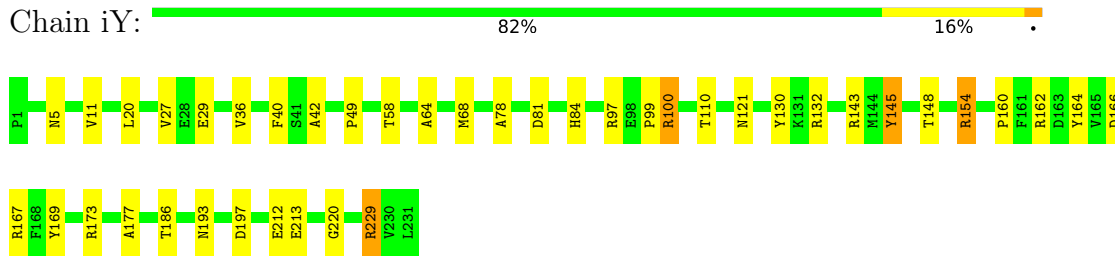
• Molecule 1: capsid protein



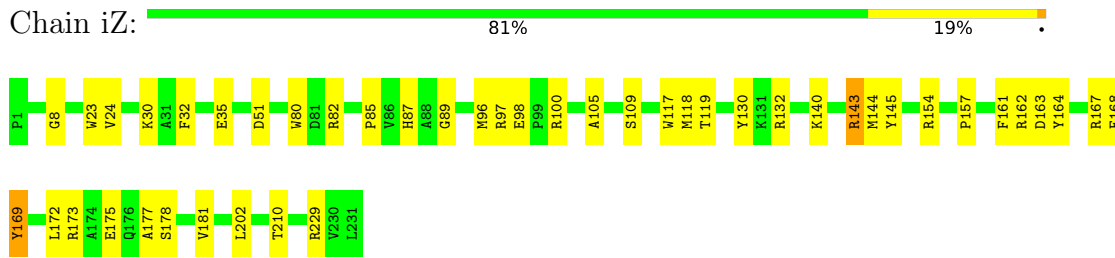
• Molecule 1: capsid protein



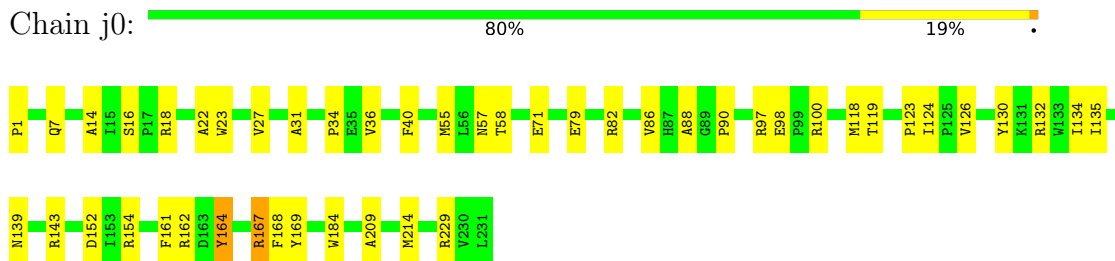
• Molecule 1: capsid protein



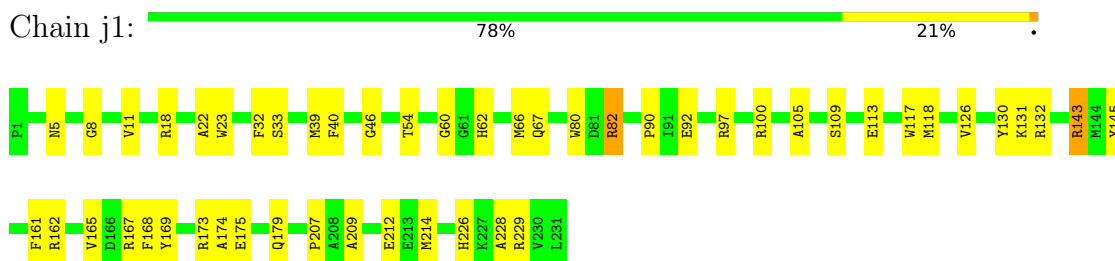
• Molecule 1: capsid protein



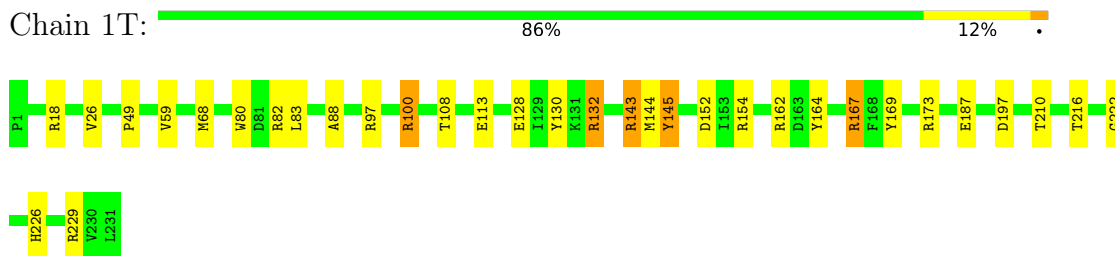
• Molecule 1: capsid protein



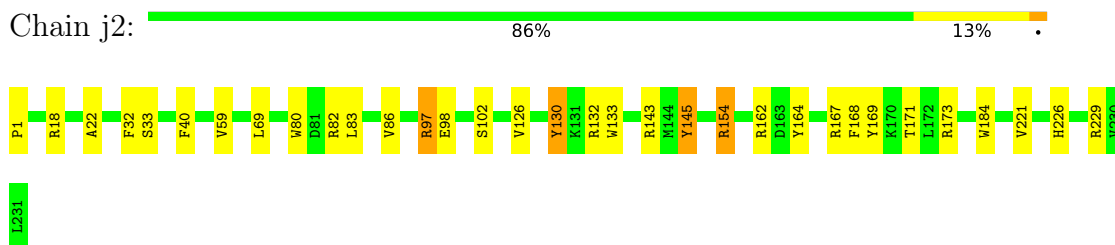
• Molecule 1: capsid protein



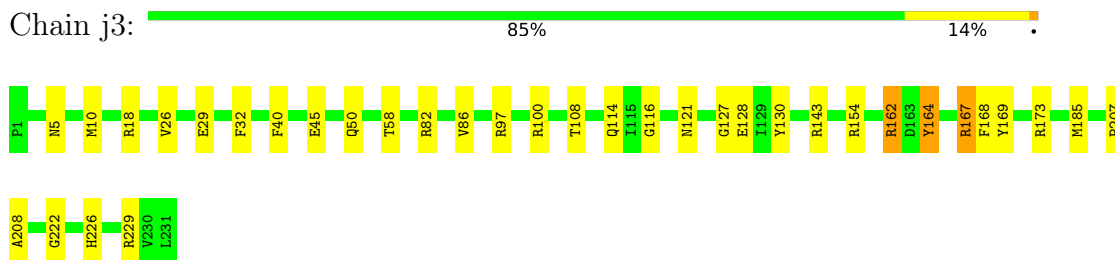
• Molecule 1: capsid protein



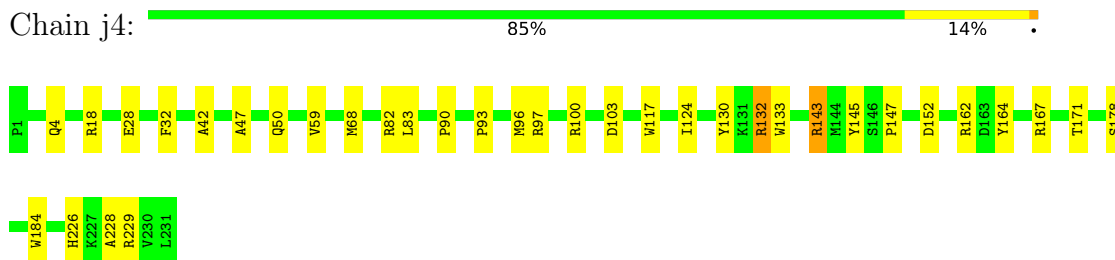
• Molecule 1: capsid protein



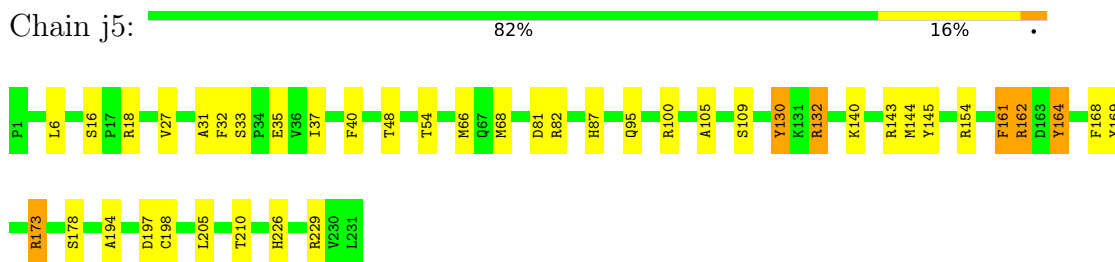
• Molecule 1: capsid protein



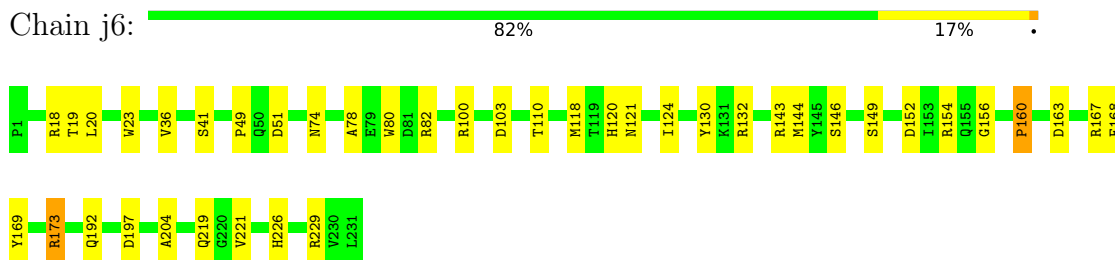
• Molecule 1: capsid protein




• Molecule 1: capsid protein



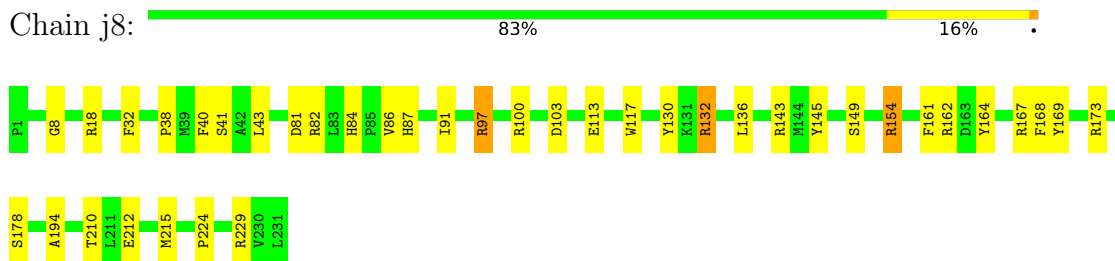
• Molecule 1: capsid protein



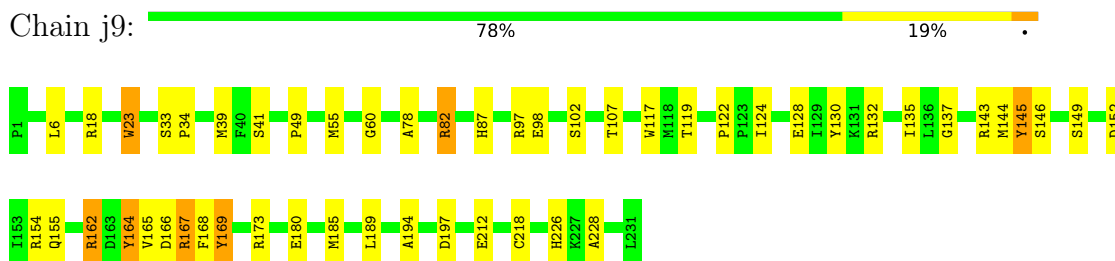
• Molecule 1: capsid protein



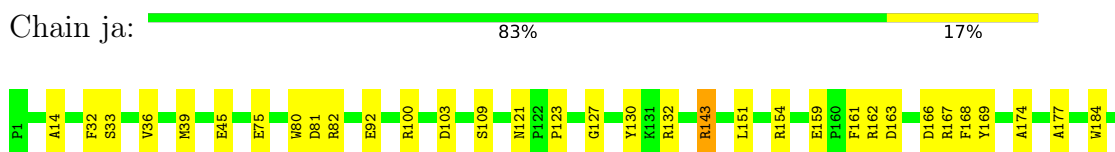
• Molecule 1: capsid protein

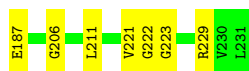


• Molecule 1: capsid protein

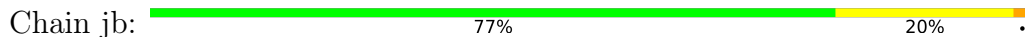


• Molecule 1: capsid protein

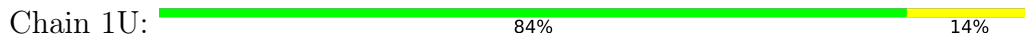




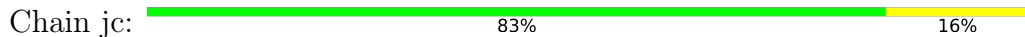
• Molecule 1: capsid protein



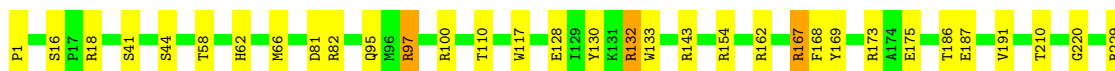
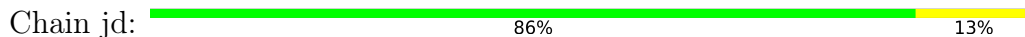
• Molecule 1: capsid protein



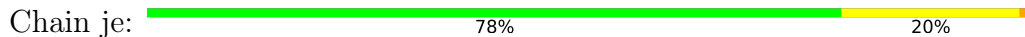
• Molecule 1: capsid protein



• Molecule 1: capsid protein

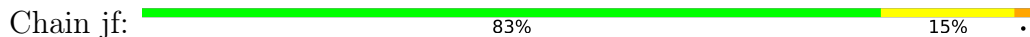


• Molecule 1: capsid protein

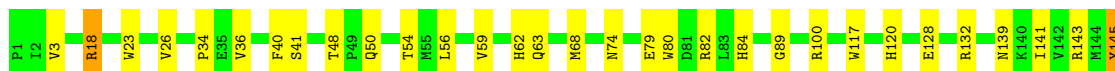
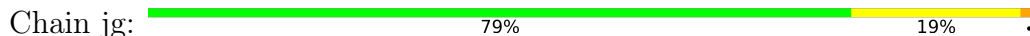




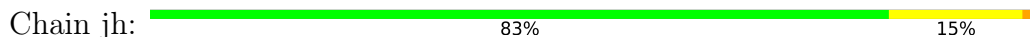
• Molecule 1: capsid protein



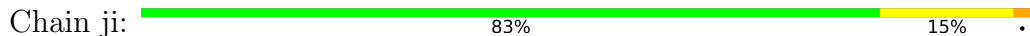
• Molecule 1: capsid protein



• Molecule 1: capsid protein

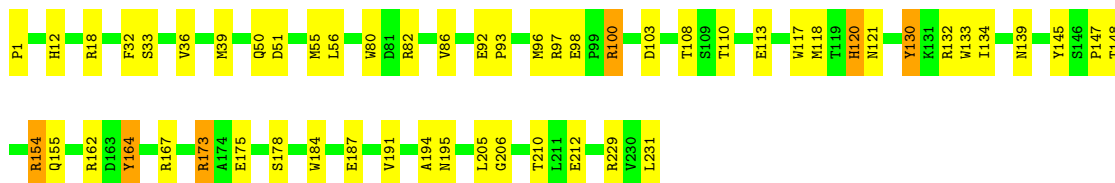


• Molecule 1: capsid protein

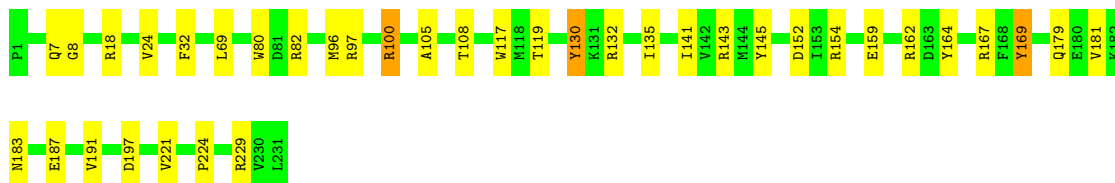
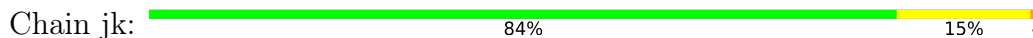


• Molecule 1: capsid protein

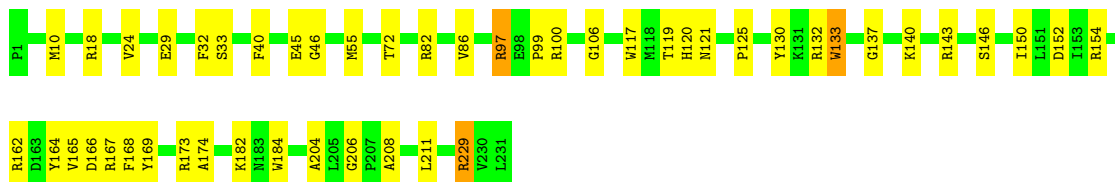
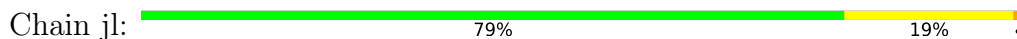




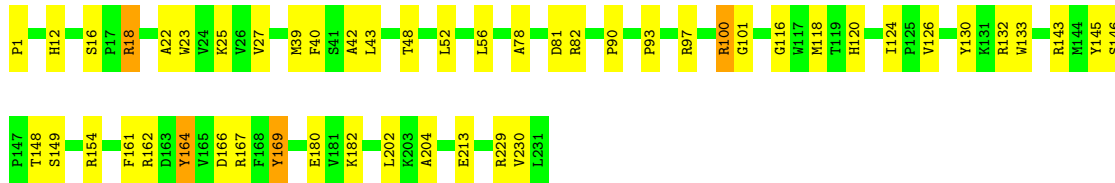
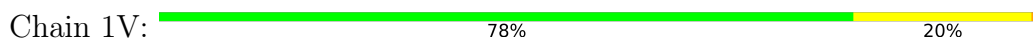
• Molecule 1: capsid protein



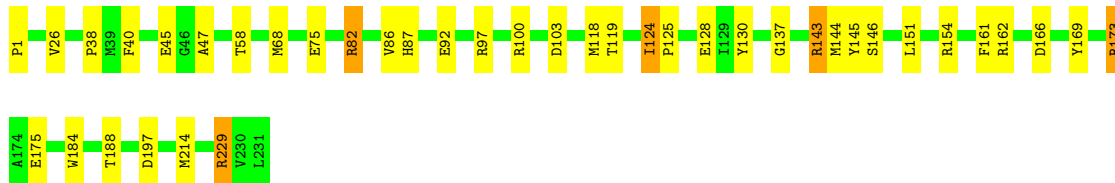
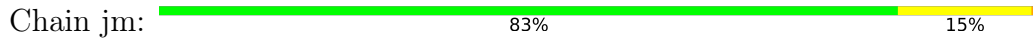
• Molecule 1: capsid protein




• Molecule 1: capsid protein

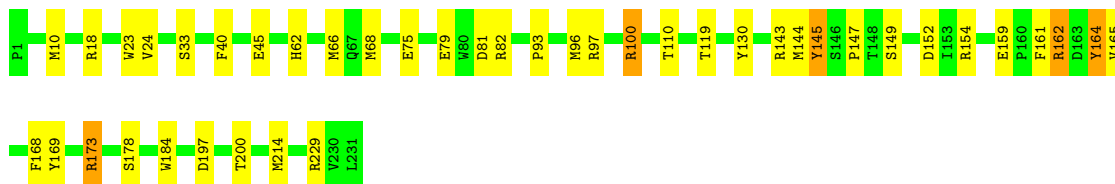


• Molecule 1: capsid protein




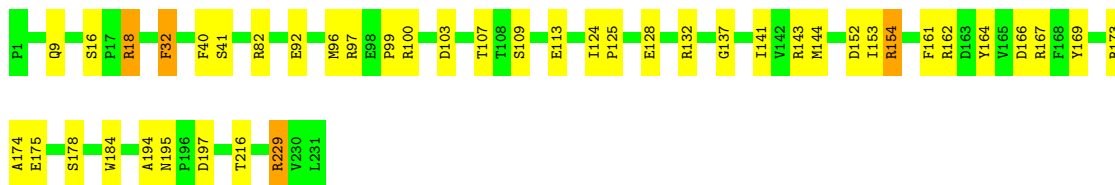
• Molecule 1: capsid protein

Chain jn:  82% 16%




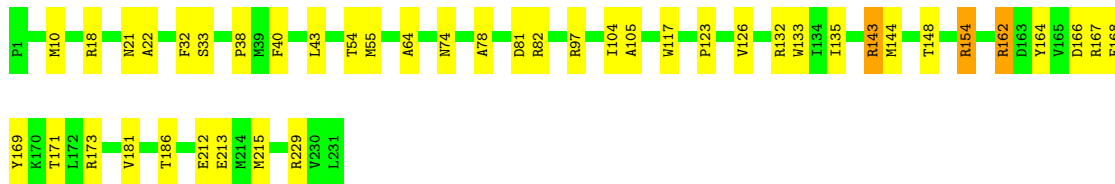
• Molecule 1: capsid protein

Chain jo:  81% 17%




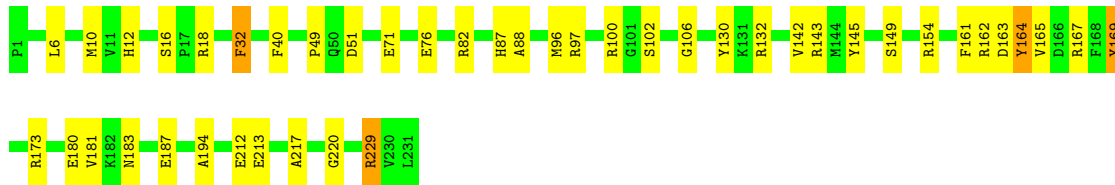
• Molecule 1: capsid protein

Chain jp:  81% 17%




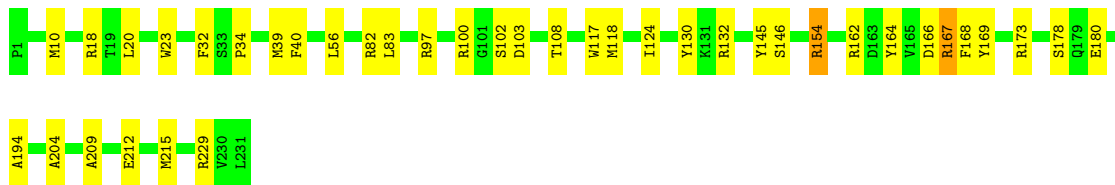
• Molecule 1: capsid protein

Chain jq:  81% 17%

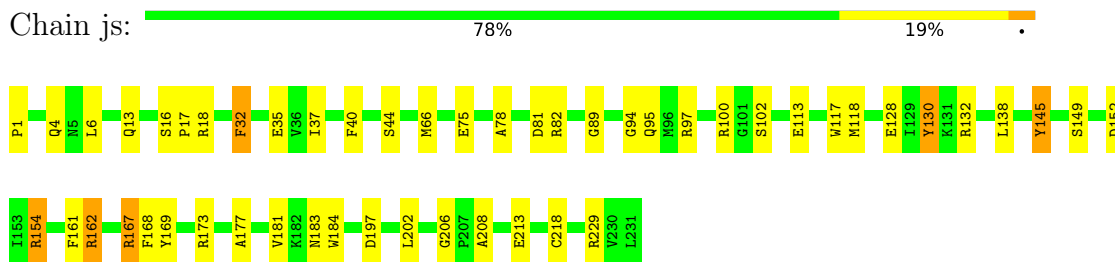


• Molecule 1: capsid protein

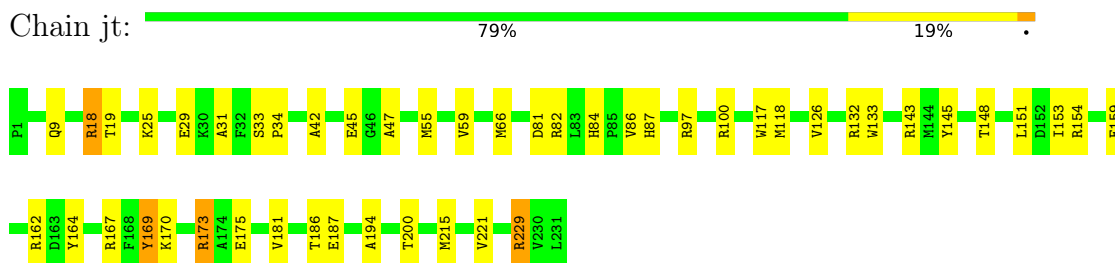
Chain jr:  83% 16%



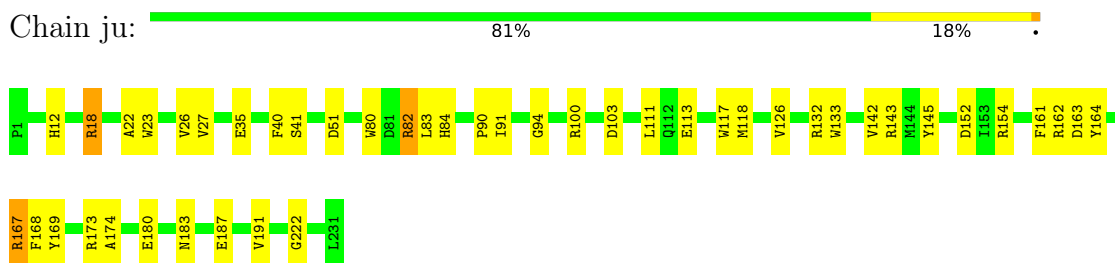
• Molecule 1: capsid protein



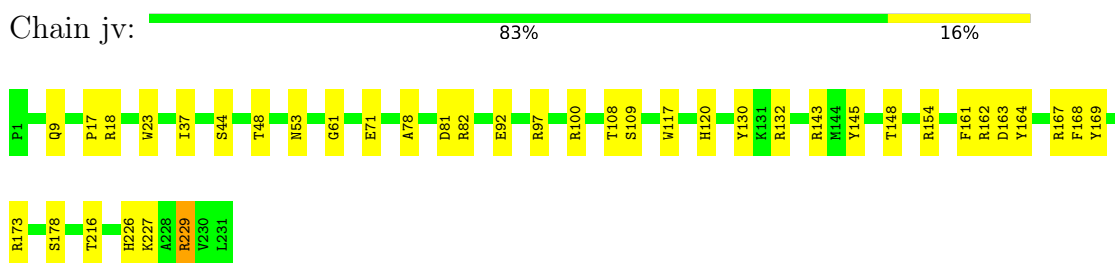
• Molecule 1: capsid protein



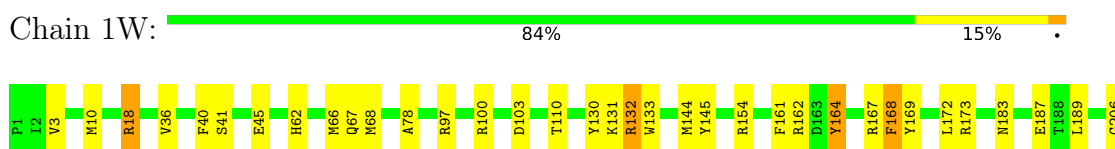
• Molecule 1: capsid protein

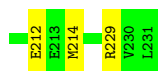


• Molecule 1: capsid protein

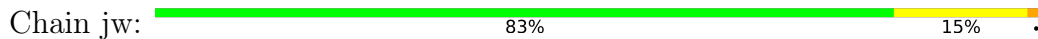


• Molecule 1: capsid protein

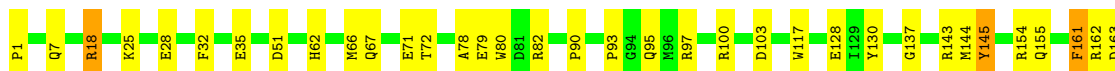
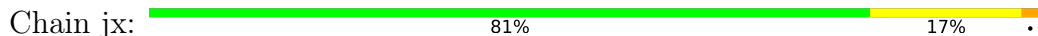




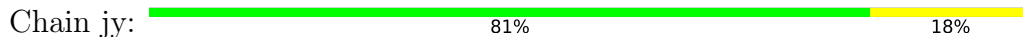
• Molecule 1: capsid protein



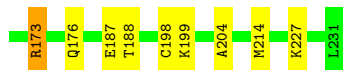
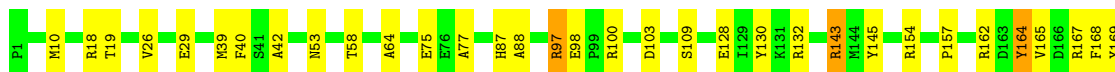
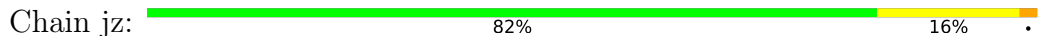
• Molecule 1: capsid protein



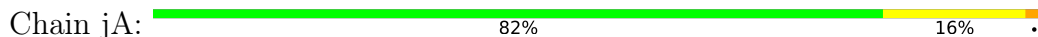
• Molecule 1: capsid protein

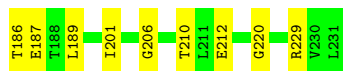


• Molecule 1: capsid protein

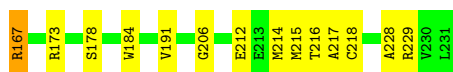
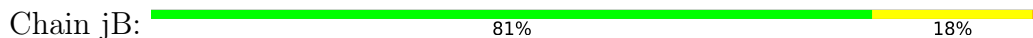


• Molecule 1: capsid protein

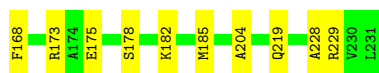
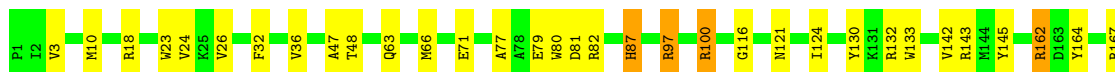
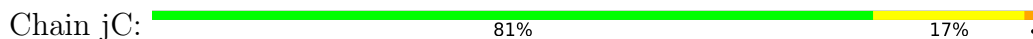




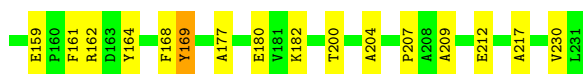
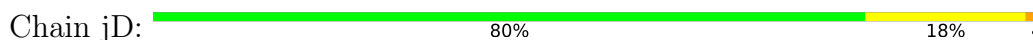
• Molecule 1: capsid protein



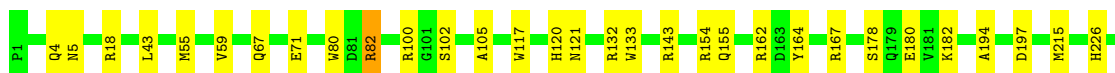
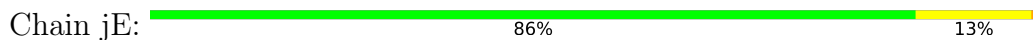
• Molecule 1: capsid protein



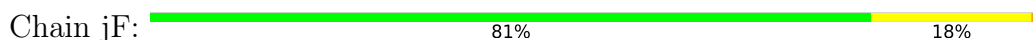
• Molecule 1: capsid protein

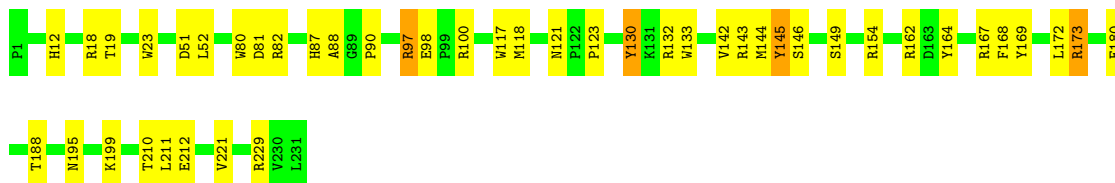


• Molecule 1: capsid protein

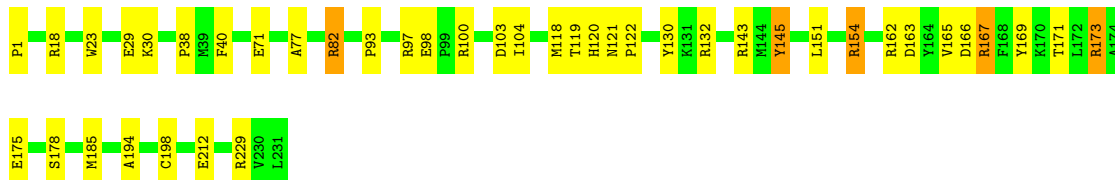
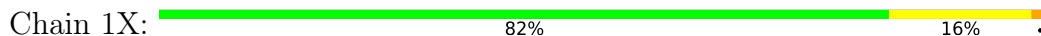


• Molecule 1: capsid protein

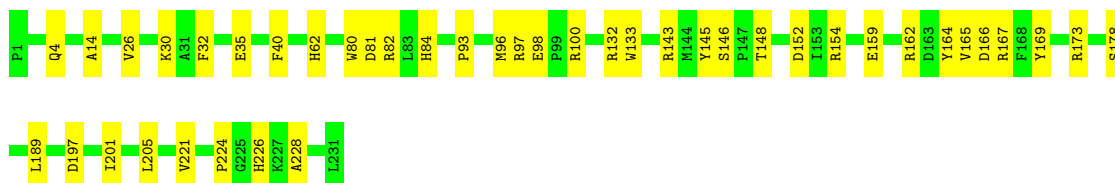
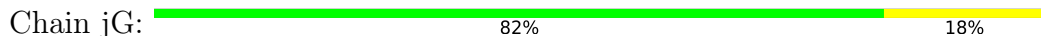




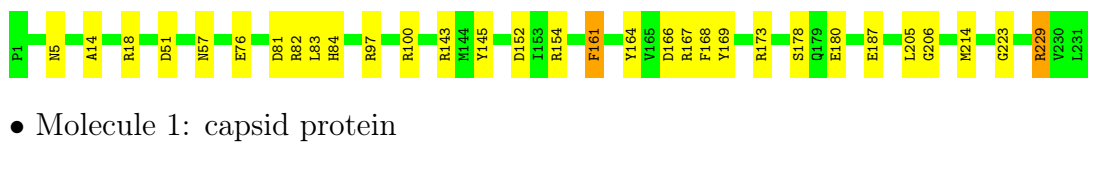
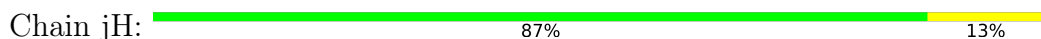
• Molecule 1: capsid protein




• Molecule 1: capsid protein



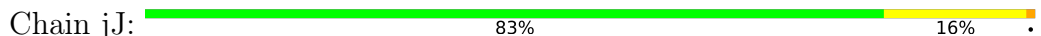
• Molecule 1: capsid protein



• Molecule 1: capsid protein

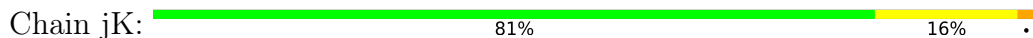


• Molecule 1: capsid protein

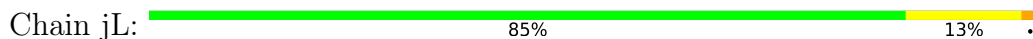




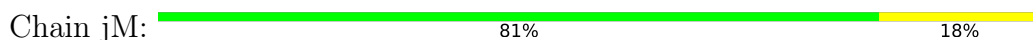
• Molecule 1: capsid protein



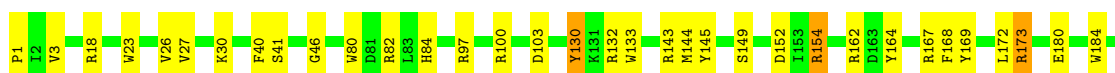
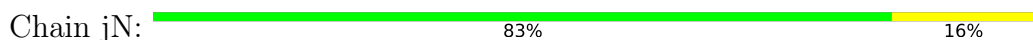
• Molecule 1: capsid protein



• Molecule 1: capsid protein




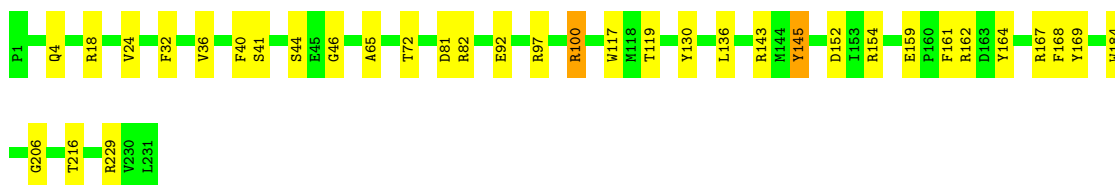
• Molecule 1: capsid protein




• Molecule 1: capsid protein

• Molecule 1: capsid protein

Chain jS:  85% 14%




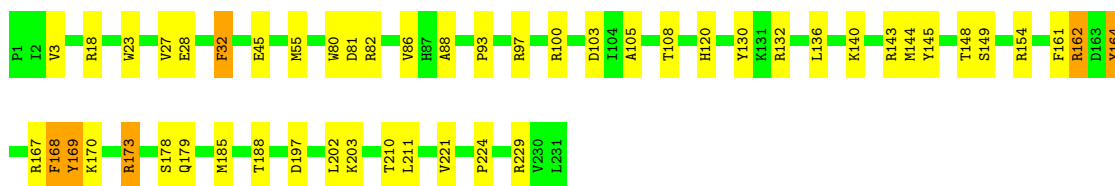
• Molecule 1: capsid protein

Chain jT:  81% 18%




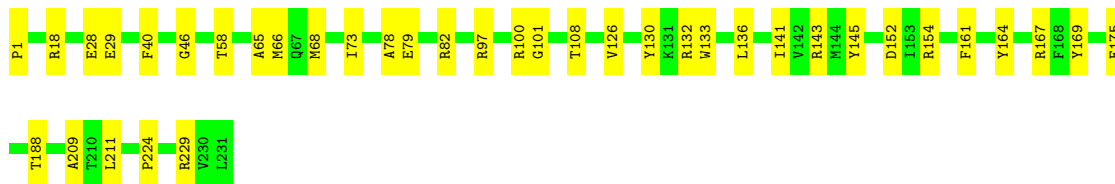
• Molecule 1: capsid protein

Chain jU:  78% 19%




• Molecule 1: capsid protein

Chain jV:  84% 16%



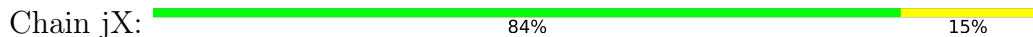
• Molecule 1: capsid protein

Chain jW:  81% 18%

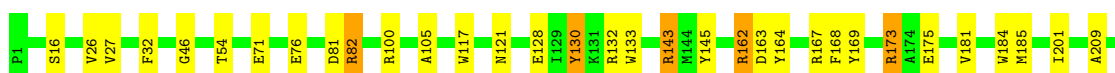
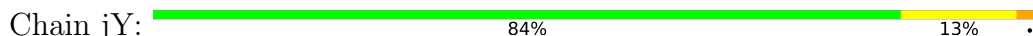




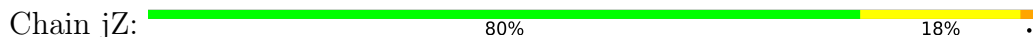
• Molecule 1: capsid protein



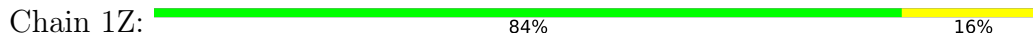
• Molecule 1: capsid protein



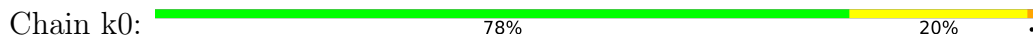
• Molecule 1: capsid protein



• Molecule 1: capsid protein

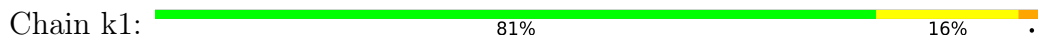


• Molecule 1: capsid protein


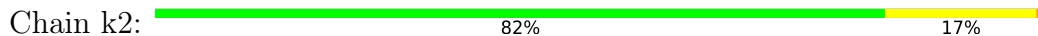




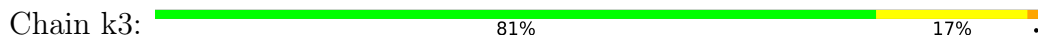
• Molecule 1: capsid protein



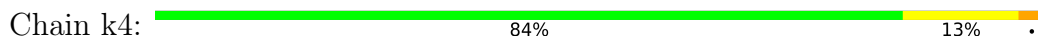
• Molecule 1: capsid protein



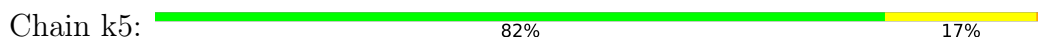
• Molecule 1: capsid protein

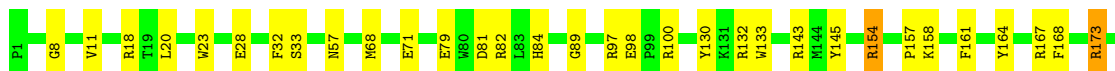


• Molecule 1: capsid protein

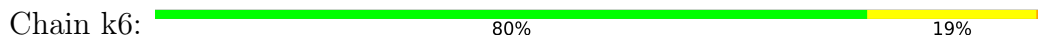


• Molecule 1: capsid protein





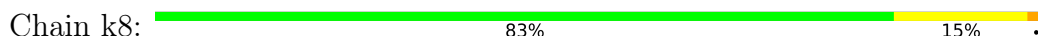
• Molecule 1: capsid protein



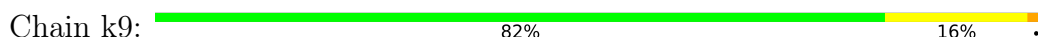
• Molecule 1: capsid protein



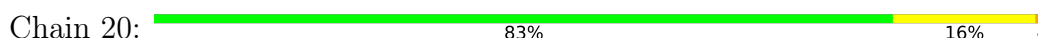
• Molecule 1: capsid protein

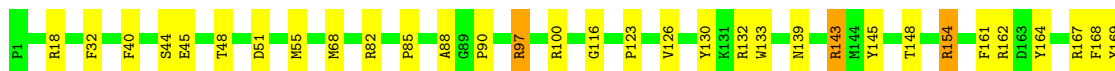


• Molecule 1: capsid protein

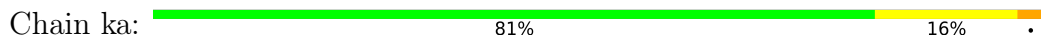


• Molecule 1: capsid protein

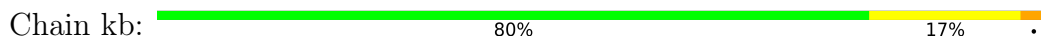




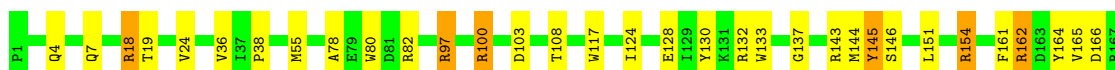
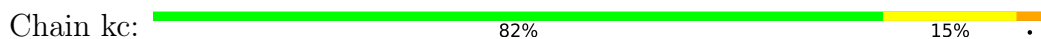
• Molecule 1: capsid protein



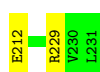
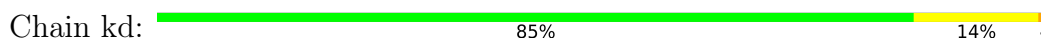
• Molecule 1: capsid protein



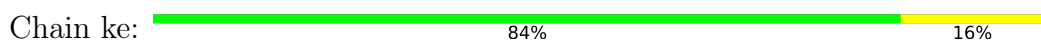
• Molecule 1: capsid protein

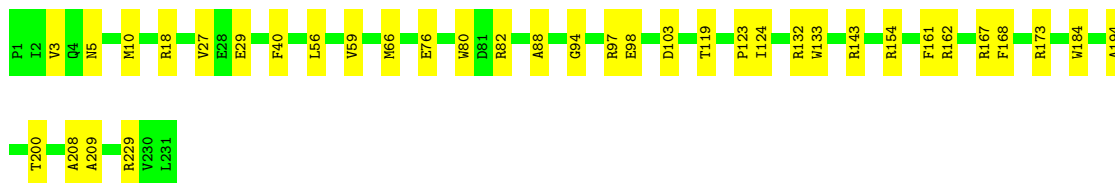


• Molecule 1: capsid protein

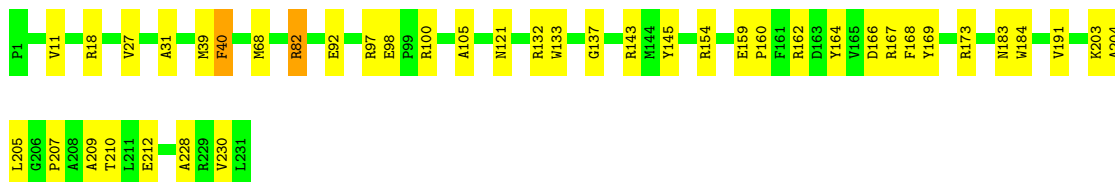
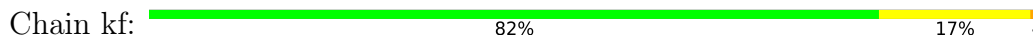


• Molecule 1: capsid protein

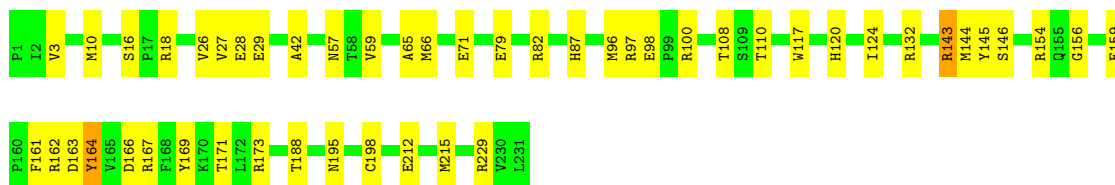
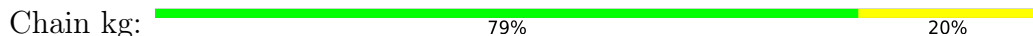




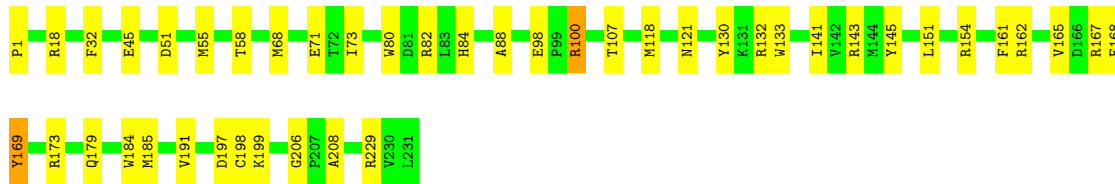
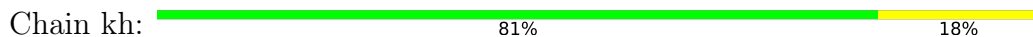
• Molecule 1: capsid protein



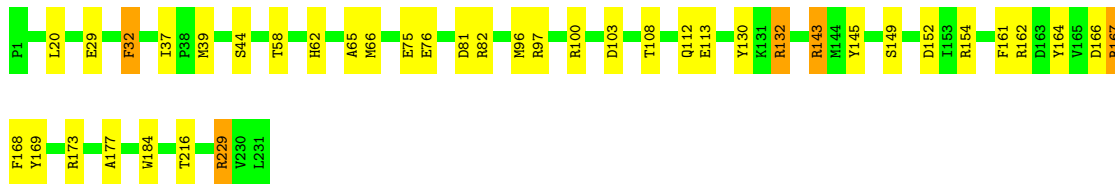
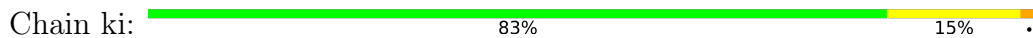
• Molecule 1: capsid protein



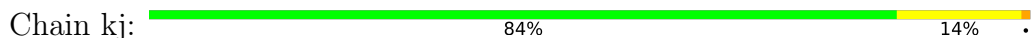
• Molecule 1: capsid protein

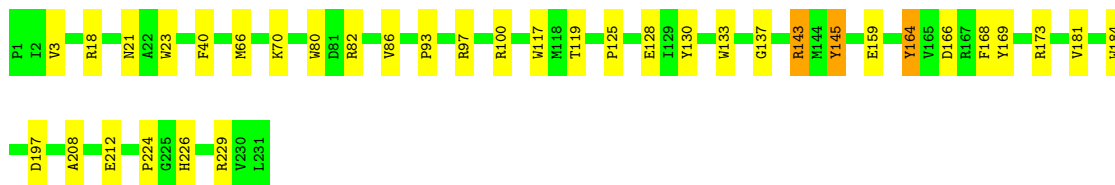


• Molecule 1: capsid protein

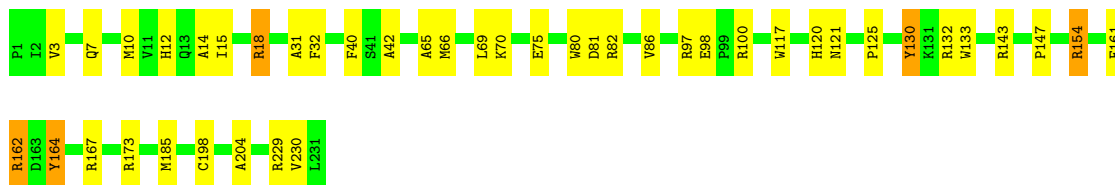
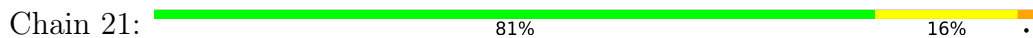


• Molecule 1: capsid protein

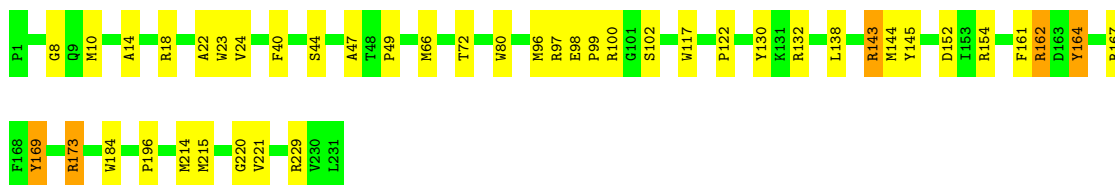
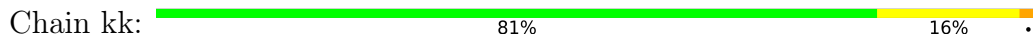




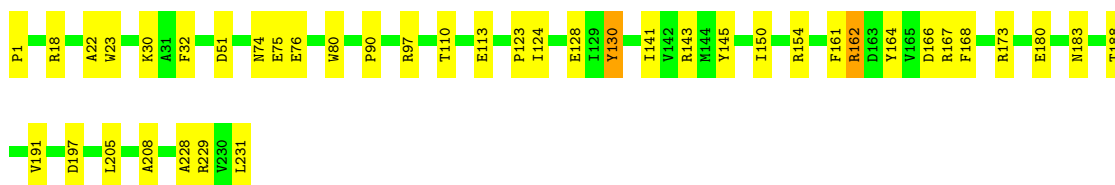
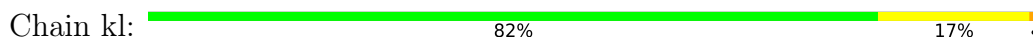
• Molecule 1: capsid protein



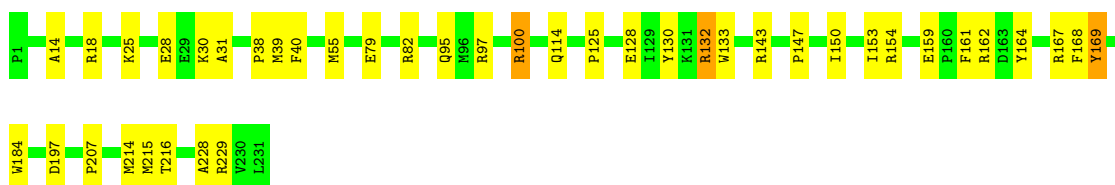
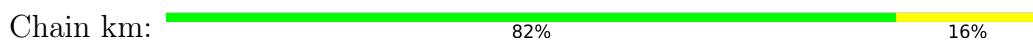
• Molecule 1: capsid protein



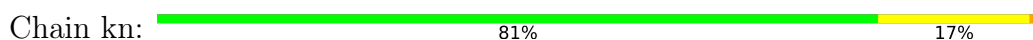
• Molecule 1: capsid protein

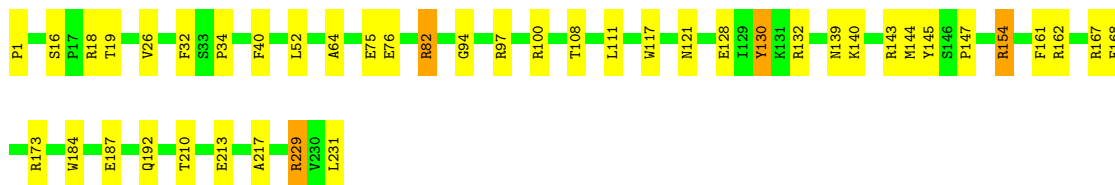


• Molecule 1: capsid protein

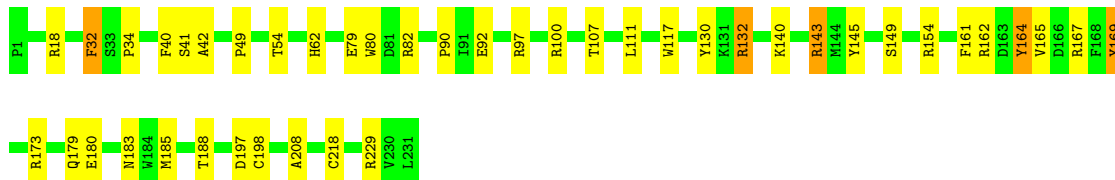
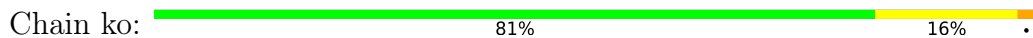


• Molecule 1: capsid protein

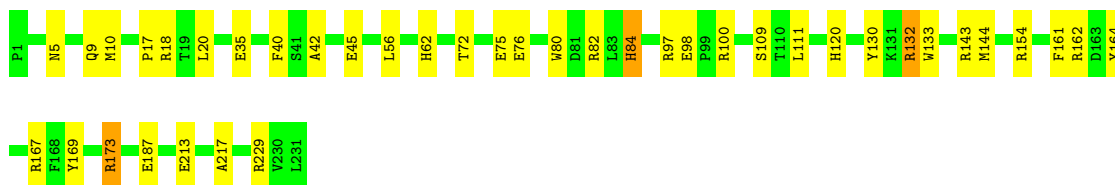
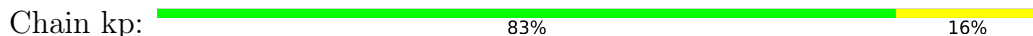




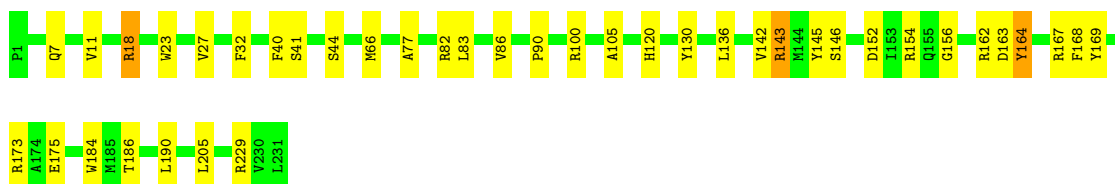
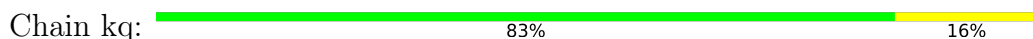
• Molecule 1: capsid protein



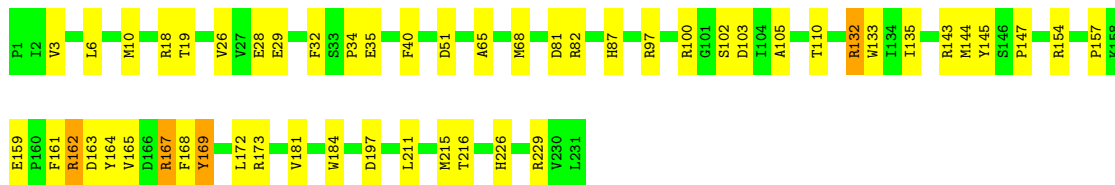
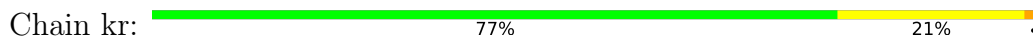
• Molecule 1: capsid protein




• Molecule 1: capsid protein

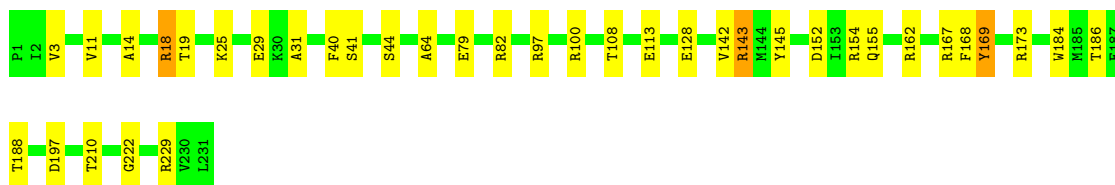


• Molecule 1: capsid protein




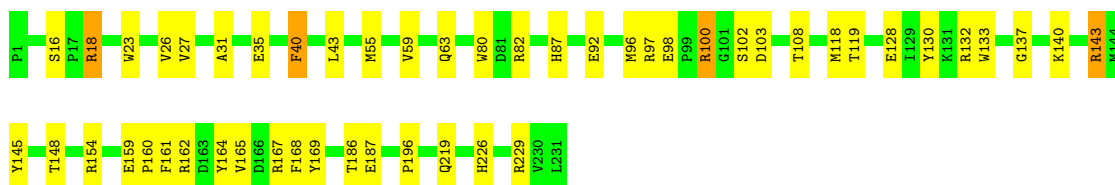
• Molecule 1: capsid protein

Chain ks:  84% 15%




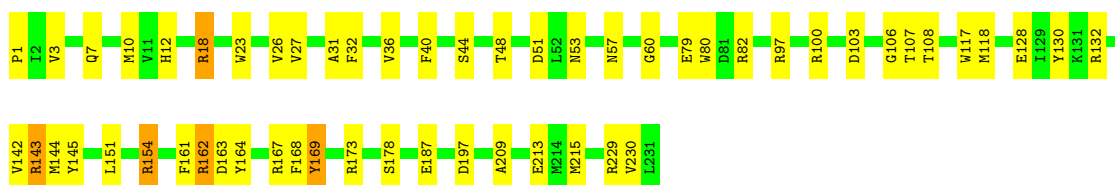
• Molecule 1: capsid protein

Chain kt:  78% 20%




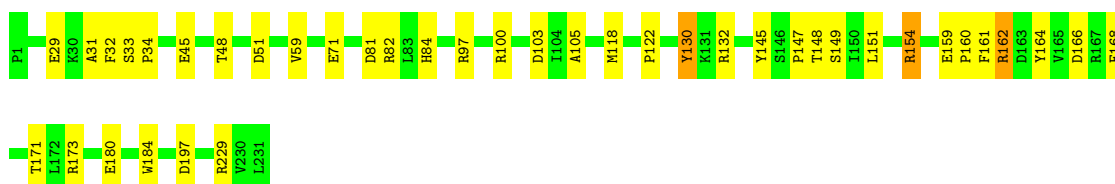
• Molecule 1: capsid protein

Chain 22:  76% 22%




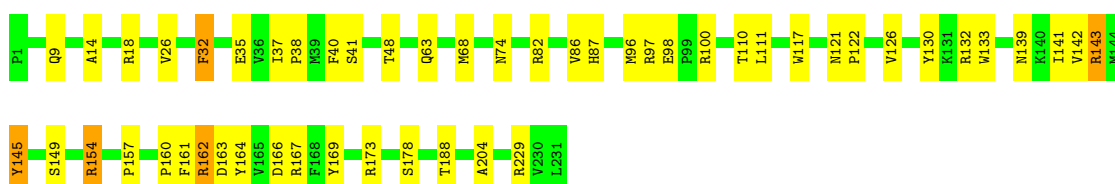
• Molecule 1: capsid protein

Chain ku:  83% 16%




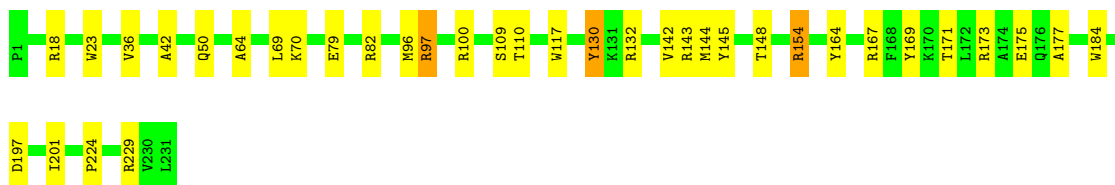
• Molecule 1: capsid protein

Chain kv:  78% 20%




• Molecule 1: capsid protein

Chain kw:  84% 14%




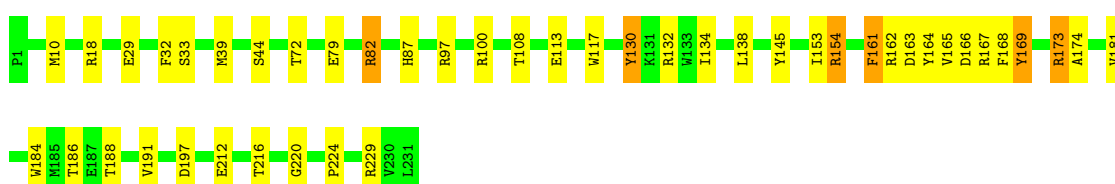
• Molecule 1: capsid protein

Chain kx:  80% 18%




• Molecule 1: capsid protein

Chain ky:  81% 17%




• Molecule 1: capsid protein

Chain kz:  83% 15%

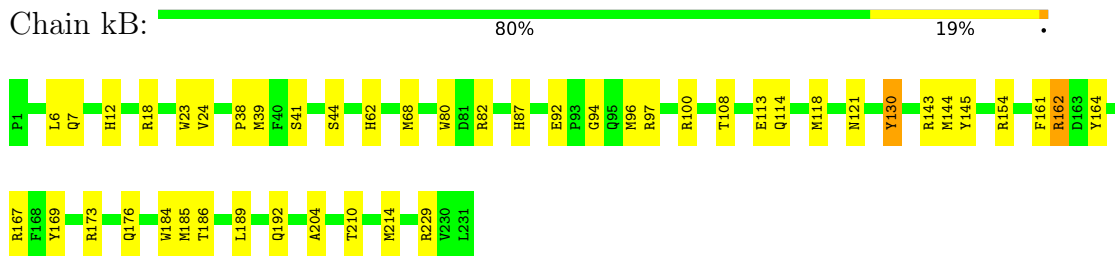


• Molecule 1: capsid protein

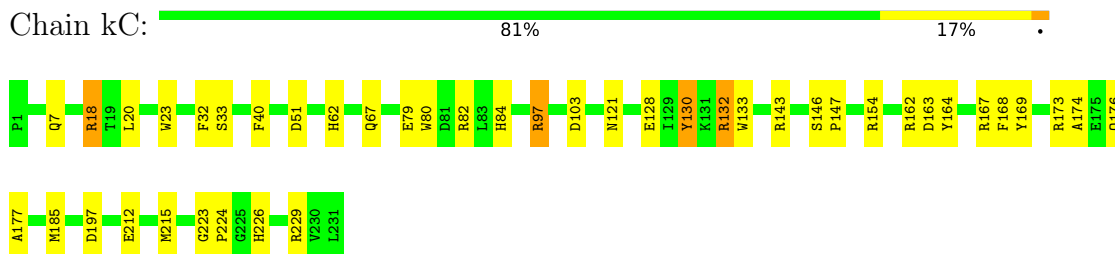
Chain kA:  82% 17%



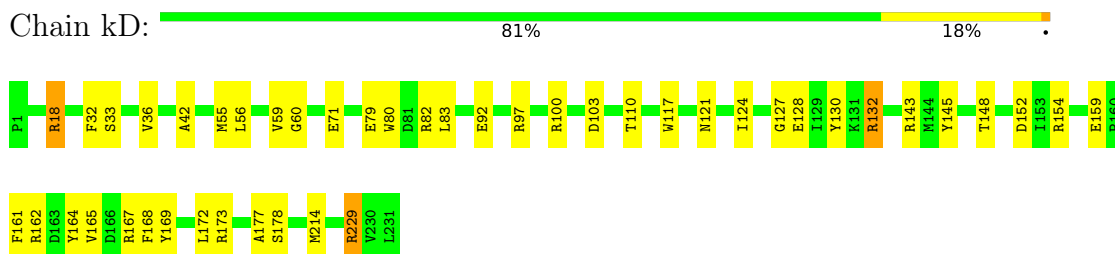
• Molecule 1: capsid protein



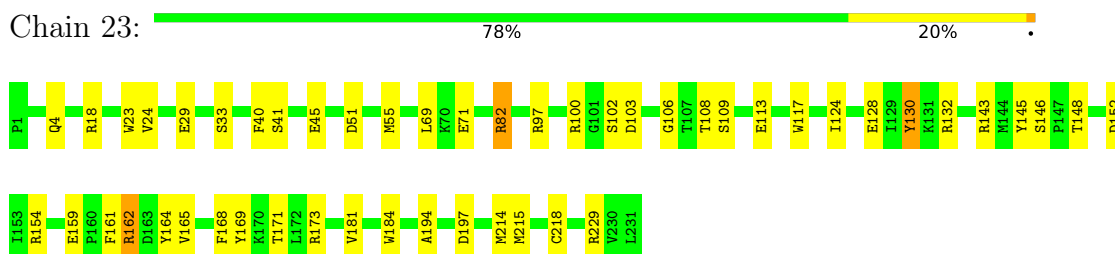
• Molecule 1: capsid protein



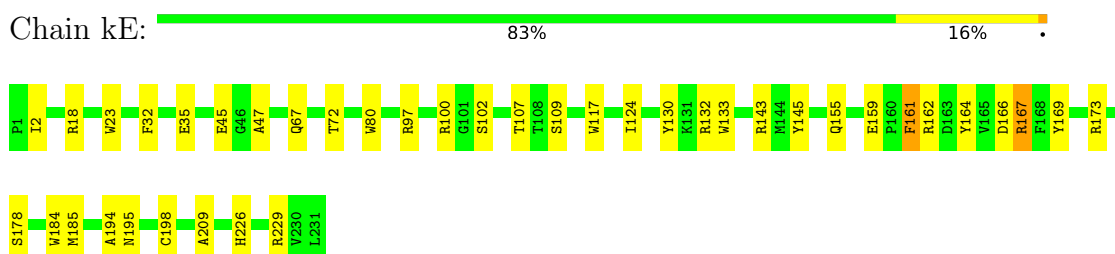
• Molecule 1: capsid protein




• Molecule 1: capsid protein

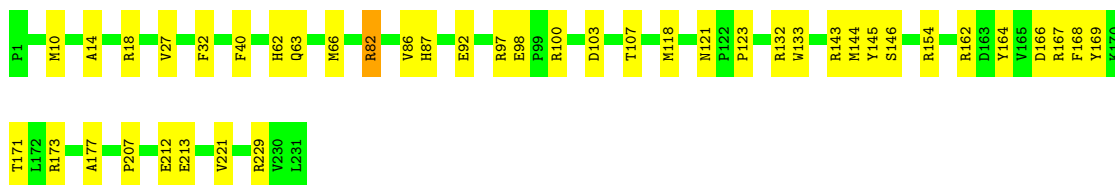


• Molecule 1: capsid protein




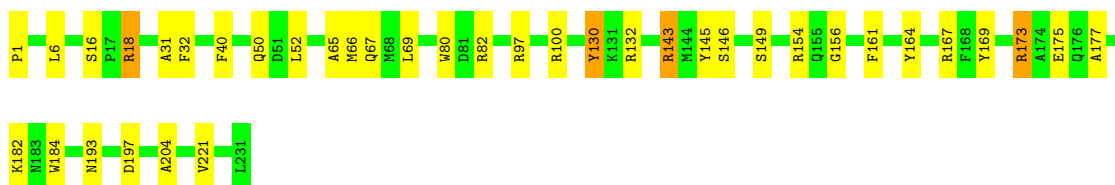
• Molecule 1: capsid protein

Chain kF:  82% 18%




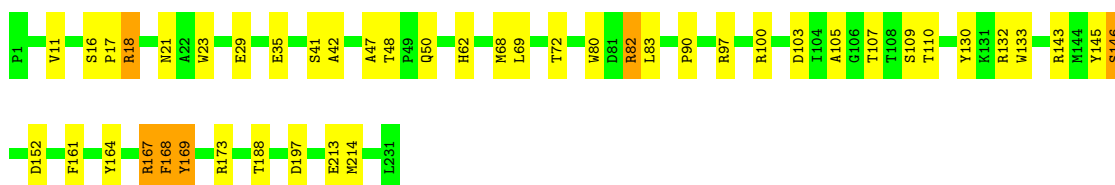
- Molecule 1: capsid protein

Chain kG:  84% 15%




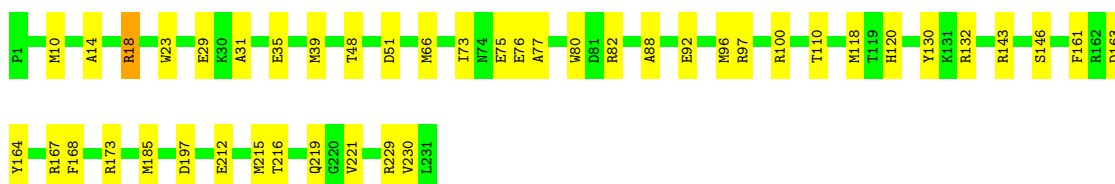
- Molecule 1: capsid protein

Chain kH:  81% 17%




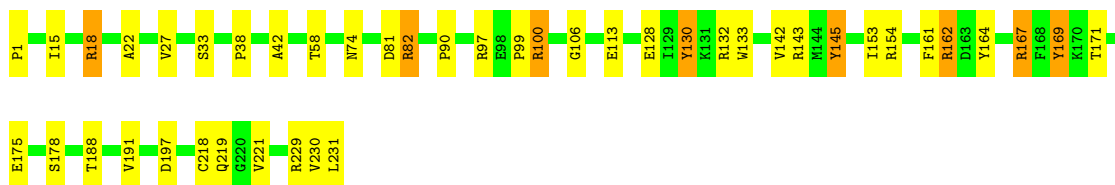
- Molecule 1: capsid protein

Chain kI:  81% 19%

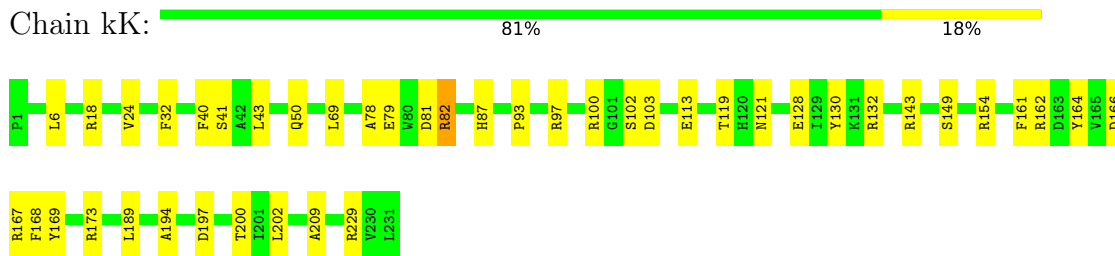


- Molecule 1: capsid protein

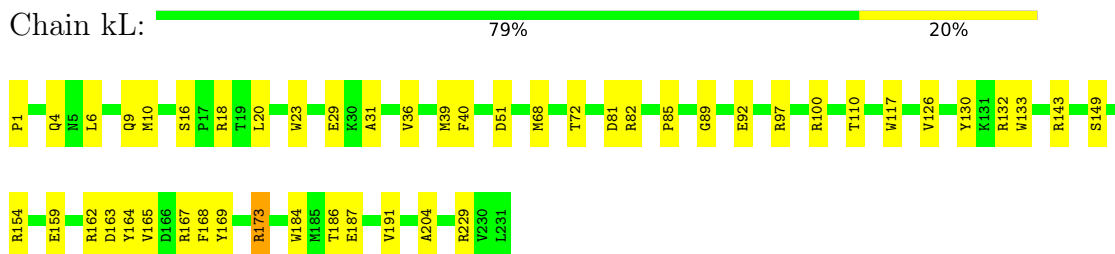
Chain kJ:  81% 16%



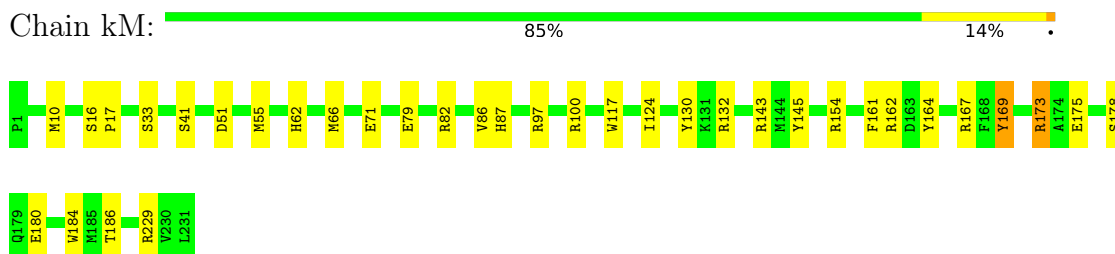
- Molecule 1: capsid protein



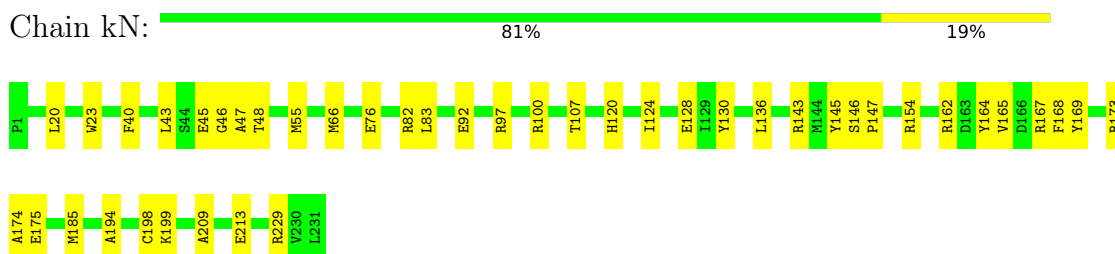
• Molecule 1: capsid protein



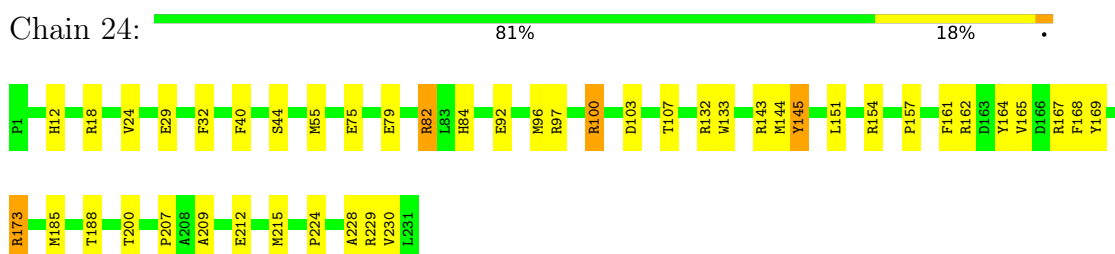
• Molecule 1: capsid protein




• Molecule 1: capsid protein

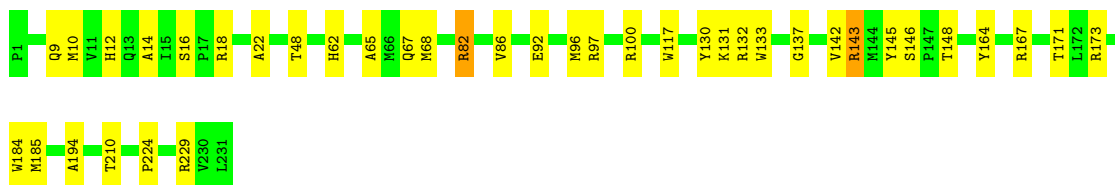


• Molecule 1: capsid protein




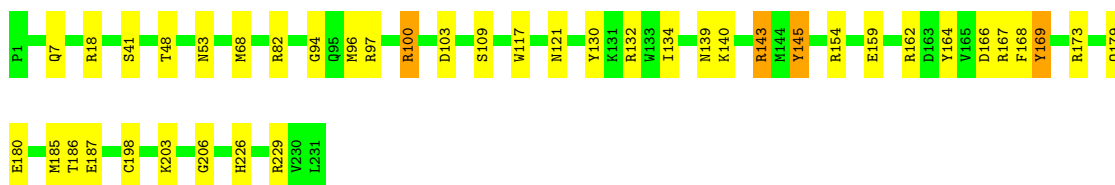
• Molecule 1: capsid protein

Chain kO:  83% 16%




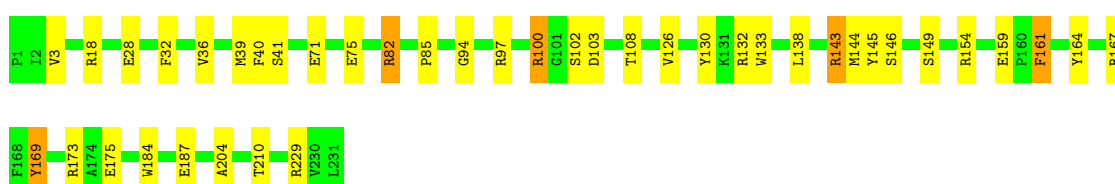
● Molecule 1: capsid protein

Chain kP:  82% 16%



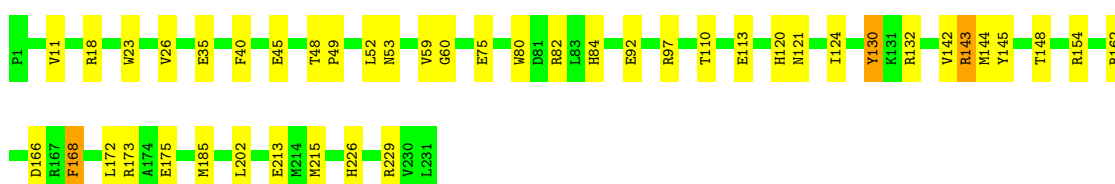
● Molecule 1: capsid protein

Chain kQ:  82% 16%




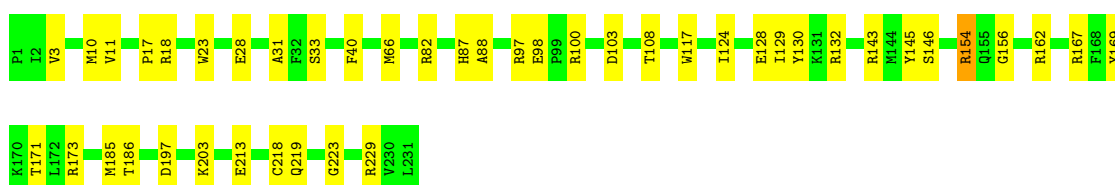
● Molecule 1: capsid protein

Chain kR:  81% 18%

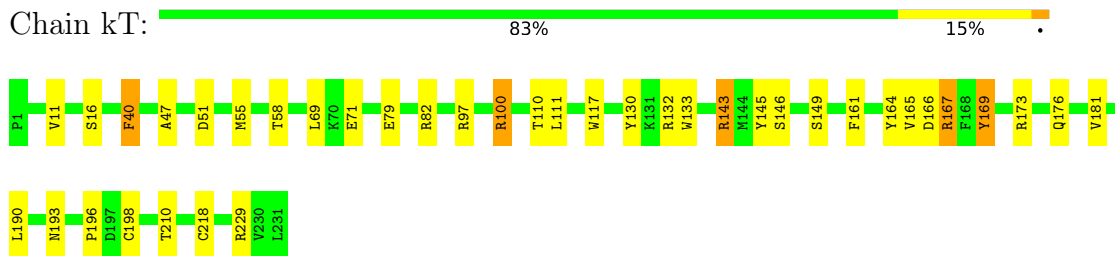


● Molecule 1: capsid protein

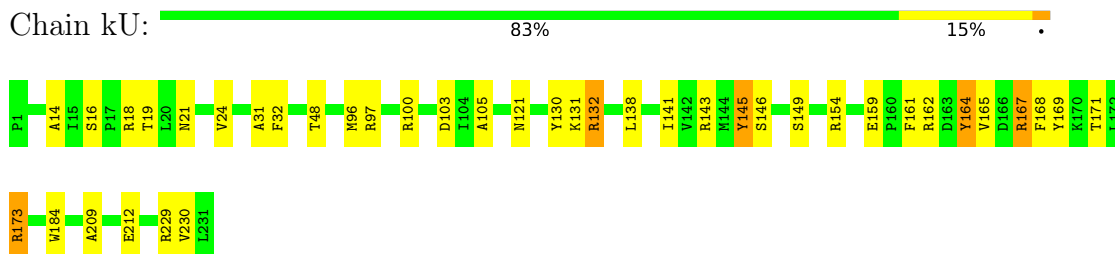
Chain kS:  81% 19%



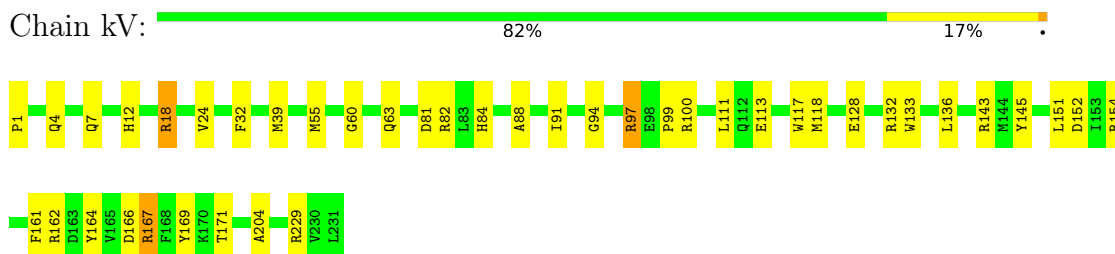
● Molecule 1: capsid protein



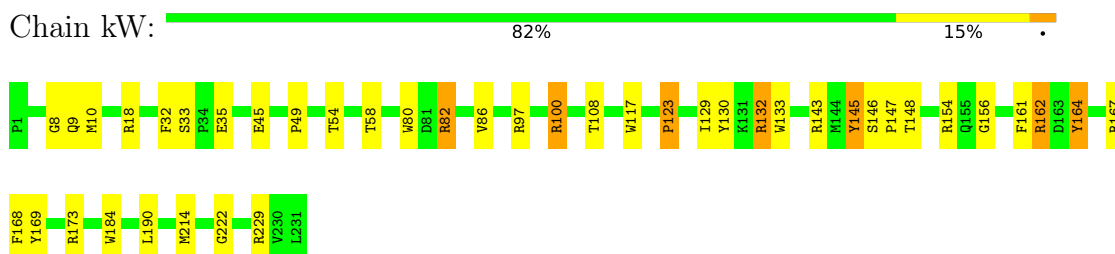
• Molecule 1: capsid protein



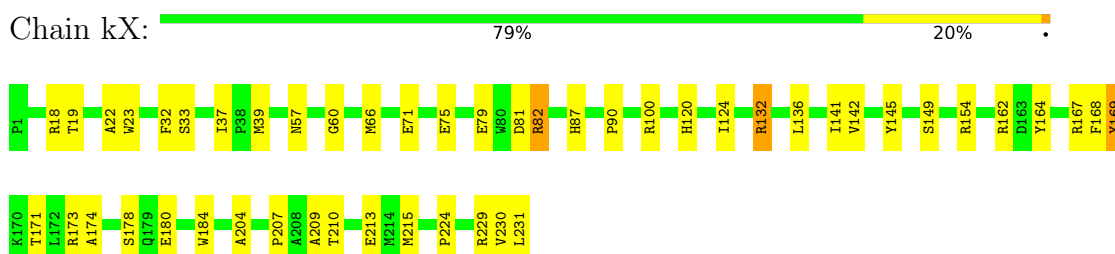
• Molecule 1: capsid protein




• Molecule 1: capsid protein

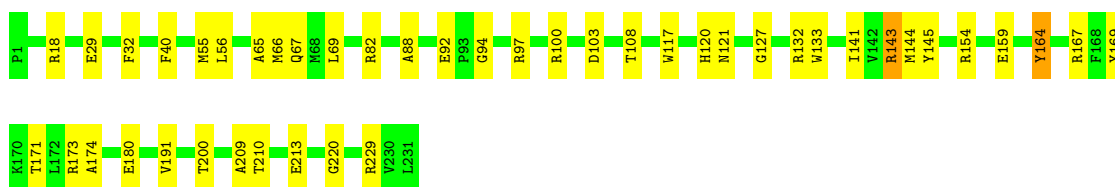


• Molecule 1: capsid protein




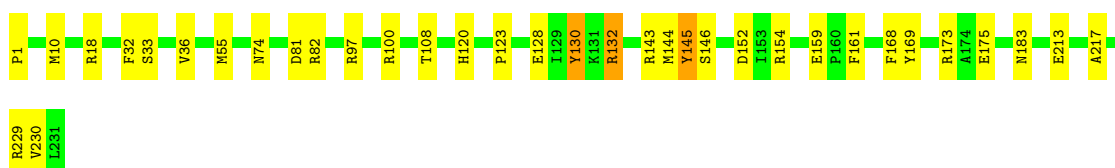
• Molecule 1: capsid protein

Chain 25:  81% 18%




• Molecule 1: capsid protein

Chain kY:  85% 14%




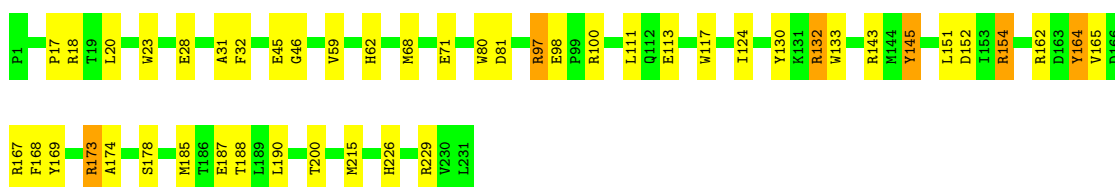
• Molecule 1: capsid protein

Chain kZ:  81% 18%




• Molecule 1: capsid protein

Chain l0:  80% 18%

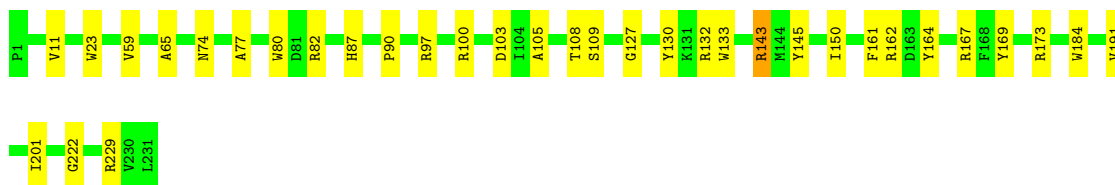
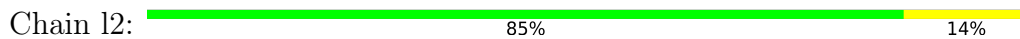


• Molecule 1: capsid protein

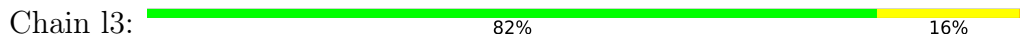
Chain l1:  83% 16%



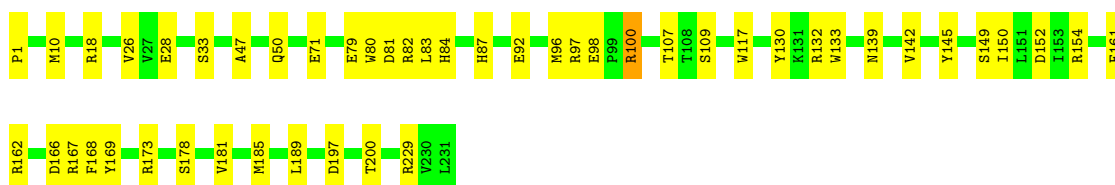
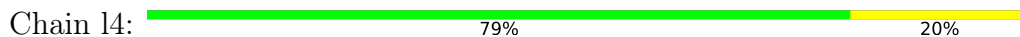
• Molecule 1: capsid protein



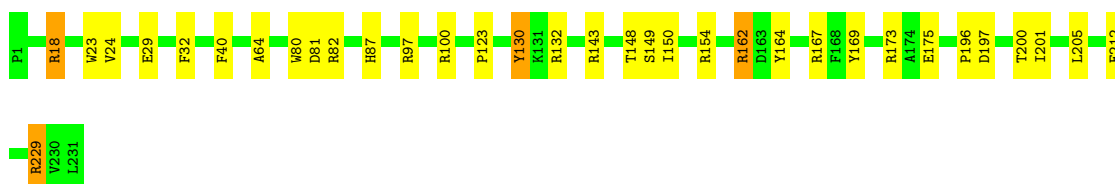
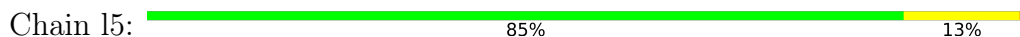
• Molecule 1: capsid protein



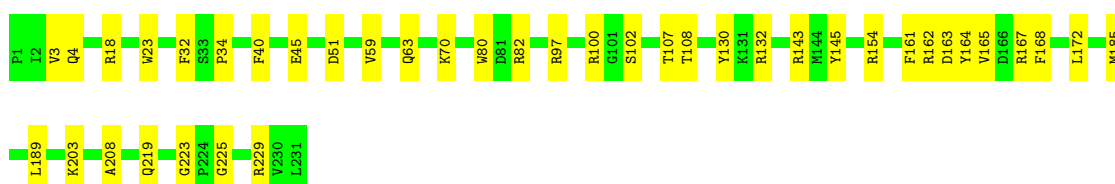
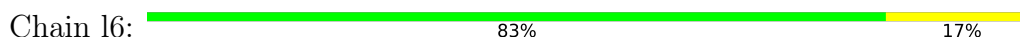
• Molecule 1: capsid protein



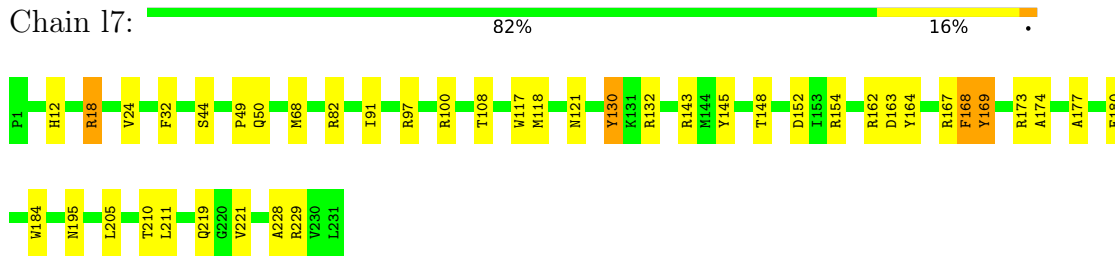
• Molecule 1: capsid protein



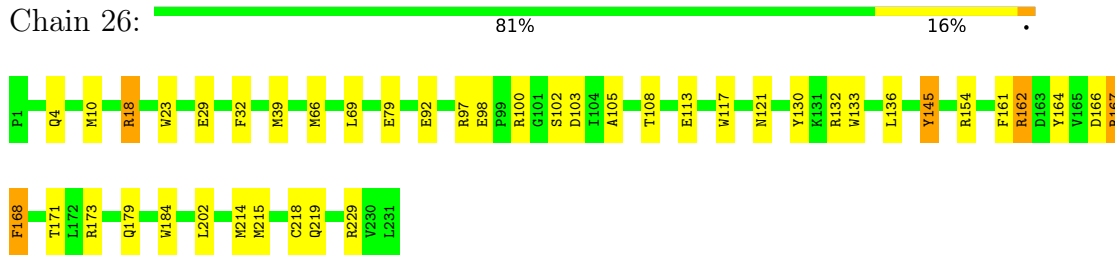
• Molecule 1: capsid protein



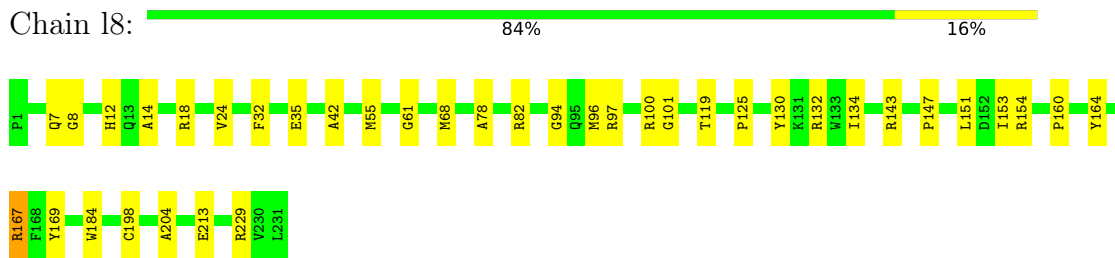
• Molecule 1: capsid protein



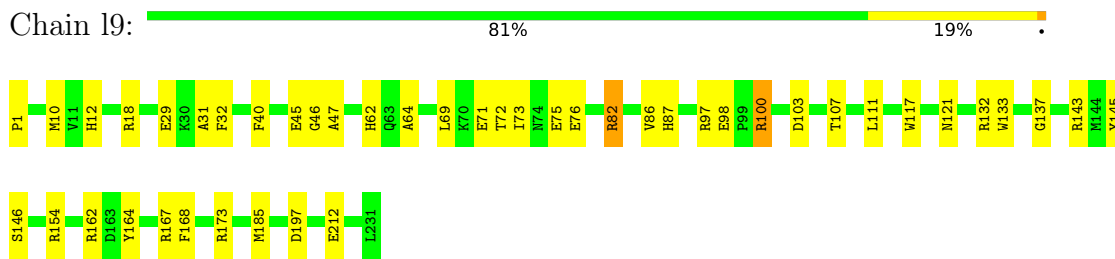
- Molecule 1: capsid protein



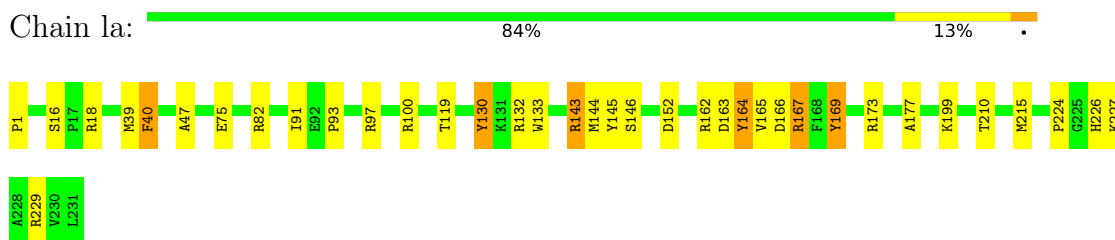
- Molecule 1: capsid protein




- Molecule 1: capsid protein

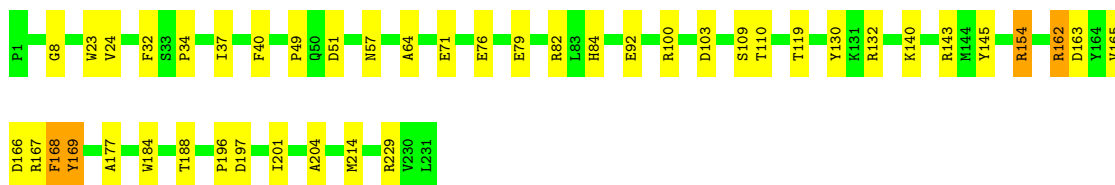


- Molecule 1: capsid protein




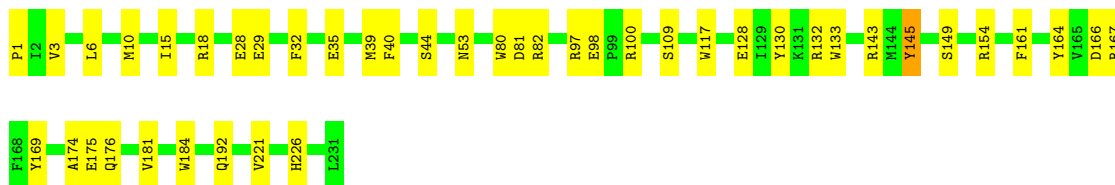
- Molecule 1: capsid protein

Chain lb:  81% 17%




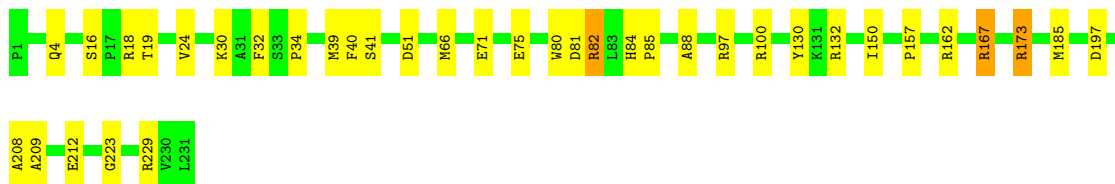
• Molecule 1: capsid protein

Chain lc:  81% 18%




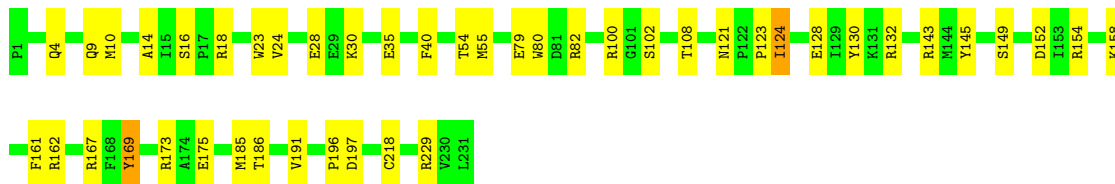
• Molecule 1: capsid protein

Chain ld:  84% 15%




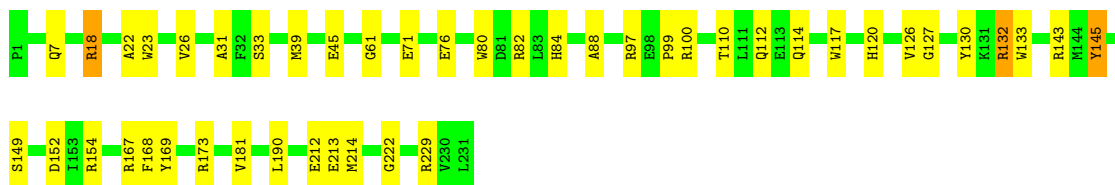
• Molecule 1: capsid protein

Chain le:  81% 19%




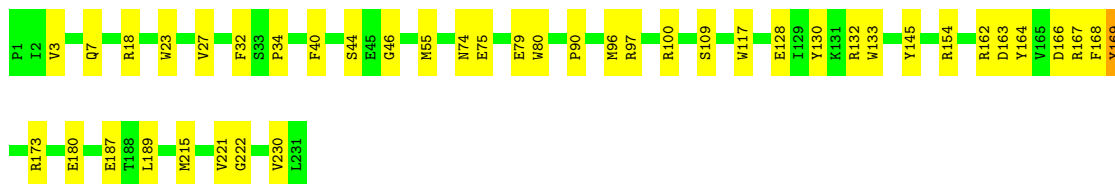
• Molecule 1: capsid protein

Chain lf:  81% 18%




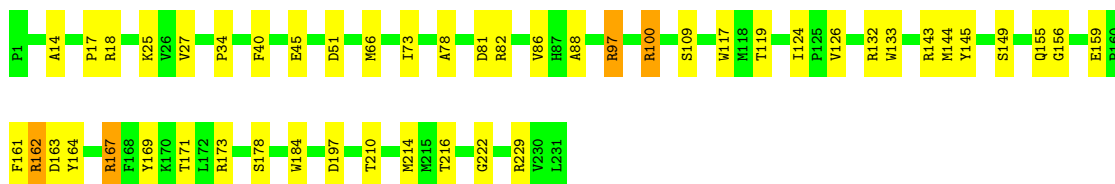
• Molecule 1: capsid protein

Chain lg:  82% 18%




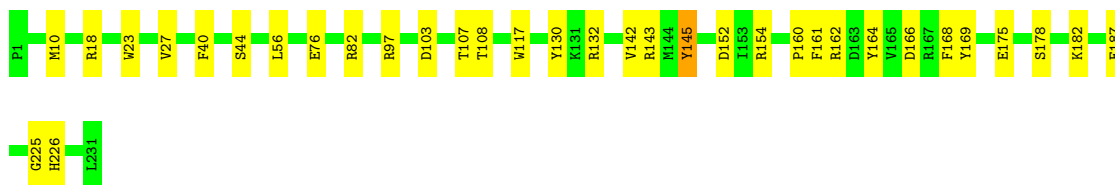
- Molecule 1: capsid protein

Chain lh:  79% 19%




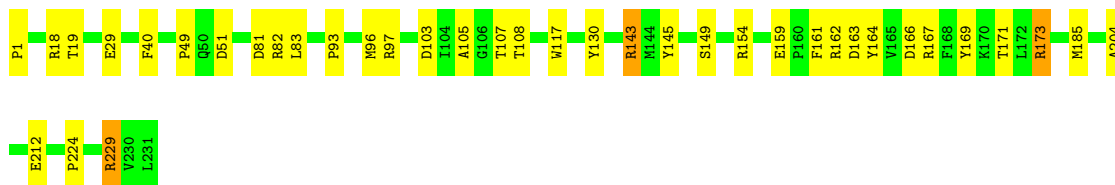
- Molecule 1: capsid protein

Chain 27:  85% 14%




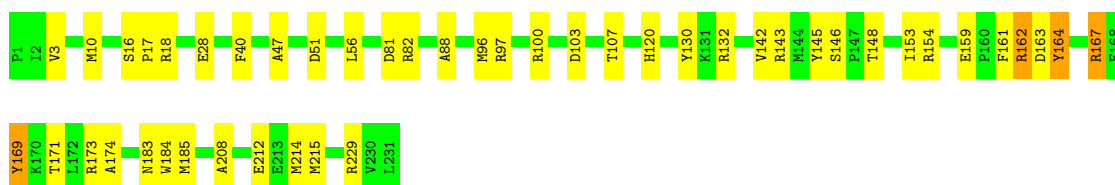
- Molecule 1: capsid protein

Chain li:  84% 15%

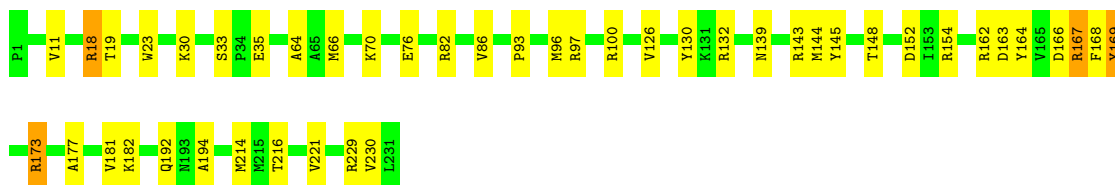
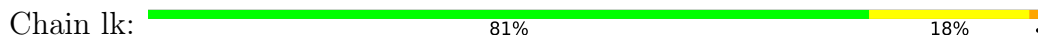


- Molecule 1: capsid protein

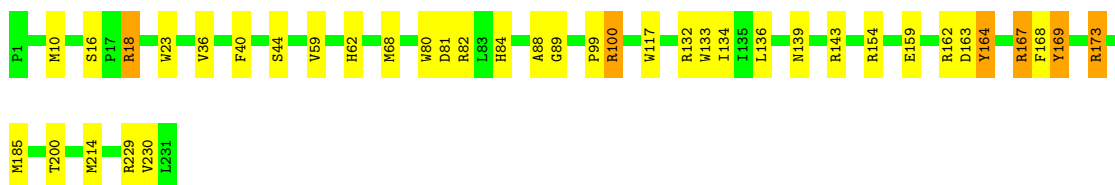
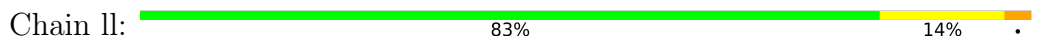
Chain lj:  80% 18%



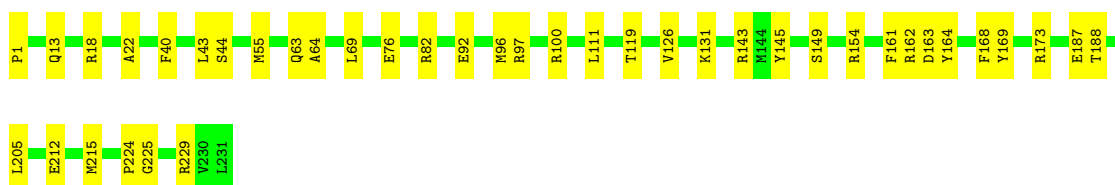
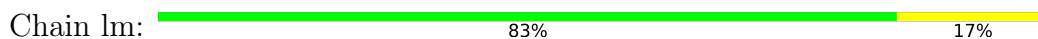
- Molecule 1: capsid protein



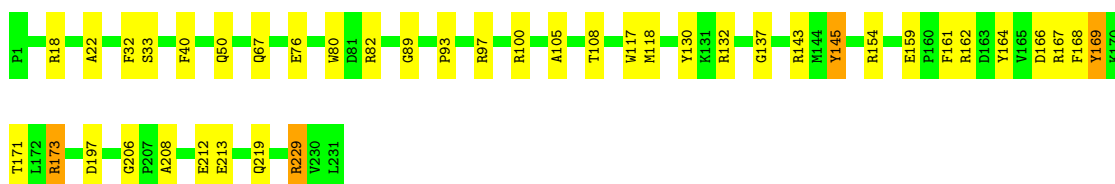
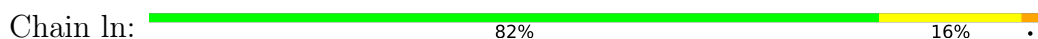
• Molecule 1: capsid protein



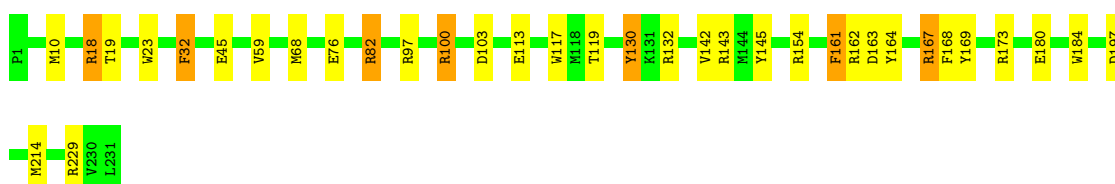
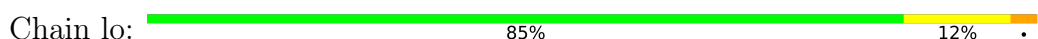
• Molecule 1: capsid protein




• Molecule 1: capsid protein

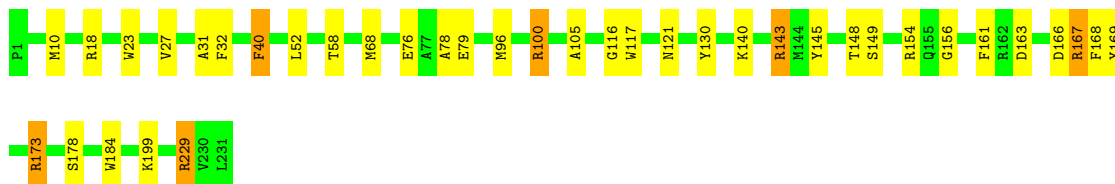


• Molecule 1: capsid protein




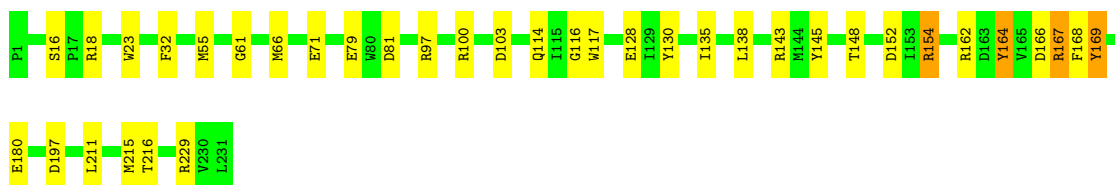
• Molecule 1: capsid protein

Chain lp:  84% 14%




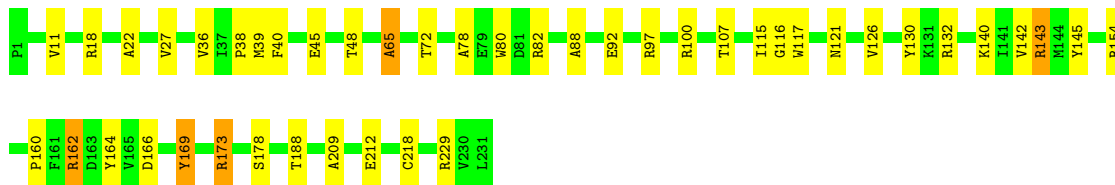
- Molecule 1: capsid protein

Chain lq:  84% 14%




- Molecule 1: capsid protein

Chain lr:  81% 17%




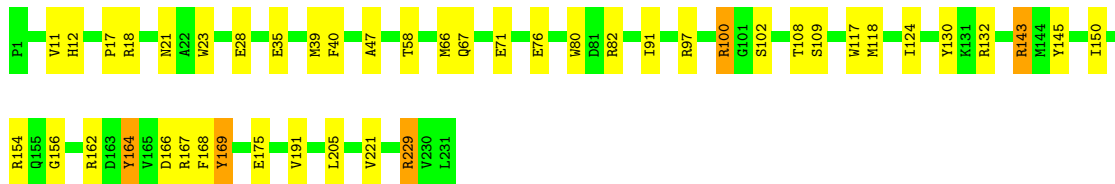
- Molecule 1: capsid protein

Chain 28:  81% 19%

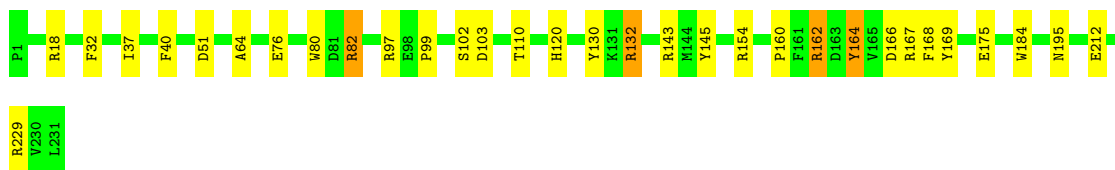
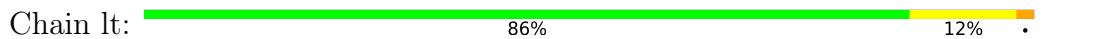


- Molecule 1: capsid protein

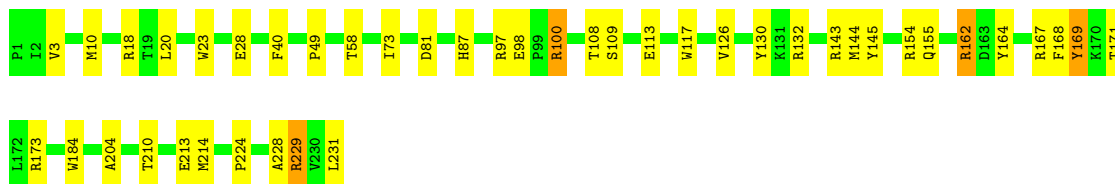
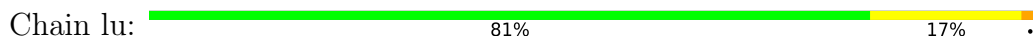
Chain ls:  81% 17%



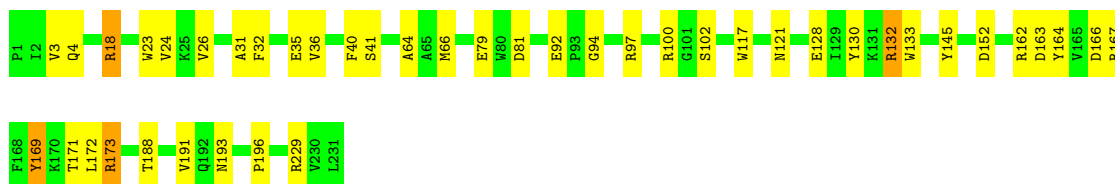
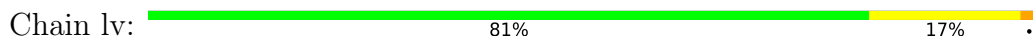
- Molecule 1: capsid protein



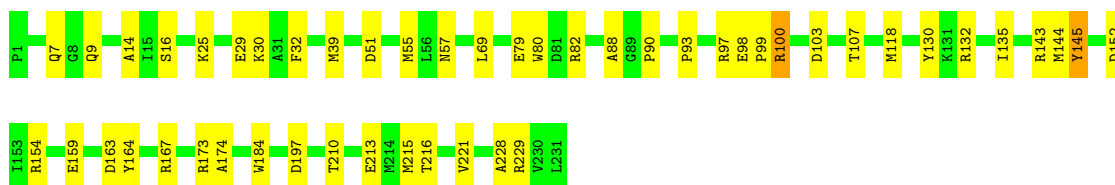
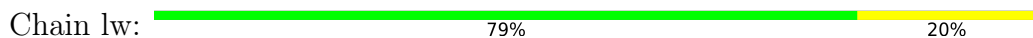
• Molecule 1: capsid protein



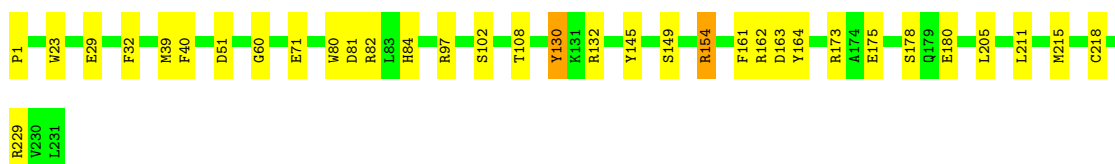
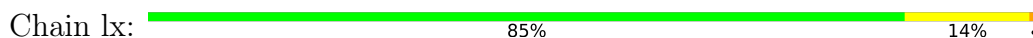
• Molecule 1: capsid protein




• Molecule 1: capsid protein

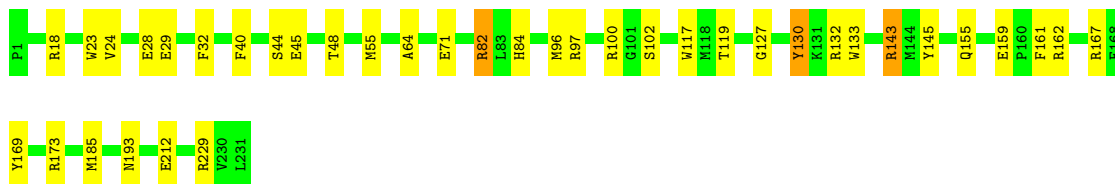


• Molecule 1: capsid protein




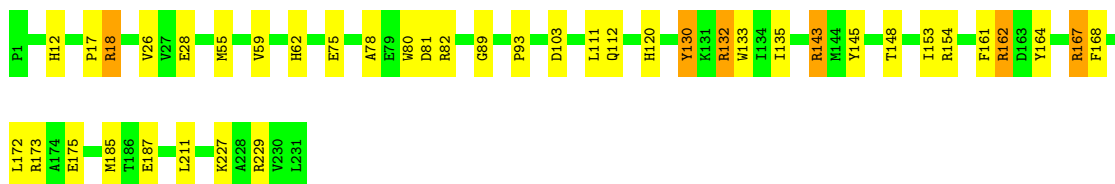
• Molecule 1: capsid protein

Chain ly:  84% 15%




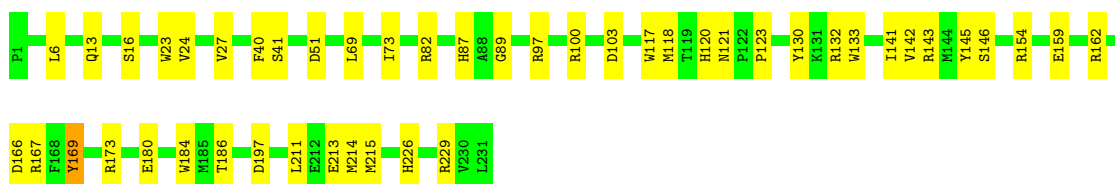
• Molecule 1: capsid protein

Chain lz:  82% 15%




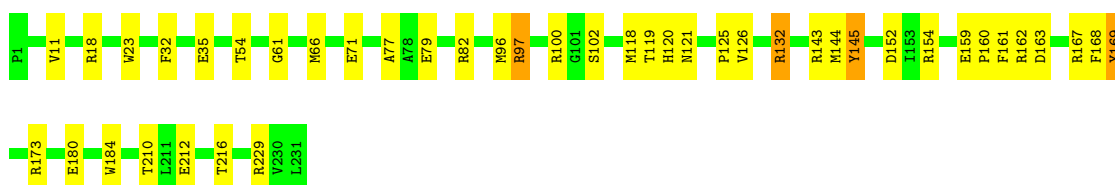
• Molecule 1: capsid protein

Chain lA:  80% 20%




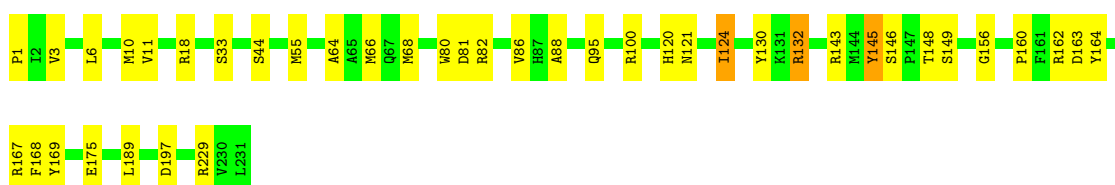
• Molecule 1: capsid protein

Chain lB:  81% 17%




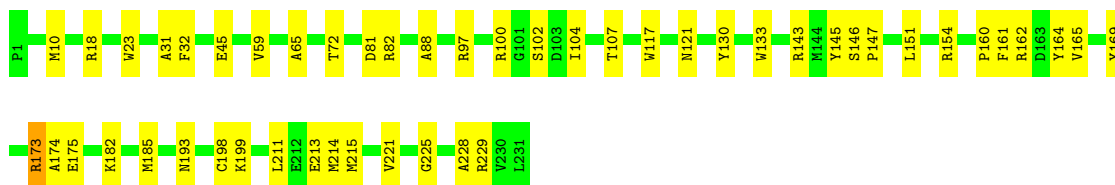
• Molecule 1: capsid protein

Chain 29:  82% 16%




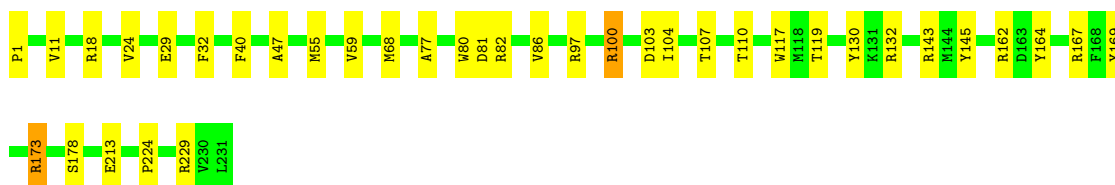
• Molecule 1: capsid protein

Chain IC:  79% 21%




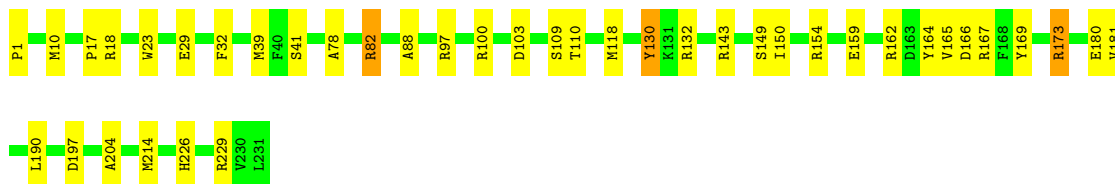
- Molecule 1: capsid protein

Chain ID:  84% 15% .




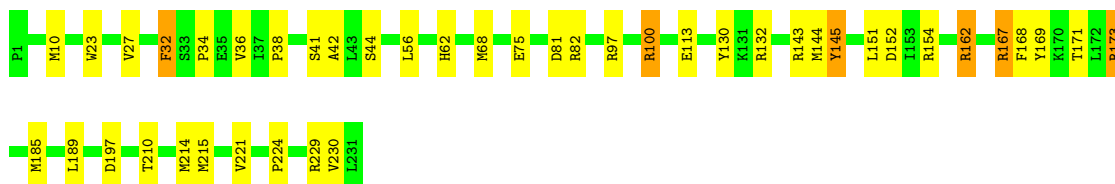
- Molecule 1: capsid protein

Chain IE:  83% 16% .




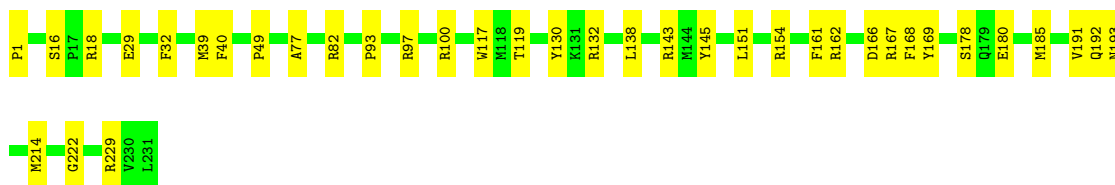
- Molecule 1: capsid protein

Chain IF:  81% 16% .




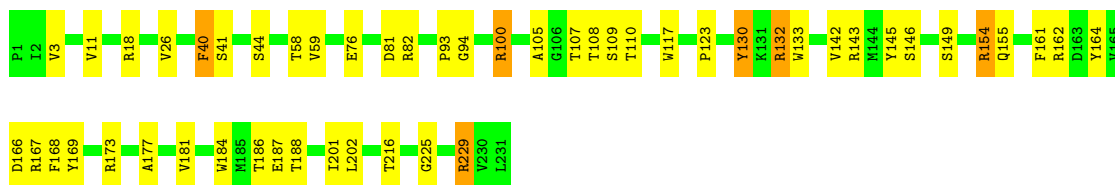
- Molecule 1: capsid protein

Chain IG:  84% 16%




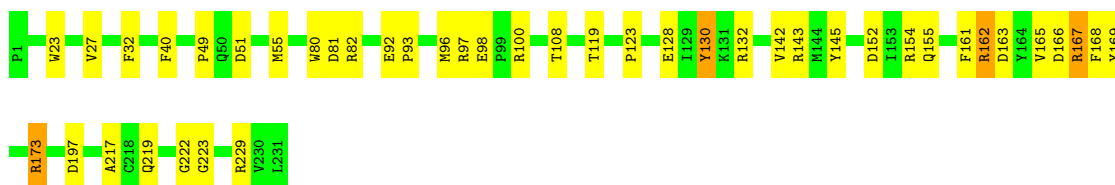
- Molecule 1: capsid protein

Chain IH:  78% 19%




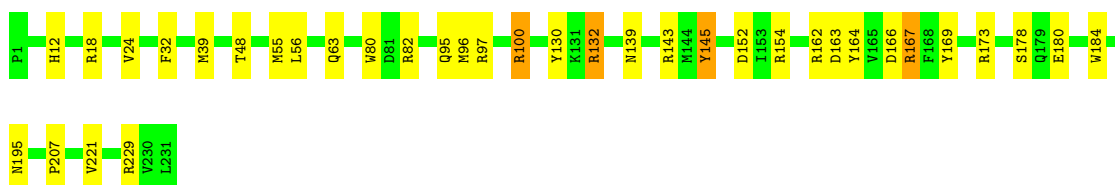
• Molecule 1: capsid protein

Chain II:  81% 17%




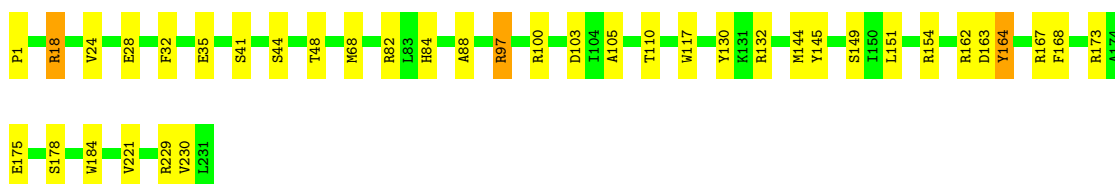
• Molecule 1: capsid protein

Chain IJ:  84% 14%




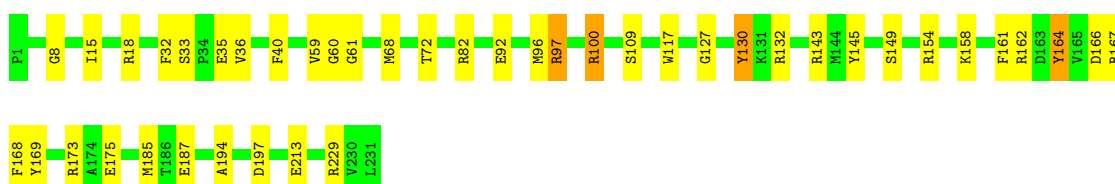
• Molecule 1: capsid protein

Chain IK:  84% 15%




• Molecule 1: capsid protein

Chain IL:  81% 17%




• Molecule 1: capsid protein

Chain 2a:  82% 17%




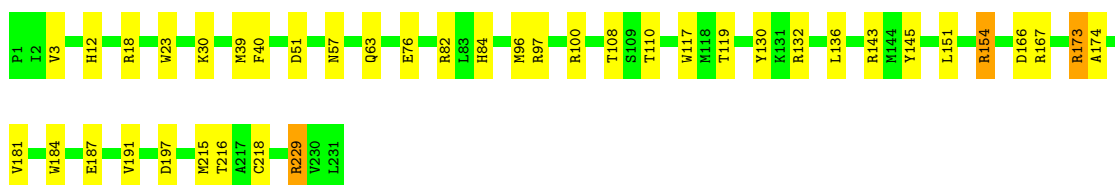
- Molecule 1: capsid protein

Chain 1M:  81% 17%




- Molecule 1: capsid protein

Chain 1N:  83% 16%




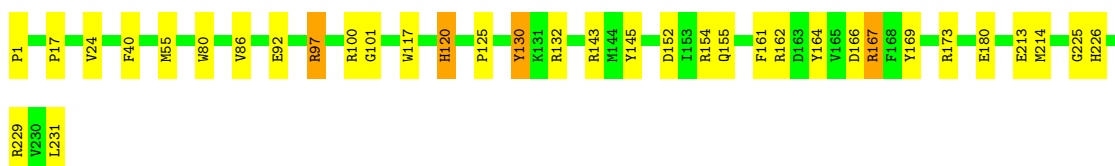
- Molecule 1: capsid protein

Chain 1O:  81% 18%

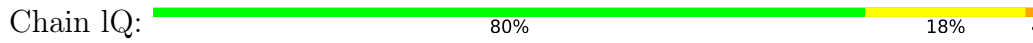


- Molecule 1: capsid protein

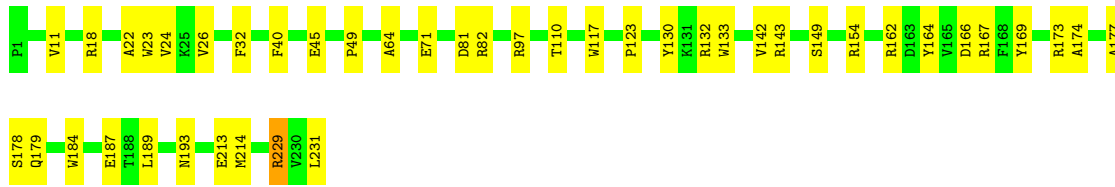
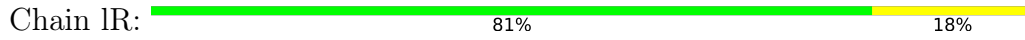
Chain 1P:  85% 13%



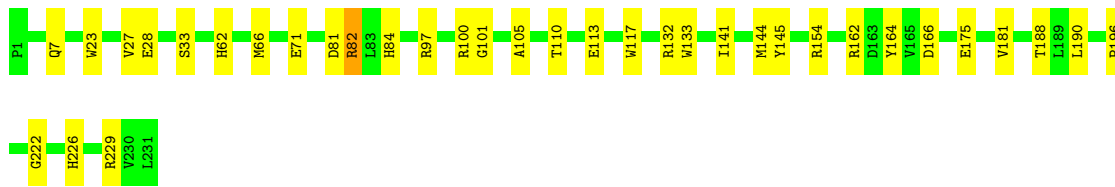
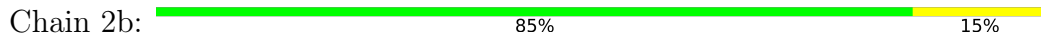
- Molecule 1: capsid protein



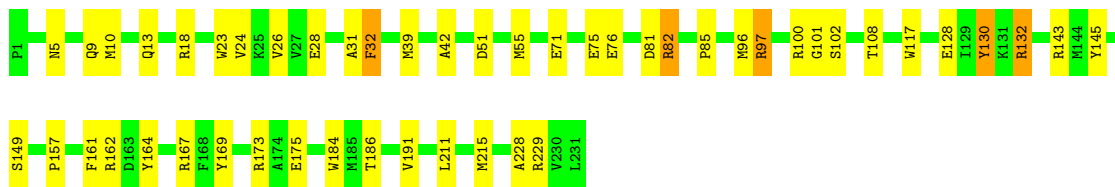
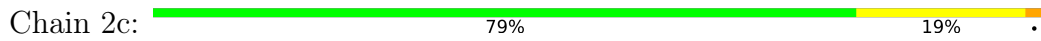
• Molecule 1: capsid protein



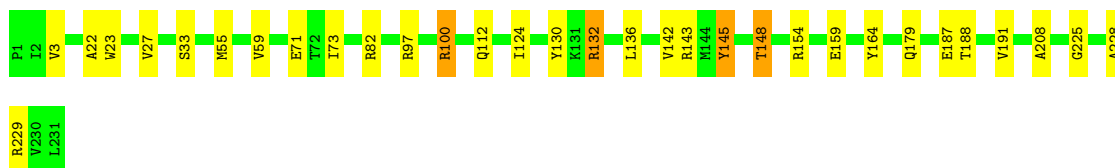
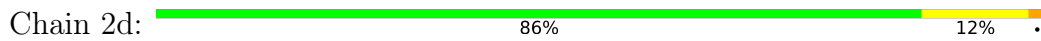
• Molecule 1: capsid protein




• Molecule 1: capsid protein

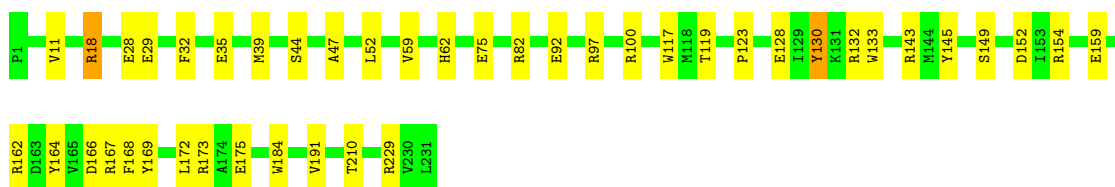


• Molecule 1: capsid protein




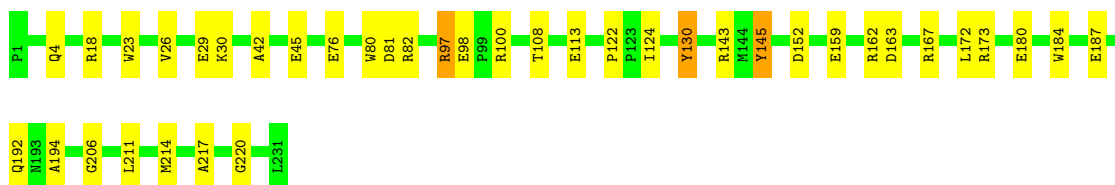
• Molecule 1: capsid protein

Chain 2e:  81% 18%




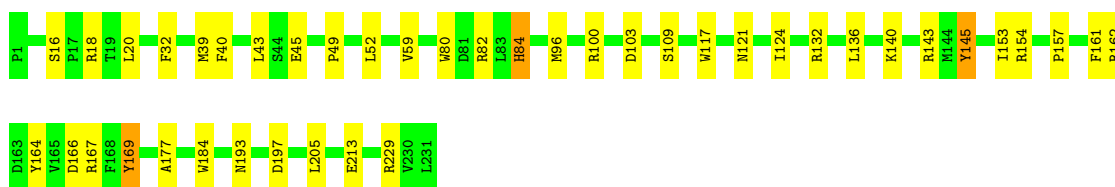
• Molecule 1: capsid protein

Chain 2f:  83% 16%




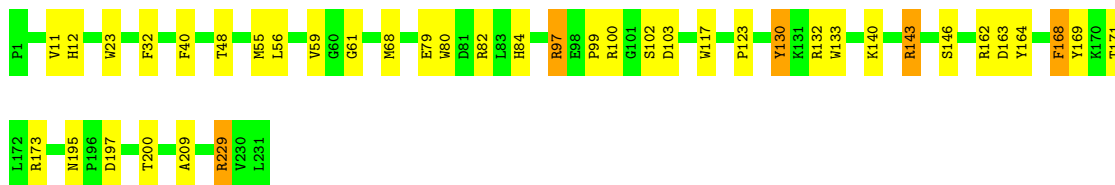
• Molecule 1: capsid protein

Chain 2g:  82% 17%




• Molecule 1: capsid protein

Chain 2h:  83% 15%




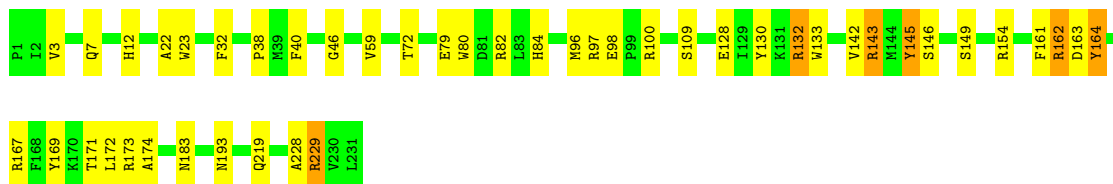
• Molecule 1: capsid protein

Chain 2i:  83% 16%




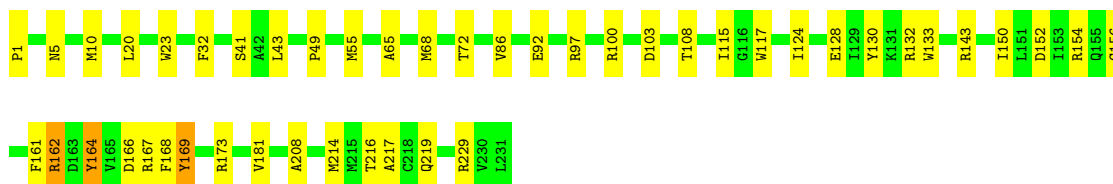
• Molecule 1: capsid protein

Chain 2j:  81% 17%




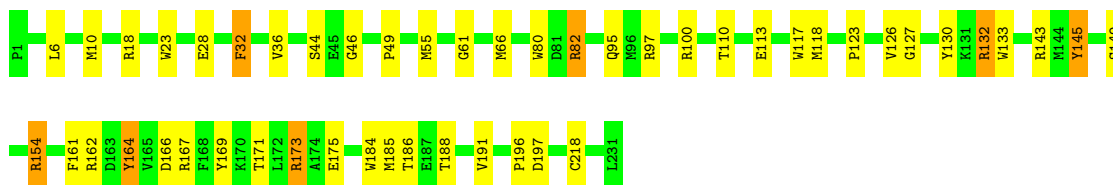
- Molecule 1: capsid protein

Chain 2k:  80% 19%




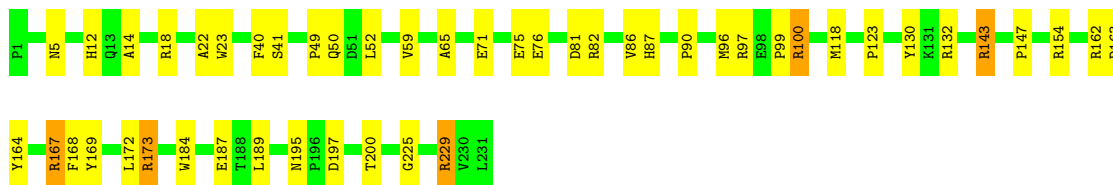
- Molecule 1: capsid protein

Chain 2l:  79% 18%




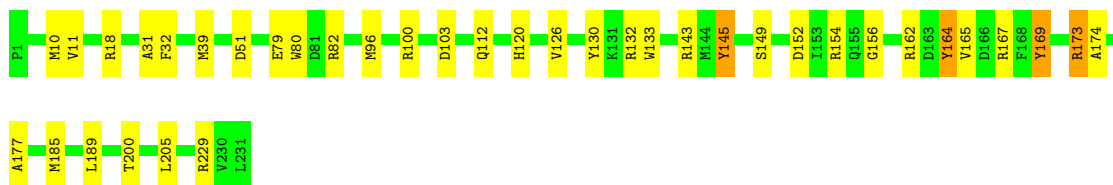
- Molecule 1: capsid protein

Chain 2m:  79% 19%

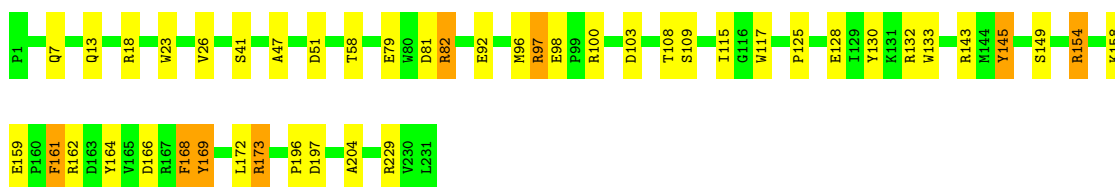


- Molecule 1: capsid protein

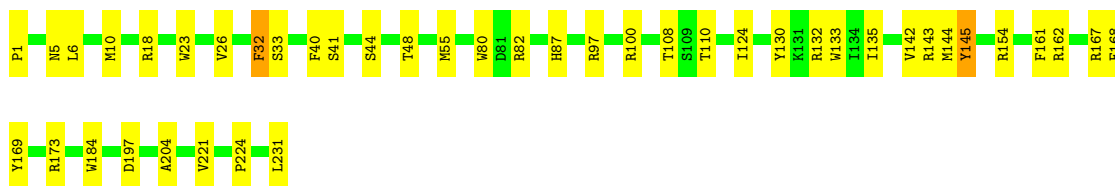
Chain 2n:  84% 15%



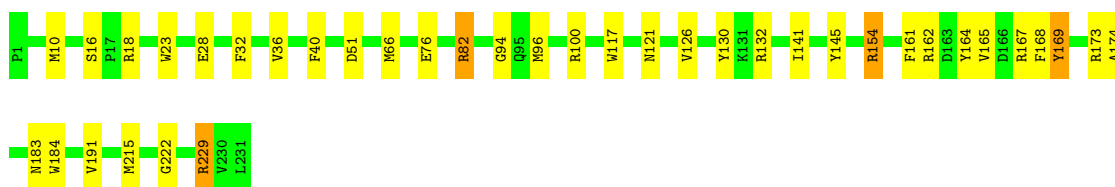
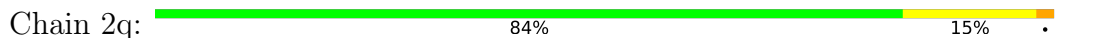
- Molecule 1: capsid protein



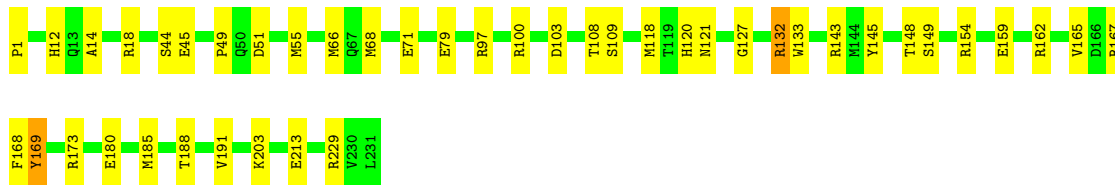
• Molecule 1: capsid protein



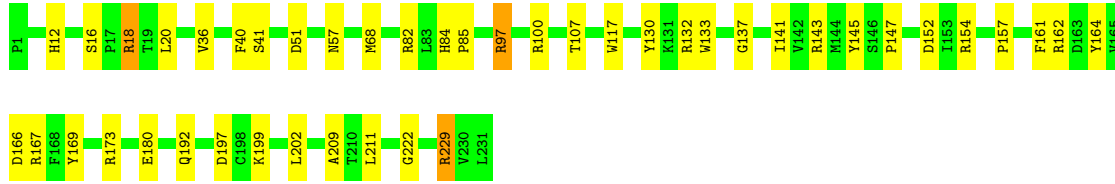
• Molecule 1: capsid protein



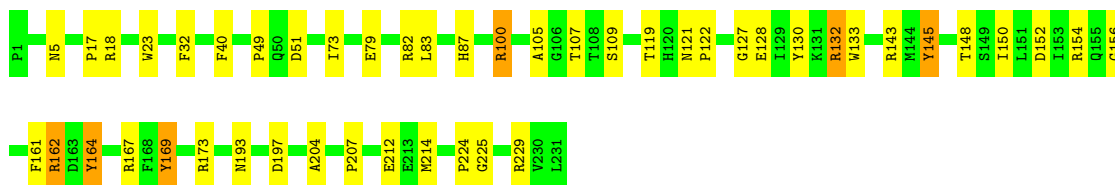
• Molecule 1: capsid protein



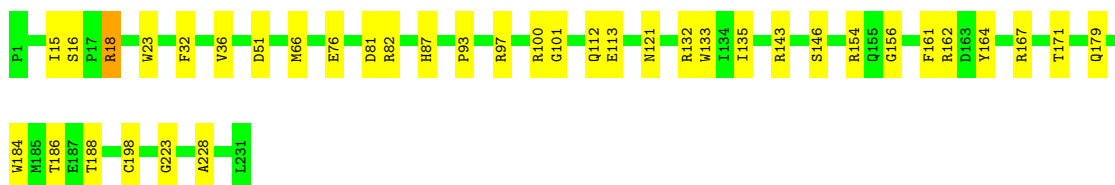
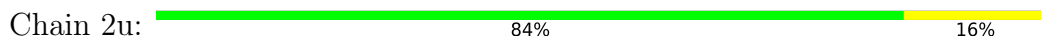
• Molecule 1: capsid protein



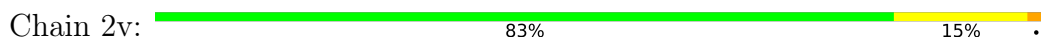
• Molecule 1: capsid protein



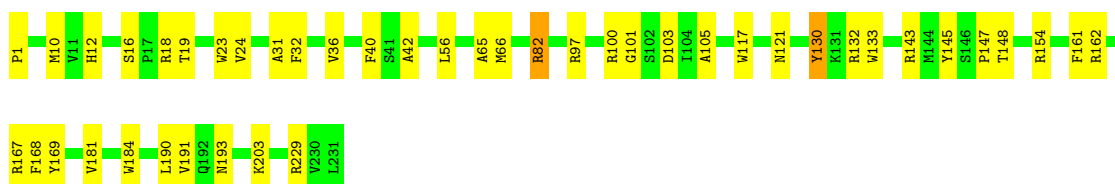
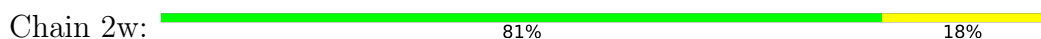
• Molecule 1: capsid protein



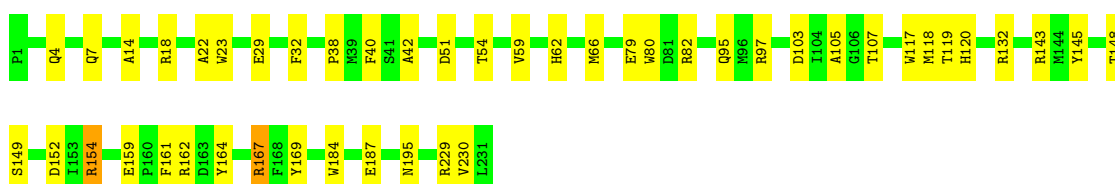
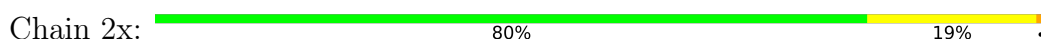
• Molecule 1: capsid protein




• Molecule 1: capsid protein

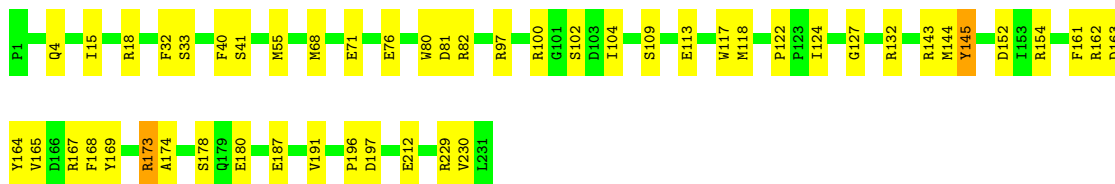


• Molecule 1: capsid protein




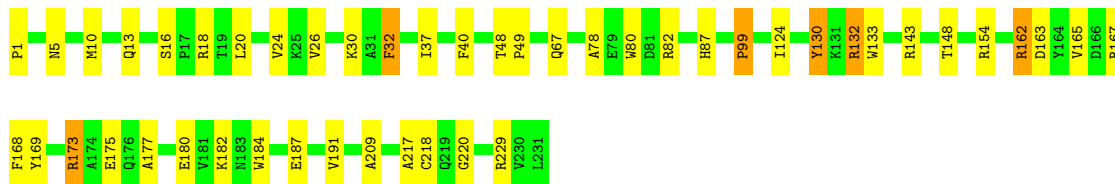
• Molecule 1: capsid protein

Chain 2y:  78% 21%




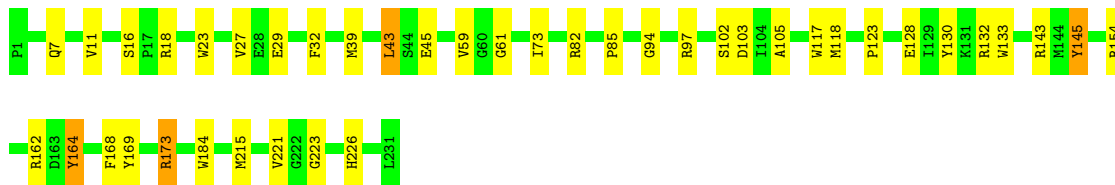
- Molecule 1: capsid protein

Chain 2z:  80% 18%




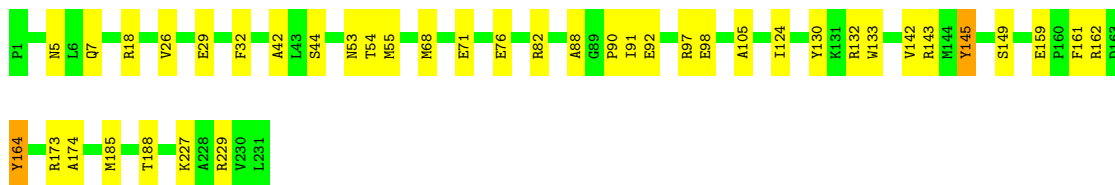
- Molecule 1: capsid protein

Chain 2A:  82% 16%




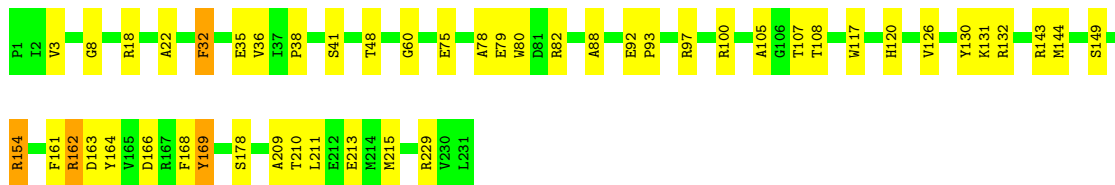
- Molecule 1: capsid protein

Chain 2B:  83% 16%




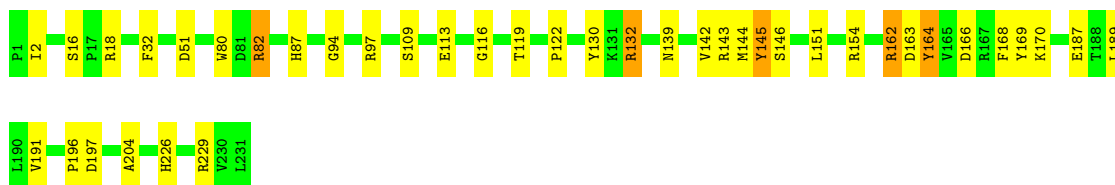
- Molecule 1: capsid protein

Chain 2C:  79% 19%




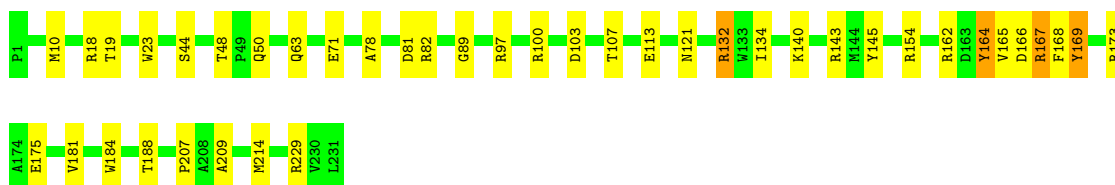
- Molecule 1: capsid protein

Chain 2D:  83% 15%




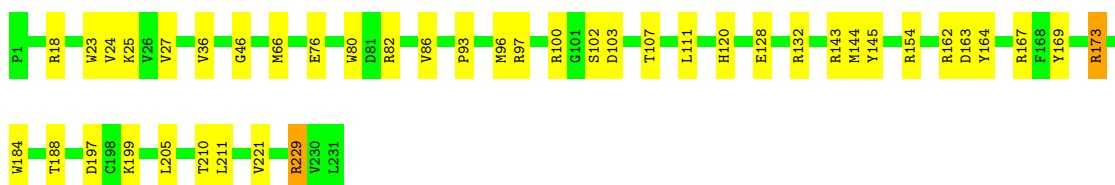
- Molecule 1: capsid protein

Chain 2E:  82% 16%




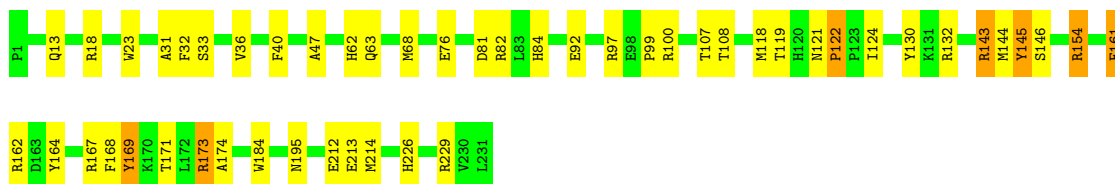
- Molecule 1: capsid protein

Chain 2F:  82% 17%




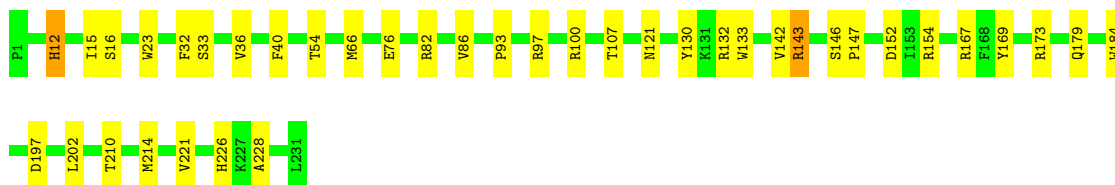
- Molecule 1: capsid protein

Chain 2G:  78% 19%




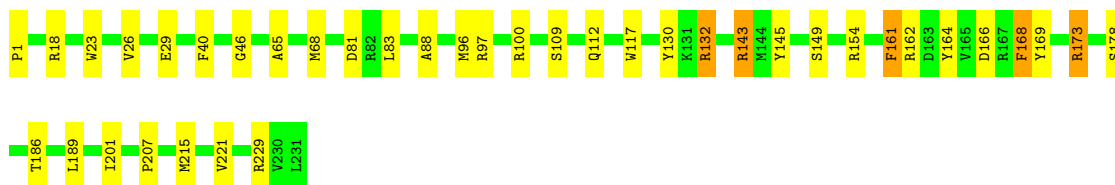
- Molecule 1: capsid protein

Chain 2H:  83% 16%




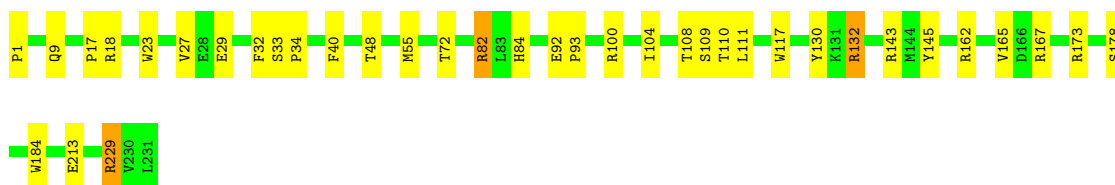
- Molecule 1: capsid protein

Chain 2I:  83% 15%




- Molecule 1: capsid protein

Chain 2J:  84% 15%




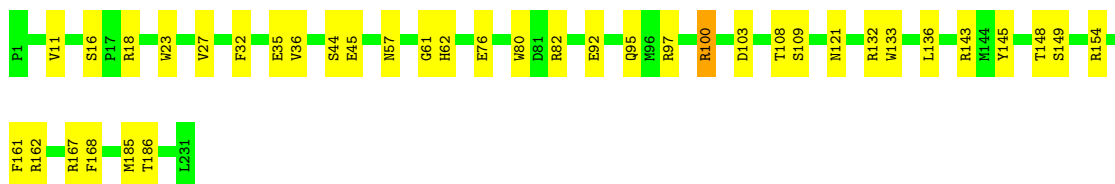
- Molecule 1: capsid protein

Chain 2K:  81% 17%



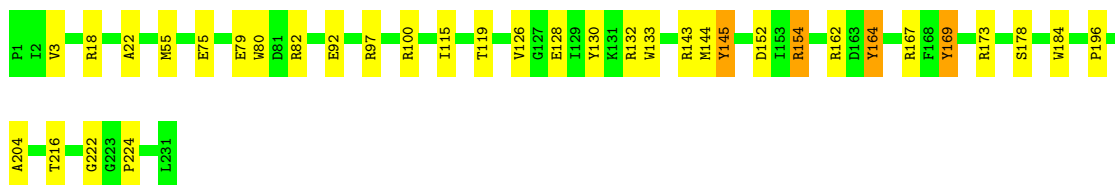
- Molecule 1: capsid protein

Chain 2L:  84% 16%

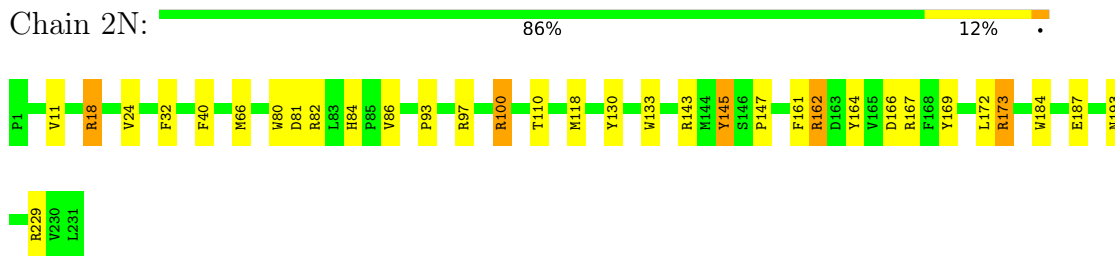


- Molecule 1: capsid protein

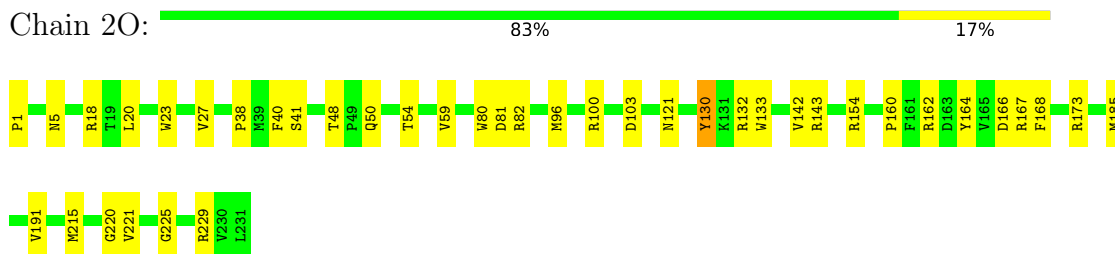
Chain 2M:  85% 13%



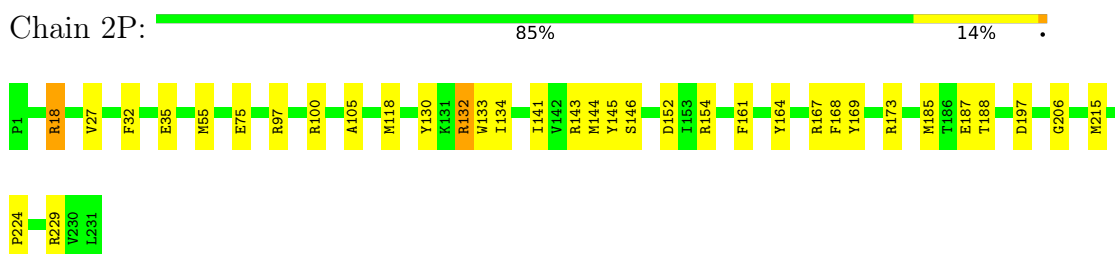
- Molecule 1: capsid protein



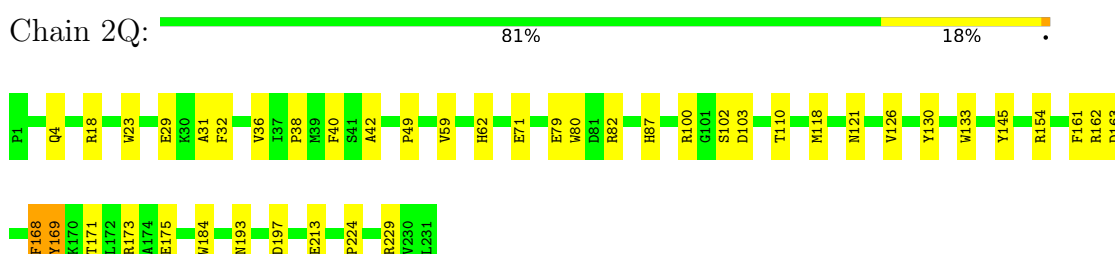
• Molecule 1: capsid protein



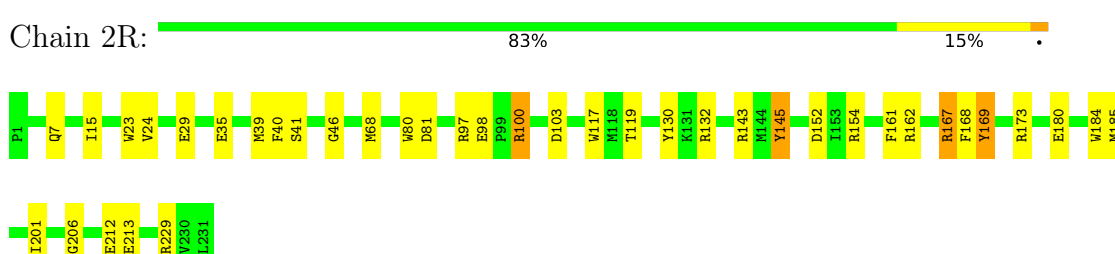
• Molecule 1: capsid protein




• Molecule 1: capsid protein

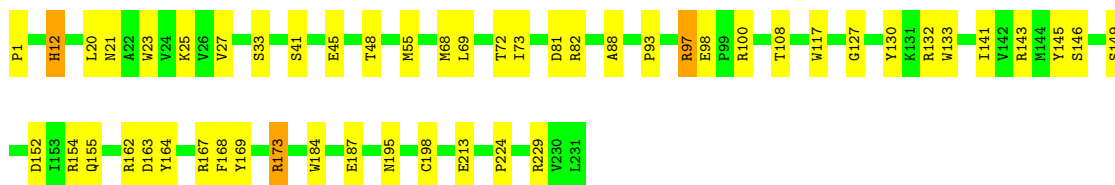


• Molecule 1: capsid protein




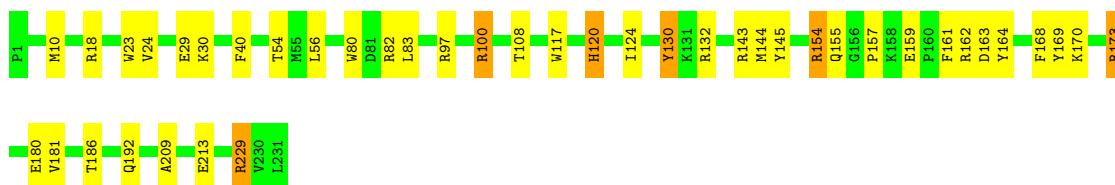
• Molecule 1: capsid protein

Chain 2S:  78% 21%




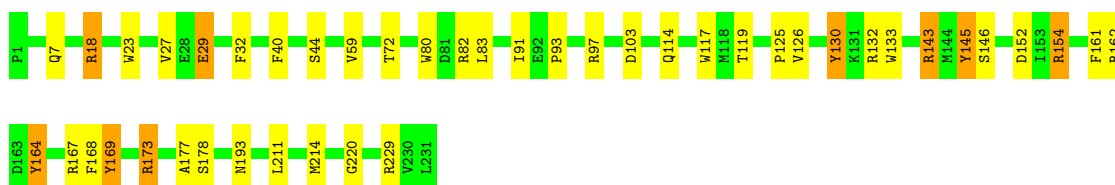
• Molecule 1: capsid protein

Chain 2T:  82% 16%




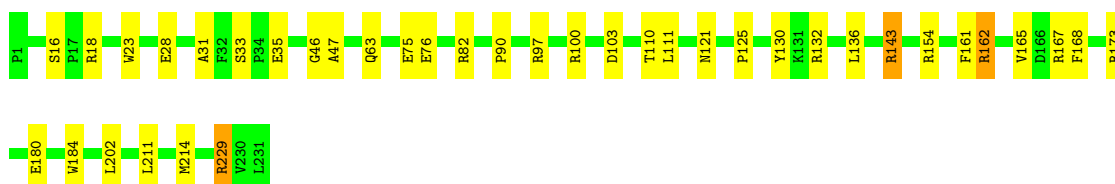
• Molecule 1: capsid protein

Chain 2U:  81% 15%



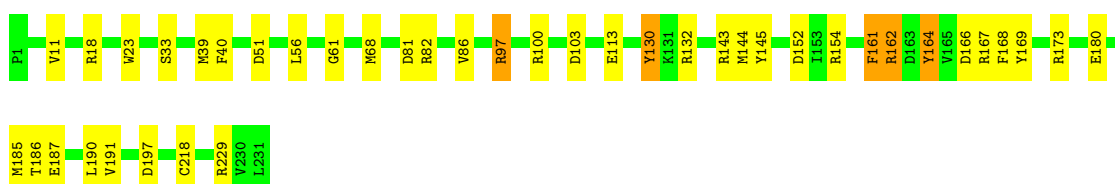
• Molecule 1: capsid protein

Chain 2V:  84% 15%

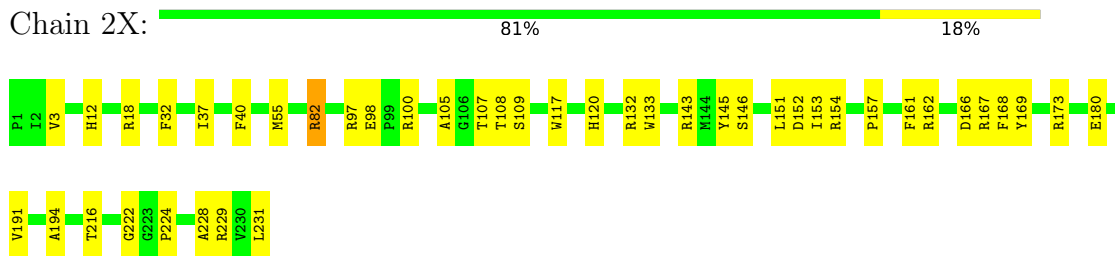


• Molecule 1: capsid protein

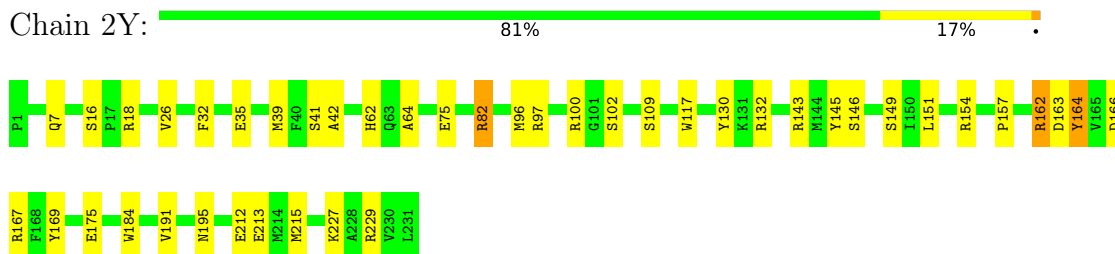
Chain 2W:  82% 16%



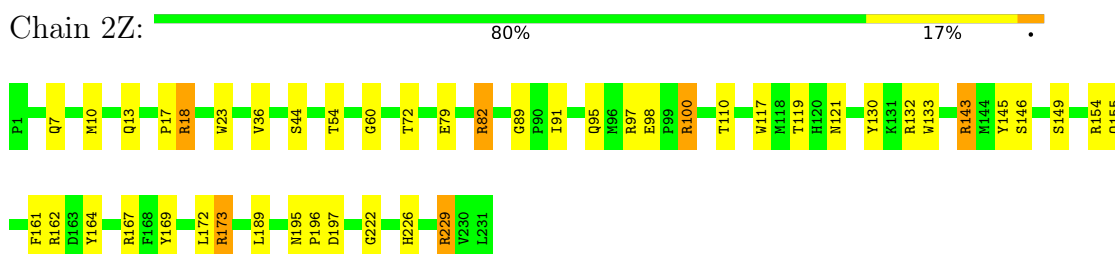
• Molecule 1: capsid protein



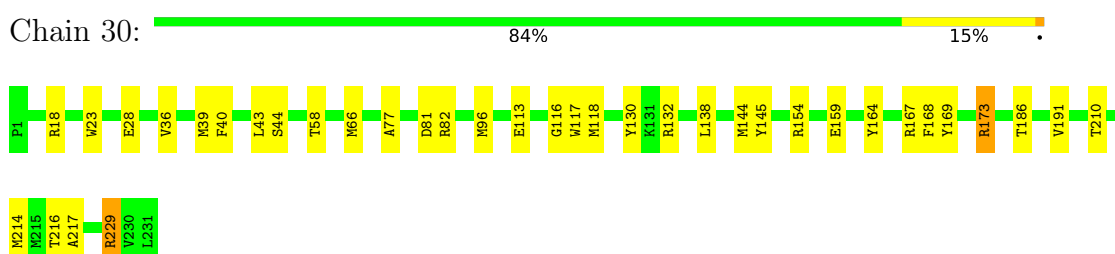
• Molecule 1: capsid protein



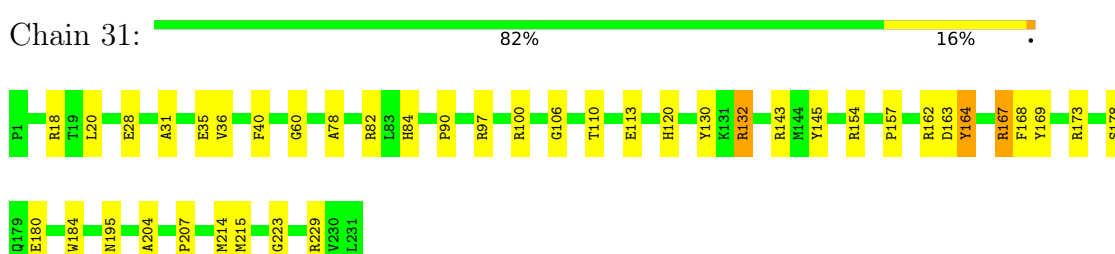
• Molecule 1: capsid protein




• Molecule 1: capsid protein

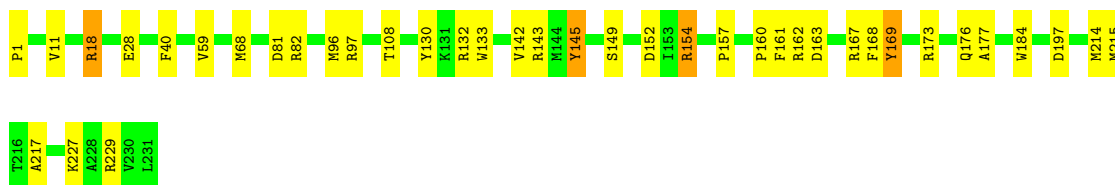


• Molecule 1: capsid protein




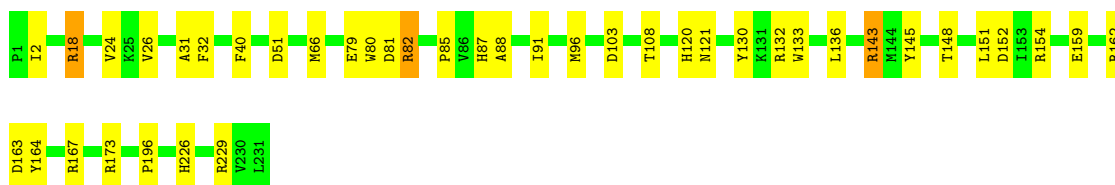
• Molecule 1: capsid protein

Chain 32:  83% 15%




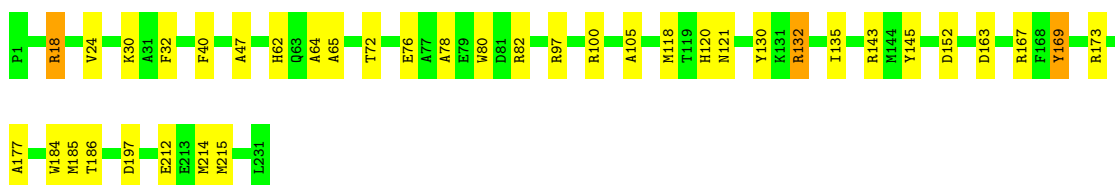
- Molecule 1: capsid protein

Chain 33:  82% 16%




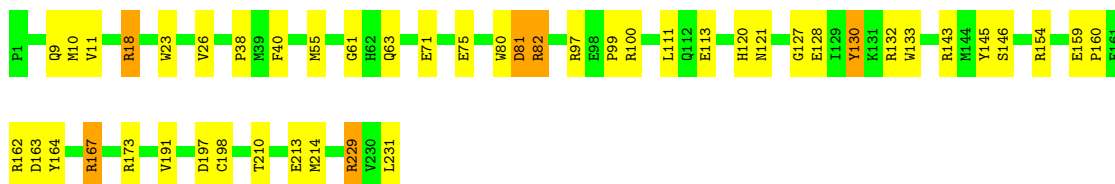
- Molecule 1: capsid protein

Chain 34:  84% 15%




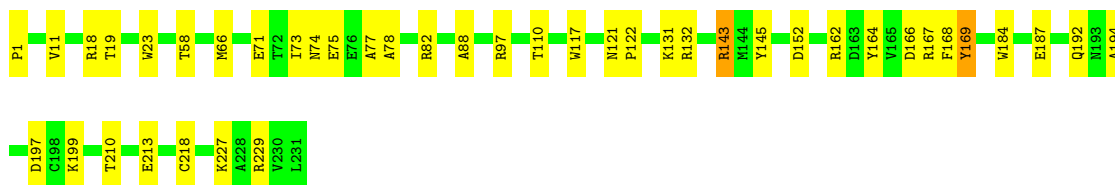
- Molecule 1: capsid protein

Chain 35:  80% 18%




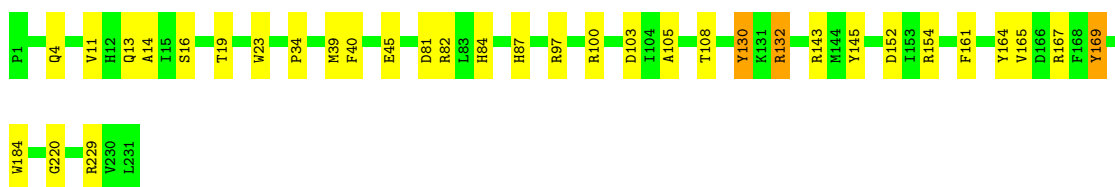
- Molecule 1: capsid protein

Chain 36:  82% 17%




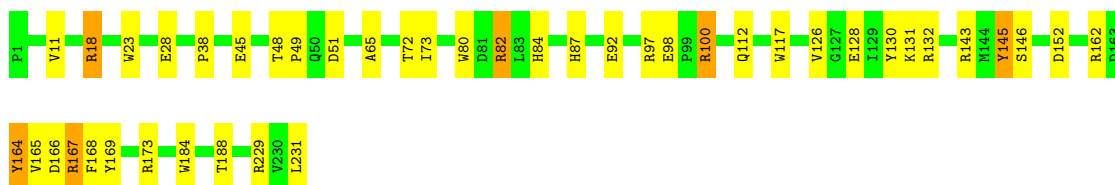
- Molecule 1: capsid protein

Chain 37:  85% 13%




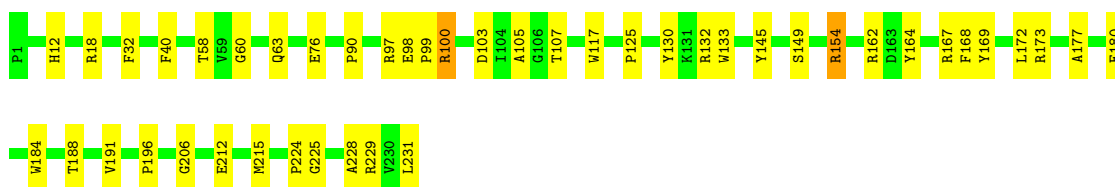
- Molecule 1: capsid protein

Chain 38:  81% 16%




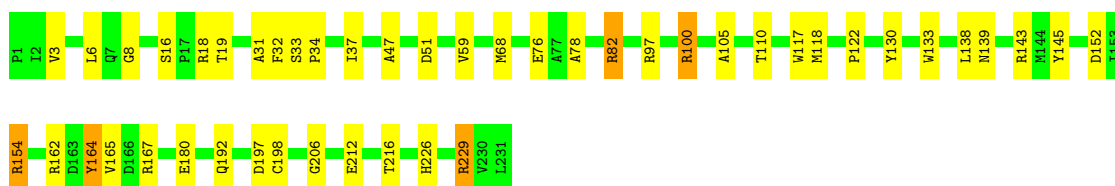
- Molecule 1: capsid protein

Chain 39:  81% 19%




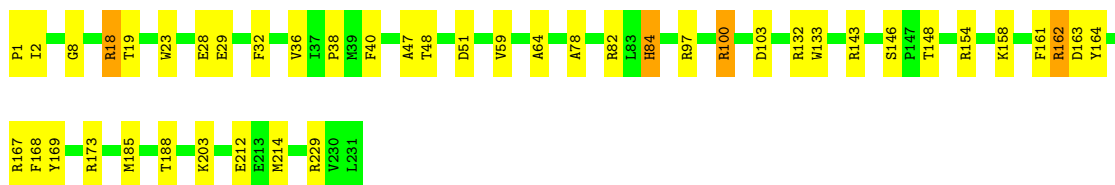
- Molecule 1: capsid protein

Chain 3a:  80% 18%



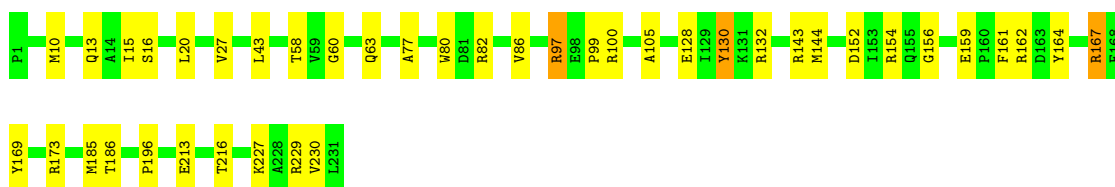
- Molecule 1: capsid protein

Chain 3b:  81% 17%




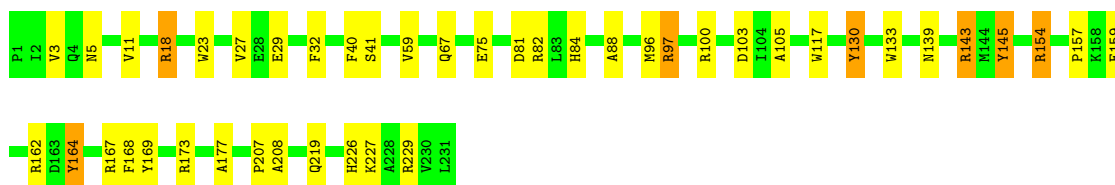
- Molecule 1: capsid protein

Chain 3c:  82% 16%




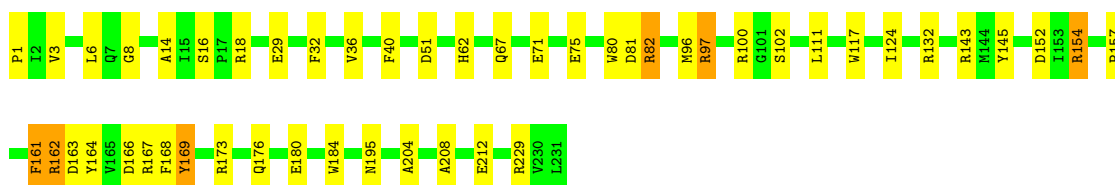
- Molecule 1: capsid protein

Chain 3d:  81% 16%




- Molecule 1: capsid protein

Chain 3e:  79% 19%




- Molecule 1: capsid protein

Chain 3f:  80% 19%




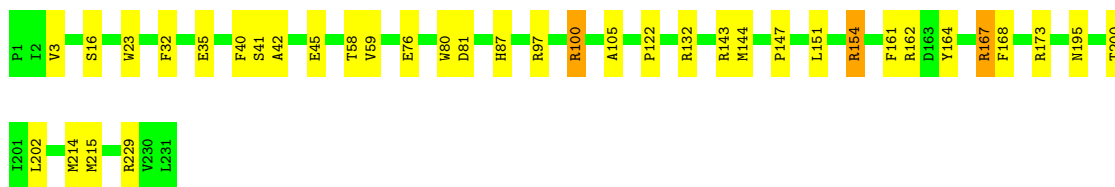
- Molecule 1: capsid protein

Chain 3g:  83% 16%




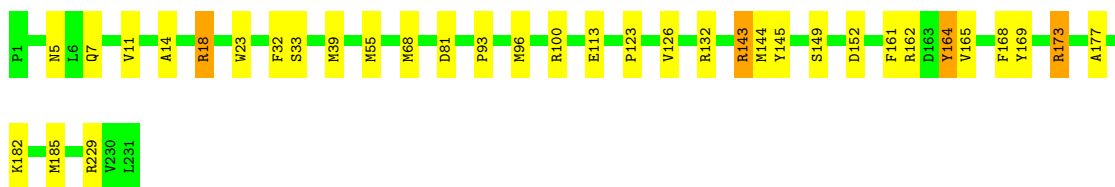
- Molecule 1: capsid protein

Chain 3h:  84% 15%




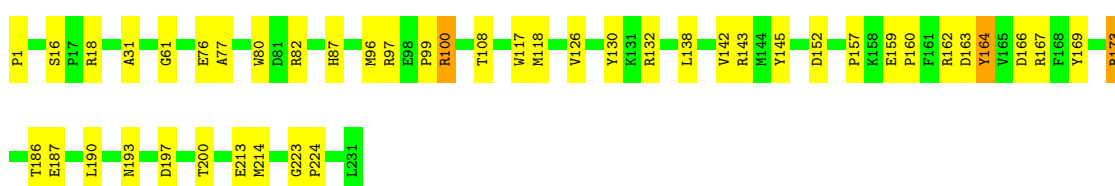
• Molecule 1: capsid protein

Chain 3i:  85% 13%



• Molecule 1: capsid protein

Chain 3j:  81% 18%




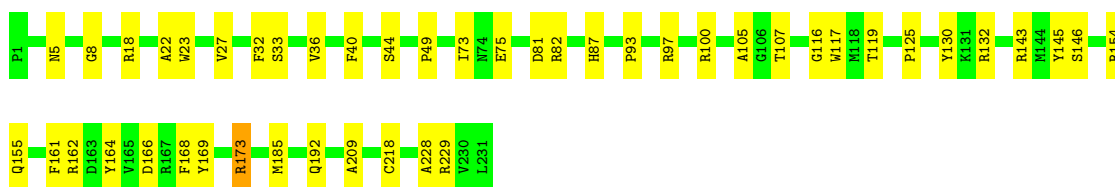
• Molecule 1: capsid protein

Chain 3k:  80% 19%

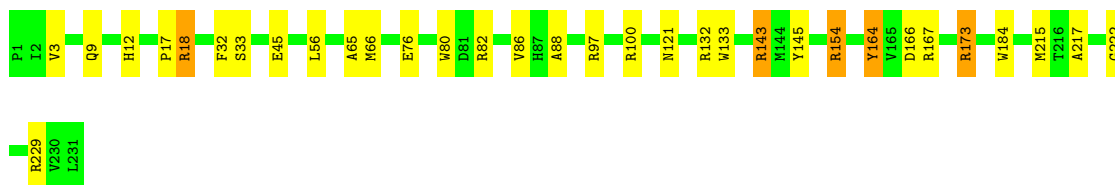
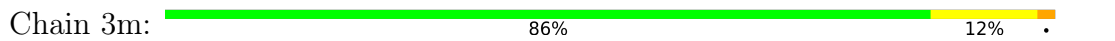


• Molecule 1: capsid protein

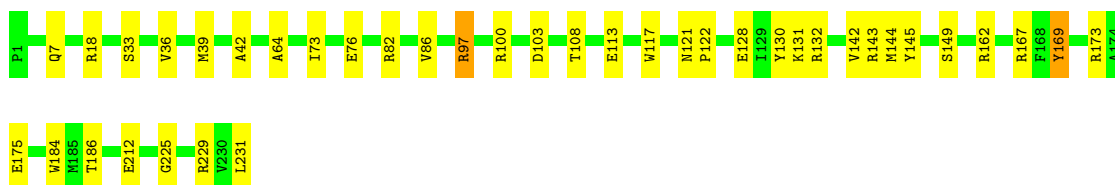
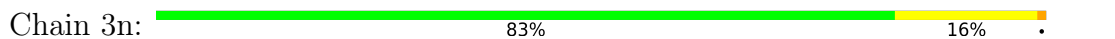
Chain 3l:  80% 19%



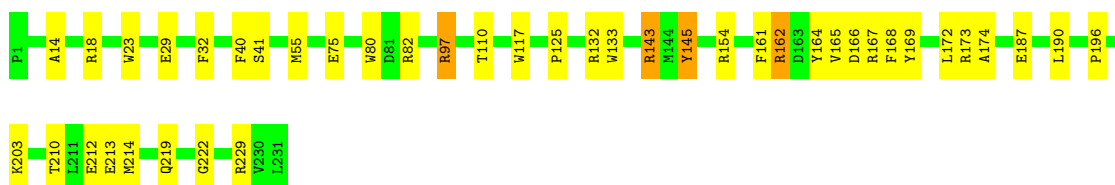
• Molecule 1: capsid protein



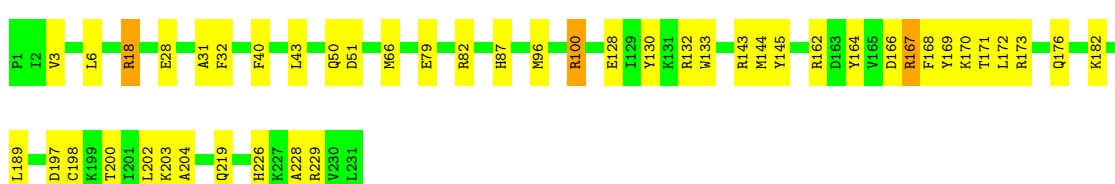
• Molecule 1: capsid protein



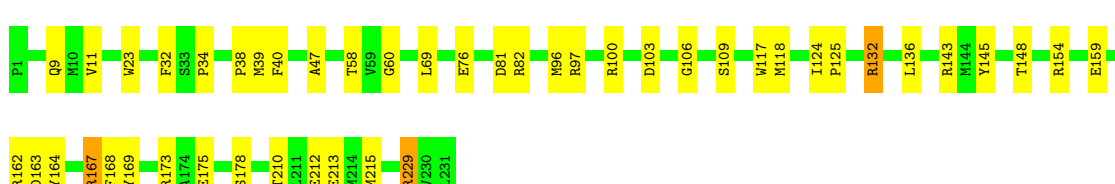
• Molecule 1: capsid protein




• Molecule 1: capsid protein

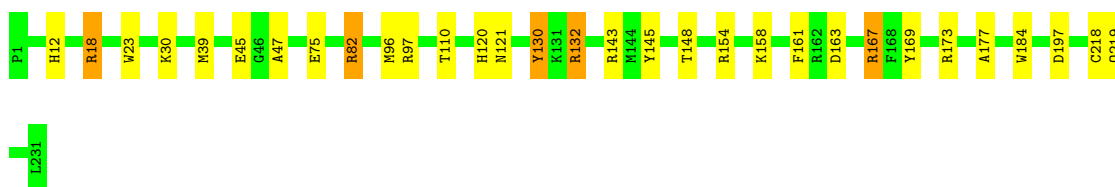


• Molecule 1: capsid protein




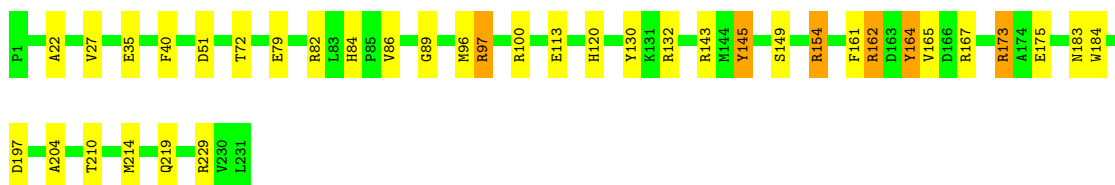
• Molecule 1: capsid protein

Chain 3r:  87% 11%




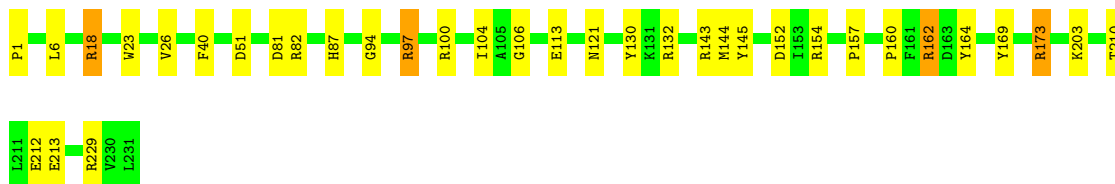
- Molecule 1: capsid protein

Chain 3s:  84% 13%




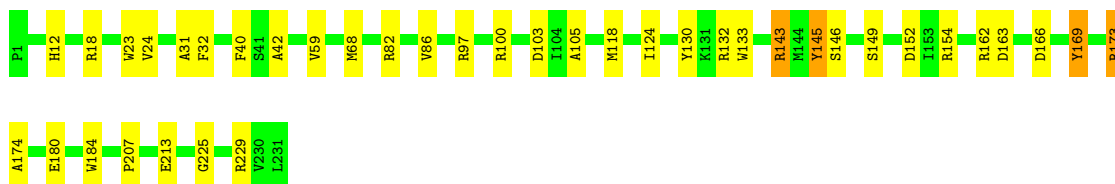
- Molecule 1: capsid protein

Chain 3t:  85% 13%




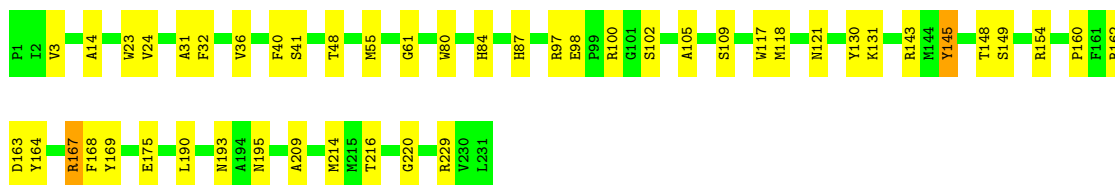
- Molecule 1: capsid protein

Chain 3u:  83% 15%




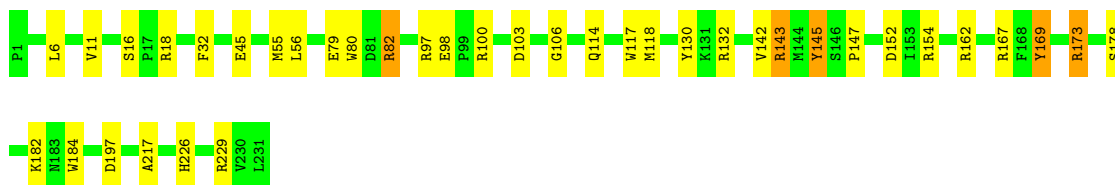
- Molecule 1: capsid protein

Chain 3v:  80% 19%




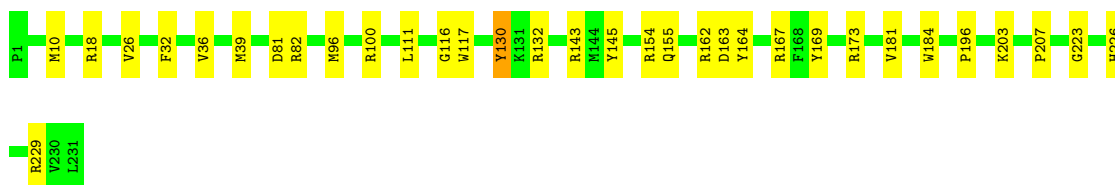
- Molecule 1: capsid protein

Chain 3w:  84% 14%




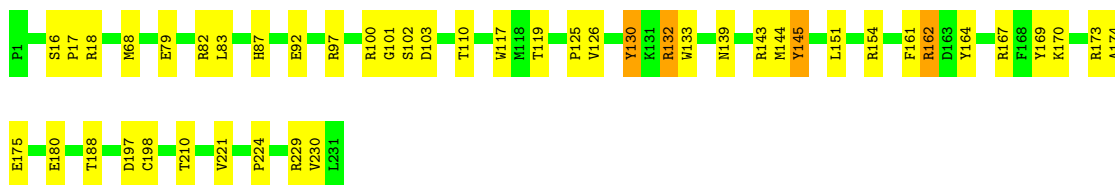
- Molecule 1: capsid protein

Chain 3x:  86% 14%




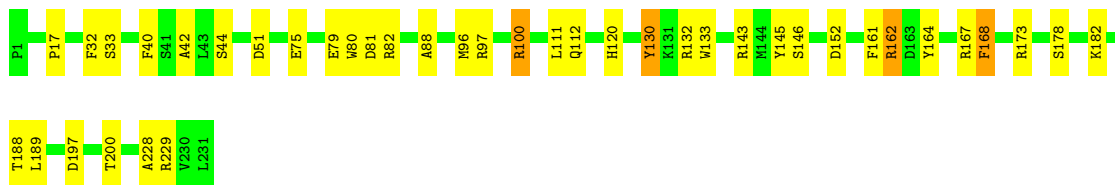
- Molecule 1: capsid protein

Chain 3y:  80% 18%




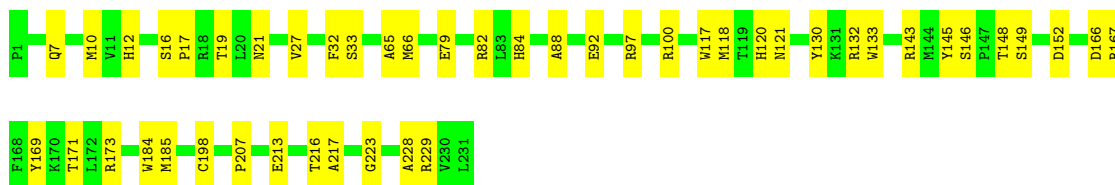
- Molecule 1: capsid protein

Chain 3z:  83% 16%




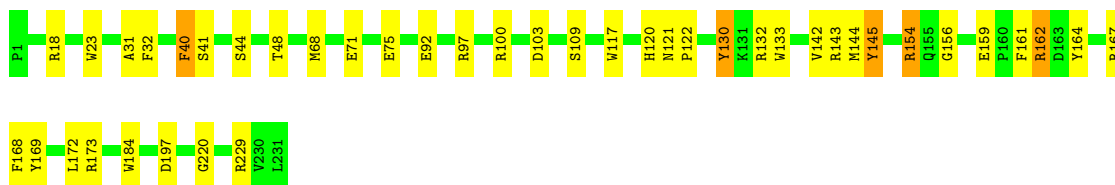
- Molecule 1: capsid protein

Chain 3A:  80% 20%




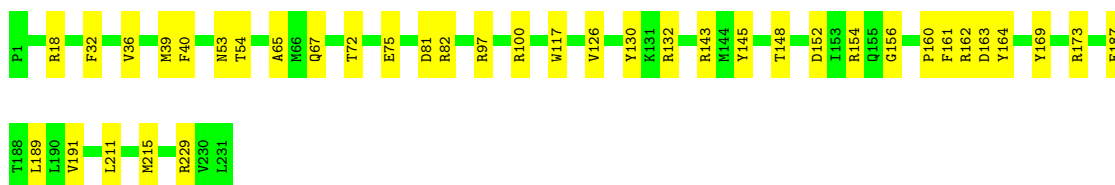
- Molecule 1: capsid protein

Chain 3B:  82% 16%




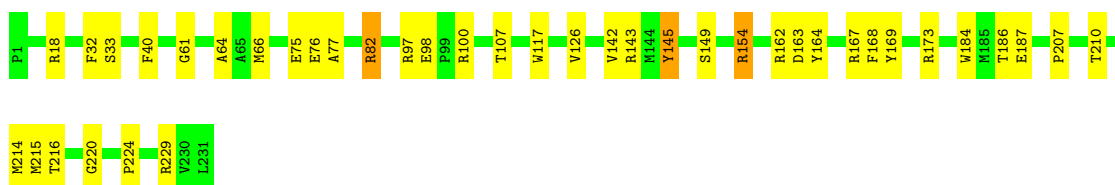
- Molecule 1: capsid protein

Chain 3C:  84% 16%




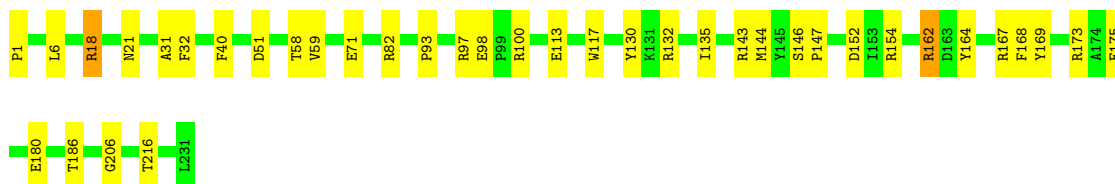
- Molecule 1: capsid protein

Chain 3D:  83% 16%




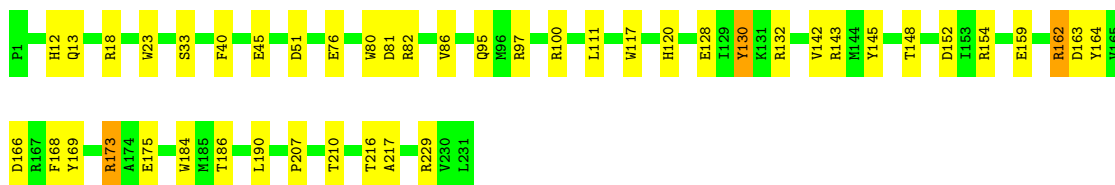
- Molecule 1: capsid protein

Chain 3E:  84% 16%




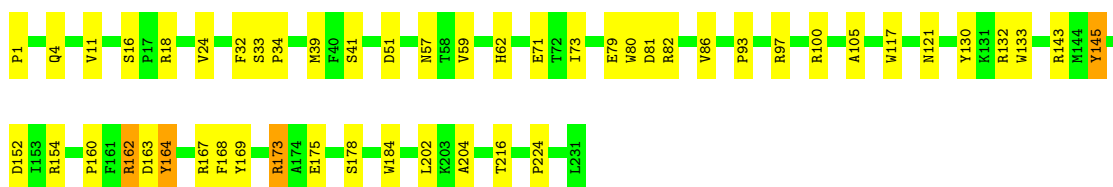
- Molecule 1: capsid protein

Chain 3F:  81% 18%




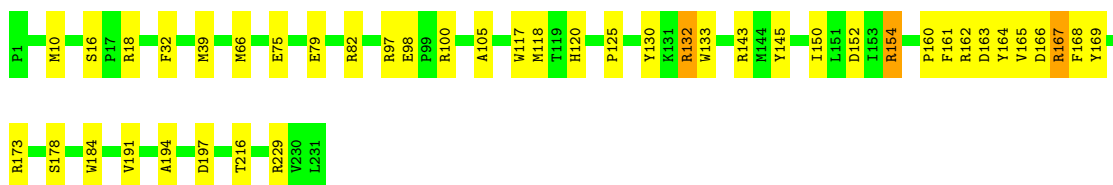
- Molecule 1: capsid protein

Chain 3G:  78% 20%




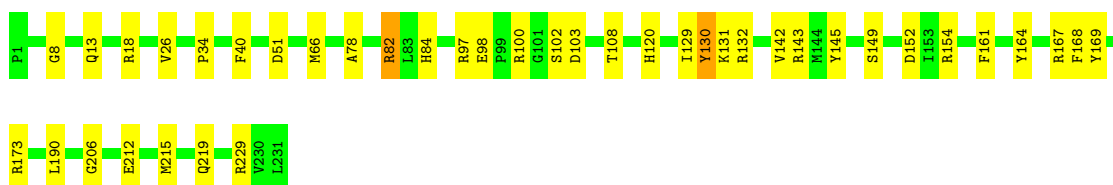
- Molecule 1: capsid protein

Chain 3H:  81% 17%




- Molecule 1: capsid protein

Chain 3I:  83% 16%




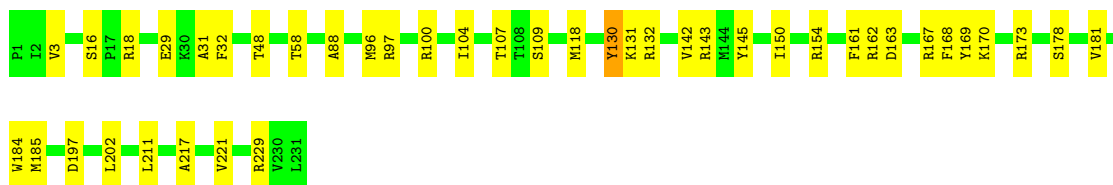
- Molecule 1: capsid protein

Chain 3J:  81% 18%




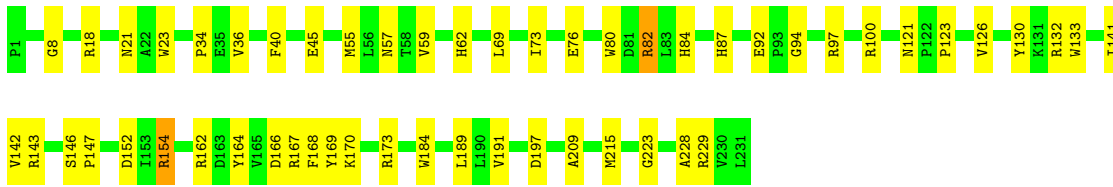
- Molecule 1: capsid protein

Chain 3K:  82% 18%




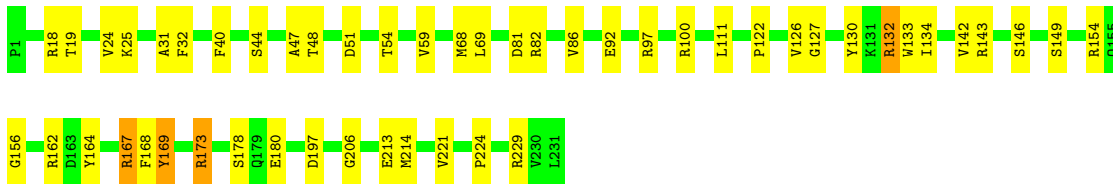
- Molecule 1: capsid protein

Chain 3L:  77% 22%




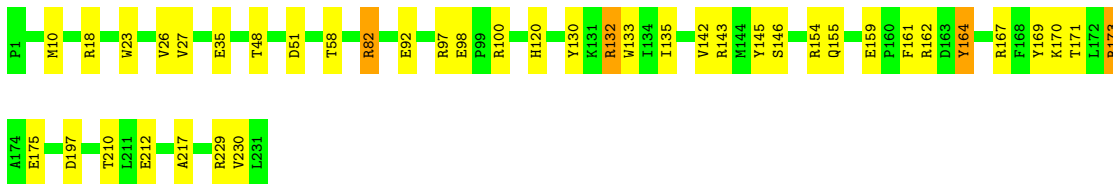
- Molecule 1: capsid protein

Chain 3M:  78% 20%




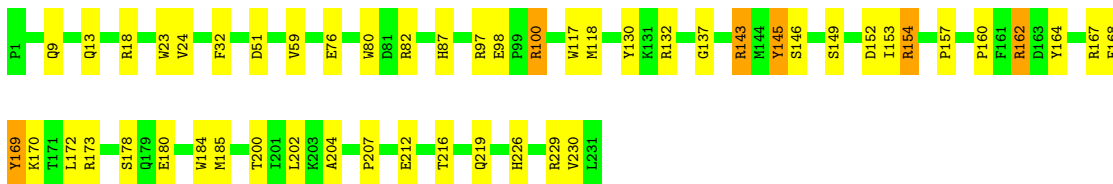
- Molecule 1: capsid protein

Chain 3N:  82% 16%




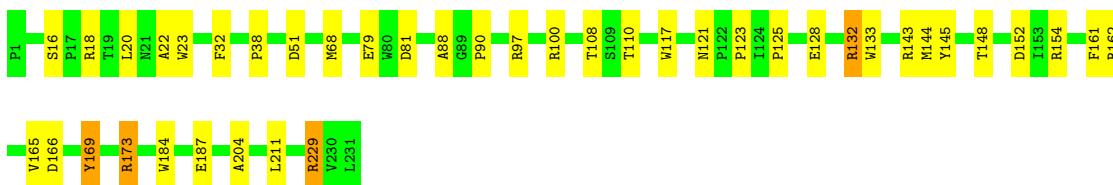
- Molecule 1: capsid protein

Chain 3O:  78% 19%

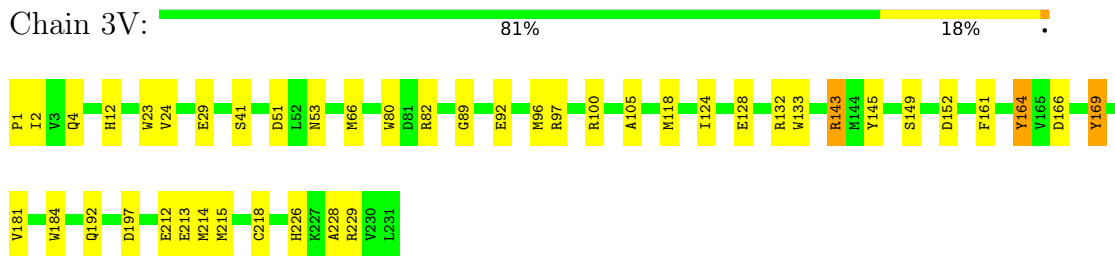


- Molecule 1: capsid protein

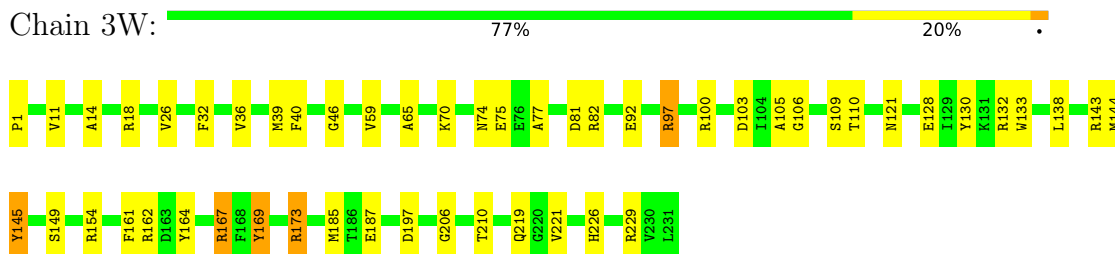
Chain 3P:  82% 16%



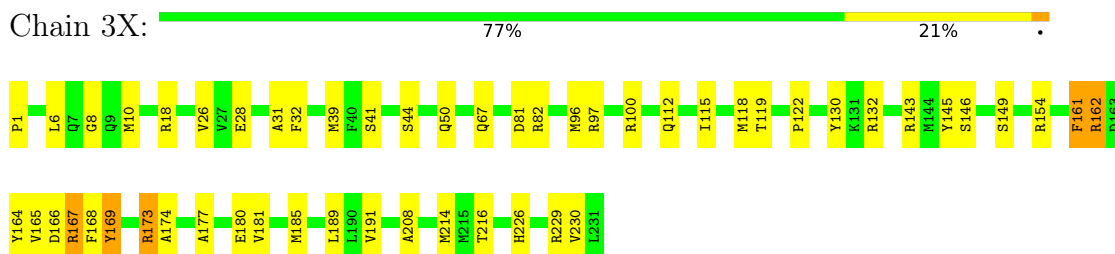
- Molecule 1: capsid protein



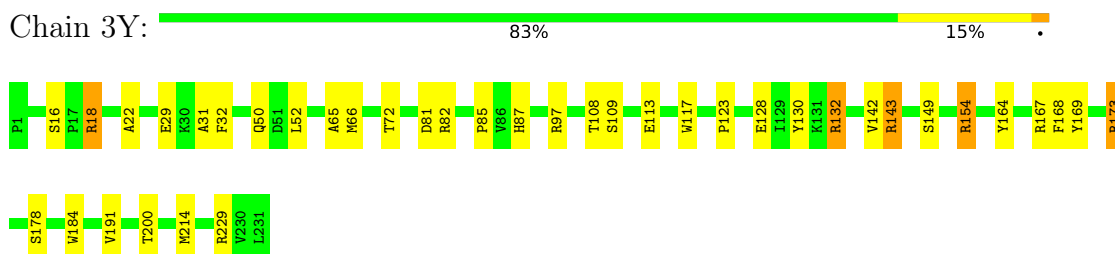
• Molecule 1: capsid protein



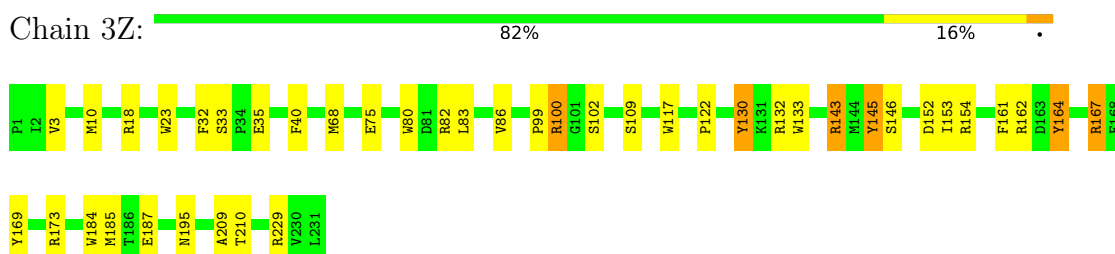
• Molecule 1: capsid protein



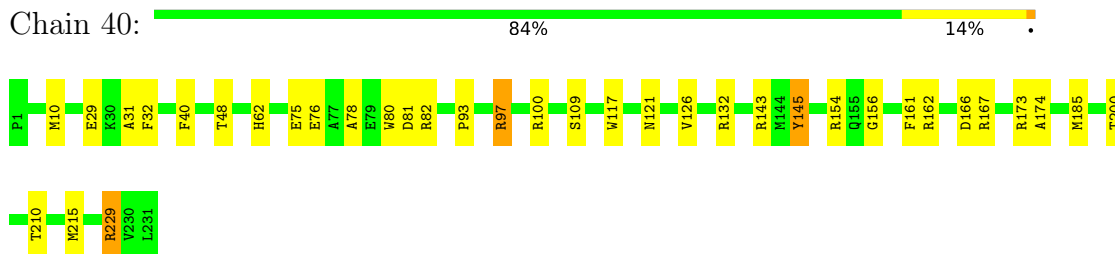
• Molecule 1: capsid protein



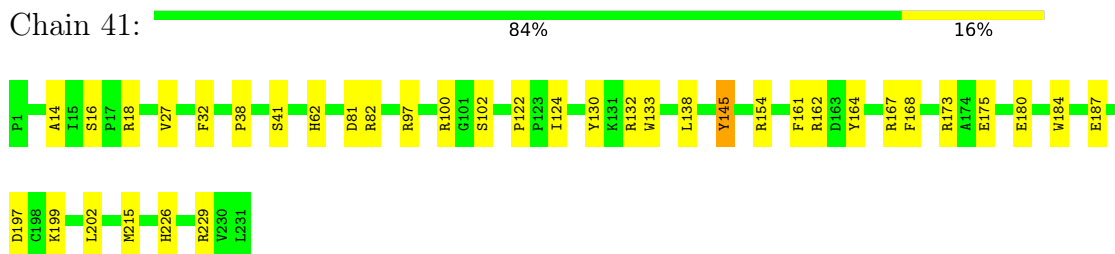
• Molecule 1: capsid protein



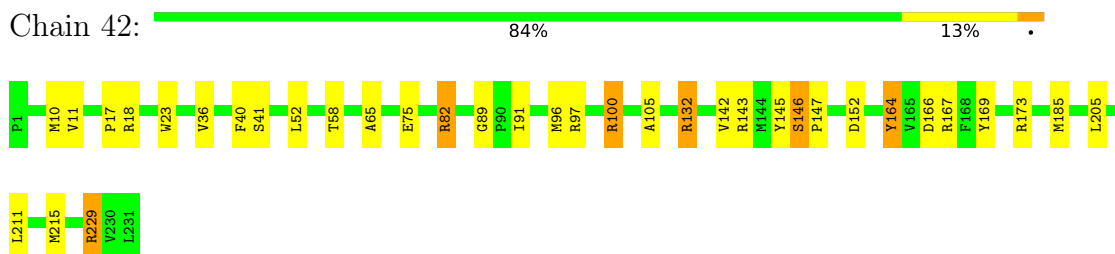
• Molecule 1: capsid protein



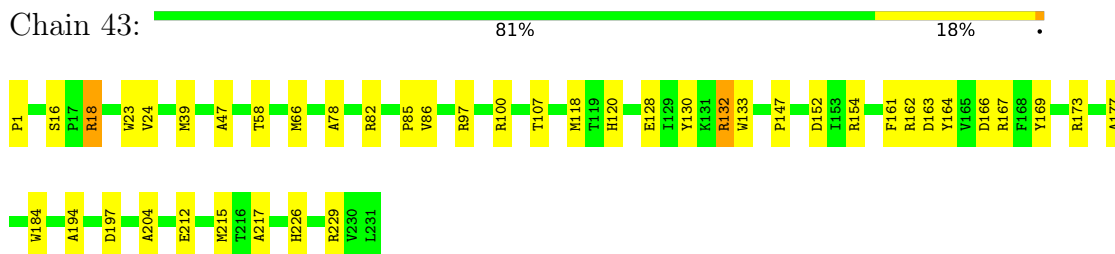
- Molecule 1: capsid protein



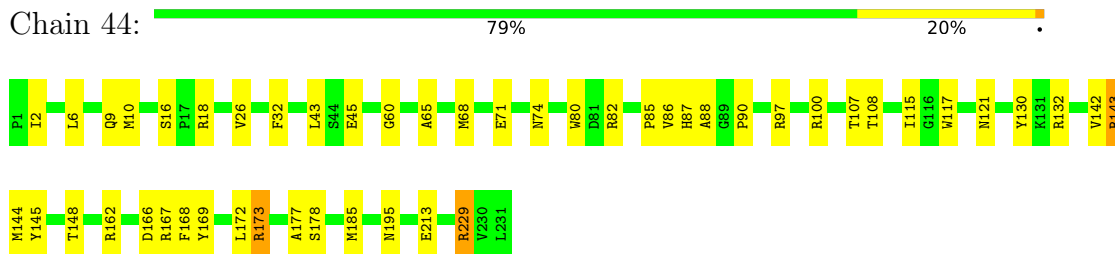
- Molecule 1: capsid protein




- Molecule 1: capsid protein

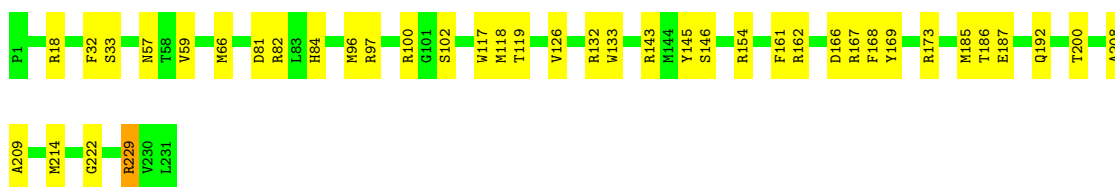


- Molecule 1: capsid protein




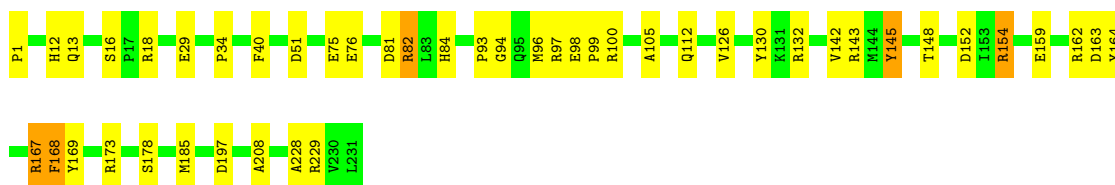
- Molecule 1: capsid protein

Chain 45:  83% 17%




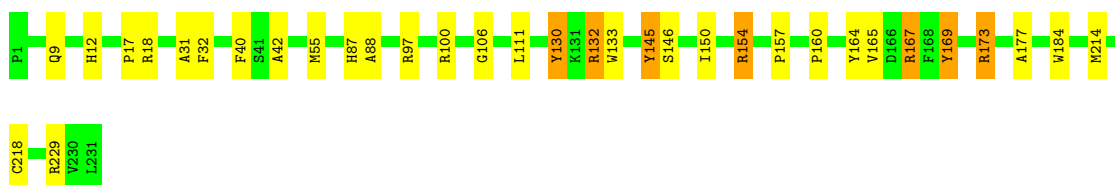
- Molecule 1: capsid protein

Chain 46:  80% 18%




- Molecule 1: capsid protein

Chain 47:  85% 12%




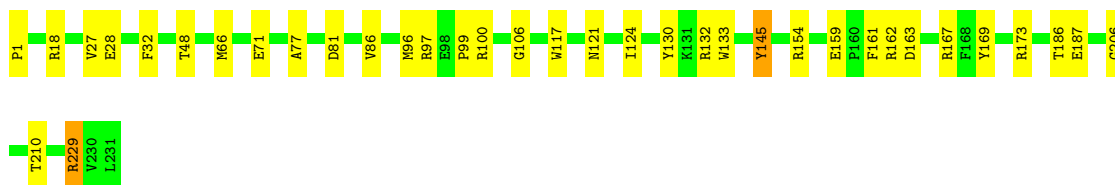
- Molecule 1: capsid protein

Chain 48:  81% 18%

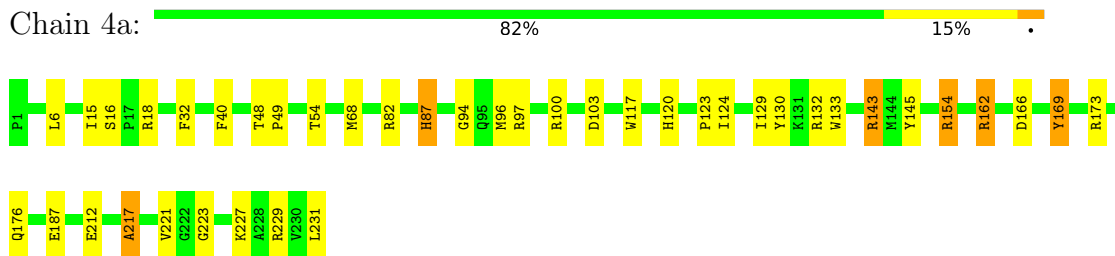


- Molecule 1: capsid protein

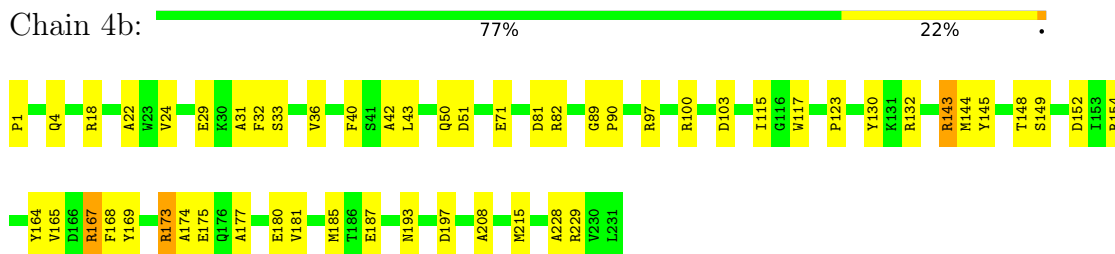
Chain 49:  84% 15%



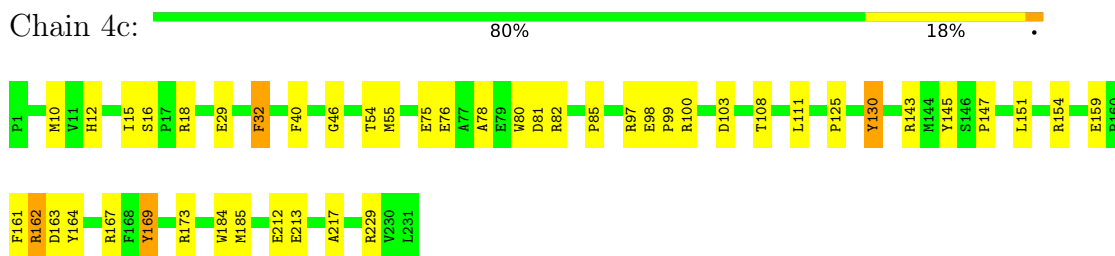
- Molecule 1: capsid protein



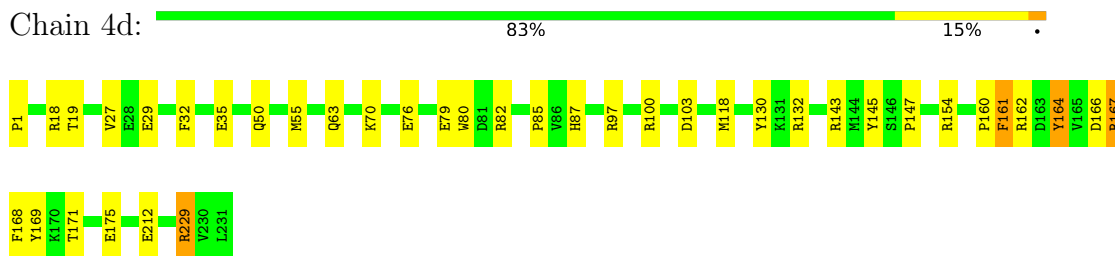
- Molecule 1: capsid protein



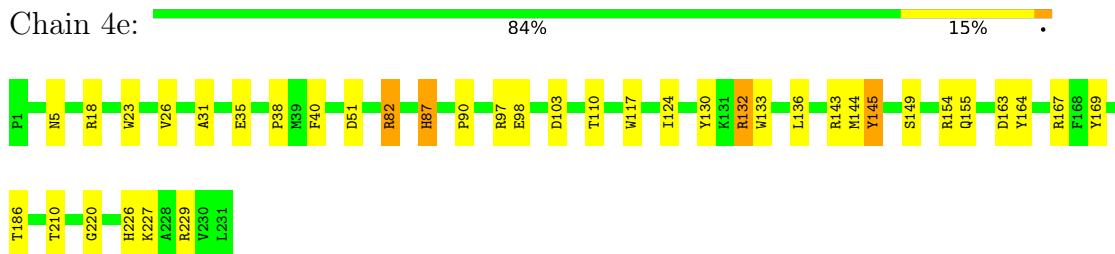
- Molecule 1: capsid protein



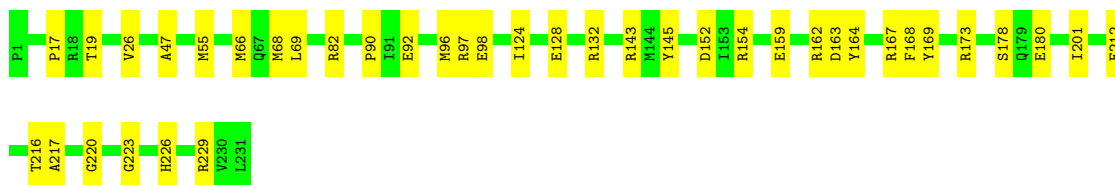
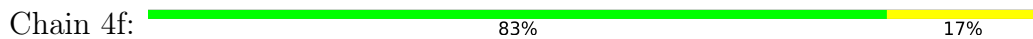
- Molecule 1: capsid protein



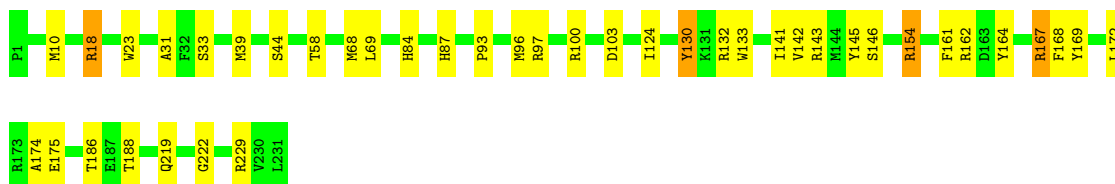
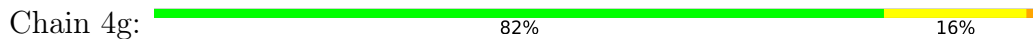
- Molecule 1: capsid protein



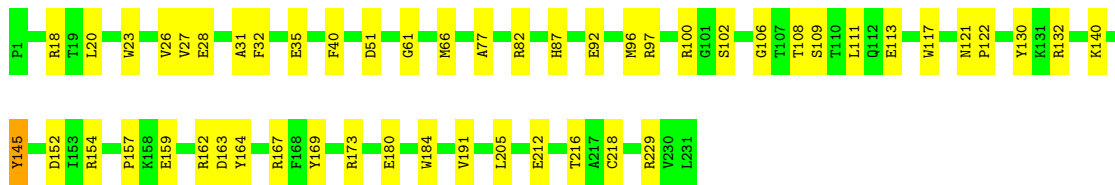
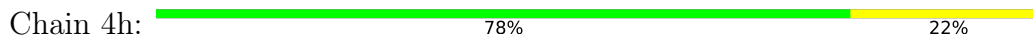
- Molecule 1: capsid protein



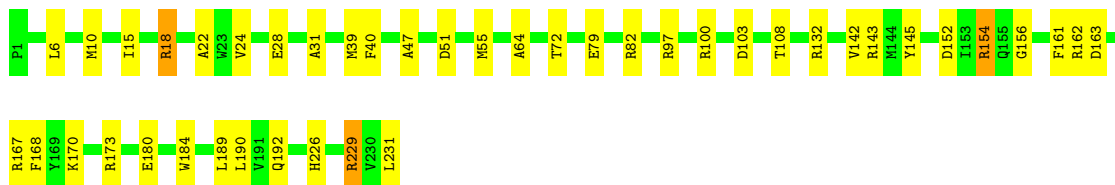
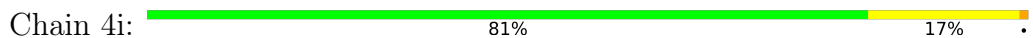
• Molecule 1: capsid protein



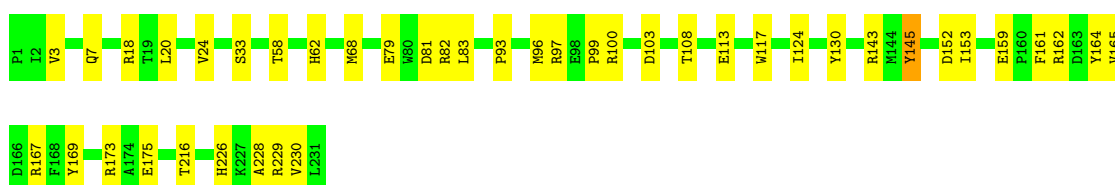
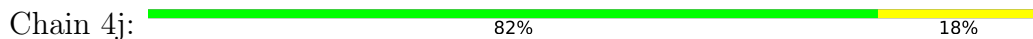
• Molecule 1: capsid protein




• Molecule 1: capsid protein

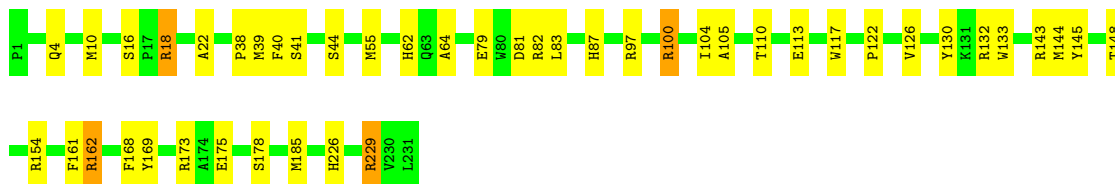


• Molecule 1: capsid protein




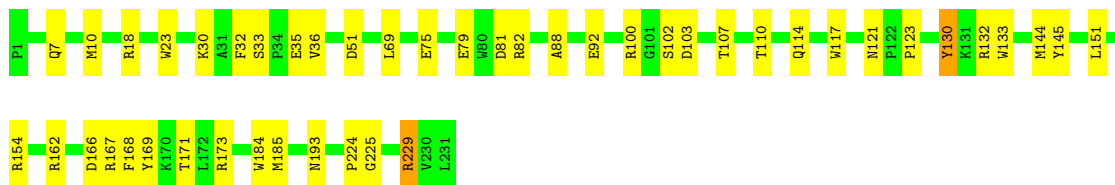
• Molecule 1: capsid protein

Chain 4p:  81% 18%




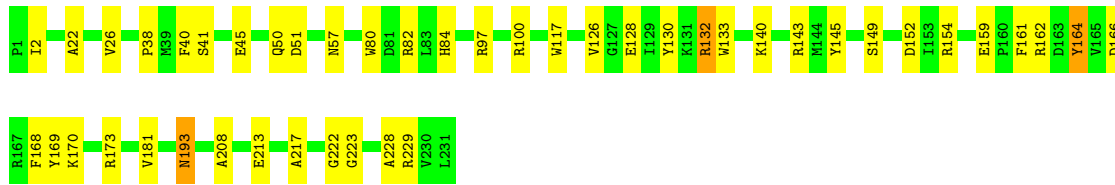
• Molecule 1: capsid protein

Chain 4q:  80% 19%




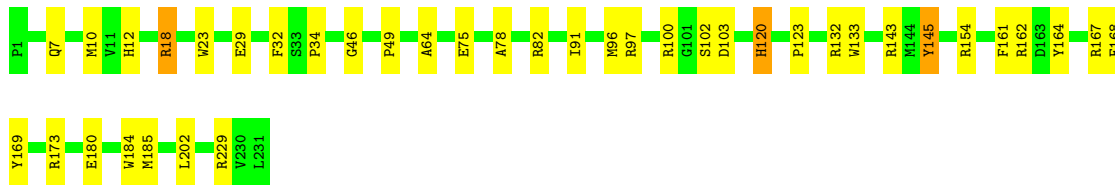
• Molecule 1: capsid protein

Chain 4r:  81% 18%




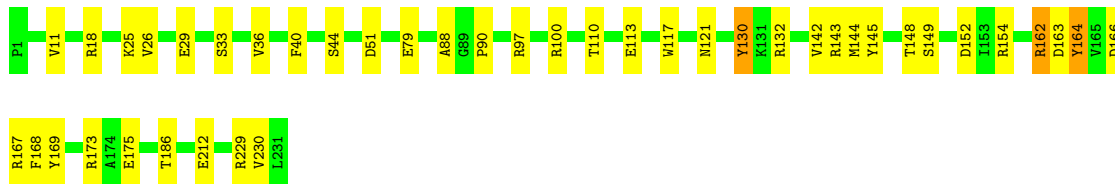
• Molecule 1: capsid protein

Chain 4s:  83% 16%

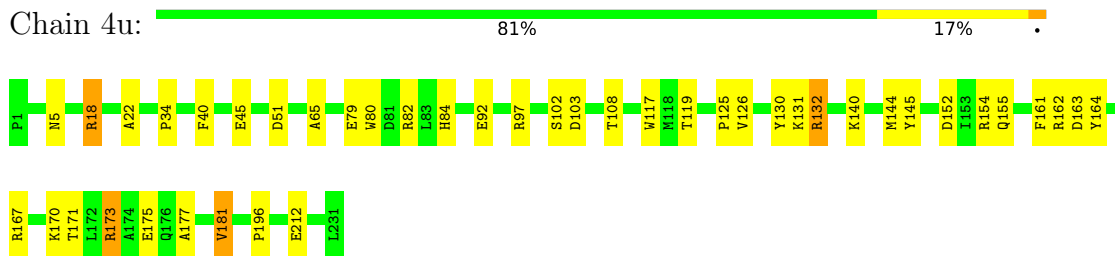


• Molecule 1: capsid protein

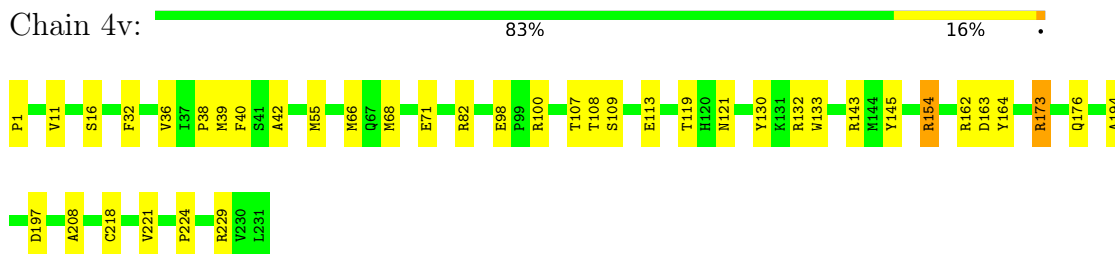
Chain 4t:  82% 17%



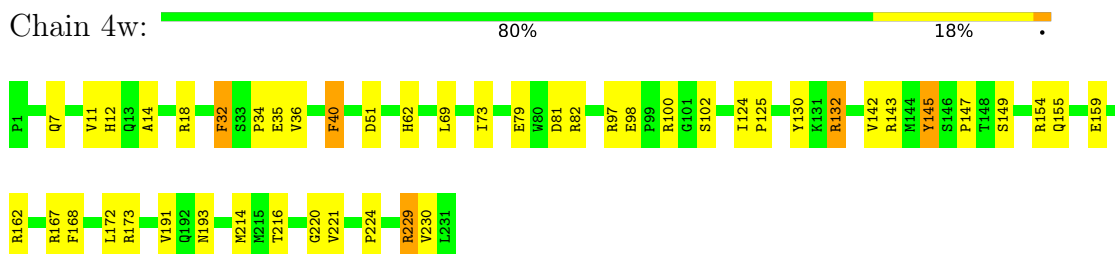
• Molecule 1: capsid protein



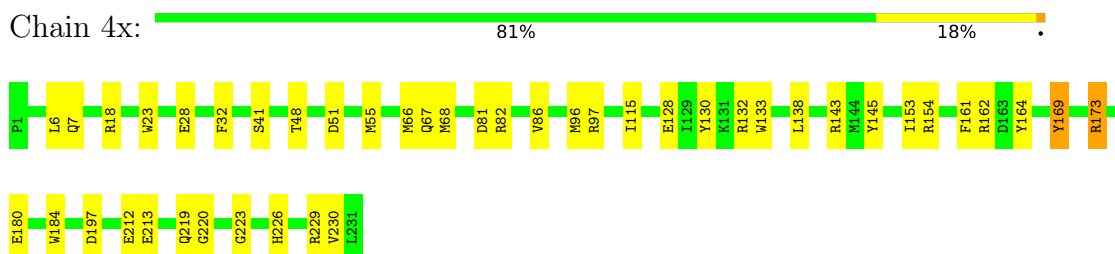
• Molecule 1: capsid protein



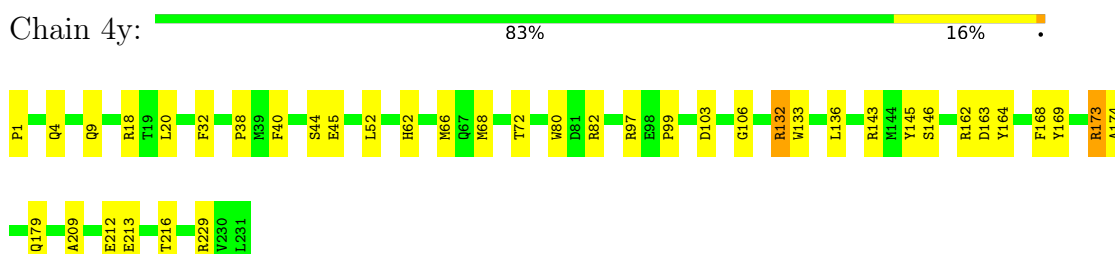
• Molecule 1: capsid protein



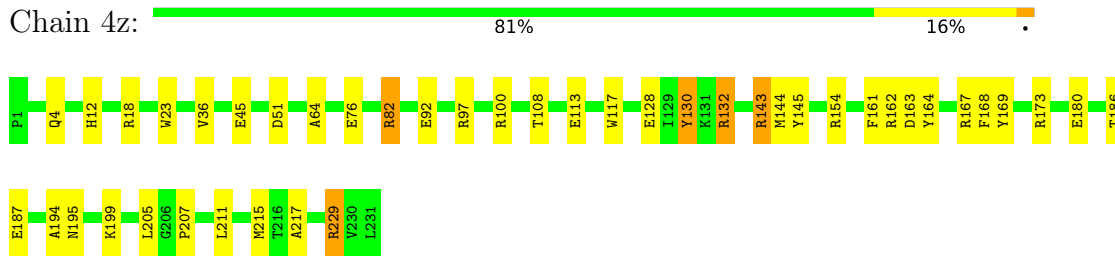
• Molecule 1: capsid protein



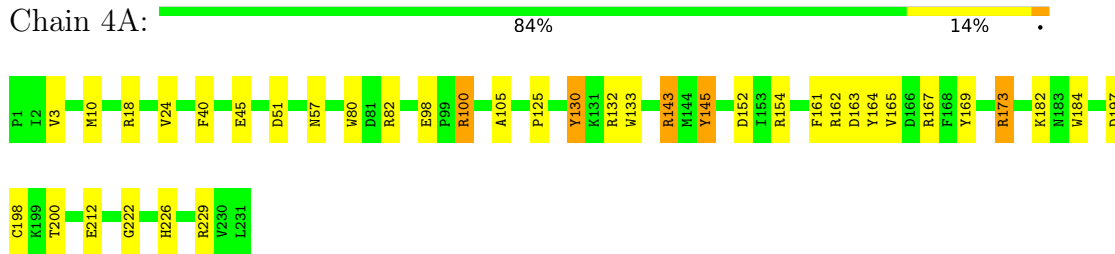
• Molecule 1: capsid protein



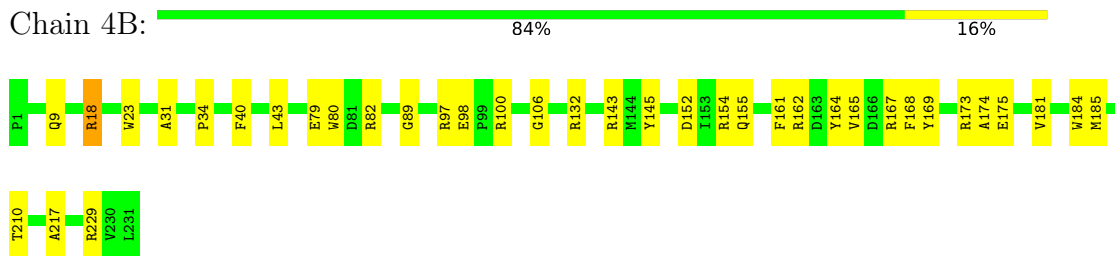
• Molecule 1: capsid protein



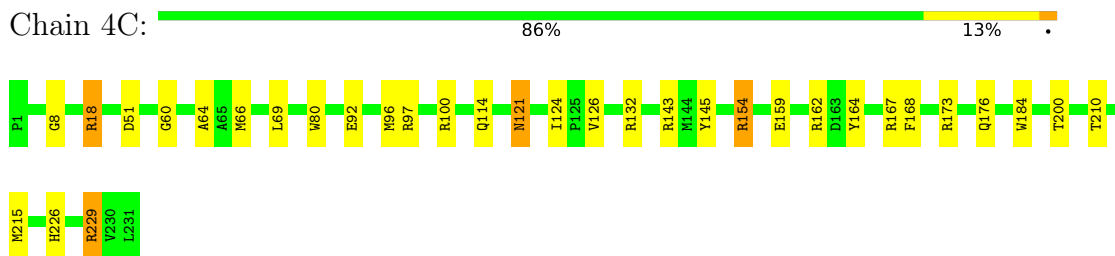
- Molecule 1: capsid protein



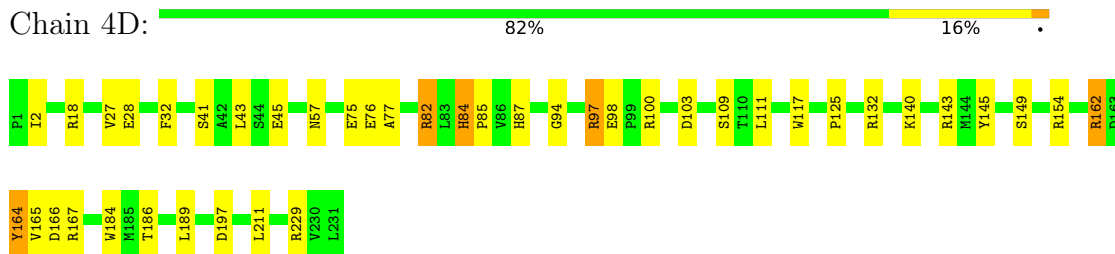
- Molecule 1: capsid protein




- Molecule 1: capsid protein

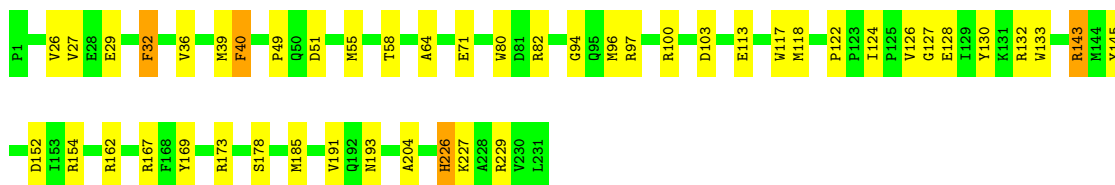


- Molecule 1: capsid protein




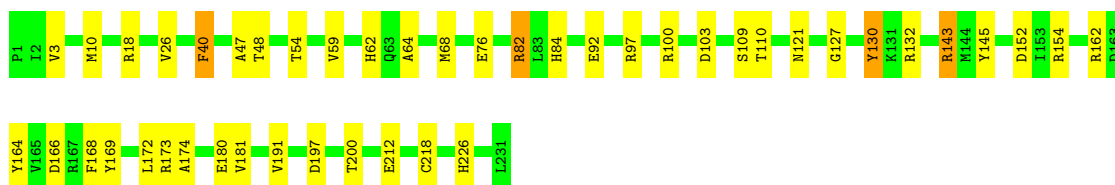
- Molecule 1: capsid protein

Chain 4E:  80% 19%




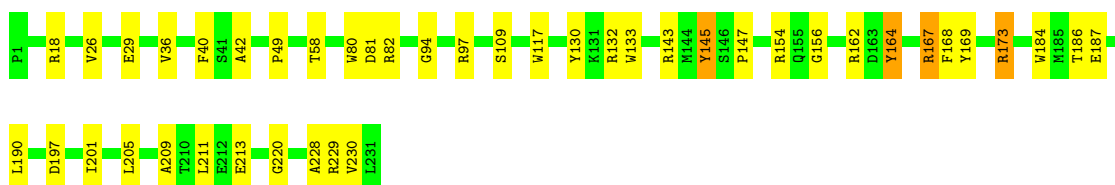
• Molecule 1: capsid protein

Chain 4F:  81% 18%



• Molecule 1: capsid protein

Chain 4G:  81% 17%



• Molecule 1: capsid protein

Chain 4H:  87% 13%



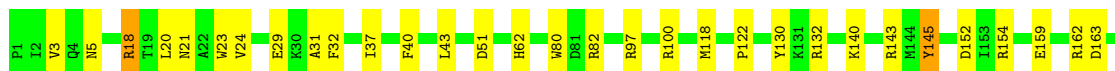
• Molecule 1: capsid protein

Chain 4I:  84% 14%

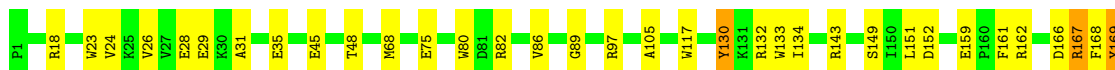
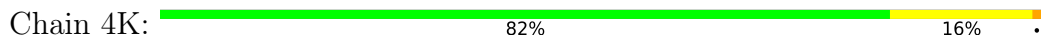


• Molecule 1: capsid protein

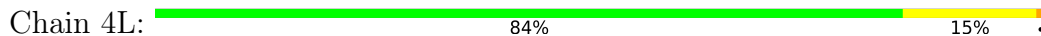
Chain 4J:  79% 19%



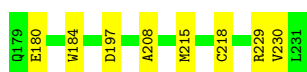
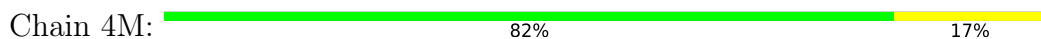
• Molecule 1: capsid protein



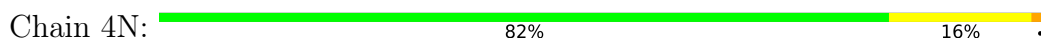
• Molecule 1: capsid protein



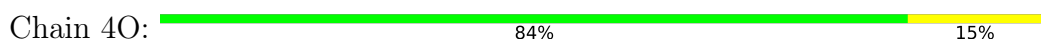
• Molecule 1: capsid protein

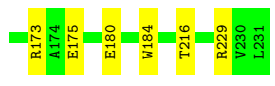


• Molecule 1: capsid protein

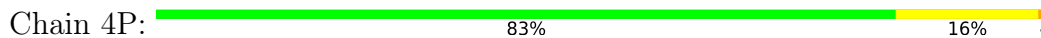


• Molecule 1: capsid protein

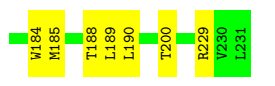
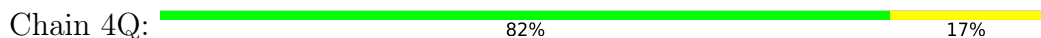




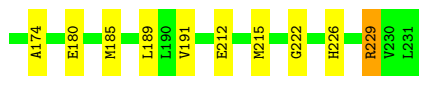
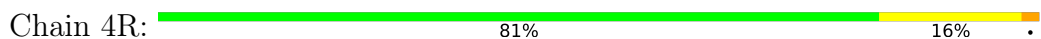
• Molecule 1: capsid protein



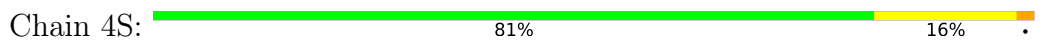
• Molecule 1: capsid protein



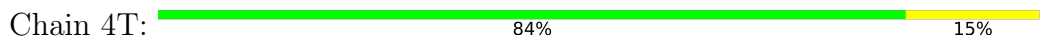
• Molecule 1: capsid protein



• Molecule 1: capsid protein

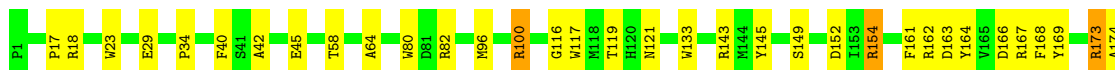
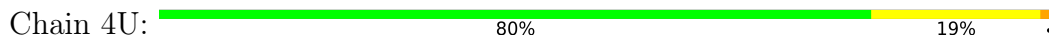


• Molecule 1: capsid protein


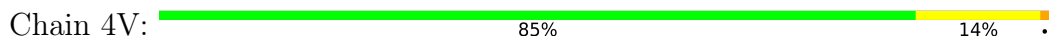




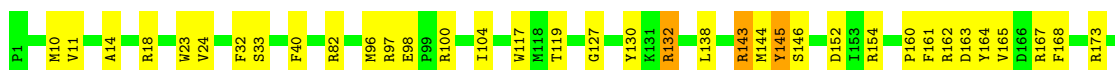
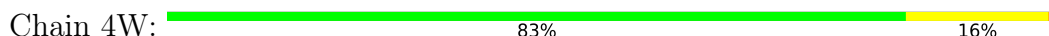
• Molecule 1: capsid protein



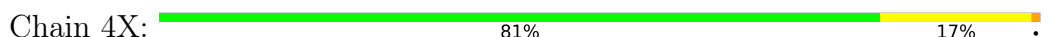
• Molecule 1: capsid protein



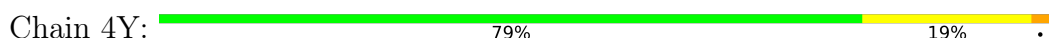
• Molecule 1: capsid protein



• Molecule 1: capsid protein


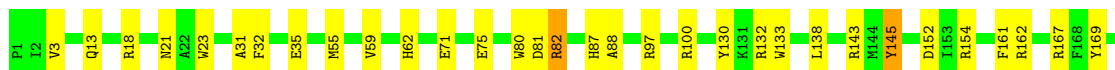
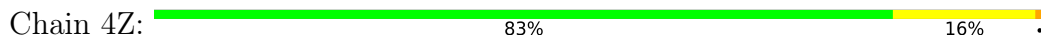


• Molecule 1: capsid protein

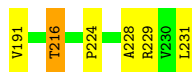
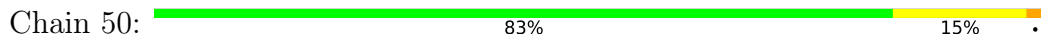




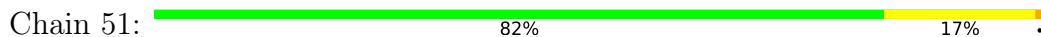
• Molecule 1: capsid protein



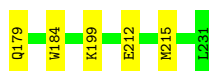
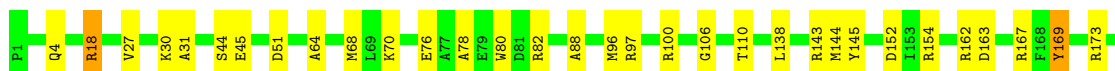
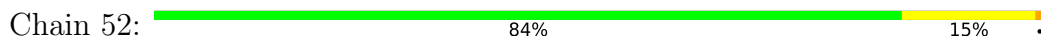
• Molecule 1: capsid protein



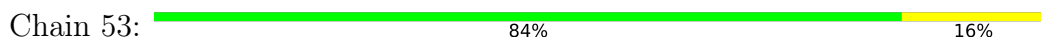
• Molecule 1: capsid protein

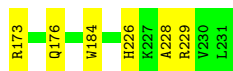


• Molecule 1: capsid protein

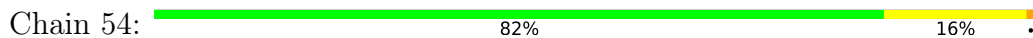


• Molecule 1: capsid protein

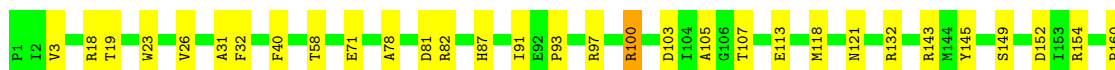
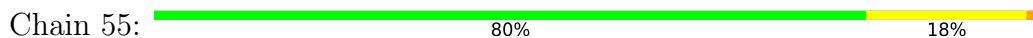




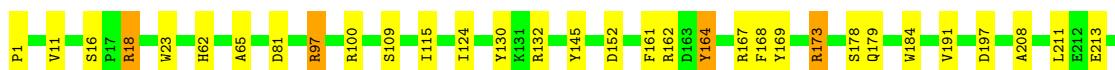
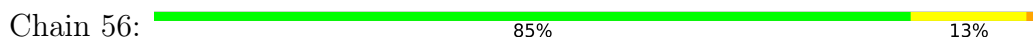
• Molecule 1: capsid protein




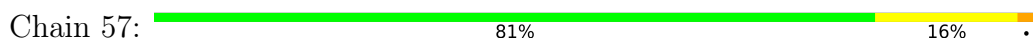
• Molecule 1: capsid protein



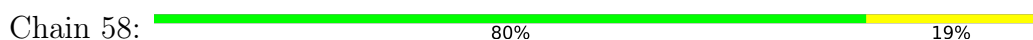
• Molecule 1: capsid protein

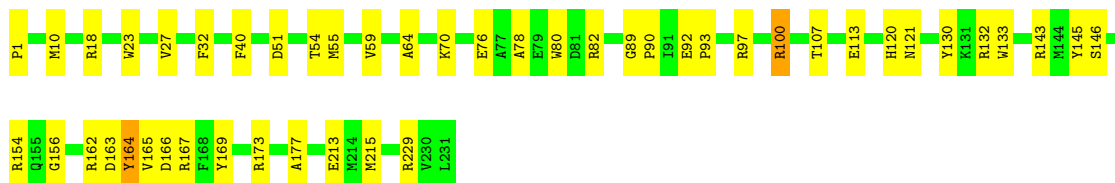


• Molecule 1: capsid protein



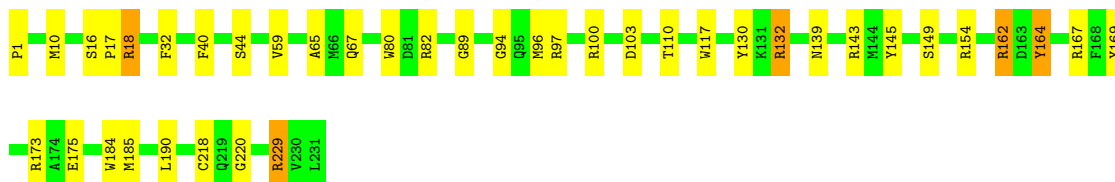
• Molecule 1: capsid protein





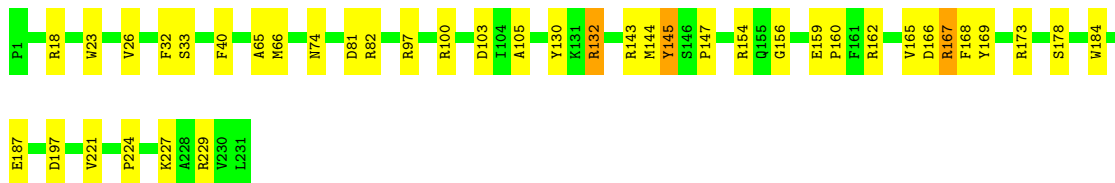
- Molecule 1: capsid protein

Chain 59: 83% 15%



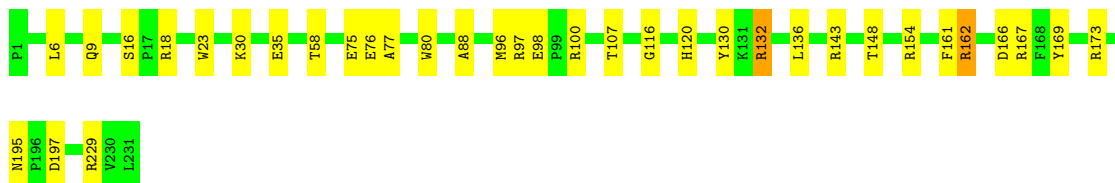
- Molecule 1: capsid protein

Chain 5a: 83% 16%



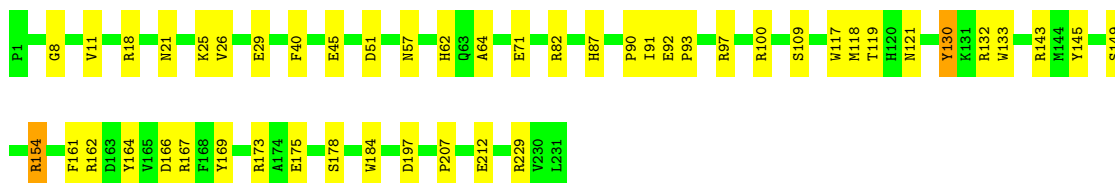
- Molecule 1: capsid protein

Chain 5b: 85% 14%



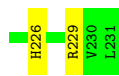
- Molecule 1: capsid protein

Chain 5c: 79% 20%


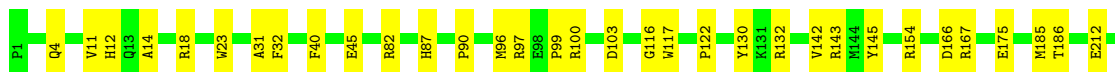
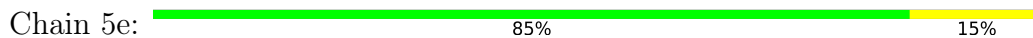


- Molecule 1: capsid protein

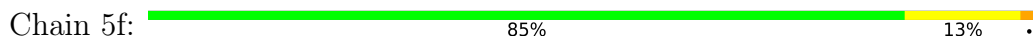
Chain 5d: 85% 13%



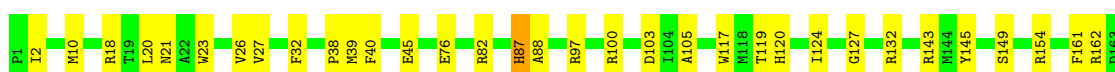
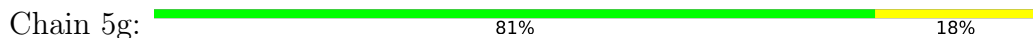
• Molecule 1: capsid protein



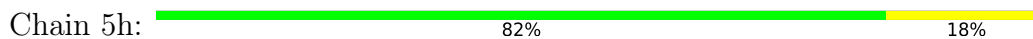
• Molecule 1: capsid protein



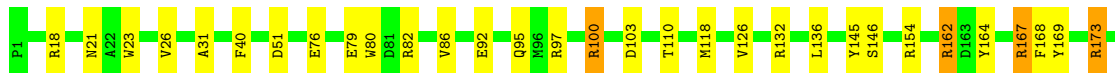
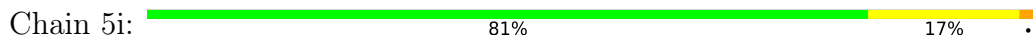
• Molecule 1: capsid protein

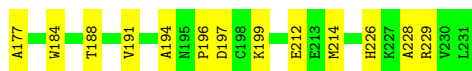


• Molecule 1: capsid protein

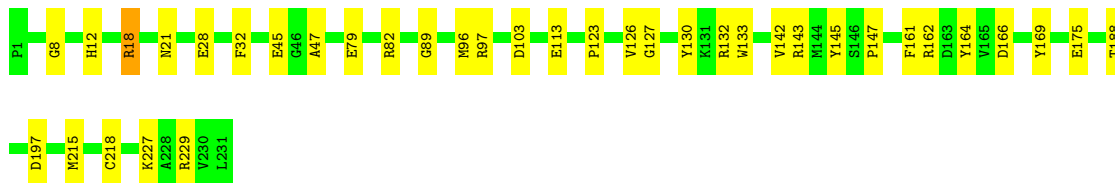
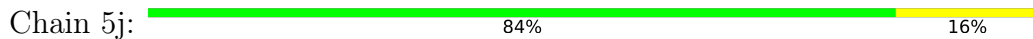


• Molecule 1: capsid protein

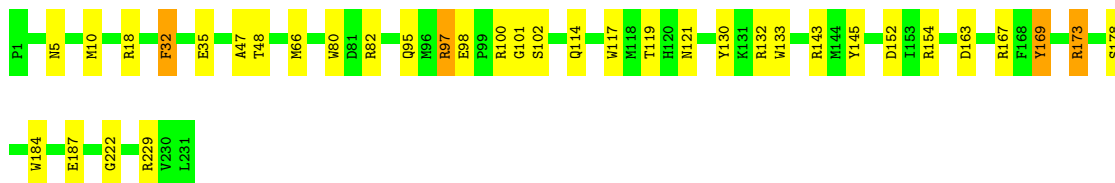
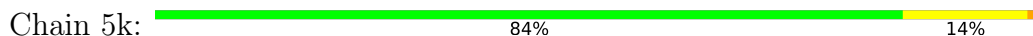




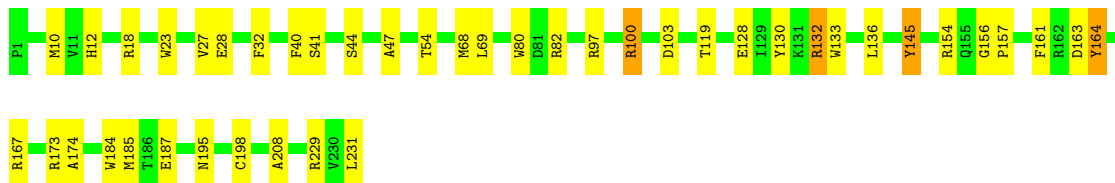
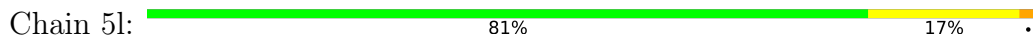
• Molecule 1: capsid protein



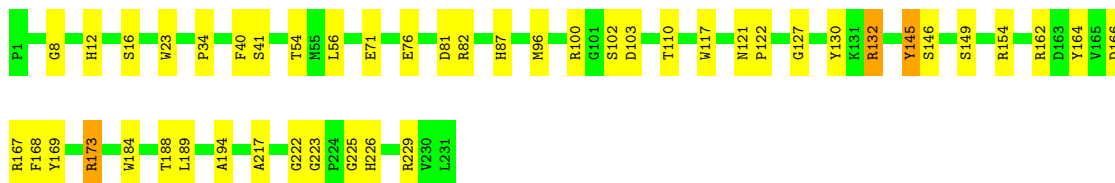
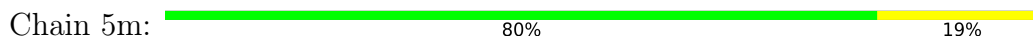
• Molecule 1: capsid protein



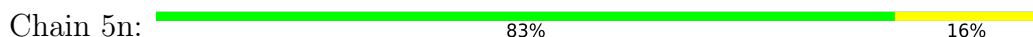
• Molecule 1: capsid protein



• Molecule 1: capsid protein

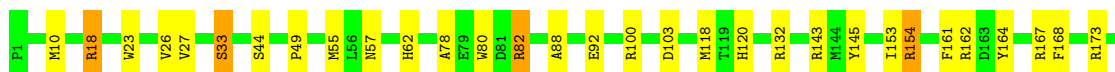
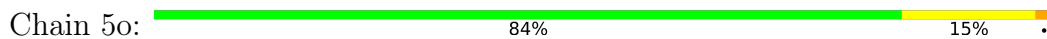


• Molecule 1: capsid protein

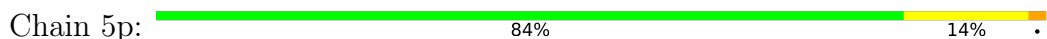




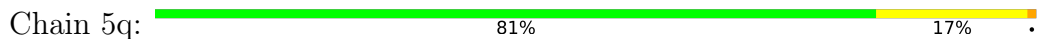
• Molecule 1: capsid protein



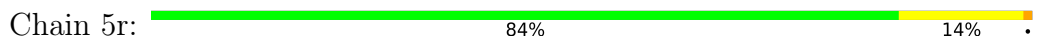
• Molecule 1: capsid protein



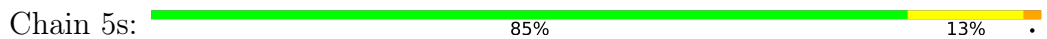
• Molecule 1: capsid protein

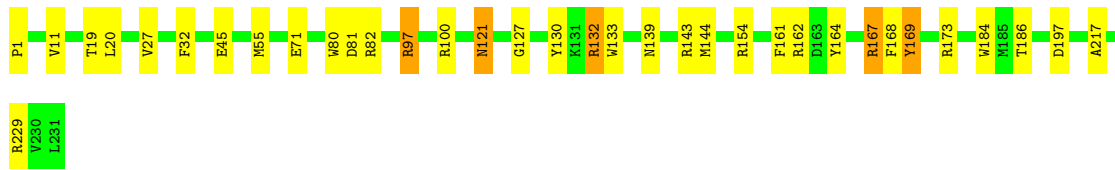


• Molecule 1: capsid protein

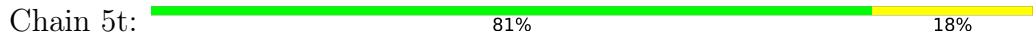


• Molecule 1: capsid protein

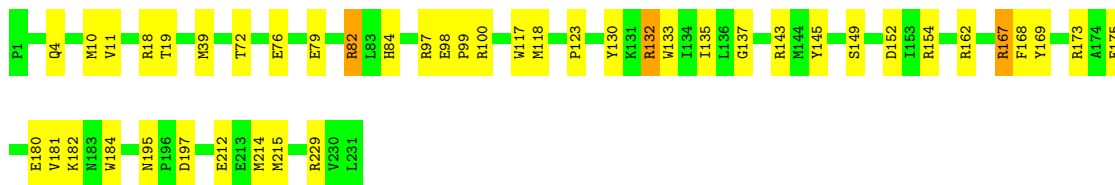
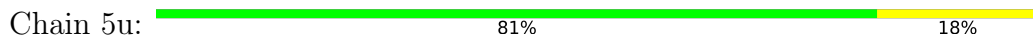




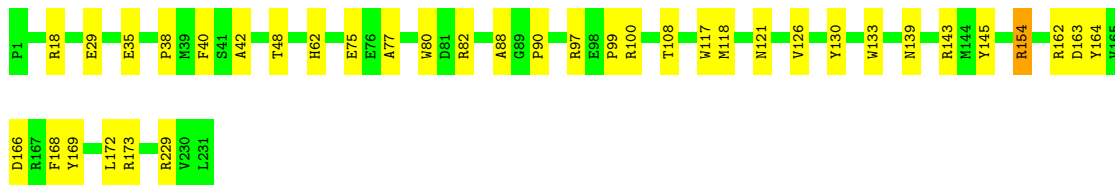
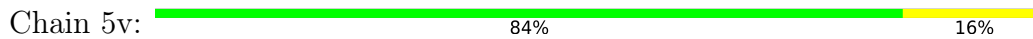
• Molecule 1: capsid protein



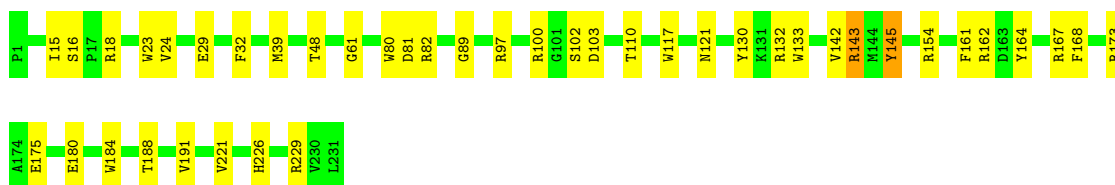
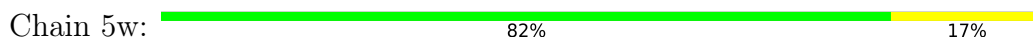
• Molecule 1: capsid protein



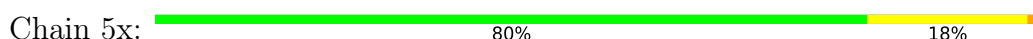
• Molecule 1: capsid protein

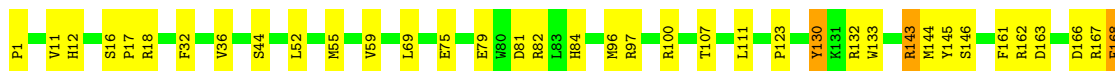


• Molecule 1: capsid protein

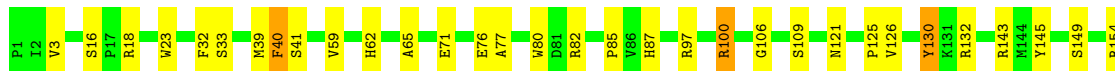
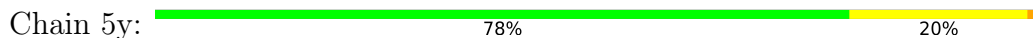


• Molecule 1: capsid protein

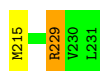
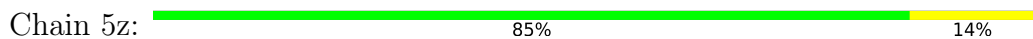





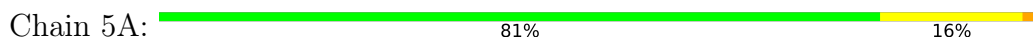
• Molecule 1: capsid protein



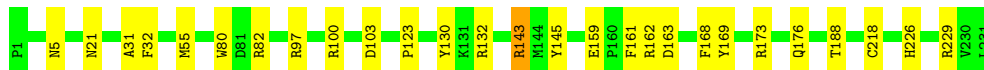
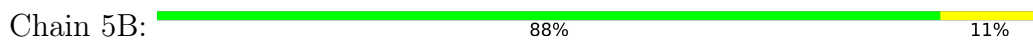
• Molecule 1: capsid protein



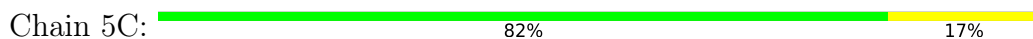
• Molecule 1: capsid protein



• Molecule 1: capsid protein

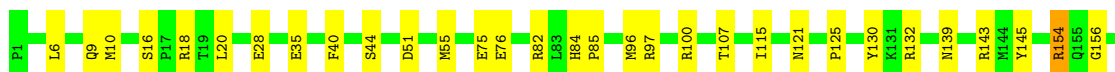
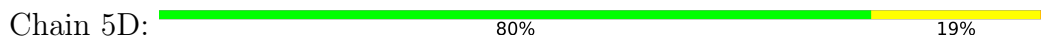


• Molecule 1: capsid protein

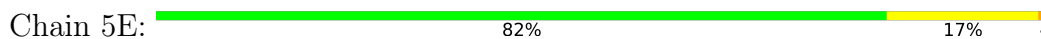




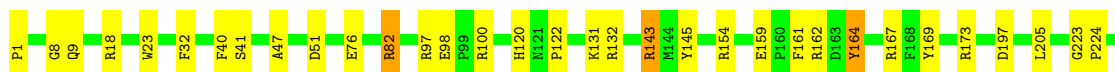
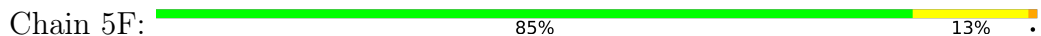
• Molecule 1: capsid protein



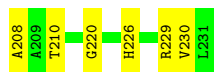
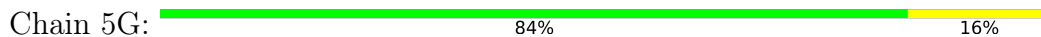
• Molecule 1: capsid protein



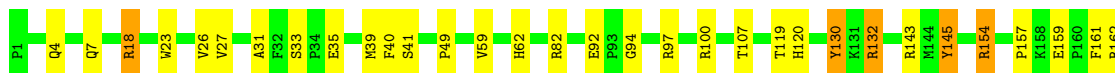
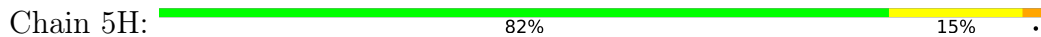
• Molecule 1: capsid protein



• Molecule 1: capsid protein

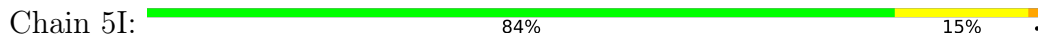


• Molecule 1: capsid protein

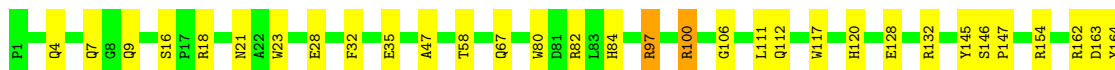
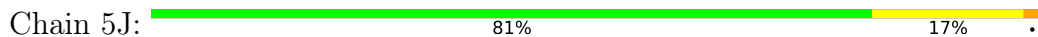




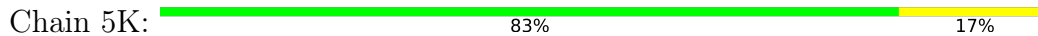
• Molecule 1: capsid protein



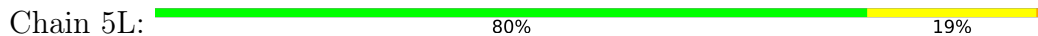
• Molecule 1: capsid protein



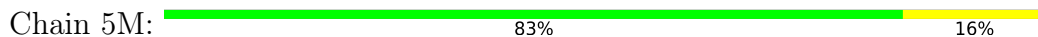
• Molecule 1: capsid protein



• Molecule 1: capsid protein

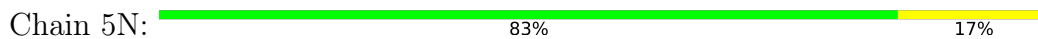


• Molecule 1: capsid protein

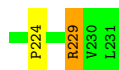
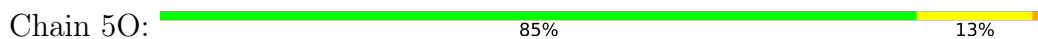




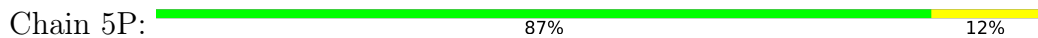
• Molecule 1: capsid protein




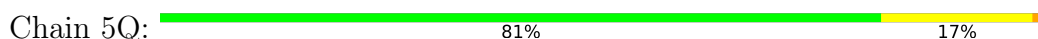
• Molecule 1: capsid protein



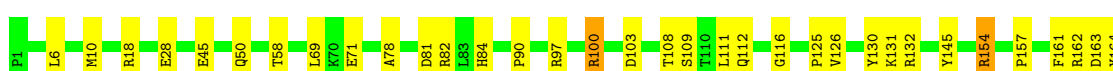
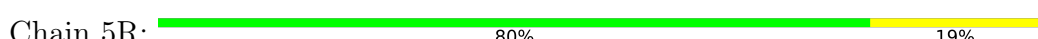
• Molecule 1: capsid protein



• Molecule 1: capsid protein

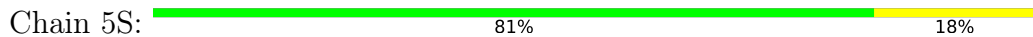


• Molecule 1: capsid protein





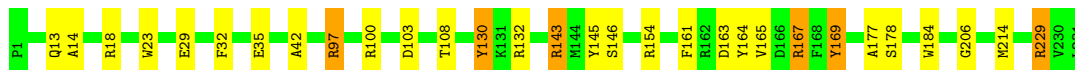
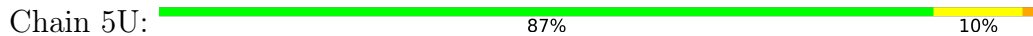
• Molecule 1: capsid protein



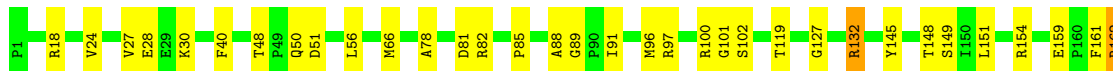
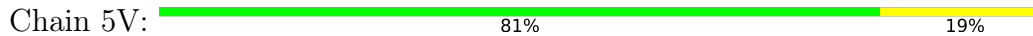
• Molecule 1: capsid protein



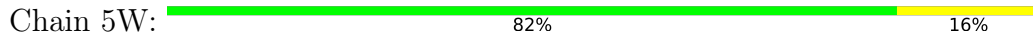
• Molecule 1: capsid protein



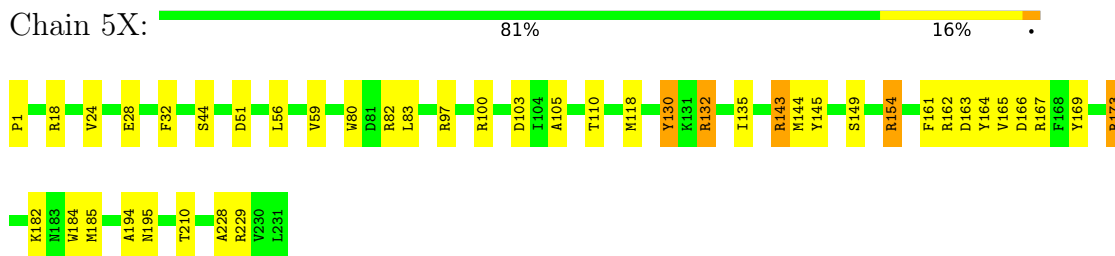
• Molecule 1: capsid protein



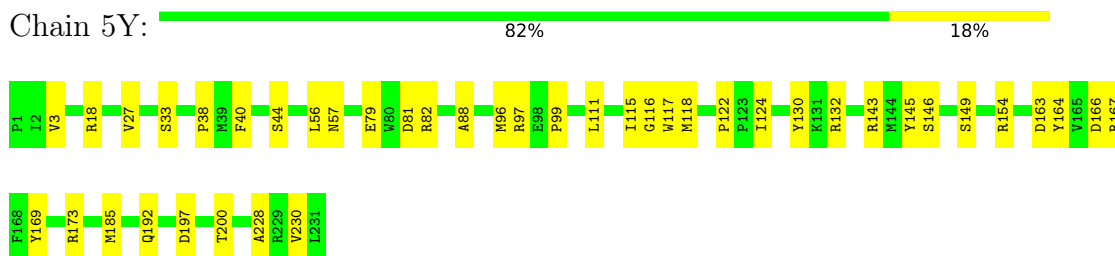
• Molecule 1: capsid protein



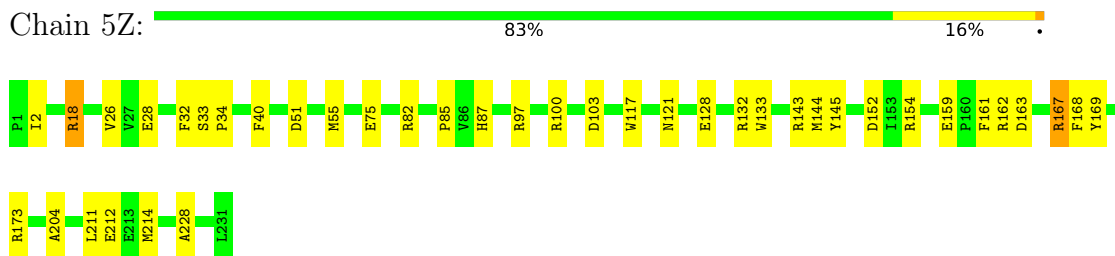
• Molecule 1: capsid protein



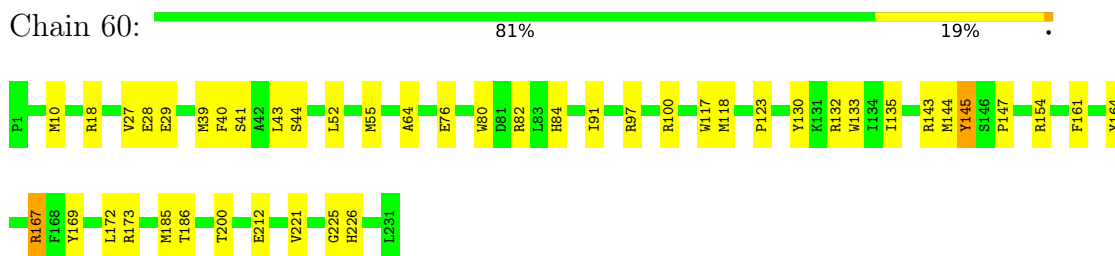
• Molecule 1: capsid protein



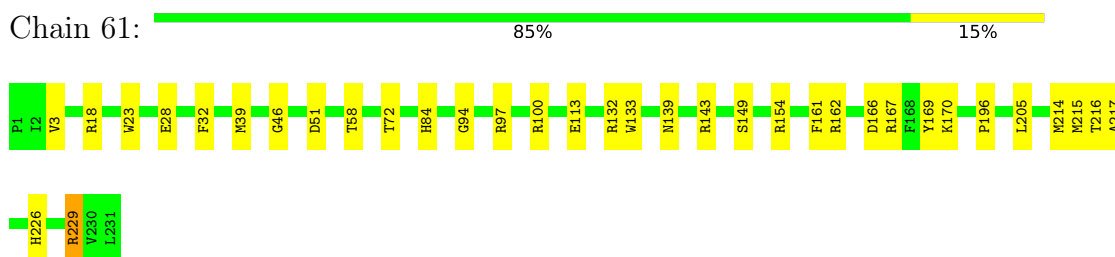
• Molecule 1: capsid protein




• Molecule 1: capsid protein



• Molecule 1: capsid protein




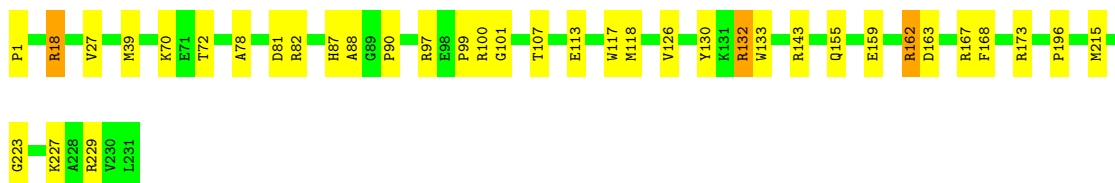
• Molecule 1: capsid protein

Chain 62:  84% 14%




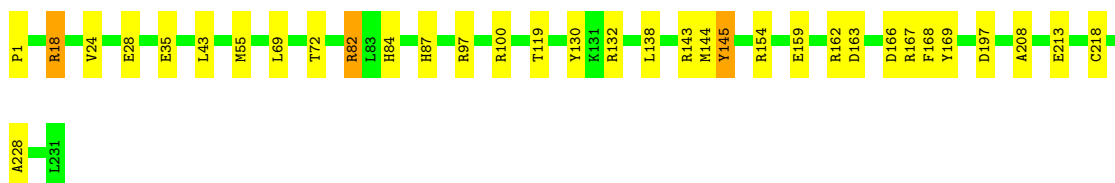
• Molecule 1: capsid protein

Chain 63:  84% 15%




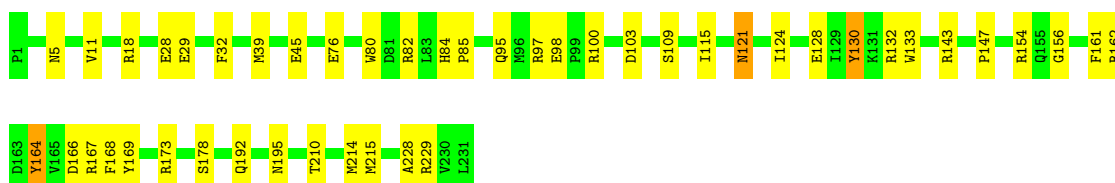
• Molecule 1: capsid protein

Chain 64:  85% 13%




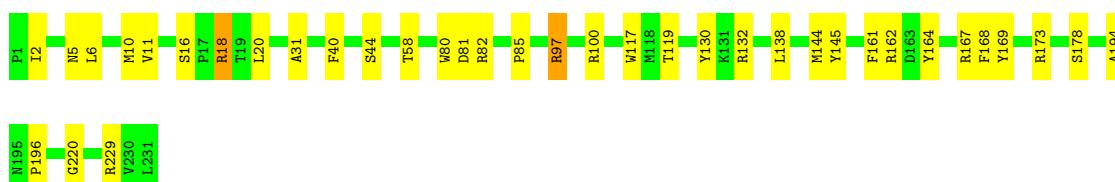
• Molecule 1: capsid protein

Chain 65:  80% 19%




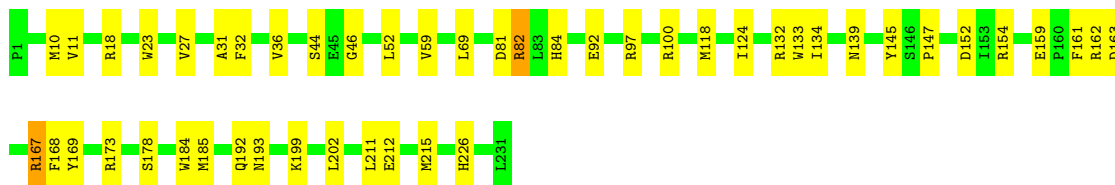
• Molecule 1: capsid protein

Chain 66:  84% 15%




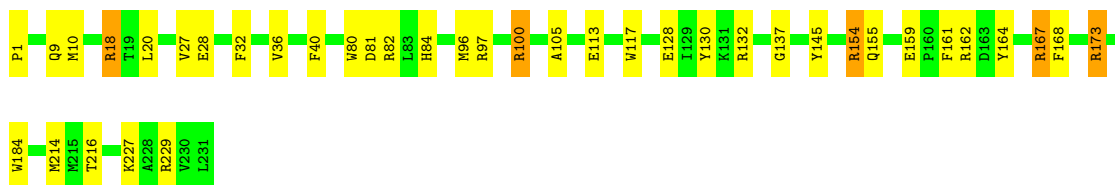
• Molecule 1: capsid protein

Chain 67:  79% 20%




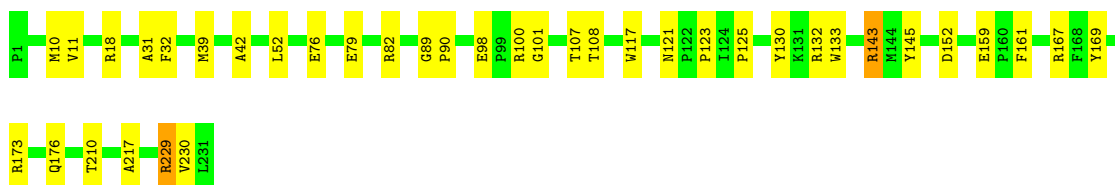
• Molecule 1: capsid protein

Chain 68:  83% 15%




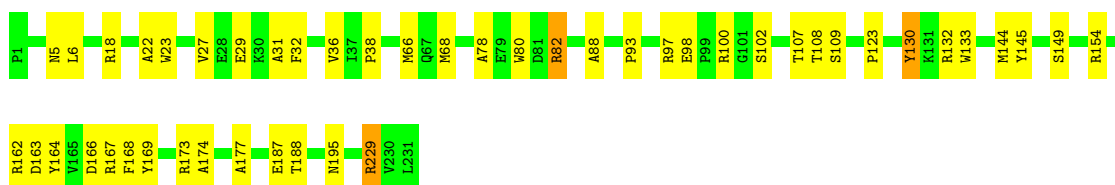
• Molecule 1: capsid protein

Chain 69:  84% 16%




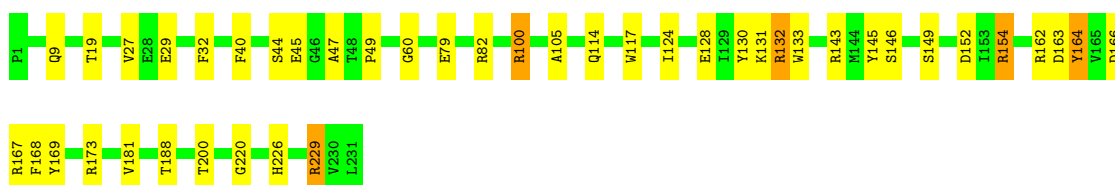
• Molecule 1: capsid protein

Chain 6a:  80% 19%

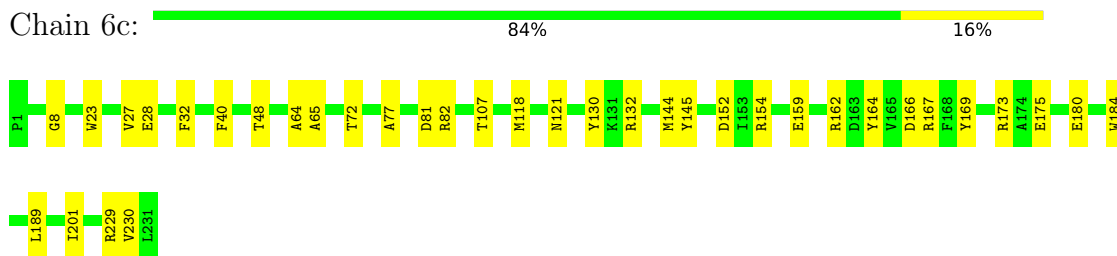


• Molecule 1: capsid protein

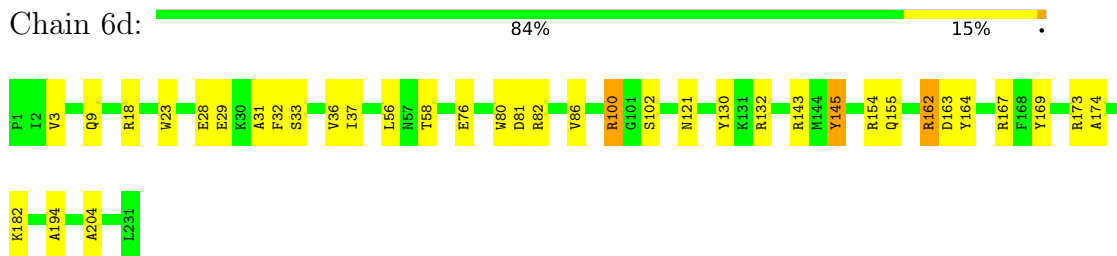
Chain 6b:  81% 16%



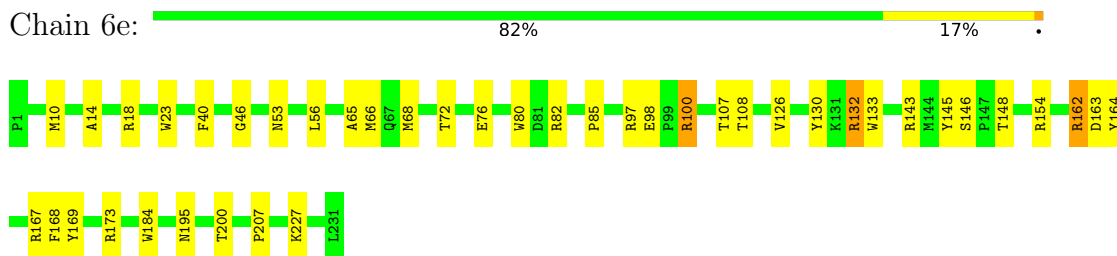
• Molecule 1: capsid protein



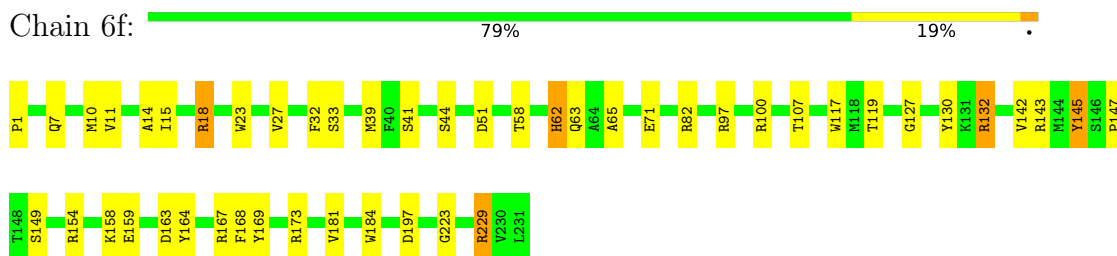
• Molecule 1: capsid protein



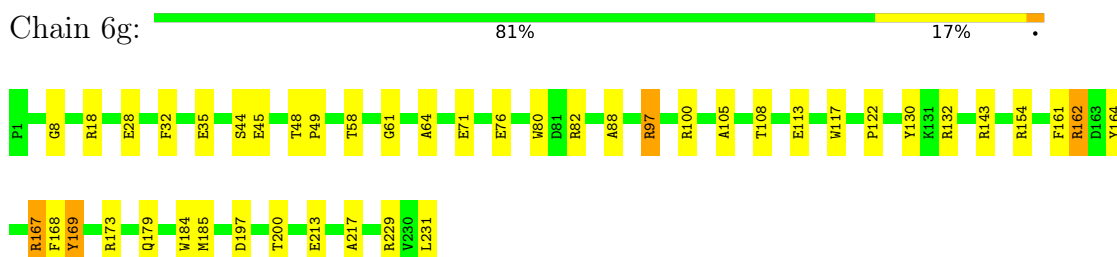
• Molecule 1: capsid protein



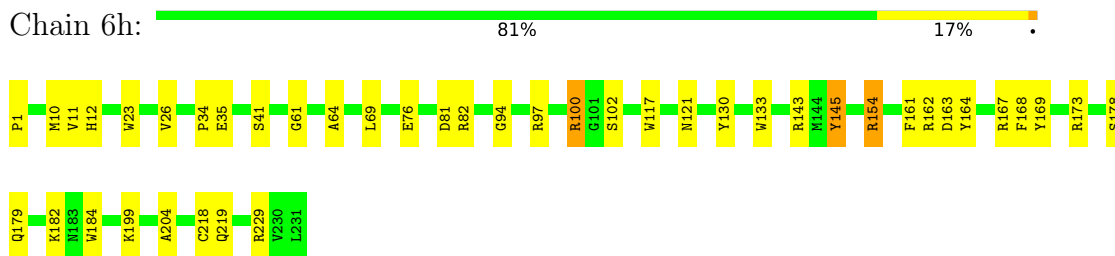
• Molecule 1: capsid protein



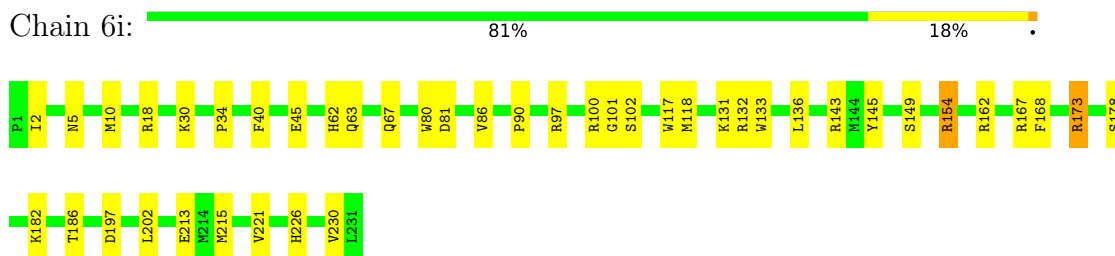
• Molecule 1: capsid protein



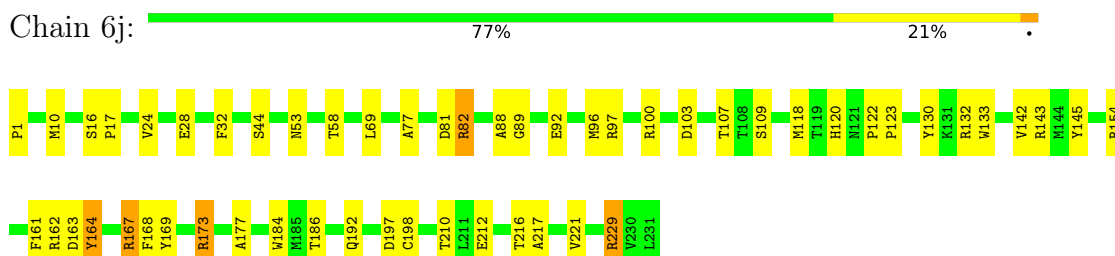
• Molecule 1: capsid protein



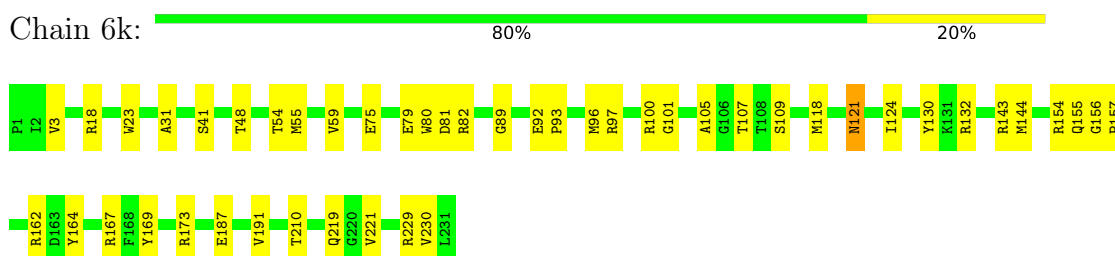
• Molecule 1: capsid protein



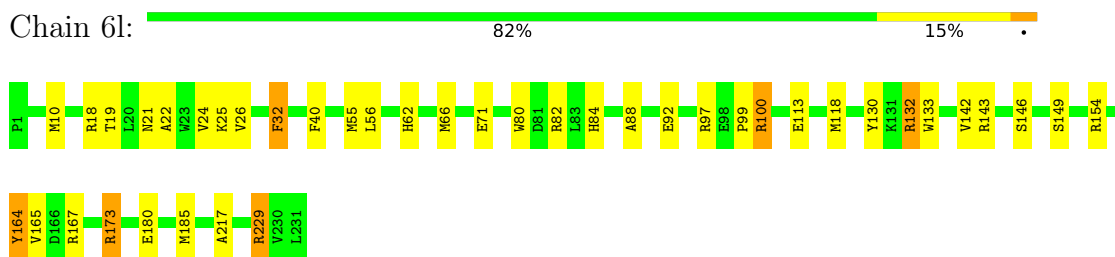
• Molecule 1: capsid protein



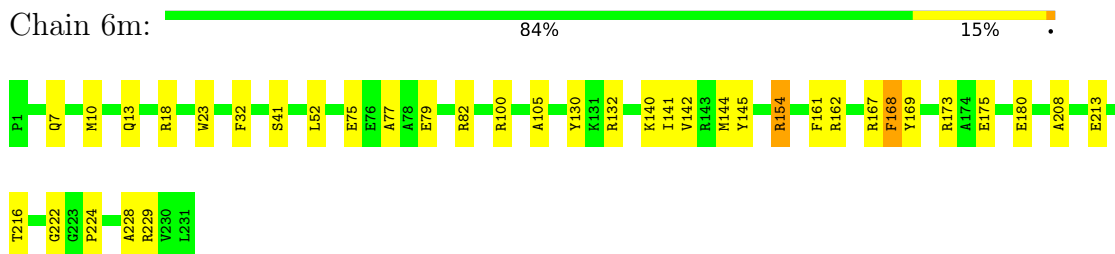
• Molecule 1: capsid protein



• Molecule 1: capsid protein



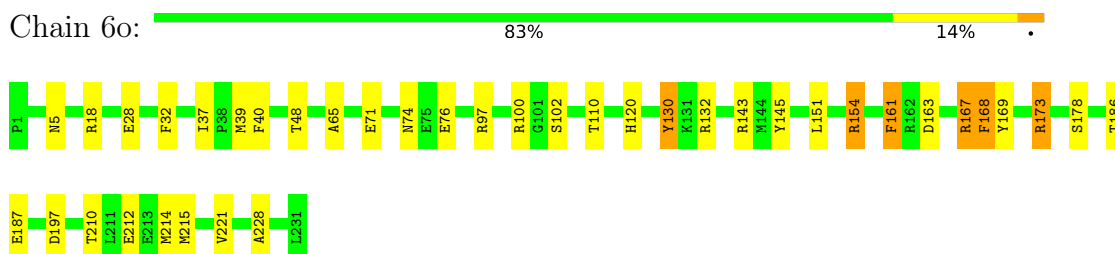
• Molecule 1: capsid protein



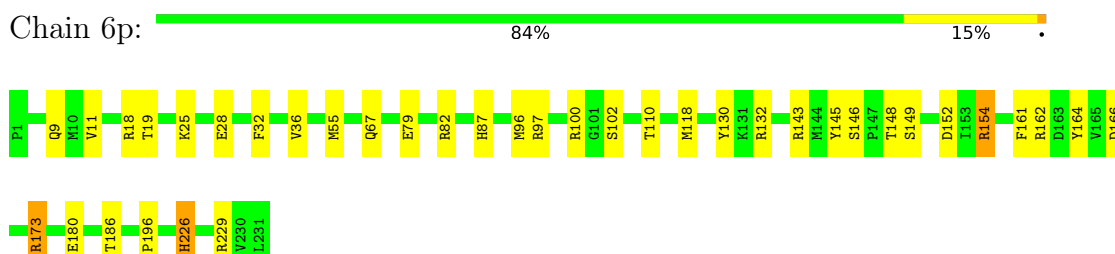
• Molecule 1: capsid protein



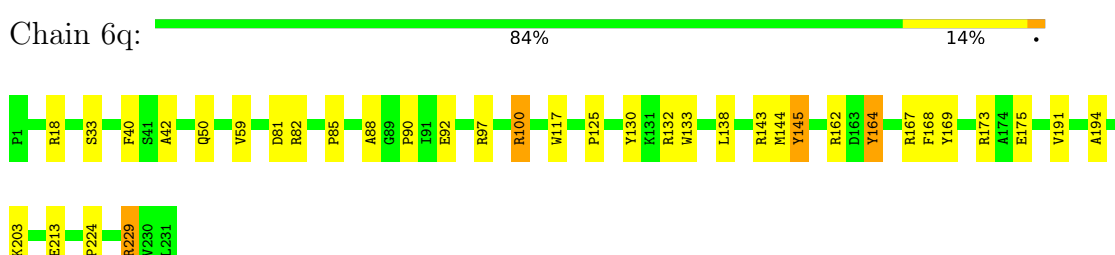
• Molecule 1: capsid protein



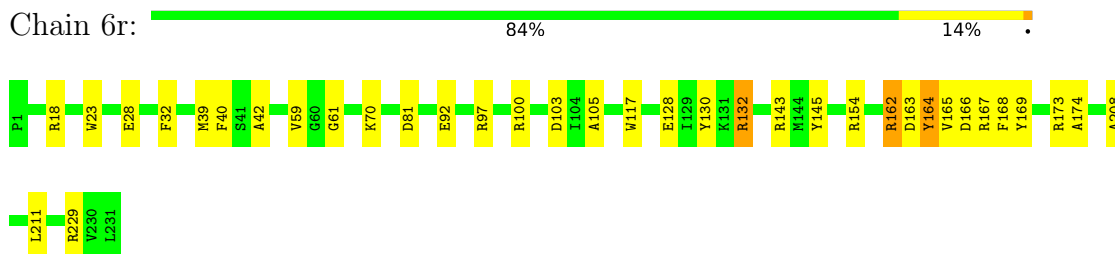
• Molecule 1: capsid protein



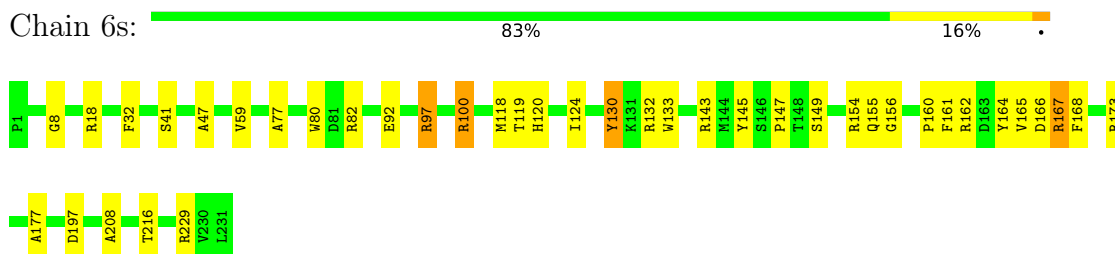
• Molecule 1: capsid protein



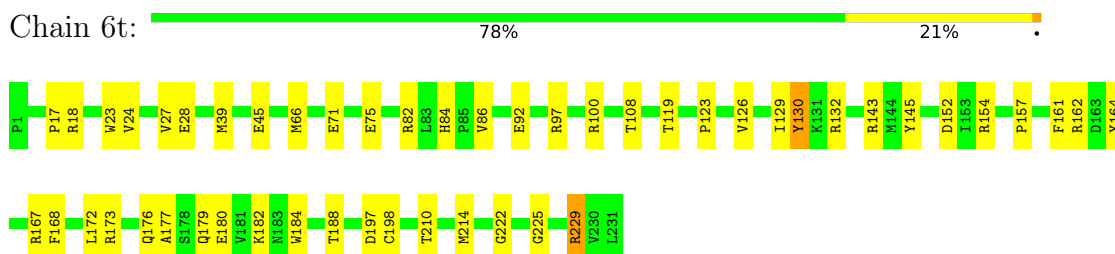
• Molecule 1: capsid protein



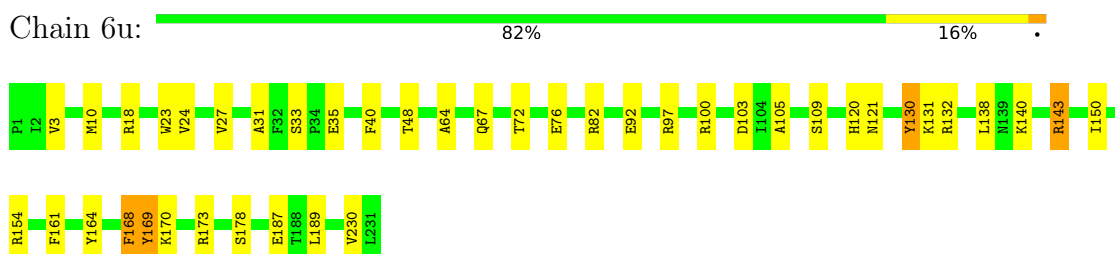
• Molecule 1: capsid protein



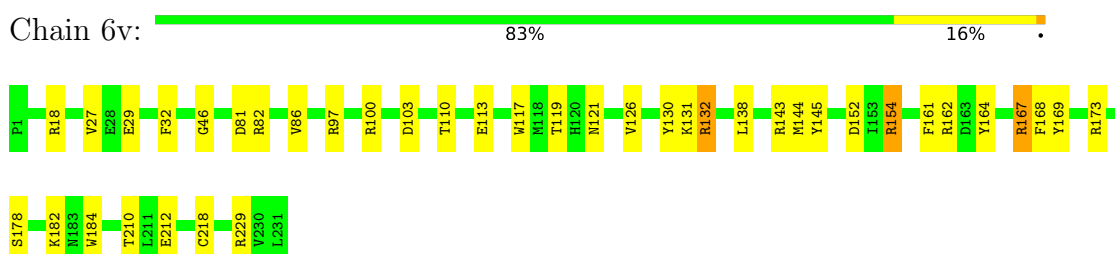
• Molecule 1: capsid protein



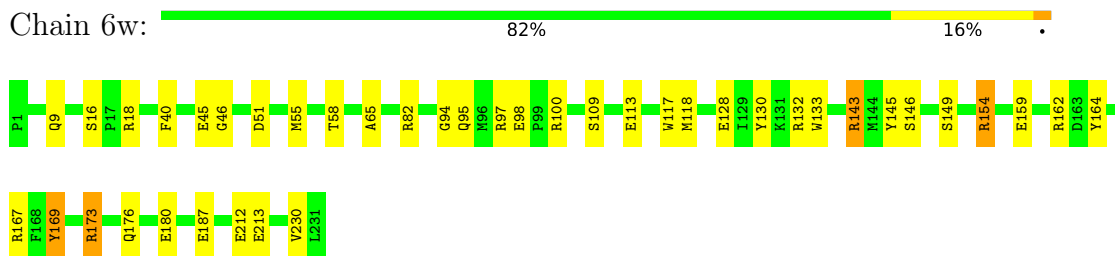
• Molecule 1: capsid protein



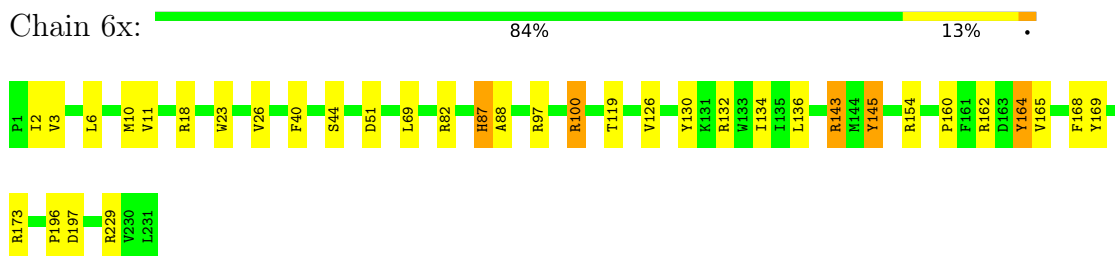
• Molecule 1: capsid protein



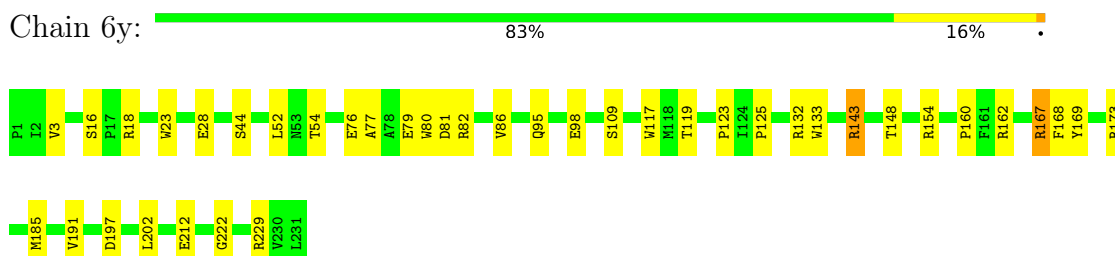
• Molecule 1: capsid protein



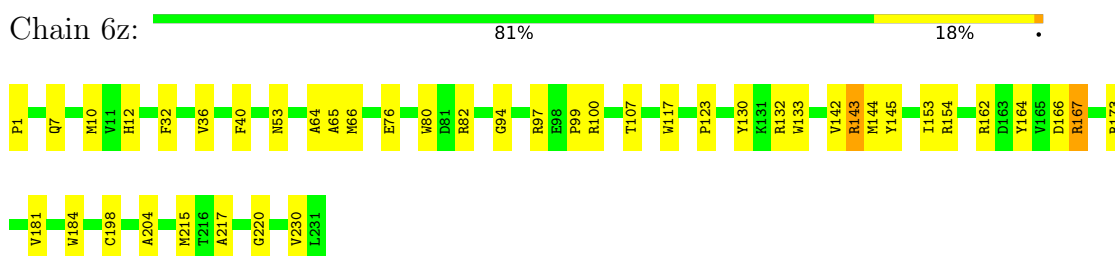
• Molecule 1: capsid protein



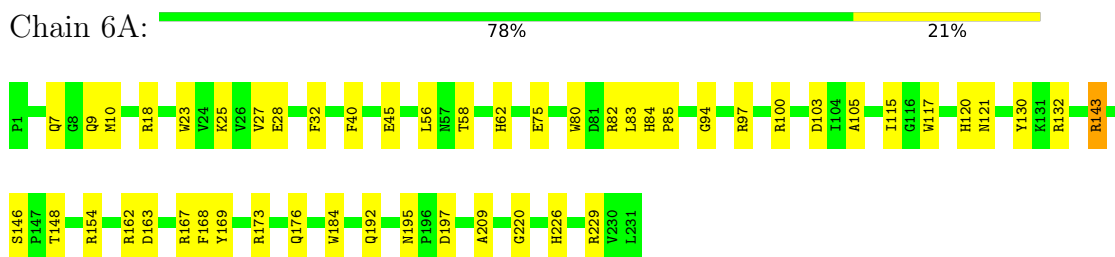
• Molecule 1: capsid protein



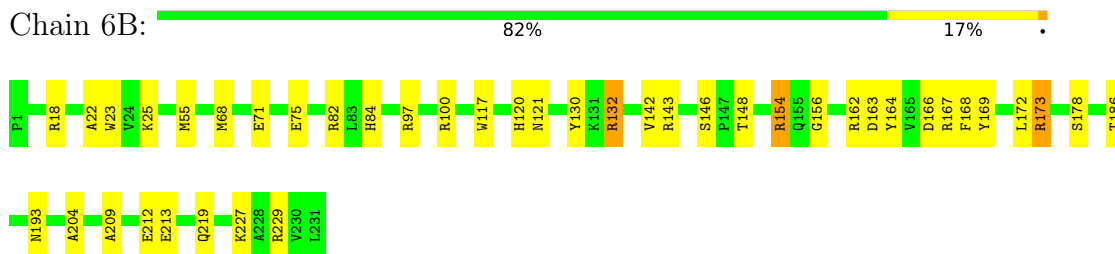
• Molecule 1: capsid protein



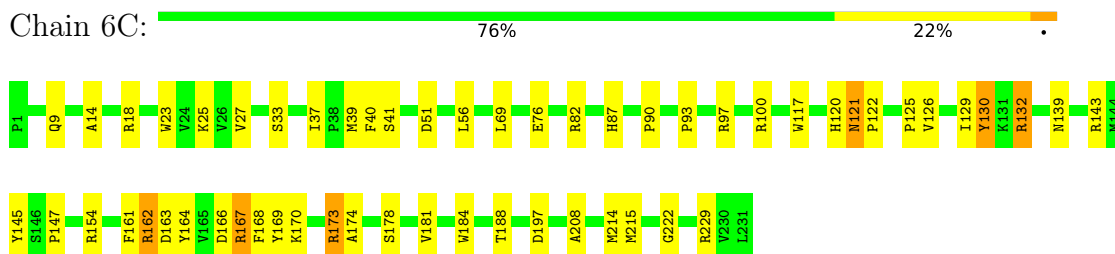
• Molecule 1: capsid protein



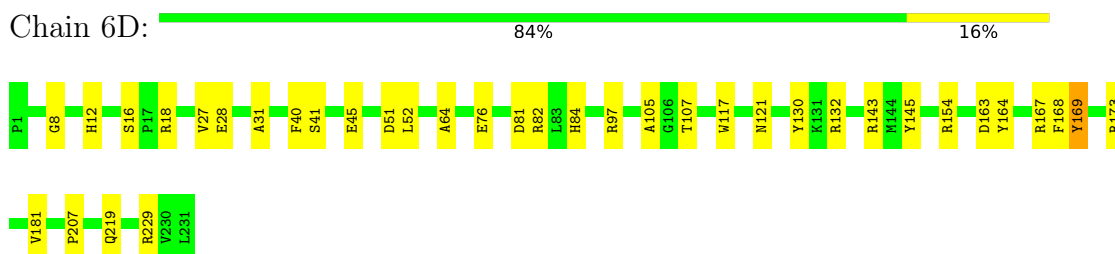
• Molecule 1: capsid protein



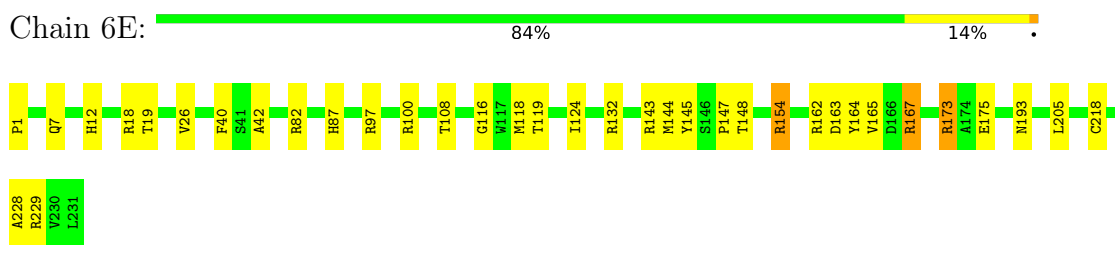
• Molecule 1: capsid protein



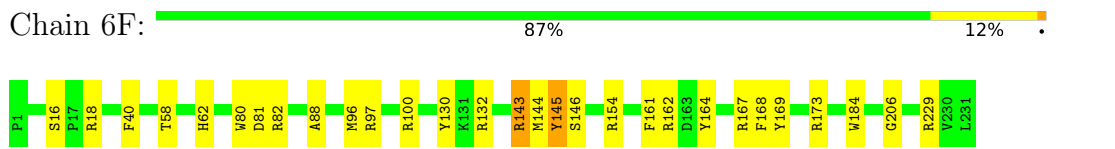
• Molecule 1: capsid protein



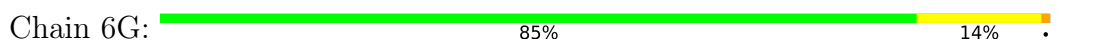
• Molecule 1: capsid protein

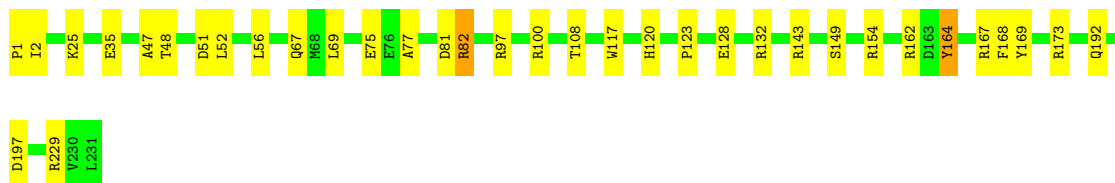


• Molecule 1: capsid protein

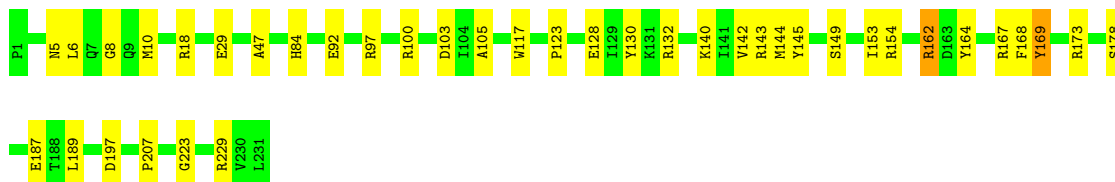
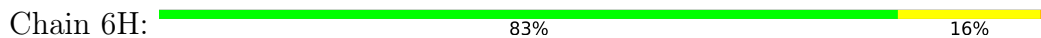


• Molecule 1: capsid protein

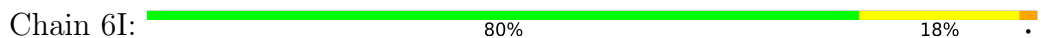




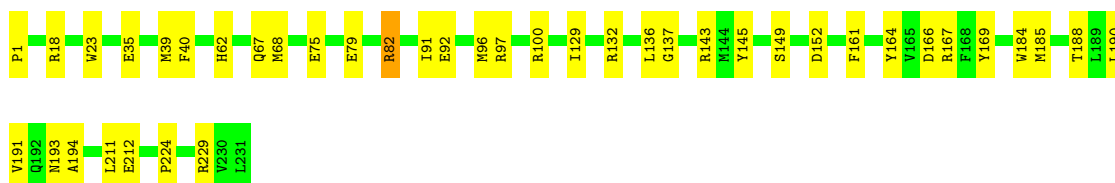
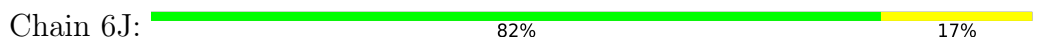
• Molecule 1: capsid protein



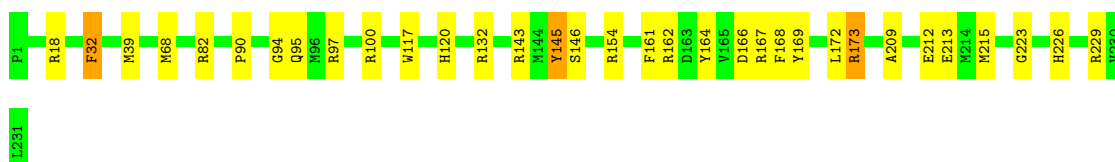
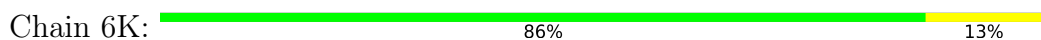
• Molecule 1: capsid protein



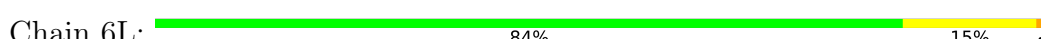
• Molecule 1: capsid protein

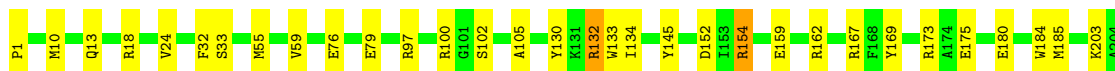


• Molecule 1: capsid protein

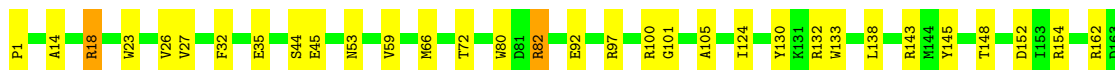
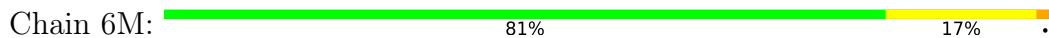


• Molecule 1: capsid protein

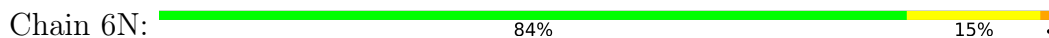




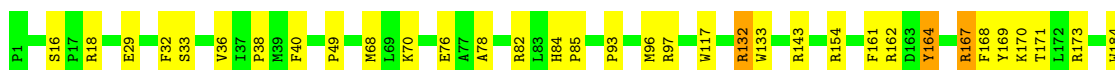
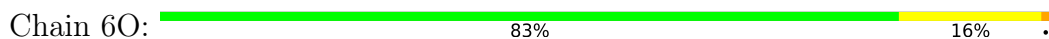
• Molecule 1: capsid protein



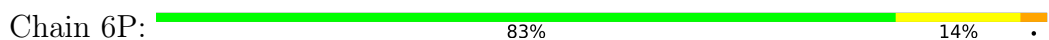
• Molecule 1: capsid protein



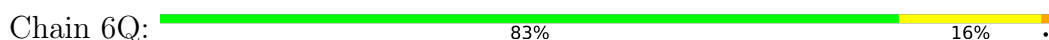
• Molecule 1: capsid protein



• Molecule 1: capsid protein

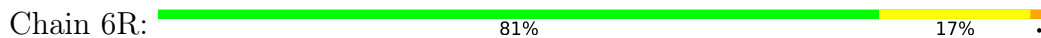


• Molecule 1: capsid protein

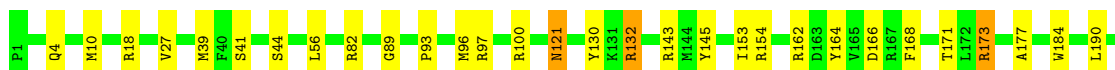
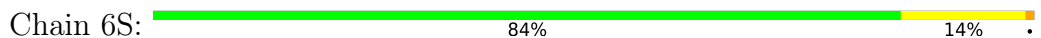




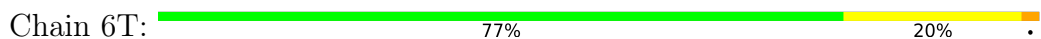
• Molecule 1: capsid protein



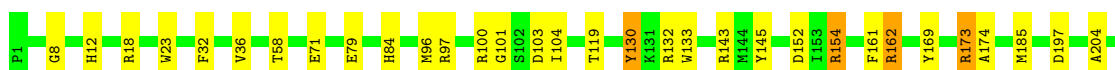
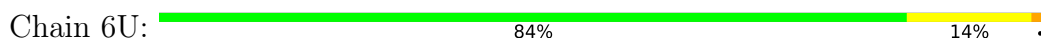
• Molecule 1: capsid protein



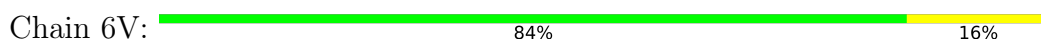
• Molecule 1: capsid protein

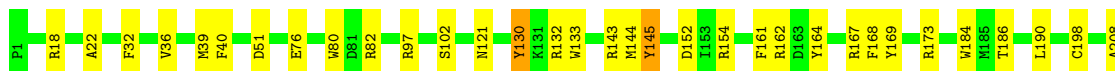


• Molecule 1: capsid protein

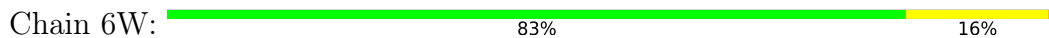


• Molecule 1: capsid protein

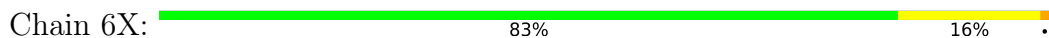




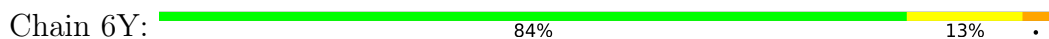
• Molecule 1: capsid protein



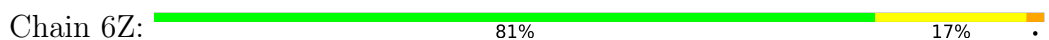
• Molecule 1: capsid protein



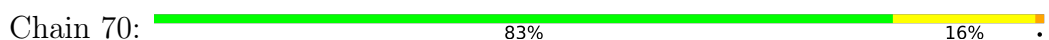
• Molecule 1: capsid protein



• Molecule 1: capsid protein

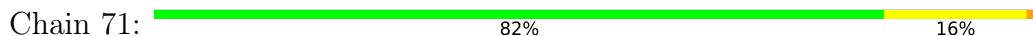


• Molecule 1: capsid protein

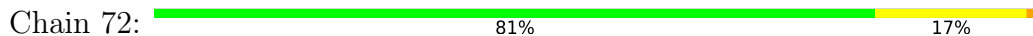




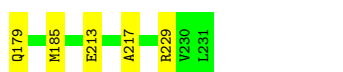
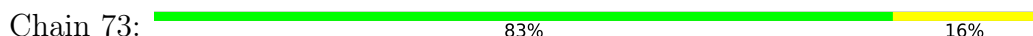
• Molecule 1: capsid protein



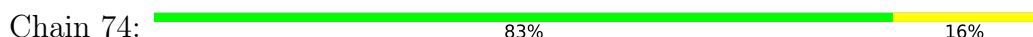
• Molecule 1: capsid protein



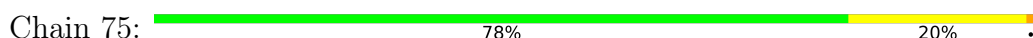
• Molecule 1: capsid protein



• Molecule 1: capsid protein

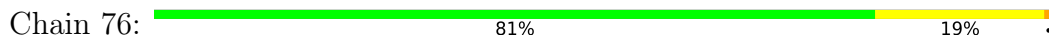


• Molecule 1: capsid protein

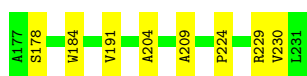
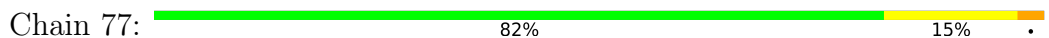




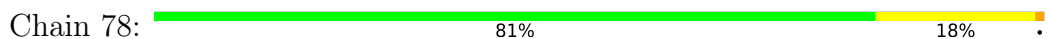
• Molecule 1: capsid protein



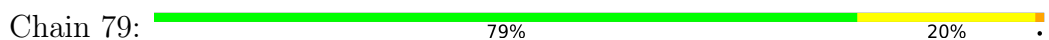
• Molecule 1: capsid protein



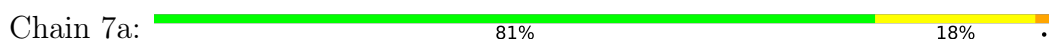
• Molecule 1: capsid protein

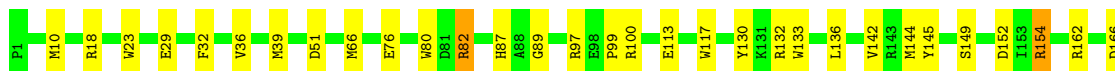


• Molecule 1: capsid protein

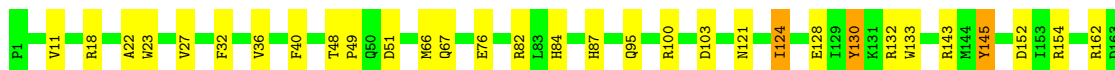
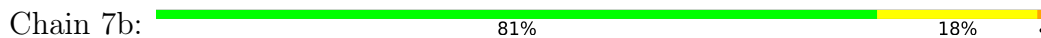


• Molecule 1: capsid protein

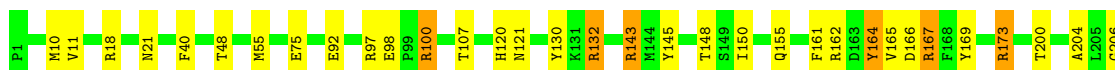
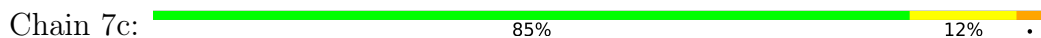




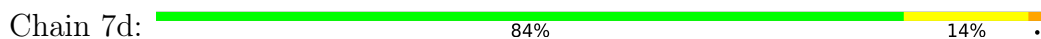
• Molecule 1: capsid protein



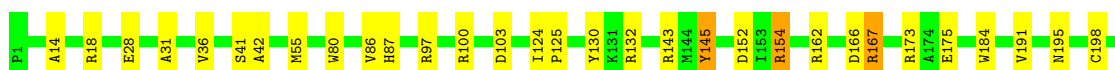
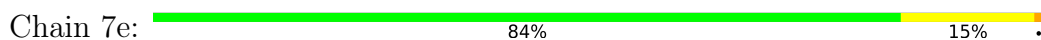
• Molecule 1: capsid protein



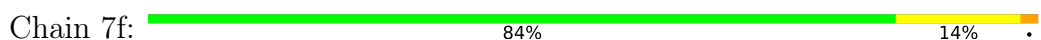
• Molecule 1: capsid protein



• Molecule 1: capsid protein

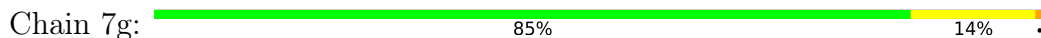


• Molecule 1: capsid protein

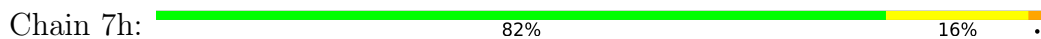




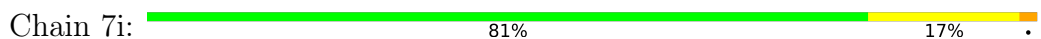
• Molecule 1: capsid protein



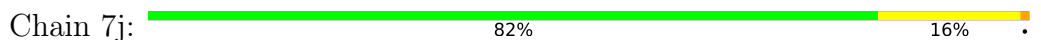
• Molecule 1: capsid protein



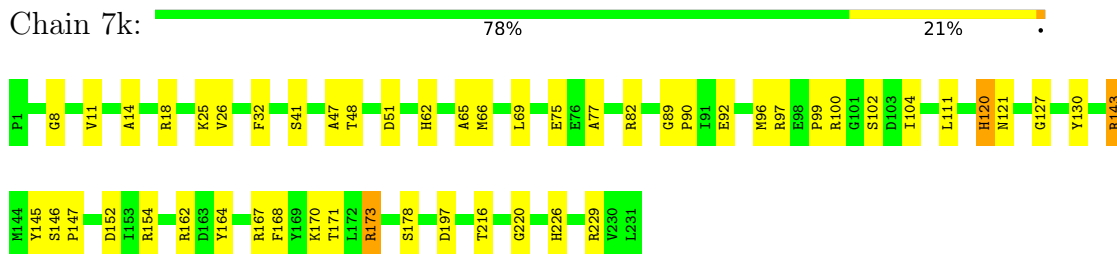
• Molecule 1: capsid protein



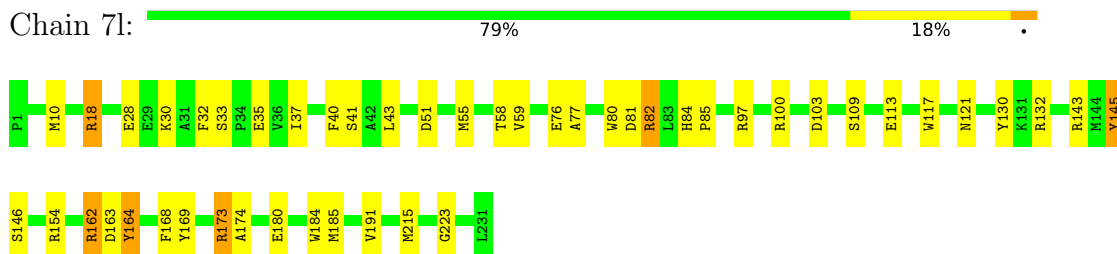
• Molecule 1: capsid protein



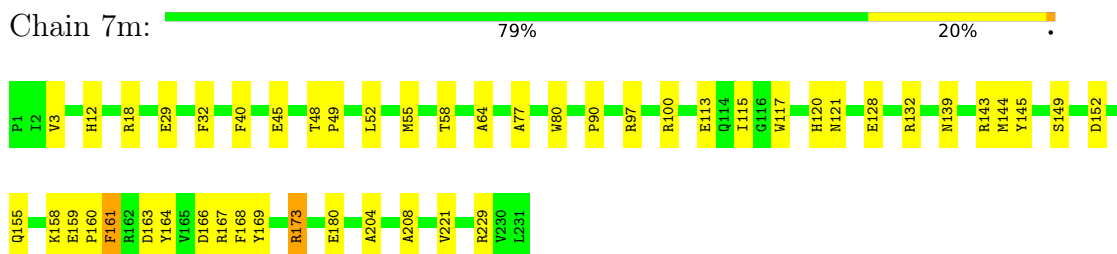
• Molecule 1: capsid protein



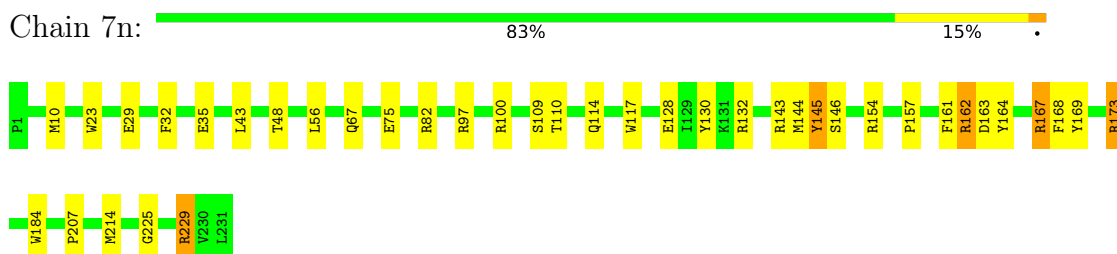
• Molecule 1: capsid protein



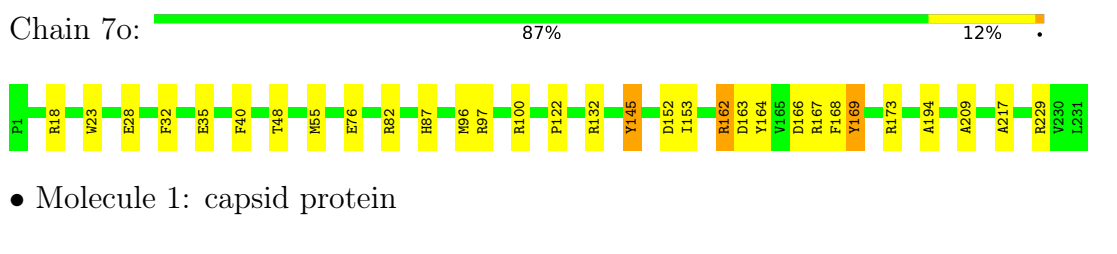
• Molecule 1: capsid protein



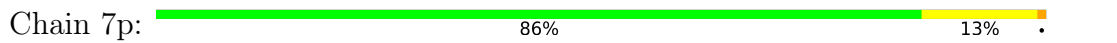
• Molecule 1: capsid protein

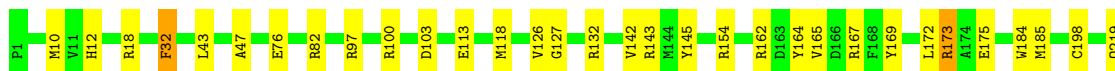


• Molecule 1: capsid protein

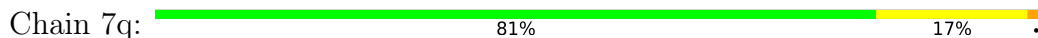


• Molecule 1: capsid protein

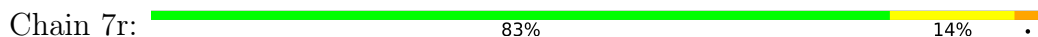




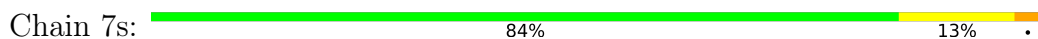
• Molecule 1: capsid protein



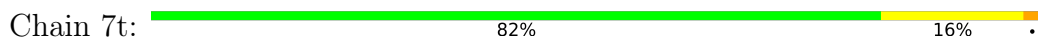
• Molecule 1: capsid protein



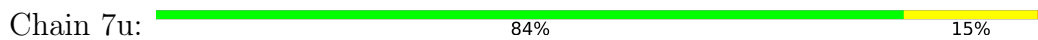
• Molecule 1: capsid protein

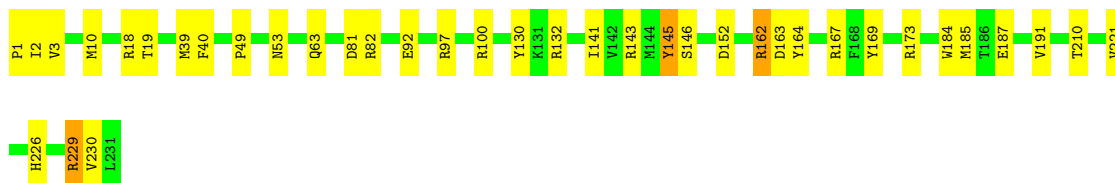


• Molecule 1: capsid protein

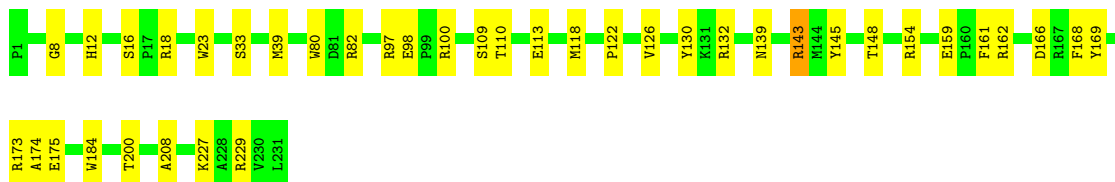
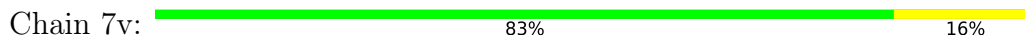


• Molecule 1: capsid protein

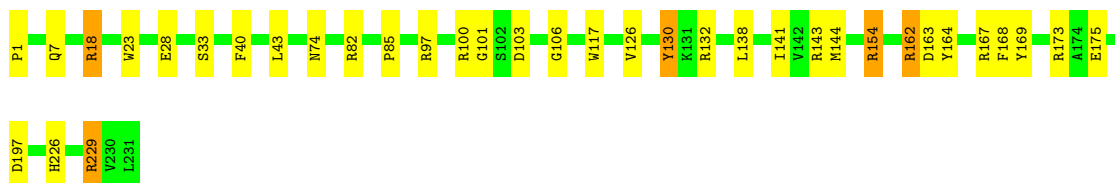
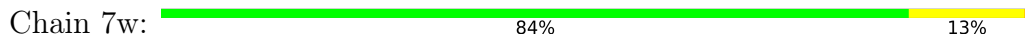




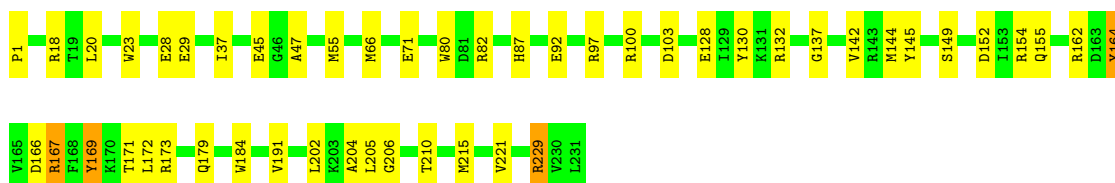
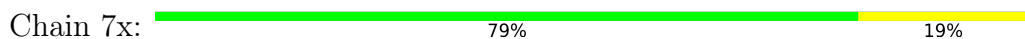
• Molecule 1: capsid protein



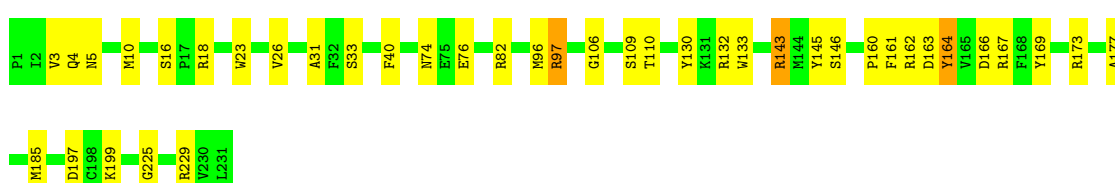
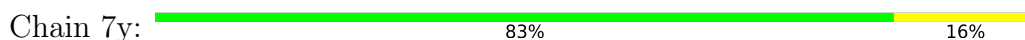
• Molecule 1: capsid protein



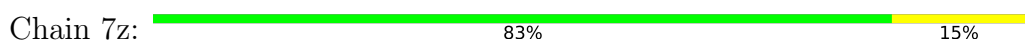
• Molecule 1: capsid protein



• Molecule 1: capsid protein


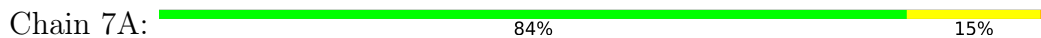


• Molecule 1: capsid protein

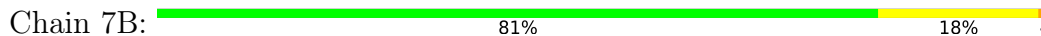




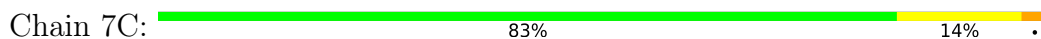
• Molecule 1: capsid protein



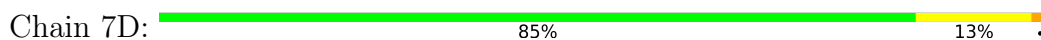
• Molecule 1: capsid protein



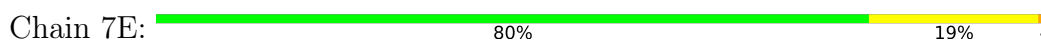
• Molecule 1: capsid protein



• Molecule 1: capsid protein

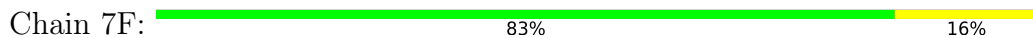


• Molecule 1: capsid protein

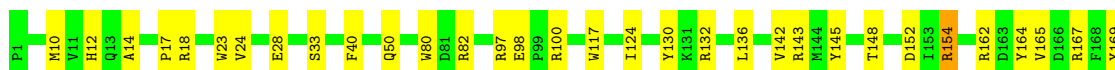
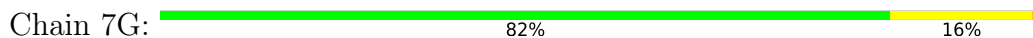




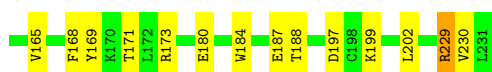
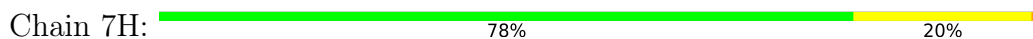
• Molecule 1: capsid protein



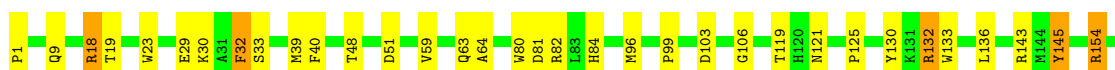
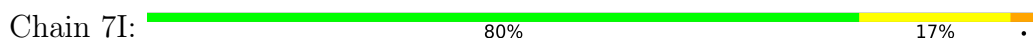
• Molecule 1: capsid protein



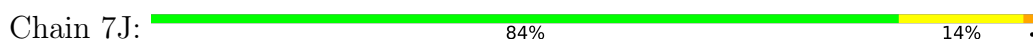
• Molecule 1: capsid protein



• Molecule 1: capsid protein

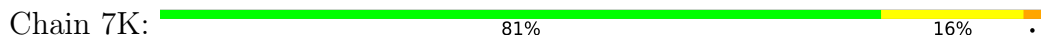


• Molecule 1: capsid protein


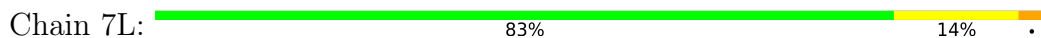




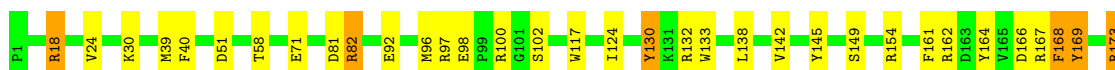
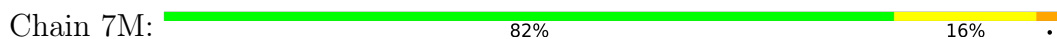
• Molecule 1: capsid protein



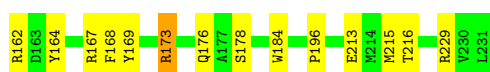
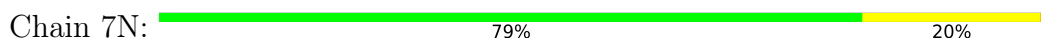
• Molecule 1: capsid protein



• Molecule 1: capsid protein

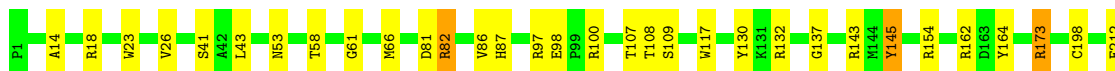


• Molecule 1: capsid protein



• Molecule 1: capsid protein

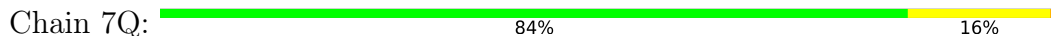




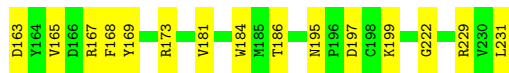
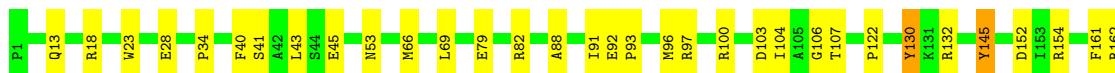
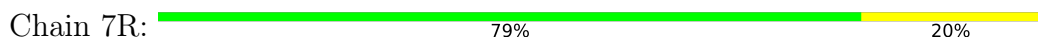
• Molecule 1: capsid protein



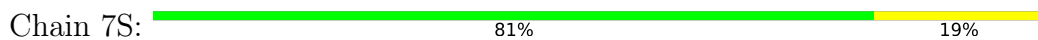
• Molecule 1: capsid protein



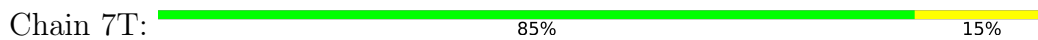
• Molecule 1: capsid protein

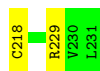


• Molecule 1: capsid protein

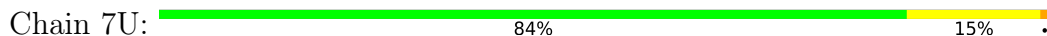


• Molecule 1: capsid protein

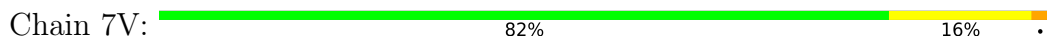




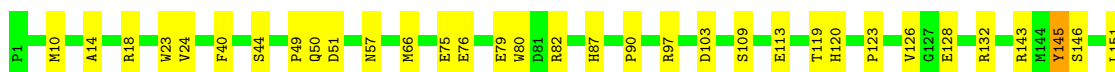
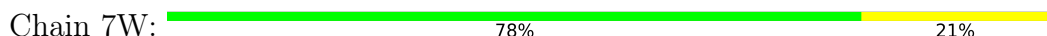
• Molecule 1: capsid protein



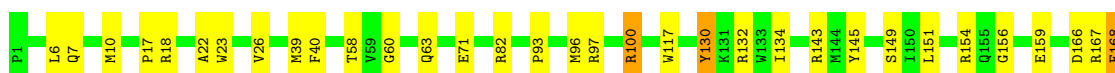
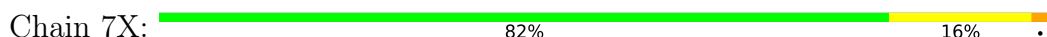
• Molecule 1: capsid protein



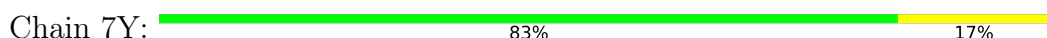
• Molecule 1: capsid protein



• Molecule 1: capsid protein

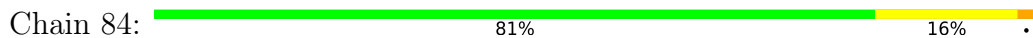


• Molecule 1: capsid protein

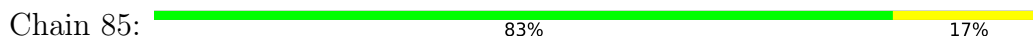




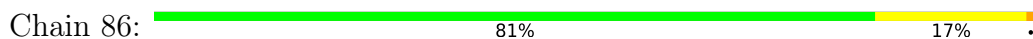
• Molecule 1: capsid protein



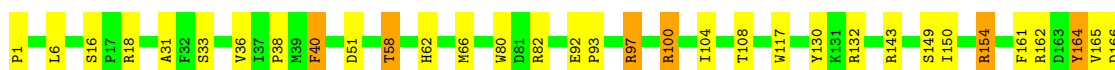
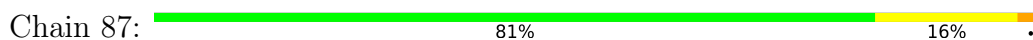
• Molecule 1: capsid protein



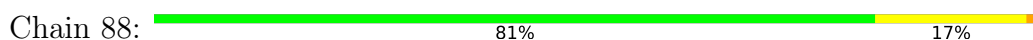
• Molecule 1: capsid protein

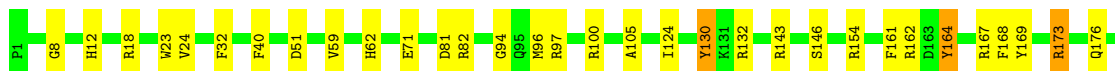


• Molecule 1: capsid protein

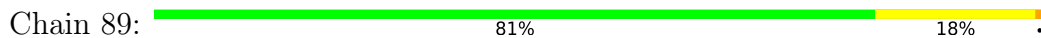


• Molecule 1: capsid protein

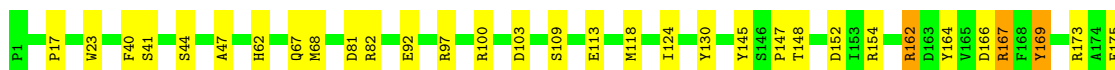
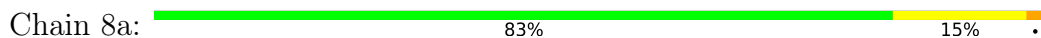




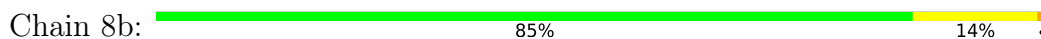
• Molecule 1: capsid protein



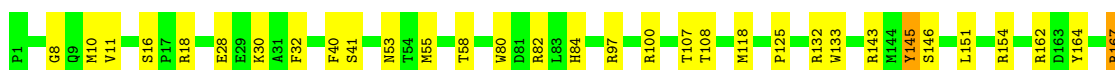
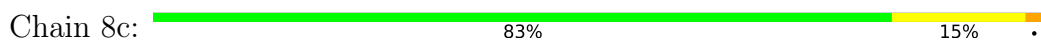
• Molecule 1: capsid protein



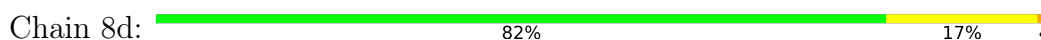
• Molecule 1: capsid protein

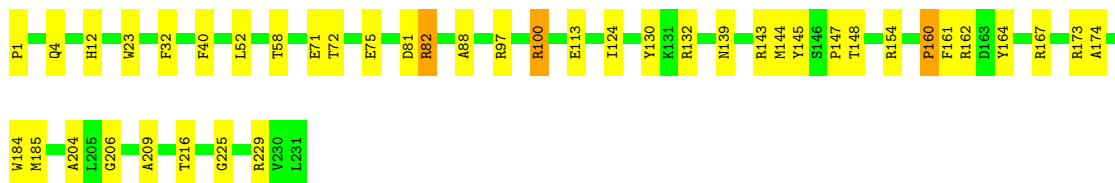


• Molecule 1: capsid protein

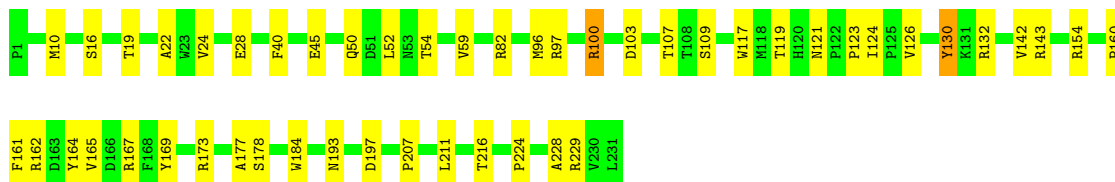
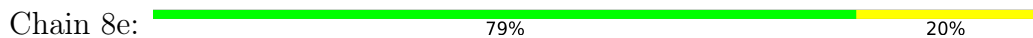


• Molecule 1: capsid protein

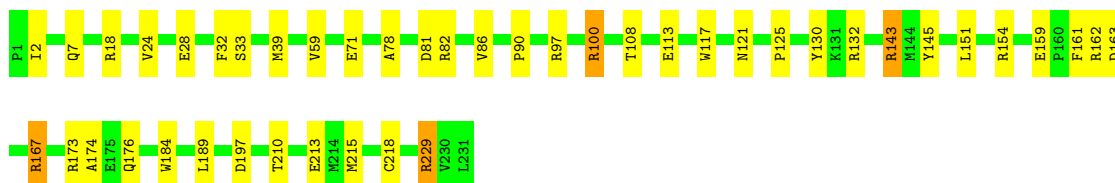
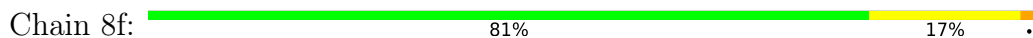




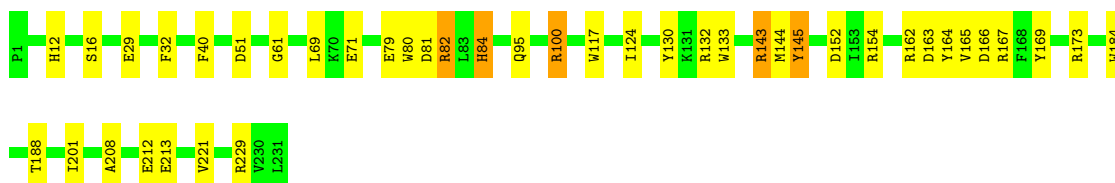
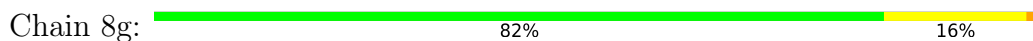
• Molecule 1: capsid protein



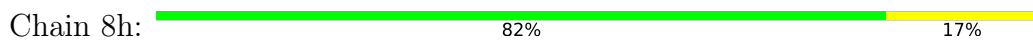
• Molecule 1: capsid protein



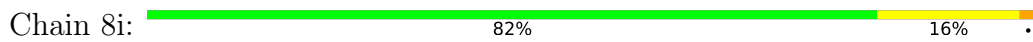
• Molecule 1: capsid protein

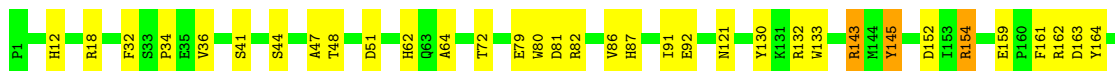


• Molecule 1: capsid protein

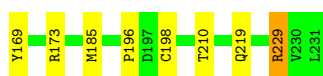
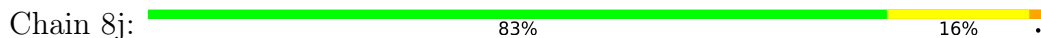


• Molecule 1: capsid protein

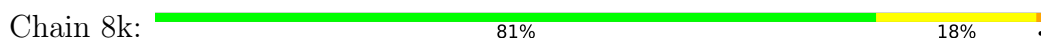




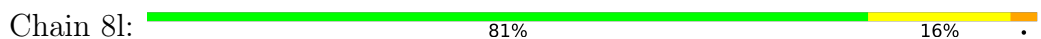
• Molecule 1: capsid protein



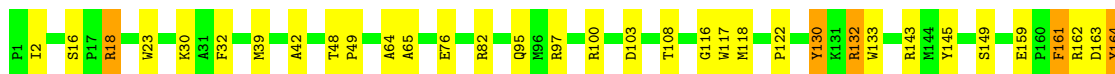
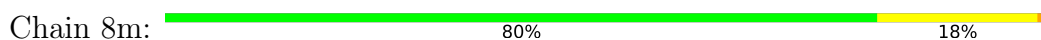
• Molecule 1: capsid protein



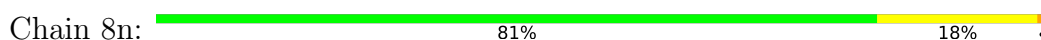
• Molecule 1: capsid protein

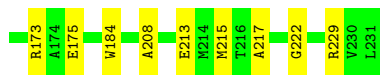


• Molecule 1: capsid protein

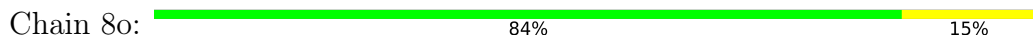


• Molecule 1: capsid protein

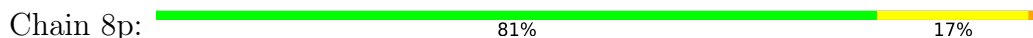




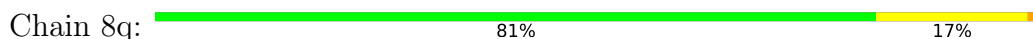
• Molecule 1: capsid protein



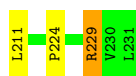
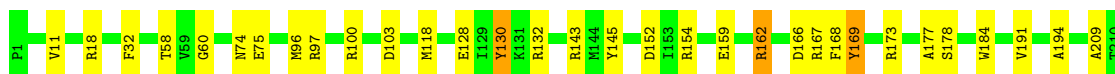
• Molecule 1: capsid protein




• Molecule 1: capsid protein

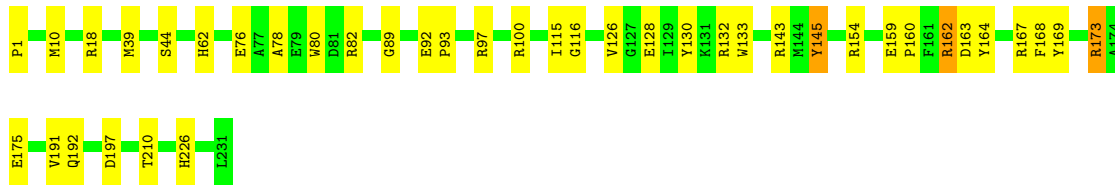


• Molecule 1: capsid protein




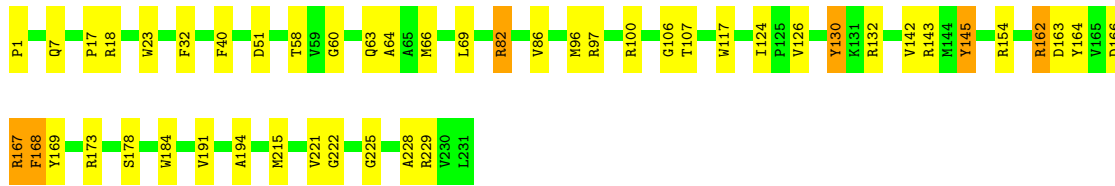
• Molecule 1: capsid protein

Chain 8s:  83% 16%




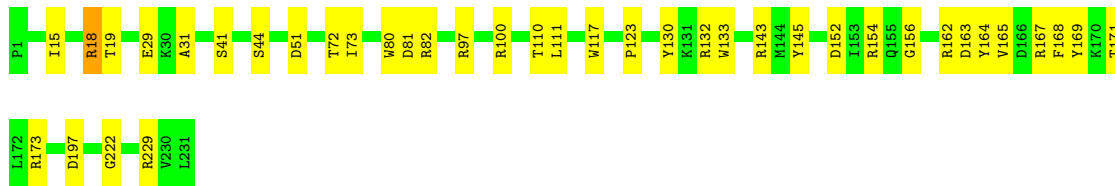
• Molecule 1: capsid protein

Chain 8t:  79% 18%




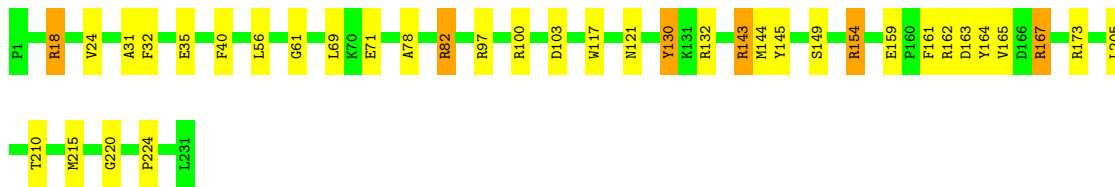
• Molecule 1: capsid protein

Chain 8u:  83% 16%




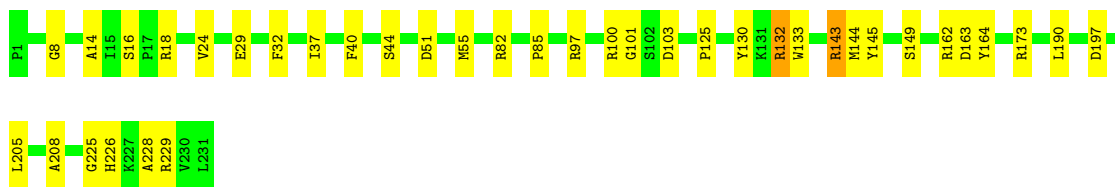
• Molecule 1: capsid protein

Chain 8v:  84% 13%



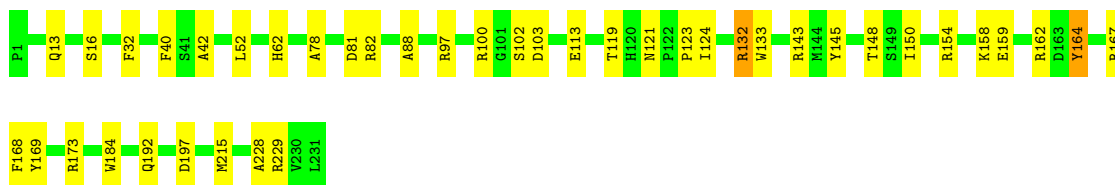
• Molecule 1: capsid protein

Chain 8w:  84% 16%




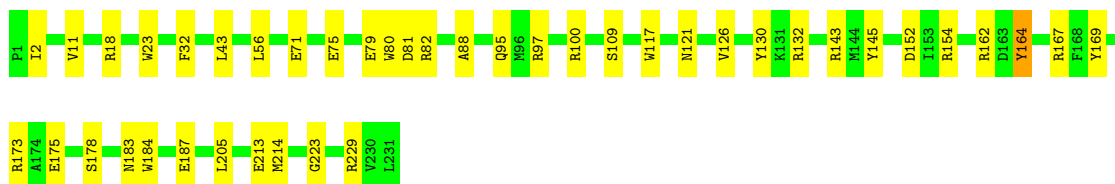
• Molecule 1: capsid protein

Chain 8x:  82% 17%




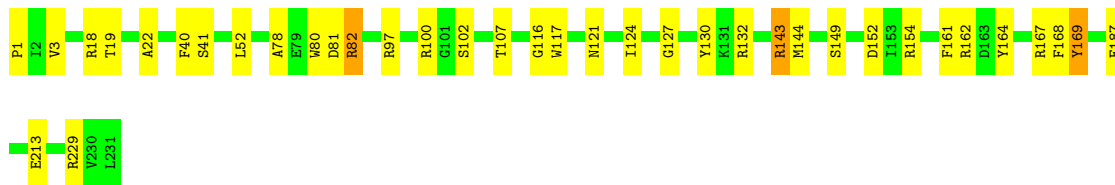
• Molecule 1: capsid protein

Chain 8y:  82% 18%




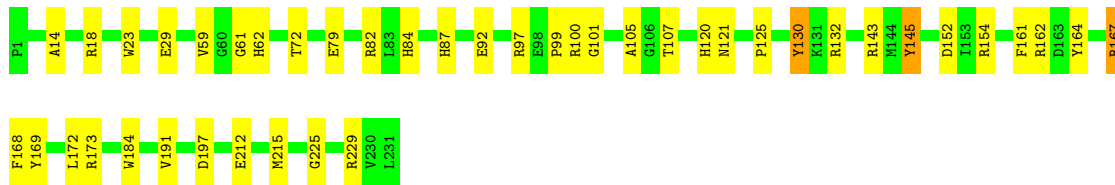
• Molecule 1: capsid protein

Chain 8z:  84% 15%




• Molecule 1: capsid protein

Chain 8A:  81% 17%

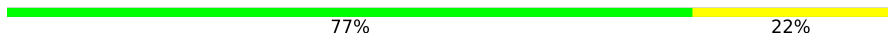


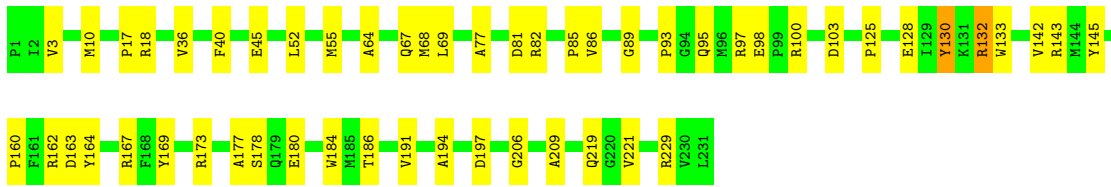
• Molecule 1: capsid protein

Chain 8B:  81% 16%




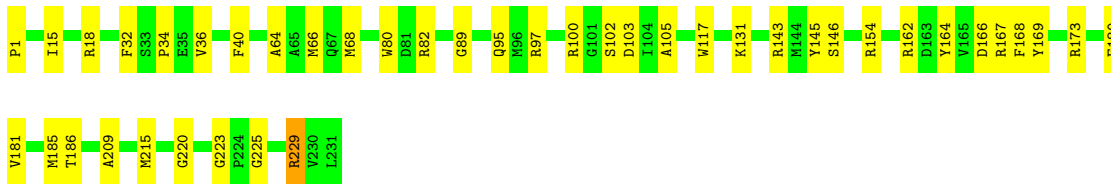
• Molecule 1: capsid protein

Chain 8C:  77% 22%




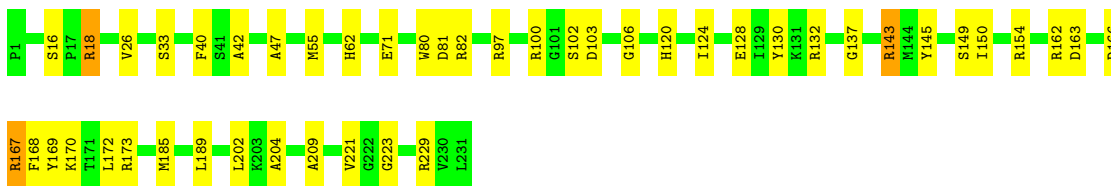
- Molecule 1: capsid protein

Chain 8D:  82% 18%




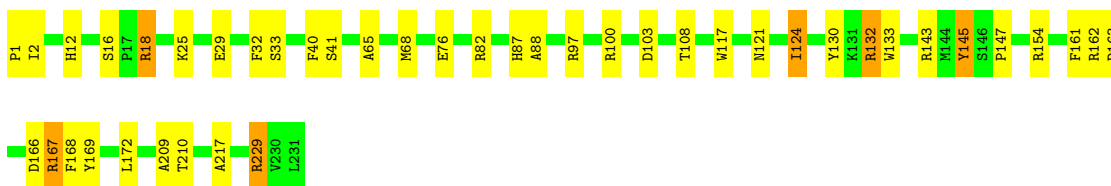
- Molecule 1: capsid protein

Chain 8E:  80% 19%




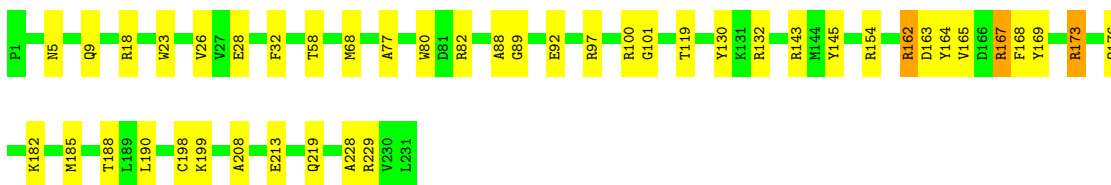
- Molecule 1: capsid protein

Chain 8F:  81% 16%




- Molecule 1: capsid protein

Chain 8G:  81% 18%




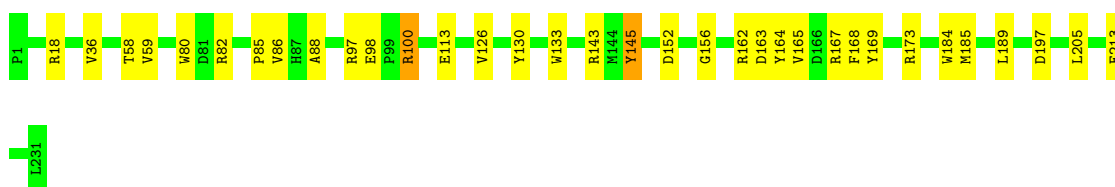
- Molecule 1: capsid protein

Chain 8H:  81% 18%




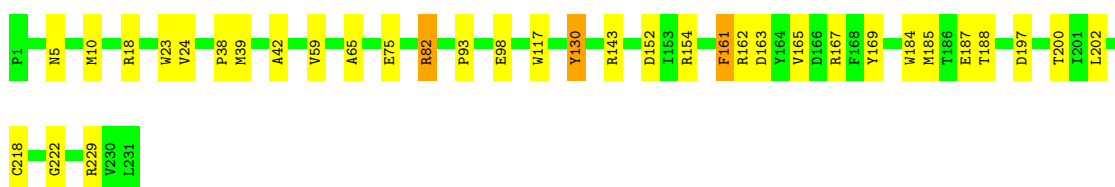
• Molecule 1: capsid protein

Chain 8I:  85% 14%




• Molecule 1: capsid protein

Chain 8J:  85% 14%




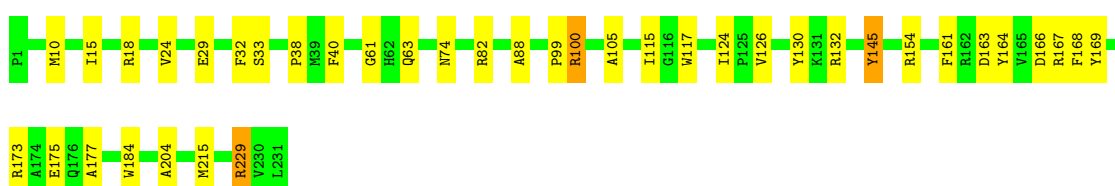
• Molecule 1: capsid protein

Chain 8K:  81% 18%

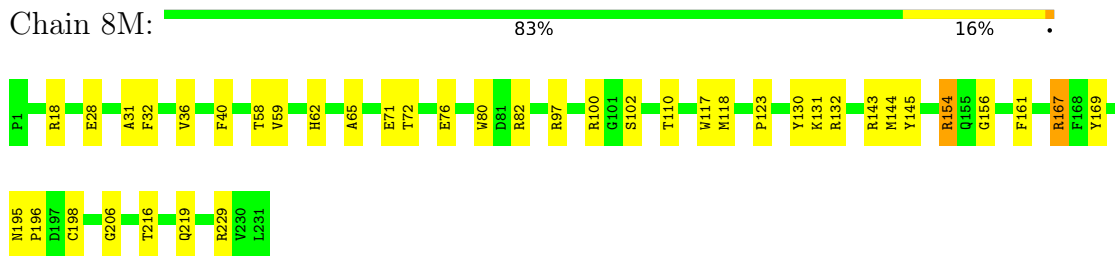


• Molecule 1: capsid protein

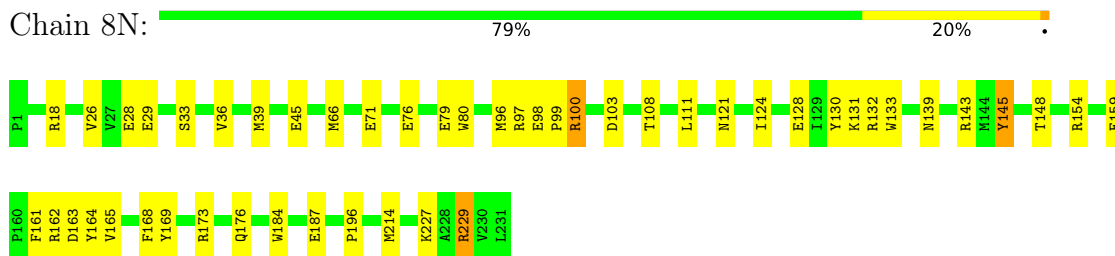
Chain 8L:  83% 16%



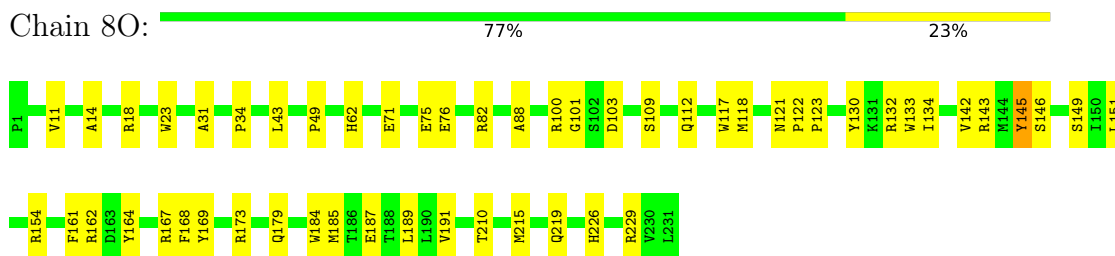
• Molecule 1: capsid protein



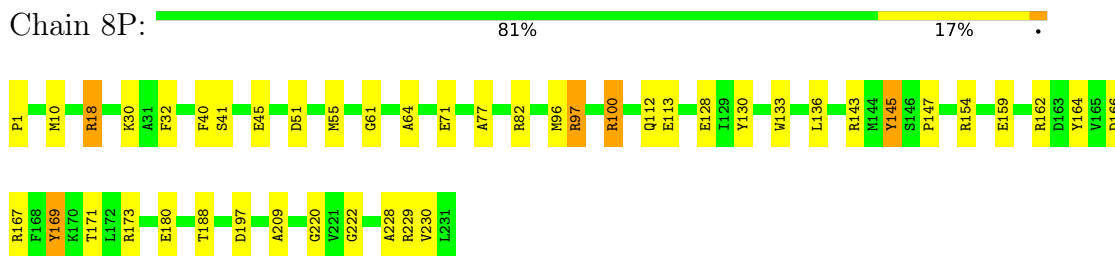
- Molecule 1: capsid protein



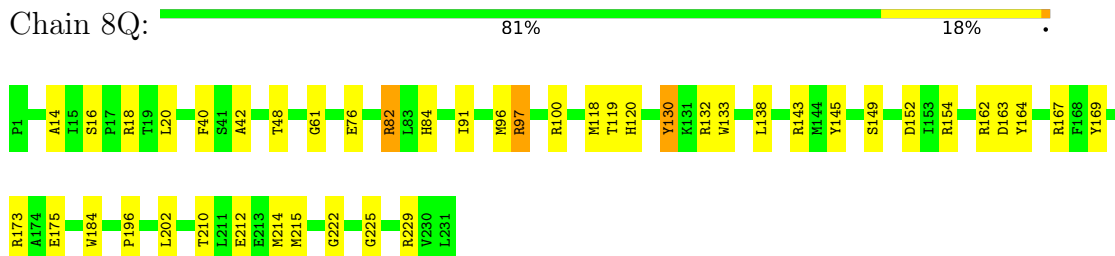
- Molecule 1: capsid protein




- Molecule 1: capsid protein



- Molecule 1: capsid protein




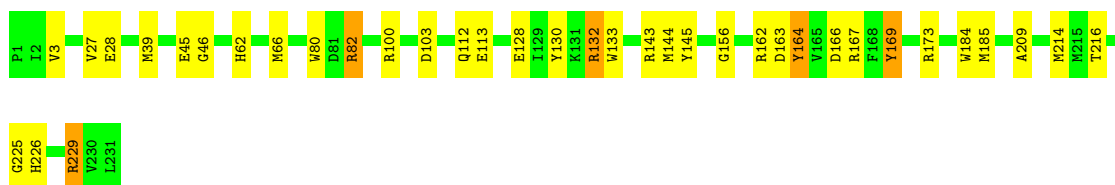
- Molecule 1: capsid protein

Chain 8R:  81% 17%




• Molecule 1: capsid protein

Chain 8S:  84% 14%




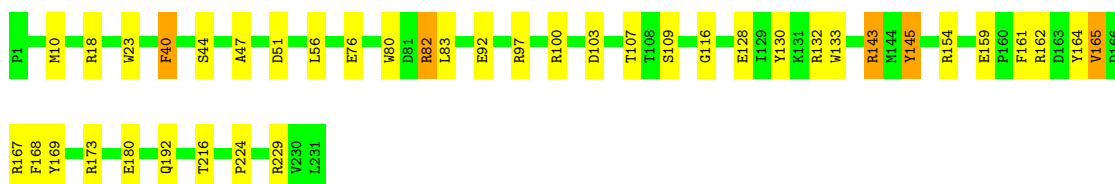
• Molecule 1: capsid protein

Chain 8T:  81% 18%




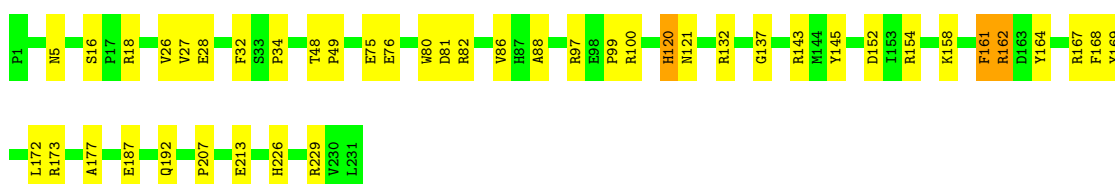
• Molecule 1: capsid protein

Chain 8U:  83% 15%




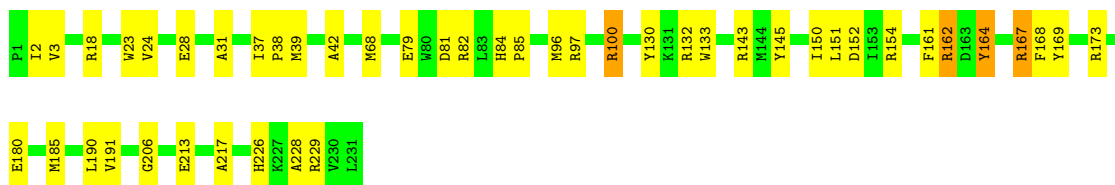
• Molecule 1: capsid protein

Chain 8V:  81% 18%




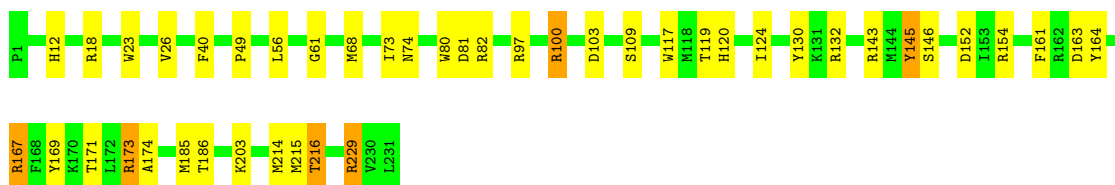
• Molecule 1: capsid protein

Chain 8W:  80% 18%




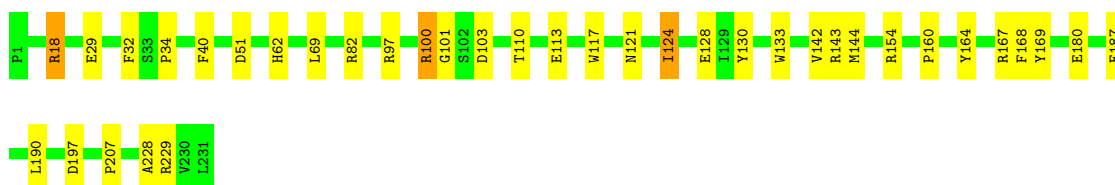
• Molecule 1: capsid protein

Chain 8X:  81% 16%




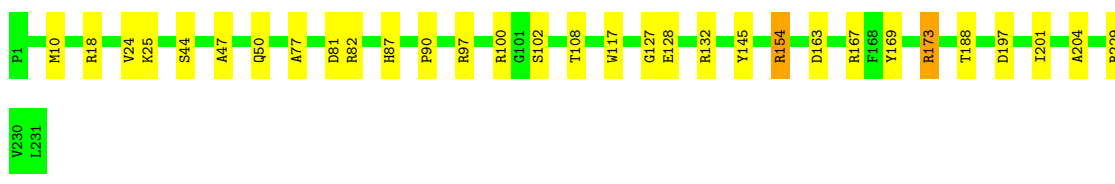
• Molecule 1: capsid protein

Chain 8Y:  84% 15%




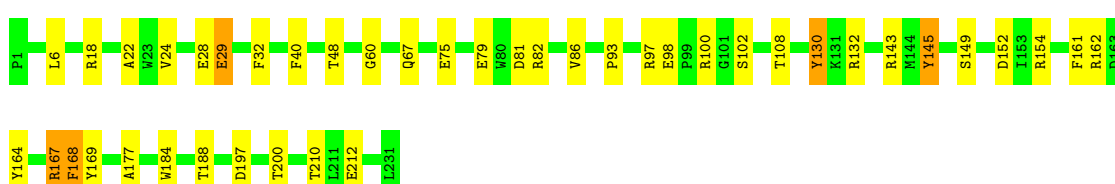
• Molecule 1: capsid protein

Chain 8Z:  87% 13%




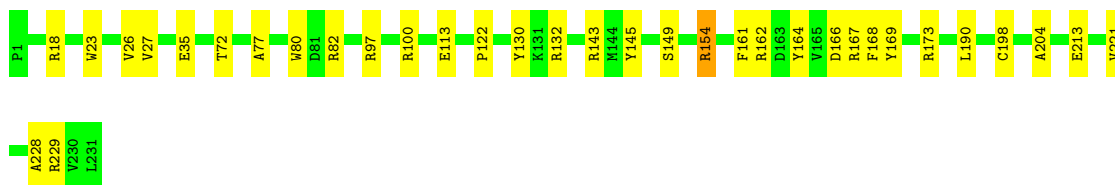
• Molecule 1: capsid protein

Chain 90:  82% 16%




• Molecule 1: capsid protein

Chain 91:  85% 14%




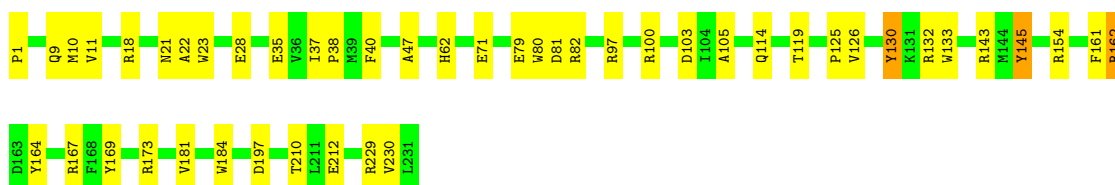
- Molecule 1: capsid protein

Chain 92:  83% 14%




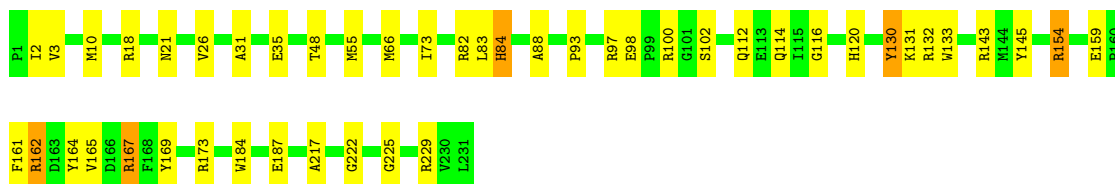
- Molecule 1: capsid protein

Chain 93:  80% 19%




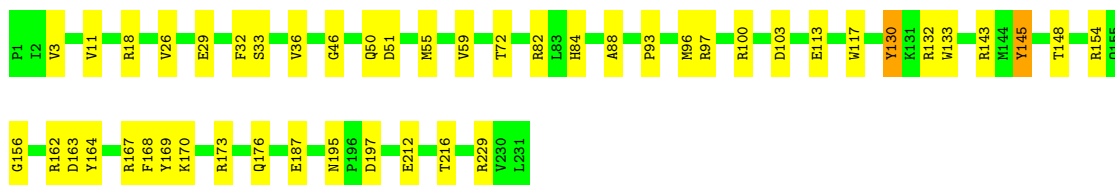
- Molecule 1: capsid protein

Chain 94:  80% 18%



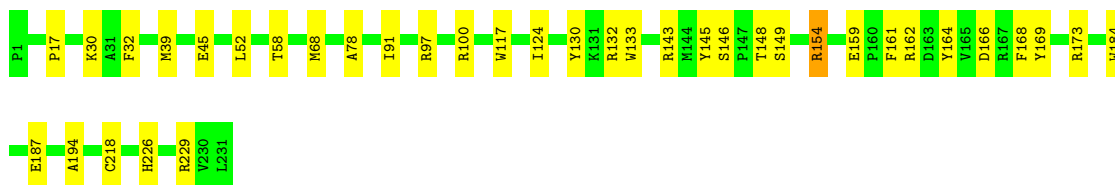
- Molecule 1: capsid protein

Chain 95:  80% 19%



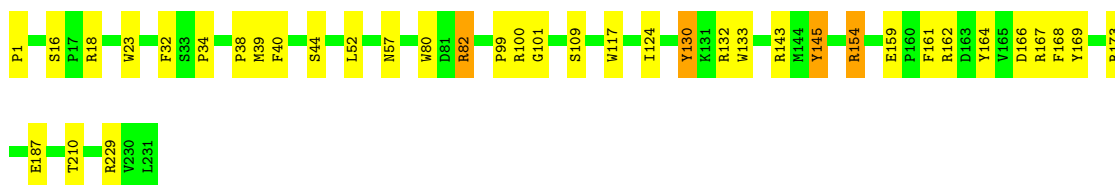
- Molecule 1: capsid protein

Chain 96: 84% 16%



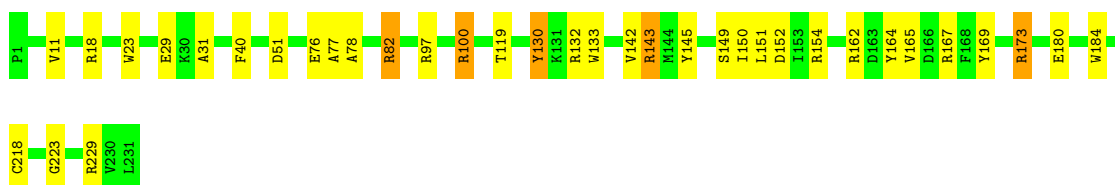
• Molecule 1: capsid protein

Chain 97: 84% 15%



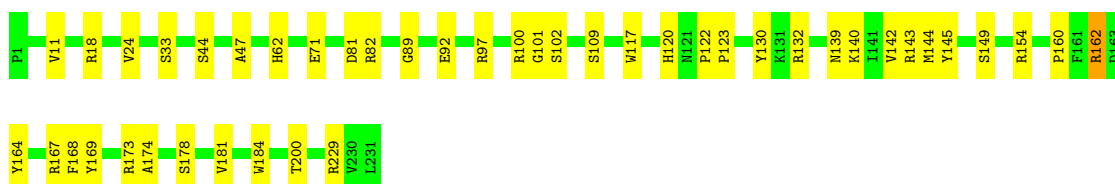
• Molecule 1: capsid protein

Chain 98: 84% 13%



• Molecule 1: capsid protein

Chain 99: 81% 19%




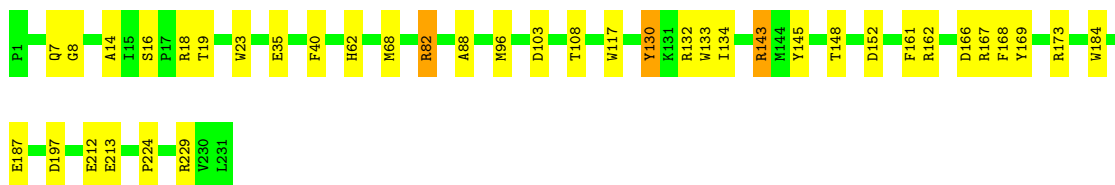
• Molecule 1: capsid protein

Chain 9a: 81% 17%




• Molecule 1: capsid protein

Chain 9b:  83% 16%




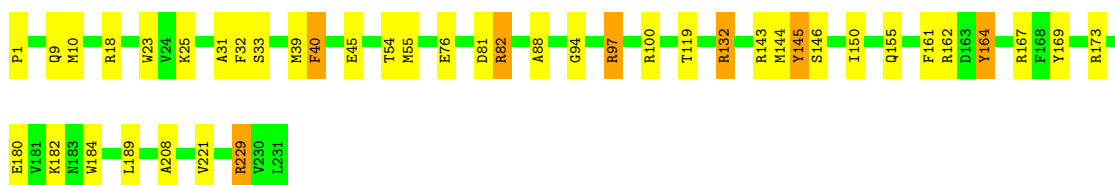
- Molecule 1: capsid protein

Chain 9c:  83% 14%




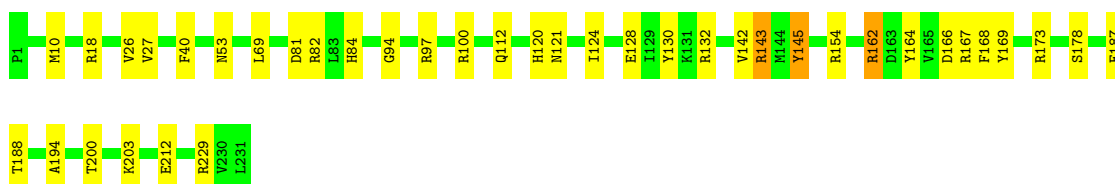
- Molecule 1: capsid protein

Chain 9d:  82% 15%




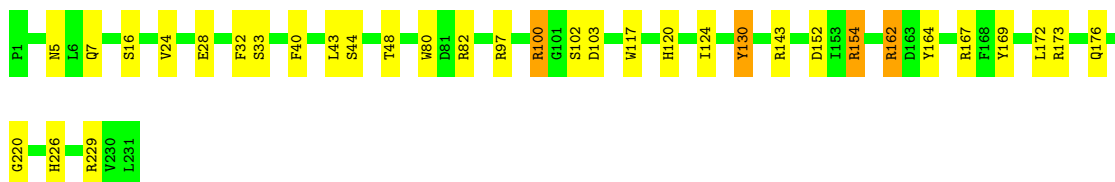
- Molecule 1: capsid protein

Chain 9e:  83% 16%




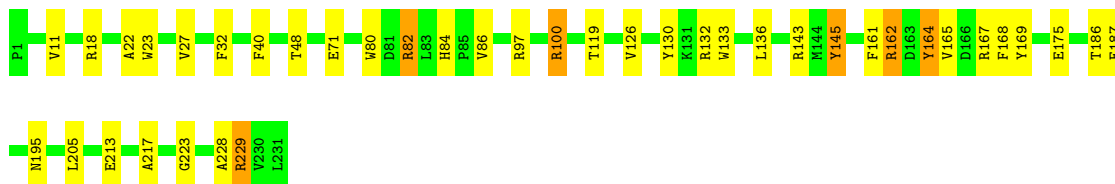
- Molecule 1: capsid protein

Chain 9f:  85% 13%




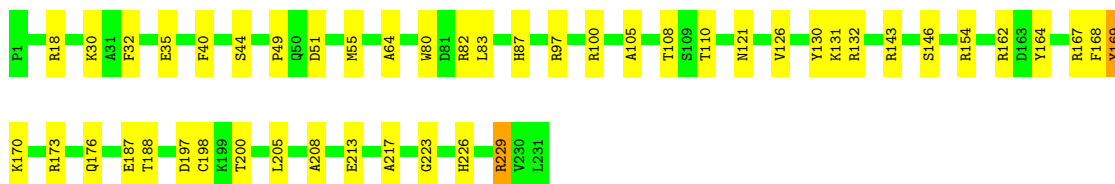
- Molecule 1: capsid protein

Chain 9g:  83% 15%




• Molecule 1: capsid protein

Chain 9h:  80% 19%




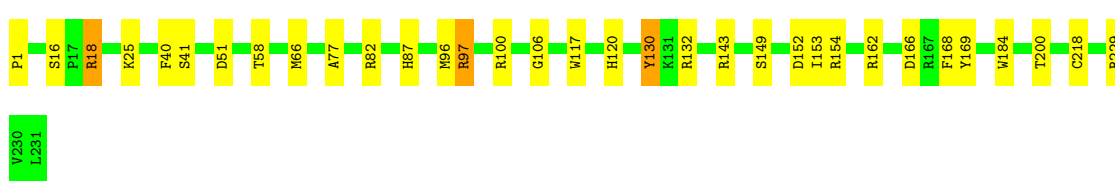
• Molecule 1: capsid protein

Chain 9i:  83% 16%




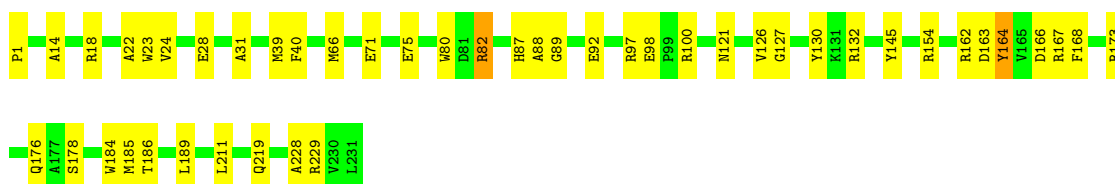
• Molecule 1: capsid protein

Chain 9j:  86% 13%




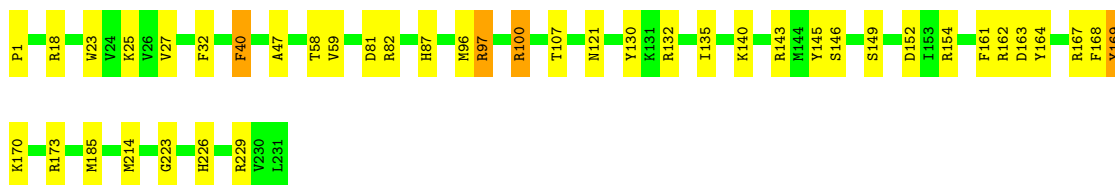
• Molecule 1: capsid protein


Chain 9k:  80% 19%

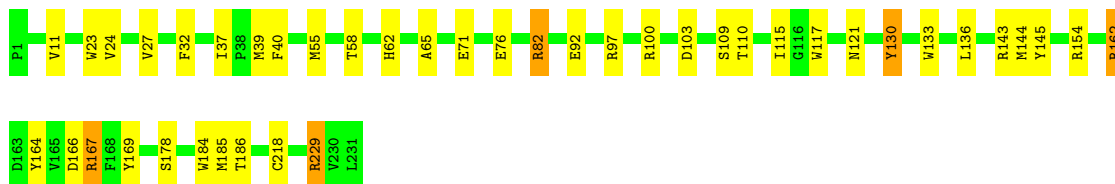


• Molecule 1: capsid protein


Chain 9l:  82% 16%

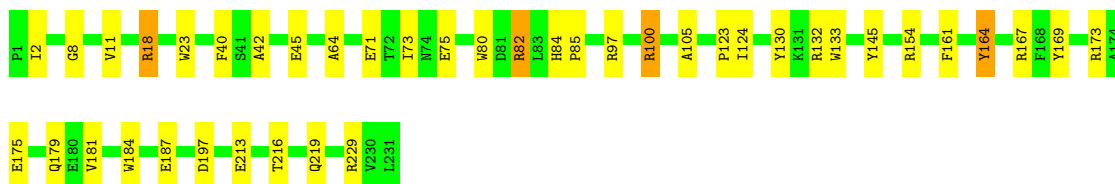


Chain 9q:  82% 16%




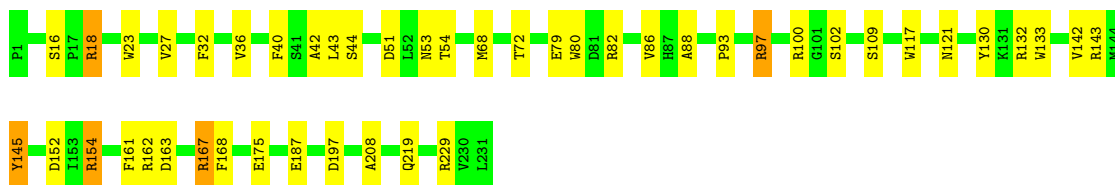
• Molecule 1: capsid protein

Chain 9r:  82% 16%




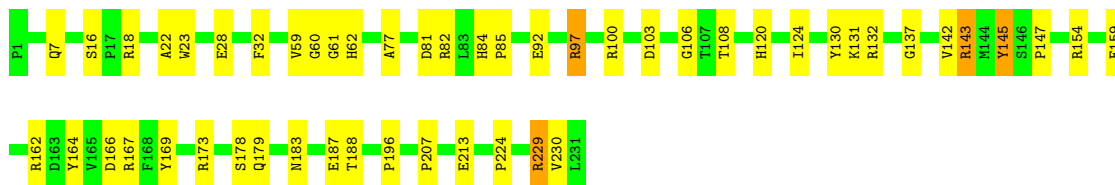
• Molecule 1: capsid protein

Chain 9s:  80% 18%




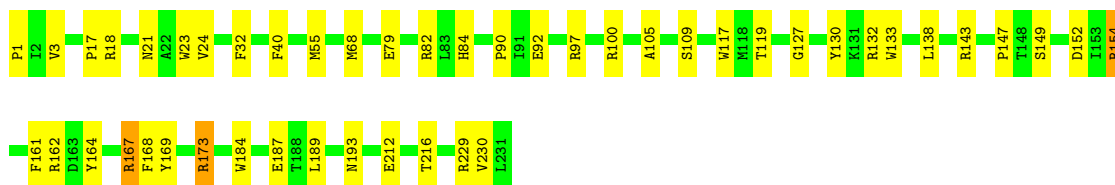
• Molecule 1: capsid protein

Chain 9t:  78% 20%

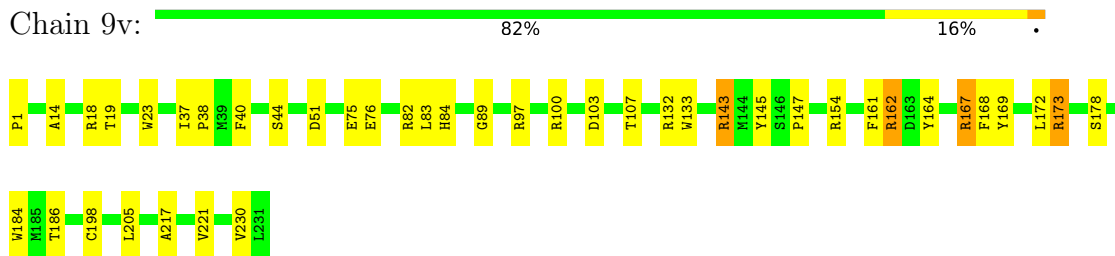


• Molecule 1: capsid protein

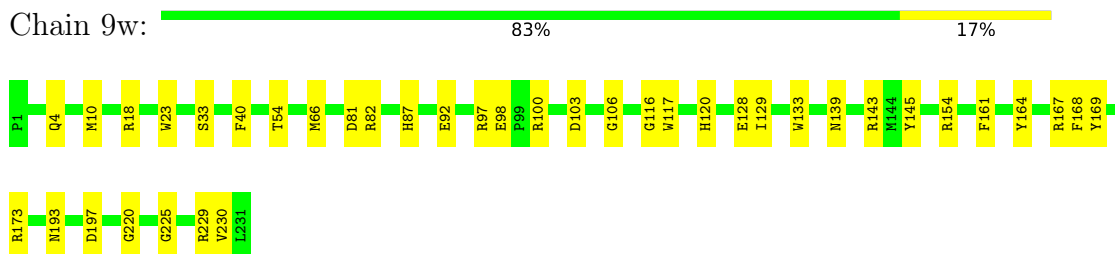
Chain 9u:  80% 19%



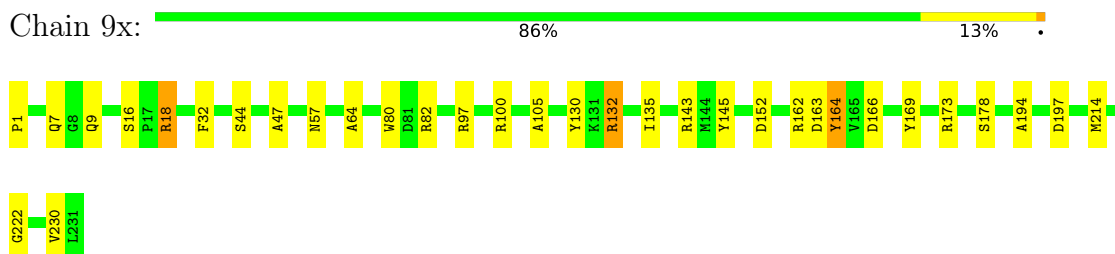
• Molecule 1: capsid protein



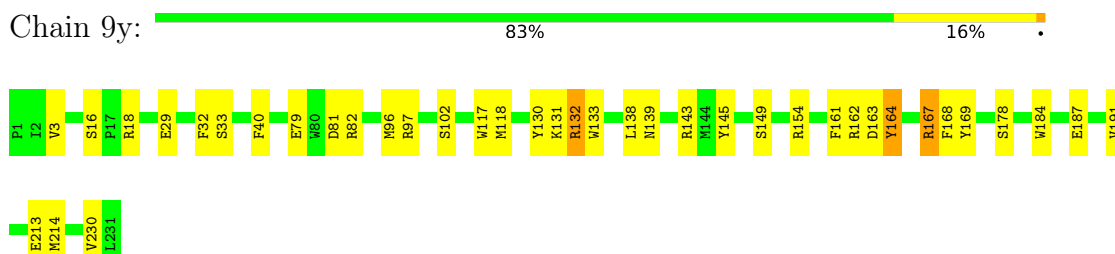
• Molecule 1: capsid protein



• Molecule 1: capsid protein



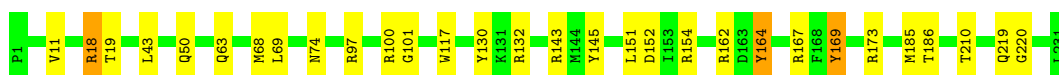
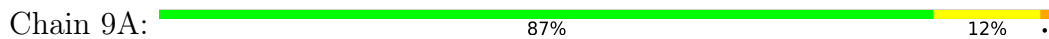
• Molecule 1: capsid protein



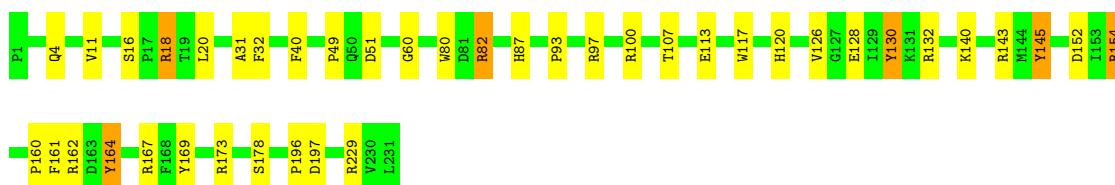
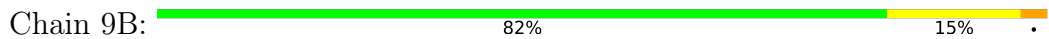
• Molecule 1: capsid protein



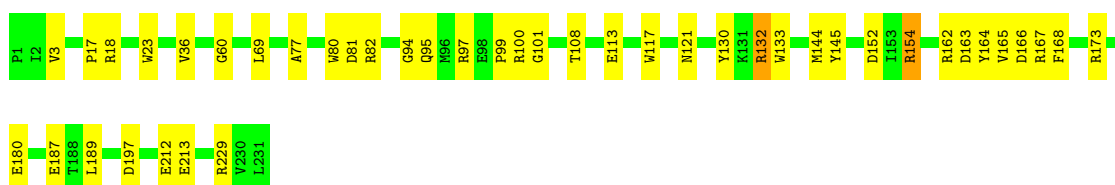
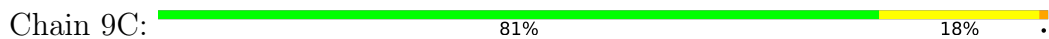
• Molecule 1: capsid protein



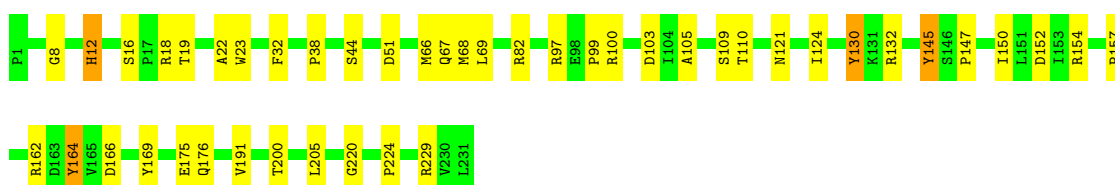
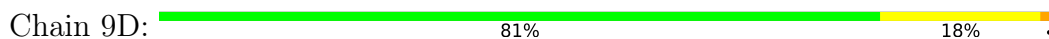
• Molecule 1: capsid protein



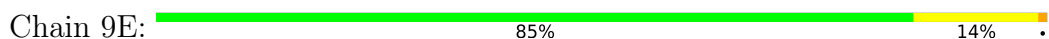
• Molecule 1: capsid protein



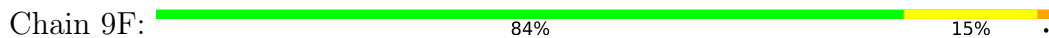
• Molecule 1: capsid protein

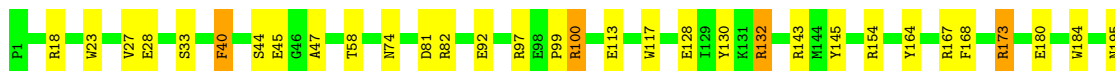


• Molecule 1: capsid protein

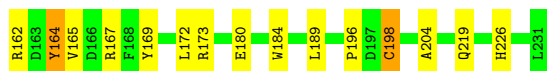
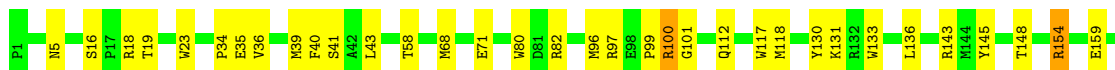
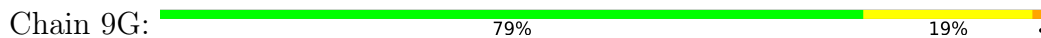


• Molecule 1: capsid protein

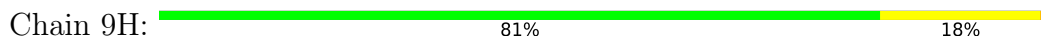




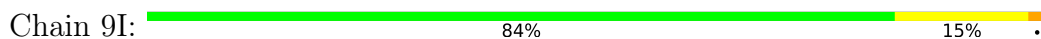
• Molecule 1: capsid protein



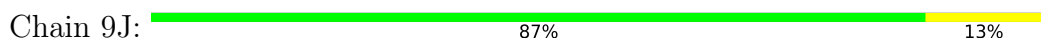
• Molecule 1: capsid protein



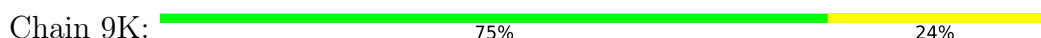
• Molecule 1: capsid protein



• Molecule 1: capsid protein

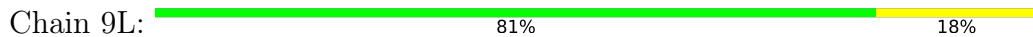


• Molecule 1: capsid protein

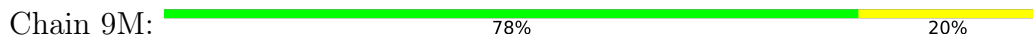




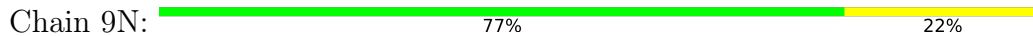
• Molecule 1: capsid protein



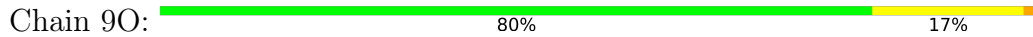
• Molecule 1: capsid protein



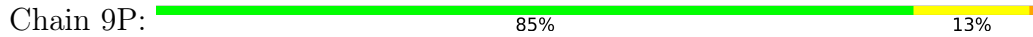
• Molecule 1: capsid protein



• Molecule 1: capsid protein

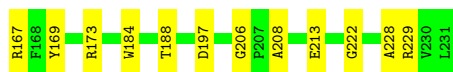
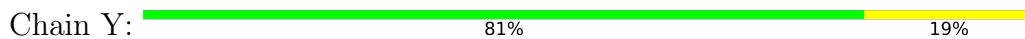


• Molecule 1: capsid protein

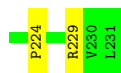
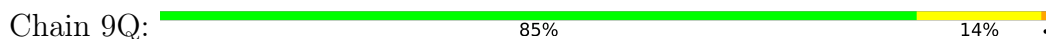




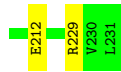
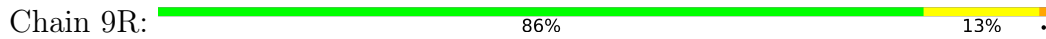
• Molecule 1: capsid protein



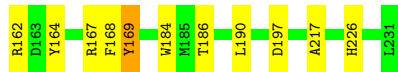
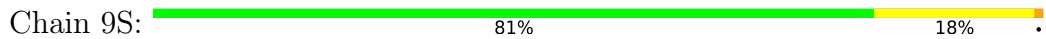
• Molecule 1: capsid protein



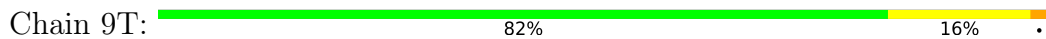
• Molecule 1: capsid protein



• Molecule 1: capsid protein

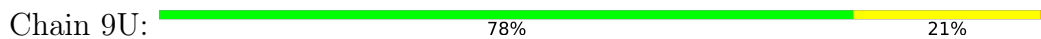


• Molecule 1: capsid protein

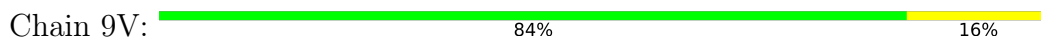




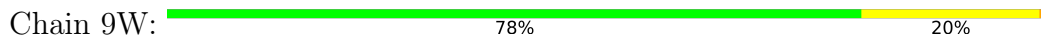
• Molecule 1: capsid protein



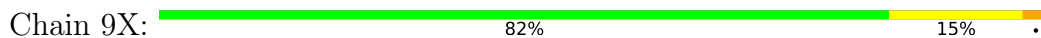
• Molecule 1: capsid protein



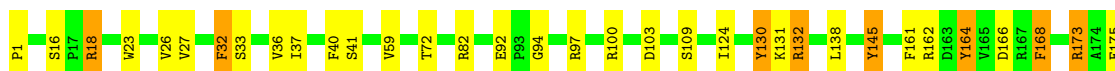
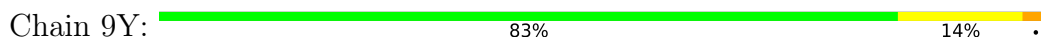
• Molecule 1: capsid protein



• Molecule 1: capsid protein



• Molecule 1: capsid protein





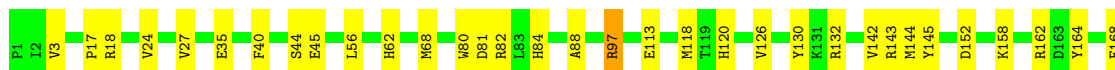
- Molecule 1: capsid protein

Chain 9Z: 84% 15%



- Molecule 1: capsid protein

Chain Z: 81% 19%



- Molecule 1: capsid protein

Chain a0: 80% 17%



- Molecule 1: capsid protein

Chain a1: 84% 15%



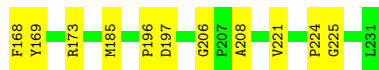
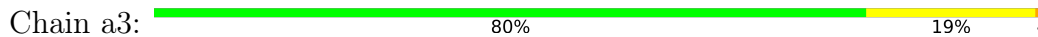
- Molecule 1: capsid protein

Chain a2: 81% 18%

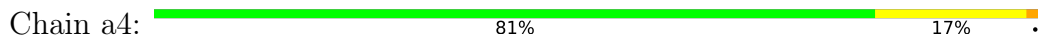




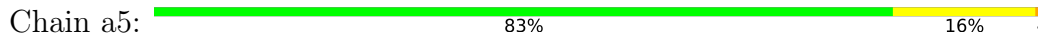
• Molecule 1: capsid protein



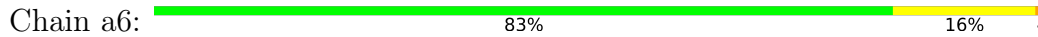
• Molecule 1: capsid protein



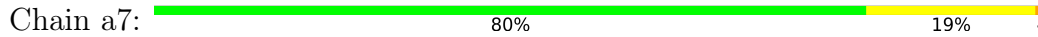
• Molecule 1: capsid protein




• Molecule 1: capsid protein


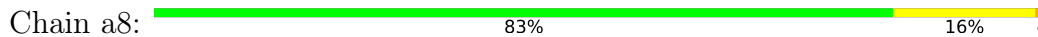


• Molecule 1: capsid protein

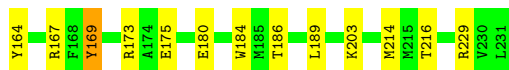
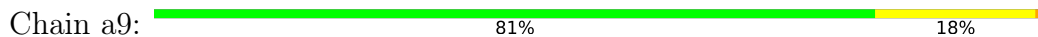




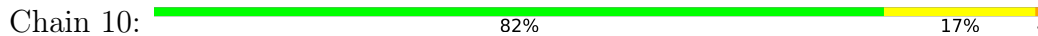
• Molecule 1: capsid protein



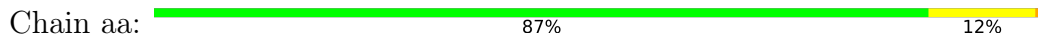
• Molecule 1: capsid protein



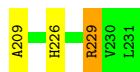
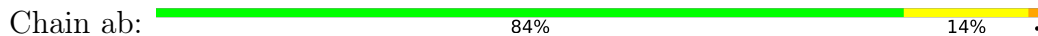
• Molecule 1: capsid protein



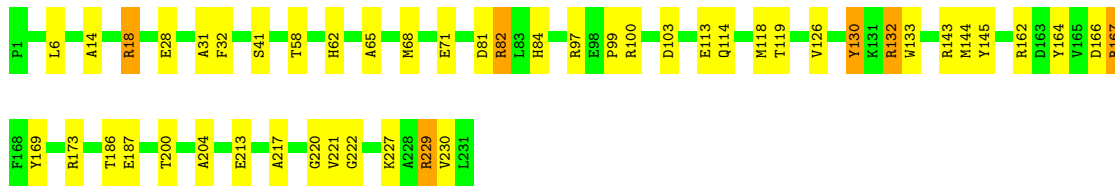
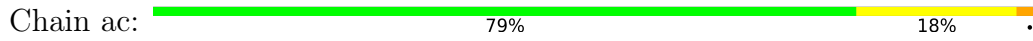
• Molecule 1: capsid protein



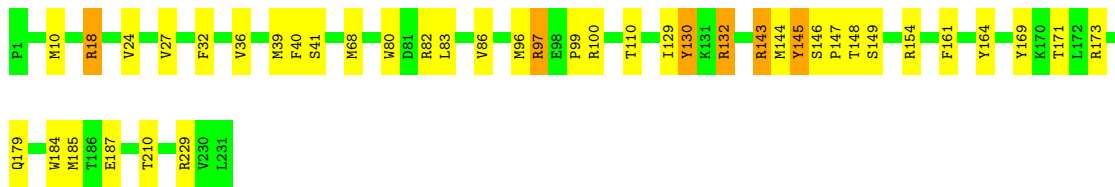
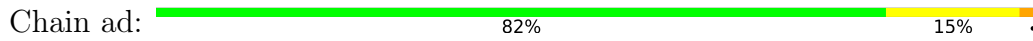
• Molecule 1: capsid protein



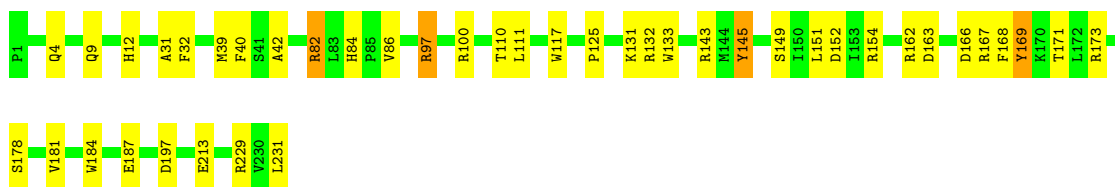
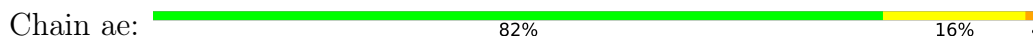
• Molecule 1: capsid protein



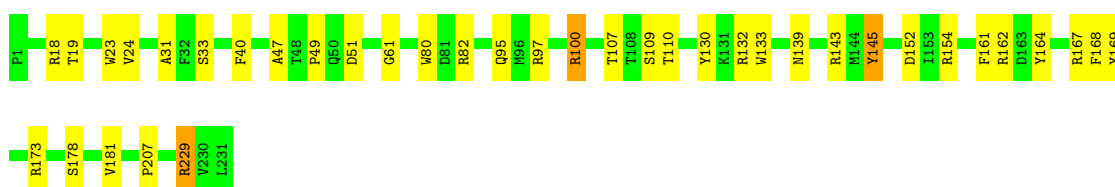
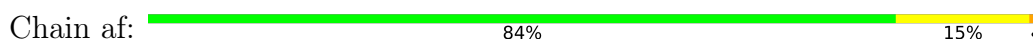
• Molecule 1: capsid protein



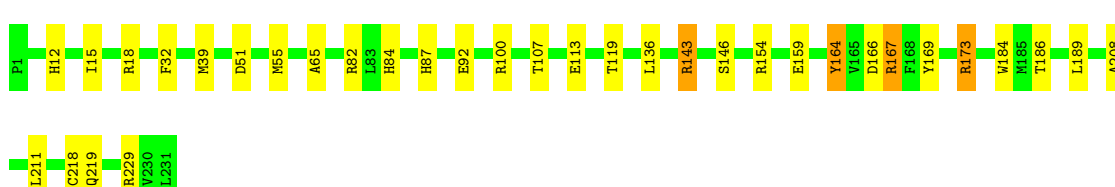
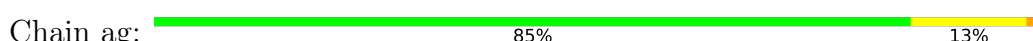
• Molecule 1: capsid protein



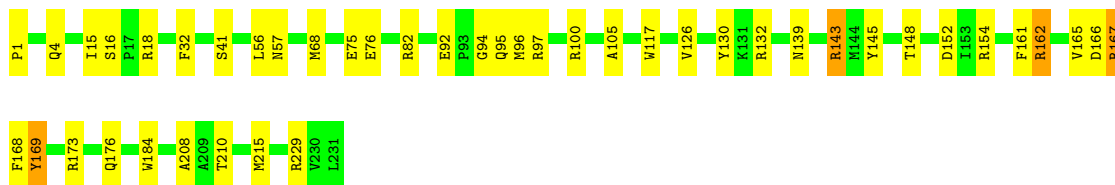
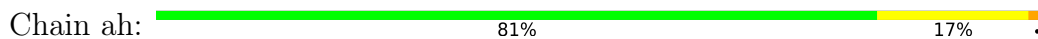
• Molecule 1: capsid protein



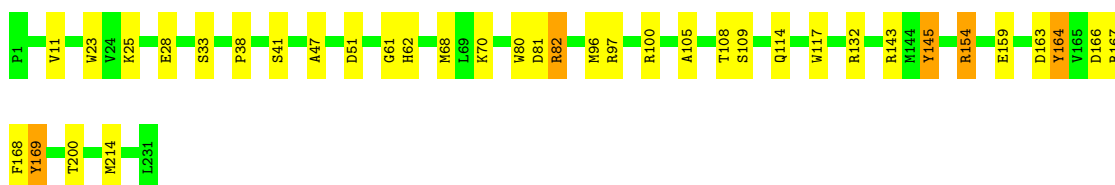
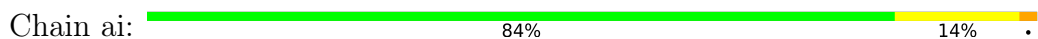
• Molecule 1: capsid protein



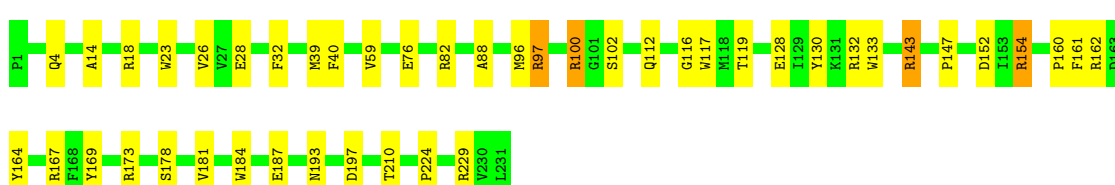
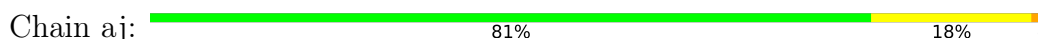
• Molecule 1: capsid protein



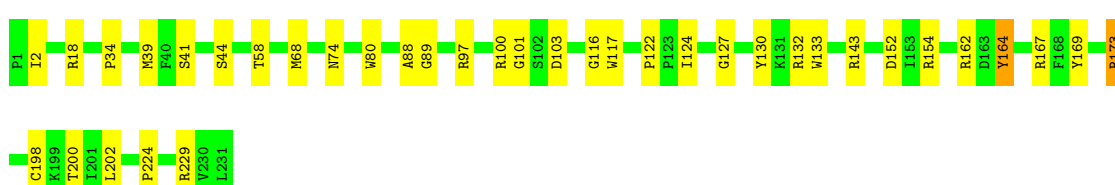
• Molecule 1: capsid protein



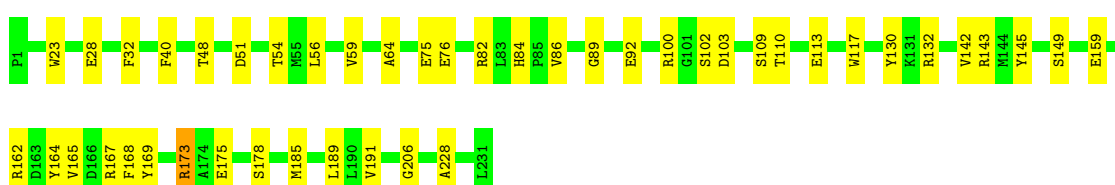
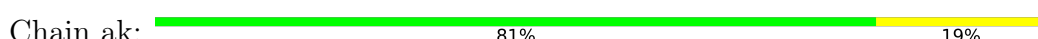
• Molecule 1: capsid protein



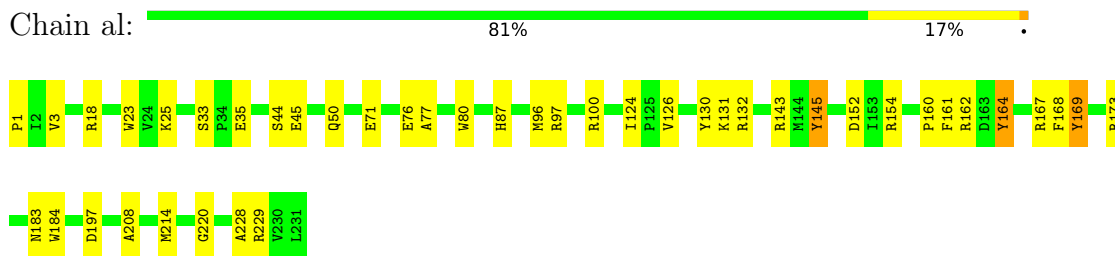
• Molecule 1: capsid protein



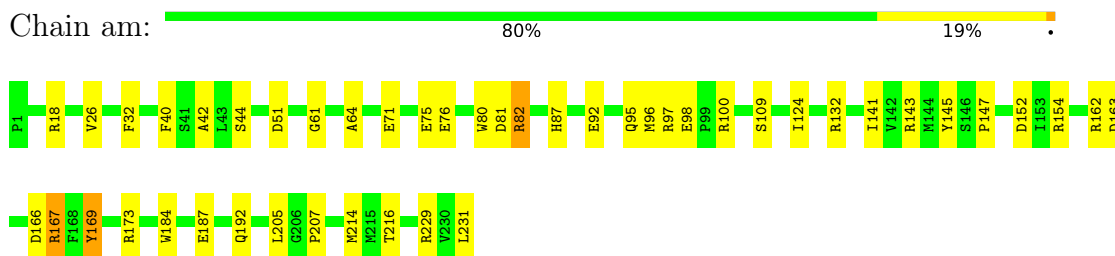
• Molecule 1: capsid protein



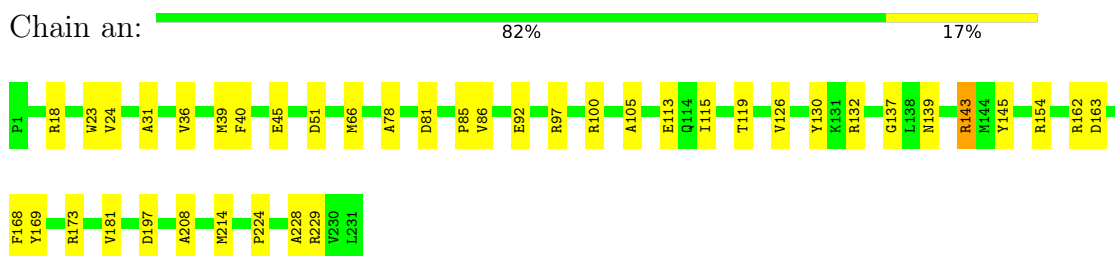
• Molecule 1: capsid protein



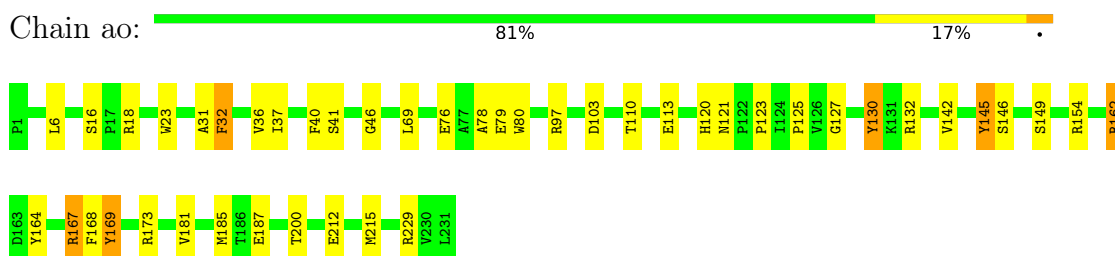
• Molecule 1: capsid protein



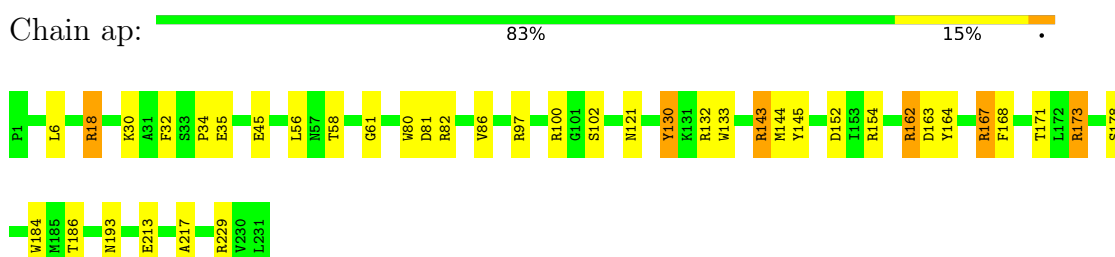
• Molecule 1: capsid protein




• Molecule 1: capsid protein

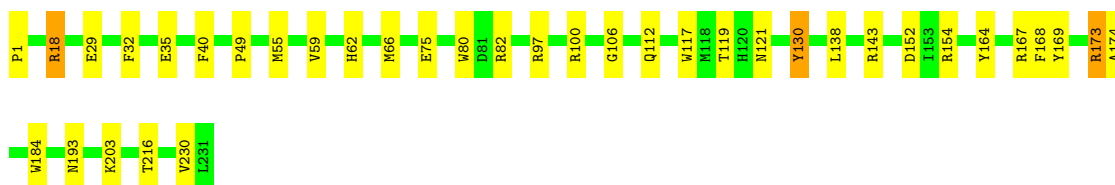


• Molecule 1: capsid protein




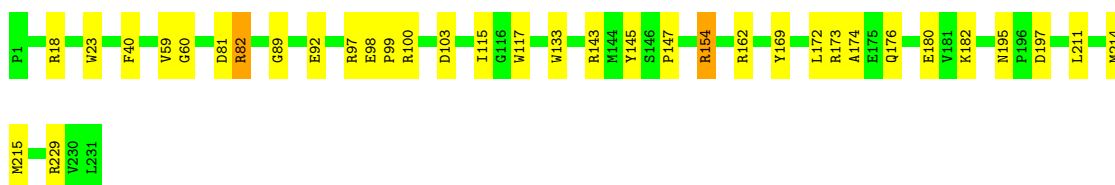
• Molecule 1: capsid protein

Chain aq:  84% 15%




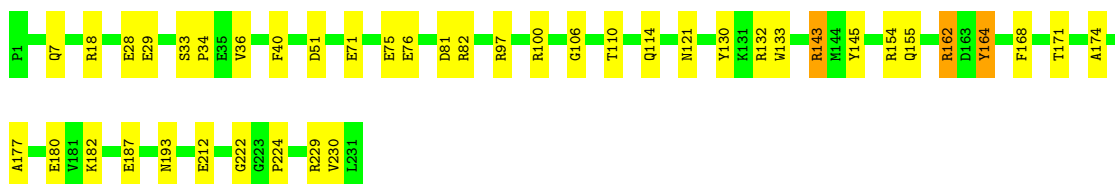
• Molecule 1: capsid protein

Chain ar:  85% 14%




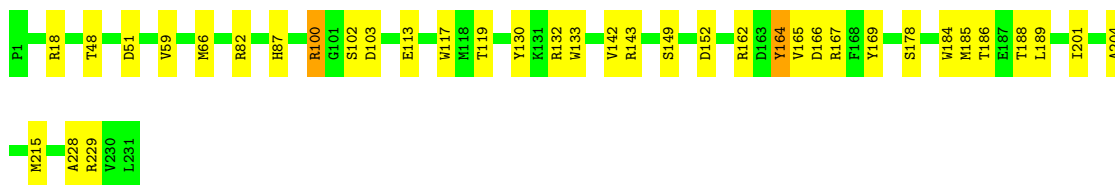
• Molecule 1: capsid protein

Chain as:  82% 17%




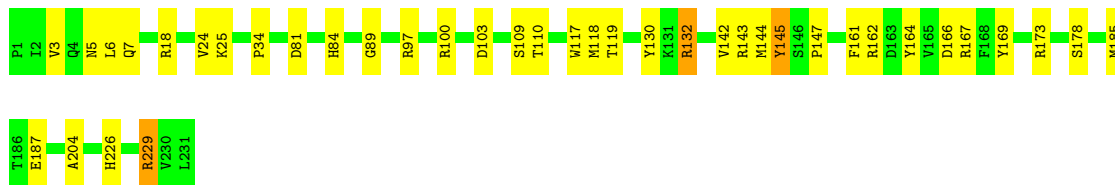
• Molecule 1: capsid protein

Chain at:  84% 15%

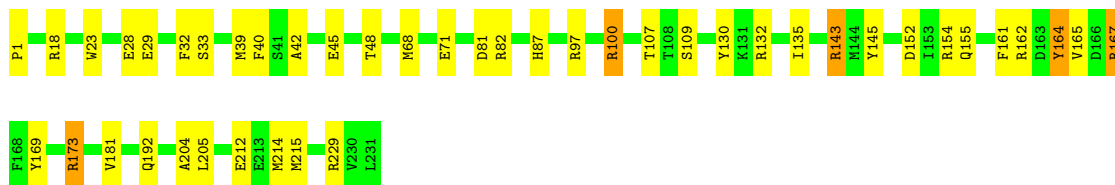
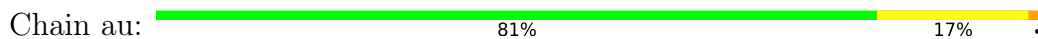


• Molecule 1: capsid protein

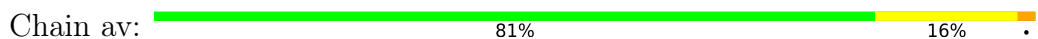
Chain 12:  83% 16%



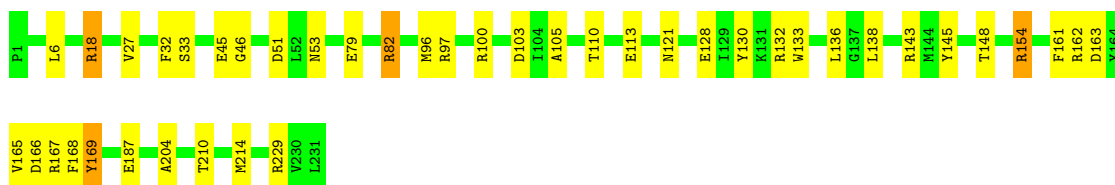
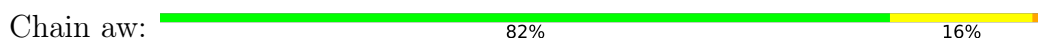
• Molecule 1: capsid protein



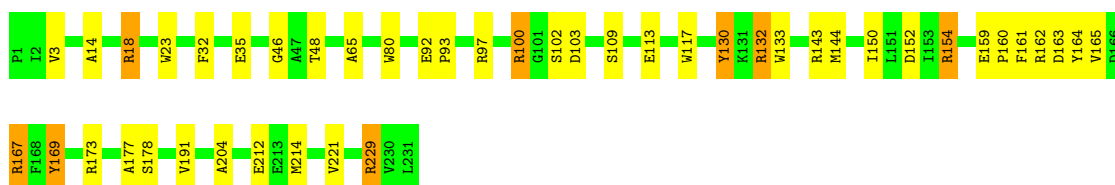
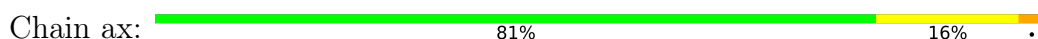
• Molecule 1: capsid protein



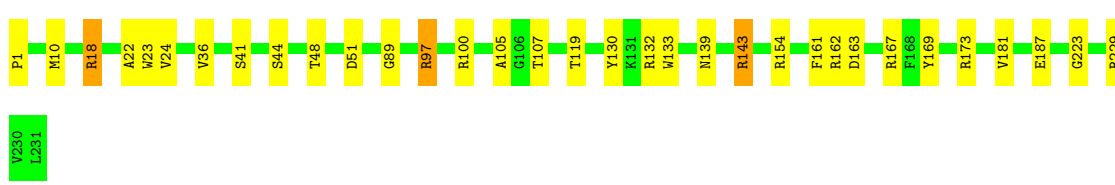
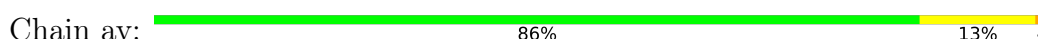
• Molecule 1: capsid protein



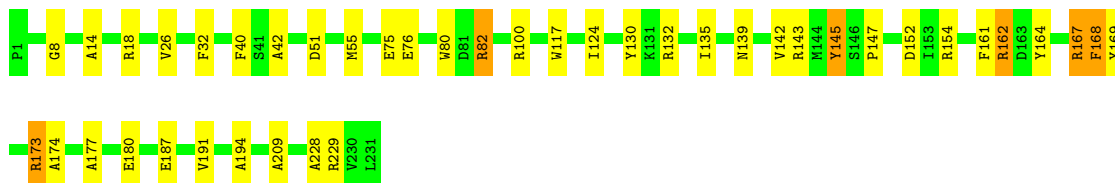
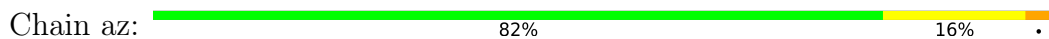
• Molecule 1: capsid protein



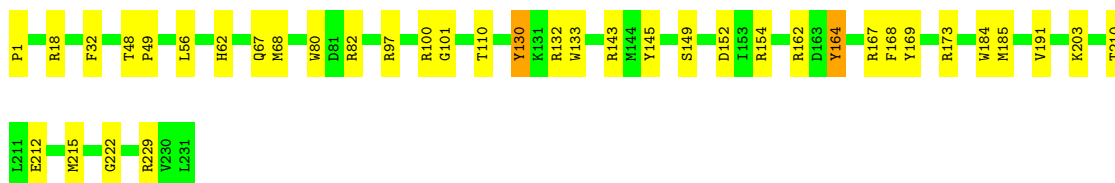
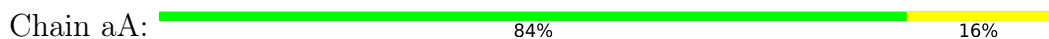
• Molecule 1: capsid protein



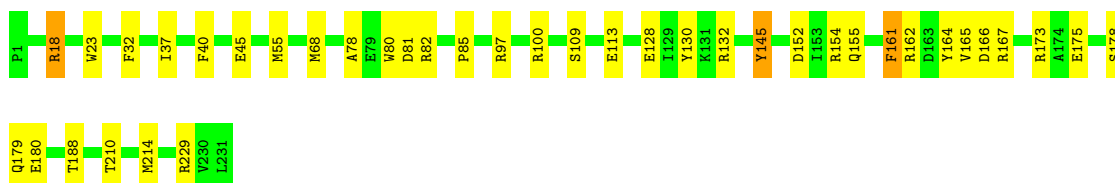
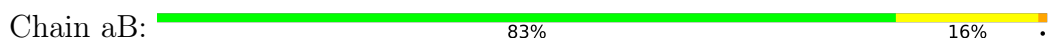
• Molecule 1: capsid protein



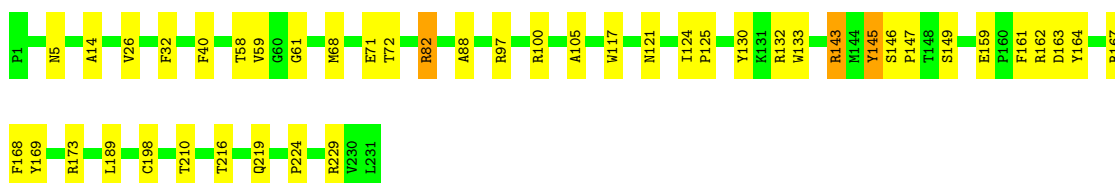
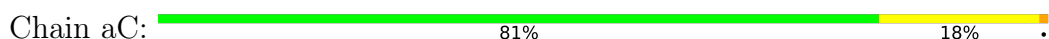
• Molecule 1: capsid protein



• Molecule 1: capsid protein



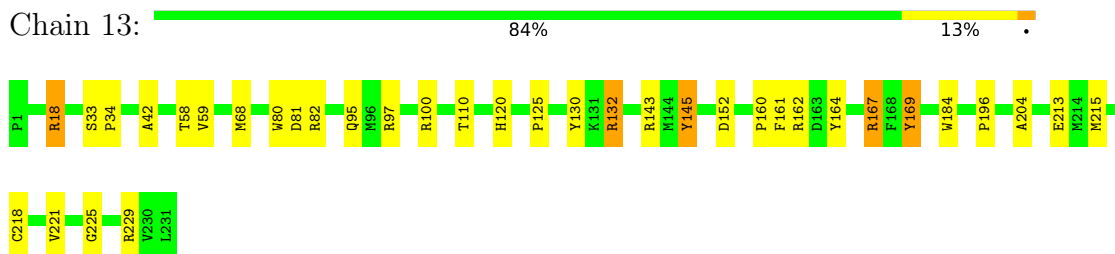
• Molecule 1: capsid protein



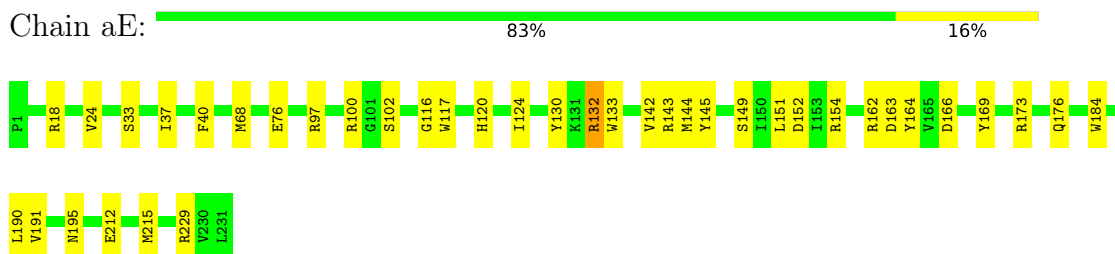
• Molecule 1: capsid protein



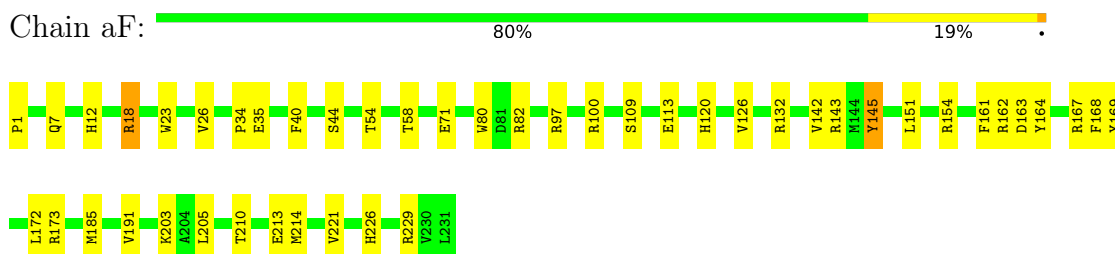
• Molecule 1: capsid protein



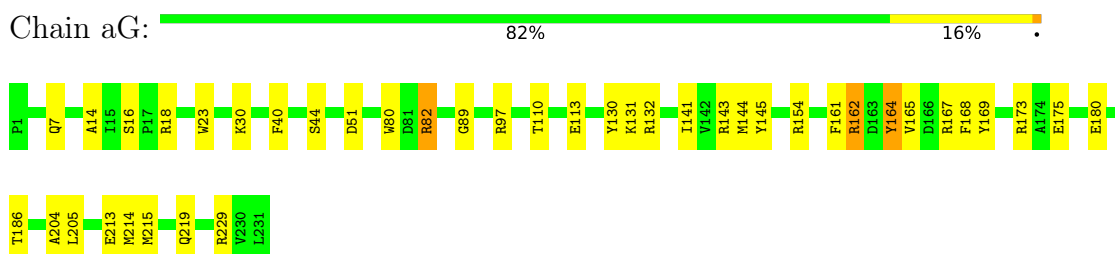
• Molecule 1: capsid protein



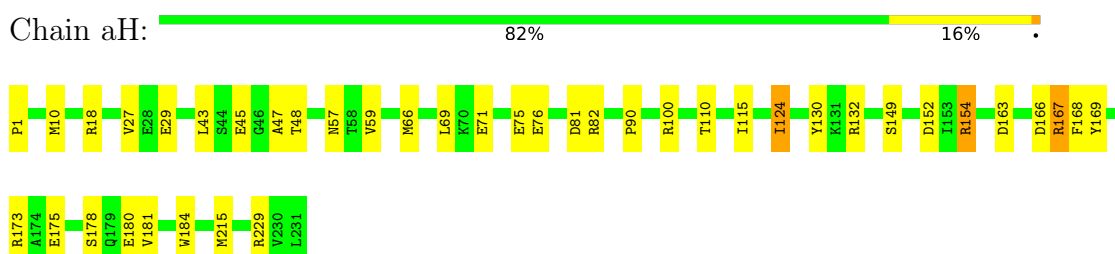
• Molecule 1: capsid protein



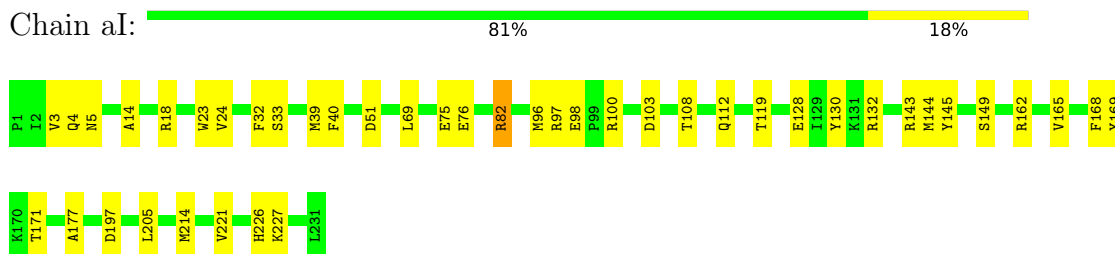
• Molecule 1: capsid protein



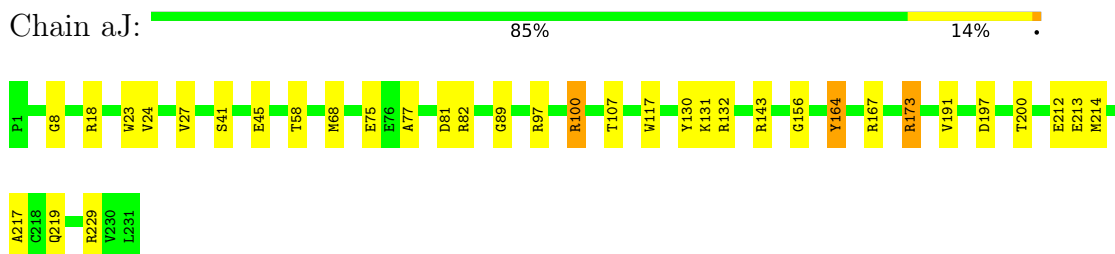
• Molecule 1: capsid protein



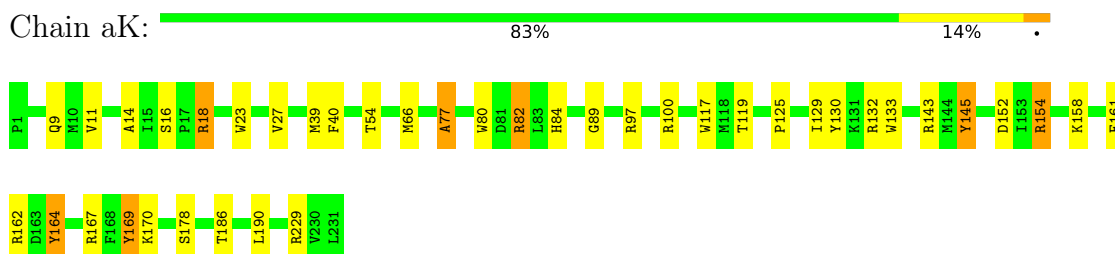
• Molecule 1: capsid protein



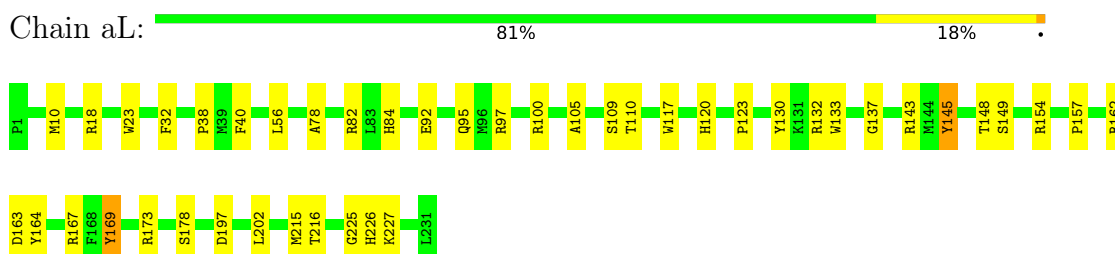
• Molecule 1: capsid protein



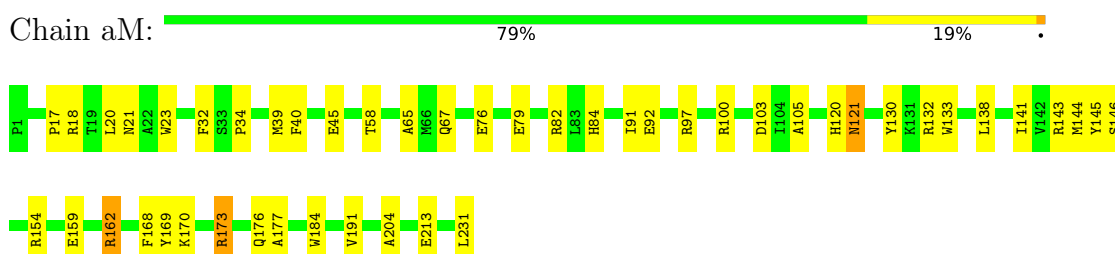
• Molecule 1: capsid protein




• Molecule 1: capsid protein

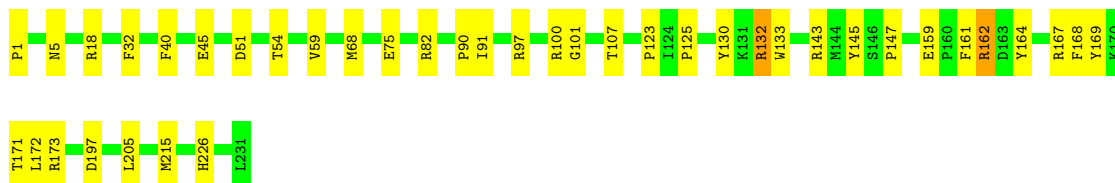


• Molecule 1: capsid protein




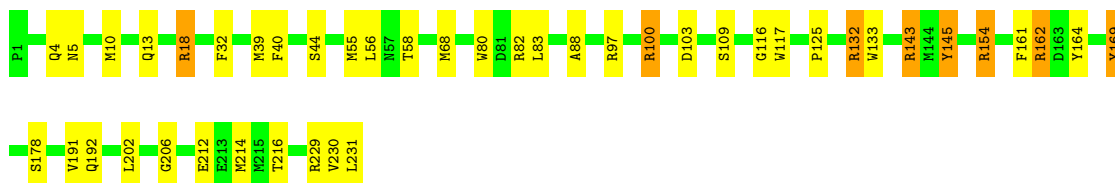
• Molecule 1: capsid protein

Chain aN:  83% 16%




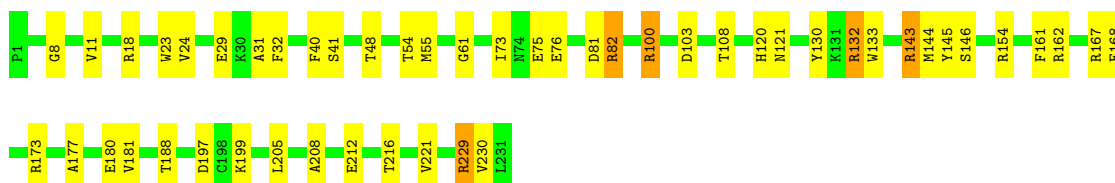
• Molecule 1: capsid protein

Chain 14:  81% 16%




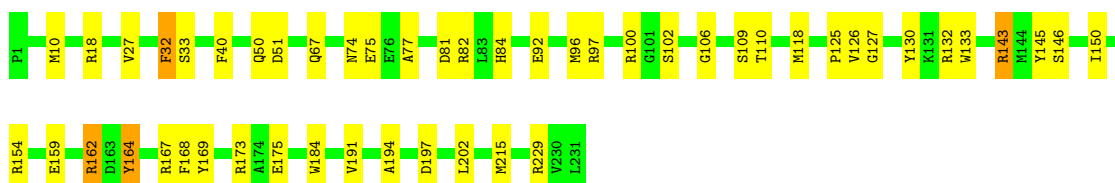
• Molecule 1: capsid protein

Chain aO:  78% 19%




• Molecule 1: capsid protein

Chain aP:  78% 20%

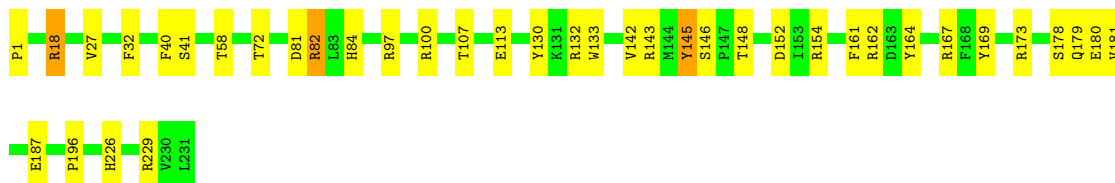
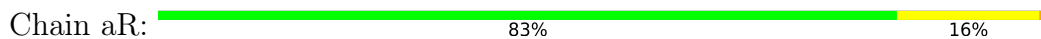


• Molecule 1: capsid protein

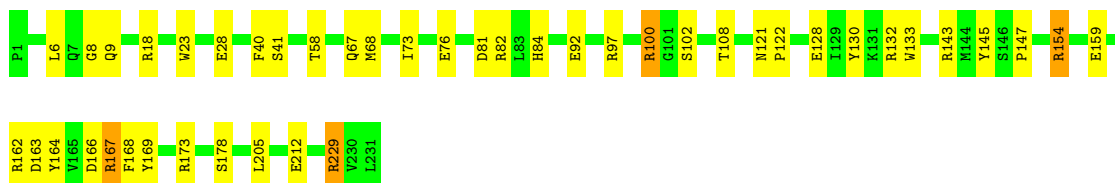
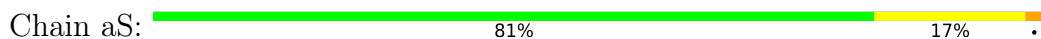
Chain aQ:  82% 17%



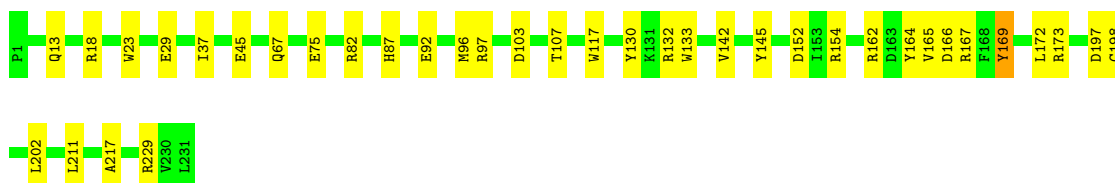
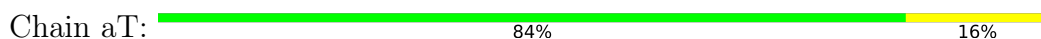
• Molecule 1: capsid protein



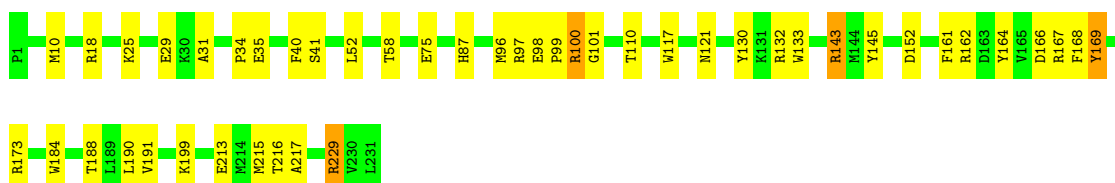
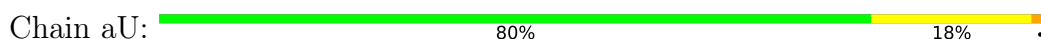
• Molecule 1: capsid protein



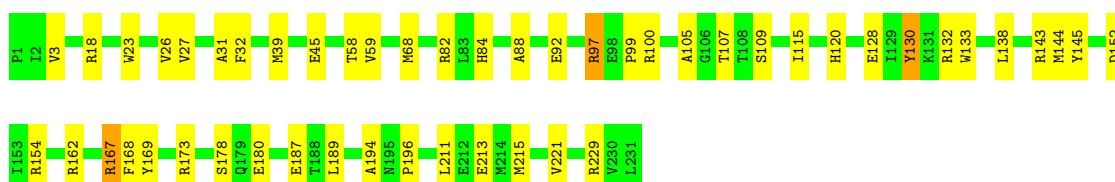
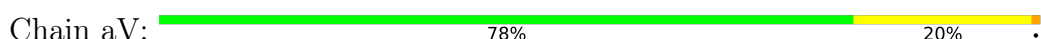
• Molecule 1: capsid protein



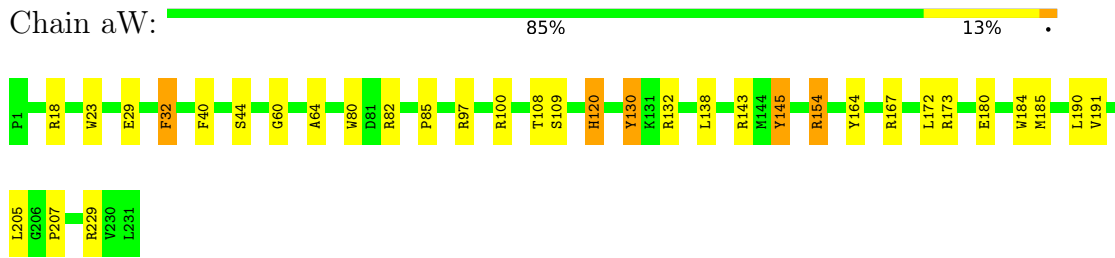
• Molecule 1: capsid protein



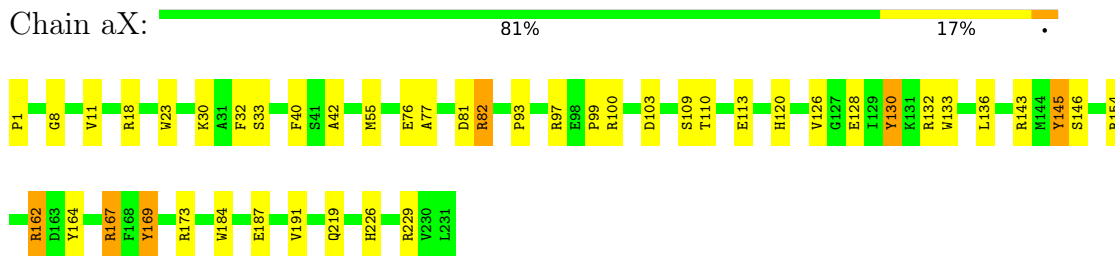
• Molecule 1: capsid protein



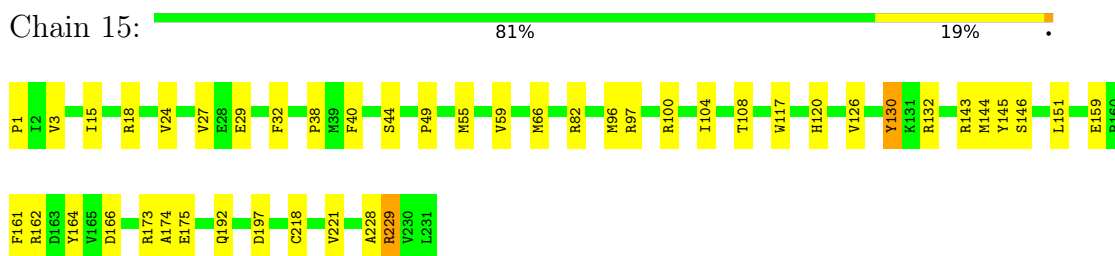
• Molecule 1: capsid protein



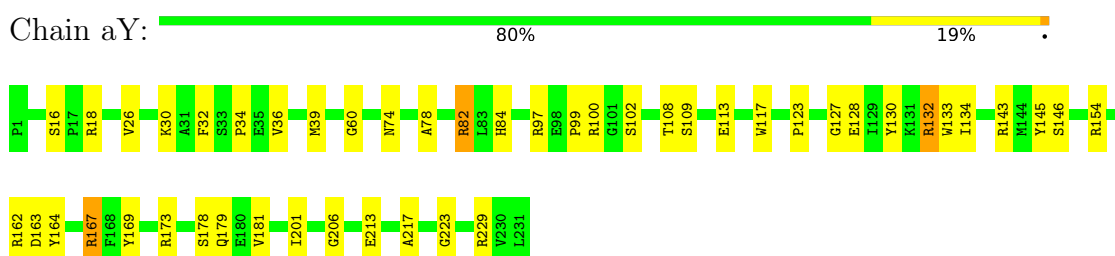
• Molecule 1: capsid protein



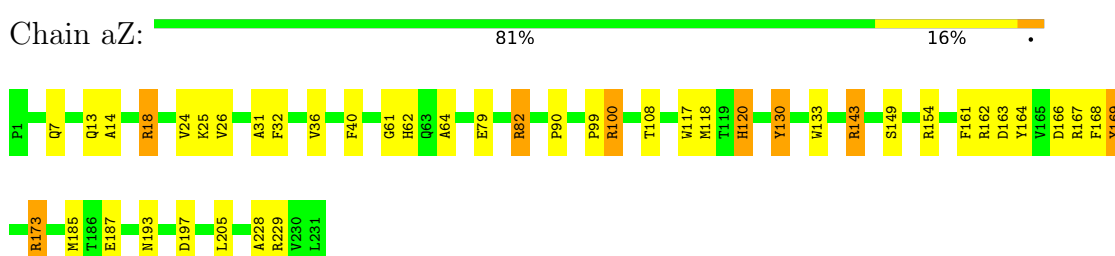
• Molecule 1: capsid protein



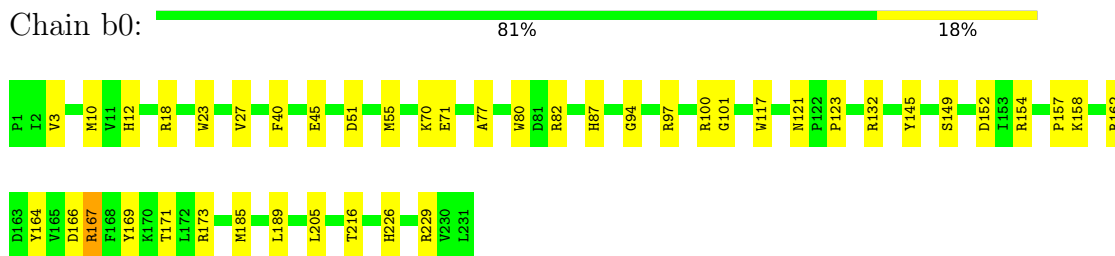
• Molecule 1: capsid protein



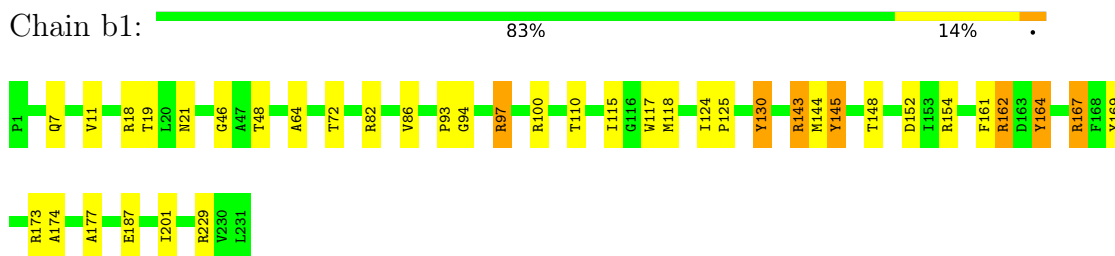
• Molecule 1: capsid protein



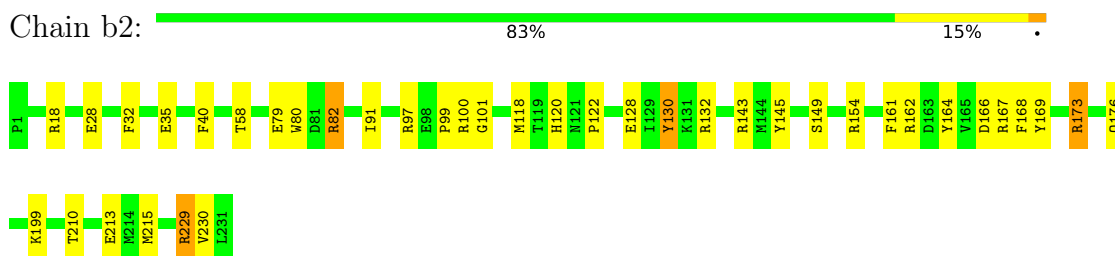
• Molecule 1: capsid protein



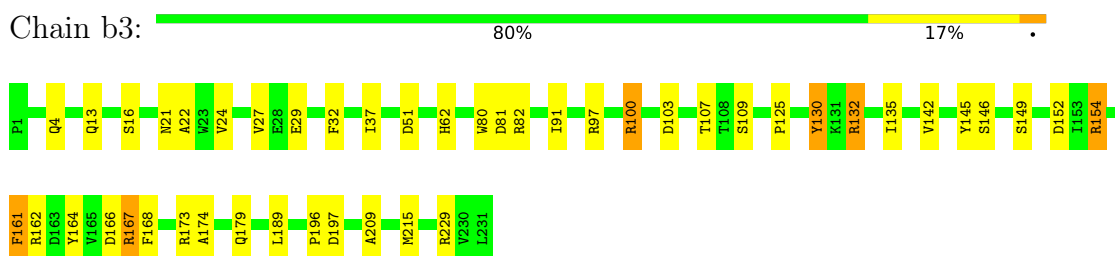
• Molecule 1: capsid protein



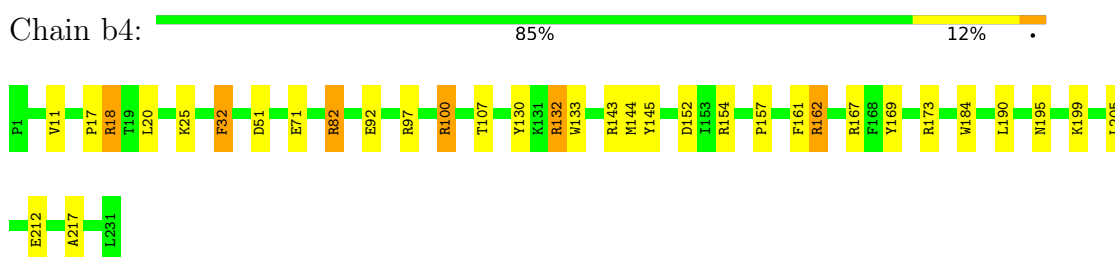
• Molecule 1: capsid protein



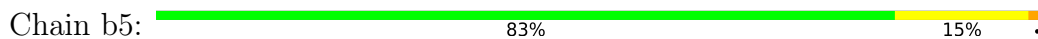
• Molecule 1: capsid protein



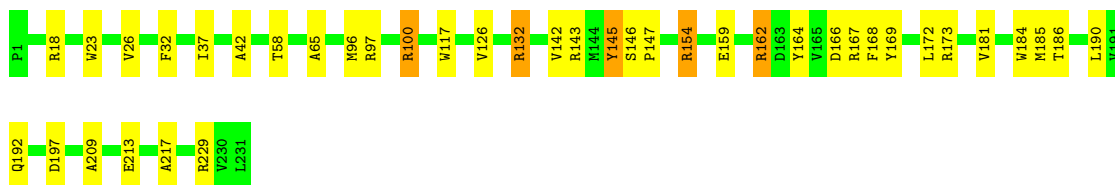
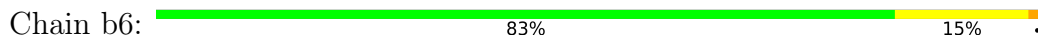
• Molecule 1: capsid protein



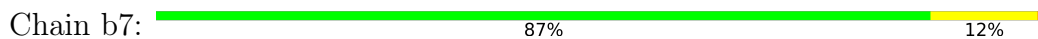
• Molecule 1: capsid protein



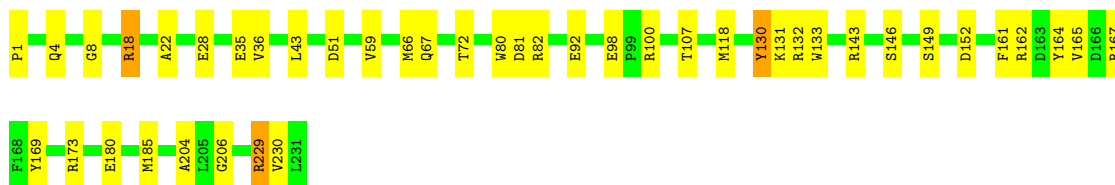
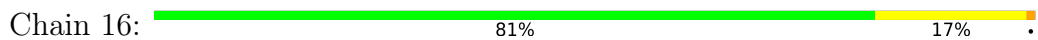
• Molecule 1: capsid protein



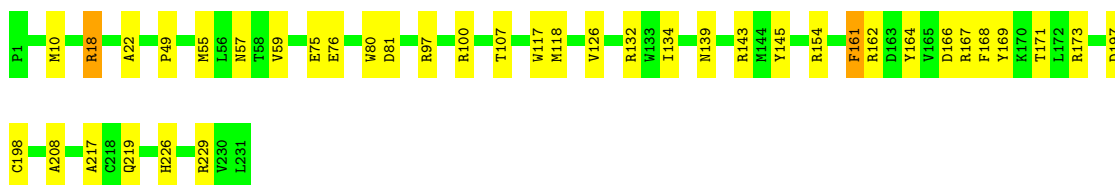
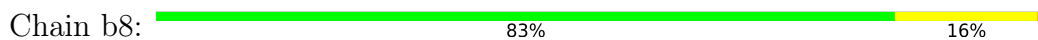
• Molecule 1: capsid protein




• Molecule 1: capsid protein

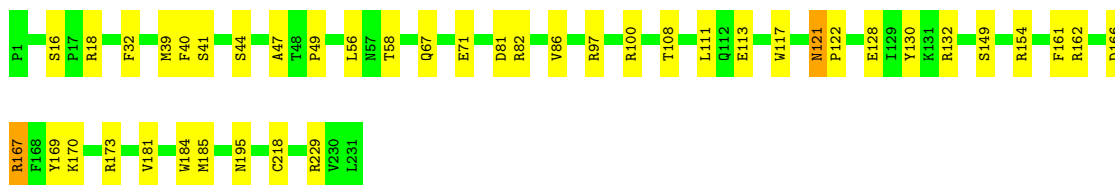


• Molecule 1: capsid protein




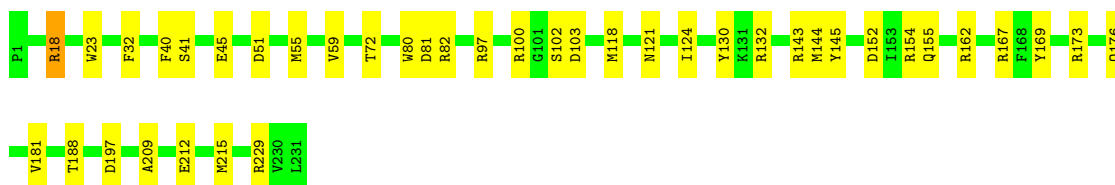
• Molecule 1: capsid protein

Chain b9:  82% 17%




- Molecule 1: capsid protein

Chain ba:  83% 17%




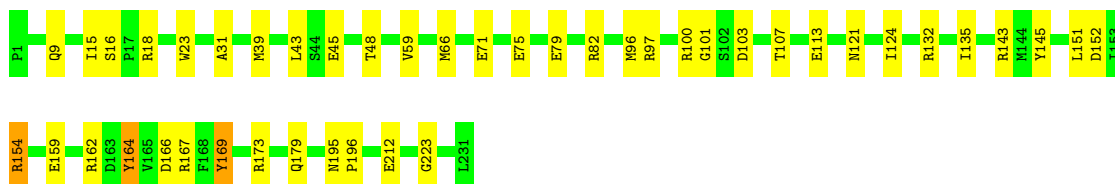
- Molecule 1: capsid protein

Chain bb:  81% 16%




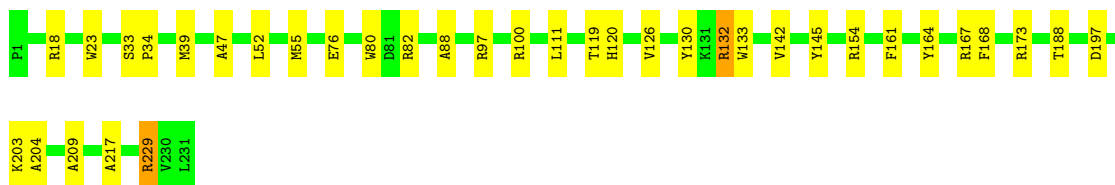
- Molecule 1: capsid protein

Chain bc:  81% 18%

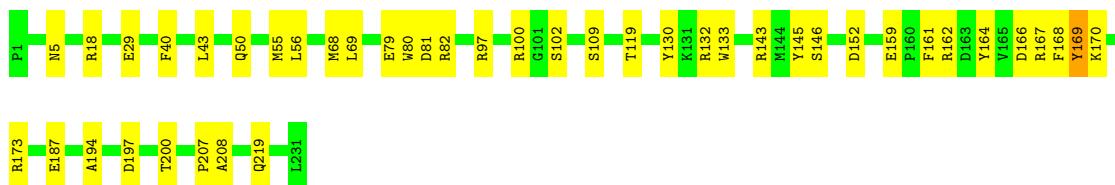


- Molecule 1: capsid protein

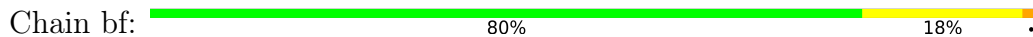
Chain bd:  84% 15%



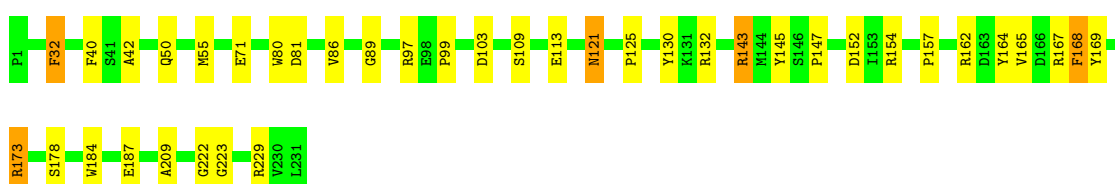
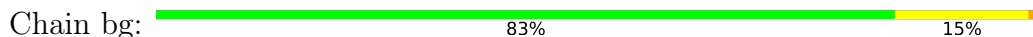
- Molecule 1: capsid protein



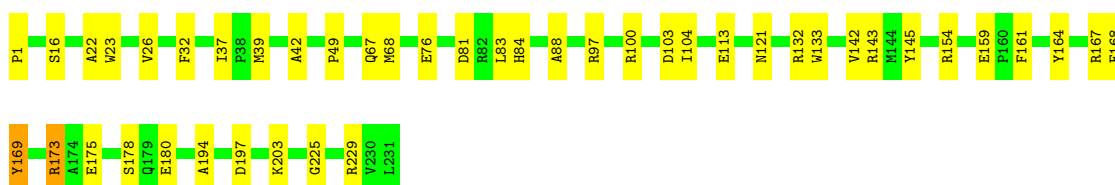
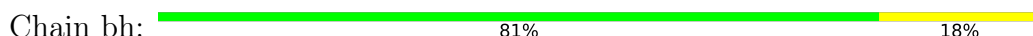
• Molecule 1: capsid protein



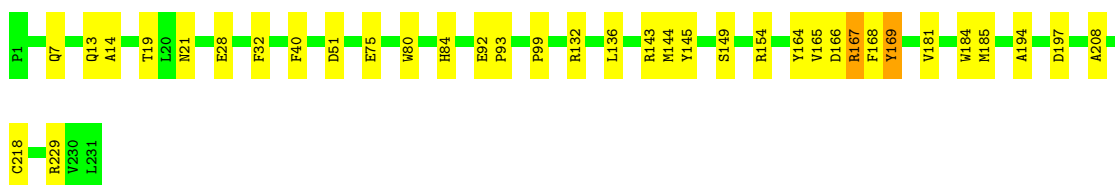
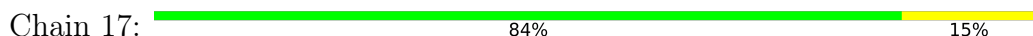
• Molecule 1: capsid protein



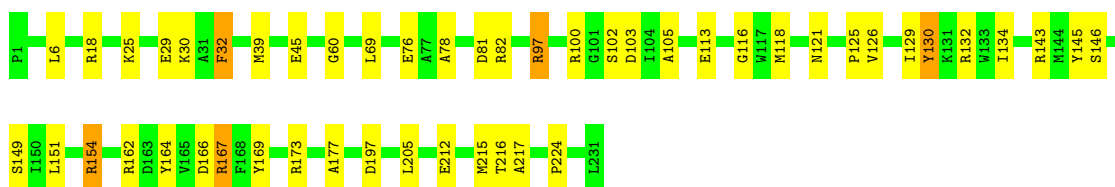
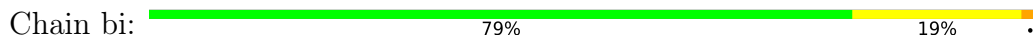
• Molecule 1: capsid protein



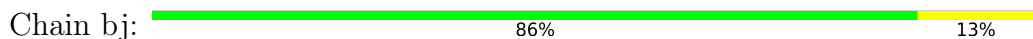
• Molecule 1: capsid protein



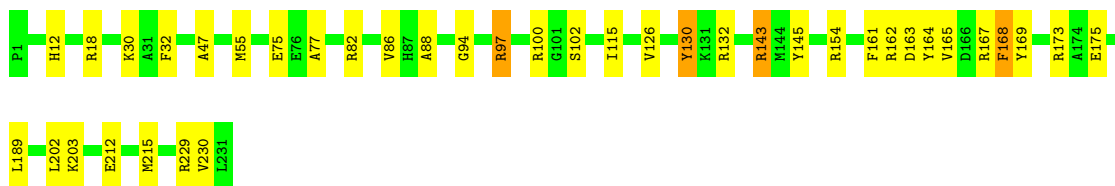
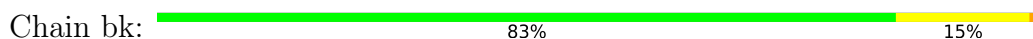
• Molecule 1: capsid protein



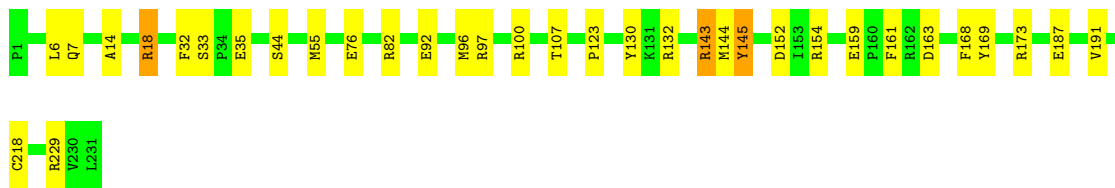
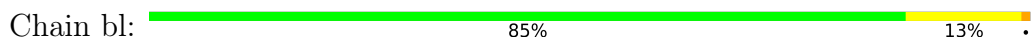
• Molecule 1: capsid protein



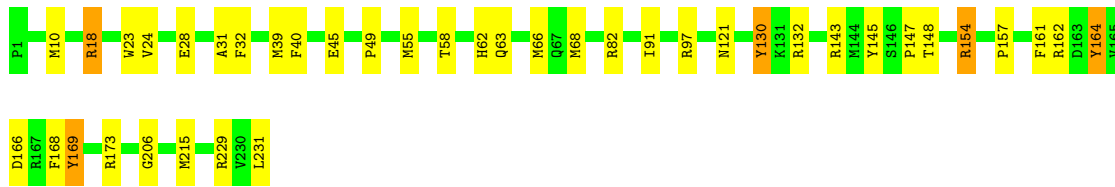
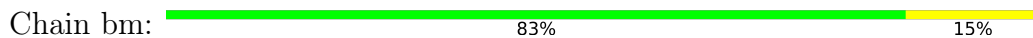
• Molecule 1: capsid protein



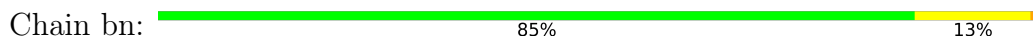
• Molecule 1: capsid protein

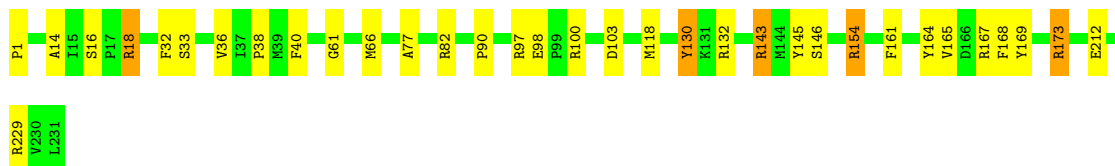


• Molecule 1: capsid protein

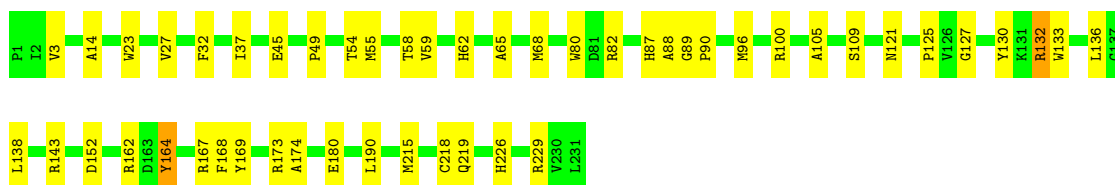
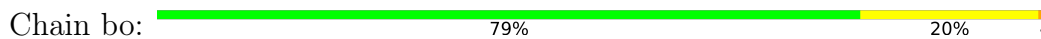


• Molecule 1: capsid protein

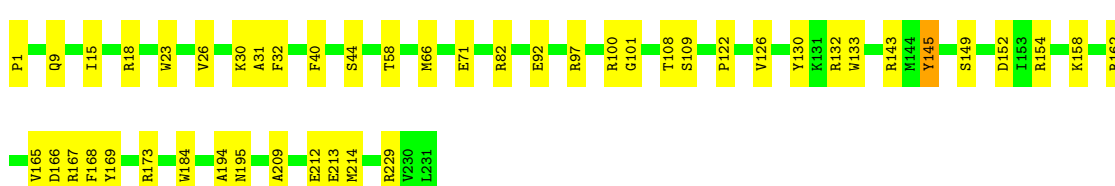
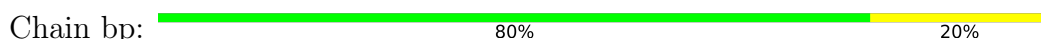




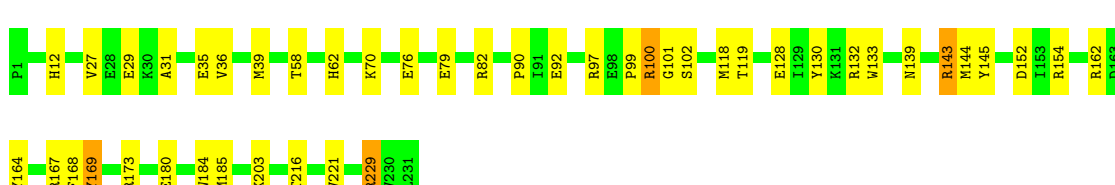
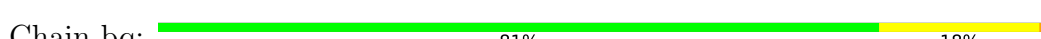
• Molecule 1: capsid protein



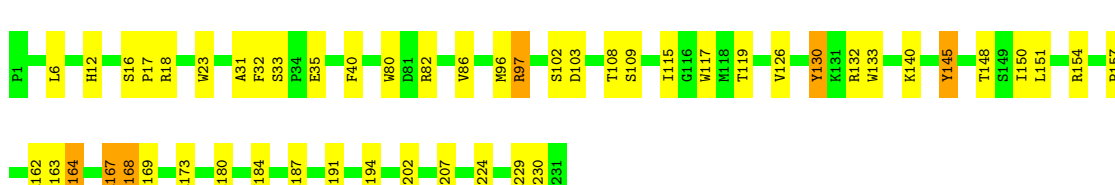
• Molecule 1: capsid protein



• Molecule 1: capsid protein



• Molecule 1: capsid protein

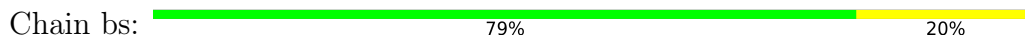


• Molecule 1: capsid protein

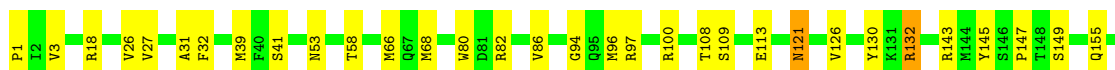
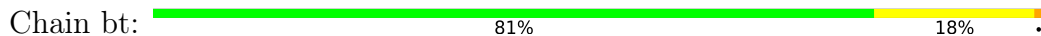




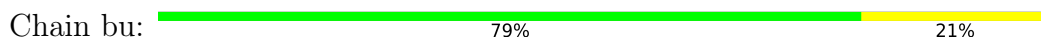
• Molecule 1: capsid protein



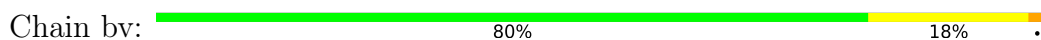
• Molecule 1: capsid protein



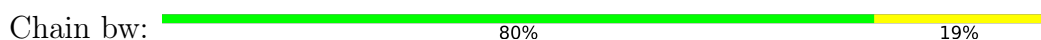
• Molecule 1: capsid protein



• Molecule 1: capsid protein

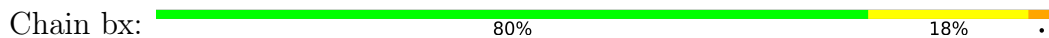


• Molecule 1: capsid protein

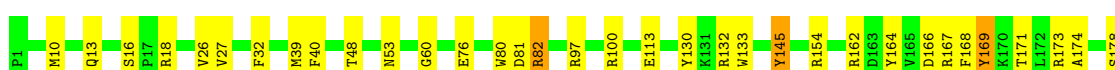
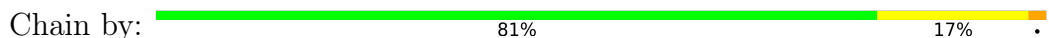





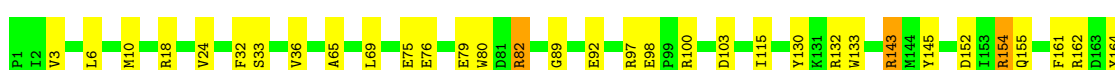
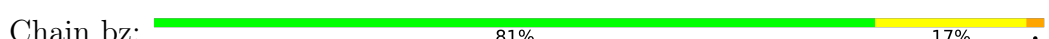
• Molecule 1: capsid protein



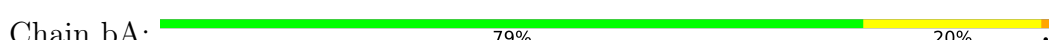
• Molecule 1: capsid protein



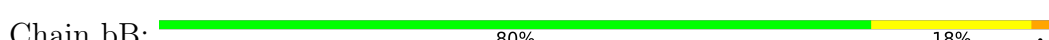
• Molecule 1: capsid protein

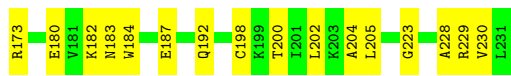


• Molecule 1: capsid protein

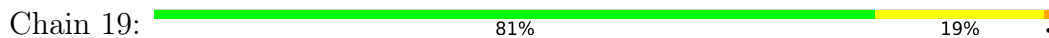


• Molecule 1: capsid protein

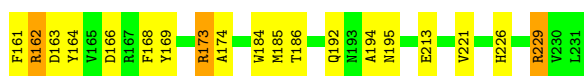
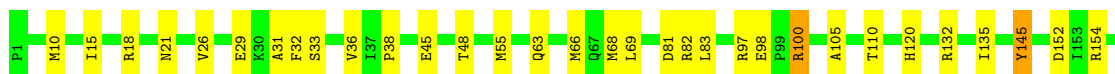
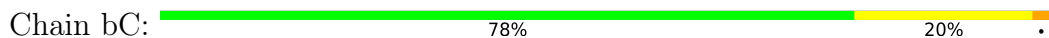




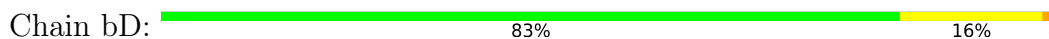
• Molecule 1: capsid protein



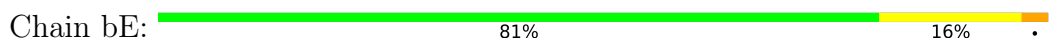
• Molecule 1: capsid protein



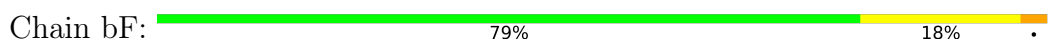
• Molecule 1: capsid protein



• Molecule 1: capsid protein

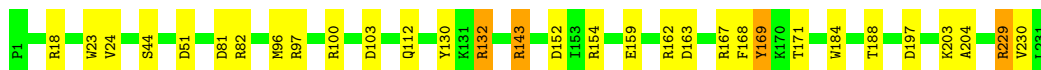
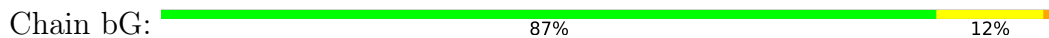


• Molecule 1: capsid protein


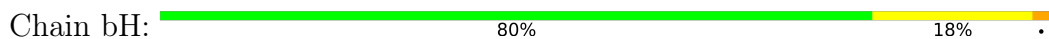




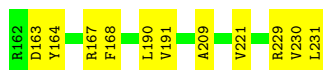
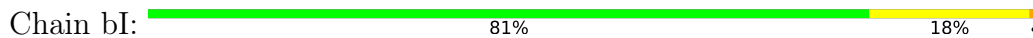
• Molecule 1: capsid protein



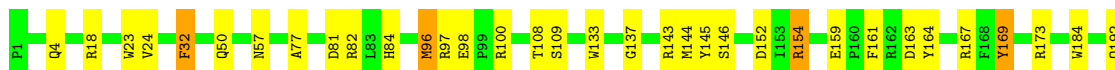
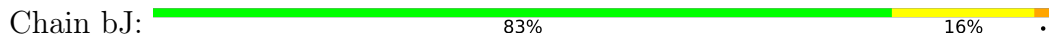
• Molecule 1: capsid protein



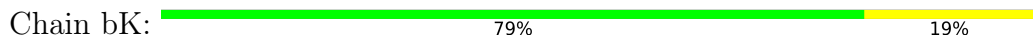
• Molecule 1: capsid protein



• Molecule 1: capsid protein

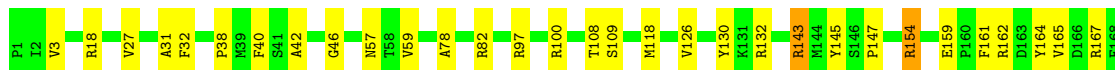
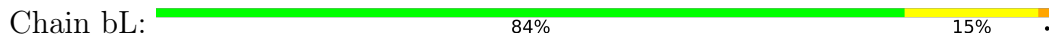


• Molecule 1: capsid protein

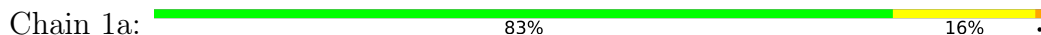




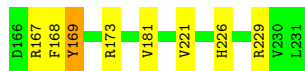
• Molecule 1: capsid protein



• Molecule 1: capsid protein



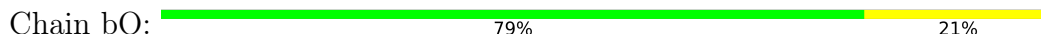
• Molecule 1: capsid protein



• Molecule 1: capsid protein

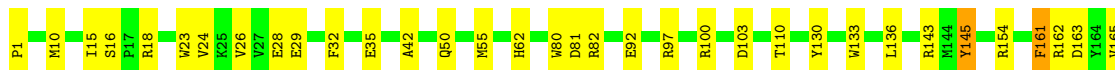
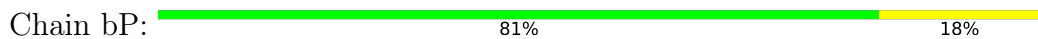


• Molecule 1: capsid protein

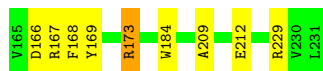
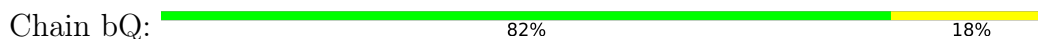




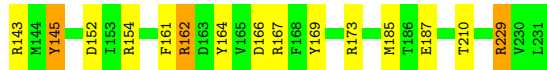
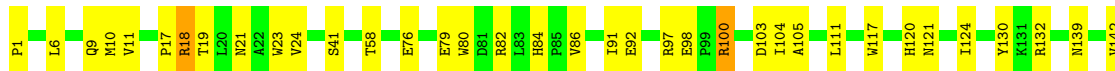
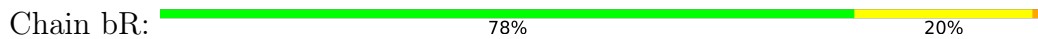
• Molecule 1: capsid protein



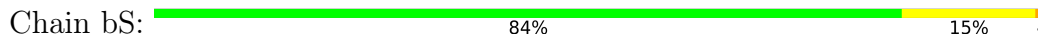
• Molecule 1: capsid protein



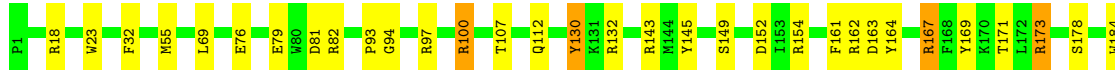
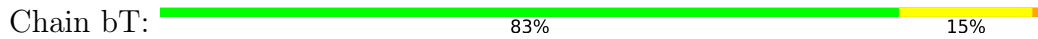
• Molecule 1: capsid protein



• Molecule 1: capsid protein

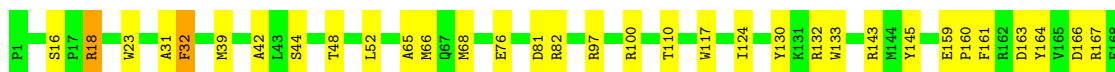
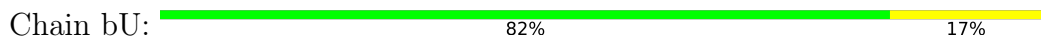


• Molecule 1: capsid protein

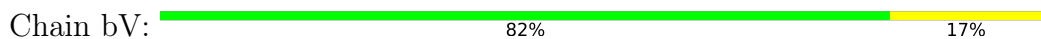




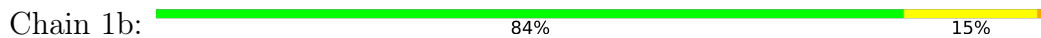
• Molecule 1: capsid protein



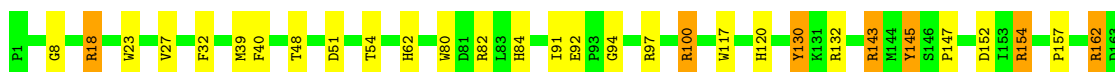
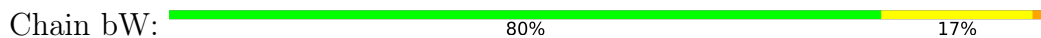
• Molecule 1: capsid protein



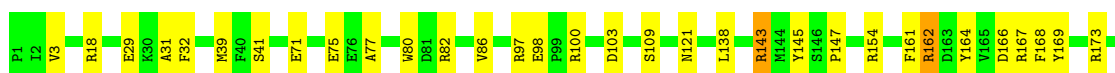
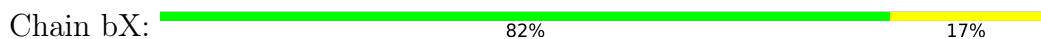
• Molecule 1: capsid protein

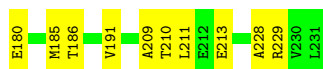


• Molecule 1: capsid protein

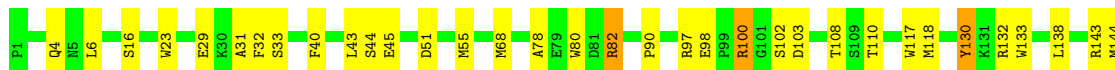
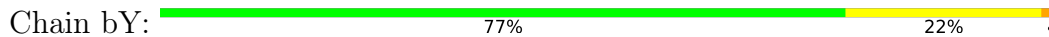


• Molecule 1: capsid protein





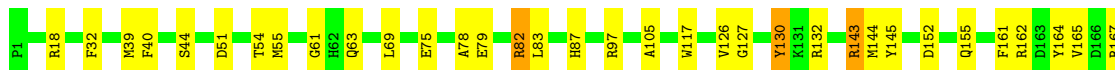
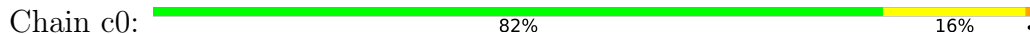
• Molecule 1: capsid protein



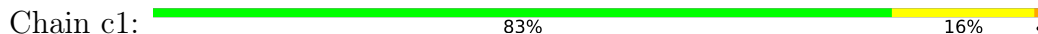
• Molecule 1: capsid protein



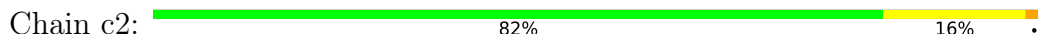
• Molecule 1: capsid protein



• Molecule 1: capsid protein

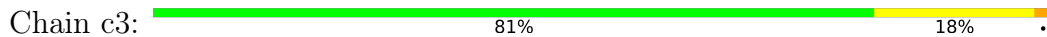


• Molecule 1: capsid protein



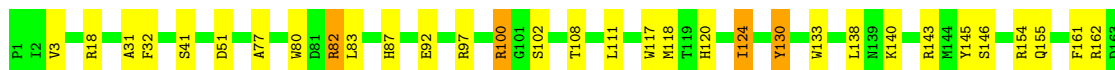
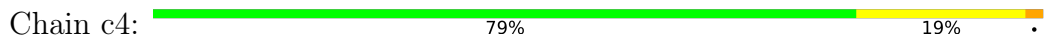


• Molecule 1: capsid protein

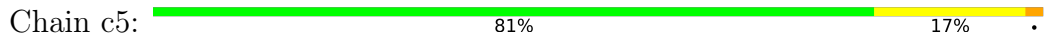


• Molecule 1: capsid protein

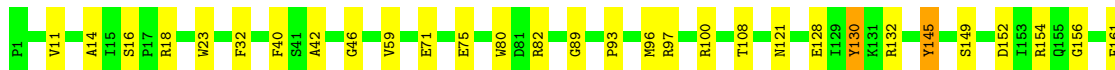
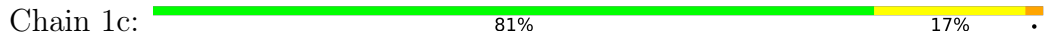
• Molecule 1: capsid protein



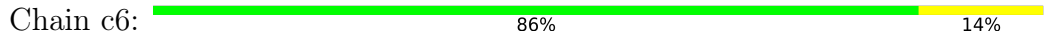
• Molecule 1: capsid protein



• Molecule 1: capsid protein

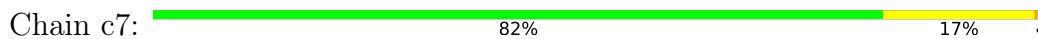


• Molecule 1: capsid protein

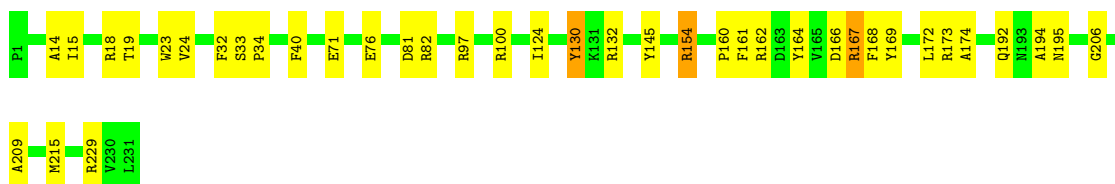
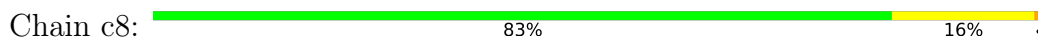




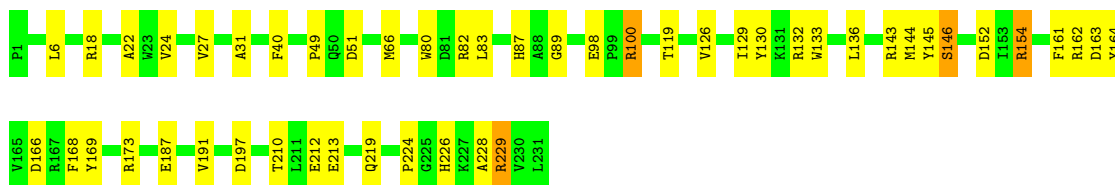
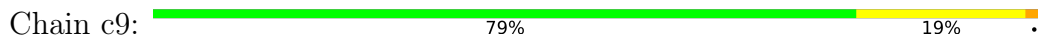
• Molecule 1: capsid protein



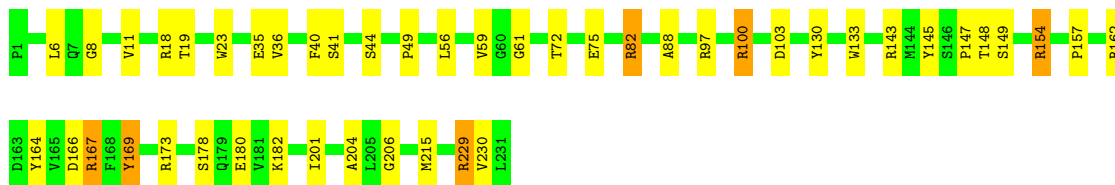
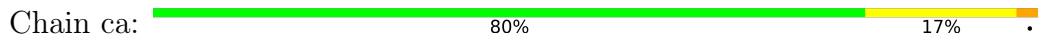
• Molecule 1: capsid protein



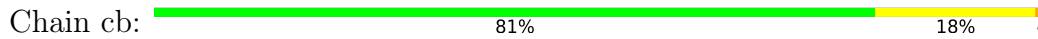
• Molecule 1: capsid protein

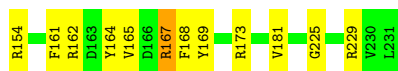


• Molecule 1: capsid protein

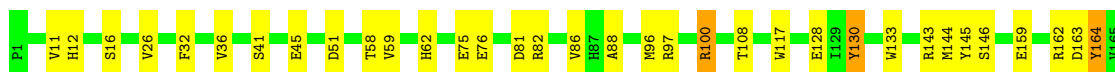
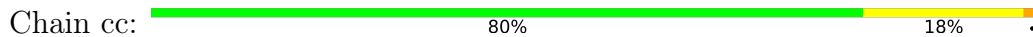


• Molecule 1: capsid protein

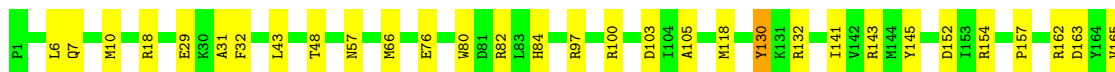
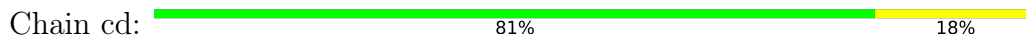




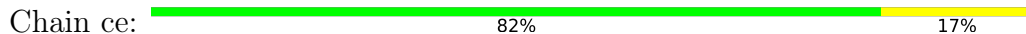
• Molecule 1: capsid protein



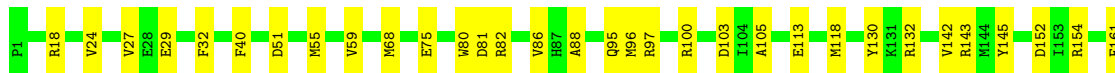
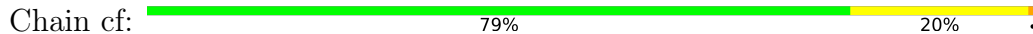
• Molecule 1: capsid protein



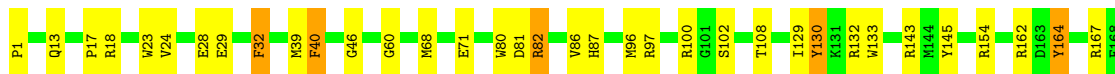
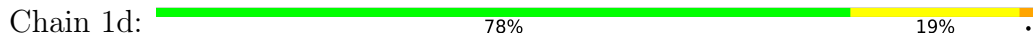
• Molecule 1: capsid protein




• Molecule 1: capsid protein

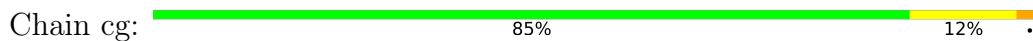


• Molecule 1: capsid protein

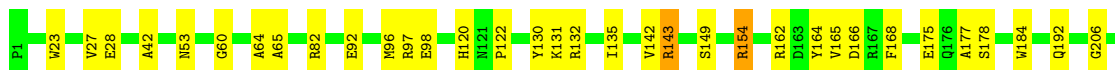
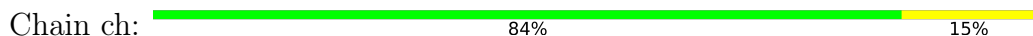




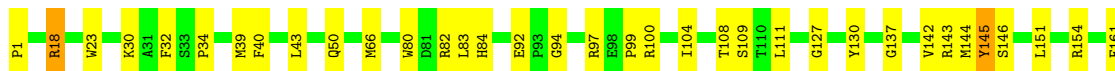
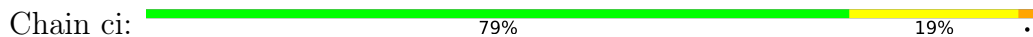
• Molecule 1: capsid protein



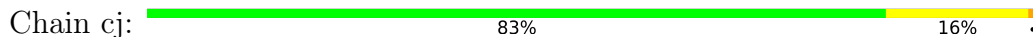
• Molecule 1: capsid protein



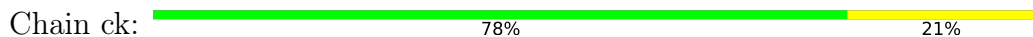
• Molecule 1: capsid protein



• Molecule 1: capsid protein

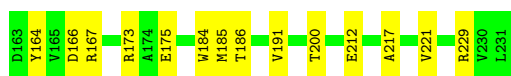
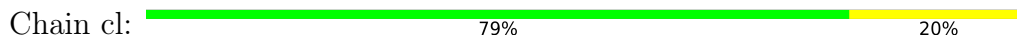


• Molecule 1: capsid protein

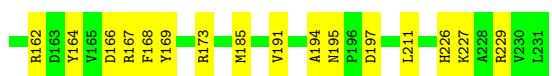
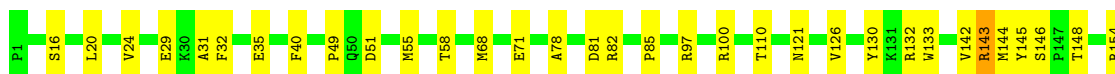
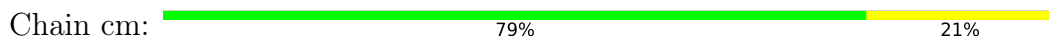





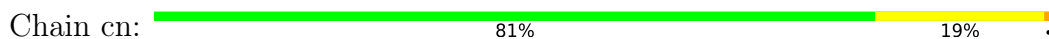
• Molecule 1: capsid protein



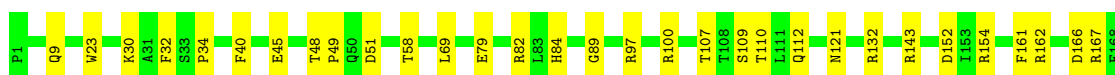
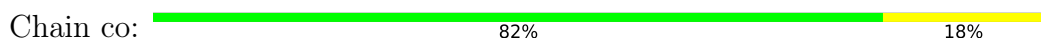
• Molecule 1: capsid protein



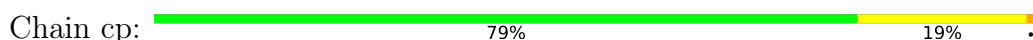
• Molecule 1: capsid protein



• Molecule 1: capsid protein

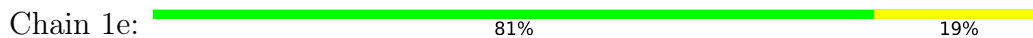


• Molecule 1: capsid protein

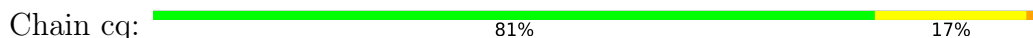




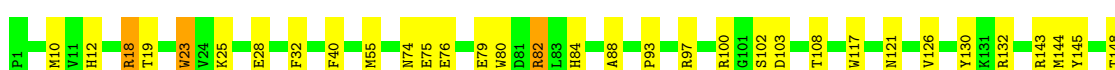
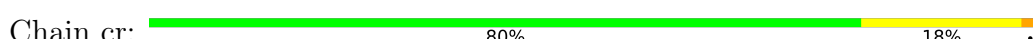
• Molecule 1: capsid protein




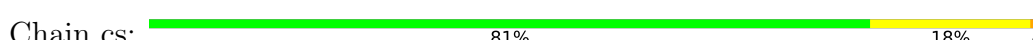
• Molecule 1: capsid protein



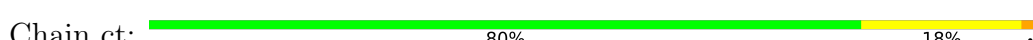
• Molecule 1: capsid protein



• Molecule 1: capsid protein

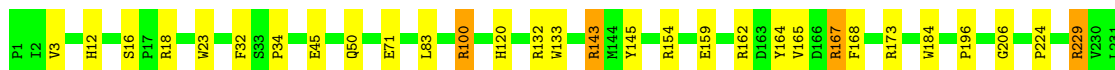
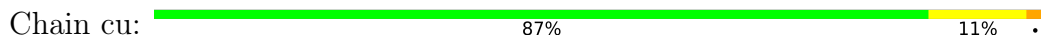


• Molecule 1: capsid protein

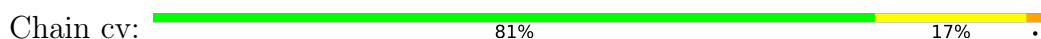




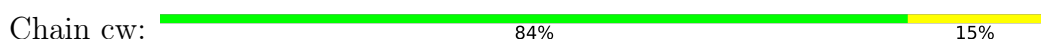
• Molecule 1: capsid protein



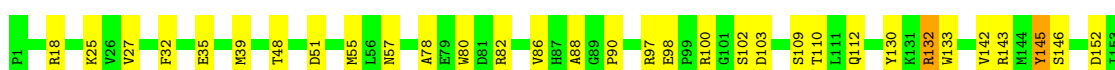
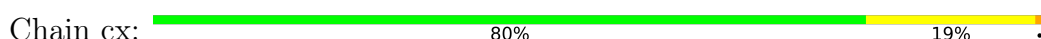
• Molecule 1: capsid protein



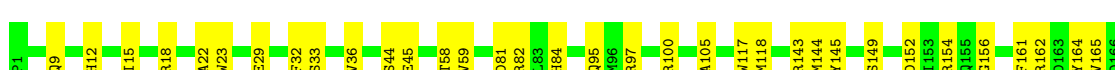
• Molecule 1: capsid protein



• Molecule 1: capsid protein

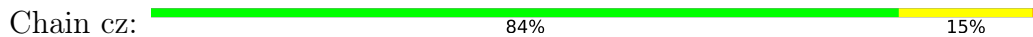


• Molecule 1: capsid protein

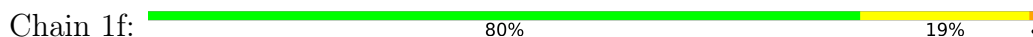




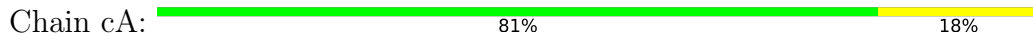
• Molecule 1: capsid protein



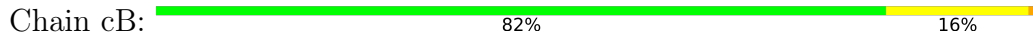
• Molecule 1: capsid protein



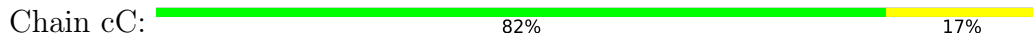
• Molecule 1: capsid protein



• Molecule 1: capsid protein

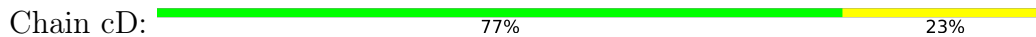


• Molecule 1: capsid protein

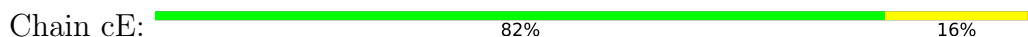




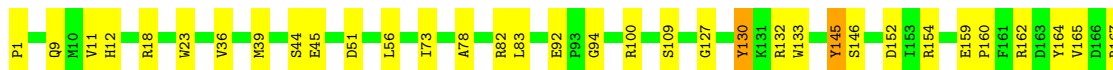
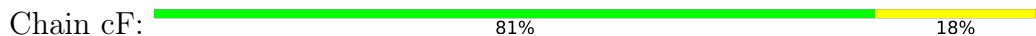
- Molecule 1: capsid protein



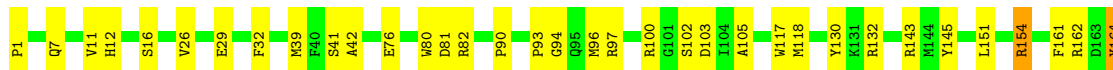
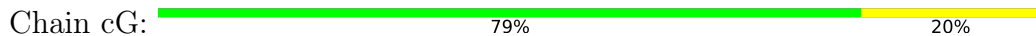
- Molecule 1: capsid protein



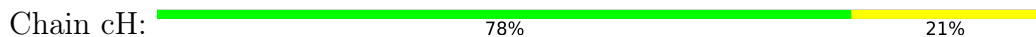
- Molecule 1: capsid protein



- Molecule 1: capsid protein

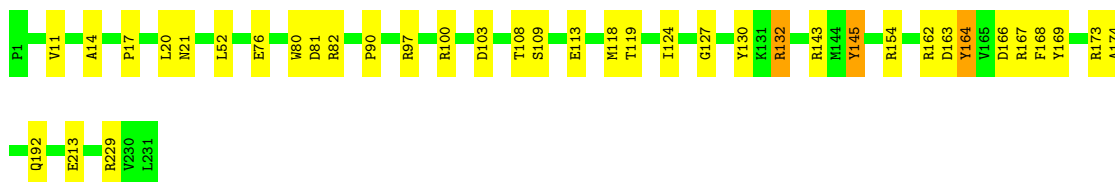
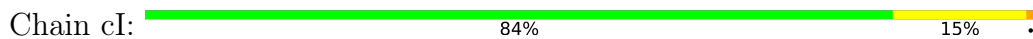


- Molecule 1: capsid protein

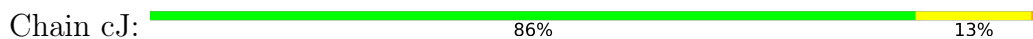




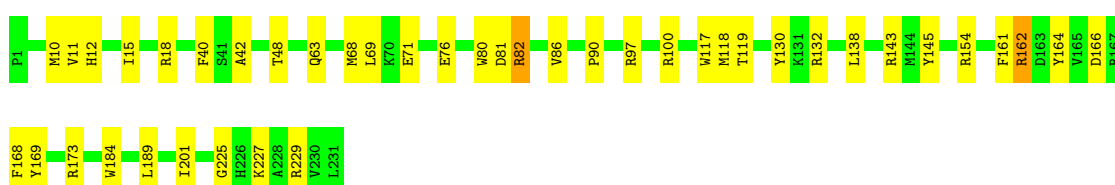
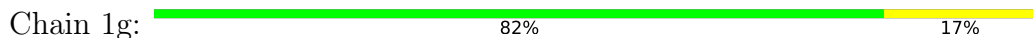
• Molecule 1: capsid protein



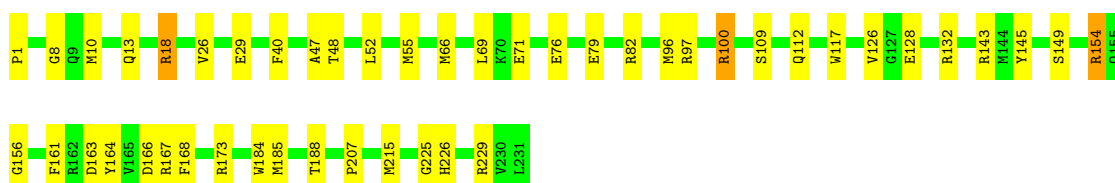
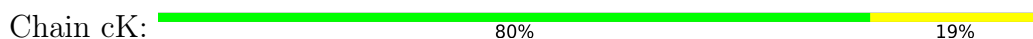
• Molecule 1: capsid protein



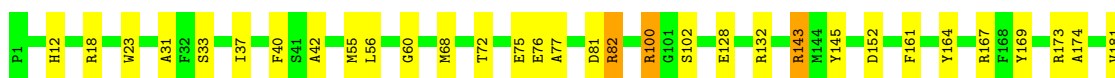
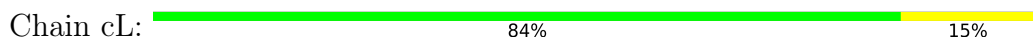
• Molecule 1: capsid protein



• Molecule 1: capsid protein

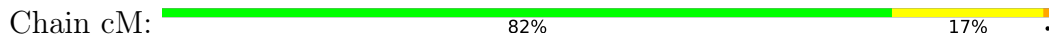


• Molecule 1: capsid protein

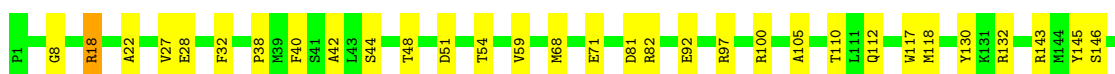
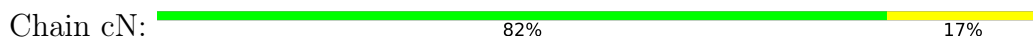




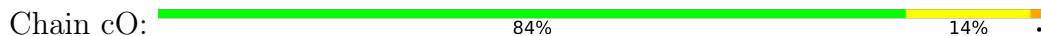
• Molecule 1: capsid protein



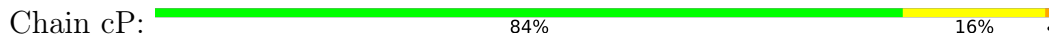
• Molecule 1: capsid protein



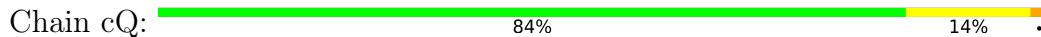
• Molecule 1: capsid protein



• Molecule 1: capsid protein

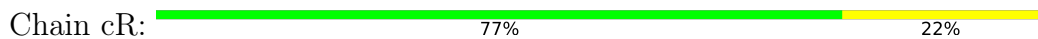


• Molecule 1: capsid protein

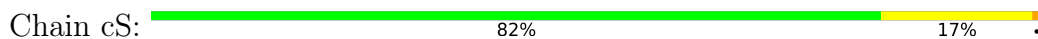




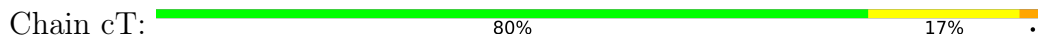
• Molecule 1: capsid protein



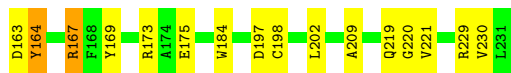
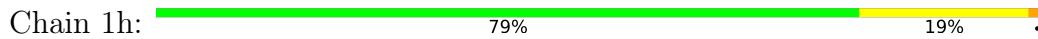
• Molecule 1: capsid protein



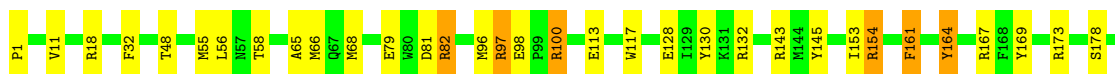
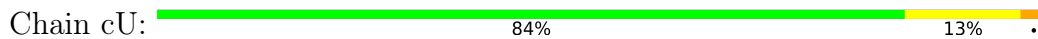
• Molecule 1: capsid protein




• Molecule 1: capsid protein

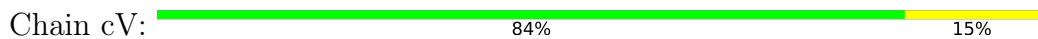


• Molecule 1: capsid protein

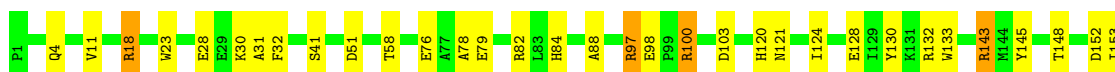
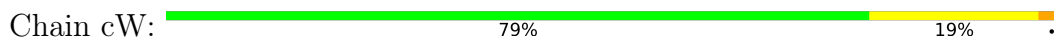




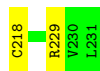
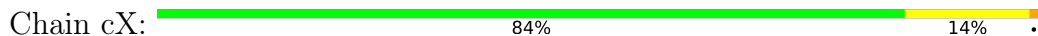
• Molecule 1: capsid protein



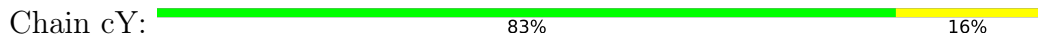
• Molecule 1: capsid protein



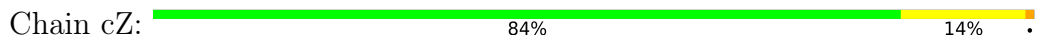
• Molecule 1: capsid protein



• Molecule 1: capsid protein

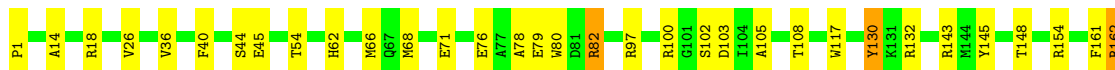
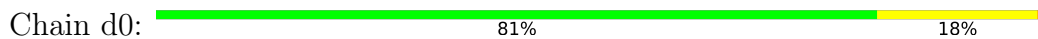


• Molecule 1: capsid protein

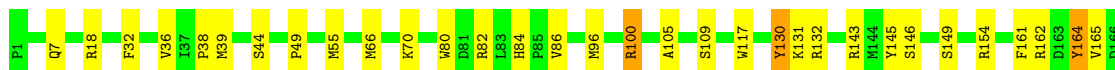
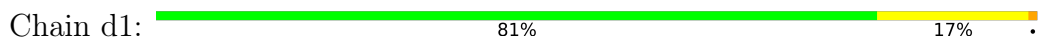




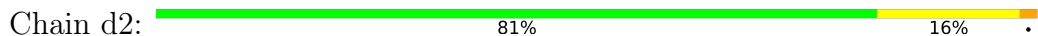
• Molecule 1: capsid protein



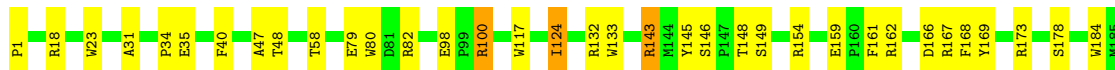
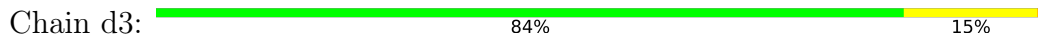
• Molecule 1: capsid protein



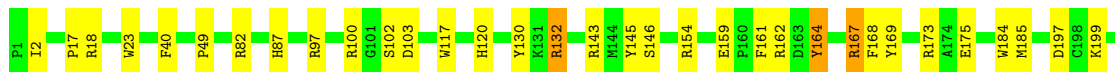
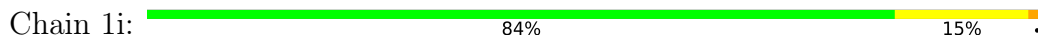
• Molecule 1: capsid protein



• Molecule 1: capsid protein

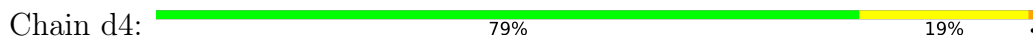


• Molecule 1: capsid protein

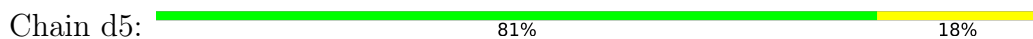




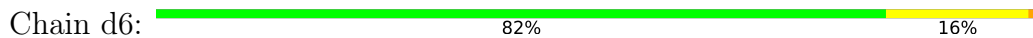
• Molecule 1: capsid protein



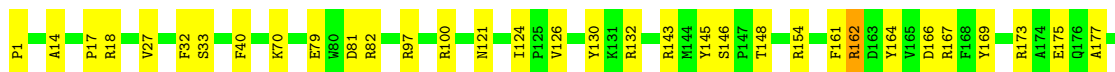
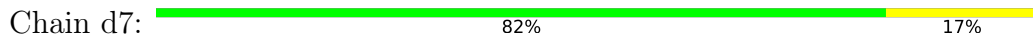
• Molecule 1: capsid protein



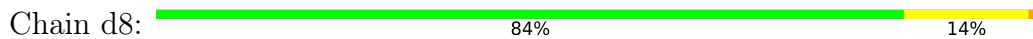
• Molecule 1: capsid protein



• Molecule 1: capsid protein

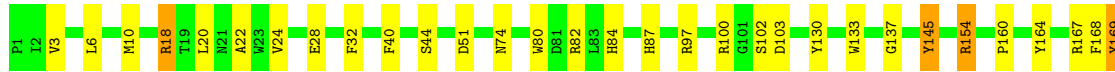
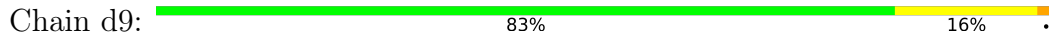


• Molecule 1: capsid protein

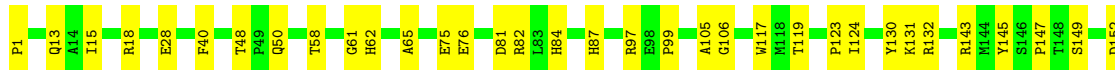
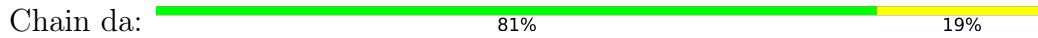




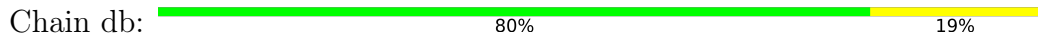
• Molecule 1: capsid protein



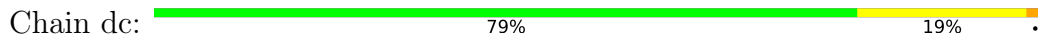
• Molecule 1: capsid protein



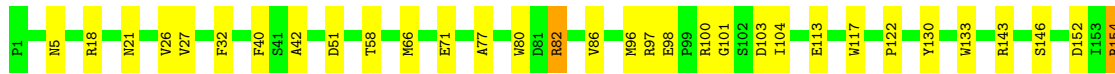
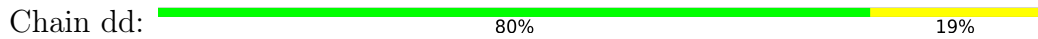
• Molecule 1: capsid protein



• Molecule 1: capsid protein

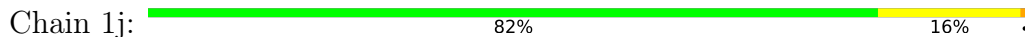


• Molecule 1: capsid protein

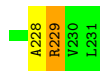
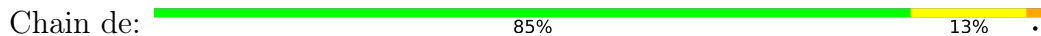




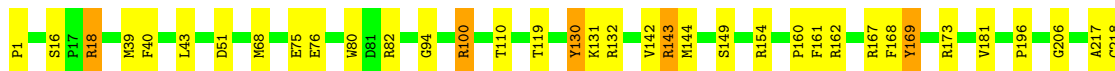
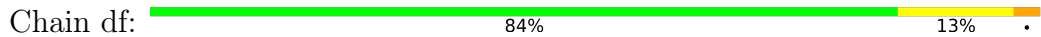
• Molecule 1: capsid protein



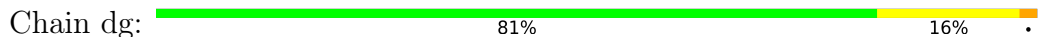
• Molecule 1: capsid protein



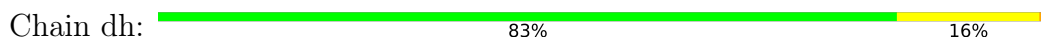
• Molecule 1: capsid protein

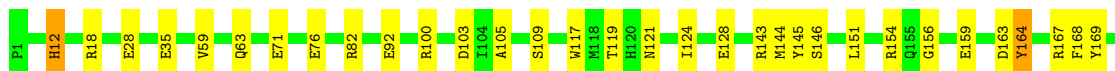


• Molecule 1: capsid protein

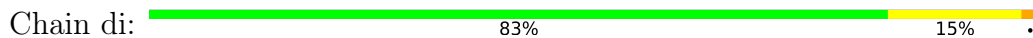


• Molecule 1: capsid protein

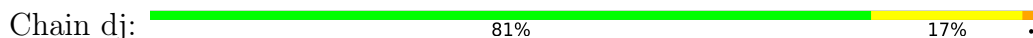




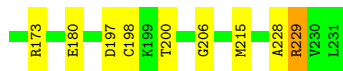
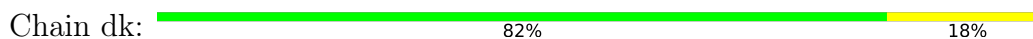
• Molecule 1: capsid protein



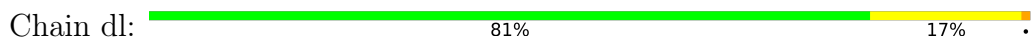
• Molecule 1: capsid protein



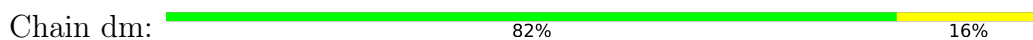
• Molecule 1: capsid protein



• Molecule 1: capsid protein

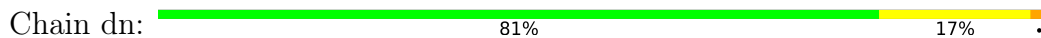


• Molecule 1: capsid protein

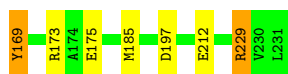
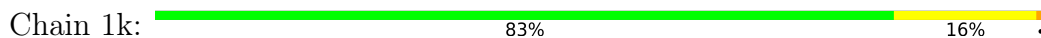





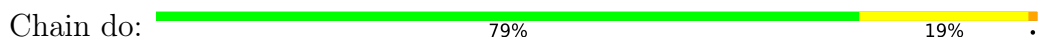
• Molecule 1: capsid protein



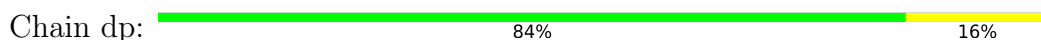
• Molecule 1: capsid protein



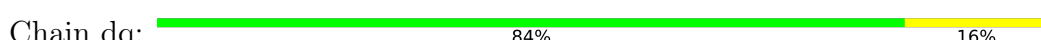
• Molecule 1: capsid protein



• Molecule 1: capsid protein


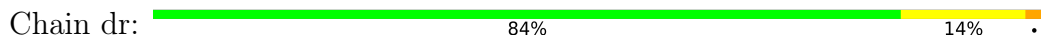


• Molecule 1: capsid protein

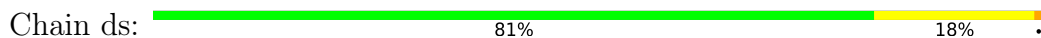




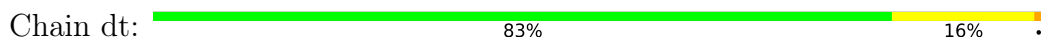
• Molecule 1: capsid protein



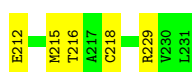
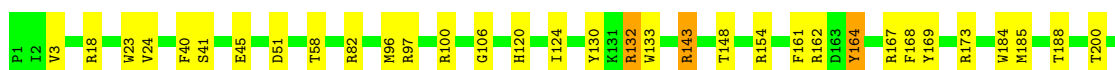
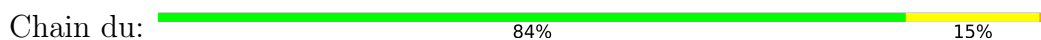
• Molecule 1: capsid protein



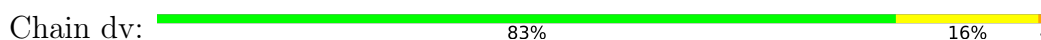
• Molecule 1: capsid protein



• Molecule 1: capsid protein

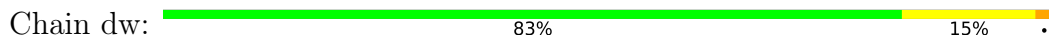


• Molecule 1: capsid protein


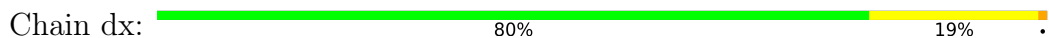




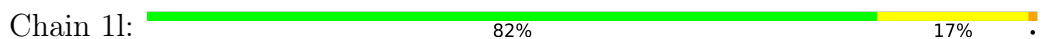
• Molecule 1: capsid protein




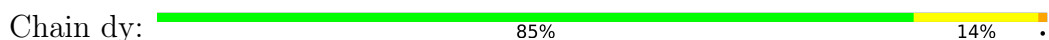
• Molecule 1: capsid protein



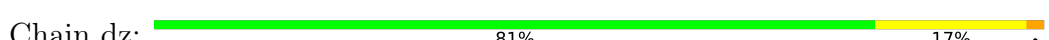
• Molecule 1: capsid protein

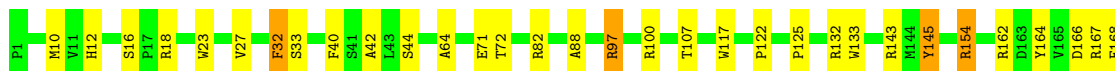


• Molecule 1: capsid protein

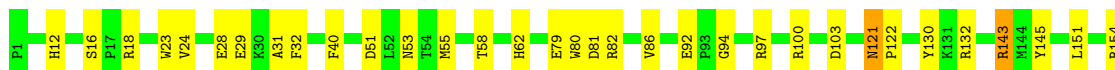


• Molecule 1: capsid protein

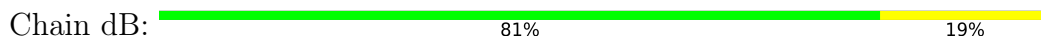




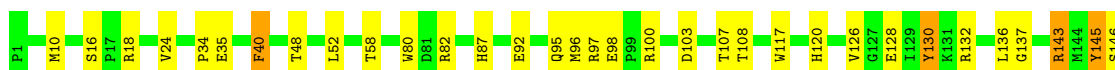
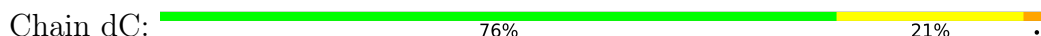
• Molecule 1: capsid protein



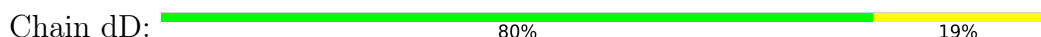
• Molecule 1: capsid protein



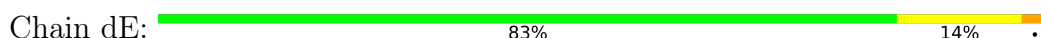
• Molecule 1: capsid protein



• Molecule 1: capsid protein

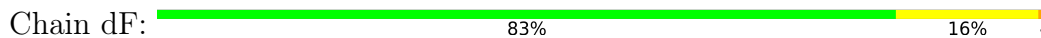


• Molecule 1: capsid protein

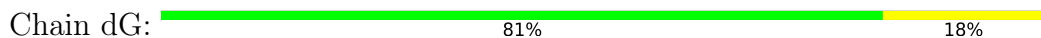




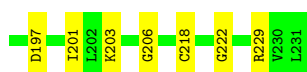
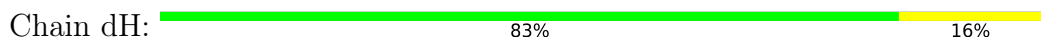
• Molecule 1: capsid protein



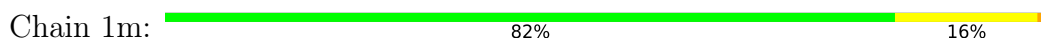
• Molecule 1: capsid protein



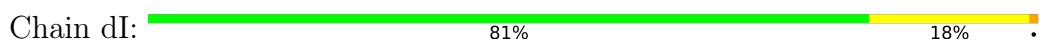
• Molecule 1: capsid protein




• Molecule 1: capsid protein

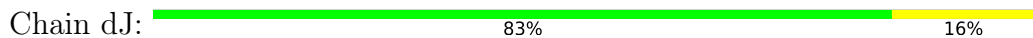


• Molecule 1: capsid protein

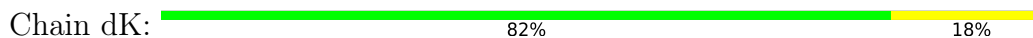




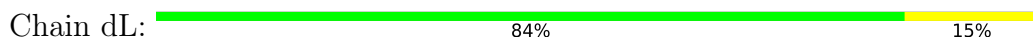
• Molecule 1: capsid protein



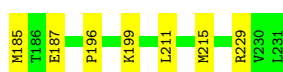
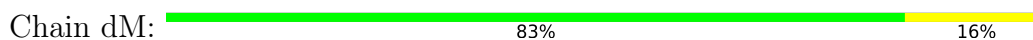
• Molecule 1: capsid protein



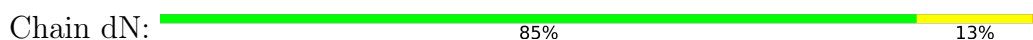
• Molecule 1: capsid protein

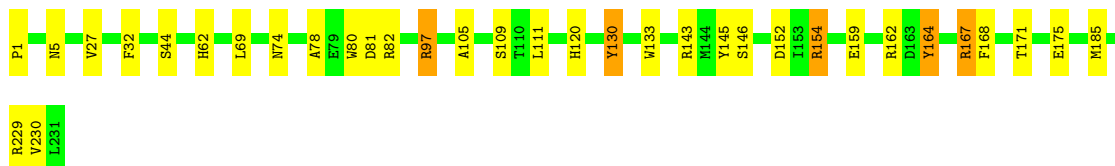


• Molecule 1: capsid protein

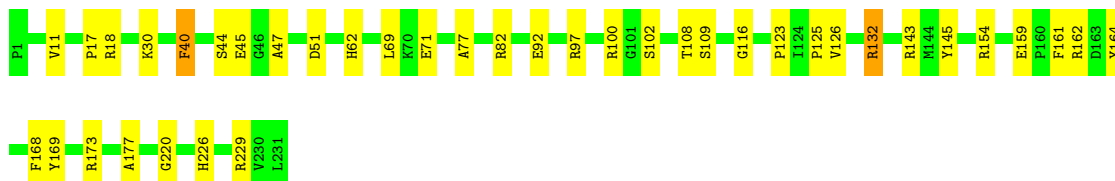
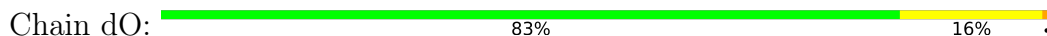


• Molecule 1: capsid protein

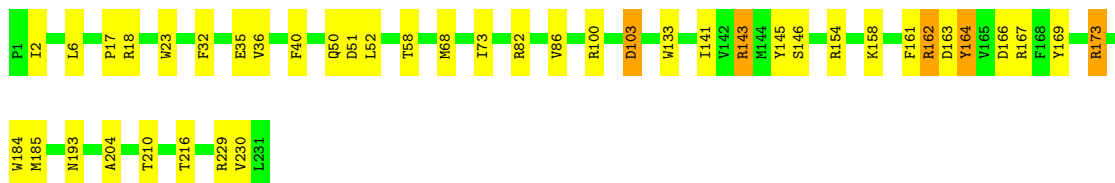
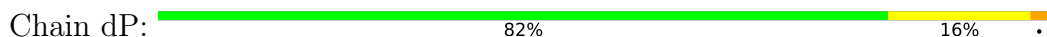




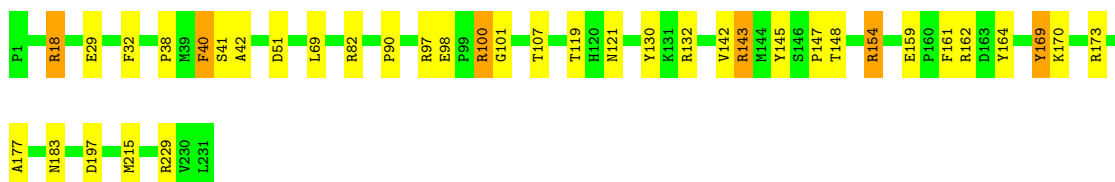
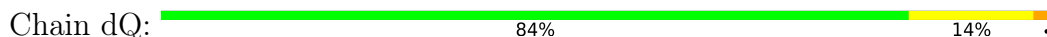
• Molecule 1: capsid protein



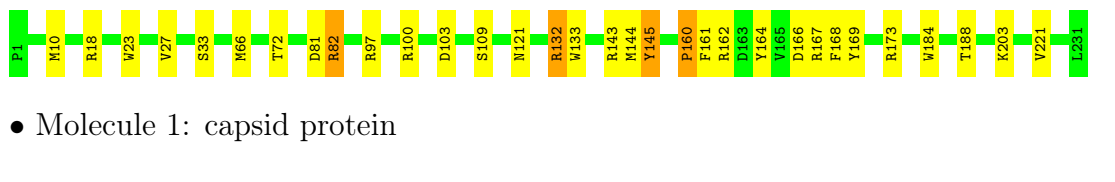
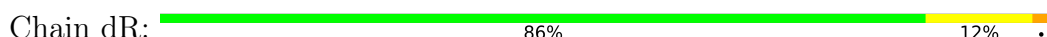
• Molecule 1: capsid protein



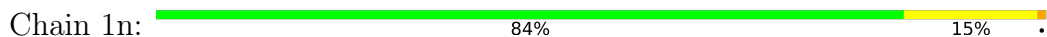
• Molecule 1: capsid protein

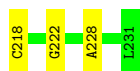


• Molecule 1: capsid protein

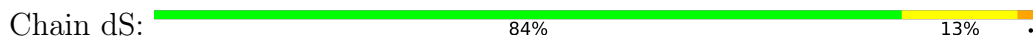


• Molecule 1: capsid protein

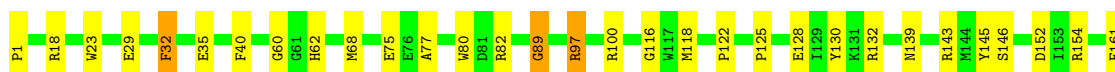
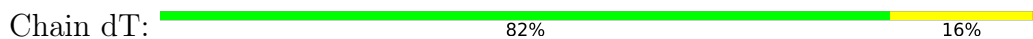




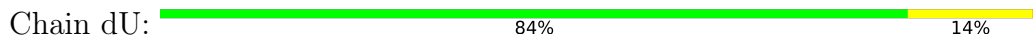
• Molecule 1: capsid protein



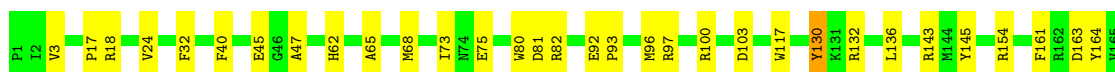
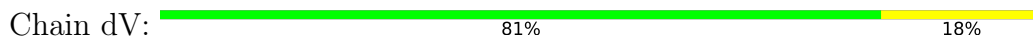
• Molecule 1: capsid protein



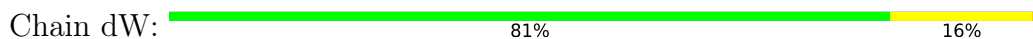
• Molecule 1: capsid protein



• Molecule 1: capsid protein

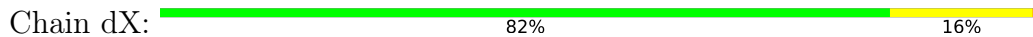


• Molecule 1: capsid protein

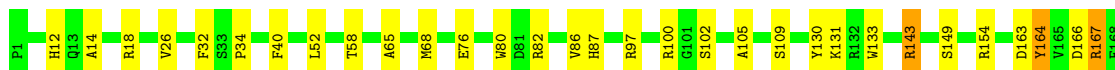
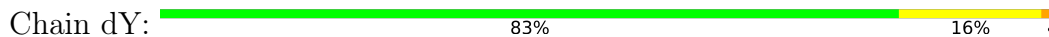




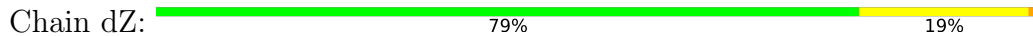
• Molecule 1: capsid protein



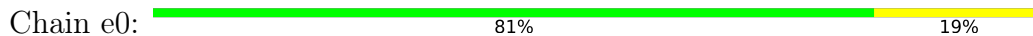
• Molecule 1: capsid protein



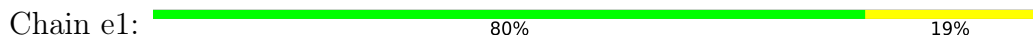
• Molecule 1: capsid protein



• Molecule 1: capsid protein

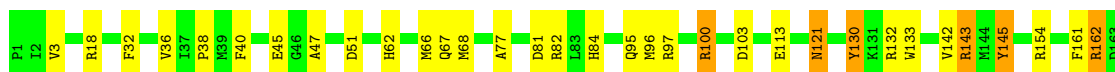
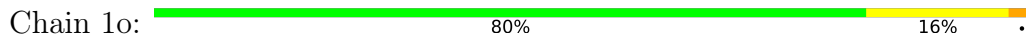


• Molecule 1: capsid protein

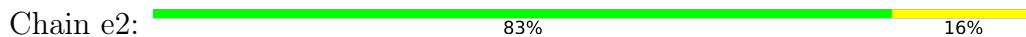




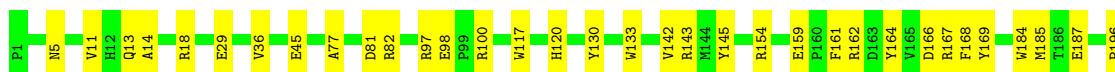
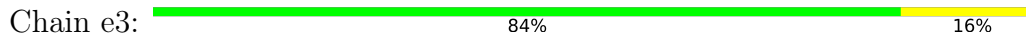
• Molecule 1: capsid protein



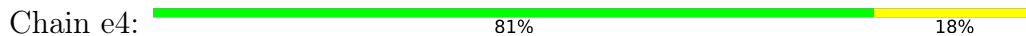
• Molecule 1: capsid protein



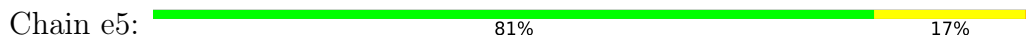
• Molecule 1: capsid protein




• Molecule 1: capsid protein

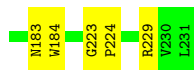
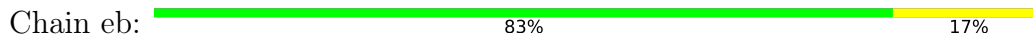


• Molecule 1: capsid protein

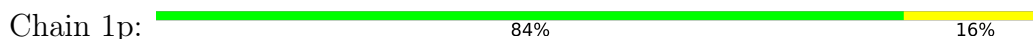




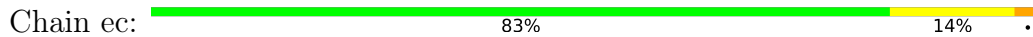
• Molecule 1: capsid protein



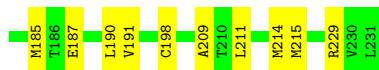
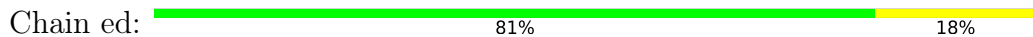
• Molecule 1: capsid protein



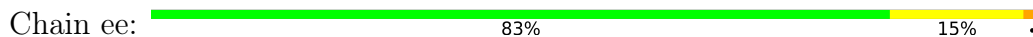
• Molecule 1: capsid protein



• Molecule 1: capsid protein

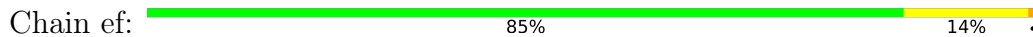


• Molecule 1: capsid protein

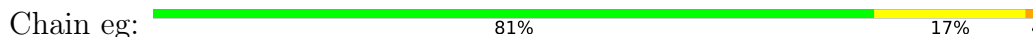




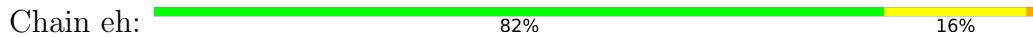
• Molecule 1: capsid protein



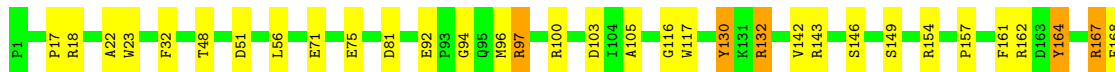
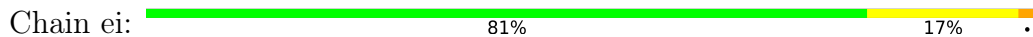
• Molecule 1: capsid protein



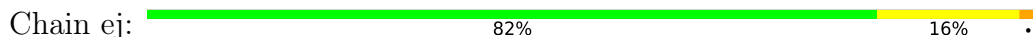
• Molecule 1: capsid protein

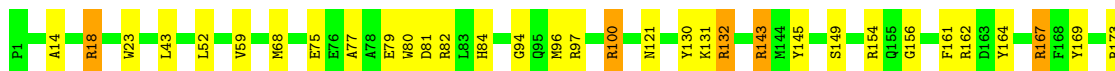


• Molecule 1: capsid protein

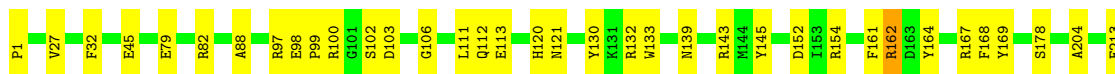
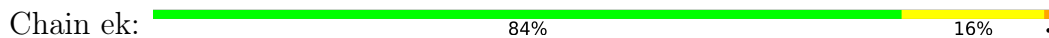


• Molecule 1: capsid protein

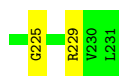
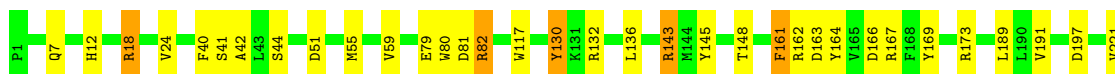
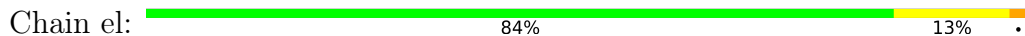




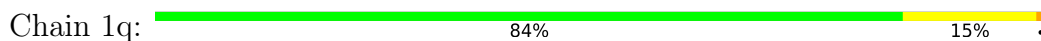
• Molecule 1: capsid protein



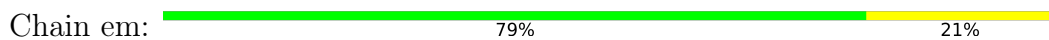
• Molecule 1: capsid protein



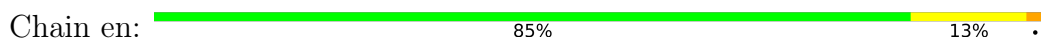
• Molecule 1: capsid protein



• Molecule 1: capsid protein

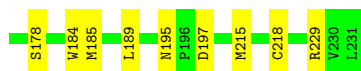
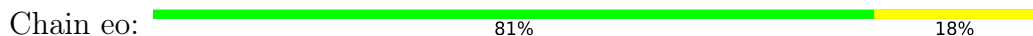


• Molecule 1: capsid protein

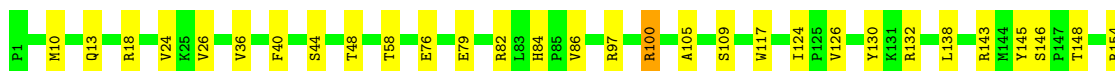
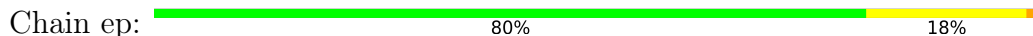




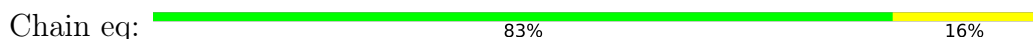
• Molecule 1: capsid protein



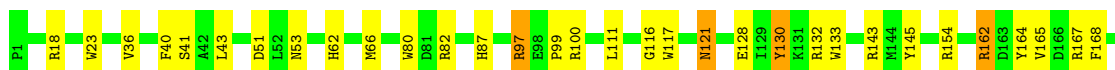
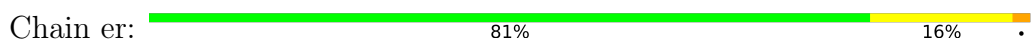
• Molecule 1: capsid protein




• Molecule 1: capsid protein

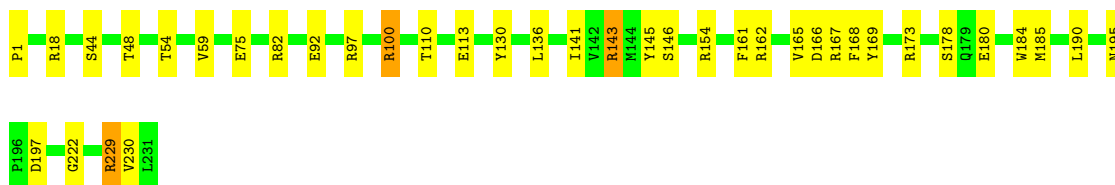


• Molecule 1: capsid protein




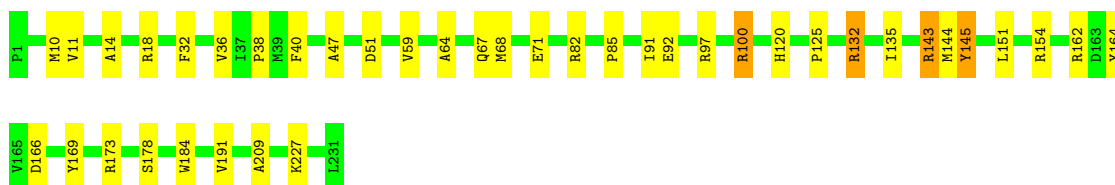
• Molecule 1: capsid protein

Chain es:  84% 15%




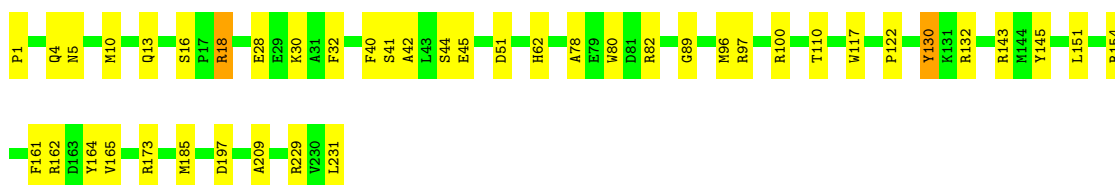
• Molecule 1: capsid protein

Chain et:  83% 16%




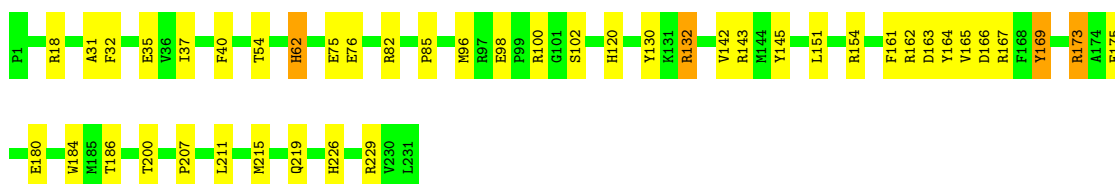
• Molecule 1: capsid protein

Chain eu:  81% 18%




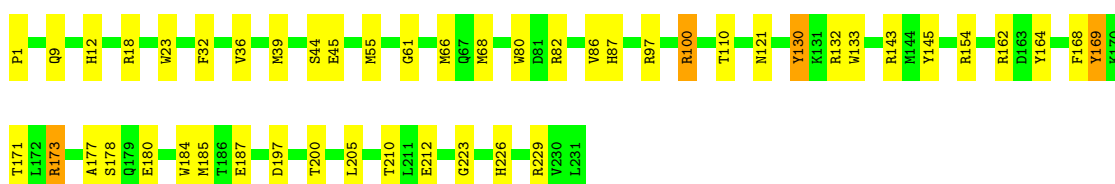
• Molecule 1: capsid protein

Chain ev:  81% 17%

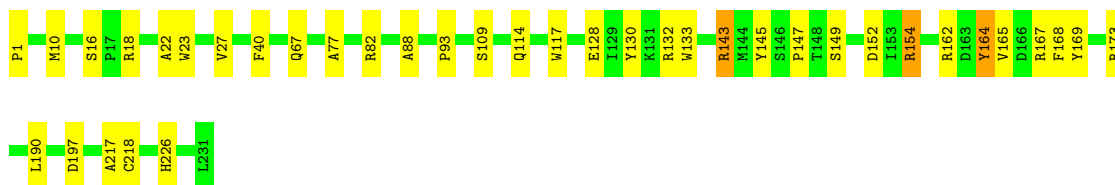
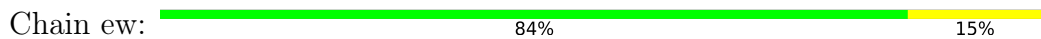


• Molecule 1: capsid protein

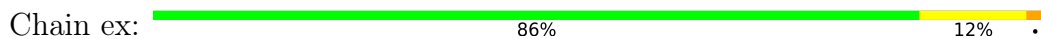
Chain 1r:  79% 19%



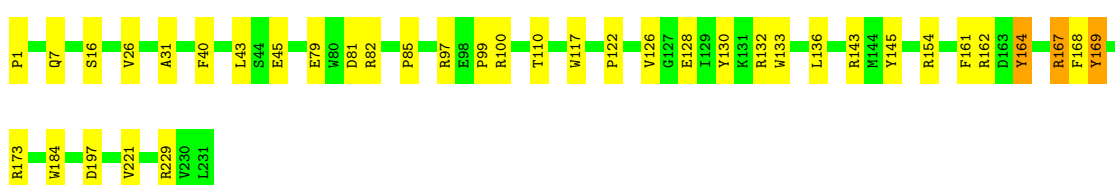
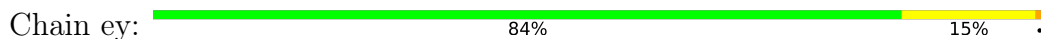
• Molecule 1: capsid protein



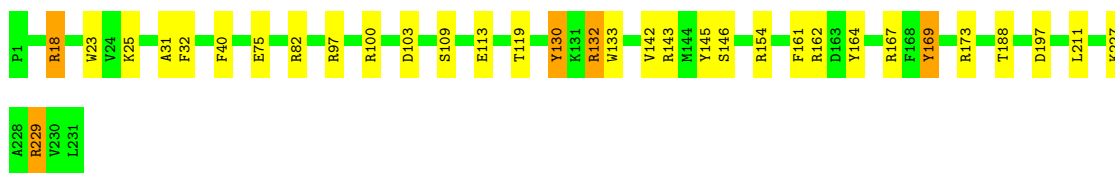
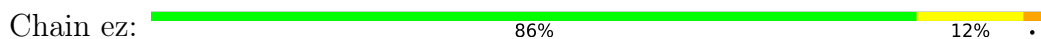
• Molecule 1: capsid protein



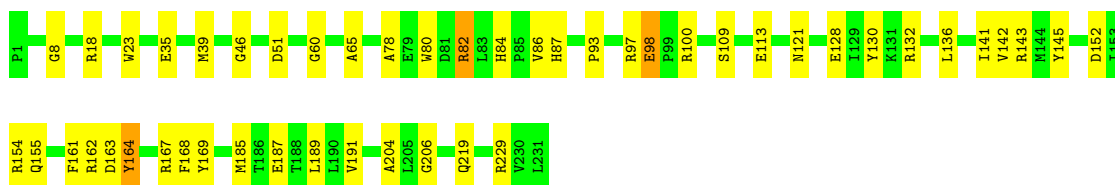
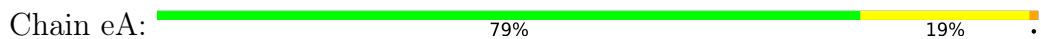
• Molecule 1: capsid protein



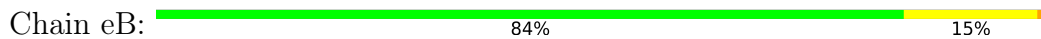
• Molecule 1: capsid protein

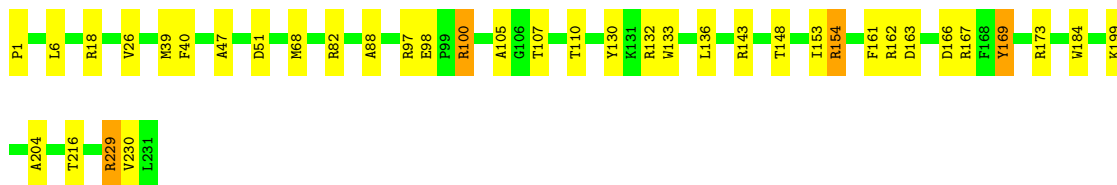


• Molecule 1: capsid protein

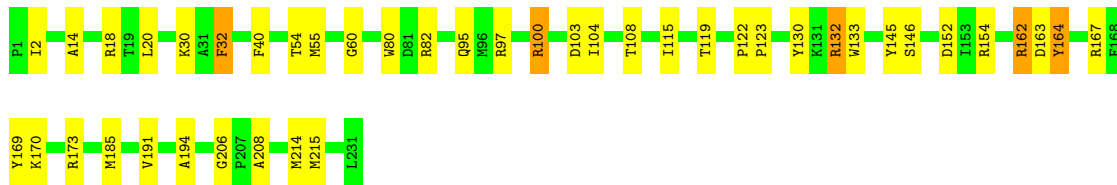
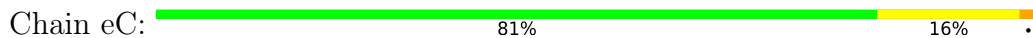


• Molecule 1: capsid protein

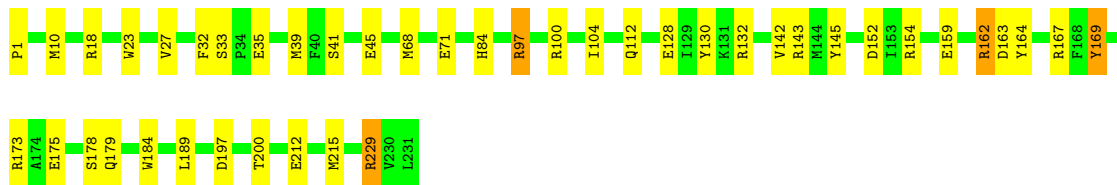
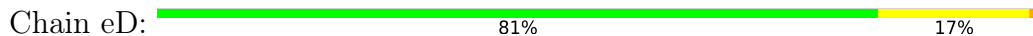




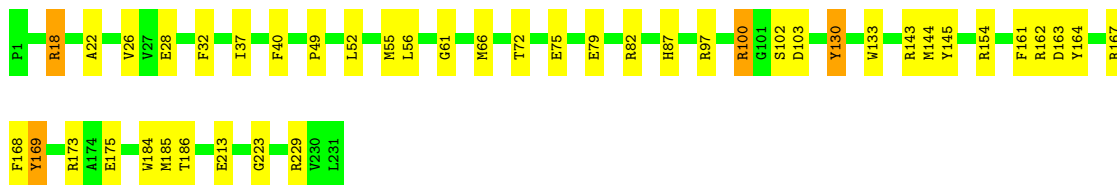
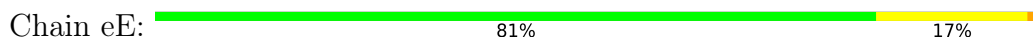
• Molecule 1: capsid protein



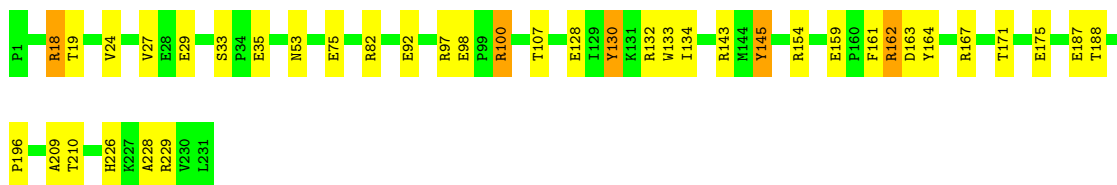
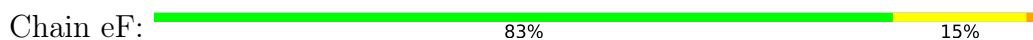
• Molecule 1: capsid protein



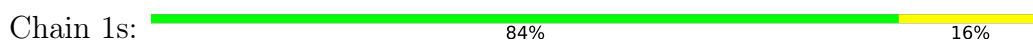
• Molecule 1: capsid protein

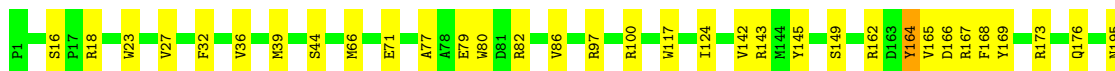


• Molecule 1: capsid protein

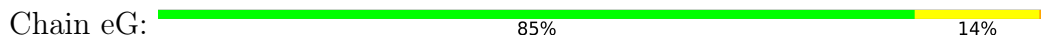


• Molecule 1: capsid protein

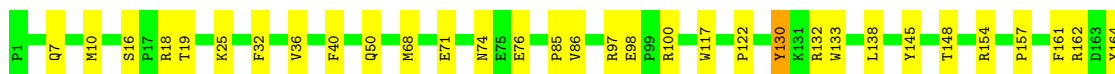
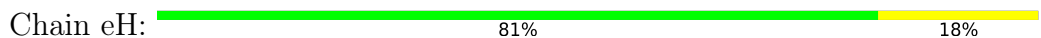




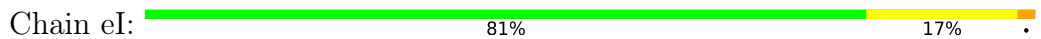
• Molecule 1: capsid protein



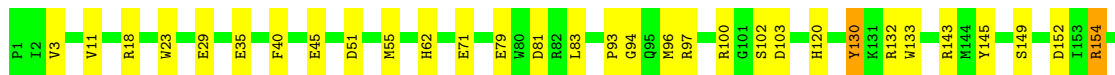
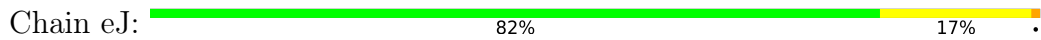
• Molecule 1: capsid protein



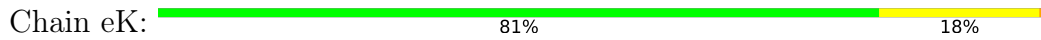
• Molecule 1: capsid protein

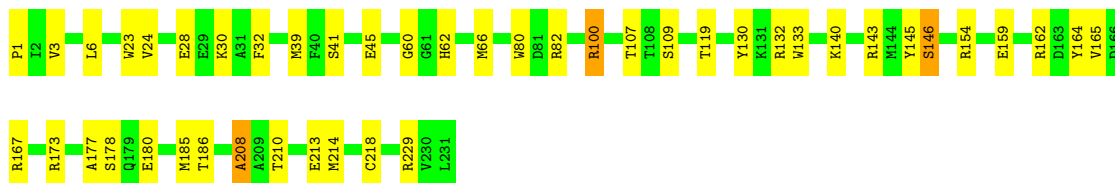


• Molecule 1: capsid protein

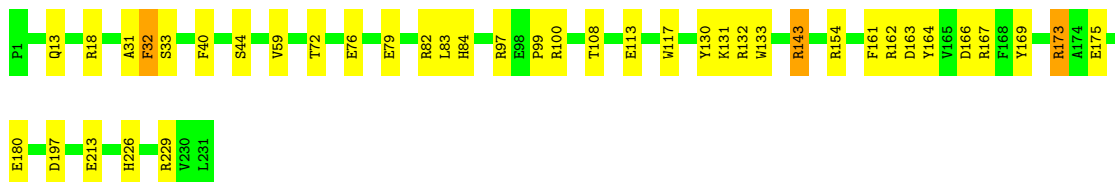
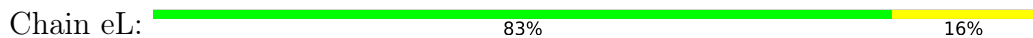


• Molecule 1: capsid protein

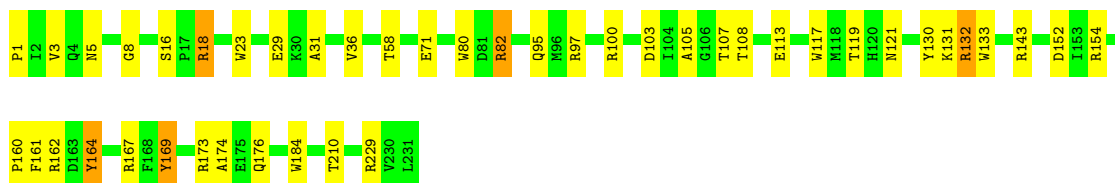
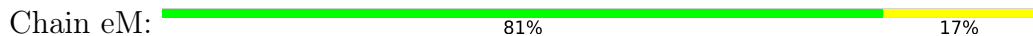




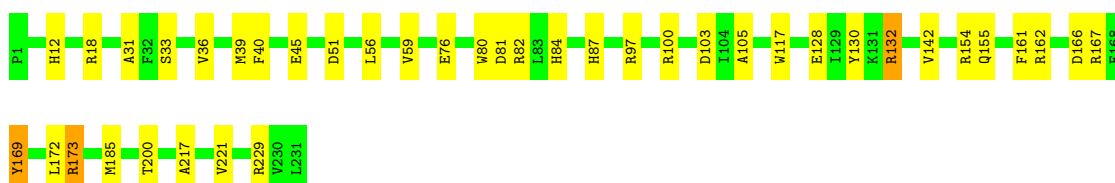
• Molecule 1: capsid protein



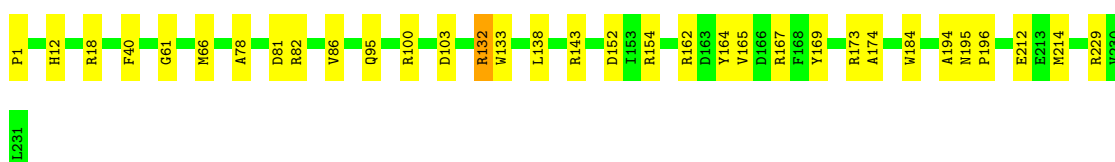
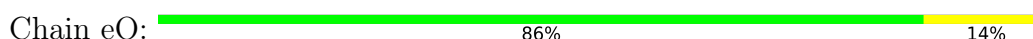
• Molecule 1: capsid protein



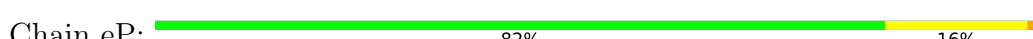
• Molecule 1: capsid protein

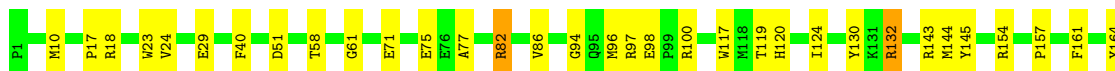


• Molecule 1: capsid protein


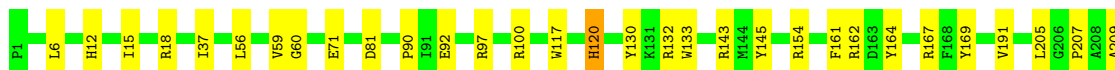
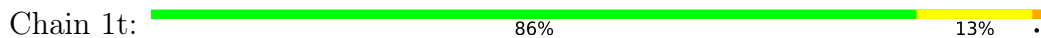


• Molecule 1: capsid protein


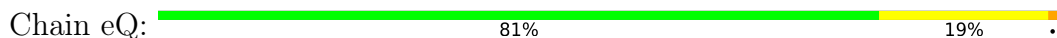




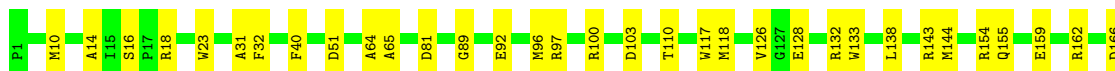
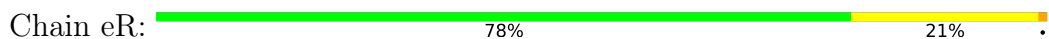
• Molecule 1: capsid protein



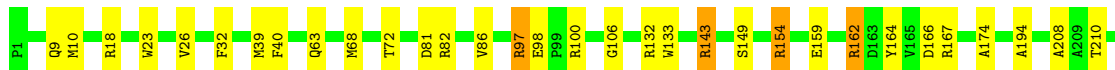
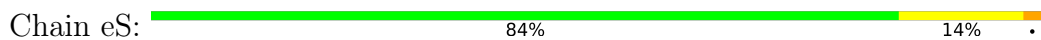
• Molecule 1: capsid protein



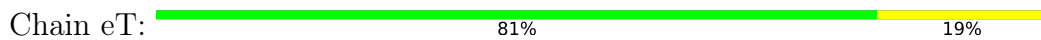
• Molecule 1: capsid protein



• Molecule 1: capsid protein

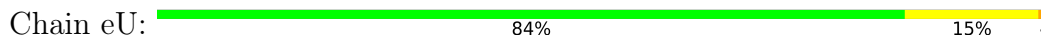


• Molecule 1: capsid protein


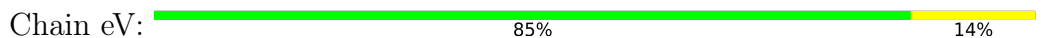




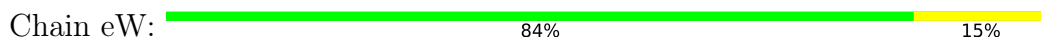
• Molecule 1: capsid protein



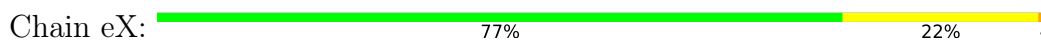
• Molecule 1: capsid protein



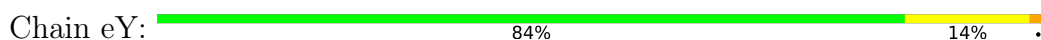
• Molecule 1: capsid protein

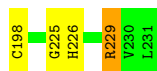


• Molecule 1: capsid protein



• Molecule 1: capsid protein





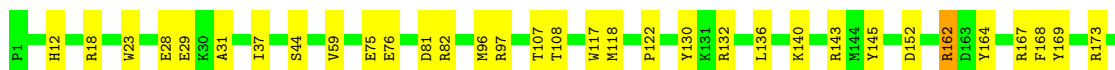
- Molecule 1: capsid protein

Chain eZ: 82% 16%




- Molecule 1: capsid protein

Chain 1u: 84% 16%



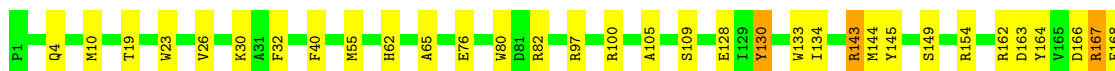
- Molecule 1: capsid protein

Chain f0: 83% 17%



- Molecule 1: capsid protein

Chain f1: 81% 18%

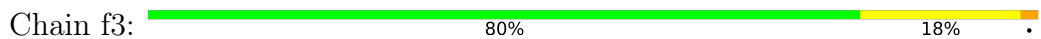


- Molecule 1: capsid protein

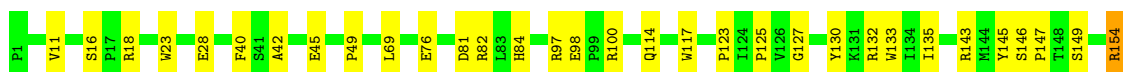
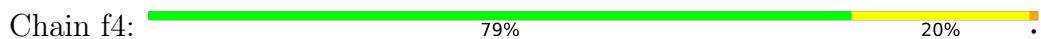
Chain f2: 87% 12%



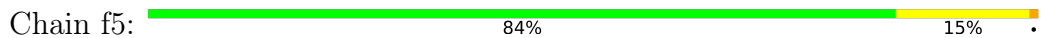
• Molecule 1: capsid protein



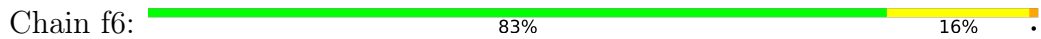
• Molecule 1: capsid protein



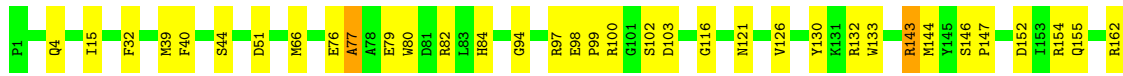
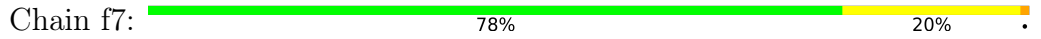
• Molecule 1: capsid protein

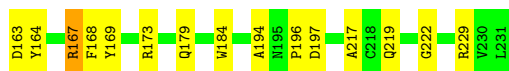


• Molecule 1: capsid protein

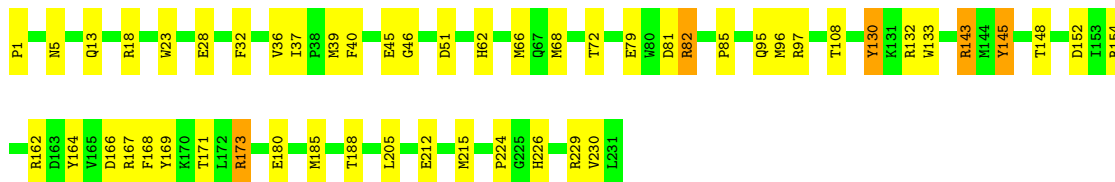
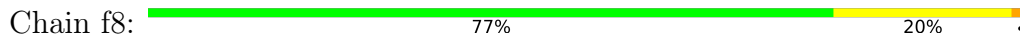


• Molecule 1: capsid protein

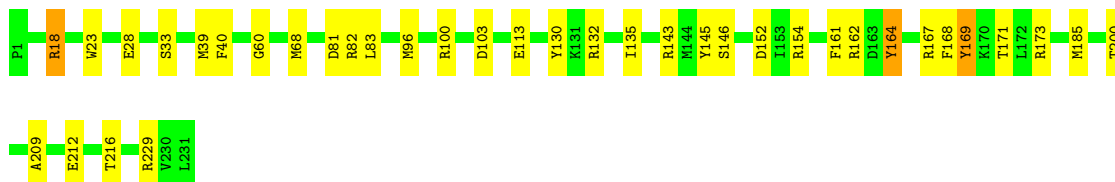
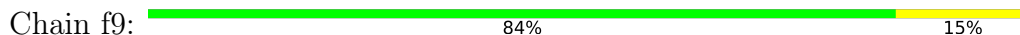




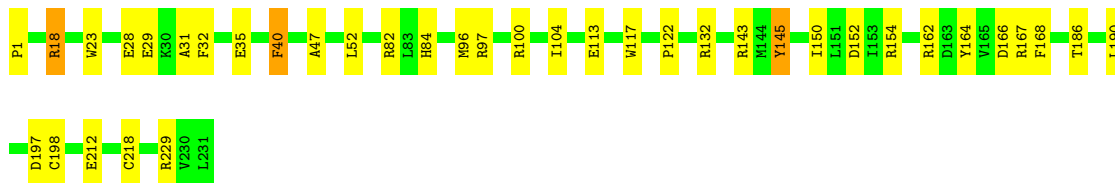
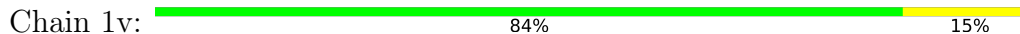
• Molecule 1: capsid protein



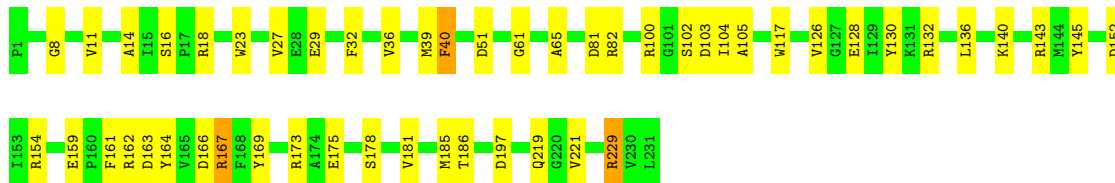
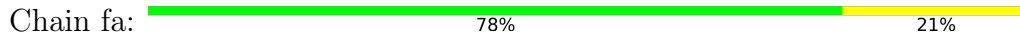
• Molecule 1: capsid protein



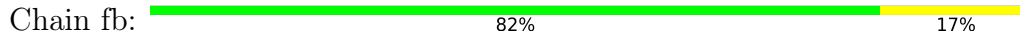
• Molecule 1: capsid protein



• Molecule 1: capsid protein

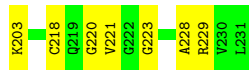
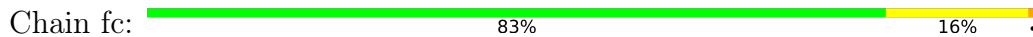


• Molecule 1: capsid protein

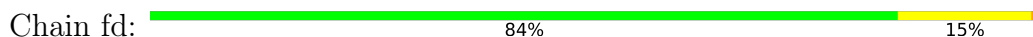




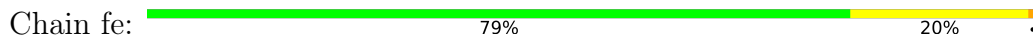
• Molecule 1: capsid protein



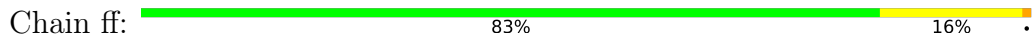
• Molecule 1: capsid protein



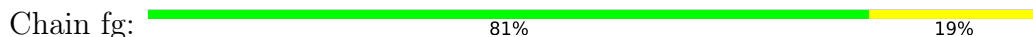
• Molecule 1: capsid protein

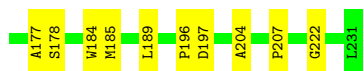


• Molecule 1: capsid protein

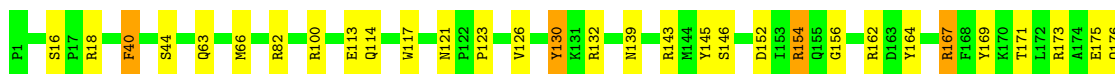
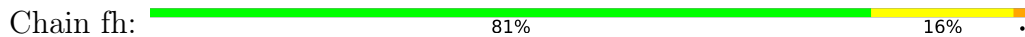


• Molecule 1: capsid protein

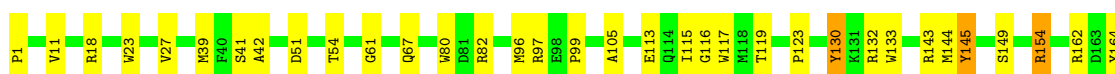
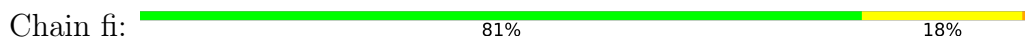




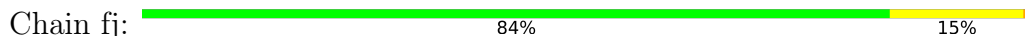
• Molecule 1: capsid protein



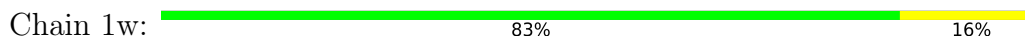
• Molecule 1: capsid protein



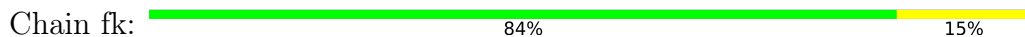
• Molecule 1: capsid protein



• Molecule 1: capsid protein

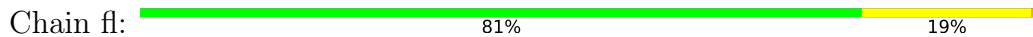


• Molecule 1: capsid protein

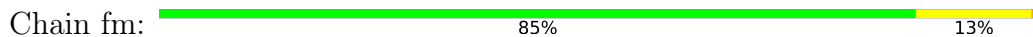




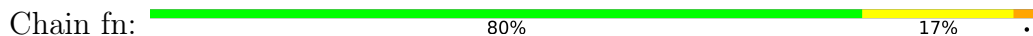
• Molecule 1: capsid protein




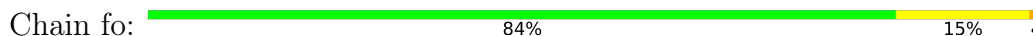
• Molecule 1: capsid protein



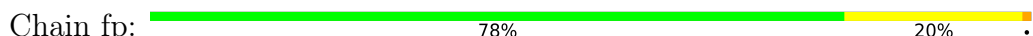
• Molecule 1: capsid protein



• Molecule 1: capsid protein

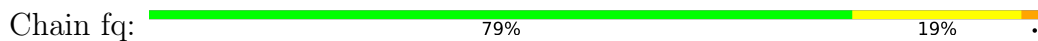


• Molecule 1: capsid protein

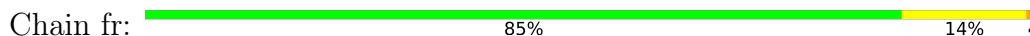




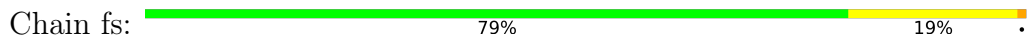
• Molecule 1: capsid protein



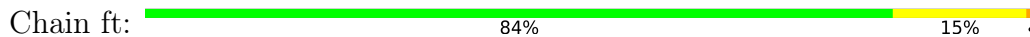
• Molecule 1: capsid protein



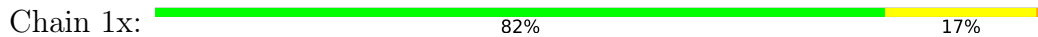
• Molecule 1: capsid protein

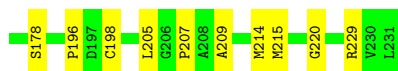


• Molecule 1: capsid protein

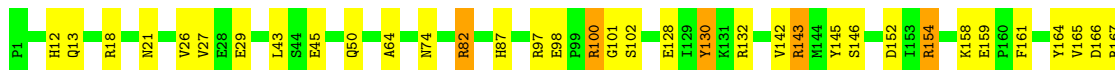
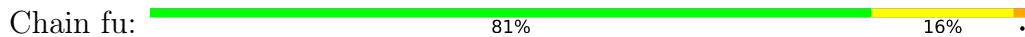


• Molecule 1: capsid protein

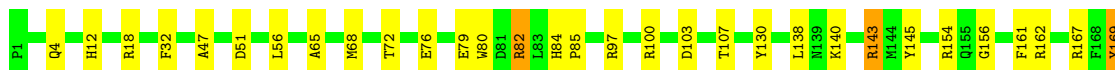
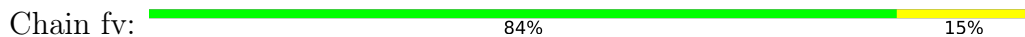




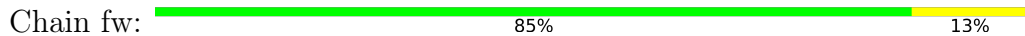
• Molecule 1: capsid protein



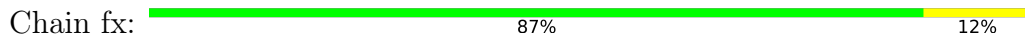
• Molecule 1: capsid protein




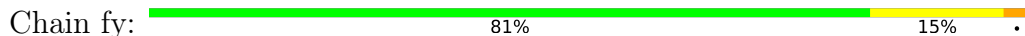
• Molecule 1: capsid protein



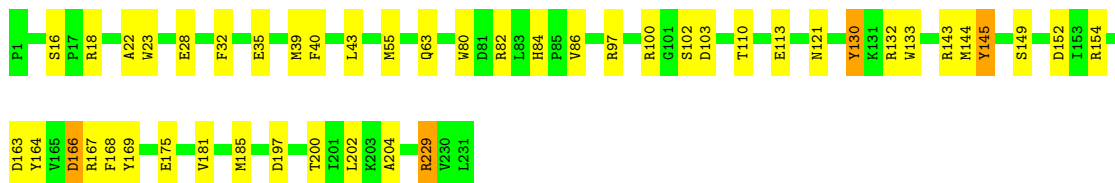
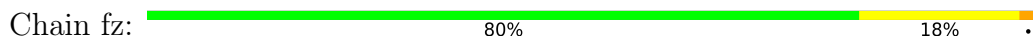
• Molecule 1: capsid protein



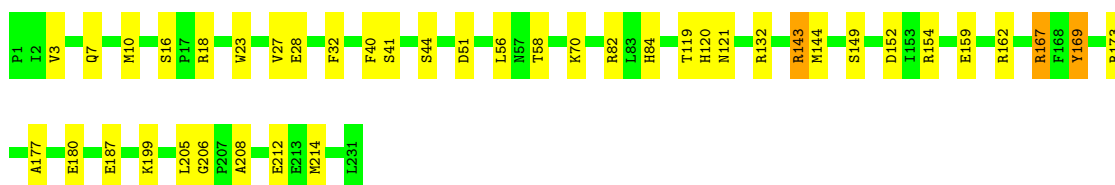
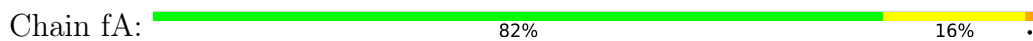
• Molecule 1: capsid protein



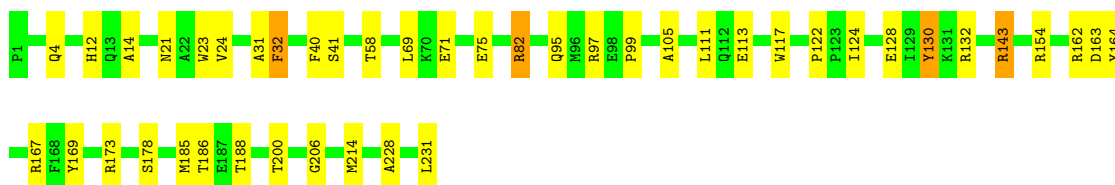
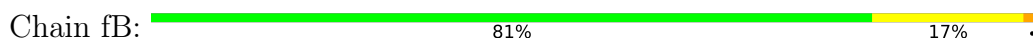
• Molecule 1: capsid protein



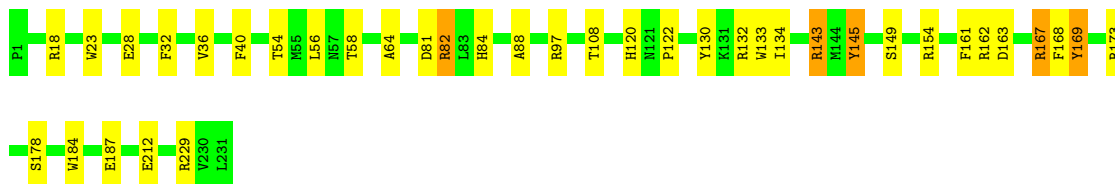
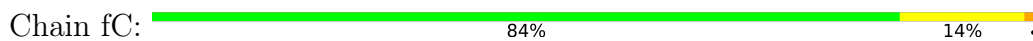
• Molecule 1: capsid protein



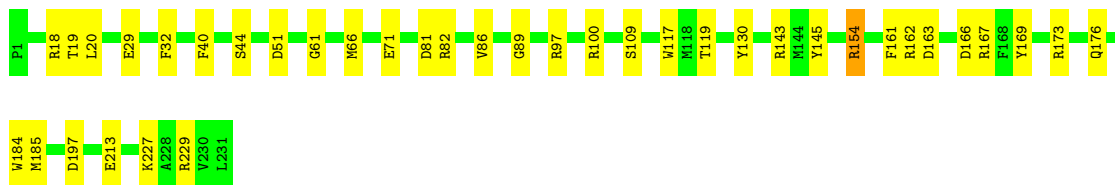
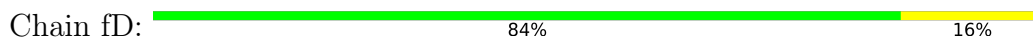
• Molecule 1: capsid protein



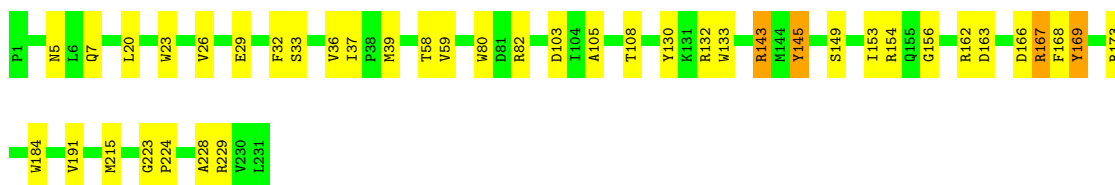
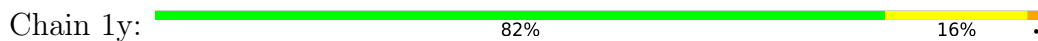
• Molecule 1: capsid protein



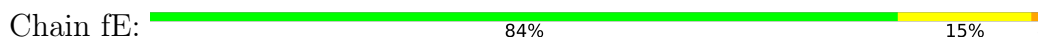
• Molecule 1: capsid protein



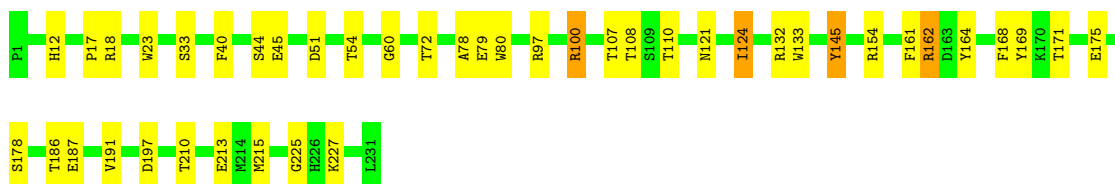
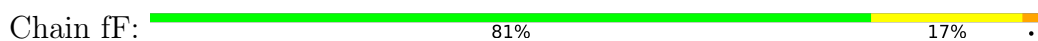
• Molecule 1: capsid protein



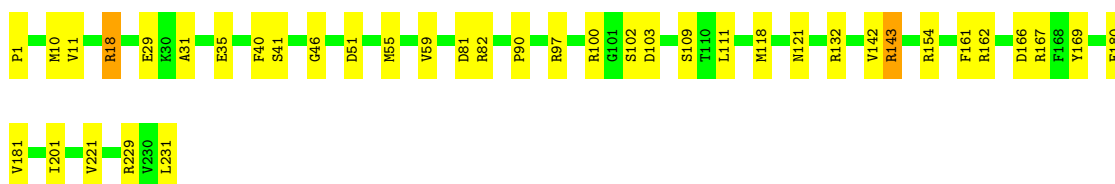
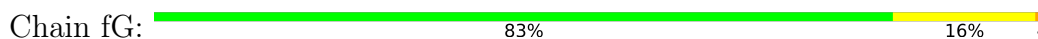
• Molecule 1: capsid protein



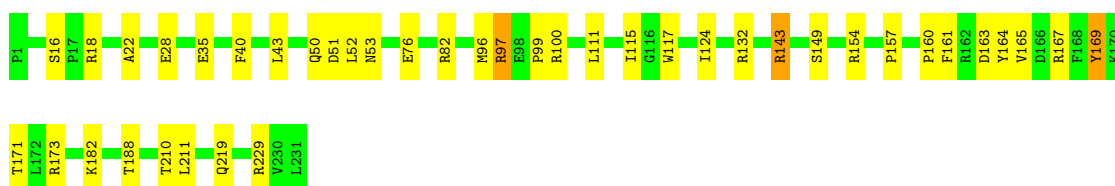
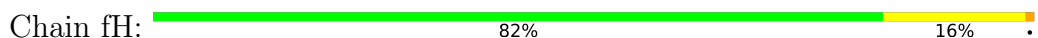
• Molecule 1: capsid protein



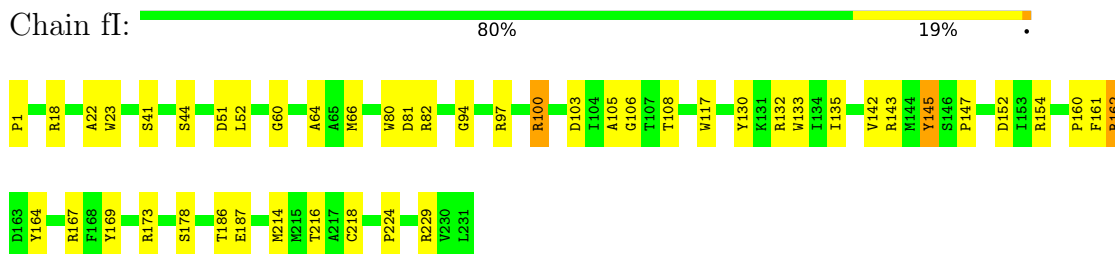
• Molecule 1: capsid protein



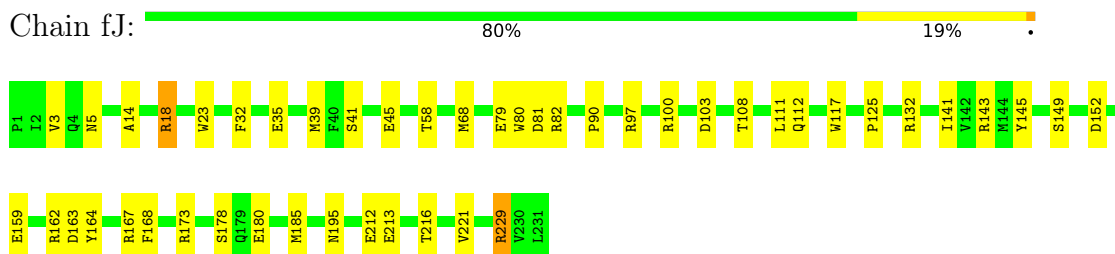
• Molecule 1: capsid protein



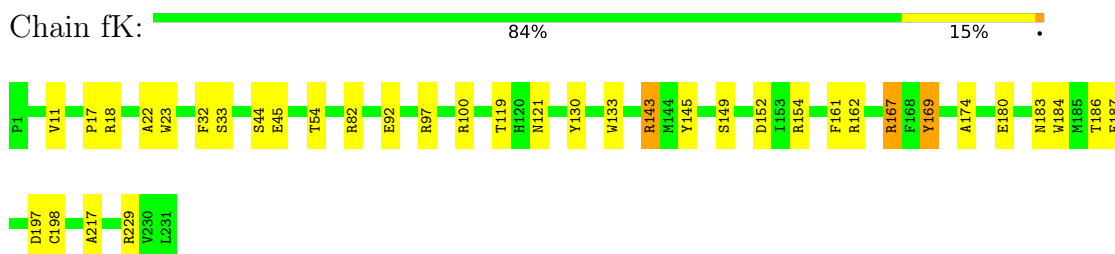
• Molecule 1: capsid protein



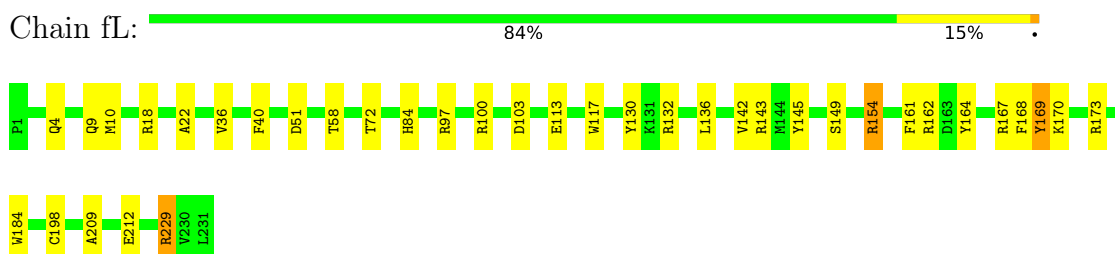
• Molecule 1: capsid protein



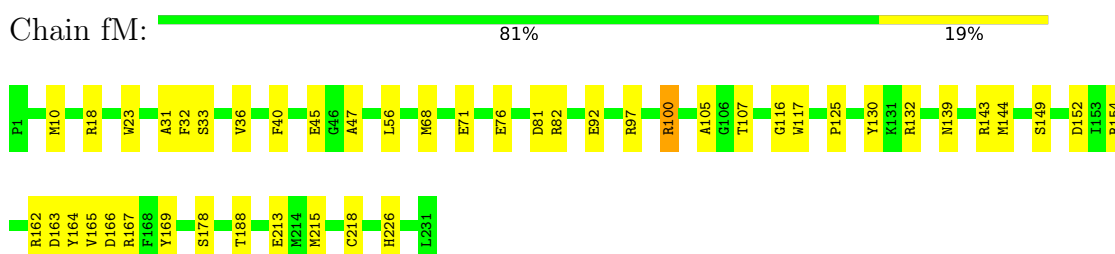
• Molecule 1: capsid protein



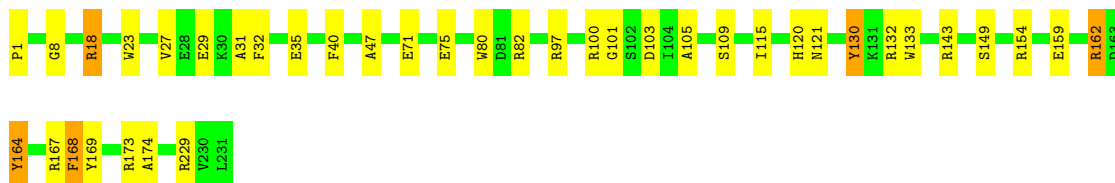
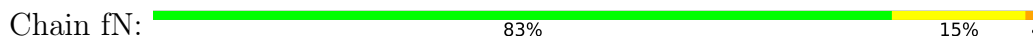
• Molecule 1: capsid protein



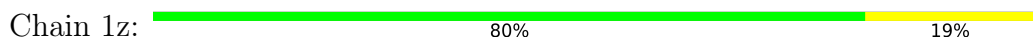
• Molecule 1: capsid protein



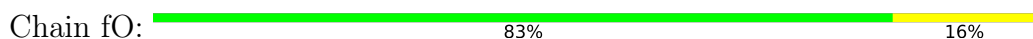
• Molecule 1: capsid protein



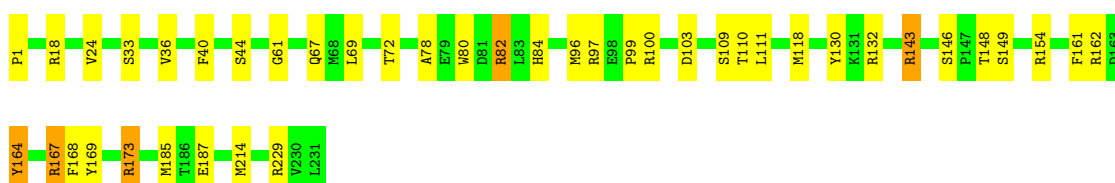
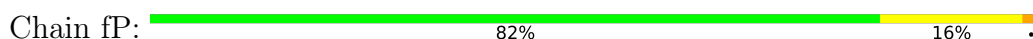
• Molecule 1: capsid protein



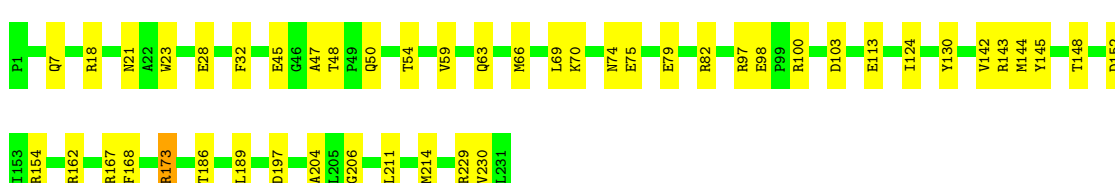
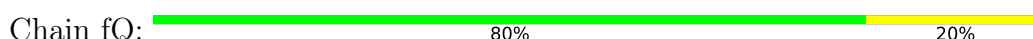
• Molecule 1: capsid protein



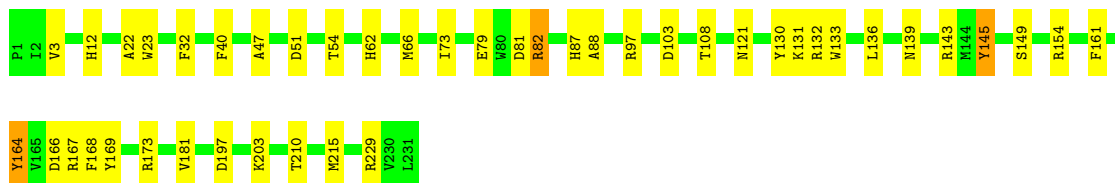
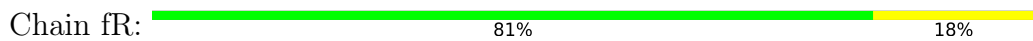
• Molecule 1: capsid protein



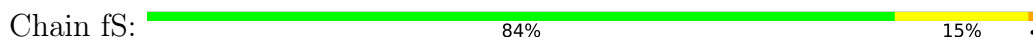
• Molecule 1: capsid protein



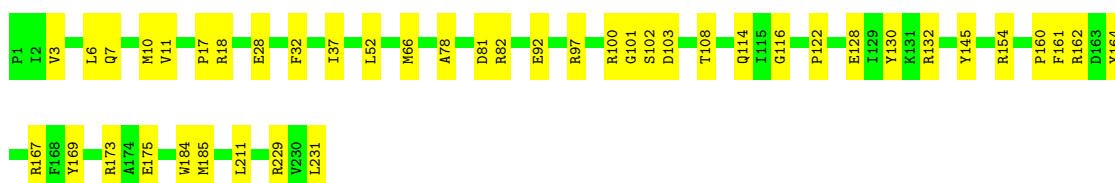
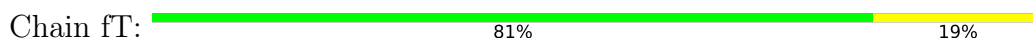
• Molecule 1: capsid protein



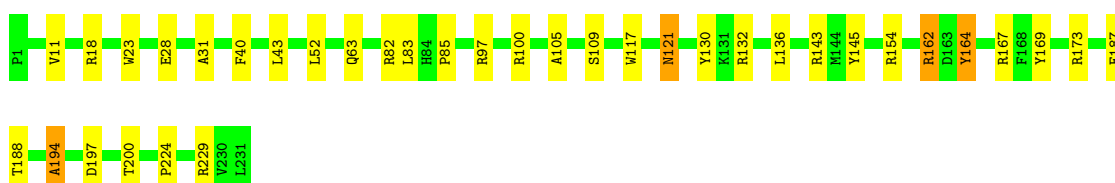
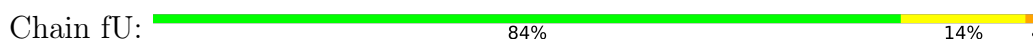
• Molecule 1: capsid protein



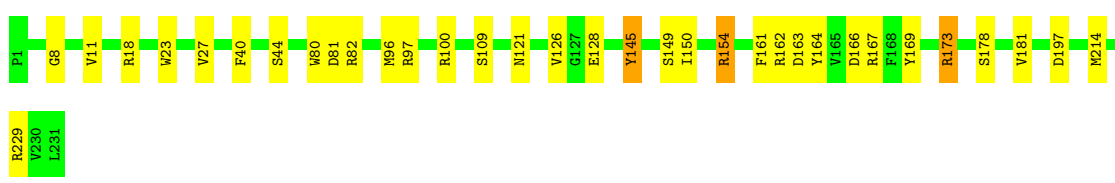
• Molecule 1: capsid protein



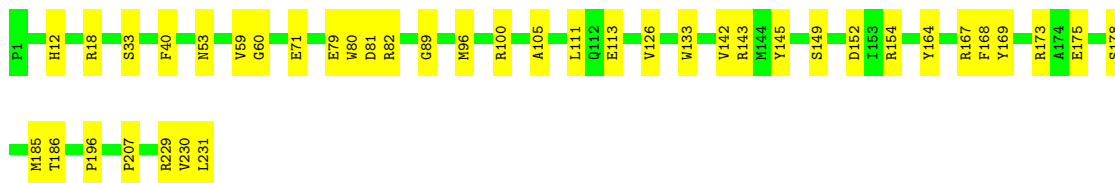
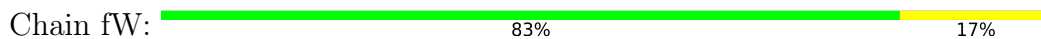
• Molecule 1: capsid protein



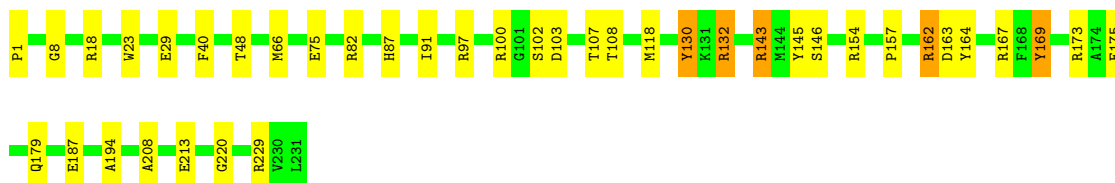
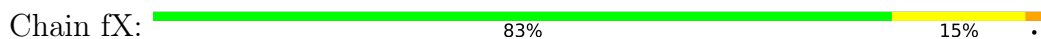
• Molecule 1: capsid protein



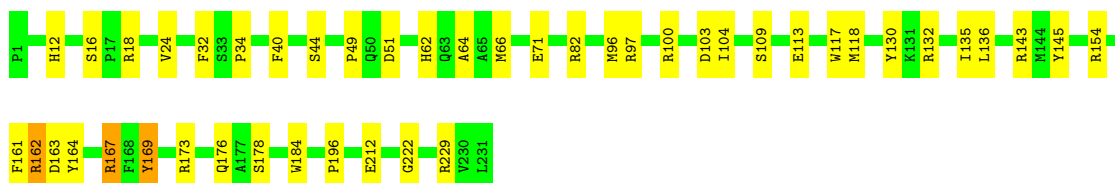
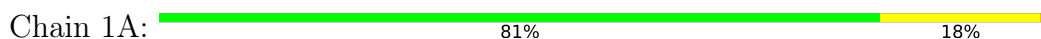
• Molecule 1: capsid protein



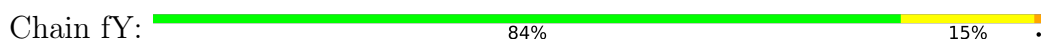
• Molecule 1: capsid protein



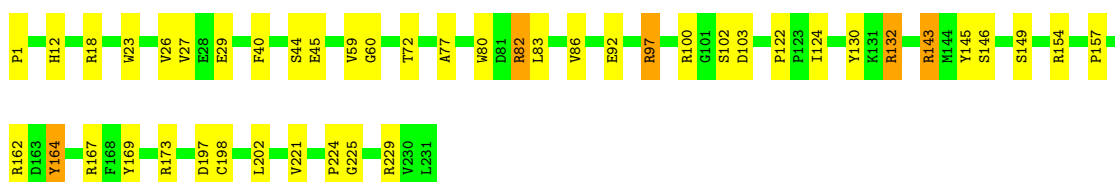
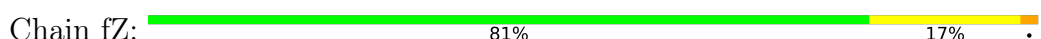
• Molecule 1: capsid protein




• Molecule 1: capsid protein

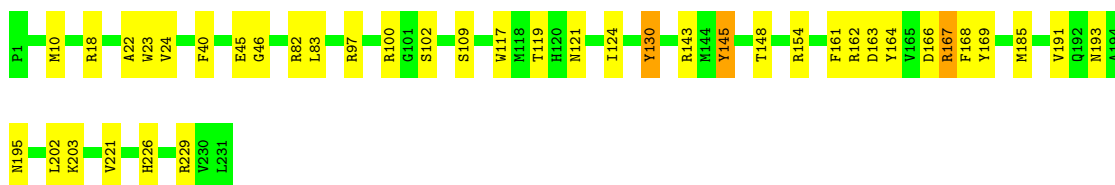


• Molecule 1: capsid protein




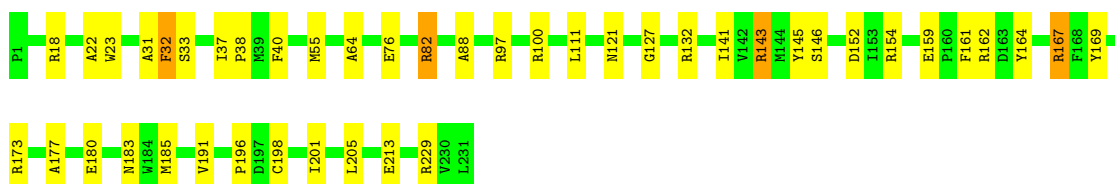
• Molecule 1: capsid protein

Chain g0:  83% 16%




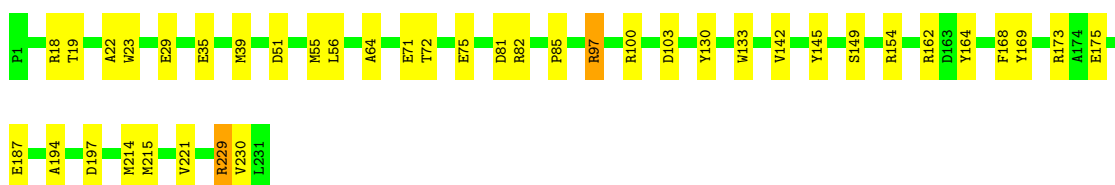
• Molecule 1: capsid protein

Chain g1:  81% 17%




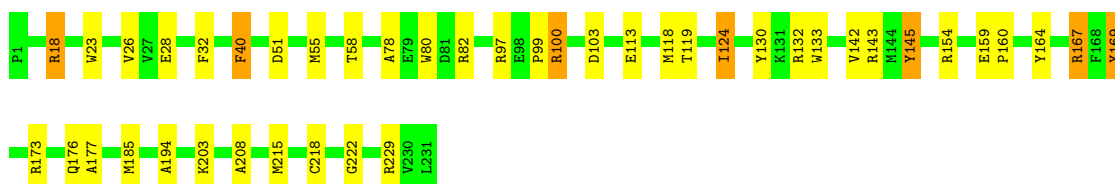
• Molecule 1: capsid protein

Chain g2:  83% 16%




• Molecule 1: capsid protein

Chain g3:  81% 16%



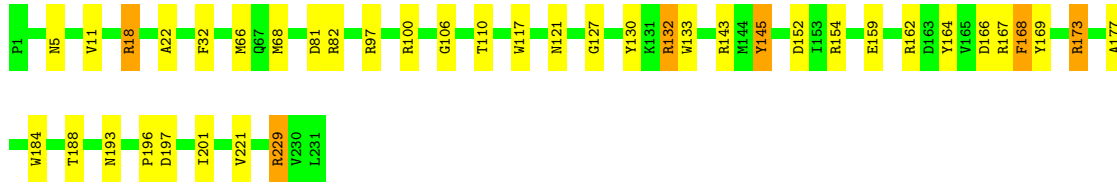
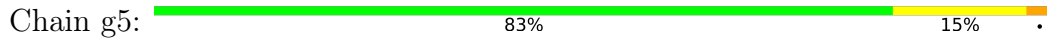
• Molecule 1: capsid protein

Chain g4:  80% 18%

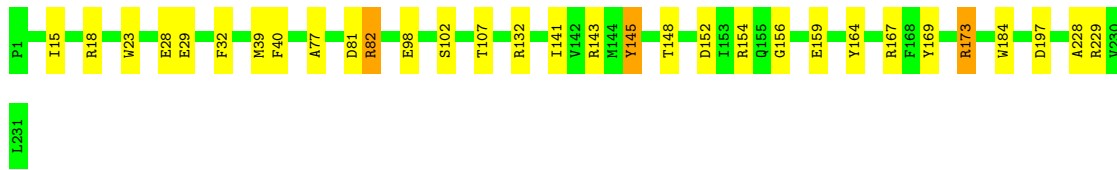
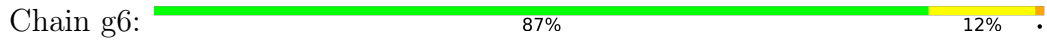




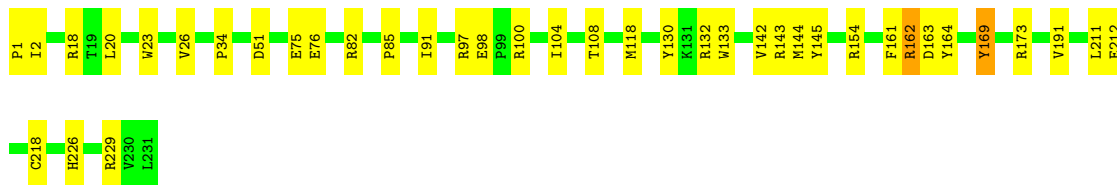
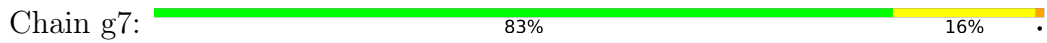
• Molecule 1: capsid protein



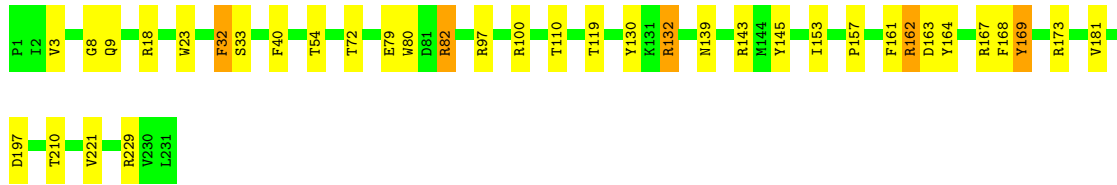
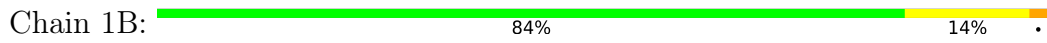
• Molecule 1: capsid protein



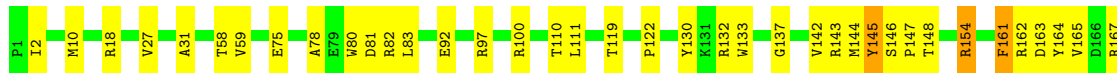
• Molecule 1: capsid protein



• Molecule 1: capsid protein

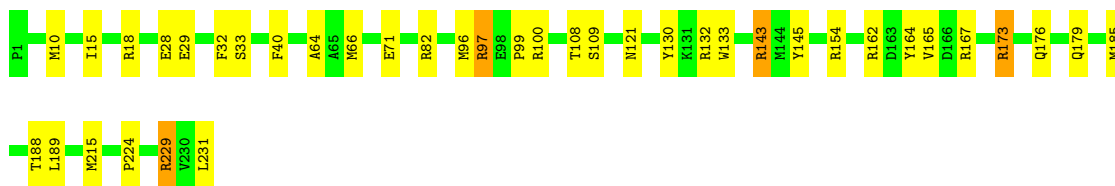
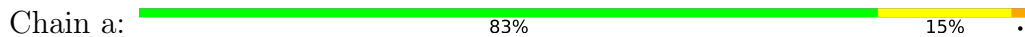


• Molecule 1: capsid protein

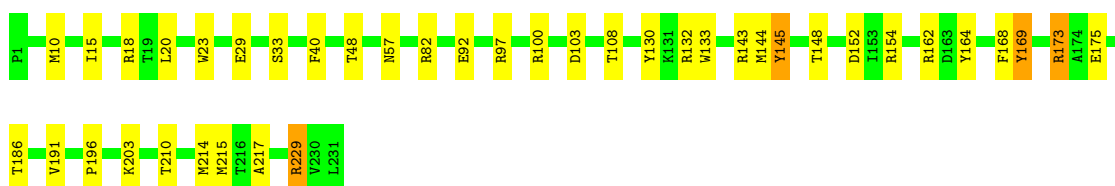
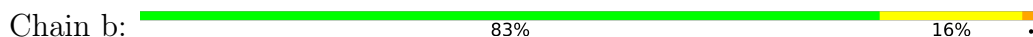




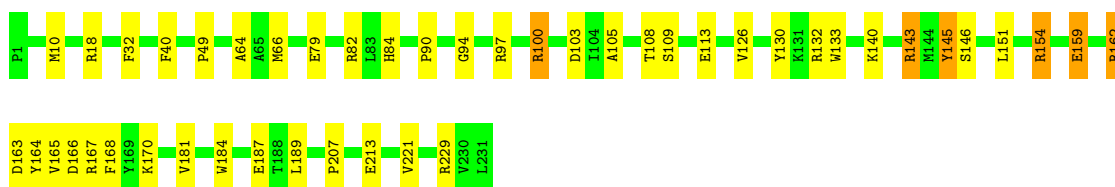
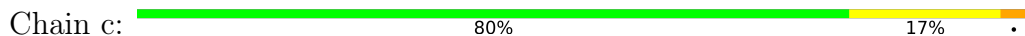
• Molecule 1: capsid protein



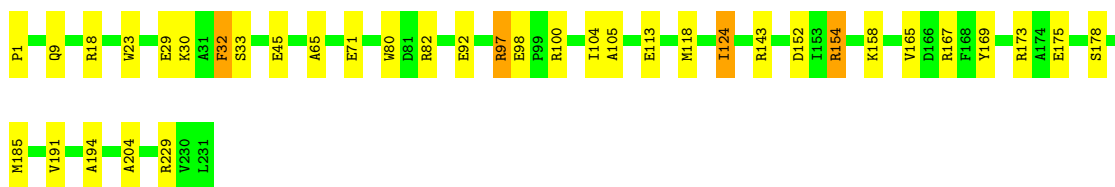
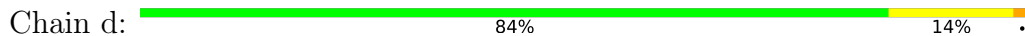
• Molecule 1: capsid protein



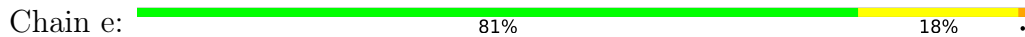
• Molecule 1: capsid protein



• Molecule 1: capsid protein

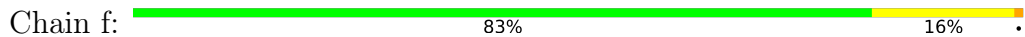


• Molecule 1: capsid protein

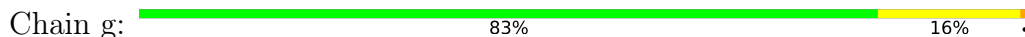




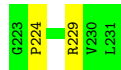
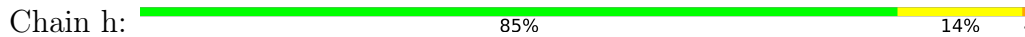
• Molecule 1: capsid protein



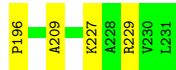
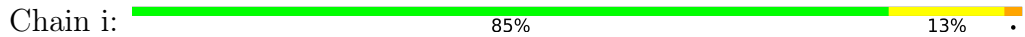
• Molecule 1: capsid protein



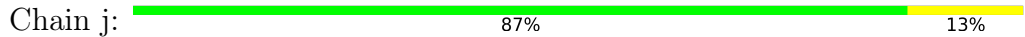
• Molecule 1: capsid protein

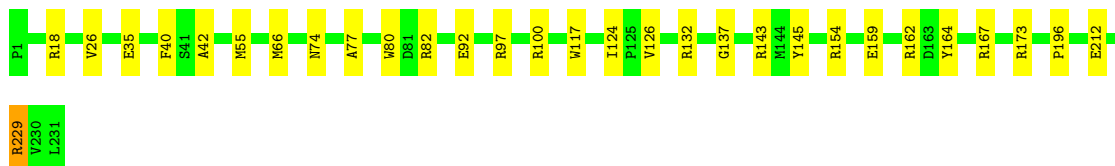


• Molecule 1: capsid protein

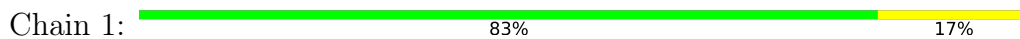


• Molecule 1: capsid protein

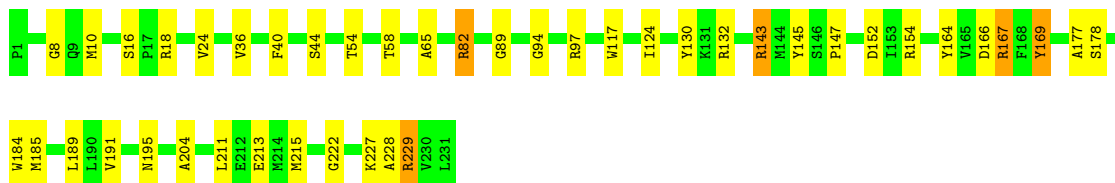
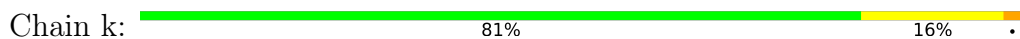





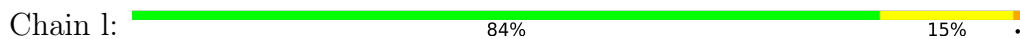
• Molecule 1: capsid protein



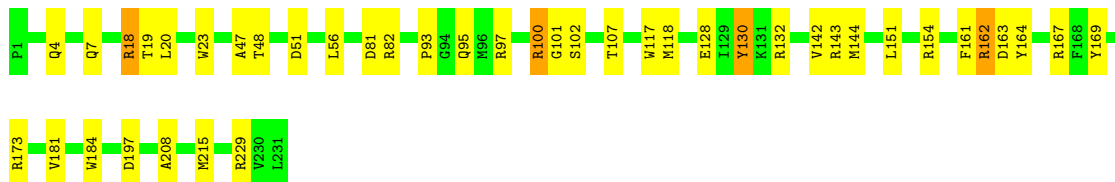
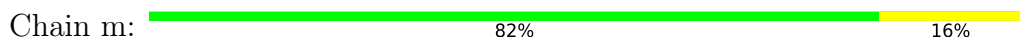
• Molecule 1: capsid protein



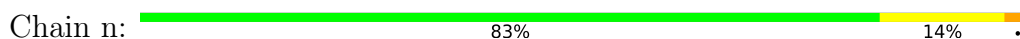
• Molecule 1: capsid protein

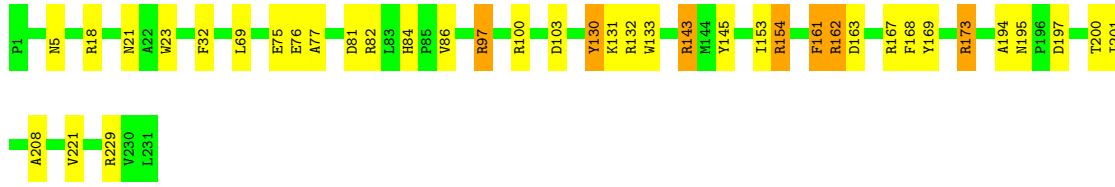


• Molecule 1: capsid protein

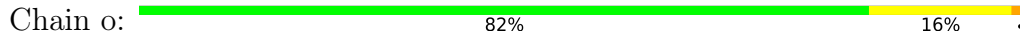


• Molecule 1: capsid protein

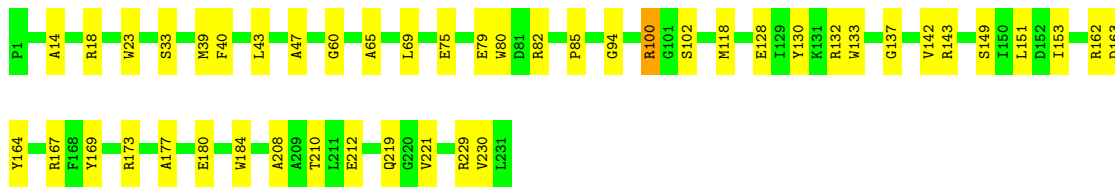
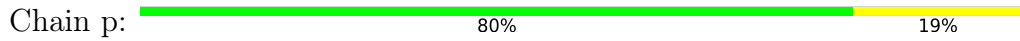




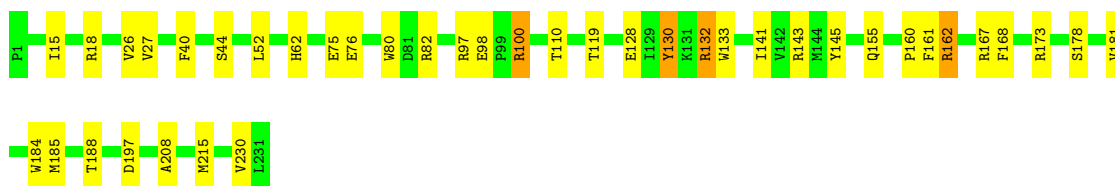
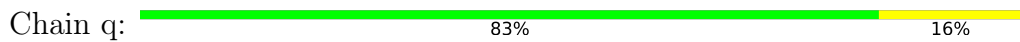
• Molecule 1: capsid protein



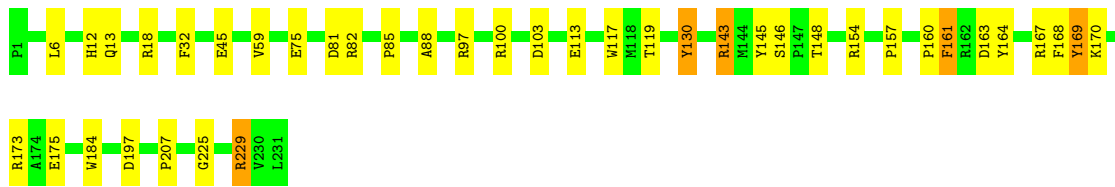
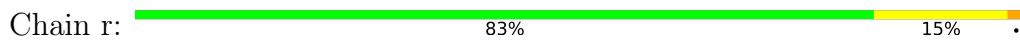
• Molecule 1: capsid protein




• Molecule 1: capsid protein

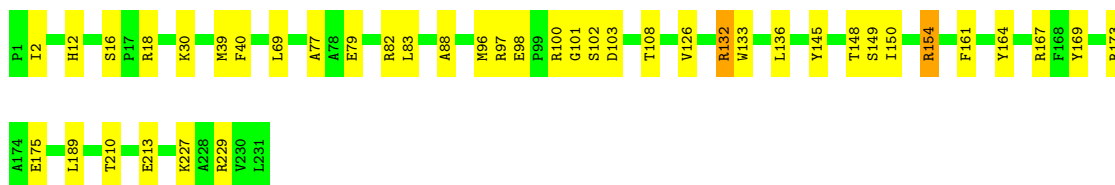


• Molecule 1: capsid protein




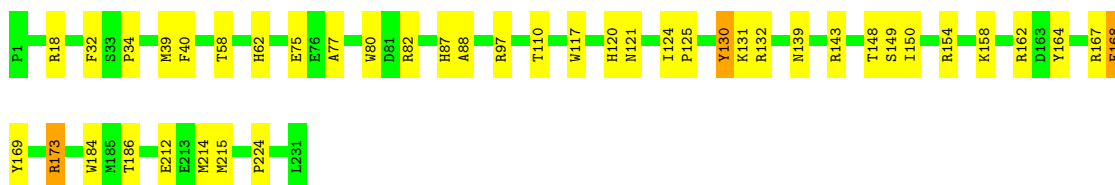
• Molecule 1: capsid protein

Chain s:  82% 17%




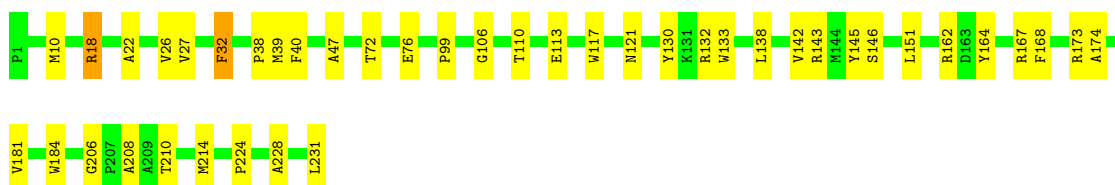
• Molecule 1: capsid protein

Chain t:  82% 17%




• Molecule 1: capsid protein

Chain 2:  82% 17%




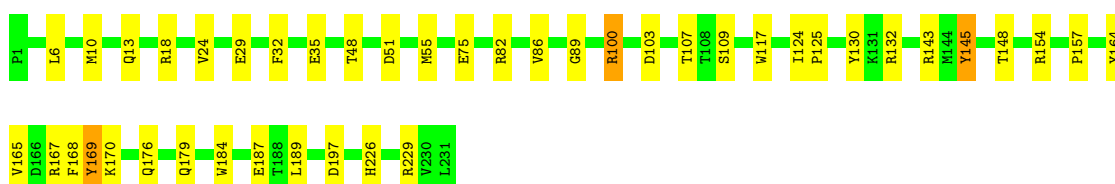
• Molecule 1: capsid protein

Chain u:  84% 16%

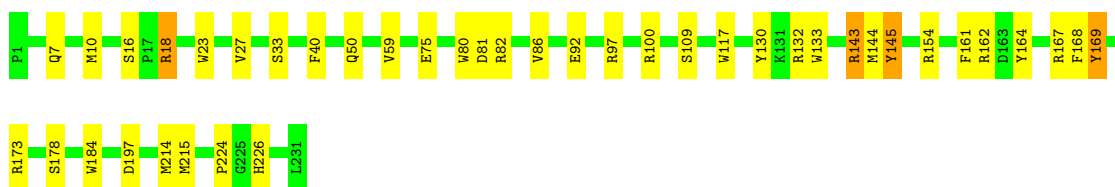
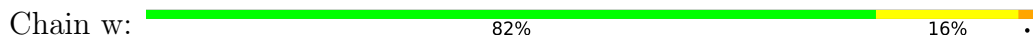


• Molecule 1: capsid protein

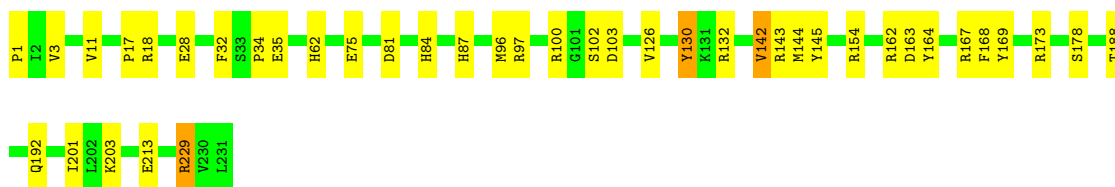
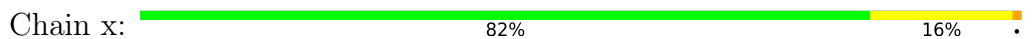
Chain v:  81% 17%



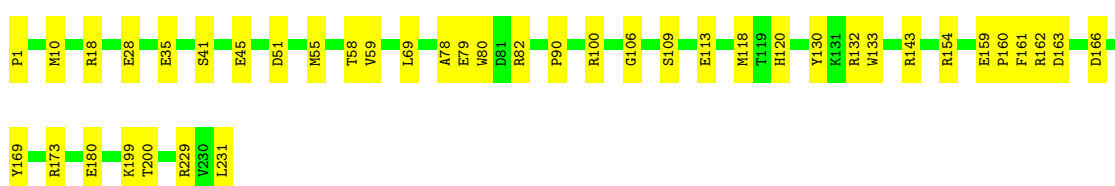
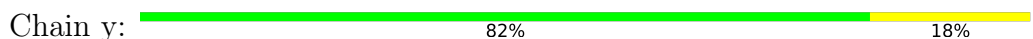
• Molecule 1: capsid protein



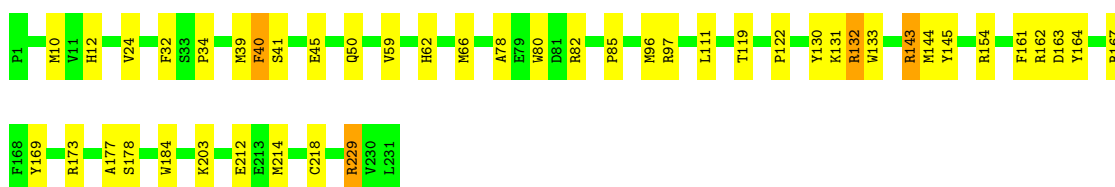
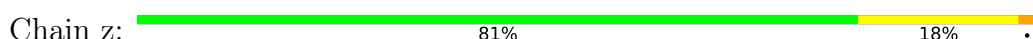
• Molecule 1: capsid protein



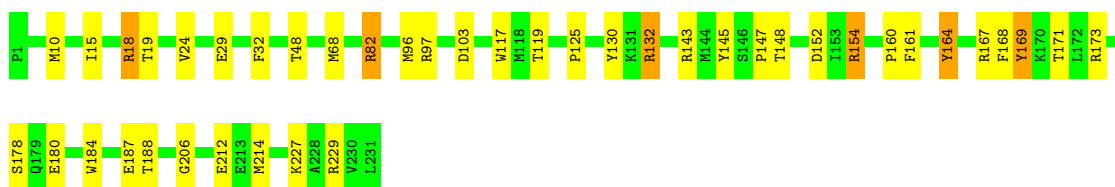
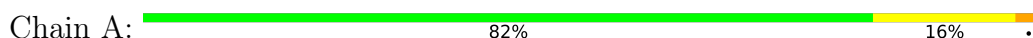
• Molecule 1: capsid protein



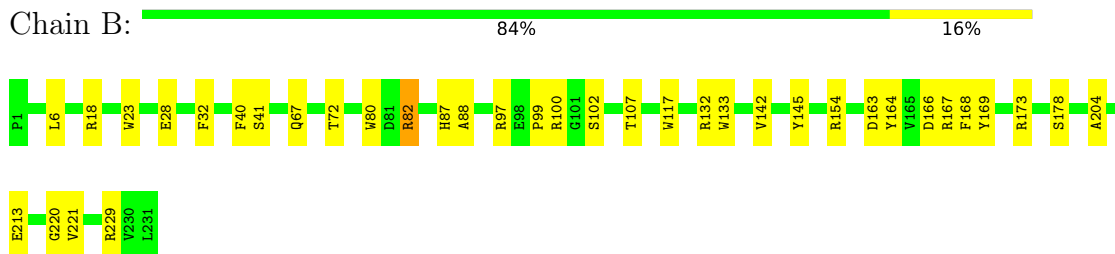
• Molecule 1: capsid protein



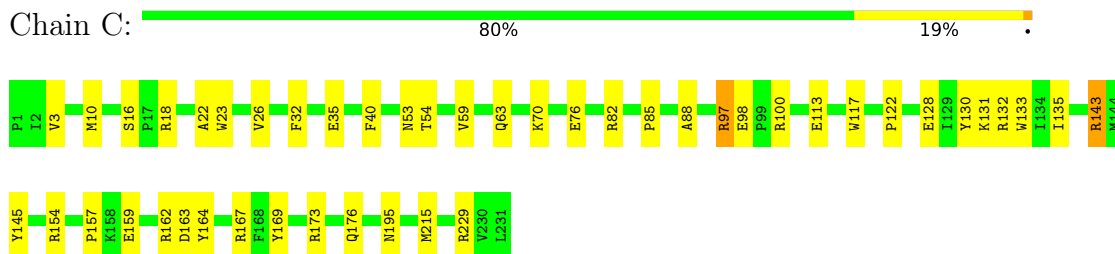
• Molecule 1: capsid protein



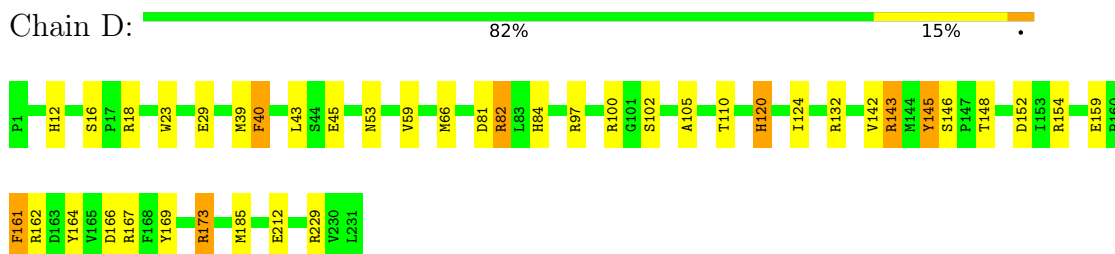
• Molecule 1: capsid protein



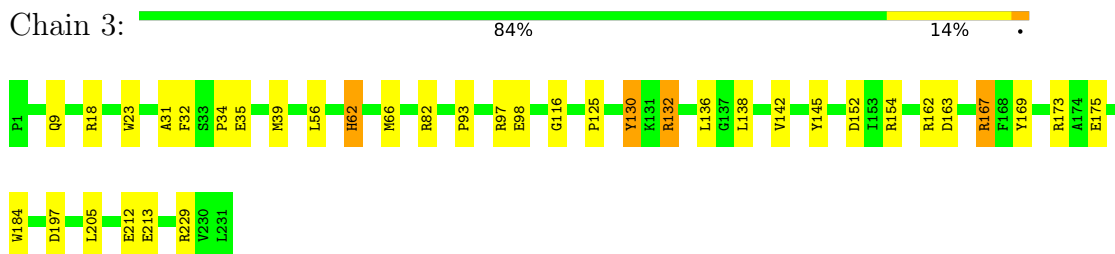
- Molecule 1: capsid protein



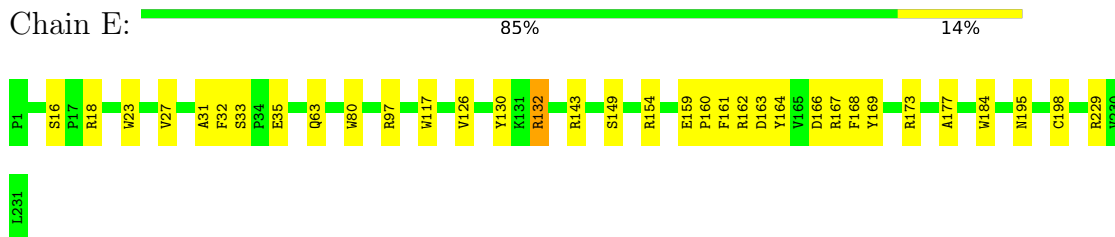
- Molecule 1: capsid protein



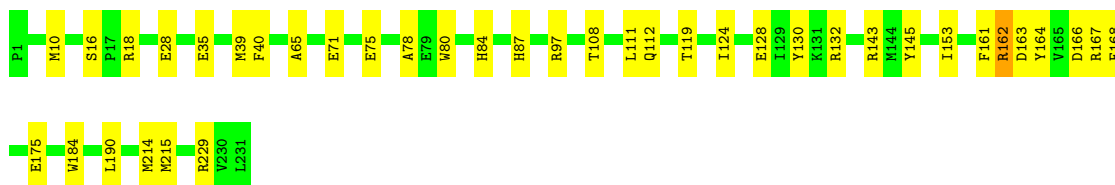
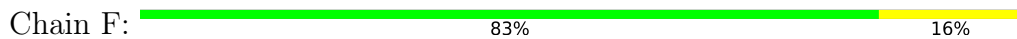
- Molecule 1: capsid protein



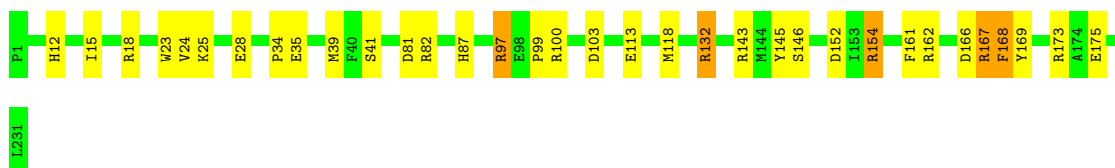
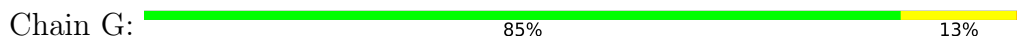
- Molecule 1: capsid protein



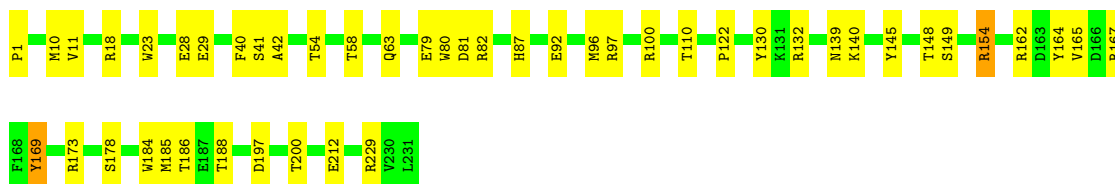
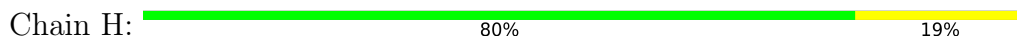
- Molecule 1: capsid protein



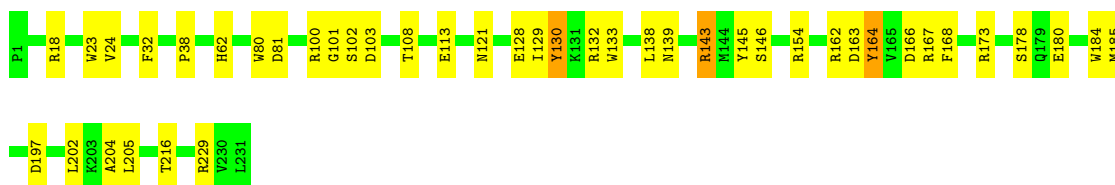
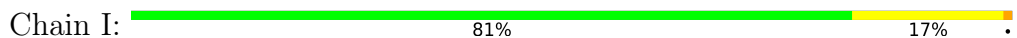
• Molecule 1: capsid protein



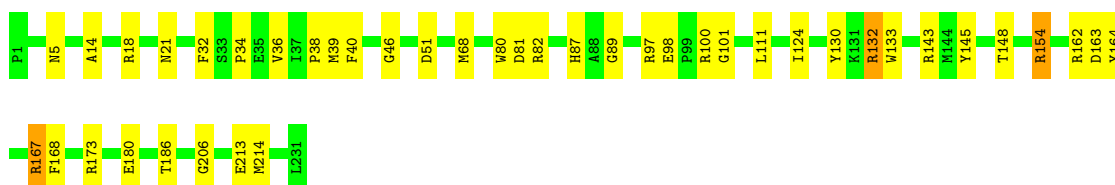
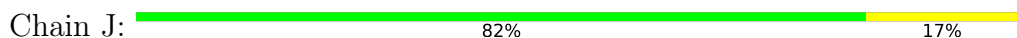
• Molecule 1: capsid protein




• Molecule 1: capsid protein

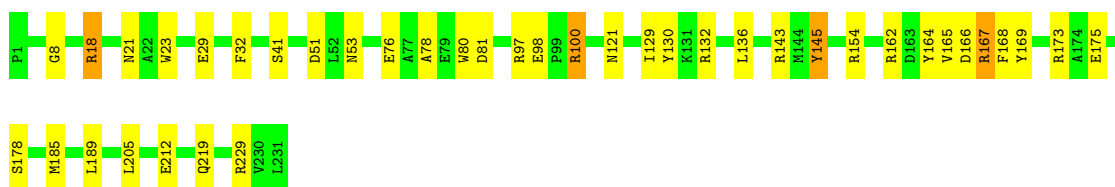


• Molecule 1: capsid protein




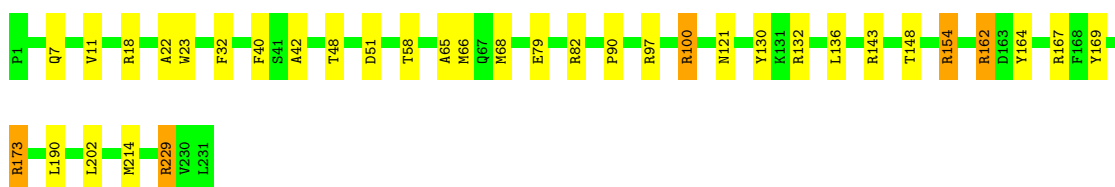
• Molecule 1: capsid protein

Chain K:  83% 16%




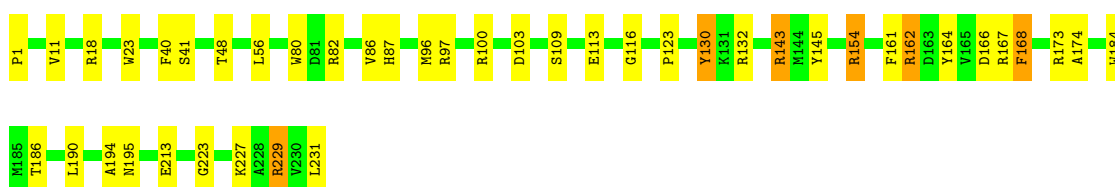
• Molecule 1: capsid protein

Chain L:  85% 13%




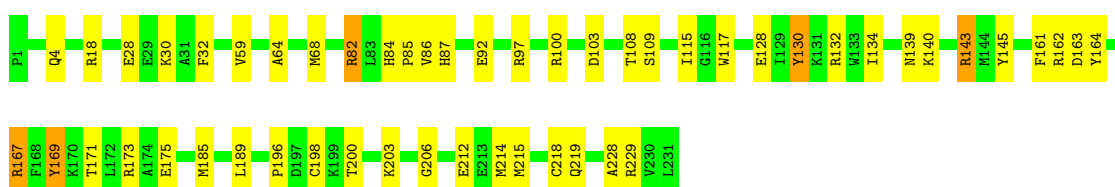
• Molecule 1: capsid protein

Chain M:  81% 16%




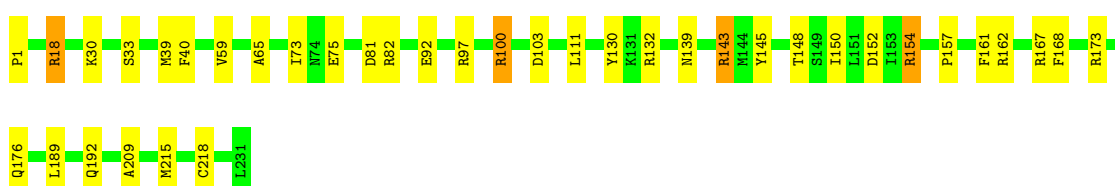
• Molecule 1: capsid protein

Chain N:  77% 20%



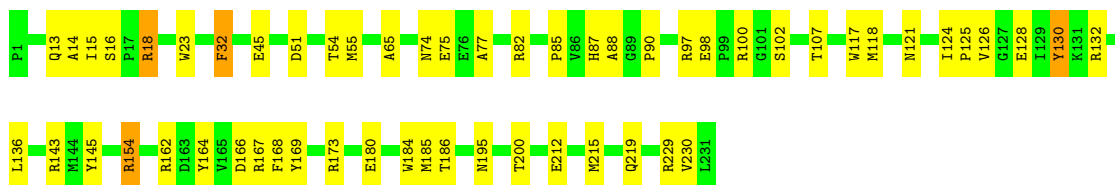
• Molecule 1: capsid protein

Chain 4:  84% 15%




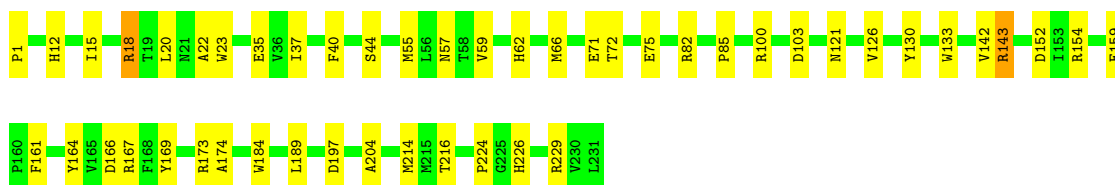
• Molecule 1: capsid protein

Chain O:  76% 23%




• Molecule 1: capsid protein

Chain P:  79% 20%



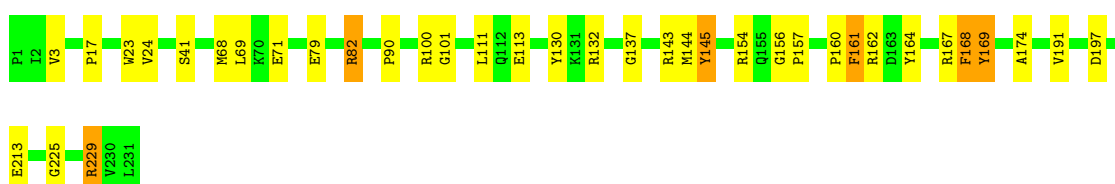
• Molecule 1: capsid protein

Chain Q:  81% 17%




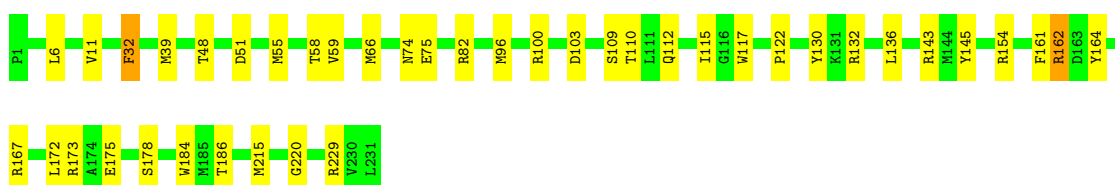
• Molecule 1: capsid protein

Chain R:  84% 13%



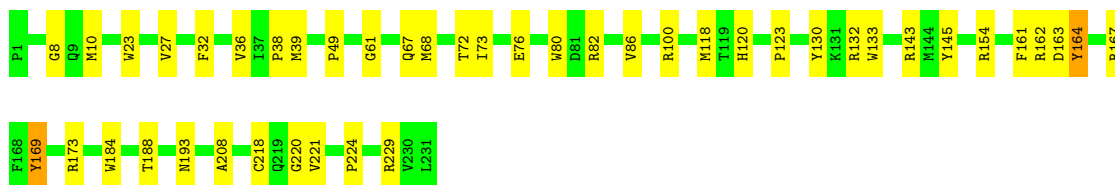
• Molecule 1: capsid protein

Chain S:  82% 17%



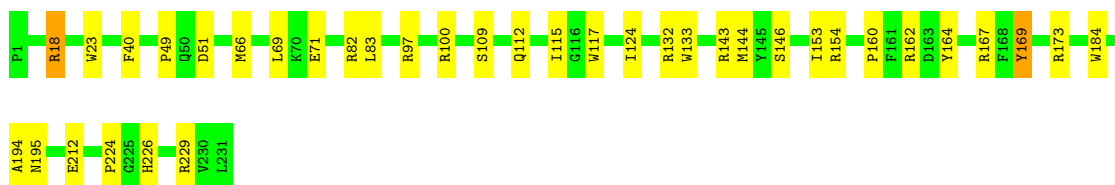
• Molecule 1: capsid protein

Chain T:  81% 18%



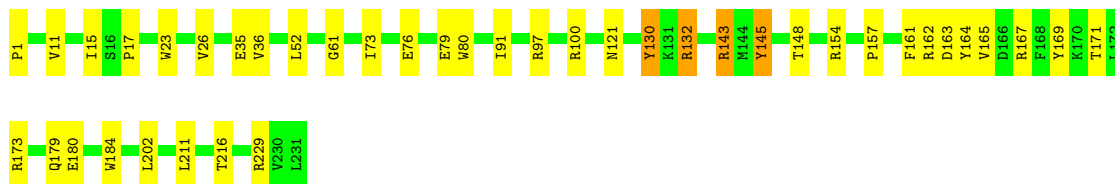
- Molecule 1: capsid protein

Chain U:  84% 15%



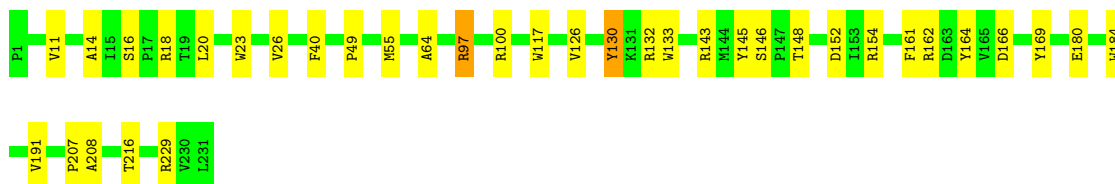
- Molecule 1: capsid protein

Chain V:  82% 16%



- Molecule 1: capsid protein

Chain W:  84% 15%




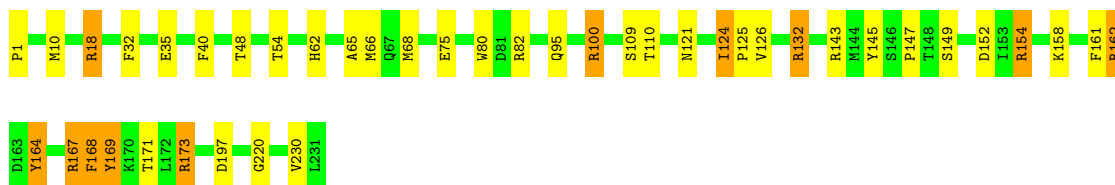
- Molecule 1: capsid protein

Chain X:  81% 19%




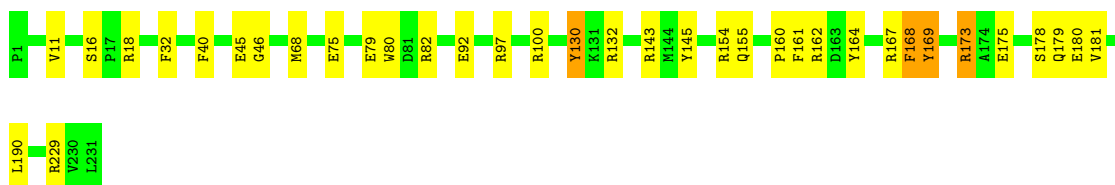
- Molecule 1: capsid protein

Chain 5:  82% 13% 5%




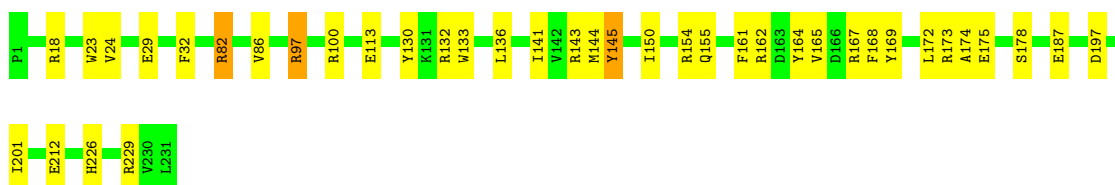
• Molecule 1: capsid protein

Chain 6:  84% 14%




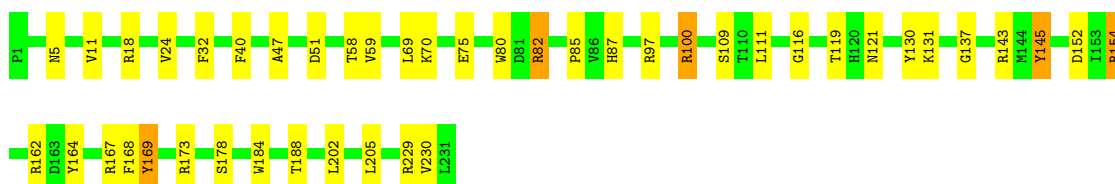
• Molecule 1: capsid protein

Chain 7:  83% 16%




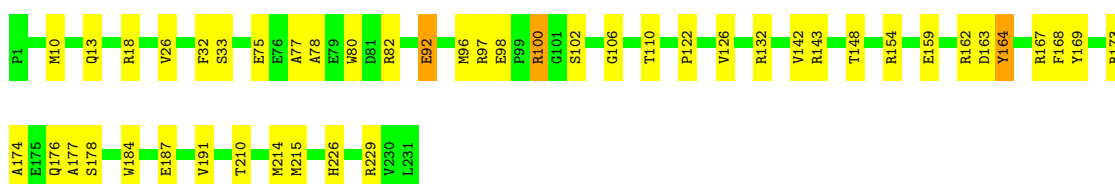
• Molecule 1: capsid protein

Chain 8:  81% 17%



• Molecule 1: capsid protein

Chain 9:  80% 19%



4 Experimental information

Property	Value	Source
EM reconstruction method	TOMOGRAPHY	Depositor
Imposed symmetry	POINT, C1	Depositor
Number of tilted images used	Not provided	
Resolution determination method	Not provided	
CTF correction method	Not provided	
Microscope	FEI POLARA 300	Depositor
Voltage (kV)	300	Depositor
Electron dose ($e^-/\text{\AA}^2$)	120	Depositor
Minimum defocus (nm)	8000	Depositor
Maximum defocus (nm)	8000	Depositor
Magnification	39000	Depositor
Image detector	GATAN ULTRASCAN 4000 (4k x 4k)	Depositor

5 Model quality i

5.1 Standard geometry i

The Z score for a bond length (or angle) is the number of standard deviations the observed value is removed from the expected value. A bond length (or angle) with $|Z| > 5$ is considered an outlier worth inspection. RMSZ is the root-mean-square of all Z scores of the bond lengths (or angles).

Mol	Chain	Bond lengths		Bond angles	
		RMSZ	# $ Z > 5$	RMSZ	# $ Z > 5$
1	0	1.63	8/1841 (0.4%)	2.10	56/2500 (2.2%)
1	1	1.64	12/1841 (0.7%)	2.01	50/2500 (2.0%)
1	10	1.64	12/1841 (0.7%)	2.16	47/2500 (1.9%)
1	11	1.65	14/1841 (0.8%)	2.02	35/2500 (1.4%)
1	12	1.61	5/1841 (0.3%)	2.07	44/2500 (1.8%)
1	13	1.62	12/1841 (0.7%)	1.98	34/2500 (1.4%)
1	14	1.64	9/1841 (0.5%)	2.02	43/2500 (1.7%)
1	15	1.65	14/1841 (0.8%)	2.00	44/2500 (1.8%)
1	16	1.63	12/1841 (0.7%)	1.97	46/2500 (1.8%)
1	17	1.57	9/1841 (0.5%)	1.96	35/2500 (1.4%)
1	18	1.63	15/1841 (0.8%)	2.00	46/2500 (1.8%)
1	19	1.60	13/1841 (0.7%)	2.03	50/2500 (2.0%)
1	1A	1.59	5/1841 (0.3%)	2.01	51/2500 (2.0%)
1	1B	1.67	14/1841 (0.8%)	1.89	34/2500 (1.4%)
1	1C	1.59	11/1841 (0.6%)	1.99	43/2500 (1.7%)
1	1D	1.65	12/1841 (0.7%)	2.01	48/2500 (1.9%)
1	1E	1.57	5/1841 (0.3%)	1.92	36/2500 (1.4%)
1	1F	1.66	12/1841 (0.7%)	2.03	47/2500 (1.9%)
1	1G	1.68	12/1841 (0.7%)	2.00	50/2500 (2.0%)
1	1H	1.64	17/1841 (0.9%)	2.11	51/2500 (2.0%)
1	1I	1.66	17/1841 (0.9%)	2.08	41/2500 (1.6%)
1	1J	1.68	18/1841 (1.0%)	1.93	38/2500 (1.5%)
1	1K	1.64	15/1841 (0.8%)	1.94	40/2500 (1.6%)
1	1L	1.64	9/1841 (0.5%)	2.01	40/2500 (1.6%)
1	1M	1.62	8/1841 (0.4%)	2.01	52/2500 (2.1%)
1	1N	1.62	8/1841 (0.4%)	1.98	41/2500 (1.6%)
1	1O	1.64	11/1841 (0.6%)	1.98	47/2500 (1.9%)
1	1P	1.62	13/1841 (0.7%)	1.98	41/2500 (1.6%)
1	1Q	1.64	10/1841 (0.5%)	2.04	38/2500 (1.5%)
1	1R	1.64	14/1841 (0.8%)	2.12	49/2500 (2.0%)
1	1S	1.70	14/1841 (0.8%)	2.08	42/2500 (1.7%)
1	1T	1.60	7/1841 (0.4%)	1.98	39/2500 (1.6%)
1	1U	1.61	8/1841 (0.4%)	2.03	41/2500 (1.6%)
1	1V	1.66	17/1841 (0.9%)	2.10	43/2500 (1.7%)

Mol	Chain	Bond lengths		Bond angles	
		RMSZ	# Z >5	RMSZ	# Z >5
1	1W	1.63	8/1841 (0.4%)	1.94	41/2500 (1.6%)
1	1X	1.64	15/1841 (0.8%)	2.04	44/2500 (1.8%)
1	1Y	1.64	11/1841 (0.6%)	2.02	49/2500 (2.0%)
1	1Z	1.63	10/1841 (0.5%)	2.02	41/2500 (1.6%)
1	1a	1.62	9/1841 (0.5%)	1.98	41/2500 (1.6%)
1	1b	1.60	7/1841 (0.4%)	1.97	42/2500 (1.7%)
1	1c	1.67	18/1841 (1.0%)	2.04	43/2500 (1.7%)
1	1d	1.68	20/1841 (1.1%)	2.00	55/2500 (2.2%)
1	1e	1.60	10/1841 (0.5%)	2.08	44/2500 (1.8%)
1	1f	1.60	10/1841 (0.5%)	1.98	50/2500 (2.0%)
1	1g	1.64	10/1841 (0.5%)	2.04	48/2500 (1.9%)
1	1h	1.62	9/1841 (0.5%)	2.01	51/2500 (2.0%)
1	1i	1.68	15/1841 (0.8%)	2.02	43/2500 (1.7%)
1	1j	1.64	12/1841 (0.7%)	1.98	46/2500 (1.8%)
1	1k	1.69	14/1841 (0.8%)	2.09	40/2500 (1.6%)
1	1l	1.65	9/1841 (0.5%)	2.04	45/2500 (1.8%)
1	1m	1.67	9/1841 (0.5%)	2.02	52/2500 (2.1%)
1	1n	1.68	13/1841 (0.7%)	2.06	48/2500 (1.9%)
1	1o	1.65	10/1841 (0.5%)	1.94	51/2500 (2.0%)
1	1p	1.63	6/1841 (0.3%)	1.98	39/2500 (1.6%)
1	1q	1.56	3/1841 (0.2%)	1.94	40/2500 (1.6%)
1	1r	1.62	21/1841 (1.1%)	1.91	41/2500 (1.6%)
1	1s	1.62	12/1841 (0.7%)	1.99	33/2500 (1.3%)
1	1t	1.66	10/1841 (0.5%)	1.91	29/2500 (1.2%)
1	1u	1.63	9/1841 (0.5%)	2.02	40/2500 (1.6%)
1	1v	1.59	9/1841 (0.5%)	1.91	36/2500 (1.4%)
1	1w	1.66	11/1841 (0.6%)	2.08	39/2500 (1.6%)
1	1x	1.66	13/1841 (0.7%)	2.02	41/2500 (1.6%)
1	1y	1.62	8/1841 (0.4%)	1.99	44/2500 (1.8%)
1	1z	1.59	9/1841 (0.5%)	2.11	58/2500 (2.3%)
1	2	1.62	13/1841 (0.7%)	1.97	41/2500 (1.6%)
1	20	1.63	12/1841 (0.7%)	1.97	35/2500 (1.4%)
1	21	1.65	11/1841 (0.6%)	1.98	39/2500 (1.6%)
1	22	1.66	14/1841 (0.8%)	2.08	63/2500 (2.5%)
1	23	1.69	19/1841 (1.0%)	2.04	44/2500 (1.8%)
1	24	1.64	11/1841 (0.6%)	2.02	45/2500 (1.8%)
1	25	1.65	9/1841 (0.5%)	2.10	49/2500 (2.0%)
1	26	1.62	12/1841 (0.7%)	1.91	43/2500 (1.7%)
1	27	1.64	8/1841 (0.4%)	1.97	36/2500 (1.4%)
1	28	1.61	10/1841 (0.5%)	1.97	46/2500 (1.8%)
1	29	1.71	8/1841 (0.4%)	2.01	43/2500 (1.7%)
1	2A	1.68	15/1841 (0.8%)	2.01	42/2500 (1.7%)
1	2B	1.63	12/1841 (0.7%)	1.97	36/2500 (1.4%)

Mol	Chain	Bond lengths		Bond angles	
		RMSZ	# Z >5	RMSZ	# Z >5
1	2C	1.63	13/1841 (0.7%)	2.01	46/2500 (1.8%)
1	2D	1.64	12/1841 (0.7%)	2.00	39/2500 (1.6%)
1	2E	1.66	11/1841 (0.6%)	2.07	47/2500 (1.9%)
1	2F	1.62	8/1841 (0.4%)	2.06	48/2500 (1.9%)
1	2G	1.65	13/1841 (0.7%)	1.98	51/2500 (2.0%)
1	2H	1.60	8/1841 (0.4%)	1.89	38/2500 (1.5%)
1	2I	1.61	9/1841 (0.5%)	1.93	43/2500 (1.7%)
1	2J	1.61	10/1841 (0.5%)	2.04	41/2500 (1.6%)
1	2K	1.59	7/1841 (0.4%)	1.99	47/2500 (1.9%)
1	2L	1.63	13/1841 (0.7%)	1.98	37/2500 (1.5%)
1	2M	1.62	9/1841 (0.5%)	2.10	39/2500 (1.6%)
1	2N	1.63	9/1841 (0.5%)	2.12	41/2500 (1.6%)
1	2O	1.64	11/1841 (0.6%)	2.14	47/2500 (1.9%)
1	2P	1.63	8/1841 (0.4%)	1.98	44/2500 (1.8%)
1	2Q	1.66	13/1841 (0.7%)	1.96	41/2500 (1.6%)
1	2R	1.62	8/1841 (0.4%)	2.03	45/2500 (1.8%)
1	2S	1.69	18/1841 (1.0%)	2.16	60/2500 (2.4%)
1	2T	1.59	6/1841 (0.3%)	2.03	51/2500 (2.0%)
1	2U	1.63	11/1841 (0.6%)	1.91	44/2500 (1.8%)
1	2V	1.59	7/1841 (0.4%)	1.98	45/2500 (1.8%)
1	2W	1.66	11/1841 (0.6%)	1.92	40/2500 (1.6%)
1	2X	1.66	11/1841 (0.6%)	2.13	44/2500 (1.8%)
1	2Y	1.68	14/1841 (0.8%)	2.09	45/2500 (1.8%)
1	2Z	1.67	18/1841 (1.0%)	1.95	44/2500 (1.8%)
1	2a	1.60	6/1841 (0.3%)	2.02	46/2500 (1.8%)
1	2b	1.67	11/1841 (0.6%)	1.92	33/2500 (1.3%)
1	2c	1.58	10/1841 (0.5%)	2.01	54/2500 (2.2%)
1	2d	1.62	10/1841 (0.5%)	1.91	28/2500 (1.1%)
1	2e	1.64	14/1841 (0.8%)	1.97	47/2500 (1.9%)
1	2f	1.64	12/1841 (0.7%)	1.97	34/2500 (1.4%)
1	2g	1.63	10/1841 (0.5%)	2.04	41/2500 (1.6%)
1	2h	1.58	7/1841 (0.4%)	1.99	43/2500 (1.7%)
1	2i	1.60	6/1841 (0.3%)	2.14	49/2500 (2.0%)
1	2j	1.63	9/1841 (0.5%)	2.10	51/2500 (2.0%)
1	2k	1.60	9/1841 (0.5%)	2.00	47/2500 (1.9%)
1	2l	1.61	10/1841 (0.5%)	2.12	53/2500 (2.1%)
1	2m	1.63	16/1841 (0.9%)	1.97	39/2500 (1.6%)
1	2n	1.63	9/1841 (0.5%)	2.07	44/2500 (1.8%)
1	2o	1.62	9/1841 (0.5%)	2.04	55/2500 (2.2%)
1	2p	1.66	8/1841 (0.4%)	2.09	47/2500 (1.9%)
1	2q	1.68	13/1841 (0.7%)	1.97	32/2500 (1.3%)
1	2r	1.63	11/1841 (0.6%)	2.07	43/2500 (1.7%)
1	2s	1.65	13/1841 (0.7%)	2.14	50/2500 (2.0%)

Mol	Chain	Bond lengths		Bond angles	
		RMSZ	# Z >5	RMSZ	# Z >5
1	2t	1.66	15/1841 (0.8%)	1.95	46/2500 (1.8%)
1	2u	1.62	10/1841 (0.5%)	2.01	37/2500 (1.5%)
1	2v	1.58	6/1841 (0.3%)	2.01	44/2500 (1.8%)
1	2w	1.65	6/1841 (0.3%)	2.04	55/2500 (2.2%)
1	2x	1.66	8/1841 (0.4%)	1.91	49/2500 (2.0%)
1	2y	1.68	14/1841 (0.8%)	2.03	50/2500 (2.0%)
1	2z	1.65	11/1841 (0.6%)	1.95	44/2500 (1.8%)
1	3	1.67	7/1841 (0.4%)	2.00	45/2500 (1.8%)
1	30	1.63	7/1841 (0.4%)	1.92	40/2500 (1.6%)
1	31	1.65	15/1841 (0.8%)	1.98	43/2500 (1.7%)
1	32	1.63	7/1841 (0.4%)	2.09	53/2500 (2.1%)
1	33	1.59	6/1841 (0.3%)	2.05	51/2500 (2.0%)
1	34	1.60	7/1841 (0.4%)	2.00	42/2500 (1.7%)
1	35	1.62	13/1841 (0.7%)	2.12	52/2500 (2.1%)
1	36	1.59	10/1841 (0.5%)	2.02	44/2500 (1.8%)
1	37	1.58	3/1841 (0.2%)	1.95	40/2500 (1.6%)
1	38	1.65	10/1841 (0.5%)	2.08	45/2500 (1.8%)
1	39	1.63	18/1841 (1.0%)	1.96	42/2500 (1.7%)
1	3A	1.65	14/1841 (0.8%)	1.99	39/2500 (1.6%)
1	3B	1.65	9/1841 (0.5%)	2.02	47/2500 (1.9%)
1	3C	1.64	8/1841 (0.4%)	2.02	51/2500 (2.0%)
1	3D	1.69	13/1841 (0.7%)	1.98	38/2500 (1.5%)
1	3E	1.62	9/1841 (0.5%)	2.11	44/2500 (1.8%)
1	3F	1.67	6/1841 (0.3%)	2.02	58/2500 (2.3%)
1	3G	1.68	15/1841 (0.8%)	1.93	54/2500 (2.2%)
1	3H	1.64	10/1841 (0.5%)	2.05	50/2500 (2.0%)
1	3I	1.60	7/1841 (0.4%)	2.14	49/2500 (2.0%)
1	3J	1.61	11/1841 (0.6%)	1.99	48/2500 (1.9%)
1	3K	1.64	8/1841 (0.4%)	2.04	44/2500 (1.8%)
1	3L	1.66	14/1841 (0.8%)	2.13	58/2500 (2.3%)
1	3M	1.63	12/1841 (0.7%)	2.02	47/2500 (1.9%)
1	3N	1.64	10/1841 (0.5%)	2.01	46/2500 (1.8%)
1	3O	1.70	18/1841 (1.0%)	1.98	48/2500 (1.9%)
1	3P	1.64	8/1841 (0.4%)	2.05	47/2500 (1.9%)
1	3Q	1.62	12/1841 (0.7%)	1.99	42/2500 (1.7%)
1	3R	1.57	5/1841 (0.3%)	2.09	52/2500 (2.1%)
1	3S	1.66	12/1841 (0.7%)	1.95	33/2500 (1.3%)
1	3T	1.60	15/1841 (0.8%)	2.05	37/2500 (1.5%)
1	3U	1.64	8/1841 (0.4%)	2.07	39/2500 (1.6%)
1	3V	1.67	15/1841 (0.8%)	1.90	39/2500 (1.6%)
1	3W	1.65	9/1841 (0.5%)	2.05	55/2500 (2.2%)
1	3X	1.66	14/1841 (0.8%)	2.02	53/2500 (2.1%)
1	3Y	1.62	11/1841 (0.6%)	1.94	39/2500 (1.6%)

Mol	Chain	Bond lengths		Bond angles	
		RMSZ	# Z >5	RMSZ	# Z >5
1	3Z	1.67	12/1841 (0.7%)	2.05	50/2500 (2.0%)
1	3a	1.61	11/1841 (0.6%)	2.02	44/2500 (1.8%)
1	3b	1.61	11/1841 (0.6%)	1.93	44/2500 (1.8%)
1	3c	1.64	8/1841 (0.4%)	2.02	42/2500 (1.7%)
1	3d	1.66	16/1841 (0.9%)	2.02	44/2500 (1.8%)
1	3e	1.65	17/1841 (0.9%)	1.98	52/2500 (2.1%)
1	3f	1.60	11/1841 (0.6%)	2.10	51/2500 (2.0%)
1	3g	1.62	11/1841 (0.6%)	2.09	43/2500 (1.7%)
1	3h	1.63	11/1841 (0.6%)	1.95	38/2500 (1.5%)
1	3i	1.60	7/1841 (0.4%)	1.94	37/2500 (1.5%)
1	3j	1.62	10/1841 (0.5%)	1.95	44/2500 (1.8%)
1	3k	1.61	8/1841 (0.4%)	1.98	47/2500 (1.9%)
1	3l	1.67	14/1841 (0.8%)	2.00	47/2500 (1.9%)
1	3m	1.65	9/1841 (0.5%)	1.93	42/2500 (1.7%)
1	3n	1.62	10/1841 (0.5%)	2.01	38/2500 (1.5%)
1	3o	1.67	17/1841 (0.9%)	2.14	47/2500 (1.9%)
1	3p	1.63	9/1841 (0.5%)	2.17	54/2500 (2.2%)
1	3q	1.64	11/1841 (0.6%)	1.96	44/2500 (1.8%)
1	3r	1.60	4/1841 (0.2%)	1.94	33/2500 (1.3%)
1	3s	1.61	11/1841 (0.6%)	2.11	37/2500 (1.5%)
1	3t	1.63	10/1841 (0.5%)	1.89	33/2500 (1.3%)
1	3u	1.66	15/1841 (0.8%)	2.03	40/2500 (1.6%)
1	3v	1.66	8/1841 (0.4%)	1.98	52/2500 (2.1%)
1	3w	1.58	6/1841 (0.3%)	1.98	40/2500 (1.6%)
1	3x	1.63	8/1841 (0.4%)	2.01	40/2500 (1.6%)
1	3y	1.59	9/1841 (0.5%)	2.02	53/2500 (2.1%)
1	3z	1.65	11/1841 (0.6%)	2.09	47/2500 (1.9%)
1	4	1.61	7/1841 (0.4%)	1.94	37/2500 (1.5%)
1	40	1.63	11/1841 (0.6%)	2.00	41/2500 (1.6%)
1	41	1.59	10/1841 (0.5%)	2.07	39/2500 (1.6%)
1	42	1.61	5/1841 (0.3%)	1.99	40/2500 (1.6%)
1	43	1.69	11/1841 (0.6%)	1.97	43/2500 (1.7%)
1	44	1.62	11/1841 (0.6%)	2.01	47/2500 (1.9%)
1	45	1.55	4/1841 (0.2%)	2.02	48/2500 (1.9%)
1	46	1.64	12/1841 (0.7%)	1.98	44/2500 (1.8%)
1	47	1.65	10/1841 (0.5%)	2.10	36/2500 (1.4%)
1	48	1.66	13/1841 (0.7%)	2.08	41/2500 (1.6%)
1	49	1.62	8/1841 (0.4%)	2.06	52/2500 (2.1%)
1	4A	1.55	7/1841 (0.4%)	2.09	44/2500 (1.8%)
1	4B	1.56	5/1841 (0.3%)	1.98	41/2500 (1.6%)
1	4C	1.60	3/1841 (0.2%)	1.95	39/2500 (1.6%)
1	4D	1.65	15/1841 (0.8%)	1.93	36/2500 (1.4%)
1	4E	1.64	11/1841 (0.6%)	2.11	49/2500 (2.0%)

Mol	Chain	Bond lengths		Bond angles	
		RMSZ	# Z >5	RMSZ	# Z >5
1	4F	1.63	9/1841 (0.5%)	1.96	48/2500 (1.9%)
1	4G	1.65	14/1841 (0.8%)	1.93	41/2500 (1.6%)
1	4H	1.63	9/1841 (0.5%)	2.05	38/2500 (1.5%)
1	4I	1.59	7/1841 (0.4%)	2.00	38/2500 (1.5%)
1	4J	1.65	9/1841 (0.5%)	2.02	67/2500 (2.7%)
1	4K	1.64	14/1841 (0.8%)	1.98	40/2500 (1.6%)
1	4L	1.60	13/1841 (0.7%)	1.99	36/2500 (1.4%)
1	4M	1.63	11/1841 (0.6%)	2.03	49/2500 (2.0%)
1	4N	1.59	9/1841 (0.5%)	2.05	46/2500 (1.8%)
1	4O	1.60	8/1841 (0.4%)	2.04	47/2500 (1.9%)
1	4P	1.60	7/1841 (0.4%)	2.02	45/2500 (1.8%)
1	4Q	1.63	14/1841 (0.8%)	1.99	43/2500 (1.7%)
1	4R	1.65	12/1841 (0.7%)	1.88	40/2500 (1.6%)
1	4S	1.68	16/1841 (0.9%)	2.03	39/2500 (1.6%)
1	4T	1.61	12/1841 (0.7%)	2.00	37/2500 (1.5%)
1	4U	1.58	9/1841 (0.5%)	1.99	49/2500 (2.0%)
1	4V	1.58	9/1841 (0.5%)	1.97	44/2500 (1.8%)
1	4W	1.62	8/1841 (0.4%)	1.96	42/2500 (1.7%)
1	4X	1.66	8/1841 (0.4%)	2.01	42/2500 (1.7%)
1	4Y	1.61	9/1841 (0.5%)	2.03	48/2500 (1.9%)
1	4Z	1.62	9/1841 (0.5%)	2.12	53/2500 (2.1%)
1	4a	1.62	9/1841 (0.5%)	2.02	46/2500 (1.8%)
1	4b	1.61	11/1841 (0.6%)	2.05	61/2500 (2.4%)
1	4c	1.63	10/1841 (0.5%)	1.98	43/2500 (1.7%)
1	4d	1.64	11/1841 (0.6%)	2.19	48/2500 (1.9%)
1	4e	1.63	10/1841 (0.5%)	1.97	38/2500 (1.5%)
1	4f	1.65	7/1841 (0.4%)	2.00	37/2500 (1.5%)
1	4g	1.56	7/1841 (0.4%)	1.96	42/2500 (1.7%)
1	4h	1.64	14/1841 (0.8%)	2.04	55/2500 (2.2%)
1	4i	1.60	2/1841 (0.1%)	2.06	51/2500 (2.0%)
1	4j	1.65	8/1841 (0.4%)	1.99	42/2500 (1.7%)
1	4k	1.64	13/1841 (0.7%)	1.97	47/2500 (1.9%)
1	4l	1.62	7/1841 (0.4%)	2.11	46/2500 (1.8%)
1	4m	1.64	13/1841 (0.7%)	1.99	43/2500 (1.7%)
1	4n	1.62	7/1841 (0.4%)	2.04	50/2500 (2.0%)
1	4o	1.67	14/1841 (0.8%)	2.08	40/2500 (1.6%)
1	4p	1.56	7/1841 (0.4%)	1.92	43/2500 (1.7%)
1	4q	1.68	14/1841 (0.8%)	2.13	42/2500 (1.7%)
1	4r	1.67	9/1841 (0.5%)	2.04	45/2500 (1.8%)
1	4s	1.62	5/1841 (0.3%)	1.94	43/2500 (1.7%)
1	4t	1.62	12/1841 (0.7%)	2.02	43/2500 (1.7%)
1	4u	1.63	12/1841 (0.7%)	2.11	47/2500 (1.9%)
1	4v	1.66	10/1841 (0.5%)	2.11	45/2500 (1.8%)

Mol	Chain	Bond lengths		Bond angles	
		RMSZ	# Z >5	RMSZ	# Z >5
1	4w	1.65	6/1841 (0.3%)	2.08	54/2500 (2.2%)
1	4x	1.62	15/1841 (0.8%)	2.03	46/2500 (1.8%)
1	4y	1.63	10/1841 (0.5%)	1.92	33/2500 (1.3%)
1	4z	1.59	7/1841 (0.4%)	1.97	49/2500 (2.0%)
1	5	1.64	12/1841 (0.7%)	2.02	44/2500 (1.8%)
1	50	1.63	15/1841 (0.8%)	1.94	36/2500 (1.4%)
1	51	1.63	9/1841 (0.5%)	2.01	42/2500 (1.7%)
1	52	1.63	9/1841 (0.5%)	2.19	42/2500 (1.7%)
1	53	1.66	9/1841 (0.5%)	2.09	44/2500 (1.8%)
1	54	1.68	14/1841 (0.8%)	2.06	48/2500 (1.9%)
1	55	1.63	9/1841 (0.5%)	1.95	45/2500 (1.8%)
1	56	1.67	12/1841 (0.7%)	1.85	36/2500 (1.4%)
1	57	1.64	14/1841 (0.8%)	2.06	48/2500 (1.9%)
1	58	1.68	15/1841 (0.8%)	2.06	49/2500 (2.0%)
1	59	1.65	13/1841 (0.7%)	2.07	39/2500 (1.6%)
1	5A	1.62	11/1841 (0.6%)	2.07	50/2500 (2.0%)
1	5B	1.59	4/1841 (0.2%)	2.01	38/2500 (1.5%)
1	5C	1.64	11/1841 (0.6%)	2.13	47/2500 (1.9%)
1	5D	1.64	12/1841 (0.7%)	2.06	50/2500 (2.0%)
1	5E	1.62	8/1841 (0.4%)	2.13	49/2500 (2.0%)
1	5F	1.61	9/1841 (0.5%)	1.90	31/2500 (1.2%)
1	5G	1.65	12/1841 (0.7%)	2.00	41/2500 (1.6%)
1	5H	1.64	12/1841 (0.7%)	1.98	47/2500 (1.9%)
1	5I	1.64	8/1841 (0.4%)	2.13	50/2500 (2.0%)
1	5J	1.61	10/1841 (0.5%)	2.03	42/2500 (1.7%)
1	5K	1.62	9/1841 (0.5%)	1.97	39/2500 (1.6%)
1	5L	1.66	10/1841 (0.5%)	1.99	52/2500 (2.1%)
1	5M	1.58	6/1841 (0.3%)	2.12	49/2500 (2.0%)
1	5N	1.58	9/1841 (0.5%)	2.00	42/2500 (1.7%)
1	5O	1.62	6/1841 (0.3%)	2.00	41/2500 (1.6%)
1	5P	1.67	11/1841 (0.6%)	2.02	35/2500 (1.4%)
1	5Q	1.60	8/1841 (0.4%)	2.06	50/2500 (2.0%)
1	5R	1.61	9/1841 (0.5%)	1.95	46/2500 (1.8%)
1	5S	1.61	7/1841 (0.4%)	2.04	45/2500 (1.8%)
1	5T	1.67	10/1841 (0.5%)	2.07	38/2500 (1.5%)
1	5U	1.63	9/1841 (0.5%)	1.90	33/2500 (1.3%)
1	5V	1.62	10/1841 (0.5%)	2.05	51/2500 (2.0%)
1	5W	1.66	12/1841 (0.7%)	1.93	41/2500 (1.6%)
1	5X	1.56	6/1841 (0.3%)	2.09	58/2500 (2.3%)
1	5Y	1.63	11/1841 (0.6%)	2.01	46/2500 (1.8%)
1	5Z	1.66	12/1841 (0.7%)	1.97	47/2500 (1.9%)
1	5a	1.64	9/1841 (0.5%)	1.95	41/2500 (1.6%)
1	5b	1.62	10/1841 (0.5%)	1.95	31/2500 (1.2%)

Mol	Chain	Bond lengths		Bond angles	
		RMSZ	# Z >5	RMSZ	# Z >5
1	5c	1.67	13/1841 (0.7%)	2.01	49/2500 (2.0%)
1	5d	1.67	3/1841 (0.2%)	2.10	44/2500 (1.8%)
1	5e	1.57	6/1841 (0.3%)	1.96	39/2500 (1.6%)
1	5f	1.67	10/1841 (0.5%)	1.96	39/2500 (1.6%)
1	5g	1.63	6/1841 (0.3%)	2.11	49/2500 (2.0%)
1	5h	1.62	7/1841 (0.4%)	1.97	43/2500 (1.7%)
1	5i	1.59	8/1841 (0.4%)	2.13	51/2500 (2.0%)
1	5j	1.60	11/1841 (0.6%)	1.91	36/2500 (1.4%)
1	5k	1.64	12/1841 (0.7%)	1.95	38/2500 (1.5%)
1	5l	1.66	10/1841 (0.5%)	2.00	44/2500 (1.8%)
1	5m	1.62	11/1841 (0.6%)	2.09	48/2500 (1.9%)
1	5n	1.63	7/1841 (0.4%)	2.12	51/2500 (2.0%)
1	5o	1.62	9/1841 (0.5%)	1.99	38/2500 (1.5%)
1	5p	1.67	15/1841 (0.8%)	1.91	39/2500 (1.6%)
1	5q	1.63	8/1841 (0.4%)	2.12	59/2500 (2.4%)
1	5r	1.60	9/1841 (0.5%)	2.05	40/2500 (1.6%)
1	5s	1.61	10/1841 (0.5%)	2.03	38/2500 (1.5%)
1	5t	1.66	12/1841 (0.7%)	2.03	46/2500 (1.8%)
1	5u	1.59	13/1841 (0.7%)	2.15	53/2500 (2.1%)
1	5v	1.63	10/1841 (0.5%)	1.89	33/2500 (1.3%)
1	5w	1.62	11/1841 (0.6%)	2.06	41/2500 (1.6%)
1	5x	1.68	15/1841 (0.8%)	2.12	49/2500 (2.0%)
1	5y	1.61	10/1841 (0.5%)	2.08	56/2500 (2.2%)
1	5z	1.63	6/1841 (0.3%)	1.97	40/2500 (1.6%)
1	6	1.69	13/1841 (0.7%)	2.00	36/2500 (1.4%)
1	60	1.64	7/1841 (0.4%)	1.95	47/2500 (1.9%)
1	61	1.55	5/1841 (0.3%)	1.93	38/2500 (1.5%)
1	62	1.63	10/1841 (0.5%)	1.94	34/2500 (1.4%)
1	63	1.65	12/1841 (0.7%)	2.10	40/2500 (1.6%)
1	64	1.61	9/1841 (0.5%)	2.03	33/2500 (1.3%)
1	65	1.66	14/1841 (0.8%)	2.05	43/2500 (1.7%)
1	66	1.60	10/1841 (0.5%)	2.03	47/2500 (1.9%)
1	67	1.59	7/1841 (0.4%)	1.98	53/2500 (2.1%)
1	68	1.63	11/1841 (0.6%)	1.99	44/2500 (1.8%)
1	69	1.59	7/1841 (0.4%)	1.98	40/2500 (1.6%)
1	6A	1.64	14/1841 (0.8%)	2.08	53/2500 (2.1%)
1	6B	1.59	7/1841 (0.4%)	2.05	44/2500 (1.8%)
1	6C	1.62	10/1841 (0.5%)	2.04	57/2500 (2.3%)
1	6D	1.64	9/1841 (0.5%)	2.07	44/2500 (1.8%)
1	6E	1.58	5/1841 (0.3%)	2.02	44/2500 (1.8%)
1	6F	1.66	4/1841 (0.2%)	2.05	33/2500 (1.3%)
1	6G	1.58	6/1841 (0.3%)	1.99	41/2500 (1.6%)
1	6H	1.67	13/1841 (0.7%)	1.98	37/2500 (1.5%)

Mol	Chain	Bond lengths		Bond angles	
		RMSZ	# Z >5	RMSZ	# Z >5
1	6I	1.61	17/1841 (0.9%)	2.04	46/2500 (1.8%)
1	6J	1.63	12/1841 (0.7%)	2.03	39/2500 (1.6%)
1	6K	1.57	6/1841 (0.3%)	2.07	39/2500 (1.6%)
1	6L	1.63	10/1841 (0.5%)	1.98	40/2500 (1.6%)
1	6M	1.64	10/1841 (0.5%)	2.02	44/2500 (1.8%)
1	6N	1.61	10/1841 (0.5%)	1.98	39/2500 (1.6%)
1	6O	1.63	15/1841 (0.8%)	1.81	26/2500 (1.0%)
1	6P	1.68	13/1841 (0.7%)	2.03	43/2500 (1.7%)
1	6Q	1.61	14/1841 (0.8%)	1.88	35/2500 (1.4%)
1	6R	1.63	7/1841 (0.4%)	2.04	51/2500 (2.0%)
1	6S	1.60	10/1841 (0.5%)	1.99	38/2500 (1.5%)
1	6T	1.65	20/1841 (1.1%)	1.93	37/2500 (1.5%)
1	6U	1.63	10/1841 (0.5%)	1.91	33/2500 (1.3%)
1	6V	1.63	8/1841 (0.4%)	1.95	41/2500 (1.6%)
1	6W	1.66	9/1841 (0.5%)	2.06	43/2500 (1.7%)
1	6X	1.62	6/1841 (0.3%)	1.91	36/2500 (1.4%)
1	6Y	1.65	9/1841 (0.5%)	1.96	38/2500 (1.5%)
1	6Z	1.58	9/1841 (0.5%)	2.00	45/2500 (1.8%)
1	6a	1.63	11/1841 (0.6%)	2.13	50/2500 (2.0%)
1	6b	1.59	8/1841 (0.4%)	1.91	41/2500 (1.6%)
1	6c	1.62	7/1841 (0.4%)	1.91	41/2500 (1.6%)
1	6d	1.62	9/1841 (0.5%)	2.06	41/2500 (1.6%)
1	6e	1.64	7/1841 (0.4%)	1.97	43/2500 (1.7%)
1	6f	1.62	12/1841 (0.7%)	2.04	53/2500 (2.1%)
1	6g	1.60	9/1841 (0.5%)	2.17	51/2500 (2.0%)
1	6h	1.67	11/1841 (0.6%)	2.12	49/2500 (2.0%)
1	6i	1.59	10/1841 (0.5%)	2.01	42/2500 (1.7%)
1	6j	1.67	13/1841 (0.7%)	2.05	52/2500 (2.1%)
1	6k	1.66	14/1841 (0.8%)	2.00	44/2500 (1.8%)
1	6l	1.64	3/1841 (0.2%)	2.04	55/2500 (2.2%)
1	6m	1.66	10/1841 (0.5%)	1.98	38/2500 (1.5%)
1	6n	1.62	11/1841 (0.6%)	2.04	60/2500 (2.4%)
1	6o	1.65	12/1841 (0.7%)	1.99	42/2500 (1.7%)
1	6p	1.66	6/1841 (0.3%)	2.04	43/2500 (1.7%)
1	6q	1.60	5/1841 (0.3%)	1.99	43/2500 (1.7%)
1	6r	1.60	7/1841 (0.4%)	1.95	39/2500 (1.6%)
1	6s	1.64	13/1841 (0.7%)	2.02	41/2500 (1.6%)
1	6t	1.66	15/1841 (0.8%)	2.01	46/2500 (1.8%)
1	6u	1.65	10/1841 (0.5%)	1.94	40/2500 (1.6%)
1	6v	1.63	8/1841 (0.4%)	1.95	45/2500 (1.8%)
1	6w	1.62	10/1841 (0.5%)	1.98	43/2500 (1.7%)
1	6x	1.58	6/1841 (0.3%)	1.90	41/2500 (1.6%)
1	6y	1.60	11/1841 (0.6%)	1.96	41/2500 (1.6%)

Mol	Chain	Bond lengths		Bond angles	
		RMSZ	# Z >5	RMSZ	# Z >5
1	6z	1.64	11/1841 (0.6%)	2.02	49/2500 (2.0%)
1	7	1.65	9/1841 (0.5%)	2.12	46/2500 (1.8%)
1	70	1.66	11/1841 (0.6%)	1.94	40/2500 (1.6%)
1	71	1.62	14/1841 (0.8%)	2.07	39/2500 (1.6%)
1	72	1.62	5/1841 (0.3%)	2.08	54/2500 (2.2%)
1	73	1.65	9/1841 (0.5%)	2.16	48/2500 (1.9%)
1	74	1.64	10/1841 (0.5%)	1.97	48/2500 (1.9%)
1	75	1.58	6/1841 (0.3%)	2.08	51/2500 (2.0%)
1	76	1.61	16/1841 (0.9%)	1.93	41/2500 (1.6%)
1	77	1.66	8/1841 (0.4%)	2.07	51/2500 (2.0%)
1	78	1.60	10/1841 (0.5%)	2.02	46/2500 (1.8%)
1	79	1.68	13/1841 (0.7%)	1.91	50/2500 (2.0%)
1	7A	1.63	12/1841 (0.7%)	1.94	36/2500 (1.4%)
1	7B	1.61	10/1841 (0.5%)	2.05	53/2500 (2.1%)
1	7C	1.59	5/1841 (0.3%)	2.00	50/2500 (2.0%)
1	7D	1.65	8/1841 (0.4%)	2.01	38/2500 (1.5%)
1	7E	1.62	10/1841 (0.5%)	2.08	56/2500 (2.2%)
1	7F	1.58	9/1841 (0.5%)	2.01	41/2500 (1.6%)
1	7G	1.63	8/1841 (0.4%)	2.07	46/2500 (1.8%)
1	7H	1.64	15/1841 (0.8%)	2.03	52/2500 (2.1%)
1	7I	1.65	12/1841 (0.7%)	1.99	45/2500 (1.8%)
1	7J	1.61	6/1841 (0.3%)	1.99	43/2500 (1.7%)
1	7K	1.66	13/1841 (0.7%)	1.98	41/2500 (1.6%)
1	7L	1.63	9/1841 (0.5%)	2.01	42/2500 (1.7%)
1	7M	1.69	10/1841 (0.5%)	2.08	47/2500 (1.9%)
1	7N	1.71	19/1841 (1.0%)	2.03	51/2500 (2.0%)
1	7O	1.60	5/1841 (0.3%)	1.96	38/2500 (1.5%)
1	7P	1.68	10/1841 (0.5%)	1.99	54/2500 (2.2%)
1	7Q	1.63	6/1841 (0.3%)	1.96	44/2500 (1.8%)
1	7R	1.66	17/1841 (0.9%)	2.09	53/2500 (2.1%)
1	7S	1.60	12/1841 (0.7%)	2.09	49/2500 (2.0%)
1	7T	1.65	11/1841 (0.6%)	1.89	30/2500 (1.2%)
1	7U	1.60	11/1841 (0.6%)	1.92	35/2500 (1.4%)
1	7V	1.63	9/1841 (0.5%)	1.97	45/2500 (1.8%)
1	7W	1.67	15/1841 (0.8%)	1.93	47/2500 (1.9%)
1	7X	1.65	10/1841 (0.5%)	1.94	46/2500 (1.8%)
1	7Y	1.58	5/1841 (0.3%)	2.05	43/2500 (1.7%)
1	7Z	1.62	5/1841 (0.3%)	1.94	45/2500 (1.8%)
1	7a	1.63	14/1841 (0.8%)	1.92	42/2500 (1.7%)
1	7b	1.65	11/1841 (0.6%)	2.12	56/2500 (2.2%)
1	7c	1.58	6/1841 (0.3%)	1.96	37/2500 (1.5%)
1	7d	1.65	9/1841 (0.5%)	2.03	39/2500 (1.6%)
1	7e	1.60	2/1841 (0.1%)	2.04	40/2500 (1.6%)

Mol	Chain	Bond lengths		Bond angles	
		RMSZ	# Z >5	RMSZ	# Z >5
1	7f	1.58	10/1841 (0.5%)	2.02	40/2500 (1.6%)
1	7g	1.64	9/1841 (0.5%)	2.10	37/2500 (1.5%)
1	7h	1.59	9/1841 (0.5%)	1.95	44/2500 (1.8%)
1	7i	1.62	8/1841 (0.4%)	1.95	44/2500 (1.8%)
1	7j	1.56	9/1841 (0.5%)	2.03	44/2500 (1.8%)
1	7k	1.65	14/1841 (0.8%)	1.95	43/2500 (1.7%)
1	7l	1.58	13/1841 (0.7%)	2.01	50/2500 (2.0%)
1	7m	1.61	11/1841 (0.6%)	2.04	51/2500 (2.0%)
1	7n	1.59	8/1841 (0.4%)	2.06	44/2500 (1.8%)
1	7o	1.62	4/1841 (0.2%)	2.00	38/2500 (1.5%)
1	7p	1.59	10/1841 (0.5%)	1.97	36/2500 (1.4%)
1	7q	1.61	8/1841 (0.4%)	2.07	48/2500 (1.9%)
1	7r	1.57	9/1841 (0.5%)	1.95	41/2500 (1.6%)
1	7s	1.63	8/1841 (0.4%)	2.01	42/2500 (1.7%)
1	7t	1.59	8/1841 (0.4%)	2.00	52/2500 (2.1%)
1	7u	1.64	10/1841 (0.5%)	2.02	48/2500 (1.9%)
1	7v	1.63	12/1841 (0.7%)	2.06	43/2500 (1.7%)
1	7w	1.64	9/1841 (0.5%)	2.06	44/2500 (1.8%)
1	7x	1.62	8/1841 (0.4%)	2.01	54/2500 (2.2%)
1	7y	1.65	12/1841 (0.7%)	1.95	44/2500 (1.8%)
1	7z	1.65	10/1841 (0.5%)	1.97	40/2500 (1.6%)
1	8	1.61	8/1841 (0.4%)	2.02	49/2500 (2.0%)
1	80	1.60	10/1841 (0.5%)	1.97	34/2500 (1.4%)
1	81	1.59	10/1841 (0.5%)	2.05	52/2500 (2.1%)
1	82	1.59	9/1841 (0.5%)	1.95	46/2500 (1.8%)
1	83	1.61	10/1841 (0.5%)	2.05	46/2500 (1.8%)
1	84	1.66	9/1841 (0.5%)	2.02	42/2500 (1.7%)
1	85	1.67	12/1841 (0.7%)	2.01	45/2500 (1.8%)
1	86	1.59	5/1841 (0.3%)	2.00	45/2500 (1.8%)
1	87	1.59	11/1841 (0.6%)	1.99	48/2500 (1.9%)
1	88	1.63	7/1841 (0.4%)	2.07	41/2500 (1.6%)
1	89	1.59	15/1841 (0.8%)	1.99	43/2500 (1.7%)
1	8A	1.61	9/1841 (0.5%)	2.03	48/2500 (1.9%)
1	8B	1.59	10/1841 (0.5%)	2.09	48/2500 (1.9%)
1	8C	1.64	14/1841 (0.8%)	2.05	53/2500 (2.1%)
1	8D	1.64	13/1841 (0.7%)	2.05	43/2500 (1.7%)
1	8E	1.61	9/1841 (0.5%)	1.98	50/2500 (2.0%)
1	8F	1.65	14/1841 (0.8%)	1.98	44/2500 (1.8%)
1	8G	1.64	8/1841 (0.4%)	2.00	49/2500 (2.0%)
1	8H	1.59	8/1841 (0.4%)	2.01	45/2500 (1.8%)
1	8I	1.64	7/1841 (0.4%)	1.95	42/2500 (1.7%)
1	8J	1.62	11/1841 (0.6%)	1.87	33/2500 (1.3%)
1	8K	1.62	12/1841 (0.7%)	2.09	52/2500 (2.1%)

Mol	Chain	Bond lengths		Bond angles	
		RMSZ	# Z >5	RMSZ	# Z >5
1	8L	1.65	11/1841 (0.6%)	1.97	41/2500 (1.6%)
1	8M	1.69	15/1841 (0.8%)	1.94	35/2500 (1.4%)
1	8N	1.67	12/1841 (0.7%)	2.01	57/2500 (2.3%)
1	8O	1.66	12/1841 (0.7%)	2.03	52/2500 (2.1%)
1	8P	1.69	14/1841 (0.8%)	2.03	50/2500 (2.0%)
1	8Q	1.66	11/1841 (0.6%)	2.01	52/2500 (2.1%)
1	8R	1.68	14/1841 (0.8%)	2.09	44/2500 (1.8%)
1	8S	1.59	11/1841 (0.6%)	1.95	40/2500 (1.6%)
1	8T	1.61	10/1841 (0.5%)	2.03	46/2500 (1.8%)
1	8U	1.62	14/1841 (0.8%)	2.03	44/2500 (1.8%)
1	8V	1.68	18/1841 (1.0%)	1.96	39/2500 (1.6%)
1	8W	1.62	11/1841 (0.6%)	2.10	51/2500 (2.0%)
1	8X	1.65	8/1841 (0.4%)	2.05	54/2500 (2.2%)
1	8Y	1.64	12/1841 (0.7%)	1.98	33/2500 (1.3%)
1	8Z	1.60	8/1841 (0.4%)	1.93	36/2500 (1.4%)
1	8a	1.69	14/1841 (0.8%)	2.01	42/2500 (1.7%)
1	8b	1.68	7/1841 (0.4%)	2.04	36/2500 (1.4%)
1	8c	1.58	10/1841 (0.5%)	2.05	43/2500 (1.7%)
1	8d	1.64	14/1841 (0.8%)	2.04	44/2500 (1.8%)
1	8e	1.63	9/1841 (0.5%)	2.02	52/2500 (2.1%)
1	8f	1.63	11/1841 (0.6%)	1.96	42/2500 (1.7%)
1	8g	1.63	9/1841 (0.5%)	2.03	43/2500 (1.7%)
1	8h	1.62	9/1841 (0.5%)	2.06	45/2500 (1.8%)
1	8i	1.65	8/1841 (0.4%)	1.97	48/2500 (1.9%)
1	8j	1.64	8/1841 (0.4%)	1.97	43/2500 (1.7%)
1	8k	1.64	10/1841 (0.5%)	2.06	45/2500 (1.8%)
1	8l	1.62	12/1841 (0.7%)	2.08	48/2500 (1.9%)
1	8m	1.60	9/1841 (0.5%)	2.07	55/2500 (2.2%)
1	8n	1.65	13/1841 (0.7%)	2.09	57/2500 (2.3%)
1	8o	1.64	9/1841 (0.5%)	1.94	43/2500 (1.7%)
1	8p	1.61	9/1841 (0.5%)	2.04	49/2500 (2.0%)
1	8q	1.59	6/1841 (0.3%)	2.09	54/2500 (2.2%)
1	8r	1.57	3/1841 (0.2%)	2.02	44/2500 (1.8%)
1	8s	1.64	15/1841 (0.8%)	1.98	34/2500 (1.4%)
1	8t	1.65	14/1841 (0.8%)	2.05	54/2500 (2.2%)
1	8u	1.64	9/1841 (0.5%)	1.94	41/2500 (1.6%)
1	8v	1.59	7/1841 (0.4%)	2.04	41/2500 (1.6%)
1	8w	1.61	12/1841 (0.7%)	2.05	47/2500 (1.9%)
1	8x	1.61	12/1841 (0.7%)	2.04	42/2500 (1.7%)
1	8y	1.69	17/1841 (0.9%)	2.00	41/2500 (1.6%)
1	8z	1.64	10/1841 (0.5%)	2.04	36/2500 (1.4%)
1	9	1.67	11/1841 (0.6%)	1.98	44/2500 (1.8%)
1	90	1.67	16/1841 (0.9%)	1.98	39/2500 (1.6%)

Mol	Chain	Bond lengths		Bond angles	
		RMSZ	# Z >5	RMSZ	# Z >5
1	91	1.60	7/1841 (0.4%)	1.96	39/2500 (1.6%)
1	92	1.61	6/1841 (0.3%)	2.00	42/2500 (1.7%)
1	93	1.66	11/1841 (0.6%)	2.05	52/2500 (2.1%)
1	94	1.61	9/1841 (0.5%)	1.98	54/2500 (2.2%)
1	95	1.62	11/1841 (0.6%)	2.18	54/2500 (2.2%)
1	96	1.65	6/1841 (0.3%)	2.08	51/2500 (2.0%)
1	97	1.62	11/1841 (0.6%)	1.96	44/2500 (1.8%)
1	98	1.65	12/1841 (0.7%)	2.04	40/2500 (1.6%)
1	99	1.68	13/1841 (0.7%)	1.97	45/2500 (1.8%)
1	9A	1.55	8/1841 (0.4%)	1.86	32/2500 (1.3%)
1	9B	1.63	11/1841 (0.6%)	2.04	50/2500 (2.0%)
1	9C	1.65	11/1841 (0.6%)	2.00	36/2500 (1.4%)
1	9D	1.60	16/1841 (0.9%)	1.96	41/2500 (1.6%)
1	9E	1.62	10/1841 (0.5%)	1.90	34/2500 (1.4%)
1	9F	1.66	11/1841 (0.6%)	2.04	45/2500 (1.8%)
1	9G	1.62	11/1841 (0.6%)	1.98	52/2500 (2.1%)
1	9H	1.66	9/1841 (0.5%)	2.07	50/2500 (2.0%)
1	9I	1.69	11/1841 (0.6%)	2.00	39/2500 (1.6%)
1	9J	1.60	9/1841 (0.5%)	1.98	32/2500 (1.3%)
1	9K	1.61	15/1841 (0.8%)	2.01	51/2500 (2.0%)
1	9L	1.65	15/1841 (0.8%)	1.93	34/2500 (1.4%)
1	9M	1.62	12/1841 (0.7%)	1.96	45/2500 (1.8%)
1	9N	1.68	19/1841 (1.0%)	2.04	53/2500 (2.1%)
1	9O	1.63	9/1841 (0.5%)	2.05	44/2500 (1.8%)
1	9P	1.63	8/1841 (0.4%)	1.95	42/2500 (1.7%)
1	9Q	1.68	11/1841 (0.6%)	1.94	33/2500 (1.3%)
1	9R	1.60	7/1841 (0.4%)	1.99	42/2500 (1.7%)
1	9S	1.65	7/1841 (0.4%)	2.07	45/2500 (1.8%)
1	9T	1.65	15/1841 (0.8%)	1.95	35/2500 (1.4%)
1	9U	1.68	7/1841 (0.4%)	2.10	56/2500 (2.2%)
1	9V	1.62	4/1841 (0.2%)	2.03	42/2500 (1.7%)
1	9W	1.66	15/1841 (0.8%)	2.04	49/2500 (2.0%)
1	9X	1.61	8/1841 (0.4%)	1.97	45/2500 (1.8%)
1	9Y	1.60	9/1841 (0.5%)	1.95	43/2500 (1.7%)
1	9Z	1.64	10/1841 (0.5%)	2.04	38/2500 (1.5%)
1	9a	1.61	8/1841 (0.4%)	2.07	50/2500 (2.0%)
1	9b	1.66	16/1841 (0.9%)	1.89	31/2500 (1.2%)
1	9c	1.61	8/1841 (0.4%)	2.07	46/2500 (1.8%)
1	9d	1.62	9/1841 (0.5%)	1.97	37/2500 (1.5%)
1	9e	1.64	7/1841 (0.4%)	1.99	44/2500 (1.8%)
1	9f	1.60	6/1841 (0.3%)	1.91	35/2500 (1.4%)
1	9g	1.64	10/1841 (0.5%)	2.02	45/2500 (1.8%)
1	9h	1.65	12/1841 (0.7%)	2.01	41/2500 (1.6%)

Mol	Chain	Bond lengths		Bond angles	
		RMSZ	# Z >5	RMSZ	# Z >5
1	9i	1.65	10/1841 (0.5%)	1.88	38/2500 (1.5%)
1	9j	1.63	8/1841 (0.4%)	1.98	32/2500 (1.3%)
1	9k	1.69	13/1841 (0.7%)	2.17	49/2500 (2.0%)
1	9l	1.62	9/1841 (0.5%)	2.05	45/2500 (1.8%)
1	9m	1.61	7/1841 (0.4%)	2.06	50/2500 (2.0%)
1	9n	1.63	8/1841 (0.4%)	1.93	44/2500 (1.8%)
1	9o	1.65	6/1841 (0.3%)	1.96	57/2500 (2.3%)
1	9p	1.65	13/1841 (0.7%)	2.02	51/2500 (2.0%)
1	9q	1.60	10/1841 (0.5%)	2.00	42/2500 (1.7%)
1	9r	1.63	12/1841 (0.7%)	2.00	44/2500 (1.8%)
1	9s	1.67	14/1841 (0.8%)	2.04	50/2500 (2.0%)
1	9t	1.67	15/1841 (0.8%)	2.00	47/2500 (1.9%)
1	9u	1.63	17/1841 (0.9%)	2.01	46/2500 (1.8%)
1	9v	1.64	10/1841 (0.5%)	2.00	41/2500 (1.6%)
1	9w	1.62	8/1841 (0.4%)	2.02	50/2500 (2.0%)
1	9x	1.65	8/1841 (0.4%)	1.99	42/2500 (1.7%)
1	9y	1.59	11/1841 (0.6%)	2.08	45/2500 (1.8%)
1	9z	1.65	11/1841 (0.6%)	2.06	48/2500 (1.9%)
1	A	1.60	8/1841 (0.4%)	1.99	49/2500 (2.0%)
1	B	1.62	10/1841 (0.5%)	2.08	47/2500 (1.9%)
1	C	1.60	11/1841 (0.6%)	2.01	52/2500 (2.1%)
1	D	1.63	13/1841 (0.7%)	1.99	43/2500 (1.7%)
1	E	1.64	10/1841 (0.5%)	1.92	36/2500 (1.4%)
1	F	1.66	10/1841 (0.5%)	1.98	35/2500 (1.4%)
1	G	1.60	8/1841 (0.4%)	1.95	43/2500 (1.7%)
1	H	1.61	18/1841 (1.0%)	2.00	50/2500 (2.0%)
1	I	1.58	8/1841 (0.4%)	1.97	49/2500 (2.0%)
1	J	1.64	12/1841 (0.7%)	2.00	43/2500 (1.7%)
1	K	1.57	5/1841 (0.3%)	1.99	51/2500 (2.0%)
1	L	1.61	7/1841 (0.4%)	1.98	40/2500 (1.6%)
1	M	1.66	11/1841 (0.6%)	2.08	42/2500 (1.7%)
1	N	1.59	8/1841 (0.4%)	1.94	46/2500 (1.8%)
1	O	1.63	9/1841 (0.5%)	1.96	52/2500 (2.1%)
1	P	1.64	11/1841 (0.6%)	2.05	45/2500 (1.8%)
1	Q	1.65	12/1841 (0.7%)	2.04	48/2500 (1.9%)
1	R	1.67	15/1841 (0.8%)	1.99	35/2500 (1.4%)
1	S	1.63	14/1841 (0.8%)	2.01	40/2500 (1.6%)
1	T	1.67	16/1841 (0.9%)	1.99	47/2500 (1.9%)
1	U	1.60	7/1841 (0.4%)	1.94	38/2500 (1.5%)
1	V	1.63	12/1841 (0.7%)	2.00	44/2500 (1.8%)
1	W	1.62	8/1841 (0.4%)	2.08	40/2500 (1.6%)
1	X	1.65	15/1841 (0.8%)	1.96	38/2500 (1.5%)
1	Y	1.64	12/1841 (0.7%)	2.11	52/2500 (2.1%)

Mol	Chain	Bond lengths		Bond angles	
		RMSZ	# Z >5	RMSZ	# Z >5
1	Z	1.62	9/1841 (0.5%)	2.04	45/2500 (1.8%)
1	a	1.61	9/1841 (0.5%)	2.04	40/2500 (1.6%)
1	a0	1.60	8/1841 (0.4%)	1.94	45/2500 (1.8%)
1	a1	1.62	9/1841 (0.5%)	2.03	42/2500 (1.7%)
1	a2	1.63	13/1841 (0.7%)	2.04	51/2500 (2.0%)
1	a3	1.68	14/1841 (0.8%)	2.00	44/2500 (1.8%)
1	a4	1.61	9/1841 (0.5%)	2.07	44/2500 (1.8%)
1	a5	1.63	13/1841 (0.7%)	1.99	40/2500 (1.6%)
1	a6	1.59	7/1841 (0.4%)	1.90	43/2500 (1.7%)
1	a7	1.63	11/1841 (0.6%)	2.02	52/2500 (2.1%)
1	a8	1.65	9/1841 (0.5%)	1.93	43/2500 (1.7%)
1	a9	1.65	12/1841 (0.7%)	1.97	51/2500 (2.0%)
1	aA	1.62	9/1841 (0.5%)	2.13	45/2500 (1.8%)
1	aB	1.64	10/1841 (0.5%)	2.07	43/2500 (1.7%)
1	aC	1.65	7/1841 (0.4%)	1.97	45/2500 (1.8%)
1	aD	1.68	14/1841 (0.8%)	1.95	42/2500 (1.7%)
1	aE	1.66	10/1841 (0.5%)	1.99	42/2500 (1.7%)
1	aF	1.63	11/1841 (0.6%)	1.93	41/2500 (1.6%)
1	aG	1.66	12/1841 (0.7%)	1.95	43/2500 (1.7%)
1	aH	1.58	12/1841 (0.7%)	2.00	37/2500 (1.5%)
1	aI	1.64	9/1841 (0.5%)	2.03	52/2500 (2.1%)
1	aJ	1.62	11/1841 (0.6%)	1.99	38/2500 (1.5%)
1	aK	1.61	6/1841 (0.3%)	2.07	46/2500 (1.8%)
1	aL	1.62	13/1841 (0.7%)	2.03	49/2500 (2.0%)
1	aM	1.63	17/1841 (0.9%)	2.00	50/2500 (2.0%)
1	aN	1.62	11/1841 (0.6%)	2.03	46/2500 (1.8%)
1	aO	1.67	7/1841 (0.4%)	2.07	54/2500 (2.2%)
1	aP	1.64	11/1841 (0.6%)	2.10	55/2500 (2.2%)
1	aQ	1.61	8/1841 (0.4%)	2.04	50/2500 (2.0%)
1	aR	1.63	11/1841 (0.6%)	2.04	43/2500 (1.7%)
1	aS	1.67	15/1841 (0.8%)	1.97	40/2500 (1.6%)
1	aT	1.66	7/1841 (0.4%)	1.96	44/2500 (1.8%)
1	aU	1.61	10/1841 (0.5%)	2.06	49/2500 (2.0%)
1	aV	1.67	7/1841 (0.4%)	2.03	49/2500 (2.0%)
1	aW	1.64	10/1841 (0.5%)	2.04	36/2500 (1.4%)
1	aX	1.65	14/1841 (0.8%)	1.99	44/2500 (1.8%)
1	aY	1.60	16/1841 (0.9%)	2.15	48/2500 (1.9%)
1	aZ	1.62	10/1841 (0.5%)	2.00	47/2500 (1.9%)
1	aa	1.67	11/1841 (0.6%)	1.94	34/2500 (1.4%)
1	ab	1.63	5/1841 (0.3%)	2.04	49/2500 (2.0%)
1	ac	1.63	13/1841 (0.7%)	1.93	44/2500 (1.8%)
1	ad	1.63	8/1841 (0.4%)	2.04	46/2500 (1.8%)
1	ae	1.62	7/1841 (0.4%)	1.99	46/2500 (1.8%)

Mol	Chain	Bond lengths		Bond angles	
		RMSZ	# Z >5	RMSZ	# Z >5
1	af	1.64	12/1841 (0.7%)	2.08	42/2500 (1.7%)
1	ag	1.61	7/1841 (0.4%)	2.03	40/2500 (1.6%)
1	ah	1.69	14/1841 (0.8%)	2.13	53/2500 (2.1%)
1	ai	1.58	9/1841 (0.5%)	2.01	39/2500 (1.6%)
1	aj	1.68	13/1841 (0.7%)	1.97	47/2500 (1.9%)
1	ak	1.64	12/1841 (0.7%)	2.14	55/2500 (2.2%)
1	al	1.66	10/1841 (0.5%)	2.07	52/2500 (2.1%)
1	am	1.65	12/1841 (0.7%)	2.14	46/2500 (1.8%)
1	an	1.64	3/1841 (0.2%)	1.92	46/2500 (1.8%)
1	ao	1.64	16/1841 (0.9%)	1.88	41/2500 (1.6%)
1	ap	1.62	5/1841 (0.3%)	2.05	48/2500 (1.9%)
1	aq	1.63	10/1841 (0.5%)	2.02	41/2500 (1.6%)
1	ar	1.66	10/1841 (0.5%)	1.94	36/2500 (1.4%)
1	as	1.64	11/1841 (0.6%)	1.94	42/2500 (1.7%)
1	at	1.62	8/1841 (0.4%)	1.94	38/2500 (1.5%)
1	au	1.68	16/1841 (0.9%)	2.04	46/2500 (1.8%)
1	av	1.62	10/1841 (0.5%)	2.09	47/2500 (1.9%)
1	aw	1.63	9/1841 (0.5%)	2.05	49/2500 (2.0%)
1	ax	1.65	9/1841 (0.5%)	1.99	46/2500 (1.8%)
1	ay	1.63	11/1841 (0.6%)	2.00	33/2500 (1.3%)
1	az	1.65	10/1841 (0.5%)	2.12	51/2500 (2.0%)
1	b	1.59	5/1841 (0.3%)	2.05	47/2500 (1.9%)
1	b0	1.62	9/1841 (0.5%)	2.07	46/2500 (1.8%)
1	b1	1.60	6/1841 (0.3%)	1.98	45/2500 (1.8%)
1	b2	1.62	16/1841 (0.9%)	1.97	35/2500 (1.4%)
1	b3	1.64	14/1841 (0.8%)	1.99	46/2500 (1.8%)
1	b4	1.60	12/1841 (0.7%)	2.05	37/2500 (1.5%)
1	b5	1.63	8/1841 (0.4%)	1.94	47/2500 (1.9%)
1	b6	1.65	8/1841 (0.4%)	2.02	49/2500 (2.0%)
1	b7	1.66	11/1841 (0.6%)	1.90	25/2500 (1.0%)
1	b8	1.65	14/1841 (0.8%)	2.01	36/2500 (1.4%)
1	b9	1.67	10/1841 (0.5%)	1.96	44/2500 (1.8%)
1	bA	1.65	17/1841 (0.9%)	2.04	40/2500 (1.6%)
1	bB	1.63	16/1841 (0.9%)	2.03	44/2500 (1.8%)
1	bC	1.63	13/1841 (0.7%)	2.10	50/2500 (2.0%)
1	bD	1.62	13/1841 (0.7%)	1.96	37/2500 (1.5%)
1	bE	1.63	8/1841 (0.4%)	2.02	47/2500 (1.9%)
1	bF	1.63	12/1841 (0.7%)	1.98	49/2500 (2.0%)
1	bG	1.63	5/1841 (0.3%)	2.03	41/2500 (1.6%)
1	bH	1.64	10/1841 (0.5%)	2.01	50/2500 (2.0%)
1	bI	1.64	13/1841 (0.7%)	1.96	44/2500 (1.8%)
1	bJ	1.63	9/1841 (0.5%)	2.03	45/2500 (1.8%)
1	bK	1.61	10/1841 (0.5%)	1.98	48/2500 (1.9%)

Mol	Chain	Bond lengths		Bond angles	
		RMSZ	# Z >5	RMSZ	# Z >5
1	bL	1.60	6/1841 (0.3%)	2.04	44/2500 (1.8%)
1	bM	1.69	14/1841 (0.8%)	1.97	31/2500 (1.2%)
1	bN	1.63	5/1841 (0.3%)	1.95	36/2500 (1.4%)
1	bO	1.68	17/1841 (0.9%)	2.05	50/2500 (2.0%)
1	bP	1.62	12/1841 (0.7%)	2.13	50/2500 (2.0%)
1	bQ	1.66	14/1841 (0.8%)	1.94	39/2500 (1.6%)
1	bR	1.66	12/1841 (0.7%)	2.03	45/2500 (1.8%)
1	bS	1.60	9/1841 (0.5%)	1.96	41/2500 (1.6%)
1	bT	1.65	11/1841 (0.6%)	2.04	45/2500 (1.8%)
1	bU	1.63	9/1841 (0.5%)	2.01	45/2500 (1.8%)
1	bV	1.62	9/1841 (0.5%)	1.94	42/2500 (1.7%)
1	bW	1.60	14/1841 (0.8%)	2.13	52/2500 (2.1%)
1	bX	1.64	9/1841 (0.5%)	1.97	44/2500 (1.8%)
1	bY	1.65	11/1841 (0.6%)	2.00	59/2500 (2.4%)
1	bZ	1.61	10/1841 (0.5%)	2.14	53/2500 (2.1%)
1	ba	1.67	5/1841 (0.3%)	2.04	43/2500 (1.7%)
1	bb	1.61	8/1841 (0.4%)	1.97	54/2500 (2.2%)
1	bc	1.63	9/1841 (0.5%)	1.99	44/2500 (1.8%)
1	bd	1.64	9/1841 (0.5%)	1.92	37/2500 (1.5%)
1	be	1.60	9/1841 (0.5%)	2.07	47/2500 (1.9%)
1	bf	1.59	10/1841 (0.5%)	2.05	49/2500 (2.0%)
1	bg	1.66	12/1841 (0.7%)	1.98	45/2500 (1.8%)
1	bh	1.64	12/1841 (0.7%)	1.93	41/2500 (1.6%)
1	bi	1.65	11/1841 (0.6%)	2.05	48/2500 (1.9%)
1	bj	1.64	8/1841 (0.4%)	1.90	31/2500 (1.2%)
1	bk	1.67	11/1841 (0.6%)	2.00	44/2500 (1.8%)
1	bl	1.62	7/1841 (0.4%)	2.09	47/2500 (1.9%)
1	bm	1.64	5/1841 (0.3%)	1.94	40/2500 (1.6%)
1	bn	1.66	9/1841 (0.5%)	1.91	33/2500 (1.3%)
1	bo	1.62	10/1841 (0.5%)	1.99	48/2500 (1.9%)
1	bp	1.66	14/1841 (0.8%)	2.01	48/2500 (1.9%)
1	bq	1.61	11/1841 (0.6%)	1.99	46/2500 (1.8%)
1	br	1.61	15/1841 (0.8%)	2.09	56/2500 (2.2%)
1	bs	1.66	13/1841 (0.7%)	1.93	43/2500 (1.7%)
1	bt	1.64	12/1841 (0.7%)	2.06	52/2500 (2.1%)
1	bu	1.70	16/1841 (0.9%)	1.95	48/2500 (1.9%)
1	bv	1.59	9/1841 (0.5%)	2.10	54/2500 (2.2%)
1	bw	1.65	9/1841 (0.5%)	1.97	47/2500 (1.9%)
1	bx	1.68	10/1841 (0.5%)	2.01	51/2500 (2.0%)
1	by	1.59	10/1841 (0.5%)	2.02	46/2500 (1.8%)
1	bz	1.65	16/1841 (0.9%)	1.98	40/2500 (1.6%)
1	c	1.62	10/1841 (0.5%)	1.99	46/2500 (1.8%)
1	c0	1.61	8/1841 (0.4%)	1.99	42/2500 (1.7%)

Mol	Chain	Bond lengths		Bond angles	
		RMSZ	# Z >5	RMSZ	# Z >5
1	c1	1.62	12/1841 (0.7%)	2.00	47/2500 (1.9%)
1	c2	1.71	8/1841 (0.4%)	2.09	50/2500 (2.0%)
1	c3	1.64	10/1841 (0.5%)	2.00	44/2500 (1.8%)
1	c4	1.64	17/1841 (0.9%)	1.96	49/2500 (2.0%)
1	c5	1.66	8/1841 (0.4%)	2.11	53/2500 (2.1%)
1	c6	1.61	7/1841 (0.4%)	2.01	41/2500 (1.6%)
1	c7	1.67	14/1841 (0.8%)	1.88	36/2500 (1.4%)
1	c8	1.65	11/1841 (0.6%)	2.08	43/2500 (1.7%)
1	c9	1.68	11/1841 (0.6%)	2.00	52/2500 (2.1%)
1	cA	1.60	15/1841 (0.8%)	2.00	40/2500 (1.6%)
1	cB	1.61	10/1841 (0.5%)	2.08	56/2500 (2.2%)
1	cC	1.65	6/1841 (0.3%)	2.02	54/2500 (2.2%)
1	cD	1.59	12/1841 (0.7%)	2.12	57/2500 (2.3%)
1	cE	1.62	5/1841 (0.3%)	2.01	49/2500 (2.0%)
1	cF	1.62	10/1841 (0.5%)	2.00	46/2500 (1.8%)
1	cG	1.61	8/1841 (0.4%)	2.01	57/2500 (2.3%)
1	cH	1.61	11/1841 (0.6%)	2.10	58/2500 (2.3%)
1	cI	1.63	14/1841 (0.8%)	1.94	38/2500 (1.5%)
1	cJ	1.61	10/1841 (0.5%)	1.91	38/2500 (1.5%)
1	cK	1.72	15/1841 (0.8%)	2.12	50/2500 (2.0%)
1	cL	1.59	5/1841 (0.3%)	2.00	48/2500 (1.9%)
1	cM	1.68	15/1841 (0.8%)	1.99	39/2500 (1.6%)
1	cN	1.61	11/1841 (0.6%)	1.98	40/2500 (1.6%)
1	cO	1.60	7/1841 (0.4%)	1.97	39/2500 (1.6%)
1	cP	1.62	10/1841 (0.5%)	2.02	43/2500 (1.7%)
1	cQ	1.57	1/1841 (0.1%)	2.12	43/2500 (1.7%)
1	cR	1.66	11/1841 (0.6%)	2.07	53/2500 (2.1%)
1	cS	1.62	12/1841 (0.7%)	2.05	44/2500 (1.8%)
1	cT	1.69	15/1841 (0.8%)	1.96	35/2500 (1.4%)
1	cU	1.64	6/1841 (0.3%)	2.02	45/2500 (1.8%)
1	cV	1.62	6/1841 (0.3%)	2.06	44/2500 (1.8%)
1	cW	1.60	10/1841 (0.5%)	2.07	57/2500 (2.3%)
1	cX	1.58	9/1841 (0.5%)	1.96	42/2500 (1.7%)
1	cY	1.60	12/1841 (0.7%)	1.94	34/2500 (1.4%)
1	cZ	1.66	8/1841 (0.4%)	2.12	47/2500 (1.9%)
1	ca	1.65	11/1841 (0.6%)	2.06	49/2500 (2.0%)
1	cb	1.63	11/1841 (0.6%)	1.95	43/2500 (1.7%)
1	cc	1.66	15/1841 (0.8%)	1.92	40/2500 (1.6%)
1	cd	1.63	9/1841 (0.5%)	2.10	53/2500 (2.1%)
1	ce	1.66	11/1841 (0.6%)	2.04	43/2500 (1.7%)
1	cf	1.64	8/1841 (0.4%)	2.04	61/2500 (2.4%)
1	cg	1.60	7/1841 (0.4%)	2.03	37/2500 (1.5%)
1	ch	1.62	8/1841 (0.4%)	1.98	34/2500 (1.4%)

Mol	Chain	Bond lengths		Bond angles	
		RMSZ	# Z >5	RMSZ	# Z >5
1	ci	1.63	13/1841 (0.7%)	2.12	49/2500 (2.0%)
1	cj	1.60	8/1841 (0.4%)	2.08	39/2500 (1.6%)
1	ck	1.68	14/1841 (0.8%)	1.94	50/2500 (2.0%)
1	cl	1.68	17/1841 (0.9%)	2.01	44/2500 (1.8%)
1	cm	1.59	9/1841 (0.5%)	1.99	51/2500 (2.0%)
1	cn	1.63	9/1841 (0.5%)	2.03	53/2500 (2.1%)
1	co	1.64	10/1841 (0.5%)	1.96	44/2500 (1.8%)
1	cp	1.60	15/1841 (0.8%)	2.02	51/2500 (2.0%)
1	cq	1.57	6/1841 (0.3%)	2.00	56/2500 (2.2%)
1	cr	1.62	7/1841 (0.4%)	1.98	48/2500 (1.9%)
1	cs	1.62	10/1841 (0.5%)	1.98	38/2500 (1.5%)
1	ct	1.65	10/1841 (0.5%)	2.03	51/2500 (2.0%)
1	cu	1.64	8/1841 (0.4%)	1.97	27/2500 (1.1%)
1	cv	1.60	12/1841 (0.7%)	2.08	51/2500 (2.0%)
1	cw	1.64	12/1841 (0.7%)	1.95	39/2500 (1.6%)
1	cx	1.60	9/1841 (0.5%)	1.96	49/2500 (2.0%)
1	cy	1.67	16/1841 (0.9%)	1.99	49/2500 (2.0%)
1	cz	1.59	7/1841 (0.4%)	1.96	39/2500 (1.6%)
1	d	1.64	7/1841 (0.4%)	1.90	37/2500 (1.5%)
1	d0	1.63	9/1841 (0.5%)	1.94	48/2500 (1.9%)
1	d1	1.64	10/1841 (0.5%)	1.95	46/2500 (1.8%)
1	d2	1.62	11/1841 (0.6%)	2.00	45/2500 (1.8%)
1	d3	1.62	11/1841 (0.6%)	1.98	41/2500 (1.6%)
1	d4	1.65	9/1841 (0.5%)	2.05	55/2500 (2.2%)
1	d5	1.60	12/1841 (0.7%)	1.91	37/2500 (1.5%)
1	d6	1.62	13/1841 (0.7%)	1.98	39/2500 (1.6%)
1	d7	1.60	10/1841 (0.5%)	2.02	48/2500 (1.9%)
1	d8	1.63	8/1841 (0.4%)	1.90	40/2500 (1.6%)
1	d9	1.60	9/1841 (0.5%)	1.97	41/2500 (1.6%)
1	dA	1.64	13/1841 (0.7%)	2.08	50/2500 (2.0%)
1	dB	1.63	8/1841 (0.4%)	2.03	54/2500 (2.2%)
1	dC	1.64	17/1841 (0.9%)	2.05	57/2500 (2.3%)
1	dD	1.66	13/1841 (0.7%)	2.06	57/2500 (2.3%)
1	dE	1.61	5/1841 (0.3%)	1.99	39/2500 (1.6%)
1	dF	1.67	15/1841 (0.8%)	2.02	40/2500 (1.6%)
1	dG	1.67	17/1841 (0.9%)	2.01	37/2500 (1.5%)
1	dH	1.65	11/1841 (0.6%)	1.97	42/2500 (1.7%)
1	dI	1.56	8/1841 (0.4%)	2.06	56/2500 (2.2%)
1	dJ	1.60	11/1841 (0.6%)	1.94	38/2500 (1.5%)
1	dK	1.63	16/1841 (0.9%)	1.91	31/2500 (1.2%)
1	dL	1.65	13/1841 (0.7%)	2.02	36/2500 (1.4%)
1	dM	1.66	15/1841 (0.8%)	2.10	38/2500 (1.5%)
1	dN	1.58	6/1841 (0.3%)	1.93	29/2500 (1.2%)

Mol	Chain	Bond lengths		Bond angles	
		RMSZ	# Z >5	RMSZ	# Z >5
1	dO	1.65	17/1841 (0.9%)	1.92	28/2500 (1.1%)
1	dP	1.61	9/1841 (0.5%)	1.97	51/2500 (2.0%)
1	dQ	1.65	11/1841 (0.6%)	2.03	43/2500 (1.7%)
1	dR	1.61	7/1841 (0.4%)	1.92	34/2500 (1.4%)
1	dS	1.58	7/1841 (0.4%)	1.93	36/2500 (1.4%)
1	dT	1.65	16/1841 (0.9%)	2.00	42/2500 (1.7%)
1	dU	1.64	8/1841 (0.4%)	1.99	47/2500 (1.9%)
1	dV	1.56	7/1841 (0.4%)	1.96	47/2500 (1.9%)
1	dW	1.64	11/1841 (0.6%)	2.04	51/2500 (2.0%)
1	dX	1.65	12/1841 (0.7%)	1.97	42/2500 (1.7%)
1	dY	1.65	8/1841 (0.4%)	1.99	46/2500 (1.8%)
1	dZ	1.64	11/1841 (0.6%)	1.93	49/2500 (2.0%)
1	da	1.65	13/1841 (0.7%)	1.93	34/2500 (1.4%)
1	db	1.66	11/1841 (0.6%)	2.01	49/2500 (2.0%)
1	dc	1.63	14/1841 (0.8%)	2.03	52/2500 (2.1%)
1	dd	1.64	11/1841 (0.6%)	2.06	50/2500 (2.0%)
1	de	1.63	8/1841 (0.4%)	1.95	32/2500 (1.3%)
1	df	1.65	12/1841 (0.7%)	1.95	33/2500 (1.3%)
1	dg	1.60	12/1841 (0.7%)	2.05	47/2500 (1.9%)
1	dh	1.60	9/1841 (0.5%)	1.94	41/2500 (1.6%)
1	di	1.64	8/1841 (0.4%)	2.05	46/2500 (1.8%)
1	dj	1.66	15/1841 (0.8%)	1.97	37/2500 (1.5%)
1	dk	1.65	16/1841 (0.9%)	2.06	44/2500 (1.8%)
1	dl	1.59	12/1841 (0.7%)	2.04	42/2500 (1.7%)
1	dm	1.64	14/1841 (0.8%)	1.93	39/2500 (1.6%)
1	dn	1.67	13/1841 (0.7%)	2.06	47/2500 (1.9%)
1	do	1.69	12/1841 (0.7%)	1.98	57/2500 (2.3%)
1	dp	1.63	10/1841 (0.5%)	2.04	42/2500 (1.7%)
1	dq	1.61	9/1841 (0.5%)	2.01	44/2500 (1.8%)
1	dr	1.58	7/1841 (0.4%)	2.02	42/2500 (1.7%)
1	ds	1.61	14/1841 (0.8%)	2.11	47/2500 (1.9%)
1	dt	1.62	12/1841 (0.7%)	1.93	38/2500 (1.5%)
1	du	1.58	10/1841 (0.5%)	2.00	42/2500 (1.7%)
1	dv	1.65	6/1841 (0.3%)	2.11	47/2500 (1.9%)
1	dw	1.66	13/1841 (0.7%)	2.07	44/2500 (1.8%)
1	dx	1.67	12/1841 (0.7%)	2.05	48/2500 (1.9%)
1	dy	1.64	7/1841 (0.4%)	2.14	46/2500 (1.8%)
1	dz	1.64	10/1841 (0.5%)	1.99	46/2500 (1.8%)
1	e	1.67	13/1841 (0.7%)	1.96	42/2500 (1.7%)
1	e0	1.61	13/1841 (0.7%)	2.02	52/2500 (2.1%)
1	e1	1.65	16/1841 (0.9%)	1.99	44/2500 (1.8%)
1	e2	1.63	7/1841 (0.4%)	2.11	46/2500 (1.8%)
1	e3	1.60	9/1841 (0.5%)	2.07	53/2500 (2.1%)

Mol	Chain	Bond lengths		Bond angles	
		RMSZ	# Z >5	RMSZ	# Z >5
1	e4	1.57	7/1841 (0.4%)	2.04	54/2500 (2.2%)
1	e5	1.64	14/1841 (0.8%)	2.01	42/2500 (1.7%)
1	e6	1.63	13/1841 (0.7%)	1.98	43/2500 (1.7%)
1	e7	1.63	13/1841 (0.7%)	2.00	29/2500 (1.2%)
1	e8	1.62	5/1841 (0.3%)	2.03	41/2500 (1.6%)
1	e9	1.62	8/1841 (0.4%)	1.97	47/2500 (1.9%)
1	eA	1.64	14/1841 (0.8%)	1.94	40/2500 (1.6%)
1	eB	1.62	5/1841 (0.3%)	2.09	50/2500 (2.0%)
1	eC	1.64	8/1841 (0.4%)	2.01	47/2500 (1.9%)
1	eD	1.65	10/1841 (0.5%)	2.00	50/2500 (2.0%)
1	eE	1.65	13/1841 (0.7%)	1.98	40/2500 (1.6%)
1	eF	1.64	10/1841 (0.5%)	2.09	41/2500 (1.6%)
1	eG	1.60	7/1841 (0.4%)	1.94	36/2500 (1.4%)
1	eH	1.63	16/1841 (0.9%)	2.03	39/2500 (1.6%)
1	eI	1.66	12/1841 (0.7%)	1.99	43/2500 (1.7%)
1	eJ	1.61	10/1841 (0.5%)	2.01	45/2500 (1.8%)
1	eK	1.67	14/1841 (0.8%)	1.90	46/2500 (1.8%)
1	eL	1.73	14/1841 (0.8%)	1.98	45/2500 (1.8%)
1	eM	1.68	10/1841 (0.5%)	2.10	55/2500 (2.2%)
1	eN	1.60	7/1841 (0.4%)	1.96	40/2500 (1.6%)
1	eO	1.62	6/1841 (0.3%)	1.95	39/2500 (1.6%)
1	eP	1.63	10/1841 (0.5%)	2.02	40/2500 (1.6%)
1	eQ	1.60	15/1841 (0.8%)	2.00	56/2500 (2.2%)
1	eR	1.66	13/1841 (0.7%)	2.02	54/2500 (2.2%)
1	eS	1.62	14/1841 (0.8%)	2.02	40/2500 (1.6%)
1	eT	1.65	7/1841 (0.4%)	1.96	48/2500 (1.9%)
1	eU	1.62	9/1841 (0.5%)	2.07	45/2500 (1.8%)
1	eV	1.64	13/1841 (0.7%)	1.96	31/2500 (1.2%)
1	eW	1.57	5/1841 (0.3%)	2.06	45/2500 (1.8%)
1	eX	1.64	14/1841 (0.8%)	2.02	47/2500 (1.9%)
1	eY	1.60	9/1841 (0.5%)	2.02	43/2500 (1.7%)
1	eZ	1.66	11/1841 (0.6%)	2.00	45/2500 (1.8%)
1	ea	1.60	9/1841 (0.5%)	2.00	46/2500 (1.8%)
1	eb	1.64	10/1841 (0.5%)	2.06	50/2500 (2.0%)
1	ec	1.61	8/1841 (0.4%)	2.01	40/2500 (1.6%)
1	ed	1.61	3/1841 (0.2%)	2.01	48/2500 (1.9%)
1	ee	1.60	8/1841 (0.4%)	2.15	46/2500 (1.8%)
1	ef	1.64	9/1841 (0.5%)	2.06	34/2500 (1.4%)
1	eg	1.61	12/1841 (0.7%)	2.05	49/2500 (2.0%)
1	eh	1.60	10/1841 (0.5%)	1.98	43/2500 (1.7%)
1	ei	1.58	11/1841 (0.6%)	2.14	51/2500 (2.0%)
1	ej	1.61	8/1841 (0.4%)	2.01	43/2500 (1.7%)
1	ek	1.63	13/1841 (0.7%)	1.95	33/2500 (1.3%)

Mol	Chain	Bond lengths		Bond angles	
		RMSZ	# Z >5	RMSZ	# Z >5
1	el	1.63	7/1841 (0.4%)	2.04	46/2500 (1.8%)
1	em	1.69	20/1841 (1.1%)	1.99	44/2500 (1.8%)
1	en	1.61	3/1841 (0.2%)	2.02	46/2500 (1.8%)
1	eo	1.67	13/1841 (0.7%)	1.96	43/2500 (1.7%)
1	ep	1.64	8/1841 (0.4%)	1.99	50/2500 (2.0%)
1	eq	1.60	11/1841 (0.6%)	2.03	45/2500 (1.8%)
1	er	1.61	11/1841 (0.6%)	2.02	47/2500 (1.9%)
1	es	1.67	12/1841 (0.7%)	2.02	38/2500 (1.5%)
1	et	1.61	10/1841 (0.5%)	1.96	41/2500 (1.6%)
1	eu	1.66	14/1841 (0.8%)	2.04	40/2500 (1.6%)
1	ev	1.64	7/1841 (0.4%)	2.04	49/2500 (2.0%)
1	ew	1.61	13/1841 (0.7%)	2.00	41/2500 (1.6%)
1	ex	1.60	3/1841 (0.2%)	1.94	34/2500 (1.4%)
1	ey	1.66	11/1841 (0.6%)	2.06	48/2500 (1.9%)
1	ez	1.60	7/1841 (0.4%)	1.96	42/2500 (1.7%)
1	f	1.63	10/1841 (0.5%)	1.96	45/2500 (1.8%)
1	f0	1.64	14/1841 (0.8%)	1.90	36/2500 (1.4%)
1	f1	1.65	12/1841 (0.7%)	1.98	48/2500 (1.9%)
1	f2	1.61	6/1841 (0.3%)	1.93	32/2500 (1.3%)
1	f3	1.67	13/1841 (0.7%)	2.00	47/2500 (1.9%)
1	f4	1.68	15/1841 (0.8%)	1.97	41/2500 (1.6%)
1	f5	1.59	6/1841 (0.3%)	2.27	52/2500 (2.1%)
1	f6	1.69	16/1841 (0.9%)	1.91	33/2500 (1.3%)
1	f7	1.67	13/1841 (0.7%)	2.05	49/2500 (2.0%)
1	f8	1.65	12/1841 (0.7%)	1.98	51/2500 (2.0%)
1	f9	1.63	8/1841 (0.4%)	2.00	43/2500 (1.7%)
1	fA	1.62	8/1841 (0.4%)	1.93	40/2500 (1.6%)
1	fB	1.65	9/1841 (0.5%)	2.08	49/2500 (2.0%)
1	fC	1.67	8/1841 (0.4%)	2.09	42/2500 (1.7%)
1	fD	1.68	14/1841 (0.8%)	1.96	34/2500 (1.4%)
1	fE	1.67	12/1841 (0.7%)	1.92	37/2500 (1.5%)
1	fF	1.63	7/1841 (0.4%)	2.02	48/2500 (1.9%)
1	fG	1.64	11/1841 (0.6%)	2.04	43/2500 (1.7%)
1	fH	1.60	13/1841 (0.7%)	1.95	36/2500 (1.4%)
1	fI	1.68	16/1841 (0.9%)	2.08	52/2500 (2.1%)
1	fJ	1.62	13/1841 (0.7%)	1.97	46/2500 (1.8%)
1	fK	1.57	5/1841 (0.3%)	2.08	49/2500 (2.0%)
1	fL	1.62	10/1841 (0.5%)	1.97	39/2500 (1.6%)
1	fM	1.64	15/1841 (0.8%)	1.98	49/2500 (2.0%)
1	fN	1.64	7/1841 (0.4%)	1.97	45/2500 (1.8%)
1	fO	1.65	12/1841 (0.7%)	2.06	42/2500 (1.7%)
1	fP	1.58	5/1841 (0.3%)	2.09	53/2500 (2.1%)
1	fQ	1.56	8/1841 (0.4%)	2.07	48/2500 (1.9%)

Mol	Chain	Bond lengths		Bond angles	
		RMSZ	# Z >5	RMSZ	# Z >5
1	fR	1.65	7/1841 (0.4%)	2.00	55/2500 (2.2%)
1	fS	1.59	3/1841 (0.2%)	1.93	44/2500 (1.8%)
1	fT	1.63	16/1841 (0.9%)	1.99	42/2500 (1.7%)
1	fU	1.61	10/1841 (0.5%)	1.92	40/2500 (1.6%)
1	fV	1.62	10/1841 (0.5%)	2.06	39/2500 (1.6%)
1	fW	1.64	12/1841 (0.7%)	2.01	42/2500 (1.7%)
1	fX	1.60	10/1841 (0.5%)	2.00	43/2500 (1.7%)
1	fY	1.64	9/1841 (0.5%)	1.94	34/2500 (1.4%)
1	fZ	1.68	16/1841 (0.9%)	1.99	44/2500 (1.8%)
1	fa	1.62	11/1841 (0.6%)	2.02	52/2500 (2.1%)
1	fb	1.59	12/1841 (0.7%)	1.87	34/2500 (1.4%)
1	fc	1.66	7/1841 (0.4%)	2.03	41/2500 (1.6%)
1	fd	1.64	9/1841 (0.5%)	1.99	39/2500 (1.6%)
1	fe	1.65	13/1841 (0.7%)	1.97	47/2500 (1.9%)
1	ff	1.66	8/1841 (0.4%)	2.07	45/2500 (1.8%)
1	fg	1.61	7/1841 (0.4%)	2.01	52/2500 (2.1%)
1	fh	1.64	8/1841 (0.4%)	1.97	43/2500 (1.7%)
1	fi	1.58	8/1841 (0.4%)	1.99	52/2500 (2.1%)
1	fj	1.62	7/1841 (0.4%)	1.96	43/2500 (1.7%)
1	fk	1.59	7/1841 (0.4%)	2.10	40/2500 (1.6%)
1	fl	1.67	12/1841 (0.7%)	2.02	47/2500 (1.9%)
1	fm	1.65	10/1841 (0.5%)	2.11	42/2500 (1.7%)
1	fn	1.66	16/1841 (0.9%)	2.04	42/2500 (1.7%)
1	fo	1.64	9/1841 (0.5%)	2.12	46/2500 (1.8%)
1	fp	1.62	7/1841 (0.4%)	2.01	58/2500 (2.3%)
1	fq	1.61	8/1841 (0.4%)	2.07	53/2500 (2.1%)
1	fr	1.59	12/1841 (0.7%)	1.98	37/2500 (1.5%)
1	fs	1.66	16/1841 (0.9%)	1.98	41/2500 (1.6%)
1	ft	1.60	9/1841 (0.5%)	2.05	39/2500 (1.6%)
1	fu	1.63	15/1841 (0.8%)	2.01	35/2500 (1.4%)
1	fv	1.65	4/1841 (0.2%)	1.94	43/2500 (1.7%)
1	fw	1.60	4/1841 (0.2%)	2.05	43/2500 (1.7%)
1	fx	1.57	7/1841 (0.4%)	1.93	31/2500 (1.2%)
1	fy	1.62	15/1841 (0.8%)	2.03	44/2500 (1.8%)
1	fz	1.61	6/1841 (0.3%)	2.04	54/2500 (2.2%)
1	g	1.65	9/1841 (0.5%)	1.94	40/2500 (1.6%)
1	g0	1.64	8/1841 (0.4%)	1.96	40/2500 (1.6%)
1	g1	1.64	14/1841 (0.8%)	2.03	42/2500 (1.7%)
1	g2	1.65	11/1841 (0.6%)	2.01	46/2500 (1.8%)
1	g3	1.65	10/1841 (0.5%)	2.01	47/2500 (1.9%)
1	g4	1.63	12/1841 (0.7%)	2.00	44/2500 (1.8%)
1	g5	1.65	11/1841 (0.6%)	2.04	49/2500 (2.0%)
1	g6	1.65	8/1841 (0.4%)	1.93	30/2500 (1.2%)

Mol	Chain	Bond lengths		Bond angles	
		RMSZ	# Z >5	RMSZ	# Z >5
1	g7	1.71	13/1841 (0.7%)	2.05	40/2500 (1.6%)
1	g8	1.63	6/1841 (0.3%)	1.93	43/2500 (1.7%)
1	g9	1.65	11/1841 (0.6%)	2.04	55/2500 (2.2%)
1	gA	1.61	11/1841 (0.6%)	1.97	44/2500 (1.8%)
1	gB	1.61	2/1841 (0.1%)	2.07	44/2500 (1.8%)
1	gC	1.70	15/1841 (0.8%)	2.06	61/2500 (2.4%)
1	gD	1.63	8/1841 (0.4%)	2.07	50/2500 (2.0%)
1	gE	1.59	7/1841 (0.4%)	1.92	45/2500 (1.8%)
1	gF	1.65	7/1841 (0.4%)	2.01	40/2500 (1.6%)
1	gG	1.60	8/1841 (0.4%)	2.10	50/2500 (2.0%)
1	gH	1.69	13/1841 (0.7%)	1.96	44/2500 (1.8%)
1	gI	1.62	11/1841 (0.6%)	2.02	49/2500 (2.0%)
1	gJ	1.66	10/1841 (0.5%)	1.95	41/2500 (1.6%)
1	gK	1.66	13/1841 (0.7%)	1.98	41/2500 (1.6%)
1	gL	1.64	10/1841 (0.5%)	2.04	47/2500 (1.9%)
1	gM	1.65	8/1841 (0.4%)	2.01	49/2500 (2.0%)
1	gN	1.65	11/1841 (0.6%)	1.98	42/2500 (1.7%)
1	gO	1.66	11/1841 (0.6%)	2.01	43/2500 (1.7%)
1	gP	1.63	9/1841 (0.5%)	2.04	43/2500 (1.7%)
1	gQ	1.61	10/1841 (0.5%)	2.00	47/2500 (1.9%)
1	gR	1.55	5/1841 (0.3%)	1.98	46/2500 (1.8%)
1	gS	1.62	8/1841 (0.4%)	1.97	40/2500 (1.6%)
1	gT	1.64	16/1841 (0.9%)	2.04	44/2500 (1.8%)
1	gU	1.63	8/1841 (0.4%)	2.03	42/2500 (1.7%)
1	gV	1.67	9/1841 (0.5%)	2.02	41/2500 (1.6%)
1	gW	1.61	12/1841 (0.7%)	2.02	54/2500 (2.2%)
1	gX	1.64	13/1841 (0.7%)	2.09	48/2500 (1.9%)
1	gY	1.63	9/1841 (0.5%)	1.97	42/2500 (1.7%)
1	gZ	1.61	9/1841 (0.5%)	1.91	34/2500 (1.4%)
1	ga	1.59	8/1841 (0.4%)	2.06	49/2500 (2.0%)
1	gb	1.64	16/1841 (0.9%)	2.09	43/2500 (1.7%)
1	gc	1.66	10/1841 (0.5%)	1.91	34/2500 (1.4%)
1	gd	1.62	11/1841 (0.6%)	2.21	57/2500 (2.3%)
1	ge	1.58	4/1841 (0.2%)	2.02	38/2500 (1.5%)
1	gf	1.59	8/1841 (0.4%)	2.01	45/2500 (1.8%)
1	gg	1.68	17/1841 (0.9%)	2.08	55/2500 (2.2%)
1	gh	1.67	13/1841 (0.7%)	2.04	48/2500 (1.9%)
1	gi	1.62	13/1841 (0.7%)	2.14	60/2500 (2.4%)
1	gj	1.66	11/1841 (0.6%)	2.05	49/2500 (2.0%)
1	gk	1.60	8/1841 (0.4%)	2.04	49/2500 (2.0%)
1	gl	1.65	11/1841 (0.6%)	1.95	38/2500 (1.5%)
1	gm	1.62	7/1841 (0.4%)	2.02	46/2500 (1.8%)
1	gn	1.62	7/1841 (0.4%)	2.14	50/2500 (2.0%)

Mol	Chain	Bond lengths		Bond angles	
		RMSZ	# Z >5	RMSZ	# Z >5
1	go	1.61	10/1841 (0.5%)	2.09	41/2500 (1.6%)
1	gp	1.68	17/1841 (0.9%)	1.92	46/2500 (1.8%)
1	gq	1.61	6/1841 (0.3%)	1.97	46/2500 (1.8%)
1	gr	1.61	11/1841 (0.6%)	1.99	48/2500 (1.9%)
1	gs	1.62	7/1841 (0.4%)	2.13	45/2500 (1.8%)
1	gt	1.67	13/1841 (0.7%)	2.05	47/2500 (1.9%)
1	gu	1.62	5/1841 (0.3%)	2.02	44/2500 (1.8%)
1	gv	1.61	8/1841 (0.4%)	2.02	42/2500 (1.7%)
1	gw	1.62	13/1841 (0.7%)	2.00	39/2500 (1.6%)
1	gx	1.64	12/1841 (0.7%)	1.97	46/2500 (1.8%)
1	gy	1.61	12/1841 (0.7%)	2.00	43/2500 (1.7%)
1	gz	1.66	15/1841 (0.8%)	2.07	45/2500 (1.8%)
1	h	1.63	11/1841 (0.6%)	1.96	35/2500 (1.4%)
1	h0	1.61	10/1841 (0.5%)	1.95	50/2500 (2.0%)
1	h1	1.61	10/1841 (0.5%)	1.99	45/2500 (1.8%)
1	h2	1.63	9/1841 (0.5%)	2.01	46/2500 (1.8%)
1	h3	1.62	11/1841 (0.6%)	2.00	58/2500 (2.3%)
1	h4	1.65	12/1841 (0.7%)	1.93	33/2500 (1.3%)
1	h5	1.66	9/1841 (0.5%)	1.97	43/2500 (1.7%)
1	h6	1.59	5/1841 (0.3%)	1.92	43/2500 (1.7%)
1	h7	1.64	10/1841 (0.5%)	2.02	51/2500 (2.0%)
1	h8	1.59	9/1841 (0.5%)	1.95	41/2500 (1.6%)
1	h9	1.67	13/1841 (0.7%)	1.99	48/2500 (1.9%)
1	hA	1.60	13/1841 (0.7%)	2.07	44/2500 (1.8%)
1	hB	1.63	10/1841 (0.5%)	1.93	36/2500 (1.4%)
1	hC	1.65	8/1841 (0.4%)	1.99	44/2500 (1.8%)
1	hD	1.66	12/1841 (0.7%)	2.11	48/2500 (1.9%)
1	hE	1.62	6/1841 (0.3%)	1.97	35/2500 (1.4%)
1	hF	1.65	13/1841 (0.7%)	2.03	43/2500 (1.7%)
1	hG	1.65	12/1841 (0.7%)	2.02	49/2500 (2.0%)
1	hH	1.57	6/1841 (0.3%)	2.04	43/2500 (1.7%)
1	hI	1.63	9/1841 (0.5%)	1.96	43/2500 (1.7%)
1	hJ	1.67	18/1841 (1.0%)	2.02	46/2500 (1.8%)
1	hK	1.64	10/1841 (0.5%)	2.08	47/2500 (1.9%)
1	hL	1.63	11/1841 (0.6%)	1.94	44/2500 (1.8%)
1	hM	1.62	5/1841 (0.3%)	2.22	46/2500 (1.8%)
1	hN	1.64	14/1841 (0.8%)	2.02	42/2500 (1.7%)
1	hO	1.62	10/1841 (0.5%)	1.97	38/2500 (1.5%)
1	hP	1.60	9/1841 (0.5%)	1.94	41/2500 (1.6%)
1	hQ	1.63	12/1841 (0.7%)	2.11	57/2500 (2.3%)
1	hR	1.73	22/1841 (1.2%)	1.91	45/2500 (1.8%)
1	hS	1.63	8/1841 (0.4%)	1.93	45/2500 (1.8%)
1	hT	1.61	9/1841 (0.5%)	1.95	45/2500 (1.8%)

Mol	Chain	Bond lengths		Bond angles	
		RMSZ	# Z >5	RMSZ	# Z >5
1	hU	1.63	13/1841 (0.7%)	1.96	40/2500 (1.6%)
1	hV	1.58	13/1841 (0.7%)	2.00	52/2500 (2.1%)
1	hW	1.64	9/1841 (0.5%)	2.02	49/2500 (2.0%)
1	hX	1.60	12/1841 (0.7%)	2.06	43/2500 (1.7%)
1	hY	1.61	10/1841 (0.5%)	2.04	42/2500 (1.7%)
1	hZ	1.62	9/1841 (0.5%)	2.07	50/2500 (2.0%)
1	ha	1.64	4/1841 (0.2%)	1.94	45/2500 (1.8%)
1	hb	1.66	14/1841 (0.8%)	1.93	44/2500 (1.8%)
1	hc	1.62	11/1841 (0.6%)	2.03	49/2500 (2.0%)
1	hd	1.62	9/1841 (0.5%)	1.97	44/2500 (1.8%)
1	he	1.60	13/1841 (0.7%)	1.96	41/2500 (1.6%)
1	hf	1.66	16/1841 (0.9%)	2.04	57/2500 (2.3%)
1	hg	1.62	11/1841 (0.6%)	2.10	54/2500 (2.2%)
1	hh	1.69	13/1841 (0.7%)	1.95	37/2500 (1.5%)
1	hi	1.66	11/1841 (0.6%)	2.07	54/2500 (2.2%)
1	hj	1.61	6/1841 (0.3%)	1.96	46/2500 (1.8%)
1	hk	1.65	12/1841 (0.7%)	1.98	41/2500 (1.6%)
1	hl	1.67	10/1841 (0.5%)	2.03	42/2500 (1.7%)
1	hm	1.63	11/1841 (0.6%)	2.08	44/2500 (1.8%)
1	hn	1.60	12/1841 (0.7%)	2.02	39/2500 (1.6%)
1	ho	1.61	9/1841 (0.5%)	2.05	40/2500 (1.6%)
1	hp	1.63	14/1841 (0.8%)	2.07	50/2500 (2.0%)
1	hq	1.64	11/1841 (0.6%)	2.02	42/2500 (1.7%)
1	hr	1.63	4/1841 (0.2%)	2.05	56/2500 (2.2%)
1	hs	1.68	12/1841 (0.7%)	2.08	50/2500 (2.0%)
1	ht	1.59	10/1841 (0.5%)	1.94	38/2500 (1.5%)
1	hu	1.65	12/1841 (0.7%)	2.05	44/2500 (1.8%)
1	hv	1.65	10/1841 (0.5%)	1.97	46/2500 (1.8%)
1	hw	1.57	6/1841 (0.3%)	2.11	47/2500 (1.9%)
1	hx	1.61	8/1841 (0.4%)	1.99	40/2500 (1.6%)
1	hy	1.61	7/1841 (0.4%)	2.06	52/2500 (2.1%)
1	hz	1.62	12/1841 (0.7%)	2.04	51/2500 (2.0%)
1	i	1.66	12/1841 (0.7%)	1.97	37/2500 (1.5%)
1	i0	1.67	13/1841 (0.7%)	2.09	37/2500 (1.5%)
1	i1	1.59	11/1841 (0.6%)	1.99	52/2500 (2.1%)
1	i2	1.64	7/1841 (0.4%)	1.96	42/2500 (1.7%)
1	i3	1.65	8/1841 (0.4%)	1.94	33/2500 (1.3%)
1	i4	1.65	15/1841 (0.8%)	1.95	46/2500 (1.8%)
1	i5	1.66	16/1841 (0.9%)	1.99	48/2500 (1.9%)
1	i6	1.64	12/1841 (0.7%)	2.08	46/2500 (1.8%)
1	i7	1.61	7/1841 (0.4%)	2.04	50/2500 (2.0%)
1	i8	1.61	7/1841 (0.4%)	2.00	42/2500 (1.7%)
1	i9	1.64	13/1841 (0.7%)	2.07	58/2500 (2.3%)

Mol	Chain	Bond lengths		Bond angles	
		RMSZ	# Z >5	RMSZ	# Z >5
1	iA	1.63	8/1841 (0.4%)	2.03	50/2500 (2.0%)
1	iB	1.60	10/1841 (0.5%)	1.97	40/2500 (1.6%)
1	iC	1.58	6/1841 (0.3%)	2.02	48/2500 (1.9%)
1	iD	1.60	11/1841 (0.6%)	1.97	39/2500 (1.6%)
1	iE	1.64	13/1841 (0.7%)	1.97	45/2500 (1.8%)
1	iF	1.67	14/1841 (0.8%)	1.99	48/2500 (1.9%)
1	iG	1.63	12/1841 (0.7%)	2.03	55/2500 (2.2%)
1	iH	1.68	14/1841 (0.8%)	2.10	48/2500 (1.9%)
1	iI	1.64	13/1841 (0.7%)	1.98	45/2500 (1.8%)
1	iJ	1.62	9/1841 (0.5%)	1.98	46/2500 (1.8%)
1	iK	1.63	11/1841 (0.6%)	2.04	48/2500 (1.9%)
1	iL	1.64	12/1841 (0.7%)	2.02	48/2500 (1.9%)
1	iM	1.65	11/1841 (0.6%)	2.16	46/2500 (1.8%)
1	iN	1.62	8/1841 (0.4%)	2.06	57/2500 (2.3%)
1	iO	1.63	8/1841 (0.4%)	2.05	44/2500 (1.8%)
1	iP	1.68	14/1841 (0.8%)	1.95	38/2500 (1.5%)
1	iQ	1.62	13/1841 (0.7%)	2.02	46/2500 (1.8%)
1	iR	1.59	13/1841 (0.7%)	2.11	53/2500 (2.1%)
1	iS	1.65	10/1841 (0.5%)	1.98	45/2500 (1.8%)
1	iT	1.68	12/1841 (0.7%)	2.08	55/2500 (2.2%)
1	iU	1.58	11/1841 (0.6%)	2.03	37/2500 (1.5%)
1	iV	1.63	10/1841 (0.5%)	1.92	42/2500 (1.7%)
1	iW	1.61	9/1841 (0.5%)	2.05	45/2500 (1.8%)
1	iX	1.65	13/1841 (0.7%)	2.00	45/2500 (1.8%)
1	iY	1.58	6/1841 (0.3%)	1.94	45/2500 (1.8%)
1	iZ	1.63	10/1841 (0.5%)	1.93	46/2500 (1.8%)
1	ia	1.60	9/1841 (0.5%)	2.09	49/2500 (2.0%)
1	ib	1.60	13/1841 (0.7%)	1.97	41/2500 (1.6%)
1	ic	1.63	16/1841 (0.9%)	2.02	49/2500 (2.0%)
1	id	1.60	8/1841 (0.4%)	1.94	43/2500 (1.7%)
1	ie	1.64	9/1841 (0.5%)	2.04	49/2500 (2.0%)
1	if	1.61	7/1841 (0.4%)	2.03	46/2500 (1.8%)
1	ig	1.66	14/1841 (0.8%)	2.11	43/2500 (1.7%)
1	ih	1.64	14/1841 (0.8%)	2.00	42/2500 (1.7%)
1	ii	1.63	9/1841 (0.5%)	2.00	49/2500 (2.0%)
1	ij	1.65	8/1841 (0.4%)	2.00	48/2500 (1.9%)
1	ik	1.66	14/1841 (0.8%)	1.96	48/2500 (1.9%)
1	il	1.59	6/1841 (0.3%)	2.04	54/2500 (2.2%)
1	im	1.64	12/1841 (0.7%)	2.02	43/2500 (1.7%)
1	in	1.63	8/1841 (0.4%)	1.97	49/2500 (2.0%)
1	io	1.68	13/1841 (0.7%)	2.11	59/2500 (2.4%)
1	ip	1.62	10/1841 (0.5%)	1.95	44/2500 (1.8%)
1	iq	1.66	9/1841 (0.5%)	1.89	44/2500 (1.8%)

Mol	Chain	Bond lengths		Bond angles	
		RMSZ	# Z >5	RMSZ	# Z >5
1	ir	1.61	9/1841 (0.5%)	1.95	42/2500 (1.7%)
1	is	1.57	7/1841 (0.4%)	1.93	41/2500 (1.6%)
1	it	1.69	14/1841 (0.8%)	2.15	51/2500 (2.0%)
1	iu	1.65	8/1841 (0.4%)	2.06	47/2500 (1.9%)
1	iv	1.62	11/1841 (0.6%)	2.00	50/2500 (2.0%)
1	iw	1.59	10/1841 (0.5%)	1.98	44/2500 (1.8%)
1	ix	1.63	12/1841 (0.7%)	2.03	47/2500 (1.9%)
1	iy	1.58	8/1841 (0.4%)	2.02	39/2500 (1.6%)
1	iz	1.62	11/1841 (0.6%)	2.12	54/2500 (2.2%)
1	j	1.63	7/1841 (0.4%)	2.02	34/2500 (1.4%)
1	j0	1.65	11/1841 (0.6%)	2.11	46/2500 (1.8%)
1	j1	1.68	15/1841 (0.8%)	2.09	59/2500 (2.4%)
1	j2	1.65	7/1841 (0.4%)	2.10	35/2500 (1.4%)
1	j3	1.63	4/1841 (0.2%)	1.94	38/2500 (1.5%)
1	j4	1.61	5/1841 (0.3%)	2.06	49/2500 (2.0%)
1	j5	1.61	12/1841 (0.7%)	1.98	42/2500 (1.7%)
1	j6	1.64	10/1841 (0.5%)	1.90	37/2500 (1.5%)
1	j7	1.65	13/1841 (0.7%)	2.03	51/2500 (2.0%)
1	j8	1.66	11/1841 (0.6%)	2.01	41/2500 (1.6%)
1	j9	1.63	12/1841 (0.7%)	1.96	49/2500 (2.0%)
1	jA	1.69	14/1841 (0.8%)	1.98	37/2500 (1.5%)
1	jB	1.69	21/1841 (1.1%)	2.06	42/2500 (1.7%)
1	jC	1.64	14/1841 (0.8%)	2.03	46/2500 (1.8%)
1	jD	1.65	13/1841 (0.7%)	2.02	42/2500 (1.7%)
1	jE	1.63	10/1841 (0.5%)	2.09	36/2500 (1.4%)
1	jF	1.70	13/1841 (0.7%)	2.03	44/2500 (1.8%)
1	jG	1.60	9/1841 (0.5%)	1.97	45/2500 (1.8%)
1	jH	1.64	8/1841 (0.4%)	1.94	33/2500 (1.3%)
1	jI	1.61	8/1841 (0.4%)	2.07	49/2500 (2.0%)
1	jJ	1.62	6/1841 (0.3%)	2.05	38/2500 (1.5%)
1	jK	1.58	6/1841 (0.3%)	1.97	45/2500 (1.8%)
1	jL	1.63	8/1841 (0.4%)	2.00	38/2500 (1.5%)
1	jM	1.64	15/1841 (0.8%)	1.97	39/2500 (1.6%)
1	jN	1.65	12/1841 (0.7%)	2.04	47/2500 (1.9%)
1	jO	1.60	11/1841 (0.6%)	2.08	51/2500 (2.0%)
1	jP	1.61	12/1841 (0.7%)	2.04	52/2500 (2.1%)
1	jQ	1.64	15/1841 (0.8%)	1.98	46/2500 (1.8%)
1	jR	1.67	10/1841 (0.5%)	2.04	56/2500 (2.2%)
1	jS	1.62	9/1841 (0.5%)	1.97	37/2500 (1.5%)
1	jT	1.59	10/1841 (0.5%)	2.04	47/2500 (1.9%)
1	jU	1.61	7/1841 (0.4%)	2.14	62/2500 (2.5%)
1	jV	1.62	8/1841 (0.4%)	2.01	47/2500 (1.9%)
1	jW	1.66	13/1841 (0.7%)	1.97	40/2500 (1.6%)

Mol	Chain	Bond lengths		Bond angles	
		RMSZ	# Z >5	RMSZ	# Z >5
1	jX	1.59	7/1841 (0.4%)	2.01	50/2500 (2.0%)
1	jY	1.61	6/1841 (0.3%)	2.00	43/2500 (1.7%)
1	jZ	1.69	14/1841 (0.8%)	2.01	49/2500 (2.0%)
1	ja	1.67	14/1841 (0.8%)	1.95	35/2500 (1.4%)
1	jb	1.70	12/1841 (0.7%)	1.99	49/2500 (2.0%)
1	jc	1.64	13/1841 (0.7%)	1.99	36/2500 (1.4%)
1	jd	1.65	11/1841 (0.6%)	2.02	36/2500 (1.4%)
1	je	1.64	14/1841 (0.8%)	1.98	59/2500 (2.4%)
1	jf	1.66	13/1841 (0.7%)	2.06	38/2500 (1.5%)
1	jg	1.64	11/1841 (0.6%)	1.96	46/2500 (1.8%)
1	jh	1.65	12/1841 (0.7%)	1.97	39/2500 (1.6%)
1	ji	1.73	19/1841 (1.0%)	1.98	36/2500 (1.4%)
1	jj	1.66	10/1841 (0.5%)	2.03	56/2500 (2.2%)
1	jk	1.62	6/1841 (0.3%)	2.10	45/2500 (1.8%)
1	jl	1.63	9/1841 (0.5%)	2.00	47/2500 (1.9%)
1	jm	1.64	13/1841 (0.7%)	2.00	37/2500 (1.5%)
1	jn	1.62	10/1841 (0.5%)	1.97	44/2500 (1.8%)
1	jo	1.62	12/1841 (0.7%)	2.02	42/2500 (1.7%)
1	jp	1.58	9/1841 (0.5%)	1.94	43/2500 (1.7%)
1	jq	1.61	7/1841 (0.4%)	1.99	43/2500 (1.7%)
1	jr	1.65	7/1841 (0.4%)	2.08	50/2500 (2.0%)
1	js	1.68	15/1841 (0.8%)	2.11	46/2500 (1.8%)
1	jt	1.65	14/1841 (0.8%)	2.01	48/2500 (1.9%)
1	ju	1.61	12/1841 (0.7%)	1.94	38/2500 (1.5%)
1	jv	1.65	13/1841 (0.7%)	1.98	41/2500 (1.6%)
1	jw	1.63	8/1841 (0.4%)	1.93	41/2500 (1.6%)
1	jx	1.68	14/1841 (0.8%)	2.02	44/2500 (1.8%)
1	jy	1.64	11/1841 (0.6%)	2.02	46/2500 (1.8%)
1	jz	1.67	12/1841 (0.7%)	2.02	40/2500 (1.6%)
1	k	1.65	10/1841 (0.5%)	1.97	47/2500 (1.9%)
1	k0	1.61	13/1841 (0.7%)	1.96	42/2500 (1.7%)
1	k1	1.60	8/1841 (0.4%)	2.12	56/2500 (2.2%)
1	k2	1.62	7/1841 (0.4%)	2.05	49/2500 (2.0%)
1	k3	1.69	17/1841 (0.9%)	2.02	44/2500 (1.8%)
1	k4	1.65	9/1841 (0.5%)	2.07	44/2500 (1.8%)
1	k5	1.63	11/1841 (0.6%)	2.01	44/2500 (1.8%)
1	k6	1.59	7/1841 (0.4%)	2.05	48/2500 (1.9%)
1	k7	1.65	12/1841 (0.7%)	2.00	50/2500 (2.0%)
1	k8	1.62	6/1841 (0.3%)	1.98	51/2500 (2.0%)
1	k9	1.67	9/1841 (0.5%)	1.97	40/2500 (1.6%)
1	kA	1.64	10/1841 (0.5%)	2.02	50/2500 (2.0%)
1	kB	1.62	10/1841 (0.5%)	1.97	44/2500 (1.8%)
1	kC	1.65	16/1841 (0.9%)	1.92	39/2500 (1.6%)

Mol	Chain	Bond lengths		Bond angles	
		RMSZ	# Z >5	RMSZ	# Z >5
1	kD	1.61	15/1841 (0.8%)	2.04	44/2500 (1.8%)
1	kE	1.65	12/1841 (0.7%)	1.96	45/2500 (1.8%)
1	kF	1.62	9/1841 (0.5%)	2.11	49/2500 (2.0%)
1	kG	1.61	7/1841 (0.4%)	2.01	43/2500 (1.7%)
1	kH	1.66	11/1841 (0.6%)	1.93	42/2500 (1.7%)
1	kI	1.60	5/1841 (0.3%)	2.00	49/2500 (2.0%)
1	kJ	1.67	18/1841 (1.0%)	1.93	38/2500 (1.5%)
1	kK	1.59	7/1841 (0.4%)	1.91	38/2500 (1.5%)
1	kL	1.66	11/1841 (0.6%)	1.96	52/2500 (2.1%)
1	kM	1.60	10/1841 (0.5%)	1.96	35/2500 (1.4%)
1	kN	1.62	10/1841 (0.5%)	2.00	45/2500 (1.8%)
1	kO	1.61	9/1841 (0.5%)	1.95	40/2500 (1.6%)
1	kP	1.62	7/1841 (0.4%)	2.00	41/2500 (1.6%)
1	kQ	1.65	14/1841 (0.8%)	1.95	39/2500 (1.6%)
1	kR	1.65	7/1841 (0.4%)	1.98	40/2500 (1.6%)
1	kS	1.64	11/1841 (0.6%)	2.00	45/2500 (1.8%)
1	kT	1.56	12/1841 (0.7%)	2.01	47/2500 (1.9%)
1	kU	1.66	14/1841 (0.8%)	1.90	39/2500 (1.6%)
1	kV	1.65	11/1841 (0.6%)	2.10	46/2500 (1.8%)
1	kW	1.67	18/1841 (1.0%)	2.09	41/2500 (1.6%)
1	kX	1.64	13/1841 (0.7%)	1.99	51/2500 (2.0%)
1	kY	1.61	7/1841 (0.4%)	1.99	35/2500 (1.4%)
1	kZ	1.64	13/1841 (0.7%)	1.98	47/2500 (1.9%)
1	ka	1.64	9/1841 (0.5%)	1.98	49/2500 (2.0%)
1	kb	1.63	9/1841 (0.5%)	2.15	55/2500 (2.2%)
1	kc	1.62	9/1841 (0.5%)	1.97	46/2500 (1.8%)
1	kd	1.64	7/1841 (0.4%)	2.08	48/2500 (1.9%)
1	ke	1.58	5/1841 (0.3%)	2.05	41/2500 (1.6%)
1	kf	1.62	8/1841 (0.4%)	2.10	46/2500 (1.8%)
1	kg	1.64	12/1841 (0.7%)	2.05	54/2500 (2.2%)
1	kh	1.65	11/1841 (0.6%)	2.03	47/2500 (1.9%)
1	ki	1.61	8/1841 (0.4%)	2.04	51/2500 (2.0%)
1	kj	1.63	6/1841 (0.3%)	2.00	44/2500 (1.8%)
1	kk	1.64	11/1841 (0.6%)	2.05	46/2500 (1.8%)
1	kl	1.65	12/1841 (0.7%)	2.01	37/2500 (1.5%)
1	km	1.60	6/1841 (0.3%)	2.05	46/2500 (1.8%)
1	kn	1.62	12/1841 (0.7%)	2.06	46/2500 (1.8%)
1	ko	1.61	10/1841 (0.5%)	1.96	37/2500 (1.5%)
1	kp	1.65	12/1841 (0.7%)	1.93	42/2500 (1.7%)
1	kq	1.62	11/1841 (0.6%)	1.97	36/2500 (1.4%)
1	kr	1.69	11/1841 (0.6%)	2.17	63/2500 (2.5%)
1	ks	1.67	12/1841 (0.7%)	1.96	35/2500 (1.4%)
1	kt	1.68	12/1841 (0.7%)	1.95	52/2500 (2.1%)

Mol	Chain	Bond lengths		Bond angles	
		RMSZ	# Z >5	RMSZ	# Z >5
1	ku	1.60	9/1841 (0.5%)	2.03	42/2500 (1.7%)
1	1.66	13/1841 (0.7%)	2.11	55/2500 (2.2%)	
1	kw	1.58	10/1841 (0.5%)	1.96	42/2500 (1.7%)
1	kx	1.63	10/1841 (0.5%)	1.95	45/2500 (1.8%)
1	ky	1.64	14/1841 (0.8%)	1.98	46/2500 (1.8%)
1	kz	1.62	15/1841 (0.8%)	2.05	43/2500 (1.7%)
1	l	1.67	8/1841 (0.4%)	2.16	41/2500 (1.6%)
1	l0	1.69	19/1841 (1.0%)	2.21	53/2500 (2.1%)
1	l1	1.61	7/1841 (0.4%)	1.97	41/2500 (1.6%)
1	l2	1.61	7/1841 (0.4%)	1.89	34/2500 (1.4%)
1	l3	1.68	12/1841 (0.7%)	1.96	41/2500 (1.6%)
1	l4	1.64	11/1841 (0.6%)	2.07	50/2500 (2.0%)
1	l5	1.55	3/1841 (0.2%)	2.00	40/2500 (1.6%)
1	l6	1.57	6/1841 (0.3%)	1.98	46/2500 (1.8%)
1	l7	1.61	4/1841 (0.2%)	2.22	51/2500 (2.0%)
1	l8	1.58	3/1841 (0.2%)	1.94	36/2500 (1.4%)
1	l9	1.66	13/1841 (0.7%)	2.04	45/2500 (1.8%)
1	lA	1.64	9/1841 (0.5%)	2.14	57/2500 (2.3%)
1	lB	1.64	11/1841 (0.6%)	2.18	45/2500 (1.8%)
1	lC	1.63	10/1841 (0.5%)	2.00	50/2500 (2.0%)
1	lD	1.56	6/1841 (0.3%)	2.05	46/2500 (1.8%)
1	lE	1.62	10/1841 (0.5%)	2.13	44/2500 (1.8%)
1	lF	1.68	11/1841 (0.6%)	2.02	48/2500 (1.9%)
1	lG	1.66	7/1841 (0.4%)	1.88	32/2500 (1.3%)
1	lH	1.65	9/1841 (0.5%)	2.00	45/2500 (1.8%)
1	lI	1.66	9/1841 (0.5%)	2.10	55/2500 (2.2%)
1	lJ	1.66	12/1841 (0.7%)	2.06	41/2500 (1.6%)
1	lK	1.67	10/1841 (0.5%)	1.97	45/2500 (1.8%)
1	lL	1.65	10/1841 (0.5%)	2.04	43/2500 (1.7%)
1	lM	1.62	10/1841 (0.5%)	2.08	51/2500 (2.0%)
1	lN	1.61	9/1841 (0.5%)	1.98	40/2500 (1.6%)
1	lO	1.60	6/1841 (0.3%)	2.03	53/2500 (2.1%)
1	lP	1.66	14/1841 (0.8%)	1.90	40/2500 (1.6%)
1	lQ	1.68	17/1841 (0.9%)	2.08	45/2500 (1.8%)
1	lR	1.64	13/1841 (0.7%)	2.03	48/2500 (1.9%)
1	la	1.61	4/1841 (0.2%)	1.89	40/2500 (1.6%)
1	lb	1.64	7/1841 (0.4%)	2.01	50/2500 (2.0%)
1	lc	1.66	15/1841 (0.8%)	1.97	41/2500 (1.6%)
1	ld	1.60	4/1841 (0.2%)	2.12	45/2500 (1.8%)
1	le	1.62	13/1841 (0.7%)	1.93	39/2500 (1.6%)
1	lf	1.68	17/1841 (0.9%)	2.00	39/2500 (1.6%)
1	lg	1.70	20/1841 (1.1%)	1.92	43/2500 (1.7%)
1	lh	1.66	17/1841 (0.9%)	2.03	48/2500 (1.9%)

Mol	Chain	Bond lengths		Bond angles	
		RMSZ	# Z >5	RMSZ	# Z >5
1	li	1.58	7/1841 (0.4%)	1.95	42/2500 (1.7%)
1	lj	1.63	7/1841 (0.4%)	1.99	43/2500 (1.7%)
1	lk	1.63	15/1841 (0.8%)	2.05	46/2500 (1.8%)
1	ll	1.60	3/1841 (0.2%)	2.03	51/2500 (2.0%)
1	lm	1.55	5/1841 (0.3%)	2.03	47/2500 (1.9%)
1	ln	1.57	10/1841 (0.5%)	2.04	47/2500 (1.9%)
1	lo	1.59	6/1841 (0.3%)	2.03	41/2500 (1.6%)
1	lp	1.62	7/1841 (0.4%)	1.94	43/2500 (1.7%)
1	lq	1.61	10/1841 (0.5%)	2.01	37/2500 (1.5%)
1	lr	1.65	9/1841 (0.5%)	1.98	44/2500 (1.8%)
1	ls	1.67	12/1841 (0.7%)	1.98	46/2500 (1.8%)
1	lt	1.61	5/1841 (0.3%)	2.02	39/2500 (1.6%)
1	lu	1.69	13/1841 (0.7%)	1.96	43/2500 (1.7%)
1	lv	1.65	10/1841 (0.5%)	1.97	47/2500 (1.9%)
1	lw	1.63	19/1841 (1.0%)	2.06	48/2500 (1.9%)
1	lx	1.61	8/1841 (0.4%)	1.89	34/2500 (1.4%)
1	ly	1.64	6/1841 (0.3%)	1.96	40/2500 (1.6%)
1	lz	1.61	11/1841 (0.6%)	2.02	45/2500 (1.8%)
1	m	1.63	6/1841 (0.3%)	1.98	49/2500 (2.0%)
1	n	1.58	6/1841 (0.3%)	2.03	44/2500 (1.8%)
1	o	1.65	7/1841 (0.4%)	1.98	49/2500 (2.0%)
1	p	1.64	12/1841 (0.7%)	2.01	47/2500 (1.9%)
1	q	1.62	10/1841 (0.5%)	1.93	39/2500 (1.6%)
1	r	1.66	12/1841 (0.7%)	1.96	42/2500 (1.7%)
1	s	1.64	10/1841 (0.5%)	1.94	36/2500 (1.4%)
1	t	1.63	11/1841 (0.6%)	2.00	45/2500 (1.8%)
1	u	1.65	10/1841 (0.5%)	2.15	52/2500 (2.1%)
1	v	1.61	9/1841 (0.5%)	1.99	45/2500 (1.8%)
1	w	1.63	8/1841 (0.4%)	1.96	46/2500 (1.8%)
1	x	1.60	12/1841 (0.7%)	2.01	44/2500 (1.8%)
1	y	1.65	10/1841 (0.5%)	2.06	41/2500 (1.6%)
1	z	1.63	11/1841 (0.6%)	2.11	51/2500 (2.0%)
All	All	1.63	14053/2496396 (0.6%)	2.01	60301/3390000 (1.8%)

Chiral center outliers are detected by calculating the chiral volume of a chiral center and verifying if the center is modelled as a planar moiety or with the opposite hand. A planarity outlier is detected by checking planarity of atoms in a peptide group, atoms in a mainchain group or atoms of a sidechain that are expected to be planar.

Mol	Chain	#Chirality outliers	#Planarity outliers
1	0	0	5
1	1	0	2

Continued on next page...

Continued from previous page...

Mol	Chain	#Chirality outliers	#Planarity outliers
1	10	0	3
1	11	0	4
1	12	0	7
1	13	0	8
1	14	0	11
1	15	0	5
1	16	0	4
1	17	0	6
1	18	0	3
1	19	0	3
1	1A	0	4
1	1B	0	6
1	1C	0	5
1	1D	0	5
1	1E	0	3
1	1F	0	8
1	1G	0	5
1	1H	0	6
1	1I	0	4
1	1J	0	4
1	1K	0	9
1	1L	0	3
1	1M	0	9
1	1N	0	4
1	1O	0	2
1	1P	0	5
1	1Q	0	4
1	1R	0	6
1	1S	0	8
1	1T	0	9
1	1U	0	4
1	1V	0	7
1	1W	0	7
1	1X	0	7
1	1Y	0	4
1	1Z	0	2
1	1a	0	3
1	1b	0	6
1	1c	0	6
1	1d	0	6
1	1e	0	3
1	1f	0	4

Continued on next page...

Continued from previous page...

Mol	Chain	#Chirality outliers	#Planarity outliers
1	1g	0	5
1	1h	0	10
1	1i	0	6
1	1j	0	5
1	1k	0	3
1	1l	0	5
1	1m	0	7
1	1n	0	2
1	1o	0	12
1	1p	0	1
1	1q	0	6
1	1r	0	8
1	1s	0	3
1	1t	0	4
1	1u	0	2
1	1v	0	4
1	1w	0	7
1	1x	0	5
1	1y	0	7
1	1z	0	6
1	2	0	3
1	20	0	4
1	21	0	8
1	22	0	6
1	23	0	8
1	24	0	5
1	25	0	4
1	26	0	9
1	27	0	1
1	28	0	6
1	29	0	7
1	2A	0	6
1	2B	0	5
1	2C	0	5
1	2D	0	10
1	2E	0	6
1	2F	0	4
1	2G	0	10
1	2H	0	5
1	2I	0	6
1	2J	0	6
1	2K	0	3

Continued on next page...

Continued from previous page...

Mol	Chain	#Chirality outliers	#Planarity outliers
1	2L	0	3
1	2M	0	4
1	2N	0	8
1	2O	0	2
1	2P	0	3
1	2Q	0	7
1	2R	0	5
1	2S	0	3
1	2T	0	7
1	2U	0	11
1	2V	0	4
1	2W	0	7
1	2X	0	2
1	2Y	0	4
1	2Z	0	6
1	2a	0	4
1	2b	0	3
1	2c	0	5
1	2d	0	8
1	2e	0	3
1	2f	0	6
1	2g	0	7
1	2h	0	9
1	2i	0	4
1	2j	0	7
1	2k	0	3
1	2l	0	8
1	2m	0	6
1	2n	0	5
1	2o	0	9
1	2p	0	6
1	2q	0	8
1	2r	0	5
1	2s	0	6
1	2t	0	8
1	2u	0	2
1	2v	0	7
1	2w	0	3
1	2x	0	3
1	2y	0	5
1	2z	0	8
1	3	0	5

Continued on next page...

Continued from previous page...

Mol	Chain	#Chirality outliers	#Planarity outliers
1	30	0	3
1	31	0	4
1	32	0	4
1	33	0	5
1	34	0	4
1	35	0	10
1	36	0	2
1	37	0	7
1	38	0	8
1	39	0	3
1	3A	0	4
1	3B	0	9
1	3C	0	1
1	3D	0	5
1	3E	0	2
1	3F	0	4
1	3G	0	5
1	3H	0	5
1	3I	0	4
1	3J	0	3
1	3K	0	1
1	3L	0	5
1	3M	0	6
1	3N	0	7
1	3O	0	6
1	3P	0	5
1	3Q	0	8
1	3R	0	5
1	3S	0	9
1	3T	0	8
1	3U	0	8
1	3V	0	4
1	3W	0	9
1	3X	0	6
1	3Y	0	6
1	3Z	0	7
1	3a	0	8
1	3b	0	7
1	3c	0	5
1	3d	0	10
1	3e	0	7
1	3f	0	3

Continued on next page...

Continued from previous page...

Mol	Chain	#Chirality outliers	#Planarity outliers
1	3g	0	4
1	3h	0	5
1	3i	0	7
1	3j	0	3
1	3k	0	7
1	3l	0	6
1	3m	0	5
1	3n	0	4
1	3o	0	4
1	3p	0	7
1	3q	0	5
1	3r	0	9
1	3s	0	9
1	3t	0	9
1	3u	0	5
1	3v	0	5
1	3w	0	7
1	3x	0	2
1	3y	0	6
1	3z	0	8
1	4	0	8
1	40	0	4
1	41	0	4
1	42	0	9
1	43	0	3
1	44	0	5
1	45	0	3
1	46	0	7
1	47	0	8
1	48	0	3
1	49	0	5
1	4A	0	8
1	4B	0	4
1	4C	0	5
1	4D	0	5
1	4E	0	8
1	4F	0	7
1	4G	0	4
1	4H	0	1
1	4I	0	7
1	4J	0	6
1	4K	0	5

Continued on next page...

Continued from previous page...

Mol	Chain	#Chirality outliers	#Planarity outliers
1	4L	0	7
1	4M	0	4
1	4N	0	5
1	4O	0	4
1	4P	0	4
1	4Q	0	3
1	4R	0	7
1	4S	0	7
1	4T	0	2
1	4U	0	6
1	4V	0	2
1	4W	0	3
1	4X	0	5
1	4Y	0	10
1	4Z	0	3
1	4a	0	8
1	4b	0	5
1	4c	0	7
1	4d	0	6
1	4e	0	7
1	4f	0	4
1	4g	0	7
1	4h	0	3
1	4i	0	4
1	4j	0	6
1	4k	0	5
1	4l	0	5
1	4m	0	7
1	4n	0	3
1	4o	0	10
1	4p	0	6
1	4q	0	6
1	4r	0	7
1	4s	0	5
1	4t	0	3
1	4u	0	5
1	4v	0	3
1	4w	0	8
1	4x	0	4
1	4y	0	6
1	4z	0	6
1	5	0	13

Continued on next page...

Continued from previous page...

Mol	Chain	#Chirality outliers	#Planarity outliers
1	50	0	5
1	51	0	3
1	52	0	2
1	53	0	2
1	54	0	3
1	55	0	8
1	56	0	8
1	57	0	5
1	58	0	5
1	59	0	5
1	5A	0	11
1	5B	0	3
1	5C	0	3
1	5D	0	6
1	5E	0	6
1	5F	0	7
1	5G	0	4
1	5H	0	6
1	5I	0	4
1	5J	0	7
1	5K	0	2
1	5L	0	4
1	5M	0	5
1	5N	0	2
1	5O	0	6
1	5P	0	8
1	5Q	0	8
1	5R	0	5
1	5S	0	4
1	5T	0	8
1	5U	0	7
1	5V	0	3
1	5W	0	6
1	5X	0	5
1	5Y	0	1
1	5Z	0	4
1	5a	0	6
1	5b	0	6
1	5c	0	5
1	5d	0	5
1	5e	0	1
1	5f	0	6

Continued on next page...

Continued from previous page...

Mol	Chain	#Chirality outliers	#Planarity outliers
1	5g	0	6
1	5h	0	4
1	5i	0	4
1	5j	0	1
1	5k	0	6
1	5l	0	7
1	5m	0	6
1	5n	0	4
1	5o	0	7
1	5p	0	5
1	5q	0	3
1	5r	0	5
1	5s	0	7
1	5t	0	6
1	5u	0	4
1	5v	0	6
1	5w	0	5
1	5x	0	6
1	5y	0	7
1	5z	0	4
1	6	0	5
1	60	0	3
1	61	0	2
1	62	0	6
1	63	0	5
1	64	0	6
1	65	0	9
1	66	0	2
1	67	0	5
1	68	0	7
1	69	0	4
1	6A	0	2
1	6B	0	7
1	6C	0	9
1	6D	0	4
1	6E	0	4
1	6F	0	4
1	6G	0	2
1	6H	0	5
1	6I	0	6
1	6J	0	4
1	6K	0	7

Continued on next page...

Continued from previous page...

Mol	Chain	#Chirality outliers	#Planarity outliers
1	6L	0	4
1	6M	0	6
1	6N	0	7
1	6O	0	8
1	6P	0	10
1	6Q	0	4
1	6R	0	5
1	6S	0	4
1	6T	0	10
1	6U	0	7
1	6V	0	3
1	6W	0	6
1	6X	0	5
1	6Y	0	7
1	6Z	0	9
1	6a	0	4
1	6b	0	6
1	6c	0	2
1	6d	0	5
1	6e	0	4
1	6f	0	6
1	6g	0	6
1	6h	0	3
1	6i	0	5
1	6j	0	6
1	6k	0	2
1	6l	0	8
1	6m	0	4
1	6n	0	3
1	6o	0	6
1	6p	0	5
1	6q	0	5
1	6r	0	3
1	6s	0	6
1	6t	0	4
1	6u	0	7
1	6v	0	6
1	6w	0	6
1	6x	0	6
1	6y	0	2
1	6z	0	2
1	7	0	3

Continued on next page...

Continued from previous page...

Mol	Chain	#Chirality outliers	#Planarity outliers
1	70	0	5
1	71	0	7
1	72	0	4
1	73	0	3
1	74	0	3
1	75	0	9
1	76	0	4
1	77	0	12
1	78	0	4
1	79	0	6
1	7A	0	4
1	7B	0	4
1	7C	0	7
1	7D	0	8
1	7E	0	3
1	7F	0	2
1	7G	0	7
1	7H	0	10
1	7I	0	8
1	7J	0	7
1	7K	0	5
1	7L	0	10
1	7M	0	8
1	7N	0	4
1	7O	0	4
1	7P	0	6
1	7Q	0	3
1	7R	0	3
1	7S	0	2
1	7T	0	5
1	7U	0	5
1	7V	0	4
1	7W	0	6
1	7X	0	5
1	7Y	0	5
1	7Z	0	7
1	7a	0	4
1	7b	0	4
1	7c	0	13
1	7d	0	6
1	7e	0	7
1	7f	0	5

Continued on next page...

Continued from previous page...

Mol	Chain	#Chirality outliers	#Planarity outliers
1	7g	0	6
1	7h	0	8
1	7i	0	7
1	7j	0	7
1	7k	0	8
1	7l	0	8
1	7m	0	4
1	7n	0	7
1	7o	0	4
1	7p	0	3
1	7q	0	6
1	7r	0	8
1	7s	0	8
1	7t	0	5
1	7u	0	3
1	7v	0	2
1	7w	0	6
1	7x	0	5
1	7y	0	3
1	7z	0	7
1	8	0	9
1	80	0	8
1	81	0	5
1	82	0	6
1	83	0	4
1	84	0	6
1	85	0	3
1	86	0	5
1	87	0	8
1	88	0	9
1	89	0	5
1	8A	0	7
1	8B	0	9
1	8C	0	5
1	8D	0	3
1	8E	0	6
1	8F	0	9
1	8G	0	7
1	8H	0	4
1	8I	0	3
1	8J	0	4
1	8K	0	2

Continued on next page...

Continued from previous page...

Mol	Chain	#Chirality outliers	#Planarity outliers
1	8L	0	4
1	8M	0	4
1	8N	0	4
1	8O	0	4
1	8P	0	5
1	8Q	0	5
1	8R	0	7
1	8S	0	7
1	8T	0	3
1	8U	0	7
1	8V	0	4
1	8W	0	5
1	8X	0	10
1	8Y	0	5
1	8Z	0	2
1	8a	0	5
1	8b	0	3
1	8c	0	6
1	8d	0	7
1	8e	0	4
1	8f	0	5
1	8g	0	6
1	8h	0	3
1	8i	0	7
1	8j	0	4
1	8k	0	6
1	8l	0	9
1	8m	0	6
1	8n	0	3
1	8o	0	3
1	8p	0	7
1	8q	0	5
1	8r	0	5
1	8s	0	6
1	8t	0	7
1	8u	0	3
1	8v	0	10
1	8w	0	2
1	8x	0	4
1	8y	0	2
1	8z	0	5
1	9	0	6

Continued on next page...

Continued from previous page...

Mol	Chain	#Chirality outliers	#Planarity outliers
1	90	0	7
1	91	0	2
1	92	0	8
1	93	0	4
1	94	0	5
1	95	0	4
1	96	0	4
1	97	0	5
1	98	0	6
1	99	0	3
1	9A	0	4
1	9B	0	8
1	9C	0	5
1	9D	0	6
1	9E	0	5
1	9F	0	4
1	9G	0	7
1	9H	0	5
1	9I	0	6
1	9J	0	2
1	9K	0	5
1	9L	0	4
1	9M	0	6
1	9N	0	5
1	9O	0	10
1	9P	0	6
1	9Q	0	4
1	9R	0	2
1	9S	0	5
1	9T	0	8
1	9U	0	5
1	9V	0	3
1	9W	0	6
1	9X	0	8
1	9Y	0	10
1	9Z	0	4
1	9a	0	6
1	9b	0	6
1	9c	0	6
1	9d	0	11
1	9e	0	7
1	9f	0	10

Continued on next page...

Continued from previous page...

Mol	Chain	#Chirality outliers	#Planarity outliers
1	9g	0	8
1	9h	0	8
1	9i	0	6
1	9j	0	7
1	9k	0	3
1	9l	0	6
1	9m	0	4
1	9n	0	9
1	9o	0	7
1	9p	0	9
1	9q	0	7
1	9r	0	6
1	9s	0	6
1	9t	0	9
1	9u	0	5
1	9v	0	7
1	9w	0	3
1	9x	0	3
1	9y	0	4
1	9z	0	3
1	A	0	9
1	B	0	2
1	C	0	5
1	D	0	10
1	E	0	2
1	F	0	6
1	G	0	6
1	H	0	3
1	I	0	4
1	J	0	4
1	K	0	6
1	L	0	8
1	M	0	9
1	N	0	10
1	O	0	9
1	P	0	7
1	Q	0	3
1	R	0	8
1	S	0	3
1	T	0	4
1	U	0	4
1	V	0	7

Continued on next page...

Continued from previous page...

Mol	Chain	#Chirality outliers	#Planarity outliers
1	W	0	3
1	X	0	2
1	Y	0	2
1	Z	0	2
1	a	0	7
1	a0	0	9
1	a1	0	4
1	a2	0	3
1	a3	0	4
1	a4	0	8
1	a5	0	5
1	a6	0	6
1	a7	0	5
1	a8	0	3
1	a9	0	6
1	aA	0	5
1	aB	0	4
1	aC	0	6
1	aD	0	5
1	aE	0	5
1	aF	0	6
1	aG	0	5
1	aH	0	3
1	aI	0	2
1	aJ	0	3
1	aK	0	9
1	aL	0	5
1	aM	0	5
1	aN	0	3
1	aO	0	9
1	aP	0	7
1	aQ	0	4
1	aR	0	5
1	aS	0	7
1	aT	0	2
1	aU	0	8
1	aV	0	8
1	aW	0	5
1	aX	0	8
1	aY	0	7
1	aZ	0	10
1	aa	0	4

Continued on next page...

Continued from previous page...

Mol	Chain	#Chirality outliers	#Planarity outliers
1	ab	0	7
1	ac	0	8
1	ad	0	6
1	ae	0	7
1	af	0	5
1	ag	0	7
1	ah	0	4
1	ai	0	7
1	aj	0	5
1	ak	0	1
1	al	0	5
1	am	0	6
1	an	0	3
1	ao	0	7
1	ap	0	8
1	aq	0	5
1	ar	0	3
1	as	0	5
1	at	0	5
1	au	0	6
1	av	0	8
1	aw	0	6
1	ax	0	10
1	ay	0	3
1	az	0	7
1	b	0	6
1	b0	0	4
1	b1	0	9
1	b2	0	6
1	b3	0	10
1	b4	0	7
1	b5	0	7
1	b6	0	8
1	b7	0	4
1	b8	0	3
1	b9	0	3
1	bA	0	4
1	bB	0	8
1	bC	0	7
1	bD	0	4
1	bE	0	12
1	bF	0	7

Continued on next page...

Continued from previous page...

Mol	Chain	#Chirality outliers	#Planarity outliers
1	bG	0	4
1	bH	0	6
1	bI	0	6
1	bJ	0	6
1	bK	0	5
1	bL	0	5
1	bM	0	5
1	bN	0	6
1	bO	0	2
1	bP	0	3
1	bQ	0	3
1	bR	0	13
1	bS	0	5
1	bT	0	6
1	bU	0	5
1	bV	0	6
1	bW	0	9
1	bX	0	3
1	bY	0	5
1	bZ	0	7
1	ba	0	7
1	bb	0	6
1	bc	0	6
1	bd	0	2
1	be	0	3
1	bf	0	8
1	bg	0	6
1	bh	0	4
1	bi	0	7
1	bj	0	5
1	bk	0	6
1	bl	0	4
1	bm	0	10
1	bn	0	6
1	bo	0	6
1	bp	0	3
1	bq	0	8
1	br	0	8
1	bs	0	6
1	bt	0	3
1	bu	0	2
1	bv	0	6

Continued on next page...

Continued from previous page...

Mol	Chain	#Chirality outliers	#Planarity outliers
1	bw	0	5
1	bx	0	9
1	by	0	5
1	bz	0	7
1	c	0	7
1	c0	0	7
1	c1	0	4
1	c2	0	5
1	c3	0	6
1	c4	0	8
1	c5	0	4
1	c6	0	1
1	c7	0	6
1	c8	0	4
1	c9	0	4
1	cA	0	5
1	cB	0	7
1	cC	0	5
1	cD	0	4
1	cE	0	4
1	cF	0	2
1	cG	0	3
1	cH	0	7
1	cI	0	4
1	cJ	0	5
1	cK	0	4
1	cL	0	5
1	cM	0	4
1	cN	0	5
1	cO	0	6
1	cP	0	2
1	cQ	0	9
1	cR	0	3
1	cS	0	4
1	cT	0	11
1	cU	0	8
1	cV	0	5
1	cW	0	9
1	cX	0	5
1	cY	0	4
1	cZ	0	5
1	ca	0	8

Continued on next page...

Continued from previous page...

Mol	Chain	#Chirality outliers	#Planarity outliers
1	cb	0	6
1	cc	0	7
1	cd	0	3
1	ce	0	2
1	cf	0	2
1	cg	0	8
1	ch	0	4
1	ci	0	6
1	cj	0	8
1	ck	0	6
1	cl	0	2
1	cm	0	5
1	cn	0	8
1	co	0	3
1	cp	0	8
1	cq	0	6
1	cr	0	6
1	cs	0	9
1	ct	0	6
1	cu	0	7
1	cv	0	7
1	cw	0	4
1	cx	0	5
1	cy	0	4
1	cz	0	4
1	d	0	5
1	d0	0	5
1	d1	0	4
1	d2	0	7
1	d3	0	4
1	d4	0	7
1	d5	0	5
1	d6	0	8
1	d7	0	4
1	d8	0	6
1	d9	0	9
1	dA	0	8
1	dB	0	1
1	dC	0	10
1	dD	0	3
1	dE	0	10
1	dF	0	4

Continued on next page...

Continued from previous page...

Mol	Chain	#Chirality outliers	#Planarity outliers
1	dG	0	5
1	dH	0	3
1	dI	0	4
1	dJ	0	5
1	dK	0	5
1	dL	0	6
1	dM	0	4
1	dN	0	8
1	dO	0	3
1	dP	0	6
1	dQ	0	9
1	dR	0	5
1	dS	0	6
1	dT	0	5
1	dU	0	7
1	dV	0	5
1	dW	0	8
1	dX	0	5
1	dY	0	6
1	dZ	0	6
1	da	0	5
1	db	0	5
1	dc	0	6
1	dd	0	4
1	de	0	7
1	df	0	8
1	dg	0	7
1	dh	0	4
1	di	0	5
1	dj	0	9
1	dk	0	2
1	dl	0	5
1	dm	0	7
1	dn	0	7
1	do	0	5
1	dp	0	5
1	dq	0	1
1	dr	0	6
1	ds	0	3
1	dt	0	3
1	du	0	5
1	dv	0	6

Continued on next page...

Continued from previous page...

Mol	Chain	#Chirality outliers	#Planarity outliers
1	dw	0	7
1	dx	0	8
1	dy	0	2
1	dz	0	7
1	e	0	5
1	e0	0	2
1	e1	0	4
1	e2	0	1
1	e3	0	3
1	e4	0	4
1	e5	0	4
1	e6	0	6
1	e7	0	5
1	e8	0	6
1	e9	0	3
1	eA	0	9
1	eB	0	4
1	eC	0	6
1	eD	0	5
1	eE	0	7
1	eF	0	5
1	eG	0	5
1	eH	0	3
1	eI	0	7
1	eJ	0	4
1	eK	0	6
1	eL	0	4
1	eM	0	6
1	eN	0	7
1	eO	0	3
1	eP	0	10
1	eQ	0	2
1	eR	0	3
1	eS	0	5
1	eT	0	5
1	eU	0	4
1	eV	0	3
1	eW	0	4
1	eX	0	7
1	eY	0	4
1	eZ	0	5
1	ea	0	8

Continued on next page...

Continued from previous page...

Mol	Chain	#Chirality outliers	#Planarity outliers
1	eb	0	1
1	ec	0	9
1	ed	0	5
1	ee	0	7
1	ef	0	8
1	eg	0	5
1	eh	0	9
1	ei	0	6
1	ej	0	7
1	ek	0	5
1	el	0	6
1	em	0	6
1	en	0	8
1	eo	0	6
1	ep	0	6
1	eq	0	5
1	er	0	6
1	es	0	4
1	et	0	6
1	eu	0	2
1	ev	0	6
1	ew	0	3
1	ex	0	8
1	ey	0	4
1	ez	0	5
1	f	0	5
1	f1	0	3
1	f2	0	5
1	f3	0	6
1	f4	0	5
1	f5	0	5
1	f6	0	4
1	f7	0	6
1	f8	0	7
1	f9	0	4
1	fA	0	7
1	fB	0	6
1	fC	0	5
1	fD	0	2
1	fE	0	8
1	fF	0	6
1	fG	0	3

Continued on next page...

Continued from previous page...

Mol	Chain	#Chirality outliers	#Planarity outliers
1	fH	0	5
1	fI	0	4
1	fJ	0	3
1	fK	0	4
1	fL	0	6
1	fM	0	2
1	fN	0	6
1	fO	0	3
1	fP	0	6
1	fQ	0	4
1	fR	0	4
1	fS	0	5
1	fT	0	2
1	fU	0	8
1	fV	0	4
1	fW	0	2
1	fX	0	6
1	fY	0	6
1	fZ	0	7
1	fa	0	5
1	fb	0	6
1	fc	0	5
1	fd	0	4
1	fe	0	7
1	ff	0	6
1	fg	0	3
1	fh	0	8
1	fi	0	5
1	fj	0	4
1	fk	0	7
1	fl	0	3
1	fm	0	4
1	fn	0	6
1	fo	0	6
1	fp	0	4
1	fq	0	9
1	fr	0	2
1	fs	0	10
1	ft	0	6
1	fu	0	7
1	fv	0	6
1	fw	0	5

Continued on next page...

Continued from previous page...

Mol	Chain	#Chirality outliers	#Planarity outliers
1	fx	0	2
1	fy	0	9
1	fz	0	7
1	g	0	5
1	g0	0	6
1	g1	0	6
1	g2	0	3
1	g3	0	8
1	g4	0	9
1	g5	0	6
1	g6	0	4
1	g7	0	4
1	g8	0	5
1	g9	0	4
1	gA	0	4
1	gB	0	5
1	gC	0	3
1	gD	0	5
1	gE	0	3
1	gF	0	5
1	gG	0	6
1	gH	0	8
1	gI	0	6
1	gJ	0	6
1	gK	0	4
1	gL	0	9
1	gM	0	10
1	gN	0	3
1	gO	0	9
1	gP	0	6
1	gQ	0	1
1	gR	0	5
1	gS	0	8
1	gT	0	5
1	gU	0	8
1	gV	0	3
1	gW	0	6
1	gX	0	10
1	gY	0	5
1	gZ	0	3
1	ga	0	7
1	gb	0	8

Continued on next page...

Continued from previous page...

Mol	Chain	#Chirality outliers	#Planarity outliers
1	gc	0	3
1	gd	0	4
1	ge	0	6
1	gf	0	5
1	gg	0	7
1	gh	0	7
1	gi	0	5
1	gj	0	2
1	gk	0	5
1	gl	0	6
1	gm	0	3
1	gn	0	7
1	go	0	7
1	gp	0	7
1	gq	0	7
1	gr	0	7
1	gs	0	7
1	gt	0	5
1	gu	0	4
1	gv	0	5
1	gw	0	6
1	gx	0	4
1	gy	0	5
1	gz	0	3
1	h	0	3
1	h0	0	7
1	h1	0	3
1	h2	0	4
1	h3	0	5
1	h4	0	6
1	h5	0	10
1	h6	0	6
1	h7	0	2
1	h8	0	3
1	h9	0	4
1	hA	0	4
1	hB	0	2
1	hC	0	7
1	hD	0	6
1	hE	0	4
1	hF	0	8
1	hG	0	4

Continued on next page...

Continued from previous page...

Mol	Chain	#Chirality outliers	#Planarity outliers
1	hH	0	4
1	hI	0	6
1	hJ	0	7
1	hK	0	5
1	hL	0	9
1	hM	0	8
1	hN	0	9
1	hO	0	4
1	hP	0	5
1	hQ	0	4
1	hR	0	6
1	hS	0	5
1	hT	0	5
1	hU	0	9
1	hV	0	9
1	hW	0	9
1	hX	0	4
1	hY	0	9
1	hZ	0	5
1	ha	0	5
1	hb	0	4
1	hc	0	4
1	hd	0	6
1	he	0	8
1	hf	0	4
1	hg	0	4
1	hh	0	4
1	hi	0	3
1	hj	0	6
1	hk	0	3
1	hl	0	2
1	hm	0	6
1	hn	0	7
1	ho	0	8
1	hp	0	11
1	hq	0	8
1	hr	0	6
1	hs	0	8
1	ht	0	5
1	hu	0	3
1	hv	0	7
1	hw	0	4

Continued on next page...

Continued from previous page...

Mol	Chain	#Chirality outliers	#Planarity outliers
1	hx	0	5
1	hy	0	6
1	hz	0	7
1	i	0	6
1	i0	0	8
1	i1	0	6
1	i2	0	10
1	i3	0	3
1	i4	0	7
1	i5	0	7
1	i6	0	3
1	i7	0	12
1	i8	0	4
1	i9	0	5
1	iA	0	7
1	iB	0	3
1	iC	0	5
1	iD	0	4
1	iE	0	4
1	iF	0	5
1	iG	0	4
1	iH	0	6
1	iI	0	4
1	iJ	0	10
1	iK	0	3
1	iL	0	2
1	iM	0	4
1	iN	0	8
1	iO	0	6
1	iP	0	4
1	iQ	0	3
1	iR	0	7
1	iS	0	8
1	iT	0	5
1	iU	0	1
1	iV	0	7
1	iW	0	5
1	iX	0	4
1	iY	0	7
1	iZ	0	6
1	ia	0	5
1	ib	0	4

Continued on next page...

Continued from previous page...

Mol	Chain	#Chirality outliers	#Planarity outliers
1	ic	0	3
1	id	0	4
1	ie	0	7
1	if	0	3
1	ig	0	11
1	ih	0	10
1	ii	0	4
1	ij	0	7
1	ik	0	8
1	il	0	7
1	im	0	6
1	in	0	4
1	io	0	4
1	ip	0	6
1	iq	0	4
1	ir	0	6
1	is	0	5
1	it	0	3
1	iu	0	5
1	iv	0	8
1	iw	0	4
1	ix	0	6
1	iy	0	5
1	iz	0	6
1	j	0	2
1	j0	0	6
1	j1	0	3
1	j2	0	7
1	j3	0	6
1	j4	0	3
1	j5	0	8
1	j6	0	6
1	j7	0	2
1	j8	0	5
1	j9	0	9
1	jA	0	7
1	jB	0	6
1	jC	0	7
1	jD	0	7
1	jE	0	4
1	jF	0	8
1	jG	0	4

Continued on next page...

Continued from previous page...

Mol	Chain	#Chirality outliers	#Planarity outliers
1	jH	0	5
1	jI	0	3
1	jJ	0	7
1	jK	0	7
1	jL	0	6
1	jM	0	5
1	jN	0	4
1	jO	0	8
1	jP	0	6
1	jQ	0	5
1	jR	0	2
1	jS	0	6
1	jT	0	6
1	jU	0	6
1	jV	0	1
1	jW	0	4
1	jX	0	2
1	jY	0	9
1	jZ	0	8
1	ja	0	4
1	jb	0	6
1	jc	0	8
1	jd	0	3
1	je	0	6
1	jf	0	5
1	jg	0	10
1	jh	0	7
1	ji	0	7
1	jj	0	7
1	jk	0	4
1	jl	0	7
1	jm	0	8
1	jn	0	7
1	jo	0	6
1	jp	0	5
1	jq	0	9
1	jr	0	4
1	js	0	7
1	jt	0	8
1	ju	0	7
1	jv	0	2
1	jw	0	5

Continued on next page...

Continued from previous page...

Mol	Chain	#Chirality outliers	#Planarity outliers
1	jx	0	6
1	jy	0	2
1	jz	0	5
1	k	0	9
1	k0	0	9
1	k1	0	8
1	k2	0	5
1	k3	0	4
1	k4	0	8
1	k5	0	4
1	k6	0	7
1	k7	0	7
1	k8	0	7
1	k9	0	7
1	kA	0	4
1	kB	0	8
1	kC	0	7
1	kD	0	5
1	kE	0	4
1	kF	0	2
1	kG	0	8
1	kH	0	7
1	kI	0	1
1	kJ	0	11
1	kK	0	6
1	kL	0	3
1	kM	0	2
1	kN	0	1
1	kO	0	4
1	kP	0	9
1	kQ	0	5
1	kR	0	8
1	kS	0	4
1	kT	0	5
1	kU	0	8
1	kV	0	5
1	kW	0	8
1	kX	0	6
1	kY	0	5
1	kZ	0	5
1	ka	0	9
1	kb	0	9

Continued on next page...

Continued from previous page...

Mol	Chain	#Chirality outliers	#Planarity outliers
1	kc	0	7
1	kd	0	3
1	ke	0	1
1	kf	0	3
1	kg	0	2
1	kh	0	7
1	ki	0	7
1	kj	0	4
1	kk	0	6
1	kl	0	3
1	km	0	4
1	kn	0	6
1	ko	0	10
1	kp	0	6
1	kq	0	4
1	kr	0	7
1	ks	0	4
1	kt	0	6
1	ku	0	6
1	0	9	
1	kw	0	4
1	kx	0	9
1	ky	0	9
1	kz	0	5
1	l	0	5
1	l0	0	10
1	l1	0	4
1	l2	0	5
1	l3	0	6
1	l4	0	3
1	l5	0	5
1	l6	0	2
1	l7	0	8
1	l8	0	8
1	l9	0	4
1	lA	0	4
1	lB	0	7
1	lC	0	5
1	lD	0	3
1	lE	0	4
1	lF	0	7
1	lG	0	6

Continued on next page...

Continued from previous page...

Mol	Chain	#Chirality outliers	#Planarity outliers
1	lH	0	11
1	lI	0	5
1	lJ	0	4
1	lK	0	5
1	lL	0	5
1	lM	0	8
1	lN	0	6
1	lO	0	6
1	lP	0	5
1	lQ	0	6
1	lR	0	2
1	la	0	9
1	lb	0	5
1	lc	0	2
1	ld	0	4
1	le	0	5
1	lf	0	10
1	lg	0	1
1	lh	0	5
1	li	0	6
1	lj	0	7
1	lk	0	5
1	ll	0	9
1	ln	0	5
1	lo	0	8
1	lp	0	7
1	lq	0	6
1	lr	0	8
1	ls	0	5
1	lt	0	6
1	lu	0	5
1	lv	0	6
1	lw	0	2
1	lx	0	4
1	ly	0	6
1	lz	0	7
1	m	0	5
1	n	0	9
1	o	0	5
1	p	0	2
1	q	0	6
1	r	0	7

Continued on next page...

Continued from previous page...

Mol	Chain	#Chirality outliers	#Planarity outliers
1	s	0	2
1	t	0	6
1	u	0	1
1	v	0	6
1	w	0	5
1	x	0	5
1	y	0	1
1	z	0	6
All	All	0	7415

All (14053) bond length outliers are listed below:

Mol	Chain	Res	Type	Atoms	Z	Observed(Å)	Ideal(Å)
1	gl	33	SER	CA-CB	12.33	1.71	1.52
1	eB	40	PHE	CB-CG	11.07	1.70	1.51
1	fB	130	TYR	CE1-CZ	10.94	1.52	1.38
1	1b	33	SER	CA-CB	10.42	1.68	1.52
1	8o	130	TYR	CG-CD2	10.32	1.52	1.39
1	e2	1	PRO	N-CD	10.09	1.61	1.47
1	jB	178	SER	CA-CB	10.07	1.68	1.52
1	4d	1	PRO	N-CD	9.99	1.61	1.47
1	1D	133	TRP	NE1-CE2	9.95	1.50	1.37
1	70	146	SER	CA-CB	9.90	1.67	1.52
1	e2	178	SER	CA-CB	9.90	1.67	1.52
1	dU	229	ARG	CD-NE	9.84	1.63	1.46
1	eR	23	TRP	NE1-CE2	-9.80	1.24	1.37
1	7Z	23	TRP	NE1-CE2	-9.67	1.25	1.37
1	eT	1	PRO	N-CD	9.65	1.61	1.47
1	hd	178	SER	CA-CB	9.60	1.67	1.52
1	9o	102	SER	CA-CB	9.52	1.67	1.52
1	i0	169	TYR	CG-CD1	9.48	1.51	1.39
1	k4	16	SER	CA-CB	9.45	1.67	1.52
1	jI	16	SER	CA-CB	9.43	1.67	1.52
1	gc	80	TRP	NE1-CE2	-9.41	1.25	1.37
1	ad	130	TYR	CG-CD2	9.38	1.51	1.39
1	S	164	TYR	CG-CD2	9.33	1.51	1.39
1	7S	1	PRO	N-CD	9.30	1.60	1.47
1	ff	178	SER	CA-CB	9.29	1.66	1.52
1	79	33	SER	CA-CB	9.28	1.66	1.52
1	hz	168	PHE	CG-CD2	9.23	1.52	1.38
1	5l	80	TRP	CD2-CE2	9.18	1.52	1.41
1	8t	178	SER	CA-CB	9.17	1.66	1.52

Continued on next page...

Continued from previous page...

Mol	Chain	Res	Type	Atoms	Z	Observed(Å)	Ideal(Å)
1	dr	130	TYR	CG-CD1	9.14	1.51	1.39
1	2o	145	TYR	CG-CD2	9.13	1.51	1.39
1	4Y	41	SER	CA-CB	9.12	1.66	1.52
1	1h	130	TYR	CB-CG	9.12	1.65	1.51
1	8B	33	SER	CA-CB	9.11	1.66	1.52
1	3q	109	SER	CB-OG	9.11	1.54	1.42
1	jl	164	TYR	CG-CD1	9.09	1.50	1.39
1	9O	146	SER	CA-CB	9.08	1.66	1.52
1	cT	109	SER	CA-CB	9.07	1.66	1.52
1	24	92	GLU	CD-OE2	9.05	1.35	1.25
1	hJ	146	SER	CA-CB	9.05	1.66	1.52
1	39	164	TYR	CG-CD1	9.04	1.50	1.39
1	2p	161	PHE	CG-CD1	9.04	1.52	1.38
1	kR	175	GLU	CD-OE2	-8.98	1.15	1.25
1	g	178	SER	CA-CB	8.98	1.66	1.52
1	43	16	SER	CA-CB	8.96	1.66	1.52
1	7a	213	GLU	CG-CD	8.94	1.65	1.51
1	eS	225	GLY	CA-C	-8.93	1.37	1.51
1	lA	41	SER	CA-CB	8.91	1.66	1.52
1	ic	175	GLU	CD-OE2	8.89	1.35	1.25
1	4q	132	ARG	CZ-NH1	-8.87	1.21	1.33
1	14	161	PHE	CG-CD2	8.85	1.52	1.38
1	2S	184	TRP	NE1-CE2	-8.84	1.26	1.37
1	6	16	SER	CA-CB	8.84	1.66	1.52
1	3v	175	GLU	CD-OE1	8.84	1.35	1.25
1	4v	109	SER	CA-CB	8.82	1.66	1.52
1	5H	33	SER	CA-CB	8.77	1.66	1.52
1	gC	23	TRP	CG-CD1	8.76	1.49	1.36
1	lj	164	TYR	CG-CD2	8.76	1.50	1.39
1	c9	168	PHE	CG-CD2	8.76	1.51	1.38
1	hI	130	TYR	CG-CD2	8.74	1.50	1.39
1	fp	85	PRO	N-CD	-8.74	1.35	1.47
1	jW	16	SER	CA-CB	8.74	1.66	1.52
1	b9	41	SER	CA-CB	8.71	1.66	1.52
1	8X	130	TYR	CG-CD1	8.70	1.50	1.39
1	jm	97	ARG	CZ-NH1	-8.69	1.21	1.33
1	aE	117	TRP	NE1-CE2	-8.69	1.26	1.37
1	kC	164	TYR	CG-CD1	8.66	1.50	1.39
1	ir	169	TYR	CE2-CZ	8.63	1.49	1.38
1	55	229	ARG	CD-NE	8.63	1.61	1.46
1	9	102	SER	CA-CB	8.62	1.65	1.52
1	3M	149	SER	CA-CB	8.62	1.65	1.52

Continued on next page...

Continued from previous page...

Mol	Chain	Res	Type	Atoms	Z	Observed(Å)	Ideal(Å)
1	3F	80	TRP	NE1-CE2	-8.60	1.26	1.37
1	7i	117	TRP	CD2-CE2	8.60	1.51	1.41
1	gt	164	TYR	CZ-OH	8.60	1.52	1.37
1	8Q	149	SER	CA-CB	8.59	1.65	1.52
1	85	146	SER	CA-CB	8.58	1.65	1.52
1	iZ	178	SER	CA-CB	8.57	1.65	1.52
1	bP	1	PRO	N-CD	8.57	1.59	1.47
1	lC	130	TYR	CZ-OH	8.57	1.52	1.37
1	3V	149	SER	CA-CB	8.55	1.65	1.52
1	cj	224	PRO	N-CD	-8.55	1.35	1.47
1	lf	147	PRO	N-CD	-8.55	1.35	1.47
1	gU	223	GLY	N-CA	8.55	1.58	1.46
1	jz	169	TYR	CG-CD1	8.53	1.50	1.39
1	8E	16	SER	CA-CB	8.53	1.65	1.52
1	5E	146	SER	CA-CB	8.52	1.65	1.52
1	8n	213	GLU	CD-OE1	8.52	1.35	1.25
1	9G	117	TRP	NE1-CE2	-8.52	1.26	1.37
1	kc	164	TYR	CD2-CE2	-8.51	1.26	1.39
1	10	178	SER	CA-CB	8.49	1.65	1.52
1	hU	28	GLU	CB-CG	8.48	1.68	1.52
1	3M	146	SER	CA-CB	8.46	1.65	1.52
1	it	33	SER	CA-CB	8.46	1.65	1.52
1	9X	145	TYR	CE1-CZ	8.45	1.49	1.38
1	dU	169	TYR	CG-CD1	8.44	1.50	1.39
1	5G	130	TYR	CZ-OH	8.43	1.52	1.37
1	f4	146	SER	CB-OG	8.43	1.53	1.42
1	g7	130	TYR	CE2-CZ	8.43	1.49	1.38
1	ar	60	GLY	CA-C	-8.43	1.38	1.51
1	3A	33	SER	CA-CB	8.42	1.65	1.52
1	aj	178	SER	CA-CB	8.42	1.65	1.52
1	jM	164	TYR	CE2-CZ	8.41	1.49	1.38
1	4j	159	GLU	CB-CG	8.41	1.68	1.52
1	jW	178	SER	CA-CB	8.41	1.65	1.52
1	9s	44	SER	CA-CB	8.40	1.65	1.52
1	4u	117	TRP	NE1-CE2	-8.40	1.26	1.37
1	3g	102	SER	CA-CB	8.40	1.65	1.52
1	ag	146	SER	CA-CB	8.39	1.65	1.52
1	9T	109	SER	CA-CB	8.37	1.65	1.52
1	5q	149	SER	CB-OG	8.36	1.53	1.42
1	6C	178	SER	CA-CB	8.37	1.65	1.52
1	hs	1	PRO	N-CD	8.36	1.59	1.47
1	kx	79	GLU	CD-OE1	8.36	1.34	1.25

Continued on next page...

Continued from previous page...

Mol	Chain	Res	Type	Atoms	Z	Observed(Å)	Ideal(Å)
1	5D	164	TYR	CE1-CZ	8.35	1.49	1.38
1	1R	212	GLU	CD-OE2	-8.35	1.16	1.25
1	fa	161	PHE	CB-CG	-8.35	1.37	1.51
1	g2	169	TYR	CB-CG	8.34	1.64	1.51
1	kK	130	TYR	CG-CD2	8.34	1.50	1.39
1	hs	187	GLU	CB-CG	8.33	1.68	1.52
1	81	16	SER	CB-OG	8.33	1.53	1.42
1	k9	137	GLY	N-CA	8.32	1.58	1.46
1	3n	33	SER	CA-CB	8.32	1.65	1.52
1	aX	128	GLU	CD-OE1	8.31	1.34	1.25
1	a1	226	HIS	CB-CG	8.31	1.65	1.50
1	fW	164	TYR	CE2-CZ	8.31	1.49	1.38
1	1F	164	TYR	CE2-CZ	8.31	1.49	1.38
1	1d	145	TYR	CB-CG	-8.31	1.39	1.51
1	fn	29	GLU	CB-CG	8.31	1.68	1.52
1	6F	146	SER	CA-CB	8.30	1.65	1.52
1	fD	130	TYR	CB-CG	-8.30	1.39	1.51
1	aW	23	TRP	NE1-CE2	-8.29	1.26	1.37
1	ik	128	GLU	CD-OE1	8.29	1.34	1.25
1	f5	44	SER	CA-CB	8.29	1.65	1.52
1	dN	133	TRP	CD2-CE3	8.29	1.52	1.40
1	e4	41	SER	CA-CB	8.28	1.65	1.52
1	4f	164	TYR	CZ-OH	8.27	1.51	1.37
1	gY	23	TRP	NE1-CE2	-8.26	1.26	1.37
1	dH	206	GLY	CA-C	8.26	1.65	1.51
1	bW	164	TYR	CG-CD2	8.26	1.49	1.39
1	aQ	80	TRP	NE1-CE2	-8.25	1.26	1.37
1	lg	44	SER	CA-CB	8.24	1.65	1.52
1	2s	41	SER	CA-CB	8.23	1.65	1.52
1	5H	130	TYR	CG-CD2	8.23	1.49	1.39
1	5k	132	ARG	CD-NE	8.22	1.60	1.46
1	h0	117	TRP	CD2-CE2	8.22	1.51	1.41
1	5G	16	SER	CA-CB	8.21	1.65	1.52
1	j5	100	ARG	CD-NE	8.21	1.60	1.46
1	iS	102	SER	CA-CB	8.21	1.65	1.52
1	b3	161	PHE	CG-CD1	8.21	1.51	1.38
1	k4	44	SER	CA-CB	8.20	1.65	1.52
1	hl	75	GLU	CD-OE1	8.20	1.34	1.25
1	jr	23	TRP	NE1-CE2	-8.20	1.26	1.37
1	dr	109	SER	CA-CB	8.20	1.65	1.52
1	ho	12	HIS	CB-CG	8.19	1.64	1.50
1	4Y	180	GLU	CD-OE2	8.19	1.34	1.25

Continued on next page...

Continued from previous page...

Mol	Chain	Res	Type	Atoms	Z	Observed(Å)	Ideal(Å)
1	6U	71	GLU	CD-OE1	8.18	1.34	1.25
1	ec	149	SER	CA-CB	8.18	1.65	1.52
1	3o	80	TRP	NE1-CE2	-8.17	1.26	1.37
1	iW	137	GLY	CA-C	8.17	1.65	1.51
1	2Y	213	GLU	CD-OE2	8.17	1.34	1.25
1	7r	220	GLY	CA-C	-8.16	1.38	1.51
1	8n	169	TYR	CE1-CZ	8.16	1.49	1.38
1	8i	133	TRP	CD2-CE2	-8.16	1.31	1.41
1	eL	213	GLU	CD-OE2	8.15	1.34	1.25
1	gD	1	PRO	N-CD	8.14	1.59	1.47
1	aB	109	SER	CA-CB	8.14	1.65	1.52
1	g7	1	PRO	N-CD	8.14	1.59	1.47
1	5P	34	PRO	N-CD	-8.13	1.36	1.47
1	8b	1	PRO	N-CD	8.12	1.59	1.47
1	eX	146	SER	CA-CB	8.12	1.65	1.52
1	6H	92	GLU	CG-CD	8.11	1.64	1.51
1	1l	184	TRP	NE1-CE2	-8.11	1.27	1.37
1	1V	1	PRO	N-CD	8.10	1.59	1.47
1	i9	178	SER	CA-CB	8.09	1.65	1.52
1	J	98	GLU	CD-OE2	8.09	1.34	1.25
1	id	61	GLY	CA-C	8.08	1.64	1.51
1	4k	23	TRP	CD2-CE2	8.08	1.51	1.41
1	85	145	TYR	CG-CD2	8.08	1.49	1.39
1	lQ	169	TYR	CG-CD1	8.07	1.49	1.39
1	6s	41	SER	CA-CB	8.07	1.65	1.52
1	d	80	TRP	NE1-CE2	-8.07	1.27	1.37
1	5I	128	GLU	CB-CG	8.06	1.67	1.52
1	bg	168	PHE	CG-CD2	8.06	1.50	1.38
1	bD	1	PRO	N-CD	8.06	1.59	1.47
1	bZ	12	HIS	CB-CG	8.06	1.64	1.50
1	jf	149	SER	CA-CB	8.05	1.65	1.52
1	1F	130	TYR	CZ-OH	8.05	1.51	1.37
1	9U	212	GLU	CD-OE2	8.05	1.34	1.25
1	cH	130	TYR	CE1-CZ	8.05	1.49	1.38
1	id	122	PRO	N-CD	-8.05	1.36	1.47
1	3o	23	TRP	NE1-CE2	-8.05	1.27	1.37
1	8V	80	TRP	NE1-CE2	-8.04	1.27	1.37
1	ci	109	SER	CA-CB	8.04	1.65	1.52
1	R	169	TYR	CG-CD1	8.04	1.49	1.39
1	D	102	SER	CA-CB	8.03	1.65	1.52
1	hd	33	SER	CA-CB	8.03	1.65	1.52
1	e	159	GLU	CG-CD	-8.02	1.40	1.51

Continued on next page...

Continued from previous page...

Mol	Chain	Res	Type	Atoms	Z	Observed(Å)	Ideal(Å)
1	eA	23	TRP	CD2-CE2	8.02	1.50	1.41
1	6J	145	TYR	CG-CD1	8.01	1.49	1.39
1	2t	164	TYR	CB-CG	8.01	1.63	1.51
1	7P	130	TYR	CG-CD2	8.01	1.49	1.39
1	lp	178	SER	CA-CB	8.00	1.65	1.52
1	b6	169	TYR	CG-CD2	8.00	1.49	1.39
1	f9	146	SER	CA-CB	8.00	1.65	1.52
1	kl	180	GLU	CB-CG	7.99	1.67	1.52
1	eL	175	GLU	CD-OE1	-7.99	1.16	1.25
1	eP	29	GLU	CD-OE1	7.99	1.34	1.25
1	aO	146	SER	CA-CB	7.99	1.65	1.52
1	fU	23	TRP	CD1-NE1	7.99	1.51	1.38
1	9k	145	TYR	CZ-OH	7.98	1.51	1.37
1	lR	45	GLU	CD-OE1	7.98	1.34	1.25
1	cb	35	GLU	CD-OE2	7.97	1.34	1.25
1	eI	128	GLU	CD-OE2	7.96	1.34	1.25
1	9	184	TRP	NE1-CE2	-7.96	1.27	1.37
1	bm	145	TYR	CZ-OH	7.95	1.51	1.37
1	15	44	SER	CA-CB	7.95	1.64	1.52
1	25	127	GLY	CA-C	-7.95	1.39	1.51
1	aS	41	SER	CA-CB	7.95	1.64	1.52
1	3T	161	PHE	CG-CD1	7.94	1.50	1.38
1	7z	161	PHE	CG-CD1	7.94	1.50	1.38
1	aO	75	GLU	CD-OE1	7.94	1.34	1.25
1	aj	147	PRO	N-CD	-7.93	1.36	1.47
1	3z	44	SER	CA-CB	7.93	1.64	1.52
1	6A	75	GLU	CG-CD	-7.93	1.40	1.51
1	g7	85	PRO	N-CD	-7.92	1.36	1.47
1	jt	33	SER	CA-CB	7.92	1.64	1.52
1	9h	44	SER	CA-CB	7.92	1.64	1.52
1	f6	180	GLU	CG-CD	7.91	1.63	1.51
1	lP	213	GLU	CD-OE1	7.91	1.34	1.25
1	bx	149	SER	CA-CB	7.91	1.64	1.52
1	hM	130	TYR	CZ-OH	7.90	1.51	1.37
1	lj	130	TYR	CZ-OH	7.90	1.51	1.37
1	5l	130	TYR	CG-CD1	7.90	1.49	1.39
1	1e	40	PHE	CG-CD1	7.89	1.50	1.38
1	2y	102	SER	CA-CB	7.89	1.64	1.52
1	8O	184	TRP	CD2-CE2	7.89	1.50	1.41
1	1u	187	GLU	CG-CD	-7.89	1.40	1.51
1	kv	35	GLU	CD-OE1	7.89	1.34	1.25
1	W	164	TYR	CZ-OH	7.88	1.51	1.37

Continued on next page...

Continued from previous page...

Mol	Chain	Res	Type	Atoms	Z	Observed(Å)	Ideal(Å)
1	2g	169	TYR	CE2-CZ	7.88	1.48	1.38
1	ia	194	ALA	CA-CB	7.87	1.69	1.52
1	lz	145	TYR	CG-CD2	7.87	1.49	1.39
1	dj	225	GLY	N-CA	7.87	1.57	1.46
1	jj	1	PRO	N-CD	7.87	1.58	1.47
1	49	117	TRP	NE1-CE2	-7.87	1.27	1.37
1	cl	146	SER	CA-CB	7.87	1.64	1.52
1	fq	16	SER	CA-CB	7.87	1.64	1.52
1	38	184	TRP	CD2-CE2	7.87	1.50	1.41
1	fj	49	PRO	N-CD	-7.87	1.36	1.47
1	hq	178	SER	CA-CB	7.86	1.64	1.52
1	6j	1	PRO	N-CD	7.86	1.58	1.47
1	7p	32	PHE	CG-CD2	7.86	1.50	1.38
1	fp	169	TYR	CG-CD2	7.86	1.49	1.39
1	hC	222	GLY	CA-C	7.86	1.64	1.51
1	7D	169	TYR	CE2-CZ	7.86	1.48	1.38
1	gc	130	TYR	CD1-CE1	7.86	1.51	1.39
1	J	133	TRP	NE1-CE2	-7.85	1.27	1.37
1	6E	218	CYS	CB-SG	7.85	1.95	1.82
1	dO	220	GLY	N-CA	-7.84	1.34	1.46
1	68	145	TYR	CE2-CZ	7.84	1.48	1.38
1	4q	184	TRP	CD2-CE2	-7.84	1.31	1.41
1	5a	23	TRP	NE1-CE2	-7.84	1.27	1.37
1	5L	161	PHE	CG-CD2	7.84	1.50	1.38
1	74	130	TYR	CG-CD1	7.84	1.49	1.39
1	6k	41	SER	CA-CB	7.84	1.64	1.52
1	d7	169	TYR	CE2-CZ	7.83	1.48	1.38
1	1P	169	TYR	CG-CD1	7.83	1.49	1.39
1	6f	71	GLU	CB-CG	7.83	1.67	1.52
1	4h	212	GLU	CB-CG	7.82	1.67	1.52
1	cD	168	PHE	CB-CG	7.82	1.64	1.51
1	d7	1	PRO	N-CD	7.82	1.58	1.47
1	63	162	ARG	CD-NE	7.82	1.59	1.46
1	iI	130	TYR	CG-CD1	7.82	1.49	1.39
1	8N	128	GLU	CB-CG	7.81	1.67	1.52
1	ad	18	ARG	CZ-NH1	-7.81	1.22	1.33
1	kX	33	SER	CA-CB	7.81	1.64	1.52
1	2s	16	SER	CA-CB	7.81	1.64	1.52
1	gF	145	TYR	CG-CD1	7.80	1.49	1.39
1	2O	23	TRP	NE1-CE2	-7.80	1.27	1.37
1	7k	90	PRO	N-CD	7.80	1.58	1.47
1	fs	164	TYR	CZ-OH	7.80	1.51	1.37

Continued on next page...

Continued from previous page...

Mol	Chain	Res	Type	Atoms	Z	Observed(Å)	Ideal(Å)
1	6V	184	TRP	NE1-CE2	-7.80	1.27	1.37
1	eK	28	GLU	CD-OE2	7.80	1.34	1.25
1	1m	154	ARG	CZ-NH2	-7.80	1.23	1.33
1	iz	187	GLU	CD-OE2	7.80	1.34	1.25
1	4m	220	GLY	CA-C	7.79	1.64	1.51
1	iN	169	TYR	CE1-CZ	7.79	1.48	1.38
1	bm	130	TYR	CG-CD2	7.79	1.49	1.39
1	f4	229	ARG	CD-NE	7.79	1.59	1.46
1	8l	169	TYR	CD1-CE1	7.78	1.51	1.39
1	k5	130	TYR	CG-CD1	7.77	1.49	1.39
1	4Y	130	TYR	CE2-CZ	7.77	1.48	1.38
1	6h	184	TRP	CD2-CE2	7.77	1.50	1.41
1	iF	16	SER	CA-CB	7.76	1.64	1.52
1	3Q	206	GLY	CA-C	7.76	1.64	1.51
1	i9	28	GLU	CD-OE2	-7.76	1.17	1.25
1	lE	32	PHE	CG-CD1	7.76	1.50	1.38
1	8n	146	SER	CA-CB	7.76	1.64	1.52
1	dX	76	GLU	CB-CG	7.75	1.66	1.52
1	ig	45	GLU	CG-CD	7.75	1.63	1.51
1	58	162	ARG	CZ-NH1	-7.75	1.23	1.33
1	bI	79	GLU	CB-CG	7.75	1.66	1.52
1	f	145	TYR	CG-CD1	7.74	1.49	1.39
1	ir	130	TYR	CG-CD1	7.74	1.49	1.39
1	l6	102	SER	CA-CB	7.74	1.64	1.52
1	c8	169	TYR	CG-CD2	7.74	1.49	1.39
1	df	94	GLY	N-CA	7.74	1.57	1.46
1	hA	130	TYR	CG-CD1	7.74	1.49	1.39
1	l3	33	SER	CA-CB	7.74	1.64	1.52
1	5g	117	TRP	CE3-CZ3	7.74	1.51	1.38
1	eQ	164	TYR	CD1-CE1	7.73	1.50	1.39
1	bq	29	GLU	CD-OE2	7.72	1.34	1.25
1	dF	169	TYR	CB-CG	7.72	1.63	1.51
1	jO	169	TYR	CE2-CZ	7.72	1.48	1.38
1	bp	109	SER	CA-CB	7.72	1.64	1.52
1	ba	145	TYR	CE2-CZ	7.72	1.48	1.38
1	42	146	SER	CA-CB	7.71	1.64	1.52
1	ao	40	PHE	CG-CD2	7.71	1.50	1.38
1	cl	212	GLU	CD-OE1	7.71	1.34	1.25
1	9t	164	TYR	CD2-CE2	7.71	1.50	1.39
1	iD	106	GLY	CA-C	-7.71	1.39	1.51
1	2P	75	GLU	CB-CG	7.71	1.66	1.52
1	3u	149	SER	CA-CB	7.71	1.64	1.52

Continued on next page...

Continued from previous page...

Mol	Chain	Res	Type	Atoms	Z	Observed(Å)	Ideal(Å)
1	6h	61	GLY	N-CA	7.70	1.57	1.46
1	z	178	SER	CB-OG	7.70	1.52	1.42
1	aX	120	HIS	CB-CG	-7.70	1.36	1.50
1	2t	17	PRO	N-CD	-7.70	1.37	1.47
1	il	1	PRO	N-CD	7.69	1.58	1.47
1	lv	102	SER	CA-CB	7.69	1.64	1.52
1	2q	130	TYR	CG-CD1	7.69	1.49	1.39
1	hl	133	TRP	NE1-CE2	-7.69	1.27	1.37
1	al	164	TYR	CZ-OH	7.68	1.50	1.37
1	7b	40	PHE	CG-CD1	7.68	1.50	1.38
1	bY	164	TYR	CZ-OH	7.68	1.50	1.37
1	a7	143	ARG	NE-CZ	-7.67	1.23	1.33
1	k2	145	TYR	CE2-CZ	7.67	1.48	1.38
1	N	128	GLU	CD-OE1	7.67	1.34	1.25
1	7E	137	GLY	N-CA	7.67	1.57	1.46
1	kz	169	TYR	CD1-CE1	7.67	1.50	1.39
1	l9	76	GLU	CD-OE2	7.67	1.34	1.25
1	7e	80	TRP	NE1-CE2	-7.66	1.27	1.37
1	v	89	GLY	CA-C	7.66	1.64	1.51
1	2r	1	PRO	N-CA	7.66	1.60	1.47
1	aY	16	SER	CA-CB	7.65	1.64	1.52
1	iF	180	GLU	CB-CG	7.65	1.66	1.52
1	eo	16	SER	CA-CB	7.65	1.64	1.52
1	8c	8	GLY	N-CA	7.65	1.57	1.46
1	hb	102	SER	CA-CB	7.65	1.64	1.52
1	1h	109	SER	CA-CB	7.65	1.64	1.52
1	4h	145	TYR	CG-CD2	7.64	1.49	1.39
1	ft	82	ARG	CD-NE	7.64	1.59	1.46
1	2A	16	SER	CA-CB	7.64	1.64	1.52
1	ck	16	SER	CA-CB	7.64	1.64	1.52
1	gs	127	GLY	CA-C	7.64	1.64	1.51
1	ha	45	GLU	CD-OE2	7.64	1.34	1.25
1	jr	117	TRP	NE1-CE2	-7.64	1.27	1.37
1	k0	109	SER	CA-CB	7.63	1.64	1.52
1	9F	33	SER	CA-CB	7.63	1.64	1.52
1	ar	89	GLY	N-CA	7.63	1.57	1.46
1	kh	169	TYR	CE2-CZ	7.63	1.48	1.38
1	5z	149	SER	CA-CB	7.63	1.64	1.52
1	2U	146	SER	CA-CB	7.63	1.64	1.52
1	fl	164	TYR	CG-CD1	-7.63	1.29	1.39
1	kp	76	GLU	CD-OE2	7.63	1.34	1.25
1	kl	168	PHE	CG-CD2	7.62	1.50	1.38

Continued on next page...

Continued from previous page...

Mol	Chain	Res	Type	Atoms	Z	Observed(Å)	Ideal(Å)
1	it	16	SER	CA-CB	7.62	1.64	1.52
1	3X	149	SER	CA-CB	7.62	1.64	1.52
1	2g	32	PHE	CE1-CZ	7.62	1.51	1.37
1	8K	122	PRO	N-CD	7.62	1.58	1.47
1	lK	44	SER	CA-CB	7.61	1.64	1.52
1	jn	169	TYR	CG-CD2	7.61	1.49	1.39
1	9H	149	SER	CA-CB	7.61	1.64	1.52
1	1x	128	GLU	CD-OE1	7.61	1.34	1.25
1	fE	44	SER	CA-CB	7.61	1.64	1.52
1	2P	133	TRP	NE1-CE2	-7.60	1.27	1.37
1	7h	102	SER	CA-CB	7.60	1.64	1.52
1	1X	71	GLU	CD-OE2	7.59	1.34	1.25
1	8F	130	TYR	CE2-CZ	7.59	1.48	1.38
1	4M	122	PRO	N-CD	-7.59	1.37	1.47
1	4D	45	GLU	CB-CG	7.58	1.66	1.52
1	bl	145	TYR	CG-CD2	7.58	1.49	1.39
1	bf	45	GLU	CB-CG	7.58	1.66	1.52
1	k3	130	TYR	CE2-CZ	7.58	1.48	1.38
1	5s	1	PRO	N-CD	7.58	1.58	1.47
1	kl	113	GLU	CB-CG	7.57	1.66	1.52
1	8f	117	TRP	CD2-CE2	7.57	1.50	1.41
1	6i	145	TYR	CE1-CZ	7.57	1.48	1.38
1	4r	45	GLU	CB-CG	7.57	1.66	1.52
1	1N	28	GLU	CD-OE1	7.56	1.33	1.25
1	B	28	GLU	CD-OE1	7.56	1.33	1.25
1	2U	164	TYR	CG-CD2	7.56	1.49	1.39
1	bP	16	SER	CA-CB	7.55	1.64	1.52
1	11	164	TYR	CB-CG	-7.55	1.40	1.51
1	7n	75	GLU	CD-OE2	7.55	1.33	1.25
1	82	130	TYR	CB-CG	7.55	1.62	1.51
1	a5	44	SER	CA-CB	7.55	1.64	1.52
1	fu	45	GLU	CG-CD	-7.54	1.40	1.51
1	2P	168	PHE	CG-CD2	7.54	1.50	1.38
1	i	94	GLY	N-CA	-7.54	1.34	1.46
1	ea	75	GLU	CD-OE2	7.53	1.33	1.25
1	iQ	41	SER	CA-CB	7.53	1.64	1.52
1	7n	169	TYR	CZ-OH	7.53	1.50	1.37
1	8R	178	SER	CA-CB	7.53	1.64	1.52
1	eH	122	PRO	N-CD	-7.53	1.37	1.47
1	iN	41	SER	CA-CB	7.53	1.64	1.52
1	aD	137	GLY	CA-C	-7.53	1.39	1.51
1	da	1	PRO	N-CD	7.52	1.58	1.47

Continued on next page...

Continued from previous page...

Mol	Chain	Res	Type	Atoms	Z	Observed(Å)	Ideal(Å)
1	eS	159	GLU	CD-OE2	-7.52	1.17	1.25
1	lZ	145	TYR	CB-CG	-7.52	1.40	1.51
1	lC	45	GLU	CB-CG	7.51	1.66	1.52
1	f0	33	SER	CA-CB	7.51	1.64	1.52
1	40	161	PHE	CE1-CZ	7.51	1.51	1.37
1	47	87	HIS	CB-CG	7.51	1.63	1.50
1	kR	92	GLU	CB-CG	7.51	1.66	1.52
1	b	145	TYR	CG-CD1	7.51	1.49	1.39
1	ln	33	SER	CA-CB	7.50	1.64	1.52
1	3O	164	TYR	CE2-CZ	7.50	1.48	1.38
1	Q	178	SER	CA-CB	7.50	1.64	1.52
1	4S	187	GLU	CG-CD	7.50	1.63	1.51
1	ar	40	PHE	CG-CD1	7.50	1.50	1.38
1	lG	16	SER	CA-CB	7.50	1.64	1.52
1	Y	149	SER	CA-CB	7.50	1.64	1.52
1	iA	145	TYR	CG-CD1	7.49	1.48	1.39
1	3D	187	GLU	CD-OE1	7.49	1.33	1.25
1	hV	130	TYR	CG-CD2	7.49	1.48	1.39
1	48	218	CYS	CB-SG	7.49	1.95	1.82
1	d4	149	SER	CA-CB	7.49	1.64	1.52
1	o	130	TYR	CE1-CZ	7.49	1.48	1.38
1	p	149	SER	CA-CB	7.49	1.64	1.52
1	6T	88	ALA	C-N	7.48	1.46	1.33
1	i3	143	ARG	CZ-NH2	-7.48	1.23	1.33
1	lj	130	TYR	CG-CD1	7.48	1.48	1.39
1	cD	41	SER	CA-CB	7.47	1.64	1.52
1	27	40	PHE	CG-CD2	7.47	1.50	1.38
1	gP	117	TRP	NE1-CE2	-7.47	1.27	1.37
1	j5	35	GLU	CD-OE2	7.47	1.33	1.25
1	2Y	16	SER	CA-CB	7.47	1.64	1.52
1	7A	102	SER	CA-CB	7.47	1.64	1.52
1	gL	180	GLU	CG-CD	-7.47	1.40	1.51
1	aR	173	ARG	CZ-NH1	-7.47	1.23	1.33
1	k	178	SER	CA-CB	7.46	1.64	1.52
1	lR	100	ARG	CZ-NH1	-7.46	1.23	1.33
1	9S	102	SER	CA-CB	7.46	1.64	1.52
1	a3	75	GLU	CB-CG	7.46	1.66	1.52
1	jl	106	GLY	N-CA	7.46	1.57	1.46
1	Z	45	GLU	CD-OE1	7.46	1.33	1.25
1	hl	28	GLU	CB-CG	7.46	1.66	1.52
1	am	75	GLU	CD-OE2	7.46	1.33	1.25
1	bw	80	TRP	CE3-CZ3	7.46	1.51	1.38

Continued on next page...

Continued from previous page...

Mol	Chain	Res	Type	Atoms	Z	Observed(Å)	Ideal(Å)
1	dG	180	GLU	CD-OE1	7.46	1.33	1.25
1	k1	220	GLY	N-CA	7.45	1.57	1.46
1	76	1	PRO	N-CD	7.45	1.58	1.47
1	7x	1	PRO	N-CD	7.45	1.58	1.47
1	c1	173	ARG	CZ-NH2	-7.45	1.23	1.33
1	5E	80	TRP	CD2-CE2	7.45	1.50	1.41
1	gy	149	SER	CA-CB	7.45	1.64	1.52
1	bB	162	ARG	CZ-NH2	-7.45	1.23	1.33
1	fU	109	SER	CA-CB	7.45	1.64	1.52
1	j9	149	SER	CB-OG	7.45	1.51	1.42
1	dy	100	ARG	CZ-NH1	-7.45	1.23	1.33
1	5Q	117	TRP	NE1-CE2	-7.44	1.27	1.37
1	bu	145	TYR	CG-CD2	7.44	1.48	1.39
1	eX	187	GLU	CG-CD	7.44	1.63	1.51
1	eW	178	SER	CA-CB	7.44	1.64	1.52
1	J	46	GLY	N-CA	7.44	1.57	1.46
1	2O	154	ARG	CD-NE	7.43	1.59	1.46
1	8x	88	ALA	C-N	7.43	1.46	1.33
1	bI	130	TYR	CE2-CZ	7.43	1.48	1.38
1	jM	145	TYR	CE1-CZ	7.43	1.48	1.38
1	4x	145	TYR	CE2-CZ	7.43	1.48	1.38
1	6C	120	HIS	CB-CG	7.43	1.63	1.50
1	9M	149	SER	CA-CB	7.43	1.64	1.52
1	4w	102	SER	CB-OG	7.43	1.51	1.42
1	do	178	SER	CB-OG	7.43	1.51	1.42
1	1z	146	SER	CA-CB	7.42	1.64	1.52
1	f	160	PRO	N-CD	-7.42	1.37	1.47
1	8v	164	TYR	CG-CD1	7.42	1.48	1.39
1	kk	102	SER	CA-CB	7.42	1.64	1.52
1	5a	168	PHE	CG-CD1	7.42	1.49	1.38
1	1d	1	PRO	N-CD	7.42	1.58	1.47
1	iX	115	ILE	C-N	7.42	1.46	1.33
1	7P	109	SER	CA-CB	7.42	1.64	1.52
1	fX	145	TYR	CB-CG	7.42	1.62	1.51
1	9j	117	TRP	NE1-CE2	-7.41	1.27	1.37
1	hG	75	GLU	CD-OE2	7.41	1.33	1.25
1	2r	44	SER	CA-CB	7.41	1.64	1.52
1	j7	145	TYR	CE2-CZ	7.40	1.48	1.38
1	6g	76	GLU	CD-OE1	7.40	1.33	1.25
1	bd	164	TYR	CG-CD1	7.40	1.48	1.39
1	1z	164	TYR	CE1-CZ	7.40	1.48	1.38
1	33	159	GLU	CG-CD	7.39	1.63	1.51

Continued on next page...

Continued from previous page...

Mol	Chain	Res	Type	Atoms	Z	Observed(Å)	Ideal(Å)
1	6Z	206	GLY	CA-C	7.39	1.63	1.51
1	aR	41	SER	CB-OG	7.39	1.51	1.42
1	cr	167	ARG	NE-CZ	-7.39	1.23	1.33
1	f3	29	GLU	CD-OE2	7.39	1.33	1.25
1	3O	145	TYR	CE1-CZ	7.39	1.48	1.38
1	4N	117	TRP	NE1-CE2	-7.39	1.27	1.37
1	e7	115	ILE	C-N	7.39	1.46	1.33
1	gi	28	GLU	CB-CG	7.39	1.66	1.52
1	gu	164	TYR	CE2-CZ	7.39	1.48	1.38
1	ek	178	SER	CA-CB	7.39	1.64	1.52
1	1N	102	SER	CA-CB	7.39	1.64	1.52
1	14	169	TYR	CB-CG	-7.39	1.40	1.51
1	C	16	SER	CA-CB	7.38	1.64	1.52
1	9x	169	TYR	CG-CD1	7.38	1.48	1.39
1	7g	159	GLU	CD-OE1	-7.38	1.17	1.25
1	1s	145	TYR	CE2-CZ	7.38	1.48	1.38
1	4p	16	SER	CA-CB	7.38	1.64	1.52
1	aU	169	TYR	CG-CD1	7.38	1.48	1.39
1	h5	169	TYR	CG-CD2	7.38	1.48	1.39
1	gt	206	GLY	N-CA	7.37	1.57	1.46
1	kr	102	SER	CB-OG	7.37	1.51	1.42
1	aO	180	GLU	CB-CG	7.37	1.66	1.52
1	6i	102	SER	CA-CB	7.37	1.64	1.52
1	6	180	GLU	CD-OE2	7.37	1.33	1.25
1	hR	146	SER	CB-OG	7.36	1.51	1.42
1	i5	105	ALA	C-N	7.36	1.46	1.33
1	49	1	PRO	N-CD	7.36	1.58	1.47
1	6e	145	TYR	CE1-CZ	7.36	1.48	1.38
1	1e	23	TRP	CD2-CE2	7.36	1.50	1.41
1	gC	145	TYR	CG-CD1	7.36	1.48	1.39
1	2G	169	TYR	CE2-CZ	7.36	1.48	1.38
1	gr	178	SER	CA-CB	7.36	1.64	1.52
1	hP	184	TRP	CD2-CE2	7.36	1.50	1.41
1	8k	154	ARG	CZ-NH1	-7.36	1.23	1.33
1	h4	92	GLU	CD-OE2	7.36	1.33	1.25
1	1g	117	TRP	CG-CD1	7.36	1.47	1.36
1	99	71	GLU	CD-OE1	7.36	1.33	1.25
1	9F	45	GLU	CG-CD	7.36	1.62	1.51
1	4P	44	SER	CA-CB	7.35	1.64	1.52
1	51	106	GLY	N-CA	7.35	1.57	1.46
1	8t	225	GLY	CA-C	-7.35	1.40	1.51
1	f	149	SER	CB-OG	7.35	1.51	1.42

Continued on next page...

Continued from previous page...

Mol	Chain	Res	Type	Atoms	Z	Observed(Å)	Ideal(Å)
1	3U	133	TRP	NE1-CE2	-7.35	1.27	1.37
1	lR	149	SER	CA-CB	7.35	1.64	1.52
1	ck	194	ALA	CA-CB	7.35	1.67	1.52
1	ku	45	GLU	CD-OE2	7.35	1.33	1.25
1	cA	8	GLY	CA-C	-7.35	1.40	1.51
1	hu	35	GLU	CD-OE1	7.35	1.33	1.25
1	2o	130	TYR	CG-CD1	7.35	1.48	1.39
1	7M	164	TYR	CG-CD2	7.35	1.48	1.39
1	8B	41	SER	CA-CB	7.35	1.64	1.52
1	fA	169	TYR	CB-CG	7.35	1.62	1.51
1	16	1	PRO	N-CD	7.35	1.58	1.47
1	ii	16	SER	CA-CB	7.34	1.64	1.52
1	fA	41	SER	CA-CB	7.34	1.64	1.52
1	y	113	GLU	CB-CG	7.34	1.66	1.52
1	eb	130	TYR	CE1-CZ	7.34	1.48	1.38
1	fv	145	TYR	CE2-CZ	7.34	1.48	1.38
1	9N	225	GLY	CA-C	-7.34	1.40	1.51
1	aD	167	ARG	CD-NE	7.34	1.58	1.46
1	a5	32	PHE	CG-CD2	7.34	1.49	1.38
1	i	97	ARG	NE-CZ	7.34	1.42	1.33
1	eI	164	TYR	CG-CD1	7.33	1.48	1.39
1	3z	17	PRO	N-CD	-7.33	1.37	1.47
1	jd	41	SER	CA-CB	7.33	1.64	1.52
1	lz	130	TYR	CG-CD2	7.33	1.48	1.39
1	8N	76	GLU	CB-CG	7.33	1.66	1.52
1	f3	169	TYR	CE2-CZ	7.33	1.48	1.38
1	lh	40	PHE	CG-CD2	7.33	1.49	1.38
1	lG	222	GLY	N-CA	7.33	1.57	1.46
1	9l	169	TYR	CG-CD2	7.33	1.48	1.39
1	aG	173	ARG	CD-NE	7.32	1.58	1.46
1	d3	149	SER	CA-CB	7.32	1.64	1.52
1	cX	79	GLU	CG-CD	7.32	1.62	1.51
1	bu	169	TYR	CG-CD1	7.32	1.48	1.39
1	fH	161	PHE	CE1-CZ	7.32	1.51	1.37
1	ji	132	ARG	CZ-NH1	-7.32	1.23	1.33
1	lL	149	SER	CA-CB	7.32	1.64	1.52
1	aJ	8	GLY	N-CA	7.32	1.57	1.46
1	g6	102	SER	CA-CB	7.31	1.64	1.52
1	j2	184	TRP	CD2-CE3	-7.31	1.29	1.40
1	8y	223	GLY	N-CA	7.31	1.57	1.46
1	9L	93	PRO	N-CD	-7.31	1.37	1.47
1	he	82	ARG	CZ-NH1	-7.31	1.23	1.33

Continued on next page...

Continued from previous page...

Mol	Chain	Res	Type	Atoms	Z	Observed(Å)	Ideal(Å)
1	3k	169	TYR	CE1-CZ	7.30	1.48	1.38
1	9u	173	ARG	CD-NE	7.30	1.58	1.46
1	eI	145	TYR	CD2-CE2	7.30	1.50	1.39
1	jY	46	GLY	CA-C	-7.30	1.40	1.51
1	eK	180	GLU	CD-OE2	-7.30	1.17	1.25
1	jm	45	GLU	CB-CG	7.30	1.66	1.52
1	ih	18	ARG	CZ-NH1	-7.30	1.23	1.33
1	1l	224	PRO	N-CD	7.30	1.58	1.47
1	cw	94	GLY	CA-C	-7.30	1.40	1.51
1	ep	146	SER	CA-CB	7.30	1.63	1.52
1	8j	102	SER	CA-CB	7.30	1.63	1.52
1	au	71	GLU	CD-OE2	7.29	1.33	1.25
1	S	117	TRP	NE1-CE2	-7.29	1.28	1.37
1	bB	16	SER	CA-CB	7.29	1.63	1.52
1	hc	97	ARG	CD-NE	7.29	1.58	1.46
1	8g	16	SER	CA-CB	7.29	1.63	1.52
1	8h	16	SER	CA-CB	7.29	1.63	1.52
1	c4	117	TRP	NE1-CE2	-7.29	1.28	1.37
1	i3	33	SER	CA-CB	7.28	1.63	1.52
1	ew	16	SER	CA-CB	7.28	1.63	1.52
1	dk	164	TYR	CG-CD1	7.28	1.48	1.39
1	O	212	GLU	CG-CD	7.28	1.62	1.51
1	99	149	SER	CA-CB	7.28	1.63	1.52
1	9a	1	PRO	N-CD	7.28	1.58	1.47
1	9a	169	TYR	CG-CD1	7.28	1.48	1.39
1	p	33	SER	CA-CB	7.28	1.63	1.52
1	kx	102	SER	CA-CB	7.28	1.63	1.52
1	jc	178	SER	CA-CB	7.27	1.63	1.52
1	lF	34	PRO	N-CD	-7.27	1.37	1.47
1	9k	92	GLU	CG-CD	7.27	1.62	1.51
1	1X	178	SER	CA-CB	7.27	1.63	1.52
1	i	164	TYR	CD2-CE2	7.27	1.50	1.39
1	fv	76	GLU	CG-CD	-7.26	1.41	1.51
1	o	145	TYR	CG-CD2	7.26	1.48	1.39
1	3a	8	GLY	CA-C	-7.26	1.40	1.51
1	7O	137	GLY	CA-C	-7.26	1.40	1.51
1	94	164	TYR	CE1-CZ	7.26	1.48	1.38
1	r	85	PRO	N-CD	-7.26	1.37	1.47
1	jF	130	TYR	CG-CD1	7.26	1.48	1.39
1	kY	146	SER	CA-CB	7.26	1.63	1.52
1	4M	101	GLY	CA-C	-7.26	1.40	1.51
1	H	178	SER	CA-CB	7.26	1.63	1.52

Continued on next page...

Continued from previous page...

Mol	Chain	Res	Type	Atoms	Z	Observed(Å)	Ideal(Å)
1	hz	1	PRO	N-CD	7.26	1.58	1.47
1	ku	33	SER	CA-CB	7.26	1.63	1.52
1	kz	100	ARG	CZ-NH2	-7.26	1.23	1.33
1	62	161	PHE	CB-CG	-7.26	1.39	1.51
1	7a	175	GLU	CD-OE1	7.26	1.33	1.25
1	g9	23	TRP	NE1-CE2	-7.25	1.28	1.37
1	cA	145	TYR	CG-CD1	7.25	1.48	1.39
1	es	178	SER	CA-CB	7.25	1.63	1.52
1	2M	145	TYR	CE2-CZ	7.25	1.48	1.38
1	1p	191	VAL	CB-CG2	7.25	1.68	1.52
1	q	82	ARG	CZ-NH2	-7.25	1.23	1.33
1	jc	1	PRO	N-CD	7.25	1.57	1.47
1	9g	143	ARG	CZ-NH1	-7.25	1.23	1.33
1	f3	23	TRP	NE1-CE2	7.25	1.47	1.37
1	4Z	80	TRP	CG-CD1	7.25	1.46	1.36
1	gn	145	TYR	CE2-CZ	7.25	1.48	1.38
1	2Z	133	TRP	CE3-CZ3	7.24	1.50	1.38
1	6F	16	SER	CA-CB	7.24	1.63	1.52
1	9C	3	VAL	N-CA	-7.24	1.31	1.46
1	7q	130	TYR	CZ-OH	7.24	1.50	1.37
1	hO	174	ALA	CA-CB	7.24	1.67	1.52
1	1O	169	TYR	CG-CD2	7.24	1.48	1.39
1	1U	180	GLU	CD-OE2	7.24	1.33	1.25
1	6V	145	TYR	CE2-CZ	7.24	1.48	1.38
1	cv	181	VAL	CB-CG2	7.24	1.68	1.52
1	lh	178	SER	CA-CB	7.23	1.63	1.52
1	8c	80	TRP	CD2-CE3	-7.23	1.29	1.40
1	90	145	TYR	CG-CD1	7.23	1.48	1.39
1	jP	161	PHE	CG-CD1	7.23	1.49	1.38
1	3S	33	SER	CB-OG	7.23	1.51	1.42
1	dD	41	SER	CB-OG	7.23	1.51	1.42
1	gs	33	SER	CA-CB	7.23	1.63	1.52
1	if	117	TRP	CE2-CZ2	-7.23	1.27	1.39
1	j5	178	SER	CA-CB	7.23	1.63	1.52
1	ls	18	ARG	CD-NE	7.23	1.58	1.46
1	6J	1	PRO	N-CD	7.22	1.57	1.47
1	8K	196	PRO	N-CD	-7.22	1.37	1.47
1	cY	18	ARG	CZ-NH1	-7.22	1.23	1.33
1	8k	102	SER	CA-CB	7.22	1.63	1.52
1	1G	169	TYR	CG-CD1	7.22	1.48	1.39
1	ey	128	GLU	CB-CG	7.22	1.65	1.52
1	js	117	TRP	CE3-CZ3	7.22	1.50	1.38

Continued on next page...

Continued from previous page...

Mol	Chain	Res	Type	Atoms	Z	Observed(Å)	Ideal(Å)
1	lQ	156	GLY	CA-C	7.22	1.63	1.51
1	iT	113	GLU	CB-CG	7.22	1.65	1.52
1	20	32	PHE	CG-CD1	7.21	1.49	1.38
1	6C	117	TRP	CD2-CE3	-7.21	1.29	1.40
1	76	169	TYR	CZ-OH	7.21	1.50	1.37
1	ea	130	TYR	CE2-CZ	7.21	1.48	1.38
1	9B	113	GLU	CD-OE2	7.21	1.33	1.25
1	1f	38	PRO	N-CD	-7.21	1.37	1.47
1	98	29	GLU	CB-CG	7.21	1.65	1.52
1	21	161	PHE	CG-CD2	7.21	1.49	1.38
1	hX	168	PHE	CB-CG	7.20	1.63	1.51
1	hY	222	GLY	CA-C	7.20	1.63	1.51
1	i	146	SER	CA-CB	7.20	1.63	1.52
1	kE	23	TRP	CZ2-CH2	7.20	1.51	1.37
1	ft	143	ARG	CD-NE	7.20	1.58	1.46
1	1E	33	SER	CB-OG	7.20	1.51	1.42
1	3g	168	PHE	CG-CD2	7.20	1.49	1.38
1	8a	145	TYR	CE1-CZ	7.20	1.48	1.38
1	jS	41	SER	CA-CB	7.20	1.63	1.52
1	7x	18	ARG	CD-NE	7.20	1.58	1.46
1	h	229	ARG	CZ-NH2	-7.20	1.23	1.33
1	iJ	44	SER	CA-CB	7.20	1.63	1.52
1	lP	155	GLN	C-N	7.20	1.46	1.33
1	eV	113	GLU	CG-CD	7.20	1.62	1.51
1	by	60	GLY	CA-C	-7.19	1.40	1.51
1	k6	145	TYR	CG-CD2	7.19	1.48	1.39
1	2S	1	PRO	N-CD	7.19	1.57	1.47
1	9A	164	TYR	CG-CD2	7.19	1.48	1.39
1	dt	130	TYR	CG-CD1	7.19	1.48	1.39
1	30	116	GLY	CA-C	7.19	1.63	1.51
1	8u	222	GLY	CA-C	-7.19	1.40	1.51
1	g2	29	GLU	CD-OE2	7.19	1.33	1.25
1	js	94	GLY	CA-C	-7.19	1.40	1.51
1	81	196	PRO	N-CD	-7.18	1.37	1.47
1	jL	49	PRO	CA-C	7.18	1.67	1.52
1	kT	146	SER	CB-OG	7.18	1.51	1.42
1	8Y	117	TRP	CZ2-CH2	7.18	1.50	1.37
1	9U	41	SER	CA-CB	7.18	1.63	1.52
1	3V	212	GLU	CG-CD	7.18	1.62	1.51
1	ln	145	TYR	CG-CD1	7.18	1.48	1.39
1	dt	100	ARG	CZ-NH1	-7.18	1.23	1.33
1	3F	23	TRP	NE1-CE2	-7.18	1.28	1.37

Continued on next page...

Continued from previous page...

Mol	Chain	Res	Type	Atoms	Z	Observed(Å)	Ideal(Å)
1	ah	169	TYR	CZ-OH	7.18	1.50	1.37
1	2e	159	GLU	CD-OE2	7.17	1.33	1.25
1	2j	169	TYR	CB-CG	7.17	1.62	1.51
1	1i	145	TYR	CG-CD2	7.17	1.48	1.39
1	1n	102	SER	CA-CB	7.17	1.63	1.52
1	hD	1	PRO	N-CD	7.17	1.57	1.47
1	b5	164	TYR	CE2-CZ	7.17	1.47	1.38
1	eI	149	SER	CA-CB	7.17	1.63	1.52
1	ba	212	GLU	CB-CG	7.17	1.65	1.52
1	7k	89	GLY	CA-C	7.17	1.63	1.51
1	ii	146	SER	CB-OG	7.17	1.51	1.42
1	iQ	40	PHE	CG-CD2	7.17	1.49	1.38
1	74	102	SER	CA-CB	7.17	1.63	1.52
1	90	168	PHE	CG-CD2	7.17	1.49	1.38
1	gH	147	PRO	CA-C	-7.16	1.38	1.52
1	2m	75	GLU	CG-CD	7.16	1.62	1.51
1	6C	117	TRP	NE1-CE2	-7.16	1.28	1.37
1	dt	1	PRO	N-CD	7.16	1.57	1.47
1	cg	75	GLU	CD-OE2	7.16	1.33	1.25
1	1J	212	GLU	CD-OE1	7.16	1.33	1.25
1	hh	212	GLU	CB-CG	7.16	1.65	1.52
1	dX	61	GLY	CA-C	-7.16	1.40	1.51
1	jb	41	SER	CA-CB	7.16	1.63	1.52
1	jk	130	TYR	CG-CD2	7.16	1.48	1.39
1	2X	109	SER	CA-CB	7.16	1.63	1.52
1	3Q	157	PRO	N-CD	-7.16	1.37	1.47
1	bu	168	PHE	CA-CB	7.16	1.69	1.53
1	8m	222	GLY	N-CA	7.15	1.56	1.46
1	jw	127	GLY	CA-C	-7.15	1.40	1.51
1	8P	130	TYR	CE2-CZ	7.15	1.47	1.38
1	a0	41	SER	CA-CB	7.15	1.63	1.52
1	fM	169	TYR	CE2-CZ	7.15	1.47	1.38
1	6J	79	GLU	CG-CD	-7.15	1.41	1.51
1	jB	109	SER	CA-CB	7.14	1.63	1.52
1	19	164	TYR	CZ-OH	7.14	1.50	1.37
1	ku	29	GLU	CD-OE1	7.14	1.33	1.25
1	ar	98	GLU	CB-CG	7.14	1.65	1.52
1	6j	123	PRO	CA-CB	7.14	1.67	1.53
1	aG	145	TYR	CE1-CZ	7.14	1.47	1.38
1	jQ	29	GLU	CB-CG	7.14	1.65	1.52
1	5x	44	SER	CA-CB	7.14	1.63	1.52
1	bt	113	GLU	CG-CD	7.14	1.62	1.51

Continued on next page...

Continued from previous page...

Mol	Chain	Res	Type	Atoms	Z	Observed(Å)	Ideal(Å)
1	gi	130	TYR	CD2-CE2	7.13	1.50	1.39
1	kP	169	TYR	CZ-OH	7.13	1.50	1.37
1	2o	158	LYS	CA-CB	7.13	1.69	1.53
1	8L	145	TYR	CG-CD2	7.13	1.48	1.39
1	bW	94	GLY	N-CA	7.13	1.56	1.46
1	fl	40	PHE	CG-CD2	7.13	1.49	1.38
1	hg	23	TRP	CD2-CE2	7.13	1.50	1.41
1	bj	102	SER	CA-CB	7.13	1.63	1.52
1	aj	76	GLU	CB-CG	7.13	1.65	1.52
1	eH	32	PHE	CG-CD1	7.13	1.49	1.38
1	hT	82	ARG	CZ-NH1	-7.13	1.23	1.33
1	j	80	TRP	CD2-CE2	7.13	1.50	1.41
1	fU	164	TYR	CE1-CZ	7.13	1.47	1.38
1	1U	102	SER	CA-CB	7.12	1.63	1.52
1	ku	29	GLU	CD-OE2	-7.12	1.17	1.25
1	3g	101	GLY	CA-C	-7.12	1.40	1.51
1	ea	164	TYR	CZ-OH	7.12	1.50	1.37
1	2j	164	TYR	CE2-CZ	7.12	1.47	1.38
1	hX	133	TRP	CZ2-CH2	7.12	1.50	1.37
1	7M	149	SER	CA-CB	7.12	1.63	1.52
1	cb	113	GLU	CB-CG	7.12	1.65	1.52
1	u	146	SER	CA-CB	7.12	1.63	1.52
1	7J	130	TYR	CD1-CE1	-7.11	1.28	1.39
1	dB	162	ARG	CZ-NH1	-7.11	1.23	1.33
1	iA	175	GLU	CB-CG	7.11	1.65	1.52
1	7X	156	GLY	CA-C	7.11	1.63	1.51
1	5Y	33	SER	CA-CB	7.11	1.63	1.52
1	ax	109	SER	CA-CB	7.11	1.63	1.52
1	hR	18	ARG	CD-NE	7.11	1.58	1.46
1	jf	23	TRP	CG-CD1	7.11	1.46	1.36
1	2q	82	ARG	CD-NE	7.11	1.58	1.46
1	2F	102	SER	CA-CB	7.11	1.63	1.52
1	3u	225	GLY	N-CA	-7.11	1.35	1.46
1	4S	80	TRP	NE1-CE2	-7.11	1.28	1.37
1	eH	133	TRP	NE1-CE2	-7.11	1.28	1.37
1	3G	33	SER	CB-OG	7.11	1.51	1.42
1	1r	184	TRP	NE1-CE2	-7.11	1.28	1.37
1	dK	206	GLY	CA-C	7.10	1.63	1.51
1	kT	79	GLU	CD-OE2	7.10	1.33	1.25
1	ad	146	SER	CB-OG	-7.10	1.33	1.42
1	fR	32	PHE	CG-CD2	7.10	1.49	1.38
1	hk	178	SER	CA-CB	7.10	1.63	1.52

Continued on next page...

Continued from previous page...

Mol	Chain	Res	Type	Atoms	Z	Observed(Å)	Ideal(Å)
1	g9	40	PHE	CE2-CZ	7.10	1.50	1.37
1	1H	44	SER	CA-CB	7.10	1.63	1.52
1	ho	167	ARG	CZ-NH1	-7.10	1.23	1.33
1	3L	94	GLY	N-CA	7.10	1.56	1.46
1	e1	161	PHE	CB-CG	7.10	1.63	1.51
1	iU	128	GLU	CG-CD	7.10	1.62	1.51
1	9q	76	GLU	CD-OE1	7.10	1.33	1.25
1	hs	145	TYR	CE1-CZ	7.09	1.47	1.38
1	aw	46	GLY	CA-C	-7.09	1.40	1.51
1	aM	168	PHE	CG-CD1	7.09	1.49	1.38
1	ld	40	PHE	CG-CD2	7.09	1.49	1.38
1	6S	130	TYR	CB-CG	7.09	1.62	1.51
1	81	169	TYR	CE2-CZ	7.09	1.47	1.38
1	hv	133	TRP	NE1-CE2	-7.09	1.28	1.37
1	ld	16	SER	CB-OG	7.09	1.51	1.42
1	bI	161	PHE	CG-CD1	7.09	1.49	1.38
1	iT	38	PRO	N-CD	-7.09	1.38	1.47
1	fh	146	SER	CB-OG	7.09	1.51	1.42
1	0	75	GLU	CD-OE1	7.09	1.33	1.25
1	1Y	169	TYR	CB-CG	7.09	1.62	1.51
1	5h	84	HIS	C-N	7.09	1.47	1.34
1	bR	130	TYR	CZ-OH	7.08	1.49	1.37
1	kk	80	TRP	CD2-CE2	-7.08	1.32	1.41
1	lQ	168	PHE	CB-CG	7.08	1.63	1.51
1	9m	164	TYR	CG-CD1	7.08	1.48	1.39
1	9u	127	GLY	N-CA	7.08	1.56	1.46
1	jM	100	ARG	C-N	7.08	1.45	1.33
1	g7	82	ARG	CD-NE	7.08	1.58	1.46
1	i1	29	GLU	CB-CG	7.08	1.65	1.52
1	l9	71	GLU	CD-OE2	7.08	1.33	1.25
1	4m	180	GLU	CD-OE2	7.08	1.33	1.25
1	7T	80	TRP	NE1-CE2	-7.08	1.28	1.37
1	2k	162	ARG	CZ-NH2	-7.08	1.23	1.33
1	cp	178	SER	CA-CB	7.08	1.63	1.52
1	4P	102	SER	CA-CB	7.08	1.63	1.52
1	iW	164	TYR	CG-CD2	7.07	1.48	1.39
1	ak	145	TYR	CE2-CZ	7.07	1.47	1.38
1	2e	44	SER	CA-CB	7.07	1.63	1.52
1	4a	145	TYR	CG-CD2	7.07	1.48	1.39
1	lc	161	PHE	CG-CD2	7.07	1.49	1.38
1	3A	97	ARG	CD-NE	7.07	1.58	1.46
1	4Q	101	GLY	N-CA	7.07	1.56	1.46

Continued on next page...

Continued from previous page...

Mol	Chain	Res	Type	Atoms	Z	Observed(Å)	Ideal(Å)
1	6z	117	TRP	NE1-CE2	-7.07	1.28	1.37
1	9A	101	GLY	N-CA	7.07	1.56	1.46
1	gb	82	ARG	CZ-NH1	-7.07	1.23	1.33
1	3O	162	ARG	CD-NE	7.07	1.58	1.46
1	y	80	TRP	NE1-CE2	-7.07	1.28	1.37
1	db	168	PHE	CG-CD1	7.07	1.49	1.38
1	jo	169	TYR	CE2-CZ	7.06	1.47	1.38
1	kl	173	ARG	CZ-NH1	-7.06	1.23	1.33
1	2H	147	PRO	N-CD	7.06	1.57	1.47
1	6z	100	ARG	CZ-NH1	-7.06	1.23	1.33
1	7m	90	PRO	CA-C	-7.06	1.38	1.52
1	s	102	SER	CA-CB	7.06	1.63	1.52
1	bB	130	TYR	CG-CD1	7.06	1.48	1.39
1	96	132	ARG	CZ-NH2	-7.06	1.23	1.33
1	9i	41	SER	CA-CB	7.06	1.63	1.52
1	iD	120	HIS	CB-CG	7.06	1.62	1.50
1	lF	169	TYR	CE2-CZ	7.06	1.47	1.38
1	1a	149	SER	CB-OG	7.06	1.51	1.42
1	c1	169	TYR	CE2-CZ	7.06	1.47	1.38
1	9s	102	SER	CA-CB	7.06	1.63	1.52
1	e7	45	GLU	CB-CG	7.05	1.65	1.52
1	lg	180	GLU	CD-OE1	7.05	1.33	1.25
1	3g	224	PRO	N-CD	-7.05	1.38	1.47
1	9d	94	GLY	CA-C	-7.05	1.40	1.51
1	aA	101	GLY	N-CA	7.05	1.56	1.46
1	er	128	GLU	CG-CD	7.05	1.62	1.51
1	iP	87	HIS	CA-CB	7.05	1.69	1.53
1	23	130	TYR	CG-CD2	7.05	1.48	1.39
1	ey	161	PHE	CG-CD1	7.05	1.49	1.38
1	94	187	GLU	CB-CG	7.04	1.65	1.52
1	f1	187	GLU	CD-OE1	7.04	1.33	1.25
1	fH	16	SER	CA-CB	7.04	1.63	1.52
1	5	220	GLY	CA-C	-7.04	1.40	1.51
1	2Y	102	SER	CA-CB	7.04	1.63	1.52
1	d6	206	GLY	CA-C	7.04	1.63	1.51
1	eZ	164	TYR	CG-CD1	7.04	1.48	1.39
1	dH	229	ARG	CZ-NH2	-7.04	1.23	1.33
1	fq	75	GLU	CB-CG	7.04	1.65	1.52
1	1D	146	SER	CA-CB	7.04	1.63	1.52
1	jI	44	SER	CA-CB	7.04	1.63	1.52
1	d2	169	TYR	CG-CD2	7.04	1.48	1.39
1	as	82	ARG	CZ-NH2	-7.04	1.24	1.33

Continued on next page...

Continued from previous page...

Mol	Chain	Res	Type	Atoms	Z	Observed(Å)	Ideal(Å)
1	14	178	SER	CA-CB	7.04	1.63	1.52
1	eh	130	TYR	CE1-CZ	7.04	1.47	1.38
1	lf	45	GLU	C-N	7.04	1.45	1.33
1	lH	164	TYR	CG-CD1	7.04	1.48	1.39
1	4W	33	SER	CA-CB	7.04	1.63	1.52
1	7l	109	SER	CA-CB	7.04	1.63	1.52
1	es	75	GLU	CB-CG	7.04	1.65	1.52
1	6T	178	SER	CA-CB	7.03	1.63	1.52
1	9E	145	TYR	CZ-OH	7.03	1.49	1.37
1	c0	75	GLU	CD-OE1	7.03	1.33	1.25
1	c	79	GLU	CD-OE2	7.03	1.33	1.25
1	7v	12	HIS	CB-CG	7.03	1.62	1.50
1	8R	34	PRO	N-CA	7.03	1.59	1.47
1	aW	120	HIS	CB-CG	-7.03	1.37	1.50
1	15	175	GLU	CD-OE2	7.03	1.33	1.25
1	cJ	82	ARG	CD-NE	7.03	1.58	1.46
1	fY	169	TYR	CZ-OH	7.03	1.49	1.37
1	6L	180	GLU	CD-OE1	7.03	1.33	1.25
1	75	184	TRP	NE1-CE2	-7.03	1.28	1.37
1	bP	35	GLU	CD-OE1	-7.03	1.18	1.25
1	cW	159	GLU	CB-CG	7.03	1.65	1.52
1	80	146	SER	CA-CB	7.03	1.63	1.52
1	8g	145	TYR	CB-CG	-7.03	1.41	1.51
1	fj	92	GLU	CD-OE1	-7.03	1.18	1.25
1	2j	146	SER	CB-OG	7.03	1.51	1.42
1	4L	220	GLY	CA-C	-7.03	1.40	1.51
1	dk	41	SER	CA-CB	7.02	1.63	1.52
1	h9	59	VAL	CB-CG2	7.02	1.67	1.52
1	iZ	8	GLY	CA-C	7.02	1.63	1.51
1	9w	168	PHE	CG-CD1	7.02	1.49	1.38
1	fC	178	SER	CA-CB	7.02	1.63	1.52
1	hx	127	GLY	CA-C	-7.02	1.40	1.51
1	lB	23	TRP	NE1-CE2	-7.02	1.28	1.37
1	da	61	GLY	N-CA	7.02	1.56	1.46
1	gf	195	ASN	CA-CB	7.02	1.71	1.53
1	e7	161	PHE	CB-CG	7.02	1.63	1.51
1	hb	133	TRP	CD2-CE2	-7.02	1.32	1.41
1	kr	169	TYR	CB-CG	7.02	1.62	1.51
1	kL	187	GLU	CB-CG	7.02	1.65	1.52
1	4I	23	TRP	CD2-CE2	7.02	1.49	1.41
1	fl	169	TYR	CE1-CZ	7.01	1.47	1.38
1	hA	44	SER	CA-CB	7.01	1.63	1.52

Continued on next page...

Continued from previous page...

Mol	Chain	Res	Type	Atoms	Z	Observed(Å)	Ideal(Å)
1	79	75	GLU	CD-OE1	-7.01	1.18	1.25
1	b4	145	TYR	CG-CD2	7.01	1.48	1.39
1	b9	117	TRP	CZ3-CH2	-7.01	1.28	1.40
1	eL	99	PRO	N-CD	-7.01	1.38	1.47
1	i6	130	TYR	CE1-CZ	7.00	1.47	1.38
1	6A	94	GLY	CA-C	7.00	1.63	1.51
1	bV	113	GLU	CG-CD	-7.00	1.41	1.51
1	3f	16	SER	CA-CB	7.00	1.63	1.52
1	49	106	GLY	CA-C	7.00	1.63	1.51
1	7Z	146	SER	CA-CB	7.00	1.63	1.52
1	bF	130	TYR	CG-CD2	7.00	1.48	1.39
1	78	159	GLU	CB-CG	7.00	1.65	1.52
1	dX	33	SER	CA-CB	7.00	1.63	1.52
1	6L	175	GLU	CD-OE1	7.00	1.33	1.25
1	7X	149	SER	CA-CB	7.00	1.63	1.52
1	ca	169	TYR	CG-CD2	7.00	1.48	1.39
1	H	122	PRO	N-CD	7.00	1.57	1.47
1	jC	71	GLU	CD-OE2	7.00	1.33	1.25
1	a7	92	GLU	CD-OE2	7.00	1.33	1.25
1	bj	132	ARG	CD-NE	7.00	1.58	1.46
1	j	40	PHE	CG-CD2	7.00	1.49	1.38
1	6D	169	TYR	CB-CG	7.00	1.62	1.51
1	38	28	GLU	CG-CD	6.99	1.62	1.51
1	3p	18	ARG	CZ-NH1	-6.99	1.24	1.33
1	7t	164	TYR	CE2-CZ	6.99	1.47	1.38
1	9E	33	SER	CA-CB	6.99	1.63	1.52
1	kg	71	GLU	CB-CG	6.99	1.65	1.52
1	aO	161	PHE	CE1-CZ	6.99	1.50	1.37
1	gk	1	PRO	N-CD	6.99	1.57	1.47
1	ib	75	GLU	CB-CG	6.99	1.65	1.52
1	2l	127	GLY	CA-C	-6.99	1.40	1.51
1	7O	41	SER	CA-CB	6.99	1.63	1.52
1	ac	169	TYR	CB-CG	6.99	1.62	1.51
1	Z	178	SER	CA-CB	6.99	1.63	1.52
1	i0	169	TYR	CE2-CZ	6.99	1.47	1.38
1	5n	184	TRP	CG-CD1	6.99	1.46	1.36
1	aL	149	SER	CA-CB	6.99	1.63	1.52
1	1b	149	SER	CA-CB	6.98	1.63	1.52
1	eK	1	PRO	N-CD	6.98	1.57	1.47
1	7W	169	TYR	CG-CD1	6.98	1.48	1.39
1	8W	169	TYR	CZ-OH	6.98	1.49	1.37
1	dS	29	GLU	CD-OE2	6.98	1.33	1.25

Continued on next page...

Continued from previous page...

Mol	Chain	Res	Type	Atoms	Z	Observed(Å)	Ideal(Å)
1	lq	16	SER	CA-CB	6.98	1.63	1.52
1	fl	168	PHE	CG-CD1	6.98	1.49	1.38
1	4l	62	HIS	CB-CG	6.98	1.62	1.50
1	6O	16	SER	CB-OG	6.98	1.51	1.42
1	h5	149	SER	CA-CB	6.98	1.63	1.52
1	M	41	SER	CA-CB	6.98	1.63	1.52
1	5r	159	GLU	CD-OE2	6.97	1.33	1.25
1	4N	18	ARG	CD-NE	6.97	1.58	1.46
1	81	76	GLU	CD-OE1	6.97	1.33	1.25
1	b8	55	MET	CA-CB	6.97	1.69	1.53
1	hR	16	SER	CA-CB	6.97	1.63	1.52
1	8t	23	TRP	CD2-CE3	6.97	1.50	1.40
1	kK	130	TYR	CB-CG	6.97	1.62	1.51
1	2x	7	GLN	C-N	6.97	1.45	1.33
1	5O	130	TYR	CG-CD2	6.97	1.48	1.39
1	k6	45	GLU	CD-OE2	6.96	1.33	1.25
1	bt	109	SER	CA-CB	6.96	1.63	1.52
1	cT	93	PRO	CA-CB	6.96	1.67	1.53
1	gT	155	GLN	C-N	6.96	1.45	1.33
1	d0	44	SER	CA-CB	6.96	1.63	1.52
1	bR	1	PRO	N-CD	6.96	1.57	1.47
1	m	117	TRP	NE1-CE2	-6.96	1.28	1.37
1	id	169	TYR	CG-CD1	6.96	1.48	1.39
1	ja	123	PRO	N-CD	-6.96	1.38	1.47
1	fn	98	GLU	CD-OE1	6.96	1.33	1.25
1	k7	218	CYS	CB-SG	6.96	1.94	1.82
1	fC	187	GLU	CD-OE1	6.96	1.33	1.25
1	jm	38	PRO	N-CD	-6.96	1.38	1.47
1	1m	100	ARG	C-N	6.95	1.45	1.33
1	dU	164	TYR	CD1-CE1	6.95	1.49	1.39
1	71	149	SER	CA-CB	6.95	1.63	1.52
1	eU	175	GLU	CB-CG	6.95	1.65	1.52
1	gj	212	GLU	CD-OE1	6.95	1.33	1.25
1	iE	92	GLU	CG-CD	6.95	1.62	1.51
1	38	92	GLU	CD-OE2	6.95	1.33	1.25
1	5C	32	PHE	CG-CD2	6.95	1.49	1.38
1	7d	145	TYR	CB-CG	6.95	1.62	1.51
1	bg	125	PRO	N-CD	-6.95	1.38	1.47
1	23	130	TYR	CB-CG	6.95	1.62	1.51
1	ao	79	GLU	CG-CD	-6.95	1.41	1.51
1	gk	109	SER	CB-OG	6.95	1.51	1.42
1	hX	117	TRP	NE1-CE2	-6.95	1.28	1.37

Continued on next page...

Continued from previous page...

Mol	Chain	Res	Type	Atoms	Z	Observed(Å)	Ideal(Å)
1	iW	71	GLU	CG-CD	-6.95	1.41	1.51
1	4N	1	PRO	N-CD	6.94	1.57	1.47
1	64	1	PRO	N-CD	6.94	1.57	1.47
1	dF	164	TYR	CE1-CZ	6.94	1.47	1.38
1	dT	184	TRP	NE1-CE2	-6.94	1.28	1.37
1	hl	79	GLU	CD-OE2	6.94	1.33	1.25
1	im	29	GLU	CB-CG	6.94	1.65	1.52
1	2R	29	GLU	CB-CG	6.94	1.65	1.52
1	8D	34	PRO	CA-CB	6.94	1.67	1.53
1	9j	41	SER	CB-OG	6.94	1.51	1.42
1	b6	117	TRP	NE1-CE2	-6.94	1.28	1.37
1	dx	218	CYS	CB-SG	-6.94	1.70	1.82
1	eV	164	TYR	CG-CD2	6.94	1.48	1.39
1	ar	169	TYR	CG-CD2	6.94	1.48	1.39
1	bu	130	TYR	CB-CG	6.94	1.62	1.51
1	g9	41	SER	CB-OG	6.94	1.51	1.42
1	k7	44	SER	CA-CB	6.94	1.63	1.52
1	kc	130	TYR	CE2-CZ	6.94	1.47	1.38
1	4K	45	GLU	CD-OE1	6.94	1.33	1.25
1	3o	187	GLU	CB-CG	6.93	1.65	1.52
1	9l	149	SER	CA-CB	6.93	1.63	1.52
1	cu	45	GLU	CD-OE2	-6.93	1.18	1.25
1	ii	84	HIS	CB-CG	-6.93	1.37	1.50
1	29	168	PHE	CG-CD1	6.93	1.49	1.38
1	em	231	LEU	CA-CB	6.93	1.69	1.53
1	gk	169	TYR	CG-CD1	6.93	1.48	1.39
1	h9	191	VAL	CB-CG2	6.93	1.67	1.52
1	jr	146	SER	CA-CB	6.93	1.63	1.52
1	2h	169	TYR	CE1-CZ	-6.93	1.29	1.38
1	3F	207	PRO	N-CD	-6.93	1.38	1.47
1	5o	161	PHE	CG-CD2	6.93	1.49	1.38
1	eZ	23	TRP	CD2-CE2	6.93	1.49	1.41
1	jA	130	TYR	CG-CD1	6.93	1.48	1.39
1	2E	44	SER	CA-CB	6.93	1.63	1.52
1	f7	164	TYR	CZ-OH	6.93	1.49	1.37
1	1x	32	PHE	CG-CD2	6.93	1.49	1.38
1	7b	229	ARG	CZ-NH2	-6.92	1.24	1.33
1	1l	132	ARG	CD-NE	6.92	1.58	1.46
1	lj	28	GLU	CD-OE2	6.92	1.33	1.25
1	80	173	ARG	NE-CZ	-6.92	1.24	1.33
1	c4	146	SER	CA-CB	6.92	1.63	1.52
1	jm	45	GLU	CG-CD	6.92	1.62	1.51

Continued on next page...

Continued from previous page...

Mol	Chain	Res	Type	Atoms	Z	Observed(Å)	Ideal(Å)
1	lc	149	SER	CA-CB	6.92	1.63	1.52
1	5W	98	GLU	CD-OE2	6.92	1.33	1.25
1	66	16	SER	CA-CB	6.92	1.63	1.52
1	67	36	VAL	CB-CG1	6.92	1.67	1.52
1	6b	149	SER	CA-CB	6.92	1.63	1.52
1	7q	128	GLU	CG-CD	6.92	1.62	1.51
1	aW	40	PHE	CG-CD1	6.92	1.49	1.38
1	bu	130	TYR	CG-CD1	6.92	1.48	1.39
1	gK	23	TRP	CG-CD1	6.92	1.46	1.36
1	lQ	28	GLU	CB-CG	6.92	1.65	1.52
1	id	178	SER	CA-CB	6.92	1.63	1.52
1	7X	71	GLU	CD-OE1	6.92	1.33	1.25
1	aI	33	SER	CA-CB	6.92	1.63	1.52
1	em	164	TYR	CG-CD1	6.92	1.48	1.39
1	iG	61	GLY	CA-C	6.91	1.62	1.51
1	k5	89	GLY	CA-C	6.91	1.62	1.51
1	lH	123	PRO	N-CD	6.91	1.57	1.47
1	7B	184	TRP	CD2-CE3	6.91	1.50	1.40
1	bp	212	GLU	CD-OE1	6.91	1.33	1.25
1	bU	16	SER	CA-CB	6.91	1.63	1.52
1	c4	102	SER	CA-CB	6.91	1.63	1.52
1	dn	169	TYR	CB-CG	-6.91	1.41	1.51
1	77	128	GLU	CD-OE2	6.91	1.33	1.25
1	bY	45	GLU	CD-OE2	6.91	1.33	1.25
1	ko	198	CYS	CB-SG	6.91	1.94	1.82
1	87	16	SER	CA-CB	6.91	1.63	1.52
1	e6	212	GLU	CD-OE2	6.91	1.33	1.25
1	j8	84	HIS	CB-CG	6.91	1.62	1.50
1	iG	128	GLU	CD-OE2	6.91	1.33	1.25
1	jl	32	PHE	CG-CD2	6.91	1.49	1.38
1	5g	45	GLU	CD-OE2	6.91	1.33	1.25
1	dF	146	SER	CA-CB	6.91	1.63	1.52
1	y	1	PRO	N-CD	6.91	1.57	1.47
1	2G	82	ARG	CZ-NH2	-6.90	1.24	1.33
1	4u	196	PRO	N-CD	-6.90	1.38	1.47
1	4B	155	GLN	CA-CB	6.90	1.69	1.53
1	9A	101	GLY	CA-C	-6.90	1.40	1.51
1	h3	169	TYR	CE1-CZ	6.90	1.47	1.38
1	iW	180	GLU	CB-CG	6.90	1.65	1.52
1	jI	184	TRP	CD2-CE2	6.90	1.49	1.41
1	4R	180	GLU	CB-CG	6.90	1.65	1.52
1	9O	71	GLU	CA-CB	6.90	1.69	1.53

Continued on next page...

Continued from previous page...

Mol	Chain	Res	Type	Atoms	Z	Observed(Å)	Ideal(Å)
1	bl	187	GLU	CD-OE1	6.90	1.33	1.25
1	ke	76	GLU	CD-OE1	6.89	1.33	1.25
1	3c	63	GLN	CA-CB	6.89	1.69	1.53
1	lP	169	TYR	CG-CD2	6.89	1.48	1.39
1	2l	32	PHE	CG-CD2	6.89	1.49	1.38
1	gF	82	ARG	CA-CB	6.89	1.69	1.53
1	5s	130	TYR	CG-CD2	-6.89	1.30	1.39
1	lG	180	GLU	CB-CG	6.89	1.65	1.52
1	2p	1	PRO	N-CD	6.89	1.57	1.47
1	6h	76	GLU	CB-CG	6.89	1.65	1.52
1	f2	127	GLY	CA-C	-6.89	1.40	1.51
1	3m	229	ARG	CD-NE	6.89	1.58	1.46
1	i9	19	THR	CB-OG1	-6.89	1.29	1.43
1	l0	45	GLU	CG-CD	-6.89	1.41	1.51
1	3S	133	TRP	CZ2-CH2	6.89	1.50	1.37
1	af	23	TRP	CE2-CZ2	-6.89	1.28	1.39
1	36	1	PRO	N-CD	6.88	1.57	1.47
1	3Z	109	SER	CA-CB	6.88	1.63	1.52
1	Y	130	TYR	CE2-CZ	6.88	1.47	1.38
1	fM	130	TYR	CG-CD1	6.88	1.48	1.39
1	gH	35	GLU	CB-CG	6.88	1.65	1.52
1	hm	181	VAL	CB-CG2	6.88	1.67	1.52
1	lx	102	SER	CA-CB	6.88	1.63	1.52
1	5B	173	ARG	CD-NE	6.88	1.58	1.46
1	9u	117	TRP	CG-CD1	6.88	1.46	1.36
1	3d	40	PHE	CG-CD2	6.88	1.49	1.38
1	fu	101	GLY	N-CA	6.88	1.56	1.46
1	fF	23	TRP	CE3-CZ3	6.88	1.50	1.38
1	ir	146	SER	CA-CB	6.88	1.63	1.52
1	3Z	145	TYR	CA-CB	6.88	1.69	1.53
1	em	45	GLU	CB-CG	6.88	1.65	1.52
1	ew	149	SER	CA-CB	6.88	1.63	1.52
1	kW	132	ARG	CD-NE	6.88	1.58	1.46
1	i0	101	GLY	CA-C	6.87	1.62	1.51
1	3q	40	PHE	CG-CD2	6.87	1.49	1.38
1	6Y	187	GLU	CB-CG	6.87	1.65	1.52
1	9f	220	GLY	CA-C	-6.87	1.40	1.51
1	aA	168	PHE	CG-CD1	6.87	1.49	1.38
1	fo	23	TRP	CD2-CE3	6.87	1.50	1.40
1	jh	145	TYR	CB-CG	6.87	1.61	1.51
1	kB	169	TYR	CG-CD1	6.87	1.48	1.39
1	d1	149	SER	CA-CB	6.87	1.63	1.52

Continued on next page...

Continued from previous page...

Mol	Chain	Res	Type	Atoms	Z	Observed(Å)	Ideal(Å)
1	ff	223	GLY	CA-C	6.87	1.62	1.51
1	hf	145	TYR	CE1-CZ	6.87	1.47	1.38
1	kC	82	ARG	NE-CZ	6.87	1.42	1.33
1	2	113	GLU	CD-OE2	6.87	1.33	1.25
1	3e	145	TYR	CG-CD2	6.87	1.48	1.39
1	3y	102	SER	CA-CB	6.87	1.63	1.52
1	aD	117	TRP	NE1-CE2	-6.87	1.28	1.37
1	eL	33	SER	CA-CB	6.87	1.63	1.52
1	eP	98	GLU	CD-OE2	6.87	1.33	1.25
1	jc	159	GLU	CG-CD	-6.87	1.41	1.51
1	4b	187	GLU	CG-CD	-6.87	1.41	1.51
1	85	122	PRO	N-CD	-6.87	1.38	1.47
1	9Q	119	THR	N-CA	6.87	1.60	1.46
1	et	169	TYR	CE2-CZ	6.86	1.47	1.38
1	jG	98	GLU	CD-OE1	-6.86	1.18	1.25
1	f0	178	SER	CA-CB	6.86	1.63	1.52
1	1v	28	GLU	CB-CG	6.86	1.65	1.52
1	1G	92	GLU	CG-CD	-6.86	1.41	1.51
1	gM	33	SER	CA-CB	6.86	1.63	1.52
1	kW	117	TRP	NE1-CE2	6.86	1.46	1.37
1	2q	76	GLU	CB-CG	6.86	1.65	1.52
1	7U	41	SER	CA-CB	6.86	1.63	1.52
1	95	168	PHE	CG-CD1	6.86	1.49	1.38
1	f1	109	SER	CA-CB	6.86	1.63	1.52
1	i5	41	SER	CB-OG	6.86	1.51	1.42
1	9r	130	TYR	CE2-CZ	6.86	1.47	1.38
1	an	137	GLY	CA-C	-6.86	1.40	1.51
1	gi	45	GLU	CB-CG	6.85	1.65	1.52
1	gH	41	SER	CA-CB	6.85	1.63	1.52
1	jt	145	TYR	CG-CD1	6.85	1.48	1.39
1	8y	164	TYR	CB-CG	6.85	1.61	1.51
1	a8	32	PHE	CG-CD2	6.85	1.49	1.38
1	d7	146	SER	CA-CB	6.85	1.63	1.52
1	lB	184	TRP	CD2-CE3	-6.85	1.30	1.40
1	2r	45	GLU	CD-OE1	6.85	1.33	1.25
1	2B	26	VAL	CA-CB	-6.85	1.40	1.54
1	3s	149	SER	CA-CB	6.85	1.63	1.52
1	9h	229	ARG	CD-NE	6.85	1.58	1.46
1	dG	167	ARG	CD-NE	6.85	1.58	1.46
1	dQ	169	TYR	CG-CD2	6.85	1.48	1.39
1	e8	90	PRO	N-CD	-6.85	1.38	1.47
1	hW	130	TYR	CE2-CZ	6.85	1.47	1.38

Continued on next page...

Continued from previous page...

Mol	Chain	Res	Type	Atoms	Z	Observed(Å)	Ideal(Å)
1	1S	178	SER	CA-CB	6.85	1.63	1.52
1	2O	220	GLY	CA-C	6.85	1.62	1.51
1	9S	97	ARG	N-CA	-6.85	1.32	1.46
1	cY	71	GLU	CD-OE1	6.85	1.33	1.25
1	1S	122	PRO	N-CD	6.84	1.57	1.47
1	lb	132	ARG	CD-NE	6.84	1.58	1.46
1	aa	28	GLU	CD-OE2	6.84	1.33	1.25
1	4t	149	SER	CA-CB	6.84	1.63	1.52
1	7X	93	PRO	N-CA	6.84	1.58	1.47
1	ag	100	ARG	CZ-NH1	-6.84	1.24	1.33
1	aZ	149	SER	CA-CB	6.84	1.63	1.52
1	iV	23	TRP	NE1-CE2	-6.84	1.28	1.37
1	kh	165	VAL	CB-CG2	6.84	1.67	1.52
1	4G	109	SER	CA-CB	6.84	1.63	1.52
1	7f	206	GLY	N-CA	6.84	1.56	1.46
1	8s	1	PRO	N-CD	6.84	1.57	1.47
1	iG	76	GLU	CD-OE2	6.84	1.33	1.25
1	6h	102	SER	CA-CB	6.84	1.63	1.52
1	fr	127	GLY	CA-C	6.84	1.62	1.51
1	le	102	SER	CA-CB	6.84	1.63	1.52
1	aH	169	TYR	CD2-CE2	6.84	1.49	1.39
1	aT	75	GLU	CA-CB	6.84	1.69	1.53
1	lu	213	GLU	CB-CG	6.84	1.65	1.52
1	1m	161	PHE	CB-CG	6.84	1.62	1.51
1	gY	130	TYR	CG-CD1	6.83	1.48	1.39
1	jA	169	TYR	CG-CD1	6.83	1.48	1.39
1	5P	145	TYR	CE1-CZ	6.83	1.47	1.38
1	fW	89	GLY	C-N	-6.83	1.21	1.34
1	c1	154	ARG	CD-NE	6.83	1.58	1.46
1	eP	164	TYR	CE1-CZ	6.83	1.47	1.38
1	3U	130	TYR	CZ-OH	6.83	1.49	1.37
1	5m	164	TYR	CG-CD1	6.83	1.48	1.39
1	1d	60	GLY	CA-C	-6.83	1.41	1.51
1	fW	33	SER	CB-OG	6.83	1.51	1.42
1	40	156	GLY	CA-C	-6.83	1.41	1.51
1	6I	164	TYR	CE2-CZ	6.83	1.47	1.38
1	kr	169	TYR	CZ-OH	6.83	1.49	1.37
1	6W	167	ARG	CZ-NH2	-6.83	1.24	1.33
1	bn	33	SER	CB-OG	6.83	1.51	1.42
1	jW	109	SER	CB-OG	6.83	1.51	1.42
1	1E	196	PRO	N-CD	-6.83	1.38	1.47
1	hE	44	SER	CA-CB	6.83	1.63	1.52

Continued on next page...

Continued from previous page...

Mol	Chain	Res	Type	Atoms	Z	Observed(Å)	Ideal(Å)
1	cI	145	TYR	CG-CD2	6.83	1.48	1.39
1	gj	175	GLU	CB-CG	6.82	1.65	1.52
1	lw	213	GLU	CD-OE1	-6.82	1.18	1.25
1	2z	82	ARG	CD-NE	6.82	1.58	1.46
1	hj	92	GLU	CG-CD	6.82	1.62	1.51
1	gI	12	HIS	CB-CG	6.82	1.62	1.50
1	j4	178	SER	CA-CB	6.82	1.63	1.52
1	jq	16	SER	CB-OG	6.82	1.51	1.42
1	43	23	TRP	CD2-CE3	-6.82	1.30	1.40
1	54	143	ARG	CZ-NH2	-6.82	1.24	1.33
1	aE	33	SER	CA-CB	6.82	1.63	1.52
1	aN	145	TYR	CE2-CZ	6.82	1.47	1.38
1	d6	117	TRP	CD2-CE2	6.82	1.49	1.41
1	dm	226	HIS	CB-CG	6.82	1.62	1.50
1	37	23	TRP	CD2-CE3	-6.82	1.30	1.40
1	cm	24	VAL	CB-CG2	6.82	1.67	1.52
1	cF	23	TRP	CD2-CE3	-6.82	1.30	1.40
1	2t	164	TYR	CG-CD2	-6.81	1.30	1.39
1	9N	89	GLY	CA-C	-6.81	1.41	1.51
1	d9	44	SER	CA-CB	6.81	1.63	1.52
1	eK	146	SER	CA-CB	6.81	1.63	1.52
1	N	212	GLU	CD-OE2	-6.81	1.18	1.25
1	kn	161	PHE	CG-CD2	6.81	1.49	1.38
1	8n	159	GLU	CG-CD	6.81	1.62	1.51
1	bI	44	SER	CA-CB	6.81	1.63	1.52
1	ff	187	GLU	CB-CG	6.81	1.65	1.52
1	3x	117	TRP	CD2-CE3	-6.81	1.30	1.40
1	7s	23	TRP	CD2-CE2	6.81	1.49	1.41
1	50	164	TYR	CG-CD2	6.81	1.48	1.39
1	9g	223	GLY	N-CA	-6.81	1.35	1.46
1	ji	145	TYR	CB-CG	6.81	1.61	1.51
1	9L	28	GLU	CD-OE1	6.81	1.33	1.25
1	cK	8	GLY	CA-C	-6.80	1.41	1.51
1	lj	213	GLU	CD-OE1	-6.80	1.18	1.25
1	O	75	GLU	CD-OE1	-6.80	1.18	1.25
1	23	145	TYR	CG-CD2	6.80	1.48	1.39
1	4c	76	GLU	CD-OE1	6.80	1.33	1.25
1	8s	169	TYR	CE2-CZ	6.80	1.47	1.38
1	C	176	GLN	CA-CB	6.80	1.69	1.53
1	iT	146	SER	CA-CB	6.80	1.63	1.52
1	4t	164	TYR	CB-CG	6.80	1.61	1.51
1	2S	187	GLU	CD-OE2	6.80	1.33	1.25

Continued on next page...

Continued from previous page...

Mol	Chain	Res	Type	Atoms	Z	Observed(Å)	Ideal(Å)
1	5Q	40	PHE	CE2-CZ	6.80	1.50	1.37
1	6M	35	GLU	CG-CD	6.80	1.62	1.51
1	9P	125	PRO	N-CD	-6.80	1.38	1.47
1	ao	41	SER	CB-OG	6.80	1.51	1.42
1	eR	128	GLU	CD-OE2	6.79	1.33	1.25
1	3S	178	SER	CB-OG	6.79	1.51	1.42
1	8E	71	GLU	CD-OE2	6.79	1.33	1.25
1	kf	169	TYR	CE2-CZ	-6.79	1.29	1.38
1	39	206	GLY	CA-C	-6.79	1.41	1.51
1	3L	146	SER	CA-CB	6.79	1.63	1.52
1	1d	32	PHE	CA-CB	6.79	1.68	1.53
1	o	18	ARG	CZ-NH2	-6.79	1.24	1.33
1	hW	117	TRP	CE3-CZ3	6.79	1.50	1.38
1	54	33	SER	CA-CB	6.79	1.63	1.52
1	7O	198	CYS	CB-SG	-6.79	1.70	1.82
1	bT	145	TYR	CG-CD1	6.79	1.48	1.39
1	2l	164	TYR	CG-CD1	6.79	1.48	1.39
1	fr	35	GLU	CG-CD	-6.79	1.41	1.51
1	2r	143	ARG	CA-CB	6.79	1.68	1.53
1	3L	167	ARG	CZ-NH1	-6.79	1.24	1.33
1	4c	46	GLY	CA-C	-6.79	1.41	1.51
1	bP	222	GLY	CA-C	-6.79	1.41	1.51
1	eQ	161	PHE	CG-CD2	6.79	1.49	1.38
1	j1	145	TYR	CG-CD1	6.78	1.48	1.39
1	jb	145	TYR	CE2-CZ	6.78	1.47	1.38
1	2w	40	PHE	CG-CD1	6.78	1.49	1.38
1	5J	181	VAL	CB-CG1	6.78	1.67	1.52
1	a0	16	SER	CB-OG	6.78	1.51	1.42
1	dT	146	SER	CA-CB	6.78	1.63	1.52
1	ks	184	TRP	NE1-CE2	6.78	1.46	1.37
1	7X	174	ALA	CA-CB	6.78	1.66	1.52
1	dO	40	PHE	CG-CD2	6.78	1.49	1.38
1	1G	94	GLY	CA-C	-6.78	1.41	1.51
1	1P	169	TYR	CB-CG	-6.78	1.41	1.51
1	4V	161	PHE	CG-CD2	6.78	1.49	1.38
1	bO	102	SER	CA-CB	6.78	1.63	1.52
1	5s	168	PHE	CG-CD2	6.78	1.49	1.38
1	7b	84	HIS	CB-CG	6.78	1.62	1.50
1	1T	187	GLU	CD-OE2	6.78	1.33	1.25
1	jF	80	TRP	CD2-CE2	6.78	1.49	1.41
1	8m	16	SER	CB-OG	6.78	1.51	1.42
1	8G	143	ARG	CZ-NH1	-6.78	1.24	1.33

Continued on next page...

Continued from previous page...

Mol	Chain	Res	Type	Atoms	Z	Observed(Å)	Ideal(Å)
1	8Q	222	GLY	CA-C	6.78	1.62	1.51
1	dc	212	GLU	CD-OE1	6.78	1.33	1.25
1	lj	222	GLY	CA-C	6.78	1.62	1.51
1	gL	101	GLY	N-CA	6.78	1.56	1.46
1	iQ	130	TYR	CB-CG	6.78	1.61	1.51
1	3o	169	TYR	CG-CD1	6.78	1.48	1.39
1	9F	145	TYR	CG-CD1	6.78	1.48	1.39
1	gJ	1	PRO	N-CD	6.77	1.57	1.47
1	ja	169	TYR	CG-CD2	6.77	1.48	1.39
1	kQ	85	PRO	N-CD	-6.77	1.38	1.47
1	2O	133	TRP	NE1-CE2	-6.77	1.28	1.37
1	7G	28	GLU	CD-OE2	6.77	1.33	1.25
1	cN	146	SER	C-N	-6.77	1.21	1.34
1	cS	71	GLU	CB-CG	6.77	1.65	1.52
1	fV	128	GLU	CB-CG	6.77	1.65	1.52
1	7W	222	GLY	N-CA	6.77	1.56	1.46
1	cc	16	SER	CA-CB	6.77	1.63	1.52
1	77	178	SER	CA-CB	6.77	1.63	1.52
1	8i	44	SER	CA-CB	6.77	1.63	1.52
1	a9	133	TRP	CG-CD1	6.77	1.46	1.36
1	cN	161	PHE	CG-CD1	6.77	1.49	1.38
1	fB	32	PHE	CG-CD1	6.77	1.49	1.38
1	9o	100	ARG	C-N	6.77	1.45	1.33
1	bT	164	TYR	CE1-CZ	6.77	1.47	1.38
1	iX	187	GLU	CD-OE1	6.76	1.33	1.25
1	3c	154	ARG	CD-NE	6.76	1.57	1.46
1	ag	87	HIS	CG-CD2	6.76	1.47	1.35
1	aU	161	PHE	CE2-CZ	6.76	1.50	1.37
1	bc	223	GLY	N-CA	6.76	1.56	1.46
1	R	79	GLU	CD-OE2	-6.76	1.18	1.25
1	4S	223	GLY	CA-C	6.76	1.62	1.51
1	8G	18	ARG	CZ-NH1	-6.76	1.24	1.33
1	43	130	TYR	CG-CD1	6.76	1.48	1.39
1	9Q	16	SER	CA-CB	6.76	1.63	1.52
1	aX	133	TRP	CZ2-CH2	6.76	1.50	1.37
1	c1	102	SER	CB-OG	6.76	1.51	1.42
1	B	41	SER	CB-OG	6.76	1.51	1.42
1	4v	164	TYR	CB-CG	6.76	1.61	1.51
1	5v	130	TYR	CD2-CE2	6.76	1.49	1.39
1	c5	80	TRP	NE1-CE2	-6.76	1.28	1.37
1	X	92	GLU	CD-OE2	6.76	1.33	1.25
1	gc	102	SER	CA-CB	6.76	1.63	1.52

Continued on next page...

Continued from previous page...

Mol	Chain	Res	Type	Atoms	Z	Observed(Å)	Ideal(Å)
1	gW	32	PHE	CG-CD2	6.76	1.48	1.38
1	hM	44	SER	CA-CB	6.76	1.63	1.52
1	iy	60	GLY	CA-C	-6.76	1.41	1.51
1	jN	149	SER	CB-OG	6.76	1.51	1.42
1	4r	132	ARG	CD-NE	6.76	1.57	1.46
1	4y	44	SER	CA-CB	6.76	1.63	1.52
1	6I	212	GLU	CB-CG	6.76	1.65	1.52
1	eJ	94	GLY	CA-C	-6.76	1.41	1.51
1	bZ	159	GLU	CB-CG	6.75	1.65	1.52
1	1D	180	GLU	CD-OE2	6.75	1.33	1.25
1	3t	145	TYR	CZ-OH	6.75	1.49	1.37
1	7L	145	TYR	CG-CD2	6.75	1.48	1.39
1	e0	178	SER	CA-CB	6.75	1.63	1.52
1	5c	178	SER	CA-CB	6.75	1.63	1.52
1	6e	169	TYR	CE1-CZ	6.75	1.47	1.38
1	8N	33	SER	CA-CB	6.75	1.63	1.52
1	i6	175	GLU	CD-OE1	6.75	1.33	1.25
1	iR	117	TRP	NE1-CE2	-6.75	1.28	1.37
1	ls	102	SER	CA-CB	6.75	1.63	1.52
1	aG	113	GLU	CG-CD	-6.75	1.41	1.51
1	gL	23	TRP	NE1-CE2	6.75	1.46	1.37
1	kn	76	GLU	CB-CG	6.75	1.65	1.52
1	4L	169	TYR	CE1-CZ	6.75	1.47	1.38
1	6T	41	SER	CA-CB	6.75	1.63	1.52
1	dZ	41	SER	CA-CB	6.75	1.63	1.52
1	f7	130	TYR	CD1-CE1	6.75	1.49	1.39
1	iB	145	TYR	CE1-CZ	6.75	1.47	1.38
1	k3	164	TYR	CD2-CE2	6.75	1.49	1.39
1	lE	29	GLU	CD-OE1	6.75	1.33	1.25
1	6x	130	TYR	CG-CD1	6.75	1.48	1.39
1	8l	1	PRO	CA-C	-6.75	1.39	1.52
1	cI	164	TYR	CB-CG	6.75	1.61	1.51
1	gG	187	GLU	CD-OE1	6.75	1.33	1.25
1	jp	169	TYR	CG-CD1	6.75	1.48	1.39
1	4W	218	CYS	CB-SG	-6.75	1.70	1.82
1	ae	178	SER	CA-CB	6.75	1.63	1.52
1	ic	168	PHE	CE2-CZ	6.74	1.50	1.37
1	1Q	29	GLU	CD-OE2	6.74	1.33	1.25
1	1W	131	LYS	CA-CB	6.74	1.68	1.53
1	l8	198	CYS	CB-SG	-6.74	1.70	1.82
1	cP	130	TYR	CZ-OH	6.74	1.49	1.37
1	fF	213	GLU	CB-CG	6.74	1.65	1.52

Continued on next page...

Continued from previous page...

Mol	Chain	Res	Type	Atoms	Z	Observed(Å)	Ideal(Å)
1	ef	184	TRP	CD2-CE2	6.74	1.49	1.41
1	ll	159	GLU	CD-OE2	6.74	1.33	1.25
1	gg	196	PRO	CA-C	6.74	1.66	1.52
1	ak	130	TYR	CG-CD1	6.74	1.48	1.39
1	lc	149	SER	CA-CB	6.74	1.63	1.52
1	ca	206	GLY	CA-C	6.74	1.62	1.51
1	8a	154	ARG	CD-NE	6.74	1.57	1.46
1	gZ	145	TYR	CE2-CZ	6.74	1.47	1.38
1	9L	133	TRP	CG-CD1	6.74	1.46	1.36
1	em	113	GLU	CB-CG	6.74	1.65	1.52
1	hR	212	GLU	CD-OE2	6.73	1.33	1.25
1	j9	33	SER	CA-CB	6.73	1.63	1.52
1	kd	16	SER	CA-CB	6.73	1.63	1.52
1	4M	32	PHE	CE2-CZ	6.73	1.50	1.37
1	8J	222	GLY	N-CA	6.73	1.56	1.46
1	a3	162	ARG	CZ-NH1	-6.73	1.24	1.33
1	bU	159	GLU	CD-OE2	6.73	1.33	1.25
1	e5	164	TYR	CZ-OH	6.73	1.49	1.37
1	jp	117	TRP	NE1-CE2	-6.73	1.28	1.37
1	kD	168	PHE	CB-CG	6.73	1.62	1.51
1	cB	145	TYR	CE1-CZ	6.73	1.47	1.38
1	lJ	130	TYR	CG-CD2	6.73	1.47	1.39
1	7Q	178	SER	CA-CB	6.73	1.63	1.52
1	jW	149	SER	CA-CB	6.73	1.63	1.52
1	i3	169	TYR	CG-CD2	6.72	1.47	1.39
1	iJ	71	GLU	CD-OE2	6.72	1.33	1.25
1	5p	130	TYR	CE2-CZ	6.72	1.47	1.38
1	aD	168	PHE	CG-CD2	6.72	1.48	1.38
1	dI	97	ARG	CD-NE	6.72	1.57	1.46
1	j9	130	TYR	CG-CD1	6.72	1.47	1.39
1	jS	184	TRP	CG-CD1	6.72	1.46	1.36
1	5J	147	PRO	N-CD	-6.72	1.38	1.47
1	83	113	GLU	CB-CG	6.72	1.65	1.52
1	ec	224	PRO	CA-C	6.72	1.66	1.52
1	eM	160	PRO	N-CA	-6.72	1.35	1.47
1	ay	187	GLU	CB-CG	6.72	1.65	1.52
1	5k	35	GLU	CD-OE1	6.72	1.33	1.25
1	5F	145	TYR	CB-CG	-6.72	1.41	1.51
1	77	32	PHE	CG-CD2	6.72	1.48	1.38
1	bz	145	TYR	CG-CD1	6.72	1.47	1.39
1	1N	161	PHE	CG-CD1	6.72	1.48	1.38
1	l4	178	SER	CA-CB	6.72	1.63	1.52

Continued on next page...

Continued from previous page...

Mol	Chain	Res	Type	Atoms	Z	Observed(Å)	Ideal(Å)
1	kX	224	PRO	N-CD	-6.72	1.38	1.47
1	kZ	169	TYR	CG-CD2	6.72	1.47	1.39
1	2s	169	TYR	CG-CD2	6.72	1.47	1.39
1	1R	44	SER	CA-CB	6.71	1.63	1.52
1	6l	113	GLU	CD-OE1	6.71	1.33	1.25
1	7H	187	GLU	CD-OE2	6.71	1.33	1.25
1	aW	184	TRP	CD2-CE2	6.71	1.49	1.41
1	ds	169	TYR	CE1-CZ	6.71	1.47	1.38
1	hR	159	GLU	CD-OE1	6.71	1.33	1.25
1	ii	33	SER	CA-CB	6.71	1.63	1.52
1	9W	137	GLY	N-CA	6.71	1.56	1.46
1	dX	101	GLY	CA-C	-6.71	1.41	1.51
1	l	48	THR	C-N	-6.71	1.21	1.34
1	jh	23	TRP	NE1-CE2	-6.71	1.28	1.37
1	2D	145	TYR	CB-CG	6.71	1.61	1.51
1	dT	1	PRO	N-CA	6.71	1.58	1.47
1	hm	218	CYS	CA-CB	6.71	1.68	1.53
1	je	117	TRP	CD2-CE2	6.71	1.49	1.41
1	kj	125	PRO	N-CD	-6.71	1.38	1.47
1	kZ	187	GLU	CB-CG	6.71	1.64	1.52
1	7r	82	ARG	CZ-NH1	-6.71	1.24	1.33
1	ds	97	ARG	CD-NE	6.71	1.57	1.46
1	K	41	SER	CB-OG	6.71	1.50	1.42
1	22	178	SER	CA-CB	6.70	1.63	1.52
1	7h	35	GLU	CB-CG	6.70	1.64	1.52
1	7k	130	TYR	CG-CD1	6.70	1.47	1.39
1	8Y	180	GLU	CD-OE1	6.70	1.33	1.25
1	eg	133	TRP	NE1-CE2	-6.70	1.28	1.37
1	lp	149	SER	CA-CB	6.70	1.63	1.52
1	3b	168	PHE	CG-CD1	6.70	1.48	1.38
1	3O	178	SER	CA-CB	6.70	1.63	1.52
1	a6	79	GLU	CD-OE1	6.70	1.33	1.25
1	1t	92	GLU	CD-OE1	6.70	1.33	1.25
1	j0	40	PHE	CG-CD2	6.70	1.48	1.38
1	9W	146	SER	CA-CB	6.70	1.63	1.52
1	cH	196	PRO	CA-C	-6.70	1.39	1.52
1	8J	218	CYS	CB-SG	6.70	1.93	1.82
1	e1	164	TYR	CG-CD1	6.70	1.47	1.39
1	dA	154	ARG	CZ-NH1	-6.70	1.24	1.33
1	le	80	TRP	CG-CD2	6.70	1.55	1.43
1	9j	16	SER	CA-CB	6.70	1.62	1.52
1	g4	191	VAL	CA-CB	6.70	1.68	1.54

Continued on next page...

Continued from previous page...

Mol	Chain	Res	Type	Atoms	Z	Observed(Å)	Ideal(Å)
1	1C	100	ARG	NE-CZ	-6.69	1.24	1.33
1	6X	168	PHE	CG-CD1	6.69	1.48	1.38
1	9E	92	GLU	CD-OE2	6.69	1.33	1.25
1	ad	149	SER	CA-CB	6.69	1.62	1.52
1	11	116	GLY	CA-C	-6.69	1.41	1.51
1	b2	40	PHE	CG-CD1	6.69	1.48	1.38
1	18	213	GLU	CD-OE1	6.69	1.33	1.25
1	jb	62	HIS	CB-CG	-6.69	1.38	1.50
1	l8	61	GLY	CA-C	-6.69	1.41	1.51
1	2J	130	TYR	CZ-OH	6.69	1.49	1.37
1	1c	164	TYR	CG-CD2	6.69	1.47	1.39
1	cf	113	GLU	CB-CG	6.69	1.64	1.52
1	B	178	SER	CA-CB	6.69	1.62	1.52
1	3X	1	PRO	N-CD	6.69	1.57	1.47
1	5u	184	TRP	NE1-CE2	6.69	1.46	1.37
1	8i	41	SER	CA-CB	6.69	1.62	1.52
1	aP	92	GLU	CD-OE1	-6.69	1.18	1.25
1	b7	45	GLU	CD-OE1	-6.69	1.18	1.25
1	f1	149	SER	CA-CB	6.69	1.62	1.52
1	hG	92	GLU	CG-CD	-6.68	1.42	1.51
1	6b	146	SER	CA-CB	6.68	1.62	1.52
1	eS	40	PHE	CG-CD2	6.68	1.48	1.38
1	a	99	PRO	N-CD	-6.68	1.38	1.47
1	78	44	SER	CA-CB	6.68	1.62	1.52
1	9b	184	TRP	NE1-CE2	6.68	1.46	1.37
1	cF	94	GLY	N-CA	6.68	1.56	1.46
1	dj	61	GLY	N-CA	-6.68	1.36	1.46
1	e9	169	TYR	CG-CD2	6.68	1.47	1.39
1	3	167	ARG	CD-NE	6.68	1.57	1.46
1	V	26	VAL	CB-CG2	6.68	1.66	1.52
1	64	35	GLU	N-CA	-6.68	1.32	1.46
1	a1	149	SER	CA-CB	6.68	1.62	1.52
1	cM	149	SER	CB-OG	6.68	1.50	1.42
1	P	184	TRP	CD2-CE2	6.68	1.49	1.41
1	lr	126	VAL	C-N	6.68	1.45	1.33
1	6L	169	TYR	CG-CD2	6.68	1.47	1.39
1	ap	102	SER	CA-CB	6.68	1.62	1.52
1	ec	28	GLU	CD-OE2	6.68	1.32	1.25
1	l0	169	TYR	CG-CD2	-6.68	1.30	1.39
1	2S	93	PRO	CA-C	-6.68	1.39	1.52
1	3g	49	PRO	N-CD	-6.68	1.38	1.47
1	H	212	GLU	CD-OE2	6.68	1.32	1.25

Continued on next page...

Continued from previous page...

Mol	Chain	Res	Type	Atoms	Z	Observed(Å)	Ideal(Å)
1	I	38	PRO	N-CA	-6.68	1.35	1.47
1	iL	117	TRP	NE1-CE2	-6.67	1.28	1.37
1	kL	29	GLU	CB-CG	6.67	1.64	1.52
1	34	212	GLU	CD-OE2	6.67	1.32	1.25
1	3Q	130	TYR	CE1-CZ	6.67	1.47	1.38
1	71	92	GLU	CG-CD	6.67	1.61	1.51
1	c0	168	PHE	CG-CD2	6.67	1.48	1.38
1	g3	99	PRO	N-CD	-6.67	1.38	1.47
1	he	127	GLY	N-CA	6.67	1.56	1.46
1	2P	206	GLY	N-CA	6.67	1.56	1.46
1	4r	80	TRP	CD1-NE1	-6.67	1.26	1.38
1	cO	222	GLY	N-CA	6.67	1.56	1.46
1	jR	130	TYR	CB-CG	6.67	1.61	1.51
1	k3	80	TRP	CG-CD1	6.67	1.46	1.36
1	7C	23	TRP	NE1-CE2	-6.67	1.28	1.37
1	bA	161	PHE	CB-CG	-6.67	1.40	1.51
1	t	125	PRO	N-CD	6.67	1.57	1.47
1	2U	29	GLU	CB-CG	6.67	1.64	1.52
1	9H	178	SER	CB-OG	6.67	1.50	1.42
1	kX	71	GLU	CD-OE2	6.67	1.32	1.25
1	4o	212	GLU	CB-CG	6.67	1.64	1.52
1	9M	222	GLY	C-N	6.67	1.45	1.33
1	9S	168	PHE	CG-CD2	6.67	1.48	1.38
1	3e	184	TRP	NE1-CE2	-6.67	1.28	1.37
1	jY	16	SER	CA-CB	6.66	1.62	1.52
1	6N	130	TYR	CG-CD1	6.66	1.47	1.39
1	8y	109	SER	CA-CB	6.66	1.62	1.52
1	cf	169	TYR	CE2-CZ	6.66	1.47	1.38
1	g3	169	TYR	CD2-CE2	6.66	1.49	1.39
1	jA	92	GLU	CD-OE1	-6.66	1.18	1.25
1	ds	224	PRO	N-CD	-6.66	1.38	1.47
1	gq	29	GLU	CG-CD	-6.66	1.42	1.51
1	hK	154	ARG	CD-NE	6.66	1.57	1.46
1	ic	41	SER	CA-CB	6.66	1.62	1.52
1	kd	154	ARG	CZ-NH2	-6.66	1.24	1.33
1	3V	1	PRO	N-CD	6.66	1.57	1.47
1	9D	18	ARG	CZ-NH1	-6.66	1.24	1.33
1	cL	33	SER	CA-CB	6.66	1.62	1.52
1	6C	130	TYR	CB-CG	6.66	1.61	1.51
1	j7	102	SER	CA-CB	6.66	1.62	1.52
1	22	1	PRO	N-CD	6.66	1.57	1.47
1	4R	146	SER	CB-OG	6.66	1.50	1.42

Continued on next page...

Continued from previous page...

Mol	Chain	Res	Type	Atoms	Z	Observed(Å)	Ideal(Å)
1	7S	162	ARG	CZ-NH2	-6.66	1.24	1.33
1	c0	127	GLY	N-CA	6.66	1.56	1.46
1	g7	18	ARG	CZ-NH2	-6.66	1.24	1.33
1	1I	178	SER	CA-CB	6.66	1.62	1.52
1	hJ	82	ARG	CD-NE	6.66	1.57	1.46
1	iO	18	ARG	CD-NE	6.66	1.57	1.46
1	ke	98	GLU	CD-OE1	6.66	1.32	1.25
1	4Y	198	CYS	CB-SG	6.66	1.93	1.82
1	83	102	SER	CA-CB	6.66	1.62	1.52
1	aq	35	GLU	CB-CG	6.66	1.64	1.52
1	bp	213	GLU	CB-CG	6.66	1.64	1.52
1	jX	164	TYR	CE1-CZ	6.65	1.47	1.38
1	cB	164	TYR	CE2-CZ	6.65	1.47	1.38
1	fd	102	SER	CA-CB	6.65	1.62	1.52
1	je	22	ALA	CA-CB	6.65	1.66	1.52
1	2m	41	SER	CA-CB	6.65	1.62	1.52
1	bz	223	GLY	CA-C	6.65	1.62	1.51
1	bM	130	TYR	CG-CD1	6.65	1.47	1.39
1	hL	80	TRP	NE1-CE2	-6.65	1.28	1.37
1	8w	16	SER	CA-CB	6.65	1.62	1.52
1	b2	101	GLY	CA-C	-6.65	1.41	1.51
1	5V	89	GLY	CA-C	6.65	1.62	1.51
1	aH	1	PRO	N-CD	6.65	1.57	1.47
1	r	146	SER	CA-CB	6.65	1.62	1.52
1	gQ	145	TYR	CG-CD2	6.64	1.47	1.39
1	h4	175	GLU	CB-CG	6.64	1.64	1.52
1	hw	89	GLY	N-CA	6.64	1.56	1.46
1	kS	40	PHE	CG-CD1	6.64	1.48	1.38
1	lc	44	SER	CA-CB	6.64	1.62	1.52
1	5V	102	SER	CB-OG	6.64	1.50	1.42
1	7A	146	SER	CA-CB	6.64	1.62	1.52
1	9D	44	SER	CA-CB	6.64	1.62	1.52
1	jb	117	TRP	NE1-CE2	-6.64	1.28	1.37
1	3m	184	TRP	NE1-CE2	-6.64	1.28	1.37
1	5L	132	ARG	CZ-NH2	-6.64	1.24	1.33
1	i1	146	SER	CA-CB	6.64	1.62	1.52
1	i2	38	PRO	N-CD	-6.64	1.38	1.47
1	lx	218	CYS	CA-CB	6.64	1.68	1.53
1	3n	149	SER	CB-OG	6.64	1.50	1.42
1	eE	130	TYR	CG-CD1	6.64	1.47	1.39
1	gI	145	TYR	CE2-CZ	6.64	1.47	1.38
1	br	115	ILE	C-N	6.64	1.45	1.33

Continued on next page...

Continued from previous page...

Mol	Chain	Res	Type	Atoms	Z	Observed(Å)	Ideal(Å)
1	1d	32	PHE	CG-CD1	6.64	1.48	1.38
1	fZ	102	SER	CB-OG	6.64	1.50	1.42
1	1K	174	ALA	CA-CB	6.64	1.66	1.52
1	jh	196	PRO	N-CD	-6.64	1.38	1.47
1	6u	33	SER	CA-CB	6.64	1.62	1.52
1	9b	16	SER	CB-OG	6.64	1.50	1.42
1	cr	149	SER	CA-CB	6.64	1.62	1.52
1	Q	33	SER	CA-CB	6.64	1.62	1.52
1	gE	164	TYR	CE1-CZ	6.63	1.47	1.38
1	4D	87	HIS	CB-CG	6.63	1.61	1.50
1	ce	145	TYR	CE1-CZ	6.63	1.47	1.38
1	gC	157	PRO	N-CD	-6.63	1.38	1.47
1	1P	47	ALA	CA-CB	6.63	1.66	1.52
1	cn	184	TRP	CZ2-CH2	6.63	1.50	1.37
1	jx	145	TYR	CZ-OH	6.63	1.49	1.37
1	jz	29	GLU	CD-OE1	6.63	1.32	1.25
1	lN	63	GLN	CA-CB	6.63	1.68	1.53
1	3B	167	ARG	CZ-NH1	-6.63	1.24	1.33
1	6A	45	GLU	C-N	6.63	1.45	1.33
1	7P	164	TYR	CG-CD1	6.63	1.47	1.39
1	8l	113	GLU	CD-OE1	6.63	1.32	1.25
1	aP	130	TYR	CG-CD2	6.63	1.47	1.39
1	bO	99	PRO	N-CA	-6.63	1.35	1.47
1	gi	130	TYR	CZ-OH	6.63	1.49	1.37
1	4G	80	TRP	CD2-CE3	-6.63	1.30	1.40
1	bB	159	GLU	CG-CD	6.63	1.61	1.51
1	cS	145	TYR	CE2-CZ	6.63	1.47	1.38
1	ew	133	TRP	CD2-CE3	-6.63	1.30	1.40
1	js	44	SER	CA-CB	6.63	1.62	1.52
1	lh	156	GLY	N-CA	6.62	1.55	1.46
1	cl	130	TYR	CB-CG	6.62	1.61	1.51
1	hf	1	PRO	N-CD	6.62	1.57	1.47
1	jQ	149	SER	CA-CB	6.62	1.62	1.52
1	lI	98	GLU	CB-CG	6.62	1.64	1.52
1	3A	133	TRP	CG-CD1	6.62	1.46	1.36
1	Y	169	TYR	CE2-CZ	6.62	1.47	1.38
1	dk	149	SER	CA-CB	6.62	1.62	1.52
1	e3	164	TYR	CE2-CZ	6.62	1.47	1.38
1	em	89	GLY	C-O	6.62	1.34	1.23
1	l	130	TYR	CG-CD1	6.62	1.47	1.39
1	aP	146	SER	CA-CB	6.62	1.62	1.52
1	ln	130	TYR	CG-CD1	6.62	1.47	1.39

Continued on next page...

Continued from previous page...

Mol	Chain	Res	Type	Atoms	Z	Observed(Å)	Ideal(Å)
1	eC	100	ARG	CZ-NH2	-6.62	1.24	1.33
1	k1	109	SER	CA-CB	6.62	1.62	1.52
1	5X	143	ARG	CZ-NH1	-6.62	1.24	1.33
1	cb	161	PHE	CA-CB	6.62	1.68	1.53
1	eS	98	GLU	CD-OE2	6.62	1.32	1.25
1	k2	149	SER	CB-OG	6.61	1.50	1.42
1	l0	28	GLU	CG-CD	6.61	1.61	1.51
1	lK	178	SER	CA-CB	6.61	1.62	1.52
1	4f	145	TYR	CE1-CZ	6.61	1.47	1.38
1	5t	173	ARG	N-CA	6.61	1.59	1.46
1	aL	97	ARG	CZ-NH2	-6.61	1.24	1.33
1	15	130	TYR	CG-CD2	6.61	1.47	1.39
1	5E	164	TYR	CG-CD2	6.61	1.47	1.39
1	hR	178	SER	CA-CB	6.61	1.62	1.52
1	j6	80	TRP	CE2-CZ2	-6.61	1.28	1.39
1	2u	100	ARG	CD-NE	6.61	1.57	1.46
1	6z	143	ARG	CZ-NH1	-6.61	1.24	1.33
1	ar	154	ARG	CZ-NH2	-6.61	1.24	1.33
1	dx	109	SER	CA-CB	6.61	1.62	1.52
1	gp	149	SER	CA-CB	6.61	1.62	1.52
1	im	23	TRP	CD2-CE2	6.61	1.49	1.41
1	l9	117	TRP	NE1-CE2	-6.61	1.28	1.37
1	3b	8	GLY	CA-C	-6.61	1.41	1.51
1	8k	178	SER	CA-CB	6.61	1.62	1.52
1	c7	35	GLU	CD-OE2	6.61	1.32	1.25
1	c7	130	TYR	CG-CD1	6.61	1.47	1.39
1	cP	80	TRP	NE1-CE2	6.61	1.46	1.37
1	d3	100	ARG	CD-NE	6.61	1.57	1.46
1	eM	80	TRP	CG-CD1	6.61	1.46	1.36
1	f4	181	VAL	CB-CG2	6.61	1.66	1.52
1	hf	90	PRO	CA-CB	6.61	1.66	1.53
1	hv	161	PHE	CA-CB	6.61	1.68	1.53
1	iH	105	ALA	CA-CB	6.61	1.66	1.52
1	d4	16	SER	CA-CB	6.61	1.62	1.52
1	gg	149	SER	CB-OG	6.60	1.50	1.42
1	5W	161	PHE	CG-CD1	6.60	1.48	1.38
1	9Q	178	SER	CA-CB	6.60	1.62	1.52
1	P	59	VAL	CB-CG1	6.60	1.66	1.52
1	3h	76	GLU	CB-CG	6.60	1.64	1.52
1	7N	130	TYR	CE1-CZ	6.60	1.47	1.38
1	8e	207	PRO	N-CD	-6.60	1.38	1.47
1	gv	117	TRP	CE3-CZ3	6.60	1.49	1.38

Continued on next page...

Continued from previous page...

Mol	Chain	Res	Type	Atoms	Z	Observed(Å)	Ideal(Å)
1	gS	198	CYS	CB-SG	6.60	1.93	1.82
1	lK	41	SER	CA-CB	6.60	1.62	1.52
1	5m	222	GLY	CA-C	6.60	1.62	1.51
1	dF	187	GLU	CB-CG	6.60	1.64	1.52
1	gp	23	TRP	CD2-CE2	6.60	1.49	1.41
1	hF	169	TYR	CG-CD1	6.60	1.47	1.39
1	j4	145	TYR	CG-CD2	6.60	1.47	1.39
1	2C	79	GLU	CG-CD	6.60	1.61	1.51
1	7T	71	GLU	CD-OE1	-6.60	1.18	1.25
1	2f	130	TYR	CG-CD1	6.59	1.47	1.39
1	4J	122	PRO	N-CD	-6.59	1.38	1.47
1	9d	1	PRO	N-CD	6.59	1.57	1.47
1	d9	198	CYS	CB-SG	-6.59	1.71	1.82
1	kv	126	VAL	CB-CG2	6.59	1.66	1.52
1	2A	123	PRO	N-CD	-6.59	1.38	1.47
1	5e	40	PHE	CG-CD1	6.59	1.48	1.38
1	7b	51	ASP	N-CA	6.59	1.59	1.46
1	bb	49	PRO	N-CD	-6.59	1.38	1.47
1	cC	32	PHE	CB-CG	-6.59	1.40	1.51
1	cG	1	PRO	N-CA	6.59	1.58	1.47
1	ey	169	TYR	CG-CD1	6.59	1.47	1.39
1	29	160	PRO	CA-CB	-6.59	1.40	1.53
1	68	164	TYR	CG-CD2	6.59	1.47	1.39
1	6r	164	TYR	CD2-CE2	6.59	1.49	1.39
1	bW	169	TYR	CG-CD2	6.59	1.47	1.39
1	2c	102	SER	CA-CB	6.59	1.62	1.52
1	q	76	GLU	CB-CG	6.59	1.64	1.52
1	E	161	PHE	CB-CG	6.59	1.62	1.51
1	ai	105	ALA	CA-CB	6.59	1.66	1.52
1	c6	164	TYR	CE2-CZ	6.58	1.47	1.38
1	gW	212	GLU	CD-OE1	6.58	1.32	1.25
1	hR	169	TYR	CA-CB	6.58	1.68	1.53
1	6K	161	PHE	CE2-CZ	6.58	1.49	1.37
1	10	184	TRP	CD2-CE2	6.58	1.49	1.41
1	al	80	TRP	CE3-CZ3	6.58	1.49	1.38
1	bS	113	GLU	CD-OE1	6.58	1.32	1.25
1	z	40	PHE	CG-CD1	6.58	1.48	1.38
1	gp	60	GLY	CA-C	-6.58	1.41	1.51
1	ij	229	ARG	CZ-NH1	-6.58	1.24	1.33
1	4P	169	TYR	CG-CD2	6.58	1.47	1.39
1	9a	32	PHE	CG-CD1	6.58	1.48	1.38
1	h5	117	TRP	CD2-CE3	6.58	1.50	1.40

Continued on next page...

Continued from previous page...

Mol	Chain	Res	Type	Atoms	Z	Observed(Å)	Ideal(Å)
1	hp	145	TYR	CG-CD1	6.58	1.47	1.39
1	lN	187	GLU	CD-OE1	-6.58	1.18	1.25
1	eg	92	GLU	CB-CG	6.58	1.64	1.52
1	ez	169	TYR	CE1-CZ	6.58	1.47	1.38
1	l	168	PHE	CB-CG	6.58	1.62	1.51
1	i0	187	GLU	CD-OE1	-6.58	1.18	1.25
1	jQ	175	GLU	CB-CG	6.58	1.64	1.52
1	9o	98	GLU	CD-OE2	6.58	1.32	1.25
1	f4	226	HIS	CB-CG	6.58	1.61	1.50
1	4u	130	TYR	CG-CD2	6.58	1.47	1.39
1	9B	117	TRP	NE1-CE2	-6.58	1.29	1.37
1	en	164	TYR	CE2-CZ	6.58	1.47	1.38
1	cY	161	PHE	CB-CG	6.57	1.62	1.51
1	6w	16	SER	CA-CB	6.57	1.62	1.52
1	6Y	117	TRP	NE1-CE2	-6.57	1.29	1.37
1	iF	117	TRP	CD1-NE1	6.57	1.49	1.38
1	6t	154	ARG	CZ-NH2	6.57	1.41	1.33
1	bo	164	TYR	CZ-OH	6.57	1.49	1.37
1	d6	167	ARG	CD-NE	6.57	1.57	1.46
1	hJ	127	GLY	CA-C	-6.57	1.41	1.51
1	ik	76	GLU	CD-OE2	6.57	1.32	1.25
1	4F	109	SER	CB-OG	6.57	1.50	1.42
1	iM	76	GLU	CG-CD	6.57	1.61	1.51
1	jM	23	TRP	CG-CD1	6.57	1.46	1.36
1	cD	146	SER	CB-OG	6.57	1.50	1.42
1	cR	92	GLU	CG-CD	-6.57	1.42	1.51
1	eK	41	SER	CA-CB	6.57	1.62	1.52
1	20	133	TRP	N-CA	-6.57	1.33	1.46
1	kD	36	VAL	CB-CG2	6.57	1.66	1.52
1	kT	132	ARG	CZ-NH1	-6.57	1.24	1.33
1	54	169	TYR	CG-CD2	6.57	1.47	1.39
1	5q	80	TRP	CD2-CE2	6.57	1.49	1.41
1	7W	212	GLU	CG-CD	-6.57	1.42	1.51
1	aY	178	SER	CA-CB	6.57	1.62	1.52
1	c1	123	PRO	CA-CB	6.57	1.66	1.53
1	ew	145	TYR	CG-CD1	6.57	1.47	1.39
1	S	145	TYR	CG-CD1	6.56	1.47	1.39
1	26	168	PHE	CG-CD2	6.56	1.48	1.38
1	11	130	TYR	CG-CD2	6.56	1.47	1.39
1	ee	161	PHE	CG-CD2	6.56	1.48	1.38
1	l	208	ALA	CA-CB	6.56	1.66	1.52
1	l0	162	ARG	CZ-NH1	-6.56	1.24	1.33

Continued on next page...

Continued from previous page...

Mol	Chain	Res	Type	Atoms	Z	Observed(Å)	Ideal(Å)
1	3C	187	GLU	CG-CD	-6.56	1.42	1.51
1	4K	178	SER	CA-CB	6.56	1.62	1.52
1	9	33	SER	CA-CB	6.56	1.62	1.52
1	hh	167	ARG	CD-NE	6.56	1.57	1.46
1	hV	157	PRO	N-CD	6.56	1.57	1.47
1	hW	178	SER	CA-CB	6.56	1.62	1.52
1	3p	40	PHE	CG-CD1	6.56	1.48	1.38
1	5A	143	ARG	CZ-NH2	-6.56	1.24	1.33
1	9Q	132	ARG	CD-NE	6.56	1.57	1.46
1	eN	169	TYR	CG-CD1	6.56	1.47	1.39
1	2	208	ALA	CA-CB	6.56	1.66	1.52
1	cM	23	TRP	NE1-CE2	-6.56	1.29	1.37
1	2Q	82	ARG	CZ-NH1	-6.55	1.24	1.33
1	2Y	169	TYR	CG-CD2	6.55	1.47	1.39
1	36	122	PRO	N-CD	-6.55	1.38	1.47
1	3Q	164	TYR	CE1-CZ	6.55	1.47	1.38
1	78	180	GLU	CD-OE1	6.55	1.32	1.25
1	a5	161	PHE	CG-CD2	6.55	1.48	1.38
1	f6	109	SER	CB-OG	6.55	1.50	1.42
1	3n	145	TYR	CD2-CE2	6.55	1.49	1.39
1	ce	222	GLY	N-CA	6.55	1.55	1.46
1	ji	123	PRO	N-CD	-6.55	1.38	1.47
1	64	28	GLU	CB-CG	6.55	1.64	1.52
1	7l	130	TYR	CB-CG	6.55	1.61	1.51
1	Y	145	TYR	CG-CD2	6.55	1.47	1.39
1	cf	229	ARG	CZ-NH1	-6.55	1.24	1.33
1	20	164	TYR	CG-CD2	6.55	1.47	1.39
1	kn	128	GLU	CD-OE1	-6.55	1.18	1.25
1	31	184	TRP	CG-CD1	6.55	1.46	1.36
1	5s	133	TRP	CD2-CE2	6.55	1.49	1.41
1	6L	159	GLU	CD-OE2	6.55	1.32	1.25
1	90	184	TRP	CD2-CE3	6.55	1.50	1.40
1	b3	29	GLU	CG-CD	6.55	1.61	1.51
1	hh	18	ARG	CD-NE	6.55	1.57	1.46
1	k3	224	PRO	CA-CB	6.55	1.66	1.53
1	kA	167	ARG	CD-NE	6.55	1.57	1.46
1	2e	168	PHE	CG-CD2	6.55	1.48	1.38
1	6s	168	PHE	CG-CD1	6.55	1.48	1.38
1	bK	164	TYR	CE2-CZ	6.55	1.47	1.38
1	jn	159	GLU	CG-CD	6.55	1.61	1.51
1	3s	161	PHE	CG-CD1	6.55	1.48	1.38
1	6r	32	PHE	CG-CD1	6.55	1.48	1.38

Continued on next page...

Continued from previous page...

Mol	Chain	Res	Type	Atoms	Z	Observed(Å)	Ideal(Å)
1	8z	82	ARG	CD-NE	6.55	1.57	1.46
1	b4	161	PHE	CG-CD2	6.55	1.48	1.38
1	bx	71	GLU	CD-OE2	6.55	1.32	1.25
1	cJ	45	GLU	CD-OE2	6.55	1.32	1.25
1	dg	130	TYR	CG-CD1	6.55	1.47	1.39
1	5	109	SER	CA-CB	6.55	1.62	1.52
1	5l	198	CYS	CB-SG	-6.54	1.71	1.82
1	5D	16	SER	CB-OG	6.54	1.50	1.42
1	f5	82	ARG	CZ-NH1	-6.54	1.24	1.33
1	hO	130	TYR	CE2-CZ	6.54	1.47	1.38
1	i4	32	PHE	CG-CD2	6.54	1.48	1.38
1	iY	169	TYR	CZ-OH	6.54	1.49	1.37
1	4D	76	GLU	CB-CG	6.54	1.64	1.52
1	bn	130	TYR	CD2-CE2	6.54	1.49	1.39
1	em	71	GLU	CD-OE1	6.54	1.32	1.25
1	1	212	GLU	CD-OE2	6.54	1.32	1.25
1	n	167	ARG	CD-NE	6.54	1.57	1.46
1	gJ	102	SER	CA-CB	6.54	1.62	1.52
1	kW	49	PRO	N-CD	-6.54	1.38	1.47
1	2I	132	ARG	CD-NE	6.54	1.57	1.46
1	9D	109	SER	CA-CB	6.54	1.62	1.52
1	1t	225	GLY	N-CA	-6.54	1.36	1.46
1	gW	154	ARG	CD-NE	6.54	1.57	1.46
1	1H	29	GLU	CD-OE2	6.54	1.32	1.25
1	hq	16	SER	CA-CB	6.54	1.62	1.52
1	j1	145	TYR	CB-CG	6.54	1.61	1.51
1	kU	130	TYR	CD2-CE2	6.54	1.49	1.39
1	3b	1	PRO	N-CD	6.54	1.57	1.47
1	lE	169	TYR	CD2-CE2	6.54	1.49	1.39
1	6j	16	SER	CA-CB	6.54	1.62	1.52
1	8Z	102	SER	CA-CB	6.54	1.62	1.52
1	eE	130	TYR	CG-CD2	6.54	1.47	1.39
1	fu	158	LYS	CD-CE	6.54	1.67	1.51
1	ad	99	PRO	CA-CB	6.53	1.66	1.53
1	18	154	ARG	NE-CZ	6.53	1.41	1.33
1	gP	196	PRO	N-CD	-6.53	1.38	1.47
1	kC	146	SER	CA-CB	6.53	1.62	1.52
1	7N	133	TRP	CG-CD1	6.53	1.45	1.36
1	gT	178	SER	CA-CB	6.53	1.62	1.52
1	fx	113	GLU	CD-OE1	6.53	1.32	1.25
1	7u	40	PHE	CG-CD2	6.53	1.48	1.38
1	ji	102	SER	CA-CB	6.53	1.62	1.52

Continued on next page...

Continued from previous page...

Mol	Chain	Res	Type	Atoms	Z	Observed(Å)	Ideal(Å)
1	kH	41	SER	CA-CB	6.53	1.62	1.52
1	3D	76	GLU	CD-OE2	6.53	1.32	1.25
1	b7	169	TYR	CE1-CZ	6.53	1.47	1.38
1	jC	71	GLU	CG-CD	-6.53	1.42	1.51
1	lc	130	TYR	CB-CG	6.53	1.61	1.51
1	3Z	33	SER	CA-CB	6.53	1.62	1.52
1	5v	145	TYR	CD1-CE1	6.52	1.49	1.39
1	68	159	GLU	CD-OE2	6.52	1.32	1.25
1	84	109	SER	CB-OG	6.52	1.50	1.42
1	lg	32	PHE	CG-CD2	6.52	1.48	1.38
1	5Z	75	GLU	CG-CD	6.52	1.61	1.51
1	7l	146	SER	CA-CB	6.52	1.62	1.52
1	8y	75	GLU	CB-CG	6.52	1.64	1.52
1	fl	159	GLU	CA-CB	6.52	1.68	1.53
1	fG	29	GLU	CG-CD	6.52	1.61	1.51
1	go	164	TYR	CE2-CZ	6.52	1.47	1.38
1	kZ	168	PHE	CB-CG	6.52	1.62	1.51
1	2d	225	GLY	CA-C	-6.52	1.41	1.51
1	4Y	79	GLU	CG-CD	6.52	1.61	1.51
1	aX	128	GLU	CD-OE2	-6.52	1.18	1.25
1	bi	205	LEU	C-N	6.52	1.44	1.33
1	ct	79	GLU	CA-CB	6.52	1.68	1.53
1	iv	40	PHE	CG-CD2	6.52	1.48	1.38
1	2h	169	TYR	CG-CD1	6.52	1.47	1.39
1	3x	164	TYR	CZ-OH	6.52	1.49	1.37
1	eE	184	TRP	CD1-NE1	-6.52	1.26	1.38
1	1A	212	GLU	CB-CG	6.52	1.64	1.52
1	35	99	PRO	N-CD	-6.52	1.38	1.47
1	43	18	ARG	CD-NE	6.52	1.57	1.46
1	8d	1	PRO	N-CA	6.52	1.58	1.47
1	cK	1	PRO	N-CA	6.52	1.58	1.47
1	fl	105	ALA	CA-CB	6.52	1.66	1.52
1	gy	1	PRO	N-CD	6.51	1.56	1.47
1	ig	212	GLU	CD-OE2	6.51	1.32	1.25
1	kc	137	GLY	CA-C	6.51	1.62	1.51
1	53	98	GLU	C-N	-6.51	1.21	1.34
1	gS	44	SER	CA-CB	6.51	1.62	1.52
1	kv	164	TYR	CZ-OH	6.51	1.49	1.37
1	3Y	149	SER	CA-CB	6.51	1.62	1.52
1	5O	149	SER	CB-OG	6.51	1.50	1.42
1	6k	187	GLU	CB-CG	6.51	1.64	1.52
1	bp	101	GLY	N-CA	6.51	1.55	1.46

Continued on next page...

Continued from previous page...

Mol	Chain	Res	Type	Atoms	Z	Observed(Å)	Ideal(Å)
1	ho	106	GLY	CA-C	-6.51	1.41	1.51
1	12	187	GLU	CB-CG	6.51	1.64	1.52
1	ev	37	ILE	C-N	6.51	1.46	1.34
1	jD	212	GLU	CG-CD	6.51	1.61	1.51
1	6e	168	PHE	CG-CD2	6.51	1.48	1.38
1	9q	115	ILE	C-N	6.51	1.44	1.33
1	hn	35	GLU	CG-CD	6.51	1.61	1.51
1	kW	45	GLU	CD-OE1	-6.51	1.18	1.25
1	ls	175	GLU	CD-OE1	6.51	1.32	1.25
1	4w	143	ARG	CD-NE	6.51	1.57	1.46
1	5G	27	VAL	CB-CG1	6.51	1.66	1.52
1	i1	184	TRP	NE1-CE2	-6.50	1.29	1.37
1	3i	33	SER	CA-CB	6.50	1.62	1.52
1	jW	130	TYR	CG-CD1	6.50	1.47	1.39
1	kx	16	SER	CA-CB	6.50	1.62	1.52
1	l9	168	PHE	CG-CD1	6.50	1.48	1.38
1	4N	207	PRO	CA-CB	6.50	1.66	1.53
1	9b	88	ALA	C-N	6.50	1.44	1.33
1	hD	164	TYR	CE2-CZ	6.50	1.47	1.38
1	in	169	TYR	CG-CD2	6.50	1.47	1.39
1	kd	169	TYR	CZ-OH	6.50	1.49	1.37
1	4L	99	PRO	N-CD	-6.50	1.38	1.47
1	3H	16	SER	CA-CB	6.50	1.62	1.52
1	5N	212	GLU	CD-OE1	6.50	1.32	1.25
1	af	109	SER	CA-CB	6.50	1.62	1.52
1	Q	224	PRO	N-CD	-6.50	1.38	1.47
1	hf	41	SER	CA-CB	6.50	1.62	1.52
1	dZ	156	GLY	N-CA	6.50	1.55	1.46
1	gd	45	GLU	CD-OE2	6.50	1.32	1.25
1	1L	61	GLY	N-CA	6.50	1.55	1.46
1	34	145	TYR	CG-CD1	6.50	1.47	1.39
1	35	75	GLU	CD-OE2	6.50	1.32	1.25
1	aa	130	TYR	CG-CD2	6.50	1.47	1.39
1	aV	92	GLU	CD-OE1	6.50	1.32	1.25
1	5E	157	PRO	N-CD	-6.50	1.38	1.47
1	61	46	GLY	CA-C	-6.49	1.41	1.51
1	9B	161	PHE	CG-CD2	6.49	1.48	1.38
1	1Z	75	GLU	CB-CG	6.49	1.64	1.52
1	2i	123	PRO	N-CD	-6.49	1.38	1.47
1	5R	28	GLU	CD-OE2	6.49	1.32	1.25
1	8a	100	ARG	CD-NE	6.49	1.57	1.46
1	9h	35	GLU	CD-OE2	6.49	1.32	1.25

Continued on next page...

Continued from previous page...

Mol	Chain	Res	Type	Atoms	Z	Observed(Å)	Ideal(Å)
1	b0	45	GLU	CB-CG	6.49	1.64	1.52
1	dI	212	GLU	CB-CG	6.49	1.64	1.52
1	ki	149	SER	CA-CB	6.49	1.62	1.52
1	6c	175	GLU	CB-CG	6.49	1.64	1.52
1	90	169	TYR	CG-CD2	-6.49	1.30	1.39
1	bA	61	GLY	CA-C	-6.49	1.41	1.51
1	gF	146	SER	CA-CB	-6.49	1.43	1.52
1	jn	23	TRP	NE1-CE2	-6.49	1.29	1.37
1	1f	130	TYR	CG-CD1	6.49	1.47	1.39
1	3u	12	HIS	CA-CB	6.49	1.68	1.53
1	5r	32	PHE	CG-CD1	6.49	1.48	1.38
1	8a	206	GLY	N-CA	6.49	1.55	1.46
1	h	16	SER	CA-CB	6.49	1.62	1.52
1	6q	59	VAL	CA-CB	-6.48	1.41	1.54
1	8D	220	GLY	N-CA	6.48	1.55	1.46
1	cV	79	GLU	CD-OE2	-6.48	1.18	1.25
1	dM	169	TYR	CE1-CZ	6.48	1.47	1.38
1	ej	132	ARG	CA-CB	6.48	1.68	1.53
1	gN	117	TRP	NE1-CE2	-6.48	1.29	1.37
1	hX	106	GLY	CA-C	-6.48	1.41	1.51
1	4O	175	GLU	CD-OE2	6.48	1.32	1.25
1	aj	102	SER	CA-CB	6.48	1.62	1.52
1	ef	64	ALA	CA-CB	6.48	1.66	1.52
1	J	206	GLY	N-CA	6.48	1.55	1.46
1	2T	180	GLU	CD-OE1	6.48	1.32	1.25
1	5A	93	PRO	C-N	6.48	1.44	1.33
1	7W	44	SER	CA-CB	6.48	1.62	1.52
1	9G	159	GLU	CD-OE2	6.48	1.32	1.25
1	cp	169	TYR	CZ-OH	6.48	1.48	1.37
1	cy	145	TYR	CD1-CE1	6.48	1.49	1.39
1	d2	184	TRP	NE1-CE2	-6.48	1.29	1.37
1	E	33	SER	CA-CB	6.48	1.62	1.52
1	5a	224	PRO	N-CD	6.48	1.56	1.47
1	dK	44	SER	CA-CB	6.48	1.62	1.52
1	hb	100	ARG	CZ-NH1	-6.48	1.24	1.33
1	hn	113	GLU	CG-CD	6.48	1.61	1.51
1	lv	196	PRO	N-CD	6.48	1.56	1.47
1	4S	65	ALA	CA-CB	6.48	1.66	1.52
1	q	75	GLU	CG-CD	6.48	1.61	1.51
1	6c	169	TYR	CB-CG	-6.48	1.42	1.51
1	ee	164	TYR	CD1-CE1	6.48	1.49	1.39
1	jp	164	TYR	CB-CG	6.47	1.61	1.51

Continued on next page...

Continued from previous page...

Mol	Chain	Res	Type	Atoms	Z	Observed(Å)	Ideal(Å)
1	2S	145	TYR	CG-CD1	6.47	1.47	1.39
1	7w	169	TYR	CE1-CZ	-6.47	1.30	1.38
1	8d	225	GLY	CA-C	-6.47	1.41	1.51
1	8W	24	VAL	CB-CG1	6.47	1.66	1.52
1	aa	229	ARG	CD-NE	6.47	1.57	1.46
1	dV	40	PHE	CA-CB	6.47	1.68	1.53
1	e0	164	TYR	CD1-CE1	6.47	1.49	1.39
1	X	34	PRO	N-CD	-6.47	1.38	1.47
1	kg	100	ARG	CZ-NH1	-6.47	1.24	1.33
1	2y	187	GLU	CD-OE1	6.47	1.32	1.25
1	8M	161	PHE	CG-CD1	6.47	1.48	1.38
1	ao	149	SER	CA-CB	6.47	1.62	1.52
1	e1	212	GLU	CD-OE1	6.47	1.32	1.25
1	dN	109	SER	CA-CB	6.47	1.62	1.52
1	iZ	109	SER	CA-CB	6.47	1.62	1.52
1	7U	99	PRO	N-CD	-6.47	1.38	1.47
1	a3	16	SER	CA-CB	6.47	1.62	1.52
1	c5	173	ARG	CA-CB	6.47	1.68	1.53
1	cR	28	GLU	CD-OE2	6.47	1.32	1.25
1	2K	16	SER	CB-OG	6.47	1.50	1.42
1	6u	40	PHE	CA-CB	6.47	1.68	1.53
1	cW	79	GLU	CD-OE2	6.47	1.32	1.25
1	dg	23	TRP	CA-CB	6.47	1.68	1.53
1	2o	109	SER	CA-CB	6.47	1.62	1.52
1	7f	130	TYR	CZ-OH	6.47	1.48	1.37
1	9q	169	TYR	CG-CD2	6.47	1.47	1.39
1	ax	35	GLU	CD-OE2	6.46	1.32	1.25
1	aM	146	SER	CA-CB	6.46	1.62	1.52
1	fs	169	TYR	CG-CD2	6.46	1.47	1.39
1	h1	88	ALA	C-N	6.46	1.44	1.33
1	6	79	GLU	CD-OE2	6.46	1.32	1.25
1	kw	130	TYR	CE1-CZ	6.46	1.47	1.38
1	3x	145	TYR	CG-CD1	6.46	1.47	1.39
1	3C	164	TYR	CZ-OH	6.46	1.48	1.37
1	5y	109	SER	CA-CB	6.46	1.62	1.52
1	co	9	GLN	N-CA	-6.46	1.33	1.46
1	fy	145	TYR	CE2-CZ	6.46	1.47	1.38
1	5	1	PRO	N-CA	6.46	1.58	1.47
1	li	1	PRO	N-CD	6.46	1.56	1.47
1	3l	161	PHE	CG-CD2	6.46	1.48	1.38
1	5f	97	ARG	CZ-NH2	-6.46	1.24	1.33
1	7S	164	TYR	CE1-CZ	6.46	1.47	1.38

Continued on next page...

Continued from previous page...

Mol	Chain	Res	Type	Atoms	Z	Observed(Å)	Ideal(Å)
1	ez	227	LYS	CD-CE	6.46	1.67	1.51
1	y	35	GLU	CD-OE1	6.46	1.32	1.25
1	ht	220	GLY	CA-C	6.46	1.62	1.51
1	2w	16	SER	CB-OG	6.46	1.50	1.42
1	4h	113	GLU	CB-CG	6.46	1.64	1.52
1	bo	87	HIS	CB-CG	-6.46	1.38	1.50
1	F	71	GLU	CB-CG	6.46	1.64	1.52
1	hn	109	SER	CA-CB	6.46	1.62	1.52
1	kp	130	TYR	CE2-CZ	6.46	1.47	1.38
1	98	145	TYR	CG-CD1	6.46	1.47	1.39
1	3b	169	TYR	CG-CD1	6.45	1.47	1.39
1	3I	206	GLY	CA-C	6.45	1.62	1.51
1	43	23	TRP	CD1-NE1	6.45	1.49	1.38
1	5B	161	PHE	CG-CD1	6.45	1.48	1.38
1	7g	145	TYR	CE2-CZ	6.45	1.47	1.38
1	kv	41	SER	CA-CB	6.45	1.62	1.52
1	9h	213	GLU	CB-CG	6.45	1.64	1.52
1	ac	130	TYR	CE2-CZ	6.45	1.47	1.38
1	bB	145	TYR	CE2-CZ	-6.45	1.30	1.38
1	d3	79	GLU	CD-OE1	6.45	1.32	1.25
1	kN	76	GLU	CD-OE2	6.45	1.32	1.25
1	2E	97	ARG	CZ-NH1	-6.45	1.24	1.33
1	eg	117	TRP	NE1-CE2	-6.45	1.29	1.37
1	ew	128	GLU	CD-OE1	6.45	1.32	1.25
1	iL	132	ARG	CZ-NH1	-6.45	1.24	1.33
1	3o	168	PHE	CG-CD2	6.45	1.48	1.38
1	3D	98	GLU	CD-OE2	6.45	1.32	1.25
1	6u	178	SER	CA-CB	6.45	1.62	1.52
1	8X	145	TYR	CG-CD2	6.45	1.47	1.39
1	Z	196	PRO	N-CA	-6.45	1.36	1.47
1	14	169	TYR	CG-CD2	6.45	1.47	1.39
1	bb	23	TRP	CD2-CE2	-6.45	1.33	1.41
1	1l	187	GLU	CD-OE2	6.45	1.32	1.25
1	eR	159	GLU	CG-CD	-6.45	1.42	1.51
1	gK	75	GLU	CB-CG	6.45	1.64	1.52
1	hP	187	GLU	CA-CB	6.45	1.68	1.53
1	ky	181	VAL	CB-CG2	6.45	1.66	1.52
1	3X	154	ARG	CZ-NH1	-6.45	1.24	1.33
1	fV	8	GLY	CA-C	-6.45	1.41	1.51
1	j	212	GLU	CB-CG	6.45	1.64	1.52
1	gK	44	SER	CA-CB	6.45	1.62	1.52
1	j5	205	LEU	C-N	6.45	1.44	1.33

Continued on next page...

Continued from previous page...

Mol	Chain	Res	Type	Atoms	Z	Observed(Å)	Ideal(Å)
1	1V	149	SER	CA-CB	6.45	1.62	1.52
1	2S	98	GLU	CB-CG	6.45	1.64	1.52
1	8p	168	PHE	CG-CD1	6.45	1.48	1.38
1	8	178	SER	CA-CB	6.45	1.62	1.52
1	2K	164	TYR	CZ-OH	6.44	1.48	1.37
1	fe	178	SER	CB-OG	6.44	1.50	1.42
1	gN	164	TYR	CG-CD1	6.44	1.47	1.39
1	4n	162	ARG	CD-NE	6.44	1.57	1.46
1	50	184	TRP	CD2-CE2	6.44	1.49	1.41
1	kW	146	SER	CA-CB	6.44	1.62	1.52
1	l0	31	ALA	CA-CB	6.44	1.66	1.52
1	l3	158	LYS	CA-CB	6.44	1.68	1.53
1	8I	164	TYR	CE2-CZ	-6.44	1.30	1.38
1	f7	94	GLY	N-CA	6.44	1.55	1.46
1	fr	184	TRP	NE1-CE2	-6.44	1.29	1.37
1	ig	220	GLY	CA-C	-6.44	1.41	1.51
1	jI	3	VAL	CB-CG1	6.44	1.66	1.52
1	8r	60	GLY	CA-C	-6.44	1.41	1.51
1	8O	123	PRO	N-CD	-6.44	1.38	1.47
1	ic	76	GLU	CB-CG	6.44	1.64	1.52
1	lB	184	TRP	CG-CD1	6.44	1.45	1.36
1	3d	169	TYR	CZ-OH	6.44	1.48	1.37
1	dl	93	PRO	N-CD	-6.44	1.38	1.47
1	dG	123	PRO	CA-CB	-6.44	1.40	1.53
1	lr	145	TYR	CE1-CZ	6.44	1.47	1.38
1	f4	145	TYR	CE2-CZ	6.44	1.47	1.38
1	g	157	PRO	N-CD	-6.44	1.38	1.47
1	lL	117	TRP	NE1-CE2	-6.44	1.29	1.37
1	3X	115	ILE	C-N	6.44	1.44	1.33
1	67	145	TYR	CG-CD2	6.44	1.47	1.39
1	6x	6	LEU	CA-CB	6.44	1.68	1.53
1	cl	1	PRO	CA-C	-6.44	1.40	1.52
1	jz	75	GLU	CB-CG	6.43	1.64	1.52
1	k3	17	PRO	CA-CB	6.43	1.66	1.53
1	kf	191	VAL	CA-CB	-6.43	1.41	1.54
1	2A	7	GLN	CA-CB	6.43	1.68	1.53
1	4z	113	GLU	CB-CG	6.43	1.64	1.52
1	6X	44	SER	CA-CB	6.43	1.62	1.52
1	7a	29	GLU	CD-OE1	6.43	1.32	1.25
1	gi	187	GLU	CD-OE1	6.43	1.32	1.25
1	47	17	PRO	CA-CB	6.43	1.66	1.53
1	8a	44	SER	CB-OG	6.43	1.50	1.42

Continued on next page...

Continued from previous page...

Mol	Chain	Res	Type	Atoms	Z	Observed(Å)	Ideal(Å)
1	hK	168	PHE	CD1-CE1	6.43	1.52	1.39
1	4D	76	GLU	CD-OE2	6.43	1.32	1.25
1	9Q	98	GLU	CG-CD	6.43	1.61	1.51
1	at	117	TRP	NE1-CE2	-6.43	1.29	1.37
1	aY	84	HIS	C-N	6.43	1.46	1.34
1	bs	145	TYR	CE2-CZ	6.43	1.47	1.38
1	3O	180	GLU	CB-CG	6.43	1.64	1.52
1	5p	44	SER	CA-CB	6.43	1.62	1.52
1	5y	33	SER	CB-OG	6.43	1.50	1.42
1	f	213	GLU	CD-OE1	6.43	1.32	1.25
1	gR	41	SER	CB-OG	6.43	1.50	1.42
1	1K	29	GLU	CB-CG	6.43	1.64	1.52
1	ib	162	ARG	CD-NE	6.43	1.57	1.46
1	jQ	76	GLU	CB-CG	6.43	1.64	1.52
1	ke	133	TRP	NE1-CE2	-6.43	1.29	1.37
1	1H	164	TYR	CE2-CZ	6.42	1.47	1.38
1	i2	133	TRP	NE1-CE2	-6.42	1.29	1.37
1	5Z	28	GLU	CG-CD	6.42	1.61	1.51
1	al	1	PRO	N-CD	6.42	1.56	1.47
1	e0	130	TYR	CE1-CZ	-6.42	1.30	1.38
1	f0	109	SER	CA-CB	6.42	1.62	1.52
1	fT	101	GLY	N-CA	6.42	1.55	1.46
1	ih	117	TRP	CD2-CE2	6.42	1.49	1.41
1	bw	102	SER	CA-CB	6.42	1.62	1.52
1	3R	1	PRO	N-CA	6.42	1.58	1.47
1	4p	122	PRO	N-CD	-6.42	1.38	1.47
1	ch	178	SER	CA-CB	6.42	1.62	1.52
1	1f	207	PRO	CA-C	-6.42	1.40	1.52
1	1k	75	GLU	CD-OE2	6.42	1.32	1.25
1	dU	41	SER	CA-CB	6.42	1.62	1.52
1	f4	213	GLU	CD-OE1	6.42	1.32	1.25
1	gX	33	SER	CA-CB	6.42	1.62	1.52
1	is	102	SER	CA-CB	6.42	1.62	1.52
1	1S	117	TRP	NE1-CE2	-6.42	1.29	1.37
1	22	40	PHE	CG-CD1	6.42	1.48	1.38
1	2z	217	ALA	CA-CB	6.42	1.66	1.52
1	6L	76	GLU	CB-CG	6.42	1.64	1.52
1	bD	184	TRP	NE1-CE2	-6.42	1.29	1.37
1	du	169	TYR	CG-CD2	6.42	1.47	1.39
1	fE	146	SER	CA-CB	6.42	1.62	1.52
1	jN	41	SER	CB-OG	6.42	1.50	1.42
1	3X	180	GLU	CD-OE1	6.42	1.32	1.25

Continued on next page...

Continued from previous page...

Mol	Chain	Res	Type	Atoms	Z	Observed(Å)	Ideal(Å)
1	7P	133	TRP	CD2-CE2	-6.42	1.33	1.41
1	bc	43	LEU	CA-CB	6.42	1.68	1.53
1	3o	75	GLU	CB-CG	6.42	1.64	1.52
1	23	40	PHE	CG-CD2	6.41	1.48	1.38
1	6g	61	GLY	CA-C	-6.41	1.41	1.51
1	6T	109	SER	CA-CB	6.41	1.62	1.52
1	9L	23	TRP	NE1-CE2	6.41	1.45	1.37
1	aK	130	TYR	CG-CD2	6.41	1.47	1.39
1	ea	117	TRP	NE1-CE2	-6.41	1.29	1.37
1	eo	145	TYR	CD2-CE2	6.41	1.49	1.39
1	fd	41	SER	CA-CB	6.41	1.62	1.52
1	fO	164	TYR	CG-CD2	6.41	1.47	1.39
1	jK	35	GLU	CD-OE2	6.41	1.32	1.25
1	gA	44	SER	CA-CB	6.41	1.62	1.52
1	iU	187	GLU	CB-CG	6.41	1.64	1.52
1	l9	145	TYR	CG-CD1	6.41	1.47	1.39
1	2a	29	GLU	CG-CD	6.41	1.61	1.51
1	bH	164	TYR	CG-CD1	6.41	1.47	1.39
1	eV	109	SER	CA-CB	6.41	1.62	1.52
1	ge	178	SER	CB-OG	6.41	1.50	1.42
1	jR	130	TYR	CD1-CE1	6.41	1.49	1.39
1	3G	71	GLU	CB-CG	6.41	1.64	1.52
1	4W	143	ARG	CZ-NH2	6.41	1.41	1.33
1	5M	1	PRO	CA-CB	6.41	1.66	1.53
1	9r	8	GLY	N-CA	6.41	1.55	1.46
1	2e	145	TYR	CD2-CE2	6.41	1.49	1.39
1	2N	187	GLU	CG-CD	6.41	1.61	1.51
1	g3	40	PHE	CG-CD2	6.41	1.48	1.38
1	iu	145	TYR	CG-CD2	6.41	1.47	1.39
1	47	97	ARG	CZ-NH1	-6.41	1.24	1.33
1	6W	125	PRO	N-CD	6.41	1.56	1.47
1	cT	229	ARG	CZ-NH2	-6.41	1.24	1.33
1	dn	76	GLU	CD-OE2	6.41	1.32	1.25
1	8B	16	SER	CA-CB	6.40	1.62	1.52
1	2h	32	PHE	CG-CD2	6.40	1.48	1.38
1	2O	225	GLY	CA-C	-6.40	1.41	1.51
1	4S	132	ARG	CZ-NH2	-6.40	1.24	1.33
1	5s	164	TYR	CB-CG	6.40	1.61	1.51
1	5J	167	ARG	NE-CZ	6.40	1.41	1.33
1	9y	117	TRP	NE1-CE2	-6.40	1.29	1.37
1	9P	145	TYR	CG-CD2	6.40	1.47	1.39
1	hR	75	GLU	CB-CG	6.40	1.64	1.52

Continued on next page...

Continued from previous page...

Mol	Chain	Res	Type	Atoms	Z	Observed(Å)	Ideal(Å)
1	9O	62	HIS	CB-CG	-6.40	1.38	1.50
1	fu	184	TRP	NE1-CE2	-6.40	1.29	1.37
1	b	133	TRP	CD2-CE3	6.40	1.50	1.40
1	jR	121	ASN	C-N	-6.40	1.22	1.34
1	7u	146	SER	CB-OG	6.40	1.50	1.42
1	8t	164	TYR	CG-CD1	6.40	1.47	1.39
1	gt	41	SER	CA-CB	6.40	1.62	1.52
1	hl	145	TYR	CG-CD2	6.40	1.47	1.39
1	c4	41	SER	CA-CB	6.40	1.62	1.52
1	li	212	GLU	CG-CD	-6.40	1.42	1.51
1	jd	154	ARG	CZ-NH1	-6.40	1.24	1.33
1	aa	184	TRP	NE1-CE2	-6.40	1.29	1.37
1	Q	145	TYR	CD2-CE2	6.40	1.49	1.39
1	lv	196	PRO	N-CA	-6.39	1.36	1.47
1	2s	164	TYR	CE2-CZ	6.39	1.46	1.38
1	4S	145	TYR	CG-CD1	6.39	1.47	1.39
1	58	76	GLU	CB-CG	6.39	1.64	1.52
1	5y	80	TRP	CD2-CE2	6.39	1.49	1.41
1	8a	173	ARG	CZ-NH1	-6.39	1.24	1.33
1	9h	223	GLY	C-N	-6.39	1.22	1.34
1	aP	191	VAL	CB-CG1	6.39	1.66	1.52
1	7d	145	TYR	CZ-OH	6.39	1.48	1.37
1	7X	168	PHE	CG-CD1	6.39	1.48	1.38
1	b4	212	GLU	CG-CD	6.39	1.61	1.51
1	a	224	PRO	N-CD	-6.39	1.39	1.47
1	8W	133	TRP	CG-CD1	6.39	1.45	1.36
1	gx	47	ALA	CA-CB	6.39	1.65	1.52
1	j6	49	PRO	N-CD	-6.39	1.39	1.47
1	3G	224	PRO	C-N	6.39	1.44	1.33
1	6U	12	HIS	CB-CG	6.39	1.61	1.50
1	3j	61	GLY	CA-C	-6.39	1.41	1.51
1	8o	164	TYR	CZ-OH	6.39	1.48	1.37
1	8G	219	GLN	N-CA	-6.39	1.33	1.46
1	b9	128	GLU	CB-CG	6.39	1.64	1.52
1	bq	168	PHE	CG-CD2	6.39	1.48	1.38
1	cm	35	GLU	CD-OE1	6.39	1.32	1.25
1	hF	16	SER	CA-CB	6.39	1.62	1.52
1	i4	28	GLU	CB-CG	6.39	1.64	1.52
1	2G	99	PRO	N-CD	-6.39	1.39	1.47
1	70	130	TYR	CE2-CZ	6.39	1.46	1.38
1	7y	225	GLY	CA-C	-6.39	1.41	1.51
1	aL	162	ARG	CD-NE	6.39	1.57	1.46

Continued on next page...

Continued from previous page...

Mol	Chain	Res	Type	Atoms	Z	Observed(Å)	Ideal(Å)
1	aS	212	GLU	CD-OE1	6.39	1.32	1.25
1	cK	164	TYR	CG-CD2	6.39	1.47	1.39
1	e6	184	TRP	NE1-CE2	-6.39	1.29	1.37
1	2A	45	GLU	CD-OE2	6.38	1.32	1.25
1	5Z	133	TRP	CD2-CE2	6.38	1.49	1.41
1	8E	189	LEU	CA-CB	6.38	1.68	1.53
1	9u	212	GLU	CD-OE2	6.38	1.32	1.25
1	9E	226	HIS	CB-CG	6.38	1.61	1.50
1	dM	128	GLU	CD-OE2	6.38	1.32	1.25
1	5	75	GLU	CB-CG	6.38	1.64	1.52
1	42	100	ARG	CZ-NH1	-6.38	1.24	1.33
1	eL	82	ARG	CZ-NH1	-6.38	1.24	1.33
1	hz	76	GLU	CD-OE1	6.38	1.32	1.25
1	6i	149	SER	CA-CB	6.38	1.62	1.52
1	dD	174	ALA	CA-CB	6.38	1.65	1.52
1	fu	187	GLU	CD-OE2	-6.38	1.18	1.25
1	gI	145	TYR	CZ-OH	6.38	1.48	1.37
1	j0	79	GLU	CD-OE2	6.38	1.32	1.25
1	4n	123	PRO	N-CD	6.38	1.56	1.47
1	9S	45	GLU	CD-OE2	6.38	1.32	1.25
1	ir	17	PRO	N-CD	-6.38	1.39	1.47
1	25	220	GLY	N-CA	6.38	1.55	1.46
1	2z	132	ARG	CD-NE	6.38	1.57	1.46
1	5k	98	GLU	CB-CG	6.38	1.64	1.52
1	81	40	PHE	CG-CD1	6.38	1.48	1.38
1	90	149	SER	CA-CB	6.38	1.62	1.52
1	1D	164	TYR	CG-CD1	6.38	1.47	1.39
1	3l	44	SER	CA-CB	6.38	1.62	1.52
1	8b	79	GLU	CG-CD	-6.38	1.42	1.51
1	ao	130	TYR	CD1-CE1	6.38	1.49	1.39
1	cF	44	SER	CA-CB	6.38	1.62	1.52
1	eO	184	TRP	NE1-CE2	-6.38	1.29	1.37
1	hA	229	ARG	CD-NE	6.38	1.57	1.46
1	i6	169	TYR	CG-CD2	6.38	1.47	1.39
1	5v	82	ARG	CZ-NH2	-6.38	1.24	1.33
1	7q	162	ARG	CD-NE	6.38	1.57	1.46
1	dU	146	SER	CA-CB	6.38	1.62	1.52
1	eD	33	SER	CB-OG	6.38	1.50	1.42
1	1J	165	VAL	CB-CG2	6.37	1.66	1.52
1	j5	16	SER	CA-CB	6.37	1.62	1.52
1	3n	113	GLU	CB-CG	6.37	1.64	1.52
1	cc	146	SER	CA-CB	6.37	1.62	1.52

Continued on next page...

Continued from previous page...

Mol	Chain	Res	Type	Atoms	Z	Observed(Å)	Ideal(Å)
1	if	1	PRO	N-CD	6.37	1.56	1.47
1	32	149	SER	CA-CB	6.37	1.62	1.52
1	42	147	PRO	CA-C	6.37	1.65	1.52
1	5W	109	SER	CA-CB	6.37	1.62	1.52
1	dC	132	ARG	CD-NE	6.37	1.57	1.46
1	fH	157	PRO	N-CD	-6.37	1.39	1.47
1	2D	113	GLU	CD-OE1	-6.37	1.18	1.25
1	8v	32	PHE	CE2-CZ	6.37	1.49	1.37
1	bA	17	PRO	N-CD	-6.37	1.39	1.47
1	ji	169	TYR	CG-CD2	6.37	1.47	1.39
1	k5	133	TRP	CD1-NE1	6.37	1.48	1.38
1	3Q	168	PHE	CG-CD1	6.37	1.48	1.38
1	4q	35	GLU	CB-CG	6.37	1.64	1.52
1	dT	75	GLU	CD-OE1	6.37	1.32	1.25
1	eu	16	SER	CA-CB	6.37	1.62	1.52
1	fl	41	SER	CB-OG	6.37	1.50	1.42
1	fY	123	PRO	N-CD	-6.37	1.39	1.47
1	j1	109	SER	CA-CB	6.37	1.62	1.52
1	ll	161	PHE	CE1-CZ	6.37	1.49	1.37
1	7M	187	GLU	CD-OE2	6.37	1.32	1.25
1	a	33	SER	CA-CB	6.37	1.62	1.52
1	hC	41	SER	CB-OG	6.37	1.50	1.42
1	ih	23	TRP	NE1-CE2	6.37	1.45	1.37
1	il	132	ARG	CD-NE	6.37	1.57	1.46
1	3Z	35	GLU	CD-OE2	6.37	1.32	1.25
1	bv	224	PRO	N-CD	-6.37	1.39	1.47
1	fr	159	GLU	CD-OE1	6.37	1.32	1.25
1	fB	95	GLN	CG-CD	6.37	1.65	1.51
1	hN	75	GLU	CD-OE2	6.36	1.32	1.25
1	jB	75	GLU	CD-OE2	6.36	1.32	1.25
1	k1	164	TYR	CE1-CZ	6.36	1.46	1.38
1	k7	130	TYR	CG-CD1	6.36	1.47	1.39
1	ki	168	PHE	CA-CB	6.36	1.68	1.53
1	2l	149	SER	CA-CB	-6.36	1.43	1.52
1	9A	220	GLY	N-CA	6.36	1.55	1.46
1	eu	165	VAL	N-CA	6.36	1.59	1.46
1	H	229	ARG	CD-NE	6.36	1.57	1.46
1	iK	154	ARG	CD-NE	6.36	1.57	1.46
1	k6	145	TYR	CE2-CZ	6.36	1.46	1.38
1	44	145	TYR	CZ-OH	6.36	1.48	1.37
1	4E	127	GLY	CA-C	-6.36	1.41	1.51
1	Y	184	TRP	CD2-CE2	6.36	1.49	1.41

Continued on next page...

Continued from previous page...

Mol	Chain	Res	Type	Atoms	Z	Observed(Å)	Ideal(Å)
1	a3	196	PRO	N-CA	-6.36	1.36	1.47
1	cC	16	SER	CA-CB	6.36	1.62	1.52
1	fC	40	PHE	CG-CD2	6.36	1.48	1.38
1	fX	1	PRO	CA-C	-6.36	1.40	1.52
1	p	137	GLY	N-CA	6.36	1.55	1.46
1	1Y	16	SER	CA-CB	6.36	1.62	1.52
1	2N	164	TYR	CZ-OH	6.36	1.48	1.37
1	47	167	ARG	CZ-NH1	-6.36	1.24	1.33
1	gO	45	GLU	CD-OE1	6.36	1.32	1.25
1	hN	136	LEU	C-N	6.36	1.44	1.33
1	kD	92	GLU	CD-OE2	6.36	1.32	1.25
1	le	145	TYR	CG-CD1	6.36	1.47	1.39
1	2u	87	HIS	CB-CG	6.36	1.61	1.50
1	41	102	SER	CA-CB	6.36	1.62	1.52
1	4H	130	TYR	CZ-OH	6.36	1.48	1.37
1	57	214	MET	CG-SD	6.36	1.97	1.81
1	65	192	GLN	N-CA	-6.36	1.33	1.46
1	7y	164	TYR	CG-CD2	6.36	1.47	1.39
1	93	167	ARG	NE-CZ	-6.36	1.24	1.33
1	aI	69	LEU	CA-CB	6.36	1.68	1.53
1	be	169	TYR	CD1-CE1	6.36	1.48	1.39
1	eW	41	SER	CB-OG	6.36	1.50	1.42
1	hv	113	GLU	CD-OE2	6.36	1.32	1.25
1	3W	75	GLU	CB-CG	6.36	1.64	1.52
1	dX	23	TRP	NE1-CE2	-6.36	1.29	1.37
1	fm	33	SER	CA-CB	6.36	1.62	1.52
1	fq	133	TRP	CE2-CZ2	-6.36	1.28	1.39
1	gT	173	ARG	CZ-NH2	-6.35	1.24	1.33
1	ip	169	TYR	CZ-OH	6.35	1.48	1.37
1	1b	45	GLU	CB-CG	6.35	1.64	1.52
1	7	161	PHE	CG-CD1	6.35	1.48	1.38
1	3z	120	HIS	CB-CG	6.35	1.61	1.50
1	5N	219	GLN	C-N	6.35	1.44	1.33
1	6p	145	TYR	CE2-CZ	6.35	1.46	1.38
1	6H	149	SER	CA-CB	6.35	1.62	1.52
1	7z	40	PHE	CG-CD1	6.35	1.48	1.38
1	9Z	179	GLN	CA-CB	6.35	1.68	1.53
1	aD	184	TRP	NE1-CE2	6.35	1.45	1.37
1	bz	76	GLU	CG-CD	6.35	1.61	1.51
1	ej	80	TRP	NE1-CE2	-6.35	1.29	1.37
1	eX	229	ARG	CZ-NH1	-6.35	1.24	1.33
1	cB	175	GLU	CB-CG	6.35	1.64	1.52

Continued on next page...

Continued from previous page...

Mol	Chain	Res	Type	Atoms	Z	Observed(Å)	Ideal(Å)
1	fI	127	GLY	CA-C	6.35	1.62	1.51
1	1F	60	GLY	CA-C	6.35	1.62	1.51
1	1V	180	GLU	CD-OE1	6.35	1.32	1.25
1	jT	175	GLU	CG-CD	6.35	1.61	1.51
1	jU	145	TYR	CE2-CZ	6.35	1.46	1.38
1	2l	61	GLY	N-CA	6.35	1.55	1.46
1	8J	65	ALA	CA-CB	6.35	1.65	1.52
1	cG	12	HIS	CB-CG	6.35	1.61	1.50
1	d7	33	SER	C-N	6.35	1.46	1.34
1	iy	102	SER	CB-OG	6.35	1.50	1.42
1	ju	180	GLU	CB-CG	6.35	1.64	1.52
1	jH	223	GLY	C-N	-6.35	1.22	1.34
1	9z	75	GLU	CD-OE2	-6.35	1.18	1.25
1	dT	125	PRO	N-CD	6.35	1.56	1.47
1	eL	113	GLU	CD-OE2	-6.35	1.18	1.25
1	4P	28	GLU	CG-CD	-6.35	1.42	1.51
1	e2	79	GLU	CB-CG	6.35	1.64	1.52
1	fR	149	SER	CA-CB	6.35	1.62	1.52
1	hZ	166	ASP	CB-CG	-6.34	1.38	1.51
1	47	145	TYR	CB-CG	-6.34	1.42	1.51
1	bB	182	LYS	CA-CB	6.34	1.68	1.53
1	d	29	GLU	CD-OE2	6.34	1.32	1.25
1	gf	7	GLN	CB-CG	6.34	1.69	1.52
1	jI	145	TYR	CE2-CZ	6.34	1.46	1.38
1	kU	164	TYR	CE1-CZ	6.34	1.46	1.38
1	8K	1	PRO	N-CD	6.34	1.56	1.47
1	aj	116	GLY	CA-C	6.34	1.61	1.51
1	dD	102	SER	CA-CB	6.34	1.62	1.52
1	e7	145	TYR	CG-CD1	6.34	1.47	1.39
1	gH	145	TYR	CE2-CZ	6.34	1.46	1.38
1	hL	102	SER	CA-CB	6.34	1.62	1.52
1	2B	29	GLU	CB-CG	6.34	1.64	1.52
1	8f	33	SER	CA-CB	6.34	1.62	1.52
1	df	149	SER	CA-CB	6.34	1.62	1.52
1	6Q	133	TRP	N-CA	6.34	1.59	1.46
1	82	168	PHE	CD1-CE1	6.34	1.51	1.39
1	8A	212	GLU	CD-OE2	6.34	1.32	1.25
1	8F	209	ALA	CA-CB	6.34	1.65	1.52
1	cb	102	SER	CB-OG	6.34	1.50	1.42
1	dB	41	SER	CA-CB	6.34	1.62	1.52
1	dU	169	TYR	CE2-CZ	6.34	1.46	1.38
1	2g	49	PRO	N-CD	6.33	1.56	1.47

Continued on next page...

Continued from previous page...

Mol	Chain	Res	Type	Atoms	Z	Observed(Å)	Ideal(Å)
1	2P	187	GLU	CD-OE2	6.33	1.32	1.25
1	59	162	ARG	CD-NE	6.33	1.57	1.46
1	ak	92	GLU	CD-OE2	6.33	1.32	1.25
1	by	133	TRP	NE1-CE2	-6.33	1.29	1.37
1	h9	44	SER	CA-CB	6.33	1.62	1.52
1	ih	88	ALA	N-CA	-6.33	1.33	1.46
1	3y	145	TYR	CG-CD2	6.33	1.47	1.39
1	6N	49	PRO	N-CD	6.33	1.56	1.47
1	9z	71	GLU	CB-CG	6.33	1.64	1.52
1	13	169	TYR	CG-CD2	6.33	1.47	1.39
1	D	146	SER	CA-CB	6.33	1.62	1.52
1	5R	212	GLU	CB-CG	6.33	1.64	1.52
1	aE	100	ARG	CZ-NH2	-6.33	1.24	1.33
1	fY	226	HIS	CB-CG	6.33	1.61	1.50
1	gJ	101	GLY	N-CA	6.33	1.55	1.46
1	j6	149	SER	CA-CB	6.33	1.62	1.52
1	lK	88	ALA	C-N	6.33	1.44	1.33
1	4r	161	PHE	CG-CD1	6.33	1.48	1.38
1	69	159	GLU	CD-OE1	6.33	1.32	1.25
1	eY	180	GLU	CB-CG	6.33	1.64	1.52
1	7F	82	ARG	CZ-NH1	-6.33	1.24	1.33
1	84	16	SER	CA-CB	6.33	1.62	1.52
1	85	28	GLU	CG-CD	-6.33	1.42	1.51
1	8v	132	ARG	NE-CZ	6.33	1.41	1.33
1	j0	169	TYR	CG-CD1	6.33	1.47	1.39
1	2L	161	PHE	CG-CD2	6.33	1.48	1.38
1	8T	11	VAL	CB-CG1	6.33	1.66	1.52
1	cE	1	PRO	N-CD	6.33	1.56	1.47
1	1w	175	GLU	CD-OE1	6.33	1.32	1.25
1	g8	106	GLY	CA-C	-6.32	1.41	1.51
1	20	123	PRO	N-CD	-6.32	1.39	1.47
1	22	128	GLU	CG-CD	6.32	1.61	1.51
1	3L	40	PHE	CG-CD2	6.32	1.48	1.38
1	4Q	122	PRO	N-CD	-6.32	1.39	1.47
1	4R	35	GLU	CB-CG	6.32	1.64	1.52
1	ay	1	PRO	N-CD	6.32	1.56	1.47
1	dO	77	ALA	CA-CB	6.32	1.65	1.52
1	1r	44	SER	CA-CB	6.32	1.62	1.52
1	1w	92	GLU	CD-OE1	6.32	1.32	1.25
1	gM	29	GLU	CB-CG	6.32	1.64	1.52
1	h9	1	PRO	N-CD	6.32	1.56	1.47
1	hJ	213	GLU	CB-CG	6.32	1.64	1.52

Continued on next page...

Continued from previous page...

Mol	Chain	Res	Type	Atoms	Z	Observed(Å)	Ideal(Å)
1	5t	169	TYR	CZ-OH	6.32	1.48	1.37
1	9e	94	GLY	N-CA	6.32	1.55	1.46
1	1F	102	SER	CA-CB	6.32	1.62	1.52
1	1R	23	TRP	CG-CD1	-6.32	1.27	1.36
1	iS	79	GLU	CD-OE2	6.32	1.32	1.25
1	4G	184	TRP	NE1-CE2	-6.32	1.29	1.37
1	aF	44	SER	CA-CB	6.32	1.62	1.52
1	g3	160	PRO	N-CD	-6.32	1.39	1.47
1	5	164	TYR	CB-CG	-6.32	1.42	1.51
1	ka	169	TYR	CD2-CE2	-6.32	1.29	1.39
1	kC	147	PRO	N-CD	-6.32	1.39	1.47
1	9I	130	TYR	CG-CD2	6.32	1.47	1.39
1	9P	84	HIS	CB-CG	6.32	1.61	1.50
1	e1	162	ARG	CD-NE	6.32	1.57	1.46
1	k2	164	TYR	CB-CG	-6.32	1.42	1.51
1	2A	128	GLU	CD-OE1	6.32	1.32	1.25
1	3h	16	SER	CA-CB	6.32	1.62	1.52
1	3O	32	PHE	CB-CG	-6.32	1.40	1.51
1	aK	169	TYR	CZ-OH	6.32	1.48	1.37
1	dn	130	TYR	CG-CD1	6.32	1.47	1.39
1	dR	33	SER	CA-CB	6.32	1.62	1.52
1	ey	130	TYR	CG-CD2	6.32	1.47	1.39
1	fA	16	SER	CA-CB	6.32	1.62	1.52
1	1Z	164	TYR	CG-CD2	-6.32	1.30	1.39
1	c7	145	TYR	CG-CD1	6.32	1.47	1.39
1	dT	89	GLY	CA-C	6.32	1.61	1.51
1	em	45	GLU	C-N	6.31	1.44	1.33
1	gw	109	SER	CB-OG	6.31	1.50	1.42
1	jX	199	LYS	CA-CB	6.31	1.67	1.53
1	22	143	ARG	CD-NE	6.31	1.57	1.46
1	2M	82	ARG	CD-NE	6.31	1.57	1.46
1	3v	169	TYR	CG-CD1	6.31	1.47	1.39
1	70	159	GLU	CD-OE1	6.31	1.32	1.25
1	9a	90	PRO	N-CD	-6.31	1.39	1.47
1	b2	35	GLU	CB-CG	6.31	1.64	1.52
1	cH	180	GLU	CD-OE1	6.31	1.32	1.25
1	iX	164	TYR	CZ-OH	6.31	1.48	1.37
1	jF	145	TYR	CE1-CZ	6.31	1.46	1.38
1	3R	133	TRP	NE1-CE2	-6.31	1.29	1.37
1	ce	116	GLY	CA-C	-6.31	1.41	1.51
1	R	41	SER	CA-CB	6.31	1.62	1.52
1	gd	89	GLY	N-CA	6.31	1.55	1.46

Continued on next page...

Continued from previous page...

Mol	Chain	Res	Type	Atoms	Z	Observed(Å)	Ideal(Å)
1	gA	145	TYR	CZ-OH	6.31	1.48	1.37
1	kg	156	GLY	CA-C	6.31	1.61	1.51
1	3X	32	PHE	CG-CD2	6.31	1.48	1.38
1	63	113	GLU	CB-CG	6.31	1.64	1.52
1	dc	60	GLY	CA-C	-6.31	1.41	1.51
1	dS	117	TRP	NE1-CE2	-6.31	1.29	1.37
1	w	164	TYR	CG-CD1	6.31	1.47	1.39
1	lK	35	GLU	CB-CG	6.31	1.64	1.52
1	e	180	GLU	CD-OE2	6.31	1.32	1.25
1	kD	162	ARG	CA-CB	6.31	1.67	1.53
1	63	100	ARG	CD-NE	6.31	1.57	1.46
1	6a	80	TRP	CE3-CZ3	6.31	1.49	1.38
1	Z	209	ALA	CA-CB	6.31	1.65	1.52
1	dz	100	ARG	CD-NE	6.31	1.57	1.46
1	1r	61	GLY	N-CA	6.31	1.55	1.46
1	g1	127	GLY	CA-C	-6.31	1.41	1.51
1	hu	206	GLY	CA-C	6.30	1.61	1.51
1	3g	223	GLY	CA-C	6.30	1.61	1.51
1	5P	96	MET	CA-CB	6.30	1.67	1.53
1	75	98	GLU	CD-OE1	6.30	1.32	1.25
1	8D	40	PHE	CG-CD1	6.30	1.48	1.38
1	em	23	TRP	CG-CD1	6.30	1.45	1.36
1	G	146	SER	C-N	6.30	1.46	1.34
1	hK	180	GLU	CD-OE1	6.30	1.32	1.25
1	3H	75	GLU	CB-CG	6.30	1.64	1.52
1	dM	175	GLU	CB-CG	6.30	1.64	1.52
1	a	71	GLU	CG-CD	-6.30	1.42	1.51
1	gV	164	TYR	CB-CG	6.30	1.61	1.51
1	ih	29	GLU	CB-CG	6.30	1.64	1.52
1	5n	41	SER	CA-CB	6.30	1.62	1.52
1	6w	113	GLU	CG-CD	-6.30	1.42	1.51
1	6N	180	GLU	CD-OE2	6.30	1.32	1.25
1	ic	1	PRO	N-CD	6.30	1.56	1.47
1	be	207	PRO	N-CD	-6.30	1.39	1.47
1	hB	114	GLN	CG-CD	6.30	1.65	1.51
1	6M	92	GLU	CD-OE2	6.30	1.32	1.25
1	ds	180	GLU	CB-CG	6.30	1.64	1.52
1	kR	75	GLU	CB-CG	6.30	1.64	1.52
1	4j	162	ARG	CZ-NH1	-6.30	1.24	1.33
1	4o	16	SER	CA-CB	6.30	1.62	1.52
1	5k	187	GLU	CD-OE1	6.30	1.32	1.25
1	7g	100	ARG	CD-NE	6.30	1.57	1.46

Continued on next page...

Continued from previous page...

Mol	Chain	Res	Type	Atoms	Z	Observed(Å)	Ideal(Å)
1	9Z	187	GLU	CB-CG	6.30	1.64	1.52
1	cR	167	ARG	CD-NE	6.30	1.57	1.46
1	1Q	85	PRO	N-CD	6.29	1.56	1.47
1	2D	122	PRO	N-CD	-6.29	1.39	1.47
1	eE	168	PHE	CG-CD2	6.29	1.48	1.38
1	fO	161	PHE	CG-CD2	6.29	1.48	1.38
1	jx	145	TYR	CE1-CZ	6.29	1.46	1.38
1	3U	128	GLU	CB-CG	6.29	1.64	1.52
1	av	181	VAL	CA-CB	6.29	1.68	1.54
1	f8	85	PRO	N-CD	-6.29	1.39	1.47
1	gz	169	TYR	CZ-OH	6.29	1.48	1.37
1	jP	82	ARG	CZ-NH2	-6.29	1.24	1.33
1	k3	154	ARG	CD-NE	6.29	1.57	1.46
1	kN	146	SER	CA-CB	6.29	1.62	1.52
1	7j	80	TRP	CD2-CE3	6.29	1.49	1.40
1	8H	98	GLU	CG-CD	-6.29	1.42	1.51
1	1G	79	GLU	CD-OE1	6.29	1.32	1.25
1	bF	187	GLU	CD-OE2	6.29	1.32	1.25
1	kq	23	TRP	CZ2-CH2	6.29	1.49	1.37
1	l4	92	GLU	CD-OE1	6.29	1.32	1.25
1	4V	23	TRP	NE1-CE2	-6.29	1.29	1.37
1	6z	184	TRP	NE1-CE2	-6.29	1.29	1.37
1	aQ	117	TRP	CG-CD1	6.29	1.45	1.36
1	cx	98	GLU	CD-OE1	6.29	1.32	1.25
1	dO	45	GLU	CD-OE1	6.29	1.32	1.25
1	g6	184	TRP	CG-CD1	-6.29	1.27	1.36
1	jX	23	TRP	CD2-CE3	-6.29	1.30	1.40
1	32	154	ARG	CD-NE	6.29	1.57	1.46
1	39	180	GLU	CB-CG	6.29	1.64	1.52
1	40	75	GLU	CB-CG	6.29	1.64	1.52
1	59	32	PHE	CB-CG	-6.29	1.40	1.51
1	8P	100	ARG	CD-NE	6.29	1.57	1.46
1	6	97	ARG	N-CA	6.29	1.58	1.46
1	35	130	TYR	CE2-CZ	6.29	1.46	1.38
1	cn	8	GLY	CA-C	6.29	1.61	1.51
1	d6	33	SER	CA-CB	6.29	1.62	1.52
1	g7	173	ARG	CD-NE	6.29	1.57	1.46
1	e	219	GLN	C-N	6.29	1.44	1.33
1	a4	213	GLU	CA-CB	6.28	1.67	1.53
1	bp	130	TYR	CE1-CZ	6.28	1.46	1.38
1	ej	156	GLY	CA-C	-6.28	1.41	1.51
1	hp	161	PHE	CE1-CZ	6.28	1.49	1.37

Continued on next page...

Continued from previous page...

Mol	Chain	Res	Type	Atoms	Z	Observed(Å)	Ideal(Å)
1	hv	66	MET	CG-SD	6.28	1.97	1.81
1	kl	75	GLU	CB-CG	6.28	1.64	1.52
1	7N	32	PHE	CG-CD1	6.28	1.48	1.38
1	as	33	SER	CA-CB	6.28	1.62	1.52
1	au	145	TYR	CG-CD2	6.28	1.47	1.39
1	aX	113	GLU	CG-CD	-6.28	1.42	1.51
1	ck	49	PRO	N-CD	-6.28	1.39	1.47
1	dq	143	ARG	NE-CZ	-6.28	1.24	1.33
1	et	92	GLU	CD-OE2	6.28	1.32	1.25
1	gg	106	GLY	CA-C	-6.28	1.41	1.51
1	gY	184	TRP	CD2-CE2	6.28	1.48	1.41
1	1K	178	SER	CA-CB	6.28	1.62	1.52
1	kH	29	GLU	CB-CG	6.28	1.64	1.52
1	bL	178	SER	CA-CB	6.28	1.62	1.52
1	fw	130	TYR	CG-CD1	6.28	1.47	1.39
1	im	229	ARG	CD-NE	6.28	1.57	1.46
1	1Z	33	SER	CA-CB	6.28	1.62	1.52
1	lu	130	TYR	CG-CD1	6.28	1.47	1.39
1	5Z	28	GLU	CD-OE2	-6.28	1.18	1.25
1	bs	169	TYR	CE2-CZ	6.28	1.46	1.38
1	iC	213	GLU	CG-CD	-6.28	1.42	1.51
1	js	17	PRO	N-CD	-6.28	1.39	1.47
1	9z	162	ARG	CZ-NH1	-6.28	1.24	1.33
1	9D	16	SER	CA-CB	6.28	1.62	1.52
1	e1	44	SER	CA-CB	6.28	1.62	1.52
1	hn	46	GLY	CA-C	-6.27	1.41	1.51
1	hy	178	SER	CA-CB	6.27	1.62	1.52
1	hD	41	SER	CA-CB	6.27	1.62	1.52
1	je	169	TYR	CZ-OH	6.27	1.48	1.37
1	kZ	169	TYR	CD1-CE1	6.27	1.48	1.39
1	aw	128	GLU	CD-OE2	-6.27	1.18	1.25
1	ek	1	PRO	CA-C	-6.27	1.40	1.52
1	fl	178	SER	CA-CB	6.27	1.62	1.52
1	gZ	117	TRP	CG-CD1	6.27	1.45	1.36
1	i3	40	PHE	CG-CD2	6.27	1.48	1.38
1	1Q	16	SER	CB-OG	6.27	1.50	1.42
1	jF	162	ARG	CZ-NH1	-6.27	1.24	1.33
1	7V	167	ARG	CD-NE	6.27	1.57	1.46
1	gc	33	SER	CB-OG	6.27	1.50	1.42
1	2x	184	TRP	NE1-CE2	-6.27	1.29	1.37
1	9B	145	TYR	CE1-CZ	6.27	1.46	1.38
1	e	128	GLU	CG-CD	-6.27	1.42	1.51

Continued on next page...

Continued from previous page...

Mol	Chain	Res	Type	Atoms	Z	Observed(Å)	Ideal(Å)
1	i1	32	PHE	CG-CD2	6.27	1.48	1.38
1	k3	132	ARG	CD-NE	6.27	1.57	1.46
1	3H	178	SER	CA-CB	6.27	1.62	1.52
1	a3	123	PRO	N-CD	-6.27	1.39	1.47
1	by	80	TRP	CD2-CE2	6.27	1.48	1.41
1	dS	167	ARG	CZ-NH1	-6.27	1.25	1.33
1	eo	168	PHE	CG-CD2	6.27	1.48	1.38
1	kS	132	ARG	CD-NE	6.27	1.57	1.46
1	3M	156	GLY	N-CA	6.27	1.55	1.46
1	5j	127	GLY	CA-C	6.27	1.61	1.51
1	cP	16	SER	CA-CB	6.27	1.62	1.52
1	4O	146	SER	CA-CB	6.26	1.62	1.52
1	co	109	SER	CA-CB	6.26	1.62	1.52
1	dY	102	SER	CA-CB	6.26	1.62	1.52
1	g7	133	TRP	NE1-CE2	-6.26	1.29	1.37
1	7P	140	LYS	CA-CB	6.26	1.67	1.53
1	bN	1	PRO	N-CD	6.26	1.56	1.47
1	fj	97	ARG	CZ-NH1	-6.26	1.25	1.33
1	2P	161	PHE	CG-CD1	6.26	1.48	1.38
1	4K	75	GLU	CD-OE2	6.26	1.32	1.25
1	9g	71	GLU	CA-CB	6.26	1.67	1.53
1	13	33	SER	CA-CB	6.26	1.62	1.52
1	cj	218	CYS	CA-CB	6.26	1.67	1.53
1	dX	101	GLY	N-CA	6.26	1.55	1.46
1	dY	12	HIS	CB-CG	6.26	1.61	1.50
1	eV	38	PRO	N-CD	6.26	1.56	1.47
1	fM	139	ASN	CB-CG	6.26	1.65	1.51
1	2d	159	GLU	CB-CG	6.26	1.64	1.52
1	3d	226	HIS	CB-CG	6.26	1.61	1.50
1	4J	130	TYR	CG-CD2	6.26	1.47	1.39
1	53	184	TRP	CA-CB	6.26	1.67	1.53
1	5a	221	VAL	C-N	6.26	1.44	1.33
1	7s	149	SER	CB-OG	6.26	1.50	1.42
1	ac	187	GLU	CD-OE1	6.26	1.32	1.25
1	aP	125	PRO	N-CD	-6.26	1.39	1.47
1	eN	12	HIS	CB-CG	-6.26	1.38	1.50
1	fC	130	TYR	CG-CD2	6.26	1.47	1.39
1	hK	184	TRP	NE1-CE2	-6.26	1.29	1.37
1	hZ	80	TRP	NE1-CE2	-6.26	1.29	1.37
1	26	98	GLU	CD-OE1	6.26	1.32	1.25
1	7J	100	ARG	CZ-NH1	-6.26	1.25	1.33
1	1i	175	GLU	CG-CD	6.26	1.61	1.51

Continued on next page...

Continued from previous page...

Mol	Chain	Res	Type	Atoms	Z	Observed(Å)	Ideal(Å)
1	dJ	162	ARG	CD-NE	6.26	1.57	1.46
1	lz	229	ARG	CA-CB	6.26	1.67	1.53
1	gQ	88	ALA	C-N	6.26	1.44	1.33
1	lJ	75	GLU	CD-OE1	6.26	1.32	1.25
1	jT	146	SER	CA-CB	6.26	1.62	1.52
1	jV	46	GLY	CA-C	-6.26	1.41	1.51
1	5f	1	PRO	N-CD	6.26	1.56	1.47
1	b1	94	GLY	CA-C	6.26	1.61	1.51
1	lj	16	SER	CB-OG	6.25	1.50	1.42
1	5z	169	TYR	CZ-OH	6.25	1.48	1.37
1	5W	130	TYR	CE2-CZ	6.25	1.46	1.38
1	75	187	GLU	CB-CG	6.25	1.64	1.52
1	kO	16	SER	CA-CB	6.25	1.62	1.52
1	4c	85	PRO	CA-C	-6.25	1.40	1.52
1	4q	169	TYR	CZ-OH	6.25	1.48	1.37
1	d0	79	GLU	CA-CB	6.25	1.67	1.53
1	f0	213	GLU	CD-OE1	6.25	1.32	1.25
1	O	98	GLU	CB-CG	6.25	1.64	1.52
1	it	79	GLU	CB-CG	6.25	1.64	1.52
1	8s	97	ARG	CD-NE	6.25	1.57	1.46
1	a2	178	SER	CA-CB	6.25	1.62	1.52
1	bW	117	TRP	NE1-CE2	-6.25	1.29	1.37
1	dm	180	GLU	CD-OE2	6.25	1.32	1.25
1	J	164	TYR	CD1-CE1	6.25	1.48	1.39
1	lR	105	ALA	CA-CB	6.25	1.65	1.52
1	6v	117	TRP	CG-CD1	6.25	1.45	1.36
1	cX	100	ARG	CD-NE	6.25	1.57	1.46
1	dc	175	GLU	CD-OE2	6.25	1.32	1.25
1	gt	212	GLU	CB-CG	6.25	1.64	1.52
1	gX	178	SER	CA-CB	6.25	1.62	1.52
1	lO	59	VAL	CB-CG2	6.25	1.66	1.52
1	je	164	TYR	CE1-CZ	6.25	1.46	1.38
1	lY	23	TRP	NE1-CE2	-6.25	1.29	1.37
1	40	117	TRP	CD2-CE3	6.25	1.49	1.40
1	5o	230	VAL	CB-CG2	6.25	1.66	1.52
1	eZ	80	TRP	CA-CB	6.25	1.67	1.53
1	4	33	SER	CA-CB	6.25	1.62	1.52
1	gX	75	GLU	CB-CG	6.25	1.64	1.52
1	iv	33	SER	CA-CB	6.25	1.62	1.52
1	jK	164	TYR	CE2-CZ	6.25	1.46	1.38
1	71	76	GLU	CD-OE2	6.25	1.32	1.25
1	3	212	GLU	CB-CG	6.25	1.64	1.52

Continued on next page...

Continued from previous page...

Mol	Chain	Res	Type	Atoms	Z	Observed(Å)	Ideal(Å)
1	i4	156	GLY	N-CA	-6.25	1.36	1.46
1	1S	168	PHE	CG-CD2	6.25	1.48	1.38
1	3j	164	TYR	CE2-CZ	6.25	1.46	1.38
1	c1	156	GLY	CA-C	-6.25	1.41	1.51
1	fl	169	TYR	CB-CG	-6.25	1.42	1.51
1	je	117	TRP	NE1-CE2	-6.24	1.29	1.37
1	8E	204	ALA	CA-CB	6.24	1.65	1.52
1	aE	149	SER	CA-CB	6.24	1.62	1.52
1	18	132	ARG	CD-NE	6.24	1.57	1.46
1	bz	133	TRP	NE1-CE2	-6.24	1.29	1.37
1	bA	29	GLU	CD-OE1	6.24	1.32	1.25
1	fP	44	SER	CA-CB	6.24	1.62	1.52
1	8N	130	TYR	CE1-CZ	6.24	1.46	1.38
1	bK	145	TYR	CE2-CZ	6.24	1.46	1.38
1	dn	145	TYR	CE2-CZ	6.24	1.46	1.38
1	4N	164	TYR	CG-CD1	6.24	1.47	1.39
1	7G	206	GLY	CA-C	6.24	1.61	1.51
1	9O	149	SER	CA-CB	6.24	1.62	1.52
1	bo	169	TYR	CG-CD2	6.24	1.47	1.39
1	fs	16	SER	CA-CB	6.24	1.62	1.52
1	f	61	GLY	N-CA	6.24	1.55	1.46
1	h6	178	SER	CA-CB	6.24	1.62	1.52
1	jf	125	PRO	N-CA	-6.24	1.36	1.47
1	2f	220	GLY	CA-C	6.24	1.61	1.51
1	8L	29	GLU	CD-OE1	-6.24	1.18	1.25
1	9D	130	TYR	CG-CD2	6.24	1.47	1.39
1	f6	218	CYS	CB-SG	6.24	1.92	1.82
1	gV	178	SER	CA-CB	6.24	1.62	1.52
1	1R	169	TYR	CE2-CZ	6.24	1.46	1.38
1	3s	132	ARG	CD-NE	6.24	1.57	1.46
1	6n	149	SER	CA-CB	6.24	1.62	1.52
1	8d	113	GLU	CD-OE2	6.24	1.32	1.25
1	8W	84	HIS	CA-CB	6.24	1.67	1.53
1	9H	159	GLU	CB-CG	6.24	1.64	1.52
1	dW	221	VAL	CB-CG2	6.24	1.66	1.52
1	hv	164	TYR	CG-CD2	6.24	1.47	1.39
1	kP	117	TRP	CG-CD1	6.24	1.45	1.36
1	b8	117	TRP	NE1-CE2	-6.24	1.29	1.37
1	bp	168	PHE	CE1-CZ	6.24	1.49	1.37
1	bK	159	GLU	CG-CD	6.24	1.61	1.51
1	dk	198	CYS	CB-SG	6.24	1.92	1.82
1	g5	106	GLY	CA-C	-6.24	1.41	1.51

Continued on next page...

Continued from previous page...

Mol	Chain	Res	Type	Atoms	Z	Observed(Å)	Ideal(Å)
1	F	128	GLU	CD-OE1	-6.24	1.18	1.25
1	26	229	ARG	CD-NE	6.23	1.57	1.46
1	41	41	SER	CA-CB	6.23	1.62	1.52
1	6C	132	ARG	CZ-NH2	-6.23	1.25	1.33
1	a6	117	TRP	CG-CD1	6.23	1.45	1.36
1	cR	145	TYR	CB-CG	6.23	1.61	1.51
1	i5	100	ARG	CZ-NH2	-6.23	1.25	1.33
1	iv	144	MET	CA-CB	6.23	1.67	1.53
1	ls	156	GLY	N-CA	6.23	1.55	1.46
1	7j	220	GLY	CA-C	-6.23	1.41	1.51
1	7p	143	ARG	CZ-NH2	-6.23	1.25	1.33
1	be	161	PHE	CG-CD1	6.23	1.48	1.38
1	bF	32	PHE	CG-CD1	6.23	1.48	1.38
1	gl	168	PHE	CG-CD2	6.23	1.48	1.38
1	iV	125	PRO	N-CA	-6.23	1.36	1.47
1	7e	41	SER	CA-CB	6.23	1.62	1.52
1	9k	184	TRP	NE1-CE2	-6.23	1.29	1.37
1	9S	99	PRO	N-CA	-6.23	1.36	1.47
1	kB	186	THR	N-CA	6.23	1.58	1.46
1	lI	219	GLN	C-N	6.23	1.44	1.33
1	3G	130	TYR	CE2-CZ	6.23	1.46	1.38
1	8H	40	PHE	CG-CD1	6.23	1.48	1.38
1	jH	206	GLY	CA-C	-6.23	1.41	1.51
1	l2	127	GLY	CA-C	-6.23	1.41	1.51
1	3Y	168	PHE	CE1-CZ	6.23	1.49	1.37
1	4h	35	GLU	CB-CG	6.23	1.64	1.52
1	4P	178	SER	CB-OG	6.23	1.50	1.42
1	8y	175	GLU	CG-CD	-6.23	1.42	1.51
1	bY	167	ARG	CD-NE	6.23	1.57	1.46
1	v	75	GLU	CD-OE1	6.23	1.32	1.25
1	O	128	GLU	CB-CG	6.23	1.64	1.52
1	im	178	SER	CA-CB	6.23	1.62	1.52
1	8R	18	ARG	CZ-NH2	-6.23	1.25	1.33
1	gC	178	SER	CA-CB	6.22	1.62	1.52
1	8c	167	ARG	CZ-NH2	-6.22	1.25	1.33
1	aA	145	TYR	CG-CD1	6.22	1.47	1.39
1	bu	71	GLU	CD-OE1	6.22	1.32	1.25
1	cw	130	TYR	CB-CG	6.22	1.60	1.51
1	ln	40	PHE	CB-CG	6.22	1.61	1.51
1	ih	60	GLY	CA-C	-6.22	1.41	1.51
1	lo	213	GLU	CD-OE1	6.22	1.32	1.25
1	eH	85	PRO	N-CD	-6.22	1.39	1.47

Continued on next page...

Continued from previous page...

Mol	Chain	Res	Type	Atoms	Z	Observed(Å)	Ideal(Å)
1	4x	213	GLU	C-N	6.22	1.48	1.34
1	a7	164	TYR	CG-CD1	6.22	1.47	1.39
1	kT	149	SER	CA-CB	6.22	1.62	1.52
1	lA	180	GLU	CB-CG	6.22	1.64	1.52
1	3u	184	TRP	CE3-CZ3	6.22	1.49	1.38
1	3W	106	GLY	CA-C	-6.22	1.41	1.51
1	6a	102	SER	CA-CB	6.22	1.62	1.52
1	8l	145	TYR	CE2-CZ	6.22	1.46	1.38
1	9r	145	TYR	CG-CD1	6.22	1.47	1.39
1	dW	226	HIS	N-CA	6.22	1.58	1.46
1	T	130	TYR	CZ-OH	6.22	1.48	1.37
1	1D	106	GLY	CA-C	-6.22	1.42	1.51
1	gK	145	TYR	CG-CD1	6.22	1.47	1.39
1	2A	133	TRP	NE1-CE2	-6.22	1.29	1.37
1	3Y	82	ARG	CD-NE	6.22	1.57	1.46
1	6k	89	GLY	CA-C	6.22	1.61	1.51
1	8F	169	TYR	CB-CG	6.22	1.60	1.51
1	9F	180	GLU	CD-OE2	6.22	1.32	1.25
1	cs	80	TRP	NE1-CE2	-6.22	1.29	1.37
1	gd	169	TYR	CG-CD2	6.22	1.47	1.39
1	hv	106	GLY	N-CA	6.22	1.55	1.46
1	ii	130	TYR	CG-CD1	6.22	1.47	1.39
1	jq	220	GLY	N-CA	6.22	1.55	1.46
1	lq	79	GLU	CB-CG	6.22	1.64	1.52
1	3s	145	TYR	CD1-CE1	6.22	1.48	1.39
1	7l	86	VAL	CB-CG1	6.22	1.66	1.52
1	89	44	SER	CA-CB	6.22	1.62	1.52
1	ac	113	GLU	CD-OE1	6.22	1.32	1.25
1	lk	93	PRO	CA-CB	6.22	1.66	1.53
1	dx	157	PRO	N-CA	-6.22	1.36	1.47
1	3Y	85	PRO	N-CD	6.21	1.56	1.47
1	7E	127	GLY	CA-C	6.21	1.61	1.51
1	di	168	PHE	CB-CG	-6.21	1.40	1.51
1	eg	41	SER	CA-CB	6.21	1.62	1.52
1	eo	161	PHE	CG-CD2	6.21	1.48	1.38
1	e	82	ARG	CZ-NH1	-6.21	1.25	1.33
1	4	1	PRO	CA-C	-6.21	1.40	1.52
1	aJ	212	GLU	CD-OE1	-6.21	1.18	1.25
1	gj	146	SER	CA-CB	6.21	1.62	1.52
1	iR	154	ARG	CA-CB	6.21	1.67	1.53
1	lS	82	ARG	CZ-NH2	-6.21	1.25	1.33
1	jK	71	GLU	CD-OE1	6.21	1.32	1.25

Continued on next page...

Continued from previous page...

Mol	Chain	Res	Type	Atoms	Z	Observed(Å)	Ideal(Å)
1	km	30	LYS	CA-CB	6.21	1.67	1.53
1	kQ	159	GLU	CD-OE2	6.21	1.32	1.25
1	99	97	ARG	CD-NE	6.21	1.57	1.46
1	10	145	TYR	CZ-OH	6.21	1.48	1.37
1	dW	125	PRO	N-CD	-6.21	1.39	1.47
1	eu	122	PRO	N-CD	-6.21	1.39	1.47
1	fn	224	PRO	CA-C	6.21	1.65	1.52
1	X	130	TYR	CE1-CZ	6.21	1.46	1.38
1	kq	164	TYR	CG-CD1	6.21	1.47	1.39
1	2N	32	PHE	CB-CG	6.21	1.61	1.51
1	5	169	TYR	CZ-OH	6.21	1.48	1.37
1	hR	169	TYR	CZ-OH	6.21	1.48	1.37
1	5t	40	PHE	CD2-CE2	6.21	1.51	1.39
1	8J	130	TYR	CE2-CZ	6.21	1.46	1.38
1	bM	146	SER	CA-CB	-6.21	1.43	1.52
1	ea	229	ARG	NE-CZ	-6.21	1.25	1.33
1	0	100	ARG	CZ-NH1	-6.21	1.25	1.33
1	iv	102	SER	CA-CB	6.21	1.62	1.52
1	iU	145	TYR	CE1-CZ	6.21	1.46	1.38
1	26	154	ARG	CD-NE	6.21	1.57	1.46
1	5M	80	TRP	CD2-CE2	6.21	1.48	1.41
1	dT	116	GLY	CA-C	6.21	1.61	1.51
1	fn	161	PHE	CG-CD2	6.21	1.48	1.38
1	1Q	146	SER	C-N	6.21	1.46	1.34
1	lQ	106	GLY	CA-C	-6.21	1.42	1.51
1	73	39	MET	CA-CB	6.21	1.67	1.53
1	jK	80	TRP	NE1-CE2	-6.20	1.29	1.37
1	k6	149	SER	CA-CB	6.20	1.62	1.52
1	2T	213	GLU	CD-OE1	6.20	1.32	1.25
1	9r	187	GLU	CB-CG	6.20	1.64	1.52
1	aM	92	GLU	CD-OE2	6.20	1.32	1.25
1	bh	133	TRP	CD2-CE3	6.20	1.49	1.40
1	eq	175	GLU	CD-OE1	6.20	1.32	1.25
1	5V	149	SER	CA-CB	6.20	1.62	1.52
1	7R	106	GLY	CA-C	-6.20	1.42	1.51
1	cc	164	TYR	CG-CD1	6.20	1.47	1.39
1	cd	29	GLU	CA-CB	6.20	1.67	1.53
1	dy	26	VAL	CB-CG2	6.20	1.65	1.52
1	g2	164	TYR	CB-CG	6.20	1.60	1.51
1	gN	198	CYS	CB-SG	6.20	1.92	1.82
1	gR	143	ARG	CD-NE	6.20	1.56	1.46
1	hv	44	SER	CB-OG	-6.20	1.34	1.42

Continued on next page...

Continued from previous page...

Mol	Chain	Res	Type	Atoms	Z	Observed(Å)	Ideal(Å)
1	jd	1	PRO	N-CD	6.20	1.56	1.47
1	jX	80	TRP	NE1-CE2	-6.20	1.29	1.37
1	4b	100	ARG	CZ-NH1	-6.20	1.25	1.33
1	7m	155	GLN	C-N	6.20	1.44	1.33
1	f6	133	TRP	NE1-CE2	-6.20	1.29	1.37
1	fG	41	SER	CA-CB	6.20	1.62	1.52
1	gx	49	PRO	N-CD	-6.20	1.39	1.47
1	kQ	102	SER	CB-OG	6.20	1.50	1.42
1	2R	206	GLY	CA-C	-6.20	1.42	1.51
1	39	224	PRO	C-N	6.20	1.44	1.33
1	3y	139	ASN	CB-CG	6.20	1.65	1.51
1	3M	154	ARG	CD-NE	6.20	1.56	1.46
1	3W	206	GLY	N-CA	6.20	1.55	1.46
1	aU	101	GLY	N-CA	6.20	1.55	1.46
1	bu	16	SER	CA-CB	6.20	1.62	1.52
1	c0	32	PHE	CG-CD1	6.20	1.48	1.38
1	dw	187	GLU	CD-OE2	6.20	1.32	1.25
1	1r	164	TYR	CG-CD2	6.20	1.47	1.39
1	fM	82	ARG	CD-NE	6.20	1.56	1.46
1	jf	168	PHE	CG-CD2	6.20	1.48	1.38
1	1D	32	PHE	CG-CD2	6.20	1.48	1.38
1	kJ	169	TYR	CG-CD2	6.20	1.47	1.39
1	2D	32	PHE	CE1-CZ	6.20	1.49	1.37
1	2D	168	PHE	CG-CD2	6.20	1.48	1.38
1	4v	130	TYR	CB-CG	-6.20	1.42	1.51
1	5f	29	GLU	CB-CG	6.20	1.64	1.52
1	9M	32	PHE	CG-CD1	6.20	1.48	1.38
1	a1	128	GLU	CD-OE2	-6.20	1.18	1.25
1	bq	101	GLY	CA-C	-6.20	1.42	1.51
1	eJ	168	PHE	CB-CG	6.20	1.61	1.51
1	eS	82	ARG	CZ-NH2	-6.20	1.25	1.33
1	lc	164	TYR	CE1-CZ	6.19	1.46	1.38
1	3i	161	PHE	CG-CD2	6.19	1.48	1.38
1	6R	28	GLU	CD-OE1	-6.19	1.18	1.25
1	eW	224	PRO	C-N	6.19	1.44	1.33
1	1D	72	THR	N-CA	6.19	1.58	1.46
1	iX	215	MET	CA-CB	6.19	1.67	1.53
1	k0	212	GLU	CD-OE1	6.19	1.32	1.25
1	2q	126	VAL	C-N	6.19	1.44	1.33
1	3l	8	GLY	CA-C	-6.19	1.42	1.51
1	6k	18	ARG	CZ-NH2	-6.19	1.25	1.33
1	9H	126	VAL	C-N	6.19	1.44	1.33

Continued on next page...

Continued from previous page...

Mol	Chain	Res	Type	Atoms	Z	Observed(Å)	Ideal(Å)
1	b7	143	ARG	CA-CB	6.19	1.67	1.53
1	bD	212	GLU	CD-OE1	6.19	1.32	1.25
1	ek	161	PHE	CG-CD1	6.19	1.48	1.38
1	ik	80	TRP	CG-CD1	6.19	1.45	1.36
1	6G	1	PRO	N-CD	6.19	1.56	1.47
1	8Y	113	GLU	CD-OE2	6.19	1.32	1.25
1	ae	145	TYR	CZ-OH	6.19	1.48	1.37
1	l3	221	VAL	C-N	6.19	1.44	1.33
1	eP	161	PHE	CB-CG	6.19	1.61	1.51
1	fm	16	SER	CA-CB	6.19	1.62	1.52
1	6n	71	GLU	CB-CG	6.19	1.64	1.52
1	l0	33	SER	CB-OG	6.19	1.50	1.42
1	hZ	169	TYR	CZ-OH	6.19	1.48	1.37
1	kw	169	TYR	CE2-CZ	6.19	1.46	1.38
1	9N	123	PRO	N-CD	-6.19	1.39	1.47
1	a6	133	TRP	CD2-CE2	6.19	1.48	1.41
1	f3	225	GLY	N-CA	6.19	1.55	1.46
1	kc	7	GLN	CA-CB	6.19	1.67	1.53
1	e2	156	GLY	N-CA	6.19	1.55	1.46
1	hC	33	SER	CA-CB	6.18	1.62	1.52
1	jB	92	GLU	CD-OE1	6.18	1.32	1.25
1	2L	80	TRP	CD2-CE2	6.18	1.48	1.41
1	46	75	GLU	CD-OE1	6.18	1.32	1.25
1	4k	149	SER	CB-OG	6.18	1.50	1.42
1	4Y	221	VAL	C-N	6.18	1.44	1.33
1	5x	218	CYS	CB-SG	-6.18	1.71	1.82
1	6m	175	GLU	CB-CG	6.18	1.64	1.52
1	9Q	82	ARG	CZ-NH1	-6.18	1.25	1.33
1	lc	42	ALA	N-CA	6.18	1.58	1.46
1	fl	130	TYR	CG-CD2	6.18	1.47	1.39
1	8c	146	SER	CA-CB	6.18	1.62	1.52
1	9M	79	GLU	CG-CD	-6.18	1.42	1.51
1	c7	167	ARG	CZ-NH1	-6.18	1.25	1.33
1	cr	93	PRO	N-CD	-6.18	1.39	1.47
1	dp	130	TYR	CZ-OH	6.18	1.48	1.37
1	g9	59	VAL	C-N	6.18	1.44	1.33
1	jq	180	GLU	CG-CD	-6.18	1.42	1.51
1	4f	128	GLU	CG-CD	6.18	1.61	1.51
1	cb	23	TRP	CD2-CE3	-6.18	1.31	1.40
1	cy	44	SER	CA-CB	6.18	1.62	1.52
1	fL	142	VAL	CA-CB	-6.18	1.41	1.54
1	i9	75	GLU	CD-OE2	6.18	1.32	1.25

Continued on next page...

Continued from previous page...

Mol	Chain	Res	Type	Atoms	Z	Observed(Å)	Ideal(Å)
1	iP	116	GLY	CA-C	-6.18	1.42	1.51
1	20	45	GLU	C-N	6.18	1.44	1.33
1	20	48	THR	C-N	-6.18	1.22	1.34
1	2S	143	ARG	CZ-NH2	-6.18	1.25	1.33
1	ai	154	ARG	CB-CG	6.18	1.69	1.52
1	lj	40	PHE	CB-CG	6.18	1.61	1.51
1	fG	180	GLU	CB-CG	6.18	1.63	1.52
1	fU	105	ALA	C-N	6.18	1.44	1.33
1	k4	168	PHE	CG-CD2	6.18	1.48	1.38
1	2N	93	PRO	N-CD	-6.18	1.39	1.47
1	6V	133	TRP	CD2-CE2	6.18	1.48	1.41
1	8Y	154	ARG	CD-NE	6.18	1.56	1.46
1	1k	40	PHE	CB-CG	6.18	1.61	1.51
1	js	89	GLY	CA-C	-6.18	1.42	1.51
1	6y	76	GLU	CB-CG	6.18	1.63	1.52
1	6H	123	PRO	CA-CB	6.18	1.66	1.53
1	f	145	TYR	CG-CD2	6.18	1.47	1.39
1	hk	143	ARG	CD-NE	6.17	1.56	1.46
1	3Q	100	ARG	CZ-NH1	-6.17	1.25	1.33
1	4z	169	TYR	CZ-OH	6.17	1.48	1.37
1	5T	130	TYR	CE2-CZ	6.17	1.46	1.38
1	6G	128	GLU	CG-CD	6.17	1.61	1.51
1	7K	164	TYR	CG-CD1	6.17	1.47	1.39
1	aJ	45	GLU	CD-OE2	6.17	1.32	1.25
1	dp	184	TRP	CD1-NE1	6.17	1.48	1.38
1	fg	32	PHE	CG-CD2	6.17	1.48	1.38
1	gg	128	GLU	CD-OE2	6.17	1.32	1.25
1	gs	162	ARG	CZ-NH2	-6.17	1.25	1.33
1	lJ	207	PRO	N-CD	6.17	1.56	1.47
1	7g	220	GLY	CA-C	-6.17	1.42	1.51
1	8K	132	ARG	CD-NE	6.17	1.56	1.46
1	jx	71	GLU	CG-CD	6.17	1.61	1.51
1	jS	117	TRP	CD2-CE3	-6.17	1.31	1.40
1	6H	168	PHE	CG-CD1	6.17	1.48	1.38
1	8Z	169	TYR	CD2-CE2	6.17	1.48	1.39
1	I	62	HIS	CG-CD2	6.17	1.46	1.35
1	g8	64	ALA	CA-CB	6.17	1.65	1.52
1	lL	1	PRO	N-CD	6.17	1.56	1.47
1	iF	80	TRP	CD2-CE2	6.17	1.48	1.41
1	jz	198	CYS	CB-SG	-6.17	1.71	1.82
1	3c	60	GLY	CA-C	-6.17	1.42	1.51
1	6g	122	PRO	N-CD	-6.17	1.39	1.47

Continued on next page...

Continued from previous page...

Mol	Chain	Res	Type	Atoms	Z	Observed(Å)	Ideal(Å)
1	6k	162	ARG	CZ-NH2	-6.17	1.25	1.33
1	fD	32	PHE	CG-CD2	6.17	1.48	1.38
1	hh	59	VAL	C-N	6.17	1.44	1.33
1	3r	169	TYR	CD2-CE2	6.17	1.48	1.39
1	6n	166	ASP	CA-CB	6.17	1.67	1.53
1	7h	44	SER	CA-CB	6.17	1.62	1.52
1	7L	164	TYR	CE1-CZ	6.17	1.46	1.38
1	b0	169	TYR	CD1-CE1	6.17	1.48	1.39
1	iP	184	TRP	NE1-CE2	-6.17	1.29	1.37
1	j8	86	VAL	CA-CB	-6.17	1.41	1.54
1	jO	225	GLY	N-CA	6.17	1.55	1.46
1	kE	159	GLU	CB-CG	6.17	1.63	1.52
1	3M	127	GLY	CA-C	-6.17	1.42	1.51
1	3W	145	TYR	CZ-OH	6.17	1.48	1.37
1	89	45	GLU	CG-CD	6.17	1.61	1.51
1	8V	167	ARG	CD-NE	6.17	1.56	1.46
1	bj	187	GLU	CG-CD	-6.17	1.42	1.51
1	18	203	LYS	CA-CB	6.17	1.67	1.53
1	cD	16	SER	CA-CB	6.17	1.62	1.52
1	cI	145	TYR	CZ-OH	6.17	1.48	1.37
1	1w	82	ARG	CZ-NH2	-6.17	1.25	1.33
1	84	27	VAL	CB-CG2	6.17	1.65	1.52
1	8s	128	GLU	CG-CD	-6.17	1.42	1.51
1	S	75	GLU	CD-OE2	6.17	1.32	1.25
1	1J	130	TYR	CE1-CZ	6.16	1.46	1.38
1	iA	156	GLY	CA-C	6.16	1.61	1.51
1	iU	178	SER	CB-OG	6.16	1.50	1.42
1	k3	180	GLU	CD-OE2	6.16	1.32	1.25
1	l9	98	GLU	CD-OE2	6.16	1.32	1.25
1	3Y	50	GLN	CG-CD	6.16	1.65	1.51
1	4K	149	SER	CA-CB	6.16	1.62	1.52
1	63	1	PRO	N-CD	6.16	1.56	1.47
1	9n	40	PHE	CG-CD2	-6.16	1.29	1.38
1	at	184	TRP	NE1-CE2	-6.16	1.29	1.37
1	cf	80	TRP	CD1-NE1	-6.16	1.27	1.38
1	dx	100	ARG	CZ-NH1	-6.16	1.25	1.33
1	ll	101	GLY	CA-C	6.16	1.61	1.51
1	lo	3	VAL	CA-CB	-6.16	1.41	1.54
1	E	130	TYR	CE1-CZ	6.16	1.46	1.38
1	X	100	ARG	CD-NE	6.16	1.56	1.46
1	ie	130	TYR	CG-CD1	6.16	1.47	1.39
1	io	106	GLY	CA-C	-6.16	1.42	1.51

Continued on next page...

Continued from previous page...

Mol	Chain	Res	Type	Atoms	Z	Observed(Å)	Ideal(Å)
1	kS	130	TYR	CE2-CZ	6.16	1.46	1.38
1	ld	157	PRO	CA-CB	6.16	1.65	1.53
1	7m	117	TRP	CD2-CE2	6.16	1.48	1.41
1	aY	146	SER	CA-CB	6.16	1.62	1.52
1	bp	149	SER	CA-CB	6.16	1.62	1.52
1	jk	145	TYR	CB-CG	6.16	1.60	1.51
1	6q	194	ALA	CA-CB	6.16	1.65	1.52
1	87	16	SER	C-N	-6.16	1.22	1.34
1	aG	154	ARG	CD-NE	6.16	1.56	1.46
1	dL	149	SER	CA-CB	6.16	1.62	1.52
1	ed	145	TYR	CB-CG	6.16	1.60	1.51
1	gr	16	SER	CB-OG	6.16	1.50	1.42
1	gx	52	LEU	N-CA	-6.16	1.34	1.46
1	ic	164	TYR	CG-CD1	6.16	1.47	1.39
1	5y	62	HIS	CB-CG	-6.16	1.39	1.50
1	65	76	GLU	CD-OE2	6.16	1.32	1.25
1	8U	76	GLU	CG-CD	-6.16	1.42	1.51
1	dd	171	THR	N-CA	6.16	1.58	1.46
1	g3	133	TRP	NE1-CE2	6.16	1.45	1.37
1	gr	87	HIS	CA-CB	6.16	1.67	1.53
1	lI	169	TYR	CE1-CZ	6.16	1.46	1.38
1	as	224	PRO	N-CD	-6.16	1.39	1.47
1	dG	160	PRO	CA-C	6.16	1.65	1.52
1	eb	162	ARG	CD-NE	6.16	1.56	1.46
1	lx	207	PRO	N-CD	-6.16	1.39	1.47
1	j3	130	TYR	CG-CD2	6.16	1.47	1.39
1	47	146	SER	CA-CB	6.16	1.62	1.52
1	4e	26	VAL	CB-CG1	6.16	1.65	1.52
1	4Q	146	SER	CB-OG	6.16	1.50	1.42
1	4Z	32	PHE	CB-CG	6.16	1.61	1.51
1	ax	178	SER	CA-CB	6.16	1.62	1.52
1	b3	16	SER	CA-CB	6.16	1.62	1.52
1	bi	145	TYR	CE1-CZ	6.16	1.46	1.38
1	2e	92	GLU	CG-CD	6.15	1.61	1.51
1	8V	49	PRO	N-CA	6.15	1.57	1.47
1	a7	32	PHE	CG-CD1	6.15	1.48	1.38
1	h8	86	VAL	CB-CG1	6.15	1.65	1.52
1	2L	149	SER	CA-CB	6.15	1.62	1.52
1	4y	66	MET	CG-SD	-6.15	1.65	1.81
1	4A	45	GLU	C-N	6.15	1.44	1.33
1	5H	92	GLU	CD-OE2	6.15	1.32	1.25
1	7v	143	ARG	CD-NE	6.15	1.56	1.46

Continued on next page...

Continued from previous page...

Mol	Chain	Res	Type	Atoms	Z	Observed(Å)	Ideal(Å)
1	9z	177	ALA	CA-CB	6.15	1.65	1.52
1	d2	207	PRO	N-CA	-6.15	1.36	1.47
1	f1	76	GLU	CD-OE1	6.15	1.32	1.25
1	fp	41	SER	CA-CB	6.15	1.62	1.52
1	fD	89	GLY	CA-C	-6.15	1.42	1.51
1	gb	162	ARG	NE-CZ	-6.15	1.25	1.33
1	gh	169	TYR	CG-CD1	6.15	1.47	1.39
1	hP	229	ARG	CZ-NH2	-6.15	1.25	1.33
1	i8	149	SER	CA-CB	6.15	1.62	1.52
1	61	28	GLU	CB-CG	6.15	1.63	1.52
1	6j	122	PRO	N-CD	-6.15	1.39	1.47
1	9u	79	GLU	CB-CG	6.15	1.63	1.52
1	5	149	SER	CA-CB	6.15	1.62	1.52
1	kt	80	TRP	CG-CD1	6.15	1.45	1.36
1	3k	40	PHE	CE1-CZ	6.15	1.49	1.37
1	7q	35	GLU	CD-OE2	6.15	1.32	1.25
1	lz	161	PHE	CG-CD2	6.15	1.48	1.38
1	3M	122	PRO	N-CD	-6.15	1.39	1.47
1	3Z	99	PRO	N-CD	-6.15	1.39	1.47
1	7B	161	PHE	CG-CD2	6.15	1.48	1.38
1	8R	169	TYR	CZ-OH	6.15	1.48	1.37
1	V	17	PRO	N-CA	6.15	1.57	1.47
1	ly	71	GLU	CB-CG	6.15	1.63	1.52
1	9h	187	GLU	CD-OE2	6.15	1.32	1.25
1	eZ	99	PRO	N-CD	-6.15	1.39	1.47
1	fT	128	GLU	CB-CG	6.15	1.63	1.52
1	3d	130	TYR	CE1-CZ	6.14	1.46	1.38
1	4F	64	ALA	CA-CB	6.14	1.65	1.52
1	59	117	TRP	CD1-NE1	6.14	1.48	1.38
1	5B	32	PHE	CB-CG	6.14	1.61	1.51
1	df	75	GLU	CG-CD	6.14	1.61	1.51
1	hO	149	SER	CA-CB	6.14	1.62	1.52
1	1S	180	GLU	CG-CD	6.14	1.61	1.51
1	7P	44	SER	CA-CB	6.14	1.62	1.52
1	dL	46	GLY	CA-C	6.14	1.61	1.51
1	kP	130	TYR	CZ-OH	6.14	1.48	1.37
1	aR	97	ARG	CD-NE	6.14	1.56	1.46
1	bX	71	GLU	CD-OE1	6.14	1.32	1.25
1	ch	131	LYS	CD-CE	6.14	1.66	1.51
1	yg	169	TYR	CG-CD2	6.14	1.47	1.39
1	42	41	SER	CA-CB	6.14	1.62	1.52
1	5K	199	LYS	CA-CB	6.14	1.67	1.53

Continued on next page...

Continued from previous page...

Mol	Chain	Res	Type	Atoms	Z	Observed(Å)	Ideal(Å)
1	9I	98	GLU	CD-OE2	6.14	1.32	1.25
1	9K	23	TRP	NE1-CE2	-6.14	1.29	1.37
1	9M	102	SER	CA-CB	6.14	1.62	1.52
1	dh	156	GLY	CA-C	6.14	1.61	1.51
1	eF	35	GLU	CG-CD	6.14	1.61	1.51
1	fR	81	ASP	CA-CB	6.14	1.67	1.53
1	gj	187	GLU	CD-OE1	6.14	1.32	1.25
1	1X	165	VAL	CB-CG2	6.14	1.65	1.52
1	3v	31	ALA	CA-CB	6.14	1.65	1.52
1	6I	229	ARG	CD-NE	6.14	1.56	1.46
1	c4	167	ARG	CD-NE	6.14	1.56	1.46
1	et	178	SER	CA-CB	6.14	1.62	1.52
1	fG	90	PRO	N-CD	-6.14	1.39	1.47
1	gf	146	SER	CB-OG	6.14	1.50	1.42
1	gL	169	TYR	CE2-CZ	-6.14	1.30	1.38
1	jZ	92	GLU	CB-CG	6.14	1.63	1.52
1	3K	184	TRP	CD2-CE2	6.14	1.48	1.41
1	7m	49	PRO	N-CD	-6.14	1.39	1.47
1	9l	169	TYR	CG-CD2	6.14	1.47	1.39
1	10	206	GLY	CA-C	6.14	1.61	1.51
1	hc	149	SER	CA-CB	6.13	1.62	1.52
1	hS	184	TRP	CG-CD1	6.13	1.45	1.36
1	ik	61	GLY	N-CA	6.13	1.55	1.46
1	la	164	TYR	CE2-CZ	6.13	1.46	1.38
1	5N	100	ARG	CZ-NH1	-6.13	1.25	1.33
1	6m	169	TYR	CG-CD2	6.13	1.47	1.39
1	c2	207	PRO	N-CD	6.13	1.56	1.47
1	fc	223	GLY	N-CA	6.13	1.55	1.46
1	h4	169	TYR	CB-CG	6.13	1.60	1.51
1	3K	145	TYR	CG-CD2	6.13	1.47	1.39
1	8V	81	ASP	N-CA	6.13	1.58	1.46
1	am	192	GLN	CG-CD	6.13	1.65	1.51
1	db	164	TYR	CB-CG	6.13	1.60	1.51
1	e1	149	SER	CA-CB	6.13	1.62	1.52
1	gD	164	TYR	CE2-CZ	6.13	1.46	1.38
1	kr	133	TRP	CG-CD1	6.13	1.45	1.36
1	lc	221	VAL	C-N	6.13	1.44	1.33
1	2M	224	PRO	N-CD	-6.13	1.39	1.47
1	4l	44	SER	CA-CB	6.13	1.62	1.52
1	52	173	ARG	CZ-NH2	-6.13	1.25	1.33
1	6H	223	GLY	CA-C	-6.13	1.42	1.51
1	aH	45	GLU	CD-OE1	6.13	1.32	1.25

Continued on next page...

Continued from previous page...

Mol	Chain	Res	Type	Atoms	Z	Observed(Å)	Ideal(Å)
1	bh	175	GLU	CD-OE1	-6.13	1.19	1.25
1	1c	145	TYR	CZ-OH	6.13	1.48	1.37
1	ci	151	LEU	CA-CB	6.13	1.67	1.53
1	1k	33	SER	CA-CB	6.13	1.62	1.52
1	dF	34	PRO	CA-C	6.13	1.65	1.52
1	fl	106	GLY	N-CA	-6.13	1.36	1.46
1	ib	28	GLU	CG-CD	-6.13	1.42	1.51
1	6S	41	SER	CA-CB	6.13	1.62	1.52
1	17	92	GLU	CG-CD	-6.13	1.42	1.51
1	2F	128	GLU	CB-CG	6.13	1.63	1.52
1	6I	164	TYR	CG-CD2	6.13	1.47	1.39
1	8q	45	GLU	CB-CG	6.13	1.63	1.52
1	1q	98	GLU	CG-CD	-6.13	1.42	1.51
1	gw	93	PRO	N-CD	6.13	1.56	1.47
1	hV	132	ARG	CD-NE	6.13	1.56	1.46
1	ig	184	TRP	CE3-CZ3	6.13	1.48	1.38
1	kV	1	PRO	N-CD	6.13	1.56	1.47
1	dx	50	GLN	CA-CB	6.13	1.67	1.53
1	f3	80	TRP	NE1-CE2	-6.13	1.29	1.37
1	c	100	ARG	CD-NE	6.13	1.56	1.46
1	1	35	GLU	CB-CG	6.13	1.63	1.52
1	w	16	SER	CA-CB	6.13	1.62	1.52
1	h9	113	GLU	CD-OE2	6.12	1.32	1.25
1	ho	187	GLU	CB-CG	6.12	1.63	1.52
1	iX	82	ARG	CZ-NH1	-6.12	1.25	1.33
1	jy	35	GLU	CB-CG	6.12	1.63	1.52
1	5Z	18	ARG	NE-CZ	6.12	1.41	1.33
1	7k	100	ARG	CZ-NH2	-6.12	1.25	1.33
1	7v	159	GLU	CD-OE1	6.12	1.32	1.25
1	aN	147	PRO	N-CD	-6.12	1.39	1.47
1	gY	161	PHE	CB-CG	-6.12	1.41	1.51
1	h6	41	SER	CA-CB	6.12	1.62	1.52
1	2l	7	GLN	C-N	6.12	1.44	1.33
1	2q	169	TYR	CG-CD2	6.12	1.47	1.39
1	8e	123	PRO	CA-CB	6.12	1.65	1.53
1	8H	33	SER	CA-CB	6.12	1.62	1.52
1	9n	164	TYR	CE1-CZ	6.12	1.46	1.38
1	9r	75	GLU	CD-OE1	6.12	1.32	1.25
1	bh	84	HIS	C-N	6.12	1.45	1.34
1	f0	164	TYR	CB-CG	6.12	1.60	1.51
1	fq	212	GLU	CD-OE1	6.12	1.32	1.25
1	hT	17	PRO	N-CD	6.12	1.56	1.47

Continued on next page...

Continued from previous page...

Mol	Chain	Res	Type	Atoms	Z	Observed(Å)	Ideal(Å)
1	iP	154	ARG	CD-NE	6.12	1.56	1.46
1	jr	180	GLU	CG-CD	6.12	1.61	1.51
1	k9	132	ARG	CZ-NH2	-6.12	1.25	1.33
1	3D	97	ARG	CZ-NH1	-6.12	1.25	1.33
1	4A	145	TYR	CG-CD2	6.12	1.47	1.39
1	7N	92	GLU	CG-CD	6.12	1.61	1.51
1	8N	29	GLU	CB-CG	6.12	1.63	1.52
1	ja	132	ARG	NE-CZ	6.12	1.41	1.33
1	jc	40	PHE	CB-CG	6.12	1.61	1.51
1	kA	143	ARG	CZ-NH1	-6.12	1.25	1.33
1	ls	130	TYR	CG-CD2	6.12	1.47	1.39
1	3B	92	GLU	CB-CG	6.12	1.63	1.52
1	4k	92	GLU	CB-CG	6.12	1.63	1.52
1	4L	97	ARG	CZ-NH2	-6.12	1.25	1.33
1	e1	130	TYR	CE1-CZ	6.12	1.46	1.38
1	gy	100	ARG	CD-NE	6.12	1.56	1.46
1	gS	18	ARG	N-CA	-6.12	1.34	1.46
1	h0	60	GLY	CA-C	-6.12	1.42	1.51
1	hG	100	ARG	NE-CZ	6.12	1.41	1.33
1	hg	34	PRO	N-CA	-6.12	1.36	1.47
1	2L	185	MET	CA-CB	6.12	1.67	1.53
1	6p	102	SER	CA-CB	6.12	1.62	1.52
1	dt	44	SER	CA-CB	6.12	1.62	1.52
1	gW	13	GLN	CA-CB	6.12	1.67	1.53
1	bm	45	GLU	CG-CD	6.12	1.61	1.51
1	1I	44	SER	CA-CB	6.12	1.62	1.52
1	hq	143	ARG	CZ-NH2	-6.12	1.25	1.33
1	4w	220	GLY	CA-C	-6.12	1.42	1.51
1	4M	133	TRP	NE1-CE2	-6.12	1.29	1.37
1	50	137	GLY	CA-C	-6.12	1.42	1.51
1	6P	163	ASP	CB-CG	-6.12	1.39	1.51
1	14	212	GLU	CB-CG	6.12	1.63	1.52
1	ej	79	GLU	CD-OE1	-6.12	1.19	1.25
1	fZ	145	TYR	CE2-CZ	6.12	1.46	1.38
1	Q	146	SER	CB-OG	-6.12	1.34	1.42
1	9	126	VAL	CA-CB	-6.12	1.42	1.54
1	4t	79	GLU	CB-CG	6.11	1.63	1.52
1	5D	44	SER	CA-CB	6.11	1.62	1.52
1	7y	16	SER	CA-CB	6.11	1.62	1.52
1	8y	169	TYR	CE1-CZ	6.11	1.46	1.38
1	dL	109	SER	CA-CB	6.11	1.62	1.52
1	fX	164	TYR	CZ-OH	6.11	1.48	1.37

Continued on next page...

Continued from previous page...

Mol	Chain	Res	Type	Atoms	Z	Observed(Å)	Ideal(Å)
1	lm	225	GLY	CA-C	6.11	1.61	1.51
1	2z	180	GLU	CB-CG	6.11	1.63	1.52
1	aX	33	SER	CA-CB	6.11	1.62	1.52
1	bf	40	PHE	CG-CD1	6.11	1.48	1.38
1	fx	143	ARG	CA-CB	6.11	1.67	1.53
1	iJ	45	GLU	CD-OE1	6.11	1.32	1.25
1	iT	196	PRO	N-CD	-6.11	1.39	1.47
1	l4	132	ARG	CD-NE	6.11	1.56	1.46
1	aq	164	TYR	CB-CG	-6.11	1.42	1.51
1	aV	88	ALA	CA-CB	6.11	1.65	1.52
1	cI	90	PRO	CA-CB	6.11	1.65	1.53
1	cY	120	HIS	CB-CG	6.11	1.61	1.50
1	fQ	75	GLU	CB-CG	6.11	1.63	1.52
1	V	162	ARG	CD-NE	6.11	1.56	1.46
1	3g	228	ALA	CA-CB	6.11	1.65	1.52
1	5y	41	SER	CB-OG	6.11	1.50	1.42
1	h3	1	PRO	N-CD	6.11	1.56	1.47
1	3P	125	PRO	N-CD	-6.11	1.39	1.47
1	60	212	GLU	CD-OE2	6.11	1.32	1.25
1	9C	213	GLU	CD-OE1	-6.11	1.19	1.25
1	1a	82	ARG	CD-NE	6.11	1.56	1.46
1	ft	132	ARG	CZ-NH1	-6.11	1.25	1.33
1	fA	162	ARG	CD-NE	6.11	1.56	1.46
1	fD	184	TRP	CD2-CE2	6.11	1.48	1.41
1	fY	29	GLU	CB-CG	6.11	1.63	1.52
1	z	80	TRP	CD2-CE3	6.11	1.49	1.40
1	ik	164	TYR	CE1-CZ	6.11	1.46	1.38
1	io	1	PRO	N-CD	6.11	1.56	1.47
1	57	16	SER	CB-OG	-6.11	1.34	1.42
1	6B	178	SER	CA-CB	6.11	1.62	1.52
1	71	92	GLU	CB-CG	6.11	1.63	1.52
1	bC	45	GLU	CG-CD	-6.11	1.42	1.51
1	cI	145	TYR	CE2-CZ	6.11	1.46	1.38
1	gl	85	PRO	CA-CB	6.10	1.65	1.53
1	hE	222	GLY	CA-C	-6.10	1.42	1.51
1	jf	60	GLY	CA-C	-6.10	1.42	1.51
1	dX	60	GLY	N-CA	6.10	1.55	1.46
1	fu	178	SER	CA-CB	6.10	1.62	1.52
1	x	102	SER	CA-CB	6.10	1.62	1.52
1	hU	178	SER	CA-CB	6.10	1.62	1.52
1	ip	80	TRP	NE1-CE2	-6.10	1.29	1.37
1	kA	162	ARG	CD-NE	6.10	1.56	1.46

Continued on next page...

Continued from previous page...

Mol	Chain	Res	Type	Atoms	Z	Observed(Å)	Ideal(Å)
1	24	169	TYR	CG-CD1	6.10	1.47	1.39
1	2B	71	GLU	CD-OE2	6.10	1.32	1.25
1	6q	90	PRO	N-CD	-6.10	1.39	1.47
1	8w	8	GLY	CA-C	6.10	1.61	1.51
1	97	16	SER	CA-CB	6.10	1.62	1.52
1	a8	35	GLU	CD-OE2	6.10	1.32	1.25
1	dt	229	ARG	CZ-NH1	-6.10	1.25	1.33
1	1v	117	TRP	NE1-CE2	-6.10	1.29	1.37
1	hK	113	GLU	CB-CG	6.10	1.63	1.52
1	ls	169	TYR	CG-CD2	6.10	1.47	1.39
1	4R	169	TYR	CG-CD2	6.10	1.47	1.39
1	5e	99	PRO	N-CD	-6.10	1.39	1.47
1	N	85	PRO	N-CD	-6.10	1.39	1.47
1	i7	45	GLU	CG-CD	6.10	1.61	1.51
1	iC	97	ARG	CZ-NH1	-6.10	1.25	1.33
1	jr	178	SER	CB-OG	6.10	1.50	1.42
1	3M	44	SER	CA-CB	6.10	1.62	1.52
1	aC	14	ALA	CA-CB	6.10	1.65	1.52
1	c9	187	GLU	CD-OE1	6.10	1.32	1.25
1	H	188	THR	CA-C	-6.10	1.37	1.52
1	gd	41	SER	CA-CB	6.10	1.62	1.52
1	gO	169	TYR	CG-CD2	6.10	1.47	1.39
1	iM	182	LYS	N-CA	-6.10	1.34	1.46
1	j5	144	MET	CA-CB	6.10	1.67	1.53
1	4I	38	PRO	CA-CB	6.10	1.65	1.53
1	6i	133	TRP	NE1-CE2	6.10	1.45	1.37
1	76	23	TRP	CG-CD1	6.10	1.45	1.36
1	8P	164	TYR	CB-CG	-6.10	1.42	1.51
1	c7	71	GLU	CG-CD	6.10	1.61	1.51
1	d	104	ILE	N-CA	6.10	1.58	1.46
1	U	49	PRO	N-CD	-6.10	1.39	1.47
1	hu	218	CYS	CB-SG	6.10	1.92	1.82
1	5P	164	TYR	CG-CD1	6.10	1.47	1.39
1	ja	168	PHE	CE1-CZ	6.09	1.49	1.37
1	lO	187	GLU	CB-CG	6.09	1.63	1.52
1	2x	161	PHE	CG-CD1	6.09	1.47	1.38
1	5L	159	GLU	CA-CB	6.09	1.67	1.53
1	8Z	87	HIS	CB-CG	6.09	1.61	1.50
1	dv	159	GLU	CG-CD	6.09	1.61	1.51
1	lI	229	ARG	CZ-NH1	-6.09	1.25	1.33
1	hL	142	VAL	CB-CG1	6.09	1.65	1.52
1	ia	1	PRO	N-CD	6.09	1.56	1.47

Continued on next page...

Continued from previous page...

Mol	Chain	Res	Type	Atoms	Z	Observed(Å)	Ideal(Å)
1	2Z	162	ARG	CD-NE	6.09	1.56	1.46
1	7E	32	PHE	CA-CB	6.09	1.67	1.53
1	cF	109	SER	CB-OG	6.09	1.50	1.42
1	eV	71	GLU	CD-OE1	6.09	1.32	1.25
1	ks	40	PHE	CG-CD1	6.09	1.47	1.38
1	kN	48	THR	N-CA	6.09	1.58	1.46
1	5C	17	PRO	N-CD	6.09	1.56	1.47
1	7R	41	SER	CA-CB	6.09	1.62	1.52
1	aQ	187	GLU	CG-CD	6.09	1.61	1.51
1	ca	61	GLY	N-CA	6.09	1.55	1.46
1	f8	46	GLY	N-CA	6.09	1.55	1.46
1	l	117	TRP	NE1-CE2	-6.09	1.29	1.37
1	s	101	GLY	N-CA	6.09	1.55	1.46
1	D	16	SER	CA-CB	6.09	1.62	1.52
1	H	149	SER	CA-CB	6.09	1.62	1.52
1	jv	120	HIS	CB-CG	-6.09	1.39	1.50
1	2X	161	PHE	CE1-CZ	6.09	1.49	1.37
1	bp	145	TYR	CG-CD2	6.09	1.47	1.39
1	eU	219	GLN	CG-CD	6.09	1.65	1.51
1	iV	149	SER	CA-CB	6.09	1.62	1.52
1	jf	159	GLU	CA-CB	6.09	1.67	1.53
1	6I	164	TYR	CG-CD1	6.09	1.47	1.39
1	6J	164	TYR	CE2-CZ	6.09	1.46	1.38
1	bA	32	PHE	CG-CD1	6.09	1.47	1.38
1	cT	98	GLU	CG-CD	-6.09	1.42	1.51
1	li	145	TYR	CG-CD1	6.09	1.47	1.39
1	h5	218	CYS	CB-SG	-6.09	1.72	1.82
1	im	167	ARG	CZ-NH1	-6.09	1.25	1.33
1	3v	220	GLY	CA-C	-6.09	1.42	1.51
1	4G	130	TYR	CZ-OH	6.09	1.48	1.37
1	6L	1	PRO	N-CD	6.09	1.56	1.47
1	dd	71	GLU	CD-OE2	6.09	1.32	1.25
1	dT	145	TYR	CD2-CE2	6.09	1.48	1.39
1	g2	197	ASP	CA-CB	6.09	1.67	1.53
1	ky	117	TRP	CD1-NE1	6.08	1.48	1.38
1	3O	169	TYR	CE1-CZ	6.08	1.46	1.38
1	6O	38	PRO	CA-C	6.08	1.65	1.52
1	7m	115	ILE	C-N	6.08	1.44	1.33
1	8U	44	SER	CA-CB	6.08	1.62	1.52
1	e7	184	TRP	CD2-CE3	6.08	1.49	1.40
1	ex	18	ARG	CZ-NH1	-6.08	1.25	1.33
1	gy	16	SER	CA-CB	6.08	1.62	1.52

Continued on next page...

Continued from previous page...

Mol	Chain	Res	Type	Atoms	Z	Observed(Å)	Ideal(Å)
1	3o	164	TYR	CE1-CZ	-6.08	1.30	1.38
1	3A	146	SER	CA-CB	6.08	1.62	1.52
1	3P	90	PRO	CA-C	6.08	1.65	1.52
1	4N	145	TYR	CG-CD1	6.08	1.47	1.39
1	6z	76	GLU	CB-CG	6.08	1.63	1.52
1	ds	18	ARG	CD-NE	6.08	1.56	1.46
1	1n	34	PRO	N-CA	6.08	1.57	1.47
1	fc	116	GLY	N-CA	-6.08	1.36	1.46
1	gc	60	GLY	CA-C	6.08	1.61	1.51
1	gL	29	GLU	CB-CG	6.08	1.63	1.52
1	1K	41	SER	CA-CB	6.08	1.62	1.52
1	1K	102	SER	CA-CB	6.08	1.62	1.52
1	hK	169	TYR	CG-CD1	6.08	1.47	1.39
1	2e	28	GLU	CD-OE1	-6.08	1.19	1.25
1	5s	127	GLY	N-CA	6.08	1.55	1.46
1	6W	223	GLY	C-N	-6.08	1.22	1.34
1	7I	41	SER	CA-CB	6.08	1.62	1.52
1	9K	193	ASN	CB-CG	6.08	1.65	1.51
1	dc	218	CYS	CB-SG	-6.08	1.72	1.82
1	eX	109	SER	CA-CB	6.08	1.62	1.52
1	gt	130	TYR	CZ-OH	6.08	1.48	1.37
1	h5	115	ILE	C-N	6.08	1.44	1.33
1	jp	123	PRO	N-CD	6.08	1.56	1.47
1	bd	76	GLU	CD-OE1	6.08	1.32	1.25
1	cb	133	TRP	CG-CD2	-6.08	1.33	1.43
1	dA	130	TYR	CZ-OH	6.08	1.48	1.37
1	dM	40	PHE	CG-CD2	6.08	1.47	1.38
1	i2	213	GLU	CD-OE1	6.08	1.32	1.25
1	jn	184	TRP	CE3-CZ3	6.08	1.48	1.38
1	jM	33	SER	CA-CB	6.08	1.62	1.52
1	24	224	PRO	C-N	6.08	1.44	1.33
1	4X	29	GLU	CB-CG	6.08	1.63	1.52
1	6n	169	TYR	CG-CD2	6.08	1.47	1.39
1	7k	127	GLY	CA-C	-6.08	1.42	1.51
1	e2	94	GLY	CA-C	-6.08	1.42	1.51
1	A	180	GLU	CG-CD	6.08	1.61	1.51
1	hM	173	ARG	CD-NE	6.08	1.56	1.46
1	iK	16	SER	CA-CB	6.08	1.62	1.52
1	le	130	TYR	CB-CG	6.08	1.60	1.51
1	lf	23	TRP	NE1-CE2	6.08	1.45	1.37
1	2D	164	TYR	CG-CD1	6.08	1.47	1.39
1	4L	164	TYR	CZ-OH	6.08	1.48	1.37

Continued on next page...

Continued from previous page...

Mol	Chain	Res	Type	Atoms	Z	Observed(Å)	Ideal(Å)
1	5d	57	ASN	N-CA	-6.08	1.34	1.46
1	az	229	ARG	CD-NE	6.08	1.56	1.46
1	d9	137	GLY	CA-C	-6.08	1.42	1.51
1	dy	145	TYR	CD2-CE2	6.08	1.48	1.39
1	1m	149	SER	CA-CB	6.08	1.62	1.52
1	q	160	PRO	N-CD	-6.08	1.39	1.47
1	jB	164	TYR	CZ-OH	6.08	1.48	1.37
1	lv	79	GLU	CD-OE1	6.08	1.32	1.25
1	8A	168	PHE	CB-CG	6.08	1.61	1.51
1	bQ	105	ALA	CA-CB	6.08	1.65	1.52
1	1k	130	TYR	CE2-CZ	6.08	1.46	1.38
1	eg	92	GLU	CD-OE1	6.08	1.32	1.25
1	hJ	89	GLY	N-CA	6.07	1.55	1.46
1	k8	145	TYR	CE2-CZ	6.07	1.46	1.38
1	4j	164	TYR	CG-CD2	6.07	1.47	1.39
1	6B	164	TYR	CD2-CE2	6.07	1.48	1.39
1	8y	130	TYR	CE1-CZ	6.07	1.46	1.38
1	8T	213	GLU	CB-CG	6.07	1.63	1.52
1	bO	90	PRO	N-CD	-6.07	1.39	1.47
1	dl	196	PRO	N-CD	6.07	1.56	1.47
1	1s	86	VAL	CB-CG1	6.07	1.65	1.52
1	fm	145	TYR	CG-CD2	6.07	1.47	1.39
1	2Y	169	TYR	CD1-CE1	6.07	1.48	1.39
1	3T	169	TYR	CE1-CZ	6.07	1.46	1.38
1	8M	97	ARG	CZ-NH2	-6.07	1.25	1.33
1	g	82	ARG	NE-CZ	-6.07	1.25	1.33
1	gu	168	PHE	CG-CD2	6.07	1.47	1.38
1	jf	45	GLU	CG-CD	6.07	1.61	1.51
1	kU	16	SER	CA-CB	6.07	1.62	1.52
1	4o	146	SER	CB-OG	6.07	1.50	1.42
1	8s	159	GLU	CD-OE1	6.07	1.32	1.25
1	ci	23	TRP	CZ2-CH2	6.07	1.48	1.37
1	fW	113	GLU	CD-OE2	6.07	1.32	1.25
1	gD	145	TYR	CG-CD1	6.07	1.47	1.39
1	hf	156	GLY	N-CA	-6.07	1.36	1.46
1	6M	124	ILE	C-N	-6.07	1.22	1.34
1	aU	35	GLU	CB-CG	6.07	1.63	1.52
1	cl	229	ARG	CD-NE	6.07	1.56	1.46
1	gi	149	SER	CA-CB	6.07	1.62	1.52
1	hJ	130	TYR	CG-CD1	6.07	1.47	1.39
1	j6	130	TYR	CZ-OH	6.07	1.48	1.37
1	2M	178	SER	CB-OG	-6.07	1.34	1.42

Continued on next page...

Continued from previous page...

Mol	Chain	Res	Type	Atoms	Z	Observed(Å)	Ideal(Å)
1	6t	126	VAL	CA-CB	-6.07	1.42	1.54
1	8y	169	TYR	CG-CD2	6.07	1.47	1.39
1	bw	35	GLU	CG-CD	-6.07	1.42	1.51
1	ig	228	ALA	CA-CB	6.07	1.65	1.52
1	6L	33	SER	CA-CB	6.07	1.62	1.52
1	8C	160	PRO	CA-CB	6.07	1.65	1.53
1	f9	161	PHE	CG-CD2	6.07	1.47	1.38
1	2v	12	HIS	CB-CG	6.06	1.60	1.50
1	59	164	TYR	CG-CD1	6.06	1.47	1.39
1	ik	101	GLY	CA-C	-6.06	1.42	1.51
1	iI	169	TYR	CZ-OH	6.06	1.48	1.37
1	39	145	TYR	CE1-CZ	6.06	1.46	1.38
1	4d	1	PRO	CA-C	-6.06	1.40	1.52
1	4m	89	GLY	CA-C	-6.06	1.42	1.51
1	5m	225	GLY	CA-C	-6.06	1.42	1.51
1	89	49	PRO	N-CD	-6.06	1.39	1.47
1	E	184	TRP	CG-CD1	6.06	1.45	1.36
1	2t	156	GLY	N-CA	-6.06	1.36	1.46
1	77	80	TRP	CE3-CZ3	6.06	1.48	1.38
1	eZ	164	TYR	CB-CG	-6.06	1.42	1.51
1	fH	28	GLU	CG-CD	6.06	1.61	1.51
1	fN	164	TYR	CG-CD2	6.06	1.47	1.39
1	kk	220	GLY	CA-C	6.06	1.61	1.51
1	kI	130	TYR	CB-CG	-6.06	1.42	1.51
1	lo	180	GLU	CD-OE2	6.06	1.32	1.25
1	lD	169	TYR	CG-CD2	6.06	1.47	1.39
1	lJ	130	TYR	CE1-CZ	6.06	1.46	1.38
1	55	149	SER	CA-CB	6.06	1.62	1.52
1	6b	60	GLY	CA-C	-6.06	1.42	1.51
1	ci	146	SER	CA-CB	6.06	1.62	1.52
1	cz	155	GLN	N-CA	-6.06	1.34	1.46
1	eX	79	GLU	CB-CG	6.06	1.63	1.52
1	fN	23	TRP	CE3-CZ3	-6.06	1.28	1.38
1	gw	164	TYR	CE2-CZ	6.06	1.46	1.38
1	l0	17	PRO	CA-C	-6.06	1.40	1.52
1	2b	33	SER	CB-OG	6.06	1.50	1.42
1	2f	98	GLU	CD-OE1	6.06	1.32	1.25
1	2k	49	PRO	N-CD	-6.06	1.39	1.47
1	4q	123	PRO	CA-C	6.06	1.65	1.52
1	4M	130	TYR	CG-CD2	6.06	1.47	1.39
1	6t	154	ARG	CD-NE	6.06	1.56	1.46
1	7O	212	GLU	CB-CG	6.06	1.63	1.52

Continued on next page...

Continued from previous page...

Mol	Chain	Res	Type	Atoms	Z	Observed(Å)	Ideal(Å)
1	8V	86	VAL	CB-CG1	6.06	1.65	1.52
1	a2	79	GLU	CD-OE2	6.06	1.32	1.25
1	aY	217	ALA	CA-CB	6.06	1.65	1.52
1	bq	102	SER	CA-CB	6.06	1.62	1.52
1	cU	113	GLU	CD-OE2	6.06	1.32	1.25
1	fC	120	HIS	CB-CG	6.06	1.60	1.50
1	g0	169	TYR	CE1-CZ	6.06	1.46	1.38
1	6g	169	TYR	CZ-OH	6.06	1.48	1.37
1	9U	221	VAL	C-N	6.06	1.44	1.33
1	dn	80	TRP	CD2-CE2	6.06	1.48	1.41
1	fs	212	GLU	CD-OE2	-6.06	1.19	1.25
1	gk	213	GLU	CD-OE2	6.05	1.32	1.25
1	i0	71	GLU	CD-OE1	-6.05	1.19	1.25
1	l4	33	SER	CA-CB	6.05	1.62	1.52
1	3T	173	ARG	CD-NE	6.05	1.56	1.46
1	6r	128	GLU	CD-OE2	6.05	1.32	1.25
1	8Q	162	ARG	CZ-NH2	-6.05	1.25	1.33
1	aR	178	SER	CA-CB	6.05	1.62	1.52
1	bO	164	TYR	CG-CD2	6.05	1.47	1.39
1	cX	145	TYR	CG-CD2	6.05	1.47	1.39
1	jE	71	GLU	CD-OE2	6.05	1.32	1.25
1	l9	82	ARG	CA-CB	6.05	1.67	1.53
1	ll	128	GLU	CB-CG	6.05	1.63	1.52
1	7K	28	GLU	CD-OE2	6.05	1.32	1.25
1	9D	220	GLY	CA-C	-6.05	1.42	1.51
1	hk	212	GLU	CB-CG	6.05	1.63	1.52
1	i8	143	ARG	CZ-NH1	-6.05	1.25	1.33
1	jR	178	SER	CA-CB	6.05	1.62	1.52
1	2a	113	GLU	CD-OE2	6.05	1.32	1.25
1	lO	33	SER	CA-CB	6.05	1.62	1.52
1	7p	145	TYR	CE2-CZ	6.05	1.46	1.38
1	7L	35	GLU	CD-OE1	-6.05	1.19	1.25
1	br	23	TRP	NE1-CE2	6.05	1.45	1.37
1	ll	45	GLU	CD-OE1	-6.05	1.19	1.25
1	e6	169	TYR	CG-CD2	6.05	1.47	1.39
1	fh	16	SER	CA-CB	6.05	1.62	1.52
1	fz	102	SER	CA-CB	6.05	1.62	1.52
1	hU	133	TRP	NE1-CE2	-6.05	1.29	1.37
1	lB	145	TYR	CE2-CZ	6.05	1.46	1.38
1	3I	98	GLU	CD-OE1	6.05	1.32	1.25
1	6Q	161	PHE	CG-CD1	6.05	1.47	1.38
1	7H	21	ASN	CA-CB	6.05	1.68	1.53

Continued on next page...

Continued from previous page...

Mol	Chain	Res	Type	Atoms	Z	Observed(Å)	Ideal(Å)
1	7S	178	SER	CB-OG	6.05	1.50	1.42
1	ef	149	SER	CB-OG	6.05	1.50	1.42
1	eO	1	PRO	N-CD	6.05	1.56	1.47
1	f6	33	SER	CA-CB	6.05	1.62	1.52
1	fe	149	SER	CA-CB	6.05	1.62	1.52
1	lF	75	GLU	CB-CG	6.05	1.63	1.52
1	5L	82	ARG	CD-NE	6.05	1.56	1.46
1	9M	80	TRP	NE1-CE2	-6.05	1.29	1.37
1	bO	33	SER	CA-CB	6.05	1.62	1.52
1	dx	126	VAL	CB-CG2	6.05	1.65	1.52
1	ia	178	SER	CA-CB	6.05	1.62	1.52
1	jb	102	SER	CA-CB	6.05	1.62	1.52
1	jE	102	SER	CA-CB	6.05	1.62	1.52
1	ly	161	PHE	CE2-CZ	6.05	1.48	1.37
1	52	179	GLN	N-CA	-6.05	1.34	1.46
1	6n	109	SER	CB-OG	-6.05	1.34	1.42
1	88	71	GLU	CD-OE2	6.05	1.32	1.25
1	9T	82	ARG	CD-NE	6.05	1.56	1.46
1	cK	132	ARG	CD-NE	6.05	1.56	1.46
1	P	15	ILE	N-CA	-6.05	1.34	1.46
1	cn	80	TRP	CD2-CE2	-6.04	1.34	1.41
1	gc	224	PRO	N-CA	-6.04	1.36	1.47
1	iN	143	ARG	CZ-NH2	-6.04	1.25	1.33
1	kd	88	ALA	CA-CB	6.04	1.65	1.52
1	li	212	GLU	CD-OE2	6.04	1.32	1.25
1	3q	34	PRO	CA-C	-6.04	1.40	1.52
1	3Y	16	SER	CA-CB	6.04	1.62	1.52
1	5o	80	TRP	CZ3-CH2	6.04	1.49	1.40
1	6b	220	GLY	N-CA	6.04	1.55	1.46
1	fK	11	VAL	CB-CG2	6.04	1.65	1.52
1	gW	162	ARG	CA-CB	6.04	1.67	1.53
1	h0	229	ARG	C-N	6.04	1.48	1.34
1	iQ	32	PHE	CG-CD1	6.04	1.47	1.38
1	ju	130	TYR	CZ-OH	6.04	1.48	1.37
1	lM	164	TYR	CG-CD1	6.04	1.47	1.39
1	2g	40	PHE	CG-CD2	6.04	1.47	1.38
1	3U	178	SER	CB-OG	6.04	1.50	1.42
1	4Q	189	LEU	N-CA	6.04	1.58	1.46
1	9H	164	TYR	CZ-OH	6.04	1.48	1.37
1	a7	168	PHE	CB-CG	6.04	1.61	1.51
1	e6	8	GLY	CA-C	-6.04	1.42	1.51
1	3B	164	TYR	CE1-CZ	6.04	1.46	1.38

Continued on next page...

Continued from previous page...

Mol	Chain	Res	Type	Atoms	Z	Observed(Å)	Ideal(Å)
1	5v	77	ALA	CA-CB	6.04	1.65	1.52
1	ct	229	ARG	CZ-NH1	-6.04	1.25	1.33
1	cT	169	TYR	CA-CB	6.04	1.67	1.53
1	e5	41	SER	CA-CB	6.04	1.62	1.52
1	j7	223	GLY	N-CA	6.04	1.55	1.46
1	jT	45	GLU	CG-CD	-6.04	1.42	1.51
1	kV	117	TRP	CD2-CE2	6.04	1.48	1.41
1	eO	100	ARG	CD-NE	6.04	1.56	1.46
1	fG	109	SER	CA-CB	6.04	1.62	1.52
1	j5	161	PHE	CE1-CZ	6.04	1.48	1.37
1	4n	34	PRO	N-CD	6.04	1.56	1.47
1	dg	17	PRO	N-CD	-6.04	1.39	1.47
1	gN	17	PRO	N-CD	6.04	1.56	1.47
1	iw	175	GLU	CG-CD	-6.04	1.42	1.51
1	kJ	1	PRO	N-CA	6.04	1.57	1.47
1	lf	76	GLU	CB-CG	6.04	1.63	1.52
1	4E	29	GLU	CD-OE1	6.04	1.32	1.25
1	5K	130	TYR	CG-CD1	6.04	1.47	1.39
1	8u	117	TRP	NE1-CE2	-6.04	1.29	1.37
1	ac	97	ARG	CD-NE	6.04	1.56	1.46
1	cd	143	ARG	CD-NE	6.04	1.56	1.46
1	f0	205	LEU	C-N	6.04	1.44	1.33
1	fu	27	VAL	CB-CG1	6.04	1.65	1.52
1	I	113	GLU	CB-CG	6.04	1.63	1.52
1	jZ	41	SER	CA-CB	6.03	1.62	1.52
1	ly	29	GLU	CA-CB	6.03	1.67	1.53
1	4T	220	GLY	CA-C	-6.03	1.42	1.51
1	7q	164	TYR	CA-CB	6.03	1.67	1.53
1	bW	168	PHE	CG-CD2	6.03	1.47	1.38
1	ca	164	TYR	CE2-CZ	6.03	1.46	1.38
1	lf	79	GLU	CB-CG	6.03	1.63	1.52
1	fT	184	TRP	NE1-CE2	-6.03	1.29	1.37
1	g2	133	TRP	CD2-CE3	-6.03	1.31	1.40
1	jd	168	PHE	CG-CD1	6.03	1.47	1.38
1	lr	40	PHE	CG-CD2	6.03	1.47	1.38
1	3C	75	GLU	CD-OE1	6.03	1.32	1.25
1	1c	145	TYR	CG-CD2	6.03	1.47	1.39
1	h4	164	TYR	CB-CG	-6.03	1.42	1.51
1	ku	145	TYR	CB-CG	6.03	1.60	1.51
1	lA	87	HIS	CB-CG	-6.03	1.39	1.50
1	2e	175	GLU	CB-CG	6.03	1.63	1.52
1	2R	212	GLU	N-CA	-6.03	1.34	1.46

Continued on next page...

Continued from previous page...

Mol	Chain	Res	Type	Atoms	Z	Observed(Å)	Ideal(Å)
1	7D	178	SER	CB-OG	6.03	1.50	1.42
1	8y	117	TRP	CG-CD1	6.03	1.45	1.36
1	9Z	173	ARG	CZ-NH1	-6.03	1.25	1.33
1	bA	46	GLY	N-CA	6.03	1.55	1.46
1	ce	79	GLU	CB-CG	6.03	1.63	1.52
1	cy	175	GLU	CD-OE1	6.03	1.32	1.25
1	cZ	169	TYR	CE2-CZ	6.03	1.46	1.38
1	ei	212	GLU	CB-CG	6.03	1.63	1.52
1	g1	145	TYR	CG-CD2	6.03	1.47	1.39
1	8e	45	GLU	C-N	6.03	1.44	1.33
1	fx	33	SER	CA-CB	6.03	1.61	1.52
1	hQ	24	VAL	CA-CB	-6.03	1.42	1.54
1	jL	46	GLY	CA-C	6.03	1.61	1.51
1	kO	145	TYR	CE2-CZ	6.03	1.46	1.38
1	3I	130	TYR	CE2-CZ	6.03	1.46	1.38
1	4D	109	SER	CA-CB	6.03	1.61	1.52
1	7t	213	GLU	CG-CD	-6.03	1.43	1.51
1	9l	146	SER	CA-CB	6.03	1.61	1.52
1	1k	175	GLU	CD-OE2	6.03	1.32	1.25
1	z	122	PRO	CA-C	-6.03	1.40	1.52
1	Q	120	HIS	CB-CG	6.03	1.60	1.50
1	40	76	GLU	CG-CD	6.03	1.60	1.51
1	6V	213	GLU	CB-CG	6.03	1.63	1.52
1	7u	92	GLU	CB-CG	6.03	1.63	1.52
1	11	198	CYS	CB-SG	-6.03	1.72	1.82
1	bI	229	ARG	CZ-NH2	-6.03	1.25	1.33
1	c2	16	SER	CA-CB	6.03	1.61	1.52
1	cw	101	GLY	N-CA	6.03	1.55	1.46
1	fh	44	SER	CA-CB	6.03	1.61	1.52
1	h	128	GLU	CG-CD	-6.03	1.43	1.51
1	48	213	GLU	CD-OE1	-6.02	1.19	1.25
1	ah	92	GLU	CD-OE2	6.02	1.32	1.25
1	bt	113	GLU	CD-OE2	6.02	1.32	1.25
1	dc	28	GLU	CD-OE1	6.02	1.32	1.25
1	he	44	SER	CA-CB	6.02	1.61	1.52
1	2A	102	SER	CA-CB	6.02	1.61	1.52
1	3e	80	TRP	CD2-CE2	6.02	1.48	1.41
1	4u	126	VAL	C-N	6.02	1.43	1.33
1	cc	212	GLU	CG-CD	6.02	1.60	1.51
1	fn	76	GLU	CB-CG	6.02	1.63	1.52
1	gp	167	ARG	CD-NE	6.02	1.56	1.46
1	hz	35	GLU	CD-OE2	6.02	1.32	1.25

Continued on next page...

Continued from previous page...

Mol	Chain	Res	Type	Atoms	Z	Observed(Å)	Ideal(Å)
1	bh	88	ALA	CA-CB	6.02	1.65	1.52
1	ci	1	PRO	N-CD	6.02	1.56	1.47
1	hF	133	TRP	NE1-CE2	-6.02	1.29	1.37
1	j9	164	TYR	CG-CD1	6.02	1.47	1.39
1	jp	38	PRO	N-CA	-6.02	1.37	1.47
1	lh	109	SER	CA-CB	6.02	1.61	1.52
1	ls	67	GLN	CG-CD	6.02	1.64	1.51
1	lO	213	GLU	CD-OE1	6.02	1.32	1.25
1	bz	79	GLU	CD-OE2	-6.02	1.19	1.25
1	dm	106	GLY	CA-C	6.02	1.61	1.51
1	eA	8	GLY	N-CA	6.02	1.55	1.46
1	eK	109	SER	CA-CB	6.02	1.61	1.52
1	ly	169	TYR	CE1-CZ	6.02	1.46	1.38
1	jG	146	SER	CA-CB	6.02	1.61	1.52
1	k7	97	ARG	CZ-NH2	-6.02	1.25	1.33
1	2a	164	TYR	CE2-CZ	6.02	1.46	1.38
1	9X	126	VAL	C-N	6.02	1.43	1.33
1	aj	128	GLU	CB-CG	6.02	1.63	1.52
1	df	130	TYR	CG-CD1	6.02	1.47	1.39
1	es	146	SER	CA-CB	6.02	1.61	1.52
1	j6	146	SER	CA-CB	6.02	1.61	1.52
1	2W	187	GLU	CD-OE1	6.02	1.32	1.25
1	4a	173	ARG	CZ-NH1	-6.02	1.25	1.33
1	5Y	99	PRO	CA-C	6.02	1.64	1.52
1	8a	164	TYR	CG-CD1	6.02	1.47	1.39
1	cT	43	LEU	N-CA	6.02	1.58	1.46
1	hi	164	TYR	CG-CD2	6.01	1.47	1.39
1	lh	133	TRP	CZ2-CH2	6.01	1.48	1.37
1	58	120	HIS	CB-CG	-6.01	1.39	1.50
1	6f	1	PRO	N-CD	6.01	1.56	1.47
1	6Q	40	PHE	CG-CD2	6.01	1.47	1.38
1	ao	123	PRO	N-CA	6.01	1.57	1.47
1	bo	49	PRO	N-CD	-6.01	1.39	1.47
1	dj	49	PRO	CA-C	-6.01	1.40	1.52
1	4	167	ARG	CD-NE	6.01	1.56	1.46
1	gH	145	TYR	CB-CG	6.01	1.60	1.51
1	i7	161	PHE	CG-CD2	6.01	1.47	1.38
1	3D	82	ARG	CD-NE	6.01	1.56	1.46
1	51	213	GLU	CB-CG	6.01	1.63	1.52
1	6M	45	GLU	CG-CD	6.01	1.60	1.51
1	8R	146	SER	CA-CB	6.01	1.61	1.52
1	aa	149	SER	CA-CB	6.01	1.61	1.52

Continued on next page...

Continued from previous page...

Mol	Chain	Res	Type	Atoms	Z	Observed(Å)	Ideal(Å)
1	eQ	109	SER	CA-CB	6.01	1.61	1.52
1	gT	145	TYR	CB-CG	6.01	1.60	1.51
1	1V	146	SER	CA-CB	6.01	1.61	1.52
1	3A	130	TYR	CE1-CZ	6.01	1.46	1.38
1	5D	196	PRO	CA-CB	6.01	1.65	1.53
1	5M	219	GLN	C-N	6.01	1.43	1.33
1	bR	162	ARG	CD-NE	6.01	1.56	1.46
1	cy	218	CYS	CB-SG	6.01	1.92	1.82
1	d0	105	ALA	C-N	6.01	1.43	1.33
1	fj	175	GLU	CB-CG	6.01	1.63	1.52
1	F	145	TYR	CB-CG	6.01	1.60	1.51
1	av	126	VAL	C-N	6.01	1.43	1.33
1	cg	145	TYR	CZ-OH	6.01	1.48	1.37
1	gQ	41	SER	CA-CB	6.01	1.61	1.52
1	1J	116	GLY	N-CA	6.01	1.55	1.46
1	iu	1	PRO	N-CD	6.01	1.56	1.47
1	iD	229	ARG	CZ-NH2	-6.01	1.25	1.33
1	2x	38	PRO	CA-CB	6.01	1.65	1.53
1	4O	109	SER	CA-CB	6.01	1.61	1.52
1	78	105	ALA	C-N	6.01	1.43	1.33
1	7b	82	ARG	CD-NE	6.01	1.56	1.46
1	8e	28	GLU	CD-OE2	6.01	1.32	1.25
1	ck	145	TYR	CZ-OH	6.01	1.48	1.37
1	eY	180	GLU	CD-OE1	6.01	1.32	1.25
1	f3	76	GLU	CD-OE1	-6.01	1.19	1.25
1	4b	123	PRO	N-CD	-6.00	1.39	1.47
1	4Z	169	TYR	CG-CD1	6.00	1.47	1.39
1	bY	133	TRP	NE1-CE2	-6.00	1.29	1.37
1	4l	178	SER	CA-CB	6.00	1.61	1.52
1	78	45	GLU	CD-OE2	6.00	1.32	1.25
1	7N	178	SER	CA-CB	6.00	1.61	1.52
1	bj	109	SER	CA-CB	6.00	1.61	1.52
1	e	130	TYR	CE1-CZ	6.00	1.46	1.38
1	jD	164	TYR	CG-CD1	6.00	1.47	1.39
1	jZ	130	TYR	CG-CD1	6.00	1.47	1.39
1	3y	198	CYS	CB-SG	6.00	1.92	1.82
1	5T	7	GLN	C-N	6.00	1.43	1.33
1	8f	213	GLU	CD-OE1	6.00	1.32	1.25
1	c9	146	SER	CA-CB	6.00	1.61	1.52
1	R	101	GLY	N-CA	6.00	1.55	1.46
1	cN	44	SER	CA-CB	6.00	1.61	1.52
1	d9	178	SER	CB-OG	6.00	1.50	1.42

Continued on next page...

Continued from previous page...

Mol	Chain	Res	Type	Atoms	Z	Observed(Å)	Ideal(Å)
1	dC	126	VAL	CB-CG1	6.00	1.65	1.52
1	hF	41	SER	CA-CB	6.00	1.61	1.52
1	it	41	SER	CA-CB	6.00	1.61	1.52
1	jk	143	ARG	CZ-NH1	-6.00	1.25	1.33
1	jh	203	LYS	CA-CB	6.00	1.67	1.53
1	28	178	SER	CA-CB	6.00	1.61	1.52
1	2L	76	GLU	CD-OE1	6.00	1.32	1.25
1	48	145	TYR	CG-CD2	6.00	1.47	1.39
1	5f	173	ARG	NE-CZ	-6.00	1.25	1.33
1	80	216	THR	N-CA	6.00	1.58	1.46
1	8H	145	TYR	CE1-CZ	6.00	1.46	1.38
1	9D	99	PRO	N-CD	6.00	1.56	1.47
1	bU	44	SER	CA-CB	6.00	1.61	1.52
1	eD	159	GLU	CA-CB	6.00	1.67	1.53
1	g8	218	CYS	CB-SG	6.00	1.92	1.82
1	gX	35	GLU	CB-CG	6.00	1.63	1.52
1	lg	164	TYR	CE2-CZ	6.00	1.46	1.38
1	lM	28	GLU	CB-CG	6.00	1.63	1.52
1	4v	42	ALA	CA-CB	6.00	1.65	1.52
1	aY	102	SER	CB-OG	6.00	1.50	1.42
1	cn	145	TYR	CB-CG	-6.00	1.42	1.51
1	50	29	GLU	CB-CG	6.00	1.63	1.52
1	6E	164	TYR	CG-CD2	6.00	1.47	1.39
1	94	222	GLY	N-CA	6.00	1.55	1.46
1	aN	169	TYR	CE1-CZ	6.00	1.46	1.38
1	di	22	ALA	CA-CB	6.00	1.65	1.52
1	hm	178	SER	CA-CB	5.99	1.61	1.52
1	kA	23	TRP	CD2-CE2	5.99	1.48	1.41
1	kE	194	ALA	CA-CB	5.99	1.65	1.52
1	3o	167	ARG	CD-NE	5.99	1.56	1.46
1	7a	117	TRP	NE1-CE2	-5.99	1.29	1.37
1	90	40	PHE	CG-CD2	5.99	1.47	1.38
1	aX	219	GLN	C-N	5.99	1.43	1.33
1	bJ	109	SER	CA-CB	5.99	1.61	1.52
1	lg	12	HIS	CB-CG	5.99	1.60	1.50
1	cP	149	SER	CA-CB	5.99	1.61	1.52
1	cT	127	GLY	CA-C	-5.99	1.42	1.51
1	ek	130	TYR	CZ-OH	5.99	1.48	1.37
1	fp	204	ALA	CA-CB	5.99	1.65	1.52
1	3p	226	HIS	CB-CG	5.99	1.60	1.50
1	ei	94	GLY	CA-C	5.99	1.61	1.51
1	lI	41	SER	CB-OG	5.99	1.50	1.42

Continued on next page...

Continued from previous page...

Mol	Chain	Res	Type	Atoms	Z	Observed(Å)	Ideal(Å)
1	iV	146	SER	CA-CB	5.99	1.61	1.52
1	lh	45	GLU	C-N	5.99	1.43	1.33
1	5n	145	TYR	CB-CG	-5.99	1.42	1.51
1	7l	137	GLY	CA-C	5.99	1.61	1.51
1	8X	164	TYR	CG-CD1	5.99	1.47	1.39
1	bd	130	TYR	CA-CB	5.99	1.67	1.53
1	bq	99	PRO	N-CD	5.99	1.56	1.47
1	da	149	SER	CA-CB	5.99	1.61	1.52
1	e4	92	GLU	CD-OE2	5.99	1.32	1.25
1	g5	159	GLU	CD-OE2	5.99	1.32	1.25
1	H	29	GLU	CB-CG	5.99	1.63	1.52
1	L	154	ARG	CD-NE	5.99	1.56	1.46
1	ir	196	PRO	N-CD	-5.99	1.39	1.47
1	kW	45	GLU	C-N	5.99	1.43	1.33
1	59	89	GLY	C-N	-5.99	1.22	1.34
1	5y	149	SER	CA-CB	5.99	1.61	1.52
1	ds	38	PRO	N-CD	5.99	1.56	1.47
1	ei	208	ALA	CA-CB	5.99	1.65	1.52
1	eJ	29	GLU	CB-CG	5.99	1.63	1.52
1	eL	32	PHE	CE2-CZ	5.99	1.48	1.37
1	fM	152	ASP	CA-CB	5.99	1.67	1.53
1	gv	157	PRO	N-CD	-5.99	1.39	1.47
1	6I	198	CYS	CB-SG	5.99	1.92	1.82
1	8w	133	TRP	NE1-CE2	-5.99	1.29	1.37
1	dj	127	GLY	CA-C	5.99	1.61	1.51
1	gH	40	PHE	CG-CD2	5.99	1.47	1.38
1	hd	130	TYR	CG-CD2	5.99	1.47	1.39
1	iZ	89	GLY	C-N	-5.99	1.22	1.34
1	jb	125	PRO	N-CA	5.99	1.57	1.47
1	jS	92	GLU	CG-CD	-5.99	1.43	1.51
1	46	16	SER	CA-CB	5.99	1.61	1.52
1	9c	32	PHE	CG-CD1	5.99	1.47	1.38
1	9F	164	TYR	CE1-CZ	5.99	1.46	1.38
1	ah	130	TYR	CE2-CZ	5.99	1.46	1.38
1	c8	40	PHE	CG-CD1	5.99	1.47	1.38
1	cc	12	HIS	CB-CG	5.99	1.60	1.50
1	cr	169	TYR	CB-CG	-5.99	1.42	1.51
1	dK	180	GLU	CG-CD	5.99	1.60	1.51
1	ex	1	PRO	N-CD	5.99	1.56	1.47
1	a	28	GLU	CG-CD	5.99	1.60	1.51
1	c	213	GLU	CB-CG	5.99	1.63	1.52
1	e	122	PRO	CA-C	5.99	1.64	1.52

Continued on next page...

Continued from previous page...

Mol	Chain	Res	Type	Atoms	Z	Observed(Å)	Ideal(Å)
1	h1	76	GLU	CD-OE1	5.98	1.32	1.25
1	ht	45	GLU	CB-CG	5.98	1.63	1.52
1	1a	44	SER	CB-OG	5.98	1.50	1.42
1	5	65	ALA	CA-CB	5.98	1.65	1.52
1	iI	161	PHE	CG-CD1	5.98	1.47	1.38
1	kD	60	GLY	N-CA	5.98	1.55	1.46
1	4e	149	SER	CA-CB	5.98	1.61	1.52
1	8l	130	TYR	CG-CD1	5.98	1.47	1.39
1	9c	168	PHE	CG-CD2	5.98	1.47	1.38
1	9y	40	PHE	CB-CG	5.98	1.61	1.51
1	9y	213	GLU	CB-CG	5.98	1.63	1.52
1	aI	24	VAL	CB-CG2	5.98	1.65	1.52
1	1c	89	GLY	N-CA	5.98	1.55	1.46
1	ca	44	SER	CB-OG	5.98	1.50	1.42
1	g1	213	GLU	CD-OE2	-5.98	1.19	1.25
1	h1	133	TRP	NE1-CE2	5.98	1.45	1.37
1	kh	1	PRO	N-CD	5.98	1.56	1.47
1	2d	55	MET	CA-CB	5.98	1.67	1.53
1	6K	117	TRP	CD2-CE3	-5.98	1.31	1.40
1	7X	130	TYR	N-CA	-5.98	1.34	1.46
1	9d	76	GLU	CD-OE2	5.98	1.32	1.25
1	dO	169	TYR	CE2-CZ	5.98	1.46	1.38
1	gD	145	TYR	CG-CD2	5.98	1.47	1.39
1	1W	100	ARG	CD-NE	5.98	1.56	1.46
1	k0	157	PRO	N-CD	5.98	1.56	1.47
1	3e	1	PRO	N-CA	5.98	1.57	1.47
1	gE	125	PRO	N-CD	-5.98	1.39	1.47
1	k0	71	GLU	CB-CG	5.98	1.63	1.52
1	6M	44	SER	CB-OG	5.98	1.50	1.42
1	az	75	GLU	CG-CD	5.98	1.60	1.51
1	bg	229	ARG	NE-CZ	5.98	1.40	1.33
1	ch	122	PRO	CA-CB	5.98	1.65	1.53
1	cm	226	HIS	CB-CG	5.98	1.60	1.50
1	cN	71	GLU	CB-CG	5.98	1.63	1.52
1	e8	3	VAL	C-N	5.98	1.47	1.34
1	eu	41	SER	CA-CB	5.98	1.61	1.52
1	fe	169	TYR	CE1-CZ	5.98	1.46	1.38
1	5i	169	TYR	CZ-OH	5.98	1.48	1.37
1	hO	97	ARG	CZ-NH2	-5.97	1.25	1.33
1	jh	130	TYR	CG-CD1	5.97	1.47	1.39
1	l4	28	GLU	CD-OE1	-5.97	1.19	1.25
1	lr	130	TYR	CG-CD1	5.97	1.47	1.39

Continued on next page...

Continued from previous page...

Mol	Chain	Res	Type	Atoms	Z	Observed(Å)	Ideal(Å)
1	44	178	SER	CB-OG	5.97	1.50	1.42
1	4k	35	GLU	CD-OE2	5.97	1.32	1.25
1	av	161	PHE	CG-CD1	5.97	1.47	1.38
1	bK	123	PRO	N-CD	-5.97	1.39	1.47
1	cn	145	TYR	CZ-OH	5.97	1.48	1.37
1	dZ	28	GLU	CD-OE2	5.97	1.32	1.25
1	h2	164	TYR	CE1-CZ	5.97	1.46	1.38
1	1K	164	TYR	CB-CG	-5.97	1.42	1.51
1	ij	173	ARG	CD-NE	5.97	1.56	1.46
1	kZ	32	PHE	CG-CD1	5.97	1.47	1.38
1	8M	206	GLY	N-CA	5.97	1.55	1.46
1	a4	8	GLY	N-CA	-5.97	1.37	1.46
1	ak	164	TYR	CE2-CZ	5.97	1.46	1.38
1	bB	204	ALA	CA-CB	5.97	1.65	1.52
1	bE	71	GLU	CG-CD	5.97	1.60	1.51
1	dc	184	TRP	NE1-CE2	-5.97	1.29	1.37
1	dp	164	TYR	CB-CG	5.97	1.60	1.51
1	t	149	SER	CB-OG	5.97	1.50	1.42
1	N	30	LYS	C-O	5.97	1.34	1.23
1	hi	173	ARG	CD-NE	5.97	1.56	1.46
1	kH	105	ALA	C-N	5.97	1.43	1.33
1	3X	145	TYR	CG-CD1	5.97	1.47	1.39
1	7z	120	HIS	CB-CG	5.97	1.60	1.50
1	88	100	ARG	NE-CZ	-5.97	1.25	1.33
1	eJ	102	SER	CA-CB	5.97	1.61	1.52
1	hG	97	ARG	CD-NE	5.97	1.56	1.46
1	jh	92	GLU	C-N	-5.97	1.23	1.34
1	jy	173	ARG	CZ-NH1	-5.97	1.25	1.33
1	lH	146	SER	CA-CB	5.97	1.61	1.52
1	2t	225	GLY	N-CA	5.97	1.55	1.46
1	5W	113	GLU	CD-OE2	5.97	1.32	1.25
1	8k	173	ARG	CD-NE	5.97	1.56	1.46
1	a5	132	ARG	CD-NE	5.97	1.56	1.46
1	1r	180	GLU	CD-OE2	5.97	1.32	1.25
1	eD	184	TRP	NE1-CE2	5.97	1.45	1.37
1	eR	23	TRP	CE3-CZ3	5.97	1.48	1.38
1	h2	100	ARG	CD-NE	5.97	1.56	1.46
1	ix	46	GLY	CA-C	5.97	1.61	1.51
1	2V	46	GLY	CA-C	5.97	1.61	1.51
1	9L	145	TYR	CG-CD2	5.97	1.47	1.39
1	ax	204	ALA	N-CA	-5.97	1.34	1.46
1	1g	76	GLU	CB-CG	5.97	1.63	1.52

Continued on next page...

Continued from previous page...

Mol	Chain	Res	Type	Atoms	Z	Observed(Å)	Ideal(Å)
1	hg	167	ARG	CZ-NH1	-5.97	1.25	1.33
1	lO	149	SER	N-CA	5.97	1.58	1.46
1	iU	216	THR	C-N	5.97	1.47	1.34
1	j1	90	PRO	N-CD	5.97	1.56	1.47
1	j7	79	GLU	CD-OE1	5.97	1.32	1.25
1	jm	146	SER	CA-CB	5.97	1.61	1.52
1	ju	22	ALA	CA-CB	5.97	1.65	1.52
1	kV	169	TYR	CG-CD1	5.97	1.47	1.39
1	lb	92	GLU	CB-CG	5.97	1.63	1.52
1	2L	154	ARG	CD-NE	5.97	1.56	1.46
1	5H	159	GLU	C-N	-5.97	1.23	1.34
1	5O	71	GLU	CD-OE1	5.97	1.32	1.25
1	7a	149	SER	CA-CB	5.97	1.61	1.52
1	96	32	PHE	CG-CD2	5.97	1.47	1.38
1	ae	231	LEU	C-OXT	5.97	1.34	1.23
1	cK	40	PHE	CG-CD2	5.97	1.47	1.38
1	eg	146	SER	CA-CB	5.97	1.61	1.52
1	fb	149	SER	CA-CB	5.97	1.61	1.52
1	f	187	GLU	CB-CG	5.97	1.63	1.52
1	h2	130	TYR	CG-CD2	5.96	1.47	1.39
1	jY	128	GLU	CB-CG	5.96	1.63	1.52
1	l3	184	TRP	CG-CD1	5.96	1.45	1.36
1	5B	159	GLU	CB-CG	5.96	1.63	1.52
1	bv	97	ARG	CD-NE	5.96	1.56	1.46
1	dU	160	PRO	N-CD	-5.96	1.39	1.47
1	eq	161	PHE	CG-CD1	5.96	1.47	1.38
1	z	130	TYR	CG-CD1	5.96	1.47	1.39
1	5	230	VAL	CB-CG2	5.96	1.65	1.52
1	js	35	GLU	CD-OE2	-5.96	1.19	1.25
1	1s	79	GLU	CD-OE1	5.96	1.32	1.25
1	g4	229	ARG	NE-CZ	-5.96	1.25	1.33
1	iP	130	TYR	CG-CD2	5.96	1.47	1.39
1	j8	212	GLU	CD-OE2	-5.96	1.19	1.25
1	5x	130	TYR	CG-CD1	5.96	1.46	1.39
1	9d	161	PHE	CB-CG	5.96	1.61	1.51
1	ag	154	ARG	CD-NE	5.96	1.56	1.46
1	b4	82	ARG	NE-CZ	-5.96	1.25	1.33
1	19	229	ARG	CZ-NH2	5.96	1.40	1.33
1	bZ	168	PHE	CE1-CZ	5.96	1.48	1.37
1	eF	33	SER	CA-CB	5.96	1.61	1.52
1	ff	100	ARG	CZ-NH2	-5.96	1.25	1.33
1	z	212	GLU	CB-CG	5.96	1.63	1.52

Continued on next page...

Continued from previous page...

Mol	Chain	Res	Type	Atoms	Z	Observed(Å)	Ideal(Å)
1	gP	161	PHE	CG-CD1	5.96	1.47	1.38
1	lR	40	PHE	CG-CD1	5.96	1.47	1.38
1	2r	109	SER	CA-CB	5.96	1.61	1.52
1	9k	71	GLU	CD-OE2	5.96	1.32	1.25
1	dG	164	TYR	CZ-OH	5.96	1.48	1.37
1	gh	18	ARG	CD-NE	5.96	1.56	1.46
1	ix	224	PRO	N-CD	-5.96	1.39	1.47
1	3e	180	GLU	CG-CD	-5.96	1.43	1.51
1	4h	28	GLU	CD-OE1	-5.96	1.19	1.25
1	6w	94	GLY	CA-C	-5.96	1.42	1.51
1	8X	169	TYR	CE1-CZ	5.96	1.46	1.38
1	a5	225	GLY	N-CA	5.96	1.54	1.46
1	gn	113	GLU	CG-CD	5.96	1.60	1.51
1	kp	98	GLU	CD-OE2	5.96	1.32	1.25
1	lB	160	PRO	N-CA	-5.96	1.37	1.47
1	4O	161	PHE	CG-CD2	5.96	1.47	1.38
1	5a	156	GLY	CA-C	-5.96	1.42	1.51
1	6s	100	ARG	CD-NE	5.96	1.56	1.46
1	7G	145	TYR	CZ-OH	5.96	1.48	1.37
1	9h	49	PRO	N-CD	-5.96	1.39	1.47
1	ac	222	GLY	N-CA	5.96	1.54	1.46
1	1c	71	GLU	CB-CG	5.96	1.63	1.52
1	c7	184	TRP	CE3-CZ3	5.96	1.48	1.38
1	g5	164	TYR	CG-CD2	5.96	1.46	1.39
1	hO	196	PRO	N-CD	5.96	1.56	1.47
1	jo	178	SER	CA-CB	5.96	1.61	1.52
1	jQ	80	TRP	CG-CD1	5.96	1.45	1.36
1	7J	12	HIS	CB-CG	5.96	1.60	1.50
1	8h	178	SER	CA-CB	5.96	1.61	1.52
1	f3	187	GLU	CB-CG	5.96	1.63	1.52
1	fg	45	GLU	CD-OE2	5.96	1.32	1.25
1	gn	168	PHE	CB-CG	-5.95	1.41	1.51
1	hD	194	ALA	CA-CB	5.95	1.65	1.52
1	jr	130	TYR	CG-CD1	5.95	1.46	1.39
1	kb	105	ALA	C-N	5.95	1.43	1.33
1	23	159	GLU	CD-OE1	-5.95	1.19	1.25
1	kZ	94	GLY	N-CA	5.95	1.54	1.46
1	5S	113	GLU	CB-CG	5.95	1.63	1.52
1	7N	62	HIS	CB-CG	-5.95	1.39	1.50
1	8R	146	SER	CB-OG	5.95	1.50	1.42
1	a0	178	SER	CB-OG	5.95	1.50	1.42
1	ah	143	ARG	CD-NE	5.95	1.56	1.46

Continued on next page...

Continued from previous page...

Mol	Chain	Res	Type	Atoms	Z	Observed(Å)	Ideal(Å)
1	bQ	145	TYR	CE1-CZ	5.95	1.46	1.38
1	bR	161	PHE	CE1-CZ	5.95	1.48	1.37
1	bW	143	ARG	CZ-NH2	5.95	1.40	1.33
1	eB	18	ARG	CZ-NH2	-5.95	1.25	1.33
1	fV	178	SER	CA-CB	5.95	1.61	1.52
1	ix	40	PHE	CE1-CZ	5.95	1.48	1.37
1	kE	209	ALA	CA-CB	5.95	1.65	1.52
1	8A	145	TYR	CG-CD1	5.95	1.46	1.39
1	fZ	132	ARG	CD-NE	5.95	1.56	1.46
1	hc	143	ARG	CD-NE	5.95	1.56	1.46
1	hX	32	PHE	CE2-CZ	5.95	1.48	1.37
1	jL	159	GLU	CB-CG	5.95	1.63	1.52
1	jR	194	ALA	CA-CB	5.95	1.65	1.52
1	lf	213	GLU	CD-OE2	5.95	1.32	1.25
1	3h	147	PRO	CA-C	5.95	1.64	1.52
1	3P	169	TYR	CG-CD1	5.95	1.46	1.39
1	5x	180	GLU	CB-CG	5.95	1.63	1.52
1	5W	29	GLU	CA-CB	5.95	1.67	1.53
1	8x	164	TYR	CG-CD2	5.95	1.46	1.39
1	9N	16	SER	CA-CB	5.95	1.61	1.52
1	9O	79	GLU	CB-CG	5.95	1.63	1.52
1	b0	154	ARG	NE-CZ	5.95	1.40	1.33
1	er	164	TYR	CZ-OH	5.95	1.48	1.37
1	t	143	ARG	CD-NE	5.95	1.56	1.46
1	gU	61	GLY	CA-C	-5.95	1.42	1.51
1	jq	169	TYR	CG-CD1	5.95	1.46	1.39
1	lL	175	GLU	CD-OE1	-5.95	1.19	1.25
1	5n	145	TYR	CG-CD1	5.95	1.46	1.39
1	7v	113	GLU	CD-OE2	5.95	1.32	1.25
1	15	221	VAL	C-N	5.95	1.43	1.33
1	cz	41	SER	CA-CB	5.95	1.61	1.52
1	cG	176	GLN	CA-CB	5.95	1.67	1.53
1	eA	206	GLY	CA-C	5.95	1.61	1.51
1	i4	106	GLY	CA-C	-5.95	1.42	1.51
1	33	79	GLU	CD-OE2	5.95	1.32	1.25
1	8b	220	GLY	CA-C	-5.95	1.42	1.51
1	ab	79	GLU	CD-OE1	5.95	1.32	1.25
1	cE	212	GLU	CD-OE2	5.95	1.32	1.25
1	ej	94	GLY	CA-C	-5.95	1.42	1.51
1	ex	164	TYR	CB-CG	5.95	1.60	1.51
1	hr	162	ARG	CZ-NH1	-5.95	1.25	1.33
1	in	75	GLU	CD-OE2	5.95	1.32	1.25

Continued on next page...

Continued from previous page...

Mol	Chain	Res	Type	Atoms	Z	Observed(Å)	Ideal(Å)
1	2o	23	TRP	CD1-NE1	-5.95	1.27	1.38
1	4V	130	TYR	CB-CG	5.95	1.60	1.51
1	56	23	TRP	NE1-CE2	-5.95	1.29	1.37
1	5c	132	ARG	CZ-NH2	-5.95	1.25	1.33
1	7a	145	TYR	CG-CD2	5.95	1.46	1.39
1	7J	126	VAL	N-CA	-5.95	1.34	1.46
1	bz	178	SER	CB-OG	5.95	1.50	1.42
1	bK	149	SER	CA-CB	5.95	1.61	1.52
1	bV	130	TYR	CE2-CZ	5.95	1.46	1.38
1	dm	32	PHE	CG-CD1	5.95	1.47	1.38
1	ep	178	SER	CA-CB	5.95	1.61	1.52
1	1A	16	SER	C-N	5.95	1.45	1.34
1	1A	222	GLY	N-CA	-5.95	1.37	1.46
1	g5	133	TRP	CZ3-CH2	-5.95	1.30	1.40
1	t	32	PHE	CE2-CZ	5.95	1.48	1.37
1	ig	173	ARG	CZ-NH1	-5.94	1.25	1.33
1	7Q	80	TRP	CE3-CZ3	5.94	1.48	1.38
1	8u	145	TYR	CZ-OH	5.94	1.48	1.37
1	eA	154	ARG	CD-NE	5.94	1.56	1.46
1	fG	1	PRO	N-CD	5.94	1.56	1.47
1	hY	152	ASP	CA-CB	5.94	1.67	1.53
1	3Q	17	PRO	N-CD	-5.94	1.39	1.47
1	6H	164	TYR	CE2-CZ	5.94	1.46	1.38
1	8l	40	PHE	CB-CG	5.94	1.61	1.51
1	10	45	GLU	CD-OE1	5.94	1.32	1.25
1	ib	60	GLY	N-CA	5.94	1.54	1.46
1	ji	99	PRO	CA-C	5.94	1.64	1.52
1	am	61	GLY	CA-C	-5.94	1.42	1.51
1	c1	52	LEU	CA-CB	5.94	1.67	1.53
1	5F	40	PHE	CG-CD2	5.94	1.47	1.38
1	78	117	TRP	CD2-CE2	5.94	1.48	1.41
1	8A	164	TYR	CG-CD1	5.94	1.46	1.39
1	aA	222	GLY	CA-C	-5.94	1.42	1.51
1	bQ	35	GLU	CD-OE1	5.94	1.32	1.25
1	eM	1	PRO	N-CD	5.94	1.56	1.47
1	gY	32	PHE	CE2-CZ	5.94	1.48	1.37
1	ja	109	SER	CA-CB	5.94	1.61	1.52
1	kO	133	TRP	CD2-CE2	5.94	1.48	1.41
1	4F	169	TYR	CG-CD2	5.94	1.46	1.39
1	4R	33	SER	CA-CB	5.94	1.61	1.52
1	8M	32	PHE	CG-CD2	5.94	1.47	1.38
1	9n	145	TYR	CG-CD2	5.94	1.46	1.39

Continued on next page...

Continued from previous page...

Mol	Chain	Res	Type	Atoms	Z	Observed(Å)	Ideal(Å)
1	bL	145	TYR	CD2-CE2	5.94	1.48	1.39
1	dl	92	GLU	CB-CG	5.94	1.63	1.52
1	fo	32	PHE	CG-CD2	5.94	1.47	1.38
1	gv	38	PRO	N-CA	-5.94	1.37	1.47
1	40	62	HIS	CB-CG	-5.94	1.39	1.50
1	6O	164	TYR	CG-CD1	5.94	1.46	1.39
1	6T	149	SER	CA-CB	5.94	1.61	1.52
1	cA	27	VAL	CB-CG1	5.94	1.65	1.52
1	c	146	SER	CA-CB	5.94	1.61	1.52
1	V	73	ILE	N-CA	5.94	1.58	1.46
1	gg	17	PRO	N-CD	-5.93	1.39	1.47
1	gq	162	ARG	CZ-NH2	-5.93	1.25	1.33
1	98	162	ARG	CZ-NH2	-5.93	1.25	1.33
1	b0	101	GLY	N-CA	5.93	1.54	1.46
1	1c	75	GLU	CB-CG	5.93	1.63	1.52
1	cc	213	GLU	CG-CD	-5.93	1.43	1.51
1	ck	130	TYR	CD2-CE2	5.93	1.48	1.39
1	cw	161	PHE	CB-CG	5.93	1.61	1.51
1	dM	130	TYR	CG-CD1	5.93	1.46	1.39
1	s	79	GLU	CD-OE2	5.93	1.32	1.25
1	gI	1	PRO	N-CD	5.93	1.56	1.47
1	iC	95	GLN	CG-CD	5.93	1.64	1.51
1	iT	168	PHE	CG-CD2	5.93	1.47	1.38
1	j2	97	ARG	NE-CZ	5.93	1.40	1.33
1	3Y	154	ARG	NE-CZ	-5.93	1.25	1.33
1	56	164	TYR	CE1-CZ	5.93	1.46	1.38
1	6z	198	CYS	C-N	5.93	1.47	1.34
1	84	96	MET	CG-SD	5.93	1.96	1.81
1	9G	130	TYR	CE1-CZ	5.93	1.46	1.38
1	aE	191	VAL	CB-CG2	5.93	1.65	1.52
1	bc	16	SER	CB-OG	5.93	1.50	1.42
1	d4	194	ALA	CA-CB	5.93	1.65	1.52
1	dT	18	ARG	CD-NE	5.93	1.56	1.46
1	1t	145	TYR	CZ-OH	5.93	1.48	1.37
1	r	225	GLY	N-CA	5.93	1.54	1.46
1	j1	126	VAL	C-N	5.93	1.43	1.33
1	jb	106	GLY	CA-C	-5.93	1.42	1.51
1	kA	173	ARG	CD-NE	5.93	1.56	1.46
1	lc	128	GLU	CD-OE1	-5.93	1.19	1.25
1	2f	122	PRO	CA-CB	5.93	1.65	1.53
1	2J	29	GLU	CD-OE2	5.93	1.32	1.25
1	5v	99	PRO	N-CD	-5.93	1.39	1.47

Continued on next page...

Continued from previous page...

Mol	Chain	Res	Type	Atoms	Z	Observed(Å)	Ideal(Å)
1	5y	186	THR	N-CA	5.93	1.58	1.46
1	a5	219	GLN	C-N	5.93	1.43	1.33
1	dx	164	TYR	CG-CD1	-5.93	1.31	1.39
1	dz	33	SER	CA-CB	5.93	1.61	1.52
1	fJ	79	GLU	CD-OE2	5.93	1.32	1.25
1	fM	32	PHE	CE1-CZ	5.93	1.48	1.37
1	kX	60	GLY	N-CA	-5.93	1.37	1.46
1	4M	180	GLU	CD-OE1	-5.93	1.19	1.25
1	50	44	SER	CA-CB	5.93	1.61	1.52
1	6U	32	PHE	CG-CD1	5.93	1.47	1.38
1	cB	157	PRO	N-CD	5.93	1.56	1.47
1	cN	59	VAL	CB-CG1	5.93	1.65	1.52
1	gi	173	ARG	CD-NE	5.93	1.56	1.46
1	h1	220	GLY	CA-C	5.93	1.61	1.51
1	jN	18	ARG	CZ-NH1	-5.93	1.25	1.33
1	3U	168	PHE	CG-CD2	5.93	1.47	1.38
1	8s	145	TYR	CG-CD1	5.93	1.46	1.39
1	9i	23	TRP	CG-CD1	-5.93	1.28	1.36
1	eb	82	ARG	CD-NE	5.93	1.56	1.46
1	fF	33	SER	CA-CB	5.93	1.61	1.52
1	hp	123	PRO	N-CA	-5.92	1.37	1.47
1	1P	98	GLU	CG-CD	5.92	1.60	1.51
1	iz	78	ALA	CA-CB	5.92	1.64	1.52
1	kD	178	SER	CA-CB	5.92	1.61	1.52
1	le	175	GLU	CD-OE1	5.92	1.32	1.25
1	3O	207	PRO	CA-C	-5.92	1.41	1.52
1	3V	97	ARG	CZ-NH2	-5.92	1.25	1.33
1	45	102	SER	CA-CB	5.92	1.61	1.52
1	4r	133	TRP	NE1-CE2	5.92	1.45	1.37
1	4H	175	GLU	CG-CD	5.92	1.60	1.51
1	5A	18	ARG	CG-CD	5.92	1.66	1.51
1	8n	161	PHE	CG-CD1	5.92	1.47	1.38
1	be	109	SER	CA-CB	5.92	1.61	1.52
1	hn	169	TYR	CB-CG	5.92	1.60	1.51
1	iV	130	TYR	CG-CD1	5.92	1.46	1.39
1	6S	44	SER	CA-CB	5.92	1.61	1.52
1	7w	28	GLU	CB-CG	5.92	1.63	1.52
1	gP	145	TYR	CB-CG	5.92	1.60	1.51
1	iv	143	ARG	CD-NE	5.92	1.56	1.46
1	l3	4	GLN	CA-CB	5.92	1.67	1.53
1	lJ	80	TRP	CD2-CE2	5.92	1.48	1.41
1	6b	130	TYR	CB-CG	-5.92	1.42	1.51

Continued on next page...

Continued from previous page...

Mol	Chain	Res	Type	Atoms	Z	Observed(Å)	Ideal(Å)
1	9a	224	PRO	CA-CB	5.92	1.65	1.53
1	bI	160	PRO	N-CD	-5.92	1.39	1.47
1	dz	42	ALA	CA-CB	5.92	1.64	1.52
1	1C	32	PHE	CG-CD2	5.92	1.47	1.38
1	lb	23	TRP	CG-CD2	-5.92	1.33	1.43
1	lq	164	TYR	CG-CD2	5.92	1.46	1.39
1	lK	229	ARG	CZ-NH1	-5.92	1.25	1.33
1	3f	100	ARG	CZ-NH1	-5.92	1.25	1.33
1	7x	229	ARG	CZ-NH2	-5.92	1.25	1.33
1	8u	44	SER	CA-CB	5.92	1.61	1.52
1	bC	29	GLU	CD-OE1	5.92	1.32	1.25
1	gX	128	GLU	CB-CG	5.92	1.63	1.52
1	1H	109	SER	CA-CB	5.92	1.61	1.52
1	jA	75	GLU	CD-OE2	5.92	1.32	1.25
1	jB	164	TYR	CB-CG	5.92	1.60	1.51
1	jZ	45	GLU	C-N	5.92	1.43	1.33
1	lk	86	VAL	CB-CG1	5.92	1.65	1.52
1	9x	64	ALA	CA-CB	5.92	1.64	1.52
1	aE	145	TYR	CB-CG	5.92	1.60	1.51
1	bb	32	PHE	CG-CD1	5.92	1.47	1.38
1	do	122	PRO	CA-CB	5.92	1.65	1.53
1	fV	169	TYR	CE1-CZ	5.92	1.46	1.38
1	y	109	SER	CA-CB	5.92	1.61	1.52
1	8	137	GLY	CA-C	5.92	1.61	1.51
1	gX	149	SER	CB-OG	5.92	1.50	1.42
1	ji	82	ARG	CZ-NH2	-5.92	1.25	1.33
1	k7	49	PRO	N-CD	-5.92	1.39	1.47
1	eY	226	HIS	CB-CG	-5.92	1.39	1.50
1	iz	178	SER	CA-CB	5.92	1.61	1.52
1	jl	46	GLY	N-CA	5.92	1.54	1.46
1	kh	169	TYR	CB-CG	-5.92	1.42	1.51
1	8S	82	ARG	CZ-NH1	-5.92	1.25	1.33
1	f6	82	ARG	CD-NE	5.92	1.56	1.46
1	i6	173	ARG	CZ-NH2	-5.91	1.25	1.33
1	l0	46	GLY	N-CA	-5.91	1.37	1.46
1	2B	98	GLU	CB-CG	5.91	1.63	1.52
1	3O	137	GLY	N-CA	5.91	1.54	1.46
1	5c	175	GLU	CD-OE2	-5.91	1.19	1.25
1	8M	71	GLU	CD-OE1	5.91	1.32	1.25
1	db	60	GLY	CA-C	-5.91	1.42	1.51
1	di	16	SER	CA-CB	5.91	1.61	1.52
1	dA	86	VAL	CB-CG1	5.91	1.65	1.52

Continued on next page...

Continued from previous page...

Mol	Chain	Res	Type	Atoms	Z	Observed(Å)	Ideal(Å)
1	4W	146	SER	CA-CB	5.91	1.61	1.52
1	9g	213	GLU	CB-CG	5.91	1.63	1.52
1	dT	60	GLY	CA-C	-5.91	1.42	1.51
1	S	136	LEU	C-N	5.91	1.43	1.33
1	hJ	133	TRP	CD2-CE2	-5.91	1.34	1.41
1	iG	35	GLU	CG-CD	5.91	1.60	1.51
1	jj	155	GLN	C-N	5.91	1.43	1.33
1	2l	133	TRP	CD2-CE2	5.91	1.48	1.41
1	3R	1	PRO	N-CD	5.91	1.56	1.47
1	6T	133	TRP	CZ2-CH2	5.91	1.48	1.37
1	9t	167	ARG	CD-NE	5.91	1.56	1.46
1	c0	161	PHE	CG-CD1	5.91	1.47	1.38
1	dq	125	PRO	N-CA	5.91	1.57	1.47
1	gA	167	ARG	CZ-NH1	-5.91	1.25	1.33
1	ih	156	GLY	N-CA	5.91	1.54	1.46
1	3o	169	TYR	CE2-CZ	5.91	1.46	1.38
1	5e	100	ARG	CG-CD	5.91	1.66	1.51
1	5Q	49	PRO	N-CD	5.91	1.56	1.47
1	9p	98	GLU	C-N	-5.91	1.23	1.34
1	dD	212	GLU	CD-OE1	5.91	1.32	1.25
1	o	102	SER	CA-CB	5.91	1.61	1.52
1	F	175	GLU	CD-OE1	5.91	1.32	1.25
1	gG	33	SER	CB-OG	5.91	1.50	1.42
1	hg	33	SER	CB-OG	5.91	1.50	1.42
1	D	159	GLU	CG-CD	5.91	1.60	1.51
1	J	32	PHE	CG-CD1	5.91	1.47	1.38
1	jy	65	ALA	CA-CB	5.91	1.64	1.52
1	jA	164	TYR	CE1-CZ	5.91	1.46	1.38
1	kM	16	SER	CA-CB	5.91	1.61	1.52
1	2l	145	TYR	CG-CD2	5.91	1.46	1.39
1	2o	41	SER	CA-CB	5.91	1.61	1.52
1	4Z	133	TRP	CA-CB	5.91	1.67	1.53
1	6C	184	TRP	NE1-CE2	-5.91	1.29	1.37
1	7w	1	PRO	N-CD	5.91	1.56	1.47
1	8d	145	TYR	CG-CD1	5.91	1.46	1.39
1	8s	130	TYR	CA-CB	5.91	1.67	1.53
1	8B	154	ARG	CD-NE	5.91	1.56	1.46
1	99	145	TYR	CG-CD2	5.91	1.46	1.39
1	dR	184	TRP	CD2-CE3	-5.91	1.31	1.40
1	dZ	117	TRP	NE1-CE2	5.91	1.45	1.37
1	9Z	144	MET	CA-CB	5.90	1.67	1.53
1	a4	41	SER	CA-CB	5.90	1.61	1.52

Continued on next page...

Continued from previous page...

Mol	Chain	Res	Type	Atoms	Z	Observed(Å)	Ideal(Å)
1	fb	16	SER	CA-CB	5.90	1.61	1.52
1	hr	146	SER	CB-OG	5.90	1.50	1.42
1	jA	145	TYR	CE2-CZ	5.90	1.46	1.38
1	kJ	145	TYR	CZ-OH	5.90	1.47	1.37
1	3T	11	VAL	CA-CB	-5.90	1.42	1.54
1	53	184	TRP	CD2-CE2	5.90	1.48	1.41
1	9s	80	TRP	NE1-CE2	-5.90	1.29	1.37
1	aZ	229	ARG	CD-NE	5.90	1.56	1.46
1	1u	44	SER	CA-CB	5.90	1.61	1.52
1	fO	142	VAL	CB-CG1	5.90	1.65	1.52
1	jm	128	GLU	CD-OE2	-5.90	1.19	1.25
1	6N	136	LEU	C-N	5.90	1.43	1.33
1	8I	213	GLU	CA-CB	5.90	1.67	1.53
1	dl	117	TRP	CD2-CE2	5.90	1.48	1.41
1	f6	130	TYR	CG-CD2	-5.90	1.31	1.39
1	jk	100	ARG	CG-CD	5.90	1.66	1.51
1	js	128	GLU	CB-CG	5.90	1.63	1.52
1	5d	68	MET	CG-SD	5.90	1.96	1.81
1	9m	169	TYR	CE1-CZ	5.90	1.46	1.38
1	at	130	TYR	CB-CG	-5.90	1.42	1.51
1	bX	180	GLU	CG-CD	-5.90	1.43	1.51
1	dm	38	PRO	N-CD	-5.90	1.39	1.47
1	gN	99	PRO	N-CA	-5.90	1.37	1.47
1	hb	16	SER	CA-CB	5.90	1.61	1.52
1	j8	178	SER	CA-CB	5.90	1.61	1.52
1	3S	44	SER	CA-CB	5.90	1.61	1.52
1	4u	155	GLN	CG-CD	5.90	1.64	1.51
1	5g	105	ALA	CA-CB	5.90	1.64	1.52
1	8a	41	SER	CB-OG	5.90	1.50	1.42
1	8i	79	GLU	CD-OE2	5.90	1.32	1.25
1	8o	82	ARG	CD-NE	5.90	1.56	1.46
1	ak	23	TRP	CD1-NE1	5.90	1.48	1.38
1	av	23	TRP	CD2-CE3	5.90	1.49	1.40
1	bQ	149	SER	CA-CB	5.90	1.61	1.52
1	er	164	TYR	CG-CD1	-5.90	1.31	1.39
1	d1	44	SER	CA-CB	5.90	1.61	1.52
1	do	130	TYR	CZ-OH	5.90	1.47	1.37
1	fO	29	GLU	CG-CD	-5.90	1.43	1.51
1	hs	193	ASN	CB-CG	5.89	1.64	1.51
1	jW	71	GLU	CB-CG	5.89	1.63	1.52
1	4X	130	TYR	CG-CD2	-5.89	1.31	1.39
1	5s	80	TRP	CG-CD1	5.89	1.45	1.36

Continued on next page...

Continued from previous page...

Mol	Chain	Res	Type	Atoms	Z	Observed(Å)	Ideal(Å)
1	92	97	ARG	CD-NE	5.89	1.56	1.46
1	9I	143	ARG	CZ-NH2	-5.89	1.25	1.33
1	dl	145	TYR	CD1-CE1	5.89	1.48	1.39
1	dH	117	TRP	CA-CB	5.89	1.67	1.53
1	eZ	113	GLU	CB-CG	5.89	1.63	1.52
1	lZ	92	GLU	CD-OE2	5.89	1.32	1.25
1	kG	156	GLY	N-CA	-5.89	1.37	1.46
1	46	12	HIS	CA-CB	5.89	1.67	1.53
1	53	46	GLY	CA-C	-5.89	1.42	1.51
1	6T	131	LYS	CD-CE	5.89	1.66	1.51
1	9x	178	SER	CA-CB	5.89	1.61	1.52
1	10	164	TYR	CE2-CZ	5.89	1.46	1.38
1	bQ	209	ALA	CA-CB	5.89	1.64	1.52
1	dI	224	PRO	C-N	5.89	1.43	1.33
1	ep	86	VAL	CB-CG1	5.89	1.65	1.52
1	et	85	PRO	N-CA	-5.89	1.37	1.47
1	fb	76	GLU	CD-OE2	-5.89	1.19	1.25
1	gh	130	TYR	CB-CG	-5.89	1.42	1.51
1	j8	41	SER	CA-CB	5.89	1.61	1.52
1	kg	124	ILE	C-N	-5.89	1.23	1.34
1	64	138	LEU	CA-CB	5.89	1.67	1.53
1	6S	164	TYR	CG-CD1	5.89	1.46	1.39
1	76	130	TYR	CE2-CZ	5.89	1.46	1.38
1	a7	213	GLU	N-CA	-5.89	1.34	1.46
1	bd	167	ARG	CD-NE	5.89	1.56	1.46
1	eE	56	LEU	CA-CB	5.89	1.67	1.53
1	eF	159	GLU	CD-OE1	5.89	1.32	1.25
1	go	33	SER	CA-CB	5.89	1.61	1.52
1	2v	229	ARG	CZ-NH1	-5.89	1.25	1.33
1	5d	122	PRO	N-CA	-5.89	1.37	1.47
1	7r	231	LEU	CA-CB	5.89	1.67	1.53
1	8e	16	SER	CA-CB	5.89	1.61	1.52
1	9Y	138	LEU	CA-CB	5.89	1.67	1.53
1	ac	213	GLU	CB-CG	5.89	1.63	1.52
1	3e	208	ALA	CA-CB	5.89	1.64	1.52
1	3m	17	PRO	N-CD	-5.89	1.39	1.47
1	4h	61	GLY	N-CA	5.89	1.54	1.46
1	gb	33	SER	CA-CB	5.89	1.61	1.52
1	gK	145	TYR	CG-CD2	5.89	1.46	1.39
1	hn	209	ALA	CA-CB	5.89	1.64	1.52
1	hW	222	GLY	CA-C	5.89	1.61	1.51
1	7k	75	GLU	CD-OE2	5.89	1.32	1.25

Continued on next page...

Continued from previous page...

Mol	Chain	Res	Type	Atoms	Z	Observed(Å)	Ideal(Å)
1	ay	161	PHE	CE1-CZ	5.89	1.48	1.37
1	cR	16	SER	CA-CB	5.89	1.61	1.52
1	dS	76	GLU	CG-CD	5.89	1.60	1.51
1	e1	168	PHE	CG-CD2	5.89	1.47	1.38
1	1s	44	SER	CA-CB	5.89	1.61	1.52
1	fq	218	CYS	CB-SG	5.89	1.92	1.82
1	fy	134	ILE	CA-CB	-5.89	1.41	1.54
1	B	142	VAL	CB-CG1	5.89	1.65	1.52
1	iv	169	TYR	CB-CG	-5.88	1.42	1.51
1	iF	32	PHE	CE2-CZ	5.88	1.48	1.37
1	j8	145	TYR	CG-CD1	5.88	1.46	1.39
1	js	1	PRO	N-CD	5.88	1.56	1.47
1	kr	28	GLU	CG-CD	-5.88	1.43	1.51
1	kQ	167	ARG	CZ-NH1	-5.88	1.25	1.33
1	kV	7	GLN	C-N	5.88	1.43	1.33
1	3m	222	GLY	N-CA	5.88	1.54	1.46
1	7N	109	SER	CB-OG	5.88	1.50	1.42
1	8o	45	GLU	CD-OE1	-5.88	1.19	1.25
1	8S	164	TYR	CG-CD2	5.88	1.46	1.39
1	99	92	GLU	CG-CD	-5.88	1.43	1.51
1	9j	106	GLY	CA-C	-5.88	1.42	1.51
1	ce	19	THR	CB-OG1	-5.88	1.31	1.43
1	hY	40	PHE	CG-CD1	5.88	1.47	1.38
1	is	130	TYR	CG-CD2	5.88	1.46	1.39
1	iJ	130	TYR	CG-CD2	5.88	1.46	1.39
1	jj	206	GLY	N-CA	5.88	1.54	1.46
1	2j	38	PRO	N-CD	-5.88	1.39	1.47
1	3j	97	ARG	CD-NE	5.88	1.56	1.46
1	4U	164	TYR	CE2-CZ	5.88	1.46	1.38
1	8w	205	LEU	CA-CB	5.88	1.67	1.53
1	in	229	ARG	CD-NE	5.88	1.56	1.46
1	3e	161	PHE	CG-CD1	5.88	1.47	1.38
1	4j	169	TYR	CG-CD1	5.88	1.46	1.39
1	4l	109	SER	CA-CB	5.88	1.61	1.52
1	6H	92	GLU	CB-CG	5.88	1.63	1.52
1	73	169	TYR	CG-CD1	5.88	1.46	1.39
1	8J	165	VAL	CA-CB	-5.88	1.42	1.54
1	be	29	GLU	CD-OE1	5.88	1.32	1.25
1	1u	122	PRO	N-CD	-5.88	1.39	1.47
1	J	80	TRP	CG-CD1	5.88	1.45	1.36
1	ic	175	GLU	CB-CG	5.88	1.63	1.52
1	iH	94	GLY	CA-C	-5.88	1.42	1.51

Continued on next page...

Continued from previous page...

Mol	Chain	Res	Type	Atoms	Z	Observed(Å)	Ideal(Å)
1	3i	149	SER	CB-OG	5.88	1.49	1.42
1	8g	133	TRP	NE1-CE2	-5.88	1.29	1.37
1	g9	44	SER	CA-CB	5.88	1.61	1.52
1	gh	178	SER	CA-CB	5.88	1.61	1.52
1	1I	117	TRP	NE1-CE2	-5.88	1.29	1.37
1	iE	229	ARG	CZ-NH1	-5.88	1.25	1.33
1	iQ	212	GLU	CB-CG	5.88	1.63	1.52
1	28	7	GLN	C-N	5.88	1.43	1.33
1	3e	102	SER	CA-CB	5.88	1.61	1.52
1	5Z	33	SER	CA-CB	5.88	1.61	1.52
1	7N	61	GLY	CA-C	-5.88	1.42	1.51
1	7Y	175	GLU	CB-CG	5.88	1.63	1.52
1	cZ	161	PHE	CG-CD2	5.88	1.47	1.38
1	ek	164	TYR	CG-CD1	5.88	1.46	1.39
1	eY	76	GLU	CB-CG	5.88	1.63	1.52
1	g4	113	GLU	CD-OE2	-5.88	1.19	1.25
1	hR	133	TRP	NE1-CE2	-5.88	1.29	1.37
1	2J	173	ARG	CD-NE	5.88	1.56	1.46
1	3l	49	PRO	N-CA	5.88	1.57	1.47
1	3u	180	GLU	CD-OE2	5.88	1.32	1.25
1	7I	9	GLN	CG-CD	5.88	1.64	1.51
1	8g	71	GLU	CD-OE2	5.88	1.32	1.25
1	9C	101	GLY	N-CA	5.88	1.54	1.46
1	a9	128	GLU	CD-OE2	5.88	1.32	1.25
1	aD	117	TRP	CE2-CZ2	-5.88	1.29	1.39
1	1h	133	TRP	CD2-CE2	5.88	1.48	1.41
1	1j	130	TYR	CZ-OH	5.88	1.47	1.37
1	1B	80	TRP	NE1-CE2	5.88	1.45	1.37
1	hB	64	ALA	CA-CB	5.88	1.64	1.52
1	kq	41	SER	CB-OG	5.88	1.49	1.42
1	57	61	GLY	N-CA	-5.88	1.37	1.46
1	dP	145	TYR	CB-CG	5.88	1.60	1.51
1	1D	184	TRP	NE1-CE2	-5.87	1.29	1.37
1	gw	105	ALA	CA-CB	5.87	1.64	1.52
1	hH	79	GLU	CA-C	5.87	1.68	1.52
1	2H	130	TYR	CG-CD1	5.87	1.46	1.39
1	3t	213	GLU	CD-OE2	5.87	1.32	1.25
1	6Q	98	GLU	CB-CG	5.87	1.63	1.52
1	85	159	GLU	CB-CG	5.87	1.63	1.52
1	9l	168	PHE	CG-CD1	5.87	1.47	1.38
1	g5	168	PHE	CB-CG	-5.87	1.41	1.51
1	1	132	ARG	CZ-NH2	-5.87	1.25	1.33

Continued on next page...

Continued from previous page...

Mol	Chain	Res	Type	Atoms	Z	Observed(Å)	Ideal(Å)
1	2	106	GLY	N-CA	5.87	1.54	1.46
1	u	28	GLU	CD-OE1	5.87	1.32	1.25
1	i2	52	LEU	CA-CB	5.87	1.67	1.53
1	iq	98	GLU	CB-CG	5.87	1.63	1.52
1	kz	184	TRP	CZ2-CH2	5.87	1.48	1.37
1	lC	199	LYS	CA-CB	5.87	1.66	1.53
1	4E	133	TRP	CD2-CE3	5.87	1.49	1.40
1	58	23	TRP	N-CA	-5.87	1.34	1.46
1	5b	35	GLU	CG-CD	5.87	1.60	1.51
1	5z	156	GLY	N-CA	-5.87	1.37	1.46
1	7W	75	GLU	CG-CD	5.87	1.60	1.51
1	9N	69	LEU	CA-CB	5.87	1.67	1.53
1	f5	169	TYR	CE2-CZ	-5.87	1.30	1.38
1	1T	100	ARG	CD-NE	5.87	1.56	1.46
1	5p	1	PRO	N-CD	5.87	1.56	1.47
1	69	169	TYR	CE1-CZ	5.87	1.46	1.38
1	a2	206	GLY	CA-C	-5.87	1.42	1.51
1	ak	113	GLU	CD-OE1	5.87	1.32	1.25
1	cf	130	TYR	CE1-CZ	5.87	1.46	1.38
1	dO	126	VAL	C-N	5.87	1.43	1.33
1	eF	92	GLU	CD-OE2	5.87	1.32	1.25
1	i7	18	ARG	CZ-NH1	-5.87	1.25	1.33
1	ie	16	SER	CA-CB	5.87	1.61	1.52
1	iV	40	PHE	CG-CD1	5.87	1.47	1.38
1	ju	117	TRP	CZ3-CH2	5.87	1.49	1.40
1	2m	147	PRO	N-CD	-5.87	1.39	1.47
1	2Z	149	SER	CA-CB	5.87	1.61	1.52
1	4y	38	PRO	CA-C	-5.87	1.41	1.52
1	6I	130	TYR	CE2-CZ	-5.87	1.30	1.38
1	aR	1	PRO	N-CD	5.87	1.56	1.47
1	ig	215	MET	CA-CB	5.87	1.66	1.53
1	64	213	GLU	CD-OE1	-5.87	1.19	1.25
1	6M	14	ALA	CA-CB	5.87	1.64	1.52
1	7l	223	GLY	CA-C	5.87	1.61	1.51
1	83	106	GLY	CA-C	-5.87	1.42	1.51
1	89	8	GLY	CA-C	-5.87	1.42	1.51
1	a8	36	VAL	CB-CG2	5.87	1.65	1.52
1	ay	44	SER	CB-OG	5.87	1.49	1.42
1	bQ	17	PRO	N-CD	5.87	1.56	1.47
1	dB	193	ASN	N-CA	-5.87	1.34	1.46
1	iH	8	GLY	CA-C	5.87	1.61	1.51
1	kW	222	GLY	C-N	5.87	1.43	1.33

Continued on next page...

Continued from previous page...

Mol	Chain	Res	Type	Atoms	Z	Observed(Å)	Ideal(Å)
1	2P	145	TYR	CE2-CZ	5.87	1.46	1.38
1	30	113	GLU	CD-OE2	5.87	1.32	1.25
1	54	36	VAL	CB-CG1	5.87	1.65	1.52
1	6y	109	SER	CA-CB	5.87	1.61	1.52
1	9Y	1	PRO	N-CD	5.87	1.56	1.47
1	cE	60	GLY	CA-C	-5.87	1.42	1.51
1	eu	164	TYR	CG-CD2	5.87	1.46	1.39
1	q	145	TYR	CE2-CZ	5.87	1.46	1.38
1	T	76	GLU	CB-CG	5.87	1.63	1.52
1	g8	132	ARG	CD-NE	5.86	1.56	1.46
1	hV	88	ALA	C-N	5.86	1.43	1.33
1	j2	102	SER	CA-CB	5.86	1.61	1.52
1	2Z	145	TYR	CZ-OH	5.86	1.47	1.37
1	30	117	TRP	CD2-CE2	-5.86	1.34	1.41
1	5T	168	PHE	CG-CD2	5.86	1.47	1.38
1	9n	167	ARG	CD-NE	5.86	1.56	1.46
1	a3	75	GLU	CD-OE1	5.86	1.32	1.25
1	1x	40	PHE	CG-CD2	5.86	1.47	1.38
1	g7	164	TYR	CZ-OH	5.86	1.47	1.37
1	hM	145	TYR	CG-CD1	5.86	1.46	1.39
1	kp	132	ARG	CD-NE	5.86	1.56	1.46
1	2y	145	TYR	CE2-CZ	5.86	1.46	1.38
1	3D	164	TYR	CG-CD1	5.86	1.46	1.39
1	gB	130	TYR	CB-CG	-5.86	1.42	1.51
1	gL	120	HIS	CA-CB	5.86	1.66	1.53
1	kI	29	GLU	CB-CG	5.86	1.63	1.52
1	kT	16	SER	CA-CB	5.86	1.61	1.52
1	2j	46	GLY	CA-C	-5.86	1.42	1.51
1	2y	80	TRP	CD2-CE2	5.86	1.48	1.41
1	3O	32	PHE	CG-CD2	5.86	1.47	1.38
1	4c	147	PRO	N-CD	-5.86	1.39	1.47
1	5b	88	ALA	C-N	5.86	1.43	1.33
1	5Y	117	TRP	NE1-CE2	-5.86	1.29	1.37
1	8Q	84	HIS	CG-CD2	5.86	1.45	1.35
1	8T	31	ALA	CA-C	5.86	1.68	1.52
1	8Z	169	TYR	CE1-CZ	5.86	1.46	1.38
1	aG	89	GLY	N-CA	5.86	1.54	1.46
1	cF	184	TRP	CE3-CZ3	5.86	1.48	1.38
1	d2	169	TYR	CE2-CZ	5.86	1.46	1.38
1	li	29	GLU	CG-CD	5.86	1.60	1.51
1	lQ	169	TYR	CE2-CZ	5.86	1.46	1.38
1	6e	146	SER	CA-CB	5.86	1.61	1.52

Continued on next page...

Continued from previous page...

Mol	Chain	Res	Type	Atoms	Z	Observed(Å)	Ideal(Å)
1	9C	164	TYR	CE1-CZ	5.86	1.46	1.38
1	cc	75	GLU	CG-CD	5.86	1.60	1.51
1	e7	40	PHE	CA-CB	5.86	1.66	1.53
1	fl	44	SER	CA-CB	5.86	1.61	1.52
1	gp	100	ARG	C-N	5.86	1.43	1.33
1	lI	76	GLU	CG-CD	-5.86	1.43	1.51
1	ib	44	SER	CB-OG	5.86	1.49	1.42
1	iB	102	SER	CA-CB	5.86	1.61	1.52
1	jJ	117	TRP	CE3-CZ3	5.86	1.48	1.38
1	lk	97	ARG	CZ-NH1	-5.86	1.25	1.33
1	2F	162	ARG	NE-CZ	-5.86	1.25	1.33
1	3I	223	GLY	N-CA	5.86	1.54	1.46
1	4G	82	ARG	CZ-NH1	-5.86	1.25	1.33
1	69	18	ARG	CZ-NH1	-5.86	1.25	1.33
1	8D	89	GLY	CA-C	5.86	1.61	1.51
1	9j	1	PRO	N-CA	5.86	1.57	1.47
1	ff	161	PHE	CG-CD1	5.86	1.47	1.38
1	fm	175	GLU	CG-CD	5.86	1.60	1.51
1	gj	92	GLU	CG-CD	5.86	1.60	1.51
1	ip	180	GLU	CD-OE1	5.86	1.32	1.25
1	4k	92	GLU	CG-CD	5.86	1.60	1.51
1	4Q	156	GLY	N-CA	-5.86	1.37	1.46
1	5g	225	GLY	CA-C	-5.86	1.42	1.51
1	7g	79	GLU	CD-OE1	5.86	1.32	1.25
1	7v	126	VAL	C-N	5.86	1.43	1.33
1	bv	79	GLU	CB-CG	5.86	1.63	1.52
1	cp	167	ARG	CZ-NH1	-5.86	1.25	1.33
1	V	145	TYR	CZ-OH	5.86	1.47	1.37
1	2m	87	HIS	CB-CG	5.85	1.60	1.50
1	7K	33	SER	CB-OG	5.85	1.49	1.42
1	84	213	GLU	CD-OE2	5.85	1.32	1.25
1	g1	33	SER	CA-CB	5.85	1.61	1.52
1	x	62	HIS	CB-CG	5.85	1.60	1.50
1	gV	87	HIS	CG-CD2	5.85	1.45	1.35
1	iE	1	PRO	N-CD	5.85	1.56	1.47
1	k4	98	GLU	CG-CD	5.85	1.60	1.51
1	5c	8	GLY	N-CA	5.85	1.54	1.46
1	6T	28	GLU	CB-CG	5.85	1.63	1.52
1	8a	175	GLU	CB-CG	5.85	1.63	1.52
1	9C	99	PRO	CA-C	5.85	1.64	1.52
1	9F	44	SER	CB-OG	-5.85	1.34	1.42
1	bi	164	TYR	CE2-CZ	5.85	1.46	1.38

Continued on next page...

Continued from previous page...

Mol	Chain	Res	Type	Atoms	Z	Observed(Å)	Ideal(Å)
1	bC	213	GLU	CD-OE2	5.85	1.32	1.25
1	c0	143	ARG	CD-NE	5.85	1.56	1.46
1	gI	130	TYR	CE1-CZ	5.85	1.46	1.38
1	lg	80	TRP	CA-CB	5.85	1.66	1.53
1	l0	124	ILE	C-N	-5.85	1.23	1.34
1	2q	184	TRP	CG-CD2	5.85	1.53	1.43
1	5H	41	SER	CB-OG	5.85	1.49	1.42
1	65	85	PRO	N-CA	-5.85	1.37	1.47
1	8q	145	TYR	CE2-CZ	5.85	1.46	1.38
1	8s	191	VAL	CB-CG2	5.85	1.65	1.52
1	1C	4	GLN	CA-CB	5.85	1.66	1.53
1	hs	146	SER	CB-OG	5.85	1.49	1.42
1	iP	164	TYR	CG-CD2	5.85	1.46	1.39
1	jB	143	ARG	CD-NE	5.85	1.56	1.46
1	2n	145	TYR	CG-CD1	5.85	1.46	1.39
1	2z	130	TYR	CG-CD1	5.85	1.46	1.39
1	5A	223	GLY	N-CA	5.85	1.54	1.46
1	6B	117	TRP	CZ2-CH2	5.85	1.48	1.37
1	74	169	TYR	CG-CD2	5.85	1.46	1.39
1	7s	130	TYR	CE2-CZ	5.85	1.46	1.38
1	8M	40	PHE	CG-CD2	5.85	1.47	1.38
1	gd	211	LEU	CB-CG	5.85	1.69	1.52
1	iF	60	GLY	CA-C	-5.85	1.42	1.51
1	iP	229	ARG	CA-CB	5.85	1.66	1.53
1	jx	218	CYS	CB-SG	5.85	1.92	1.82
1	3E	175	GLU	CD-OE2	5.85	1.32	1.25
1	5t	92	GLU	CB-CG	5.85	1.63	1.52
1	8L	38	PRO	N-CD	-5.85	1.39	1.47
1	16	169	TYR	CG-CD1	5.85	1.46	1.39
1	19	145	TYR	CZ-OH	5.85	1.47	1.37
1	cd	169	TYR	CB-CG	5.85	1.60	1.51
1	cY	18	ARG	CZ-NH2	-5.85	1.25	1.33
1	dx	40	PHE	CE2-CZ	5.85	1.48	1.37
1	eu	80	TRP	CG-CD2	5.85	1.53	1.43
1	fs	97	ARG	CZ-NH1	-5.85	1.25	1.33
1	fv	203	LYS	CA-CB	5.85	1.66	1.53
1	5u	99	PRO	N-CD	-5.85	1.39	1.47
1	5O	154	ARG	CZ-NH2	-5.85	1.25	1.33
1	7a	99	PRO	CA-CB	5.85	1.65	1.53
1	98	100	ARG	CD-NE	5.85	1.56	1.46
1	an	24	VAL	CB-CG1	5.85	1.65	1.52
1	eH	230	VAL	CB-CG2	5.85	1.65	1.52

Continued on next page...

Continued from previous page...

Mol	Chain	Res	Type	Atoms	Z	Observed(Å)	Ideal(Å)
1	a	130	TYR	CG-CD1	5.85	1.46	1.39
1	gh	122	PRO	CA-CB	5.84	1.65	1.53
1	hq	89	GLY	CA-C	-5.84	1.42	1.51
1	iM	133	TRP	CE3-CZ3	5.84	1.48	1.38
1	2k	32	PHE	CE2-CZ	5.84	1.48	1.37
1	3k	100	ARG	NE-CZ	5.84	1.40	1.33
1	4k	116	GLY	N-CA	5.84	1.54	1.46
1	5K	145	TYR	CB-CG	-5.84	1.42	1.51
1	8P	1	PRO	N-CD	5.84	1.56	1.47
1	9N	168	PHE	CG-CD2	5.84	1.47	1.38
1	1B	181	VAL	CA-CB	-5.84	1.42	1.54
1	ge	45	GLU	CD-OE2	5.84	1.32	1.25
1	1E	35	GLU	CB-CG	5.84	1.63	1.52
1	hb	89	GLY	CA-C	5.84	1.61	1.51
1	hJ	33	SER	CA-CB	5.84	1.61	1.52
1	jA	29	GLU	CB-CG	5.84	1.63	1.52
1	fV	23	TRP	CE2-CZ2	5.84	1.49	1.39
1	g	92	GLU	CD-OE2	5.84	1.32	1.25
1	hC	4	GLN	CA-CB	5.84	1.66	1.53
1	iN	109	SER	CB-OG	5.84	1.49	1.42
1	kb	18	ARG	CZ-NH1	-5.84	1.25	1.33
1	lI	222	GLY	CA-C	-5.84	1.42	1.51
1	lQ	1	PRO	N-CD	5.84	1.56	1.47
1	6s	80	TRP	NE1-CE2	-5.84	1.29	1.37
1	6O	184	TRP	CD2-CE2	5.84	1.48	1.41
1	10	169	TYR	CG-CD1	5.84	1.46	1.39
1	b3	13	GLN	CA-CB	5.84	1.66	1.53
1	bA	145	TYR	CZ-OH	5.84	1.47	1.37
1	bW	180	GLU	CG-CD	5.84	1.60	1.51
1	cw	106	GLY	CA-C	-5.84	1.42	1.51
1	fs	146	SER	CA-CB	5.84	1.61	1.52
1	K	132	ARG	CD-NE	5.84	1.56	1.46
1	hU	46	GLY	CA-C	-5.84	1.42	1.51
1	iX	180	GLU	CD-OE2	5.84	1.32	1.25
1	k0	133	TRP	CZ2-CH2	5.84	1.48	1.37
1	lF	82	ARG	CD-NE	5.84	1.56	1.46
1	2O	80	TRP	NE1-CE2	-5.84	1.29	1.37
1	5t	156	GLY	N-CA	5.84	1.54	1.46
1	dr	127	GLY	CA-C	-5.84	1.42	1.51
1	dT	223	GLY	N-CA	5.84	1.54	1.46
1	fM	33	SER	CA-CB	5.84	1.61	1.52
1	fO	115	ILE	C-N	5.84	1.43	1.33

Continued on next page...

Continued from previous page...

Mol	Chain	Res	Type	Atoms	Z	Observed(Å)	Ideal(Å)
1	C	157	PRO	N-CA	-5.84	1.37	1.47
1	k7	28	GLU	CB-CG	5.84	1.63	1.52
1	39	76	GLU	CG-CD	-5.84	1.43	1.51
1	3u	40	PHE	CB-CG	-5.84	1.41	1.51
1	9T	113	GLU	CG-CD	-5.84	1.43	1.51
1	bG	112	GLN	CA-CB	5.84	1.66	1.53
1	3z	40	PHE	CG-CD1	5.84	1.47	1.38
1	4a	40	PHE	CE1-CZ	5.84	1.48	1.37
1	54	161	PHE	CD1-CE1	5.84	1.50	1.39
1	7H	180	GLU	CD-OE1	-5.84	1.19	1.25
1	97	80	TRP	NE1-CE2	-5.84	1.29	1.37
1	cj	206	GLY	C-N	-5.84	1.23	1.34
1	cx	90	PRO	CA-CB	5.84	1.65	1.53
1	cI	21	ASN	CA-CB	5.84	1.68	1.53
1	de	158	LYS	CA-CB	5.84	1.66	1.53
1	di	130	TYR	CG-CD1	5.84	1.46	1.39
1	1D	169	TYR	CE1-CZ	5.83	1.46	1.38
1	hp	45	GLU	C-N	5.83	1.43	1.33
1	i5	98	GLU	CB-CG	5.83	1.63	1.52
1	j6	156	GLY	N-CA	5.83	1.54	1.46
1	jt	25	LYS	CA-CB	5.83	1.66	1.53
1	lQ	98	GLU	CG-CD	5.83	1.60	1.51
1	43	161	PHE	CG-CD1	5.83	1.47	1.38
1	8M	28	GLU	CB-CG	5.83	1.63	1.52
1	b9	32	PHE	CA-CB	5.83	1.66	1.53
1	hs	117	TRP	CD2-CE2	5.83	1.48	1.41
1	i4	102	SER	CA-CB	5.83	1.61	1.52
1	iK	169	TYR	CG-CD2	5.83	1.46	1.39
1	jB	206	GLY	CA-C	5.83	1.61	1.51
1	jE	180	GLU	CG-CD	5.83	1.60	1.51
1	kb	169	TYR	CG-CD2	-5.83	1.31	1.39
1	2f	45	GLU	CB-CG	5.83	1.63	1.52
1	3X	122	PRO	N-CD	-5.83	1.39	1.47
1	88	94	GLY	N-CA	5.83	1.54	1.46
1	9V	178	SER	CA-CB	5.83	1.61	1.52
1	b4	157	PRO	N-CD	5.83	1.56	1.47
1	bi	60	GLY	CA-C	5.83	1.61	1.51
1	cB	16	SER	CB-OG	5.83	1.49	1.42
1	dp	100	ARG	CZ-NH1	-5.83	1.25	1.33
1	hR	133	TRP	CE3-CZ3	5.83	1.48	1.38
1	jN	223	GLY	N-CA	5.83	1.54	1.46
1	lf	167	ARG	CD-NE	5.83	1.56	1.46

Continued on next page...

Continued from previous page...

Mol	Chain	Res	Type	Atoms	Z	Observed(Å)	Ideal(Å)
1	78	169	TYR	CE1-CZ	5.83	1.46	1.38
1	7s	164	TYR	CE2-CZ	5.83	1.46	1.38
1	7J	79	GLU	CB-CG	5.83	1.63	1.52
1	bn	90	PRO	N-CD	5.83	1.56	1.47
1	bH	79	GLU	CB-CG	5.83	1.63	1.52
1	bO	175	GLU	CA-CB	5.83	1.66	1.53
1	bR	145	TYR	CB-CG	-5.83	1.43	1.51
1	da	76	GLU	CD-OE2	5.83	1.32	1.25
1	dW	146	SER	CA-CB	5.83	1.61	1.52
1	l0	98	GLU	C-N	5.83	1.45	1.34
1	45	33	SER	CA-CB	5.83	1.61	1.52
1	cY	30	LYS	CA-CB	5.83	1.66	1.53
1	ef	117	TRP	CD1-NE1	5.83	1.47	1.38
1	j1	23	TRP	CD2-CE2	5.83	1.48	1.41
1	jE	178	SER	CA-CB	5.83	1.61	1.52
1	lB	159	GLU	CG-CD	5.83	1.60	1.51
1	2z	13	GLN	N-CA	-5.83	1.34	1.46
1	36	77	ALA	CA-CB	5.83	1.64	1.52
1	4d	175	GLU	CD-OE1	5.83	1.32	1.25
1	6i	101	GLY	CA-C	5.83	1.61	1.51
1	aX	42	ALA	CA-CB	5.83	1.64	1.52
1	cj	76	GLU	CD-OE2	5.83	1.32	1.25
1	ck	79	GLU	CB-CG	5.83	1.63	1.52
1	dm	99	PRO	N-CD	-5.83	1.39	1.47
1	dp	23	TRP	CD2-CE2	5.83	1.48	1.41
1	e6	145	TYR	CE2-CZ	5.83	1.46	1.38
1	1u	136	LEU	C-N	5.83	1.43	1.33
1	fd	149	SER	CB-OG	5.83	1.49	1.42
1	lB	157	PRO	N-CD	-5.83	1.39	1.47
1	9	92	GLU	CD-OE1	5.83	1.32	1.25
1	ga	4	GLN	CG-CD	5.83	1.64	1.51
1	hK	154	ARG	NE-CZ	5.83	1.40	1.33
1	jc	41	SER	CB-OG	5.83	1.49	1.42
1	jQ	146	SER	CA-CB	5.83	1.61	1.52
1	8N	159	GLU	CD-OE2	5.83	1.32	1.25
1	ai	28	GLU	CB-CG	5.83	1.63	1.52
1	aD	26	VAL	CA-CB	-5.83	1.42	1.54
1	cv	102	SER	CA-CB	5.83	1.61	1.52
1	d5	187	GLU	CD-OE1	5.83	1.32	1.25
1	he	154	ARG	CZ-NH1	-5.83	1.25	1.33
1	iu	33	SER	CA-CB	5.83	1.61	1.52
1	7x	173	ARG	CZ-NH1	-5.83	1.25	1.33

Continued on next page...

Continued from previous page...

Mol	Chain	Res	Type	Atoms	Z	Observed(Å)	Ideal(Å)
1	7B	18	ARG	NE-CZ	5.83	1.40	1.33
1	cK	18	ARG	CZ-NH2	-5.83	1.25	1.33
1	da	105	ALA	CA-CB	5.83	1.64	1.52
1	eo	184	TRP	CD2-CE2	5.83	1.48	1.41
1	fJ	164	TYR	CG-CD2	5.83	1.46	1.39
1	q	80	TRP	CD2-CE2	5.83	1.48	1.41
1	8	80	TRP	NE1-CE2	-5.83	1.29	1.37
1	1F	92	GLU	CB-CG	5.82	1.63	1.52
1	gV	168	PHE	CG-CD1	5.82	1.47	1.38
1	jA	161	PHE	CG-CD2	5.82	1.47	1.38
1	k7	164	TYR	CE2-CZ	5.82	1.46	1.38
1	24	75	GLU	CB-CG	5.82	1.63	1.52
1	2k	97	ARG	CD-NE	5.82	1.56	1.46
1	6w	146	SER	CA-CB	5.82	1.61	1.52
1	6B	156	GLY	CA-C	5.82	1.61	1.51
1	72	60	GLY	CA-C	-5.82	1.42	1.51
1	8k	112	GLN	CA-CB	5.82	1.66	1.53
1	8s	116	GLY	N-CA	5.82	1.54	1.46
1	1c	18	ARG	CD-NE	5.82	1.56	1.46
1	fJ	80	TRP	NE1-CE2	-5.82	1.29	1.37
1	g2	175	GLU	CD-OE2	5.82	1.32	1.25
1	gT	60	GLY	N-CA	5.82	1.54	1.46
1	gX	169	TYR	CB-CG	-5.82	1.43	1.51
1	5W	121	ASN	C-N	5.82	1.45	1.34
1	79	133	TRP	CZ2-CH2	5.82	1.48	1.37
1	7l	173	ARG	NE-CZ	-5.82	1.25	1.33
1	9c	113	GLU	CG-CD	5.82	1.60	1.51
1	gR	219	GLN	C-N	5.82	1.43	1.33
1	2z	67	GLN	CA-CB	5.82	1.66	1.53
1	4g	141	ILE	N-CA	5.82	1.57	1.46
1	6C	33	SER	CA-CB	5.82	1.61	1.52
1	7o	173	ARG	CZ-NH1	5.82	1.40	1.33
1	7G	184	TRP	NE1-CE2	-5.82	1.29	1.37
1	8y	184	TRP	CD2-CE2	5.82	1.48	1.41
1	aw	187	GLU	CD-OE1	-5.82	1.19	1.25
1	d2	33	SER	CB-OG	5.82	1.49	1.42
1	C	76	GLU	CD-OE1	-5.82	1.19	1.25
1	W	169	TYR	CE2-CZ	5.82	1.46	1.38
1	gl	75	GLU	CB-CG	5.82	1.63	1.52
1	1P	117	TRP	CA-CB	5.82	1.66	1.53
1	5H	157	PRO	N-CD	5.82	1.55	1.47
1	cv	41	SER	CB-OG	-5.82	1.34	1.42

Continued on next page...

Continued from previous page...

Mol	Chain	Res	Type	Atoms	Z	Observed(Å)	Ideal(Å)
1	iN	10	MET	CA-CB	5.82	1.66	1.53
1	7n	132	ARG	CD-NE	5.82	1.56	1.46
1	9V	45	GLU	CG-CD	5.82	1.60	1.51
1	dA	80	TRP	CD2-CE2	5.82	1.48	1.41
1	fT	122	PRO	N-CD	-5.82	1.39	1.47
1	g4	198	CYS	CB-SG	5.82	1.92	1.82
1	v	130	TYR	CB-CG	5.82	1.60	1.51
1	go	218	CYS	N-CA	5.82	1.57	1.46
1	gN	130	TYR	CG-CD2	5.82	1.46	1.39
1	gZ	113	GLU	CD-OE2	5.82	1.32	1.25
1	iK	164	TYR	CG-CD1	5.82	1.46	1.39
1	1W	168	PHE	CB-CG	5.82	1.61	1.51
1	4Q	76	GLU	CD-OE1	5.82	1.32	1.25
1	5L	178	SER	CA-CB	5.82	1.61	1.52
1	6r	117	TRP	NE1-CE2	-5.82	1.29	1.37
1	6T	175	GLU	CB-CG	5.82	1.63	1.52
1	70	50	GLN	N-CA	5.82	1.57	1.46
1	7u	1	PRO	N-CD	5.82	1.55	1.47
1	aa	173	ARG	CD-NE	5.82	1.56	1.46
1	ec	102	SER	CA-CB	5.82	1.61	1.52
1	fu	102	SER	CB-OG	5.82	1.49	1.42
1	fH	76	GLU	CD-OE1	5.82	1.32	1.25
1	4	97	ARG	NE-CZ	-5.82	1.25	1.33
1	lR	164	TYR	CG-CD2	5.81	1.46	1.39
1	8a	109	SER	CB-OG	5.81	1.49	1.42
1	9E	167	ARG	CD-NE	5.81	1.56	1.46
1	bh	225	GLY	N-CA	5.81	1.54	1.46
1	ca	23	TRP	CD1-NE1	-5.81	1.28	1.38
1	ew	167	ARG	CD-NE	5.81	1.56	1.46
1	eZ	145	TYR	CE1-CZ	5.81	1.46	1.38
1	jx	100	ARG	CZ-NH1	-5.81	1.25	1.33
1	kp	45	GLU	CD-OE1	5.81	1.32	1.25
1	ky	169	TYR	CG-CD1	5.81	1.46	1.39
1	kP	198	CYS	CB-SG	-5.81	1.72	1.81
1	58	213	GLU	CG-CD	-5.81	1.43	1.51
1	5j	175	GLU	CG-CD	5.81	1.60	1.51
1	6y	222	GLY	CA-C	-5.81	1.42	1.51
1	74	212	GLU	N-CA	-5.81	1.34	1.46
1	8e	173	ARG	CZ-NH1	-5.81	1.25	1.33
1	b9	71	GLU	CB-CG	5.81	1.63	1.52
1	ca	41	SER	CA-CB	5.81	1.61	1.52
1	1e	32	PHE	CB-CG	5.81	1.61	1.51

Continued on next page...

Continued from previous page...

Mol	Chain	Res	Type	Atoms	Z	Observed(Å)	Ideal(Å)
1	cX	40	PHE	CG-CD1	5.81	1.47	1.38
1	d3	213	GLU	CB-CG	5.81	1.63	1.52
1	d5	57	ASN	CB-CG	5.81	1.64	1.51
1	dB	28	GLU	CD-OE2	5.81	1.32	1.25
1	er	41	SER	CA-CB	5.81	1.61	1.52
1	eH	169	TYR	CZ-OH	5.81	1.47	1.37
1	f1	80	TRP	CE2-CZ2	-5.81	1.29	1.39
1	fn	23	TRP	CD2-CE2	5.81	1.48	1.41
1	jM	169	TYR	CB-CG	-5.81	1.43	1.51
1	lC	154	ARG	CD-NE	5.81	1.56	1.46
1	6T	145	TYR	CG-CD1	5.81	1.46	1.39
1	e3	145	TYR	CE2-CZ	5.81	1.46	1.38
1	fM	169	TYR	CE1-CZ	5.81	1.46	1.38
1	fO	79	GLU	CD-OE2	5.81	1.32	1.25
1	iw	117	TRP	CG-CD1	5.81	1.44	1.36
1	kL	85	PRO	N-CD	-5.81	1.39	1.47
1	4a	173	ARG	CA-CB	5.81	1.66	1.53
1	4J	132	ARG	CD-NE	5.81	1.56	1.46
1	57	16	SER	CA-CB	5.81	1.61	1.52
1	8t	169	TYR	CZ-OH	5.81	1.47	1.37
1	93	169	TYR	CB-CG	5.81	1.60	1.51
1	1c	145	TYR	CB-CG	-5.81	1.43	1.51
1	cZ	187	GLU	CD-OE1	-5.81	1.19	1.25
1	dt	177	ALA	CA-CB	5.81	1.64	1.52
1	gT	125	PRO	N-CD	5.81	1.55	1.47
1	hU	16	SER	CA-CB	5.81	1.61	1.52
1	2q	28	GLU	CD-OE1	5.81	1.32	1.25
1	4Q	145	TYR	CG-CD1	5.81	1.46	1.39
1	6L	102	SER	CA-CB	5.81	1.61	1.52
1	7p	113	GLU	CB-CG	5.81	1.63	1.52
1	bu	23	TRP	N-CA	-5.81	1.34	1.46
1	e5	184	TRP	CZ2-CH2	5.81	1.48	1.37
1	ek	113	GLU	CG-CD	5.81	1.60	1.51
1	eQ	178	SER	CA-CB	5.81	1.61	1.52
1	M	123	PRO	N-CD	5.81	1.55	1.47
1	gC	161	PHE	CG-CD1	5.81	1.47	1.38
1	87	93	PRO	N-CD	5.81	1.55	1.47
1	b7	184	TRP	CZ2-CH2	5.81	1.48	1.37
1	bs	149	SER	CA-CB	5.81	1.61	1.52
1	ev	180	GLU	CD-OE2	5.81	1.32	1.25
1	fN	1	PRO	N-CD	5.81	1.55	1.47
1	H	92	GLU	CB-CG	5.81	1.63	1.52

Continued on next page...

Continued from previous page...

Mol	Chain	Res	Type	Atoms	Z	Observed(Å)	Ideal(Å)
1	P	37	ILE	C-N	5.81	1.45	1.34
1	gy	40	PHE	CB-CG	5.80	1.61	1.51
1	3j	16	SER	CB-OG	5.80	1.49	1.42
1	3B	32	PHE	CG-CD1	5.80	1.47	1.38
1	5k	178	SER	CA-CB	5.80	1.61	1.52
1	5I	99	PRO	CA-CB	-5.80	1.42	1.53
1	6T	184	TRP	CD2-CE3	-5.80	1.31	1.40
1	98	180	GLU	CD-OE2	5.80	1.32	1.25
1	9k	164	TYR	CB-CG	-5.80	1.43	1.51
1	9X	161	PHE	CB-CG	5.80	1.61	1.51
1	a7	155	GLN	C-N	5.80	1.43	1.33
1	cU	128	GLU	CB-CG	5.80	1.63	1.52
1	fJ	100	ARG	CD-NE	5.80	1.56	1.46
1	h5	146	SER	CB-OG	5.80	1.49	1.42
1	hm	33	SER	CA-CB	5.80	1.61	1.52
1	lA	184	TRP	NE1-CE2	-5.80	1.30	1.37
1	4c	145	TYR	CE2-CZ	5.80	1.46	1.38
1	5W	169	TYR	CG-CD2	5.80	1.46	1.39
1	8J	143	ARG	CD-NE	5.80	1.56	1.46
1	g1	100	ARG	CZ-NH1	-5.80	1.25	1.33
1	iu	38	PRO	N-CD	-5.80	1.39	1.47
1	2s	167	ARG	CZ-NH1	-5.80	1.25	1.33
1	2W	100	ARG	CZ-NH1	-5.80	1.25	1.33
1	6f	117	TRP	CD2-CE3	-5.80	1.31	1.40
1	7w	85	PRO	N-CA	5.80	1.57	1.47
1	8t	167	ARG	CD-NE	5.80	1.56	1.46
1	8x	184	TRP	CA-CB	5.80	1.66	1.53
1	9b	184	TRP	CD2-CE3	5.80	1.49	1.40
1	9k	127	GLY	CA-C	-5.80	1.42	1.51
1	as	212	GLU	CD-OE2	5.80	1.32	1.25
1	h8	45	GLU	CD-OE1	5.80	1.32	1.25
1	iq	164	TYR	CG-CD1	5.80	1.46	1.39
1	iP	145	TYR	CG-CD1	5.80	1.46	1.39
1	3A	19	THR	CA-C	-5.80	1.37	1.52
1	3A	149	SER	CA-CB	5.80	1.61	1.52
1	6m	41	SER	CA-CB	5.80	1.61	1.52
1	6T	169	TYR	CG-CD2	5.80	1.46	1.39
1	aS	84	HIS	N-CA	-5.80	1.34	1.46
1	ei	169	TYR	CG-CD1	5.80	1.46	1.39
1	f2	32	PHE	CG-CD1	5.80	1.47	1.38
1	lF	224	PRO	N-CD	-5.80	1.39	1.47
1	3b	28	GLU	CD-OE2	5.80	1.32	1.25

Continued on next page...

Continued from previous page...

Mol	Chain	Res	Type	Atoms	Z	Observed(Å)	Ideal(Å)
1	9D	99	PRO	N-CA	-5.80	1.37	1.47
1	5	145	TYR	CZ-OH	5.80	1.47	1.37
1	7	187	GLU	CG-CD	5.80	1.60	1.51
1	hz	146	SER	CA-CB	5.80	1.61	1.52
1	hT	176	GLN	CA-CB	5.80	1.66	1.53
1	it	168	PHE	CE1-CZ	5.80	1.48	1.37
1	jl	10	MET	N-CA	-5.80	1.34	1.46
1	lc	10	MET	CA-CB	5.80	1.66	1.53
1	2y	143	ARG	CD-NE	5.80	1.56	1.46
1	38	168	PHE	CE2-CZ	5.80	1.48	1.37
1	7H	133	TRP	CG-CD1	-5.80	1.28	1.36
1	7K	137	GLY	CA-C	5.80	1.61	1.51
1	aJ	213	GLU	CD-OE2	5.80	1.32	1.25
1	bb	12	HIS	CB-CG	5.80	1.60	1.50
1	bf	169	TYR	CZ-OH	5.80	1.47	1.37
1	ew	197	ASP	CA-CB	5.80	1.66	1.53
1	f6	162	ARG	CD-NE	5.80	1.56	1.46
1	fB	41	SER	CB-OG	5.80	1.49	1.42
1	U	133	TRP	NE1-CE2	-5.80	1.30	1.37
1	1G	132	ARG	CZ-NH2	-5.79	1.25	1.33
1	ia	45	GLU	CD-OE2	5.79	1.32	1.25
1	jT	168	PHE	CE2-CZ	5.79	1.48	1.37
1	3m	164	TYR	CA-CB	5.79	1.66	1.53
1	2g	16	SER	CB-OG	5.79	1.49	1.42
1	2C	178	SER	CA-CB	5.79	1.61	1.52
1	2X	162	ARG	CD-NE	5.79	1.56	1.46
1	36	74	ASN	CB-CG	5.79	1.64	1.51
1	57	143	ARG	CD-NE	5.79	1.56	1.46
1	7p	198	CYS	CA-CB	5.79	1.66	1.53
1	9N	224	PRO	C-N	5.79	1.43	1.33
1	a3	97	ARG	CD-NE	5.79	1.56	1.46
1	aI	3	VAL	CB-CG2	5.79	1.65	1.52
1	bD	130	TYR	CG-CD1	5.79	1.46	1.39
1	cb	164	TYR	CE2-CZ	5.79	1.46	1.38
1	cW	98	GLU	CD-OE1	5.79	1.32	1.25
1	d5	154	ARG	CZ-NH1	-5.79	1.25	1.33
1	dG	98	GLU	CB-CG	5.79	1.63	1.52
1	hc	32	PHE	CG-CD2	5.79	1.47	1.38
1	iB	173	ARG	CD-NE	5.79	1.56	1.46
1	iH	162	ARG	NE-CZ	-5.79	1.25	1.33
1	24	44	SER	CA-CB	5.79	1.61	1.52
1	lo	97	ARG	CZ-NH2	-5.79	1.25	1.33

Continued on next page...

Continued from previous page...

Mol	Chain	Res	Type	Atoms	Z	Observed(Å)	Ideal(Å)
1	lu	214	MET	N-CA	5.79	1.57	1.46
1	2N	40	PHE	CE1-CZ	5.79	1.48	1.37
1	3j	213	GLU	CD-OE1	5.79	1.32	1.25
1	3T	130	TYR	CD1-CE1	5.79	1.48	1.39
1	54	143	ARG	CD-NE	5.79	1.56	1.46
1	7x	206	GLY	N-CA	-5.79	1.37	1.46
1	7T	79	GLU	CG-CD	5.79	1.60	1.51
1	9t	213	GLU	N-CA	-5.79	1.34	1.46
1	19	212	GLU	CD-OE2	5.79	1.32	1.25
1	1d	28	GLU	CG-CD	-5.79	1.43	1.51
1	cZ	229	ARG	CZ-NH1	-5.79	1.25	1.33
1	eQ	132	ARG	CZ-NH2	-5.79	1.25	1.33
1	T	229	ARG	CZ-NH1	-5.79	1.25	1.33
1	hX	154	ARG	CA-CB	5.79	1.66	1.53
1	ia	169	TYR	CE1-CZ	5.79	1.46	1.38
1	j4	143	ARG	CA-CB	5.79	1.66	1.53
1	jh	184	TRP	CA-C	5.79	1.68	1.52
1	9U	1	PRO	N-CD	5.79	1.55	1.47
1	cS	100	ARG	CD-NE	5.79	1.56	1.46
1	dh	164	TYR	CE2-CZ	5.79	1.46	1.38
1	eR	32	PHE	CE1-CZ	5.79	1.48	1.37
1	gK	175	GLU	CD-OE2	5.79	1.32	1.25
1	h0	187	GLU	CD-OE2	-5.79	1.19	1.25
1	hT	77	ALA	CA-CB	5.79	1.64	1.52
1	1M	95	GLN	CA-CB	5.79	1.66	1.53
1	ie	167	ARG	CZ-NH2	-5.79	1.25	1.33
1	iM	113	GLU	CG-CD	5.79	1.60	1.51
1	jz	130	TYR	CG-CD2	5.79	1.46	1.39
1	kH	16	SER	CA-CB	5.79	1.61	1.52
1	2f	23	TRP	CE2-CZ2	5.79	1.49	1.39
1	5u	123	PRO	N-CD	-5.79	1.39	1.47
1	6Y	126	VAL	C-N	5.79	1.43	1.33
1	7u	162	ARG	CZ-NH2	-5.79	1.25	1.33
1	e1	88	ALA	C-N	5.79	1.43	1.33
1	e5	33	SER	CA-CB	5.79	1.61	1.52
1	fl	1	PRO	N-CA	5.79	1.57	1.47
1	gg	133	TRP	CG-CD1	5.79	1.44	1.36
1	kX	213	GLU	CG-CD	-5.79	1.43	1.51
1	5E	28	GLU	CD-OE2	5.79	1.32	1.25
1	70	102	SER	CA-CB	5.79	1.61	1.52
1	79	213	GLU	CG-CD	-5.79	1.43	1.51
1	99	33	SER	CA-CB	5.79	1.61	1.52

Continued on next page...

Continued from previous page...

Mol	Chain	Res	Type	Atoms	Z	Observed(Å)	Ideal(Å)
1	aZ	99	PRO	N-CD	-5.79	1.39	1.47
1	cM	164	TYR	CB-CG	5.79	1.60	1.51
1	T	32	PHE	CG-CD1	5.79	1.47	1.38
1	gi	184	TRP	CG-CD1	5.79	1.44	1.36
1	jx	28	GLU	CG-CD	5.79	1.60	1.51
1	jH	223	GLY	CA-C	5.79	1.61	1.51
1	kv	149	SER	CA-CB	5.79	1.61	1.52
1	kC	168	PHE	CE2-CZ	5.79	1.48	1.37
1	3p	189	LEU	CA-CB	5.79	1.67	1.53
1	3H	79	GLU	CD-OE1	5.79	1.32	1.25
1	4E	128	GLU	CB-CG	5.79	1.63	1.52
1	5p	206	GLY	CA-C	5.79	1.61	1.51
1	6Y	133	TRP	N-CA	-5.79	1.34	1.46
1	93	114	GLN	CA-CB	5.79	1.66	1.53
1	14	116	GLY	CA-C	5.79	1.61	1.51
1	dl	94	GLY	CA-C	-5.79	1.42	1.51
1	f8	97	ARG	NE-CZ	-5.79	1.25	1.33
1	h	222	GLY	N-CA	5.79	1.54	1.46
1	gh	29	GLU	CD-OE1	5.78	1.32	1.25
1	hF	154	ARG	CZ-NH1	5.78	1.40	1.33
1	4m	40	PHE	CG-CD2	5.78	1.47	1.38
1	4D	84	HIS	CB-CG	5.78	1.60	1.50
1	56	97	ARG	CD-NE	5.78	1.56	1.46
1	7l	162	ARG	CD-NE	5.78	1.56	1.46
1	7m	12	HIS	CB-CG	5.78	1.60	1.50
1	e5	35	GLU	CB-CG	5.78	1.63	1.52
1	F	78	ALA	CA-CB	5.78	1.64	1.52
1	gb	159	GLU	CG-CD	-5.78	1.43	1.51
1	kS	33	SER	CA-CB	5.78	1.61	1.52
1	7v	16	SER	CA-CB	5.78	1.61	1.52
1	c4	133	TRP	NE1-CE2	-5.78	1.30	1.37
1	ct	117	TRP	NE1-CE2	-5.78	1.30	1.37
1	fn	46	GLY	CA-C	-5.78	1.42	1.51
1	R	145	TYR	CE1-CZ	5.78	1.46	1.38
1	gr	24	VAL	CB-CG2	5.78	1.65	1.52
1	ik	224	PRO	N-CD	-5.78	1.39	1.47
1	it	18	ARG	CD-NE	5.78	1.56	1.46
1	jf	160	PRO	N-CA	-5.78	1.37	1.47
1	jE	117	TRP	CD2-CE3	-5.78	1.31	1.40
1	kp	40	PHE	CB-CG	-5.78	1.41	1.51
1	ky	164	TYR	CG-CD2	5.78	1.46	1.39
1	3V	218	CYS	CB-SG	5.78	1.92	1.82

Continued on next page...

Continued from previous page...

Mol	Chain	Res	Type	Atoms	Z	Observed(Å)	Ideal(Å)
1	6K	94	GLY	CA-C	-5.78	1.42	1.51
1	9y	149	SER	CA-CB	5.78	1.61	1.52
1	9I	92	GLU	CD-OE1	5.78	1.32	1.25
1	bf	154	ARG	CD-NE	5.78	1.56	1.46
1	by	223	GLY	CA-C	-5.78	1.42	1.51
1	bH	89	GLY	N-CA	-5.78	1.37	1.46
1	es	97	ARG	CZ-NH2	-5.78	1.25	1.33
1	fH	182	LYS	CA-CB	5.78	1.66	1.53
1	fK	33	SER	CA-CB	5.78	1.61	1.52
1	gx	161	PHE	CB-CG	5.78	1.61	1.51
1	ht	133	TRP	CA-CB	5.78	1.66	1.53
1	j0	18	ARG	NE-CZ	-5.78	1.25	1.33
1	5q	130	TYR	CG-CD1	5.78	1.46	1.39
1	8I	164	TYR	CD2-CE2	5.78	1.48	1.39
1	aY	169	TYR	CB-CG	-5.78	1.43	1.51
1	bi	169	TYR	CG-CD2	5.78	1.46	1.39
1	ce	145	TYR	CG-CD1	5.78	1.46	1.39
1	eA	136	LEU	C-N	5.78	1.43	1.33
1	fY	93	PRO	CA-C	-5.78	1.41	1.52
1	9	106	GLY	CA-C	-5.78	1.42	1.51
1	jS	44	SER	CB-OG	5.78	1.49	1.42
1	lm	143	ARG	CD-NE	5.78	1.56	1.46
1	2X	222	GLY	N-CA	5.78	1.54	1.46
1	5t	125	PRO	N-CD	5.78	1.55	1.47
1	5S	175	GLU	CD-OE2	5.78	1.32	1.25
1	6o	102	SER	CA-CB	5.78	1.61	1.52
1	6O	133	TRP	CZ3-CH2	-5.78	1.30	1.40
1	6P	113	GLU	CD-OE2	5.78	1.32	1.25
1	7a	187	GLU	CB-CG	5.78	1.63	1.52
1	95	82	ARG	CZ-NH1	-5.78	1.25	1.33
1	9K	109	SER	CB-OG	5.78	1.49	1.42
1	9K	130	TYR	CG-CD2	5.78	1.46	1.39
1	aM	213	GLU	CG-CD	5.78	1.60	1.51
1	bX	168	PHE	CG-CD1	5.78	1.47	1.38
1	7	178	SER	CA-CB	5.78	1.61	1.52
1	gO	80	TRP	CD2-CE2	-5.78	1.34	1.41
1	hk	130	TYR	CG-CD1	5.78	1.46	1.39
1	jB	87	HIS	CB-CG	5.78	1.60	1.50
1	jD	147	PRO	N-CD	-5.78	1.39	1.47
1	jP	159	GLU	CG-CD	5.78	1.60	1.51
1	4S	221	VAL	C-N	5.78	1.43	1.33
1	5Y	149	SER	CA-CB	5.78	1.61	1.52

Continued on next page...

Continued from previous page...

Mol	Chain	Res	Type	Atoms	Z	Observed(Å)	Ideal(Å)
1	7B	222	GLY	CA-C	-5.78	1.42	1.51
1	bU	213	GLU	CB-CG	5.78	1.63	1.52
1	da	82	ARG	CD-NE	5.78	1.56	1.46
1	1p	168	PHE	CG-CD2	5.78	1.47	1.38
1	gS	184	TRP	NE1-CE2	-5.77	1.30	1.37
1	kF	154	ARG	CD-NE	5.77	1.56	1.46
1	3J	44	SER	CA-CB	5.77	1.61	1.52
1	1g	97	ARG	CD-NE	5.77	1.56	1.46
1	1s	229	ARG	CD-NE	5.77	1.56	1.46
1	gU	184	TRP	CE2-CZ2	-5.77	1.29	1.39
1	1H	5	ASN	CB-CG	5.77	1.64	1.51
1	hb	34	PRO	N-CD	5.77	1.55	1.47
1	ht	154	ARG	CD-NE	5.77	1.56	1.46
1	hF	225	GLY	CA-C	-5.77	1.42	1.51
1	ib	184	TRP	NE1-CE2	5.77	1.45	1.37
1	ip	92	GLU	CD-OE2	5.77	1.32	1.25
1	jA	220	GLY	N-CA	-5.77	1.37	1.46
1	jH	14	ALA	N-CA	-5.77	1.34	1.46
1	kg	212	GLU	CB-CG	5.77	1.63	1.52
1	2b	145	TYR	CG-CD2	5.77	1.46	1.39
1	33	120	HIS	CB-CG	5.77	1.60	1.50
1	35	154	ARG	CZ-NH2	-5.77	1.25	1.33
1	3L	168	PHE	CG-CD1	5.77	1.47	1.38
1	9R	34	PRO	N-CA	-5.77	1.37	1.47
1	b2	79	GLU	CB-CG	5.77	1.63	1.52
1	cE	41	SER	CA-CB	5.77	1.61	1.52
1	i	92	GLU	CG-CD	-5.77	1.43	1.51
1	jb	35	GLU	CB-CG	5.77	1.63	1.52
1	kW	9	GLN	CA-CB	5.77	1.66	1.53
1	2r	97	ARG	CZ-NH2	5.77	1.40	1.33
1	3c	43	LEU	CA-CB	5.77	1.67	1.53
1	3Q	169	TYR	CB-CG	5.77	1.60	1.51
1	7T	105	ALA	C-N	5.77	1.43	1.33
1	c6	109	SER	CA-CB	5.77	1.61	1.52
1	gt	145	TYR	CE1-CZ	5.77	1.46	1.38
1	iQ	159	GLU	CB-CG	5.77	1.63	1.52
1	kY	168	PHE	CG-CD1	5.77	1.47	1.38
1	bM	16	SER	CA-CB	5.77	1.61	1.52
1	bS	143	ARG	CZ-NH1	-5.77	1.25	1.33
1	cB	16	SER	CA-CB	5.77	1.61	1.52
1	dJ	175	GLU	CD-OE1	5.77	1.31	1.25
1	eH	130	TYR	CG-CD1	5.77	1.46	1.39

Continued on next page...

Continued from previous page...

Mol	Chain	Res	Type	Atoms	Z	Observed(Å)	Ideal(Å)
1	9	191	VAL	CB-CG1	5.77	1.65	1.52
1	hg	145	TYR	CG-CD1	5.77	1.46	1.39
1	1J	149	SER	CA-CB	5.77	1.61	1.52
1	ic	128	GLU	CD-OE1	5.77	1.31	1.25
1	jt	29	GLU	CB-CG	5.77	1.63	1.52
1	ko	180	GLU	CB-CG	5.77	1.63	1.52
1	kE	173	ARG	CZ-NH1	-5.77	1.25	1.33
1	2W	164	TYR	CD1-CE1	5.77	1.48	1.39
1	3f	8	GLY	CA-C	-5.77	1.42	1.51
1	3q	213	GLU	CB-CG	5.77	1.63	1.52
1	3V	41	SER	CA-CB	5.77	1.61	1.52
1	6H	145	TYR	CE1-CZ	5.77	1.46	1.38
1	1d	212	GLU	CD-OE2	5.77	1.31	1.25
1	es	184	TRP	CG-CD1	-5.77	1.28	1.36
1	eK	177	ALA	N-CA	-5.77	1.34	1.46
1	fH	117	TRP	NE1-CE2	5.77	1.45	1.37
1	X	205	LEU	C-N	5.77	1.43	1.33
1	4M	123	PRO	N-CD	5.77	1.55	1.47
1	4Y	212	GLU	CG-CD	5.77	1.60	1.51
1	7j	213	GLU	CD-OE2	5.77	1.31	1.25
1	jd	128	GLU	CG-CD	5.76	1.60	1.51
1	lH	168	PHE	CG-CD1	5.76	1.47	1.38
1	6y	133	TRP	CE3-CZ3	5.76	1.48	1.38
1	9J	122	PRO	N-CD	-5.76	1.39	1.47
1	bO	130	TYR	CZ-OH	5.76	1.47	1.37
1	bY	90	PRO	N-CD	-5.76	1.39	1.47
1	cM	146	SER	CA-CB	5.76	1.61	1.52
1	ds	75	GLU	CD-OE1	5.76	1.31	1.25
1	G	97	ARG	CD-NE	5.76	1.56	1.46
1	J	180	GLU	CD-OE1	5.76	1.31	1.25
1	gg	169	TYR	CG-CD2	5.76	1.46	1.39
1	hQ	122	PRO	N-CD	-5.76	1.39	1.47
1	js	184	TRP	CG-CD1	5.76	1.44	1.36
1	kD	164	TYR	CG-CD2	5.76	1.46	1.39
1	45	82	ARG	CD-NE	5.76	1.56	1.46
1	5w	102	SER	CA-CB	5.76	1.61	1.52
1	8U	145	TYR	CD2-CE2	5.76	1.48	1.39
1	dL	133	TRP	NE1-CE2	-5.76	1.30	1.37
1	gO	28	GLU	CD-OE2	-5.76	1.19	1.25
1	i6	40	PHE	CE2-CZ	5.76	1.48	1.37
1	iI	28	GLU	CG-CD	5.76	1.60	1.51
1	jE	105	ALA	CA-CB	5.76	1.64	1.52

Continued on next page...

Continued from previous page...

Mol	Chain	Res	Type	Atoms	Z	Observed(Å)	Ideal(Å)
1	lQ	120	HIS	CG-CD2	5.76	1.45	1.35
1	7T	145	TYR	CE2-CZ	5.76	1.46	1.38
1	8h	106	GLY	CA-C	-5.76	1.42	1.51
1	8u	164	TYR	CE1-CZ	5.76	1.46	1.38
1	8V	99	PRO	CA-C	5.76	1.64	1.52
1	9U	149	SER	CB-OG	5.76	1.49	1.42
1	cD	159	GLU	CB-CG	5.76	1.63	1.52
1	eF	75	GLU	CG-CD	5.76	1.60	1.51
1	eG	206	GLY	C-N	-5.76	1.23	1.34
1	fD	44	SER	CA-CB	5.76	1.61	1.52
1	h7	50	GLN	CA-CB	5.76	1.66	1.53
1	lQ	169	TYR	CZ-OH	5.76	1.47	1.37
1	iP	178	SER	CA-CB	5.76	1.61	1.52
1	jI	45	GLU	CD-OE2	5.76	1.31	1.25
1	kJ	231	LEU	N-CA	5.76	1.57	1.46
1	3a	16	SER	CA-CB	5.76	1.61	1.52
1	49	206	GLY	CA-C	-5.76	1.42	1.51
1	5E	16	SER	CA-CB	5.76	1.61	1.52
1	7X	154	ARG	CA-CB	5.76	1.66	1.53
1	8D	18	ARG	NE-CZ	5.76	1.40	1.33
1	9i	92	GLU	CB-CG	5.76	1.63	1.52
1	bj	154	ARG	CA-CB	5.76	1.66	1.53
1	bq	145	TYR	CZ-OH	5.76	1.47	1.37
1	bw	90	PRO	N-CD	-5.76	1.39	1.47
1	bV	109	SER	CA-CB	5.76	1.61	1.52
1	cH	169	TYR	CG-CD1	5.76	1.46	1.39
1	df	229	ARG	CG-CD	5.76	1.66	1.51
1	lr	178	SER	CA-CB	5.76	1.61	1.52
1	if	145	TYR	CG-CD1	5.76	1.46	1.39
1	iE	44	SER	CA-CB	5.76	1.61	1.52
1	lQ	128	GLU	CB-CG	5.76	1.63	1.52
1	70	132	ARG	CD-NE	5.76	1.56	1.46
1	dZ	18	ARG	CD-NE	5.76	1.56	1.46
1	lH	145	TYR	CZ-OH	5.76	1.47	1.37
1	2Z	196	PRO	N-CD	-5.76	1.39	1.47
1	3q	212	GLU	CB-CG	5.76	1.63	1.52
1	5w	48	THR	C-N	-5.76	1.23	1.34
1	98	76	GLU	CB-CG	5.76	1.63	1.52
1	9c	16	SER	CB-OG	5.76	1.49	1.42
1	bz	92	GLU	CB-CG	5.76	1.63	1.52
1	cf	40	PHE	CA-CB	5.76	1.66	1.53
1	cI	127	GLY	CA-C	-5.76	1.42	1.51

Continued on next page...

Continued from previous page...

Mol	Chain	Res	Type	Atoms	Z	Observed(Å)	Ideal(Å)
1	eK	45	GLU	C-N	5.76	1.43	1.33
1	f6	220	GLY	CA-C	-5.76	1.42	1.51
1	fZ	167	ARG	CZ-NH1	-5.76	1.25	1.33
1	x	28	GLU	CD-OE1	5.76	1.31	1.25
1	gT	130	TYR	CE1-CZ	5.75	1.46	1.38
1	3F	33	SER	CA-CB	5.75	1.61	1.52
1	57	154	ARG	CD-NE	5.75	1.56	1.46
1	5i	167	ARG	NE-CZ	-5.75	1.25	1.33
1	8P	77	ALA	CA-CB	5.75	1.64	1.52
1	97	109	SER	CA-CB	5.75	1.61	1.52
1	gh	6	LEU	CA-CB	5.75	1.67	1.53
1	1K	164	TYR	CG-CD1	5.75	1.46	1.39
1	i9	168	PHE	CG-CD2	5.75	1.47	1.38
1	in	133	TRP	NE1-CE2	-5.75	1.30	1.37
1	k0	137	GLY	CA-C	5.75	1.61	1.51
1	3Q	168	PHE	CG-CD2	5.75	1.47	1.38
1	50	101	GLY	CA-C	-5.75	1.42	1.51
1	6D	167	ARG	CD-NE	5.75	1.56	1.46
1	74	45	GLU	CA-CB	5.75	1.66	1.53
1	9Q	175	GLU	CD-OE2	5.75	1.31	1.25
1	aD	145	TYR	CE1-CZ	5.75	1.46	1.38
1	aO	212	GLU	CD-OE1	5.75	1.31	1.25
1	fl	79	GLU	CD-OE2	5.75	1.31	1.25
1	h4	213	GLU	CB-CG	5.75	1.63	1.52
1	ha	16	SER	CA-CB	5.75	1.61	1.52
1	k2	33	SER	CA-CB	5.75	1.61	1.52
1	kD	79	GLU	CB-CG	5.75	1.63	1.52
1	kU	32	PHE	CE2-CZ	5.75	1.48	1.37
1	lt	212	GLU	CD-OE1	5.75	1.31	1.25
1	lz	130	TYR	CE1-CZ	5.75	1.46	1.38
1	4b	29	GLU	CD-OE2	5.75	1.31	1.25
1	4k	97	ARG	CZ-NH2	-5.75	1.25	1.33
1	4U	29	GLU	CD-OE1	5.75	1.31	1.25
1	7D	40	PHE	CB-CG	5.75	1.61	1.51
1	bc	135	ILE	N-CA	5.75	1.57	1.46
1	d5	33	SER	CA-CB	5.75	1.61	1.52
1	dH	161	PHE	CB-CG	-5.75	1.41	1.51
1	f8	1	PRO	N-CD	5.75	1.55	1.47
1	lw	94	GLY	CA-C	-5.75	1.42	1.51
1	jt	181	VAL	CB-CG2	5.75	1.65	1.52
1	lD	178	SER	CA-CB	5.75	1.61	1.52
1	40	154	ARG	CZ-NH1	-5.75	1.25	1.33

Continued on next page...

Continued from previous page...

Mol	Chain	Res	Type	Atoms	Z	Observed(Å)	Ideal(Å)
1	67	212	GLU	CD-OE1	5.75	1.31	1.25
1	8k	32	PHE	C-N	5.75	1.47	1.34
1	9Z	166	ASP	N-CA	-5.75	1.34	1.46
1	bz	223	GLY	N-CA	-5.75	1.37	1.46
1	bP	145	TYR	CZ-OH	5.75	1.47	1.37
1	cp	130	TYR	CE2-CZ	5.75	1.46	1.38
1	da	13	GLN	CG-CD	5.75	1.64	1.51
1	ec	169	TYR	CG-CD2	5.75	1.46	1.39
1	ip	79	GLU	CD-OE2	5.75	1.31	1.25
1	jZ	149	SER	CA-CB	5.75	1.61	1.52
1	2m	169	TYR	CB-CG	-5.75	1.43	1.51
1	2H	221	VAL	C-N	5.75	1.43	1.33
1	3k	159	GLU	CD-OE2	-5.75	1.19	1.25
1	3S	10	MET	CA-CB	5.75	1.66	1.53
1	5j	133	TRP	CD2-CE2	5.75	1.48	1.41
1	5z	44	SER	CA-CB	5.75	1.61	1.52
1	5P	18	ARG	CZ-NH2	-5.75	1.25	1.33
1	7a	87	HIS	CA-CB	5.75	1.66	1.53
1	7D	75	GLU	CD-OE2	5.75	1.31	1.25
1	aL	164	TYR	CE1-CZ	5.75	1.46	1.38
1	b3	16	SER	CB-OG	5.75	1.49	1.42
1	eu	45	GLU	CD-OE1	5.75	1.31	1.25
1	hJ	164	TYR	CA-CB	5.75	1.66	1.53
1	hK	196	PRO	N-CD	-5.75	1.39	1.47
1	iE	159	GLU	CD-OE2	-5.75	1.19	1.25
1	iW	130	TYR	CE1-CZ	5.75	1.46	1.38
1	jx	28	GLU	CB-CG	5.75	1.63	1.52
1	jQ	60	GLY	C-N	5.75	1.43	1.33
1	kF	169	TYR	CD2-CE2	5.75	1.48	1.39
1	ll	168	PHE	CE1-CZ	5.75	1.48	1.37
1	lz	93	PRO	CA-C	-5.75	1.41	1.52
1	3Y	191	VAL	CB-CG1	5.75	1.65	1.52
1	6U	162	ARG	CZ-NH2	-5.75	1.25	1.33
1	8K	102	SER	CB-OG	5.75	1.49	1.42
1	9g	187	GLU	CB-CG	5.75	1.63	1.52
1	aX	145	TYR	CZ-OH	5.75	1.47	1.37
1	b3	132	ARG	CD-NE	5.75	1.56	1.46
1	ca	75	GLU	CD-OE1	5.75	1.31	1.25
1	fb	167	ARG	CD-NE	5.75	1.56	1.46
1	g4	75	GLU	CG-CD	5.75	1.60	1.51
1	g7	91	ILE	CA-CB	-5.75	1.41	1.54
1	k	213	GLU	CB-CG	5.75	1.63	1.52

Continued on next page...

Continued from previous page...

Mol	Chain	Res	Type	Atoms	Z	Observed(Å)	Ideal(Å)
1	gp	143	ARG	CZ-NH1	-5.75	1.25	1.33
1	hm	83	LEU	CA-CB	5.75	1.67	1.53
1	kM	17	PRO	CA-C	-5.75	1.41	1.52
1	31	154	ARG	CD-NE	5.75	1.56	1.46
1	35	71	GLU	CD-OE1	5.75	1.31	1.25
1	71	49	PRO	CA-C	-5.75	1.41	1.52
1	7	175	GLU	CD-OE2	5.75	1.31	1.25
1	ji	192	GLN	CA-CB	5.74	1.66	1.53
1	ju	222	GLY	CA-C	-5.74	1.42	1.51
1	kt	137	GLY	CA-C	-5.74	1.42	1.51
1	lB	180	GLU	CG-CD	5.74	1.60	1.51
1	3y	164	TYR	CE1-CZ	5.74	1.46	1.38
1	3O	23	TRP	NE1-CE2	-5.74	1.30	1.37
1	5p	40	PHE	CG-CD1	5.74	1.47	1.38
1	95	93	PRO	C-N	5.74	1.43	1.33
1	aB	178	SER	CA-CB	5.74	1.61	1.52
1	ck	173	ARG	CD-NE	5.74	1.56	1.46
1	R	156	GLY	N-CA	5.74	1.54	1.46
1	S	6	LEU	CA-CB	5.74	1.67	1.53
1	kM	178	SER	CA-CB	5.74	1.61	1.52
1	7j	164	TYR	CE2-CZ	5.74	1.46	1.38
1	8m	97	ARG	CZ-NH1	-5.74	1.25	1.33
1	1u	29	GLU	CB-CG	5.74	1.63	1.52
1	f4	147	PRO	CA-C	-5.74	1.41	1.52
1	hf	133	TRP	NE1-CE2	-5.74	1.30	1.37
1	ju	92	GLU	CB-CG	5.74	1.63	1.52
1	kX	178	SER	CA-CB	5.74	1.61	1.52
1	26	133	TRP	CD2-CE2	5.74	1.48	1.41
1	2a	1	PRO	N-CA	5.74	1.57	1.47
1	2Q	133	TRP	CD2-CE2	5.74	1.48	1.41
1	3v	149	SER	CA-CB	5.74	1.61	1.52
1	4m	169	TYR	CD1-CE1	5.74	1.48	1.39
1	4J	21	ASN	N-CA	-5.74	1.34	1.46
1	5p	145	TYR	CG-CD1	5.74	1.46	1.39
1	70	117	TRP	CA-CB	5.74	1.66	1.53
1	76	130	TYR	CE1-CZ	5.74	1.46	1.38
1	Y	222	GLY	CA-C	-5.74	1.42	1.51
1	aY	113	GLU	CG-CD	5.74	1.60	1.51
1	cE	213	GLU	CD-OE1	5.74	1.31	1.25
1	dX	173	ARG	CD-NE	5.74	1.56	1.46
1	i2	65	ALA	CA-CB	5.74	1.64	1.52
1	iH	212	GLU	CB-CG	5.74	1.63	1.52

Continued on next page...

Continued from previous page...

Mol	Chain	Res	Type	Atoms	Z	Observed(Å)	Ideal(Å)
1	k3	34	PRO	CA-C	5.74	1.64	1.52
1	kn	213	GLU	CB-CG	5.74	1.63	1.52
1	kx	221	VAL	C-N	5.74	1.43	1.33
1	kM	41	SER	CA-CB	5.74	1.61	1.52
1	l4	132	ARG	NE-CZ	-5.74	1.25	1.33
1	2C	169	TYR	CE2-CZ	5.74	1.46	1.38
1	2X	168	PHE	CG-CD2	5.74	1.47	1.38
1	48	22	ALA	CA-CB	5.74	1.64	1.52
1	5a	143	ARG	CZ-NH2	-5.74	1.25	1.33
1	5q	133	TRP	CG-CD1	5.74	1.44	1.36
1	5K	60	GLY	N-CA	-5.74	1.37	1.46
1	9t	137	GLY	CA-C	-5.74	1.42	1.51
1	ai	109	SER	CB-OG	5.74	1.49	1.42
1	b0	189	LEU	CA-CB	5.74	1.67	1.53
1	b8	59	VAL	C-N	5.74	1.43	1.33
1	cc	164	TYR	CE2-CZ	5.74	1.46	1.38
1	hb	213	GLU	CD-OE1	-5.74	1.19	1.25
1	2l	123	PRO	CA-C	5.74	1.64	1.52
1	2m	173	ARG	CZ-NH2	-5.74	1.25	1.33
1	53	130	TYR	CE2-CZ	5.74	1.46	1.38
1	7y	33	SER	CA-CB	5.74	1.61	1.52
1	b6	169	TYR	CZ-OH	5.74	1.47	1.37
1	18	123	PRO	N-CA	-5.74	1.37	1.47
1	bx	92	GLU	CG-CD	5.74	1.60	1.51
1	cw	198	CYS	CB-SG	5.74	1.92	1.82
1	dF	184	TRP	CG-CD2	5.74	1.53	1.43
1	em	109	SER	CA-CB	5.74	1.61	1.52
1	fQ	98	GLU	CD-OE2	5.74	1.31	1.25
1	1H	178	SER	CB-OG	5.74	1.49	1.42
1	3l	18	ARG	CD-NE	5.74	1.56	1.46
1	fs	1	PRO	N-CD	5.74	1.55	1.47
1	gU	117	TRP	CG-CD1	5.73	1.44	1.36
1	kU	167	ARG	CD-NE	5.73	1.56	1.46
1	lv	145	TYR	CB-CG	-5.73	1.43	1.51
1	4L	34	PRO	CA-C	-5.73	1.41	1.52
1	8t	228	ALA	CA-CB	5.73	1.64	1.52
1	bO	184	TRP	CA-CB	5.73	1.66	1.53
1	cT	212	GLU	CD-OE1	5.73	1.31	1.25
1	hV	76	GLU	CB-CG	5.73	1.63	1.52
1	1P	180	GLU	CG-CD	-5.73	1.43	1.51
1	js	149	SER	CA-CB	5.73	1.61	1.52
1	kt	16	SER	CA-CB	5.73	1.61	1.52

Continued on next page...

Continued from previous page...

Mol	Chain	Res	Type	Atoms	Z	Observed(Å)	Ideal(Å)
1	ls	71	GLU	CB-CG	5.73	1.63	1.52
1	4D	117	TRP	CG-CD2	-5.73	1.33	1.43
1	4X	143	ARG	CZ-NH1	-5.73	1.25	1.33
1	5H	161	PHE	CG-CD1	5.73	1.47	1.38
1	6t	229	ARG	CD-NE	5.73	1.56	1.46
1	7K	159	GLU	CD-OE1	-5.73	1.19	1.25
1	7M	102	SER	CB-OG	5.73	1.49	1.42
1	7S	213	GLU	CD-OE1	5.73	1.31	1.25
1	a2	94	GLY	N-CA	5.73	1.54	1.46
1	ah	126	VAL	C-N	5.73	1.43	1.33
1	al	45	GLU	CG-CD	-5.73	1.43	1.51
1	cc	194	ALA	CA-CB	5.73	1.64	1.52
1	cq	149	SER	CA-CB	5.73	1.61	1.52
1	dc	221	VAL	C-N	5.73	1.43	1.33
1	df	1	PRO	N-CD	5.73	1.55	1.47
1	er	116	GLY	CA-C	5.73	1.61	1.51
1	fy	132	ARG	NE-CZ	-5.73	1.25	1.33
1	fL	161	PHE	CG-CD2	5.73	1.47	1.38
1	5	54	THR	C-O	-5.73	1.12	1.23
1	gb	145	TYR	CG-CD1	5.73	1.46	1.39
1	ir	229	ARG	CD-NE	5.73	1.56	1.46
1	kZ	116	GLY	CA-C	-5.73	1.42	1.51
1	28	48	THR	C-N	-5.73	1.23	1.34
1	lG	162	ARG	CA-CB	5.73	1.66	1.53
1	2k	100	ARG	C-N	5.73	1.43	1.33
1	5o	44	SER	CA-CB	5.73	1.61	1.52
1	7Y	178	SER	CA-CB	5.73	1.61	1.52
1	8A	130	TYR	CD2-CE2	5.73	1.48	1.39
1	97	159	GLU	CG-CD	5.73	1.60	1.51
1	ae	82	ARG	CZ-NH1	-5.73	1.25	1.33
1	an	45	GLU	CB-CG	5.73	1.63	1.52
1	bS	79	GLU	CD-OE1	5.73	1.31	1.25
1	eC	115	ILE	C-N	5.73	1.43	1.33
1	eO	82	ARG	CA-CB	5.73	1.66	1.53
1	ju	187	GLU	CD-OE2	5.73	1.31	1.25
1	4K	133	TRP	CE3-CZ3	5.73	1.48	1.38
1	5v	143	ARG	NE-CZ	-5.73	1.25	1.33
1	7C	145	TYR	CG-CD1	5.73	1.46	1.39
1	9X	169	TYR	CE1-CZ	5.73	1.46	1.38
1	fH	99	PRO	N-CD	-5.73	1.39	1.47
1	ig	184	TRP	CD2-CE2	-5.73	1.34	1.41
1	iF	181	VAL	C-N	5.73	1.47	1.34

Continued on next page...

Continued from previous page...

Mol	Chain	Res	Type	Atoms	Z	Observed(Å)	Ideal(Å)
1	1V	101	GLY	CA-C	-5.73	1.42	1.51
1	kr	161	PHE	CE1-CZ	5.73	1.48	1.37
1	2q	126	VAL	CB-CG1	5.73	1.64	1.52
1	2u	156	GLY	CA-C	5.73	1.61	1.51
1	4S	175	GLU	CB-CG	5.73	1.63	1.52
1	7i	80	TRP	CG-CD1	-5.73	1.28	1.36
1	8q	99	PRO	CA-C	-5.73	1.41	1.52
1	8P	61	GLY	N-CA	-5.73	1.37	1.46
1	8Y	29	GLU	CB-CG	5.73	1.63	1.52
1	cG	174	ALA	CA-CB	5.73	1.64	1.52
1	dz	125	PRO	CA-C	5.73	1.64	1.52
1	go	71	GLU	CD-OE1	5.73	1.31	1.25
1	gF	28	GLU	CD-OE1	5.73	1.31	1.25
1	iD	76	GLU	CD-OE1	5.73	1.31	1.25
1	kv	157	PRO	CA-CB	5.73	1.65	1.53
1	4t	117	TRP	CD2-CE2	5.73	1.48	1.41
1	5x	133	TRP	CE2-CZ2	-5.73	1.30	1.39
1	6o	71	GLU	CG-CD	-5.73	1.43	1.51
1	8W	180	GLU	CD-OE1	-5.73	1.19	1.25
1	9b	173	ARG	CD-NE	5.73	1.56	1.46
1	10	207	PRO	N-CD	-5.73	1.39	1.47
1	2	206	GLY	N-CA	-5.73	1.37	1.46
1	6f	41	SER	CA-CB	5.72	1.61	1.52
1	7p	127	GLY	CA-C	-5.72	1.42	1.51
1	90	102	SER	CA-CB	5.72	1.61	1.52
1	90	130	TYR	CB-CG	5.72	1.60	1.51
1	ah	75	GLU	CB-CG	5.72	1.63	1.52
1	e7	161	PHE	CG-CD2	5.72	1.47	1.38
1	eg	132	ARG	NE-CZ	-5.72	1.25	1.33
1	eT	145	TYR	CD2-CE2	5.72	1.48	1.39
1	fd	16	SER	CA-CB	5.72	1.61	1.52
1	fu	13	GLN	N-CA	-5.72	1.34	1.46
1	hf	80	TRP	CZ2-CH2	5.72	1.48	1.37
1	jF	98	GLU	CB-CG	5.72	1.63	1.52
1	2E	71	GLU	CG-CD	5.72	1.60	1.51
1	2S	155	GLN	C-N	5.72	1.43	1.33
1	6z	133	TRP	CB-CG	-5.72	1.40	1.50
1	6J	137	GLY	CA-C	5.72	1.61	1.51
1	7H	168	PHE	CB-CG	5.72	1.61	1.51
1	8O	187	GLU	CB-CG	5.72	1.63	1.52
1	97	187	GLU	CD-OE1	-5.72	1.19	1.25
1	1i	17	PRO	N-CD	-5.72	1.39	1.47

Continued on next page...

Continued from previous page...

Mol	Chain	Res	Type	Atoms	Z	Observed(Å)	Ideal(Å)
1	dt	79	GLU	CB-CG	5.72	1.63	1.52
1	dA	16	SER	CA-CB	5.72	1.61	1.52
1	dC	128	GLU	CB-CG	5.72	1.63	1.52
1	1v	190	LEU	CA-CB	5.72	1.67	1.53
1	h6	218	CYS	CA-CB	5.72	1.66	1.53
1	9s	109	SER	CA-CB	5.72	1.61	1.52
1	9L	102	SER	CA-CB	5.72	1.61	1.52
1	bO	27	VAL	CB-CG1	5.72	1.64	1.52
1	gz	164	TYR	CD1-CE1	5.72	1.48	1.39
1	js	218	CYS	CB-SG	5.72	1.92	1.82
1	jV	28	GLU	CB-CG	5.72	1.63	1.52
1	5V	28	GLU	CD-OE2	5.72	1.31	1.25
1	6J	18	ARG	CD-NE	5.72	1.56	1.46
1	cF	109	SER	CA-CB	5.72	1.61	1.52
1	dF	213	GLU	CB-CG	5.72	1.63	1.52
1	es	154	ARG	CA-CB	5.72	1.66	1.53
1	fA	159	GLU	CB-CG	5.72	1.63	1.52
1	ho	74	ASN	CB-CG	5.72	1.64	1.51
1	jr	212	GLU	CG-CD	5.72	1.60	1.51
1	2f	130	TYR	CD2-CE2	5.72	1.48	1.39
1	4t	29	GLU	CD-OE1	5.72	1.31	1.25
1	90	177	ALA	CA-CB	5.72	1.64	1.52
1	a5	98	GLU	CD-OE2	5.72	1.31	1.25
1	bq	128	GLU	CD-OE1	5.72	1.31	1.25
1	ef	184	TRP	CD1-NE1	5.72	1.47	1.38
1	h3	173	ARG	CD-NE	5.72	1.56	1.46
1	hb	97	ARG	NE-CZ	-5.72	1.25	1.33
1	1I	169	TYR	CG-CD1	5.72	1.46	1.39
1	i7	154	ARG	CD-NE	5.72	1.56	1.46
1	it	164	TYR	CG-CD1	5.72	1.46	1.39
1	iX	212	GLU	CD-OE1	5.72	1.31	1.25
1	jd	187	GLU	CD-OE2	5.72	1.31	1.25
1	4B	184	TRP	CD2-CE3	5.72	1.49	1.40
1	7k	220	GLY	CA-C	5.72	1.60	1.51
1	8Y	40	PHE	CG-CD1	5.72	1.47	1.38
1	bM	38	PRO	CA-CB	5.72	1.65	1.53
1	eL	76	GLU	CB-CG	5.72	1.63	1.52
1	gM	206	GLY	CA-C	5.71	1.60	1.51
1	ib	117	TRP	NE1-CE2	5.71	1.45	1.37
1	2n	145	TYR	CE2-CZ	5.71	1.46	1.38
1	2C	22	ALA	CA-CB	5.71	1.64	1.52
1	50	79	GLU	CB-CG	5.71	1.63	1.52

Continued on next page...

Continued from previous page...

Mol	Chain	Res	Type	Atoms	Z	Observed(Å)	Ideal(Å)
1	54	25	LYS	CA-CB	5.71	1.66	1.53
1	6D	16	SER	CB-OG	5.71	1.49	1.42
1	8F	16	SER	CB-OG	5.71	1.49	1.42
1	av	169	TYR	CD2-CE2	5.71	1.48	1.39
1	aK	89	GLY	N-CA	5.71	1.54	1.46
1	bn	167	ARG	CZ-NH2	-5.71	1.25	1.33
1	dH	41	SER	CA-CB	5.71	1.61	1.52
1	e5	128	GLU	CB-CG	5.71	1.63	1.52
1	1r	205	LEU	CA-CB	5.71	1.66	1.53
1	ey	31	ALA	CA-CB	5.71	1.64	1.52
1	eA	35	GLU	CB-CG	5.71	1.63	1.52
1	hZ	97	ARG	CD-NE	5.71	1.56	1.46
1	ik	154	ARG	CD-NE	5.71	1.56	1.46
1	iq	164	TYR	CE1-CZ	5.71	1.46	1.38
1	kh	71	GLU	CD-OE2	5.71	1.31	1.25
1	l4	98	GLU	CB-CG	5.71	1.63	1.52
1	5u	11	VAL	CB-CG1	5.71	1.64	1.52
1	dr	24	VAL	CB-CG1	5.71	1.64	1.52
1	1F	94	GLY	CA-C	-5.71	1.42	1.51
1	h3	76	GLU	CG-CD	5.71	1.60	1.51
1	hJ	98	GLU	CD-OE1	-5.71	1.19	1.25
1	iX	168	PHE	CB-CG	5.71	1.61	1.51
1	2F	80	TRP	CE2-CZ2	-5.71	1.30	1.39
1	44	172	LEU	CB-CG	5.71	1.69	1.52
1	5L	185	MET	CA-CB	5.71	1.66	1.53
1	7v	33	SER	CB-OG	5.71	1.49	1.42
1	8J	23	TRP	CA-CB	5.71	1.66	1.53
1	8L	164	TYR	CG-CD2	5.71	1.46	1.39
1	9B	32	PHE	CG-CD2	5.71	1.47	1.38
1	au	169	TYR	CB-CG	-5.71	1.43	1.51
1	aQ	98	GLU	CD-OE1	5.71	1.31	1.25
1	ci	92	GLU	CB-CG	5.71	1.63	1.52
1	cp	169	TYR	CG-CD2	5.71	1.46	1.39
1	cX	161	PHE	CA-CB	5.71	1.66	1.53
1	dR	145	TYR	CE1-CZ	5.71	1.46	1.38
1	er	198	CYS	CB-SG	5.71	1.92	1.82
1	fB	117	TRP	CD2-CE3	-5.71	1.31	1.40
1	r	157	PRO	N-CD	-5.71	1.39	1.47
1	V	184	TRP	CD2-CE2	5.71	1.48	1.41
1	kK	102	SER	CA-CB	5.71	1.61	1.52
1	4l	187	GLU	CD-OE2	5.71	1.31	1.25
1	9A	132	ARG	CZ-NH1	-5.71	1.25	1.33

Continued on next page...

Continued from previous page...

Mol	Chain	Res	Type	Atoms	Z	Observed(Å)	Ideal(Å)
1	eE	28	GLU	CD-OE1	-5.71	1.19	1.25
1	eG	145	TYR	CE2-CZ	5.71	1.46	1.38
1	hq	176	GLN	N-CA	5.71	1.57	1.46
1	kG	16	SER	CA-CB	5.71	1.61	1.52
1	lm	212	GLU	CG-CD	5.71	1.60	1.51
1	lC	18	ARG	CD-NE	5.71	1.56	1.46
1	2Q	80	TRP	CD2-CE2	5.71	1.48	1.41
1	5f	40	PHE	CE2-CZ	5.71	1.48	1.37
1	5A	28	GLU	CA-CB	5.71	1.66	1.53
1	7h	80	TRP	CE3-CZ3	5.71	1.48	1.38
1	7V	76	GLU	CB-CG	5.71	1.62	1.52
1	ac	220	GLY	N-CA	5.71	1.54	1.46
1	17	149	SER	CA-CB	5.71	1.61	1.52
1	d9	164	TYR	CE2-CZ	5.71	1.46	1.38
1	dd	21	ASN	CA-CB	5.71	1.68	1.53
1	fa	136	LEU	C-N	5.71	1.43	1.33
1	ly	156	GLY	N-CA	-5.71	1.37	1.46
1	fT	7	GLN	N-CA	-5.71	1.34	1.46
1	1B	23	TRP	CG-CD1	5.71	1.44	1.36
1	s	175	GLU	CB-CG	5.71	1.62	1.52
1	ku	59	VAL	CB-CG1	5.71	1.64	1.52
1	lf	61	GLY	CA-C	-5.71	1.42	1.51
1	50	7	GLN	C-N	5.71	1.43	1.33
1	5R	97	ARG	CZ-NH2	5.71	1.40	1.33
1	72	149	SER	CB-OG	-5.71	1.34	1.42
1	7F	180	GLU	CD-OE2	5.71	1.31	1.25
1	8N	162	ARG	CD-NE	5.71	1.56	1.46
1	9n	173	ARG	CZ-NH2	-5.71	1.25	1.33
1	ao	16	SER	CA-CB	5.71	1.61	1.52
1	aO	82	ARG	CZ-NH2	-5.71	1.25	1.33
1	d1	109	SER	CA-CB	5.71	1.61	1.52
1	dH	222	GLY	N-CA	5.71	1.54	1.46
1	ee	196	PRO	N-CD	5.71	1.55	1.47
1	fe	185	MET	CA-CB	5.71	1.66	1.53
1	fh	113	GLU	CD-OE1	5.71	1.31	1.25
1	fw	34	PRO	CA-C	5.71	1.64	1.52
1	fF	133	TRP	CG-CD1	5.71	1.44	1.36
1	k	94	GLY	CA-C	-5.71	1.42	1.51
1	3	116	GLY	N-CA	5.71	1.54	1.46
1	hB	164	TYR	CB-CG	-5.71	1.43	1.51
1	kc	133	TRP	CZ2-CH2	5.71	1.48	1.37
1	kn	140	LYS	N-CA	-5.71	1.34	1.46

Continued on next page...

Continued from previous page...

Mol	Chain	Res	Type	Atoms	Z	Observed(Å)	Ideal(Å)
1	3G	79	GLU	CG-CD	-5.71	1.43	1.51
1	4x	164	TYR	CG-CD2	5.71	1.46	1.39
1	di	149	SER	CA-CB	5.71	1.61	1.52
1	fb	93	PRO	N-CD	-5.71	1.39	1.47
1	gQ	29	GLU	CG-CD	5.70	1.60	1.51
1	gZ	213	GLU	CG-CD	5.70	1.60	1.51
1	hz	159	GLU	CD-OE2	5.70	1.31	1.25
1	iE	169	TYR	CB-CG	5.70	1.60	1.51
1	iH	52	LEU	N-CA	5.70	1.57	1.46
1	jS	159	GLU	CB-CG	5.70	1.62	1.52
1	kh	45	GLU	CD-OE1	5.70	1.31	1.25
1	kG	1	PRO	N-CD	5.70	1.55	1.47
1	lo	161	PHE	CE1-CZ	5.70	1.48	1.37
1	lG	1	PRO	N-CD	5.70	1.55	1.47
1	5e	45	GLU	CD-OE2	5.70	1.31	1.25
1	8G	130	TYR	CD2-CE2	5.70	1.48	1.39
1	9N	28	GLU	CD-OE1	-5.70	1.19	1.25
1	as	180	GLU	CG-CD	5.70	1.60	1.51
1	1k	82	ARG	CZ-NH1	-5.70	1.25	1.33
1	dC	158	LYS	CA-CB	5.70	1.66	1.53
1	fa	102	SER	CA-CB	5.70	1.61	1.52
1	fu	146	SER	CB-OG	5.70	1.49	1.42
1	gr	45	GLU	CD-OE1	5.70	1.31	1.25
1	1S	113	GLU	CG-CD	5.70	1.60	1.51
1	jn	164	TYR	CE1-CZ	5.70	1.46	1.38
1	kP	41	SER	CA-CB	5.70	1.61	1.52
1	4B	98	GLU	CD-OE2	5.70	1.31	1.25
1	gb	212	GLU	CD-OE2	5.70	1.31	1.25
1	gZ	109	SER	CA-CB	5.70	1.61	1.52
1	ia	162	ARG	CZ-NH1	-5.70	1.25	1.33
1	iR	164	TYR	CG-CD2	5.70	1.46	1.39
1	k7	213	GLU	N-CA	5.70	1.57	1.46
1	kR	45	GLU	CD-OE2	5.70	1.31	1.25
1	28	16	SER	CB-OG	5.70	1.49	1.42
1	34	118	MET	CG-SD	5.70	1.96	1.81
1	4p	169	TYR	CE1-CZ	5.70	1.46	1.38
1	b2	161	PHE	CE1-CZ	5.70	1.48	1.37
1	by	162	ARG	CD-NE	5.70	1.56	1.46
1	cn	82	ARG	CD-NE	5.70	1.56	1.46
1	dc	137	GLY	CA-C	-5.70	1.42	1.51
1	F	167	ARG	NE-CZ	5.70	1.40	1.33
1	hq	226	HIS	CA-CB	5.70	1.66	1.53

Continued on next page...

Continued from previous page...

Mol	Chain	Res	Type	Atoms	Z	Observed(Å)	Ideal(Å)
1	jH	205	LEU	C-N	5.70	1.43	1.33
1	k1	117	TRP	CD2-CE3	-5.70	1.31	1.40
1	4W	132	ARG	CD-NE	5.70	1.56	1.46
1	6j	28	GLU	CD-OE1	5.70	1.31	1.25
1	am	100	ARG	C-N	5.70	1.43	1.33
1	1b	155	GLN	C-N	5.70	1.43	1.33
1	dN	44	SER	CA-CB	5.70	1.61	1.52
1	9m	145	TYR	CE2-CZ	5.70	1.46	1.38
1	fC	169	TYR	CE1-CZ	5.70	1.46	1.38
1	m	101	GLY	N-CA	5.70	1.54	1.46
1	1I	123	PRO	N-CD	-5.70	1.39	1.47
1	iP	44	SER	CA-CB	5.70	1.61	1.52
1	1X	98	GLU	CD-OE2	5.70	1.31	1.25
1	kL	89	GLY	CA-C	5.70	1.60	1.51
1	3g	213	GLU	CG-CD	5.70	1.60	1.51
1	4T	87	HIS	CB-CG	5.70	1.60	1.50
1	59	130	TYR	CA-CB	5.70	1.66	1.53
1	6M	198	CYS	CB-SG	5.70	1.92	1.82
1	70	218	CYS	CB-SG	5.70	1.92	1.82
1	7g	145	TYR	CG-CD2	5.70	1.46	1.39
1	83	82	ARG	NE-CZ	5.70	1.40	1.33
1	8F	33	SER	CA-CB	5.70	1.61	1.52
1	9N	169	TYR	CE1-CZ	5.70	1.46	1.38
1	aY	109	SER	CA-CB	5.70	1.61	1.52
1	1k	130	TYR	CB-CG	5.70	1.60	1.51
1	f4	127	GLY	CA-C	-5.70	1.42	1.51
1	j5	229	ARG	CD-NE	5.69	1.56	1.46
1	km	40	PHE	CG-CD2	5.69	1.47	1.38
1	4E	178	SER	CA-CB	5.69	1.61	1.52
1	52	45	GLU	CB-CG	5.69	1.62	1.52
1	6I	97	ARG	CZ-NH1	-5.69	1.25	1.33
1	72	89	GLY	CA-C	5.69	1.60	1.51
1	8V	169	TYR	CG-CD2	5.69	1.46	1.39
1	fM	125	PRO	N-CD	-5.69	1.39	1.47
1	gh	113	GLU	CD-OE2	5.69	1.31	1.25
1	hp	175	GLU	CD-OE2	5.69	1.31	1.25
1	j7	184	TRP	CD2-CE2	5.69	1.48	1.41
1	jB	33	SER	CA-CB	5.69	1.61	1.52
1	jU	144	MET	CA-CB	5.69	1.66	1.53
1	kz	117	TRP	CG-CD1	5.69	1.44	1.36
1	4X	40	PHE	CG-CD1	5.69	1.47	1.38
1	7T	179	GLN	CA-CB	5.69	1.66	1.53

Continued on next page...

Continued from previous page...

Mol	Chain	Res	Type	Atoms	Z	Observed(Å)	Ideal(Å)
1	9r	175	GLU	CB-CG	5.69	1.62	1.52
1	9C	113	GLU	CG-CD	5.69	1.60	1.51
1	c1	130	TYR	CD1-CE1	5.69	1.47	1.39
1	c7	76	GLU	CB-CG	5.69	1.62	1.52
1	c7	92	GLU	CD-OE1	5.69	1.31	1.25
1	e6	1	PRO	N-CA	5.69	1.56	1.47
1	gz	213	GLU	CG-CD	5.69	1.60	1.51
1	j9	143	ARG	CD-NE	5.69	1.56	1.46
1	kH	16	SER	C-N	5.69	1.45	1.34
1	2Q	4	GLN	CA-CB	5.69	1.66	1.53
1	36	184	TRP	CG-CD2	5.69	1.53	1.43
1	3G	41	SER	CA-CB	5.69	1.61	1.52
1	50	191	VAL	CA-CB	-5.69	1.42	1.54
1	53	117	TRP	NE1-CE2	5.69	1.45	1.37
1	5C	145	TYR	CG-CD2	5.69	1.46	1.39
1	6X	217	ALA	CA-CB	5.69	1.64	1.52
1	80	130	TYR	CE2-CZ	5.69	1.46	1.38
1	8n	164	TYR	CA-CB	5.69	1.66	1.53
1	9r	213	GLU	CG-CD	5.69	1.60	1.51
1	bD	76	GLU	CB-CG	5.69	1.62	1.52
1	dm	224	PRO	CA-C	-5.69	1.41	1.52
1	er	80	TRP	CG-CD1	5.69	1.44	1.36
1	P	75	GLU	CG-CD	5.69	1.60	1.51
1	k4	164	TYR	CG-CD2	5.69	1.46	1.39
1	lM	229	ARG	CD-NE	5.69	1.56	1.46
1	3r	184	TRP	CG-CD2	5.69	1.53	1.43
1	3t	164	TYR	CG-CD1	5.69	1.46	1.39
1	61	149	SER	CA-CB	5.69	1.61	1.52
1	95	113	GLU	CG-CD	5.69	1.60	1.51
1	ao	168	PHE	CG-CD2	5.69	1.47	1.38
1	bu	98	GLU	CB-CG	5.69	1.62	1.52
1	cq	18	ARG	CA-CB	5.69	1.66	1.53
1	1f	196	PRO	CA-CB	5.69	1.65	1.53
1	iL	92	GLU	CD-OE1	-5.69	1.19	1.25
1	lg	34	PRO	N-CD	-5.69	1.39	1.47
1	lz	154	ARG	CD-NE	5.69	1.56	1.46
1	2e	75	GLU	CD-OE1	-5.69	1.19	1.25
1	2A	132	ARG	CZ-NH1	-5.69	1.25	1.33
1	3w	143	ARG	CD-NE	5.69	1.56	1.46
1	41	175	GLU	CG-CD	-5.69	1.43	1.51
1	46	94	GLY	N-CA	5.69	1.54	1.46
1	4q	168	PHE	CG-CD1	5.69	1.47	1.38

Continued on next page...

Continued from previous page...

Mol	Chain	Res	Type	Atoms	Z	Observed(Å)	Ideal(Å)
1	6a	123	PRO	N-CD	5.69	1.55	1.47
1	72	212	GLU	CG-CD	5.69	1.60	1.51
1	97	159	GLU	CD-OE2	5.69	1.31	1.25
1	9y	117	TRP	CG-CD1	5.69	1.44	1.36
1	9P	174	ALA	CA-CB	5.69	1.64	1.52
1	bF	33	SER	CA-CB	5.69	1.61	1.52
1	1d	129	ILE	CA-CB	5.69	1.68	1.54
1	cs	102	SER	CA-CB	5.69	1.61	1.52
1	es	197	ASP	N-CA	-5.69	1.34	1.46
1	gh	164	TYR	CD2-CE2	5.69	1.47	1.39
1	1G	228	ALA	CA-CB	5.69	1.64	1.52
1	hH	29	GLU	CB-CG	5.69	1.62	1.52
1	j7	178	SER	CA-CB	5.69	1.61	1.52
1	25	32	PHE	CG-CD2	5.69	1.47	1.38
1	2b	101	GLY	CA-C	5.69	1.60	1.51
1	3G	178	SER	CB-OG	5.69	1.49	1.42
1	4O	125	PRO	N-CD	5.69	1.55	1.47
1	57	221	VAL	CB-CG2	5.69	1.64	1.52
1	58	89	GLY	CA-C	5.69	1.60	1.51
1	7f	154	ARG	CD-NE	5.69	1.56	1.46
1	8F	1	PRO	N-CD	5.69	1.55	1.47
1	8R	82	ARG	NE-CZ	-5.69	1.25	1.33
1	a2	130	TYR	CG-CD2	5.69	1.46	1.39
1	cd	169	TYR	CG-CD2	5.69	1.46	1.39
1	hG	35	GLU	CD-OE2	5.68	1.31	1.25
1	1P	229	ARG	CD-NE	5.68	1.56	1.46
1	kf	159	GLU	CB-CG	5.68	1.62	1.52
1	kn	187	GLU	CG-CD	-5.68	1.43	1.51
1	2a	1	PRO	N-CD	5.68	1.55	1.47
1	lR	130	TYR	CE1-CZ	5.68	1.46	1.38
1	7R	13	GLN	CG-CD	5.68	1.64	1.51
1	8u	156	GLY	N-CA	5.68	1.54	1.46
1	aw	45	GLU	CB-CG	5.68	1.62	1.52
1	aR	142	VAL	CB-CG1	5.68	1.64	1.52
1	b8	76	GLU	CD-OE2	5.68	1.31	1.25
1	bV	17	PRO	C-N	5.68	1.47	1.34
1	c3	103	ASP	N-CA	-5.68	1.34	1.46
1	fW	178	SER	CB-OG	5.68	1.49	1.42
1	1	173	ARG	CZ-NH2	5.68	1.40	1.33
1	V	164	TYR	CG-CD2	5.68	1.46	1.39
1	23	128	GLU	CA-CB	5.68	1.66	1.53
1	lF	162	ARG	CD-NE	5.68	1.56	1.46

Continued on next page...

Continued from previous page...

Mol	Chain	Res	Type	Atoms	Z	Observed(Å)	Ideal(Å)
1	4d	76	GLU	CG-CD	-5.68	1.43	1.51
1	4q	75	GLU	CD-OE2	5.68	1.31	1.25
1	5D	28	GLU	CD-OE2	5.68	1.31	1.25
1	88	161	PHE	CG-CD2	5.68	1.47	1.38
1	8m	76	GLU	CD-OE2	5.68	1.31	1.25
1	8L	130	TYR	CE2-CZ	5.68	1.46	1.38
1	9J	226	HIS	CB-CG	-5.68	1.39	1.50
1	Z	132	ARG	CD-NE	5.68	1.56	1.46
1	d5	105	ALA	CA-CB	5.68	1.64	1.52
1	dn	45	GLU	CG-CD	5.68	1.60	1.51
1	0	162	ARG	CZ-NH2	-5.68	1.25	1.33
1	1	169	TYR	CD2-CE2	5.68	1.47	1.39
1	gr	207	PRO	N-CD	-5.68	1.39	1.47
1	j2	164	TYR	CB-CG	-5.68	1.43	1.51
1	kq	44	SER	CA-CB	5.68	1.61	1.52
1	2B	42	ALA	CA-CB	5.68	1.64	1.52
1	4x	130	TYR	CE1-CZ	5.68	1.46	1.38
1	5M	159	GLU	CD-OE1	5.68	1.31	1.25
1	6C	40	PHE	CG-CD2	5.68	1.47	1.38
1	6J	194	ALA	CA-CB	5.68	1.64	1.52
1	7c	166	ASP	C-N	5.68	1.47	1.34
1	9N	130	TYR	CE2-CZ	5.68	1.46	1.38
1	av	78	ALA	CA-CB	-5.68	1.40	1.52
1	cd	43	LEU	N-CA	-5.68	1.34	1.46
1	1j	180	GLU	CD-OE1	5.68	1.31	1.25
1	i	169	TYR	CG-CD2	5.68	1.46	1.39
1	hp	101	GLY	CA-C	-5.68	1.42	1.51
1	1J	231	LEU	C-O	5.68	1.34	1.23
1	hC	45	GLU	CB-CG	5.68	1.62	1.52
1	hR	184	TRP	CG-CD2	5.68	1.53	1.43
1	2b	23	TRP	NE1-CE2	5.68	1.45	1.37
1	2s	117	TRP	NE1-CE2	-5.68	1.30	1.37
1	5G	93	PRO	N-CD	-5.68	1.39	1.47
1	8n	222	GLY	CA-C	-5.68	1.42	1.51
1	8o	193	ASN	CA-CB	5.68	1.68	1.53
1	8M	143	ARG	CD-NE	5.68	1.56	1.46
1	97	82	ARG	CZ-NH2	-5.68	1.25	1.33
1	9i	55	MET	CA-CB	5.68	1.66	1.53
1	9t	28	GLU	CB-CG	5.68	1.62	1.52
1	9I	225	GLY	N-CA	5.68	1.54	1.46
1	cJ	146	SER	CA-CB	5.68	1.61	1.52
1	dp	164	TYR	CD1-CE1	5.68	1.47	1.39

Continued on next page...

Continued from previous page...

Mol	Chain	Res	Type	Atoms	Z	Observed(Å)	Ideal(Å)
1	e1	164	TYR	CB-CG	5.68	1.60	1.51
1	fN	97	ARG	CD-NE	5.68	1.56	1.46
1	u	168	PHE	CG-CD1	5.68	1.47	1.38
1	F	128	GLU	CB-CG	5.68	1.62	1.52
1	gX	184	TRP	CD2-CE2	-5.68	1.34	1.41
1	1K	33	SER	C-N	-5.68	1.23	1.34
1	kM	154	ARG	CD-NE	5.68	1.56	1.46
1	kU	131	LYS	CA-CB	5.68	1.66	1.53
1	6J	91	ILE	CA-CB	-5.68	1.41	1.54
1	9R	184	TRP	CD2-CE3	5.68	1.48	1.40
1	eL	169	TYR	CB-CG	-5.68	1.43	1.51
1	2	184	TRP	CD2-CE2	5.68	1.48	1.41
1	ag	159	GLU	CD-OE1	5.68	1.31	1.25
1	bA	205	LEU	C-N	5.68	1.43	1.33
1	bF	164	TYR	CG-CD1	5.68	1.46	1.39
1	cv	167	ARG	CZ-NH2	-5.68	1.25	1.33
1	cw	28	GLU	CA-CB	5.68	1.66	1.53
1	1f	127	GLY	N-CA	-5.68	1.37	1.46
1	fD	61	GLY	CA-C	-5.68	1.42	1.51
1	Q	71	GLU	CB-CG	5.68	1.62	1.52
1	9	159	GLU	CA-CB	5.68	1.66	1.53
1	gC	169	TYR	CB-CG	5.67	1.60	1.51
1	hf	28	GLU	CD-OE1	5.67	1.31	1.25
1	hz	23	TRP	NE1-CE2	-5.67	1.30	1.37
1	hI	28	GLU	CD-OE2	5.67	1.31	1.25
1	hT	80	TRP	CZ2-CH2	5.67	1.48	1.37
1	iy	159	GLU	CD-OE2	5.67	1.31	1.25
1	iQ	84	HIS	CB-CG	5.67	1.60	1.50
1	2c	102	SER	CB-OG	5.67	1.49	1.42
1	3L	92	GLU	CB-CG	5.67	1.62	1.52
1	40	75	GLU	CD-OE1	5.67	1.31	1.25
1	65	156	GLY	CA-C	5.67	1.60	1.51
1	67	173	ARG	CD-NE	5.67	1.56	1.46
1	8h	139	ASN	N-CA	5.67	1.57	1.46
1	bL	118	MET	CG-SD	5.67	1.96	1.81
1	bN	44	SER	CA-CB	5.67	1.61	1.52
1	bT	145	TYR	CE1-CZ	5.67	1.46	1.38
1	co	34	PRO	N-CD	-5.67	1.40	1.47
1	cR	89	GLY	N-CA	5.67	1.54	1.46
1	d8	32	PHE	CG-CD1	5.67	1.47	1.38
1	dZ	28	GLU	CG-CD	-5.67	1.43	1.51
1	f4	133	TRP	CG-CD1	5.67	1.44	1.36

Continued on next page...

Continued from previous page...

Mol	Chain	Res	Type	Atoms	Z	Observed(Å)	Ideal(Å)
1	fi	97	ARG	CZ-NH1	-5.67	1.25	1.33
1	fl	173	ARG	N-CA	5.67	1.57	1.46
1	1x	75	GLU	CA-CB	5.67	1.66	1.53
1	fu	128	GLU	N-CA	-5.67	1.35	1.46
1	s	149	SER	CB-OG	5.67	1.49	1.42
1	jt	82	ARG	CZ-NH1	-5.67	1.25	1.33
1	li	159	GLU	CB-CG	5.67	1.62	1.52
1	lE	17	PRO	N-CD	-5.67	1.40	1.47
1	2u	112	GLN	CG-CD	5.67	1.64	1.51
1	5k	80	TRP	NE1-CE2	-5.67	1.30	1.37
1	7y	26	VAL	CB-CG1	5.67	1.64	1.52
1	8A	92	GLU	CG-CD	5.67	1.60	1.51
1	8L	74	ASN	CB-CG	5.67	1.64	1.51
1	c3	35	GLU	CG-CD	5.67	1.60	1.51
1	el	130	TYR	CE2-CZ	5.67	1.46	1.38
1	hh	28	GLU	CB-CG	5.67	1.62	1.52
1	hx	18	ARG	CZ-NH1	-5.67	1.25	1.33
1	hx	228	ALA	CA-CB	5.67	1.64	1.52
1	i8	220	GLY	CA-C	-5.67	1.42	1.51
1	ka	165	VAL	CB-CG2	5.67	1.64	1.52
1	2m	162	ARG	CZ-NH2	-5.67	1.25	1.33
1	5t	80	TRP	NE1-CE2	-5.67	1.30	1.37
1	aZ	229	ARG	CZ-NH1	-5.67	1.25	1.33
1	ck	97	ARG	CD-NE	5.67	1.56	1.46
1	2l	12	HIS	CB-CG	-5.67	1.39	1.50
1	dv	59	VAL	C-N	5.67	1.43	1.33
1	go	159	GLU	CD-OE1	-5.67	1.19	1.25
1	kA	169	TYR	CE2-CZ	5.67	1.46	1.38
1	23	29	GLU	CD-OE1	5.67	1.31	1.25
1	24	157	PRO	N-CD	-5.67	1.40	1.47
1	lq	128	GLU	CD-OE2	5.67	1.31	1.25
1	8j	44	SER	CB-OG	5.67	1.49	1.42
1	Z	206	GLY	N-CA	5.67	1.54	1.46
1	bN	71	GLU	CG-CD	5.67	1.60	1.51
1	bX	71	GLU	CD-OE2	5.67	1.31	1.25
1	r	173	ARG	NE-CZ	5.67	1.40	1.33
1	w	109	SER	CA-CB	5.67	1.61	1.52
1	gv	1	PRO	N-CD	5.67	1.55	1.47
1	23	106	GLY	CA-C	-5.67	1.42	1.51
1	4v	16	SER	CA-CB	5.67	1.61	1.52
1	6l	205	LEU	C-N	5.67	1.43	1.33
1	6m	105	ALA	C-N	5.67	1.43	1.33

Continued on next page...

Continued from previous page...

Mol	Chain	Res	Type	Atoms	Z	Observed(Å)	Ideal(Å)
1	8E	150	ILE	N-CA	5.67	1.57	1.46
1	8O	164	TYR	CG-CD2	5.67	1.46	1.39
1	al	161	PHE	CG-CD1	5.67	1.47	1.38
1	cp	75	GLU	CB-CG	5.67	1.62	1.52
1	cS	45	GLU	CG-CD	-5.67	1.43	1.51
1	dg	149	SER	CB-OG	5.67	1.49	1.42
1	eD	212	GLU	CB-CG	5.67	1.62	1.52
1	eN	45	GLU	CD-OE2	5.67	1.31	1.25
1	1u	145	TYR	CE1-CZ	5.67	1.46	1.38
1	L	32	PHE	CG-CD2	5.67	1.47	1.38
1	T	224	PRO	N-CA	-5.67	1.37	1.47
1	hb	167	ARG	NE-CZ	-5.67	1.25	1.33
1	5Z	204	ALA	CA-CB	5.67	1.64	1.52
1	6g	213	GLU	CD-OE2	5.67	1.31	1.25
1	8t	221	VAL	N-CA	-5.67	1.35	1.46
1	a5	16	SER	CA-CB	5.67	1.61	1.52
1	aF	35	GLU	CB-CG	5.67	1.62	1.52
1	cU	79	GLU	CD-OE1	5.67	1.31	1.25
1	dg	128	GLU	CD-OE2	5.67	1.31	1.25
1	dp	41	SER	CB-OG	5.67	1.49	1.42
1	dK	130	TYR	CG-CD2	5.67	1.46	1.39
1	dX	229	ARG	CZ-NH2	-5.67	1.25	1.33
1	fo	130	TYR	CE1-CZ	5.67	1.46	1.38
1	fr	44	SER	CA-CB	5.67	1.61	1.52
1	C	32	PHE	CG-CD1	5.67	1.47	1.38
1	h4	164	TYR	CD2-CE2	5.66	1.47	1.39
1	hg	105	ALA	C-N	5.66	1.43	1.33
1	hQ	15	ILE	N-CA	-5.66	1.35	1.46
1	ih	99	PRO	CA-C	5.66	1.64	1.52
1	iV	120	HIS	CA-CB	5.66	1.66	1.53
1	j0	1	PRO	N-CA	5.66	1.56	1.47
1	jm	1	PRO	N-CD	5.66	1.55	1.47
1	1W	41	SER	CA-CB	5.66	1.61	1.52
1	k2	35	GLU	CB-CG	5.66	1.62	1.52
1	lh	159	GLU	CD-OE2	5.66	1.31	1.25
1	2u	164	TYR	CG-CD2	5.66	1.46	1.39
1	3z	173	ARG	CD-NE	5.66	1.56	1.46
1	3B	44	SER	CA-CB	5.66	1.61	1.52
1	5A	169	TYR	CD1-CE1	5.66	1.47	1.39
1	5S	61	GLY	CA-C	-5.66	1.42	1.51
1	71	34	PRO	N-CD	-5.66	1.40	1.47
1	7c	120	HIS	CB-CG	5.66	1.60	1.50

Continued on next page...

Continued from previous page...

Mol	Chain	Res	Type	Atoms	Z	Observed(Å)	Ideal(Å)
1	a0	178	SER	CA-CB	5.66	1.61	1.52
1	11	202	LEU	CA-CB	5.66	1.66	1.53
1	aZ	79	GLU	CG-CD	5.66	1.60	1.51
1	cO	46	GLY	CA-C	-5.66	1.42	1.51
1	d3	1	PRO	CA-CB	5.66	1.64	1.53
1	dA	161	PHE	CE2-CZ	5.66	1.48	1.37
1	e3	161	PHE	CG-CD1	5.66	1.47	1.38
1	ei	116	GLY	CA-C	5.66	1.60	1.51
1	io	125	PRO	C-O	-5.66	1.11	1.23
1	j1	80	TRP	CD2-CE2	5.66	1.48	1.41
1	k0	133	TRP	CG-CD1	5.66	1.44	1.36
1	79	81	ASP	CA-CB	5.66	1.66	1.53
1	9W	92	GLU	CD-OE1	5.66	1.31	1.25
1	10	9	GLN	CG-CD	5.66	1.64	1.51
1	aN	168	PHE	CG-CD2	5.66	1.47	1.38
1	bg	222	GLY	CA-C	5.66	1.60	1.51
1	cp	164	TYR	CE2-CZ	5.66	1.46	1.38
1	dQ	98	GLU	CB-CG	5.66	1.62	1.52
1	M	86	VAL	CB-CG1	5.66	1.64	1.52
1	hi	225	GLY	CA-C	5.66	1.60	1.51
1	lu	28	GLU	CD-OE2	5.66	1.31	1.25
1	3e	36	VAL	CB-CG1	5.66	1.64	1.52
1	5J	28	GLU	CD-OE2	5.66	1.31	1.25
1	5S	23	TRP	CZ2-CH2	5.66	1.48	1.37
1	7k	92	GLU	CG-CD	5.66	1.60	1.51
1	8G	88	ALA	C-N	5.66	1.43	1.33
1	9q	184	TRP	CA-CB	5.66	1.66	1.53
1	bf	28	GLU	CA-CB	5.66	1.66	1.53
1	bZ	132	ARG	CD-NE	5.66	1.56	1.46
1	em	219	GLN	N-CA	-5.66	1.35	1.46
1	js	102	SER	CA-CB	5.66	1.61	1.52
1	jD	29	GLU	CB-CG	5.66	1.62	1.52
1	jJ	144	MET	CA-C	-5.66	1.38	1.52
1	65	28	GLU	CD-OE1	5.66	1.31	1.25
1	9z	92	GLU	CB-CG	5.66	1.62	1.52
1	av	145	TYR	CG-CD2	5.66	1.46	1.39
1	da	201	ILE	CB-CG1	5.66	1.69	1.54
1	dM	13	GLN	CA-CB	5.66	1.66	1.53
1	eb	40	PHE	CE1-CZ	5.66	1.48	1.37
1	eE	213	GLU	CG-CD	-5.66	1.43	1.51
1	fW	79	GLU	CB-CG	5.66	1.62	1.52
1	gL	94	GLY	CA-C	5.66	1.60	1.51

Continued on next page...

Continued from previous page...

Mol	Chain	Res	Type	Atoms	Z	Observed(Å)	Ideal(Å)
1	gX	109	SER	CA-CB	5.66	1.61	1.52
1	h3	92	GLU	CD-OE1	5.66	1.31	1.25
1	hU	71	GLU	CB-CG	5.66	1.62	1.52
1	i9	202	LEU	N-CA	5.66	1.57	1.46
1	iC	89	GLY	CA-C	5.66	1.60	1.51
1	iQ	146	SER	CA-CB	5.66	1.61	1.52
1	l1	16	SER	CB-OG	5.66	1.49	1.42
1	lc	1	PRO	N-CD	5.66	1.55	1.47
1	lw	16	SER	C-N	5.66	1.45	1.34
1	lR	133	TRP	CE3-CZ3	5.66	1.48	1.38
1	41	164	TYR	CE1-CZ	5.66	1.46	1.38
1	85	117	TRP	CG-CD1	5.66	1.44	1.36
1	aX	136	LEU	C-N	5.66	1.43	1.33
1	bo	109	SER	CA-CB	5.66	1.61	1.52
1	bo	143	ARG	NE-CZ	-5.66	1.25	1.33
1	fy	207	PRO	N-CD	-5.66	1.40	1.47
1	gi	80	TRP	NE1-CE2	-5.66	1.30	1.37
1	gw	225	GLY	N-CA	5.66	1.54	1.46
1	gA	159	GLU	CD-OE1	5.66	1.31	1.25
1	hd	13	GLN	CA-CB	5.66	1.66	1.53
1	lg	145	TYR	CE1-CZ	5.66	1.46	1.38
1	2J	82	ARG	CZ-NH2	-5.66	1.25	1.33
1	89	78	ALA	CA-CB	5.66	1.64	1.52
1	8x	159	GLU	CB-CG	5.66	1.62	1.52
1	au	87	HIS	CB-CG	5.66	1.60	1.50
1	bs	195	ASN	CB-CG	5.66	1.64	1.51
1	c6	187	GLU	CD-OE2	5.66	1.31	1.25
1	N	198	CYS	CB-SG	-5.66	1.72	1.81
1	4	92	GLU	CB-CG	5.66	1.62	1.52
1	gM	229	ARG	CZ-NH1	-5.65	1.25	1.33
1	hU	145	TYR	CB-CG	5.65	1.60	1.51
1	jL	130	TYR	CZ-OH	5.65	1.47	1.37
1	20	204	ALA	CA-CB	5.65	1.64	1.52
1	kO	164	TYR	CD1-CE1	5.65	1.47	1.39
1	4a	16	SER	CA-CB	5.65	1.61	1.52
1	8M	198	CYS	CB-SG	5.65	1.91	1.82
1	aN	101	GLY	CA-C	5.65	1.60	1.51
1	e9	25	LYS	N-CA	5.65	1.57	1.46
1	fz	164	TYR	CE1-CZ	5.65	1.45	1.38
1	fl	22	ALA	C-N	5.65	1.47	1.34
1	fl	41	SER	CA-CB	5.65	1.61	1.52
1	s	213	GLU	CD-OE2	5.65	1.31	1.25

Continued on next page...

Continued from previous page...

Mol	Chain	Res	Type	Atoms	Z	Observed(Å)	Ideal(Å)
1	3	9	GLN	CG-CD	5.65	1.64	1.51
1	gK	79	GLU	CD-OE1	5.65	1.31	1.25
1	1N	128	GLU	CD-OE2	5.65	1.31	1.25
1	jd	44	SER	CA-CB	5.65	1.61	1.52
1	jo	92	GLU	CD-OE1	5.65	1.31	1.25
1	jJ	146	SER	CA-CB	5.65	1.61	1.52
1	k7	64	ALA	N-CA	-5.65	1.35	1.46
1	kL	133	TRP	CE3-CZ3	5.65	1.48	1.38
1	l0	145	TYR	CE2-CZ	5.65	1.45	1.38
1	2p	133	TRP	CD1-NE1	-5.65	1.28	1.38
1	3e	29	GLU	CD-OE2	5.65	1.31	1.25
1	51	71	GLU	CB-CG	5.65	1.62	1.52
1	6t	225	GLY	CA-C	5.65	1.60	1.51
1	71	169	TYR	CG-CD1	5.65	1.46	1.39
1	7i	173	ARG	CZ-NH2	-5.65	1.25	1.33
1	7W	157	PRO	CA-CB	5.65	1.64	1.53
1	8V	18	ARG	CB-CG	5.65	1.67	1.52
1	aG	175	GLU	CG-CD	5.65	1.60	1.51
1	b5	175	GLU	CG-CD	-5.65	1.43	1.51
1	cm	142	VAL	CA-CB	-5.65	1.42	1.54
1	co	32	PHE	CG-CD2	5.65	1.47	1.38
1	dc	32	PHE	CB-CG	-5.65	1.41	1.51
1	dD	60	GLY	CA-C	-5.65	1.42	1.51
1	gJ	192	GLN	CA-CB	5.65	1.66	1.53
1	hh	120	HIS	CB-CG	5.65	1.60	1.50
1	j0	16	SER	CA-CB	5.65	1.61	1.52
1	kc	164	TYR	CE1-CZ	-5.65	1.31	1.38
1	39	18	ARG	CZ-NH2	-5.65	1.25	1.33
1	3G	82	ARG	CD-NE	5.65	1.56	1.46
1	3K	170	LYS	CA-CB	5.65	1.66	1.53
1	3M	206	GLY	CA-C	5.65	1.60	1.51
1	aY	123	PRO	N-CD	-5.65	1.40	1.47
1	br	33	SER	CA-CB	5.65	1.61	1.52
1	cu	196	PRO	N-CD	-5.65	1.40	1.47
1	cV	130	TYR	CZ-OH	5.65	1.47	1.37
1	lj	213	GLU	CB-CG	5.65	1.62	1.52
1	dG	46	GLY	CA-C	-5.65	1.42	1.51
1	em	1	PRO	CA-CB	5.65	1.64	1.53
1	ji	145	TYR	CE2-CZ	5.65	1.45	1.38
1	7R	168	PHE	CG-CD2	5.65	1.47	1.38
1	8d	167	ARG	NE-CZ	5.65	1.40	1.33
1	cY	106	GLY	N-CA	5.65	1.54	1.46

Continued on next page...

Continued from previous page...

Mol	Chain	Res	Type	Atoms	Z	Observed(Å)	Ideal(Å)
1	fd	32	PHE	CA-CB	5.65	1.66	1.53
1	iK	1	PRO	N-CA	5.65	1.56	1.47
1	lZ	93	PRO	N-CD	5.65	1.55	1.47
1	ko	208	ALA	CA-CB	5.65	1.64	1.52
1	24	29	GLU	CD-OE2	-5.65	1.19	1.25
1	l6	168	PHE	CG-CD2	5.65	1.47	1.38
1	lr	169	TYR	CE2-CZ	5.65	1.45	1.38
1	3e	71	GLU	CB-CG	5.65	1.62	1.52
1	3C	160	PRO	N-CD	5.65	1.55	1.47
1	4G	173	ARG	CD-NE	5.65	1.56	1.46
1	5G	76	GLU	CB-CG	5.65	1.62	1.52
1	6W	130	TYR	CE2-CZ	5.65	1.45	1.38
1	9e	53	ASN	CA-CB	5.65	1.67	1.53
1	9p	149	SER	CA-CB	5.65	1.61	1.52
1	9y	130	TYR	CE1-CZ	5.65	1.45	1.38
1	9K	1	PRO	N-CD	5.65	1.55	1.47
1	aj	132	ARG	CD-NE	5.65	1.56	1.46
1	at	169	TYR	CE2-CZ	5.65	1.45	1.38
1	ct	130	TYR	CE1-CZ	5.65	1.45	1.38
1	dt	88	ALA	CA-CB	5.65	1.64	1.52
1	eV	162	ARG	CZ-NH1	-5.65	1.25	1.33
1	fR	167	ARG	CZ-NH1	-5.65	1.25	1.33
1	gC	75	GLU	CB-CG	5.65	1.62	1.52
1	hq	133	TRP	CD2-CE2	5.65	1.48	1.41
1	5t	41	SER	CB-OG	5.65	1.49	1.42
1	5x	146	SER	CA-CB	5.65	1.61	1.52
1	c2	149	SER	CA-CB	5.65	1.61	1.52
1	db	102	SER	CA-CB	5.65	1.61	1.52
1	dk	180	GLU	CB-CG	5.65	1.62	1.52
1	gJ	18	ARG	CZ-NH2	-5.64	1.25	1.33
1	h2	178	SER	CA-CB	5.64	1.61	1.52
1	hd	117	TRP	NE1-CE2	-5.64	1.30	1.37
1	ja	222	GLY	N-CA	-5.64	1.37	1.46
1	km	95	GLN	CG-CD	5.64	1.64	1.51
1	46	164	TYR	CG-CD1	5.64	1.46	1.39
1	4F	132	ARG	N-CA	5.64	1.57	1.46
1	5D	97	ARG	CD-NE	5.64	1.56	1.46
1	6a	29	GLU	CG-CD	5.64	1.60	1.51
1	7q	31	ALA	CA-CB	5.64	1.64	1.52
1	8k	16	SER	CA-CB	5.64	1.61	1.52
1	8U	164	TYR	CD1-CE1	5.64	1.47	1.39
1	dn	154	ARG	CZ-NH2	-5.64	1.25	1.33

Continued on next page...

Continued from previous page...

Mol	Chain	Res	Type	Atoms	Z	Observed(Å)	Ideal(Å)
1	e7	130	TYR	CG-CD1	5.64	1.46	1.39
1	n	75	GLU	N-CA	-5.64	1.35	1.46
1	L	164	TYR	CE1-CZ	5.64	1.45	1.38
1	kV	128	GLU	CG-CD	-5.64	1.43	1.51
1	3c	16	SER	CA-CB	5.64	1.61	1.52
1	3d	167	ARG	CZ-NH2	-5.64	1.25	1.33
1	3l	75	GLU	CB-CG	5.64	1.62	1.52
1	6a	108	THR	CB-OG1	-5.64	1.31	1.43
1	8R	206	GLY	CA-C	5.64	1.60	1.51
1	9W	11	VAL	CB-CG1	5.64	1.64	1.52
1	a5	211	LEU	CA-CB	5.64	1.66	1.53
1	1n	130	TYR	CG-CD2	5.64	1.46	1.39
1	er	23	TRP	NE1-CE2	-5.64	1.30	1.37
1	fb	164	TYR	CD2-CE2	5.64	1.47	1.39
1	1K	213	GLU	CB-CG	5.64	1.62	1.52
1	29	33	SER	CA-CB	5.64	1.61	1.52
1	2I	23	TRP	CE3-CZ3	5.64	1.48	1.38
1	3N	154	ARG	CD-NE	5.64	1.56	1.46
1	82	109	SER	CA-CB	-5.64	1.44	1.52
1	8N	45	GLU	CD-OE2	5.64	1.31	1.25
1	bk	168	PHE	CG-CD2	5.64	1.47	1.38
1	bR	10	MET	CA-CB	5.64	1.66	1.53
1	cz	169	TYR	CE2-CZ	5.64	1.45	1.38
1	e9	122	PRO	N-CD	-5.64	1.40	1.47
1	M	116	GLY	CA-C	5.64	1.60	1.51
1	gy	143	ARG	CD-NE	5.64	1.56	1.46
1	ih	109	SER	CA-CB	5.64	1.61	1.52
1	iq	146	SER	CA-CB	5.64	1.61	1.52
1	k9	164	TYR	CG-CD2	5.64	1.46	1.39
1	2p	41	SER	CA-CB	5.64	1.61	1.52
1	5r	11	VAL	CB-CG2	5.64	1.64	1.52
1	5t	49	PRO	N-CD	-5.64	1.40	1.47
1	6M	1	PRO	N-CD	5.64	1.55	1.47
1	8W	152	ASP	CA-CB	5.64	1.66	1.53
1	9R	40	PHE	CG-CD1	5.64	1.47	1.38
1	a8	213	GLU	CD-OE2	5.64	1.31	1.25
1	ak	178	SER	CA-CB	5.64	1.61	1.52
1	13	213	GLU	CG-CD	-5.64	1.43	1.51
1	cr	79	GLU	CD-OE2	5.64	1.31	1.25
1	cG	145	TYR	CE1-CZ	5.64	1.45	1.38
1	cI	80	TRP	CD2-CE2	5.64	1.48	1.41
1	1i	82	ARG	CD-NE	5.64	1.56	1.46

Continued on next page...

Continued from previous page...

Mol	Chain	Res	Type	Atoms	Z	Observed(Å)	Ideal(Å)
1	dj	18	ARG	CD-NE	5.64	1.56	1.46
1	e7	1	PRO	N-CD	5.64	1.55	1.47
1	g1	201	ILE	C-N	5.64	1.47	1.34
1	gs	187	GLU	CD-OE2	5.64	1.31	1.25
1	kk	22	ALA	CA-CB	5.64	1.64	1.52
1	3N	169	TYR	CE1-CZ	5.64	1.45	1.38
1	cP	222	GLY	N-CA	-5.64	1.37	1.46
1	gl	29	GLU	CB-CG	5.64	1.62	1.52
1	hs	220	GLY	CA-C	5.64	1.60	1.51
1	jD	161	PHE	CB-CG	-5.64	1.41	1.51
1	jU	45	GLU	CD-OE1	5.64	1.31	1.25
1	kC	80	TRP	CZ2-CH2	5.64	1.48	1.37
1	4j	93	PRO	N-CD	-5.64	1.40	1.47
1	4F	181	VAL	CB-CG1	5.64	1.64	1.52
1	4T	205	LEU	N-CA	-5.64	1.35	1.46
1	6P	16	SER	CA-CB	5.64	1.61	1.52
1	az	76	GLU	CB-CG	5.64	1.62	1.52
1	aH	184	TRP	CD2-CE2	5.64	1.48	1.41
1	dP	230	VAL	CB-CG1	5.64	1.64	1.52
1	f7	217	ALA	CA-CB	5.64	1.64	1.52
1	i	164	TYR	CA-CB	5.64	1.66	1.53
1	u	8	GLY	N-CA	5.64	1.54	1.46
1	8	75	GLU	CD-OE2	5.64	1.31	1.25
1	gp	60	GLY	C-N	5.63	1.43	1.33
1	ij	97	ARG	CD-NE	5.63	1.56	1.46
1	jX	61	GLY	CA-C	-5.63	1.42	1.51
1	k0	125	PRO	N-CD	-5.63	1.40	1.47
1	3R	29	GLU	CB-CG	5.63	1.62	1.52
1	4H	169	TYR	CZ-OH	5.63	1.47	1.37
1	50	128	GLU	CD-OE1	-5.63	1.19	1.25
1	5Z	128	GLU	CD-OE2	5.63	1.31	1.25
1	7J	8	GLY	N-CA	5.63	1.54	1.46
1	9K	33	SER	CA-CB	5.63	1.61	1.52
1	18	82	ARG	CZ-NH2	5.63	1.40	1.33
1	1e	169	TYR	CB-CG	-5.63	1.43	1.51
1	cV	169	TYR	CG-CD2	5.63	1.46	1.39
1	1m	198	CYS	C-N	5.63	1.47	1.34
1	e3	45	GLU	CB-CG	5.63	1.62	1.52
1	em	137	GLY	CA-C	-5.63	1.42	1.51
1	ff	38	PRO	N-CD	-5.63	1.40	1.47
1	O	90	PRO	N-CA	5.63	1.56	1.47
1	1K	34	PRO	N-CD	5.63	1.55	1.47

Continued on next page...

Continued from previous page...

Mol	Chain	Res	Type	Atoms	Z	Observed(Å)	Ideal(Å)
1	iL	147	PRO	CA-CB	5.63	1.64	1.53
1	jz	157	PRO	N-CA	-5.63	1.37	1.47
1	6b	128	GLU	CB-CG	5.63	1.62	1.52
1	7f	121	ASN	CA-CB	5.63	1.67	1.53
1	7D	71	GLU	CG-CD	5.63	1.60	1.51
1	7W	146	SER	CA-CB	5.63	1.61	1.52
1	8P	45	GLU	CA-CB	-5.63	1.41	1.53
1	b2	118	MET	CA-CB	5.63	1.66	1.53
1	bd	209	ALA	CA-C	5.63	1.67	1.52
1	y	79	GLU	CB-CG	5.63	1.62	1.52
1	gz	184	TRP	CD1-NE1	-5.63	1.28	1.38
1	gC	222	GLY	N-CA	5.63	1.54	1.46
1	hR	106	GLY	N-CA	-5.63	1.37	1.46
1	jQ	41	SER	CA-CB	5.63	1.61	1.52
1	lf	132	ARG	CD-NE	5.63	1.56	1.46
1	2S	154	ARG	CZ-NH1	-5.63	1.25	1.33
1	5J	7	GLN	N-CA	-5.63	1.35	1.46
1	60	133	TRP	NE1-CE2	-5.63	1.30	1.37
1	9v	1	PRO	N-CD	5.63	1.55	1.47
1	9D	176	GLN	N-CA	-5.63	1.35	1.46
1	aM	32	PHE	CE2-CZ	5.63	1.48	1.37
1	1v	1	PRO	CA-C	5.63	1.64	1.52
1	fp	71	GLU	CD-OE1	5.63	1.31	1.25
1	ik	206	GLY	CA-C	5.63	1.60	1.51
1	2o	128	GLU	CD-OE2	5.63	1.31	1.25
1	6a	93	PRO	C-N	5.63	1.43	1.33
1	7a	23	TRP	CA-CB	5.63	1.66	1.53
1	au	132	ARG	CZ-NH2	-5.63	1.25	1.33
1	bx	145	TYR	CG-CD1	5.63	1.46	1.39
1	do	22	ALA	CA-CB	5.63	1.64	1.52
1	lo	40	PHE	N-CA	5.63	1.57	1.46
1	i	227	LYS	CD-CE	5.63	1.65	1.51
1	gp	120	HIS	CB-CG	-5.63	1.40	1.50
1	gC	169	TYR	CD1-CE1	5.63	1.47	1.39
1	gF	127	GLY	CA-C	-5.63	1.42	1.51
1	hG	35	GLU	CG-CD	-5.63	1.43	1.51
1	ib	87	HIS	CA-CB	5.63	1.66	1.53
1	je	33	SER	CA-CB	5.63	1.61	1.52
1	jv	143	ARG	CZ-NH2	-5.63	1.25	1.33
1	kC	128	GLU	N-CA	-5.63	1.35	1.46
1	kX	168	PHE	CG-CD2	5.63	1.47	1.38
1	lR	123	PRO	CA-CB	5.63	1.64	1.53

Continued on next page...

Continued from previous page...

Mol	Chain	Res	Type	Atoms	Z	Observed(Å)	Ideal(Å)
1	57	169	TYR	CB-CG	-5.63	1.43	1.51
1	7r	128	GLU	CG-CD	5.63	1.60	1.51
1	7H	229	ARG	CG-CD	5.63	1.66	1.51
1	af	167	ARG	CD-NE	5.63	1.56	1.46
1	b5	121	ASN	C-N	5.63	1.45	1.34
1	cg	231	LEU	C-OXT	5.63	1.34	1.23
1	ci	94	GLY	CA-C	-5.63	1.42	1.51
1	cy	117	TRP	CE3-CZ3	5.63	1.48	1.38
1	dF	173	ARG	CZ-NH1	-5.63	1.25	1.33
1	dS	187	GLU	CD-OE2	5.63	1.31	1.25
1	gp	128	GLU	CD-OE2	-5.63	1.19	1.25
1	hu	162	ARG	CZ-NH1	-5.63	1.25	1.33
1	hL	117	TRP	CE3-CZ3	5.63	1.48	1.38
1	jZ	229	ARG	CA-C	5.63	1.67	1.52
1	k8	168	PHE	CG-CD2	5.63	1.47	1.38
1	kS	173	ARG	CD-NE	5.63	1.56	1.46
1	l3	130	TYR	CG-CD1	5.63	1.46	1.39
1	2O	130	TYR	CE2-CZ	5.63	1.45	1.38
1	3l	27	VAL	CB-CG2	5.63	1.64	1.52
1	3u	145	TYR	CG-CD2	5.63	1.46	1.39
1	4L	145	TYR	CG-CD2	5.63	1.46	1.39
1	4U	45	GLU	CB-CG	5.63	1.62	1.52
1	6h	169	TYR	CG-CD2	5.63	1.46	1.39
1	6P	184	TRP	NE1-CE2	-5.63	1.30	1.37
1	7A	16	SER	CB-OG	5.63	1.49	1.42
1	7C	78	ALA	CA-CB	5.63	1.64	1.52
1	8L	61	GLY	CA-C	5.63	1.60	1.51
1	9V	156	GLY	N-CA	5.63	1.54	1.46
1	b1	46	GLY	CA-C	5.63	1.60	1.51
1	ch	175	GLU	CD-OE1	5.63	1.31	1.25
1	dc	213	GLU	CD-OE2	5.63	1.31	1.25
1	dv	46	GLY	CA-C	5.63	1.60	1.51
1	e0	113	GLU	CG-CD	5.63	1.60	1.51
1	el	169	TYR	CG-CD1	5.63	1.46	1.39
1	ez	113	GLU	CB-CG	5.63	1.62	1.52
1	B	102	SER	CB-OG	5.63	1.49	1.42
1	gJ	166	ASP	CB-CG	5.62	1.63	1.51
1	jS	206	GLY	C-N	5.62	1.45	1.34
1	9T	49	PRO	N-CD	-5.62	1.40	1.47
1	bH	113	GLU	CD-OE1	5.62	1.31	1.25
1	eH	179	GLN	N-CA	-5.62	1.35	1.46
1	u	130	TYR	CE2-CZ	5.62	1.45	1.38

Continued on next page...

Continued from previous page...

Mol	Chain	Res	Type	Atoms	Z	Observed(Å)	Ideal(Å)
1	hp	97	ARG	NE-CZ	-5.62	1.25	1.33
1	iZ	85	PRO	CA-C	5.62	1.64	1.52
1	j0	7	GLN	C-N	5.62	1.43	1.33
1	3l	164	TYR	CG-CD1	5.62	1.46	1.39
1	6Q	45	GLU	CD-OE2	5.62	1.31	1.25
1	7a	76	GLU	CB-CG	5.62	1.62	1.52
1	9v	82	ARG	CD-NE	5.62	1.56	1.46
1	9L	35	GLU	CG-CD	5.62	1.60	1.51
1	al	167	ARG	CZ-NH1	-5.62	1.25	1.33
1	dJ	182	LYS	CA-CB	-5.62	1.41	1.53
1	e	169	TYR	CZ-OH	5.62	1.47	1.37
1	i4	29	GLU	CD-OE2	5.62	1.31	1.25
1	jc	222	GLY	CA-C	5.62	1.60	1.51
1	2l	198	CYS	CA-CB	5.62	1.66	1.53
1	lh	14	ALA	CA-CB	5.62	1.64	1.52
1	lp	76	GLU	CB-CG	5.62	1.62	1.52
1	5c	133	TRP	CG-CD2	5.62	1.53	1.43
1	6h	35	GLU	CB-CG	5.62	1.62	1.52
1	8E	168	PHE	CG-CD2	5.62	1.47	1.38
1	d5	106	GLY	CA-C	-5.62	1.42	1.51
1	dC	169	TYR	CZ-OH	5.62	1.47	1.37
1	e5	123	PRO	N-CD	5.62	1.55	1.47
1	ek	106	GLY	N-CA	5.62	1.54	1.46
1	fW	175	GLU	CA-CB	5.62	1.66	1.53
1	g7	218	CYS	CA-CB	5.62	1.66	1.53
1	gx	164	TYR	CE2-CZ	5.62	1.45	1.38
1	gU	169	TYR	CG-CD2	5.62	1.46	1.39
1	jG	154	ARG	CD-NE	5.62	1.56	1.46
1	kQ	175	GLU	CB-CG	5.62	1.62	1.52
1	7U	16	SER	CA-CB	5.62	1.61	1.52
1	84	113	GLU	CD-OE1	5.62	1.31	1.25
1	8l	23	TRP	CE3-CZ3	5.62	1.48	1.38
1	bx	186	THR	N-CA	5.62	1.57	1.46
1	e3	133	TRP	CZ2-CH2	5.62	1.48	1.37
1	fy	157	PRO	CA-C	-5.62	1.41	1.52
1	1B	168	PHE	CE1-CZ	5.62	1.48	1.37
1	hb	29	GLU	CB-CG	5.62	1.62	1.52
1	1M	167	ARG	CD-NE	5.62	1.56	1.46
1	iD	166	ASP	CA-CB	5.62	1.66	1.53
1	24	212	GLU	CD-OE2	5.62	1.31	1.25
1	kW	145	TYR	CB-CG	-5.62	1.43	1.51
1	lq	23	TRP	NE1-CE2	-5.62	1.30	1.37

Continued on next page...

Continued from previous page...

Mol	Chain	Res	Type	Atoms	Z	Observed(Å)	Ideal(Å)
1	50	146	SER	CA-CB	5.62	1.61	1.52
1	64	159	GLU	CA-CB	5.62	1.66	1.53
1	7K	195	ASN	CB-CG	5.62	1.64	1.51
1	8h	168	PHE	CG-CD1	5.62	1.47	1.38
1	9v	75	GLU	CB-CG	5.62	1.62	1.52
1	9v	169	TYR	CB-CG	5.62	1.60	1.51
1	9T	102	SER	CB-OG	-5.62	1.34	1.42
1	aH	82	ARG	CZ-NH2	-5.62	1.25	1.33
1	bA	43	LEU	CA-CB	5.62	1.66	1.53
1	cd	29	GLU	CG-CD	-5.62	1.43	1.51
1	cA	30	LYS	N-CA	-5.62	1.35	1.46
1	cM	130	TYR	CE2-CZ	5.62	1.45	1.38
1	dj	5	ASN	CB-CG	5.62	1.64	1.51
1	dK	146	SER	C-N	-5.62	1.23	1.34
1	ef	175	GLU	CG-CD	-5.62	1.43	1.51
1	gt	198	CYS	CA-CB	5.62	1.66	1.53
1	io	169	TYR	CE2-CZ	5.62	1.45	1.38
1	5J	16	SER	CA-CB	5.62	1.61	1.52
1	7b	130	TYR	CD2-CE2	5.62	1.47	1.39
1	bs	154	ARG	NE-CZ	5.62	1.40	1.33
1	ek	32	PHE	CG-CD1	5.62	1.47	1.38
1	fB	71	GLU	CB-CG	5.62	1.62	1.52
1	u	184	TRP	CA-CB	5.62	1.66	1.53
1	66	10	MET	CA-CB	5.62	1.66	1.53
1	7y	40	PHE	CG-CD1	5.62	1.47	1.38
1	8K	169	TYR	CG-CD2	5.62	1.46	1.39
1	cF	169	TYR	CE1-CZ	-5.62	1.31	1.38
1	dd	130	TYR	CE1-CZ	5.62	1.45	1.38
1	dh	168	PHE	CB-CG	-5.62	1.41	1.51
1	1n	222	GLY	CA-C	5.62	1.60	1.51
1	eF	164	TYR	CB-CG	-5.62	1.43	1.51
1	u	133	TRP	CD2-CE2	5.62	1.48	1.41
1	M	130	TYR	CG-CD1	5.62	1.46	1.39
1	V	35	GLU	CD-OE1	5.62	1.31	1.25
1	hO	145	TYR	CE2-CZ	5.61	1.45	1.38
1	ii	76	GLU	CB-CG	5.61	1.62	1.52
1	ix	28	GLU	CD-OE2	5.61	1.31	1.25
1	iO	145	TYR	CE2-CZ	5.61	1.45	1.38
1	kt	162	ARG	CD-NE	5.61	1.55	1.46
1	23	113	GLU	CD-OE1	5.61	1.31	1.25
1	kF	162	ARG	CD-NE	5.61	1.55	1.46
1	l9	146	SER	CA-CB	5.61	1.61	1.52

Continued on next page...

Continued from previous page...

Mol	Chain	Res	Type	Atoms	Z	Observed(Å)	Ideal(Å)
1	3k	48	THR	C-N	-5.61	1.23	1.34
1	4K	80	TRP	CD2-CE3	-5.61	1.31	1.40
1	5i	136	LEU	CA-CB	5.61	1.66	1.53
1	6g	168	PHE	CG-CD1	5.61	1.47	1.38
1	6v	130	TYR	CZ-OH	5.61	1.47	1.37
1	7d	68	MET	CG-SD	5.61	1.95	1.81
1	7I	184	TRP	NE1-CE2	-5.61	1.30	1.37
1	8p	219	GLN	C-N	5.61	1.43	1.33
1	8s	132	ARG	CA-CB	5.61	1.66	1.53
1	9e	167	ARG	CD-NE	5.61	1.55	1.46
1	bt	32	PHE	CG-CD1	5.61	1.47	1.38
1	lj	33	SER	CB-OG	5.61	1.49	1.42
1	dN	230	VAL	CB-CG2	5.61	1.64	1.52
1	dV	117	TRP	CZ2-CH2	5.61	1.48	1.37
1	lw	80	TRP	NE1-CE2	5.61	1.44	1.37
1	fm	130	TYR	CG-CD1	5.61	1.46	1.39
1	p	128	GLU	CG-CD	5.61	1.60	1.51
1	gC	145	TYR	CE2-CZ	5.61	1.45	1.38
1	lX	82	ARG	CZ-NH1	-5.61	1.25	1.33
1	jO	1	PRO	N-CD	5.61	1.55	1.47
1	kE	173	ARG	CD-NE	5.61	1.55	1.46
1	7j	29	GLU	CD-OE1	5.61	1.31	1.25
1	7z	229	ARG	CZ-NH2	-5.61	1.25	1.33
1	cP	97	ARG	CD-NE	5.61	1.55	1.46
1	hi	169	TYR	CG-CD1	5.61	1.46	1.39
1	2h	140	LYS	CA-CB	5.61	1.66	1.53
1	3l	164	TYR	CE2-CZ	5.61	1.45	1.38
1	48	101	GLY	CA-C	-5.61	1.42	1.51
1	6N	117	TRP	CD1-NE1	5.61	1.47	1.38
1	7U	169	TYR	CZ-OH	5.61	1.47	1.37
1	aL	40	PHE	CG-CD1	5.61	1.47	1.38
1	cP	154	ARG	CZ-NH2	-5.61	1.25	1.33
1	dw	224	PRO	C-N	5.61	1.43	1.33
1	dC	16	SER	CA-CB	5.61	1.61	1.52
1	eP	223	GLY	CA-C	5.61	1.60	1.51
1	R	132	ARG	CA-CB	5.61	1.66	1.53
1	hh	79	GLU	CD-OE2	5.61	1.31	1.25
1	24	40	PHE	CG-CD1	5.61	1.47	1.38
1	4D	125	PRO	N-CD	-5.61	1.40	1.47
1	5c	40	PHE	CB-CG	-5.61	1.41	1.51
1	86	32	PHE	CG-CD2	5.61	1.47	1.38
1	hV	109	SER	CA-CB	5.61	1.61	1.52

Continued on next page...

Continued from previous page...

Mol	Chain	Res	Type	Atoms	Z	Observed(Å)	Ideal(Å)
1	j0	88	ALA	C-N	5.61	1.43	1.33
1	kx	63	GLN	CA-CB	5.61	1.66	1.53
1	kB	114	GLN	C-N	5.61	1.47	1.34
1	31	120	HIS	CB-CG	5.61	1.60	1.50
1	3b	29	GLU	CB-CG	5.61	1.62	1.52
1	4d	160	PRO	N-CD	-5.61	1.40	1.47
1	6o	178	SER	CA-CB	5.61	1.61	1.52
1	6T	71	GLU	CD-OE1	5.61	1.31	1.25
1	9B	16	SER	CA-CB	5.61	1.61	1.52
1	9J	130	TYR	CG-CD1	5.61	1.46	1.39
1	cl	130	TYR	CG-CD1	5.61	1.46	1.39
1	d0	78	ALA	CA-CB	5.61	1.64	1.52
1	dF	180	GLU	CD-OE2	5.61	1.31	1.25
1	2	47	ALA	N-CA	-5.61	1.35	1.46
1	gO	113	GLU	CG-CD	5.61	1.60	1.51
1	hk	89	GLY	CA-C	-5.61	1.42	1.51
1	ht	102	SER	CA-CB	5.61	1.61	1.52
1	kj	137	GLY	CA-C	-5.61	1.42	1.51
1	3o	196	PRO	N-CD	5.61	1.55	1.47
1	5w	16	SER	CA-CB	5.61	1.61	1.52
1	65	18	ARG	CD-NE	5.61	1.55	1.46
1	6R	164	TYR	CG-CD2	5.61	1.46	1.39
1	8d	71	GLU	CD-OE1	-5.61	1.19	1.25
1	f7	196	PRO	N-CD	-5.61	1.40	1.47
1	t	132	ARG	CZ-NH1	-5.61	1.25	1.33
1	iF	97	ARG	N-CA	-5.60	1.35	1.46
1	kU	154	ARG	CD-NE	5.60	1.55	1.46
1	2S	224	PRO	C-N	5.60	1.43	1.33
1	5L	102	SER	CA-CB	5.60	1.61	1.52
1	78	117	TRP	NE1-CE2	-5.60	1.30	1.37
1	11	89	GLY	CA-C	5.60	1.60	1.51
1	dp	181	VAL	CB-CG1	5.60	1.64	1.52
1	gX	13	GLN	N-CA	-5.60	1.35	1.46
1	gY	82	ARG	CA-CB	5.60	1.66	1.53
1	hF	8	GLY	CA-C	5.60	1.60	1.51
1	hU	82	ARG	CD-NE	5.60	1.55	1.46
1	1Z	45	GLU	CD-OE2	5.60	1.31	1.25
1	kU	149	SER	CA-CB	5.60	1.61	1.52
1	4h	180	GLU	CD-OE1	5.60	1.31	1.25
1	5k	102	SER	CA-CB	5.60	1.61	1.52
1	aC	164	TYR	CE1-CZ	5.60	1.45	1.38
1	b1	130	TYR	CG-CD1	5.60	1.46	1.39

Continued on next page...

Continued from previous page...

Mol	Chain	Res	Type	Atoms	Z	Observed(Å)	Ideal(Å)
1	e8	209	ALA	CA-CB	5.60	1.64	1.52
1	fX	213	GLU	CB-CG	5.60	1.62	1.52
1	ha	23	TRP	CD2-CE3	5.60	1.48	1.40
1	k9	80	TRP	CD2-CE2	5.60	1.48	1.41
1	6Z	128	GLU	CB-CG	5.60	1.62	1.52
1	9L	58	THR	N-CA	5.60	1.57	1.46
1	hX	132	ARG	CD-NE	5.60	1.55	1.46
1	iu	127	GLY	CA-C	-5.60	1.42	1.51
1	iI	80	TRP	NE1-CE2	-5.60	1.30	1.37
1	iX	126	VAL	CB-CG1	5.60	1.64	1.52
1	kO	167	ARG	CZ-NH1	-5.60	1.25	1.33
1	lu	87	HIS	CB-CG	5.60	1.60	1.50
1	lx	1	PRO	CA-C	-5.60	1.41	1.52
1	2V	16	SER	CA-CB	5.60	1.61	1.52
1	7H	165	VAL	C-O	-5.60	1.12	1.23
1	8S	113	GLU	CB-CG	5.60	1.62	1.52
1	8V	49	PRO	N-CD	-5.60	1.40	1.47
1	9t	92	GLU	CD-OE1	-5.60	1.19	1.25
1	am	154	ARG	NE-CZ	-5.60	1.25	1.33
1	bR	41	SER	CA-CB	5.60	1.61	1.52
1	dG	187	GLU	CG-CD	-5.60	1.43	1.51
1	dR	161	PHE	CG-CD2	5.60	1.47	1.38
1	fx	180	GLU	CD-OE2	5.60	1.31	1.25
1	go	159	GLU	CD-OE2	5.60	1.31	1.25
1	i4	42	ALA	CA-CB	5.60	1.64	1.52
1	jk	224	PRO	N-CD	-5.60	1.40	1.47
1	1V	16	SER	CA-CB	5.60	1.61	1.52
1	l4	109	SER	CA-CB	5.60	1.61	1.52
1	lH	44	SER	CA-CB	5.60	1.61	1.52
1	2F	169	TYR	CE2-CZ	5.60	1.45	1.38
1	3o	145	TYR	CE1-CZ	5.60	1.45	1.38
1	3O	219	GLN	N-CA	-5.60	1.35	1.46
1	6e	164	TYR	CG-CD1	5.60	1.46	1.39
1	6G	56	LEU	CA-CB	5.60	1.66	1.53
1	7k	18	ARG	CA-CB	5.60	1.66	1.53
1	8f	151	LEU	CA-CB	5.60	1.66	1.53
1	8G	89	GLY	CA-C	5.60	1.60	1.51
1	aG	180	GLU	CB-CG	5.60	1.62	1.52
1	fa	16	SER	CA-CB	5.60	1.61	1.52
1	he	196	PRO	N-CD	-5.60	1.40	1.47
1	k0	120	HIS	CA-CB	5.60	1.66	1.53
1	lF	42	ALA	CA-CB	5.60	1.64	1.52

Continued on next page...

Continued from previous page...

Mol	Chain	Res	Type	Atoms	Z	Observed(Å)	Ideal(Å)
1	2D	116	GLY	N-CA	5.60	1.54	1.46
1	5F	122	PRO	CA-C	5.60	1.64	1.52
1	76	159	GLU	CD-OE2	5.60	1.31	1.25
1	aw	113	GLU	CB-CG	5.60	1.62	1.52
1	aN	40	PHE	CG-CD2	5.60	1.47	1.38
1	hj	154	ARG	CD-NE	5.59	1.55	1.46
1	hG	18	ARG	CZ-NH2	-5.59	1.25	1.33
1	i5	71	GLU	CD-OE2	5.59	1.31	1.25
1	2W	113	GLU	CD-OE2	-5.59	1.19	1.25
1	7R	122	PRO	N-CD	-5.59	1.40	1.47
1	aI	98	GLU	CD-OE2	5.59	1.31	1.25
1	b3	179	GLN	CG-CD	5.59	1.64	1.51
1	bK	175	GLU	CD-OE1	-5.59	1.19	1.25
1	bO	125	PRO	N-CD	-5.59	1.40	1.47
1	bX	143	ARG	CG-CD	5.59	1.66	1.51
1	cL	145	TYR	CG-CD1	5.59	1.46	1.39
1	1r	130	TYR	CG-CD2	5.59	1.46	1.39
1	f0	1	PRO	N-CA	5.59	1.56	1.47
1	e	8	GLY	CA-C	-5.59	1.42	1.51
1	gl	113	GLU	CB-CG	5.59	1.62	1.52
1	1H	169	TYR	CG-CD1	5.59	1.46	1.39
1	jG	165	VAL	CB-CG1	5.59	1.64	1.52
1	lE	109	SER	CB-OG	5.59	1.49	1.42
1	2y	127	GLY	CA-C	-5.59	1.43	1.51
1	4x	23	TRP	NE1-CE2	-5.59	1.30	1.37
1	7w	33	SER	CA-CB	5.59	1.61	1.52
1	e9	168	PHE	CG-CD1	5.59	1.47	1.38
1	eV	90	PRO	N-CA	5.59	1.56	1.47
1	gg	32	PHE	CE1-CZ	5.59	1.48	1.37
1	h8	164	TYR	CG-CD2	5.59	1.46	1.39
1	hg	1	PRO	N-CD	5.59	1.55	1.47
1	hJ	220	GLY	N-CA	5.59	1.54	1.46
1	jV	224	PRO	N-CD	-5.59	1.40	1.47
1	jZ	173	ARG	CZ-NH2	-5.59	1.25	1.33
1	lQ	26	VAL	CB-CG2	5.59	1.64	1.52
1	2s	147	PRO	N-CD	-5.59	1.40	1.47
1	2y	71	GLU	CG-CD	-5.59	1.43	1.51
1	3S	7	GLN	N-CA	-5.59	1.35	1.46
1	4S	97	ARG	CD-NE	5.59	1.55	1.46
1	4S	169	TYR	CB-CG	-5.59	1.43	1.51
1	58	164	TYR	CG-CD2	5.59	1.46	1.39
1	62	181	VAL	CB-CG2	5.59	1.64	1.52

Continued on next page...

Continued from previous page...

Mol	Chain	Res	Type	Atoms	Z	Observed(Å)	Ideal(Å)
1	7u	145	TYR	CZ-OH	5.59	1.47	1.37
1	7Z	35	GLU	CB-CG	5.59	1.62	1.52
1	9D	110	THR	N-CA	-5.59	1.35	1.46
1	9G	80	TRP	CE3-CZ3	5.59	1.48	1.38
1	bF	185	MET	CA-CB	5.59	1.66	1.53
1	1e	180	GLU	CG-CD	5.59	1.60	1.51
1	et	38	PRO	N-CD	-5.59	1.40	1.47
1	ey	45	GLU	CG-CD	-5.59	1.43	1.51
1	5	80	TRP	CD2-CE3	5.59	1.48	1.40
1	gO	146	SER	CB-OG	5.59	1.49	1.42
1	iF	192	GLN	CA-CB	5.59	1.66	1.53
1	iI	132	ARG	CD-NE	5.59	1.55	1.46
1	1Z	16	SER	C-N	5.59	1.44	1.34
1	2d	33	SER	CA-CB	5.59	1.61	1.52
1	2g	136	LEU	C-N	5.59	1.43	1.33
1	2m	225	GLY	CA-C	-5.59	1.43	1.51
1	2H	154	ARG	CD-NE	5.59	1.55	1.46
1	2W	61	GLY	CA-C	5.59	1.60	1.51
1	6D	207	PRO	N-CA	-5.59	1.37	1.47
1	7S	224	PRO	N-CD	5.59	1.55	1.47
1	7V	168	PHE	CG-CD1	5.59	1.47	1.38
1	9y	164	TYR	CA-CB	5.59	1.66	1.53
1	as	28	GLU	CD-OE1	-5.59	1.19	1.25
1	aY	213	GLU	CD-OE2	5.59	1.31	1.25
1	bT	184	TRP	NE1-CE2	-5.59	1.30	1.37
1	dw	26	VAL	CA-CB	-5.59	1.43	1.54
1	dA	32	PHE	CG-CD1	5.59	1.47	1.38
1	dL	33	SER	CB-OG	5.59	1.49	1.42
1	dV	45	GLU	CG-CD	5.59	1.60	1.51
1	dV	169	TYR	CG-CD2	5.59	1.46	1.39
1	gA	162	ARG	CZ-NH1	-5.59	1.25	1.33
1	gP	161	PHE	CG-CD2	5.59	1.47	1.38
1	lj	17	PRO	CA-C	5.59	1.64	1.52
1	bt	3	VAL	CB-CG2	5.59	1.64	1.52
1	cu	34	PRO	N-CD	-5.59	1.40	1.47
1	jo	143	ARG	CZ-NH2	-5.59	1.25	1.33
1	jU	130	TYR	CG-CD2	5.59	1.46	1.39
1	jZ	187	GLU	CB-CG	5.59	1.62	1.52
1	lM	132	ARG	CD-NE	5.59	1.55	1.46
1	2L	61	GLY	CA-C	-5.59	1.43	1.51
1	8b	218	CYS	CB-SG	-5.59	1.72	1.81
1	8X	61	GLY	CA-C	-5.59	1.43	1.51

Continued on next page...

Continued from previous page...

Mol	Chain	Res	Type	Atoms	Z	Observed(Å)	Ideal(Å)
1	9N	23	TRP	CE2-CZ2	-5.59	1.30	1.39
1	b7	146	SER	CA-CB	5.59	1.61	1.52
1	cD	147	PRO	CA-CB	5.59	1.64	1.53
1	dJ	23	TRP	CZ2-CH2	5.59	1.48	1.37
1	eB	130	TYR	CE1-CZ	5.59	1.45	1.38
1	eG	213	GLU	CD-OE1	5.59	1.31	1.25
1	f6	98	GLU	CD-OE1	5.59	1.31	1.25
1	m	181	VAL	CB-CG1	5.59	1.64	1.52
1	go	41	SER	CB-OG	-5.58	1.34	1.42
1	iL	143	ARG	CZ-NH1	-5.58	1.25	1.33
1	j2	59	VAL	CA-CB	5.58	1.66	1.54
1	3f	187	GLU	CG-CD	-5.58	1.43	1.51
1	3O	170	LYS	CA-CB	5.58	1.66	1.53
1	4t	113	GLU	CB-CG	5.58	1.62	1.52
1	6y	123	PRO	N-CD	-5.58	1.40	1.47
1	97	1	PRO	N-CD	5.58	1.55	1.47
1	cZ	184	TRP	CD2-CE2	-5.58	1.34	1.41
1	f0	145	TYR	CA-CB	5.58	1.66	1.53
1	ge	99	PRO	N-CD	-5.58	1.40	1.47
1	1E	170	LYS	CA-CB	5.58	1.66	1.53
1	hd	145	TYR	CG-CD2	5.58	1.46	1.39
1	1J	113	GLU	CD-OE1	5.58	1.31	1.25
1	ih	187	GLU	CB-CG	5.58	1.62	1.52
1	js	113	GLU	CD-OE2	5.58	1.31	1.25
1	k4	196	PRO	CA-C	-5.58	1.41	1.52
1	l7	100	ARG	CD-NE	5.58	1.55	1.46
1	34	121	ASN	C-N	5.58	1.44	1.34
1	3T	38	PRO	CA-CB	5.58	1.64	1.53
1	4V	102	SER	CA-CB	5.58	1.61	1.52
1	5W	4	GLN	CG-CD	5.58	1.63	1.51
1	8n	85	PRO	N-CD	5.58	1.55	1.47
1	90	161	PHE	CE2-CZ	5.58	1.48	1.37
1	12	100	ARG	CD-NE	5.58	1.55	1.46
1	bh	76	GLU	CB-CG	5.58	1.62	1.52
1	bp	92	GLU	CG-CD	5.58	1.60	1.51
1	dF	32	PHE	CE2-CZ	5.58	1.48	1.37
1	P	164	TYR	CG-CD1	5.58	1.46	1.39
1	gI	125	PRO	N-CD	-5.58	1.40	1.47
1	iH	100	ARG	CD-NE	5.58	1.55	1.46
1	jq	161	PHE	CE1-CZ	5.58	1.48	1.37
1	4C	60	GLY	CA-C	-5.58	1.43	1.51
1	4O	164	TYR	CG-CD1	5.58	1.46	1.39

Continued on next page...

Continued from previous page...

Mol	Chain	Res	Type	Atoms	Z	Observed(Å)	Ideal(Å)
1	4V	175	GLU	CB-CG	5.58	1.62	1.52
1	4Z	176	GLN	CA-CB	5.58	1.66	1.53
1	6m	213	GLU	CD-OE2	5.58	1.31	1.25
1	89	133	TRP	N-CA	5.58	1.57	1.46
1	8t	17	PRO	N-CD	-5.58	1.40	1.47
1	13	34	PRO	N-CD	-5.58	1.40	1.47
1	aF	163	ASP	CA-CB	5.58	1.66	1.53
1	aS	76	GLU	CB-CG	5.58	1.62	1.52
1	cf	130	TYR	CE2-CZ	5.58	1.45	1.38
1	cX	167	ARG	CZ-NH2	-5.58	1.25	1.33
1	fi	1	PRO	N-CA	5.58	1.56	1.47
1	gh	165	VAL	CB-CG2	5.58	1.64	1.52
1	he	91	ILE	CA-CB	-5.58	1.42	1.54
1	iv	154	ARG	CD-NE	5.58	1.55	1.46
1	jc	187	GLU	CD-OE2	5.58	1.31	1.25
1	jj	96	MET	CA-CB	5.58	1.66	1.53
1	6A	103	ASP	CA-CB	5.58	1.66	1.53
1	6P	154	ARG	CZ-NH2	-5.58	1.25	1.33
1	8w	225	GLY	CA-C	-5.58	1.43	1.51
1	8y	95	GLN	CG-CD	5.58	1.63	1.51
1	aS	122	PRO	N-CA	-5.58	1.37	1.47
1	cy	33	SER	CA-CB	5.58	1.61	1.52
1	gB	71	GLU	CD-OE1	5.58	1.31	1.25
1	gN	80	TRP	CD2-CE2	-5.58	1.34	1.41
1	hc	44	SER	CB-OG	-5.58	1.34	1.42
1	hj	45	GLU	CD-OE1	5.58	1.31	1.25
1	il	109	SER	CA-CB	5.58	1.61	1.52
1	jA	137	GLY	CA-C	-5.58	1.43	1.51
1	jM	92	GLU	CG-CD	5.58	1.60	1.51
1	kE	167	ARG	NE-CZ	5.58	1.40	1.33
1	26	113	GLU	CB-CG	5.58	1.62	1.52
1	2m	168	PHE	CE2-CZ	5.58	1.48	1.37
1	8Z	50	GLN	CA-CB	5.58	1.66	1.53
1	9a	18	ARG	CD-NE	5.58	1.55	1.46
1	c9	229	ARG	CD-NE	5.58	1.55	1.46
1	cD	33	SER	CA-CB	5.58	1.61	1.52
1	lo	113	GLU	CA-CB	5.58	1.66	1.53
1	ei	17	PRO	N-CA	-5.58	1.37	1.47
1	eI	106	GLY	N-CA	5.58	1.54	1.46
1	r	169	TYR	CG-CD2	5.58	1.46	1.39
1	H	80	TRP	CA-CB	5.58	1.66	1.53
1	1V	93	PRO	CA-CB	5.58	1.64	1.53

Continued on next page...

Continued from previous page...

Mol	Chain	Res	Type	Atoms	Z	Observed(Å)	Ideal(Å)
1	1Y	221	VAL	CA-CB	-5.58	1.43	1.54
1	k5	222	GLY	C-N	5.58	1.43	1.33
1	2j	162	ARG	CZ-NH2	-5.58	1.25	1.33
1	6E	116	GLY	CA-C	5.58	1.60	1.51
1	7f	145	TYR	CZ-OH	5.58	1.47	1.37
1	dC	35	GLU	CD-OE2	-5.58	1.19	1.25
1	hj	168	PHE	CG-CD2	5.58	1.47	1.38
1	hN	164	TYR	CE2-CZ	5.58	1.45	1.38
1	iG	164	TYR	CG-CD1	5.58	1.46	1.39
1	iI	92	GLU	CG-CD	-5.58	1.43	1.51
1	jB	145	TYR	CA-CB	5.58	1.66	1.53
1	jC	32	PHE	CD2-CE2	5.58	1.50	1.39
1	jO	180	GLU	CG-CD	5.58	1.60	1.51
1	35	61	GLY	N-CA	5.58	1.54	1.46
1	5H	226	HIS	CG-CD2	5.58	1.45	1.35
1	6w	130	TYR	CG-CD1	5.58	1.46	1.39
1	8Z	169	TYR	CB-CG	-5.58	1.43	1.51
1	aX	187	GLU	CB-CG	5.58	1.62	1.52
1	d1	7	GLN	CA-CB	5.58	1.66	1.53
1	dw	164	TYR	CG-CD2	5.58	1.46	1.39
1	fi	61	GLY	N-CA	-5.58	1.37	1.46
1	ga	145	TYR	CG-CD1	5.57	1.46	1.39
1	iQ	23	TRP	CD2-CE3	5.57	1.48	1.40
1	k3	18	ARG	CD-NE	5.57	1.55	1.46
1	2M	22	ALA	CA-CB	5.57	1.64	1.52
1	3X	146	SER	CB-OG	-5.57	1.35	1.42
1	44	132	ARG	CD-NE	5.57	1.55	1.46
1	9D	38	PRO	N-CD	-5.57	1.40	1.47
1	ah	184	TRP	CG-CD1	5.57	1.44	1.36
1	aB	175	GLU	CB-CG	5.57	1.62	1.52
1	aL	173	ARG	CD-NE	5.57	1.55	1.46
1	eq	92	GLU	CD-OE2	5.57	1.31	1.25
1	eE	223	GLY	N-CA	5.57	1.54	1.46
1	eK	213	GLU	CA-CB	5.57	1.66	1.53
1	h9	109	SER	CA-CB	5.57	1.61	1.52
1	hc	79	GLU	CB-CG	5.57	1.62	1.52
1	kv	160	PRO	N-CD	5.57	1.55	1.47
1	6f	33	SER	CA-CB	5.57	1.61	1.52
1	6P	169	TYR	CZ-OH	5.57	1.47	1.37
1	bJ	228	ALA	CA-CB	5.57	1.64	1.52
1	d7	169	TYR	CZ-OH	5.57	1.47	1.37
1	fN	159	GLU	CD-OE2	5.57	1.31	1.25

Continued on next page...

Continued from previous page...

Mol	Chain	Res	Type	Atoms	Z	Observed(Å)	Ideal(Å)
1	gV	221	VAL	CB-CG1	5.57	1.64	1.52
1	lD	1	PRO	N-CA	5.57	1.56	1.47
1	2e	130	TYR	CG-CD2	5.57	1.46	1.39
1	2S	164	TYR	CG-CD1	5.57	1.46	1.39
1	3u	133	TRP	CG-CD1	5.57	1.44	1.36
1	3v	61	GLY	N-CA	5.57	1.54	1.46
1	7l	28	GLU	CD-OE1	-5.57	1.19	1.25
1	8g	133	TRP	CE3-CZ3	5.57	1.48	1.38
1	9G	196	PRO	N-CD	5.57	1.55	1.47
1	cY	35	GLU	CG-CD	-5.57	1.43	1.51
1	d1	196	PRO	N-CA	5.57	1.56	1.47
1	dw	149	SER	CA-CB	5.57	1.61	1.52
1	eg	46	GLY	CA-C	5.57	1.60	1.51
1	fW	169	TYR	CG-CD1	5.57	1.46	1.39
1	s	16	SER	CA-CB	5.57	1.61	1.52
1	hn	198	CYS	CB-SG	-5.57	1.72	1.81
1	hY	207	PRO	N-CD	5.57	1.55	1.47
1	ic	48	THR	C-N	5.57	1.44	1.34
1	iq	49	PRO	N-CA	-5.57	1.37	1.47
1	kr	29	GLU	CD-OE1	-5.57	1.19	1.25
1	lu	168	PHE	CG-CD1	5.57	1.47	1.38
1	4F	127	GLY	CA-C	-5.57	1.43	1.51
1	5m	76	GLU	N-CA	-5.57	1.35	1.46
1	9Q	145	TYR	CD2-CE2	5.57	1.47	1.39
1	cA	143	ARG	CD-NE	5.57	1.55	1.46
1	cN	40	PHE	CG-CD1	5.57	1.47	1.38
1	1H	45	GLU	CD-OE2	5.57	1.31	1.25
1	iB	3	VAL	CB-CG1	5.57	1.64	1.52
1	lw	29	GLU	CG-CD	-5.57	1.43	1.51
1	lw	51	ASP	CA-CB	5.57	1.66	1.53
1	2u	23	TRP	NE1-CE2	-5.57	1.30	1.37
1	4R	147	PRO	CA-C	-5.57	1.41	1.52
1	5Q	33	SER	CB-OG	5.57	1.49	1.42
1	63	159	GLU	CG-CD	5.57	1.60	1.51
1	6t	45	GLU	CG-CD	-5.57	1.43	1.51
1	7y	169	TYR	CE1-CZ	5.57	1.45	1.38
1	8j	169	TYR	CZ-OH	5.57	1.47	1.37
1	93	173	ARG	CZ-NH2	-5.57	1.25	1.33
1	9I	65	ALA	CA-CB	5.57	1.64	1.52
1	9M	46	GLY	CA-C	-5.57	1.43	1.51
1	bk	168	PHE	CG-CD1	5.57	1.47	1.38
1	bM	169	TYR	CZ-OH	5.57	1.47	1.37

Continued on next page...

Continued from previous page...

Mol	Chain	Res	Type	Atoms	Z	Observed(Å)	Ideal(Å)
1	eg	113	GLU	CB-CG	5.57	1.62	1.52
1	eU	41	SER	CA-CB	5.57	1.61	1.52
1	f5	130	TYR	CG-CD2	5.57	1.46	1.39
1	1	205	LEU	N-CA	-5.57	1.35	1.46
1	iR	180	GLU	CG-CD	5.57	1.60	1.51
1	jP	206	GLY	C-O	-5.57	1.14	1.23
1	kJ	100	ARG	CD-NE	5.57	1.55	1.46
1	26	79	GLU	CD-OE1	5.57	1.31	1.25
1	2Q	213	GLU	CB-CG	5.57	1.62	1.52
1	4f	178	SER	CA-CB	5.57	1.61	1.52
1	5K	58	THR	CA-C	-5.57	1.38	1.52
1	5U	29	GLU	CB-CG	5.57	1.62	1.52
1	9Q	18	ARG	CD-NE	5.57	1.55	1.46
1	am	92	GLU	CD-OE1	5.57	1.31	1.25
1	au	164	TYR	CG-CD2	5.57	1.46	1.39
1	13	204	ALA	CA-CB	5.57	1.64	1.52
1	bt	126	VAL	CA-CB	5.57	1.66	1.54
1	cp	159	GLU	CD-OE1	5.57	1.31	1.25
1	fd	149	SER	CA-CB	5.57	1.61	1.52
1	fe	213	GLU	CD-OE1	5.57	1.31	1.25
1	i	92	GLU	CA-CB	5.57	1.66	1.53
1	gy	80	TRP	NE1-CE2	-5.56	1.30	1.37
1	iM	1	PRO	CA-C	-5.56	1.41	1.52
1	iS	132	ARG	CD-NE	5.56	1.55	1.46
1	k5	133	TRP	CZ2-CH2	5.56	1.48	1.37
1	29	149	SER	CA-CB	5.56	1.61	1.52
1	3b	173	ARG	CD-NE	5.56	1.55	1.46
1	6I	96	MET	N-CA	5.56	1.57	1.46
1	cg	187	GLU	CG-CD	5.56	1.60	1.51
1	li	145	TYR	CE1-CZ	5.56	1.45	1.38
1	hn	60	GLY	CA-C	-5.56	1.43	1.51
1	j0	126	VAL	C-N	5.56	1.43	1.33
1	kq	162	ARG	CZ-NH1	-5.56	1.25	1.33
1	kr	169	TYR	CD1-CE1	-5.56	1.31	1.39
1	3e	16	SER	CB-OG	5.56	1.49	1.42
1	7k	145	TYR	CE2-CZ	5.56	1.45	1.38
1	7E	44	SER	CA-CB	5.56	1.61	1.52
1	9c	226	HIS	CA-CB	5.56	1.66	1.53
1	az	117	TRP	CD2-CE2	5.56	1.48	1.41
1	b6	132	ARG	CZ-NH2	-5.56	1.25	1.33
1	bI	149	SER	CA-CB	5.56	1.61	1.52
1	cj	82	ARG	CG-CD	-5.56	1.38	1.51

Continued on next page...

Continued from previous page...

Mol	Chain	Res	Type	Atoms	Z	Observed(Å)	Ideal(Å)
1	1f	169	TYR	CE1-CZ	5.56	1.45	1.38
1	d8	8	GLY	CA-C	-5.56	1.43	1.51
1	dI	218	CYS	CB-SG	-5.56	1.72	1.81
1	eq	222	GLY	N-CA	-5.56	1.37	1.46
1	eY	10	MET	CA-CB	5.56	1.66	1.53
1	R	17	PRO	N-CD	-5.56	1.40	1.47
1	hj	169	TYR	CG-CD2	5.56	1.46	1.39
1	iQ	40	PHE	CB-CG	5.56	1.60	1.51
1	23	117	TRP	CA-C	5.56	1.67	1.52
1	lK	1	PRO	N-CD	5.56	1.55	1.47
1	lQ	29	GLU	CD-OE2	5.56	1.31	1.25
1	6t	222	GLY	C-N	5.56	1.43	1.33
1	7A	149	SER	CB-OG	5.56	1.49	1.42
1	92	40	PHE	CG-CD2	5.56	1.47	1.38
1	cT	89	GLY	CA-C	5.56	1.60	1.51
1	1l	145	TYR	CE1-CZ	5.56	1.45	1.38
1	dJ	161	PHE	CE1-CZ	5.56	1.48	1.37
1	0	137	GLY	CA-C	-5.56	1.43	1.51
1	1F	180	GLU	CD-OE2	-5.56	1.19	1.25
1	iZ	130	TYR	CG-CD1	-5.56	1.31	1.39
1	kC	223	GLY	CA-C	5.56	1.60	1.51
1	l9	143	ARG	CZ-NH2	-5.56	1.25	1.33
1	2b	222	GLY	N-CA	5.56	1.54	1.46
1	2T	168	PHE	CG-CD1	-5.56	1.30	1.38
1	4T	143	ARG	CZ-NH1	-5.56	1.25	1.33
1	5x	75	GLU	CB-CG	5.56	1.62	1.52
1	7L	39	MET	CA-CB	5.56	1.66	1.53
1	7W	113	GLU	CB-CG	5.56	1.62	1.52
1	8j	29	GLU	CD-OE1	5.56	1.31	1.25
1	8W	85	PRO	N-CA	5.56	1.56	1.47
1	cK	145	TYR	CG-CD2	-5.56	1.31	1.39
1	eu	5	ASN	CA-CB	5.56	1.67	1.53
1	A	169	TYR	CG-CD1	5.56	1.46	1.39
1	8	162	ARG	NE-CZ	5.56	1.40	1.33
1	gf	169	TYR	CA-CB	5.56	1.66	1.53
1	hg	221	VAL	C-N	5.56	1.43	1.33
1	hm	145	TYR	CD2-CE2	5.56	1.47	1.39
1	hL	92	GLU	C-N	5.56	1.44	1.34
1	iH	113	GLU	CB-CG	5.56	1.62	1.52
1	iS	143	ARG	CZ-NH1	-5.56	1.25	1.33
1	jO	33	SER	CA-CB	5.56	1.61	1.52
1	3w	154	ARG	CA-CB	5.56	1.66	1.53

Continued on next page...

Continued from previous page...

Mol	Chain	Res	Type	Atoms	Z	Observed(Å)	Ideal(Å)
1	4U	178	SER	CB-OG	5.56	1.49	1.42
1	5x	199	LYS	N-CA	5.56	1.57	1.46
1	9s	208	ALA	CA-CB	5.56	1.64	1.52
1	9t	159	GLU	CG-CD	-5.56	1.43	1.51
1	9u	164	TYR	CB-CG	5.56	1.59	1.51
1	9K	13	GLN	CG-CD	5.56	1.63	1.51
1	aY	133	TRP	NE1-CE2	-5.56	1.30	1.37
1	fU	28	GLU	CD-OE2	5.56	1.31	1.25
1	1	98	GLU	CD-OE1	5.56	1.31	1.25
1	q	44	SER	CA-CB	5.56	1.61	1.52
1	3	132	ARG	CD-NE	5.56	1.55	1.46
1	gx	117	TRP	NE1-CE2	-5.56	1.30	1.37
1	gV	145	TYR	CD2-CE2	5.56	1.47	1.39
1	je	76	GLU	CG-CD	5.56	1.60	1.51
1	kv	86	VAL	CB-CG2	5.56	1.64	1.52
1	lr	38	PRO	N-CD	-5.56	1.40	1.47
1	7I	1	PRO	N-CD	5.56	1.55	1.47
1	17	93	PRO	CA-CB	5.56	1.64	1.53
1	dm	18	ARG	CZ-NH2	-5.56	1.25	1.33
1	ep	224	PRO	C-N	5.56	1.43	1.33
1	g9	178	SER	CA-CB	5.55	1.61	1.52
1	gt	85	PRO	N-CD	5.55	1.55	1.47
1	ia	21	ASN	CA-CB	5.55	1.67	1.53
1	iO	164	TYR	CE1-CZ	5.55	1.45	1.38
1	j6	169	TYR	CE1-CZ	5.55	1.45	1.38
1	lk	192	GLN	CB-CG	5.55	1.67	1.52
1	4k	85	PRO	CA-CB	5.55	1.64	1.53
1	4o	184	TRP	CD2-CE2	5.55	1.48	1.41
1	8w	130	TYR	CG-CD1	5.55	1.46	1.39
1	9C	94	GLY	CA-C	5.55	1.60	1.51
1	9J	40	PHE	CE1-CZ	5.55	1.48	1.37
1	ao	23	TRP	CD2-CE3	-5.55	1.32	1.40
1	b8	208	ALA	N-CA	-5.55	1.35	1.46
1	bL	57	ASN	N-CA	-5.55	1.35	1.46
1	ce	89	GLY	CA-C	5.55	1.60	1.51
1	cu	120	HIS	CB-CG	5.55	1.60	1.50
1	cT	16	SER	CA-CB	5.55	1.61	1.52
1	dk	23	TRP	CZ3-CH2	5.55	1.49	1.40
1	dz	44	SER	CA-CB	5.55	1.61	1.52
1	dJ	226	HIS	CA-CB	5.55	1.66	1.53
1	dL	70	LYS	CD-CE	5.55	1.65	1.51
1	dX	80	TRP	CE2-CZ2	5.55	1.49	1.39

Continued on next page...

Continued from previous page...

Mol	Chain	Res	Type	Atoms	Z	Observed(Å)	Ideal(Å)
1	ft	92	GLU	CD-OE2	5.55	1.31	1.25
1	iI	164	TYR	CE2-CZ	5.55	1.45	1.38
1	kG	80	TRP	CD2-CE2	5.55	1.48	1.41
1	8O	117	TRP	CZ3-CH2	5.55	1.49	1.40
1	9Y	130	TYR	CG-CD2	5.55	1.46	1.39
1	gc	213	GLU	CA-CB	5.55	1.66	1.53
1	h5	13	GLN	N-CA	5.55	1.57	1.46
1	20	139	ASN	N-CA	5.55	1.57	1.46
1	36	117	TRP	CG-CD1	-5.55	1.28	1.36
1	6c	159	GLU	CD-OE2	5.55	1.31	1.25
1	75	109	SER	CA-CB	5.55	1.61	1.52
1	ai	33	SER	CA-CB	5.55	1.61	1.52
1	am	44	SER	CA-CB	5.55	1.61	1.52
1	cA	45	GLU	CB-CG	5.55	1.62	1.52
1	dn	184	TRP	CG-CD1	5.55	1.44	1.36
1	dt	113	GLU	CA-CB	5.55	1.66	1.53
1	dO	102	SER	CA-CB	5.55	1.61	1.52
1	ei	71	GLU	CB-CG	5.55	1.62	1.52
1	em	159	GLU	C-N	5.55	1.44	1.34
1	d	178	SER	CA-CB	5.55	1.61	1.52
1	X	159	GLU	CB-CG	5.55	1.62	1.52
1	i0	38	PRO	N-CD	-5.55	1.40	1.47
1	iK	130	TYR	CB-CG	-5.55	1.43	1.51
1	iS	90	PRO	N-CA	5.55	1.56	1.47
1	jj	113	GLU	CG-CD	5.55	1.60	1.51
1	kb	80	TRP	NE1-CE2	-5.55	1.30	1.37
1	kl	32	PHE	CE1-CZ	5.55	1.47	1.37
1	kq	7	GLN	C-N	5.55	1.43	1.33
1	kU	164	TYR	CG-CD2	5.55	1.46	1.39
1	62	39	MET	N-CA	-5.55	1.35	1.46
1	6s	8	GLY	N-CA	5.55	1.54	1.46
1	6Q	167	ARG	CZ-NH2	-5.55	1.25	1.33
1	7A	113	GLU	CD-OE1	5.55	1.31	1.25
1	aq	35	GLU	CD-OE1	5.55	1.31	1.25
1	b4	184	TRP	NE1-CE2	-5.55	1.30	1.37
1	bU	159	GLU	CB-CG	5.55	1.62	1.52
1	ea	100	ARG	CZ-NH1	-5.55	1.25	1.33
1	eo	169	TYR	CE1-CZ	5.55	1.45	1.38
1	2	164	TYR	CB-CG	-5.55	1.43	1.51
1	jY	32	PHE	CA-CB	5.55	1.66	1.53
1	lk	93	PRO	N-CD	5.55	1.55	1.47
1	70	143	ARG	CD-NE	5.55	1.55	1.46

Continued on next page...

Continued from previous page...

Mol	Chain	Res	Type	Atoms	Z	Observed(Å)	Ideal(Å)
1	8k	23	TRP	CD2-CE2	5.55	1.48	1.41
1	cN	48	THR	C-N	-5.55	1.23	1.34
1	fh	175	GLU	CD-OE2	5.55	1.31	1.25
1	fs	82	ARG	CD-NE	5.55	1.55	1.46
1	S	32	PHE	CG-CD1	5.55	1.47	1.38
1	1G	80	TRP	CG-CD1	-5.55	1.28	1.36
1	h4	38	PRO	N-CD	-5.55	1.40	1.47
1	hL	44	SER	CA-CB	5.55	1.61	1.52
1	hL	117	TRP	CZ2-CH2	5.55	1.47	1.37
1	iE	115	ILE	C-N	5.55	1.43	1.33
1	23	102	SER	CB-OG	5.55	1.49	1.42
1	lw	130	TYR	CE2-CZ	5.55	1.45	1.38
1	4x	130	TYR	CG-CD1	5.55	1.46	1.39
1	4A	105	ALA	CA-CB	5.55	1.64	1.52
1	8V	213	GLU	CG-CD	-5.55	1.43	1.51
1	9c	100	ARG	CD-NE	5.55	1.55	1.46
1	ba	209	ALA	N-CA	-5.55	1.35	1.46
1	bE	130	TYR	CG-CD1	5.55	1.46	1.39
1	c8	76	GLU	CG-CD	5.55	1.60	1.51
1	cp	17	PRO	N-CA	-5.55	1.37	1.47
1	ew	82	ARG	CD-NE	5.55	1.55	1.46
1	1t	207	PRO	CA-CB	5.55	1.64	1.53
1	eS	133	TRP	CG-CD1	5.55	1.44	1.36
1	f5	161	PHE	CE2-CZ	5.55	1.47	1.37
1	fO	191	VAL	CB-CG2	5.55	1.64	1.52
1	gb	157	PRO	N-CD	-5.54	1.40	1.47
1	iJ	223	GLY	C-N	-5.54	1.23	1.34
1	ku	180	GLU	CG-CD	5.54	1.60	1.51
1	2t	128	GLU	CG-CD	5.54	1.60	1.51
1	aC	133	TRP	CA-CB	5.54	1.66	1.53
1	19	162	ARG	CZ-NH2	-5.54	1.25	1.33
1	bE	162	ARG	CD-NE	5.54	1.55	1.46
1	e5	23	TRP	NE1-CE2	-5.54	1.30	1.37
1	el	189	LEU	N-CA	-5.54	1.35	1.46
1	fn	169	TYR	CE1-CZ	5.54	1.45	1.38
1	g4	130	TYR	CE2-CZ	5.54	1.45	1.38
1	1L	145	TYR	CE1-CZ	5.54	1.45	1.38
1	jw	164	TYR	CB-CG	5.54	1.59	1.51
1	jy	76	GLU	CD-OE1	5.54	1.31	1.25
1	kW	190	LEU	CA-CB	5.54	1.66	1.53
1	kY	1	PRO	CA-CB	5.54	1.64	1.53
1	2j	80	TRP	CG-CD2	5.54	1.53	1.43

Continued on next page...

Continued from previous page...

Mol	Chain	Res	Type	Atoms	Z	Observed(Å)	Ideal(Å)
1	2t	167	ARG	CZ-NH2	-5.54	1.25	1.33
1	63	78	ALA	CA-CB	5.54	1.64	1.52
1	6f	127	GLY	CA-C	-5.54	1.43	1.51
1	6f	147	PRO	N-CD	-5.54	1.40	1.47
1	7M	175	GLU	CD-OE2	5.54	1.31	1.25
1	7R	28	GLU	CD-OE2	5.54	1.31	1.25
1	80	130	TYR	CE1-CZ	-5.54	1.31	1.38
1	8v	61	GLY	N-CA	5.54	1.54	1.46
1	8D	146	SER	CA-CB	5.54	1.61	1.52
1	9H	146	SER	CA-CB	5.54	1.61	1.52
1	bD	169	TYR	CB-CG	5.54	1.59	1.51
1	cJ	164	TYR	CG-CD2	5.54	1.46	1.39
1	eA	98	GLU	CB-CG	5.54	1.62	1.52
1	fJ	149	SER	CB-OG	5.54	1.49	1.42
1	p	169	TYR	CG-CD1	5.54	1.46	1.39
1	w	50	GLN	CA-CB	5.54	1.66	1.53
1	S	175	GLU	CG-CD	5.54	1.60	1.51
1	g9	16	SER	CB-OG	5.54	1.49	1.42
1	g9	145	TYR	CE1-CZ	5.54	1.45	1.38
1	gA	33	SER	CA-CB	5.54	1.61	1.52
1	gP	174	ALA	CA-CB	5.54	1.64	1.52
1	1U	146	SER	CB-OG	5.54	1.49	1.42
1	k0	187	GLU	CB-CG	5.54	1.62	1.52
1	ky	212	GLU	CB-CG	5.54	1.62	1.52
1	39	173	ARG	CA-CB	5.54	1.66	1.53
1	50	132	ARG	CB-CG	5.54	1.67	1.52
1	5Q	159	GLU	CD-OE2	5.54	1.31	1.25
1	6p	148	THR	N-CA	-5.54	1.35	1.46
1	7B	32	PHE	CG-CD2	5.54	1.47	1.38
1	82	145	TYR	CE1-CZ	5.54	1.45	1.38
1	89	169	TYR	CE2-CZ	-5.54	1.31	1.38
1	93	1	PRO	N-CA	5.54	1.56	1.47
1	9J	222	GLY	CA-C	-5.54	1.43	1.51
1	aF	226	HIS	CB-CG	5.54	1.60	1.50
1	bh	1	PRO	N-CD	5.54	1.55	1.47
1	bF	206	GLY	CA-C	5.54	1.60	1.51
1	bY	97	ARG	CZ-NH1	-5.54	1.25	1.33
1	cq	133	TRP	CD2-CE2	5.54	1.48	1.41
1	cK	128	GLU	CD-OE1	5.54	1.31	1.25
1	df	119	THR	N-CA	-5.54	1.35	1.46
1	dW	133	TRP	CZ3-CH2	5.54	1.49	1.40
1	gK	1	PRO	N-CD	5.54	1.55	1.47

Continued on next page...

Continued from previous page...

Mol	Chain	Res	Type	Atoms	Z	Observed(Å)	Ideal(Å)
1	1P	33	SER	CA-CB	5.54	1.61	1.52
1	iR	162	ARG	CD-NE	5.54	1.55	1.46
1	8t	60	GLY	N-CA	-5.54	1.37	1.46
1	ay	130	TYR	CB-CG	5.54	1.59	1.51
1	gM	145	TYR	CB-CG	-5.54	1.43	1.51
1	gX	34	PRO	N-CD	-5.54	1.40	1.47
1	h3	132	ARG	CZ-NH2	-5.54	1.25	1.33
1	1I	18	ARG	NE-CZ	-5.54	1.25	1.33
1	hq	32	PHE	CG-CD2	5.54	1.47	1.38
1	iy	46	GLY	CA-C	-5.54	1.43	1.51
1	kD	71	GLU	CD-OE2	5.54	1.31	1.25
1	2W	229	ARG	N-CA	-5.54	1.35	1.46
1	4y	173	ARG	CZ-NH1	-5.54	1.25	1.33
1	7v	175	GLU	CD-OE1	-5.54	1.19	1.25
1	9f	130	TYR	CG-CD2	5.54	1.46	1.39
1	cW	41	SER	CA-CB	5.54	1.61	1.52
1	dQ	101	GLY	CA-C	-5.54	1.43	1.51
1	eq	98	GLU	C-N	5.54	1.44	1.34
1	eq	173	ARG	CZ-NH1	-5.54	1.25	1.33
1	fL	198	CYS	CB-SG	-5.54	1.72	1.81
1	0	146	SER	CA-CB	5.54	1.61	1.52
1	P	154	ARG	CD-NE	5.54	1.55	1.46
1	gq	5	ASN	CA-CB	5.54	1.67	1.53
1	4b	90	PRO	CA-C	5.54	1.64	1.52
1	54	212	GLU	CB-CG	5.54	1.62	1.52
1	9T	48	THR	N-CA	5.54	1.57	1.46
1	15	143	ARG	CD-NE	5.54	1.55	1.46
1	bh	159	GLU	CG-CD	-5.54	1.43	1.51
1	c1	128	GLU	CD-OE1	-5.54	1.19	1.25
1	de	133	TRP	CD2-CE3	-5.54	1.32	1.40
1	fX	29	GLU	CB-CG	5.54	1.62	1.52
1	k	184	TRP	CE2-CZ2	-5.54	1.30	1.39
1	G	145	TYR	CB-CG	-5.54	1.43	1.51
1	1D	146	SER	CB-OG	5.54	1.49	1.42
1	iN	46	GLY	CA-C	-5.54	1.43	1.51
1	2q	117	TRP	NE1-CE2	5.54	1.44	1.37
1	2C	117	TRP	NE1-CE2	-5.54	1.30	1.37
1	2E	145	TYR	CD1-CE1	5.54	1.47	1.39
1	3E	117	TRP	NE1-CE2	-5.54	1.30	1.37
1	51	40	PHE	CG-CD2	5.54	1.47	1.38
1	59	220	GLY	CA-C	-5.54	1.43	1.51
1	6I	1	PRO	CA-CB	5.54	1.64	1.53

Continued on next page...

Continued from previous page...

Mol	Chain	Res	Type	Atoms	Z	Observed(Å)	Ideal(Å)
1	6Y	76	GLU	CB-CG	5.54	1.62	1.52
1	87	117	TRP	CG-CD1	5.54	1.44	1.36
1	9E	184	TRP	CG-CD1	5.54	1.44	1.36
1	Y	206	GLY	N-CA	5.54	1.54	1.46
1	Z	206	GLY	CA-C	-5.54	1.43	1.51
1	aW	85	PRO	N-CD	-5.54	1.40	1.47
1	bh	133	TRP	NE1-CE2	-5.54	1.30	1.37
1	bA	169	TYR	CE1-CZ	5.54	1.45	1.38
1	bU	143	ARG	CZ-NH1	-5.54	1.25	1.33
1	dF	229	ARG	CZ-NH1	-5.54	1.25	1.33
1	eU	106	GLY	CA-C	-5.54	1.43	1.51
1	hh	155	GLN	C-N	5.53	1.43	1.33
1	hB	29	GLU	CD-OE2	5.53	1.31	1.25
1	k5	71	GLU	CB-CG	5.53	1.62	1.52
1	kB	23	TRP	CG-CD1	5.53	1.44	1.36
1	kJ	229	ARG	C-N	5.53	1.46	1.34
1	3o	229	ARG	CD-NE	5.53	1.55	1.46
1	48	191	VAL	CB-CG1	5.53	1.64	1.52
1	4T	87	HIS	C-N	5.53	1.46	1.34
1	5h	16	SER	CA-CB	5.53	1.61	1.52
1	5p	7	GLN	CB-CG	5.53	1.67	1.52
1	6N	184	TRP	NE1-CE2	-5.53	1.30	1.37
1	6U	71	GLU	CG-CD	-5.53	1.43	1.51
1	6V	102	SER	CB-OG	5.53	1.49	1.42
1	8U	100	ARG	C-N	5.53	1.43	1.33
1	9o	146	SER	CA-CB	5.53	1.61	1.52
1	9N	154	ARG	CA-CB	5.53	1.66	1.53
1	aA	215	MET	CA-CB	5.53	1.66	1.53
1	aD	97	ARG	CD-NE	5.53	1.55	1.46
1	lj	113	GLU	CG-CD	5.53	1.60	1.51
1	1X	145	TYR	CZ-OH	5.53	1.47	1.37
1	4u	164	TYR	CE1-CZ	5.53	1.45	1.38
1	59	18	ARG	NE-CZ	-5.53	1.25	1.33
1	7N	75	GLU	CB-CG	5.53	1.62	1.52
1	bA	130	TYR	CB-CG	-5.53	1.43	1.51
1	cM	203	LYS	CD-CE	5.53	1.65	1.51
1	fL	168	PHE	CG-CD1	5.53	1.47	1.38
1	gb	109	SER	CB-OG	-5.53	1.35	1.42
1	gp	157	PRO	N-CD	-5.53	1.40	1.47
1	hy	62	HIS	CA-CB	5.53	1.66	1.53
1	im	145	TYR	CG-CD1	5.53	1.46	1.39
1	je	128	GLU	CD-OE1	5.53	1.31	1.25

Continued on next page...

Continued from previous page...

Mol	Chain	Res	Type	Atoms	Z	Observed(Å)	Ideal(Å)
1	4b	43	LEU	N-CA	5.53	1.57	1.46
1	4q	102	SER	CB-OG	5.53	1.49	1.42
1	5S	105	ALA	C-N	5.53	1.43	1.33
1	5V	101	GLY	N-CA	-5.53	1.37	1.46
1	5Z	144	MET	CA-CB	5.53	1.66	1.53
1	8S	39	MET	CA-CB	5.53	1.66	1.53
1	9i	222	GLY	C-N	5.53	1.43	1.33
1	9q	92	GLU	CG-CD	-5.53	1.43	1.51
1	a3	33	SER	CB-OG	5.53	1.49	1.42
1	aL	178	SER	CA-CB	5.53	1.61	1.52
1	d2	45	GLU	CB-CG	5.53	1.62	1.52
1	dH	122	PRO	N-CA	-5.53	1.37	1.47
1	eI	44	SER	CA-CB	5.53	1.61	1.52
1	f6	40	PHE	CA-CB	5.53	1.66	1.53
1	fW	145	TYR	CG-CD2	5.53	1.46	1.39
1	7	29	GLU	CB-CG	5.53	1.62	1.52
1	gp	180	GLU	CD-OE2	-5.53	1.19	1.25
1	h0	215	MET	CG-SD	5.53	1.95	1.81
1	ho	168	PHE	CG-CD1	5.53	1.47	1.38
1	j1	207	PRO	N-CD	5.53	1.55	1.47
1	jJ	1	PRO	N-CD	5.53	1.55	1.47
1	kU	161	PHE	CG-CD2	5.53	1.47	1.38
1	lk	76	GLU	CG-CD	-5.53	1.43	1.51
1	85	93	PRO	N-CD	5.53	1.55	1.47
1	9A	132	ARG	CZ-NH2	-5.53	1.25	1.33
1	15	175	GLU	CB-CG	5.53	1.62	1.52
1	be	40	PHE	CG-CD2	5.53	1.47	1.38
1	1w	161	PHE	CG-CD2	5.53	1.47	1.38
1	fn	132	ARG	CD-NE	5.53	1.55	1.46
1	1x	196	PRO	N-CA	-5.53	1.37	1.47
1	ic	164	TYR	CB-CG	5.53	1.59	1.51
1	ii	183	ASN	CB-CG	5.53	1.63	1.51
1	20	116	GLY	CA-C	5.53	1.60	1.51
1	kn	111	LEU	N-CA	-5.53	1.35	1.46
1	l0	113	GLU	CA-CB	5.53	1.66	1.53
1	lg	18	ARG	CZ-NH1	-5.53	1.25	1.33
1	lg	169	TYR	CG-CD1	5.53	1.46	1.39
1	lM	219	GLN	CA-CB	5.53	1.66	1.53
1	53	89	GLY	CA-C	-5.53	1.43	1.51
1	6i	226	HIS	CB-CG	5.53	1.59	1.50
1	8L	117	TRP	CD2-CE2	5.53	1.48	1.41
1	9b	212	GLU	CD-OE2	5.53	1.31	1.25

Continued on next page...

Continued from previous page...

Mol	Chain	Res	Type	Atoms	Z	Observed(Å)	Ideal(Å)
1	aa	97	ARG	NE-CZ	5.53	1.40	1.33
1	14	145	TYR	CZ-OH	5.53	1.47	1.37
1	ca	154	ARG	CA-CB	5.53	1.66	1.53
1	dH	32	PHE	CG-CD1	5.53	1.47	1.38
1	em	101	GLY	CA-C	-5.53	1.43	1.51
1	f3	180	GLU	CG-CD	5.53	1.60	1.51
1	fl	21	ASN	CA-CB	5.53	1.67	1.53
1	fZ	154	ARG	CD-NE	5.53	1.55	1.46
1	B	164	TYR	CE1-CZ	5.53	1.45	1.38
1	im	133	TRP	NE1-CE2	5.53	1.44	1.37
1	iZ	117	TRP	NE1-CE2	-5.53	1.30	1.37
1	j7	180	GLU	CA-CB	5.53	1.66	1.53
1	jf	125	PRO	N-CD	-5.53	1.40	1.47
1	jB	133	TRP	NE1-CE2	-5.53	1.30	1.37
1	kg	79	GLU	CD-OE2	5.53	1.31	1.25
1	2x	120	HIS	CB-CG	5.53	1.59	1.50
1	43	85	PRO	N-CD	-5.53	1.40	1.47
1	92	168	PHE	CG-CD1	5.53	1.47	1.38
1	b7	106	GLY	CA-C	-5.53	1.43	1.51
1	bZ	113	GLU	CD-OE2	5.53	1.31	1.25
1	d7	175	GLU	CD-OE2	5.53	1.31	1.25
1	dQ	90	PRO	N-CD	-5.53	1.40	1.47
1	dY	80	TRP	CE2-CZ2	5.53	1.49	1.39
1	e6	178	SER	CA-CB	5.53	1.61	1.52
1	1t	133	TRP	CD2-CE3	-5.53	1.32	1.40
1	ft	206	GLY	C-N	-5.53	1.23	1.34
1	A	164	TYR	CA-CB	5.53	1.66	1.53
1	gF	28	GLU	CB-CG	5.52	1.62	1.52
1	1J	28	GLU	CG-CD	-5.52	1.43	1.51
1	hy	173	ARG	CD-NE	5.52	1.55	1.46
1	k0	173	ARG	CG-CD	5.52	1.65	1.51
1	9T	146	SER	CB-OG	5.52	1.49	1.42
1	bA	71	GLU	CD-OE1	5.52	1.31	1.25
1	1a	133	TRP	CD2-CE2	5.52	1.48	1.41
1	bM	157	PRO	N-CD	5.52	1.55	1.47
1	cR	164	TYR	CE1-CZ	5.52	1.45	1.38
1	fP	1	PRO	N-CD	5.52	1.55	1.47
1	1C	127	GLY	N-CA	5.52	1.54	1.46
1	h9	167	ARG	CD-NE	5.52	1.55	1.46
1	hk	179	GLN	CA-CB	5.52	1.66	1.53
1	1A	89	GLY	C-N	-5.52	1.23	1.34
1	4W	127	GLY	CA-C	-5.52	1.43	1.51

Continued on next page...

Continued from previous page...

Mol	Chain	Res	Type	Atoms	Z	Observed(Å)	Ideal(Å)
1	6B	168	PHE	CE1-CZ	5.52	1.47	1.37
1	7I	197	ASP	CA-CB	5.52	1.66	1.53
1	8U	40	PHE	CG-CD2	5.52	1.47	1.38
1	90	28	GLU	CB-CG	5.52	1.62	1.52
1	11	44	SER	CA-CB	5.52	1.61	1.52
1	bw	41	SER	CA-CB	-5.52	1.44	1.52
1	by	40	PHE	CG-CD1	5.52	1.47	1.38
1	cq	127	GLY	CA-C	-5.52	1.43	1.51
1	1h	49	PRO	N-CA	5.52	1.56	1.47
1	dB	143	ARG	CZ-NH2	-5.52	1.25	1.33
1	dO	125	PRO	N-CD	5.52	1.55	1.47
1	1w	132	ARG	CD-NE	5.52	1.55	1.46
1	fo	10	MET	CA-CB	5.52	1.66	1.53
1	fA	180	GLU	CD-OE1	-5.52	1.19	1.25
1	A	117	TRP	CD1-NE1	-5.52	1.28	1.38
1	gW	32	PHE	CE2-CZ	5.52	1.47	1.37
1	1R	217	ALA	CA-CB	5.52	1.64	1.52
1	js	75	GLU	CD-OE2	-5.52	1.19	1.25
1	jW	143	ARG	CZ-NH2	-5.52	1.25	1.33
1	2b	164	TYR	CZ-OH	5.52	1.47	1.37
1	32	161	PHE	CG-CD1	5.52	1.47	1.38
1	5p	109	SER	N-CA	5.52	1.57	1.46
1	5M	44	SER	CA-CB	5.52	1.61	1.52
1	aw	32	PHE	CA-CB	5.52	1.66	1.53
1	cl	75	GLU	CD-OE1	-5.52	1.19	1.25
1	eO	195	ASN	CB-CG	5.52	1.63	1.51
1	eZ	212	GLU	CD-OE2	5.52	1.31	1.25
1	fc	44	SER	CA-CB	5.52	1.61	1.52
1	X	161	PHE	CG-CD1	5.52	1.47	1.38
1	kH	42	ALA	CA-CB	5.52	1.64	1.52
1	kN	173	ARG	CD-NE	5.52	1.55	1.46
1	2I	46	GLY	CA-C	-5.52	1.43	1.51
1	2L	32	PHE	CA-CB	5.52	1.66	1.53
1	48	21	ASN	N-CA	5.52	1.57	1.46
1	4m	184	TRP	CD2-CE2	5.52	1.48	1.41
1	5Y	164	TYR	CG-CD2	5.52	1.46	1.39
1	7F	147	PRO	N-CD	5.52	1.55	1.47
1	aG	130	TYR	CG-CD2	5.52	1.46	1.39
1	16	28	GLU	CD-OE2	5.52	1.31	1.25
1	bd	111	LEU	CA-CB	5.52	1.66	1.53
1	d4	204	ALA	CA-CB	5.52	1.64	1.52
1	dq	154	ARG	CD-NE	5.52	1.55	1.46

Continued on next page...

Continued from previous page...

Mol	Chain	Res	Type	Atoms	Z	Observed(Å)	Ideal(Å)
1	eq	97	ARG	CD-NE	5.52	1.55	1.46
1	E	63	GLN	CG-CD	5.52	1.63	1.51
1	gG	75	GLU	CD-OE2	5.52	1.31	1.25
1	gN	161	PHE	CA-CB	5.52	1.66	1.53
1	i3	162	ARG	CD-NE	5.52	1.55	1.46
1	ie	90	PRO	CA-CB	5.52	1.64	1.53
1	jf	167	ARG	CD-NE	5.52	1.55	1.46
1	k3	117	TRP	NE1-CE2	-5.52	1.30	1.37
1	2I	40	PHE	CB-CG	5.52	1.60	1.51
1	3T	133	TRP	CA-CB	5.52	1.66	1.53
1	3Z	187	GLU	CD-OE1	5.52	1.31	1.25
1	5i	164	TYR	CD1-CE1	5.52	1.47	1.39
1	8c	197	ASP	CA-CB	5.52	1.66	1.53
1	8i	92	GLU	CD-OE1	5.52	1.31	1.25
1	aY	127	GLY	CA-C	-5.52	1.43	1.51
1	dd	82	ARG	CZ-NH1	5.52	1.40	1.33
1	dj	145	TYR	CZ-OH	5.52	1.47	1.37
1	dD	133	TRP	CD2-CE2	5.52	1.48	1.41
1	hh	143	ARG	CD-NE	5.52	1.55	1.46
1	1O	160	PRO	N-CD	5.52	1.55	1.47
1	jl	206	GLY	CA-C	5.52	1.60	1.51
1	5y	82	ARG	CZ-NH2	-5.52	1.25	1.33
1	7U	224	PRO	N-CA	-5.52	1.37	1.47
1	8s	80	TRP	CG-CD1	5.52	1.44	1.36
1	9d	146	SER	CA-CB	5.52	1.61	1.52
1	bB	82	ARG	CD-NE	5.52	1.55	1.46
1	bK	222	GLY	C-N	5.52	1.43	1.33
1	li	102	SER	CA-CB	5.52	1.61	1.52
1	dh	146	SER	CA-CB	5.52	1.61	1.52
1	fe	23	TRP	NE1-CE2	-5.52	1.30	1.37
1	R	130	TYR	CG-CD1	5.52	1.46	1.39
1	1F	145	TYR	CZ-OH	5.51	1.47	1.37
1	1I	36	VAL	CA-CB	-5.51	1.43	1.54
1	hV	147	PRO	CA-C	5.51	1.63	1.52
1	iB	116	GLY	CA-C	-5.51	1.43	1.51
1	iH	173	ARG	NE-CZ	5.51	1.40	1.33
1	jc	23	TRP	NE1-CE2	-5.51	1.30	1.37
1	kn	132	ARG	CG-CD	5.51	1.65	1.51
1	kr	165	VAL	CB-CG2	5.51	1.64	1.52
1	4I	145	TYR	CD1-CE1	5.51	1.47	1.39
1	5u	137	GLY	C-N	5.51	1.46	1.34
1	5u	169	TYR	CE2-CZ	5.51	1.45	1.38

Continued on next page...

Continued from previous page...

Mol	Chain	Res	Type	Atoms	Z	Observed(Å)	Ideal(Å)
1	8Y	143	ARG	CD-NE	5.51	1.55	1.46
1	9Y	41	SER	CA-CB	5.51	1.61	1.52
1	a5	122	PRO	N-CD	-5.51	1.40	1.47
1	b5	229	ARG	CZ-NH1	-5.51	1.25	1.33
1	cl	71	GLU	CB-CG	5.51	1.62	1.52
1	1k	32	PHE	CG-CD2	5.51	1.47	1.38
1	eA	164	TYR	CG-CD1	5.51	1.46	1.39
1	eT	76	GLU	CG-CD	5.51	1.60	1.51
1	fq	41	SER	CB-OG	5.51	1.49	1.42
1	fE	97	ARG	CZ-NH1	-5.51	1.25	1.33
1	g1	100	ARG	CD-NE	5.51	1.55	1.46
1	y	45	GLU	CG-CD	-5.51	1.43	1.51
1	gO	1	PRO	N-CA	5.51	1.56	1.47
1	1K	154	ARG	CD-NE	5.51	1.55	1.46
1	iN	145	TYR	CE2-CZ	5.51	1.45	1.38
1	k0	162	ARG	CD-NE	5.51	1.55	1.46
1	22	187	GLU	CB-CG	5.51	1.62	1.52
1	lE	149	SER	CA-CB	5.51	1.61	1.52
1	9H	76	GLU	CD-OE2	5.51	1.31	1.25
1	bM	60	GLY	N-CA	5.51	1.54	1.46
1	c7	149	SER	N-CA	5.51	1.57	1.46
1	1D	222	GLY	C-N	5.51	1.43	1.33
1	1E	29	GLU	CB-CG	5.51	1.62	1.52
1	hh	175	GLU	CB-CG	5.51	1.62	1.52
1	kT	176	GLN	CA-CB	5.51	1.66	1.53
1	2e	35	GLU	CG-CD	5.51	1.60	1.51
1	2r	168	PHE	CE2-CZ	5.51	1.47	1.37
1	7l	113	GLU	CG-CD	5.51	1.60	1.51
1	9W	24	VAL	CB-CG2	5.51	1.64	1.52
1	aF	71	GLU	CG-CD	5.51	1.60	1.51
1	15	38	PRO	N-CA	-5.51	1.37	1.47
1	e	137	GLY	N-CA	5.51	1.54	1.46
1	2	214	MET	N-CA	5.51	1.57	1.46
1	hp	26	VAL	CB-CG2	5.51	1.64	1.52
1	hD	178	SER	CA-CB	5.51	1.61	1.52
1	j5	109	SER	CA-CB	5.51	1.61	1.52
1	2t	49	PRO	CA-C	-5.51	1.41	1.52
1	4K	143	ARG	CZ-NH1	-5.51	1.25	1.33
1	6o	71	GLU	CD-OE2	5.51	1.31	1.25
1	6o	76	GLU	CB-CG	5.51	1.62	1.52
1	6A	226	HIS	CB-CG	5.51	1.59	1.50
1	7t	155	GLN	C-N	5.51	1.43	1.33

Continued on next page...

Continued from previous page...

Mol	Chain	Res	Type	Atoms	Z	Observed(Å)	Ideal(Å)
1	7z	123	PRO	N-CD	-5.51	1.40	1.47
1	a2	191	VAL	CB-CG1	5.51	1.64	1.52
1	aS	102	SER	CA-CB	5.51	1.61	1.52
1	cp	222	GLY	C-N	5.51	1.43	1.33
1	dC	154	ARG	CD-NE	5.51	1.55	1.46
1	eU	184	TRP	NE1-CE2	-5.51	1.30	1.37
1	i2	98	GLU	CD-OE1	-5.51	1.19	1.25
1	jW	28	GLU	CB-CG	5.51	1.62	1.52
1	kJ	164	TYR	CG-CD1	5.51	1.46	1.39
1	5j	45	GLU	CD-OE2	5.51	1.31	1.25
1	gT	206	GLY	CA-C	-5.51	1.43	1.51
1	hB	130	TYR	CB-CG	5.51	1.59	1.51
1	hR	172	LEU	CA-CB	5.51	1.66	1.53
1	iO	154	ARG	NE-CZ	-5.51	1.25	1.33
1	jO	106	GLY	CA-C	-5.51	1.43	1.51
1	2l	117	TRP	NE1-CE2	-5.51	1.30	1.37
1	lC	133	TRP	CD2-CE2	5.51	1.48	1.41
1	2E	169	TYR	CG-CD1	5.51	1.46	1.39
1	5l	191	VAL	CB-CG1	5.51	1.64	1.52
1	7p	145	TYR	CE1-CZ	5.51	1.45	1.38
1	94	98	GLU	CB-CG	5.51	1.62	1.52
1	af	178	SER	CA-CB	5.51	1.61	1.52
1	aF	113	GLU	CD-OE2	-5.51	1.19	1.25
1	b5	143	ARG	CZ-NH2	5.51	1.40	1.33
1	bC	145	TYR	CE1-CZ	5.51	1.45	1.38
1	c4	124	ILE	N-CA	-5.51	1.35	1.46
1	d8	117	TRP	CA-CB	5.51	1.66	1.53
1	dr	128	GLU	CB-CG	5.51	1.62	1.52
1	ll	164	TYR	CE1-CZ	5.51	1.45	1.38
1	ep	40	PHE	CE1-CZ	5.51	1.47	1.37
1	fV	145	TYR	CD2-CE2	5.51	1.47	1.39
1	G	24	VAL	CB-CG1	5.51	1.64	1.52
1	gK	159	GLU	CD-OE2	-5.50	1.19	1.25
1	hI	178	SER	CA-CB	5.50	1.61	1.52
1	2B	133	TRP	CD1-NE1	5.50	1.47	1.38
1	39	90	PRO	N-CD	5.50	1.55	1.47
1	9S	169	TYR	CE2-CZ	5.50	1.45	1.38
1	17	28	GLU	CG-CD	5.50	1.60	1.51
1	bs	229	ARG	CZ-NH2	-5.50	1.25	1.33
1	cZ	169	TYR	CG-CD2	5.50	1.46	1.39
1	g3	80	TRP	NE1-CE2	-5.50	1.30	1.37
1	it	30	LYS	CA-CB	5.50	1.66	1.53

Continued on next page...

Continued from previous page...

Mol	Chain	Res	Type	Atoms	Z	Observed(Å)	Ideal(Å)
1	kJ	27	VAL	CB-CG2	5.50	1.64	1.52
1	lf	82	ARG	CZ-NH2	-5.50	1.25	1.33
1	lp	116	GLY	CA-C	5.50	1.60	1.51
1	2i	109	SER	CA-CB	5.50	1.61	1.52
1	4A	212	GLU	CB-CG	5.50	1.62	1.52
1	66	164	TYR	CG-CD1	5.50	1.46	1.39
1	9I	156	GLY	N-CA	5.50	1.54	1.46
1	a4	130	TYR	CG-CD1	5.50	1.46	1.39
1	au	169	TYR	CE2-CZ	5.50	1.45	1.38
1	aY	60	GLY	N-CA	-5.50	1.37	1.46
1	ea	86	VAL	CB-CG1	5.50	1.64	1.52
1	lp	174	ALA	CA-CB	5.50	1.64	1.52
1	eG	162	ARG	CD-NE	5.50	1.55	1.46
1	fz	28	GLU	CB-CG	5.50	1.62	1.52
1	c	187	GLU	CG-CD	5.50	1.60	1.51
1	G	41	SER	CA-CB	5.50	1.61	1.52
1	gH	169	TYR	CE2-CZ	5.50	1.45	1.38
1	kw	175	GLU	CB-CG	5.50	1.62	1.52
1	kA	120	HIS	N-CA	-5.50	1.35	1.46
1	lc	145	TYR	CG-CD1	5.50	1.46	1.39
1	lL	161	PHE	CG-CD2	5.50	1.47	1.38
1	37	143	ARG	CD-NE	5.50	1.55	1.46
1	4m	167	ARG	NE-CZ	5.50	1.40	1.33
1	8P	51	ASP	N-CA	5.50	1.57	1.46
1	98	169	TYR	CE2-CZ	-5.50	1.31	1.38
1	9w	92	GLU	CB-CG	5.50	1.62	1.52
1	a9	23	TRP	CE3-CZ3	5.50	1.47	1.38
1	16	8	GLY	CA-C	5.50	1.60	1.51
1	bf	32	PHE	CG-CD2	5.50	1.47	1.38
1	cs	190	LEU	C-N	5.50	1.46	1.34
1	dm	113	GLU	CD-OE2	-5.50	1.19	1.25
1	dY	143	ARG	CD-NE	5.50	1.55	1.46
1	e1	114	GLN	CG-CD	5.50	1.63	1.51
1	1r	223	GLY	N-CA	-5.50	1.37	1.46
1	fi	169	TYR	CG-CD1	5.50	1.46	1.39
1	v	165	VAL	CB-CG1	5.50	1.64	1.52
1	ix	90	PRO	N-CD	-5.50	1.40	1.47
1	57	44	SER	CA-CB	5.50	1.61	1.52
1	5Y	122	PRO	N-CD	-5.50	1.40	1.47
1	6w	164	TYR	CE1-CZ	5.50	1.45	1.38
1	bV	223	GLY	N-CA	5.50	1.54	1.46
1	cF	146	SER	CB-OG	5.50	1.49	1.42

Continued on next page...

Continued from previous page...

Mol	Chain	Res	Type	Atoms	Z	Observed(Å)	Ideal(Å)
1	f6	117	TRP	NE1-CE2	-5.50	1.30	1.37
1	1x	4	GLN	CG-CD	5.50	1.63	1.51
1	ge	80	TRP	CE3-CZ3	5.50	1.47	1.38
1	gp	130	TYR	CZ-OH	5.50	1.47	1.37
1	gY	136	LEU	C-N	5.50	1.43	1.33
1	hf	130	TYR	CE1-CZ	5.50	1.45	1.38
1	hF	113	GLU	CG-CD	5.50	1.60	1.51
1	ir	180	GLU	CD-OE2	5.50	1.31	1.25
1	iu	178	SER	CA-CB	5.50	1.61	1.52
1	j0	134	ILE	N-CA	-5.50	1.35	1.46
1	jt	132	ARG	CZ-NH1	-5.50	1.25	1.33
1	jB	212	GLU	CB-CG	5.50	1.62	1.52
1	k9	159	GLU	CD-OE2	5.50	1.31	1.25
1	kH	146	SER	CA-CB	5.50	1.61	1.52
1	lw	159	GLU	CD-OE1	-5.50	1.19	1.25
1	2e	159	GLU	CB-CG	5.50	1.62	1.52
1	4o	143	ARG	CZ-NH2	-5.50	1.25	1.33
1	9G	34	PRO	N-CD	5.50	1.55	1.47
1	bQ	212	GLU	CG-CD	5.50	1.60	1.51
1	c3	127	GLY	CA-C	-5.50	1.43	1.51
1	cn	11	VAL	CB-CG1	5.50	1.64	1.52
1	hJ	97	ARG	CD-NE	5.50	1.55	1.46
1	hV	79	GLU	CG-CD	5.50	1.60	1.51
1	i2	178	SER	CB-OG	5.50	1.49	1.42
1	jy	28	GLU	CD-OE1	5.50	1.31	1.25
1	kv	74	ASN	CB-CG	5.50	1.63	1.51
1	kz	40	PHE	CG-CD1	5.50	1.47	1.38
1	lr	45	GLU	CD-OE1	5.50	1.31	1.25
1	3i	144	MET	N-CA	-5.50	1.35	1.46
1	5x	229	ARG	NE-CZ	-5.50	1.25	1.33
1	62	169	TYR	CE2-CZ	5.50	1.45	1.38
1	6z	145	TYR	CG-CD1	5.50	1.46	1.39
1	7E	224	PRO	N-CD	-5.50	1.40	1.47
1	8c	179	GLN	CB-CG	5.50	1.67	1.52
1	8n	169	TYR	CZ-OH	5.50	1.47	1.37
1	8w	149	SER	CA-CB	5.50	1.61	1.52
1	99	173	ARG	CD-NE	5.50	1.55	1.46
1	9k	75	GLU	CD-OE1	5.50	1.31	1.25
1	aP	118	MET	CA-CB	5.50	1.66	1.53
1	16	100	ARG	CD-NE	5.50	1.55	1.46
1	cu	184	TRP	CD2-CE2	-5.50	1.34	1.41
1	1f	169	TYR	CD1-CE1	5.50	1.47	1.39

Continued on next page...

Continued from previous page...

Mol	Chain	Res	Type	Atoms	Z	Observed(Å)	Ideal(Å)
1	kk	47	ALA	CA-CB	5.50	1.64	1.52
1	hJ	90	PRO	N-CD	5.49	1.55	1.47
1	hV	143	ARG	CZ-NH2	-5.49	1.25	1.33
1	jH	178	SER	CA-CB	5.49	1.61	1.52
1	k8	46	GLY	CA-C	5.49	1.60	1.51
1	kF	212	GLU	CB-CG	5.49	1.62	1.52
1	5w	143	ARG	CA-CB	5.49	1.66	1.53
1	5w	145	TYR	CD1-CE1	5.49	1.47	1.39
1	5w	175	GLU	CD-OE1	5.49	1.31	1.25
1	6a	168	PHE	CG-CD1	5.49	1.47	1.38
1	9z	109	SER	CA-CB	5.49	1.61	1.52
1	9W	41	SER	CA-CB	5.49	1.61	1.52
1	aE	176	GLN	CG-CD	5.49	1.63	1.51
1	aM	76	GLU	C-O	5.49	1.33	1.23
1	bA	184	TRP	CA-CB	5.49	1.66	1.53
1	bS	206	GLY	C-N	-5.49	1.23	1.34
1	eY	146	SER	CB-OG	5.49	1.49	1.42
1	f7	99	PRO	CA-C	-5.49	1.41	1.52
1	fk	94	GLY	CA-C	-5.49	1.43	1.51
1	fG	59	VAL	C-N	5.49	1.43	1.33
1	gA	122	PRO	CA-CB	5.49	1.64	1.53
1	iq	35	GLU	CA-CB	5.49	1.66	1.53
1	jc	180	GLU	CD-OE1	5.49	1.31	1.25
1	kz	120	HIS	CA-CB	5.49	1.66	1.53
1	4r	140	LYS	CA-CB	5.49	1.66	1.53
1	11	80	TRP	NE1-CE2	-5.49	1.30	1.37
1	b3	162	ARG	CZ-NH1	-5.49	1.25	1.33
1	f7	4	GLN	N-CA	-5.49	1.35	1.46
1	fD	117	TRP	NE1-CE2	-5.49	1.30	1.37
1	n	169	TYR	CE1-CZ	5.49	1.45	1.38
1	C	122	PRO	N-CD	5.49	1.55	1.47
1	hz	99	PRO	N-CD	5.49	1.55	1.47
1	kq	40	PHE	CG-CD2	5.49	1.47	1.38
1	lg	79	GLU	CB-CG	5.49	1.62	1.52
1	lP	229	ARG	CD-NE	5.49	1.55	1.46
1	2v	133	TRP	CG-CD1	5.49	1.44	1.36
1	2Z	132	ARG	CG-CD	5.49	1.65	1.51
1	3S	40	PHE	CB-CG	-5.49	1.42	1.51
1	44	85	PRO	CA-CB	5.49	1.64	1.53
1	4b	164	TYR	CE1-CZ	5.49	1.45	1.38
1	5b	229	ARG	CA-CB	5.49	1.66	1.53
1	68	128	GLU	CD-OE2	5.49	1.31	1.25

Continued on next page...

Continued from previous page...

Mol	Chain	Res	Type	Atoms	Z	Observed(Å)	Ideal(Å)
1	6K	154	ARG	CD-NE	5.49	1.55	1.46
1	8V	164	TYR	CD1-CE1	5.49	1.47	1.39
1	b4	130	TYR	CD2-CE2	5.49	1.47	1.39
1	c8	82	ARG	CB-CG	5.49	1.67	1.52
1	dK	98	GLU	CD-OE1	5.49	1.31	1.25
1	1t	120	HIS	CA-CB	5.49	1.66	1.53
1	f1	26	VAL	CB-CG1	5.49	1.64	1.52
1	fB	178	SER	CA-CB	5.49	1.61	1.52
1	g	81	ASP	CA-CB	5.49	1.66	1.53
1	gZ	225	GLY	C-O	-5.49	1.14	1.23
1	h6	213	GLU	CG-CD	5.49	1.60	1.51
1	hK	130	TYR	CE1-CZ	5.49	1.45	1.38
1	hT	106	GLY	CA-C	-5.49	1.43	1.51
1	1R	170	LYS	CA-CB	5.49	1.66	1.53
1	kg	159	GLU	C-N	5.49	1.44	1.34
1	2k	168	PHE	CE1-CZ	5.49	1.47	1.37
1	2S	33	SER	CA-CB	5.49	1.61	1.52
1	2U	93	PRO	N-CD	5.49	1.55	1.47
1	4b	181	VAL	CB-CG1	5.49	1.64	1.52
1	5C	93	PRO	N-CD	-5.49	1.40	1.47
1	7G	130	TYR	CE2-CZ	-5.49	1.31	1.38
1	8j	160	PRO	N-CD	-5.49	1.40	1.47
1	8C	130	TYR	CE2-CZ	5.49	1.45	1.38
1	8Z	127	GLY	CA-C	5.49	1.60	1.51
1	aJ	130	TYR	CB-CG	-5.49	1.43	1.51
1	bk	175	GLU	CG-CD	-5.49	1.43	1.51
1	bt	220	GLY	N-CA	5.49	1.54	1.46
1	c0	126	VAL	C-N	5.49	1.43	1.33
1	cy	154	ARG	CD-NE	5.49	1.55	1.46
1	cM	159	GLU	CB-CG	5.49	1.62	1.52
1	d1	49	PRO	CA-C	5.49	1.63	1.52
1	ds	140	LYS	CA-CB	5.49	1.66	1.53
1	dy	102	SER	CA-CB	5.49	1.61	1.52
1	et	71	GLU	CD-OE1	5.49	1.31	1.25
1	eX	40	PHE	CE1-CZ	5.49	1.47	1.37
1	k	222	GLY	CA-C	-5.49	1.43	1.51
1	S	229	ARG	NE-CZ	-5.49	1.25	1.33
1	4K	167	ARG	CZ-NH2	5.49	1.40	1.33
1	6Z	180	GLU	CG-CD	5.49	1.60	1.51
1	a1	229	ARG	CD-NE	5.49	1.55	1.46
1	d6	225	GLY	N-CA	5.49	1.54	1.46
1	ey	145	TYR	CG-CD1	5.49	1.46	1.39

Continued on next page...

Continued from previous page...

Mol	Chain	Res	Type	Atoms	Z	Observed(Å)	Ideal(Å)
1	fe	144	MET	CA-CB	5.49	1.66	1.53
1	gy	136	LEU	C-N	5.49	1.43	1.33
1	gZ	128	GLU	CG-CD	-5.49	1.43	1.51
1	hF	18	ARG	CD-NE	5.49	1.55	1.46
1	hJ	184	TRP	CD2-CE3	-5.49	1.32	1.40
1	ij	130	TYR	CZ-OH	5.49	1.47	1.37
1	lV	90	PRO	N-CD	5.49	1.55	1.47
1	jw	137	GLY	N-CA	5.49	1.54	1.46
1	jy	133	TRP	CA-CB	5.49	1.66	1.53
1	ks	152	ASP	CA-CB	5.49	1.66	1.53
1	ky	184	TRP	NE1-CE2	5.49	1.44	1.37
1	kB	41	SER	CB-OG	5.49	1.49	1.42
1	3A	7	GLN	C-N	5.49	1.43	1.33
1	4x	143	ARG	CD-NE	5.49	1.55	1.46
1	54	164	TYR	CE1-CZ	5.49	1.45	1.38
1	59	16	SER	C-N	5.49	1.44	1.34
1	5c	164	TYR	CG-CD2	5.49	1.46	1.39
1	6D	52	LEU	CA-CB	5.49	1.66	1.53
1	6Z	40	PHE	CB-CG	-5.49	1.42	1.51
1	8m	116	GLY	CA-C	5.49	1.60	1.51
1	b2	128	GLU	CD-OE1	5.49	1.31	1.25
1	cx	80	TRP	N-CA	-5.49	1.35	1.46
1	e3	161	PHE	CE2-CZ	5.49	1.47	1.37
1	ec	86	VAL	CA-CB	-5.49	1.43	1.54
1	lr	162	ARG	CZ-NH2	-5.49	1.25	1.33
1	eC	123	PRO	N-CD	-5.49	1.40	1.47
1	f7	154	ARG	CZ-NH2	-5.49	1.25	1.33
1	hu	117	TRP	CG-CD2	5.48	1.52	1.43
1	iE	1	PRO	N-CA	5.48	1.56	1.47
1	2d	159	GLU	CG-CD	-5.48	1.43	1.51
1	3H	132	ARG	CD-NE	5.48	1.55	1.46
1	e0	180	GLU	CD-OE2	5.48	1.31	1.25
1	eU	102	SER	CB-OG	5.48	1.49	1.42
1	L	136	LEU	CA-CB	5.48	1.66	1.53
1	gJ	222	GLY	CA-C	5.48	1.60	1.51
1	lJ	71	GLU	CD-OE1	5.48	1.31	1.25
1	hO	209	ALA	CA-CB	5.48	1.64	1.52
1	ic	164	TYR	CE2-CZ	5.48	1.45	1.38
1	iD	180	GLU	CD-OE1	5.48	1.31	1.25
1	kC	97	ARG	CZ-NH2	-5.48	1.25	1.33
1	l5	169	TYR	CZ-OH	5.48	1.47	1.37
1	lC	23	TRP	CE3-CZ3	5.48	1.47	1.38

Continued on next page...

Continued from previous page...

Mol	Chain	Res	Type	Atoms	Z	Observed(Å)	Ideal(Å)
1	lQ	32	PHE	CB-CG	5.48	1.60	1.51
1	4H	107	THR	N-CA	5.48	1.57	1.46
1	6T	161	PHE	CG-CD1	5.48	1.47	1.38
1	9W	80	TRP	NE1-CE2	5.48	1.44	1.37
1	bR	76	GLU	CB-CG	5.48	1.62	1.52
1	e8	89	GLY	N-CA	5.48	1.54	1.46
1	fS	146	SER	CB-OG	5.48	1.49	1.42
1	U	212	GLU	CD-OE2	5.48	1.31	1.25
1	hG	192	GLN	N-CA	5.48	1.57	1.46
1	hT	145	TYR	CZ-OH	5.48	1.47	1.37
1	2z	1	PRO	N-CD	5.48	1.55	1.47
1	2D	94	GLY	CA-C	-5.48	1.43	1.51
1	2S	130	TYR	CZ-OH	5.48	1.47	1.37
1	4G	187	GLU	CB-CG	5.48	1.62	1.52
1	5o	184	TRP	CG-CD1	5.48	1.44	1.36
1	66	20	LEU	CA-CB	5.48	1.66	1.53
1	6v	46	GLY	N-CA	5.48	1.54	1.46
1	6T	130	TYR	CZ-OH	5.48	1.47	1.37
1	7m	45	GLU	CG-CD	5.48	1.60	1.51
1	7z	184	TRP	CD2-CE2	5.48	1.48	1.41
1	8I	156	GLY	CA-C	-5.48	1.43	1.51
1	9h	40	PHE	CB-CG	5.48	1.60	1.51
1	9z	120	HIS	CB-CG	-5.48	1.40	1.50
1	bD	154	ARG	CD-NE	5.48	1.55	1.46
1	cx	102	SER	CA-CB	5.48	1.61	1.52
1	1s	117	TRP	CG-CD1	5.48	1.44	1.36
1	fy	35	GLU	CB-CG	5.48	1.62	1.52
1	ky	29	GLU	CD-OE1	5.48	1.31	1.25
1	ac	99	PRO	C-N	5.48	1.46	1.34
1	bB	78	ALA	CA-CB	5.48	1.64	1.52
1	bG	44	SER	CA-CB	5.48	1.61	1.52
1	li	23	TRP	CD1-NE1	5.48	1.47	1.38
1	eX	128	GLU	CG-CD	5.48	1.60	1.51
1	hI	80	TRP	NE1-CE2	5.48	1.44	1.37
1	1S	12	HIS	CB-CG	5.48	1.59	1.50
1	kO	224	PRO	C-N	5.48	1.43	1.33
1	2G	161	PHE	CD2-CE2	5.48	1.50	1.39
1	37	130	TYR	CB-CG	5.48	1.59	1.51
1	54	35	GLU	CG-CD	5.48	1.60	1.51
1	80	98	GLU	CB-CG	5.48	1.62	1.52
1	9i	117	TRP	CZ3-CH2	-5.48	1.31	1.40
1	9k	98	GLU	CB-CG	5.48	1.62	1.52

Continued on next page...

Continued from previous page...

Mol	Chain	Res	Type	Atoms	Z	Observed(Å)	Ideal(Å)
1	9l	1	PRO	N-CD	5.48	1.55	1.47
1	9o	137	GLY	N-CA	5.48	1.54	1.46
1	li	168	PHE	CG-CD1	5.48	1.47	1.38
1	d7	164	TYR	CE1-CZ	5.48	1.45	1.38
1	dm	184	TRP	CZ2-CH2	5.48	1.47	1.37
1	dL	184	TRP	CG-CD1	5.48	1.44	1.36
1	gX	23	TRP	CA-CB	5.48	1.66	1.53
1	iJ	133	TRP	NE1-CE2	5.48	1.44	1.37
1	2n	145	TYR	CG-CD2	5.48	1.46	1.39
1	2Q	36	VAL	CA-CB	5.48	1.66	1.54
1	a2	145	TYR	CG-CD1	5.48	1.46	1.39
1	al	208	ALA	CA-CB	5.48	1.64	1.52
1	cY	145	TYR	CZ-OH	5.48	1.47	1.37
1	e	182	LYS	CD-CE	5.48	1.65	1.51
1	gb	146	SER	CA-CB	5.47	1.61	1.52
1	gV	147	PRO	CA-CB	5.47	1.64	1.53
1	1H	128	GLU	CB-CG	5.47	1.62	1.52
1	hQ	162	ARG	CD-NE	5.47	1.55	1.46
1	ia	169	TYR	CE2-CZ	5.47	1.45	1.38
1	iF	112	GLN	CA-CB	5.47	1.66	1.53
1	iX	130	TYR	CE1-CZ	5.47	1.45	1.38
1	iY	162	ARG	CD-NE	5.47	1.55	1.46
1	jD	162	ARG	NE-CZ	5.47	1.40	1.33
1	k7	80	TRP	CE3-CZ3	5.47	1.47	1.38
1	3K	29	GLU	CB-CG	5.47	1.62	1.52
1	4e	130	TYR	CG-CD1	5.47	1.46	1.39
1	4Q	16	SER	CA-CB	5.47	1.61	1.52
1	6D	41	SER	CA-CB	5.47	1.61	1.52
1	6E	164	TYR	CD2-CE2	5.47	1.47	1.39
1	7F	113	GLU	CB-CG	5.47	1.62	1.52
1	7I	161	PHE	CE1-CZ	5.47	1.47	1.37
1	8v	149	SER	CB-OG	5.47	1.49	1.42
1	9Y	92	GLU	CB-CG	5.47	1.62	1.52
1	aZ	61	GLY	CA-C	-5.47	1.43	1.51
1	bY	29	GLU	CD-OE2	5.47	1.31	1.25
1	cJ	162	ARG	CD-NE	5.47	1.55	1.46
1	cM	16	SER	CA-CB	5.47	1.61	1.52
1	em	33	SER	CA-CB	5.47	1.61	1.52
1	ew	143	ARG	CD-NE	5.47	1.55	1.46
1	eQ	164	TYR	CG-CD2	5.47	1.46	1.39
1	1x	85	PRO	N-CA	-5.47	1.38	1.47
1	R	137	GLY	N-CA	-5.47	1.37	1.46

Continued on next page...

Continued from previous page...

Mol	Chain	Res	Type	Atoms	Z	Observed(Å)	Ideal(Å)
1	W	146	SER	CA-CB	5.47	1.61	1.52
1	lg	46	GLY	N-CA	5.47	1.54	1.46
1	lw	9	GLN	CA-CB	5.47	1.66	1.53
1	2A	59	VAL	C-N	5.47	1.42	1.33
1	2E	168	PHE	CG-CD1	5.47	1.47	1.38
1	39	168	PHE	CB-CG	5.47	1.60	1.51
1	3W	109	SER	CA-CB	5.47	1.61	1.52
1	4L	18	ARG	CG-CD	5.47	1.65	1.51
1	5k	114	GLN	N-CA	-5.47	1.35	1.46
1	65	169	TYR	CZ-OH	5.47	1.47	1.37
1	6i	2	ILE	CB-CG2	5.47	1.69	1.52
1	6x	134	ILE	N-CA	5.47	1.57	1.46
1	6S	184	TRP	CB-CG	5.47	1.60	1.50
1	87	33	SER	CA-CB	5.47	1.61	1.52
1	8t	222	GLY	C-N	5.47	1.42	1.33
1	9Z	101	GLY	N-CA	5.47	1.54	1.46
1	c6	180	GLU	CB-CG	5.47	1.62	1.52
1	lg	164	TYR	CG-CD2	5.47	1.46	1.39
1	dv	198	CYS	CA-CB	5.47	1.66	1.53
1	eJ	35	GLU	CB-CG	5.47	1.62	1.52
1	f9	143	ARG	CZ-NH1	-5.47	1.25	1.33
1	fd	1	PRO	N-CA	5.47	1.56	1.47
1	p	47	ALA	C-N	-5.47	1.21	1.34
1	w	92	GLU	CB-CG	5.47	1.62	1.52
1	ga	84	HIS	CB-CG	5.47	1.59	1.50
1	k3	126	VAL	C-N	5.47	1.42	1.33
1	kI	14	ALA	N-CA	-5.47	1.35	1.46
1	lP	117	TRP	CA-CB	5.47	1.66	1.53
1	5m	223	GLY	CA-C	5.47	1.60	1.51
1	6y	169	TYR	CG-CD2	5.47	1.46	1.39
1	7R	45	GLU	CB-CG	5.47	1.62	1.52
1	8O	23	TRP	CD2-CE2	5.47	1.48	1.41
1	dh	168	PHE	CG-CD1	5.47	1.47	1.38
1	dG	162	ARG	N-CA	-5.47	1.35	1.46
1	gx	161	PHE	CG-CD1	5.47	1.47	1.38
1	1F	178	SER	CA-CB	5.47	1.61	1.52
1	h7	180	GLU	CD-OE2	5.47	1.31	1.25
1	kq	156	GLY	N-CA	-5.47	1.37	1.46
1	kM	143	ARG	CD-NE	5.47	1.55	1.46
1	le	16	SER	CA-CB	5.47	1.61	1.52
1	lh	88	ALA	CA-CB	5.47	1.64	1.52
1	2k	156	GLY	C-N	5.47	1.44	1.34

Continued on next page...

Continued from previous page...

Mol	Chain	Res	Type	Atoms	Z	Observed(Å)	Ideal(Å)
1	2G	23	TRP	CE2-CZ2	-5.47	1.30	1.39
1	3n	36	VAL	CB-CG2	5.47	1.64	1.52
1	3I	212	GLU	CB-CG	5.47	1.62	1.52
1	3M	213	GLU	CD-OE1	-5.47	1.19	1.25
1	3N	146	SER	CA-CB	5.47	1.61	1.52
1	4D	94	GLY	N-CA	5.47	1.54	1.46
1	8c	55	MET	N-CA	5.47	1.57	1.46
1	aQ	193	ASN	N-CA	-5.47	1.35	1.46
1	eh	99	PRO	N-CD	-5.47	1.40	1.47
1	fE	132	ARG	NE-CZ	-5.47	1.25	1.33
1	iy	145	TYR	CG-CD2	5.47	1.46	1.39
1	lJ	55	MET	CG-SD	5.47	1.95	1.81
1	68	145	TYR	CE1-CZ	5.47	1.45	1.38
1	81	130	TYR	CE1-CZ	5.47	1.45	1.38
1	bO	79	GLU	CD-OE1	5.47	1.31	1.25
1	cJ	27	VAL	CB-CG2	5.47	1.64	1.52
1	cV	25	LYS	CA-CB	5.47	1.66	1.53
1	eM	164	TYR	CG-CD2	5.47	1.46	1.39
1	fZ	225	GLY	CA-C	-5.47	1.43	1.51
1	g5	145	TYR	CG-CD2	5.47	1.46	1.39
1	gd	206	GLY	CA-C	5.47	1.60	1.51
1	gj	33	SER	CA-CB	5.47	1.61	1.52
1	gj	80	TRP	CG-CD1	5.47	1.44	1.36
1	gm	145	TYR	CG-CD1	5.47	1.46	1.39
1	hg	162	ARG	CZ-NH1	-5.47	1.25	1.33
1	hy	75	GLU	CD-OE1	-5.47	1.19	1.25
1	ii	161	PHE	CG-CD1	5.47	1.47	1.38
1	ji	96	MET	CA-CB	5.47	1.66	1.53
1	kJ	178	SER	CB-OG	5.47	1.49	1.42
1	ly	45	GLU	CB-CG	5.47	1.62	1.52
1	2L	45	GLU	CD-OE1	5.47	1.31	1.25
1	4y	32	PHE	CB-CG	5.47	1.60	1.51
1	5N	33	SER	CA-CB	5.47	1.61	1.52
1	6c	173	ARG	CD-NE	5.47	1.55	1.46
1	7h	80	TRP	CA-CB	5.47	1.66	1.53
1	8k	29	GLU	CD-OE2	-5.47	1.19	1.25
1	8T	178	SER	CA-CB	5.47	1.61	1.52
1	9W	120	HIS	CB-CG	5.47	1.59	1.50
1	b5	93	PRO	C-N	5.47	1.42	1.33
1	bB	128	GLU	CB-CG	5.47	1.62	1.52
1	bH	100	ARG	CD-NE	5.47	1.55	1.46
1	bH	143	ARG	CD-NE	5.47	1.55	1.46

Continued on next page...

Continued from previous page...

Mol	Chain	Res	Type	Atoms	Z	Observed(Å)	Ideal(Å)
1	c7	13	GLN	CA-CB	5.47	1.66	1.53
1	cw	97	ARG	CD-NE	5.47	1.55	1.46
1	cO	206	GLY	CA-C	-5.47	1.43	1.51
1	dD	44	SER	CA-CB	5.47	1.61	1.52
1	dG	181	VAL	CA-CB	5.47	1.66	1.54
1	dO	92	GLU	CG-CD	5.47	1.60	1.51
1	eR	184	TRP	CD2-CE2	5.47	1.48	1.41
1	fy	168	PHE	CB-CG	-5.47	1.42	1.51
1	gs	169	TYR	CG-CD2	5.46	1.46	1.39
1	i5	128	GLU	CD-OE1	5.46	1.31	1.25
1	iv	61	GLY	CA-C	5.46	1.60	1.51
1	iH	229	ARG	C-O	5.46	1.33	1.23
1	jf	206	GLY	CA-C	5.46	1.60	1.51
1	jO	225	GLY	CA-C	-5.46	1.43	1.51
1	kN	46	GLY	CA-C	-5.46	1.43	1.51
1	2I	169	TYR	CZ-OH	5.46	1.47	1.37
1	55	113	GLU	N-CA	5.46	1.57	1.46
1	7T	164	TYR	CD1-CE1	5.46	1.47	1.39
1	9x	44	SER	CB-OG	5.46	1.49	1.42
1	a8	49	PRO	CA-CB	-5.46	1.42	1.53
1	b1	117	TRP	CG-CD1	5.46	1.44	1.36
1	bI	231	LEU	C-OXT	5.46	1.33	1.23
1	cv	33	SER	CA-C	5.46	1.67	1.52
1	cy	45	GLU	C-N	5.46	1.42	1.33
1	cS	46	GLY	CA-C	-5.46	1.43	1.51
1	d6	23	TRP	CD2-CE2	-5.46	1.34	1.41
1	df	196	PRO	N-CD	-5.46	1.40	1.47
1	fD	97	ARG	CD-NE	5.46	1.55	1.46
1	D	145	TYR	CZ-OH	5.46	1.47	1.37
1	T	173	ARG	CD-NE	5.46	1.55	1.46
1	iI	18	ARG	CZ-NH1	-5.46	1.25	1.33
1	ie	62	HIS	CA-CB	5.46	1.66	1.53
1	kK	79	GLU	CD-OE1	5.46	1.31	1.25
1	le	132	ARG	CZ-NH2	-5.46	1.25	1.33
1	3G	145	TYR	CE1-CZ	5.46	1.45	1.38
1	6j	184	TRP	CD2-CE2	5.46	1.48	1.41
1	73	22	ALA	N-CA	-5.46	1.35	1.46
1	7G	23	TRP	NE1-CE2	-5.46	1.30	1.37
1	fi	23	TRP	NE1-CE2	5.46	1.44	1.37
1	k8	173	ARG	CZ-NH2	-5.46	1.25	1.33
1	ks	113	GLU	CD-OE1	5.46	1.31	1.25
1	35	23	TRP	NE1-CE2	5.46	1.44	1.37

Continued on next page...

Continued from previous page...

Mol	Chain	Res	Type	Atoms	Z	Observed(Å)	Ideal(Å)
1	3n	76	GLU	CB-CG	5.46	1.62	1.52
1	44	115	ILE	C-N	5.46	1.42	1.33
1	4T	28	GLU	CB-CG	5.46	1.62	1.52
1	5f	130	TYR	CZ-OH	5.46	1.47	1.37
1	5n	168	PHE	CB-CG	5.46	1.60	1.51
1	5E	65	ALA	CA-CB	5.46	1.64	1.52
1	5T	143	ARG	CZ-NH2	-5.46	1.25	1.33
1	6a	98	GLU	CD-OE1	5.46	1.31	1.25
1	6A	146	SER	CA-CB	5.46	1.61	1.52
1	88	203	LYS	CA-CB	5.46	1.66	1.53
1	9r	23	TRP	CA-CB	5.46	1.66	1.53
1	9s	219	GLN	CG-CD	5.46	1.63	1.51
1	9U	38	PRO	N-CA	5.46	1.56	1.47
1	cn	14	ALA	CA-CB	5.46	1.64	1.52
1	ds	145	TYR	CG-CD2	5.46	1.46	1.39
1	e9	23	TRP	CG-CD1	5.46	1.44	1.36
1	fN	173	ARG	CD-NE	5.46	1.55	1.46
1	S	220	GLY	CA-C	5.46	1.60	1.51
1	lg	163	ASP	N-CA	5.46	1.57	1.46
1	2b	175	GLU	CG-CD	5.46	1.60	1.51
1	31	113	GLU	CD-OE1	-5.46	1.19	1.25
1	8G	92	GLU	N-CA	5.46	1.57	1.46
1	9h	170	LYS	CA-CB	5.46	1.66	1.53
1	9r	164	TYR	CB-CG	-5.46	1.43	1.51
1	b2	130	TYR	CE2-CZ	5.46	1.45	1.38
1	cQ	194	ALA	N-CA	5.46	1.57	1.46
1	f1	175	GLU	CB-CG	5.46	1.62	1.52
1	f1	145	TYR	CG-CD1	5.46	1.46	1.39
1	k	228	ALA	CA-CB	5.46	1.64	1.52
1	gC	146	SER	CB-OG	5.46	1.49	1.42
1	hk	76	GLU	CB-CG	5.46	1.62	1.52
1	jC	130	TYR	CE2-CZ	5.46	1.45	1.38
1	28	145	TYR	CE1-CZ	-5.46	1.31	1.38
1	1C	221	VAL	CB-CG2	5.46	1.64	1.52
1	2b	71	GLU	CD-OE1	5.46	1.31	1.25
1	3L	132	ARG	CZ-NH1	-5.46	1.25	1.33
1	4g	175	GLU	CD-OE2	5.46	1.31	1.25
1	4y	106	GLY	CA-C	5.46	1.60	1.51
1	5A	168	PHE	CG-CD2	5.46	1.47	1.38
1	5L	36	VAL	CA-CB	5.46	1.66	1.54
1	5S	134	ILE	C-N	5.46	1.46	1.34
1	63	88	ALA	C-N	5.46	1.42	1.33

Continued on next page...

Continued from previous page...

Mol	Chain	Res	Type	Atoms	Z	Observed(Å)	Ideal(Å)
1	6j	221	VAL	CB-CG1	5.46	1.64	1.52
1	6I	76	GLU	CD-OE2	-5.46	1.19	1.25
1	6M	164	TYR	CZ-OH	5.46	1.47	1.37
1	7g	55	MET	CG-SD	5.46	1.95	1.81
1	7W	123	PRO	CA-CB	5.46	1.64	1.53
1	8t	126	VAL	C-N	5.46	1.42	1.33
1	8F	154	ARG	N-CA	-5.46	1.35	1.46
1	8O	169	TYR	CZ-OH	5.46	1.47	1.37
1	9e	40	PHE	CG-CD2	5.46	1.47	1.38
1	a0	146	SER	CA-CB	5.46	1.61	1.52
1	au	145	TYR	CB-CG	-5.46	1.43	1.51
1	c7	75	GLU	CB-CG	5.46	1.62	1.52
1	1d	80	TRP	NE1-CE2	-5.46	1.30	1.37
1	cr	121	ASN	CB-CG	5.46	1.63	1.51
1	d3	98	GLU	CB-CG	5.46	1.62	1.52
1	ek	98	GLU	CB-CG	5.46	1.62	1.52
1	g5	32	PHE	CE1-CZ	5.46	1.47	1.37
1	M	40	PHE	CG-CD2	5.46	1.47	1.38
1	hn	159	GLU	CB-CG	5.46	1.62	1.52
1	hF	145	TYR	CG-CD1	5.46	1.46	1.39
1	jN	213	GLU	CD-OE2	5.46	1.31	1.25
1	jP	175	GLU	CG-CD	-5.46	1.43	1.51
1	kg	29	GLU	CG-CD	5.46	1.60	1.51
1	kI	75	GLU	C-N	5.46	1.46	1.34
1	kL	82	ARG	CD-NE	5.46	1.55	1.46
1	kO	164	TYR	CE2-CZ	5.46	1.45	1.38
1	2I	1	PRO	N-CA	5.46	1.56	1.47
1	4s	75	GLU	CD-OE1	-5.46	1.19	1.25
1	6d	169	TYR	CG-CD1	5.46	1.46	1.39
1	6j	133	TRP	CG-CD1	5.46	1.44	1.36
1	6U	101	GLY	CA-C	5.46	1.60	1.51
1	7W	79	GLU	CD-OE2	-5.46	1.19	1.25
1	8b	76	GLU	CD-OE1	5.46	1.31	1.25
1	8A	82	ARG	NE-CZ	-5.46	1.25	1.33
1	9M	11	VAL	CB-CG1	5.46	1.64	1.52
1	b8	161	PHE	CE2-CZ	5.46	1.47	1.37
1	cl	106	GLY	N-CA	-5.46	1.37	1.46
1	cT	25	LYS	CD-CE	5.46	1.64	1.51
1	fs	226	HIS	CB-CG	5.46	1.59	1.50
1	F	16	SER	CB-OG	5.46	1.49	1.42
1	T	8	GLY	CA-C	5.46	1.60	1.51
1	50	92	GLU	CD-OE2	-5.46	1.19	1.25

Continued on next page...

Continued from previous page...

Mol	Chain	Res	Type	Atoms	Z	Observed(Å)	Ideal(Å)
1	6Q	71	GLU	CD-OE2	5.46	1.31	1.25
1	8l	143	ARG	CZ-NH1	-5.46	1.25	1.33
1	8C	125	PRO	CA-CB	5.46	1.64	1.53
1	9a	43	LEU	CA-CB	5.46	1.66	1.53
1	9F	92	GLU	CA-CB	5.46	1.66	1.53
1	aV	3	VAL	CB-CG1	5.46	1.64	1.52
1	dj	113	GLU	CD-OE1	5.46	1.31	1.25
1	h0	79	GLU	CG-CD	-5.45	1.43	1.51
1	h3	100	ARG	CD-NE	5.45	1.55	1.46
1	hu	164	TYR	CE2-CZ	5.45	1.45	1.38
1	jB	191	VAL	CB-CG2	5.45	1.64	1.52
1	lO	146	SER	CA-CB	5.45	1.61	1.52
1	2Q	18	ARG	CZ-NH2	-5.45	1.25	1.33
1	2Q	38	PRO	N-CD	-5.45	1.40	1.47
1	3O	146	SER	CB-OG	5.45	1.49	1.42
1	6s	59	VAL	C-N	5.45	1.42	1.33
1	7a	212	GLU	CB-CG	5.45	1.62	1.52
1	7y	109	SER	CA-CB	5.45	1.61	1.52
1	9d	33	SER	CA-CB	5.45	1.61	1.52
1	9B	128	GLU	CG-CD	5.45	1.60	1.51
1	ae	213	GLU	CD-OE1	-5.45	1.19	1.25
1	cs	120	HIS	CB-CG	5.45	1.59	1.50
1	ln	187	GLU	CA-CB	5.45	1.66	1.53
1	fl	168	PHE	CD2-CE2	5.45	1.50	1.39
1	G	168	PHE	CG-CD1	5.45	1.47	1.38
1	hJ	222	GLY	CA-C	-5.45	1.43	1.51
1	jd	220	GLY	CA-C	-5.45	1.43	1.51
1	jP	29	GLU	CB-CG	5.45	1.62	1.52
1	jR	212	GLU	CG-CD	5.45	1.60	1.51
1	ln	164	TYR	CE2-CZ	5.45	1.45	1.38
1	2k	1	PRO	N-CA	5.45	1.56	1.47
1	eG	16	SER	CA-CB	5.45	1.61	1.52
1	fy	34	PRO	N-CA	-5.45	1.38	1.47
1	iU	65	ALA	CA-CB	5.45	1.63	1.52
1	3f	117	TRP	CB-CG	-5.45	1.40	1.50
1	4e	35	GLU	CD-OE2	5.45	1.31	1.25
1	5Z	34	PRO	N-CD	-5.45	1.40	1.47
1	60	28	GLU	CA-CB	5.45	1.66	1.53
1	6H	128	GLU	CB-CG	5.45	1.62	1.52
1	6R	7	GLN	C-N	5.45	1.42	1.33
1	85	164	TYR	CZ-OH	5.45	1.47	1.37
1	9T	185	MET	N-CA	-5.45	1.35	1.46

Continued on next page...

Continued from previous page...

Mol	Chain	Res	Type	Atoms	Z	Observed(Å)	Ideal(Å)
1	ao	187	GLU	CG-CD	-5.45	1.43	1.51
1	aG	23	TRP	NE1-CE2	5.45	1.44	1.37
1	bs	85	PRO	N-CD	-5.45	1.40	1.47
1	bx	128	GLU	CD-OE2	5.45	1.31	1.25
1	dr	132	ARG	NE-CZ	5.45	1.40	1.33
1	dA	203	LYS	CA-CB	5.45	1.66	1.53
1	f9	113	GLU	CD-OE2	5.45	1.31	1.25
1	lz	184	TRP	CD1-NE1	-5.45	1.28	1.38
1	fU	63	GLN	CA-CB	5.45	1.66	1.53
1	iY	132	ARG	CZ-NH1	-5.45	1.25	1.33
1	kn	75	GLU	CD-OE1	5.45	1.31	1.25
1	lw	79	GLU	CB-CG	5.45	1.62	1.52
1	lz	187	GLU	CD-OE2	5.45	1.31	1.25
1	lP	17	PRO	N-CD	-5.45	1.40	1.47
1	2g	45	GLU	CB-CG	5.45	1.62	1.52
1	2y	212	GLU	N-CA	-5.45	1.35	1.46
1	2L	35	GLU	CB-CG	5.45	1.62	1.52
1	2Q	175	GLU	CD-OE1	5.45	1.31	1.25
1	5b	98	GLU	CB-CG	5.45	1.62	1.52
1	63	99	PRO	N-CD	5.45	1.55	1.47
1	84	164	TYR	CD1-CE1	5.45	1.47	1.39
1	8B	145	TYR	CE1-CZ	5.45	1.45	1.38
1	8H	212	GLU	CD-OE2	5.45	1.31	1.25
1	aU	164	TYR	CE1-CZ	5.45	1.45	1.38
1	16	92	GLU	CD-OE2	5.45	1.31	1.25
1	b8	49	PRO	N-CA	-5.45	1.38	1.47
1	bb	205	LEU	CA-C	-5.45	1.38	1.52
1	en	132	ARG	CZ-NH2	-5.45	1.25	1.33
1	J	101	GLY	CA-C	-5.45	1.43	1.51
1	gw	80	TRP	NE1-CE2	-5.45	1.30	1.37
1	gF	221	VAL	C-N	5.45	1.42	1.33
1	gG	61	GLY	N-CA	5.45	1.54	1.46
1	gQ	149	SER	CA-CB	5.45	1.61	1.52
1	hj	71	GLU	CD-OE2	-5.45	1.19	1.25
1	ik	187	GLU	CB-CG	5.45	1.62	1.52
1	iO	132	ARG	CA-CB	5.45	1.66	1.53
1	3Z	102	SER	CA-CB	5.45	1.61	1.52
1	5L	160	PRO	N-CA	-5.45	1.38	1.47
1	e3	98	GLU	CD-OE1	5.45	1.31	1.25
1	gW	145	TYR	CB-CG	5.45	1.59	1.51
1	hp	28	GLU	CG-CD	5.45	1.60	1.51
1	1Q	29	GLU	CG-CD	-5.45	1.43	1.51

Continued on next page...

Continued from previous page...

Mol	Chain	Res	Type	Atoms	Z	Observed(Å)	Ideal(Å)
1	j7	12	HIS	CB-CG	5.45	1.59	1.50
1	jj	164	TYR	CD1-CE1	5.45	1.47	1.39
1	2W	191	VAL	CB-CG2	5.45	1.64	1.52
1	4y	45	GLU	CD-OE2	5.45	1.31	1.25
1	50	169	TYR	CG-CD2	5.45	1.46	1.39
1	5G	89	GLY	CA-C	5.45	1.60	1.51
1	7B	146	SER	CA-CB	5.45	1.61	1.52
1	8R	18	ARG	CD-NE	5.45	1.55	1.46
1	99	140	LYS	CD-CE	5.45	1.64	1.51
1	9u	1	PRO	N-CD	5.45	1.55	1.47
1	bh	178	SER	CA-CB	5.45	1.61	1.52
1	cb	225	GLY	N-CA	-5.45	1.37	1.46
1	eh	199	LYS	N-CA	-5.45	1.35	1.46
1	fX	18	ARG	CD-NE	5.45	1.55	1.46
1	ht	223	GLY	N-CA	5.44	1.54	1.46
1	kG	146	SER	CA-CB	5.44	1.61	1.52
1	lr	130	TYR	CE1-CZ	5.44	1.45	1.38
1	2C	60	GLY	C-N	5.44	1.42	1.33
1	35	159	GLU	CD-OE2	5.44	1.31	1.25
1	3b	212	GLU	CG-CD	-5.44	1.43	1.51
1	6Q	224	PRO	N-CD	-5.44	1.40	1.47
1	am	71	GLU	CD-OE2	5.44	1.31	1.25
1	bF	81	ASP	CB-CG	5.44	1.63	1.51
1	eS	224	PRO	CA-C	5.44	1.63	1.52
1	eX	222	GLY	CA-C	-5.44	1.43	1.51
1	1O	145	TYR	CZ-OH	5.44	1.47	1.37
1	ja	223	GLY	CA-C	5.44	1.60	1.51
1	1X	30	LYS	CA-CB	5.44	1.66	1.53
1	jH	187	GLU	CB-CG	5.44	1.62	1.52
1	jR	79	GLU	CG-CD	5.44	1.60	1.51
1	22	132	ARG	CZ-NH1	-5.44	1.25	1.33
1	2J	145	TYR	CG-CD1	5.44	1.46	1.39
1	31	28	GLU	CD-OE2	5.44	1.31	1.25
1	4d	164	TYR	CG-CD2	5.44	1.46	1.39
1	4u	97	ARG	CD-NE	5.44	1.55	1.46
1	4S	72	THR	N-CA	5.44	1.57	1.46
1	5D	76	GLU	CD-OE1	5.44	1.31	1.25
1	7N	213	GLU	CG-CD	5.44	1.60	1.51
1	8j	99	PRO	CA-CB	5.44	1.64	1.53
1	9O	63	GLN	CG-CD	5.44	1.63	1.51
1	ab	169	TYR	CE1-CZ	5.44	1.45	1.38
1	cO	145	TYR	CZ-OH	5.44	1.47	1.37

Continued on next page...

Continued from previous page...

Mol	Chain	Res	Type	Atoms	Z	Observed(Å)	Ideal(Å)
1	dI	133	TRP	NE1-CE2	5.44	1.44	1.37
1	eb	156	GLY	N-CA	5.44	1.54	1.46
1	eH	168	PHE	CG-CD2	5.44	1.47	1.38
1	H	1	PRO	N-CD	5.44	1.55	1.47
1	gf	173	ARG	CD-NE	5.44	1.55	1.46
1	gz	155	GLN	CA-CB	5.44	1.66	1.53
1	gI	149	SER	CA-CB	5.44	1.61	1.52
1	hU	44	SER	CA-CB	5.44	1.61	1.52
1	j8	117	TRP	NE1-CE2	-5.44	1.30	1.37
1	jY	71	GLU	CB-CG	5.44	1.62	1.52
1	km	161	PHE	CB-CG	5.44	1.60	1.51
1	l0	154	ARG	NE-CZ	5.44	1.40	1.33
1	3l	33	SER	CA-CB	5.44	1.61	1.52
1	44	16	SER	CB-OG	5.44	1.49	1.42
1	44	60	GLY	C-N	5.44	1.42	1.33
1	4w	32	PHE	CG-CD2	5.44	1.47	1.38
1	4G	213	GLU	CD-OE2	5.44	1.31	1.25
1	7k	65	ALA	CA-CB	5.44	1.63	1.52
1	7R	92	GLU	CD-OE1	5.44	1.31	1.25
1	9z	63	GLN	CA-C	-5.44	1.38	1.52
1	9W	164	TYR	CZ-OH	5.44	1.47	1.37
1	Z	118	MET	CG-SD	-5.44	1.67	1.81
1	al	168	PHE	CA-CB	5.44	1.66	1.53
1	dn	164	TYR	CG-CD1	5.44	1.46	1.39
1	eQ	223	GLY	CA-C	5.44	1.60	1.51
1	f2	187	GLU	CB-CG	5.44	1.62	1.52
1	fG	41	SER	CB-OG	5.44	1.49	1.42
1	o	77	ALA	CA-CB	5.44	1.63	1.52
1	gm	220	GLY	CA-C	-5.44	1.43	1.51
1	lG	38	PRO	N-CD	-5.44	1.40	1.47
1	hX	212	GLU	CD-OE1	5.44	1.31	1.25
1	ih	16	SER	CB-OG	5.44	1.49	1.42
1	lS	166	ASP	CA-CB	5.44	1.66	1.53
1	kQ	75	GLU	CD-OE1	5.44	1.31	1.25
1	kQ	161	PHE	CE1-CZ	5.44	1.47	1.37
1	lx	149	SER	CA-CB	5.44	1.61	1.52
1	2w	169	TYR	CE1-CZ	5.44	1.45	1.38
1	3v	117	TRP	CG-CD1	5.44	1.44	1.36
1	4I	125	PRO	CA-CB	5.44	1.64	1.53
1	93	212	GLU	CD-OE1	5.44	1.31	1.25
1	9g	169	TYR	CG-CD2	5.44	1.46	1.39
1	bp	44	SER	CA-CB	5.44	1.61	1.52

Continued on next page...

Continued from previous page...

Mol	Chain	Res	Type	Atoms	Z	Observed(Å)	Ideal(Å)
1	c4	227	LYS	CA-CB	5.44	1.66	1.53
1	f8	13	GLN	CA-CB	5.44	1.66	1.53
1	fy	165	VAL	CB-CG2	5.44	1.64	1.52
1	d	1	PRO	N-CD	5.44	1.55	1.47
1	1Y	79	GLU	CD-OE2	-5.44	1.19	1.25
1	kH	68	MET	CA-CB	5.44	1.66	1.53
1	lk	35	GLU	CB-CG	5.44	1.62	1.52
1	ls	17	PRO	N-CD	-5.44	1.40	1.47
1	2m	5	ASN	CB-CG	5.44	1.63	1.51
1	2C	36	VAL	CA-CB	-5.44	1.43	1.54
1	3f	178	SER	CB-OG	5.44	1.49	1.42
1	4r	130	TYR	CG-CD1	5.44	1.46	1.39
1	4N	178	SER	CA-CB	5.44	1.61	1.52
1	55	32	PHE	CG-CD2	5.44	1.47	1.38
1	6g	113	GLU	CD-OE1	5.44	1.31	1.25
1	6r	23	TRP	CG-CD1	5.44	1.44	1.36
1	8T	40	PHE	CG-CD2	5.44	1.47	1.38
1	b8	80	TRP	CD2-CE2	5.44	1.47	1.41
1	bQ	161	PHE	CE1-CZ	5.44	1.47	1.37
1	eI	109	SER	CA-CB	5.44	1.61	1.52
1	fb	142	VAL	CB-CG1	5.44	1.64	1.52
1	fB	113	GLU	CD-OE2	5.44	1.31	1.25
1	fG	102	SER	CA-CB	5.44	1.61	1.52
1	g5	100	ARG	NE-CZ	-5.44	1.25	1.33
1	y	106	GLY	CA-C	5.44	1.60	1.51
1	7	167	ARG	CZ-NH1	-5.44	1.25	1.33
1	gg	178	SER	CA-CB	5.44	1.61	1.52
1	1H	221	VAL	C-N	5.44	1.42	1.33
1	hP	164	TYR	CE1-CZ	5.44	1.45	1.38
1	jt	187	GLU	CG-CD	-5.44	1.43	1.51
1	3h	45	GLU	CD-OE2	5.44	1.31	1.25
1	7s	145	TYR	CG-CD1	5.44	1.46	1.39
1	bc	79	GLU	CB-CG	5.44	1.62	1.52
1	d6	4	GLN	C-N	5.44	1.46	1.34
1	fo	38	PRO	CA-C	5.44	1.63	1.52
1	fP	143	ARG	CZ-NH1	-5.44	1.25	1.33
1	hd	206	GLY	CA-C	5.43	1.60	1.51
1	hE	133	TRP	CZ2-CH2	5.43	1.47	1.37
1	hW	33	SER	CA-CB	5.43	1.61	1.52
1	il	76	GLU	CG-CD	5.43	1.60	1.51
1	in	36	VAL	CB-CG1	5.43	1.64	1.52
1	1Q	117	TRP	CD2-CE2	5.43	1.47	1.41

Continued on next page...

Continued from previous page...

Mol	Chain	Res	Type	Atoms	Z	Observed(Å)	Ideal(Å)
1	22	26	VAL	CB-CG2	5.43	1.64	1.52
1	kB	143	ARG	CD-NE	5.43	1.55	1.46
1	4q	225	GLY	CA-C	-5.43	1.43	1.51
1	4C	114	GLN	CG-CD	5.43	1.63	1.51
1	5C	109	SER	CA-CB	5.43	1.61	1.52
1	61	133	TRP	NE1-CE2	-5.43	1.30	1.37
1	9p	79	GLU	CB-CG	5.43	1.62	1.52
1	b7	71	GLU	CA-CB	5.43	1.66	1.53
1	1d	86	VAL	CB-CG1	5.43	1.64	1.52
1	cM	38	PRO	N-CD	5.43	1.55	1.47
1	d8	130	TYR	CB-CG	5.43	1.59	1.51
1	e5	120	HIS	CB-CG	5.43	1.59	1.50
1	e9	35	GLU	CB-CG	5.43	1.62	1.52
1	g2	187	GLU	CG-CD	5.43	1.60	1.51
1	g5	127	GLY	CA-C	5.43	1.60	1.51
1	ga	145	TYR	CG-CD2	5.43	1.46	1.39
1	gi	146	SER	CA-CB	5.43	1.61	1.52
1	he	143	ARG	CD-NE	5.43	1.55	1.46
1	hN	82	ARG	CZ-NH1	-5.43	1.25	1.33
1	k6	169	TYR	CG-CD1	5.43	1.46	1.39
1	4z	207	PRO	N-CD	-5.43	1.40	1.47
1	58	27	VAL	CB-CG1	5.43	1.64	1.52
1	65	229	ARG	CD-NE	5.43	1.55	1.46
1	8C	93	PRO	C-N	5.43	1.42	1.33
1	12	130	TYR	CZ-OH	5.43	1.47	1.37
1	b4	71	GLU	CD-OE2	5.43	1.31	1.25
1	c1	145	TYR	CG-CD2	5.43	1.46	1.39
1	c8	76	GLU	CD-OE2	5.43	1.31	1.25
1	cS	45	GLU	C-N	5.43	1.42	1.33
1	dz	224	PRO	N-CD	-5.43	1.40	1.47
1	ed	178	SER	CA-CB	5.43	1.61	1.52
1	f4	69	LEU	CA-CB	5.43	1.66	1.53
1	ff	127	GLY	CA-C	-5.43	1.43	1.51
1	jC	32	PHE	CG-CD2	5.43	1.46	1.38
1	ka	35	GLU	CD-OE1	5.43	1.31	1.25
1	25	92	GLU	C-N	5.43	1.44	1.34
1	2K	145	TYR	CG-CD1	5.43	1.46	1.39
1	8Q	16	SER	CA-CB	5.43	1.61	1.52
1	9b	130	TYR	CG-CD2	5.43	1.46	1.39
1	9X	180	GLU	CD-OE2	5.43	1.31	1.25
1	ah	1	PRO	N-CD	5.43	1.55	1.47
1	aN	82	ARG	CB-CG	5.43	1.67	1.52

Continued on next page...

Continued from previous page...

Mol	Chain	Res	Type	Atoms	Z	Observed(Å)	Ideal(Å)
1	f4	222	GLY	N-CA	5.43	1.54	1.46
1	gv	127	GLY	N-CA	-5.43	1.38	1.46
1	h2	177	ALA	CA-CB	5.43	1.63	1.52
1	j1	60	GLY	N-CA	5.43	1.54	1.46
1	j8	8	GLY	CA-C	-5.43	1.43	1.51
1	jD	149	SER	CA-CB	5.43	1.61	1.52
1	ko	92	GLU	CD-OE1	5.43	1.31	1.25
1	lh	184	TRP	NE1-CE2	-5.43	1.30	1.37
1	lt	184	TRP	CE3-CZ3	5.43	1.47	1.38
1	2c	117	TRP	CA-CB	5.43	1.65	1.53
1	32	1	PRO	N-CA	5.43	1.56	1.47
1	3u	213	GLU	CD-OE2	5.43	1.31	1.25
1	3S	98	GLU	CB-CG	5.43	1.62	1.52
1	66	178	SER	CA-CB	5.43	1.61	1.52
1	6j	32	PHE	CG-CD2	5.43	1.46	1.38
1	6S	173	ARG	CZ-NH1	-5.43	1.25	1.33
1	8n	80	TRP	CD2-CE2	-5.43	1.34	1.41
1	8C	67	GLN	CA-CB	5.43	1.65	1.53
1	br	117	TRP	NE1-CE2	-5.43	1.30	1.37
1	br	207	PRO	N-CD	-5.43	1.40	1.47
1	do	116	GLY	CA-C	-5.43	1.43	1.51
1	eS	159	GLU	CD-OE1	5.43	1.31	1.25
1	fT	114	GLN	CA-CB	5.43	1.65	1.53
1	r	45	GLU	CG-CD	5.43	1.60	1.51
1	F	112	GLN	CG-CD	5.43	1.63	1.51
1	L	169	TYR	CZ-OH	5.43	1.47	1.37
1	X	184	TRP	CE2-CZ2	5.43	1.49	1.39
1	46	29	GLU	CD-OE1	5.43	1.31	1.25
1	bd	18	ARG	CD-NE	5.43	1.55	1.46
1	gY	88	ALA	C-N	5.43	1.42	1.33
1	1J	213	GLU	CB-CG	5.43	1.62	1.52
1	1V	97	ARG	CZ-NH2	-5.43	1.25	1.33
1	22	106	GLY	CA-C	-5.43	1.43	1.51
1	ky	79	GLU	CG-CD	5.43	1.60	1.51
1	lr	143	ARG	CG-CD	5.43	1.65	1.51
1	2c	13	GLN	CA-CB	5.43	1.65	1.53
1	2x	23	TRP	NE1-CE2	-5.43	1.30	1.37
1	48	9	GLN	CA-CB	5.43	1.65	1.53
1	4E	122	PRO	N-CA	5.43	1.56	1.47
1	6n	161	PHE	CG-CD1	5.43	1.46	1.38
1	7K	32	PHE	CE1-CZ	5.43	1.47	1.37
1	7M	130	TYR	CD2-CE2	-5.43	1.31	1.39

Continued on next page...

Continued from previous page...

Mol	Chain	Res	Type	Atoms	Z	Observed(Å)	Ideal(Å)
1	8e	164	TYR	CG-CD2	5.43	1.46	1.39
1	9N	79	GLU	N-CA	-5.43	1.35	1.46
1	dp	130	TYR	CG-CD2	5.43	1.46	1.39
1	dt	169	TYR	CA-CB	-5.43	1.42	1.53
1	dH	124	ILE	C-N	5.43	1.44	1.34
1	fb	137	GLY	N-CA	-5.43	1.38	1.46
1	fk	149	SER	CA-CB	5.43	1.61	1.52
1	2	40	PHE	CG-CD2	5.43	1.46	1.38
1	K	76	GLU	CG-CD	5.43	1.60	1.51
1	i7	130	TYR	CG-CD1	5.42	1.46	1.39
1	2V	90	PRO	N-CA	5.42	1.56	1.47
1	3K	217	ALA	CA-CB	5.42	1.63	1.52
1	3T	159	GLU	CG-CD	5.42	1.60	1.51
1	4d	229	ARG	CD-NE	5.42	1.55	1.46
1	6w	154	ARG	CA-CB	5.42	1.65	1.53
1	8B	1	PRO	N-CD	5.42	1.55	1.47
1	Y	167	ARG	CZ-NH1	-5.42	1.25	1.33
1	as	106	GLY	CA-C	-5.42	1.43	1.51
1	aT	130	TYR	CD2-CE2	5.42	1.47	1.39
1	dg	50	GLN	N-CA	-5.42	1.35	1.46
1	dw	145	TYR	CE2-CZ	5.42	1.45	1.38
1	e4	98	GLU	CB-CG	5.42	1.62	1.52
1	eb	149	SER	CB-OG	5.42	1.49	1.42
1	et	40	PHE	CD2-CE2	5.42	1.50	1.39
1	c	49	PRO	N-CD	-5.42	1.40	1.47
1	2E	207	PRO	N-CD	5.42	1.55	1.47
1	4S	123	PRO	N-CD	-5.42	1.40	1.47
1	5k	229	ARG	CZ-NH1	-5.42	1.25	1.33
1	6x	88	ALA	C-N	5.42	1.42	1.33
1	76	33	SER	CA-CB	5.42	1.61	1.52
1	76	198	CYS	CA-C	-5.42	1.38	1.52
1	7U	173	ARG	CZ-NH2	-5.42	1.26	1.33
1	9O	161	PHE	CG-CD1	5.42	1.46	1.38
1	au	1	PRO	N-CD	5.42	1.55	1.47
1	bg	109	SER	CA-CB	5.42	1.61	1.52
1	dg	168	PHE	CG-CD1	5.42	1.46	1.38
1	dP	164	TYR	CG-CD2	5.42	1.46	1.39
1	eV	145	TYR	CG-CD2	5.42	1.46	1.39
1	hP	1	PRO	N-CD	5.42	1.55	1.47
1	hU	41	SER	CA-CB	5.42	1.61	1.52
1	jn	79	GLU	CB-CG	5.42	1.62	1.52
1	3C	40	PHE	CG-CD1	5.42	1.46	1.38

Continued on next page...

Continued from previous page...

Mol	Chain	Res	Type	Atoms	Z	Observed(Å)	Ideal(Å)
1	3T	49	PRO	N-CD	-5.42	1.40	1.47
1	5W	85	PRO	CA-CB	5.42	1.64	1.53
1	7h	198	CYS	CB-SG	5.42	1.91	1.82
1	7N	42	ALA	CA-CB	5.42	1.63	1.52
1	8f	173	ARG	CD-NE	5.42	1.55	1.46
1	bz	33	SER	CB-OG	5.42	1.49	1.42
1	bB	223	GLY	CA-C	-5.42	1.43	1.51
1	c9	83	LEU	CA-CB	5.42	1.66	1.53
1	1d	82	ARG	CD-NE	5.42	1.55	1.46
1	cH	173	ARG	CZ-NH1	-5.42	1.26	1.33
1	1h	145	TYR	CB-CG	5.42	1.59	1.51
1	dK	8	GLY	CA-C	5.42	1.60	1.51
1	fn	32	PHE	CG-CD2	5.42	1.46	1.38
1	fr	147	PRO	N-CD	5.42	1.55	1.47
1	g4	229	ARG	CD-NE	5.42	1.55	1.46
1	h	82	ARG	CZ-NH2	-5.42	1.26	1.33
1	H	212	GLU	CG-CD	-5.42	1.43	1.51
1	T	100	ARG	CZ-NH2	-5.42	1.26	1.33
1	gO	178	SER	CA-CB	5.42	1.61	1.52
1	hS	60	GLY	C-N	5.42	1.42	1.33
1	5b	16	SER	CA-CB	5.42	1.61	1.52
1	65	178	SER	CB-OG	5.42	1.49	1.42
1	9k	178	SER	CA-CB	5.42	1.61	1.52
1	ah	41	SER	CA-CB	5.42	1.61	1.52
1	cU	169	TYR	CE1-CZ	5.42	1.45	1.38
1	dL	7	GLN	C-N	5.42	1.42	1.33
1	fw	45	GLU	CD-OE1	5.42	1.31	1.25
1	ly	23	TRP	CA-CB	5.42	1.65	1.53
1	2	145	TYR	CB-CG	5.42	1.59	1.51
1	gh	140	LYS	CA-CB	5.42	1.65	1.53
1	hf	100	ARG	CZ-NH2	-5.42	1.26	1.33
1	i6	169	TYR	CD1-CE1	5.42	1.47	1.39
1	1U	204	ALA	CA-CB	5.42	1.63	1.52
1	jD	113	GLU	CD-OE2	5.42	1.31	1.25
1	k4	229	ARG	CZ-NH1	-5.42	1.26	1.33
1	kc	117	TRP	NE1-CE2	-5.42	1.30	1.37
1	2D	164	TYR	CE2-CZ	5.42	1.45	1.38
1	4Q	28	GLU	CD-OE1	5.42	1.31	1.25
1	51	117	TRP	NE1-CE2	-5.42	1.30	1.37
1	9t	16	SER	CA-CB	5.42	1.61	1.52
1	ag	92	GLU	CG-CD	5.42	1.60	1.51
1	aG	16	SER	CA-CB	5.42	1.61	1.52

Continued on next page...

Continued from previous page...

Mol	Chain	Res	Type	Atoms	Z	Observed(Å)	Ideal(Å)
1	bl	76	GLU	CD-OE2	-5.42	1.19	1.25
1	cK	225	GLY	CA-C	-5.42	1.43	1.51
1	d6	130	TYR	CZ-OH	5.42	1.47	1.37
1	gH	33	SER	CB-OG	5.42	1.49	1.42
1	h3	132	ARG	CD-NE	5.42	1.55	1.46
1	hf	40	PHE	CE1-CZ	5.42	1.47	1.37
1	jM	1	PRO	N-CA	5.42	1.56	1.47
1	jN	18	ARG	CA-CB	5.42	1.65	1.53
1	ll	133	TRP	CZ2-CH2	5.42	1.47	1.37
1	lx	178	SER	CA-CB	5.42	1.61	1.52
1	lP	145	TYR	CG-CD1	5.42	1.46	1.39
1	3v	160	PRO	N-CD	-5.42	1.40	1.47
1	3x	207	PRO	N-CD	5.42	1.55	1.47
1	3B	168	PHE	CG-CD1	5.42	1.46	1.38
1	4o	133	TRP	NE1-CE2	-5.42	1.30	1.37
1	4v	224	PRO	C-N	5.42	1.42	1.33
1	4V	35	GLU	CD-OE1	5.42	1.31	1.25
1	5r	213	GLU	CG-CD	5.42	1.60	1.51
1	7I	106	GLY	CA-C	-5.42	1.43	1.51
1	8l	169	TYR	CZ-OH	5.42	1.47	1.37
1	8p	184	TRP	CG-CD1	5.42	1.44	1.36
1	8z	1	PRO	N-CD	5.42	1.55	1.47
1	aM	17	PRO	CA-C	-5.42	1.42	1.52
1	bJ	57	ASN	CB-CG	5.42	1.63	1.51
1	cp	79	GLU	CA-CB	5.42	1.65	1.53
1	de	146	SER	CA-CB	5.42	1.61	1.52
1	eR	180	GLU	CG-CD	-5.42	1.43	1.51
1	fl	97	ARG	CZ-NH2	-5.42	1.26	1.33
1	I	102	SER	CA-CB	5.42	1.61	1.52
1	hD	84	HIS	CG-CD2	5.42	1.45	1.35
1	ju	23	TRP	CD2-CE2	5.42	1.47	1.41
1	jN	18	ARG	CD-NE	5.42	1.55	1.46
1	lc	184	TRP	CG-CD1	5.42	1.44	1.36
1	6f	229	ARG	CZ-NH2	-5.42	1.26	1.33
1	8l	225	GLY	CA-C	-5.42	1.43	1.51
1	a9	23	TRP	CD2-CE2	5.42	1.47	1.41
1	b6	181	VAL	CB-CG1	5.42	1.64	1.52
1	d2	168	PHE	CE2-CZ	5.42	1.47	1.37
1	d6	16	SER	CB-OG	5.42	1.49	1.42
1	eo	117	TRP	NE1-CE2	-5.42	1.30	1.37
1	gO	180	GLU	CA-CB	5.41	1.65	1.53
1	hG	145	TYR	CG-CD1	5.41	1.46	1.39

Continued on next page...

Continued from previous page...

Mol	Chain	Res	Type	Atoms	Z	Observed(Å)	Ideal(Å)
1	ib	105	ALA	C-N	5.41	1.42	1.33
1	if	34	PRO	N-CD	-5.41	1.40	1.47
1	iz	145	TYR	CB-CG	-5.41	1.43	1.51
1	jx	137	GLY	CA-C	-5.41	1.43	1.51
1	jC	24	VAL	CA-C	5.41	1.67	1.52
1	k7	63	GLN	N-CA	-5.41	1.35	1.46
1	kb	109	SER	CA-CB	5.41	1.61	1.52
1	kq	83	LEU	CA-CB	5.41	1.66	1.53
1	kB	23	TRP	CD2-CE3	-5.41	1.32	1.40
1	kQ	146	SER	CA-CB	5.41	1.61	1.52
1	l3	32	PHE	CG-CD2	5.41	1.46	1.38
1	4c	98	GLU	CD-OE2	5.41	1.31	1.25
1	56	168	PHE	CD1-CE1	5.41	1.50	1.39
1	5p	130	TYR	CG-CD1	5.41	1.46	1.39
1	5P	116	GLY	N-CA	5.41	1.54	1.46
1	7l	33	SER	CA-CB	5.41	1.61	1.52
1	8e	97	ARG	CZ-NH1	-5.41	1.26	1.33
1	8z	116	GLY	CA-C	-5.41	1.43	1.51
1	8M	72	THR	N-CA	5.41	1.57	1.46
1	9d	23	TRP	CE2-CZ2	-5.41	1.30	1.39
1	af	132	ARG	CD-NE	5.41	1.55	1.46
1	aj	184	TRP	CE2-CZ2	-5.41	1.30	1.39
1	aU	35	GLU	CG-CD	5.41	1.60	1.51
1	dC	126	VAL	C-N	5.41	1.42	1.33
1	ec	128	GLU	CB-CG	5.41	1.62	1.52
1	f8	169	TYR	CE2-CZ	5.41	1.45	1.38
1	1x	178	SER	CA-CB	5.41	1.61	1.52
1	fF	225	GLY	CA-C	-5.41	1.43	1.51
1	i	143	ARG	CA-CB	5.41	1.65	1.53
1	1V	204	ALA	CA-CB	5.41	1.63	1.52
1	kt	145	TYR	CD1-CE1	5.41	1.47	1.39
1	22	18	ARG	CZ-NH1	-5.41	1.26	1.33
1	lu	145	TYR	CE1-CZ	5.41	1.45	1.38
1	3I	149	SER	CA-CB	5.41	1.61	1.52
1	4s	180	GLU	CG-CD	-5.41	1.43	1.51
1	4D	140	LYS	C-N	5.41	1.46	1.34
1	7l	174	ALA	CA-CB	5.41	1.63	1.52
1	8n	130	TYR	CG-CD1	-5.41	1.32	1.39
1	a5	100	ARG	CZ-NH2	-5.41	1.26	1.33
1	cN	180	GLU	CG-CD	-5.41	1.43	1.51
1	db	41	SER	CA-CB	5.41	1.61	1.52
1	fs	117	TRP	CD2-CE2	5.41	1.47	1.41

Continued on next page...

Continued from previous page...

Mol	Chain	Res	Type	Atoms	Z	Observed(Å)	Ideal(Å)
1	gc	98	GLU	CB-CG	5.41	1.62	1.52
1	ig	80	TRP	NE1-CE2	-5.41	1.30	1.37
1	kB	113	GLU	CD-OE1	5.41	1.31	1.25
1	28	45	GLU	CD-OE2	5.41	1.31	1.25
1	2Y	227	LYS	C-N	5.41	1.46	1.34
1	3m	121	ASN	CA-CB	5.41	1.67	1.53
1	3n	175	GLU	CB-CG	5.41	1.62	1.52
1	3X	50	GLN	CG-CD	5.41	1.63	1.51
1	4H	100	ARG	CZ-NH1	5.41	1.40	1.33
1	5t	192	GLN	CA-CB	5.41	1.65	1.53
1	5F	8	GLY	N-CA	-5.41	1.38	1.46
1	6H	18	ARG	CZ-NH2	-5.41	1.26	1.33
1	6J	62	HIS	CB-CG	5.41	1.59	1.50
1	7d	130	TYR	CB-CG	-5.41	1.43	1.51
1	7j	120	HIS	CB-CG	5.41	1.59	1.50
1	7s	145	TYR	CE2-CZ	5.41	1.45	1.38
1	8E	149	SER	CA-CB	5.41	1.61	1.52
1	97	34	PRO	CA-C	5.41	1.63	1.52
1	a9	169	TYR	CG-CD1	5.41	1.46	1.39
1	ay	89	GLY	N-CA	5.41	1.54	1.46
1	aF	1	PRO	N-CD	5.41	1.55	1.47
1	aJ	212	GLU	CB-CG	5.41	1.62	1.52
1	c7	32	PHE	CE1-CZ	5.41	1.47	1.37
1	ea	92	GLU	CB-CG	5.41	1.62	1.52
1	eb	168	PHE	CG-CD1	5.41	1.46	1.38
1	fg	1	PRO	N-CD	5.41	1.55	1.47
1	S	109	SER	CB-OG	5.41	1.49	1.42
1	gj	164	TYR	CE1-CZ	5.41	1.45	1.38
1	hQ	12	HIS	CG-CD2	-5.41	1.26	1.35
1	iH	173	ARG	CZ-NH1	-5.41	1.26	1.33
1	j5	145	TYR	CE1-CZ	5.41	1.45	1.38
1	jq	167	ARG	NE-CZ	5.41	1.40	1.33
1	jQ	167	ARG	CA-CB	5.41	1.65	1.53
1	ka	8	GLY	CA-C	-5.41	1.43	1.51
1	ln	162	ARG	NE-CZ	5.41	1.40	1.33
1	lw	32	PHE	CB-CG	-5.41	1.42	1.51
1	lB	169	TYR	CG-CD2	5.41	1.46	1.39
1	2p	145	TYR	CZ-OH	5.41	1.47	1.37
1	3u	105	ALA	C-N	5.41	1.42	1.33
1	4l	16	SER	CB-OG	5.41	1.49	1.42
1	4e	90	PRO	N-CA	5.41	1.56	1.47
1	5n	167	ARG	CD-NE	5.41	1.55	1.46

Continued on next page...

Continued from previous page...

Mol	Chain	Res	Type	Atoms	Z	Observed(Å)	Ideal(Å)
1	6O	117	TRP	CD2-CE3	5.41	1.48	1.40
1	6V	133	TRP	CZ2-CH2	5.41	1.47	1.37
1	bS	153	ILE	CA-CB	-5.41	1.42	1.54
1	bY	16	SER	CA-CB	5.41	1.61	1.52
1	co	23	TRP	NE1-CE2	5.41	1.44	1.37
1	cs	57	ASN	CA-CB	5.41	1.67	1.53
1	ct	219	GLN	C-N	5.41	1.42	1.33
1	cw	1	PRO	N-CD	5.41	1.55	1.47
1	cB	177	ALA	CA-CB	5.41	1.63	1.52
1	dG	226	HIS	CB-CG	5.41	1.59	1.50
1	eZ	147	PRO	N-CD	5.41	1.55	1.47
1	t	214	MET	CA-CB	5.41	1.65	1.53
1	it	49	PRO	CA-C	-5.41	1.42	1.52
1	lL	60	GLY	N-CA	-5.41	1.38	1.46
1	5f	229	ARG	CD-NE	5.41	1.55	1.46
1	6F	40	PHE	CG-CD1	5.41	1.46	1.38
1	9J	117	TRP	NE1-CE2	-5.41	1.30	1.37
1	ao	113	GLU	CB-CG	5.41	1.62	1.52
1	as	222	GLY	CA-C	-5.41	1.43	1.51
1	bo	127	GLY	CA-C	-5.41	1.43	1.51
1	bx	212	GLU	CG-CD	-5.41	1.43	1.51
1	dw	184	TRP	CE2-CZ2	-5.41	1.30	1.39
1	dW	53	ASN	CB-CG	5.41	1.63	1.51
1	h1	164	TYR	CG-CD2	5.41	1.46	1.39
1	h5	41	SER	CB-OG	5.41	1.49	1.42
1	hY	164	TYR	CG-CD1	5.41	1.46	1.39
1	j9	173	ARG	CD-NE	5.41	1.55	1.46
1	jC	175	GLU	CD-OE1	5.41	1.31	1.25
1	jP	93	PRO	CA-CB	5.41	1.64	1.53
1	l3	109	SER	CA-CB	5.41	1.61	1.52
1	3J	102	SER	CA-CB	5.41	1.61	1.52
1	3L	34	PRO	N-CD	-5.41	1.40	1.47
1	5S	76	GLU	CD-OE1	5.41	1.31	1.25
1	5U	132	ARG	CD-NE	5.41	1.55	1.46
1	7g	76	GLU	CB-CG	5.41	1.62	1.52
1	7Q	29	GLU	CD-OE2	5.41	1.31	1.25
1	8V	154	ARG	CD-NE	5.41	1.55	1.46
1	9g	167	ARG	NE-CZ	5.41	1.40	1.33
1	9H	90	PRO	N-CA	-5.41	1.38	1.47
1	1a	164	TYR	CZ-OH	5.41	1.47	1.37
1	bV	175	GLU	CG-CD	5.41	1.60	1.51
1	eQ	89	GLY	CA-C	5.41	1.60	1.51

Continued on next page...

Continued from previous page...

Mol	Chain	Res	Type	Atoms	Z	Observed(Å)	Ideal(Å)
1	fa	14	ALA	CA-CB	5.41	1.63	1.52
1	fe	159	GLU	CD-OE2	5.41	1.31	1.25
1	fJ	212	GLU	CD-OE2	5.41	1.31	1.25
1	g1	159	GLU	CD-OE2	-5.41	1.19	1.25
1	g1	196	PRO	N-CD	-5.41	1.40	1.47
1	h3	170	LYS	CE-NZ	-5.40	1.35	1.49
1	hP	40	PHE	CE2-CZ	5.40	1.47	1.37
1	kU	143	ARG	CZ-NH1	-5.40	1.26	1.33
1	l2	229	ARG	CZ-NH2	-5.40	1.26	1.33
1	3t	1	PRO	N-CD	5.40	1.55	1.47
1	58	92	GLU	CG-CD	-5.40	1.43	1.51
1	5c	11	VAL	CB-CG1	5.40	1.64	1.52
1	9L	40	PHE	CE2-CZ	5.40	1.47	1.37
1	9U	207	PRO	N-CD	-5.40	1.40	1.47
1	bi	130	TYR	CE1-CZ	5.40	1.45	1.38
1	d2	145	TYR	CE1-CZ	5.40	1.45	1.38
1	fn	113	GLU	CD-OE2	-5.40	1.19	1.25
1	1J	47	ALA	CA-CB	5.40	1.63	1.52
1	iS	6	LEU	CB-CG	5.40	1.68	1.52
1	k1	44	SER	CA-CB	5.40	1.61	1.52
1	kw	145	TYR	CB-CG	5.40	1.59	1.51
1	kB	44	SER	CA-CB	5.40	1.61	1.52
1	kO	137	GLY	CA-C	5.40	1.60	1.51
1	3j	126	VAL	C-N	5.40	1.42	1.33
1	6H	178	SER	CA-CB	5.40	1.61	1.52
1	7H	184	TRP	CZ2-CH2	5.40	1.47	1.37
1	7I	33	SER	CA-CB	5.40	1.61	1.52
1	87	207	PRO	CA-CB	5.40	1.64	1.53
1	a4	213	GLU	CD-OE2	5.40	1.31	1.25
1	ba	176	GLN	CA-CB	5.40	1.65	1.53
1	c3	109	SER	CB-OG	5.40	1.49	1.42
1	ci	40	PHE	CG-CD1	5.40	1.46	1.38
1	cH	175	GLU	CD-OE2	-5.40	1.19	1.25
1	cT	45	GLU	CG-CD	5.40	1.60	1.51
1	lo	62	HIS	CA-CB	5.40	1.65	1.53
1	eM	130	TYR	CE2-CZ	5.40	1.45	1.38
1	gT	29	GLU	CB-CG	5.40	1.62	1.52
1	kY	33	SER	CA-CB	5.40	1.61	1.52
1	2h	102	SER	CB-OG	5.40	1.49	1.42
1	3d	23	TRP	CG-CD1	5.40	1.44	1.36
1	3k	212	GLU	CD-OE1	5.40	1.31	1.25
1	4n	33	SER	CA-CB	5.40	1.61	1.52

Continued on next page...

Continued from previous page...

Mol	Chain	Res	Type	Atoms	Z	Observed(Å)	Ideal(Å)
1	4v	38	PRO	CA-C	5.40	1.63	1.52
1	4R	45	GLU	CG-CD	-5.40	1.43	1.51
1	5T	79	GLU	CD-OE1	5.40	1.31	1.25
1	6e	145	TYR	CE2-CZ	5.40	1.45	1.38
1	6K	95	GLN	CA-CB	5.40	1.65	1.53
1	7o	35	GLU	N-CA	5.40	1.57	1.46
1	7u	187	GLU	CD-OE1	5.40	1.31	1.25
1	7V	97	ARG	CD-NE	5.40	1.55	1.46
1	83	23	TRP	CZ2-CH2	5.40	1.47	1.37
1	8u	29	GLU	CD-OE2	5.40	1.31	1.25
1	a7	76	GLU	CD-OE2	5.40	1.31	1.25
1	al	33	SER	CA-CB	5.40	1.61	1.52
1	aG	44	SER	CA-CB	5.40	1.61	1.52
1	bi	169	TYR	CE1-CZ	5.40	1.45	1.38
1	bn	145	TYR	CD2-CE2	5.40	1.47	1.39
1	bR	11	VAL	CB-CG1	5.40	1.64	1.52
1	1f	158	LYS	CA-CB	5.40	1.65	1.53
1	cO	32	PHE	CG-CD1	5.40	1.46	1.38
1	1v	40	PHE	CE2-CZ	5.40	1.47	1.37
1	z	34	PRO	N-CD	-5.40	1.40	1.47
1	A	164	TYR	CB-CG	-5.40	1.43	1.51
1	gk	82	ARG	CD-NE	5.40	1.55	1.46
1	hX	213	GLU	CA-CB	5.40	1.65	1.53
1	2A	29	GLU	CG-CD	5.40	1.60	1.51
1	6j	44	SER	CA-CB	5.40	1.61	1.52
1	7i	45	GLU	CD-OE2	5.40	1.31	1.25
1	8R	32	PHE	CG-CD1	5.40	1.46	1.38
1	9b	133	TRP	CG-CD1	5.40	1.44	1.36
1	9c	80	TRP	CD2-CE2	5.40	1.47	1.41
1	cb	106	GLY	N-CA	-5.40	1.38	1.46
1	cs	225	GLY	CA-C	5.40	1.60	1.51
1	es	59	VAL	C-N	5.40	1.42	1.33
1	eD	1	PRO	N-CA	5.40	1.56	1.47
1	eH	76	GLU	CD-OE1	5.40	1.31	1.25
1	f3	101	GLY	N-CA	5.40	1.54	1.46
1	fM	45	GLU	CB-CG	5.40	1.62	1.52
1	ju	174	ALA	CA-CB	5.40	1.63	1.52
1	1W	206	GLY	N-CA	5.40	1.54	1.46
1	k4	90	PRO	N-CA	-5.40	1.38	1.47
1	21	98	GLU	CD-OE2	5.40	1.31	1.25
1	kT	110	THR	N-CA	-5.40	1.35	1.46
1	2h	79	GLU	CD-OE2	5.40	1.31	1.25

Continued on next page...

Continued from previous page...

Mol	Chain	Res	Type	Atoms	Z	Observed(Å)	Ideal(Å)
1	2I	149	SER	CA-CB	5.40	1.61	1.52
1	2O	50	GLN	CA-CB	5.40	1.65	1.53
1	4g	169	TYR	CE2-CZ	5.40	1.45	1.38
1	4R	123	PRO	N-CD	5.40	1.55	1.47
1	8x	102	SER	CA-CB	5.40	1.61	1.52
1	9E	1	PRO	N-CA	5.40	1.56	1.47
1	aH	115	ILE	C-N	5.40	1.42	1.33
1	aS	8	GLY	CA-C	-5.40	1.43	1.51
1	aS	159	GLU	CD-OE2	5.40	1.31	1.25
1	19	93	PRO	N-CD	-5.40	1.40	1.47
1	cx	112	GLN	CA-C	5.40	1.67	1.52
1	1g	71	GLU	CD-OE1	5.40	1.31	1.25
1	1j	161	PHE	CG-CD1	5.40	1.46	1.38
1	dK	178	SER	CA-CB	5.40	1.61	1.52
1	eJ	71	GLU	CG-CD	5.40	1.60	1.51
1	fM	76	GLU	CD-OE2	5.40	1.31	1.25
1	fT	175	GLU	CA-CB	5.40	1.65	1.53
1	l	133	TRP	NE1-CE2	-5.40	1.30	1.37
1	B	40	PHE	CG-CD2	5.40	1.46	1.38
1	hJ	46	GLY	CA-C	-5.40	1.43	1.51
1	iD	41	SER	CB-OG	5.40	1.49	1.42
1	iL	20	LEU	CA-C	-5.40	1.39	1.52
1	ks	41	SER	CA-CB	5.40	1.61	1.52
1	2Z	17	PRO	N-CA	5.40	1.56	1.47
1	56	132	ARG	CD-NE	5.40	1.55	1.46
1	5n	117	TRP	CZ2-CH2	5.40	1.47	1.37
1	6t	130	TYR	CG-CD1	5.40	1.46	1.39
1	6P	97	ARG	CZ-NH1	-5.40	1.26	1.33
1	6Q	77	ALA	CA-CB	5.40	1.63	1.52
1	b3	168	PHE	CG-CD2	5.40	1.46	1.38
1	L	22	ALA	CA-CB	5.40	1.63	1.52
1	im	146	SER	CA-CB	5.39	1.61	1.52
1	jc	145	TYR	CD2-CE2	5.39	1.47	1.39
1	jq	32	PHE	CG-CD2	5.39	1.46	1.38
1	jC	77	ALA	CA-CB	5.39	1.63	1.52
1	kl	128	GLU	CG-CD	5.39	1.60	1.51
1	23	82	ARG	CZ-NH2	-5.39	1.26	1.33
1	2m	12	HIS	N-CA	-5.39	1.35	1.46
1	3w	79	GLU	CB-CG	5.39	1.62	1.52
1	3H	160	PRO	CA-CB	5.39	1.64	1.53
1	46	1	PRO	N-CD	5.39	1.55	1.47
1	6O	187	GLU	CB-CG	5.39	1.62	1.52

Continued on next page...

Continued from previous page...

Mol	Chain	Res	Type	Atoms	Z	Observed(Å)	Ideal(Å)
1	79	149	SER	CA-CB	5.39	1.61	1.52
1	7O	145	TYR	CZ-OH	5.39	1.47	1.37
1	97	101	GLY	N-CA	5.39	1.54	1.46
1	9Z	173	ARG	CD-NE	5.39	1.55	1.46
1	c8	206	GLY	CA-C	5.39	1.60	1.51
1	d0	184	TRP	CD2-CE2	5.39	1.47	1.41
1	d2	125	PRO	N-CD	-5.39	1.40	1.47
1	dK	165	VAL	CB-CG2	5.39	1.64	1.52
1	eX	219	GLN	C-N	5.39	1.42	1.33
1	fT	169	TYR	CZ-OH	5.39	1.47	1.37
1	l	100	ARG	NE-CZ	5.39	1.40	1.33
1	v	187	GLU	CB-CG	5.39	1.62	1.52
1	A	160	PRO	N-CA	-5.39	1.38	1.47
1	H	122	PRO	CA-CB	5.39	1.64	1.53
1	gH	218	CYS	CB-SG	5.39	1.91	1.82
1	iA	28	GLU	CB-CG	5.39	1.62	1.52
1	ji	178	SER	CB-OG	5.39	1.49	1.42
1	k3	165	VAL	CB-CG2	5.39	1.64	1.52
1	ky	113	GLU	CB-CG	5.39	1.62	1.52
1	kz	175	GLU	CD-OE2	-5.39	1.19	1.25
1	2G	229	ARG	CD-NE	5.39	1.55	1.46
1	56	65	ALA	N-CA	5.39	1.57	1.46
1	5I	3	VAL	CB-CG1	5.39	1.64	1.52
1	6i	178	SER	CA-CB	5.39	1.61	1.52
1	6u	187	GLU	CG-CD	5.39	1.60	1.51
1	7k	104	ILE	CA-C	5.39	1.67	1.52
1	7R	97	ARG	CZ-NH1	-5.39	1.26	1.33
1	8h	149	SER	CB-OG	5.39	1.49	1.42
1	8y	126	VAL	C-N	5.39	1.42	1.33
1	96	169	TYR	CE2-CZ	5.39	1.45	1.38
1	aH	59	VAL	CB-CG2	5.39	1.64	1.52
1	b2	145	TYR	CZ-OH	5.39	1.47	1.37
1	eu	89	GLY	N-CA	5.39	1.54	1.46
1	f3	33	SER	CB-OG	-5.39	1.35	1.42
1	ly	33	SER	CA-CB	5.39	1.61	1.52
1	fE	176	GLN	CA-CB	5.39	1.65	1.53
1	g	121	ASN	C-N	5.39	1.44	1.34
1	gM	1	PRO	N-CD	5.39	1.55	1.47
1	hf	143	ARG	CZ-NH2	-5.39	1.26	1.33
1	hw	94	GLY	CA-C	5.39	1.60	1.51
1	jj	56	LEU	CA-CB	5.39	1.66	1.53
1	kv	97	ARG	CZ-NH1	-5.39	1.26	1.33

Continued on next page...

Continued from previous page...

Mol	Chain	Res	Type	Atoms	Z	Observed(Å)	Ideal(Å)
1	lM	130	TYR	N-CA	-5.39	1.35	1.46
1	2s	166	ASP	CA-CB	5.39	1.65	1.53
1	30	159	GLU	CG-CD	-5.39	1.43	1.51
1	3D	224	PRO	C-N	5.39	1.42	1.33
1	5f	28	GLU	CD-OE1	5.39	1.31	1.25
1	5k	101	GLY	N-CA	5.39	1.54	1.46
1	6Y	145	TYR	CG-CD1	5.39	1.46	1.39
1	7T	31	ALA	CA-CB	5.39	1.63	1.52
1	8u	18	ARG	CD-NE	5.39	1.55	1.46
1	9b	168	PHE	CE1-CZ	5.39	1.47	1.37
1	9g	133	TRP	CD2-CE3	-5.39	1.32	1.40
1	by	16	SER	CA-CB	5.39	1.61	1.52
1	bM	181	VAL	CB-CG1	5.39	1.64	1.52
1	d0	1	PRO	N-CA	5.39	1.56	1.47
1	dd	180	GLU	CG-CD	5.39	1.60	1.51
1	de	161	PHE	CG-CD2	5.39	1.46	1.38
1	ey	85	PRO	N-CD	-5.39	1.40	1.47
1	fq	168	PHE	CG-CD2	5.39	1.46	1.38
1	go	85	PRO	C-N	5.39	1.46	1.34
1	gL	130	TYR	CD1-CE1	5.39	1.47	1.39
1	h2	169	TYR	CD2-CE2	5.39	1.47	1.39
1	hW	64	ALA	N-CA	-5.39	1.35	1.46
1	io	80	TRP	CE2-CZ2	-5.39	1.30	1.39
1	j7	208	ALA	N-CA	-5.39	1.35	1.46
1	kk	99	PRO	N-CA	-5.39	1.38	1.47
1	2J	33	SER	CA-CB	5.39	1.61	1.52
1	2Z	195	ASN	CB-CG	5.39	1.63	1.51
1	4D	166	ASP	CA-CB	5.39	1.65	1.53
1	5J	154	ARG	NE-CZ	-5.39	1.26	1.33
1	7I	212	GLU	CD-OE1	5.39	1.31	1.25
1	aa	80	TRP	CE3-CZ3	5.39	1.47	1.38
1	c5	204	ALA	CA-CB	5.39	1.63	1.52
1	cf	130	TYR	CG-CD2	5.39	1.46	1.39
1	dv	102	SER	CA-CB	5.39	1.61	1.52
1	dG	18	ARG	CD-NE	5.39	1.55	1.46
1	el	79	GLU	CB-CG	5.39	1.62	1.52
1	d	169	TYR	CG-CD2	5.39	1.46	1.39
1	u	169	TYR	CE1-CZ	5.39	1.45	1.38
1	hr	61	GLY	CA-C	5.39	1.60	1.51
1	hY	149	SER	CB-OG	5.39	1.49	1.42
1	iL	14	ALA	CA-CB	5.39	1.63	1.52
1	jl	33	SER	CB-OG	5.39	1.49	1.42

Continued on next page...

Continued from previous page...

Mol	Chain	Res	Type	Atoms	Z	Observed(Å)	Ideal(Å)
1	39	98	GLU	CD-OE1	5.39	1.31	1.25
1	3X	168	PHE	CB-CG	5.39	1.60	1.51
1	58	90	PRO	N-CD	-5.39	1.40	1.47
1	af	164	TYR	CD1-CE1	5.39	1.47	1.39
1	b4	133	TRP	CD2-CE3	-5.39	1.32	1.40
1	fa	128	GLU	CD-OE2	5.39	1.31	1.25
1	T	133	TRP	CZ2-CH2	5.39	1.47	1.37
1	gc	133	TRP	CE3-CZ3	5.39	1.47	1.38
1	gE	117	TRP	CZ2-CH2	5.39	1.47	1.37
1	hD	130	TYR	CD1-CE1	5.39	1.47	1.39
1	i5	23	TRP	CG-CD2	-5.39	1.34	1.43
1	ij	28	GLU	CD-OE1	5.39	1.31	1.25
1	iE	49	PRO	N-CD	5.39	1.55	1.47
1	l0	164	TYR	CZ-OH	5.39	1.47	1.37
1	ly	28	GLU	CD-OE2	5.39	1.31	1.25
1	2b	181	VAL	CB-CG1	5.39	1.64	1.52
1	2e	154	ARG	CD-NE	5.39	1.55	1.46
1	33	133	TRP	CD2-CE2	-5.39	1.34	1.41
1	3Y	123	PRO	N-CA	5.39	1.56	1.47
1	73	213	GLU	CG-CD	5.39	1.60	1.51
1	8a	92	GLU	CD-OE2	5.39	1.31	1.25
1	9f	173	ARG	CD-NE	5.39	1.55	1.46
1	9K	147	PRO	N-CD	5.39	1.55	1.47
1	15	1	PRO	CA-C	-5.39	1.42	1.52
1	bz	75	GLU	CD-OE1	-5.39	1.19	1.25
1	c4	155	GLN	N-CA	-5.39	1.35	1.46
1	cw	165	VAL	CB-CG2	5.39	1.64	1.52
1	f7	40	PHE	CB-CG	5.39	1.60	1.51
1	1w	172	LEU	CA-CB	5.39	1.66	1.53
1	fn	175	GLU	CB-CG	5.39	1.62	1.52
1	g4	75	GLU	CD-OE1	5.39	1.31	1.25
1	gT	61	GLY	C-O	-5.38	1.15	1.23
1	is	133	TRP	CD2-CE2	5.38	1.47	1.41
1	iw	82	ARG	NE-CZ	5.38	1.40	1.33
1	ki	32	PHE	CE1-CZ	5.38	1.47	1.37
1	lg	97	ARG	CZ-NH1	-5.38	1.26	1.33
1	lM	82	ARG	CD-NE	5.38	1.55	1.46
1	2X	98	GLU	CB-CG	5.38	1.62	1.52
1	3E	206	GLY	CA-C	5.38	1.60	1.51
1	4A	132	ARG	CD-NE	5.38	1.55	1.46
1	4Q	169	TYR	CD1-CE1	5.38	1.47	1.39
1	9n	117	TRP	NE1-CE2	-5.38	1.30	1.37

Continued on next page...

Continued from previous page...

Mol	Chain	Res	Type	Atoms	Z	Observed(Å)	Ideal(Å)
1	11	41	SER	CA-CB	5.38	1.61	1.52
1	au	45	GLU	CB-CG	5.38	1.62	1.52
1	aM	84	HIS	CB-CG	5.38	1.59	1.50
1	bw	187	GLU	CD-OE2	5.38	1.31	1.25
1	cz	16	SER	CA-CB	5.38	1.61	1.52
1	dQ	40	PHE	CG-CD1	5.38	1.46	1.38
1	dQ	147	PRO	N-CD	-5.38	1.40	1.47
1	e1	62	HIS	CB-CG	-5.38	1.40	1.50
1	1O	173	ARG	CD-NE	5.38	1.55	1.46
1	ir	100	ARG	NE-CZ	-5.38	1.26	1.33
1	iT	169	TYR	CG-CD1	5.38	1.46	1.39
1	lJ	82	ARG	CA-CB	5.38	1.65	1.53
1	44	213	GLU	CD-OE1	-5.38	1.19	1.25
1	7i	21	ASN	CA-C	5.38	1.67	1.52
1	9v	44	SER	CB-OG	5.38	1.49	1.42
1	bu	145	TYR	CD1-CE1	5.38	1.47	1.39
1	cg	12	HIS	CB-CG	5.38	1.59	1.50
1	cY	32	PHE	CG-CD1	5.38	1.46	1.38
1	dk	122	PRO	CA-CB	5.38	1.64	1.53
1	iK	82	ARG	CZ-NH1	-5.38	1.26	1.33
1	iR	157	PRO	N-CD	-5.38	1.40	1.47
1	ks	29	GLU	CD-OE1	5.38	1.31	1.25
1	l0	32	PHE	CG-CD1	5.38	1.46	1.38
1	27	187	GLU	CD-OE2	5.38	1.31	1.25
1	lq	154	ARG	CD-NE	5.38	1.55	1.46
1	lu	117	TRP	CZ2-CH2	5.38	1.47	1.37
1	2y	33	SER	CB-OG	5.38	1.49	1.42
1	2Q	102	SER	CA-CB	5.38	1.61	1.52
1	4c	100	ARG	CZ-NH1	-5.38	1.26	1.33
1	4i	156	GLY	N-CA	5.38	1.54	1.46
1	4Y	29	GLU	CD-OE2	-5.38	1.19	1.25
1	6O	132	ARG	CD-NE	5.38	1.55	1.46
1	89	97	ARG	CZ-NH1	-5.38	1.26	1.33
1	a9	1	PRO	CA-CB	5.38	1.64	1.53
1	dJ	18	ARG	CZ-NH2	-5.38	1.26	1.33
1	1n	1	PRO	N-CD	5.38	1.55	1.47
1	gl	164	TYR	CE1-CZ	5.38	1.45	1.38
1	gr	146	SER	CA-CB	5.38	1.61	1.52
1	gE	35	GLU	CD-OE1	5.38	1.31	1.25
1	ig	34	PRO	CA-CB	-5.38	1.42	1.53
1	jT	169	TYR	CG-CD1	5.38	1.46	1.39
1	kU	184	TRP	CD2-CE3	5.38	1.48	1.40

Continued on next page...

Continued from previous page...

Mol	Chain	Res	Type	Atoms	Z	Observed(Å)	Ideal(Å)
1	2l	28	GLU	CB-CG	5.38	1.62	1.52
1	6n	82	ARG	CD-NE	5.38	1.55	1.46
1	6y	16	SER	CA-CB	5.38	1.61	1.52
1	6O	222	GLY	N-CA	5.38	1.54	1.46
1	76	180	GLU	CG-CD	5.38	1.60	1.51
1	aW	29	GLU	CD-OE1	5.38	1.31	1.25
1	17	166	ASP	CA-CB	5.38	1.65	1.53
1	17	169	TYR	CG-CD1	5.38	1.46	1.39
1	cv	169	TYR	CE2-CZ	5.38	1.45	1.38
1	e8	8	GLY	CA-C	-5.38	1.43	1.51
1	g0	117	TRP	CD2-CE3	-5.38	1.32	1.40
1	gW	159	GLU	CB-CG	5.38	1.62	1.52
1	h8	102	SER	CA-CB	-5.38	1.44	1.52
1	i6	34	PRO	N-CD	-5.38	1.40	1.47
1	iQ	116	GLY	N-CA	-5.38	1.38	1.46
1	jt	159	GLU	CB-CG	5.38	1.62	1.52
1	jR	160	PRO	CA-CB	5.38	1.64	1.53
1	lL	35	GLU	CG-CD	5.38	1.60	1.51
1	32	160	PRO	N-CD	-5.38	1.40	1.47
1	3a	133	TRP	CZ2-CH2	5.38	1.47	1.37
1	3n	18	ARG	CD-NE	5.38	1.55	1.46
1	5Q	35	GLU	CD-OE2	5.38	1.31	1.25
1	6d	33	SER	CB-OG	5.38	1.49	1.42
1	6x	130	TYR	CB-CG	5.38	1.59	1.51
1	7d	223	GLY	C-N	-5.38	1.24	1.34
1	7t	143	ARG	CD-NE	5.38	1.55	1.46
1	7z	133	TRP	CG-CD1	5.38	1.44	1.36
1	8f	7	GLN	CA-CB	5.38	1.65	1.53
1	8y	23	TRP	CD2-CE3	-5.38	1.32	1.40
1	8Y	187	GLU	CB-CG	5.38	1.62	1.52
1	11	127	GLY	N-CA	5.38	1.54	1.46
1	18	182	LYS	CE-NZ	-5.38	1.35	1.49
1	cc	168	PHE	CE2-CZ	5.38	1.47	1.37
1	d9	175	GLU	CD-OE2	-5.38	1.19	1.25
1	dg	206	GLY	N-CA	5.38	1.54	1.46
1	dq	145	TYR	CZ-OH	5.38	1.47	1.37
1	lx	90	PRO	N-CD	5.38	1.55	1.47
1	fl	161	PHE	CG-CD1	5.38	1.46	1.38
1	X	145	TYR	CG-CD1	5.38	1.46	1.39
1	1J	197	ASP	N-CA	-5.38	1.35	1.46
1	hQ	41	SER	CA-CB	5.38	1.61	1.52
1	hS	196	PRO	N-CD	-5.38	1.40	1.47

Continued on next page...

Continued from previous page...

Mol	Chain	Res	Type	Atoms	Z	Observed(Å)	Ideal(Å)
1	hY	205	LEU	CA-C	5.38	1.67	1.52
1	iq	4	GLN	CA-CB	5.38	1.65	1.53
1	iS	98	GLU	CD-OE1	-5.38	1.19	1.25
1	ka	146	SER	CB-OG	5.38	1.49	1.42
1	kt	23	TRP	NE1-CE2	5.38	1.44	1.37
1	kC	212	GLU	CD-OE1	5.38	1.31	1.25
1	kV	94	GLY	C-O	-5.38	1.15	1.23
1	ll	36	VAL	CB-CG1	5.38	1.64	1.52
1	35	130	TYR	CG-CD1	5.38	1.46	1.39
1	3T	212	GLU	N-CA	-5.38	1.35	1.46
1	4I	13	GLN	CG-CD	5.38	1.63	1.51
1	5i	196	PRO	N-CD	5.38	1.55	1.47
1	5V	145	TYR	CD1-CE1	5.38	1.47	1.39
1	5W	75	GLU	N-CA	-5.38	1.35	1.46
1	6d	102	SER	CA-CB	5.38	1.61	1.52
1	6h	169	TYR	CG-CD1	5.38	1.46	1.39
1	6I	95	GLN	CG-CD	5.38	1.63	1.51
1	7y	106	GLY	CA-C	-5.38	1.43	1.51
1	9P	117	TRP	CZ3-CH2	5.38	1.48	1.40
1	aq	18	ARG	CD-NE	5.38	1.55	1.46
1	cB	29	GLU	CB-CG	5.38	1.62	1.52
1	dE	145	TYR	CG-CD1	5.38	1.46	1.39
1	eQ	180	GLU	CG-CD	5.38	1.60	1.51
1	f0	187	GLU	CD-OE2	-5.38	1.19	1.25
1	1B	9	GLN	CA-CB	5.38	1.65	1.53
1	1	127	GLY	CA-C	5.38	1.60	1.51
1	gZ	23	TRP	CE2-CZ2	-5.38	1.30	1.39
1	hn	40	PHE	CD1-CE1	5.38	1.50	1.39
1	j7	161	PHE	CB-CG	-5.38	1.42	1.51
1	1X	198	CYS	CA-CB	5.38	1.65	1.53
1	lh	25	LYS	CA-CB	5.38	1.65	1.53
1	4h	26	VAL	CB-CG2	5.38	1.64	1.52
1	82	212	GLU	CG-CD	5.38	1.60	1.51
1	a3	24	VAL	CA-CB	5.38	1.66	1.54
1	fJ	162	ARG	CG-CD	5.38	1.65	1.51
1	gE	168	PHE	CG-CD2	5.37	1.46	1.38
1	1H	165	VAL	CB-CG1	5.37	1.64	1.52
1	ls	35	GLU	CG-CD	5.37	1.60	1.51
1	1A	117	TRP	NE1-CE2	-5.37	1.30	1.37
1	2t	79	GLU	CB-CG	5.37	1.62	1.52
1	2J	82	ARG	CD-NE	5.37	1.55	1.46
1	3l	82	ARG	NE-CZ	-5.37	1.26	1.33

Continued on next page...

Continued from previous page...

Mol	Chain	Res	Type	Atoms	Z	Observed(Å)	Ideal(Å)
1	6X	187	GLU	CD-OE2	5.37	1.31	1.25
1	7i	218	CYS	CB-SG	5.37	1.91	1.82
1	9s	97	ARG	CA-CB	5.37	1.65	1.53
1	bB	113	GLU	CG-CD	5.37	1.60	1.51
1	dQ	41	SER	CA-CB	5.37	1.61	1.52
1	lo	130	TYR	CG-CD1	5.37	1.46	1.39
1	es	92	GLU	CD-OE1	-5.37	1.19	1.25
1	f8	224	PRO	C-N	5.37	1.42	1.33
1	fy	40	PHE	CB-CG	5.37	1.60	1.51
1	1B	153	ILE	CA-CB	-5.37	1.42	1.54
1	C	195	ASN	C-N	5.37	1.44	1.34
1	gz	184	TRP	CA-CB	5.37	1.65	1.53
1	1I	109	SER	CA-CB	5.37	1.61	1.52
1	i9	78	ALA	CA-CB	5.37	1.63	1.52
1	iw	102	SER	CA-CB	5.37	1.61	1.52
1	1Y	178	SER	CA-CB	5.37	1.61	1.52
1	2i	99	PRO	CA-CB	-5.37	1.42	1.53
1	3G	162	ARG	CZ-NH1	-5.37	1.26	1.33
1	4o	122	PRO	N-CD	5.37	1.55	1.47
1	57	40	PHE	CG-CD1	5.37	1.46	1.38
1	6k	130	TYR	CG-CD2	5.37	1.46	1.39
1	8s	192	GLN	CA-CB	5.37	1.65	1.53
1	a3	224	PRO	C-N	5.37	1.42	1.33
1	a6	17	PRO	N-CD	-5.37	1.40	1.47
1	aK	170	LYS	CA-CB	5.37	1.65	1.53
1	bE	60	GLY	N-CA	-5.37	1.38	1.46
1	ci	142	VAL	CB-CG1	5.37	1.64	1.52
1	cG	130	TYR	CG-CD2	5.37	1.46	1.39
1	cN	112	GLN	CB-CG	5.37	1.67	1.52
1	cR	101	GLY	CA-C	-5.37	1.43	1.51
1	cW	164	TYR	CB-CG	5.37	1.59	1.51
1	1M	33	SER	CA-CB	5.37	1.61	1.52
1	jn	96	MET	CA-CB	5.37	1.65	1.53
1	ko	49	PRO	CA-CB	5.37	1.64	1.53
1	kA	98	GLU	CD-OE1	5.37	1.31	1.25
1	7y	164	TYR	CE1-CZ	5.37	1.45	1.38
1	16	146	SER	CA-CB	-5.37	1.44	1.52
1	bf	132	ARG	CZ-NH2	-5.37	1.26	1.33
1	1z	218	CYS	CB-SG	5.37	1.91	1.82
1	hA	175	GLU	CB-CG	5.37	1.62	1.52
1	ix	100	ARG	CD-NE	5.37	1.55	1.46
1	jb	80	TRP	NE1-CE2	-5.37	1.30	1.37

Continued on next page...

Continued from previous page...

Mol	Chain	Res	Type	Atoms	Z	Observed(Å)	Ideal(Å)
1	kH	164	TYR	CZ-OH	5.37	1.47	1.37
1	lN	57	ASN	CA-CB	5.37	1.67	1.53
1	3l	120	HIS	CA-C	5.37	1.67	1.52
1	3s	214	MET	CA-CB	5.37	1.65	1.53
1	4t	33	SER	CA-CB	5.37	1.61	1.52
1	5W	229	ARG	CD-NE	5.37	1.55	1.46
1	6k	230	VAL	CA-CB	-5.37	1.43	1.54
1	6x	164	TYR	CB-CG	-5.37	1.43	1.51
1	8D	223	GLY	C-N	-5.37	1.24	1.34
1	8F	41	SER	CA-CB	5.37	1.61	1.52
1	9N	80	TRP	N-CA	-5.37	1.35	1.46
1	aL	38	PRO	N-CD	-5.37	1.40	1.47
1	bn	1	PRO	N-CD	5.37	1.55	1.47
1	ck	1	PRO	N-CD	5.37	1.55	1.47
1	cr	19	THR	N-CA	5.37	1.57	1.46
1	cJ	145	TYR	CG-CD2	5.37	1.46	1.39
1	dq	159	GLU	CG-CD	5.37	1.60	1.51
1	dI	35	GLU	CG-CD	5.37	1.60	1.51
1	dW	33	SER	CA-CB	5.37	1.61	1.52
1	eV	177	ALA	CA-CB	5.37	1.63	1.52
1	lu	164	TYR	CE2-CZ	5.37	1.45	1.38
1	u	169	TYR	CB-CG	-5.37	1.43	1.51
1	gj	159	GLU	CG-CD	5.37	1.60	1.51
1	h7	126	VAL	C-N	5.37	1.42	1.33
1	iB	75	GLU	CD-OE1	5.37	1.31	1.25
1	jx	79	GLU	CG-CD	5.37	1.60	1.51
1	3T	198	CYS	CB-SG	-5.37	1.73	1.81
1	4H	169	TYR	CG-CD1	5.37	1.46	1.39
1	5u	117	TRP	NE1-CE2	5.37	1.44	1.37
1	6Y	162	ARG	CD-NE	5.37	1.55	1.46
1	9y	16	SER	C-N	5.37	1.44	1.34
1	Y	45	GLU	CA-CB	5.37	1.65	1.53
1	bv	92	GLU	CB-CG	5.37	1.62	1.52
1	bI	191	VAL	CA-C	-5.37	1.39	1.52
1	gv	33	SER	CB-OG	-5.37	1.35	1.42
1	ij	120	HIS	CB-CG	5.37	1.59	1.50
1	jF	23	TRP	CA-CB	5.37	1.65	1.53
1	6d	145	TYR	CD2-CE2	5.37	1.47	1.39
1	7Q	169	TYR	CE2-CZ	-5.37	1.31	1.38
1	aB	180	GLU	CG-CD	5.37	1.59	1.51
1	bk	88	ALA	N-CA	-5.37	1.35	1.46
1	br	187	GLU	CD-OE2	-5.37	1.19	1.25

Continued on next page...

Continued from previous page...

Mol	Chain	Res	Type	Atoms	Z	Observed(Å)	Ideal(Å)
1	bC	213	GLU	CB-CG	5.37	1.62	1.52
1	bQ	169	TYR	CZ-OH	5.37	1.47	1.37
1	bX	191	VAL	CB-CG1	5.37	1.64	1.52
1	d5	16	SER	CA-CB	5.37	1.60	1.52
1	do	164	TYR	CD2-CE2	5.37	1.47	1.39
1	eW	173	ARG	CD-NE	5.37	1.55	1.46
1	fc	6	LEU	CA-CB	5.37	1.66	1.53
1	N	162	ARG	CZ-NH2	-5.37	1.26	1.33
1	gN	33	SER	CA-CB	5.36	1.60	1.52
1	i4	52	LEU	CA-C	5.36	1.66	1.52
1	ji	98	GLU	CB-CG	5.36	1.62	1.52
1	jz	165	VAL	CB-CG1	5.36	1.64	1.52
1	kc	38	PRO	N-CD	5.36	1.55	1.47
1	kE	155	GLN	CG-CD	5.36	1.63	1.51
1	kN	229	ARG	CZ-NH1	-5.36	1.26	1.33
1	l1	168	PHE	CG-CD1	5.36	1.46	1.38
1	lf	127	GLY	CA-C	-5.36	1.43	1.51
1	2s	85	PRO	N-CD	-5.36	1.40	1.47
1	2u	223	GLY	CA-C	5.36	1.60	1.51
1	39	149	SER	CA-CB	5.36	1.60	1.52
1	5o	26	VAL	CB-CG1	5.36	1.64	1.52
1	5u	180	GLU	CG-CD	-5.36	1.44	1.51
1	5D	222	GLY	CA-C	-5.36	1.43	1.51
1	av	130	TYR	CE2-CZ	5.36	1.45	1.38
1	aP	33	SER	CA-CB	5.36	1.60	1.52
1	b4	100	ARG	CZ-NH2	-5.36	1.26	1.33
1	bo	37	ILE	C-N	5.36	1.44	1.34
1	c7	117	TRP	CE3-CZ3	5.36	1.47	1.38
1	cc	76	GLU	CA-CB	5.36	1.65	1.53
1	1h	44	SER	CA-CB	5.36	1.60	1.52
1	d7	184	TRP	NE1-CE2	-5.36	1.30	1.37
1	dE	40	PHE	CA-CB	5.36	1.65	1.53
1	e0	145	TYR	CE1-CZ	5.36	1.45	1.38
1	1s	23	TRP	CA-CB	5.36	1.65	1.53
1	eM	16	SER	CA-CB	5.36	1.60	1.52
1	fZ	44	SER	CA-CB	5.36	1.60	1.52
1	j	137	GLY	N-CA	-5.36	1.38	1.46
1	C	135	ILE	CA-CB	-5.36	1.42	1.54
1	gI	126	VAL	C-N	5.36	1.42	1.33
1	le	128	GLU	CB-CG	5.36	1.62	1.52
1	3c	213	GLU	CD-OE2	5.36	1.31	1.25
1	48	113	GLU	CD-OE2	5.36	1.31	1.25

Continued on next page...

Continued from previous page...

Mol	Chain	Res	Type	Atoms	Z	Observed(Å)	Ideal(Å)
1	5p	161	PHE	CB-CG	5.36	1.60	1.51
1	7r	187	GLU	CB-CG	5.36	1.62	1.52
1	aW	180	GLU	CB-CG	5.36	1.62	1.52
1	dL	75	GLU	CG-CD	-5.36	1.44	1.51
1	fb	164	TYR	CE1-CZ	5.36	1.45	1.38
1	gQ	102	SER	CA-CB	5.36	1.60	1.52
1	1G	82	ARG	CZ-NH1	5.36	1.40	1.33
1	1K	127	GLY	N-CA	5.36	1.54	1.46
1	iM	192	GLN	CA-CB	5.36	1.65	1.53
1	jp	32	PHE	CB-CG	5.36	1.60	1.51
1	jv	145	TYR	CE2-CZ	5.36	1.45	1.38
1	lr	160	PRO	N-CD	-5.36	1.40	1.47
1	28	145	TYR	CZ-OH	5.36	1.47	1.37
1	2s	137	GLY	CA-C	5.36	1.60	1.51
1	57	79	GLU	CD-OE2	5.36	1.31	1.25
1	5R	130	TYR	CZ-OH	5.36	1.47	1.37
1	60	80	TRP	NE1-CE2	5.36	1.44	1.37
1	6r	61	GLY	CA-C	-5.36	1.43	1.51
1	6P	225	GLY	CA-C	5.36	1.60	1.51
1	7p	154	ARG	CD-NE	5.36	1.55	1.46
1	7s	113	GLU	CD-OE2	5.36	1.31	1.25
1	8K	28	GLU	CB-CG	5.36	1.62	1.52
1	9W	130	TYR	CD2-CE2	5.36	1.47	1.39
1	bo	180	GLU	CD-OE2	5.36	1.31	1.25
1	cK	79	GLU	CD-OE1	5.36	1.31	1.25
1	cS	159	GLU	CG-CD	5.36	1.59	1.51
1	dC	175	GLU	CB-CG	5.36	1.62	1.52
1	ee	25	LYS	CA-CB	5.36	1.65	1.53
1	f8	133	TRP	CD1-NE1	-5.36	1.28	1.38
1	fT	169	TYR	CD1-CE1	5.36	1.47	1.39
1	g2	75	GLU	CB-CG	5.36	1.62	1.52
1	b	191	VAL	CA-CB	-5.36	1.43	1.54
1	e	97	ARG	CD-NE	5.36	1.55	1.46
1	6	160	PRO	CA-CB	-5.36	1.42	1.53
1	gp	18	ARG	N-CA	-5.36	1.35	1.46
1	gR	213	GLU	CG-CD	5.36	1.59	1.51
1	hI	224	PRO	C-N	5.36	1.42	1.33
1	hL	76	GLU	CD-OE1	5.36	1.31	1.25
1	il	175	GLU	CD-OE2	5.36	1.31	1.25
1	it	213	GLU	CD-OE2	5.36	1.31	1.25
1	jt	133	TRP	CD2-CE2	-5.36	1.34	1.41
1	kT	164	TYR	CB-CG	-5.36	1.43	1.51

Continued on next page...

Continued from previous page...

Mol	Chain	Res	Type	Atoms	Z	Observed(Å)	Ideal(Å)
1	2Y	42	ALA	CA-CB	5.36	1.63	1.52
1	96	17	PRO	CA-CB	5.36	1.64	1.53
1	9N	113	GLU	CB-CG	5.36	1.62	1.52
1	1a	28	GLU	CB-CG	5.36	1.62	1.52
1	dh	175	GLU	N-CA	5.36	1.57	1.46
1	em	40	PHE	CG-CD2	5.36	1.46	1.38
1	k	213	GLU	CD-OE1	5.36	1.31	1.25
1	E	130	TYR	CG-CD1	5.36	1.46	1.39
1	iE	221	VAL	C-N	5.36	1.42	1.33
1	iV	29	GLU	CB-CG	5.36	1.62	1.52
1	ji	132	ARG	CD-NE	5.36	1.55	1.46
1	kk	44	SER	CA-CB	5.36	1.60	1.52
1	4c	80	TRP	CG-CD1	5.36	1.44	1.36
1	4R	222	GLY	CA-C	-5.36	1.43	1.51
1	5Q	198	CYS	CB-SG	5.36	1.91	1.82
1	5R	125	PRO	N-CD	-5.36	1.40	1.47
1	6f	168	PHE	CE1-CZ	5.36	1.47	1.37
1	7o	28	GLU	CB-CG	5.36	1.62	1.52
1	9h	168	PHE	CG-CD1	5.36	1.46	1.38
1	9T	149	SER	CA-CB	5.36	1.60	1.52
1	bX	147	PRO	CA-C	5.36	1.63	1.52
1	cv	33	SER	CA-CB	-5.36	1.45	1.52
1	eC	60	GLY	CA-C	-5.36	1.43	1.51
1	eM	31	ALA	CA-CB	5.36	1.63	1.52
1	f6	129	ILE	CB-CG2	5.36	1.69	1.52
1	X	127	GLY	CA-C	-5.36	1.43	1.51
1	gz	130	TYR	CB-CG	5.36	1.59	1.51
1	hX	164	TYR	CG-CD1	5.36	1.46	1.39
1	i5	184	TRP	NE1-CE2	-5.36	1.30	1.37
1	1P	145	TYR	CE2-CZ	5.36	1.45	1.38
1	j8	149	SER	CB-OG	5.36	1.49	1.42
1	22	57	ASN	CB-CG	5.36	1.63	1.51
1	kQ	204	ALA	N-CA	-5.36	1.35	1.46
1	lf	82	ARG	CD-NE	5.36	1.55	1.46
1	2p	18	ARG	CZ-NH2	-5.36	1.26	1.33
1	2W	169	TYR	CE2-CZ	5.36	1.45	1.38
1	3Z	122	PRO	C-N	-5.36	1.24	1.34
1	5i	146	SER	CA-CB	5.36	1.60	1.52
1	5I	156	GLY	CA-C	-5.36	1.43	1.51
1	6Q	16	SER	CA-CB	5.36	1.60	1.52
1	ai	23	TRP	CD2-CE2	5.36	1.47	1.41
1	aS	147	PRO	N-CA	-5.36	1.38	1.47

Continued on next page...

Continued from previous page...

Mol	Chain	Res	Type	Atoms	Z	Observed(Å)	Ideal(Å)
1	c5	207	PRO	N-CD	-5.36	1.40	1.47
1	eE	79	GLU	CA-CB	5.36	1.65	1.53
1	fd	49	PRO	N-CA	-5.36	1.38	1.47
1	g6	159	GLU	CD-OE2	5.36	1.31	1.25
1	gn	5	ASN	CB-CG	5.35	1.63	1.51
1	hC	139	ASN	CA-CB	5.35	1.67	1.53
1	iR	51	ASP	CA-CB	5.35	1.65	1.53
1	jx	215	MET	CG-SD	5.35	1.95	1.81
1	jK	41	SER	CA-CB	5.35	1.60	1.52
1	k1	87	HIS	CB-CG	5.35	1.59	1.50
1	k5	130	TYR	CG-CD2	5.35	1.46	1.39
1	kJ	113	GLU	CD-OE1	-5.35	1.19	1.25
1	6t	75	GLU	CG-CD	5.35	1.59	1.51
1	8M	156	GLY	N-CA	5.35	1.54	1.46
1	br	132	ARG	CZ-NH2	-5.35	1.26	1.33
1	bF	29	GLU	CG-CD	5.35	1.59	1.51
1	dn	167	ARG	NE-CZ	5.35	1.40	1.33
1	dU	44	SER	CA-CB	5.35	1.60	1.52
1	gw	109	SER	CA-CB	5.35	1.60	1.52
1	lI	29	GLU	CB-CG	5.35	1.62	1.52
1	i0	149	SER	CB-OG	5.35	1.49	1.42
1	ie	180	GLU	N-CA	-5.35	1.35	1.46
1	iw	133	TRP	NE1-CE2	-5.35	1.30	1.37
1	iP	46	GLY	N-CA	5.35	1.54	1.46
1	jb	32	PHE	CG-CD2	5.35	1.46	1.38
1	jW	219	GLN	C-N	5.35	1.42	1.33
1	2R	41	SER	CA-CB	5.35	1.60	1.52
1	3d	117	TRP	CZ3-CH2	-5.35	1.31	1.40
1	5T	177	ALA	N-CA	-5.35	1.35	1.46
1	6t	23	TRP	CD2-CE2	5.35	1.47	1.41
1	6u	35	GLU	CD-OE2	-5.35	1.19	1.25
1	6T	98	GLU	C-N	5.35	1.44	1.34
1	7S	100	ARG	CZ-NH1	-5.35	1.26	1.33
1	8f	117	TRP	CG-CD1	5.35	1.44	1.36
1	97	32	PHE	CG-CD1	5.35	1.46	1.38
1	as	71	GLU	CD-OE1	5.35	1.31	1.25
1	e6	80	TRP	CE3-CZ3	5.35	1.47	1.38
1	eX	34	PRO	N-CD	-5.35	1.40	1.47
1	fr	34	PRO	N-CD	-5.35	1.40	1.47
1	x	178	SER	CA-CB	5.35	1.60	1.52
1	x	192	GLN	CA-CB	5.35	1.65	1.53
1	hT	212	GLU	CD-OE2	5.35	1.31	1.25

Continued on next page...

Continued from previous page...

Mol	Chain	Res	Type	Atoms	Z	Observed(Å)	Ideal(Å)
1	1P	117	TRP	NE1-CE2	5.35	1.44	1.37
1	j1	8	GLY	CA-C	-5.35	1.43	1.51
1	6M	130	TYR	CE2-CZ	5.35	1.45	1.38
1	8y	164	TYR	CG-CD1	5.35	1.46	1.39
1	8D	1	PRO	N-CD	5.35	1.55	1.47
1	6	46	GLY	CA-C	-5.35	1.43	1.51
1	gP	1	PRO	N-CD	5.35	1.55	1.47
1	jS	32	PHE	CG-CD1	5.35	1.46	1.38
1	kG	175	GLU	CD-OE2	5.35	1.31	1.25
1	kZ	146	SER	CB-OG	5.35	1.49	1.42
1	ls	28	GLU	CB-CG	5.35	1.62	1.52
1	lJ	12	HIS	CB-CG	5.35	1.59	1.50
1	2z	16	SER	CA-CB	5.35	1.60	1.52
1	3x	167	ARG	CZ-NH2	-5.35	1.26	1.33
1	46	98	GLU	N-CA	5.35	1.57	1.46
1	4f	97	ARG	NE-CZ	-5.35	1.26	1.33
1	4J	3	VAL	CB-CG1	5.35	1.64	1.52
1	7n	114	GLN	CG-CD	5.35	1.63	1.51
1	7R	145	TYR	CG-CD1	5.35	1.46	1.39
1	9v	178	SER	CA-CB	5.35	1.60	1.52
1	a7	40	PHE	CG-CD1	5.35	1.46	1.38
1	bp	132	ARG	CD-NE	5.35	1.55	1.46
1	bK	117	TRP	CG-CD1	5.35	1.44	1.36
1	ci	104	ILE	N-CA	5.35	1.57	1.46
1	fL	22	ALA	N-CA	-5.35	1.35	1.46
1	g3	78	ALA	CA-CB	5.35	1.63	1.52
1	6	179	GLN	CA-CB	5.35	1.65	1.53
1	gN	28	GLU	CB-CG	5.35	1.62	1.52
1	h1	117	TRP	CE2-CZ2	-5.35	1.30	1.39
1	j1	80	TRP	CE3-CZ3	5.35	1.47	1.38
1	jN	149	SER	CA-CB	5.35	1.60	1.52
1	29	124	ILE	N-CA	-5.35	1.35	1.46
1	2E	89	GLY	N-CA	5.35	1.54	1.46
1	2J	109	SER	CA-CB	5.35	1.60	1.52
1	3a	145	TYR	CE2-CZ	5.35	1.45	1.38
1	3g	97	ARG	CZ-NH2	-5.35	1.26	1.33
1	43	1	PRO	N-CD	5.35	1.55	1.47
1	4a	187	GLU	CB-CG	5.35	1.62	1.52
1	7p	219	GLN	CG-CD	5.35	1.63	1.51
1	9A	145	TYR	CG-CD1	5.35	1.46	1.39
1	au	39	MET	CA-CB	5.35	1.65	1.53
1	aT	117	TRP	CD2-CE2	5.35	1.47	1.41

Continued on next page...

Continued from previous page...

Mol	Chain	Res	Type	Atoms	Z	Observed(Å)	Ideal(Å)
1	bj	168	PHE	CB-CG	5.35	1.60	1.51
1	bJ	145	TYR	CG-CD2	5.35	1.46	1.39
1	c7	82	ARG	NE-CZ	-5.35	1.26	1.33
1	dR	164	TYR	CE2-CZ	5.35	1.45	1.38
1	eJ	177	ALA	CA-CB	5.35	1.63	1.52
1	f3	27	VAL	CA-CB	-5.35	1.43	1.54
1	0	78	ALA	CA-CB	5.35	1.63	1.52
1	1P	161	PHE	CA-CB	5.35	1.65	1.53
1	jY	82	ARG	NE-CZ	-5.35	1.26	1.33
1	23	145	TYR	CZ-OH	5.35	1.47	1.37
1	lF	113	GLU	CD-OE1	5.35	1.31	1.25
1	3G	1	PRO	N-CA	5.35	1.56	1.47
1	4X	12	HIS	CB-CG	5.35	1.59	1.50
1	5U	32	PHE	CE1-CZ	5.35	1.47	1.37
1	6v	212	GLU	CG-CD	-5.35	1.44	1.51
1	9d	180	GLU	CB-CG	5.35	1.62	1.52
1	bq	132	ARG	CD-NE	5.35	1.55	1.46
1	gd	156	GLY	CA-C	5.34	1.60	1.51
1	gg	213	GLU	CB-CG	5.34	1.62	1.52
1	gQ	71	GLU	CB-CG	5.34	1.62	1.52
1	hb	121	ASN	C-N	-5.34	1.24	1.34
1	i5	122	PRO	N-CD	-5.34	1.40	1.47
1	iQ	164	TYR	CZ-OH	5.34	1.47	1.37
1	jf	122	PRO	N-CD	-5.34	1.40	1.47
1	jw	45	GLU	CD-OE1	5.34	1.31	1.25
1	jG	40	PHE	CE1-CZ	5.34	1.47	1.37
1	kL	23	TRP	NE1-CE2	-5.34	1.30	1.37
1	lp	117	TRP	CD1-NE1	5.34	1.47	1.38
1	3i	126	VAL	CA-CB	5.34	1.66	1.54
1	3t	173	ARG	CZ-NH1	-5.34	1.26	1.33
1	3G	175	GLU	CD-OE1	-5.34	1.19	1.25
1	3U	175	GLU	N-CA	5.34	1.57	1.46
1	4R	191	VAL	CA-CB	-5.34	1.43	1.54
1	4T	149	SER	N-CA	5.34	1.57	1.46
1	5v	162	ARG	CZ-NH1	-5.34	1.26	1.33
1	7t	159	GLU	CB-CG	5.34	1.62	1.52
1	7Y	1	PRO	N-CD	5.34	1.55	1.47
1	8h	109	SER	CA-CB	5.34	1.60	1.52
1	8T	192	GLN	CG-CD	5.34	1.63	1.51
1	9s	168	PHE	CG-CD1	5.34	1.46	1.38
1	9K	145	TYR	CZ-OH	5.34	1.47	1.37
1	ah	76	GLU	CG-CD	-5.34	1.44	1.51

Continued on next page...

Continued from previous page...

Mol	Chain	Res	Type	Atoms	Z	Observed(Å)	Ideal(Å)
1	b7	132	ARG	CD-NE	5.34	1.55	1.46
1	bQ	41	SER	CB-OG	5.34	1.49	1.42
1	cz	98	GLU	CB-CG	5.34	1.62	1.52
1	e5	45	GLU	CB-CG	5.34	1.62	1.52
1	eq	26	VAL	CB-CG2	5.34	1.64	1.52
1	fg	222	GLY	N-CA	5.34	1.54	1.46
1	fY	27	VAL	CB-CG2	5.34	1.64	1.52
1	b	130	TYR	CZ-OH	5.34	1.47	1.37
1	gt	40	PHE	CG-CD1	5.34	1.46	1.38
1	h0	174	ALA	CA-CB	5.34	1.63	1.52
1	3J	206	GLY	N-CA	-5.34	1.38	1.46
1	4h	173	ARG	CD-NE	5.34	1.55	1.46
1	5J	128	GLU	CD-OE2	5.34	1.31	1.25
1	6h	94	GLY	CA-C	-5.34	1.43	1.51
1	8K	117	TRP	CD2-CE2	5.34	1.47	1.41
1	9t	61	GLY	CA-C	-5.34	1.43	1.51
1	18	117	TRP	CD2-CE3	-5.34	1.32	1.40
1	bu	33	SER	CA-CB	5.34	1.60	1.52
1	bA	18	ARG	CZ-NH1	-5.34	1.26	1.33
1	cC	145	TYR	CE2-CZ	5.34	1.45	1.38
1	eX	86	VAL	CB-CG1	5.34	1.64	1.52
1	f2	190	LEU	CA-CB	5.34	1.66	1.53
1	fb	169	TYR	CE2-CZ	5.34	1.45	1.38
1	hf	92	GLU	CD-OE1	5.34	1.31	1.25
1	iz	187	GLU	CB-CG	5.34	1.62	1.52
1	iT	222	GLY	C-N	5.34	1.42	1.33
1	ks	79	GLU	CD-OE1	5.34	1.31	1.25
1	kD	59	VAL	CB-CG1	5.34	1.64	1.52
1	kI	35	GLU	CB-CG	5.34	1.62	1.52
1	kR	49	PRO	N-CD	-5.34	1.40	1.47
1	l9	137	GLY	CA-C	5.34	1.60	1.51
1	lk	164	TYR	CD2-CE2	5.34	1.47	1.39
1	lu	109	SER	CA-CB	5.34	1.60	1.52
1	2V	63	GLN	CD-NE2	5.34	1.46	1.32
1	41	133	TRP	NE1-CE2	-5.34	1.30	1.37
1	48	146	SER	CA-CB	5.34	1.60	1.52
1	4v	32	PHE	CG-CD1	5.34	1.46	1.38
1	56	16	SER	CB-OG	5.34	1.49	1.42
1	6G	169	TYR	CE1-CZ	5.34	1.45	1.38
1	7D	61	GLY	N-CA	5.34	1.54	1.46
1	7Q	122	PRO	CA-C	5.34	1.63	1.52
1	7W	76	GLU	CD-OE1	5.34	1.31	1.25

Continued on next page...

Continued from previous page...

Mol	Chain	Res	Type	Atoms	Z	Observed(Å)	Ideal(Å)
1	83	59	VAL	C-N	5.34	1.42	1.33
1	8o	183	ASN	CA-CB	5.34	1.67	1.53
1	8P	113	GLU	CD-OE1	5.34	1.31	1.25
1	Z	209	ALA	N-CA	-5.34	1.35	1.46
1	ab	128	GLU	CB-CG	5.34	1.62	1.52
1	aL	225	GLY	CA-C	-5.34	1.43	1.51
1	aP	175	GLU	CD-OE2	5.34	1.31	1.25
1	cv	133	TRP	CZ3-CH2	-5.34	1.31	1.40
1	da	106	GLY	CA-C	5.34	1.60	1.51
1	f8	32	PHE	CB-CG	-5.34	1.42	1.51
1	M	223	GLY	CA-C	5.34	1.60	1.51
1	U	173	ARG	CB-CG	5.34	1.67	1.52
1	gy	161	PHE	CG-CD2	5.34	1.46	1.38
1	gT	159	GLU	CG-CD	5.34	1.59	1.51
1	iR	79	GLU	CD-OE2	-5.34	1.19	1.25
1	k9	169	TYR	CE2-CZ	5.34	1.45	1.38
1	la	16	SER	CB-OG	5.34	1.49	1.42
1	lg	18	ARG	CD-NE	5.34	1.55	1.46
1	lI	223	GLY	CA-C	-5.34	1.43	1.51
1	2c	85	PRO	CA-C	-5.34	1.42	1.52
1	3T	117	TRP	CZ3-CH2	5.34	1.48	1.40
1	5x	18	ARG	CD-NE	5.34	1.55	1.46
1	63	90	PRO	N-CD	5.34	1.55	1.47
1	6D	40	PHE	CG-CD2	5.34	1.46	1.38
1	6O	196	PRO	N-CA	5.34	1.56	1.47
1	8g	29	GLU	CB-CG	5.34	1.62	1.52
1	17	92	GLU	CB-CG	5.34	1.62	1.52
1	bi	177	ALA	CA-CB	5.34	1.63	1.52
1	bB	39	MET	CA-CB	5.34	1.65	1.53
1	cj	173	ARG	CA-CB	5.34	1.65	1.53
1	eI	45	GLU	CB-CG	5.34	1.62	1.52
1	fK	183	ASN	CB-CG	5.34	1.63	1.51
1	fZ	169	TYR	CB-CG	5.34	1.59	1.51
1	0	207	PRO	N-CD	5.34	1.55	1.47
1	gn	181	VAL	CB-CG2	5.34	1.64	1.52
1	ka	116	GLY	N-CA	-5.34	1.38	1.46
1	kb	35	GLU	CB-CG	5.34	1.62	1.52
1	2F	162	ARG	CD-NE	5.34	1.55	1.46
1	4z	45	GLU	N-CA	5.34	1.57	1.46
1	51	223	GLY	CA-C	5.34	1.60	1.51
1	5w	191	VAL	N-CA	-5.34	1.35	1.46
1	7R	28	GLU	CB-CG	5.34	1.62	1.52

Continued on next page...

Continued from previous page...

Mol	Chain	Res	Type	Atoms	Z	Observed(Å)	Ideal(Å)
1	7Y	80	TRP	CD2-CE2	5.34	1.47	1.41
1	87	175	GLU	CD-OE1	-5.34	1.19	1.25
1	8z	132	ARG	CD-NE	5.34	1.55	1.46
1	9D	169	TYR	CD1-CE1	5.34	1.47	1.39
1	9X	102	SER	CA-CB	5.34	1.60	1.52
1	b2	28	GLU	CG-CD	-5.34	1.44	1.51
1	cR	212	GLU	CG-CD	5.34	1.59	1.51
1	dD	168	PHE	CG-CD2	5.34	1.46	1.38
1	dO	145	TYR	CZ-OH	5.34	1.47	1.37
1	e5	8	GLY	N-CA	5.34	1.54	1.46
1	T	132	ARG	CZ-NH2	-5.34	1.26	1.33
1	hk	147	PRO	CA-C	-5.34	1.42	1.52
1	1M	146	SER	CB-OG	5.34	1.49	1.42
1	hW	28	GLU	CD-OE2	5.34	1.31	1.25
1	if	56	LEU	CA-CB	5.34	1.66	1.53
1	iU	79	GLU	CB-CG	5.34	1.62	1.52
1	ko	100	ARG	CD-NE	5.34	1.55	1.46
1	40	143	ARG	CZ-NH1	-5.34	1.26	1.33
1	4m	32	PHE	CE2-CZ	5.34	1.47	1.37
1	4o	97	ARG	CA-CB	5.34	1.65	1.53
1	4E	130	TYR	CE1-CZ	5.34	1.45	1.38
1	5b	116	GLY	C-O	-5.34	1.15	1.23
1	5I	113	GLU	CG-CD	5.34	1.59	1.51
1	9k	28	GLU	CD-OE1	5.34	1.31	1.25
1	9K	130	TYR	CG-CD1	5.34	1.46	1.39
1	9T	117	TRP	N-CA	5.34	1.57	1.46
1	a0	109	SER	CB-OG	5.34	1.49	1.42
1	ap	61	GLY	N-CA	5.34	1.54	1.46
1	aJ	212	GLU	CG-CD	5.34	1.59	1.51
1	1a	169	TYR	CE2-CZ	5.34	1.45	1.38
1	bS	196	PRO	N-CA	-5.34	1.38	1.47
1	c4	130	TYR	CE2-CZ	5.34	1.45	1.38
1	cb	146	SER	CA-CB	5.34	1.60	1.52
1	du	162	ARG	CD-NE	5.34	1.55	1.46
1	dC	219	GLN	C-N	5.34	1.42	1.33
1	dZ	226	HIS	CB-CG	5.34	1.59	1.50
1	1u	164	TYR	CD1-CE1	5.34	1.47	1.39
1	gT	184	TRP	NE1-CE2	-5.33	1.30	1.37
1	ht	40	PHE	CG-CD2	5.33	1.46	1.38
1	hA	92	GLU	CG-CD	5.33	1.59	1.51
1	lJ	32	PHE	CG-CD2	5.33	1.46	1.38
1	2m	187	GLU	CB-CG	5.33	1.62	1.52

Continued on next page...

Continued from previous page...

Mol	Chain	Res	Type	Atoms	Z	Observed(Å)	Ideal(Å)
1	32	28	GLU	CD-OE2	-5.33	1.19	1.25
1	4K	35	GLU	CD-OE1	5.33	1.31	1.25
1	4N	169	TYR	CG-CD2	5.33	1.46	1.39
1	5f	152	ASP	CA-CB	5.33	1.65	1.53
1	8l	125	PRO	N-CD	5.33	1.55	1.47
1	bG	159	GLU	CB-CG	5.33	1.62	1.52
1	dK	145	TYR	CG-CD2	5.33	1.46	1.39
1	v	197	ASP	N-CA	-5.33	1.35	1.46
1	6	175	GLU	CG-CD	5.33	1.59	1.51
1	hO	160	PRO	N-CD	-5.33	1.40	1.47
1	jj	93	PRO	N-CD	-5.33	1.40	1.47
1	jy	201	ILE	C-N	5.33	1.46	1.34
1	kX	209	ALA	CA-CB	5.33	1.63	1.52
1	49	187	GLU	N-CA	-5.33	1.35	1.46
1	4s	167	ARG	CD-NE	5.33	1.55	1.46
1	6q	164	TYR	CZ-OH	5.33	1.47	1.37
1	6P	229	ARG	CD-NE	5.33	1.55	1.46
1	8O	149	SER	CA-CB	5.33	1.60	1.52
1	aM	20	LEU	N-CA	5.33	1.57	1.46
1	cm	71	GLU	C-N	5.33	1.46	1.34
1	cJ	84	HIS	C-N	-5.33	1.24	1.34
1	dT	225	GLY	N-CA	5.33	1.54	1.46
1	eD	178	SER	CA-CB	5.33	1.60	1.52
1	fU	82	ARG	CZ-NH1	-5.33	1.26	1.33
1	g4	16	SER	CA-CB	5.33	1.60	1.52
1	l	71	GLU	CB-CG	5.33	1.62	1.52
1	H	184	TRP	CD2-CE2	5.33	1.47	1.41
1	1L	217	ALA	CA-CB	5.33	1.63	1.52
1	iD	44	SER	CA-CB	5.33	1.60	1.52
1	iE	117	TRP	NE1-CE2	-5.33	1.30	1.37
1	1U	157	PRO	N-CD	-5.33	1.40	1.47
1	jz	199	LYS	CD-CE	5.33	1.64	1.51
1	kl	141	ILE	CA-C	5.33	1.66	1.52
1	3s	35	GLU	CG-CD	5.33	1.59	1.51
1	4t	18	ARG	CD-NE	5.33	1.55	1.46
1	5e	222	GLY	N-CA	-5.33	1.38	1.46
1	7d	100	ARG	C-N	5.33	1.42	1.33
1	7X	96	MET	CA-CB	5.33	1.65	1.53
1	8p	28	GLU	CD-OE1	-5.33	1.19	1.25
1	8D	162	ARG	CD-NE	5.33	1.55	1.46
1	8K	160	PRO	N-CD	-5.33	1.40	1.47
1	9s	133	TRP	CE2-CZ2	-5.33	1.30	1.39

Continued on next page...

Continued from previous page...

Mol	Chain	Res	Type	Atoms	Z	Observed(Å)	Ideal(Å)
1	aD	164	TYR	CG-CD1	5.33	1.46	1.39
1	bP	169	TYR	CD2-CE2	5.33	1.47	1.39
1	c4	120	HIS	CB-CG	-5.33	1.40	1.50
1	1d	46	GLY	CA-C	-5.33	1.43	1.51
1	1e	35	GLU	CG-CD	5.33	1.59	1.51
1	cY	180	GLU	CD-OE1	5.33	1.31	1.25
1	cY	184	TRP	NE1-CE2	-5.33	1.30	1.37
1	e6	126	VAL	CB-CG2	5.33	1.64	1.52
1	en	58	THR	N-CA	5.33	1.57	1.46
1	eu	28	GLU	CB-CG	5.33	1.62	1.52
1	eH	117	TRP	NE1-CE2	-5.33	1.30	1.37
1	gJ	42	ALA	CA-CB	5.33	1.63	1.52
1	j7	132	ARG	CZ-NH1	-5.33	1.26	1.33
1	ku	71	GLU	N-CA	-5.33	1.35	1.46
1	l6	143	ARG	CD-NE	5.33	1.55	1.46
1	2F	76	GLU	CD-OE2	5.33	1.31	1.25
1	4q	23	TRP	NE1-CE2	-5.33	1.30	1.37
1	7N	18	ARG	CZ-NH1	-5.33	1.26	1.33
1	8j	88	ALA	C-N	5.33	1.42	1.33
1	9v	147	PRO	CA-C	-5.33	1.42	1.52
1	ah	94	GLY	N-CA	5.33	1.54	1.46
1	cP	143	ARG	CD-NE	5.33	1.55	1.46
1	d5	28	GLU	CB-CG	5.33	1.62	1.52
1	eg	178	SER	CA-CB	5.33	1.60	1.52
1	ei	22	ALA	CA-CB	5.33	1.63	1.52
1	eK	164	TYR	CE1-CZ	5.33	1.45	1.38
1	1x	169	TYR	CB-CG	5.33	1.59	1.51
1	gg	82	ARG	CD-NE	5.33	1.55	1.46
1	gw	28	GLU	CB-CG	5.33	1.62	1.52
1	1J	76	GLU	CA-CB	5.33	1.65	1.53
1	hz	162	ARG	CZ-NH1	-5.33	1.26	1.33
1	ib	178	SER	CB-OG	5.33	1.49	1.42
1	iD	73	ILE	CA-CB	-5.33	1.42	1.54
1	iM	93	PRO	CA-CB	5.33	1.64	1.53
1	1Y	90	PRO	CA-C	5.33	1.63	1.52
1	2S	23	TRP	NE1-CE2	-5.33	1.30	1.37
1	2X	133	TRP	CG-CD1	5.33	1.44	1.36
1	39	133	TRP	CZ3-CH2	5.33	1.48	1.40
1	3t	1	PRO	N-CA	5.33	1.56	1.47
1	3D	149	SER	CA-CB	5.33	1.60	1.52
1	5o	33	SER	CB-OG	5.33	1.49	1.42
1	7E	177	ALA	CA-C	5.33	1.66	1.52

Continued on next page...

Continued from previous page...

Mol	Chain	Res	Type	Atoms	Z	Observed(Å)	Ideal(Å)
1	8b	100	ARG	CD-NE	5.33	1.55	1.46
1	8U	47	ALA	N-CA	-5.33	1.35	1.46
1	98	223	GLY	N-CA	5.33	1.54	1.46
1	9p	212	GLU	CB-CG	5.33	1.62	1.52
1	9t	77	ALA	CA-CB	5.33	1.63	1.52
1	bk	75	GLU	CD-OE2	5.33	1.31	1.25
1	bI	71	GLU	CD-OE2	5.33	1.31	1.25
1	bO	225	GLY	CA-C	5.33	1.60	1.51
1	cx	25	LYS	CA-CB	5.33	1.65	1.53
1	da	173	ARG	CD-NE	5.33	1.55	1.46
1	eH	86	VAL	N-CA	5.33	1.57	1.46
1	ih	146	SER	CA-CB	5.33	1.60	1.52
1	iS	76	GLU	CB-CG	5.33	1.62	1.52
1	jm	137	GLY	CA-C	-5.33	1.43	1.51
1	ju	169	TYR	CE1-CZ	5.33	1.45	1.38
1	lw	99	PRO	N-CD	-5.33	1.40	1.47
1	3h	23	TRP	CE2-CZ2	-5.33	1.30	1.39
1	5r	92	GLU	CB-CG	5.33	1.62	1.52
1	8z	127	GLY	C-O	-5.33	1.15	1.23
1	8E	221	VAL	C-N	5.33	1.42	1.33
1	bC	195	ASN	CA-CB	5.33	1.67	1.53
1	bR	98	GLU	CB-CG	5.33	1.62	1.52
1	eL	226	HIS	CB-CG	5.33	1.59	1.50
1	fm	187	GLU	CD-OE2	5.33	1.31	1.25
1	E	16	SER	CA-CB	5.33	1.60	1.52
1	i0	50	GLN	CG-CD	5.33	1.63	1.51
1	io	101	GLY	CA-C	5.33	1.60	1.51
1	kD	127	GLY	N-CA	-5.33	1.38	1.46
1	l0	162	ARG	CD-NE	5.33	1.55	1.46
1	3i	173	ARG	CD-NE	5.33	1.55	1.46
1	43	194	ALA	CA-CB	5.33	1.63	1.52
1	7R	222	GLY	C-N	5.33	1.42	1.33
1	8a	113	GLU	CD-OE1	5.33	1.31	1.25
1	8X	130	TYR	CD2-CE2	5.33	1.47	1.39
1	8Y	34	PRO	N-CD	5.33	1.55	1.47
1	9m	146	SER	CA-CB	5.33	1.60	1.52
1	9R	169	TYR	CG-CD1	5.33	1.46	1.39
1	aI	130	TYR	CG-CD1	5.33	1.46	1.39
1	aR	143	ARG	CD-NE	5.33	1.55	1.46
1	b6	213	GLU	CD-OE2	5.33	1.31	1.25
1	c4	87	HIS	C-N	5.33	1.46	1.34
1	dn	228	ALA	CA-CB	5.33	1.63	1.52

Continued on next page...

Continued from previous page...

Mol	Chain	Res	Type	Atoms	Z	Observed(Å)	Ideal(Å)
1	du	184	TRP	NE1-CE2	-5.33	1.30	1.37
1	dV	92	GLU	CG-CD	5.33	1.59	1.51
1	fy	145	TYR	CG-CD2	5.33	1.46	1.39
1	fU	187	GLU	CG-CD	-5.33	1.44	1.51
1	Q	169	TYR	CG-CD1	5.33	1.46	1.39
1	gy	32	PHE	CA-CB	5.32	1.65	1.53
1	iG	130	TYR	CE2-CZ	5.32	1.45	1.38
1	jg	41	SER	CB-OG	5.32	1.49	1.42
1	kG	130	TYR	CE1-CZ	5.32	1.45	1.38
1	l7	169	TYR	CG-CD1	5.32	1.46	1.39
1	2f	97	ARG	CZ-NH1	-5.32	1.26	1.33
1	30	18	ARG	CZ-NH2	-5.32	1.26	1.33
1	6Z	184	TRP	CD2-CE2	-5.32	1.34	1.41
1	8x	42	ALA	CA-CB	5.32	1.63	1.52
1	9k	89	GLY	C-N	5.32	1.44	1.34
1	a8	100	ARG	CZ-NH2	-5.32	1.26	1.33
1	bh	83	LEU	N-CA	5.32	1.56	1.46
1	c2	164	TYR	CG-CD2	5.32	1.46	1.39
1	ds	28	GLU	CD-OE2	5.32	1.31	1.25
1	dT	80	TRP	CG-CD1	5.32	1.44	1.36
1	dV	178	SER	CA-CB	5.32	1.60	1.52
1	fo	173	ARG	CD-NE	5.32	1.55	1.46
1	gg	130	TYR	CG-CD1	5.32	1.46	1.39
1	hs	164	TYR	CZ-OH	5.32	1.46	1.37
1	kT	196	PRO	N-CA	5.32	1.56	1.47
1	2Y	41	SER	CA-CB	5.32	1.60	1.52
1	3z	164	TYR	CG-CD1	5.32	1.46	1.39
1	41	180	GLU	CG-CD	5.32	1.59	1.51
1	4g	68	MET	CA-CB	5.32	1.65	1.53
1	5h	79	GLU	N-CA	5.32	1.56	1.46
1	7t	85	PRO	N-CA	-5.32	1.38	1.47
1	8h	117	TRP	CD2-CE2	5.32	1.47	1.41
1	bX	161	PHE	CG-CD1	5.32	1.46	1.38
1	cu	173	ARG	CD-NE	5.32	1.55	1.46
1	dP	184	TRP	CA-CB	5.32	1.65	1.53
1	dT	23	TRP	CD2-CE2	5.32	1.47	1.41
1	fT	28	GLU	CG-CD	5.32	1.59	1.51
1	z	133	TRP	NE1-CE2	-5.32	1.30	1.37
1	gS	220	GLY	CA-C	-5.32	1.43	1.51
1	hD	76	GLU	CB-CG	5.32	1.62	1.52
1	iA	122	PRO	N-CD	-5.32	1.40	1.47
1	j1	67	GLN	CA-CB	5.32	1.65	1.53

Continued on next page...

Continued from previous page...

Mol	Chain	Res	Type	Atoms	Z	Observed(Å)	Ideal(Å)
1	j9	49	PRO	N-CD	-5.32	1.40	1.47
1	jy	164	TYR	CG-CD1	5.32	1.46	1.39
1	jE	154	ARG	CD-NE	5.32	1.55	1.46
1	kt	80	TRP	CB-CG	-5.32	1.40	1.50
1	2H	146	SER	CA-CB	5.32	1.60	1.52
1	4F	180	GLU	CA-CB	5.32	1.65	1.53
1	68	36	VAL	CB-CG1	5.32	1.64	1.52
1	6u	92	GLU	CD-OE1	5.32	1.31	1.25
1	7w	106	GLY	CA-C	-5.32	1.43	1.51
1	7M	142	VAL	CA-CB	-5.32	1.43	1.54
1	7S	99	PRO	CA-C	-5.32	1.42	1.52
1	89	16	SER	CA-CB	5.32	1.60	1.52
1	8J	187	GLU	CD-OE1	5.32	1.31	1.25
1	9r	154	ARG	CZ-NH1	-5.32	1.26	1.33
1	aU	98	GLU	CG-CD	5.32	1.59	1.51
1	be	146	SER	CA-CB	5.32	1.60	1.52
1	c8	71	GLU	CD-OE1	5.32	1.31	1.25
1	cM	12	HIS	CB-CG	5.32	1.59	1.50
1	dL	122	PRO	N-CD	5.32	1.55	1.47
1	f7	98	GLU	CD-OE1	5.32	1.31	1.25
1	fl	18	ARG	CZ-NH2	5.32	1.40	1.33
1	fR	79	GLU	CD-OE2	5.32	1.31	1.25
1	fX	8	GLY	N-CA	5.32	1.54	1.46
1	T	220	GLY	CA-C	-5.32	1.43	1.51
1	hi	28	GLU	CG-CD	5.32	1.59	1.51
1	ix	84	HIS	CB-CG	5.32	1.59	1.50
1	iO	196	PRO	CA-C	-5.32	1.42	1.52
1	3y	180	GLU	CD-OE2	-5.32	1.19	1.25
1	6y	79	GLU	CD-OE1	5.32	1.31	1.25
1	7m	145	TYR	CG-CD1	5.32	1.46	1.39
1	8t	7	GLN	CG-CD	5.32	1.63	1.51
1	16	133	TRP	CZ3-CH2	-5.32	1.31	1.40
1	19	18	ARG	CZ-NH2	-5.32	1.26	1.33
1	1d	17	PRO	N-CA	5.32	1.56	1.47
1	d1	180	GLU	CB-CG	5.32	1.62	1.52
1	1J	184	TRP	NE1-CE2	5.32	1.44	1.37
1	1P	146	SER	CA-CB	5.32	1.60	1.52
1	iQ	40	PHE	CE2-CZ	5.32	1.47	1.37
1	jg	79	GLU	CD-OE1	-5.32	1.19	1.25
1	kh	32	PHE	CB-CG	-5.32	1.42	1.51
1	kj	159	GLU	CD-OE2	5.32	1.31	1.25
1	lv	18	ARG	CD-NE	5.32	1.55	1.46

Continued on next page...

Continued from previous page...

Mol	Chain	Res	Type	Atoms	Z	Observed(Å)	Ideal(Å)
1	lG	49	PRO	N-CD	-5.32	1.40	1.47
1	3u	146	SER	CA-CB	5.32	1.60	1.52
1	5a	187	GLU	CD-OE1	5.32	1.31	1.25
1	5r	59	VAL	C-N	5.32	1.42	1.33
1	69	89	GLY	C-N	-5.32	1.24	1.34
1	6y	143	ARG	CD-NE	5.32	1.55	1.46
1	6F	161	PHE	CE2-CZ	5.32	1.47	1.37
1	89	27	VAL	N-CA	-5.32	1.35	1.46
1	8h	45	GLU	C-N	5.32	1.42	1.33
1	8B	80	TRP	CD2-CE2	5.32	1.47	1.41
1	9I	162	ARG	CD-NE	5.32	1.55	1.46
1	ah	117	TRP	CD2-CE2	5.32	1.47	1.41
1	aN	75	GLU	CB-CG	5.32	1.62	1.52
1	bt	41	SER	CA-CB	5.32	1.60	1.52
1	dh	117	TRP	CG-CD1	5.32	1.44	1.36
1	fE	143	ARG	CA-CB	5.32	1.65	1.53
1	fQ	79	GLU	CD-OE2	5.32	1.31	1.25
1	hf	219	GLN	C-N	5.32	1.42	1.33
1	hp	219	GLN	CG-CD	5.32	1.63	1.51
1	hw	117	TRP	CA-CB	5.32	1.65	1.53
1	hy	45	GLU	C-N	5.32	1.42	1.33
1	iy	191	VAL	CB-CG2	5.32	1.64	1.52
1	jW	14	ALA	N-CA	-5.32	1.35	1.46
1	kb	164	TYR	CZ-OH	5.32	1.46	1.37
1	29	164	TYR	CD1-CE1	5.32	1.47	1.39
1	2C	38	PRO	N-CD	-5.32	1.40	1.47
1	38	98	GLU	CD-OE1	-5.32	1.19	1.25
1	3P	38	PRO	N-CD	-5.32	1.40	1.47
1	4u	154	ARG	CZ-NH1	-5.32	1.26	1.33
1	5A	173	ARG	CZ-NH2	-5.32	1.26	1.33
1	6J	82	ARG	CA-CB	5.32	1.65	1.53
1	6O	76	GLU	CD-OE2	5.32	1.31	1.25
1	6Q	41	SER	CA-CB	5.32	1.60	1.52
1	7d	178	SER	CB-OG	5.32	1.49	1.42
1	8o	175	GLU	CB-CG	5.32	1.62	1.52
1	9k	211	LEU	N-CA	5.32	1.56	1.46
1	19	106	GLY	N-CA	-5.32	1.38	1.46
1	ch	60	GLY	CA-C	-5.32	1.43	1.51
1	do	204	ALA	C-N	5.32	1.46	1.34
1	du	58	THR	N-CA	5.32	1.56	1.46
1	dw	34	PRO	N-CD	5.32	1.55	1.47
1	dx	143	ARG	NE-CZ	5.32	1.40	1.33

Continued on next page...

Continued from previous page...

Mol	Chain	Res	Type	Atoms	Z	Observed(Å)	Ideal(Å)
1	dY	76	GLU	CB-CG	5.32	1.62	1.52
1	x	35	GLU	CD-OE2	-5.32	1.19	1.25
1	kS	145	TYR	CD1-CE1	5.31	1.47	1.39
1	lL	213	GLU	CB-CG	5.31	1.62	1.52
1	34	32	PHE	CG-CD2	5.31	1.46	1.38
1	39	212	GLU	CD-OE1	5.31	1.31	1.25
1	69	42	ALA	CA-C	-5.31	1.39	1.52
1	gl	207	PRO	CA-CB	5.31	1.64	1.53
1	hw	88	ALA	C-N	5.31	1.42	1.33
1	iM	146	SER	CA-CB	5.31	1.60	1.52
1	kw	184	TRP	CA-CB	5.31	1.65	1.53
1	lk	168	PHE	CB-CG	5.31	1.60	1.51
1	2C	213	GLU	CB-CG	5.31	1.62	1.52
1	4l	102	SER	CA-CB	5.31	1.60	1.52
1	4X	184	TRP	CE3-CZ3	5.31	1.47	1.38
1	6Q	14	ALA	CA-CB	5.31	1.63	1.52
1	91	27	VAL	CB-CG2	5.31	1.64	1.52
1	93	184	TRP	CG-CD1	5.31	1.44	1.36
1	bv	195	ASN	CA-CB	5.31	1.67	1.53
1	bC	45	GLU	CD-OE1	5.31	1.31	1.25
1	cA	231	LEU	C-OXT	5.31	1.33	1.23
1	1n	169	TYR	CD1-CE1	5.31	1.47	1.39
1	eD	128	GLU	CD-OE2	5.31	1.31	1.25
1	f9	28	GLU	CD-OE2	5.31	1.31	1.25
1	D	12	HIS	CB-CG	5.31	1.59	1.50
1	gy	35	GLU	CD-OE2	5.31	1.31	1.25
1	jA	23	TRP	CG-CD1	5.31	1.44	1.36
1	22	173	ARG	CZ-NH1	-5.31	1.26	1.33
1	lx	29	GLU	CG-CD	5.31	1.59	1.51
1	2s	222	GLY	C-N	5.31	1.42	1.33
1	2W	180	GLU	CB-CG	5.31	1.62	1.52
1	4H	132	ARG	CD-NE	5.31	1.55	1.46
1	4V	23	TRP	CZ2-CH2	5.31	1.47	1.37
1	8l	122	PRO	N-CD	-5.31	1.40	1.47
1	8V	207	PRO	N-CA	-5.31	1.38	1.47
1	9a	27	VAL	CB-CG1	5.31	1.64	1.52
1	aM	105	ALA	CA-CB	5.31	1.63	1.52
1	cN	40	PHE	CG-CD2	5.31	1.46	1.38
1	dj	167	ARG	CZ-NH1	-5.31	1.26	1.33
1	eq	164	TYR	CD1-CE1	5.31	1.47	1.39
1	fT	32	PHE	CA-CB	5.31	1.65	1.53
1	gb	80	TRP	NE1-CE2	-5.31	1.30	1.37

Continued on next page...

Continued from previous page...

Mol	Chain	Res	Type	Atoms	Z	Observed(Å)	Ideal(Å)
1	hZ	136	LEU	C-N	5.31	1.42	1.33
1	1U	71	GLU	CB-CG	5.31	1.62	1.52
1	jV	79	GLU	CG-CD	5.31	1.59	1.51
1	lt	175	GLU	N-CA	5.31	1.56	1.46
1	lF	169	TYR	CD1-CE1	5.31	1.47	1.39
1	2g	84	HIS	C-N	5.31	1.44	1.34
1	3a	33	SER	CA-CB	5.31	1.60	1.52
1	4x	41	SER	CA-CB	5.31	1.60	1.52
1	4I	133	TRP	NE1-CE2	5.31	1.44	1.37
1	7A	28	GLU	CG-CD	5.31	1.59	1.51
1	84	34	PRO	C-N	5.31	1.46	1.34
1	88	8	GLY	CA-C	5.31	1.60	1.51
1	8m	197	ASP	CB-CG	-5.31	1.40	1.51
1	bA	218	CYS	CB-SG	-5.31	1.73	1.81
1	da	18	ARG	CD-NE	5.31	1.55	1.46
1	dm	75	GLU	N-CA	-5.31	1.35	1.46
1	fh	121	ASN	N-CA	-5.31	1.35	1.46
1	v	35	GLU	CB-CG	5.31	1.62	1.52
1	K	29	GLU	CD-OE2	-5.31	1.19	1.25
1	h8	40	PHE	CB-CG	5.31	1.60	1.51
1	1L	145	TYR	CB-CG	5.31	1.59	1.51
1	kt	160	PRO	N-CD	-5.31	1.40	1.47
1	l4	1	PRO	N-CA	5.31	1.56	1.47
1	ls	145	TYR	CE2-CZ	5.31	1.45	1.38
1	3l	60	GLY	C-N	5.31	1.42	1.33
1	3p	79	GLU	CB-CG	5.31	1.62	1.52
1	4D	149	SER	CA-CB	5.31	1.60	1.52
1	5s	164	TYR	CG-CD2	5.31	1.46	1.39
1	9X	99	PRO	N-CA	-5.31	1.38	1.47
1	a2	12	HIS	CG-CD2	5.31	1.44	1.35
1	bO	229	ARG	CD-NE	5.31	1.55	1.46
1	1b	76	GLU	CG-CD	5.31	1.59	1.51
1	cs	80	TRP	CZ3-CH2	5.31	1.48	1.40
1	d1	145	TYR	CD1-CE1	5.31	1.47	1.39
1	dd	218	CYS	CB-SG	-5.31	1.73	1.81
1	dY	133	TRP	CD2-CE2	5.31	1.47	1.41
1	eX	169	TYR	CG-CD2	-5.31	1.32	1.39
1	k	147	PRO	CA-C	-5.31	1.42	1.52
1	1F	130	TYR	CG-CD1	5.31	1.46	1.39
1	hQ	82	ARG	CD-NE	5.31	1.55	1.46
1	i5	212	GLU	CB-CG	5.31	1.62	1.52
1	i9	207	PRO	N-CD	5.31	1.55	1.47

Continued on next page...

Continued from previous page...

Mol	Chain	Res	Type	Atoms	Z	Observed(Å)	Ideal(Å)
1	1O	216	THR	N-CA	-5.31	1.35	1.46
1	jo	137	GLY	N-CA	5.31	1.54	1.46
1	3d	29	GLU	CD-OE1	5.31	1.31	1.25
1	60	84	HIS	CB-CG	5.31	1.59	1.50
1	99	109	SER	CA-CB	5.31	1.60	1.52
1	9i	30	LYS	CA-C	-5.31	1.39	1.52
1	9i	184	TRP	CD2-CE2	5.31	1.47	1.41
1	b2	176	GLN	CB-CG	5.31	1.66	1.52
1	cv	162	ARG	CD-NE	5.31	1.55	1.46
1	eV	167	ARG	CD-NE	5.31	1.55	1.46
1	1v	198	CYS	CB-SG	5.31	1.91	1.82
1	fZ	60	GLY	N-CA	5.31	1.54	1.46
1	g2	23	TRP	NE1-CE2	-5.31	1.30	1.37
1	h8	222	GLY	CA-C	5.30	1.60	1.51
1	hF	79	GLU	CB-CG	5.30	1.62	1.52
1	ja	127	GLY	CA-C	-5.30	1.43	1.51
1	jQ	156	GLY	CA-C	5.30	1.60	1.51
1	kj	184	TRP	CZ2-CH2	5.30	1.47	1.37
1	l9	1	PRO	N-CD	5.30	1.55	1.47
1	2I	164	TYR	CB-CG	5.30	1.59	1.51
1	4t	175	GLU	CB-CG	5.30	1.62	1.52
1	a3	8	GLY	CA-C	5.30	1.60	1.51
1	ab	8	GLY	CA-C	5.30	1.60	1.51
1	aN	172	LEU	CA-C	5.30	1.66	1.52
1	bk	102	SER	CA-CB	5.30	1.60	1.52
1	dg	130	TYR	CD1-CE1	-5.30	1.31	1.39
1	dl	130	TYR	CB-CG	5.30	1.59	1.51
1	fM	107	THR	N-CA	5.30	1.56	1.46
1	gq	109	SER	CA-CB	5.30	1.60	1.52
1	hq	34	PRO	N-CD	5.30	1.55	1.47
1	kh	168	PHE	CG-CD2	5.30	1.46	1.38
1	2W	40	PHE	CG-CD1	5.30	1.46	1.38
1	2Z	89	GLY	CA-C	5.30	1.60	1.51
1	3Z	146	SER	C-N	-5.30	1.24	1.34
1	4a	94	GLY	N-CA	-5.30	1.38	1.46
1	7L	35	GLU	CG-CD	5.30	1.59	1.51
1	83	212	GLU	CA-CB	5.30	1.65	1.53
1	85	32	PHE	CG-CD1	5.30	1.46	1.38
1	bQ	164	TYR	N-CA	-5.30	1.35	1.46
1	bT	94	GLY	N-CA	-5.30	1.38	1.46
1	B	220	GLY	CA-C	-5.30	1.43	1.51
1	gM	28	GLU	CD-OE2	5.30	1.31	1.25

Continued on next page...

Continued from previous page...

Mol	Chain	Res	Type	Atoms	Z	Observed(Å)	Ideal(Å)
1	hB	149	SER	CA-CB	5.30	1.60	1.52
1	i9	196	PRO	N-CD	-5.30	1.40	1.47
1	ij	194	ALA	CA-CB	5.30	1.63	1.52
1	iw	98	GLU	CB-CG	5.30	1.62	1.52
1	jj	39	MET	CG-SD	5.30	1.95	1.81
1	kl	123	PRO	CA-C	-5.30	1.42	1.52
1	la	130	TYR	CA-CB	5.30	1.65	1.53
1	2O	38	PRO	N-CD	-5.30	1.40	1.47
1	4q	133	TRP	CD2-CE2	5.30	1.47	1.41
1	4G	154	ARG	CD-NE	5.30	1.55	1.46
1	58	59	VAL	CB-CG2	5.30	1.64	1.52
1	79	18	ARG	NE-CZ	5.30	1.40	1.33
1	7m	117	TRP	CD2-CE3	-5.30	1.32	1.40
1	7A	35	GLU	CB-CG	5.30	1.62	1.52
1	8z	187	GLU	CB-CG	5.30	1.62	1.52
1	8Q	145	TYR	CE2-CZ	5.30	1.45	1.38
1	aq	130	TYR	CE1-CZ	5.30	1.45	1.38
1	ax	92	GLU	CD-OE2	5.30	1.31	1.25
1	bl	145	TYR	CG-CD1	5.30	1.46	1.39
1	cG	169	TYR	CZ-OH	5.30	1.46	1.37
1	dd	180	GLU	CB-CG	5.30	1.62	1.52
1	eo	159	GLU	CD-OE2	5.30	1.31	1.25
1	C	35	GLU	CG-CD	5.30	1.59	1.51
1	hA	7	GLN	C-N	5.30	1.42	1.33
1	io	80	TRP	NE1-CE2	-5.30	1.30	1.37
1	iC	71	GLU	CD-OE2	5.30	1.31	1.25
1	iU	47	ALA	CA-CB	5.30	1.63	1.52
1	jj	159	GLU	CB-CG	5.30	1.62	1.52
1	jF	146	SER	CA-CB	5.30	1.60	1.52
1	20	85	PRO	CA-CB	5.30	1.64	1.53
1	kt	154	ARG	CD-NE	5.30	1.55	1.46
1	2j	84	HIS	CB-CG	5.30	1.59	1.50
1	34	184	TRP	NE1-CE2	-5.30	1.30	1.37
1	3y	224	PRO	N-CD	-5.30	1.40	1.47
1	3A	117	TRP	NE1-CE2	-5.30	1.30	1.37
1	4d	164	TYR	CE1-CZ	5.30	1.45	1.38
1	4z	145	TYR	CE1-CZ	5.30	1.45	1.38
1	4M	75	GLU	CB-CG	5.30	1.62	1.52
1	5i	212	GLU	CD-OE2	5.30	1.31	1.25
1	5L	181	VAL	CB-CG2	5.30	1.64	1.52
1	7N	143	ARG	CZ-NH1	-5.30	1.26	1.33
1	9o	97	ARG	CZ-NH1	-5.30	1.26	1.33

Continued on next page...

Continued from previous page...

Mol	Chain	Res	Type	Atoms	Z	Observed(Å)	Ideal(Å)
1	9G	169	TYR	CG-CD2	5.30	1.46	1.39
1	9I	82	ARG	CD-NE	5.30	1.55	1.46
1	9M	160	PRO	CA-CB	5.30	1.64	1.53
1	aT	92	GLU	CD-OE1	5.30	1.31	1.25
1	c8	130	TYR	CD2-CE2	5.30	1.47	1.39
1	1d	29	GLU	N-CA	-5.30	1.35	1.46
1	dw	145	TYR	CG-CD2	5.30	1.46	1.39
1	1m	123	PRO	N-CD	-5.30	1.40	1.47
1	el	80	TRP	CZ2-CH2	5.30	1.47	1.37
1	eu	1	PRO	N-CD	5.30	1.55	1.47
1	fs	175	GLU	CB-CG	5.30	1.62	1.52
1	fD	109	SER	CA-CB	5.30	1.60	1.52
1	fF	164	TYR	CB-CG	5.30	1.59	1.51
1	iT	60	GLY	N-CA	-5.30	1.38	1.46
1	jD	159	GLU	CG-CD	-5.30	1.44	1.51
1	kp	62	HIS	CB-CG	-5.30	1.40	1.50
1	kL	6	LEU	C-N	5.30	1.46	1.34
1	l7	32	PHE	CB-CG	5.30	1.60	1.51
1	2C	35	GLU	CA-CB	5.30	1.65	1.53
1	5T	54	THR	CB-OG1	-5.30	1.32	1.43
1	7n	146	SER	CB-OG	5.30	1.49	1.42
1	8x	62	HIS	CG-CD2	5.30	1.44	1.35
1	9R	45	GLU	CD-OE2	5.30	1.31	1.25
1	fA	169	TYR	CE1-CZ	5.30	1.45	1.38
1	1C	1	PRO	N-CD	5.30	1.55	1.47
1	ic	173	ARG	CD-NE	5.30	1.55	1.46
1	kg	120	HIS	CG-CD2	5.30	1.44	1.35
1	kj	23	TRP	CB-CG	-5.30	1.40	1.50
1	ky	154	ARG	CD-NE	5.30	1.55	1.46
1	kz	164	TYR	CD1-CE1	5.30	1.47	1.39
1	lK	100	ARG	CZ-NH2	-5.30	1.26	1.33
1	lN	117	TRP	CZ2-CH2	5.30	1.47	1.37
1	3r	45	GLU	CB-CG	5.30	1.62	1.52
1	5o	225	GLY	N-CA	5.30	1.53	1.46
1	5D	167	ARG	CZ-NH2	-5.30	1.26	1.33
1	65	98	GLU	CD-OE2	5.30	1.31	1.25
1	6m	79	GLU	CD-OE2	5.30	1.31	1.25
1	6n	44	SER	CA-CB	5.30	1.60	1.52
1	7n	32	PHE	CG-CD1	5.30	1.46	1.38
1	7N	82	ARG	CD-NE	5.30	1.55	1.46
1	89	130	TYR	CE2-CZ	5.30	1.45	1.38
1	89	149	SER	CA-CB	5.30	1.60	1.52

Continued on next page...

Continued from previous page...

Mol	Chain	Res	Type	Atoms	Z	Observed(Å)	Ideal(Å)
1	8a	181	VAL	CB-CG2	5.30	1.64	1.52
1	8w	143	ARG	NE-CZ	-5.30	1.26	1.33
1	8G	101	GLY	N-CA	5.30	1.53	1.46
1	90	212	GLU	CD-OE1	-5.30	1.19	1.25
1	bV	127	GLY	CA-C	-5.30	1.43	1.51
1	cL	60	GLY	C-N	5.30	1.42	1.33
1	d3	159	GLU	C-N	5.30	1.44	1.34
1	1l	124	ILE	N-CA	-5.30	1.35	1.46
1	eS	40	PHE	CE1-CZ	5.30	1.47	1.37
1	fH	35	GLU	CB-CG	5.30	1.62	1.52
1	g4	18	ARG	CD-NE	5.30	1.55	1.46
1	gw	154	ARG	CD-NE	5.29	1.55	1.46
1	h1	40	PHE	CE2-CZ	5.29	1.47	1.37
1	iJ	63	GLN	CG-CD	5.29	1.63	1.51
1	jZ	33	SER	CB-OG	-5.29	1.35	1.42
1	3D	33	SER	CA-CB	5.29	1.60	1.52
1	4X	130	TYR	CG-CD1	5.29	1.46	1.39
1	7c	98	GLU	CD-OE2	5.29	1.31	1.25
1	11	122	PRO	N-CD	5.29	1.55	1.47
1	aZ	228	ALA	N-CA	-5.29	1.35	1.46
1	ck	76	GLU	CG-CD	5.29	1.59	1.51
1	du	41	SER	CA-CB	5.29	1.60	1.52
1	eY	113	GLU	CD-OE2	5.29	1.31	1.25
1	gf	23	TRP	CA-CB	5.29	1.65	1.53
1	hJ	145	TYR	CG-CD2	5.29	1.46	1.39
1	iz	45	GLU	CB-CG	5.29	1.62	1.52
1	iN	28	GLU	CD-OE1	5.29	1.31	1.25
1	kg	146	SER	CA-CB	5.29	1.60	1.52
1	kn	94	GLY	CA-C	-5.29	1.43	1.51
1	kX	171	THR	N-CA	5.29	1.56	1.46
1	2E	71	GLU	CB-CG	5.29	1.62	1.52
1	2Q	62	HIS	CB-CG	-5.29	1.40	1.50
1	2V	130	TYR	CB-CG	5.29	1.59	1.51
1	2Y	157	PRO	CA-CB	5.29	1.64	1.53
1	3V	80	TRP	CZ3-CH2	-5.29	1.31	1.40
1	5v	169	TYR	CG-CD1	5.29	1.46	1.39
1	5A	227	LYS	CA-CB	5.29	1.65	1.53
1	6c	130	TYR	CE1-CZ	-5.29	1.31	1.38
1	6s	156	GLY	CA-C	5.29	1.60	1.51
1	8U	109	SER	CB-OG	5.29	1.49	1.42
1	a2	164	TYR	CG-CD1	5.29	1.46	1.39
1	am	141	ILE	N-CA	5.29	1.56	1.46

Continued on next page...

Continued from previous page...

Mol	Chain	Res	Type	Atoms	Z	Observed(Å)	Ideal(Å)
1	ao	46	GLY	N-CA	5.29	1.53	1.46
1	bN	92	GLU	CG-CD	5.29	1.59	1.51
1	1c	59	VAL	CA-CB	-5.29	1.43	1.54
1	f0	46	GLY	N-CA	5.29	1.53	1.46
1	fX	102	SER	CA-CB	5.29	1.60	1.52
1	T	193	ASN	CA-CB	5.29	1.67	1.53
1	gx	205	LEU	CA-CB	5.29	1.66	1.53
1	1M	149	SER	CB-OG	-5.29	1.35	1.42
1	1M	159	GLU	CD-OE2	-5.29	1.19	1.25
1	iA	150	ILE	CA-C	5.29	1.66	1.52
1	iH	140	LYS	CA-CB	5.29	1.65	1.53
1	1V	43	LEU	CA-CB	5.29	1.66	1.53
1	lP	120	HIS	CB-CG	5.29	1.59	1.50
1	4f	223	GLY	CA-C	-5.29	1.43	1.51
1	4R	110	THR	CA-C	-5.29	1.39	1.52
1	59	17	PRO	N-CD	-5.29	1.40	1.47
1	7P	132	ARG	CZ-NH1	-5.29	1.26	1.33
1	8T	224	PRO	N-CD	-5.29	1.40	1.47
1	9b	145	TYR	CE2-CZ	5.29	1.45	1.38
1	aT	198	CYS	CB-SG	-5.29	1.73	1.81
1	bp	1	PRO	N-CD	5.29	1.55	1.47
1	cI	113	GLU	CB-CG	5.29	1.62	1.52
1	d4	160	PRO	N-CA	-5.29	1.38	1.47
1	dM	152	ASP	N-CA	-5.29	1.35	1.46
1	1t	229	ARG	CZ-NH1	-5.29	1.26	1.33
1	eR	89	GLY	N-CA	5.29	1.53	1.46
1	fd	159	GLU	CD-OE1	5.29	1.31	1.25
1	V	52	LEU	N-CA	-5.29	1.35	1.46
1	gt	182	LYS	N-CA	5.29	1.56	1.46
1	hG	184	TRP	NE1-CE2	-5.29	1.30	1.37
1	ik	145	TYR	CE1-CZ	5.29	1.45	1.38
1	lc	35	GLU	CD-OE2	-5.29	1.19	1.25
1	7r	71	GLU	CB-CG	5.29	1.62	1.52
1	7A	85	PRO	CA-CB	5.29	1.64	1.53
1	8m	97	ARG	CD-NE	5.29	1.55	1.46
1	91	35	GLU	CG-CD	5.29	1.59	1.51
1	9W	145	TYR	CG-CD2	5.29	1.46	1.39
1	ae	125	PRO	N-CD	5.29	1.55	1.47
1	ay	41	SER	CA-CB	5.29	1.60	1.52
1	bx	154	ARG	CD-NE	5.29	1.55	1.46
1	fs	71	GLU	CD-OE1	5.29	1.31	1.25
1	gH	60	GLY	C-N	5.29	1.42	1.33

Continued on next page...

Continued from previous page...

Mol	Chain	Res	Type	Atoms	Z	Observed(Å)	Ideal(Å)
1	h8	132	ARG	CZ-NH1	-5.29	1.26	1.33
1	hb	23	TRP	CD2-CE2	-5.29	1.35	1.41
1	22	130	TYR	CB-CG	5.29	1.59	1.51
1	24	168	PHE	CG-CD2	5.29	1.46	1.38
1	lb	8	GLY	C-O	-5.29	1.15	1.23
1	le	28	GLU	CA-CB	5.29	1.65	1.53
1	3U	77	ALA	CA-CB	5.29	1.63	1.52
1	4E	133	TRP	CG-CD1	5.29	1.44	1.36
1	7U	184	TRP	NE1-CE2	5.29	1.44	1.37
1	7V	229	ARG	CD-NE	5.29	1.55	1.46
1	8F	76	GLU	CB-CG	5.29	1.62	1.52
1	9j	77	ALA	CA-CB	5.29	1.63	1.52
1	9p	45	GLU	CD-OE2	5.29	1.31	1.25
1	15	117	TRP	NE1-CE2	-5.29	1.30	1.37
1	cu	16	SER	CA-CB	5.29	1.60	1.52
1	dC	145	TYR	CE1-CZ	-5.29	1.31	1.38
1	ep	24	VAL	CB-CG1	5.29	1.64	1.52
1	r	113	GLU	CD-OE2	5.29	1.31	1.25
1	gg	162	ARG	CD-NE	5.29	1.55	1.46
1	hS	132	ARG	CD-NE	5.29	1.55	1.46
1	i3	29	GLU	CD-OE2	5.29	1.31	1.25
1	lo	113	GLU	CD-OE1	5.29	1.31	1.25
1	2g	169	TYR	CG-CD2	5.29	1.46	1.39
1	4k	23	TRP	NE1-CE2	-5.29	1.30	1.37
1	62	206	GLY	CA-C	5.29	1.60	1.51
1	66	44	SER	CA-CB	5.29	1.60	1.52
1	8w	101	GLY	N-CA	5.29	1.53	1.46
1	c1	75	GLU	CD-OE1	5.29	1.31	1.25
1	c6	28	GLU	CG-CD	-5.29	1.44	1.51
1	cj	35	GLU	CD-OE1	5.29	1.31	1.25
1	dC	145	TYR	CZ-OH	5.29	1.46	1.37
1	fi	99	PRO	N-CD	-5.29	1.40	1.47
1	r	168	PHE	CG-CD1	5.29	1.46	1.38
1	ga	75	GLU	CG-CD	-5.29	1.44	1.51
1	i5	60	GLY	CA-C	-5.29	1.43	1.51
1	jk	80	TRP	CD2-CE2	5.29	1.47	1.41
1	k3	94	GLY	N-CA	5.29	1.53	1.46
1	kv	98	GLU	CD-OE1	-5.29	1.19	1.25
1	kz	130	TYR	CG-CD1	5.29	1.46	1.39
1	kV	18	ARG	CD-NE	5.29	1.55	1.46
1	lO	98	GLU	CD-OE2	5.29	1.31	1.25
1	2t	127	GLY	CA-C	-5.29	1.43	1.51

Continued on next page...

Continued from previous page...

Mol	Chain	Res	Type	Atoms	Z	Observed(Å)	Ideal(Å)
1	3s	113	GLU	CG-CD	5.29	1.59	1.51
1	4T	32	PHE	CB-CG	5.29	1.60	1.51
1	5t	94	GLY	CA-C	-5.29	1.43	1.51
1	5G	229	ARG	NE-CZ	-5.29	1.26	1.33
1	7H	169	TYR	CE1-CZ	5.29	1.45	1.38
1	8j	130	TYR	CG-CD2	5.29	1.46	1.39
1	9G	16	SER	CB-OG	5.29	1.49	1.42
1	af	139	ASN	CA-CB	5.29	1.66	1.53
1	aL	154	ARG	CD-NE	5.29	1.55	1.46
1	lg	164	TYR	CB-CG	-5.29	1.43	1.51
1	cR	156	GLY	CA-C	5.29	1.60	1.51
1	d8	173	ARG	CD-NE	5.29	1.55	1.46
1	dI	48	THR	C-N	-5.29	1.24	1.34
1	ee	169	TYR	CB-CG	5.29	1.59	1.51
1	K	8	GLY	N-CA	5.29	1.53	1.46
1	X	71	GLU	CD-OE1	5.29	1.31	1.25
1	gm	46	GLY	N-CA	5.28	1.53	1.46
1	lG	132	ARG	CD-NE	5.28	1.55	1.46
1	hi	160	PRO	N-CA	5.28	1.56	1.47
1	kl	1	PRO	N-CD	5.28	1.55	1.47
1	kJ	90	PRO	N-CD	5.28	1.55	1.47
1	le	124	ILE	C-N	5.28	1.44	1.34
1	lk	169	TYR	CG-CD1	5.28	1.46	1.39
1	2e	59	VAL	N-CA	5.28	1.56	1.46
1	3a	206	GLY	CA-C	5.28	1.60	1.51
1	5l	40	PHE	CA-CB	5.28	1.65	1.53
1	5G	4	GLN	CG-CD	5.28	1.63	1.51
1	6m	75	GLU	CB-CG	5.28	1.62	1.52
1	6s	92	GLU	CD-OE2	-5.28	1.19	1.25
1	8q	32	PHE	CG-CD1	5.28	1.46	1.38
1	8s	159	GLU	CG-CD	-5.28	1.44	1.51
1	8Q	14	ALA	CA-CB	5.28	1.63	1.52
1	9f	33	SER	CA-CB	5.28	1.60	1.52
1	aS	130	TYR	CG-CD1	5.28	1.46	1.39
1	c3	180	GLU	CB-CG	5.28	1.62	1.52
1	cw	187	GLU	CD-OE1	5.28	1.31	1.25
1	dm	169	TYR	CG-CD2	5.28	1.46	1.39
1	fa	186	THR	N-CA	5.28	1.56	1.46
1	fJ	213	GLU	CB-CG	5.28	1.62	1.52
1	g0	40	PHE	CG-CD2	5.28	1.46	1.38
1	a	133	TRP	CD2-CE3	-5.28	1.32	1.40
1	x	229	ARG	CD-NE	5.28	1.55	1.46

Continued on next page...

Continued from previous page...

Mol	Chain	Res	Type	Atoms	Z	Observed(Å)	Ideal(Å)
1	hg	157	PRO	CA-CB	-5.28	1.43	1.53
1	hy	229	ARG	CD-NE	5.28	1.55	1.46
1	4O	98	GLU	CG-CD	5.28	1.59	1.51
1	6I	63	GLN	CA-CB	5.28	1.65	1.53
1	7W	145	TYR	CZ-OH	5.28	1.46	1.37
1	8S	164	TYR	CB-CG	-5.28	1.43	1.51
1	b2	130	TYR	CA-CB	5.28	1.65	1.53
1	bY	80	TRP	CZ3-CH2	5.28	1.48	1.40
1	cp	64	ALA	CA-CB	5.28	1.63	1.52
1	cx	32	PHE	CG-CD1	5.28	1.46	1.38
1	dj	173	ARG	CZ-NH2	-5.28	1.26	1.33
1	eh	80	TRP	CA-CB	5.28	1.65	1.53
1	f3	164	TYR	CD2-CE2	-5.28	1.31	1.39
1	n	168	PHE	CG-CD1	5.28	1.46	1.38
1	hZ	154	ARG	CD-NE	5.28	1.55	1.46
1	kw	167	ARG	CZ-NH2	-5.28	1.26	1.33
1	kC	215	MET	N-CA	-5.28	1.35	1.46
1	lf	133	TRP	NE1-CE2	-5.28	1.30	1.37
1	lJ	221	VAL	CB-CG1	5.28	1.64	1.52
1	2y	117	TRP	CE3-CZ3	5.28	1.47	1.38
1	3F	82	ARG	CZ-NH2	-5.28	1.26	1.33
1	4q	79	GLU	CD-OE2	5.28	1.31	1.25
1	4Q	35	GLU	CA-CB	5.28	1.65	1.53
1	56	178	SER	CA-CB	5.28	1.60	1.52
1	5g	38	PRO	N-CD	-5.28	1.40	1.47
1	5u	145	TYR	CE2-CZ	5.28	1.45	1.38
1	62	213	GLU	CD-OE2	5.28	1.31	1.25
1	65	147	PRO	CA-C	5.28	1.63	1.52
1	7w	103	ASP	N-CA	5.28	1.56	1.46
1	7K	49	PRO	N-CD	5.28	1.55	1.47
1	8o	187	GLU	CB-CG	5.28	1.62	1.52
1	8x	113	GLU	CD-OE2	5.28	1.31	1.25
1	8N	184	TRP	CD2-CE2	-5.28	1.35	1.41
1	av	98	GLU	CD-OE1	5.28	1.31	1.25
1	bI	133	TRP	CE3-CZ3	5.28	1.47	1.38
1	dA	130	TYR	CB-CG	5.28	1.59	1.51
1	e4	184	TRP	NE1-CE2	5.28	1.44	1.37
1	eS	106	GLY	CA-C	-5.28	1.43	1.51
1	fj	159	GLU	CD-OE2	5.28	1.31	1.25
1	fp	59	VAL	CB-CG2	5.28	1.64	1.52
1	Q	129	ILE	CB-CG1	5.28	1.68	1.54
1	iW	95	GLN	CA-CB	5.28	1.65	1.53

Continued on next page...

Continued from previous page...

Mol	Chain	Res	Type	Atoms	Z	Observed(Å)	Ideal(Å)
1	3p	100	ARG	CD-NE	5.28	1.55	1.46
1	5p	122	PRO	N-CD	5.28	1.55	1.47
1	7t	187	GLU	N-CA	-5.28	1.35	1.46
1	8c	164	TYR	CE1-CZ	5.28	1.45	1.38
1	8e	40	PHE	CG-CD2	5.28	1.46	1.38
1	aS	28	GLU	CB-CG	5.28	1.62	1.52
1	cT	75	GLU	CG-CD	-5.28	1.44	1.51
1	dM	187	GLU	CB-CG	5.28	1.62	1.52
1	dQ	145	TYR	CE1-CZ	5.28	1.45	1.38
1	fL	4	GLN	N-CA	-5.28	1.35	1.46
1	gU	29	GLU	CD-OE2	5.28	1.31	1.25
1	hZ	60	GLY	C-N	5.28	1.42	1.33
1	ie	167	ARG	CG-CD	5.28	1.65	1.51
1	1R	100	ARG	C-N	5.28	1.42	1.33
1	2t	212	GLU	CB-CG	5.28	1.62	1.52
1	3k	1	PRO	N-CD	5.28	1.55	1.47
1	3o	165	VAL	CB-CG1	-5.28	1.41	1.52
1	3T	223	GLY	N-CA	-5.28	1.38	1.46
1	4p	130	TYR	CE1-CZ	5.28	1.45	1.38
1	4s	143	ARG	CD-NE	5.28	1.55	1.46
1	5w	61	GLY	CA-C	-5.28	1.43	1.51
1	74	169	TYR	CB-CG	-5.28	1.43	1.51
1	7u	164	TYR	CG-CD2	5.28	1.46	1.39
1	aq	112	GLN	CA-CB	5.28	1.65	1.53
1	bk	126	VAL	C-N	5.28	1.42	1.33
1	li	97	ARG	CD-NE	5.28	1.55	1.46
1	da	28	GLU	CA-CB	5.28	1.65	1.53
1	eo	80	TRP	CD2-CE3	-5.28	1.32	1.40
1	1r	168	PHE	CG-CD2	5.28	1.46	1.38
1	eI	23	TRP	CD1-NE1	5.28	1.47	1.38
1	f7	116	GLY	CA-C	-5.28	1.43	1.51
1	fn	102	SER	CA-C	5.28	1.66	1.52
1	hA	75	GLU	CD-OE1	5.28	1.31	1.25
1	jU	145	TYR	CG-CD1	5.28	1.46	1.39
1	l5	205	LEU	C-N	5.28	1.42	1.33
1	3d	145	TYR	CG-CD1	5.28	1.46	1.39
1	3H	160	PRO	N-CD	-5.28	1.40	1.47
1	4H	92	GLU	CB-CG	5.28	1.62	1.52
1	5e	130	TYR	CG-CD2	5.28	1.46	1.39
1	66	145	TYR	CE1-CZ	5.28	1.45	1.38
1	6S	97	ARG	CA-CB	5.28	1.65	1.53
1	7t	82	ARG	CD-NE	5.28	1.55	1.46

Continued on next page...

Continued from previous page...

Mol	Chain	Res	Type	Atoms	Z	Observed(Å)	Ideal(Å)
1	7W	79	GLU	CB-CG	5.28	1.62	1.52
1	8d	82	ARG	NE-CZ	-5.28	1.26	1.33
1	8n	164	TYR	CE1-CZ	5.28	1.45	1.38
1	8J	98	GLU	CB-CG	5.28	1.62	1.52
1	ay	167	ARG	NE-CZ	5.28	1.40	1.33
1	b0	70	LYS	CA-CB	5.28	1.65	1.53
1	bd	34	PRO	N-CD	-5.28	1.40	1.47
1	cD	180	GLU	CG-CD	-5.28	1.44	1.51
1	cW	128	GLU	N-CA	-5.28	1.35	1.46
1	d5	109	SER	CA-CB	5.28	1.60	1.52
1	db	80	TRP	CD2-CE3	5.28	1.48	1.40
1	dk	180	GLU	CD-OE2	5.28	1.31	1.25
1	ea	154	ARG	CZ-NH2	-5.28	1.26	1.33
1	fa	29	GLU	CG-CD	5.28	1.59	1.51
1	t	75	GLU	CB-CG	5.28	1.62	1.52
1	E	31	ALA	CA-CB	5.28	1.63	1.52
1	gh	149	SER	CA-CB	5.27	1.60	1.52
1	h9	157	PRO	N-CD	5.27	1.55	1.47
1	hd	10	MET	CG-SD	5.27	1.94	1.81
1	lw	184	TRP	CG-CD1	5.27	1.44	1.36
1	lR	71	GLU	CG-CD	-5.27	1.44	1.51
1	2f	184	TRP	NE1-CE2	-5.27	1.30	1.37
1	3l	35	GLU	CA-CB	5.27	1.65	1.53
1	4U	116	GLY	CA-C	-5.27	1.43	1.51
1	5j	89	GLY	N-CA	5.27	1.53	1.46
1	7r	28	GLU	CB-CG	5.27	1.62	1.52
1	88	207	PRO	CA-CB	5.27	1.64	1.53
1	8q	128	GLU	CD-OE2	-5.27	1.19	1.25
1	8x	40	PHE	CB-CG	5.27	1.60	1.51
1	cy	180	GLU	CB-CG	5.27	1.62	1.52
1	dE	212	GLU	CD-OE1	-5.27	1.19	1.25
1	er	130	TYR	CE2-CZ	5.27	1.45	1.38
1	fL	40	PHE	CE2-CZ	5.27	1.47	1.37
1	gT	123	PRO	N-CD	-5.27	1.40	1.47
1	hA	213	GLU	CD-OE2	5.27	1.31	1.25
1	hQ	175	GLU	CD-OE2	5.27	1.31	1.25
1	iw	145	TYR	CE2-CZ	5.27	1.45	1.38
1	jR	88	ALA	C-N	5.27	1.42	1.33
1	3A	100	ARG	CD-NE	5.27	1.55	1.46
1	4F	162	ARG	CZ-NH1	-5.27	1.26	1.33
1	6h	121	ASN	CB-CG	5.27	1.63	1.51
1	6t	17	PRO	N-CD	5.27	1.55	1.47

Continued on next page...

Continued from previous page...

Mol	Chain	Res	Type	Atoms	Z	Observed(Å)	Ideal(Å)
1	6S	89	GLY	CA-C	5.27	1.60	1.51
1	7q	167	ARG	NE-CZ	-5.27	1.26	1.33
1	Y	169	TYR	CG-CD1	5.27	1.46	1.39
1	a2	106	GLY	N-CA	5.27	1.53	1.46
1	au	130	TYR	CZ-OH	5.27	1.46	1.37
1	fj	147	PRO	CA-CB	5.27	1.64	1.53
1	lw	180	GLU	CB-CG	5.27	1.62	1.52
1	g6	159	GLU	CG-CD	-5.27	1.44	1.51
1	P	23	TRP	CE3-CZ3	5.27	1.47	1.38
1	U	51	ASP	CA-CB	5.27	1.65	1.53
1	h0	102	SER	CA-CB	5.27	1.60	1.52
1	ir	173	ARG	CD-NE	5.27	1.55	1.46
1	1T	49	PRO	N-CD	-5.27	1.40	1.47
1	jk	8	GLY	CA-C	-5.27	1.43	1.51
1	jP	1	PRO	CA-C	-5.27	1.42	1.52
1	kH	168	PHE	CG-CD1	5.27	1.46	1.38
1	l0	68	MET	CG-SD	5.27	1.94	1.81
1	l2	164	TYR	CE2-CZ	5.27	1.45	1.38
1	l9	45	GLU	CD-OE1	5.27	1.31	1.25
1	li	224	PRO	C-N	5.27	1.42	1.33
1	4K	117	TRP	CD2-CE2	5.27	1.47	1.41
1	8b	133	TRP	CZ3-CH2	5.27	1.48	1.40
1	8d	75	GLU	CD-OE1	-5.27	1.19	1.25
1	bu	151	LEU	CA-CB	5.27	1.65	1.53
1	ce	33	SER	CA-CB	5.27	1.60	1.52
1	f9	167	ARG	CZ-NH1	-5.27	1.26	1.33
1	q	178	SER	CA-CB	5.27	1.60	1.52
1	gU	12	HIS	CB-CG	5.27	1.59	1.50
1	hv	130	TYR	CE2-CZ	5.27	1.45	1.38
1	i5	175	GLU	CB-CG	5.27	1.62	1.52
1	im	33	SER	CA-CB	5.27	1.60	1.52
1	iG	100	ARG	CD-NE	5.27	1.55	1.46
1	iK	123	PRO	N-CD	5.27	1.55	1.47
1	j1	62	HIS	CG-CD2	5.27	1.44	1.35
1	jy	85	PRO	N-CD	5.27	1.55	1.47
1	1X	212	GLU	CB-CG	5.27	1.62	1.52
1	k9	226	HIS	CB-CG	5.27	1.59	1.50
1	kk	117	TRP	NE1-CE2	-5.27	1.30	1.37
1	kV	60	GLY	N-CA	5.27	1.53	1.46
1	2K	23	TRP	CA-CB	5.27	1.65	1.53
1	3V	133	TRP	CD2-CE2	5.27	1.47	1.41
1	4e	145	TYR	CE1-CZ	5.27	1.45	1.38

Continued on next page...

Continued from previous page...

Mol	Chain	Res	Type	Atoms	Z	Observed(Å)	Ideal(Å)
1	5p	197	ASP	CB-CG	5.27	1.62	1.51
1	5A	126	VAL	C-N	5.27	1.42	1.33
1	6T	164	TYR	CB-CG	-5.27	1.43	1.51
1	6W	128	GLU	CB-CG	5.27	1.62	1.52
1	8f	100	ARG	CD-NE	5.27	1.55	1.46
1	9x	100	ARG	NE-CZ	-5.27	1.26	1.33
1	bn	16	SER	CA-CB	5.27	1.60	1.52
1	19	221	VAL	CA-CB	-5.27	1.43	1.54
1	bW	175	GLU	CB-CG	5.27	1.62	1.52
1	cy	97	ARG	CD-NE	5.27	1.55	1.46
1	cA	202	LEU	CA-CB	5.27	1.65	1.53
1	dK	94	GLY	CA-C	-5.27	1.43	1.51
1	1s	16	SER	CA-CB	5.27	1.60	1.52
1	fx	29	GLU	CD-OE2	5.27	1.31	1.25
1	q	18	ARG	CD-NE	5.27	1.55	1.46
1	gl	128	GLU	CG-CD	5.27	1.59	1.51
1	gz	146	SER	C-N	5.27	1.44	1.34
1	is	223	GLY	CA-C	5.27	1.60	1.51
1	jt	221	VAL	CB-CG1	5.27	1.64	1.52
1	jw	212	GLU	CD-OE2	5.27	1.31	1.25
1	kp	217	ALA	CA-CB	5.27	1.63	1.52
1	kz	97	ARG	CZ-NH1	-5.27	1.26	1.33
1	kM	87	HIS	CB-CG	5.27	1.59	1.50
1	kW	45	GLU	CG-CD	5.27	1.59	1.51
1	lM	41	SER	CA-CB	5.27	1.60	1.52
1	3A	213	GLU	CG-CD	-5.27	1.44	1.51
1	56	1	PRO	CA-C	-5.27	1.42	1.52
1	59	162	ARG	NE-CZ	-5.27	1.26	1.33
1	5k	145	TYR	CD2-CE2	5.27	1.47	1.39
1	6s	133	TRP	CD1-NE1	5.27	1.47	1.38
1	80	32	PHE	CG-CD2	5.27	1.46	1.38
1	aA	185	MET	C-O	-5.27	1.13	1.23
1	bb	212	GLU	CD-OE1	5.27	1.31	1.25
1	bw	101	GLY	N-CA	5.27	1.53	1.46
1	bI	35	GLU	CB-CG	5.27	1.62	1.52
1	c3	178	SER	CA-CB	-5.27	1.45	1.52
1	dY	34	PRO	CA-C	5.27	1.63	1.52
1	1z	168	PHE	CB-CG	5.27	1.60	1.51
1	g0	46	GLY	CA-C	5.27	1.60	1.51
1	iw	98	GLU	CD-OE2	5.27	1.31	1.25
1	1S	40	PHE	CG-CD1	5.27	1.46	1.38
1	iT	133	TRP	CD2-CE2	5.27	1.47	1.41

Continued on next page...

Continued from previous page...

Mol	Chain	Res	Type	Atoms	Z	Observed(Å)	Ideal(Å)
1	ja	33	SER	CA-CB	5.27	1.60	1.52
1	jl	154	ARG	CZ-NH1	-5.27	1.26	1.33
1	jv	132	ARG	CZ-NH1	-5.27	1.26	1.33
1	k5	97	ARG	CD-NE	5.27	1.55	1.46
1	178	SER	CB-OG	5.27	1.49	1.42	
1	2L	133	TRP	CD1-NE1	5.27	1.47	1.38
1	3h	202	LEU	CA-CB	5.27	1.65	1.53
1	4L	159	GLU	CB-CG	5.27	1.62	1.52
1	5v	35	GLU	CB-CG	5.27	1.62	1.52
1	5z	60	GLY	N-CA	5.27	1.53	1.46
1	5P	133	TRP	NE1-CE2	5.27	1.44	1.37
1	64	163	ASP	CA-CB	5.27	1.65	1.53
1	7P	18	ARG	CD-NE	5.27	1.55	1.46
1	8S	169	TYR	CG-CD1	5.27	1.46	1.39
1	1g	63	GLN	CA-CB	5.27	1.65	1.53
1	dw	206	GLY	CA-C	5.27	1.60	1.51
1	eH	212	GLU	CG-CD	5.27	1.59	1.51
1	gX	96	MET	CA-CB	5.26	1.65	1.53
1	hw	189	LEU	N-CA	5.26	1.56	1.46
1	hA	145	TYR	CG-CD1	5.26	1.46	1.39
1	hR	168	PHE	CG-CD2	5.26	1.46	1.38
1	i1	123	PRO	N-CD	-5.26	1.40	1.47
1	ic	185	MET	N-CA	-5.26	1.35	1.46
1	iZ	175	GLU	CA-CB	5.26	1.65	1.53
1	j8	162	ARG	CZ-NH2	-5.26	1.26	1.33
1	ji	79	GLU	CD-OE1	5.26	1.31	1.25
1	kB	130	TYR	CD1-CE1	5.26	1.47	1.39
1	lk	148	THR	N-CA	5.26	1.56	1.46
1	28	61	GLY	N-CA	5.26	1.53	1.46
1	2o	132	ARG	CZ-NH1	-5.26	1.26	1.33
1	3Q	13	GLN	N-CA	-5.26	1.35	1.46
1	40	145	TYR	CG-CD2	5.26	1.46	1.39
1	41	32	PHE	CB-CG	5.26	1.60	1.51
1	43	226	HIS	CG-CD2	5.26	1.44	1.35
1	4H	71	GLU	CD-OE2	5.26	1.31	1.25
1	5a	33	SER	CA-CB	5.26	1.60	1.52
1	7F	173	ARG	CZ-NH2	-5.26	1.26	1.33
1	9b	23	TRP	CZ2-CH2	5.26	1.47	1.37
1	aQ	35	GLU	CD-OE2	5.26	1.31	1.25
1	bu	133	TRP	NE1-CE2	-5.26	1.30	1.37
1	bH	180	GLU	CD-OE1	-5.26	1.19	1.25
1	bI	161	PHE	CB-CG	-5.26	1.42	1.51

Continued on next page...

Continued from previous page...

Mol	Chain	Res	Type	Atoms	Z	Observed(Å)	Ideal(Å)
1	bM	84	HIS	CB-CG	-5.26	1.40	1.50
1	c3	45	GLU	CG-CD	5.26	1.59	1.51
1	d4	97	ARG	CZ-NH2	-5.26	1.26	1.33
1	dg	168	PHE	CG-CD2	5.26	1.46	1.38
1	e5	79	GLU	CB-CG	5.26	1.62	1.52
1	ez	146	SER	C-N	5.26	1.44	1.34
1	1s	145	TYR	CA-CB	5.26	1.65	1.53
1	eJ	130	TYR	CG-CD1	5.26	1.46	1.39
1	fu	180	GLU	CG-CD	-5.26	1.44	1.51
1	M	113	GLU	CD-OE1	5.26	1.31	1.25
1	ix	41	SER	CA-CB	5.26	1.60	1.52
1	k2	49	PRO	CA-C	-5.26	1.42	1.52
1	kp	35	GLU	CB-CG	5.26	1.62	1.52
1	2C	126	VAL	CA-CB	-5.26	1.43	1.54
1	7j	164	TYR	CZ-OH	5.26	1.46	1.37
1	7C	164	TYR	CZ-OH	5.26	1.46	1.37
1	a3	168	PHE	CG-CD2	5.26	1.46	1.38
1	13	145	TYR	CB-CG	-5.26	1.43	1.51
1	ck	29	GLU	CB-CG	5.26	1.62	1.52
1	ek	82	ARG	CD-NE	5.26	1.55	1.46
1	ew	67	GLN	CB-CG	5.26	1.66	1.52
1	eR	16	SER	CA-CB	5.26	1.60	1.52
1	R	113	GLU	CG-CD	5.26	1.59	1.51
1	gW	79	GLU	CD-OE2	5.26	1.31	1.25
1	h8	61	GLY	N-CA	5.26	1.53	1.46
1	hH	109	SER	CB-OG	5.26	1.49	1.42
1	hN	162	ARG	NE-CZ	5.26	1.39	1.33
1	iy	169	TYR	CG-CD1	5.26	1.46	1.39
1	iU	130	TYR	CG-CD2	5.26	1.46	1.39
1	ju	111	LEU	CA-CB	5.26	1.65	1.53
1	k8	154	ARG	CD-NE	5.26	1.55	1.46
1	lM	159	GLU	C-N	5.26	1.44	1.34
1	lR	117	TRP	NE1-CE2	-5.26	1.30	1.37
1	2G	33	SER	CA-CB	5.26	1.60	1.52
1	2I	109	SER	CA-CB	5.26	1.60	1.52
1	2K	173	ARG	CD-NE	5.26	1.55	1.46
1	3A	223	GLY	CA-C	5.26	1.60	1.51
1	3M	133	TRP	CZ2-CH2	5.26	1.47	1.37
1	4l	120	HIS	CB-CG	5.26	1.59	1.50
1	5I	155	GLN	C-N	5.26	1.42	1.33
1	64	169	TYR	CG-CD1	5.26	1.46	1.39
1	6u	109	SER	CA-CB	5.26	1.60	1.52

Continued on next page...

Continued from previous page...

Mol	Chain	Res	Type	Atoms	Z	Observed(Å)	Ideal(Å)
1	8g	79	GLU	CB-CG	5.26	1.62	1.52
1	8p	165	VAL	CB-CG1	5.26	1.64	1.52
1	8N	169	TYR	CG-CD2	5.26	1.46	1.39
1	8O	145	TYR	CE2-CZ	5.26	1.45	1.38
1	9Q	229	ARG	CD-NE	5.26	1.55	1.46
1	a9	12	HIS	CB-CG	5.26	1.59	1.50
1	aa	143	ARG	CA-CB	5.26	1.65	1.53
1	ci	220	GLY	N-CA	-5.26	1.38	1.46
1	cH	130	TYR	CG-CD2	5.26	1.46	1.39
1	cW	167	ARG	CZ-NH2	-5.26	1.26	1.33
1	1k	32	PHE	CG-CD1	5.26	1.46	1.38
1	dG	154	ARG	CZ-NH1	-5.26	1.26	1.33
1	1t	71	GLU	CB-CG	5.26	1.62	1.52
1	fe	23	TRP	CD2-CE2	5.26	1.47	1.41
1	fu	98	GLU	N-CA	-5.26	1.35	1.46
1	he	173	ARG	CZ-NH1	-5.26	1.26	1.33
1	i4	98	GLU	CB-CG	5.26	1.62	1.52
1	iq	53	ASN	C-N	5.26	1.46	1.34
1	jM	63	GLN	CA-CB	5.26	1.65	1.53
1	jN	145	TYR	CZ-OH	5.26	1.46	1.37
1	kf	160	PRO	N-CD	-5.26	1.40	1.47
1	2e	143	ARG	NE-CZ	5.26	1.39	1.33
1	2Q	29	GLU	CA-CB	5.26	1.65	1.53
1	56	115	ILE	C-N	5.26	1.42	1.33
1	67	23	TRP	NE1-CE2	-5.26	1.30	1.37
1	6E	100	ARG	CZ-NH1	-5.26	1.26	1.33
1	6T	79	GLU	CB-CG	5.26	1.62	1.52
1	7P	117	TRP	NE1-CE2	-5.26	1.30	1.37
1	9y	3	VAL	CB-CG1	5.26	1.63	1.52
1	9Y	32	PHE	CG-CD1	5.26	1.46	1.38
1	aY	32	PHE	CG-CD1	5.26	1.46	1.38
1	18	128	GLU	CB-CG	5.26	1.62	1.52
1	cm	169	TYR	CE2-CZ	5.26	1.45	1.38
1	cM	55	MET	CA-CB	5.26	1.65	1.53
1	dk	159	GLU	CB-CG	5.26	1.62	1.52
1	eu	44	SER	CB-OG	5.26	1.49	1.42
1	fQ	144	MET	CA-CB	5.26	1.65	1.53
1	1	213	GLU	CB-CG	5.26	1.62	1.52
1	A	227	LYS	CA-CB	5.26	1.65	1.53
1	gs	42	ALA	CA-CB	5.26	1.63	1.52
1	3S	89	GLY	C-N	-5.26	1.24	1.34
1	79	217	ALA	CA-CB	5.26	1.63	1.52

Continued on next page...

Continued from previous page...

Mol	Chain	Res	Type	Atoms	Z	Observed(Å)	Ideal(Å)
1	8H	87	HIS	CB-CG	5.26	1.59	1.50
1	93	130	TYR	CZ-OH	5.26	1.46	1.37
1	9L	133	TRP	CE2-CZ2	-5.26	1.30	1.39
1	c4	213	GLU	CB-CG	5.26	1.62	1.52
1	1c	156	GLY	CA-C	-5.26	1.43	1.51
1	dc	162	ARG	CZ-NH2	-5.26	1.26	1.33
1	ev	142	VAL	CB-CG1	5.26	1.63	1.52
1	1r	187	GLU	CG-CD	5.26	1.59	1.51
1	s	88	ALA	C-N	5.26	1.42	1.33
1	W	49	PRO	CA-CB	-5.26	1.43	1.53
1	9	98	GLU	CG-CD	-5.26	1.44	1.51
1	gz	121	ASN	C-N	-5.26	1.24	1.34
1	gC	18	ARG	CD-NE	5.26	1.55	1.46
1	h5	162	ARG	CD-NE	5.26	1.55	1.46
1	1S	80	TRP	CD2-CE2	5.26	1.47	1.41
1	jQ	62	HIS	CA-CB	5.26	1.65	1.53
1	ku	154	ARG	CZ-NH2	-5.26	1.26	1.33
1	l6	23	TRP	CZ2-CH2	5.26	1.47	1.37
1	ln	169	TYR	CG-CD2	5.26	1.46	1.39
1	lH	3	VAL	CA-C	5.26	1.66	1.52
1	54	145	TYR	CD2-CE2	5.26	1.47	1.39
1	9D	166	ASP	CA-CB	5.26	1.65	1.53
1	9L	173	ARG	CZ-NH2	5.26	1.39	1.33
1	av	175	GLU	CB-CG	5.26	1.62	1.52
1	eh	40	PHE	CG-CD1	5.26	1.46	1.38
1	fE	61	GLY	CA-C	-5.26	1.43	1.51
1	t	62	HIS	CB-CG	5.26	1.59	1.50
1	38	38	PRO	N-CD	5.25	1.55	1.47
1	5Y	146	SER	CA-CB	5.25	1.60	1.52
1	9w	164	TYR	CZ-OH	5.25	1.46	1.37
1	1c	23	TRP	NE1-CE2	-5.25	1.30	1.37
1	eH	98	GLU	CD-OE1	5.25	1.31	1.25
1	g1	18	ARG	CZ-NH2	-5.25	1.26	1.33
1	g5	133	TRP	NE1-CE2	-5.25	1.30	1.37
1	gz	167	ARG	CD-NE	5.25	1.55	1.46
1	1F	35	GLU	CD-OE2	5.25	1.31	1.25
1	1G	41	SER	CB-OG	5.25	1.49	1.42
1	ho	201	ILE	N-CA	-5.25	1.35	1.46
1	hp	98	GLU	CG-CD	5.25	1.59	1.51
1	i7	164	TYR	CE2-CZ	5.25	1.45	1.38
1	1R	109	SER	CB-OG	5.25	1.49	1.42
1	kh	80	TRP	CE2-CZ2	5.25	1.48	1.39

Continued on next page...

Continued from previous page...

Mol	Chain	Res	Type	Atoms	Z	Observed(Å)	Ideal(Å)
1	kt	98	GLU	N-CA	5.25	1.56	1.46
1	kx	164	TYR	CE2-CZ	5.25	1.45	1.38
1	le	9	GLN	N-CA	5.25	1.56	1.46
1	lw	57	ASN	C-N	5.25	1.46	1.34
1	35	113	GLU	CB-CG	5.25	1.62	1.52
1	3c	156	GLY	CA-C	5.25	1.60	1.51
1	3w	145	TYR	CB-CG	5.25	1.59	1.51
1	3V	4	GLN	CG-CD	5.25	1.63	1.51
1	6P	136	LEU	CB-CG	5.25	1.67	1.52
1	7i	133	TRP	CD1-NE1	5.25	1.46	1.38
1	8A	101	GLY	N-CA	5.25	1.53	1.46
1	8T	71	GLU	CG-CD	-5.25	1.44	1.51
1	9q	71	GLU	CG-CD	5.25	1.59	1.51
1	9Z	16	SER	CA-CB	5.25	1.60	1.52
1	ar	143	ARG	NE-CZ	5.25	1.39	1.33
1	aW	229	ARG	CD-NE	5.25	1.55	1.46
1	bT	93	PRO	N-CD	5.25	1.55	1.47
1	bW	220	GLY	CA-C	-5.25	1.43	1.51
1	c4	212	GLU	CB-CG	5.25	1.62	1.52
1	dM	133	TRP	NE1-CE2	5.25	1.44	1.37
1	eB	162	ARG	CZ-NH2	-5.25	1.26	1.33
1	eC	122	PRO	CA-C	-5.25	1.42	1.52
1	fu	12	HIS	CA-CB	5.25	1.65	1.53
1	fO	226	HIS	CB-CG	5.25	1.59	1.50
1	s	229	ARG	CB-CG	5.25	1.66	1.52
1	w	40	PHE	CG-CD1	5.25	1.46	1.38
1	gm	132	ARG	NE-CZ	-5.25	1.26	1.33
1	1H	128	GLU	CD-OE2	5.25	1.31	1.25
1	it	88	ALA	CA-CB	5.25	1.63	1.52
1	iL	45	GLU	C-N	5.25	1.42	1.33
1	iX	173	ARG	CD-NE	5.25	1.55	1.46
1	jE	67	GLN	CG-CD	5.25	1.63	1.51
1	ke	88	ALA	C-N	5.25	1.42	1.33
1	kP	180	GLU	CD-OE2	5.25	1.31	1.25
1	l2	164	TYR	CA-CB	5.25	1.65	1.53
1	lc	109	SER	CA-CB	5.25	1.60	1.52
1	lq	116	GLY	N-CA	5.25	1.53	1.46
1	2c	101	GLY	N-CA	-5.25	1.38	1.46
1	3z	75	GLU	CD-OE1	5.25	1.31	1.25
1	3E	1	PRO	N-CD	5.25	1.55	1.47
1	4T	167	ARG	N-CA	5.25	1.56	1.46
1	5Q	161	PHE	CE2-CZ	5.25	1.47	1.37

Continued on next page...

Continued from previous page...

Mol	Chain	Res	Type	Atoms	Z	Observed(Å)	Ideal(Å)
1	6N	178	SER	CA-CB	5.25	1.60	1.52
1	7x	137	GLY	N-CA	-5.25	1.38	1.46
1	8g	95	GLN	CG-CD	5.25	1.63	1.51
1	8R	162	ARG	CZ-NH1	-5.25	1.26	1.33
1	8X	97	ARG	CD-NE	5.25	1.55	1.46
1	eD	45	GLU	CD-OE2	5.25	1.31	1.25
1	gW	146	SER	CA-CB	5.25	1.60	1.52
1	lt	195	ASN	C-N	5.25	1.44	1.34
1	2m	23	TRP	CG-CD1	5.25	1.44	1.36
1	3z	178	SER	CA-CB	5.25	1.60	1.52
1	4L	75	GLU	CB-CG	5.25	1.62	1.52
1	5m	146	SER	CA-CB	5.25	1.60	1.52
1	6k	92	GLU	CB-CG	5.25	1.62	1.52
1	7h	169	TYR	CE2-CZ	5.25	1.45	1.38
1	9u	92	GLU	CD-OE1	5.25	1.31	1.25
1	af	33	SER	CB-OG	-5.25	1.35	1.42
1	aY	109	SER	CB-OG	-5.25	1.35	1.42
1	b3	81	ASP	N-CA	-5.25	1.35	1.46
1	cj	71	GLU	CG-CD	-5.25	1.44	1.51
1	dq	80	TRP	CE2-CZ2	5.25	1.48	1.39
1	eP	61	GLY	CA-C	-5.25	1.43	1.51
1	gr	23	TRP	NE1-CE2	-5.25	1.30	1.37
1	hf	128	GLU	CB-CG	5.25	1.62	1.52
1	ht	21	ASN	CB-CG	5.25	1.63	1.51
1	iX	157	PRO	CA-C	-5.25	1.42	1.52
1	kD	159	GLU	CB-CG	5.25	1.62	1.52
1	lm	44	SER	CA-CB	5.25	1.60	1.52
1	2i	164	TYR	CE1-CZ	5.25	1.45	1.38
1	2B	76	GLU	CD-OE1	-5.25	1.19	1.25
1	2S	146	SER	CA-CB	5.25	1.60	1.52
1	6W	154	ARG	CD-NE	5.25	1.55	1.46
1	9G	219	GLN	N-CA	5.25	1.56	1.46
1	cs	145	TYR	CE2-CZ	5.25	1.45	1.38
1	cu	143	ARG	CZ-NH1	-5.25	1.26	1.33
1	cA	81	ASP	CA-CB	5.25	1.65	1.53
1	di	23	TRP	CZ3-CH2	5.25	1.48	1.40
1	ei	75	GLU	CD-OE2	5.25	1.31	1.25
1	ez	109	SER	CB-OG	5.25	1.49	1.42
1	1t	60	GLY	N-CA	5.25	1.53	1.46
1	f2	90	PRO	N-CA	-5.25	1.38	1.47
1	fs	162	ARG	CZ-NH1	-5.25	1.26	1.33
1	fA	205	LEU	C-N	5.25	1.42	1.33

Continued on next page...

Continued from previous page...

Mol	Chain	Res	Type	Atoms	Z	Observed(Å)	Ideal(Å)
1	gw	113	GLU	CB-CG	5.25	1.62	1.52
1	gV	159	GLU	CD-OE1	5.25	1.31	1.25
1	hm	146	SER	CA-CB	-5.25	1.45	1.52
1	hv	145	TYR	CD1-CE1	5.25	1.47	1.39
1	i0	173	ARG	NE-CZ	5.25	1.39	1.33
1	ic	168	PHE	CG-CD1	5.25	1.46	1.38
1	in	66	MET	CG-SD	-5.25	1.67	1.81
1	1V	154	ARG	CA-CB	5.25	1.65	1.53
1	jO	23	TRP	CD1-NE1	5.25	1.46	1.38
1	lh	17	PRO	N-CD	-5.25	1.40	1.47
1	2d	124	ILE	C-N	5.25	1.44	1.34
1	39	60	GLY	N-CA	-5.25	1.38	1.46
1	3Y	29	GLU	CD-OE1	5.25	1.31	1.25
1	40	80	TRP	CD2-CE2	5.25	1.47	1.41
1	62	100	ARG	CD-NE	5.25	1.55	1.46
1	6p	226	HIS	CB-CG	5.25	1.59	1.50
1	6Q	184	TRP	CG-CD1	5.25	1.44	1.36
1	7g	98	GLU	CB-CG	5.25	1.62	1.52
1	7R	132	ARG	CD-NE	5.25	1.55	1.46
1	8l	80	TRP	CD1-NE1	-5.25	1.29	1.38
1	8W	206	GLY	CA-C	5.25	1.60	1.51
1	9J	23	TRP	NE1-CE2	-5.25	1.30	1.37
1	a4	156	GLY	N-CA	5.25	1.53	1.46
1	ai	41	SER	CA-CB	5.25	1.60	1.52
1	ax	102	SER	CB-OG	-5.25	1.35	1.42
1	ax	159	GLU	CG-CD	5.25	1.59	1.51
1	aB	80	TRP	NE1-CE2	5.25	1.44	1.37
1	ce	164	TYR	CG-CD1	5.25	1.46	1.39
1	dF	130	TYR	CE2-CZ	5.25	1.45	1.38
1	eh	160	PRO	CA-C	-5.25	1.42	1.52
1	x	1	PRO	N-CA	5.25	1.56	1.47
1	hp	76	GLU	CG-CD	-5.25	1.44	1.51
1	iT	212	GLU	CG-CD	5.25	1.59	1.51
1	kW	33	SER	CA-CB	-5.25	1.45	1.52
1	28	212	GLU	CD-OE1	5.25	1.31	1.25
1	3e	75	GLU	CB-CG	5.25	1.62	1.52
1	5r	169	TYR	CZ-OH	5.25	1.46	1.37
1	1n	164	TYR	CE1-CZ	5.25	1.45	1.38
1	eX	175	GLU	CG-CD	5.25	1.59	1.51
1	D	143	ARG	CZ-NH2	5.25	1.39	1.33
1	i8	29	GLU	CD-OE2	5.24	1.31	1.25
1	1V	166	ASP	C-N	5.24	1.46	1.34

Continued on next page...

Continued from previous page...

Mol	Chain	Res	Type	Atoms	Z	Observed(Å)	Ideal(Å)
1	3d	32	PHE	CE1-CZ	5.24	1.47	1.37
1	3S	28	GLU	CB-CG	5.24	1.62	1.52
1	3V	89	GLY	N-CA	5.24	1.53	1.46
1	5j	8	GLY	CA-C	-5.24	1.43	1.51
1	7m	173	ARG	NE-CZ	5.24	1.39	1.33
1	7P	164	TYR	CE2-CZ	5.24	1.45	1.38
1	80	82	ARG	CZ-NH1	-5.24	1.26	1.33
1	8R	180	GLU	CG-CD	5.24	1.59	1.51
1	bf	222	GLY	CA-C	-5.24	1.43	1.51
1	ds	157	PRO	N-CD	5.24	1.55	1.47
1	et	164	TYR	CB-CG	5.24	1.59	1.51
1	ey	122	PRO	N-CD	-5.24	1.40	1.47
1	eM	18	ARG	CD-NE	5.24	1.55	1.46
1	fl	117	TRP	CE3-CZ3	5.24	1.47	1.38
1	i8	169	TYR	CE1-CZ	5.24	1.45	1.38
1	ip	220	GLY	N-CA	-5.24	1.38	1.46
1	3f	1	PRO	N-CD	5.24	1.55	1.47
1	52	76	GLU	CD-OE2	5.24	1.31	1.25
1	6m	32	PHE	CG-CD1	5.24	1.46	1.38
1	7b	229	ARG	CD-NE	5.24	1.55	1.46
1	9x	169	TYR	CZ-OH	5.24	1.46	1.37
1	be	187	GLU	CD-OE2	5.24	1.31	1.25
1	dP	17	PRO	N-CD	-5.24	1.40	1.47
1	g8	178	SER	CA-CB	5.24	1.60	1.52
1	he	16	SER	CB-OG	5.24	1.49	1.42
1	1J	100	ARG	C-N	5.24	1.42	1.33
1	1J	168	PHE	CG-CD2	5.24	1.46	1.38
1	1R	220	GLY	N-CA	5.24	1.53	1.46
1	iL	87	HIS	CA-CB	5.24	1.65	1.53
1	iU	143	ARG	CD-NE	5.24	1.55	1.46
1	k5	82	ARG	CD-NE	5.24	1.55	1.46
1	kN	169	TYR	CG-CD2	5.24	1.46	1.39
1	lB	96	MET	CA-CB	5.24	1.65	1.53
1	4g	87	HIS	CA-CB	5.24	1.65	1.53
1	4V	130	TYR	CA-CB	5.24	1.65	1.53
1	52	145	TYR	CZ-OH	5.24	1.46	1.37
1	6s	160	PRO	N-CA	5.24	1.56	1.47
1	73	217	ALA	CA-CB	5.24	1.63	1.52
1	8f	113	GLU	CD-OE2	-5.24	1.19	1.25
1	91	97	ARG	CD-NE	5.24	1.55	1.46
1	98	184	TRP	CE3-CZ3	5.24	1.47	1.38
1	a2	101	GLY	C-O	-5.24	1.15	1.23

Continued on next page...

Continued from previous page...

Mol	Chain	Res	Type	Atoms	Z	Observed(Å)	Ideal(Å)
1	aj	224	PRO	C-N	5.24	1.42	1.33
1	ar	195	ASN	C-N	5.24	1.44	1.34
1	aE	145	TYR	CA-CB	5.24	1.65	1.53
1	aZ	7	GLN	C-N	5.24	1.42	1.33
1	bl	82	ARG	CD-NE	5.24	1.55	1.46
1	bC	184	TRP	CD2-CE2	5.24	1.47	1.41
1	bM	57	ASN	CB-CG	5.24	1.63	1.51
1	bW	154	ARG	CD-NE	5.24	1.55	1.46
1	dC	145	TYR	CG-CD2	5.24	1.46	1.39
1	eR	100	ARG	CD-NE	5.24	1.55	1.46
1	fZ	1	PRO	N-CA	5.24	1.56	1.47
1	T	23	TRP	NE1-CE2	-5.24	1.30	1.37
1	go	226	HIS	CB-CG	5.24	1.59	1.50
1	iB	164	TYR	CZ-OH	5.24	1.46	1.37
1	1T	113	GLU	CD-OE2	5.24	1.31	1.25
1	1W	173	ARG	CZ-NH2	-5.24	1.26	1.33
1	2M	184	TRP	CB-CG	-5.24	1.40	1.50
1	3l	146	SER	CA-CB	-5.24	1.45	1.52
1	3l	161	PHE	CD1-CE1	5.24	1.49	1.39
1	3t	162	ARG	CD-NE	5.24	1.55	1.46
1	5p	101	GLY	CA-C	5.24	1.60	1.51
1	5Y	3	VAL	CB-CG1	-5.24	1.41	1.52
1	7l	79	GLU	CD-OE1	5.24	1.31	1.25
1	8F	18	ARG	CD-NE	5.24	1.55	1.46
1	99	89	GLY	N-CA	-5.24	1.38	1.46
1	9u	147	PRO	N-CA	-5.24	1.38	1.47
1	ay	167	ARG	CZ-NH2	-5.24	1.26	1.33
1	aC	130	TYR	CG-CD2	5.24	1.46	1.39
1	b5	10	MET	N-CA	-5.24	1.35	1.46
1	bc	101	GLY	CA-C	-5.24	1.43	1.51
1	bf	170	LYS	CD-CE	5.24	1.64	1.51
1	d3	35	GLU	CB-CG	5.24	1.62	1.52
1	d5	174	ALA	N-CA	-5.24	1.35	1.46
1	eq	60	GLY	C-N	5.24	1.42	1.33
1	1B	32	PHE	CG-CD2	5.24	1.46	1.38
1	x	17	PRO	N-CD	-5.24	1.40	1.47
1	N	206	GLY	CA-C	5.24	1.60	1.51
1	j0	123	PRO	N-CD	-5.24	1.40	1.47
1	jh	47	ALA	CA-CB	5.24	1.63	1.52
1	kh	98	GLU	CA-CB	5.24	1.65	1.53
1	2n	149	SER	CA-CB	5.24	1.60	1.52
1	95	3	VAL	CA-CB	-5.24	1.43	1.54

Continued on next page...

Continued from previous page...

Mol	Chain	Res	Type	Atoms	Z	Observed(Å)	Ideal(Å)
1	ac	41	SER	CB-OG	5.24	1.49	1.42
1	ak	143	ARG	CD-NE	5.24	1.55	1.46
1	dn	98	GLU	CD-OE2	5.24	1.31	1.25
1	w	214	MET	CA-C	-5.24	1.39	1.52
1	gT	23	TRP	CD2-CE2	5.24	1.47	1.41
1	hW	137	GLY	N-CA	5.24	1.53	1.46
1	id	117	TRP	NE1-CE2	-5.24	1.30	1.37
1	je	228	ALA	CA-CB	5.24	1.63	1.52
1	jC	71	GLU	CB-CG	5.24	1.62	1.52
1	jC	121	ASN	C-N	5.24	1.44	1.34
1	jQ	88	ALA	C-N	5.24	1.42	1.33
1	ko	218	CYS	CB-SG	-5.24	1.73	1.81
1	lR	187	GLU	CD-OE2	5.24	1.31	1.25
1	3P	23	TRP	CD2-CE3	5.24	1.48	1.40
1	46	93	PRO	N-CD	5.24	1.55	1.47
1	4u	145	TYR	CG-CD2	5.24	1.46	1.39
1	6n	164	TYR	CB-CG	-5.24	1.43	1.51
1	6o	212	GLU	CD-OE2	5.24	1.31	1.25
1	7I	23	TRP	CG-CD1	5.24	1.44	1.36
1	7U	59	VAL	C-N	5.24	1.42	1.33
1	85	168	PHE	CG-CD2	5.24	1.46	1.38
1	8U	180	GLU	CG-CD	5.24	1.59	1.51
1	96	117	TRP	CD2-CE3	-5.24	1.32	1.40
1	9T	117	TRP	NE1-CE2	-5.24	1.30	1.37
1	at	59	VAL	C-N	5.24	1.42	1.33
1	aw	136	LEU	C-N	5.24	1.42	1.33
1	bl	35	GLU	CD-OE2	5.24	1.31	1.25
1	cV	89	GLY	CA-C	5.24	1.60	1.51
1	eq	75	GLU	CD-OE2	-5.24	1.19	1.25
1	lx	198	CYS	CB-SG	-5.24	1.73	1.81
1	p	85	PRO	CA-C	-5.24	1.42	1.52
1	1C	29	GLU	CB-CG	5.23	1.62	1.52
1	hG	45	GLU	C-N	5.23	1.42	1.33
1	1N	136	LEU	N-CA	-5.23	1.35	1.46
1	i9	169	TYR	CG-CD2	5.23	1.46	1.39
1	jL	133	TRP	CB-CG	5.23	1.59	1.50
1	ki	29	GLU	CB-CG	5.23	1.62	1.52
1	2m	195	ASN	C-N	5.23	1.44	1.34
1	3K	185	MET	CG-SD	5.23	1.94	1.81
1	62	149	SER	CA-CB	5.23	1.60	1.52
1	7f	46	GLY	CA-C	-5.23	1.43	1.51
1	7Z	154	ARG	N-CA	-5.23	1.35	1.46

Continued on next page...

Continued from previous page...

Mol	Chain	Res	Type	Atoms	Z	Observed(Å)	Ideal(Å)
1	82	12	HIS	CA-CB	5.23	1.65	1.53
1	8F	124	ILE	C-N	5.23	1.44	1.34
1	9K	54	THR	CB-OG1	-5.23	1.32	1.43
1	15	29	GLU	CD-OE2	5.23	1.31	1.25
1	b3	161	PHE	CG-CD2	5.23	1.46	1.38
1	d6	169	TYR	CE1-CZ	5.23	1.45	1.38
1	e1	145	TYR	CE2-CZ	5.23	1.45	1.38
1	eH	40	PHE	CD2-CE2	5.23	1.49	1.39
1	eJ	230	VAL	CB-CG1	5.23	1.63	1.52
1	1w	154	ARG	CD-NE	5.23	1.55	1.46
1	fv	79	GLU	CB-CG	5.23	1.62	1.52
1	fH	35	GLU	CD-OE2	5.23	1.31	1.25
1	gQ	184	TRP	CD2-CE2	5.23	1.47	1.41
1	hU	122	PRO	N-CD	-5.23	1.40	1.47
1	ju	168	PHE	CG-CD2	5.23	1.46	1.38
1	jN	1	PRO	N-CD	5.23	1.55	1.47
1	l3	149	SER	N-CA	5.23	1.56	1.46
1	2u	18	ARG	NE-CZ	5.23	1.39	1.33
1	3n	225	GLY	CA-C	-5.23	1.43	1.51
1	3C	75	GLU	CG-CD	-5.23	1.44	1.51
1	47	184	TRP	CZ3-CH2	5.23	1.48	1.40
1	55	93	PRO	N-CD	-5.23	1.40	1.47
1	8t	106	GLY	CA-C	-5.23	1.43	1.51
1	8Y	101	GLY	N-CA	-5.23	1.38	1.46
1	9b	35	GLU	CA-CB	5.23	1.65	1.53
1	9N	206	GLY	N-CA	5.23	1.53	1.46
1	aq	49	PRO	CA-C	5.23	1.63	1.52
1	as	187	GLU	CG-CD	5.23	1.59	1.51
1	aS	92	GLU	CD-OE1	5.23	1.31	1.25
1	cI	213	GLU	CD-OE1	5.23	1.31	1.25
1	dj	76	GLU	CG-CD	5.23	1.59	1.51
1	lp	16	SER	CA-CB	5.23	1.60	1.52
1	eO	61	GLY	N-CA	5.23	1.53	1.46
1	fC	161	PHE	CB-CG	-5.23	1.42	1.51
1	g	130	TYR	CG-CD2	5.23	1.46	1.39
1	o	191	VAL	CB-CG2	5.23	1.63	1.52
1	hg	196	PRO	N-CD	-5.23	1.40	1.47
1	ix	35	GLU	CD-OE2	5.23	1.31	1.25
1	iD	159	GLU	CD-OE2	5.23	1.31	1.25
1	jz	109	SER	CA-CB	5.23	1.60	1.52
1	kr	164	TYR	CD1-CE1	5.23	1.47	1.39
1	2Y	117	TRP	CD2-CE3	-5.23	1.32	1.40

Continued on next page...

Continued from previous page...

Mol	Chain	Res	Type	Atoms	Z	Observed(Å)	Ideal(Å)
1	3q	229	ARG	CZ-NH1	-5.23	1.26	1.33
1	3X	44	SER	CB-OG	5.23	1.49	1.42
1	4c	169	TYR	CE1-CZ	5.23	1.45	1.38
1	4o	82	ARG	CD-NE	5.23	1.55	1.46
1	5j	123	PRO	CA-C	5.23	1.63	1.52
1	5V	229	ARG	CZ-NH1	-5.23	1.26	1.33
1	7o	18	ARG	CZ-NH1	-5.23	1.26	1.33
1	7z	39	MET	C-N	5.23	1.46	1.34
1	7R	229	ARG	CD-NE	5.23	1.55	1.46
1	7T	1	PRO	CA-CB	-5.23	1.43	1.53
1	9p	80	TRP	CD1-NE1	-5.23	1.29	1.38
1	9F	195	ASN	CB-CG	5.23	1.63	1.51
1	9M	33	SER	CA-CB	5.23	1.60	1.52
1	bD	228	ALA	CA-CB	5.23	1.63	1.52
1	bJ	23	TRP	CZ3-CH2	-5.23	1.31	1.40
1	cy	29	GLU	CA-CB	5.23	1.65	1.53
1	cy	32	PHE	CE2-CZ	5.23	1.47	1.37
1	du	45	GLU	CB-CG	5.23	1.62	1.52
1	dF	132	ARG	CD-NE	5.23	1.55	1.46
1	dM	100	ARG	CZ-NH2	5.23	1.39	1.33
1	eB	98	GLU	CG-CD	-5.23	1.44	1.51
1	fl	173	ARG	CZ-NH2	-5.23	1.26	1.33
1	E	80	TRP	CD2-CE2	5.23	1.47	1.41
1	ha	52	LEU	CA-CB	5.23	1.65	1.53
1	j9	135	ILE	N-CA	5.23	1.56	1.46
1	2A	132	ARG	CD-NE	5.23	1.55	1.46
1	3b	84	HIS	C-N	-5.23	1.24	1.34
1	4F	172	LEU	CA-C	-5.23	1.39	1.52
1	5u	98	GLU	CB-CG	5.23	1.62	1.52
1	60	76	GLU	CG-CD	-5.23	1.44	1.51
1	62	1	PRO	N-CD	5.23	1.55	1.47
1	6y	82	ARG	CZ-NH2	-5.23	1.26	1.33
1	8O	71	GLU	CB-CG	5.23	1.62	1.52
1	9q	97	ARG	NE-CZ	-5.23	1.26	1.33
1	dZ	34	PRO	N-CD	-5.23	1.40	1.47
1	hN	117	TRP	NE1-CE2	-5.23	1.30	1.37
1	hS	169	TYR	CG-CD2	5.23	1.46	1.39
1	ia	100	ARG	CD-NE	5.23	1.55	1.46
1	k3	127	GLY	CA-C	-5.23	1.43	1.51
1	kf	169	TYR	CE1-CZ	5.23	1.45	1.38
1	kF	133	TRP	CZ2-CH2	5.23	1.47	1.37
1	kJ	128	GLU	CG-CD	-5.23	1.44	1.51

Continued on next page...

Continued from previous page...

Mol	Chain	Res	Type	Atoms	Z	Observed(Å)	Ideal(Å)
1	2n	205	LEU	CA-CB	5.23	1.65	1.53
1	2U	125	PRO	N-CD	-5.23	1.40	1.47
1	35	146	SER	CA-CB	5.23	1.60	1.52
1	3K	109	SER	CA-CB	5.23	1.60	1.52
1	4m	79	GLU	CB-CG	5.23	1.62	1.52
1	4m	184	TRP	CD2-CE3	5.23	1.48	1.40
1	4G	156	GLY	CA-C	-5.23	1.43	1.51
1	5b	80	TRP	CD2-CE2	5.23	1.47	1.41
1	5R	131	LYS	CE-NZ	-5.23	1.35	1.49
1	76	113	GLU	CD-OE2	5.23	1.31	1.25
1	7a	89	GLY	CA-C	-5.23	1.43	1.51
1	7v	8	GLY	CA-C	-5.23	1.43	1.51
1	90	98	GLU	CA-CB	5.23	1.65	1.53
1	9i	185	MET	N-CA	-5.23	1.35	1.46
1	aE	116	GLY	N-CA	5.23	1.53	1.46
1	c9	119	THR	N-CA	5.23	1.56	1.46
1	cg	32	PHE	CB-CG	5.23	1.60	1.51
1	cF	212	GLU	CB-CG	5.23	1.62	1.52
1	cI	80	TRP	CD2-CE3	-5.23	1.32	1.40
1	d6	100	ARG	CZ-NH2	-5.23	1.26	1.33
1	ds	10	MET	C-O	5.23	1.33	1.23
1	e0	33	SER	CB-OG	5.23	1.49	1.42
1	es	1	PRO	N-CA	5.23	1.56	1.47
1	l	204	ALA	CA-CB	5.23	1.63	1.52
1	1H	80	TRP	CG-CD2	5.23	1.52	1.43
1	hz	57	ASN	N-CA	-5.23	1.35	1.46
1	is	92	GLU	CD-OE2	5.23	1.31	1.25
1	1W	167	ARG	CD-NE	5.23	1.55	1.46
1	jz	188	THR	N-CA	5.23	1.56	1.46
1	k1	161	PHE	CD2-CE2	5.23	1.49	1.39
1	2r	127	GLY	CA-C	-5.23	1.43	1.51
1	3s	40	PHE	CG-CD2	5.23	1.46	1.38
1	5z	215	MET	N-CA	-5.23	1.35	1.46
1	7f	164	TYR	CE1-CZ	5.23	1.45	1.38
1	8H	41	SER	CA-CB	5.23	1.60	1.52
1	8Q	100	ARG	CZ-NH1	-5.23	1.26	1.33
1	9H	93	PRO	CA-CB	5.23	1.64	1.53
1	aU	213	GLU	CD-OE1	-5.23	1.20	1.25
1	bO	167	ARG	CD-NE	5.23	1.55	1.46
1	cv	164	TYR	CZ-OH	5.23	1.46	1.37
1	em	164	TYR	CE2-CZ	5.23	1.45	1.38
1	fr	136	LEU	C-N	5.23	1.42	1.33

Continued on next page...

Continued from previous page...

Mol	Chain	Res	Type	Atoms	Z	Observed(Å)	Ideal(Å)
1	fB	105	ALA	CA-CB	5.23	1.63	1.52
1	h	23	TRP	CZ3-CH2	-5.23	1.31	1.40
1	gj	58	THR	CA-C	-5.22	1.39	1.52
1	ho	128	GLU	CD-OE1	5.22	1.31	1.25
1	hR	57	ASN	CB-CG	5.22	1.63	1.51
1	ip	130	TYR	CE1-CZ	5.22	1.45	1.38
1	jh	191	VAL	CA-CB	-5.22	1.43	1.54
1	jF	180	GLU	CG-CD	5.22	1.59	1.51
1	1X	23	TRP	NE1-CE2	5.22	1.44	1.37
1	jI	212	GLU	CD-OE2	5.22	1.31	1.25
1	kg	16	SER	CA-CB	5.22	1.60	1.52
1	kw	109	SER	CA-CB	5.22	1.60	1.52
1	kA	16	SER	CA-CB	5.22	1.60	1.52
1	2L	145	TYR	CE2-CZ	5.22	1.45	1.38
1	2T	192	GLN	CB-CG	5.22	1.66	1.52
1	2X	12	HIS	CB-CG	5.22	1.59	1.50
1	30	154	ARG	CZ-NH1	-5.22	1.26	1.33
1	6D	28	GLU	CD-OE1	5.22	1.31	1.25
1	6Z	97	ARG	NE-CZ	-5.22	1.26	1.33
1	76	195	ASN	CB-CG	5.22	1.63	1.51
1	9I	173	ARG	CA-CB	5.22	1.65	1.53
1	az	173	ARG	CD-NE	5.22	1.55	1.46
1	aR	113	GLU	CD-OE2	5.22	1.31	1.25
1	b8	154	ARG	CZ-NH1	-5.22	1.26	1.33
1	cC	167	ARG	CD-NE	5.22	1.55	1.46
1	d1	164	TYR	CE1-CZ	5.22	1.45	1.38
1	d7	18	ARG	CZ-NH2	5.22	1.39	1.33
1	ds	175	GLU	CA-CB	5.22	1.65	1.53
1	dA	28	GLU	CG-CD	5.22	1.59	1.51
1	eI	133	TRP	NE1-CE2	-5.22	1.30	1.37
1	ft	159	GLU	CD-OE2	-5.22	1.20	1.25
1	fV	164	TYR	CZ-OH	5.22	1.46	1.37
1	g5	193	ASN	N-CA	-5.22	1.35	1.46
1	y	200	THR	CB-OG1	-5.22	1.32	1.43
1	z	59	VAL	CB-CG2	5.22	1.63	1.52
1	D	212	GLU	CB-CG	5.22	1.62	1.52
1	G	35	GLU	CG-CD	5.22	1.59	1.51
1	i5	49	PRO	N-CD	-5.22	1.40	1.47
1	iG	128	GLU	CB-CG	5.22	1.62	1.52
1	jn	130	TYR	CG-CD2	5.22	1.46	1.39
1	kr	32	PHE	CE1-CZ	5.22	1.47	1.37
1	kC	224	PRO	C-N	5.22	1.42	1.33

Continued on next page...

Continued from previous page...

Mol	Chain	Res	Type	Atoms	Z	Observed(Å)	Ideal(Å)
1	lw	93	PRO	N-CD	5.22	1.55	1.47
1	lM	59	VAL	C-N	5.22	1.42	1.33
1	2m	59	VAL	C-N	5.22	1.42	1.33
1	2O	154	ARG	CA-CB	5.22	1.65	1.53
1	3J	212	GLU	CD-OE2	-5.22	1.20	1.25
1	5N	60	GLY	N-CA	-5.22	1.38	1.46
1	6c	145	TYR	CB-CG	5.22	1.59	1.51
1	6O	229	ARG	CD-NE	5.22	1.55	1.46
1	ag	218	CYS	C-N	5.22	1.46	1.34
1	as	29	GLU	N-CA	-5.22	1.35	1.46
1	aO	41	SER	CA-CB	5.22	1.60	1.52
1	bn	36	VAL	CB-CG1	5.22	1.63	1.52
1	1b	36	VAL	CB-CG1	5.22	1.63	1.52
1	bW	214	MET	CG-SD	5.22	1.94	1.81
1	c9	224	PRO	N-CD	-5.22	1.40	1.47
1	1p	113	GLU	CA-CB	5.22	1.65	1.53
1	eA	145	TYR	CZ-OH	5.22	1.46	1.37
1	h	224	PRO	N-CD	-5.22	1.40	1.47
1	3H	133	TRP	CA-CB	5.22	1.65	1.53
1	4x	212	GLU	CG-CD	5.22	1.59	1.51
1	4D	186	THR	N-CA	5.22	1.56	1.46
1	8c	169	TYR	CZ-OH	5.22	1.46	1.37
1	9z	223	GLY	N-CA	5.22	1.53	1.46
1	aq	106	GLY	N-CA	-5.22	1.38	1.46
1	dO	109	SER	CA-CB	5.22	1.60	1.52
1	fD	154	ARG	CD-NE	5.22	1.55	1.46
1	hN	212	GLU	CD-OE2	5.22	1.31	1.25
1	i0	205	LEU	C-N	5.22	1.42	1.33
1	1T	222	GLY	CA-C	-5.22	1.43	1.51
1	jn	75	GLU	CD-OE2	5.22	1.31	1.25
1	lk	221	VAL	C-N	5.22	1.42	1.33
1	46	34	PRO	N-CD	-5.22	1.40	1.47
1	85	32	PHE	CG-CD2	5.22	1.46	1.38
1	93	126	VAL	CA-CB	-5.22	1.43	1.54
1	95	133	TRP	CB-CG	5.22	1.59	1.50
1	b0	158	LYS	CA-CB	5.22	1.65	1.53
1	bM	37	ILE	C-N	5.22	1.44	1.34
1	e9	35	GLU	CA-CB	5.22	1.65	1.53
1	fr	169	TYR	CE2-CZ	5.22	1.45	1.38
1	1y	149	SER	N-CA	-5.22	1.35	1.46
1	H	28	GLU	N-CA	5.22	1.56	1.46
1	jM	22	ALA	CA-CB	5.22	1.63	1.52

Continued on next page...

Continued from previous page...

Mol	Chain	Res	Type	Atoms	Z	Observed(Å)	Ideal(Å)
1	4C	176	GLN	CG-CD	5.22	1.63	1.51
1	6O	29	GLU	CB-CG	5.22	1.62	1.52
1	77	130	TYR	CG-CD2	5.22	1.46	1.39
1	8I	80	TRP	CD1-NE1	-5.22	1.29	1.38
1	9t	106	GLY	CA-C	-5.22	1.43	1.51
1	b8	226	HIS	CB-CG	5.22	1.59	1.50
1	cZ	109	SER	CB-OG	5.22	1.49	1.42
1	d4	88	ALA	CA-CB	5.22	1.63	1.52
1	ej	75	GLU	CB-CG	5.22	1.62	1.52
1	g	137	GLY	N-CA	5.22	1.53	1.46
1	t	87	HIS	CB-CG	5.22	1.59	1.50
1	hi	16	SER	CA-CB	5.22	1.60	1.52
1	i0	213	GLU	CD-OE1	-5.22	1.20	1.25
1	iq	132	ARG	CZ-NH2	-5.22	1.26	1.33
1	j3	207	PRO	N-CD	-5.22	1.40	1.47
1	j9	87	HIS	CG-CD2	5.22	1.44	1.35
1	ki	113	GLU	CG-CD	-5.22	1.44	1.51
1	22	230	VAL	CB-CG2	5.22	1.63	1.52
1	kU	146	SER	CA-CB	5.22	1.60	1.52
1	lH	225	GLY	N-CA	-5.22	1.38	1.46
1	2c	28	GLU	CB-CG	5.22	1.62	1.52
1	2r	79	GLU	CB-CG	5.22	1.62	1.52
1	2y	167	ARG	CD-NE	5.22	1.55	1.46
1	4J	175	GLU	CD-OE2	5.22	1.31	1.25
1	6o	169	TYR	CG-CD2	5.22	1.46	1.39
1	71	133	TRP	CD2-CE2	5.22	1.47	1.41
1	7U	178	SER	CA-CB	5.22	1.60	1.52
1	84	140	LYS	N-CA	5.22	1.56	1.46
1	86	124	ILE	C-N	5.22	1.44	1.34
1	9S	169	TYR	CD1-CE1	5.22	1.47	1.39
1	a2	169	TYR	CE1-CZ	5.22	1.45	1.38
1	a7	161	PHE	CG-CD1	5.22	1.46	1.38
1	ao	127	GLY	CA-C	-5.22	1.43	1.51
1	aD	16	SER	CA-CB	5.22	1.60	1.52
1	ca	157	PRO	CA-CB	5.22	1.64	1.53
1	cc	41	SER	CA-CB	5.22	1.60	1.52
1	cN	38	PRO	N-CD	-5.22	1.40	1.47
1	dQ	159	GLU	CB-CG	5.22	1.62	1.52
1	fb	23	TRP	CA-CB	-5.22	1.42	1.53
1	fr	206	GLY	CA-C	-5.22	1.43	1.51
1	fM	213	GLU	CD-OE1	5.22	1.31	1.25
1	fX	143	ARG	CD-NE	5.22	1.55	1.46

Continued on next page...

Continued from previous page...

Mol	Chain	Res	Type	Atoms	Z	Observed(Å)	Ideal(Å)
1	6	169	TYR	CE1-CZ	5.22	1.45	1.38
1	gp	66	MET	CG-SD	5.21	1.94	1.81
1	hc	50	GLN	N-CA	-5.21	1.35	1.46
1	hl	24	VAL	CB-CG1	5.21	1.63	1.52
1	hV	144	MET	CG-SD	5.21	1.94	1.81
1	i5	23	TRP	CG-CD1	5.21	1.44	1.36
1	id	121	ASN	C-N	5.21	1.44	1.34
1	if	136	LEU	C-N	5.21	1.42	1.33
1	ix	97	ARG	CD-NE	5.21	1.55	1.46
1	iY	49	PRO	N-CD	-5.21	1.40	1.47
1	jt	170	LYS	CA-CB	5.21	1.65	1.53
1	ki	162	ARG	CD-NE	5.21	1.55	1.46
1	kP	139	ASN	CA-CB	5.21	1.66	1.53
1	3s	130	TYR	CG-CD1	5.21	1.46	1.39
1	4k	145	TYR	CG-CD1	5.21	1.46	1.39
1	5C	143	ARG	CD-NE	5.21	1.55	1.46
1	6b	79	GLU	CD-OE1	5.21	1.31	1.25
1	6i	154	ARG	CZ-NH2	-5.21	1.26	1.33
1	6k	164	TYR	CG-CD1	5.21	1.46	1.39
1	6o	130	TYR	CE2-CZ	5.21	1.45	1.38
1	6H	47	ALA	N-CA	-5.21	1.35	1.46
1	6Z	1	PRO	N-CA	5.21	1.56	1.47
1	76	27	VAL	N-CA	5.21	1.56	1.46
1	7E	128	GLU	CD-OE2	-5.21	1.20	1.25
1	7S	7	GLN	CA-CB	5.21	1.65	1.53
1	9k	130	TYR	CG-CD1	5.21	1.46	1.39
1	9p	132	ARG	CA-CB	5.21	1.65	1.53
1	af	61	GLY	CA-C	-5.21	1.43	1.51
1	am	109	SER	CA-CB	5.21	1.60	1.52
1	bP	23	TRP	CE3-CZ3	5.21	1.47	1.38
1	fe	78	ALA	CA-CB	5.21	1.63	1.52
1	fl	169	TYR	CE1-CZ	5.21	1.45	1.38
1	fJ	41	SER	CA-CB	5.21	1.60	1.52
1	1B	40	PHE	CG-CD2	5.21	1.46	1.38
1	i4	92	GLU	C-N	-5.21	1.24	1.34
1	jd	187	GLU	CD-OE1	-5.21	1.20	1.25
1	je	229	ARG	CD-NE	5.21	1.55	1.46
1	ju	53	ASN	N-CA	-5.21	1.35	1.46
1	l0	71	GLU	CD-OE2	-5.21	1.20	1.25
1	4q	224	PRO	N-CD	-5.21	1.40	1.47
1	4A	222	GLY	CA-C	-5.21	1.43	1.51
1	5w	32	PHE	CG-CD2	5.21	1.46	1.38

Continued on next page...

Continued from previous page...

Mol	Chain	Res	Type	Atoms	Z	Observed(Å)	Ideal(Å)
1	7M	117	TRP	CD2-CE3	5.21	1.48	1.40
1	8p	132	ARG	CD-NE	5.21	1.55	1.46
1	8S	225	GLY	CA-C	-5.21	1.43	1.51
1	cl	45	GLU	CA-CB	5.21	1.65	1.53
1	dk	102	SER	CB-OG	5.21	1.49	1.42
1	dD	230	VAL	CB-CG2	5.21	1.63	1.52
1	fw	76	GLU	CD-OE1	5.21	1.31	1.25
1	fz	154	ARG	CD-NE	5.21	1.55	1.46
1	hL	170	LYS	N-CA	5.21	1.56	1.46
1	j9	228	ALA	CA-CB	5.21	1.63	1.52
1	ji	98	GLU	CG-CD	-5.21	1.44	1.51
1	k3	184	TRP	CD2-CE3	5.21	1.48	1.40
1	kL	187	GLU	CD-OE2	5.21	1.31	1.25
1	kS	219	GLN	CG-CD	5.21	1.63	1.51
1	lx	175	GLU	CD-OE2	5.21	1.31	1.25
1	lz	12	HIS	CB-CG	-5.21	1.40	1.50
1	4e	97	ARG	CZ-NH2	-5.21	1.26	1.33
1	4T	60	GLY	N-CA	5.21	1.53	1.46
1	5c	132	ARG	NE-CZ	5.21	1.39	1.33
1	5l	28	GLU	CG-CD	-5.21	1.44	1.51
1	8I	86	VAL	CB-CG2	5.21	1.63	1.52
1	b9	44	SER	CA-CB	5.21	1.60	1.52
1	bS	92	GLU	CB-CG	5.21	1.62	1.52
1	c3	218	CYS	CA-CB	5.21	1.65	1.53
1	dH	61	GLY	N-CA	5.21	1.53	1.46
1	fG	46	GLY	CA-C	-5.21	1.43	1.51
1	kE	109	SER	CB-OG	5.21	1.49	1.42
1	2J	1	PRO	N-CD	5.21	1.55	1.47
1	3B	159	GLU	CD-OE1	5.21	1.31	1.25
1	5c	175	GLU	CB-CG	5.21	1.62	1.52
1	5N	147	PRO	N-CD	-5.21	1.40	1.47
1	6k	101	GLY	N-CA	5.21	1.53	1.46
1	8I	88	ALA	C-N	5.21	1.42	1.33
1	9t	85	PRO	N-CD	5.21	1.55	1.47
1	ap	130	TYR	CD1-CE1	5.21	1.47	1.39
1	ca	178	SER	CA-CB	5.21	1.60	1.52
1	dz	122	PRO	CA-CB	5.21	1.64	1.53
1	dB	213	GLU	CG-CD	5.21	1.59	1.51
1	eG	146	SER	CB-OG	5.21	1.49	1.42
1	fr	213	GLU	CA-CB	5.21	1.65	1.53
1	h2	16	SER	CA-CB	5.21	1.60	1.52
1	i7	213	GLU	CD-OE2	5.21	1.31	1.25

Continued on next page...

Continued from previous page...

Mol	Chain	Res	Type	Atoms	Z	Observed(Å)	Ideal(Å)
1	iZ	30	LYS	C-N	5.21	1.46	1.34
1	1X	175	GLU	CB-CG	5.21	1.62	1.52
1	kp	154	ARG	CD-NE	5.21	1.55	1.46
1	kK	41	SER	CA-CB	5.21	1.60	1.52
1	kM	175	GLU	CG-CD	5.21	1.59	1.51
1	lp	184	TRP	NE1-CE2	5.21	1.44	1.37
1	2z	40	PHE	CE1-CZ	5.21	1.47	1.37
1	3N	133	TRP	CG-CD1	5.21	1.44	1.36
1	4G	26	VAL	CB-CG2	5.21	1.63	1.52
1	4L	113	GLU	CB-CG	5.21	1.62	1.52
1	5m	8	GLY	CA-C	-5.21	1.43	1.51
1	5q	117	TRP	CG-CD1	5.21	1.44	1.36
1	63	117	TRP	NE1-CE2	-5.21	1.30	1.37
1	6B	213	GLU	CB-CG	5.21	1.62	1.52
1	76	32	PHE	CD2-CE2	5.21	1.49	1.39
1	8C	36	VAL	CB-CG1	5.21	1.63	1.52
1	93	145	TYR	CE1-CZ	5.21	1.45	1.38
1	9L	86	VAL	CA-CB	-5.21	1.43	1.54
1	aG	213	GLU	CD-OE1	5.21	1.31	1.25
1	aL	169	TYR	CZ-OH	5.21	1.46	1.37
1	cD	75	GLU	CD-OE1	-5.21	1.20	1.25
1	cP	167	ARG	CD-NE	5.21	1.55	1.46
1	cU	130	TYR	CB-CG	5.21	1.59	1.51
1	d4	179	GLN	CB-CG	5.21	1.66	1.52
1	d8	137	GLY	N-CA	-5.21	1.38	1.46
1	ew	1	PRO	N-CA	5.21	1.56	1.47
1	eQ	143	ARG	CD-NE	5.21	1.55	1.46
1	1B	8	GLY	N-CA	5.21	1.53	1.46
1	p	132	ARG	CD-NE	5.21	1.55	1.46
1	C	32	PHE	CG-CD2	5.21	1.46	1.38
1	go	213	GLU	CD-OE1	5.21	1.31	1.25
1	j5	40	PHE	N-CA	5.21	1.56	1.46
1	jb	61	GLY	N-CA	5.21	1.53	1.46
1	jm	188	THR	CA-CB	5.21	1.66	1.53
1	jF	18	ARG	CZ-NH1	-5.21	1.26	1.33
1	jO	24	VAL	N-CA	-5.21	1.35	1.46
1	jZ	132	ARG	CD-NE	5.21	1.55	1.46
1	kE	159	GLU	CD-OE2	-5.21	1.20	1.25
1	kF	213	GLU	CD-OE1	-5.21	1.20	1.25
1	kJ	231	LEU	C-OXT	5.21	1.33	1.23
1	54	97	ARG	CZ-NH2	-5.21	1.26	1.33
1	6t	164	TYR	CZ-OH	5.21	1.46	1.37

Continued on next page...

Continued from previous page...

Mol	Chain	Res	Type	Atoms	Z	Observed(Å)	Ideal(Å)
1	6G	35	GLU	CB-CG	5.21	1.62	1.52
1	6Q	164	TYR	CE2-CZ	5.21	1.45	1.38
1	6W	194	ALA	CA-CB	5.21	1.63	1.52
1	7A	229	ARG	CD-NE	5.21	1.55	1.46
1	ab	33	SER	CA-CB	5.21	1.60	1.52
1	aJ	214	MET	CA-CB	5.21	1.65	1.53
1	df	16	SER	CB-OG	-5.21	1.35	1.42
1	dB	184	TRP	N-CA	5.21	1.56	1.46
1	eQ	154	ARG	CZ-NH1	-5.21	1.26	1.33
1	gr	123	PRO	N-CD	-5.21	1.40	1.47
1	ic	23	TRP	CZ2-CH2	5.21	1.47	1.37
1	2N	169	TYR	CE2-CZ	5.21	1.45	1.38
1	3y	16	SER	CA-CB	5.21	1.60	1.52
1	44	71	GLU	CB-CG	5.21	1.62	1.52
1	5C	100	ARG	CZ-NH2	-5.21	1.26	1.33
1	5E	130	TYR	CE1-CZ	5.21	1.45	1.38
1	a5	229	ARG	NE-CZ	5.21	1.39	1.33
1	ar	18	ARG	CZ-NH1	-5.21	1.26	1.33
1	aB	145	TYR	CE1-CZ	-5.21	1.31	1.38
1	ct	94	GLY	N-CA	5.21	1.53	1.46
1	g6	28	GLU	CD-OE1	5.21	1.31	1.25
1	gv	41	SER	CA-CB	5.20	1.60	1.52
1	hm	40	PHE	CB-CG	5.20	1.60	1.51
1	hx	167	ARG	CD-NE	5.20	1.55	1.46
1	lO	215	MET	CA-CB	5.20	1.65	1.53
1	iD	161	PHE	CG-CD2	5.20	1.46	1.38
1	iF	160	PRO	N-CD	5.20	1.55	1.47
1	ja	187	GLU	CD-OE1	5.20	1.31	1.25
1	jE	55	MET	CG-SD	5.20	1.94	1.81
1	k6	114	GLN	CG-CD	5.20	1.63	1.51
1	kx	145	TYR	CE1-CZ	5.20	1.45	1.38
1	23	168	PHE	CG-CD1	5.20	1.46	1.38
1	lH	184	TRP	NE1-CE2	-5.20	1.30	1.37
1	lJ	180	GLU	CG-CD	5.20	1.59	1.51
1	lN	151	LEU	CA-CB	5.20	1.65	1.53
1	2D	16	SER	CA-CB	5.20	1.60	1.52
1	3E	162	ARG	CZ-NH2	-5.20	1.26	1.33
1	3Y	164	TYR	CG-CD1	5.20	1.46	1.39
1	5l	167	ARG	CD-NE	5.20	1.55	1.46
1	5G	80	TRP	CD2-CE3	-5.20	1.32	1.40
1	6S	4	GLN	CG-CD	5.20	1.63	1.51
1	9f	162	ARG	CZ-NH1	5.20	1.39	1.33

Continued on next page...

Continued from previous page...

Mol	Chain	Res	Type	Atoms	Z	Observed(Å)	Ideal(Å)
1	9B	178	SER	CA-CB	5.20	1.60	1.52
1	a9	180	GLU	CD-OE2	5.20	1.31	1.25
1	af	207	PRO	N-CD	5.20	1.55	1.47
1	aq	75	GLU	CD-OE2	5.20	1.31	1.25
1	aA	212	GLU	CD-OE2	5.20	1.31	1.25
1	aH	71	GLU	CD-OE2	5.20	1.31	1.25
1	aV	109	SER	CA-CB	5.20	1.60	1.52
1	c4	80	TRP	NE1-CE2	5.20	1.44	1.37
1	dn	146	SER	CA-CB	5.20	1.60	1.52
1	do	206	GLY	N-CA	5.20	1.53	1.46
1	dw	117	TRP	NE1-CE2	-5.20	1.30	1.37
1	dF	93	PRO	CA-CB	5.20	1.64	1.53
1	dL	117	TRP	CG-CD1	5.20	1.44	1.36
1	dY	109	SER	CA-CB	5.20	1.60	1.52
1	lo	121	ASN	CA-CB	5.20	1.66	1.53
1	eu	197	ASP	CA-CB	5.20	1.65	1.53
1	g1	145	TYR	N-CA	5.20	1.56	1.46
1	0	165	VAL	CA-CB	5.20	1.65	1.54
1	r	6	LEU	CA-CB	5.20	1.65	1.53
1	gH	70	LYS	CD-CE	5.20	1.64	1.51
1	hp	156	GLY	CA-C	-5.20	1.43	1.51
1	hz	1	PRO	N-CA	5.20	1.56	1.47
1	hD	212	GLU	CB-CG	5.20	1.62	1.52
1	hM	100	ARG	CD-NE	5.20	1.55	1.46
1	iF	119	THR	CB-OG1	5.20	1.53	1.43
1	jh	206	GLY	C-N	-5.20	1.24	1.34
1	k9	84	HIS	N-CA	-5.20	1.35	1.46
1	kf	228	ALA	CA-CB	5.20	1.63	1.52
1	3L	146	SER	CB-OG	5.20	1.49	1.42
1	9y	82	ARG	CD-NE	5.20	1.55	1.46
1	aH	29	GLU	CG-CD	5.20	1.59	1.51
1	aR	40	PHE	CG-CD2	5.20	1.46	1.38
1	bo	138	LEU	CA-CB	5.20	1.65	1.53
1	bw	10	MET	CA-CB	5.20	1.65	1.53
1	fZ	157	PRO	CA-C	-5.20	1.42	1.52
1	M	162	ARG	CZ-NH1	-5.20	1.26	1.33
1	ga	164	TYR	CB-CG	5.20	1.59	1.51
1	hP	88	ALA	CA-CB	5.20	1.63	1.52
1	hP	130	TYR	CE2-CZ	5.20	1.45	1.38
1	i1	101	GLY	N-CA	5.20	1.53	1.46
1	iG	97	ARG	CD-NE	5.20	1.55	1.46
1	j9	98	GLU	CA-CB	5.20	1.65	1.53

Continued on next page...

Continued from previous page...

Mol	Chain	Res	Type	Atoms	Z	Observed(Å)	Ideal(Å)
1	kw	145	TYR	CD2-CE2	5.20	1.47	1.39
1	ky	138	LEU	CA-CB	5.20	1.65	1.53
1	4a	49	PRO	CA-C	5.20	1.63	1.52
1	4r	222	GLY	C-N	5.20	1.42	1.33
1	4G	94	GLY	CA-C	5.20	1.60	1.51
1	5C	16	SER	CA-CB	-5.20	1.45	1.52
1	6v	117	TRP	CE3-CZ3	5.20	1.47	1.38
1	8r	178	SER	CA-CB	5.20	1.60	1.52
1	a0	159	GLU	C-N	5.20	1.44	1.34
1	a2	35	GLU	CD-OE2	-5.20	1.20	1.25
1	a4	167	ARG	CD-NE	5.20	1.55	1.46
1	aZ	25	LYS	N-CA	-5.20	1.35	1.46
1	d4	100	ARG	CD-NE	5.20	1.55	1.46
1	1s	149	SER	CA-CB	5.20	1.60	1.52
1	eS	32	PHE	CE1-CZ	5.20	1.47	1.37
1	fL	149	SER	CA-CB	5.20	1.60	1.52
1	O	102	SER	CB-OG	5.20	1.49	1.42
1	gA	103	ASP	CA-CB	5.20	1.65	1.53
1	hd	67	GLN	N-CA	5.20	1.56	1.46
1	1S	132	ARG	CZ-NH2	5.20	1.39	1.33
1	iW	125	PRO	CA-C	-5.20	1.42	1.52
1	1V	213	GLU	CA-CB	5.20	1.65	1.53
1	kb	16	SER	CA-CB	5.20	1.60	1.52
1	ke	94	GLY	CA-C	5.20	1.60	1.51
1	kf	132	ARG	CZ-NH1	-5.20	1.26	1.33
1	kJ	145	TYR	CD1-CE1	5.20	1.47	1.39
1	kX	184	TRP	CZ3-CH2	-5.20	1.31	1.40
1	25	174	ALA	C-O	-5.20	1.13	1.23
1	2t	105	ALA	C-N	5.20	1.42	1.33
1	2G	122	PRO	N-CD	5.20	1.55	1.47
1	2V	23	TRP	NE1-CE2	-5.20	1.30	1.37
1	3M	24	VAL	CB-CG2	5.20	1.63	1.52
1	3W	32	PHE	CE1-CZ	5.20	1.47	1.37
1	4J	40	PHE	CG-CD2	5.20	1.46	1.38
1	58	1	PRO	N-CD	5.20	1.55	1.47
1	5j	113	GLU	CA-CB	5.20	1.65	1.53
1	69	52	LEU	CA-CB	5.20	1.65	1.53
1	6a	187	GLU	CB-CG	5.20	1.62	1.52
1	6j	10	MET	CG-SD	5.20	1.94	1.81
1	6k	156	GLY	CA-C	5.20	1.60	1.51
1	79	130	TYR	CZ-OH	5.20	1.46	1.37
1	8s	89	GLY	C-N	-5.20	1.24	1.34

Continued on next page...

Continued from previous page...

Mol	Chain	Res	Type	Atoms	Z	Observed(Å)	Ideal(Å)
1	8x	169	TYR	CE2-CZ	5.20	1.45	1.38
1	9T	29	GLU	CA-CB	5.20	1.65	1.53
1	af	130	TYR	CD2-CE2	5.20	1.47	1.39
1	bb	132	ARG	CZ-NH1	-5.20	1.26	1.33
1	bm	229	ARG	NE-CZ	5.20	1.39	1.33
1	cy	194	ALA	C-N	5.20	1.46	1.34
1	ln	117	TRP	CG-CD1	5.20	1.44	1.36
1	lr	164	TYR	CE1-CZ	5.20	1.45	1.38
1	ew	145	TYR	CD1-CE1	5.20	1.47	1.39
1	eT	79	GLU	CG-CD	5.20	1.59	1.51
1	fl	22	ALA	CA-CB	5.20	1.63	1.52
1	c	113	GLU	CB-CG	5.20	1.62	1.52
1	Q	36	VAL	CB-CG2	5.20	1.63	1.52
1	gt	147	PRO	N-CD	5.20	1.55	1.47
1	lO	130	TYR	CG-CD2	5.20	1.46	1.39
1	3S	146	SER	CA-CB	5.20	1.60	1.52
1	4d	79	GLU	CB-CG	5.20	1.62	1.52
1	4G	220	GLY	N-CA	5.20	1.53	1.46
1	4P	29	GLU	CB-CG	5.20	1.62	1.52
1	7p	175	GLU	CB-CG	5.20	1.62	1.52
1	7A	169	TYR	CD2-CE2	5.20	1.47	1.39
1	8Q	184	TRP	NE1-CE2	5.20	1.44	1.37
1	az	117	TRP	NE1-CE2	-5.20	1.30	1.37
1	aH	124	ILE	C-N	-5.20	1.24	1.34
1	aS	178	SER	CA-CB	5.20	1.60	1.52
1	li	154	ARG	NE-CZ	-5.20	1.26	1.33
1	dH	218	CYS	CB-SG	5.20	1.91	1.82
1	eb	60	GLY	C-N	5.20	1.42	1.33
1	eE	133	TRP	CD2-CE2	5.20	1.47	1.41
1	fe	223	GLY	CA-C	5.20	1.60	1.51
1	h7	105	ALA	CA-CB	5.20	1.63	1.52
1	iT	106	GLY	CA-C	-5.20	1.43	1.51
1	lb	177	ALA	CA-CB	5.20	1.63	1.52
1	lE	143	ARG	CZ-NH1	-5.20	1.26	1.33
1	lN	76	GLU	CD-OE1	5.20	1.31	1.25
1	lR	231	LEU	C-O	5.20	1.33	1.23
1	2y	174	ALA	CA-CB	5.20	1.63	1.52
1	2E	175	GLU	CD-OE1	5.20	1.31	1.25
1	2X	32	PHE	CG-CD2	5.20	1.46	1.38
1	3V	92	GLU	CD-OE2	5.20	1.31	1.25
1	4T	159	GLU	CD-OE2	-5.20	1.20	1.25
1	52	199	LYS	CD-CE	5.20	1.64	1.51

Continued on next page...

Continued from previous page...

Mol	Chain	Res	Type	Atoms	Z	Observed(Å)	Ideal(Å)
1	7L	146	SER	CB-OG	5.20	1.49	1.42
1	7Z	133	TRP	CZ2-CH2	5.20	1.47	1.37
1	8i	198	CYS	CB-SG	-5.20	1.73	1.81
1	90	75	GLU	CD-OE1	5.20	1.31	1.25
1	9D	229	ARG	CD-NE	5.20	1.55	1.46
1	9F	164	TYR	CZ-OH	5.20	1.46	1.37
1	au	28	GLU	CB-CG	5.20	1.62	1.52
1	13	196	PRO	N-CA	-5.20	1.38	1.47
1	aR	162	ARG	NE-CZ	5.20	1.39	1.33
1	br	6	LEU	CA-C	5.20	1.66	1.52
1	bs	160	PRO	N-CA	-5.20	1.38	1.47
1	bH	175	GLU	CG-CD	5.20	1.59	1.51
1	1d	145	TYR	CE2-CZ	5.20	1.45	1.38
1	co	45	GLU	CG-CD	5.20	1.59	1.51
1	cK	71	GLU	CA-CB	5.20	1.65	1.53
1	dl	98	GLU	CB-CG	5.20	1.62	1.52
1	dD	198	CYS	CA-CB	5.20	1.65	1.53
1	eI	133	TRP	CZ3-CH2	-5.20	1.31	1.40
1	fa	178	SER	CA-CB	5.20	1.60	1.52
1	g2	187	GLU	CB-CG	5.20	1.62	1.52
1	gg	75	GLU	CG-CD	5.19	1.59	1.51
1	hc	23	TRP	CD2-CE2	5.19	1.47	1.41
1	is	109	SER	CA-CB	5.19	1.60	1.52
1	iI	128	GLU	CG-CD	5.19	1.59	1.51
1	iR	120	HIS	CA-CB	5.19	1.65	1.53
1	kY	217	ALA	N-CA	-5.19	1.35	1.46
1	li	149	SER	CA-CB	5.19	1.60	1.52
1	2A	23	TRP	CD2-CE2	5.19	1.47	1.41
1	4Q	164	TYR	CE1-CZ	5.19	1.45	1.38
1	76	172	LEU	C-N	5.19	1.46	1.34
1	9B	173	ARG	CG-CD	5.19	1.65	1.51
1	1	178	SER	N-CA	-5.19	1.35	1.46
1	r	170	LYS	CA-CB	5.19	1.65	1.53
1	gA	97	ARG	CD-NE	5.19	1.55	1.46
1	hA	16	SER	CA-CB	5.19	1.60	1.52
1	hR	145	TYR	CE2-CZ	5.19	1.45	1.38
1	jX	190	LEU	CA-CB	5.19	1.65	1.53
1	kQ	41	SER	CA-CB	5.19	1.60	1.52
1	l7	180	GLU	CA-CB	-5.19	1.42	1.53
1	lg	189	LEU	N-CA	5.19	1.56	1.46
1	4Y	164	TYR	CG-CD2	5.19	1.45	1.39
1	6l	84	HIS	C-N	-5.19	1.24	1.34

Continued on next page...

Continued from previous page...

Mol	Chain	Res	Type	Atoms	Z	Observed(Å)	Ideal(Å)
1	6s	164	TYR	CG-CD1	5.19	1.45	1.39
1	6u	154	ARG	NE-CZ	5.19	1.39	1.33
1	7N	229	ARG	CD-NE	5.19	1.55	1.46
1	80	164	TYR	CE1-CZ	5.19	1.45	1.38
1	aL	109	SER	CA-CB	5.19	1.60	1.52
1	19	224	PRO	N-CA	5.19	1.56	1.47
1	bY	117	TRP	CD2-CE3	-5.19	1.32	1.40
1	c2	191	VAL	CB-CG2	5.19	1.63	1.52
1	1d	68	MET	CA-CB	5.19	1.65	1.53
1	f0	196	PRO	N-CD	5.19	1.55	1.47
1	fL	136	LEU	C-N	5.19	1.42	1.33
1	n	130	TYR	CG-CD1	5.19	1.46	1.39
1	H	130	TYR	CD2-CE2	5.19	1.47	1.39
1	iE	167	ARG	CZ-NH1	-5.19	1.26	1.33
1	jF	100	ARG	CZ-NH2	5.19	1.39	1.33
1	kn	1	PRO	N-CD	5.19	1.55	1.47
1	l1	109	SER	CA-CB	5.19	1.60	1.52
1	2A	173	ARG	CZ-NH2	-5.19	1.26	1.33
1	4S	94	GLY	N-CA	5.19	1.53	1.46
1	5m	82	ARG	CD-NE	5.19	1.55	1.46
1	64	218	CYS	CA-CB	5.19	1.65	1.53
1	68	84	HIS	CB-CG	-5.19	1.40	1.50
1	6d	76	GLU	CD-OE1	5.19	1.31	1.25
1	7r	40	PHE	CB-CG	5.19	1.60	1.51
1	7F	162	ARG	CA-CB	5.19	1.65	1.53
1	7U	71	GLU	CD-OE2	-5.19	1.20	1.25
1	98	142	VAL	CA-CB	-5.19	1.43	1.54
1	bG	230	VAL	CB-CG2	5.19	1.63	1.52
1	2	99	PRO	N-CD	-5.19	1.40	1.47
1	gA	82	ARG	CD-NE	5.19	1.55	1.46
1	id	145	TYR	CD1-CE1	5.19	1.47	1.39
1	iI	145	TYR	CD2-CE2	5.19	1.47	1.39
1	jm	97	ARG	CD-NE	5.19	1.55	1.46
1	kZ	169	TYR	CE2-CZ	5.19	1.45	1.38
1	48	213	GLU	CA-C	5.19	1.66	1.52
1	4E	80	TRP	NE1-CE2	-5.19	1.30	1.37
1	4Z	169	TYR	CE2-CZ	5.19	1.45	1.38
1	5t	51	ASP	CA-CB	5.19	1.65	1.53
1	6o	143	ARG	CZ-NH2	-5.19	1.26	1.33
1	7E	164	TYR	CE1-CZ	5.19	1.45	1.38
1	8v	159	GLU	CD-OE1	5.19	1.31	1.25
1	8R	71	GLU	CD-OE1	5.19	1.31	1.25

Continued on next page...

Continued from previous page...

Mol	Chain	Res	Type	Atoms	Z	Observed(Å)	Ideal(Å)
1	1c	46	GLY	N-CA	-5.19	1.38	1.46
1	d3	161	PHE	CG-CD1	5.19	1.46	1.38
1	gw	145	TYR	CA-CB	5.19	1.65	1.53
1	gz	154	ARG	CD-NE	5.19	1.55	1.46
1	gG	164	TYR	CG-CD2	5.19	1.45	1.39
1	hQ	130	TYR	CE2-CZ	-5.19	1.31	1.38
1	hR	17	PRO	N-CA	-5.19	1.38	1.47
1	hZ	149	SER	N-CA	-5.19	1.35	1.46
1	io	79	GLU	CD-OE2	5.19	1.31	1.25
1	is	130	TYR	CG-CD1	5.19	1.45	1.39
1	jG	143	ARG	CD-NE	5.19	1.55	1.46
1	l3	145	TYR	CA-CB	5.19	1.65	1.53
1	2k	128	GLU	CB-CG	5.19	1.62	1.52
1	2B	97	ARG	CD-NE	5.19	1.55	1.46
1	4b	148	THR	CB-OG1	5.19	1.53	1.43
1	4h	117	TRP	NE1-CE2	-5.19	1.30	1.37
1	4k	164	TYR	CZ-OH	5.19	1.46	1.37
1	4U	180	GLU	CD-OE2	5.19	1.31	1.25
1	6d	28	GLU	CA-CB	5.19	1.65	1.53
1	6d	80	TRP	CE3-CZ3	5.19	1.47	1.38
1	9x	1	PRO	N-CD	5.19	1.55	1.47
1	am	207	PRO	CA-CB	5.19	1.64	1.53
1	aM	169	TYR	CZ-OH	5.19	1.46	1.37
1	aP	102	SER	CB-OG	-5.19	1.35	1.42
1	b9	16	SER	C-N	-5.19	1.24	1.34
1	bz	65	ALA	N-CA	-5.19	1.35	1.46
1	bE	113	GLU	CB-CG	5.19	1.62	1.52
1	cd	57	ASN	N-CA	5.19	1.56	1.46
1	b	169	TYR	CG-CD2	5.19	1.45	1.39
1	k	89	GLY	CA-C	5.19	1.60	1.51
1	B	168	PHE	CG-CD2	5.19	1.46	1.38
1	gx	167	ARG	NE-CZ	5.19	1.39	1.33
1	ju	167	ARG	NE-CZ	-5.19	1.26	1.33
1	4b	115	ILE	C-N	5.19	1.42	1.33
1	6W	23	TRP	CB-CG	5.19	1.59	1.50
1	7K	32	PHE	CG-CD1	5.19	1.46	1.38
1	8w	130	TYR	CE1-CZ	5.19	1.45	1.38
1	9w	98	GLU	CB-CG	5.19	1.62	1.52
1	ah	168	PHE	CG-CD2	5.19	1.46	1.38
1	em	217	ALA	CA-CB	5.19	1.63	1.52
1	R	157	PRO	N-CD	-5.19	1.40	1.47
1	gl	229	ARG	CZ-NH2	-5.18	1.26	1.33

Continued on next page...

Continued from previous page...

Mol	Chain	Res	Type	Atoms	Z	Observed(Å)	Ideal(Å)
1	gt	75	GLU	CA-CB	5.18	1.65	1.53
1	hc	41	SER	CB-OG	5.18	1.49	1.42
1	je	157	PRO	N-CD	-5.18	1.40	1.47
1	jh	212	GLU	CD-OE2	5.18	1.31	1.25
1	kn	16	SER	CB-OG	5.18	1.49	1.42
1	lA	145	TYR	CG-CD2	5.18	1.45	1.39
1	lE	130	TYR	CG-CD1	5.18	1.45	1.39
1	lJ	169	TYR	CE1-CZ	5.18	1.45	1.38
1	2b	196	PRO	N-CD	-5.18	1.40	1.47
1	2d	71	GLU	CB-CG	5.18	1.61	1.52
1	2U	80	TRP	CZ3-CH2	5.18	1.48	1.40
1	3D	220	GLY	CA-C	5.18	1.60	1.51
1	5C	1	PRO	CA-C	-5.18	1.42	1.52
1	66	161	PHE	CE2-CZ	5.18	1.47	1.37
1	6O	49	PRO	N-CD	5.18	1.55	1.47
1	7T	41	SER	CB-OG	5.18	1.49	1.42
1	80	198	CYS	CB-SG	-5.18	1.73	1.81
1	az	100	ARG	CA-CB	5.18	1.65	1.53
1	aJ	156	GLY	CA-C	-5.18	1.43	1.51
1	cZ	206	GLY	CA-C	5.18	1.60	1.51
1	dC	212	GLU	CB-CG	5.18	1.62	1.52
1	dO	17	PRO	N-CD	-5.18	1.40	1.47
1	ez	169	TYR	CA-CB	5.18	1.65	1.53
1	fi	67	GLN	CG-CD	5.18	1.62	1.51
1	fl	32	PHE	CG-CD2	5.18	1.46	1.38
1	h4	89	GLY	N-CA	5.18	1.53	1.46
1	hh	64	ALA	CA-CB	5.18	1.63	1.52
1	iB	184	TRP	CD2-CE2	-5.18	1.35	1.41
1	iR	102	SER	CA-CB	5.18	1.60	1.52
1	j6	219	GLN	C-N	5.18	1.42	1.33
1	ji	143	ARG	CD-NE	5.18	1.55	1.46
1	jw	229	ARG	CD-NE	5.18	1.55	1.46
1	kC	7	GLN	CG-CD	5.18	1.62	1.51
1	kQ	138	LEU	CA-CB	5.18	1.65	1.53
1	l3	103	ASP	N-CA	-5.18	1.35	1.46
1	lg	145	TYR	CA-CB	5.18	1.65	1.53
1	lk	214	MET	N-CA	5.18	1.56	1.46
1	2F	46	GLY	N-CA	5.18	1.53	1.46
1	31	215	MET	CA-CB	5.18	1.65	1.53
1	58	23	TRP	CZ2-CH2	5.18	1.47	1.37
1	6v	178	SER	CB-OG	5.18	1.49	1.42
1	7S	205	LEU	CA-CB	5.18	1.65	1.53

Continued on next page...

Continued from previous page...

Mol	Chain	Res	Type	Atoms	Z	Observed(Å)	Ideal(Å)
1	8z	41	SER	CA-CB	5.18	1.60	1.52
1	92	126	VAL	C-N	5.18	1.42	1.33
1	9b	213	GLU	CB-CG	5.18	1.61	1.52
1	13	225	GLY	CA-C	5.18	1.60	1.51
1	cl	98	GLU	C-N	5.18	1.44	1.34
1	db	178	SER	CA-CB	5.18	1.60	1.52
1	de	98	GLU	C-N	5.18	1.44	1.34
1	dO	159	GLU	CG-CD	-5.18	1.44	1.51
1	ep	100	ARG	CZ-NH1	-5.18	1.26	1.33
1	eE	154	ARG	CZ-NH1	-5.18	1.26	1.33
1	fZ	92	GLU	CD-OE1	5.18	1.31	1.25
1	g6	40	PHE	CB-CG	5.18	1.60	1.51
1	6	75	GLU	N-CA	-5.18	1.35	1.46
1	7	169	TYR	CE2-CZ	5.18	1.45	1.38
1	9	178	SER	CA-CB	5.18	1.60	1.52
1	gG	175	GLU	CG-CD	5.18	1.59	1.51
1	jC	116	GLY	N-CA	5.18	1.53	1.46
1	23	51	ASP	CA-C	5.18	1.66	1.52
1	kJ	128	GLU	CD-OE2	5.18	1.31	1.25
1	lG	29	GLU	CA-CB	5.18	1.65	1.53
1	2v	46	GLY	N-CA	5.18	1.53	1.46
1	4e	87	HIS	CB-CG	5.18	1.59	1.50
1	4z	92	GLU	CB-CG	5.18	1.61	1.52
1	5K	122	PRO	N-CD	-5.18	1.40	1.47
1	6J	35	GLU	CB-CG	5.18	1.61	1.52
1	9Z	130	TYR	CD2-CE2	5.18	1.47	1.39
1	a1	169	TYR	CE1-CZ	5.18	1.45	1.38
1	al	71	GLU	N-CA	-5.18	1.35	1.46
1	bE	204	ALA	CA-CB	5.18	1.63	1.52
1	d0	71	GLU	CD-OE1	5.18	1.31	1.25
1	1x	38	PRO	N-CD	-5.18	1.40	1.47
1	z	169	TYR	CG-CD2	5.18	1.45	1.39
1	1C	75	GLU	CG-CD	-5.18	1.44	1.51
1	h1	175	GLU	CD-OE1	5.18	1.31	1.25
1	jy	175	GLU	CD-OE2	5.18	1.31	1.25
1	jB	40	PHE	CE1-CZ	5.18	1.47	1.37
1	jM	44	SER	CB-OG	5.18	1.49	1.42
1	ks	11	VAL	CA-CB	-5.18	1.43	1.54
1	kS	28	GLU	CB-CG	5.18	1.61	1.52
1	l2	23	TRP	CE2-CZ2	-5.18	1.30	1.39
1	2y	168	PHE	CG-CD2	5.18	1.46	1.38
1	2X	194	ALA	CA-CB	5.18	1.63	1.52

Continued on next page...

Continued from previous page...

Mol	Chain	Res	Type	Atoms	Z	Observed(Å)	Ideal(Å)
1	6i	133	TRP	CD2-CE3	5.18	1.48	1.40
1	7d	8	GLY	CA-C	-5.18	1.43	1.51
1	8y	178	SER	CA-CB	5.18	1.60	1.52
1	9r	71	GLU	CG-CD	5.18	1.59	1.51
1	9K	35	GLU	CB-CG	5.18	1.61	1.52
1	ar	115	ILE	C-N	5.18	1.42	1.33
1	aA	1	PRO	N-CA	5.18	1.56	1.47
1	aB	155	GLN	C-N	5.18	1.42	1.33
1	b4	157	PRO	CA-CB	5.18	1.64	1.53
1	bC	31	ALA	CA-CB	5.18	1.63	1.52
1	cl	133	TRP	NE1-CE2	5.18	1.44	1.37
1	eL	84	HIS	CA-CB	5.18	1.65	1.53
1	eU	184	TRP	CZ3-CH2	-5.18	1.31	1.40
1	fG	35	GLU	CB-CG	5.18	1.61	1.52
1	g4	34	PRO	N-CD	5.18	1.55	1.47
1	g7	211	LEU	CA-CB	5.18	1.65	1.53
1	J	18	ARG	CZ-NH2	-5.18	1.26	1.33
1	gA	97	ARG	NE-CZ	-5.18	1.26	1.33
1	hN	133	TRP	CD1-NE1	5.18	1.46	1.38
1	jd	133	TRP	NE1-CE2	5.18	1.44	1.37
1	jy	145	TYR	CE1-CZ	5.18	1.45	1.38
1	1Y	92	GLU	CA-CB	5.18	1.65	1.53
1	kZ	1	PRO	N-CD	5.18	1.55	1.47
1	2B	7	GLN	C-N	5.18	1.42	1.33
1	2Z	146	SER	CB-OG	5.18	1.49	1.42
1	6p	146	SER	CA-CB	5.18	1.60	1.52
1	b7	89	GLY	N-CA	5.18	1.53	1.46
1	eo	1	PRO	N-CA	5.18	1.56	1.47
1	fC	149	SER	CA-CB	5.18	1.60	1.52
1	1C	145	TYR	CE2-CZ	5.18	1.45	1.38
1	hC	7	GLN	C-O	5.18	1.33	1.23
1	iz	116	GLY	CA-C	-5.18	1.43	1.51
1	iG	213	GLU	CD-OE1	5.18	1.31	1.25
1	jo	125	PRO	CA-C	5.18	1.63	1.52
1	jo	175	GLU	CB-CG	5.18	1.61	1.52
1	lc	175	GLU	CD-OE1	5.18	1.31	1.25
1	lf	222	GLY	CA-C	-5.18	1.43	1.51
1	4h	130	TYR	CD2-CE2	5.18	1.47	1.39
1	4n	169	TYR	CG-CD2	-5.18	1.32	1.39
1	4v	145	TYR	CE2-CZ	5.18	1.45	1.38
1	5p	24	VAL	CA-CB	-5.18	1.43	1.54
1	5w	180	GLU	CG-CD	5.18	1.59	1.51

Continued on next page...

Continued from previous page...

Mol	Chain	Res	Type	Atoms	Z	Observed(Å)	Ideal(Å)
1	6t	173	ARG	CD-NE	5.18	1.55	1.46
1	7H	169	TYR	CE2-CZ	5.18	1.45	1.38
1	8M	169	TYR	CE2-CZ	5.18	1.45	1.38
1	9b	8	GLY	CA-C	-5.18	1.43	1.51
1	9K	133	TRP	CG-CD1	5.18	1.44	1.36
1	a3	76	GLU	CG-CD	5.18	1.59	1.51
1	ad	161	PHE	CG-CD1	5.18	1.46	1.38
1	aj	40	PHE	CE2-CZ	5.18	1.47	1.37
1	aD	146	SER	CA-CB	5.18	1.60	1.52
1	c9	213	GLU	CB-CG	5.18	1.61	1.52
1	1h	184	TRP	N-CA	-5.18	1.35	1.46
1	cW	213	GLU	CG-CD	5.18	1.59	1.51
1	1k	26	VAL	CB-CG2	5.18	1.63	1.52
1	1p	94	GLY	N-CA	-5.18	1.38	1.46
1	ev	76	GLU	CB-CG	5.18	1.61	1.52
1	ey	1	PRO	N-CD	5.18	1.55	1.47
1	fo	93	PRO	N-CD	5.18	1.55	1.47
1	hN	175	GLU	CB-CG	5.17	1.61	1.52
1	iO	109	SER	CA-CB	5.17	1.60	1.52
1	kg	98	GLU	CB-CG	5.17	1.61	1.52
1	23	145	TYR	CE1-CZ	5.17	1.45	1.38
1	kM	62	HIS	CA-CB	5.17	1.65	1.53
1	4o	176	GLN	CA-CB	5.17	1.65	1.53
1	4x	223	GLY	CA-C	5.17	1.60	1.51
1	8y	187	GLU	CD-OE2	5.17	1.31	1.25
1	9n	143	ARG	CD-NE	5.17	1.55	1.46
1	9x	16	SER	CA-CB	5.17	1.60	1.52
1	9Y	23	TRP	CD2-CE2	5.17	1.47	1.41
1	ax	113	GLU	CB-CG	5.17	1.61	1.52
1	aC	169	TYR	CG-CD2	5.17	1.45	1.39
1	aE	212	GLU	CD-OE2	5.17	1.31	1.25
1	bc	71	GLU	CB-CG	5.17	1.61	1.52
1	bj	38	PRO	N-CA	5.17	1.56	1.47
1	ct	156	GLY	CA-C	5.17	1.60	1.51
1	dt	30	LYS	C-N	5.17	1.46	1.34
1	1r	173	ARG	CD-NE	5.17	1.55	1.46
1	eA	46	GLY	CA-C	-5.17	1.43	1.51
1	fE	184	TRP	CG-CD1	5.17	1.44	1.36
1	c	145	TYR	CD2-CE2	5.17	1.47	1.39
1	h7	73	ILE	CA-CB	-5.17	1.43	1.54
1	io	109	SER	CA-CB	5.17	1.60	1.52
1	jo	229	ARG	CA-CB	5.17	1.65	1.53

Continued on next page...

Continued from previous page...

Mol	Chain	Res	Type	Atoms	Z	Observed(Å)	Ideal(Å)
1	kg	28	GLU	CG-CD	5.17	1.59	1.51
1	ly	102	SER	CB-OG	5.17	1.49	1.42
1	6B	168	PHE	CG-CD2	5.17	1.46	1.38
1	6R	118	MET	CA-CB	5.17	1.65	1.53
1	7K	35	GLU	CB-CG	5.17	1.61	1.52
1	8C	178	SER	CA-CB	5.17	1.60	1.52
1	dA	94	GLY	CA-C	-5.17	1.43	1.51
1	8	167	ARG	CZ-NH2	-5.17	1.26	1.33
1	gm	101	GLY	N-CA	5.17	1.53	1.46
1	gz	219	GLN	CG-CD	5.17	1.62	1.51
1	gO	175	GLU	CD-OE2	-5.17	1.20	1.25
1	h0	33	SER	CA-CB	5.17	1.60	1.52
1	he	99	PRO	N-CA	-5.17	1.38	1.47
1	hV	18	ARG	CD-NE	5.17	1.55	1.46
1	iM	73	ILE	CA-C	5.17	1.66	1.52
1	jm	124	ILE	C-N	5.17	1.44	1.34
1	jQ	169	TYR	CG-CD2	5.17	1.45	1.39
1	jU	93	PRO	N-CD	5.17	1.55	1.47
1	lh	169	TYR	CG-CD1	5.17	1.45	1.39
1	lF	144	MET	CA-CB	5.17	1.65	1.53
1	lI	155	GLN	C-N	5.17	1.42	1.33
1	2n	31	ALA	CA-CB	5.17	1.63	1.52
1	49	28	GLU	CD-OE2	5.17	1.31	1.25
1	5O	224	PRO	CA-CB	5.17	1.63	1.53
1	5T	19	THR	C-N	5.17	1.46	1.34
1	87	149	SER	CA-CB	5.17	1.60	1.52
1	8L	10	MET	CA-CB	5.17	1.65	1.53
1	aF	172	LEU	CA-CB	5.17	1.65	1.53
1	bi	126	VAL	CB-CG1	5.17	1.63	1.52
1	bN	146	SER	CA-CB	5.17	1.60	1.52
1	cm	16	SER	CA-CB	5.17	1.60	1.52
1	dJ	94	GLY	CA-C	5.17	1.60	1.51
1	fm	137	GLY	CA-C	-5.17	1.43	1.51
1	fo	48	THR	C-N	5.17	1.44	1.34
1	2Z	155	GLN	C-N	5.17	1.42	1.33
1	3Z	145	TYR	CG-CD1	5.17	1.45	1.39
1	47	133	TRP	CE2-CZ2	5.17	1.48	1.39
1	95	32	PHE	CG-CD1	5.17	1.46	1.38
1	9m	169	TYR	CB-CG	5.17	1.59	1.51
1	16	229	ARG	CD-NE	5.17	1.55	1.46
1	bj	164	TYR	CZ-OH	5.17	1.46	1.37
1	cA	161	PHE	CE1-CZ	5.17	1.47	1.37

Continued on next page...

Continued from previous page...

Mol	Chain	Res	Type	Atoms	Z	Observed(Å)	Ideal(Å)
1	ev	100	ARG	CZ-NH1	-5.17	1.26	1.33
1	fJ	180	GLU	CG-CD	5.17	1.59	1.51
1	fW	207	PRO	N-CD	-5.17	1.40	1.47
1	N	92	GLU	CD-OE2	-5.17	1.20	1.25
1	6	45	GLU	CB-CG	5.17	1.61	1.52
1	gf	137	GLY	CA-C	5.17	1.60	1.51
1	hc	217	ALA	CA-CB	5.17	1.63	1.52
1	he	76	GLU	CD-OE1	5.17	1.31	1.25
1	iU	184	TRP	CE2-CZ2	-5.17	1.30	1.39
1	ju	94	GLY	CA-C	-5.17	1.43	1.51
1	jB	217	ALA	CA-CB	5.17	1.63	1.52
1	2g	80	TRP	NE1-CE2	-5.17	1.30	1.37
1	2D	109	SER	CA-CB	5.17	1.60	1.52
1	3b	203	LYS	CA-CB	5.17	1.65	1.53
1	3f	154	ARG	N-CA	-5.17	1.36	1.46
1	3s	79	GLU	CB-CG	5.17	1.61	1.52
1	5f	164	TYR	CB-CG	-5.17	1.43	1.51
1	5l	157	PRO	CA-C	5.17	1.63	1.52
1	6P	125	PRO	CA-CB	5.17	1.63	1.53
1	a8	29	GLU	CB-CG	5.17	1.61	1.52
1	bz	164	TYR	CE2-CZ	5.17	1.45	1.38
1	bO	180	GLU	C-N	5.17	1.46	1.34
1	bP	186	THR	N-CA	5.17	1.56	1.46
1	bR	187	GLU	CA-CB	5.17	1.65	1.53
1	cH	100	ARG	C-N	5.17	1.42	1.33
1	eN	59	VAL	C-N	5.17	1.42	1.33
1	fY	97	ARG	CA-CB	5.17	1.65	1.53
1	h9	80	TRP	CZ2-CH2	5.17	1.47	1.37
1	hu	175	GLU	CD-OE2	5.17	1.31	1.25
1	i6	102	SER	CB-OG	5.17	1.49	1.42
1	ib	11	VAL	CB-CG2	5.17	1.63	1.52
1	in	169	TYR	CE2-CZ	-5.17	1.31	1.38
1	ja	75	GLU	N-CA	-5.17	1.36	1.46
1	kW	169	TYR	CD2-CE2	5.17	1.47	1.39
1	25	69	LEU	CA-CB	5.17	1.65	1.53
1	4u	102	SER	CB-OG	5.17	1.49	1.42
1	4y	169	TYR	CZ-OH	5.17	1.46	1.37
1	4N	128	GLU	N-CA	-5.17	1.36	1.46
1	5y	16	SER	CA-CB	5.17	1.60	1.52
1	6S	220	GLY	N-CA	-5.17	1.38	1.46
1	7c	204	ALA	N-CA	-5.17	1.36	1.46
1	7A	143	ARG	CD-NE	5.17	1.55	1.46

Continued on next page...

Continued from previous page...

Mol	Chain	Res	Type	Atoms	Z	Observed(Å)	Ideal(Å)
1	8N	99	PRO	N-CD	-5.17	1.40	1.47
1	8T	76	GLU	CD-OE1	-5.17	1.20	1.25
1	b1	93	PRO	CA-C	5.17	1.63	1.52
1	dd	143	ARG	CA-CB	5.17	1.65	1.53
1	dl	169	TYR	CG-CD2	5.17	1.45	1.39
1	dp	97	ARG	N-CA	-5.17	1.36	1.46
1	e2	149	SER	CA-CB	5.17	1.60	1.52
1	e6	93	PRO	N-CD	-5.17	1.40	1.47
1	ej	198	CYS	C-N	5.17	1.46	1.34
1	f3	169	TYR	CE1-CZ	-5.17	1.31	1.38
1	fO	218	CYS	CA-CB	5.17	1.65	1.53
1	fZ	40	PHE	CE1-CZ	5.17	1.47	1.37
1	gE	167	ARG	CD-NE	5.17	1.55	1.46
1	1H	132	ARG	CZ-NH1	-5.17	1.26	1.33
1	1Q	164	TYR	CZ-OH	5.17	1.46	1.37
1	iY	220	GLY	N-CA	5.17	1.53	1.46
1	23	132	ARG	CA-CB	5.17	1.65	1.53
1	2q	164	TYR	CG-CD2	5.17	1.45	1.39
1	2N	193	ASN	CB-CG	5.17	1.62	1.51
1	6z	40	PHE	CG-CD1	5.17	1.46	1.38
1	6U	79	GLU	CG-CD	5.17	1.59	1.51
1	8M	123	PRO	N-CD	5.17	1.55	1.47
1	ak	102	SER	CB-OG	5.17	1.49	1.42
1	15	108	THR	N-CA	-5.17	1.36	1.46
1	cy	169	TYR	CE2-CZ	5.17	1.45	1.38
1	cO	99	PRO	N-CD	-5.17	1.40	1.47
1	dK	142	VAL	CB-CG1	5.17	1.63	1.52
1	eG	180	GLU	CB-CG	5.17	1.61	1.52
1	f9	33	SER	CA-C	5.17	1.66	1.52
1	1Q	194	ALA	CA-CB	5.16	1.63	1.52
1	jd	16	SER	CA-CB	5.16	1.60	1.52
1	20	90	PRO	N-CD	-5.16	1.40	1.47
1	1l	143	ARG	CZ-NH2	-5.16	1.26	1.33
1	2M	164	TYR	CG-CD1	5.16	1.45	1.39
1	3y	101	GLY	CA-C	-5.16	1.43	1.51
1	3N	98	GLU	CB-CG	5.16	1.61	1.52
1	4K	132	ARG	CB-CG	5.16	1.66	1.52
1	5c	169	TYR	N-CA	-5.16	1.36	1.46
1	68	32	PHE	CE2-CZ	5.16	1.47	1.37
1	6N	14	ALA	CA-CB	5.16	1.63	1.52
1	7W	224	PRO	C-N	5.16	1.42	1.33
1	8a	67	GLN	CA-CB	5.16	1.65	1.53

Continued on next page...

Continued from previous page...

Mol	Chain	Res	Type	Atoms	Z	Observed(Å)	Ideal(Å)
1	15	218	CYS	CB-SG	5.16	1.91	1.82
1	c4	169	TYR	CE2-CZ	5.16	1.45	1.38
1	ce	18	ARG	CD-NE	5.16	1.55	1.46
1	dQ	38	PRO	N-CD	5.16	1.55	1.47
1	dW	117	TRP	NE1-CE2	-5.16	1.30	1.37
1	fa	8	GLY	N-CA	5.16	1.53	1.46
1	fo	34	PRO	N-CA	5.16	1.56	1.47
1	fU	117	TRP	CA-CB	5.16	1.65	1.53
1	fX	75	GLU	CD-OE1	5.16	1.31	1.25
1	p	100	ARG	CD-NE	5.16	1.55	1.46
1	p	212	GLU	CB-CG	5.16	1.61	1.52
1	gb	86	VAL	CA-CB	-5.16	1.44	1.54
1	gg	85	PRO	CA-C	5.16	1.63	1.52
1	i4	175	GLU	CD-OE1	5.16	1.31	1.25
1	j1	161	PHE	CG-CD2	5.16	1.46	1.38
1	1T	173	ARG	CD-NE	5.16	1.55	1.46
1	jp	64	ALA	CA-CB	5.16	1.63	1.52
1	jp	133	TRP	CG-CD1	5.16	1.44	1.36
1	jF	212	GLU	CB-CG	5.16	1.61	1.52
1	k5	168	PHE	N-CA	-5.16	1.36	1.46
1	kT	169	TYR	CD2-CE2	5.16	1.47	1.39
1	2K	92	GLU	CB-CG	5.16	1.61	1.52
1	3o	125	PRO	N-CD	5.16	1.55	1.47
1	57	80	TRP	CG-CD1	5.16	1.44	1.36
1	9u	84	HIS	N-CA	-5.16	1.36	1.46
1	a9	159	GLU	CD-OE1	5.16	1.31	1.25
1	az	145	TYR	CG-CD2	5.16	1.45	1.39
1	bP	133	TRP	CG-CD2	5.16	1.52	1.43
1	dP	146	SER	CA-CB	5.16	1.60	1.52
1	gj	26	VAL	CA-CB	5.16	1.65	1.54
1	gk	29	GLU	CD-OE2	5.16	1.31	1.25
1	gp	137	GLY	CA-C	-5.16	1.43	1.51
1	gx	184	TRP	CA-CB	5.16	1.65	1.53
1	hs	199	LYS	CA-CB	5.16	1.65	1.53
1	hx	149	SER	CA-CB	5.16	1.60	1.52
1	it	95	GLN	CA-CB	5.16	1.65	1.53
1	iu	164	TYR	CE1-CZ	5.16	1.45	1.38
1	iC	169	TYR	CE1-CZ	5.16	1.45	1.38
1	jT	196	PRO	CA-CB	5.16	1.63	1.53
1	kk	72	THR	N-CA	5.16	1.56	1.46
1	km	214	MET	CA-CB	5.16	1.65	1.53
1	kM	130	TYR	CE2-CZ	5.16	1.45	1.38

Continued on next page...

Continued from previous page...

Mol	Chain	Res	Type	Atoms	Z	Observed(Å)	Ideal(Å)
1	lg	44	SER	CB-OG	5.16	1.49	1.42
1	lt	102	SER	CA-CB	5.16	1.60	1.52
1	2M	92	GLU	CD-OE1	5.16	1.31	1.25
1	3I	169	TYR	CG-CD1	5.16	1.45	1.39
1	3K	211	LEU	N-CA	-5.16	1.36	1.46
1	5x	187	GLU	CD-OE2	5.16	1.31	1.25
1	5A	187	GLU	CD-OE2	5.16	1.31	1.25
1	5P	130	TYR	CZ-OH	5.16	1.46	1.37
1	70	130	TYR	CG-CD2	5.16	1.45	1.39
1	72	164	TYR	CG-CD1	5.16	1.45	1.39
1	87	230	VAL	CB-CG2	5.16	1.63	1.52
1	8z	3	VAL	N-CA	-5.16	1.36	1.46
1	8U	128	GLU	CD-OE2	5.16	1.31	1.25
1	9I	71	GLU	CG-CD	5.16	1.59	1.51
1	bi	132	ARG	CZ-NH1	-5.16	1.26	1.33
1	br	130	TYR	CG-CD1	5.16	1.45	1.39
1	bz	98	GLU	CD-OE2	5.16	1.31	1.25
1	bF	33	SER	CB-OG	5.16	1.49	1.42
1	c3	184	TRP	CZ2-CH2	5.16	1.47	1.37
1	cA	18	ARG	CD-NE	5.16	1.55	1.46
1	cS	221	VAL	C-N	5.16	1.42	1.33
1	dm	92	GLU	CD-OE1	5.16	1.31	1.25
1	dX	8	GLY	CA-C	-5.16	1.43	1.51
1	eh	133	TRP	CD2-CE2	5.16	1.47	1.41
1	eP	23	TRP	CD2-CE2	5.16	1.47	1.41
1	g7	75	GLU	CD-OE1	5.16	1.31	1.25
1	I	23	TRP	NE1-CE2	5.16	1.44	1.37
1	gG	205	LEU	C-N	5.16	1.42	1.33
1	gQ	125	PRO	N-CD	-5.16	1.40	1.47
1	hn	206	GLY	CA-C	5.16	1.60	1.51
1	hz	93	PRO	N-CD	5.16	1.55	1.47
1	hH	32	PHE	CD1-CE1	5.16	1.49	1.39
1	ih	229	ARG	CA-CB	5.16	1.65	1.53
1	iu	179	GLN	CB-CG	5.16	1.66	1.52
1	jv	100	ARG	CD-NE	5.16	1.55	1.46
1	3h	147	PRO	N-CD	-5.16	1.40	1.47
1	3C	169	TYR	CE1-CZ	5.16	1.45	1.38
1	3Q	154	ARG	CD-NE	5.16	1.55	1.46
1	4h	92	GLU	CD-OE1	5.16	1.31	1.25
1	50	224	PRO	CA-C	-5.16	1.42	1.52
1	5g	169	TYR	CE2-CZ	5.16	1.45	1.38
1	5X	184	TRP	CB-CG	5.16	1.59	1.50

Continued on next page...

Continued from previous page...

Mol	Chain	Res	Type	Atoms	Z	Observed(Å)	Ideal(Å)
1	7B	130	TYR	CB-CG	-5.16	1.44	1.51
1	8C	40	PHE	CB-CG	5.16	1.60	1.51
1	9u	164	TYR	CE1-CZ	5.16	1.45	1.38
1	9u	169	TYR	CE1-CZ	5.16	1.45	1.38
1	9w	220	GLY	N-CA	5.16	1.53	1.46
1	19	130	TYR	CG-CD1	5.16	1.45	1.39
1	c3	175	GLU	CD-OE1	5.16	1.31	1.25
1	c5	159	GLU	CB-CG	5.16	1.61	1.52
1	cC	145	TYR	CD1-CE1	5.16	1.47	1.39
1	eh	109	SER	CA-CB	5.16	1.60	1.52
1	2	145	TYR	CZ-OH	5.16	1.46	1.37
1	w	224	PRO	N-CD	-5.16	1.40	1.47
1	X	1	PRO	N-CA	5.16	1.56	1.47
1	gK	149	SER	CA-CB	5.16	1.60	1.52
1	1H	100	ARG	CZ-NH2	-5.16	1.26	1.33
1	ik	16	SER	CA-CB	5.16	1.60	1.52
1	76	217	ALA	N-CA	-5.16	1.36	1.46
1	7y	146	SER	CA-CB	5.16	1.60	1.52
1	ak	75	GLU	CB-CG	5.16	1.61	1.52
1	at	113	GLU	CD-OE2	-5.16	1.20	1.25
1	b3	196	PRO	N-CD	-5.16	1.40	1.47
1	bk	77	ALA	CA-CB	5.16	1.63	1.52
1	bC	226	HIS	CA-CB	5.16	1.65	1.53
1	cz	223	GLY	N-CA	5.16	1.53	1.46
1	dD	32	PHE	CA-CB	5.16	1.65	1.53
1	dZ	35	GLU	CB-CG	5.16	1.61	1.52
1	j	145	TYR	CD2-CE2	5.16	1.47	1.39
1	O	77	ALA	CA-CB	5.16	1.63	1.52
1	h9	28	GLU	CD-OE1	5.16	1.31	1.25
1	ho	23	TRP	CA-CB	5.16	1.65	1.53
1	hq	45	GLU	CB-CG	5.16	1.61	1.52
1	i0	162	ARG	CZ-NH1	-5.16	1.26	1.33
1	iW	35	GLU	CB-CG	5.16	1.61	1.52
1	jJ	106	GLY	N-CA	5.16	1.53	1.46
1	kF	207	PRO	CA-C	5.16	1.63	1.52
1	kQ	28	GLU	CD-OE2	5.16	1.31	1.25
1	kZ	167	ARG	CZ-NH2	-5.16	1.26	1.33
1	lA	13	GLN	CA-CB	5.16	1.65	1.53
1	2G	161	PHE	CG-CD1	5.16	1.46	1.38
1	3j	157	PRO	N-CD	-5.16	1.40	1.47
1	3Q	71	GLU	CB-CG	5.16	1.61	1.52
1	48	35	GLU	CA-CB	5.16	1.65	1.53

Continued on next page...

Continued from previous page...

Mol	Chain	Res	Type	Atoms	Z	Observed(Å)	Ideal(Å)
1	4z	180	GLU	CA-CB	5.16	1.65	1.53
1	5U	164	TYR	CE2-CZ	5.16	1.45	1.38
1	6V	164	TYR	CE1-CZ	5.16	1.45	1.38
1	82	164	TYR	CB-CG	-5.16	1.44	1.51
1	8f	24	VAL	CB-CG2	5.16	1.63	1.52
1	9J	97	ARG	CD-NE	5.16	1.55	1.46
1	aI	76	GLU	CG-CD	-5.16	1.44	1.51
1	bl	33	SER	CA-CB	5.16	1.60	1.52
1	c8	166	ASP	N-CA	-5.16	1.36	1.46
1	cs	130	TYR	CZ-OH	5.16	1.46	1.37
1	d0	40	PHE	CG-CD2	5.16	1.46	1.38
1	fq	164	TYR	CG-CD2	5.16	1.45	1.39
1	ly	59	VAL	C-N	5.16	1.42	1.33
1	z	40	PHE	CG-CD2	5.16	1.46	1.38
1	gu	226	HIS	CB-CG	5.15	1.59	1.50
1	gT	206	GLY	N-CA	5.15	1.53	1.46
1	1H	146	SER	CA-CB	5.15	1.60	1.52
1	hi	80	TRP	CE3-CZ3	5.15	1.47	1.38
1	hA	82	ARG	CA-CB	5.15	1.65	1.53
1	hR	196	PRO	N-CD	5.15	1.55	1.47
1	iW	180	GLU	CD-OE2	5.15	1.31	1.25
1	jZ	82	ARG	CZ-NH2	5.15	1.39	1.33
1	kW	100	ARG	CZ-NH1	-5.15	1.26	1.33
1	lP	231	LEU	CA-C	5.15	1.66	1.52
1	2n	169	TYR	CG-CD2	5.15	1.45	1.39
1	3m	80	TRP	CD2-CE2	-5.15	1.35	1.41
1	56	213	GLU	CD-OE2	5.15	1.31	1.25
1	5R	116	GLY	CA-C	-5.15	1.43	1.51
1	7K	180	GLU	CD-OE1	5.15	1.31	1.25
1	8C	86	VAL	CB-CG2	5.15	1.63	1.52
1	10	40	PHE	CG-CD1	5.15	1.46	1.38
1	af	49	PRO	N-CA	-5.15	1.38	1.47
1	aM	21	ASN	CB-CG	5.15	1.62	1.51
1	lj	213	GLU	CD-OE2	5.15	1.31	1.25
1	fW	60	GLY	C-N	5.15	1.42	1.33
1	hY	35	GLU	CD-OE1	5.15	1.31	1.25
1	il	231	LEU	C-OXT	5.15	1.33	1.23
1	jp	213	GLU	CB-CG	5.15	1.61	1.52
1	kV	113	GLU	CB-CG	5.15	1.61	1.52
1	39	229	ARG	CZ-NH2	-5.15	1.26	1.33
1	3d	59	VAL	C-N	5.15	1.42	1.33
1	3q	60	GLY	CA-C	-5.15	1.43	1.51

Continued on next page...

Continued from previous page...

Mol	Chain	Res	Type	Atoms	Z	Observed(Å)	Ideal(Å)
1	3Z	18	ARG	CD-NE	5.15	1.55	1.46
1	4K	169	TYR	CB-CG	5.15	1.59	1.51
1	5b	76	GLU	CD-OE1	5.15	1.31	1.25
1	5D	173	ARG	CD-NE	5.15	1.55	1.46
1	5Y	169	TYR	CD2-CE2	5.15	1.47	1.39
1	6o	28	GLU	CB-CG	5.15	1.61	1.52
1	74	28	GLU	CB-CG	5.15	1.61	1.52
1	7h	17	PRO	N-CD	-5.15	1.40	1.47
1	ao	76	GLU	CG-CD	5.15	1.59	1.51
1	bg	50	GLN	CA-CB	5.15	1.65	1.53
1	br	202	LEU	CA-CB	5.15	1.65	1.53
1	bL	159	GLU	CB-CG	5.15	1.61	1.52
1	bT	149	SER	CB-OG	5.15	1.49	1.42
1	cz	221	VAL	CB-CG2	5.15	1.63	1.52
1	li	130	TYR	CG-CD1	5.15	1.45	1.39
1	ei	92	GLU	CB-CG	5.15	1.61	1.52
1	lt	15	ILE	C-N	5.15	1.46	1.34
1	fg	147	PRO	N-CA	-5.15	1.38	1.47
1	fm	97	ARG	CZ-NH2	-5.15	1.26	1.33
1	fu	159	GLU	CB-CG	5.15	1.61	1.52
1	fV	97	ARG	CD-NE	5.15	1.55	1.46
1	x	173	ARG	CG-CD	5.15	1.64	1.51
1	H	164	TYR	CG-CD2	5.15	1.45	1.39
1	gi	154	ARG	CZ-NH1	-5.15	1.26	1.33
1	gn	17	PRO	N-CA	-5.15	1.38	1.47
1	gp	223	GLY	CA-C	5.15	1.60	1.51
1	gH	13	GLN	N-CA	5.15	1.56	1.46
1	h9	92	GLU	CD-OE1	5.15	1.31	1.25
1	hl	207	PRO	N-CD	-5.15	1.40	1.47
1	jw	145	TYR	CZ-OH	5.15	1.46	1.37
1	1X	93	PRO	N-CD	-5.15	1.40	1.47
1	2r	149	SER	CA-CB	5.15	1.60	1.52
1	2R	173	ARG	CZ-NH2	-5.15	1.26	1.33
1	3l	157	PRO	N-CD	5.15	1.55	1.47
1	3L	147	PRO	N-CD	-5.15	1.40	1.47
1	6V	76	GLU	CA-CB	5.15	1.65	1.53
1	7l	44	SER	CA-CB	5.15	1.60	1.52
1	7N	160	PRO	C-N	5.15	1.45	1.34
1	8y	154	ARG	CA-CB	5.15	1.65	1.53
1	8D	154	ARG	CZ-NH2	-5.15	1.26	1.33
1	15	146	SER	CA-CB	5.15	1.60	1.52
1	bp	71	GLU	CB-CG	5.15	1.61	1.52

Continued on next page...

Continued from previous page...

Mol	Chain	Res	Type	Atoms	Z	Observed(Å)	Ideal(Å)
1	bO	212	GLU	CB-CG	5.15	1.61	1.52
1	bT	178	SER	CB-OG	5.15	1.49	1.42
1	cI	173	ARG	CZ-NH2	-5.15	1.26	1.33
1	fD	40	PHE	CA-CB	5.15	1.65	1.53
1	p	94	GLY	CA-C	-5.15	1.43	1.51
1	iL	180	GLU	CB-CG	5.15	1.61	1.52
1	kC	133	TRP	NE1-CE2	-5.15	1.30	1.37
1	lB	212	GLU	CB-CG	5.15	1.61	1.52
1	4m	116	GLY	CA-C	5.15	1.60	1.51
1	52	80	TRP	CA-CB	5.15	1.65	1.53
1	5F	41	SER	CB-OG	5.15	1.49	1.42
1	62	38	PRO	N-CD	5.15	1.55	1.47
1	6r	145	TYR	CG-CD1	5.15	1.45	1.39
1	7F	159	GLU	CD-OE1	5.15	1.31	1.25
1	9K	168	PHE	CG-CD2	5.15	1.46	1.38
1	a1	51	ASP	C-N	5.15	1.45	1.34
1	aW	29	GLU	CB-CG	5.15	1.61	1.52
1	bg	132	ARG	CZ-NH1	-5.15	1.26	1.33
1	bV	23	TRP	CD2-CE2	5.15	1.47	1.41
1	du	169	TYR	CE1-CZ	5.15	1.45	1.38
1	e7	188	THR	CB-OG1	-5.15	1.32	1.43
1	fz	149	SER	CB-OG	5.15	1.49	1.42
1	l1	117	TRP	CD2-CE2	5.15	1.47	1.41
1	lQ	130	TYR	CA-CB	5.15	1.65	1.53
1	3m	164	TYR	CG-CD2	5.15	1.45	1.39
1	3u	40	PHE	CE1-CZ	5.15	1.47	1.37
1	3T	164	TYR	CA-CB	5.15	1.65	1.53
1	4y	168	PHE	CG-CD1	5.15	1.46	1.38
1	4L	199	LYS	N-CA	5.15	1.56	1.46
1	5i	92	GLU	CG-CD	5.15	1.59	1.51
1	5l	184	TRP	NE1-CE2	-5.15	1.30	1.37
1	5K	132	ARG	CD-NE	5.15	1.55	1.46
1	6A	169	TYR	CG-CD2	5.15	1.45	1.39
1	79	157	PRO	CA-CB	5.15	1.63	1.53
1	7z	93	PRO	C-N	5.15	1.42	1.33
1	99	120	HIS	CG-CD2	5.15	1.44	1.35
1	9b	187	GLU	CB-CG	5.15	1.61	1.52
1	9w	169	TYR	C-N	5.15	1.45	1.34
1	9F	28	GLU	CD-OE2	5.15	1.31	1.25
1	9P	168	PHE	CG-CD1	5.15	1.46	1.38
1	aa	15	ILE	N-CA	5.15	1.56	1.46
1	aH	149	SER	CA-CB	5.15	1.60	1.52

Continued on next page...

Continued from previous page...

Mol	Chain	Res	Type	Atoms	Z	Observed(Å)	Ideal(Å)
1	1d	169	TYR	CE2-CZ	5.15	1.45	1.38
1	cM	132	ARG	CD-NE	5.15	1.55	1.46
1	d2	93	PRO	N-CD	-5.15	1.40	1.47
1	dz	64	ALA	CA-CB	5.15	1.63	1.52
1	ee	23	TRP	CE3-CZ3	5.15	1.47	1.38
1	eo	169	TYR	CG-CD2	5.15	1.45	1.39
1	eT	128	GLU	CG-CD	5.15	1.59	1.51
1	fm	178	SER	CB-OG	5.15	1.49	1.42
1	fD	117	TRP	CD2-CE2	5.15	1.47	1.41
1	G	99	PRO	N-CD	-5.15	1.40	1.47
1	T	49	PRO	CA-CB	5.15	1.63	1.53
1	gh	144	MET	CA-CB	5.15	1.65	1.53
1	hP	178	SER	CA-CB	5.15	1.60	1.52
1	hg	139	ASN	CG-ND2	5.15	1.45	1.32
1	kK	189	LEU	CA-CB	5.15	1.65	1.53
1	lQ	145	TYR	CG-CD1	5.15	1.45	1.39
1	3P	123	PRO	N-CD	-5.15	1.40	1.47
1	5k	169	TYR	CZ-OH	5.15	1.46	1.37
1	5D	115	ILE	C-N	5.15	1.42	1.33
1	7E	33	SER	CA-CB	5.15	1.60	1.52
1	9u	193	ASN	CA-CB	5.15	1.66	1.53
1	b6	145	TYR	CD2-CE2	5.15	1.47	1.39
1	bF	16	SER	CA-CB	5.15	1.60	1.52
1	c4	164	TYR	CE1-CZ	5.15	1.45	1.38
1	1n	93	PRO	N-CD	-5.15	1.40	1.47
1	eC	97	ARG	CD-NE	5.15	1.55	1.46
1	g2	133	TRP	CE3-CZ3	5.15	1.47	1.38
1	h	97	ARG	CD-NE	5.15	1.55	1.46
1	i	180	GLU	CD-OE1	5.15	1.31	1.25
1	V	145	TYR	CG-CD2	5.15	1.45	1.39
1	gC	178	SER	CA-C	5.14	1.66	1.52
1	gZ	8	GLY	CA-C	-5.14	1.43	1.51
1	hs	127	GLY	N-CA	5.14	1.53	1.46
1	hF	31	ALA	CA-CB	5.14	1.63	1.52
1	hN	180	GLU	CB-CG	5.14	1.61	1.52
1	il	94	GLY	N-CA	5.14	1.53	1.46
1	iB	221	VAL	C-N	5.14	1.42	1.33
1	iL	80	TRP	CG-CD2	5.14	1.52	1.43
1	kD	161	PHE	CE1-CZ	5.14	1.47	1.37
1	l8	94	GLY	CA-C	-5.14	1.43	1.51
1	2q	222	GLY	N-CA	5.14	1.53	1.46
1	2G	92	GLU	CD-OE2	5.14	1.31	1.25

Continued on next page...

Continued from previous page...

Mol	Chain	Res	Type	Atoms	Z	Observed(Å)	Ideal(Å)
1	3d	145	TYR	CZ-OH	5.14	1.46	1.37
1	3j	167	ARG	NE-CZ	5.14	1.39	1.33
1	5b	130	TYR	CG-CD2	5.14	1.45	1.39
1	5N	35	GLU	CB-CG	5.14	1.61	1.52
1	6b	45	GLU	CD-OE2	5.14	1.31	1.25
1	6z	220	GLY	N-CA	5.14	1.53	1.46
1	7D	145	TYR	CE2-CZ	5.14	1.45	1.38
1	7S	79	GLU	CB-CG	5.14	1.61	1.52
1	9E	154	ARG	CD-NE	5.14	1.55	1.46
1	9N	128	GLU	CG-CD	-5.14	1.44	1.51
1	az	145	TYR	CG-CD1	5.14	1.45	1.39
1	aC	125	PRO	N-CD	5.14	1.55	1.47
1	b2	164	TYR	CZ-OH	5.14	1.46	1.37
1	bW	8	GLY	N-CA	5.14	1.53	1.46
1	c0	117	TRP	NE1-CE2	5.14	1.44	1.37
1	ci	40	PHE	CE1-CZ	5.14	1.47	1.37
1	li	221	VAL	CB-CG2	5.14	1.63	1.52
1	dg	149	SER	CA-CB	5.14	1.60	1.52
1	dy	130	TYR	CG-CD2	5.14	1.45	1.39
1	es	136	LEU	C-N	5.14	1.42	1.33
1	fE	114	GLN	C-N	5.14	1.45	1.34
1	v	6	LEU	N-CA	5.14	1.56	1.46
1	W	207	PRO	N-CA	-5.14	1.38	1.47
1	g9	217	ALA	CA-CB	5.14	1.63	1.52
1	gL	162	ARG	CA-CB	5.14	1.65	1.53
1	h8	106	GLY	CA-C	-5.14	1.43	1.51
1	iz	101	GLY	N-CA	-5.14	1.38	1.46
1	iP	40	PHE	CB-CG	5.14	1.60	1.51
1	jf	87	HIS	CG-CD2	5.14	1.44	1.35
1	jL	41	SER	CA-CB	5.14	1.60	1.52
1	kD	80	TRP	CD2-CE3	5.14	1.48	1.40
1	kF	92	GLU	CD-OE2	5.14	1.31	1.25
1	lP	86	VAL	C-N	5.14	1.45	1.34
1	4h	122	PRO	N-CD	-5.14	1.40	1.47
1	4r	164	TYR	CD1-CE1	5.14	1.47	1.39
1	4E	162	ARG	CZ-NH1	-5.14	1.26	1.33
1	4K	29	GLU	CB-CG	5.14	1.61	1.52
1	5x	1	PRO	N-CD	5.14	1.55	1.47
1	5O	187	GLU	CG-CD	5.14	1.59	1.51
1	5Y	44	SER	CB-OG	5.14	1.49	1.42
1	6A	23	TRP	CD2-CE3	5.14	1.48	1.40
1	82	169	TYR	CE2-CZ	5.14	1.45	1.38

Continued on next page...

Continued from previous page...

Mol	Chain	Res	Type	Atoms	Z	Observed(Å)	Ideal(Å)
1	89	27	VAL	CB-CG1	5.14	1.63	1.52
1	aC	147	PRO	N-CD	-5.14	1.40	1.47
1	aJ	75	GLU	CD-OE2	5.14	1.31	1.25
1	bm	91	ILE	N-CA	5.14	1.56	1.46
1	dr	113	GLU	CB-CG	5.14	1.61	1.52
1	dG	187	GLU	CD-OE1	5.14	1.31	1.25
1	dL	7	GLN	CG-CD	5.14	1.62	1.51
1	eQ	18	ARG	CD-NE	5.14	1.55	1.46
1	eZ	41	SER	CA-CB	5.14	1.60	1.52
1	fR	169	TYR	CG-CD1	5.14	1.45	1.39
1	1B	221	VAL	C-N	5.14	1.42	1.33
1	kk	122	PRO	C-N	5.14	1.44	1.34
1	kx	137	GLY	CA-C	5.14	1.60	1.51
1	l6	219	GLN	CA-CB	5.14	1.65	1.53
1	ln	197	ASP	CA-CB	5.14	1.65	1.53
1	2w	97	ARG	CD-NE	5.14	1.55	1.46
1	2G	167	ARG	CZ-NH1	-5.14	1.26	1.33
1	aw	79	GLU	CG-CD	5.14	1.59	1.51
1	lg	42	ALA	CA-CB	5.14	1.63	1.52
1	e6	86	VAL	CA-CB	-5.14	1.44	1.54
1	eD	163	ASP	CA-CB	5.14	1.65	1.53
1	eS	166	ASP	CA-CB	5.14	1.65	1.53
1	fl	29	GLU	CD-OE2	5.14	1.31	1.25
1	gC	32	PHE	CG-CD2	5.14	1.46	1.38
1	hl	44	SER	CA-CB	5.14	1.60	1.52
1	hY	145	TYR	CG-CD1	5.14	1.45	1.39
1	iv	145	TYR	CZ-OH	5.14	1.46	1.37
1	iM	59	VAL	CB-CG1	5.14	1.63	1.52
1	jB	105	ALA	C-N	5.14	1.42	1.33
1	lf	168	PHE	CA-CB	5.14	1.65	1.53
1	lH	93	PRO	CA-C	-5.14	1.42	1.52
1	2t	169	TYR	CE1-CZ	5.14	1.45	1.38
1	2u	146	SER	CB-OG	5.14	1.49	1.42
1	2B	18	ARG	CD-NE	5.14	1.55	1.46
1	2Z	164	TYR	CA-CB	5.14	1.65	1.53
1	3V	164	TYR	CE2-CZ	5.14	1.45	1.38
1	4d	35	GLU	CD-OE1	-5.14	1.20	1.25
1	4O	149	SER	CA-CB	5.14	1.60	1.52
1	5U	32	PHE	CE2-CZ	5.14	1.47	1.37
1	6A	184	TRP	CD1-NE1	5.14	1.46	1.38
1	6L	79	GLU	CD-OE2	5.14	1.31	1.25
1	6Z	126	VAL	CB-CG1	5.14	1.63	1.52

Continued on next page...

Continued from previous page...

Mol	Chain	Res	Type	Atoms	Z	Observed(Å)	Ideal(Å)
1	6Z	169	TYR	CG-CD2	5.14	1.45	1.39
1	7D	176	GLN	CG-CD	5.14	1.62	1.51
1	ao	142	VAL	CA-CB	-5.14	1.44	1.54
1	ap	30	LYS	CA-CB	5.14	1.65	1.53
1	1c	152	ASP	C-N	5.14	1.45	1.34
1	cM	44	SER	CA-CB	5.14	1.60	1.52
1	cX	30	LYS	N-CA	5.14	1.56	1.46
1	d6	80	TRP	CG-CD1	5.14	1.44	1.36
1	1l	79	GLU	CD-OE1	5.14	1.31	1.25
1	dz	164	TYR	CZ-OH	5.14	1.46	1.37
1	dC	96	MET	N-CA	5.14	1.56	1.46
1	1q	175	GLU	CB-CG	5.14	1.61	1.52
1	fH	111	LEU	C-N	5.14	1.45	1.34
1	g8	168	PHE	CB-CG	5.14	1.60	1.51
1	1U	224	PRO	C-N	5.14	1.42	1.33
1	kT	71	GLU	CB-CG	5.14	1.61	1.52
1	2h	59	VAL	C-N	5.14	1.42	1.33
1	2L	32	PHE	CE2-CZ	5.14	1.47	1.37
1	3w	173	ARG	CD-NE	5.14	1.55	1.46
1	5U	169	TYR	CE2-CZ	5.14	1.45	1.38
1	6a	6	LEU	N-CA	-5.14	1.36	1.46
1	79	32	PHE	CE2-CZ	5.14	1.47	1.37
1	7n	56	LEU	CA-CB	5.14	1.65	1.53
1	7V	133	TRP	CE3-CZ3	5.14	1.47	1.38
1	bq	130	TYR	CG-CD1	5.14	1.45	1.39
1	dP	23	TRP	CD2-CE2	5.14	1.47	1.41
1	f6	145	TYR	CE2-CZ	5.14	1.45	1.38
1	fR	73	ILE	N-CA	5.14	1.56	1.46
1	g9	35	GLU	CB-CG	5.14	1.61	1.52
1	gv	221	VAL	C-N	5.14	1.42	1.33
1	gM	161	PHE	CE1-CZ	5.14	1.47	1.37
1	gY	137	GLY	N-CA	5.14	1.53	1.46
1	hr	81	ASP	N-CA	-5.14	1.36	1.46
1	hH	187	GLU	CB-CG	5.14	1.61	1.52
1	i4	155	GLN	CA-CB	5.14	1.65	1.53
1	1S	82	ARG	NE-CZ	5.14	1.39	1.33
1	j4	147	PRO	N-CD	5.14	1.55	1.47
1	kc	220	GLY	CA-C	-5.14	1.43	1.51
1	kw	164	TYR	CZ-OH	5.14	1.46	1.37
1	kH	109	SER	CA-CB	5.14	1.60	1.52
1	l5	212	GLU	CB-CG	5.14	1.61	1.52
1	3J	9	GLN	CB-CG	5.14	1.66	1.52

Continued on next page...

Continued from previous page...

Mol	Chain	Res	Type	Atoms	Z	Observed(Å)	Ideal(Å)
1	44	68	MET	C-N	5.14	1.45	1.34
1	56	219	GLN	C-N	5.14	1.42	1.33
1	5Y	145	TYR	CZ-OH	5.14	1.46	1.37
1	6f	159	GLU	CG-CD	5.14	1.59	1.51
1	6H	8	GLY	N-CA	5.14	1.53	1.46
1	79	130	TYR	CB-CG	5.14	1.59	1.51
1	8i	183	ASN	N-CA	-5.14	1.36	1.46
1	8z	143	ARG	C-N	5.14	1.45	1.34
1	9p	215	MET	CA-CB	5.14	1.65	1.53
1	11	164	TYR	CD2-CE2	5.14	1.47	1.39
1	ay	173	ARG	CZ-NH2	-5.14	1.26	1.33
1	13	80	TRP	NE1-CE2	-5.14	1.30	1.37
1	cq	100	ARG	CD-NE	5.14	1.55	1.46
1	dl	180	GLU	CA-CB	5.14	1.65	1.53
1	eL	79	GLU	CD-OE1	5.14	1.31	1.25
1	fJ	32	PHE	CG-CD1	5.14	1.46	1.38
1	S	162	ARG	CZ-NH1	-5.14	1.26	1.33
1	gx	44	SER	CB-OG	-5.13	1.35	1.42
1	hk	225	GLY	CA-C	-5.13	1.43	1.51
1	iB	23	TRP	CG-CD1	5.13	1.44	1.36
1	1T	80	TRP	CG-CD2	5.13	1.52	1.43
1	j3	128	GLU	CB-CG	5.13	1.61	1.52
1	1U	80	TRP	NE1-CE2	-5.13	1.30	1.37
1	k0	102	SER	CB-OG	5.13	1.49	1.42
1	kj	133	TRP	NE1-CE2	-5.13	1.30	1.37
1	23	194	ALA	CA-CB	5.13	1.63	1.52
1	la	1	PRO	N-CD	5.13	1.55	1.47
1	lC	145	TYR	CG-CD2	5.13	1.45	1.39
1	2Z	172	LEU	CA-CB	5.13	1.65	1.53
1	5G	220	GLY	CA-C	5.13	1.60	1.51
1	68	137	GLY	N-CA	-5.13	1.38	1.46
1	6D	8	GLY	CA-C	-5.13	1.43	1.51
1	6Y	161	PHE	CG-CD2	5.13	1.46	1.38
1	7f	132	ARG	CA-CB	5.13	1.65	1.53
1	8o	61	GLY	CA-C	-5.13	1.43	1.51
1	8Y	160	PRO	N-CD	5.13	1.55	1.47
1	9t	60	GLY	CA-C	-5.13	1.43	1.51
1	9G	112	GLN	CG-CD	5.13	1.62	1.51
1	aa	16	SER	CA-CB	-5.13	1.45	1.52
1	aj	187	GLU	CG-CD	-5.13	1.44	1.51
1	aF	167	ARG	CA-CB	5.13	1.65	1.53
1	cq	109	SER	CA-CB	5.13	1.60	1.52

Continued on next page...

Continued from previous page...

Mol	Chain	Res	Type	Atoms	Z	Observed(Å)	Ideal(Å)
1	cA	181	VAL	CB-CG1	5.13	1.63	1.52
1	dt	206	GLY	CA-C	5.13	1.60	1.51
1	dy	180	GLU	CB-CG	5.13	1.61	1.52
1	f9	212	GLU	CG-CD	-5.13	1.44	1.51
1	fJ	221	VAL	CB-CG2	5.13	1.63	1.52
1	D	142	VAL	CA-CB	-5.13	1.44	1.54
1	gd	220	GLY	N-CA	5.13	1.53	1.46
1	1C	100	ARG	CD-NE	5.13	1.55	1.46
1	hi	28	GLU	CD-OE2	-5.13	1.20	1.25
1	hA	33	SER	CA-CB	5.13	1.60	1.52
1	jc	145	TYR	CG-CD1	5.13	1.45	1.39
1	kR	130	TYR	CE2-CZ	5.13	1.45	1.38
1	2A	85	PRO	N-CD	-5.13	1.40	1.47
1	3d	164	TYR	CD1-CE1	5.13	1.47	1.39
1	4x	28	GLU	CA-CB	5.13	1.65	1.53
1	5c	90	PRO	N-CD	5.13	1.55	1.47
1	a8	155	GLN	N-CA	5.13	1.56	1.46
1	1d	23	TRP	CE3-CZ3	5.13	1.47	1.38
1	cS	28	GLU	CD-OE2	5.13	1.31	1.25
1	do	130	TYR	CG-CD2	5.13	1.45	1.39
1	eE	61	GLY	CA-C	5.13	1.60	1.51
1	fg	23	TRP	CG-CD1	5.13	1.44	1.36
1	fV	11	VAL	CB-CG1	5.13	1.63	1.52
1	d	229	ARG	CD-NE	5.13	1.55	1.46
1	hu	130	TYR	CE2-CZ	5.13	1.45	1.38
1	hH	30	LYS	CA-CB	5.13	1.65	1.53
1	i5	33	SER	CA-CB	5.13	1.60	1.52
1	1V	12	HIS	CA-CB	5.13	1.65	1.53
1	jC	173	ARG	CD-NE	5.13	1.55	1.46
1	kf	92	GLU	CB-CG	5.13	1.61	1.52
1	kX	180	GLU	CG-CD	5.13	1.59	1.51
1	25	29	GLU	CG-CD	-5.13	1.44	1.51
1	lP	145	TYR	CE2-CZ	5.13	1.45	1.38
1	3o	41	SER	CA-CB	5.13	1.60	1.52
1	42	23	TRP	NE1-CE2	-5.13	1.30	1.37
1	4x	220	GLY	CA-C	-5.13	1.43	1.51
1	4Q	30	LYS	CD-CE	5.13	1.64	1.51
1	58	100	ARG	NE-CZ	-5.13	1.26	1.33
1	5m	34	PRO	N-CD	-5.13	1.40	1.47
1	6d	32	PHE	CE1-CZ	5.13	1.47	1.37
1	6P	180	GLU	CD-OE2	5.13	1.31	1.25
1	78	16	SER	CA-CB	5.13	1.60	1.52

Continued on next page...

Continued from previous page...

Mol	Chain	Res	Type	Atoms	Z	Observed(Å)	Ideal(Å)
1	8T	112	GLN	CA-CB	5.13	1.65	1.53
1	8V	192	GLN	N-CA	-5.13	1.36	1.46
1	8W	85	PRO	N-CD	-5.13	1.40	1.47
1	9I	96	MET	CA-CB	5.13	1.65	1.53
1	9I	223	GLY	N-CA	5.13	1.53	1.46
1	9W	96	MET	CA-CB	5.13	1.65	1.53
1	b7	90	PRO	CA-CB	5.13	1.63	1.53
1	bS	180	GLU	CD-OE2	5.13	1.31	1.25
1	bY	175	GLU	CB-CG	5.13	1.61	1.52
1	c2	146	SER	CA-CB	5.13	1.60	1.52
1	cV	98	GLU	CD-OE1	5.13	1.31	1.25
1	dw	23	TRP	CA-CB	5.13	1.65	1.53
1	e0	29	GLU	CD-OE2	5.13	1.31	1.25
1	eP	75	GLU	CA-CB	5.13	1.65	1.53
1	eT	35	GLU	CB-CG	5.13	1.61	1.52
1	f2	169	TYR	CE1-CZ	5.13	1.45	1.38
1	fc	185	MET	CA-C	-5.13	1.39	1.52
1	gw	118	MET	CA-CB	5.13	1.65	1.53
1	jL	59	VAL	C-N	5.13	1.42	1.33
1	jP	92	GLU	CD-OE2	-5.13	1.20	1.25
1	kw	79	GLU	CD-OE1	5.13	1.31	1.25
1	3e	162	ARG	CZ-NH1	-5.13	1.26	1.33
1	3u	162	ARG	NE-CZ	5.13	1.39	1.33
1	17	145	TYR	CG-CD1	5.13	1.45	1.39
1	1c	32	PHE	CG-CD1	5.13	1.46	1.38
1	ck	218	CYS	CB-SG	5.13	1.91	1.82
1	dD	80	TRP	NE1-CE2	5.13	1.44	1.37
1	dO	69	LEU	CA-CB	5.13	1.65	1.53
1	e4	32	PHE	CG-CD1	5.13	1.46	1.38
1	hT	97	ARG	CZ-NH2	-5.13	1.26	1.33
1	1M	16	SER	CA-CB	5.13	1.60	1.52
1	j7	145	TYR	CZ-OH	5.13	1.46	1.37
1	jx	117	TRP	CD2-CE2	-5.13	1.35	1.41
1	kA	173	ARG	CZ-NH1	-5.13	1.26	1.33
1	kD	159	GLU	CD-OE1	5.13	1.31	1.25
1	le	123	PRO	N-CA	-5.13	1.38	1.47
1	lE	88	ALA	CA-CB	5.13	1.63	1.52
1	3q	125	PRO	N-CD	-5.13	1.40	1.47
1	3U	88	ALA	CA-CB	5.13	1.63	1.52
1	4d	29	GLU	CB-CG	5.13	1.61	1.52
1	4u	175	GLU	CD-OE2	5.13	1.31	1.25
1	5P	99	PRO	N-CD	-5.13	1.40	1.47

Continued on next page...

Continued from previous page...

Mol	Chain	Res	Type	Atoms	Z	Observed(Å)	Ideal(Å)
1	68	10	MET	CA-CB	5.13	1.65	1.53
1	6X	33	SER	N-CA	-5.13	1.36	1.46
1	7l	145	TYR	CG-CD1	5.13	1.45	1.39
1	8p	65	ALA	CA-CB	5.13	1.63	1.52
1	8W	28	GLU	CD-OE2	5.13	1.31	1.25
1	9e	212	GLU	CD-OE2	5.13	1.31	1.25
1	a7	175	GLU	CG-CD	5.13	1.59	1.51
1	aH	180	GLU	CD-OE1	5.13	1.31	1.25
1	14	44	SER	CB-OG	5.13	1.49	1.42
1	aV	178	SER	CB-OG	5.13	1.49	1.42
1	bk	143	ARG	CD-NE	5.13	1.55	1.46
1	bF	147	PRO	CA-CB	5.13	1.63	1.53
1	bU	65	ALA	N-CA	-5.13	1.36	1.46
1	cv	184	TRP	CD2-CE2	5.13	1.47	1.41
1	dk	157	PRO	N-CA	-5.13	1.38	1.47
1	dw	164	TYR	CZ-OH	5.13	1.46	1.37
1	eP	173	ARG	CD-NE	5.13	1.55	1.46
1	D	45	GLU	CD-OE2	5.13	1.31	1.25
1	W	180	GLU	CB-CG	5.13	1.61	1.52
1	gr	24	VAL	CA-CB	-5.13	1.44	1.54
1	h6	32	PHE	CG-CD2	5.13	1.46	1.38
1	ix	92	GLU	CA-CB	5.13	1.65	1.53
1	iz	169	TYR	CD2-CE2	5.13	1.47	1.39
1	j2	1	PRO	N-CD	5.13	1.55	1.47
1	jN	213	GLU	CB-CG	5.13	1.61	1.52
1	jX	97	ARG	CZ-NH2	-5.13	1.26	1.33
1	lj	164	TYR	CD1-CE1	5.13	1.47	1.39
1	3i	113	GLU	CD-OE1	5.13	1.31	1.25
1	3D	164	TYR	CB-CG	-5.13	1.44	1.51
1	4w	7	GLN	CG-CD	5.13	1.62	1.51
1	5c	212	GLU	CB-CG	5.13	1.61	1.52
1	5w	188	THR	CB-OG1	5.13	1.53	1.43
1	6P	92	GLU	CB-CG	5.13	1.61	1.52
1	7s	97	ARG	CZ-NH2	5.13	1.39	1.33
1	7N	76	GLU	CB-CG	5.13	1.61	1.52
1	82	56	LEU	CA-CB	5.13	1.65	1.53
1	8z	169	TYR	CE1-CZ	-5.13	1.31	1.38
1	9G	133	TRP	CE2-CZ2	5.13	1.48	1.39
1	9T	32	PHE	CG-CD1	5.13	1.46	1.38
1	11	100	ARG	CD-NE	5.13	1.55	1.46
1	ay	133	TRP	CE3-CZ3	5.13	1.47	1.38
1	aI	226	HIS	CB-CG	5.13	1.59	1.50

Continued on next page...

Continued from previous page...

Mol	Chain	Res	Type	Atoms	Z	Observed(Å)	Ideal(Å)
1	bu	16	SER	CB-OG	5.13	1.49	1.42
1	bZ	128	GLU	CG-CD	-5.13	1.44	1.51
1	cc	11	VAL	CA-CB	-5.13	1.44	1.54
1	ch	23	TRP	NE1-CE2	-5.13	1.30	1.37
1	cp	80	TRP	CA-CB	5.13	1.65	1.53
1	dh	12	HIS	CB-CG	5.13	1.59	1.50
1	fM	71	GLU	CD-OE2	5.13	1.31	1.25
1	ii	230	VAL	N-CA	-5.12	1.36	1.46
1	ji	31	ALA	CA-CB	5.12	1.63	1.52
1	2s	180	GLU	CA-CB	5.12	1.65	1.53
1	2C	8	GLY	N-CA	5.12	1.53	1.46
1	4n	164	TYR	CD2-CE2	5.12	1.47	1.39
1	6m	7	GLN	CB-CG	5.12	1.66	1.52
1	6I	87	HIS	CB-CG	5.12	1.59	1.50
1	7j	80	TRP	CD1-NE1	5.12	1.46	1.38
1	7k	41	SER	CA-CB	5.12	1.60	1.52
1	Y	28	GLU	CD-OE2	5.12	1.31	1.25
1	aq	1	PRO	N-CA	5.12	1.55	1.47
1	au	23	TRP	CZ2-CH2	5.12	1.47	1.37
1	aV	145	TYR	CD2-CE2	5.12	1.47	1.39
1	bZ	128	GLU	CD-OE2	5.12	1.31	1.25
1	cD	164	TYR	CG-CD1	5.12	1.45	1.39
1	dX	149	SER	CA-CB	5.12	1.60	1.52
1	f7	102	SER	CB-OG	5.12	1.49	1.42
1	gm	50	GLN	CA-CB	5.12	1.65	1.53
1	gq	180	GLU	CG-CD	5.12	1.59	1.51
1	gs	97	ARG	CD-NE	5.12	1.55	1.46
1	hG	16	SER	CB-OG	5.12	1.49	1.42
1	jO	40	PHE	CE1-CZ	5.12	1.47	1.37
1	kl	231	LEU	CA-CB	5.12	1.65	1.53
1	lh	229	ARG	CD-NE	5.12	1.55	1.46
1	lv	164	TYR	CG-CD1	5.12	1.45	1.39
1	lz	80	TRP	CG-CD1	-5.12	1.29	1.36
1	lz	133	TRP	CD2-CE3	5.12	1.48	1.40
1	3B	109	SER	CA-CB	5.12	1.60	1.52
1	53	102	SER	CA-CB	5.12	1.60	1.52
1	5s	130	TYR	CE1-CZ	5.12	1.45	1.38
1	6w	109	SER	CA-CB	5.12	1.60	1.52
1	99	130	TYR	CG-CD1	5.12	1.45	1.39
1	9l	170	LYS	CA-CB	5.12	1.65	1.53
1	9I	128	GLU	CD-OE2	5.12	1.31	1.25
1	12	147	PRO	N-CA	5.12	1.55	1.47

Continued on next page...

Continued from previous page...

Mol	Chain	Res	Type	Atoms	Z	Observed(Å)	Ideal(Å)
1	bb	162	ARG	CD-NE	5.12	1.55	1.46
1	br	18	ARG	CZ-NH1	-5.12	1.26	1.33
1	bJ	98	GLU	CD-OE2	-5.12	1.20	1.25
1	dW	44	SER	N-CA	-5.12	1.36	1.46
1	e0	157	PRO	N-CD	5.12	1.55	1.47
1	e5	155	GLN	CA-C	-5.12	1.39	1.52
1	eA	60	GLY	CA-C	-5.12	1.43	1.51
1	eH	50	GLN	CG-CD	5.12	1.62	1.51
1	fE	1	PRO	N-CD	5.12	1.55	1.47
1	x	75	GLU	CD-OE2	5.12	1.31	1.25
1	I	146	SER	CA-CB	5.12	1.60	1.52
1	X	131	LYS	CA-CB	5.12	1.65	1.53
1	7	100	ARG	C-N	5.12	1.42	1.33
1	hi	146	SER	CA-CB	5.12	1.60	1.52
1	hk	34	PRO	N-CD	-5.12	1.40	1.47
1	hN	130	TYR	CE1-CZ	5.12	1.45	1.38
1	iT	130	TYR	CE2-CZ	5.12	1.45	1.38
1	jo	99	PRO	N-CD	-5.12	1.40	1.47
1	js	202	LEU	CB-CG	5.12	1.67	1.52
1	ky	168	PHE	CE2-CZ	5.12	1.47	1.37
1	kz	154	ARG	CZ-NH2	5.12	1.39	1.33
1	kz	180	GLU	CD-OE1	5.12	1.31	1.25
1	2B	92	GLU	CA-CB	5.12	1.65	1.53
1	3D	207	PRO	CA-C	5.12	1.63	1.52
1	59	149	SER	CA-CB	5.12	1.60	1.52
1	5P	29	GLU	CD-OE2	5.12	1.31	1.25
1	8M	80	TRP	CD2-CE2	5.12	1.47	1.41
1	9h	223	GLY	N-CA	5.12	1.53	1.46
1	9u	109	SER	CA-CB	5.12	1.60	1.52
1	ac	32	PHE	CE1-CZ	5.12	1.47	1.37
1	aK	117	TRP	CD2-CE2	5.12	1.47	1.41
1	bZ	34	PRO	N-CD	-5.12	1.40	1.47
1	e6	127	GLY	N-CA	-5.12	1.38	1.46
1	1r	169	TYR	CE1-CZ	5.12	1.45	1.38
1	eZ	21	ASN	CA-CB	5.12	1.66	1.53
1	D	53	ASN	N-CA	-5.12	1.36	1.46
1	he	23	TRP	NE1-CE2	-5.12	1.30	1.37
1	hk	82	ARG	CG-CD	5.12	1.64	1.51
1	im	222	GLY	C-N	5.12	1.42	1.33
1	1Z	97	ARG	CD-NE	5.12	1.55	1.46
1	ka	231	LEU	CA-C	5.12	1.66	1.52
1	kJ	38	PRO	N-CD	-5.12	1.40	1.47

Continued on next page...

Continued from previous page...

Mol	Chain	Res	Type	Atoms	Z	Observed(Å)	Ideal(Å)
1	lP	125	PRO	N-CD	5.12	1.55	1.47
1	3l	116	GLY	N-CA	5.12	1.53	1.46
1	4t	88	ALA	C-N	5.12	1.42	1.33
1	5v	108	THR	N-CA	5.12	1.56	1.46
1	6N	113	GLU	CG-CD	-5.12	1.44	1.51
1	7j	145	TYR	CB-CG	-5.12	1.44	1.51
1	8C	169	TYR	CE1-CZ	5.12	1.45	1.38
1	8S	28	GLU	N-CA	5.12	1.56	1.46
1	9u	90	PRO	N-CA	-5.12	1.38	1.47
1	fQ	113	GLU	CA-CB	5.12	1.65	1.53
1	gt	71	GLU	CG-CD	-5.12	1.44	1.51
1	gD	133	TRP	CD2-CE2	5.12	1.47	1.41
1	hN	87	HIS	CB-CG	5.12	1.59	1.50
1	i1	164	TYR	CD1-CE1	5.12	1.47	1.39
1	jj	54	THR	CA-C	-5.12	1.39	1.52
1	jm	143	ARG	CA-CB	5.12	1.65	1.53
1	ka	23	TRP	CD2-CE2	-5.12	1.35	1.41
1	ki	76	GLU	CB-CG	5.12	1.61	1.52
1	ks	44	SER	CB-OG	5.12	1.49	1.42
1	l0	100	ARG	CD-NE	5.12	1.55	1.46
1	lf	190	LEU	CA-CB	5.12	1.65	1.53
1	2n	126	VAL	CB-CG1	5.12	1.63	1.52
1	4q	92	GLU	CD-OE1	5.12	1.31	1.25
1	74	97	ARG	NE-CZ	5.12	1.39	1.33
1	7w	141	ILE	N-CA	5.12	1.56	1.46
1	83	16	SER	CB-OG	5.12	1.49	1.42
1	9p	41	SER	CA-CB	5.12	1.60	1.52
1	9z	162	ARG	CZ-NH2	5.12	1.39	1.33
1	a1	93	PRO	N-CD	-5.12	1.40	1.47
1	bB	180	GLU	CD-OE1	5.12	1.31	1.25
1	19	46	GLY	CA-C	5.12	1.60	1.51
1	bD	197	ASP	CA-CB	5.12	1.65	1.53
1	bP	167	ARG	CZ-NH2	-5.12	1.26	1.33
1	cy	156	GLY	CA-C	5.12	1.60	1.51
1	cK	164	TYR	CZ-OH	5.12	1.46	1.37
1	1i	213	GLU	CD-OE2	5.12	1.31	1.25
1	1k	212	GLU	CB-CG	5.12	1.61	1.52
1	e9	184	TRP	NE1-CE2	-5.12	1.30	1.37
1	fg	10	MET	CA-CB	5.12	1.65	1.53
1	fL	113	GLU	CG-CD	5.12	1.59	1.51
1	fZ	40	PHE	CB-CG	5.12	1.60	1.51
1	e	40	PHE	CG-CD1	5.12	1.46	1.38

Continued on next page...

Continued from previous page...

Mol	Chain	Res	Type	Atoms	Z	Observed(Å)	Ideal(Å)
1	f	154	ARG	CD-NE	5.12	1.55	1.46
1	U	146	SER	CB-OG	5.12	1.49	1.42
1	gC	166	ASP	CA-CB	5.12	1.65	1.53
1	h9	99	PRO	N-CA	-5.12	1.38	1.47
1	hK	38	PRO	N-CD	-5.12	1.40	1.47
1	iw	49	PRO	N-CD	-5.12	1.40	1.47
1	iA	17	PRO	N-CD	-5.12	1.40	1.47
1	jk	89	GLY	CA-C	5.12	1.60	1.51
1	jC	133	TRP	CD2-CE3	-5.12	1.32	1.40
1	lI	36	VAL	CB-CG2	5.12	1.63	1.52
1	k3	222	GLY	CA-C	5.12	1.60	1.51
1	2R	180	GLU	CB-CG	5.12	1.61	1.52
1	3n	212	GLU	CD-OE2	5.12	1.31	1.25
1	3V	181	VAL	CB-CG1	5.12	1.63	1.52
1	5K	35	GLU	CG-CD	5.12	1.59	1.51
1	8A	79	GLU	CB-CG	5.12	1.61	1.52
1	8E	33	SER	CB-OG	5.12	1.49	1.42
1	aW	60	GLY	N-CA	5.12	1.53	1.46
1	bd	33	SER	CA-CB	5.12	1.60	1.52
1	bp	122	PRO	CA-C	5.12	1.63	1.52
1	cB	71	GLU	CA-CB	5.12	1.65	1.53
1	dS	164	TYR	CE2-CZ	5.12	1.45	1.38
1	fa	159	GLU	CD-OE2	5.12	1.31	1.25
1	J	89	GLY	C-N	-5.12	1.24	1.34
1	P	214	MET	CA-CB	-5.12	1.42	1.53
1	h3	80	TRP	NE1-CE2	-5.12	1.30	1.37
1	hV	44	SER	CA-CB	5.12	1.60	1.52
1	iJ	168	PHE	CA-CB	5.12	1.65	1.53
1	iO	162	ARG	CZ-NH1	-5.12	1.26	1.33
1	jo	40	PHE	CB-CG	5.12	1.60	1.51
1	jD	125	PRO	N-CD	-5.12	1.40	1.47
1	jT	71	GLU	CB-CG	5.12	1.61	1.52
1	k8	173	ARG	CD-NE	5.12	1.55	1.46
1	ks	142	VAL	CB-CG1	5.12	1.63	1.52
1	l6	100	ARG	CB-CG	5.12	1.66	1.52
1	36	88	ALA	C-N	5.12	1.42	1.33
1	43	86	VAL	CB-CG2	5.12	1.63	1.52
1	4B	80	TRP	CZ2-CH2	5.12	1.47	1.37
1	4S	176	GLN	CA-CB	5.12	1.65	1.53
1	5F	159	GLU	CB-CG	5.12	1.61	1.52
1	5U	206	GLY	CA-C	-5.12	1.43	1.51
1	6R	187	GLU	N-CA	-5.12	1.36	1.46

Continued on next page...

Continued from previous page...

Mol	Chain	Res	Type	Atoms	Z	Observed(Å)	Ideal(Å)
1	77	65	ALA	CA-CB	5.12	1.63	1.52
1	7Y	168	PHE	CB-CG	-5.12	1.42	1.51
1	8F	29	GLU	CG-CD	5.12	1.59	1.51
1	8O	43	LEU	CA-CB	5.12	1.65	1.53
1	9b	224	PRO	C-N	5.12	1.42	1.33
1	aN	164	TYR	CE1-CZ	5.12	1.45	1.38
1	b2	143	ARG	CZ-NH1	-5.12	1.26	1.33
1	b4	92	GLU	CD-OE2	5.12	1.31	1.25
1	b6	147	PRO	N-CD	-5.12	1.40	1.47
1	bT	169	TYR	CE2-CZ	5.12	1.45	1.38
1	d5	1	PRO	N-CA	5.12	1.55	1.47
1	dc	1	PRO	N-CD	5.12	1.55	1.47
1	dj	167	ARG	CD-NE	5.12	1.55	1.46
1	1B	79	GLU	CD-OE2	5.12	1.31	1.25
1	7	133	TRP	NE1-CE2	5.12	1.44	1.37
1	hf	35	GLU	CD-OE2	5.11	1.31	1.25
1	hL	53	ASN	N-CA	-5.11	1.36	1.46
1	1N	136	LEU	C-N	5.11	1.42	1.33
1	io	168	PHE	CE1-CZ	5.11	1.47	1.37
1	jP	16	SER	CA-CB	5.11	1.60	1.52
1	jW	168	PHE	CA-CB	5.11	1.65	1.53
1	kq	146	SER	CA-CB	5.11	1.60	1.52
1	kO	146	SER	CA-CB	5.11	1.60	1.52
1	lw	7	GLN	C-N	5.11	1.42	1.33
1	2l	175	GLU	CD-OE2	5.11	1.31	1.25
1	2p	110	THR	CA-CB	5.11	1.66	1.53
1	5j	145	TYR	CD2-CE2	-5.11	1.31	1.39
1	6e	148	THR	N-CA	5.11	1.56	1.46
1	6o	145	TYR	CE2-CZ	5.11	1.45	1.38
1	6p	9	GLN	CA-CB	5.11	1.65	1.53
1	6q	164	TYR	CD2-CE2	5.11	1.47	1.39
1	6s	155	GLN	C-N	5.11	1.42	1.33
1	73	125	PRO	N-CD	-5.11	1.40	1.47
1	95	46	GLY	N-CA	-5.11	1.38	1.46
1	95	164	TYR	CZ-OH	5.11	1.46	1.37
1	9p	185	MET	CA-CB	5.11	1.65	1.53
1	9P	18	ARG	CD-NE	5.11	1.55	1.46
1	aF	145	TYR	CG-CD1	5.11	1.45	1.39
1	aN	133	TRP	CG-CD2	5.11	1.52	1.43
1	b2	149	SER	CA-CB	5.11	1.60	1.52
1	by	154	ARG	CA-CB	5.11	1.65	1.53
1	ch	192	GLN	CB-CG	5.11	1.66	1.52

Continued on next page...

Continued from previous page...

Mol	Chain	Res	Type	Atoms	Z	Observed(Å)	Ideal(Å)
1	cG	76	GLU	CG-CD	5.11	1.59	1.51
1	cH	164	TYR	CG-CD1	-5.11	1.32	1.39
1	dd	173	ARG	CG-CD	5.11	1.64	1.51
1	dx	71	GLU	CB-CG	5.11	1.61	1.52
1	dS	212	GLU	CB-CG	5.11	1.61	1.52
1	e2	18	ARG	CD-NE	5.11	1.55	1.46
1	ev	175	GLU	CD-OE2	5.11	1.31	1.25
1	ey	133	TRP	CZ3-CH2	-5.11	1.31	1.40
1	lw	102	SER	CA-CB	5.11	1.60	1.52
1	gu	184	TRP	CG-CD1	5.11	1.44	1.36
1	gL	130	TYR	CG-CD1	5.11	1.45	1.39
1	jG	133	TRP	NE1-CE2	5.11	1.44	1.37
1	3z	182	LYS	CA-C	5.11	1.66	1.52
1	5l	32	PHE	CE2-CZ	5.11	1.47	1.37
1	5G	208	ALA	N-CA	-5.11	1.36	1.46
1	7L	88	ALA	C-N	5.11	1.42	1.33
1	ac	164	TYR	CE2-CZ	5.11	1.45	1.38
1	bs	28	GLU	CB-CG	5.11	1.61	1.52
1	bz	32	PHE	CG-CD1	5.11	1.46	1.38
1	cK	18	ARG	CD-NE	5.11	1.55	1.46
1	cT	122	PRO	C-N	-5.11	1.24	1.34
1	d9	74	ASN	N-CA	5.11	1.56	1.46
1	dj	118	MET	CG-SD	5.11	1.94	1.81
1	dl	212	GLU	CD-OE2	-5.11	1.20	1.25
1	dN	1	PRO	N-CD	5.11	1.55	1.47
1	e1	187	GLU	CD-OE2	5.11	1.31	1.25
1	gn	90	PRO	N-CA	5.11	1.55	1.47
1	lN	180	GLU	CG-CD	5.11	1.59	1.51
1	k4	212	GLU	CD-OE2	-5.11	1.20	1.25
1	lK	130	TYR	CD1-CE1	5.11	1.47	1.39
1	lR	213	GLU	CD-OE2	5.11	1.31	1.25
1	3N	159	GLU	CD-OE2	5.11	1.31	1.25
1	4D	41	SER	CB-OG	5.11	1.48	1.42
1	59	1	PRO	N-CD	5.11	1.55	1.47
1	73	175	GLU	CD-OE2	-5.11	1.20	1.25
1	8w	132	ARG	CD-NE	5.11	1.55	1.46
1	8x	168	PHE	CG-CD2	5.11	1.46	1.38
1	92	33	SER	CA-CB	5.11	1.60	1.52
1	aP	164	TYR	CG-CD1	5.11	1.45	1.39
1	co	162	ARG	CZ-NH2	-5.11	1.26	1.33
1	cx	169	TYR	CB-CG	5.11	1.59	1.51
1	cH	145	TYR	CG-CD1	5.11	1.45	1.39

Continued on next page...

Continued from previous page...

Mol	Chain	Res	Type	Atoms	Z	Observed(Å)	Ideal(Å)
1	dW	167	ARG	CD-NE	5.11	1.55	1.46
1	lo	38	PRO	CA-C	-5.11	1.42	1.52
1	eW	222	GLY	N-CA	-5.11	1.38	1.46
1	fD	100	ARG	CZ-NH2	-5.11	1.26	1.33
1	fH	117	TRP	CE2-CZ2	-5.11	1.31	1.39
1	fO	100	ARG	CD-NE	5.11	1.55	1.46
1	fQ	229	ARG	CA-CB	5.11	1.65	1.53
1	fT	37	ILE	C-N	5.11	1.44	1.34
1	fY	161	PHE	CG-CD1	5.11	1.46	1.38
1	hS	113	GLU	CG-CD	-5.11	1.44	1.51
1	lO	28	GLU	CG-CD	-5.11	1.44	1.51
1	ik	184	TRP	CA-CB	5.11	1.65	1.53
1	kt	102	SER	CA-CB	5.11	1.60	1.52
1	lD	173	ARG	CD-NE	5.11	1.55	1.46
1	3A	207	PRO	N-CA	-5.11	1.38	1.47
1	3W	1	PRO	N-CA	5.11	1.55	1.47
1	7W	145	TYR	CE2-CZ	5.11	1.45	1.38
1	8p	130	TYR	CG-CD2	5.11	1.45	1.39
1	95	29	GLU	CD-OE1	5.11	1.31	1.25
1	ld	40	PHE	CB-CG	5.11	1.60	1.51
1	do	83	LEU	CA-CB	5.11	1.65	1.53
1	fY	49	PRO	CA-CB	-5.11	1.43	1.53
1	h9	52	LEU	CA-CB	5.11	1.65	1.53
1	lI	26	VAL	CA-CB	5.11	1.65	1.54
1	hh	45	GLU	CB-CG	5.11	1.61	1.52
1	hE	190	LEU	CA-CB	5.11	1.65	1.53
1	ig	132	ARG	CD-NE	5.11	1.55	1.46
1	iK	18	ARG	CD-NE	5.11	1.55	1.46
1	iS	196	PRO	C-N	5.11	1.45	1.34
1	jC	219	GLN	C-N	5.11	1.42	1.33
1	jM	212	GLU	CG-CD	5.11	1.59	1.51
1	jQ	79	GLU	CB-CG	5.11	1.61	1.52
1	24	79	GLU	CB-CG	5.11	1.61	1.52
1	kX	230	VAL	CA-CB	-5.11	1.44	1.54
1	lN	143	ARG	CD-NE	5.11	1.55	1.46
1	3L	45	GLU	CB-CG	5.11	1.61	1.52
1	3X	41	SER	CA-CB	5.11	1.60	1.52
1	48	198	CYS	CB-SG	5.11	1.91	1.82
1	4M	178	SER	CA-CB	5.11	1.60	1.52
1	7i	71	GLU	CD-OE1	5.11	1.31	1.25
1	8k	101	GLY	N-CA	-5.11	1.38	1.46
1	9s	167	ARG	N-CA	-5.11	1.36	1.46

Continued on next page...

Continued from previous page...

Mol	Chain	Res	Type	Atoms	Z	Observed(Å)	Ideal(Å)
1	9C	17	PRO	N-CD	-5.11	1.40	1.47
1	18	169	TYR	CD1-CE1	5.11	1.47	1.39
1	bC	132	ARG	CZ-NH1	-5.11	1.26	1.33
1	cp	57	ASN	N-CA	-5.11	1.36	1.46
1	cy	156	GLY	N-CA	-5.11	1.38	1.46
1	do	145	TYR	CZ-OH	5.11	1.46	1.37
1	dL	1	PRO	CA-C	-5.11	1.42	1.52
1	dM	211	LEU	N-CA	-5.11	1.36	1.46
1	e5	164	TYR	CE2-CZ	5.11	1.45	1.38
1	eh	34	PRO	N-CD	-5.11	1.40	1.47
1	eF	98	GLU	CB-CG	5.11	1.61	1.52
1	eN	200	THR	N-CA	5.11	1.56	1.46
1	1B	130	TYR	CD2-CE2	5.11	1.47	1.39
1	ga	175	GLU	CG-CD	-5.11	1.44	1.51
1	hV	117	TRP	CZ3-CH2	-5.11	1.31	1.40
1	ib	206	GLY	C-O	-5.11	1.15	1.23
1	27	164	TYR	CE1-CZ	5.11	1.45	1.38
1	29	95	GLN	CA-CB	5.11	1.65	1.53
1	lN	76	GLU	CD-OE2	5.11	1.31	1.25
1	2B	44	SER	CA-CB	5.11	1.60	1.52
1	2M	75	GLU	CA-CB	5.11	1.65	1.53
1	3J	169	TYR	CB-CG	5.11	1.59	1.51
1	3M	154	ARG	CZ-NH1	-5.11	1.26	1.33
1	4f	220	GLY	C-O	-5.11	1.15	1.23
1	53	145	TYR	CZ-OH	5.11	1.46	1.37
1	6U	8	GLY	N-CA	5.11	1.53	1.46
1	6X	180	GLU	CD-OE2	-5.11	1.20	1.25
1	7R	34	PRO	CA-C	5.11	1.63	1.52
1	8K	145	TYR	CE2-CZ	5.11	1.45	1.38
1	9m	7	GLN	C-N	5.11	1.42	1.33
1	9K	60	GLY	CA-C	-5.11	1.43	1.51
1	at	229	ARG	CD-NE	5.11	1.55	1.46
1	bk	212	GLU	CD-OE1	5.11	1.31	1.25
1	bs	144	MET	N-CA	-5.11	1.36	1.46
1	bA	41	SER	CA-CB	5.11	1.60	1.52
1	c6	130	TYR	CZ-OH	5.11	1.46	1.37
1	co	109	SER	CB-OG	5.11	1.48	1.42
1	di	71	GLU	CD-OE2	5.11	1.31	1.25
1	e0	117	TRP	CD1-NE1	-5.11	1.29	1.38
1	e0	117	TRP	N-CA	-5.11	1.36	1.46
1	q	98	GLU	CD-OE1	5.11	1.31	1.25
1	F	75	GLU	CA-CB	5.11	1.65	1.53

Continued on next page...

Continued from previous page...

Mol	Chain	Res	Type	Atoms	Z	Observed(Å)	Ideal(Å)
1	I	132	ARG	CZ-NH1	-5.11	1.26	1.33
1	hg	101	GLY	N-CA	5.10	1.53	1.46
1	hJ	231	LEU	C-OXT	5.10	1.33	1.23
1	iv	165	VAL	CB-CG2	5.10	1.63	1.52
1	iz	130	TYR	CG-CD1	5.10	1.45	1.39
1	1R	132	ARG	CZ-NH2	5.10	1.39	1.33
1	jA	145	TYR	CG-CD1	5.10	1.45	1.39
1	jU	143	ARG	CD-NE	5.10	1.55	1.46
1	2n	185	MET	CG-SD	5.10	1.94	1.81
1	2Q	40	PHE	CG-CD2	5.10	1.46	1.38
1	2S	155	GLN	N-CA	5.10	1.56	1.46
1	2W	130	TYR	CE1-CZ	5.10	1.45	1.38
1	3q	106	GLY	N-CA	5.10	1.53	1.46
1	7c	167	ARG	NE-CZ	-5.10	1.26	1.33
1	90	79	GLU	CD-OE2	-5.10	1.20	1.25
1	99	102	SER	CA-CB	5.10	1.60	1.52
1	9X	82	ARG	CA-CB	5.10	1.65	1.53
1	bJ	184	TRP	CD1-NE1	5.10	1.46	1.38
1	bW	221	VAL	C-N	5.10	1.42	1.33
1	d3	184	TRP	CD2-CE3	5.10	1.48	1.40
1	fn	229	ARG	CZ-NH1	-5.10	1.26	1.33
1	g6	164	TYR	CG-CD2	5.10	1.45	1.39
1	gd	1	PRO	N-CD	5.10	1.54	1.47
1	1D	187	GLU	CD-OE2	5.10	1.31	1.25
1	gK	130	TYR	CZ-OH	5.10	1.46	1.37
1	ib	45	GLU	CA-CB	5.10	1.65	1.53
1	ig	82	ARG	CD-NE	5.10	1.55	1.46
1	ik	130	TYR	CG-CD1	5.10	1.45	1.39
1	ji	130	TYR	CG-CD1	5.10	1.45	1.39
1	2r	168	PHE	CA-CB	5.10	1.65	1.53
1	2R	130	TYR	CE2-CZ	5.10	1.45	1.38
1	3a	118	MET	CA-CB	5.10	1.65	1.53
1	3p	198	CYS	CB-SG	5.10	1.91	1.82
1	3w	16	SER	C-N	5.10	1.44	1.34
1	3N	27	VAL	CB-CG1	5.10	1.63	1.52
1	3V	124	ILE	C-N	-5.10	1.24	1.34
1	68	227	LYS	CE-NZ	-5.10	1.36	1.49
1	6j	32	PHE	CE2-CZ	5.10	1.47	1.37
1	7F	85	PRO	N-CA	-5.10	1.38	1.47
1	7M	30	LYS	CA-CB	5.10	1.65	1.53
1	8x	16	SER	CA-CB	5.10	1.60	1.52
1	aM	231	LEU	N-CA	-5.10	1.36	1.46

Continued on next page...

Continued from previous page...

Mol	Chain	Res	Type	Atoms	Z	Observed(Å)	Ideal(Å)
1	b0	123	PRO	N-CA	-5.10	1.38	1.47
1	c5	164	TYR	CZ-OH	5.10	1.46	1.37
1	dh	109	SER	CB-OG	5.10	1.48	1.42
1	dq	215	MET	CG-SD	5.10	1.94	1.81
1	eM	71	GLU	CG-CD	5.10	1.59	1.51
1	eY	115	ILE	C-N	5.10	1.42	1.33
1	g0	164	TYR	CE2-CZ	-5.10	1.31	1.38
1	3	98	GLU	CD-OE1	5.10	1.31	1.25
1	U	164	TYR	CG-CD1	5.10	1.45	1.39
1	hl	12	HIS	CA-CB	5.10	1.65	1.53
1	2N	167	ARG	CD-NE	5.10	1.55	1.46
1	3I	18	ARG	CD-NE	5.10	1.55	1.46
1	55	183	ASN	CA-CB	5.10	1.66	1.53
1	5T	159	GLU	CD-OE1	5.10	1.31	1.25
1	5V	91	ILE	CA-CB	-5.10	1.43	1.54
1	6I	86	VAL	CB-CG1	5.10	1.63	1.52
1	7B	212	GLU	CG-CD	5.10	1.59	1.51
1	8J	161	PHE	CG-CD2	5.10	1.46	1.38
1	aB	109	SER	CB-OG	5.10	1.48	1.42
1	bK	60	GLY	CA-C	-5.10	1.43	1.51
1	cC	76	GLU	CB-CG	5.10	1.61	1.52
1	eV	152	ASP	CA-CB	5.10	1.65	1.53
1	fS	42	ALA	N-CA	-5.10	1.36	1.46
1	h	207	PRO	N-CD	-5.10	1.40	1.47
1	h7	113	GLU	CB-CG	5.10	1.61	1.52
1	hL	116	GLY	CA-C	-5.10	1.43	1.51
1	hN	60	GLY	C-N	5.10	1.42	1.33
1	j2	40	PHE	CG-CD2	5.10	1.46	1.38
1	jA	212	GLU	CB-CG	5.10	1.61	1.52
1	jZ	157	PRO	N-CA	-5.10	1.38	1.47
1	kd	124	ILE	C-N	-5.10	1.24	1.34
1	2U	220	GLY	CA-C	5.10	1.60	1.51
1	3o	29	GLU	CD-OE2	5.10	1.31	1.25
1	3p	28	GLU	CG-CD	5.10	1.59	1.51
1	3G	16	SER	CA-CB	5.10	1.60	1.52
1	3L	87	HIS	CB-CG	5.10	1.59	1.50
1	3W	70	LYS	CD-CE	5.10	1.64	1.51
1	5j	164	TYR	CE1-CZ	5.10	1.45	1.38
1	6l	146	SER	CB-OG	5.10	1.48	1.42
1	73	159	GLU	CD-OE1	-5.10	1.20	1.25
1	7I	130	TYR	CB-CG	-5.10	1.44	1.51
1	9u	149	SER	CA-CB	5.10	1.60	1.52

Continued on next page...

Continued from previous page...

Mol	Chain	Res	Type	Atoms	Z	Observed(Å)	Ideal(Å)
1	9O	173	ARG	CD-NE	5.10	1.55	1.46
1	ai	169	TYR	CG-CD1	5.10	1.45	1.39
1	bg	145	TYR	CA-CB	5.10	1.65	1.53
1	bE	169	TYR	CB-CG	5.10	1.59	1.51
1	bJ	23	TRP	CD1-NE1	-5.10	1.29	1.38
1	c1	212	GLU	CB-CG	5.10	1.61	1.52
1	ct	207	PRO	N-CA	-5.10	1.38	1.47
1	cJ	92	GLU	CD-OE1	5.10	1.31	1.25
1	dq	65	ALA	CA-CB	5.10	1.63	1.52
1	dG	79	GLU	CA-CB	5.10	1.65	1.53
1	1s	169	TYR	CE2-CZ	5.10	1.45	1.38
1	f0	35	GLU	CD-OE1	5.10	1.31	1.25
1	fQ	173	ARG	CZ-NH2	-5.10	1.26	1.33
1	L	202	LEU	CA-CB	5.10	1.65	1.53
1	gD	130	TYR	CE1-CZ	5.10	1.45	1.38
1	hx	125	PRO	N-CD	-5.10	1.40	1.47
1	kE	130	TYR	CD1-CE1	5.10	1.47	1.39
1	2v	130	TYR	CE2-CZ	5.10	1.45	1.38
1	65	29	GLU	CD-OE2	5.10	1.31	1.25
1	7b	205	LEU	CA-CB	5.10	1.65	1.53
1	7T	133	TRP	NE1-CE2	-5.10	1.30	1.37
1	8H	175	GLU	CA-CB	5.10	1.65	1.53
1	9g	32	PHE	CE2-CZ	5.10	1.47	1.37
1	9j	132	ARG	CZ-NH1	-5.10	1.26	1.33
1	9n	101	GLY	N-CA	5.10	1.53	1.46
1	9Y	109	SER	CA-CB	5.10	1.60	1.52
1	aQ	23	TRP	CG-CD2	5.10	1.52	1.43
1	aX	146	SER	CB-OG	5.10	1.48	1.42
1	16	98	GLU	CD-OE1	5.10	1.31	1.25
1	bM	92	GLU	CB-CG	5.10	1.61	1.52
1	cA	33	SER	CA-CB	5.10	1.60	1.52
1	dk	12	HIS	N-CA	-5.10	1.36	1.46
1	dM	173	ARG	CZ-NH2	5.10	1.39	1.33
1	et	132	ARG	CZ-NH1	-5.10	1.26	1.33
1	eA	84	HIS	CB-CG	5.10	1.59	1.50
1	fU	100	ARG	CD-NE	5.10	1.55	1.46
1	i0	49	PRO	CA-CB	-5.10	1.43	1.53
1	jc	207	PRO	CA-CB	5.10	1.63	1.53
1	2E	169	TYR	CZ-OH	5.10	1.46	1.37
1	3f	184	TRP	CA-CB	5.10	1.65	1.53
1	3T	190	LEU	CA-CB	5.10	1.65	1.53
1	5X	1	PRO	N-CD	5.10	1.54	1.47

Continued on next page...

Continued from previous page...

Mol	Chain	Res	Type	Atoms	Z	Observed(Å)	Ideal(Å)
1	7L	164	TYR	CD1-CE1	-5.10	1.31	1.39
1	89	38	PRO	CA-C	-5.10	1.42	1.52
1	9P	219	GLN	C-N	5.10	1.42	1.33
1	bH	58	THR	CB-OG1	-5.10	1.33	1.43
1	ee	2	ILE	C-N	5.10	1.45	1.34
1	ga	146	SER	C-N	-5.09	1.24	1.34
1	hD	212	GLU	CD-OE2	5.09	1.31	1.25
1	lL	164	TYR	CZ-OH	5.09	1.46	1.37
1	jA	132	ARG	CZ-NH2	-5.09	1.26	1.33
1	jL	55	MET	CG-SD	5.09	1.94	1.81
1	jV	1	PRO	N-CD	5.09	1.54	1.47
1	2I	147	PRO	N-CD	5.09	1.54	1.47
1	kV	12	HIS	N-CA	-5.09	1.36	1.46
1	lg	173	ARG	CD-NE	5.09	1.55	1.46
1	lq	167	ARG	CZ-NH1	-5.09	1.26	1.33
1	2P	146	SER	CA-CB	5.09	1.60	1.52
1	2Z	121	ASN	CB-CG	5.09	1.62	1.51
1	3a	32	PHE	CB-CG	5.09	1.60	1.51
1	3t	106	GLY	CA-C	-5.09	1.43	1.51
1	4c	125	PRO	N-CA	-5.09	1.38	1.47
1	6K	145	TYR	CE1-CZ	5.09	1.45	1.38
1	7C	180	GLU	CD-OE1	5.09	1.31	1.25
1	86	28	GLU	CD-OE1	5.09	1.31	1.25
1	8O	122	PRO	CA-C	5.09	1.63	1.52
1	8Q	61	GLY	CA-C	5.09	1.60	1.51
1	9u	167	ARG	CZ-NH2	-5.09	1.26	1.33
1	9T	143	ARG	CZ-NH2	-5.09	1.26	1.33
1	a1	44	SER	CA-CB	5.09	1.60	1.52
1	aj	117	TRP	NE1-CE2	5.09	1.44	1.37
1	ak	89	GLY	N-CA	5.09	1.53	1.46
1	18	145	TYR	CE2-CZ	5.09	1.45	1.38
1	bs	13	GLN	CA-CB	5.09	1.65	1.53
1	bt	94	GLY	N-CA	5.09	1.53	1.46
1	dI	170	LYS	CA-CB	5.09	1.65	1.53
1	dK	102	SER	CA-CB	5.09	1.60	1.52
1	1v	104	ILE	C-N	5.09	1.45	1.34
1	g3	159	GLU	CG-CD	-5.09	1.44	1.51
1	h	162	ARG	CZ-NH2	-5.09	1.26	1.33
1	m	167	ARG	CZ-NH1	5.09	1.39	1.33
1	hB	29	GLU	CD-OE1	-5.09	1.20	1.25
1	jT	49	PRO	N-CD	-5.09	1.40	1.47
1	2I	161	PHE	CA-CB	5.09	1.65	1.53

Continued on next page...

Continued from previous page...

Mol	Chain	Res	Type	Atoms	Z	Observed(Å)	Ideal(Å)
1	3h	87	HIS	CB-CG	5.09	1.59	1.50
1	3D	61	GLY	CA-C	-5.09	1.43	1.51
1	3L	170	LYS	CA-CB	5.09	1.65	1.53
1	5H	7	GLN	C-N	5.09	1.42	1.33
1	7x	47	ALA	N-CA	-5.09	1.36	1.46
1	7H	89	GLY	CA-C	5.09	1.59	1.51
1	bB	205	LEU	C-N	5.09	1.42	1.33
1	bO	173	ARG	CD-NE	5.09	1.55	1.46
1	dE	130	TYR	CB-CG	-5.09	1.44	1.51
1	e1	56	LEU	CA-CB	5.09	1.65	1.53
1	1v	145	TYR	CG-CD2	5.09	1.45	1.39
1	j	117	TRP	NE1-CE2	-5.09	1.30	1.37
1	t	88	ALA	CA-CB	5.09	1.63	1.52
1	S	178	SER	CA-CB	5.09	1.60	1.52
1	gi	89	GLY	N-CA	5.09	1.53	1.46
1	gT	85	PRO	CA-C	5.09	1.63	1.52
1	hx	207	PRO	N-CD	-5.09	1.40	1.47
1	1L	218	CYS	CB-SG	5.09	1.91	1.82
1	i5	168	PHE	CE1-CZ	5.09	1.47	1.37
1	ie	159	GLU	CD-OE1	5.09	1.31	1.25
1	im	125	PRO	N-CD	-5.09	1.40	1.47
1	j6	41	SER	CA-CB	5.09	1.60	1.52
1	ka	225	GLY	N-CA	5.09	1.53	1.46
1	kS	98	GLU	CD-OE2	5.09	1.31	1.25
1	kU	159	GLU	C-N	5.09	1.44	1.34
1	lL	127	GLY	C-O	-5.09	1.15	1.23
1	lQ	7	GLN	CA-CB	5.09	1.65	1.53
1	2u	93	PRO	C-N	5.09	1.42	1.33
1	36	213	GLU	CB-CG	5.09	1.61	1.52
1	39	99	PRO	N-CD	5.09	1.54	1.47
1	3l	82	ARG	CZ-NH1	-5.09	1.26	1.33
1	3G	57	ASN	CB-CG	5.09	1.62	1.51
1	4w	155	GLN	C-N	5.09	1.42	1.33
1	6n	80	TRP	CZ2-CH2	5.09	1.47	1.37
1	7u	141	ILE	N-CA	-5.09	1.36	1.46
1	7I	81	ASP	CA-CB	5.09	1.65	1.53
1	9L	224	PRO	N-CD	5.09	1.54	1.47
1	aj	181	VAL	CB-CG2	5.09	1.63	1.52
1	cl	85	PRO	N-CD	5.09	1.54	1.47
1	cO	164	TYR	CG-CD1	5.09	1.45	1.39
1	du	130	TYR	CB-CG	5.09	1.59	1.51
1	dy	130	TYR	CE1-CZ	5.09	1.45	1.38

Continued on next page...

Continued from previous page...

Mol	Chain	Res	Type	Atoms	Z	Observed(Å)	Ideal(Å)
1	dV	117	TRP	NE1-CE2	5.09	1.44	1.37
1	ek	145	TYR	CZ-OH	5.09	1.46	1.37
1	eU	43	LEU	CB-CG	5.09	1.67	1.52
1	fb	40	PHE	CE2-CZ	5.09	1.47	1.37
1	fk	95	GLN	CG-CD	5.09	1.62	1.51
1	fx	218	CYS	CB-SG	5.09	1.91	1.82
1	g6	29	GLU	CD-OE1	5.09	1.31	1.25
1	v	18	ARG	CZ-NH2	-5.09	1.26	1.33
1	V	23	TRP	CG-CD1	5.09	1.43	1.36
1	8	145	TYR	CZ-OH	5.09	1.46	1.37
1	hm	37	ILE	CA-C	5.09	1.66	1.52
1	ht	1	PRO	N-CD	5.09	1.54	1.47
1	hv	93	PRO	CA-CB	5.09	1.63	1.53
1	hR	164	TYR	CA-CB	5.09	1.65	1.53
1	iK	210	THR	N-CA	5.09	1.56	1.46
1	iR	169	TYR	CA-CB	5.09	1.65	1.53
1	iV	227	LYS	CA-CB	5.09	1.65	1.53
1	jT	164	TYR	CE2-CZ	5.09	1.45	1.38
1	kp	161	PHE	CE1-CZ	5.09	1.47	1.37
1	kW	35	GLU	CB-CG	5.09	1.61	1.52
1	le	229	ARG	CZ-NH2	-5.09	1.26	1.33
1	lN	40	PHE	N-CA	5.09	1.56	1.46
1	2V	161	PHE	CD1-CE1	5.09	1.49	1.39
1	3z	79	GLU	CD-OE1	5.09	1.31	1.25
1	55	71	GLU	CB-CG	5.09	1.61	1.52
1	5x	123	PRO	N-CD	5.09	1.54	1.47
1	67	92	GLU	CD-OE1	5.09	1.31	1.25
1	7V	49	PRO	N-CD	-5.09	1.40	1.47
1	8i	32	PHE	CE2-CZ	5.09	1.47	1.37
1	8C	95	GLN	CG-CD	5.09	1.62	1.51
1	8F	100	ARG	CD-NE	5.09	1.55	1.46
1	8U	133	TRP	CE2-CZ2	-5.09	1.31	1.39
1	9B	196	PRO	CA-C	5.09	1.63	1.52
1	9Q	80	TRP	CD2-CE2	5.09	1.47	1.41
1	aX	93	PRO	C-N	5.09	1.42	1.33
1	b8	219	GLN	CB-CG	5.09	1.66	1.52
1	bs	93	PRO	N-CA	5.09	1.55	1.47
1	c9	89	GLY	C-N	-5.09	1.24	1.34
1	cd	145	TYR	CE2-CZ	5.09	1.45	1.38
1	da	75	GLU	CG-CD	-5.09	1.44	1.51
1	dj	75	GLU	CD-OE1	5.09	1.31	1.25
1	1k	89	GLY	N-CA	5.09	1.53	1.46

Continued on next page...

Continued from previous page...

Mol	Chain	Res	Type	Atoms	Z	Observed(Å)	Ideal(Å)
1	do	207	PRO	N-CD	5.09	1.54	1.47
1	eV	168	PHE	CG-CD2	5.09	1.46	1.38
1	fn	45	GLU	CD-OE2	5.09	1.31	1.25
1	ly	143	ARG	CZ-NH1	-5.09	1.26	1.33
1	c	90	PRO	N-CD	-5.09	1.40	1.47
1	1C	220	GLY	CA-C	5.09	1.59	1.51
1	h7	71	GLU	CD-OE2	5.09	1.31	1.25
1	kJ	218	CYS	CB-SG	5.09	1.90	1.82
1	kZ	23	TRP	NE1-CE2	-5.09	1.30	1.37
1	2v	156	GLY	CA-C	5.09	1.59	1.51
1	3b	146	SER	CA-CB	5.09	1.60	1.52
1	4j	79	GLU	CA-CB	5.09	1.65	1.53
1	9r	85	PRO	CA-C	5.09	1.63	1.52
1	9E	145	TYR	CG-CD2	5.09	1.45	1.39
1	a6	164	TYR	CE2-CZ	5.09	1.45	1.38
1	bX	213	GLU	CD-OE1	5.09	1.31	1.25
1	cl	76	GLU	CD-OE2	-5.09	1.20	1.25
1	cF	205	LEU	C-N	5.09	1.42	1.33
1	e6	60	GLY	N-CA	5.09	1.53	1.46
1	fy	137	GLY	N-CA	5.09	1.53	1.46
1	fJ	90	PRO	N-CA	-5.09	1.38	1.47
1	gg	76	GLU	CB-CG	5.09	1.61	1.52
1	ht	41	SER	CB-OG	5.09	1.48	1.42
1	hE	75	GLU	CD-OE2	5.09	1.31	1.25
1	hF	102	SER	CB-OG	5.09	1.48	1.42
1	iK	80	TRP	NE1-CE2	-5.09	1.30	1.37
1	iS	205	LEU	C-N	5.09	1.42	1.33
1	iZ	32	PHE	CE2-CZ	5.09	1.47	1.37
1	jw	117	TRP	CG-CD1	5.09	1.43	1.36
1	jH	76	GLU	CB-CG	5.09	1.61	1.52
1	jM	75	GLU	CA-CB	5.09	1.65	1.53
1	jZ	159	GLU	CG-CD	5.09	1.59	1.51
1	ky	224	PRO	CA-CB	5.09	1.63	1.53
1	ln	213	GLU	CD-OE1	-5.09	1.20	1.25
1	2q	94	GLY	N-CA	-5.09	1.38	1.46
1	2t	122	PRO	N-CD	-5.09	1.40	1.47
1	2w	42	ALA	N-CA	5.09	1.56	1.46
1	2T	157	PRO	CA-C	-5.09	1.42	1.52
1	2Y	109	SER	N-CA	-5.09	1.36	1.46
1	3G	132	ARG	CA-CB	5.09	1.65	1.53
1	4R	164	TYR	CZ-OH	5.09	1.46	1.37
1	5p	154	ARG	CD-NE	5.09	1.55	1.46

Continued on next page...

Continued from previous page...

Mol	Chain	Res	Type	Atoms	Z	Observed(Å)	Ideal(Å)
1	6d	28	GLU	CG-CD	5.09	1.59	1.51
1	6k	80	TRP	CB-CG	5.09	1.59	1.50
1	6u	140	LYS	N-CA	-5.09	1.36	1.46
1	6Y	16	SER	CA-CB	5.09	1.60	1.52
1	7V	80	TRP	CD2-CE2	5.09	1.47	1.41
1	8d	4	GLN	CA-CB	5.09	1.65	1.53
1	9L	106	GLY	CA-C	-5.09	1.43	1.51
1	a5	145	TYR	CE1-CZ	5.09	1.45	1.38
1	br	180	GLU	CD-OE1	-5.09	1.20	1.25
1	bs	24	VAL	N-CA	5.09	1.56	1.46
1	ce	37	ILE	C-N	-5.09	1.24	1.34
1	co	49	PRO	N-CA	-5.09	1.38	1.47
1	d0	26	VAL	CB-CG2	5.09	1.63	1.52
1	d8	149	SER	CA-CB	5.09	1.60	1.52
1	dG	169	TYR	CB-CG	-5.09	1.44	1.51
1	e0	184	TRP	CE2-CZ2	-5.09	1.31	1.39
1	e3	184	TRP	CZ2-CH2	5.09	1.47	1.37
1	eo	127	GLY	N-CA	-5.09	1.38	1.46
1	f5	161	PHE	CG-CD2	5.09	1.46	1.38
1	fs	169	TYR	CE1-CZ	5.09	1.45	1.38
1	fN	101	GLY	N-CA	5.09	1.53	1.46
1	hS	145	TYR	CG-CD2	5.08	1.45	1.39
1	i8	133	TRP	NE1-CE2	5.08	1.44	1.37
1	iz	132	ARG	CD-NE	5.08	1.55	1.46
1	jx	67	GLN	CB-CG	5.08	1.66	1.52
1	jM	164	TYR	CZ-OH	5.08	1.46	1.37
1	k1	79	GLU	CD-OE2	5.08	1.31	1.25
1	lj	146	SER	CA-CB	5.08	1.60	1.52
1	lB	61	GLY	N-CA	-5.08	1.38	1.46
1	2U	130	TYR	CG-CD1	5.08	1.45	1.39
1	4D	75	GLU	CD-OE2	5.08	1.31	1.25
1	5o	92	GLU	CD-OE2	5.08	1.31	1.25
1	75	164	TYR	CG-CD1	5.08	1.45	1.39
1	7v	18	ARG	CD-NE	5.08	1.55	1.46
1	a3	221	VAL	CA-CB	-5.08	1.44	1.54
1	aM	162	ARG	CG-CD	5.08	1.64	1.51
1	b8	57	ASN	CB-CG	5.08	1.62	1.51
1	co	112	GLN	CA-CB	5.08	1.65	1.53
1	df	131	LYS	CD-CE	5.08	1.64	1.51
1	dC	160	PRO	N-CD	-5.08	1.40	1.47
1	e4	199	LYS	C-N	5.08	1.45	1.34
1	ff	71	GLU	CD-OE2	5.08	1.31	1.25

Continued on next page...

Continued from previous page...

Mol	Chain	Res	Type	Atoms	Z	Observed(Å)	Ideal(Å)
1	fT	130	TYR	CD2-CE2	5.08	1.47	1.39
1	m	130	TYR	CG-CD1	5.08	1.45	1.39
1	gO	220	GLY	CA-C	-5.08	1.43	1.51
1	hq	164	TYR	CE1-CZ	5.08	1.45	1.38
1	i6	7	GLN	C-N	5.08	1.42	1.33
1	ih	127	GLY	N-CA	5.08	1.53	1.46
1	iX	23	TRP	CE3-CZ3	5.08	1.47	1.38
1	k9	146	SER	CA-CB	5.08	1.60	1.52
1	ko	130	TYR	CE2-CZ	5.08	1.45	1.38
1	26	102	SER	CA-CB	5.08	1.60	1.52
1	lI	80	TRP	CD2-CE3	-5.08	1.32	1.40
1	2l	95	GLN	N-CA	-5.08	1.36	1.46
1	31	178	SER	CB-OG	-5.08	1.35	1.42
1	3d	130	TYR	CD1-CE1	-5.08	1.31	1.39
1	3P	187	GLU	CG-CD	5.08	1.59	1.51
1	5h	218	CYS	CB-SG	5.08	1.90	1.82
1	5u	162	ARG	CZ-NH1	-5.08	1.26	1.33
1	5F	1	PRO	CA-C	-5.08	1.42	1.52
1	6T	133	TRP	CD2-CE3	-5.08	1.32	1.40
1	7v	145	TYR	CG-CD1	5.08	1.45	1.39
1	7B	154	ARG	CZ-NH2	-5.08	1.26	1.33
1	7Q	33	SER	CA-CB	5.08	1.60	1.52
1	86	3	VAL	CB-CG1	5.08	1.63	1.52
1	8l	76	GLU	CB-CG	5.08	1.61	1.52
1	8C	177	ALA	CA-CB	5.08	1.63	1.52
1	9C	180	GLU	CB-CG	5.08	1.61	1.52
1	br	80	TRP	NE1-CE2	-5.08	1.30	1.37
1	ef	27	VAL	CB-CG2	5.08	1.63	1.52
1	fx	168	PHE	CE2-CZ	5.08	1.47	1.37
1	o	229	ARG	CD-NE	5.08	1.55	1.46
1	hZ	13	GLN	CA-CB	5.08	1.65	1.53
1	i6	11	VAL	CA-CB	-5.08	1.44	1.54
1	1R	156	GLY	N-CA	5.08	1.53	1.46
1	ju	71	GLU	CD-OE2	5.08	1.31	1.25
1	ju	212	GLU	CD-OE1	5.08	1.31	1.25
1	ko	40	PHE	CG-CD1	5.08	1.46	1.38
1	lu	155	GLN	CG-CD	5.08	1.62	1.51
1	2A	145	TYR	CG-CD1	5.08	1.45	1.39
1	35	164	TYR	CA-CB	5.08	1.65	1.53
1	3x	155	GLN	C-N	5.08	1.42	1.33
1	47	106	GLY	CA-C	5.08	1.59	1.51
1	47	111	LEU	N-CA	5.08	1.56	1.46

Continued on next page...

Continued from previous page...

Mol	Chain	Res	Type	Atoms	Z	Observed(Å)	Ideal(Å)
1	4i	170	LYS	CA-CB	5.08	1.65	1.53
1	4x	145	TYR	CZ-OH	5.08	1.46	1.37
1	6A	148	THR	N-CA	5.08	1.56	1.46
1	77	224	PRO	N-CD	-5.08	1.40	1.47
1	7K	129	ILE	CA-CB	5.08	1.66	1.54
1	85	97	ARG	CZ-NH1	-5.08	1.26	1.33
1	87	92	GLU	CD-OE2	5.08	1.31	1.25
1	8d	23	TRP	CD2-CE3	5.08	1.48	1.40
1	8m	95	GLN	CB-CG	5.08	1.66	1.52
1	8V	161	PHE	CG-CD2	5.08	1.46	1.38
1	9i	40	PHE	CE1-CZ	5.08	1.47	1.37
1	9A	219	GLN	C-N	5.08	1.42	1.33
1	9W	230	VAL	CB-CG2	5.08	1.63	1.52
1	bg	89	GLY	CA-C	-5.08	1.43	1.51
1	bw	145	TYR	CE2-CZ	5.08	1.45	1.38
1	bQ	10	MET	CA-CB	5.08	1.65	1.53
1	cA	133	TRP	CD2-CE2	5.08	1.47	1.41
1	cM	30	LYS	CA-CB	5.08	1.65	1.53
1	de	35	GLU	CD-OE2	5.08	1.31	1.25
1	eh	44	SER	CA-CB	5.08	1.60	1.52
1	ez	75	GLU	CB-CG	5.08	1.61	1.52
1	f0	222	GLY	CA-C	5.08	1.59	1.51
1	g3	208	ALA	N-CA	-5.08	1.36	1.46
1	x	145	TYR	CG-CD2	5.08	1.45	1.39
1	R	24	VAL	CB-CG2	5.08	1.63	1.52
1	W	26	VAL	CB-CG2	5.08	1.63	1.52
1	gb	28	GLU	CG-CD	5.08	1.59	1.51
1	h4	33	SER	CA-CB	5.08	1.60	1.52
1	iA	191	VAL	CB-CG1	5.08	1.63	1.52
1	iJ	61	GLY	CA-C	-5.08	1.43	1.51
1	3a	117	TRP	NE1-CE2	-5.08	1.30	1.37
1	8L	33	SER	CA-CB	5.08	1.60	1.52
1	9V	145	TYR	CD2-CE2	5.08	1.47	1.39
1	aJ	89	GLY	CA-C	-5.08	1.43	1.51
1	aK	9	GLN	CA-CB	5.08	1.65	1.53
1	bc	145	TYR	CD1-CE1	5.08	1.47	1.39
1	bn	38	PRO	N-CD	-5.08	1.40	1.47
1	bC	33	SER	CA-CB	5.08	1.60	1.52
1	d7	213	GLU	CB-CG	5.08	1.61	1.52
1	dv	225	GLY	N-CA	5.08	1.53	1.46
1	dA	28	GLU	CA-CB	5.08	1.65	1.53
1	dE	187	GLU	CB-CG	5.08	1.61	1.52

Continued on next page...

Continued from previous page...

Mol	Chain	Res	Type	Atoms	Z	Observed(Å)	Ideal(Å)
1	dZ	169	TYR	CZ-OH	5.08	1.46	1.37
1	eU	102	SER	CA-CB	5.08	1.60	1.52
1	f8	79	GLU	CD-OE2	5.08	1.31	1.25
1	T	38	PRO	CA-C	5.08	1.63	1.52
1	gN	113	GLU	CD-OE2	5.08	1.31	1.25
1	h1	149	SER	CA-CB	5.08	1.60	1.52
1	h2	210	THR	N-CA	5.08	1.56	1.46
1	hQ	23	TRP	N-CA	-5.08	1.36	1.46
1	i3	132	ARG	CZ-NH1	-5.08	1.26	1.33
1	i4	80	TRP	CD2-CE2	5.08	1.47	1.41
1	kl	161	PHE	CE2-CZ	5.08	1.47	1.37
1	kx	23	TRP	CZ2-CH2	5.08	1.47	1.37
1	kz	39	MET	CA-CB	5.08	1.65	1.53
1	lc	174	ALA	N-CA	-5.08	1.36	1.46
1	2f	206	GLY	CA-C	5.08	1.59	1.51
1	2O	59	VAL	C-N	5.08	1.42	1.33
1	3z	82	ARG	CD-NE	5.08	1.55	1.46
1	4k	168	PHE	CB-CG	5.08	1.59	1.51
1	5F	223	GLY	CA-C	5.08	1.59	1.51
1	98	31	ALA	N-CA	-5.08	1.36	1.46
1	9M	131	LYS	CA-CB	5.08	1.65	1.53
1	9W	80	TRP	CD2-CE2	5.08	1.47	1.41
1	aR	146	SER	CA-CB	5.08	1.60	1.52
1	b3	109	SER	CB-OG	5.08	1.48	1.42
1	cL	12	HIS	CB-CG	5.08	1.59	1.50
1	d3	146	SER	CA-CB	5.08	1.60	1.52
1	dc	220	GLY	N-CA	5.08	1.53	1.46
1	dM	178	SER	CA-CB	5.08	1.60	1.52
1	em	159	GLU	CB-CG	5.08	1.61	1.52
1	eR	220	GLY	N-CA	-5.08	1.38	1.46
1	1u	169	TYR	CE1-CZ	5.08	1.45	1.38
1	fk	87	HIS	CB-CG	5.08	1.59	1.50
1	fl	222	GLY	N-CA	5.08	1.53	1.46
1	g0	221	VAL	C-N	5.08	1.42	1.33
1	g1	180	GLU	CG-CD	5.08	1.59	1.51
1	n	21	ASN	CB-CG	5.08	1.62	1.51
1	j9	137	GLY	CA-C	-5.08	1.43	1.51
1	ja	206	GLY	CA-C	5.08	1.59	1.51
1	3g	184	TRP	CA-C	5.08	1.66	1.52
1	3t	94	GLY	CA-C	-5.08	1.43	1.51
1	4L	164	TYR	CG-CD2	5.08	1.45	1.39
1	5u	169	TYR	CZ-OH	5.08	1.46	1.37

Continued on next page...

Continued from previous page...

Mol	Chain	Res	Type	Atoms	Z	Observed(Å)	Ideal(Å)
1	7n	184	TRP	CD2-CE2	-5.08	1.35	1.41
1	8m	49	PRO	N-CD	-5.08	1.40	1.47
1	94	84	HIS	C-N	-5.08	1.24	1.34
1	at	102	SER	CA-CB	5.08	1.60	1.52
1	cb	57	ASN	CA-CB	5.08	1.66	1.53
1	d2	164	TYR	CE2-CZ	5.08	1.45	1.38
1	df	160	PRO	CA-CB	5.08	1.63	1.53
1	1m	162	ARG	CZ-NH2	-5.08	1.26	1.33
1	f1	80	TRP	CG-CD2	5.08	1.52	1.43
1	fM	167	ARG	CZ-NH1	-5.08	1.26	1.33
1	g1	32	PHE	CG-CD1	5.08	1.46	1.38
1	X	147	PRO	N-CA	5.08	1.55	1.47
1	hm	184	TRP	CZ2-CH2	5.08	1.47	1.37
1	hX	23	TRP	CZ3-CH2	5.08	1.48	1.40
1	if	109	SER	CA-CB	5.08	1.60	1.52
1	jn	178	SER	CA-CB	5.08	1.60	1.52
1	l4	169	TYR	CG-CD1	5.08	1.45	1.39
1	l9	46	GLY	CA-C	-5.08	1.43	1.51
1	2Z	169	TYR	CG-CD1	5.08	1.45	1.39
1	4t	18	ARG	CZ-NH2	-5.08	1.26	1.33
1	54	212	GLU	CD-OE1	5.08	1.31	1.25
1	5h	85	PRO	N-CD	5.08	1.54	1.47
1	5j	133	TRP	CE2-CZ2	5.08	1.48	1.39
1	5m	229	ARG	CB-CG	5.08	1.66	1.52
1	5q	175	GLU	CD-OE1	5.08	1.31	1.25
1	5M	8	GLY	N-CA	-5.08	1.38	1.46
1	7c	40	PHE	CB-CG	5.08	1.59	1.51
1	7G	221	VAL	C-N	5.08	1.42	1.33
1	89	76	GLU	CG-CD	5.08	1.59	1.51
1	aL	157	PRO	N-CD	5.08	1.54	1.47
1	c9	98	GLU	CB-CG	5.08	1.61	1.52
1	cl	229	ARG	CZ-NH2	-5.08	1.26	1.33
1	du	212	GLU	CD-OE2	5.08	1.31	1.25
1	e4	100	ARG	CZ-NH1	-5.08	1.26	1.33
1	eK	6	LEU	CA-CB	5.08	1.65	1.53
1	fk	224	PRO	C-N	5.08	1.42	1.33
1	c	109	SER	CA-CB	-5.08	1.45	1.52
1	y	28	GLU	CB-CG	5.08	1.61	1.52
1	1F	122	PRO	N-CD	-5.07	1.40	1.47
1	hb	18	ARG	CZ-NH2	-5.07	1.26	1.33
1	hu	126	VAL	C-N	5.07	1.42	1.33
1	in	132	ARG	CZ-NH2	5.07	1.39	1.33

Continued on next page...

Continued from previous page...

Mol	Chain	Res	Type	Atoms	Z	Observed(Å)	Ideal(Å)
1	j3	45	GLU	CB-CG	5.07	1.61	1.52
1	jB	228	ALA	CA-CB	5.07	1.63	1.52
1	jQ	28	GLU	CD-OE2	-5.07	1.20	1.25
1	lg	90	PRO	N-CA	5.07	1.55	1.47
1	27	164	TYR	CE2-CZ	5.07	1.45	1.38
1	lk	23	TRP	CG-CD1	5.07	1.43	1.36
1	lL	8	GLY	N-CA	5.07	1.53	1.46
1	3S	71	GLU	CG-CD	5.07	1.59	1.51
1	4K	162	ARG	CZ-NH1	-5.07	1.26	1.33
1	5h	44	SER	CA-CB	5.07	1.60	1.52
1	6A	7	GLN	C-N	5.07	1.42	1.33
1	8X	169	TYR	CA-CB	5.07	1.65	1.53
1	9s	16	SER	C-N	5.07	1.43	1.34
1	aU	133	TRP	CD2-CE3	5.07	1.48	1.40
1	18	103	ASP	N-CA	5.07	1.56	1.46
1	cm	168	PHE	CE1-CZ	5.07	1.47	1.37
1	cX	33	SER	CA-CB	-5.07	1.45	1.52
1	de	16	SER	CA-CB	5.07	1.60	1.52
1	dO	123	PRO	N-CD	-5.07	1.40	1.47
1	dZ	113	GLU	CD-OE1	5.07	1.31	1.25
1	eb	132	ARG	CZ-NH2	-5.07	1.26	1.33
1	el	117	TRP	CZ2-CH2	5.07	1.47	1.37
1	eS	162	ARG	CA-CB	5.07	1.65	1.53
1	k	8	GLY	CA-C	-5.07	1.43	1.51
1	gS	122	PRO	N-CD	-5.07	1.40	1.47
1	hu	231	LEU	C-OXT	5.07	1.32	1.23
1	jP	29	GLU	CG-CD	-5.07	1.44	1.51
1	kk	14	ALA	CA-CB	5.07	1.63	1.52
1	km	125	PRO	CA-CB	5.07	1.63	1.53
1	lz	89	GLY	CA-C	5.07	1.59	1.51
1	2c	76	GLU	CB-CG	5.07	1.61	1.52
1	2S	167	ARG	NE-CZ	5.07	1.39	1.33
1	46	159	GLU	CB-CG	5.07	1.61	1.52
1	6A	168	PHE	CB-CG	5.07	1.59	1.51
1	ax	150	ILE	CA-C	-5.07	1.39	1.52
1	bz	75	GLU	CD-OE2	5.07	1.31	1.25
1	bC	221	VAL	CB-CG2	5.07	1.63	1.52
1	ci	184	TRP	NE1-CE2	-5.07	1.30	1.37
1	ed	117	TRP	CG-CD1	5.07	1.43	1.36
1	1s	212	GLU	CD-OE2	5.07	1.31	1.25
1	gd	17	PRO	N-CD	-5.07	1.40	1.47
1	gg	169	TYR	CD2-CE2	5.07	1.47	1.39

Continued on next page...

Continued from previous page...

Mol	Chain	Res	Type	Atoms	Z	Observed(Å)	Ideal(Å)
1	gJ	169	TYR	CG-CD1	5.07	1.45	1.39
1	gU	98	GLU	CD-OE1	5.07	1.31	1.25
1	hk	221	VAL	N-CA	5.07	1.56	1.46
1	hI	164	TYR	CZ-OH	5.07	1.46	1.37
1	iP	184	TRP	CD2-CE2	5.07	1.47	1.41
1	jz	128	GLU	CD-OE1	5.07	1.31	1.25
1	1Y	81	ASP	CB-CG	5.07	1.62	1.51
1	jZ	131	LYS	CA-CB	5.07	1.65	1.53
1	kC	33	SER	CB-OG	5.07	1.48	1.42
1	l2	90	PRO	CA-CB	-5.07	1.43	1.53
1	lm	1	PRO	N-CA	5.07	1.55	1.47
1	lP	226	HIS	CA-CB	5.07	1.65	1.53
1	2x	59	VAL	CA-CB	-5.07	1.44	1.54
1	3f	40	PHE	CG-CD2	5.07	1.46	1.38
1	4l	161	PHE	CG-CD2	5.07	1.46	1.38
1	4o	41	SER	CA-CB	5.07	1.60	1.52
1	5y	178	SER	CA-CB	5.07	1.60	1.52
1	5Z	212	GLU	CA-C	-5.07	1.39	1.52
1	6m	222	GLY	N-CA	-5.07	1.38	1.46
1	6t	92	GLU	C-N	-5.07	1.24	1.34
1	6w	176	GLN	CG-CD	5.07	1.62	1.51
1	6z	94	GLY	C-O	-5.07	1.15	1.23
1	6I	17	PRO	CA-CB	5.07	1.63	1.53
1	7l	71	GLU	CB-CG	5.07	1.61	1.52
1	7H	184	TRP	NE1-CE2	-5.07	1.30	1.37
1	8B	169	TYR	CE1-CZ	5.07	1.45	1.38
1	a6	184	TRP	CA-CB	5.07	1.65	1.53
1	a9	156	GLY	C-N	-5.07	1.24	1.34
1	aB	23	TRP	CG-CD1	5.07	1.43	1.36
1	b3	149	SER	CA-CB	5.07	1.60	1.52
1	bB	187	GLU	CD-OE2	5.07	1.31	1.25
1	bR	9	GLN	CG-CD	5.07	1.62	1.51
1	bT	152	ASP	C-N	5.07	1.45	1.34
1	cs	75	GLU	CD-OE2	5.07	1.31	1.25
1	ct	164	TYR	CA-CB	5.07	1.65	1.53
1	dc	35	GLU	CB-CG	5.07	1.61	1.52
1	e7	215	MET	CG-SD	5.07	1.94	1.81
1	er	66	MET	CA-CB	5.07	1.65	1.53
1	fr	11	VAL	CB-CG2	5.07	1.63	1.52
1	fy	133	TRP	CD2-CE2	-5.07	1.35	1.41
1	fT	162	ARG	CD-NE	5.07	1.55	1.46
1	i9	151	LEU	CA-CB	5.07	1.65	1.53

Continued on next page...

Continued from previous page...

Mol	Chain	Res	Type	Atoms	Z	Observed(Å)	Ideal(Å)
1	jD	168	PHE	CA-CB	5.07	1.65	1.53
1	jK	28	GLU	N-CA	-5.07	1.36	1.46
1	k6	121	ASN	CA-CB	5.07	1.66	1.53
1	lk	33	SER	CA-CB	5.07	1.60	1.52
1	6A	80	TRP	NE1-CE2	-5.07	1.30	1.37
1	9j	100	ARG	C-O	5.07	1.32	1.23
1	1c	164	TYR	CZ-OH	5.07	1.46	1.37
1	fH	149	SER	CA-CB	5.07	1.60	1.52
1	fW	173	ARG	CA-CB	5.07	1.65	1.53
1	m	93	PRO	N-CD	-5.07	1.40	1.47
1	h7	161	PHE	CE1-CZ	5.07	1.47	1.37
1	hB	169	TYR	CZ-OH	5.07	1.46	1.37
1	hC	90	PRO	N-CD	5.07	1.54	1.47
1	1O	117	TRP	CA-CB	5.07	1.65	1.53
1	j5	27	VAL	CB-CG1	5.07	1.63	1.52
1	ja	80	TRP	CZ2-CH2	5.07	1.47	1.37
1	jb	17	PRO	CA-C	-5.07	1.42	1.52
1	27	44	SER	CA-CB	5.07	1.60	1.52
1	4e	23	TRP	NE1-CE2	-5.07	1.30	1.37
1	5V	50	GLN	CG-CD	5.07	1.62	1.51
1	7r	97	ARG	CA-CB	5.07	1.65	1.53
1	7F	32	PHE	CB-CG	5.07	1.59	1.51
1	7V	16	SER	CA-CB	5.07	1.60	1.52
1	8p	130	TYR	CB-CG	5.07	1.59	1.51
1	9f	7	GLN	CB-CG	5.07	1.66	1.52
1	9s	79	GLU	CD-OE2	5.07	1.31	1.25
1	9W	161	PHE	CG-CD2	5.07	1.46	1.38
1	ah	145	TYR	CE1-CZ	5.07	1.45	1.38
1	b1	169	TYR	CE2-CZ	5.07	1.45	1.38
1	ct	161	PHE	N-CA	5.07	1.56	1.46
1	cK	226	HIS	CA-C	-5.07	1.39	1.52
1	dG	213	GLU	CD-OE1	-5.07	1.20	1.25
1	fD	20	LEU	CA-CB	5.07	1.65	1.53
1	R	90	PRO	CA-CB	-5.07	1.43	1.53
1	gb	130	TYR	CE1-CZ	5.07	1.45	1.38
1	hu	198	CYS	CB-SG	5.07	1.90	1.82
1	i4	164	TYR	CD2-CE2	5.07	1.47	1.39
1	im	113	GLU	CD-OE1	5.07	1.31	1.25
1	jP	1	PRO	N-CD	5.07	1.54	1.47
1	kF	146	SER	CB-OG	5.07	1.48	1.42
1	kS	203	LYS	CE-NZ	-5.07	1.36	1.49
1	l0	174	ALA	CA-CB	5.07	1.63	1.52

Continued on next page...

Continued from previous page...

Mol	Chain	Res	Type	Atoms	Z	Observed(Å)	Ideal(Å)
1	lf	114	GLN	CA-C	-5.07	1.39	1.52
1	lu	98	GLU	CB-CG	5.07	1.61	1.52
1	lw	143	ARG	CZ-NH2	-5.07	1.26	1.33
1	2c	157	PRO	N-CA	-5.07	1.38	1.47
1	2d	187	GLU	CD-OE1	5.07	1.31	1.25
1	2w	161	PHE	CE1-CZ	5.07	1.47	1.37
1	2H	184	TRP	CZ2-CH2	5.07	1.47	1.37
1	2Z	145	TYR	CE1-CZ	5.07	1.45	1.38
1	5a	130	TYR	CZ-OH	5.07	1.46	1.37
1	6g	8	GLY	N-CA	5.07	1.53	1.46
1	6s	132	ARG	CZ-NH2	-5.07	1.26	1.33
1	6v	184	TRP	NE1-CE2	-5.07	1.30	1.37
1	6C	222	GLY	N-CA	-5.07	1.38	1.46
1	6G	123	PRO	CA-CB	5.07	1.63	1.53
1	7b	36	VAL	CB-CG2	5.07	1.63	1.52
1	7v	98	GLU	CA-C	5.07	1.66	1.52
1	8K	171	THR	CA-C	5.07	1.66	1.52
1	8Z	25	LYS	CD-CE	5.07	1.64	1.51
1	94	116	GLY	CA-C	-5.07	1.43	1.51
1	14	40	PHE	CG-CD1	5.07	1.46	1.38
1	15	104	ILE	N-CA	-5.07	1.36	1.46
1	bi	212	GLU	CD-OE2	5.07	1.31	1.25
1	bq	169	TYR	CB-CG	5.07	1.59	1.51
1	bZ	40	PHE	CG-CD1	5.07	1.46	1.38
1	ch	149	SER	CB-OG	-5.07	1.35	1.42
1	cl	217	ALA	CA-CB	5.07	1.63	1.52
1	cp	213	GLU	CD-OE2	5.07	1.31	1.25
1	d8	117	TRP	NE1-CE2	5.07	1.44	1.37
1	d9	133	TRP	CD2-CE2	5.07	1.47	1.41
1	dx	226	HIS	CB-CG	5.07	1.59	1.50
1	dK	145	TYR	CZ-OH	5.07	1.46	1.37
1	dM	196	PRO	N-CD	-5.07	1.40	1.47
1	1r	212	GLU	CB-CG	5.07	1.61	1.52
1	eY	40	PHE	CG-CD2	5.07	1.46	1.38
1	fy	168	PHE	CG-CD2	5.07	1.46	1.38
1	1z	154	ARG	CZ-NH1	-5.07	1.26	1.33
1	gk	224	PRO	CA-CB	5.06	1.63	1.53
1	i9	120	HIS	CA-CB	5.06	1.65	1.53
1	jo	109	SER	CA-CB	5.06	1.60	1.52
1	kW	156	GLY	CA-C	5.06	1.59	1.51
1	25	97	ARG	CD-NE	5.06	1.55	1.46
1	38	130	TYR	CB-CG	5.06	1.59	1.51

Continued on next page...

Continued from previous page...

Mol	Chain	Res	Type	Atoms	Z	Observed(Å)	Ideal(Å)
1	6A	117	TRP	CB-CG	-5.06	1.41	1.50
1	77	169	TYR	CZ-OH	5.06	1.46	1.37
1	7l	180	GLU	CB-CG	5.06	1.61	1.52
1	aw	130	TYR	CZ-OH	5.06	1.46	1.37
1	aI	76	GLU	CD-OE1	5.06	1.31	1.25
1	ds	21	ASN	CA-CB	5.06	1.66	1.53
1	eC	206	GLY	CA-C	5.06	1.59	1.51
1	g3	222	GLY	N-CA	-5.06	1.38	1.46
1	gb	101	GLY	CA-C	-5.06	1.43	1.51
1	gS	222	GLY	CA-C	-5.06	1.43	1.51
1	hs	169	TYR	CB-CG	-5.06	1.44	1.51
1	ip	145	TYR	CD2-CE2	5.06	1.47	1.39
1	iY	173	ARG	NE-CZ	-5.06	1.26	1.33
1	ji	64	ALA	CA-CB	5.06	1.63	1.52
1	jR	116	GLY	N-CA	5.06	1.53	1.46
1	kS	128	GLU	CD-OE1	5.06	1.31	1.25
1	lh	149	SER	CA-CB	5.06	1.60	1.52
1	lx	80	TRP	CD2-CE2	5.06	1.47	1.41
1	2m	76	GLU	CG-CD	5.06	1.59	1.51
1	2K	184	TRP	CZ2-CH2	5.06	1.47	1.37
1	3u	97	ARG	CZ-NH2	-5.06	1.26	1.33
1	3R	86	VAL	CB-CG2	5.06	1.63	1.52
1	4m	184	TRP	NE1-CE2	-5.06	1.30	1.37
1	4n	189	LEU	N-CA	-5.06	1.36	1.46
1	6y	212	GLU	CD-OE2	5.06	1.31	1.25
1	8C	85	PRO	CA-C	-5.06	1.42	1.52
1	94	133	TRP	CG-CD2	-5.06	1.35	1.43
1	9E	1	PRO	N-CD	5.06	1.54	1.47
1	12	178	SER	CB-OG	5.06	1.48	1.42
1	b7	94	GLY	CA-C	-5.06	1.43	1.51
1	bA	50	GLN	CA-CB	5.06	1.65	1.53
1	bD	7	GLN	C-N	5.06	1.42	1.33
1	cI	17	PRO	CA-CB	5.06	1.63	1.53
1	cK	156	GLY	CA-C	-5.06	1.43	1.51
1	dz	169	TYR	CE2-CZ	5.06	1.45	1.38
1	ek	120	HIS	CA-CB	5.06	1.65	1.53
1	eK	62	HIS	CG-ND1	5.06	1.49	1.38
1	fi	116	GLY	N-CA	5.06	1.53	1.46
1	t	80	TRP	CZ2-CH2	5.06	1.47	1.37
1	3	62	HIS	CB-CG	5.06	1.59	1.50
1	W	143	ARG	CD-NE	5.06	1.55	1.46
1	j6	110	THR	CB-OG1	-5.06	1.33	1.43

Continued on next page...

Continued from previous page...

Mol	Chain	Res	Type	Atoms	Z	Observed(Å)	Ideal(Å)
1	kQ	71	GLU	CB-CG	5.06	1.61	1.52
1	2X	40	PHE	CG-CD1	5.06	1.46	1.38
1	4B	79	GLU	CB-CG	5.06	1.61	1.52
1	4Z	184	TRP	CG-CD1	5.06	1.43	1.36
1	5x	17	PRO	N-CD	-5.06	1.40	1.47
1	66	220	GLY	CA-C	5.06	1.59	1.51
1	18	44	SER	CB-OG	5.06	1.48	1.42
1	bv	126	VAL	C-N	5.06	1.42	1.33
1	cl	79	GLU	CB-CG	5.06	1.61	1.52
1	dg	164	TYR	CZ-OH	5.06	1.46	1.37
1	ef	132	ARG	CA-CB	5.06	1.65	1.53
1	1r	23	TRP	CD2-CE2	5.06	1.47	1.41
1	f4	164	TYR	CE1-CZ	5.06	1.45	1.38
1	1z	145	TYR	CG-CD2	5.06	1.45	1.39
1	s	100	ARG	CD-NE	5.06	1.55	1.46
1	gV	50	GLN	CG-CD	5.06	1.62	1.51
1	iH	178	SER	CA-CB	5.06	1.60	1.52
1	iR	226	HIS	CB-CG	-5.06	1.41	1.50
1	jh	113	GLU	CB-CG	5.06	1.61	1.52
1	21	132	ARG	CD-NE	5.06	1.55	1.46
1	l3	57	ASN	CB-CG	5.06	1.62	1.51
1	26	179	GLN	CB-CG	5.06	1.66	1.52
1	ln	229	ARG	NE-CZ	5.06	1.39	1.33
1	lv	35	GLU	CA-CB	5.06	1.65	1.53
1	lR	49	PRO	N-CD	-5.06	1.40	1.47
1	30	118	MET	CA-CB	5.06	1.65	1.53
1	3d	168	PHE	CG-CD2	5.06	1.46	1.38
1	3N	145	TYR	CE2-CZ	5.06	1.45	1.38
1	4p	169	TYR	CD2-CE2	5.06	1.47	1.39
1	4x	115	ILE	C-N	5.06	1.42	1.33
1	5H	35	GLU	CB-CG	5.06	1.61	1.52
1	7k	102	SER	CA-CB	5.06	1.60	1.52
1	87	38	PRO	N-CA	-5.06	1.38	1.47
1	8u	41	SER	CA-CB	5.06	1.60	1.52
1	8V	28	GLU	CD-OE1	5.06	1.31	1.25
1	9e	128	GLU	CD-OE1	5.06	1.31	1.25
1	9h	164	TYR	CG-CD2	5.06	1.45	1.39
1	9v	83	LEU	N-CA	-5.06	1.36	1.46
1	9y	79	GLU	CB-CG	5.06	1.61	1.52
1	ad	36	VAL	CA-CB	-5.06	1.44	1.54
1	az	135	ILE	CA-C	-5.06	1.39	1.52
1	aM	45	GLU	CB-CG	5.06	1.61	1.52

Continued on next page...

Continued from previous page...

Mol	Chain	Res	Type	Atoms	Z	Observed(Å)	Ideal(Å)
1	bt	39	MET	CA-CB	5.06	1.65	1.53
1	bM	113	GLU	N-CA	-5.06	1.36	1.46
1	cm	146	SER	CA-CB	5.06	1.60	1.52
1	1e	98	GLU	CB-CG	5.06	1.61	1.52
1	cR	71	GLU	CG-CD	-5.06	1.44	1.51
1	el	225	GLY	N-CA	5.06	1.53	1.46
1	fK	92	GLU	CG-CD	5.06	1.59	1.51
1	2	224	PRO	C-N	5.06	1.42	1.33
1	C	128	GLU	CD-OE1	5.06	1.31	1.25
1	D	100	ARG	CZ-NH1	-5.06	1.26	1.33
1	J	34	PRO	N-CD	-5.06	1.40	1.47
1	gd	187	GLU	CD-OE1	5.06	1.31	1.25
1	gi	96	MET	CA-CB	5.06	1.65	1.53
1	lI	207	PRO	N-CD	5.06	1.54	1.47
1	hp	187	GLU	CB-CG	5.06	1.61	1.52
1	hW	180	GLU	CD-OE1	-5.06	1.20	1.25
1	il	24	VAL	CB-CG2	5.06	1.63	1.52
1	it	178	SER	CA-CB	5.06	1.60	1.52
1	je	117	TRP	CD2-CE3	5.06	1.48	1.40
1	kd	128	GLU	CD-OE2	5.06	1.31	1.25
1	kp	187	GLU	CG-CD	-5.06	1.44	1.51
1	kK	43	LEU	CB-CG	5.06	1.67	1.52
1	kR	40	PHE	CE2-CZ	5.06	1.47	1.37
1	25	94	GLY	CA-C	-5.06	1.43	1.51
1	lk	177	ALA	CA-CB	5.06	1.63	1.52
1	2R	169	TYR	CD2-CE2	-5.06	1.31	1.39
1	3E	168	PHE	CE1-CZ	5.06	1.47	1.37
1	4W	98	GLU	CD-OE2	5.06	1.31	1.25
1	57	168	PHE	CG-CD1	5.06	1.46	1.38
1	5R	18	ARG	CD-NE	5.06	1.55	1.46
1	6j	89	GLY	CA-C	5.06	1.59	1.51
1	81	40	PHE	CE1-CZ	5.06	1.47	1.37
1	8S	46	GLY	N-CA	5.06	1.53	1.46
1	a1	98	GLU	C-N	5.06	1.43	1.34
1	ad	143	ARG	CZ-NH1	-5.06	1.26	1.33
1	bk	100	ARG	CD-NE	5.06	1.55	1.46
1	bv	55	MET	CA-CB	5.06	1.65	1.53
1	bV	29	GLU	CB-CG	5.06	1.61	1.52
1	dj	35	GLU	CD-OE1	-5.06	1.20	1.25
1	g0	161	PHE	CG-CD1	5.06	1.46	1.38
1	A	169	TYR	CD1-CE1	5.06	1.47	1.39
1	gI	175	GLU	CA-CB	5.06	1.65	1.53

Continued on next page...

Continued from previous page...

Mol	Chain	Res	Type	Atoms	Z	Observed(Å)	Ideal(Å)
1	il	151	LEU	N-CA	-5.06	1.36	1.46
1	iF	95	GLN	CG-CD	5.06	1.62	1.51
1	ja	166	ASP	CA-CB	5.06	1.65	1.53
1	jt	169	TYR	CZ-OH	5.06	1.46	1.37
1	kh	71	GLU	CB-CG	5.06	1.61	1.52
1	23	164	TYR	CG-CD1	5.06	1.45	1.39
1	kY	159	GLU	CD-OE1	5.06	1.31	1.25
1	3h	16	SER	CB-OG	5.06	1.48	1.42
1	3J	161	PHE	CG-CD1	5.06	1.46	1.38
1	3P	128	GLU	C-N	5.06	1.45	1.34
1	4g	164	TYR	CE1-CZ	5.06	1.45	1.38
1	dk	100	ARG	NE-CZ	-5.06	1.26	1.33
1	lr	87	HIS	CG-CD2	5.06	1.44	1.35
1	eR	92	GLU	CD-OE2	5.06	1.31	1.25
1	fE	216	THR	CA-C	5.06	1.66	1.52
1	g1	198	CYS	CA-CB	5.06	1.65	1.53
1	1J	18	ARG	CZ-NH2	-5.05	1.26	1.33
1	ij	203	LYS	CA-C	-5.05	1.39	1.52
1	iy	145	TYR	CE1-CZ	5.05	1.45	1.38
1	1X	122	PRO	N-CD	-5.05	1.40	1.47
1	jM	159	GLU	CD-OE2	5.05	1.31	1.25
1	2Y	149	SER	CB-OG	5.05	1.48	1.42
1	4I	161	PHE	CG-CD2	5.05	1.46	1.38
1	5I	167	ARG	CD-NE	5.05	1.55	1.46
1	73	18	ARG	NE-CZ	5.05	1.39	1.33
1	74	145	TYR	CD1-CE1	5.05	1.47	1.39
1	7H	145	TYR	CG-CD2	5.05	1.45	1.39
1	8n	145	TYR	CG-CD1	5.05	1.45	1.39
1	8V	168	PHE	CG-CD2	5.05	1.46	1.38
1	aA	149	SER	CB-OG	5.05	1.48	1.42
1	aB	85	PRO	N-CA	-5.05	1.38	1.47
1	b5	164	TYR	CZ-OH	5.05	1.46	1.37
1	bu	28	GLU	CG-CD	5.05	1.59	1.51
1	bW	92	GLU	CD-OE1	5.05	1.31	1.25
1	cc	128	GLU	CD-OE1	5.05	1.31	1.25
1	cT	79	GLU	CG-CD	5.05	1.59	1.51
1	dD	130	TYR	CG-CD1	5.05	1.45	1.39
1	dP	51	ASP	CB-CG	-5.05	1.41	1.51
1	lo	169	TYR	CG-CD2	5.05	1.45	1.39
1	ee	28	GLU	CD-OE2	5.05	1.31	1.25
1	eg	134	ILE	CB-CG1	5.05	1.68	1.54
1	ek	102	SER	CA-CB	-5.05	1.45	1.52

Continued on next page...

Continued from previous page...

Mol	Chain	Res	Type	Atoms	Z	Observed(Å)	Ideal(Å)
1	1r	23	TRP	CZ2-CH2	5.05	1.47	1.37
1	ew	147	PRO	N-CD	-5.05	1.40	1.47
1	fh	213	GLU	CD-OE1	5.05	1.31	1.25
1	fm	178	SER	CA-CB	5.05	1.60	1.52
1	fs	164	TYR	CD1-CE1	5.05	1.47	1.39
1	4	111	LEU	CA-CB	5.05	1.65	1.53
1	gz	35	GLU	CG-CD	-5.05	1.44	1.51
1	h3	60	GLY	N-CA	-5.05	1.38	1.46
1	1N	177	ALA	CA-CB	5.05	1.63	1.52
1	jF	149	SER	N-CA	-5.05	1.36	1.46
1	3I	207	PRO	N-CA	-5.05	1.38	1.47
1	3e	8	GLY	CA-C	-5.05	1.43	1.51
1	4A	133	TRP	CD2-CE2	-5.05	1.35	1.41
1	55	169	TYR	CG-CD1	5.05	1.45	1.39
1	6u	40	PHE	CG-CD1	5.05	1.46	1.38
1	8Q	175	GLU	CD-OE1	5.05	1.31	1.25
1	9p	168	PHE	CG-CD2	5.05	1.46	1.38
1	9Y	40	PHE	CB-CG	5.05	1.59	1.51
1	b8	126	VAL	C-N	5.05	1.42	1.33
1	bc	45	GLU	CG-CD	5.05	1.59	1.51
1	bf	84	HIS	C-N	5.05	1.43	1.34
1	c6	178	SER	CA-CB	5.05	1.60	1.52
1	cv	164	TYR	CE1-CZ	5.05	1.45	1.38
1	1k	169	TYR	CG-CD2	5.05	1.45	1.39
1	eE	40	PHE	CE2-CZ	5.05	1.47	1.37
1	eQ	16	SER	CA-CB	5.05	1.60	1.52
1	eX	169	TYR	CZ-OH	5.05	1.46	1.37
1	fk	157	PRO	N-CD	-5.05	1.40	1.47
1	g	99	PRO	N-CD	-5.05	1.40	1.47
1	Q	100	ARG	CD-NE	5.05	1.55	1.46
1	V	1	PRO	N-CD	5.05	1.54	1.47
1	gE	154	ARG	CD-NE	5.05	1.55	1.46
1	h7	145	TYR	CA-CB	5.05	1.65	1.53
1	hb	128	GLU	CD-OE2	-5.05	1.20	1.25
1	io	169	TYR	CG-CD1	5.05	1.45	1.39
1	it	82	ARG	CZ-NH2	-5.05	1.26	1.33
1	iG	227	LYS	CD-CE	5.05	1.63	1.51
1	iM	98	GLU	CD-OE2	5.05	1.31	1.25
1	jt	117	TRP	CG-CD1	5.05	1.43	1.36
1	ju	103	ASP	C-N	5.05	1.45	1.34
1	jD	18	ARG	CZ-NH2	-5.05	1.26	1.33
1	jV	209	ALA	CA-CB	5.05	1.63	1.52

Continued on next page...

Continued from previous page...

Mol	Chain	Res	Type	Atoms	Z	Observed(Å)	Ideal(Å)
1	lg	117	TRP	CA-C	5.05	1.66	1.52
1	3L	62	HIS	CA-CB	5.05	1.65	1.53
1	3O	149	SER	CA-CB	5.05	1.60	1.52
1	66	85	PRO	N-CD	5.05	1.54	1.47
1	6U	161	PHE	CA-CB	5.05	1.65	1.53
1	7B	105	ALA	C-N	5.05	1.42	1.33
1	8d	160	PRO	N-CD	-5.05	1.40	1.47
1	8R	1	PRO	N-CD	5.05	1.54	1.47
1	9q	178	SER	CA-CB	5.05	1.60	1.52
1	9v	100	ARG	CD-NE	5.05	1.55	1.46
1	9v	198	CYS	CB-SG	5.05	1.90	1.82
1	aS	164	TYR	CE1-CZ	5.05	1.45	1.38
1	bH	213	GLU	CB-CG	5.05	1.61	1.52
1	1b	205	LEU	N-CA	5.05	1.56	1.46
1	cx	187	GLU	CA-CB	5.05	1.65	1.53
1	db	3	VAL	C-N	5.05	1.45	1.34
1	es	180	GLU	CB-CG	5.05	1.61	1.52
1	fe	16	SER	CA-CB	5.05	1.60	1.52
1	fn	75	GLU	CB-CG	5.05	1.61	1.52
1	fZ	29	GLU	CB-CG	5.05	1.61	1.52
1	X	89	GLY	C-N	-5.05	1.24	1.34
1	1C	169	TYR	CG-CD2	5.05	1.45	1.39
1	gl	78	ALA	CA-CB	5.05	1.63	1.52
1	lh	117	TRP	NE1-CE2	-5.05	1.30	1.37
1	27	225	GLY	N-CA	-5.05	1.38	1.46
1	3s	162	ARG	CB-CG	5.05	1.66	1.52
1	3E	18	ARG	CZ-NH1	-5.05	1.26	1.33
1	4o	117	TRP	CA-CB	5.05	1.65	1.53
1	4u	45	GLU	CB-CG	5.05	1.61	1.52
1	5m	41	SER	CB-OG	5.05	1.48	1.42
1	5F	164	TYR	CZ-OH	5.05	1.46	1.37
1	5G	130	TYR	CE1-CZ	5.05	1.45	1.38
1	6t	71	GLU	CB-CG	5.05	1.61	1.52
1	6v	131	LYS	N-CA	5.05	1.56	1.46
1	6J	167	ARG	CZ-NH1	-5.05	1.26	1.33
1	7R	79	GLU	CG-CD	-5.05	1.44	1.51
1	83	126	VAL	C-N	5.05	1.42	1.33
1	8M	132	ARG	CZ-NH1	-5.05	1.26	1.33
1	8U	224	PRO	CA-CB	5.05	1.63	1.53
1	9c	181	VAL	N-CA	-5.05	1.36	1.46
1	am	98	GLU	C-N	5.05	1.43	1.34
1	f8	40	PHE	CG-CD2	5.05	1.46	1.38

Continued on next page...

Continued from previous page...

Mol	Chain	Res	Type	Atoms	Z	Observed(Å)	Ideal(Å)
1	B	213	GLU	CD-OE2	5.05	1.31	1.25
1	M	161	PHE	CE1-CZ	5.05	1.47	1.37
1	gD	187	GLU	CB-CG	5.05	1.61	1.52
1	hB	223	GLY	CA-C	-5.05	1.43	1.51
1	hY	133	TRP	CG-CD1	5.05	1.43	1.36
1	i6	28	GLU	CD-OE2	5.05	1.31	1.25
1	jm	92	GLU	CG-CD	-5.05	1.44	1.51
1	1W	133	TRP	CG-CD1	5.05	1.43	1.36
1	1X	162	ARG	CZ-NH1	-5.05	1.26	1.33
1	38	87	HIS	CB-CG	5.05	1.59	1.50
1	3c	27	VAL	CB-CG1	5.05	1.63	1.52
1	4o	184	TRP	CZ2-CH2	5.05	1.47	1.37
1	4X	157	PRO	CA-C	-5.05	1.42	1.52
1	5u	97	ARG	CD-NE	5.05	1.55	1.46
1	6L	203	LYS	CD-CE	5.05	1.63	1.51
1	6R	133	TRP	CG-CD1	5.05	1.43	1.36
1	ai	61	GLY	CA-C	5.05	1.59	1.51
1	dJ	130	TYR	CG-CD2	5.05	1.45	1.39
1	dJ	145	TYR	CE1-CZ	5.05	1.45	1.38
1	ei	23	TRP	CD1-NE1	-5.05	1.29	1.38
1	eK	178	SER	CA-CB	5.05	1.60	1.52
1	fh	222	GLY	CA-C	5.05	1.59	1.51
1	fy	168	PHE	CG-CD1	5.05	1.46	1.38
1	fT	92	GLU	CB-CG	5.05	1.61	1.52
1	f	127	GLY	CA-C	-5.05	1.43	1.51
1	ic	229	ARG	CZ-NH2	-5.05	1.26	1.33
1	ie	164	TYR	CG-CD1	5.05	1.45	1.39
1	iE	120	HIS	C-N	5.05	1.45	1.34
1	ky	44	SER	CA-CB	5.05	1.60	1.52
1	27	10	MET	N-CA	-5.05	1.36	1.46
1	2q	16	SER	CA-CB	5.05	1.60	1.52
1	2H	33	SER	CA-CB	5.05	1.60	1.52
1	3r	75	GLU	CD-OE1	5.05	1.31	1.25
1	3B	220	GLY	CA-C	-5.05	1.43	1.51
1	3O	226	HIS	CB-CG	-5.05	1.41	1.50
1	4T	207	PRO	N-CA	5.05	1.55	1.47
1	54	164	TYR	CD1-CE1	-5.05	1.31	1.39
1	7R	162	ARG	CZ-NH1	-5.05	1.26	1.33
1	8F	130	TYR	CG-CD2	5.05	1.45	1.39
1	91	80	TRP	CE3-CZ3	5.05	1.47	1.38
1	9p	33	SER	CA-CB	5.05	1.60	1.52
1	bK	28	GLU	CD-OE1	5.05	1.31	1.25

Continued on next page...

Continued from previous page...

Mol	Chain	Res	Type	Atoms	Z	Observed(Å)	Ideal(Å)
1	c8	168	PHE	CA-CB	5.05	1.65	1.53
1	dO	62	HIS	CA-CB	5.05	1.65	1.53
1	ft	40	PHE	CA-CB	5.05	1.65	1.53
1	h	40	PHE	CG-CD2	5.05	1.46	1.38
1	io	145	TYR	CZ-OH	5.04	1.46	1.37
1	1V	116	GLY	CA-C	-5.04	1.43	1.51
1	2d	145	TYR	CG-CD1	5.04	1.45	1.39
1	2C	130	TYR	CD2-CE2	5.04	1.47	1.39
1	3j	31	ALA	CA-CB	5.04	1.63	1.52
1	3J	176	GLN	CG-CD	5.04	1.62	1.51
1	4Z	82	ARG	CD-NE	5.04	1.55	1.46
1	a8	92	GLU	CB-CG	5.04	1.61	1.52
1	10	194	ALA	CA-CB	5.04	1.63	1.52
1	aU	229	ARG	CZ-NH1	-5.04	1.26	1.33
1	bx	123	PRO	N-CA	-5.04	1.38	1.47
1	1a	184	TRP	CG-CD2	5.04	1.52	1.43
1	bS	203	LYS	CE-NZ	-5.04	1.36	1.49
1	cD	127	GLY	N-CA	5.04	1.53	1.46
1	ec	29	GLU	CD-OE1	5.04	1.31	1.25
1	P	184	TRP	CZ2-CH2	5.04	1.47	1.37
1	6	92	GLU	CG-CD	5.04	1.59	1.51
1	gK	102	SER	CA-CB	5.04	1.60	1.52
1	gR	215	MET	CA-C	5.04	1.66	1.52
1	hx	159	GLU	CD-OE2	-5.04	1.20	1.25
1	je	21	ASN	CA-CB	5.04	1.66	1.53
1	1Y	45	GLU	CD-OE1	-5.04	1.20	1.25
1	lC	130	TYR	CE2-CZ	5.04	1.45	1.38
1	2b	113	GLU	CB-CG	5.04	1.61	1.52
1	2i	213	GLU	CD-OE2	5.04	1.31	1.25
1	32	81	ASP	CB-CG	5.04	1.62	1.51
1	36	192	GLN	CA-CB	5.04	1.65	1.53
1	3m	45	GLU	CB-CG	5.04	1.61	1.52
1	4s	78	ALA	N-CA	-5.04	1.36	1.46
1	4S	45	GLU	CD-OE2	-5.04	1.20	1.25
1	4U	117	TRP	CE2-CZ2	-5.04	1.31	1.39
1	4W	138	LEU	C-N	5.04	1.45	1.34
1	5H	132	ARG	CD-NE	5.04	1.55	1.46
1	6f	223	GLY	CA-C	5.04	1.59	1.51
1	6k	219	GLN	C-N	5.04	1.42	1.33
1	6I	43	LEU	N-CA	-5.04	1.36	1.46
1	6R	196	PRO	CA-C	-5.04	1.42	1.52
1	6W	145	TYR	CD2-CE2	5.04	1.47	1.39

Continued on next page...

Continued from previous page...

Mol	Chain	Res	Type	Atoms	Z	Observed(Å)	Ideal(Å)
1	7a	23	TRP	CZ2-CH2	5.04	1.47	1.37
1	7N	1	PRO	CA-CB	5.04	1.63	1.53
1	7S	56	LEU	CB-CG	5.04	1.67	1.52
1	8P	222	GLY	CA-C	-5.04	1.43	1.51
1	93	11	VAL	CB-CG2	5.04	1.63	1.52
1	a9	189	LEU	N-CA	-5.04	1.36	1.46
1	ao	78	ALA	CA-CB	5.04	1.63	1.52
1	aF	18	ARG	CD-NE	5.04	1.55	1.46
1	b9	100	ARG	CD-NE	5.04	1.55	1.46
1	17	184	TRP	CZ2-CH2	5.04	1.47	1.37
1	br	35	GLU	CG-CD	5.04	1.59	1.51
1	bz	115	ILE	N-CA	5.04	1.56	1.46
1	bZ	146	SER	CA-CB	5.04	1.60	1.52
1	dR	168	PHE	CE2-CZ	5.04	1.47	1.37
1	eb	224	PRO	N-CD	-5.04	1.40	1.47
1	1r	80	TRP	CD2-CE3	5.04	1.48	1.40
1	eN	80	TRP	CD2-CE2	-5.04	1.35	1.41
1	i	196	PRO	N-CD	5.04	1.54	1.47
1	D	39	MET	N-CA	-5.04	1.36	1.46
1	gx	79	GLU	CB-CG	5.04	1.61	1.52
1	he	161	PHE	CG-CD1	5.04	1.46	1.38
1	hQ	213	GLU	CD-OE2	5.04	1.31	1.25
1	ip	146	SER	CA-CB	5.04	1.60	1.52
1	kT	193	ASN	CB-CG	5.04	1.62	1.51
1	kZ	76	GLU	CG-CD	5.04	1.59	1.51
1	lJ	139	ASN	CA-CB	5.04	1.66	1.53
1	2a	178	SER	CA-CB	5.04	1.60	1.52
1	3q	175	GLU	C-N	5.04	1.45	1.34
1	3N	92	GLU	CG-CD	5.04	1.59	1.51
1	41	184	TRP	CD2-CE2	-5.04	1.35	1.41
1	46	81	ASP	CA-CB	5.04	1.65	1.53
1	5J	117	TRP	CZ2-CH2	5.04	1.47	1.37
1	5J	176	GLN	CA-CB	5.04	1.65	1.53
1	5T	32	PHE	CG-CD2	5.04	1.46	1.38
1	60	123	PRO	CA-C	-5.04	1.42	1.52
1	6N	130	TYR	CE2-CZ	5.04	1.45	1.38
1	7H	149	SER	CA-CB	5.04	1.60	1.52
1	8B	93	PRO	N-CD	5.04	1.54	1.47
1	8D	167	ARG	CZ-NH2	-5.04	1.26	1.33
1	9D	12	HIS	CB-CG	5.04	1.59	1.50
1	aT	29	GLU	CD-OE2	-5.04	1.20	1.25
1	be	102	SER	CA-CB	5.04	1.60	1.52

Continued on next page...

Continued from previous page...

Mol	Chain	Res	Type	Atoms	Z	Observed(Å)	Ideal(Å)
1	d5	93	PRO	C-N	5.04	1.42	1.33
1	db	132	ARG	CZ-NH1	-5.04	1.26	1.33
1	e1	219	GLN	N-CA	-5.04	1.36	1.46
1	fe	74	ASN	CB-CG	5.04	1.62	1.51
1	fZ	80	TRP	CD2-CE2	5.04	1.47	1.41
1	1B	33	SER	CB-OG	5.04	1.48	1.42
1	I	180	GLU	CB-CG	5.04	1.61	1.52
1	gz	98	GLU	CD-OE2	-5.04	1.20	1.25
1	i9	133	TRP	NE1-CE2	-5.04	1.30	1.37
1	1Q	67	GLN	CB-CG	5.04	1.66	1.52
1	j8	164	TYR	CG-CD1	5.04	1.45	1.39
1	2U	114	GLN	CG-CD	5.04	1.62	1.51
1	81	207	PRO	CA-C	-5.04	1.42	1.52
1	8N	71	GLU	CD-OE1	5.04	1.31	1.25
1	a9	175	GLU	CD-OE1	5.04	1.31	1.25
1	cU	32	PHE	CG-CD1	5.04	1.46	1.38
1	cW	130	TYR	CG-CD1	5.04	1.45	1.39
1	eg	205	LEU	C-N	5.04	1.42	1.33
1	gf	112	GLN	CA-CB	5.04	1.65	1.53
1	gm	195	ASN	C-N	5.04	1.43	1.34
1	gu	16	SER	CA-CB	5.04	1.60	1.52
1	hc	23	TRP	CD2-CE3	5.04	1.48	1.40
1	hn	32	PHE	CG-CD2	5.04	1.46	1.38
1	hI	184	TRP	NE1-CE2	-5.04	1.30	1.37
1	id	147	PRO	N-CD	5.04	1.54	1.47
1	je	102	SER	CA-CB	5.04	1.60	1.52
1	jz	53	ASN	CA-CB	5.04	1.66	1.53
1	kx	173	ARG	CD-NE	5.04	1.55	1.46
1	28	44	SER	N-CA	5.04	1.56	1.46
1	lw	30	LYS	CA-CB	5.04	1.65	1.53
1	2l	113	GLU	CG-CD	5.04	1.59	1.51
1	2z	99	PRO	N-CD	5.04	1.54	1.47
1	2Y	7	GLN	C-N	5.04	1.42	1.33
1	34	135	ILE	CA-CB	-5.04	1.43	1.54
1	3J	23	TRP	CG-CD2	5.04	1.52	1.43
1	4e	18	ARG	C-N	5.04	1.45	1.34
1	4P	145	TYR	CD1-CE1	5.04	1.47	1.39
1	5H	228	ALA	N-CA	-5.04	1.36	1.46
1	63	223	GLY	N-CA	-5.04	1.38	1.46
1	7m	29	GLU	CG-CD	5.04	1.59	1.51
1	8D	180	GLU	N-CA	-5.04	1.36	1.46
1	8P	145	TYR	CG-CD2	5.04	1.45	1.39

Continued on next page...

Continued from previous page...

Mol	Chain	Res	Type	Atoms	Z	Observed(Å)	Ideal(Å)
1	9l	167	ARG	CD-NE	5.04	1.55	1.46
1	9g	71	GLU	CG-CD	5.04	1.59	1.51
1	a4	173	ARG	NE-CZ	-5.04	1.26	1.33
1	13	218	CYS	CB-SG	5.04	1.90	1.82
1	aV	99	PRO	N-CA	-5.04	1.38	1.47
1	18	80	TRP	CG-CD2	-5.04	1.35	1.43
1	1d	102	SER	CA-CB	5.04	1.60	1.52
1	cB	20	LEU	CA-CB	5.04	1.65	1.53
1	cP	110	THR	N-CA	5.04	1.56	1.46
1	db	101	GLY	N-CA	5.04	1.53	1.46
1	1m	159	GLU	CD-OE2	-5.04	1.20	1.25
1	dJ	41	SER	CA-CB	5.04	1.60	1.52
1	dR	109	SER	N-CA	-5.04	1.36	1.46
1	eI	130	TYR	CG-CD1	5.04	1.45	1.39
1	eJ	120	HIS	CB-CG	5.04	1.59	1.50
1	fK	133	TRP	CB-CG	-5.04	1.41	1.50
1	fT	116	GLY	CA-C	5.04	1.59	1.51
1	T	133	TRP	CZ3-CH2	-5.04	1.31	1.40
1	8	85	PRO	N-CA	5.04	1.55	1.47
1	gD	45	GLU	CG-CD	5.04	1.59	1.51
1	h0	181	VAL	CA-CB	-5.04	1.44	1.54
1	1I	82	ARG	NE-CZ	5.04	1.39	1.33
1	jB	133	TRP	CD1-NE1	5.04	1.46	1.38
1	jW	175	GLU	CA-CB	5.04	1.65	1.53
1	li	169	TYR	CA-C	-5.04	1.39	1.52
1	2f	29	GLU	CG-CD	5.04	1.59	1.51
1	3q	82	ARG	CD-NE	5.04	1.55	1.46
1	3A	88	ALA	CA-CB	5.04	1.63	1.52
1	4g	145	TYR	CE2-CZ	5.04	1.45	1.38
1	4j	169	TYR	CZ-OH	5.04	1.46	1.37
1	5Z	161	PHE	CE1-CZ	5.04	1.47	1.37
1	8v	117	TRP	CG-CD1	5.04	1.43	1.36
1	9N	128	GLU	CD-OE2	5.04	1.31	1.25
1	bE	145	TYR	CA-CB	5.04	1.65	1.53
1	cS	207	PRO	N-CD	-5.04	1.40	1.47
1	et	184	TRP	NE1-CE2	5.04	1.44	1.37
1	eN	173	ARG	CD-NE	5.04	1.55	1.46
1	4	157	PRO	CA-CB	5.04	1.63	1.53
1	gP	165	VAL	N-CA	5.04	1.56	1.46
1	hD	149	SER	CB-OG	5.04	1.48	1.42
1	hO	229	ARG	CZ-NH2	-5.04	1.26	1.33
1	i4	32	PHE	CA-CB	5.04	1.65	1.53

Continued on next page...

Continued from previous page...

Mol	Chain	Res	Type	Atoms	Z	Observed(Å)	Ideal(Å)
1	iG	23	TRP	CZ2-CH2	5.04	1.47	1.37
1	lo	214	MET	CA-CB	5.04	1.65	1.53
1	29	1	PRO	N-CD	5.04	1.54	1.47
1	lL	92	GLU	C-N	5.04	1.43	1.34
1	2U	133	TRP	CD2-CE3	5.04	1.48	1.40
1	38	145	TYR	CZ-OH	5.04	1.46	1.37
1	3g	143	ARG	CZ-NH1	-5.04	1.26	1.33
1	4J	29	GLU	CG-CD	-5.04	1.44	1.51
1	5r	113	GLU	CD-OE2	5.04	1.31	1.25
1	5K	130	TYR	CZ-OH	5.04	1.46	1.37
1	6g	80	TRP	CZ2-CH2	5.04	1.47	1.37
1	6h	1	PRO	CA-C	-5.04	1.42	1.52
1	8s	93	PRO	N-CA	5.04	1.55	1.47
1	8B	164	TYR	CG-CD2	5.04	1.45	1.39
1	9B	140	LYS	CA-CB	5.04	1.65	1.53
1	aD	180	GLU	CB-CG	5.04	1.61	1.52
1	13	160	PRO	CA-C	-5.04	1.42	1.52
1	aT	67	GLN	CG-CD	5.04	1.62	1.51
1	16	35	GLU	CG-CD	5.04	1.59	1.51
1	b8	145	TYR	CG-CD2	5.04	1.45	1.39
1	bt	183	ASN	N-CA	5.04	1.56	1.46
1	bv	63	GLN	CA-CB	5.04	1.65	1.53
1	bD	97	ARG	CD-NE	5.04	1.55	1.46
1	bD	102	SER	CA-CB	5.04	1.60	1.52
1	bP	80	TRP	CD2-CE3	-5.04	1.32	1.40
1	du	106	GLY	CA-C	-5.04	1.43	1.51
1	dK	133	TRP	CG-CD1	5.04	1.43	1.36
1	e7	214	MET	CA-CB	5.04	1.65	1.53
1	eC	82	ARG	CD-NE	5.04	1.55	1.46
1	ft	41	SER	CB-OG	5.04	1.48	1.42
1	M	190	LEU	N-CA	-5.04	1.36	1.46
1	O	136	LEU	N-CA	-5.04	1.36	1.46
1	R	3	VAL	CB-CG2	5.04	1.63	1.52
1	gS	28	GLU	CB-CG	5.03	1.61	1.52
1	1K	95	GLN	CA-CB	5.03	1.65	1.53
1	iv	94	GLY	CA-C	-5.03	1.43	1.51
1	jl	137	GLY	N-CA	5.03	1.53	1.46
1	jB	90	PRO	CA-C	-5.03	1.42	1.52
1	kC	185	MET	N-CA	-5.03	1.36	1.46
1	lf	229	ARG	CZ-NH2	-5.03	1.26	1.33
1	lE	159	GLU	CB-CG	5.03	1.61	1.52
1	2t	5	ASN	CA-C	-5.03	1.39	1.52

Continued on next page...

Continued from previous page...

Mol	Chain	Res	Type	Atoms	Z	Observed(Å)	Ideal(Å)
1	2Z	222	GLY	CA-C	-5.03	1.43	1.51
1	3a	130	TYR	CB-CG	5.03	1.59	1.51
1	3H	32	PHE	CG-CD1	5.03	1.46	1.38
1	4b	130	TYR	CD2-CE2	5.03	1.47	1.39
1	4j	175	GLU	CD-OE2	-5.03	1.20	1.25
1	4x	82	ARG	CZ-NH1	-5.03	1.26	1.33
1	4Z	71	GLU	CD-OE1	5.03	1.31	1.25
1	51	12	HIS	CG-CD2	5.03	1.44	1.35
1	58	156	GLY	N-CA	5.03	1.53	1.46
1	6c	64	ALA	CA-CB	5.03	1.63	1.52
1	8d	130	TYR	CB-CG	5.03	1.59	1.51
1	8g	133	TRP	CZ2-CH2	5.03	1.47	1.37
1	9m	4	GLN	CA-CB	5.03	1.65	1.53
1	9z	187	GLU	CB-CG	5.03	1.61	1.52
1	9F	223	GLY	CA-C	5.03	1.59	1.51
1	bL	147	PRO	N-CA	5.03	1.55	1.47
1	1a	180	GLU	CD-OE1	5.03	1.31	1.25
1	bQ	16	SER	CA-CB	5.03	1.60	1.52
1	cD	229	ARG	CD-NE	5.03	1.55	1.46
1	cL	100	ARG	CZ-NH2	-5.03	1.26	1.33
1	dd	113	GLU	CD-OE2	-5.03	1.20	1.25
1	dk	146	SER	CB-OG	-5.03	1.35	1.42
1	ep	180	GLU	CG-CD	5.03	1.59	1.51
1	eD	35	GLU	CD-OE1	5.03	1.31	1.25
1	fj	225	GLY	CA-C	5.03	1.59	1.51
1	fz	164	TYR	CG-CD2	5.03	1.45	1.39
1	fP	109	SER	CA-CB	5.03	1.60	1.52
1	O	16	SER	CA-CB	5.03	1.60	1.52
1	P	44	SER	CB-OG	5.03	1.48	1.42
1	gw	169	TYR	CG-CD2	5.03	1.45	1.39
1	gG	18	ARG	CD-NE	5.03	1.55	1.46
1	gH	165	VAL	CB-CG2	5.03	1.63	1.52
1	gP	3	VAL	CB-CG2	5.03	1.63	1.52
1	gQ	161	PHE	CG-CD2	5.03	1.46	1.38
1	hE	212	GLU	CG-CD	5.03	1.59	1.51
1	hR	29	GLU	CB-CG	5.03	1.61	1.52
1	iI	89	GLY	CA-C	5.03	1.59	1.51
1	jF	173	ARG	CZ-NH1	-5.03	1.26	1.33
1	jO	184	TRP	CD2-CE3	-5.03	1.32	1.40
1	kW	8	GLY	CA-C	-5.03	1.43	1.51
1	26	130	TYR	CG-CD1	5.03	1.45	1.39
1	ln	117	TRP	CE2-CZ2	5.03	1.48	1.39

Continued on next page...

Continued from previous page...

Mol	Chain	Res	Type	Atoms	Z	Observed(Å)	Ideal(Å)
1	2c	128	GLU	CD-OE2	5.03	1.31	1.25
1	3d	164	TYR	CZ-OH	5.03	1.46	1.37
1	3F	40	PHE	CG-CD2	5.03	1.46	1.38
1	4a	169	TYR	CZ-OH	5.03	1.46	1.37
1	4U	225	GLY	CA-C	5.03	1.59	1.51
1	7w	1	PRO	CA-CB	5.03	1.63	1.53
1	95	212	GLU	CD-OE1	5.03	1.31	1.25
1	by	32	PHE	CG-CD2	5.03	1.46	1.38
1	bU	160	PRO	N-CD	-5.03	1.40	1.47
1	db	187	GLU	CD-OE2	5.03	1.31	1.25
1	1q	145	TYR	CD2-CE2	5.03	1.46	1.39
1	g4	112	GLN	CA-CB	5.03	1.65	1.53
1	g9	130	TYR	CG-CD1	5.03	1.45	1.39
1	gz	97	ARG	CD-NE	5.03	1.55	1.46
1	gI	99	PRO	CA-CB	5.03	1.63	1.53
1	1G	222	GLY	CA-C	-5.03	1.43	1.51
1	1R	29	GLU	CG-CD	5.03	1.59	1.51
1	kL	168	PHE	CE1-CZ	5.03	1.47	1.37
1	kN	23	TRP	CE3-CZ3	5.03	1.47	1.38
1	kN	164	TYR	CE1-CZ	5.03	1.45	1.38
1	kW	147	PRO	N-CD	-5.03	1.40	1.47
1	kX	207	PRO	CA-C	5.03	1.62	1.52
1	3O	51	ASP	CA-CB	5.03	1.65	1.53
1	3W	164	TYR	CG-CD2	5.03	1.45	1.39
1	49	81	ASP	N-CA	-5.03	1.36	1.46
1	4p	226	HIS	CB-CG	5.03	1.59	1.50
1	4J	29	GLU	CB-CG	5.03	1.61	1.52
1	5q	117	TRP	NE1-CE2	-5.03	1.31	1.37
1	5x	32	PHE	CE1-CZ	5.03	1.47	1.37
1	7X	159	GLU	CG-CD	-5.03	1.44	1.51
1	9N	97	ARG	CG-CD	5.03	1.64	1.51
1	aP	127	GLY	CA-C	-5.03	1.43	1.51
1	aS	40	PHE	CB-CG	-5.03	1.42	1.51
1	b0	123	PRO	N-CD	-5.03	1.40	1.47
1	c2	43	LEU	CA-CB	5.03	1.65	1.53
1	ck	28	GLU	CD-OE2	5.03	1.31	1.25
1	cn	40	PHE	CG-CD1	5.03	1.46	1.38
1	cM	40	PHE	CE1-CZ	5.03	1.47	1.37
1	dl	29	GLU	CB-CG	5.03	1.61	1.52
1	1o	133	TRP	NE1-CE2	-5.03	1.31	1.37
1	fc	164	TYR	CZ-OH	5.03	1.46	1.37
1	ff	230	VAL	CB-CG1	5.03	1.63	1.52

Continued on next page...

Continued from previous page...

Mol	Chain	Res	Type	Atoms	Z	Observed(Å)	Ideal(Å)
1	fE	167	ARG	CD-NE	5.03	1.55	1.46
1	fV	150	ILE	CA-C	-5.03	1.39	1.52
1	H	41	SER	CA-CB	5.03	1.60	1.52
1	l2	80	TRP	CG-CD1	5.03	1.43	1.36
1	38	146	SER	CA-CB	5.03	1.60	1.52
1	3t	23	TRP	CD2-CE3	-5.03	1.32	1.40
1	5C	168	PHE	CG-CD2	5.03	1.46	1.38
1	5X	132	ARG	CD-NE	5.03	1.55	1.46
1	6o	187	GLU	CG-CD	5.03	1.59	1.51
1	7A	170	LYS	CE-NZ	-5.03	1.36	1.49
1	7L	24	VAL	CB-CG2	5.03	1.63	1.52
1	9C	60	GLY	CA-C	-5.03	1.43	1.51
1	a4	80	TRP	CD2-CE2	5.03	1.47	1.41
1	bg	178	SER	CA-CB	5.03	1.60	1.52
1	cd	76	GLU	CD-OE1	5.03	1.31	1.25
1	de	145	TYR	CE1-CZ	5.03	1.45	1.38
1	fc	65	ALA	CA-CB	5.03	1.63	1.52
1	l	145	TYR	CZ-OH	5.03	1.46	1.37
1	h7	161	PHE	CB-CG	5.03	1.59	1.51
1	lO	76	GLU	CB-CG	5.03	1.61	1.52
1	iI	130	TYR	CZ-OH	5.03	1.46	1.37
1	iP	29	GLU	CB-CG	5.03	1.61	1.52
1	j1	33	SER	CA-CB	5.03	1.60	1.52
1	j7	159	GLU	CG-CD	-5.03	1.44	1.51
1	jE	5	ASN	C-O	5.03	1.32	1.23
1	lY	221	VAL	CB-CG1	5.03	1.63	1.52
1	ko	79	GLU	CD-OE2	-5.03	1.20	1.25
1	kQ	94	GLY	N-CA	5.03	1.53	1.46
1	l3	12	HIS	CB-CG	5.03	1.59	1.50
1	2f	113	GLU	CD-OE2	5.03	1.31	1.25
1	2i	35	GLU	CD-OE1	-5.03	1.20	1.25
1	2H	76	GLU	CB-CG	5.03	1.61	1.52
1	2N	161	PHE	CA-CB	5.03	1.65	1.53
1	2Z	60	GLY	N-CA	5.03	1.53	1.46
1	3E	59	VAL	CA-CB	-5.03	1.44	1.54
1	4m	82	ARG	CD-NE	5.03	1.54	1.46
1	52	106	GLY	CA-C	5.03	1.59	1.51
1	5b	136	LEU	C-N	5.03	1.42	1.33
1	5P	164	TYR	CZ-OH	-5.03	1.29	1.37
1	5U	35	GLU	CD-OE2	-5.03	1.20	1.25
1	63	167	ARG	CD-NE	5.03	1.54	1.46
1	7y	161	PHE	CG-CD1	5.03	1.46	1.38

Continued on next page...

Continued from previous page...

Mol	Chain	Res	Type	Atoms	Z	Observed(Å)	Ideal(Å)
1	86	80	TRP	CZ2-CH2	5.03	1.47	1.37
1	9t	120	HIS	CB-CG	-5.03	1.41	1.50
1	9D	164	TYR	CG-CD2	5.03	1.45	1.39
1	9R	169	TYR	CB-CG	5.03	1.59	1.51
1	9Z	162	ARG	CD-NE	5.03	1.54	1.46
1	au	109	SER	CB-OG	-5.03	1.35	1.42
1	bP	92	GLU	CG-CD	5.03	1.59	1.51
1	bT	230	VAL	CA-CB	-5.03	1.44	1.54
1	cH	168	PHE	CG-CD1	5.03	1.46	1.38
1	cS	34	PRO	CA-CB	5.03	1.63	1.53
1	1h	162	ARG	CA-CB	-5.03	1.42	1.53
1	d6	121	ASN	C-N	-5.03	1.24	1.34
1	d9	145	TYR	CG-CD1	5.03	1.45	1.39
1	dk	169	TYR	CG-CD1	5.03	1.45	1.39
1	dT	29	GLU	CD-OE2	5.03	1.31	1.25
1	eF	35	GLU	CB-CG	5.03	1.61	1.52
1	S	115	ILE	N-CA	5.03	1.56	1.46
1	h4	86	VAL	CB-CG1	5.03	1.63	1.52
1	i6	128	GLU	CB-CG	5.03	1.61	1.52
1	jx	93	PRO	CA-C	-5.03	1.42	1.52
1	k7	100	ARG	CZ-NH2	-5.03	1.26	1.33
1	kt	168	PHE	CG-CD1	5.03	1.46	1.38
1	kN	45	GLU	C-N	5.03	1.42	1.33
1	kY	130	TYR	CE2-CZ	5.03	1.45	1.38
1	lf	7	GLN	CA-CB	5.03	1.65	1.53
1	ln	137	GLY	CA-C	-5.03	1.43	1.51
1	lo	214	MET	N-CA	-5.03	1.36	1.46
1	lD	29	GLU	CB-CG	5.03	1.61	1.52
1	lF	62	HIS	CA-CB	5.03	1.65	1.53
1	lI	92	GLU	CD-OE1	-5.03	1.20	1.25
1	2d	130	TYR	CG-CD1	5.03	1.45	1.39
1	2y	180	GLU	CB-CG	5.03	1.61	1.52
1	2G	47	ALA	N-CA	-5.03	1.36	1.46
1	2J	92	GLU	CD-OE2	5.03	1.31	1.25
1	33	164	TYR	CE1-CZ	5.03	1.45	1.38
1	4h	111	LEU	N-CA	-5.03	1.36	1.46
1	4G	147	PRO	N-CD	-5.03	1.40	1.47
1	65	130	TYR	CB-CG	5.03	1.59	1.51
1	6T	187	GLU	CB-CG	5.03	1.61	1.52
1	78	149	SER	CA-CB	5.03	1.60	1.52
1	7I	132	ARG	CZ-NH2	-5.03	1.26	1.33
1	7U	32	PHE	CG-CD1	5.03	1.46	1.38

Continued on next page...

Continued from previous page...

Mol	Chain	Res	Type	Atoms	Z	Observed(Å)	Ideal(Å)
1	9R	203	LYS	N-CA	-5.03	1.36	1.46
1	ae	187	GLU	CD-OE2	5.03	1.31	1.25
1	bg	145	TYR	CG-CD1	5.03	1.45	1.39
1	bg	147	PRO	CA-C	5.03	1.62	1.52
1	bv	164	TYR	CE1-CZ	5.03	1.45	1.38
1	bM	149	SER	CB-OG	5.03	1.48	1.42
1	cJ	164	TYR	CE2-CZ	5.03	1.45	1.38
1	dM	74	ASN	N-CA	-5.03	1.36	1.46
1	eu	209	ALA	CA-C	5.03	1.66	1.52
1	gy	11	VAL	CB-CG1	5.02	1.63	1.52
1	h1	56	LEU	CA-CB	5.02	1.65	1.53
1	iw	100	ARG	CZ-NH2	-5.02	1.26	1.33
1	iF	75	GLU	CB-CG	5.02	1.61	1.52
1	ju	23	TRP	CB-CG	5.02	1.59	1.50
1	jv	100	ARG	C-N	5.02	1.42	1.33
1	jG	80	TRP	CZ2-CH2	5.02	1.46	1.37
1	jG	224	PRO	C-N	5.02	1.42	1.33
1	lu	224	PRO	N-CD	-5.02	1.40	1.47
1	2x	169	TYR	CE1-CZ	5.02	1.45	1.38
1	3e	75	GLU	CD-OE2	5.02	1.31	1.25
1	49	117	TRP	CG-CD1	-5.02	1.29	1.36
1	4t	44	SER	CA-CB	5.02	1.60	1.52
1	5I	116	GLY	CA-C	-5.02	1.43	1.51
1	5U	97	ARG	CZ-NH2	-5.02	1.26	1.33
1	7M	92	GLU	CA-C	5.02	1.66	1.52
1	8w	85	PRO	N-CD	5.02	1.54	1.47
1	8P	55	MET	CA-CB	5.02	1.65	1.53
1	94	169	TYR	CZ-OH	5.02	1.46	1.37
1	au	29	GLU	CG-CD	-5.02	1.44	1.51
1	bt	1	PRO	N-CD	5.02	1.54	1.47
1	dN	175	GLU	CB-CG	5.02	1.61	1.52
1	dP	35	GLU	CB-CG	5.02	1.61	1.52
1	e7	18	ARG	CA-CB	5.02	1.65	1.53
1	f4	114	GLN	N-CA	-5.02	1.36	1.46
1	hs	149	SER	CA-CB	5.02	1.60	1.52
1	hw	162	ARG	CZ-NH1	-5.02	1.26	1.33
1	1K	209	ALA	CA-CB	5.02	1.62	1.52
1	ix	118	MET	CG-SD	5.02	1.94	1.81
1	1S	26	VAL	CA-CB	-5.02	1.44	1.54
1	jV	101	GLY	CA-C	5.02	1.59	1.51
1	lD	213	GLU	CA-CB	5.02	1.65	1.53
1	lK	175	GLU	CG-CD	5.02	1.59	1.51

Continued on next page...

Continued from previous page...

Mol	Chain	Res	Type	Atoms	Z	Observed(Å)	Ideal(Å)
1	1L	132	ARG	CZ-NH1	-5.02	1.26	1.33
1	2D	196	PRO	N-CD	5.02	1.54	1.47
1	2S	213	GLU	CD-OE1	5.02	1.31	1.25
1	2U	161	PHE	CE2-CZ	5.02	1.46	1.37
1	31	180	GLU	CD-OE2	5.02	1.31	1.25
1	35	164	TYR	CD1-CE1	5.02	1.46	1.39
1	36	71	GLU	CB-CG	5.02	1.61	1.52
1	3j	187	GLU	CB-CG	5.02	1.61	1.52
1	3o	213	GLU	CB-CG	5.02	1.61	1.52
1	3E	93	PRO	N-CD	-5.02	1.40	1.47
1	3H	145	TYR	CB-CG	5.02	1.59	1.51
1	3V	128	GLU	CB-CG	5.02	1.61	1.52
1	67	97	ARG	CZ-NH1	5.02	1.39	1.33
1	6O	33	SER	CA-CB	5.02	1.60	1.52
1	6U	23	TRP	NE1-CE2	-5.02	1.31	1.37
1	7x	205	LEU	C-N	5.02	1.42	1.33
1	7z	204	ALA	CA-CB	5.02	1.62	1.52
1	8q	75	GLU	CD-OE1	5.02	1.31	1.25
1	8W	132	ARG	CD-NE	5.02	1.54	1.46
1	aM	67	GLN	CA-CB	5.02	1.65	1.53
1	bh	49	PRO	N-CD	-5.02	1.40	1.47
1	bU	23	TRP	CG-CD1	-5.02	1.29	1.36
1	c8	33	SER	CA-CB	5.02	1.60	1.52
1	dm	169	TYR	CZ-OH	5.02	1.46	1.37
1	dI	129	ILE	N-CA	-5.02	1.36	1.46
1	eK	162	ARG	CB-CG	5.02	1.66	1.52
1	fO	133	TRP	CD1-NE1	5.02	1.46	1.38
1	g7	76	GLU	CD-OE1	5.02	1.31	1.25
1	gb	30	LYS	C-O	5.02	1.32	1.23
1	h4	146	SER	CA-CB	5.02	1.60	1.52
1	hS	198	CYS	CB-SG	-5.02	1.73	1.81
1	iL	206	GLY	CA-C	5.02	1.59	1.51
1	iR	194	ALA	CA-CB	5.02	1.62	1.52
1	ld	223	GLY	CA-C	5.02	1.59	1.51
1	lv	133	TRP	CE2-CZ2	-5.02	1.31	1.39
1	2j	128	GLU	CG-CD	5.02	1.59	1.51
1	4E	204	ALA	CA-CB	5.02	1.62	1.52
1	5X	59	VAL	C-N	5.02	1.42	1.33
1	83	130	TYR	CG-CD1	5.02	1.45	1.39
1	9q	100	ARG	CB-CG	5.02	1.66	1.52
1	b9	122	PRO	N-CD	-5.02	1.40	1.47
1	f6	145	TYR	CG-CD1	-5.02	1.32	1.39

Continued on next page...

Continued from previous page...

Mol	Chain	Res	Type	Atoms	Z	Observed(Å)	Ideal(Å)
1	ly	223	GLY	C-N	-5.02	1.24	1.34
1	fQ	168	PHE	CG-CD2	5.02	1.46	1.38
1	6	164	TYR	CG-CD2	5.02	1.45	1.39
1	9	122	PRO	N-CD	-5.02	1.40	1.47
1	gp	21	ASN	N-CA	5.02	1.56	1.46
1	gK	32	PHE	CB-CG	5.02	1.59	1.51
1	h2	28	GLU	CD-OE1	-5.02	1.20	1.25
1	h4	168	PHE	CE1-CZ	5.02	1.46	1.37
1	ju	84	HIS	CB-CG	5.02	1.59	1.50
1	jB	229	ARG	CZ-NH1	-5.02	1.26	1.33
1	jJ	145	TYR	CZ-OH	5.02	1.46	1.37
1	k2	98	GLU	CD-OE2	5.02	1.31	1.25
1	20	126	VAL	CB-CG1	5.02	1.63	1.52
1	kJ	143	ARG	CD-NE	5.02	1.54	1.46
1	kV	161	PHE	CE1-CZ	5.02	1.46	1.37
1	26	133	TRP	NE1-CE2	-5.02	1.31	1.37
1	lg	40	PHE	CA-CB	5.02	1.65	1.53
1	2T	30	LYS	CA-CB	5.02	1.65	1.53
1	3h	40	PHE	CG-CD2	5.02	1.46	1.38
1	3X	8	GLY	CA-C	-5.02	1.43	1.51
1	3Z	145	TYR	CB-CG	-5.02	1.44	1.51
1	6a	5	ASN	CA-CB	5.02	1.66	1.53
1	6w	128	GLU	CB-CG	5.02	1.61	1.52
1	7q	1	PRO	CA-CB	5.02	1.63	1.53
1	7K	45	GLU	CG-CD	5.02	1.59	1.51
1	7N	18	ARG	CD-NE	5.02	1.54	1.46
1	8d	82	ARG	CZ-NH1	-5.02	1.26	1.33
1	8S	164	TYR	CZ-OH	5.02	1.46	1.37
1	9d	45	GLU	CD-OE1	5.02	1.31	1.25
1	9O	156	GLY	C-O	5.02	1.31	1.23
1	aQ	32	PHE	CA-C	-5.02	1.39	1.52
1	ba	102	SER	N-CA	5.02	1.56	1.46
1	bq	90	PRO	N-CD	-5.02	1.40	1.47
1	c2	164	TYR	CZ-OH	5.02	1.46	1.37
1	dF	130	TYR	CB-CG	5.02	1.59	1.51
1	ln	161	PHE	CA-CB	5.02	1.65	1.53
1	eo	92	GLU	CA-CB	5.02	1.65	1.53
1	eL	82	ARG	CD-NE	5.02	1.54	1.46
1	eR	229	ARG	CZ-NH1	-5.02	1.26	1.33
1	g0	45	GLU	N-CA	-5.02	1.36	1.46
1	gq	170	LYS	CD-CE	5.02	1.63	1.51
1	gW	123	PRO	CA-CB	5.02	1.63	1.53

Continued on next page...

Continued from previous page...

Mol	Chain	Res	Type	Atoms	Z	Observed(Å)	Ideal(Å)
1	hQ	217	ALA	CA-CB	5.02	1.62	1.52
1	hR	169	TYR	CG-CD2	5.02	1.45	1.39
1	i3	133	TRP	CG-CD1	-5.02	1.29	1.36
1	ip	133	TRP	NE1-CE2	5.02	1.44	1.37
1	ks	128	GLU	CD-OE2	-5.02	1.20	1.25
1	lp	173	ARG	CZ-NH1	-5.02	1.26	1.33
1	3a	133	TRP	CA-CB	5.02	1.65	1.53
1	3J	164	TYR	CG-CD2	5.02	1.45	1.39
1	5X	44	SER	CB-OG	-5.02	1.35	1.42
1	98	169	TYR	CD1-CE1	-5.02	1.31	1.39
1	9e	187	GLU	CB-CG	5.02	1.61	1.52
1	9s	175	GLU	CD-OE2	5.02	1.31	1.25
1	a0	133	TRP	NE1-CE2	-5.02	1.31	1.37
1	aM	162	ARG	NE-CZ	5.02	1.39	1.33
1	aX	113	GLU	CD-OE2	5.02	1.31	1.25
1	b9	49	PRO	CA-CB	5.02	1.63	1.53
1	by	113	GLU	CD-OE1	5.02	1.31	1.25
1	c5	102	SER	CB-OG	5.02	1.48	1.42
1	cw	63	GLN	N-CA	-5.02	1.36	1.46
1	eF	175	GLU	CG-CD	5.02	1.59	1.51
1	eQ	51	ASP	CB-CG	-5.02	1.41	1.51
1	eS	23	TRP	CD2-CE2	-5.02	1.35	1.41
1	f8	28	GLU	CG-CD	5.02	1.59	1.51
1	lz	71	GLU	CB-CG	5.02	1.61	1.52
1	fP	167	ARG	NE-CZ	-5.02	1.26	1.33
1	j	80	TRP	NE1-CE2	-5.02	1.31	1.37
1	hB	105	ALA	C-N	5.02	1.42	1.33
1	1X	151	LEU	CA-CB	5.02	1.65	1.53
1	lw	164	TYR	CG-CD2	5.02	1.45	1.39
1	2Y	75	GLU	CD-OE2	5.02	1.31	1.25
1	4Q	143	ARG	CZ-NH1	-5.02	1.26	1.33
1	5N	28	GLU	CB-CG	5.02	1.61	1.52
1	74	191	VAL	CB-CG1	5.02	1.63	1.52
1	8P	41	SER	CB-OG	5.02	1.48	1.42
1	9q	130	TYR	CZ-OH	5.02	1.46	1.37
1	bu	43	LEU	N-CA	5.02	1.56	1.46
1	cW	154	ARG	CD-NE	5.02	1.54	1.46
1	1A	96	MET	CG-SD	5.02	1.94	1.81
1	a	29	GLU	CD-OE2	-5.02	1.20	1.25
1	p	60	GLY	CA-C	-5.02	1.43	1.51
1	gI	169	TYR	CE2-CZ	5.01	1.45	1.38
1	hU	143	ARG	N-CA	-5.01	1.36	1.46

Continued on next page...

Continued from previous page...

Mol	Chain	Res	Type	Atoms	Z	Observed(Å)	Ideal(Å)
1	i8	98	GLU	CD-OE2	5.01	1.31	1.25
1	iH	213	GLU	CB-CG	5.01	1.61	1.52
1	j4	93	PRO	CA-C	-5.01	1.42	1.52
1	jD	35	GLU	CB-CG	5.01	1.61	1.52
1	jW	140	LYS	C-N	5.01	1.45	1.34
1	kb	132	ARG	NE-CZ	-5.01	1.26	1.33
1	kd	61	GLY	CA-C	5.01	1.59	1.51
1	ks	222	GLY	N-CA	5.01	1.53	1.46
1	l4	71	GLU	CD-OE1	5.01	1.31	1.25
1	lu	164	TYR	CE1-CZ	5.01	1.45	1.38
1	lw	159	GLU	CD-OE2	5.01	1.31	1.25
1	2p	44	SER	CB-OG	5.01	1.48	1.42
1	2G	146	SER	CA-CB	5.01	1.60	1.52
1	33	18	ARG	CZ-NH2	-5.01	1.26	1.33
1	3x	154	ARG	CZ-NH2	-5.01	1.26	1.33
1	4k	45	GLU	C-N	5.01	1.42	1.33
1	4o	127	GLY	CA-C	5.01	1.59	1.51
1	5q	212	GLU	CB-CG	5.01	1.61	1.52
1	7G	98	GLU	CB-CG	5.01	1.61	1.52
1	8c	125	PRO	CA-CB	5.01	1.63	1.53
1	8K	87	HIS	CB-CG	5.01	1.59	1.50
1	8S	164	TYR	CE2-CZ	5.01	1.45	1.38
1	94	112	GLN	CA-CB	5.01	1.65	1.53
1	9M	23	TRP	CD1-NE1	5.01	1.46	1.38
1	9T	132	ARG	NE-CZ	-5.01	1.26	1.33
1	b2	122	PRO	CA-C	5.01	1.62	1.52
1	df	40	PHE	CG-CD1	5.01	1.46	1.38
1	eA	161	PHE	CE2-CZ	5.01	1.46	1.37
1	f0	18	ARG	CZ-NH2	5.01	1.39	1.33
1	lv	122	PRO	N-CD	-5.01	1.40	1.47
1	fO	218	CYS	CB-SG	5.01	1.90	1.82
1	a	189	LEU	CA-CB	5.01	1.65	1.53
1	gr	130	TYR	CE1-CZ	5.01	1.45	1.38
1	hD	26	VAL	CA-CB	-5.01	1.44	1.54
1	hU	60	GLY	N-CA	5.01	1.53	1.46
1	lZ	23	TRP	CE3-CZ3	5.01	1.47	1.38
1	4M	117	TRP	CD2-CE2	-5.01	1.35	1.41
1	4S	100	ARG	C-N	5.01	1.42	1.33
1	79	41	SER	CA-CB	5.01	1.60	1.52
1	8U	82	ARG	CD-NE	5.01	1.54	1.46
1	Y	184	TRP	CD1-NE1	5.01	1.46	1.38
1	ck	25	LYS	CA-CB	5.01	1.65	1.53

Continued on next page...

Continued from previous page...

Mol	Chain	Res	Type	Atoms	Z	Observed(Å)	Ideal(Å)
1	1e	178	SER	CA-CB	5.01	1.60	1.52
1	1h	220	GLY	CA-C	-5.01	1.43	1.51
1	dW	80	TRP	NE1-CE2	-5.01	1.31	1.37
1	e0	130	TYR	CG-CD1	-5.01	1.32	1.39
1	er	111	LEU	N-CA	-5.01	1.36	1.46
1	fs	40	PHE	CA-CB	5.01	1.65	1.53
1	gJ	117	TRP	CE3-CZ3	5.01	1.47	1.38
1	gW	156	GLY	CA-C	5.01	1.59	1.51
1	1I	143	ARG	NE-CZ	5.01	1.39	1.33
1	hi	100	ARG	CD-NE	5.01	1.54	1.46
1	hl	191	VAL	CA-CB	5.01	1.65	1.54
1	hu	160	PRO	N-CD	-5.01	1.40	1.47
1	hI	34	PRO	CA-C	-5.01	1.42	1.52
1	jj	175	GLU	CD-OE2	5.01	1.31	1.25
1	kz	145	TYR	CB-CG	-5.01	1.44	1.51
1	lj	159	GLU	CD-OE1	5.01	1.31	1.25
1	lq	215	MET	CA-CB	5.01	1.65	1.53
1	lv	97	ARG	CD-NE	5.01	1.54	1.46
1	lP	92	GLU	C-N	5.01	1.43	1.34
1	55	23	TRP	CG-CD1	5.01	1.43	1.36
1	5l	12	HIS	CA-C	-5.01	1.40	1.52
1	5l	128	GLU	CG-CD	5.01	1.59	1.51
1	5C	91	ILE	CA-CB	-5.01	1.43	1.54
1	69	79	GLU	CG-CD	5.01	1.59	1.51
1	6h	168	PHE	CG-CD1	5.01	1.46	1.38
1	7d	149	SER	CB-OG	5.01	1.48	1.42
1	7h	36	VAL	CB-CG2	-5.01	1.42	1.52
1	8d	206	GLY	CA-C	5.01	1.59	1.51
1	8f	159	GLU	CG-CD	-5.01	1.44	1.51
1	91	113	GLU	CD-OE1	-5.01	1.20	1.25
1	96	149	SER	CB-OG	5.01	1.48	1.42
1	9w	4	GLN	CG-CD	5.01	1.62	1.51
1	cc	159	GLU	CD-OE1	5.01	1.31	1.25
1	dk	97	ARG	CD-NE	5.01	1.54	1.46
1	dB	206	GLY	N-CA	-5.01	1.38	1.46
1	dK	160	PRO	CA-CB	-5.01	1.43	1.53
1	dO	168	PHE	N-CA	-5.01	1.36	1.46
1	dQ	29	GLU	CB-CG	5.01	1.61	1.52
1	ef	23	TRP	CG-CD1	5.01	1.43	1.36
1	ev	35	GLU	CB-CG	5.01	1.61	1.52
1	eF	187	GLU	CA-CB	5.01	1.65	1.53
1	eL	113	GLU	CB-CG	5.01	1.61	1.52

Continued on next page...

Continued from previous page...

Mol	Chain	Res	Type	Atoms	Z	Observed(Å)	Ideal(Å)
1	f4	11	VAL	CB-CG1	5.01	1.63	1.52
1	f6	40	PHE	CE2-CZ	5.01	1.46	1.37
1	E	18	ARG	CZ-NH2	-5.01	1.26	1.33
1	hy	79	GLU	CG-CD	5.01	1.59	1.51
1	ig	61	GLY	CA-C	-5.01	1.43	1.51
1	jx	35	GLU	CD-OE2	-5.01	1.20	1.25
1	jN	30	LYS	CA-CB	5.01	1.65	1.53
1	jS	169	TYR	CE1-CZ	5.01	1.45	1.38
1	k5	8	GLY	N-CA	-5.01	1.38	1.46
1	kq	18	ARG	CZ-NH2	-5.01	1.26	1.33
1	2s	97	ARG	NE-CZ	-5.01	1.26	1.33
1	3f	224	PRO	N-CD	-5.01	1.40	1.47
1	3x	116	GLY	CA-C	-5.01	1.43	1.51
1	3J	142	VAL	CB-CG2	5.01	1.63	1.52
1	4v	194	ALA	CA-CB	5.01	1.62	1.52
1	57	187	GLU	CB-CG	5.01	1.61	1.52
1	5h	80	TRP	CE2-CZ2	-5.01	1.31	1.39
1	5r	55	MET	CA-CB	5.01	1.65	1.53
1	5V	127	GLY	N-CA	5.01	1.53	1.46
1	6n	93	PRO	N-CD	5.01	1.54	1.47
1	70	34	PRO	N-CD	5.01	1.54	1.47
1	75	168	PHE	C-N	5.01	1.45	1.34
1	76	117	TRP	CA-CB	5.01	1.65	1.53
1	7b	11	VAL	CB-CG2	5.01	1.63	1.52
1	7l	41	SER	CA-CB	5.01	1.60	1.52
1	7u	152	ASP	C-N	5.01	1.45	1.34
1	7H	106	GLY	CA-C	-5.01	1.43	1.51
1	8C	77	ALA	CA-CB	5.01	1.62	1.52
1	8J	75	GLU	CG-CD	5.01	1.59	1.51
1	8P	71	GLU	CG-CD	5.01	1.59	1.51
1	8U	167	ARG	CZ-NH1	-5.01	1.26	1.33
1	8V	187	GLU	CD-OE1	5.01	1.31	1.25
1	90	164	TYR	CG-CD2	5.01	1.45	1.39
1	9s	32	PHE	CG-CD2	5.01	1.46	1.38
1	9t	207	PRO	N-CD	5.01	1.54	1.47
1	9L	180	GLU	CB-CG	5.01	1.61	1.52
1	ap	80	TRP	CE2-CZ2	-5.01	1.31	1.39
1	aZ	187	GLU	CG-CD	5.01	1.59	1.51
1	dx	145	TYR	CE1-CZ	5.01	1.45	1.38
1	1m	76	GLU	CB-CG	5.01	1.61	1.52
1	e3	187	GLU	CG-CD	5.01	1.59	1.51
1	eA	93	PRO	N-CD	-5.01	1.40	1.47

Continued on next page...

Continued from previous page...

Mol	Chain	Res	Type	Atoms	Z	Observed(Å)	Ideal(Å)
1	eQ	102	SER	CA-CB	5.01	1.60	1.52
1	eV	184	TRP	N-CA	5.01	1.56	1.46
1	f4	125	PRO	N-CD	-5.01	1.40	1.47
1	f7	222	GLY	C-N	5.01	1.42	1.33
1	ft	196	PRO	N-CD	5.01	1.54	1.47
1	r	13	GLN	CG-CD	5.01	1.62	1.51
1	u	180	GLU	C-N	5.01	1.45	1.34
1	hh	40	PHE	CG-CD2	5.01	1.46	1.38
1	iV	220	GLY	N-CA	5.01	1.53	1.46
1	kz	23	TRP	CZ2-CH2	5.01	1.46	1.37
1	3O	76	GLU	CD-OE2	5.01	1.31	1.25
1	5R	164	TYR	CG-CD1	5.01	1.45	1.39
1	7b	210	THR	CA-CB	-5.01	1.40	1.53
1	bJ	146	SER	CA-CB	5.01	1.60	1.52
1	eP	17	PRO	CA-C	5.01	1.62	1.52
1	fl	60	GLY	CA-C	-5.01	1.43	1.51
1	gk	156	GLY	N-CA	5.01	1.53	1.46
1	hA	23	TRP	CG-CD1	5.01	1.43	1.36
1	hN	8	GLY	N-CA	5.01	1.53	1.46
1	1V	23	TRP	CG-CD1	5.01	1.43	1.36
1	jo	16	SER	CB-OG	5.01	1.48	1.42
1	jV	169	TYR	CD2-CE2	5.01	1.46	1.39
1	ki	145	TYR	CE1-CZ	5.01	1.45	1.38
1	kE	184	TRP	CG-CD1	5.01	1.43	1.36
1	ll	167	ARG	CZ-NH1	-5.01	1.26	1.33
1	lb	49	PRO	N-CA	-5.01	1.38	1.47
1	lh	184	TRP	CA-CB	5.01	1.65	1.53
1	3k	145	TYR	CG-CD1	5.01	1.45	1.39
1	3u	163	ASP	N-CA	-5.01	1.36	1.46
1	4M	161	PHE	CE1-CZ	5.01	1.46	1.37
1	5s	45	GLU	CG-CD	5.01	1.59	1.51
1	65	28	GLU	CD-OE2	-5.01	1.20	1.25
1	9J	169	TYR	CE1-CZ	5.01	1.45	1.38
1	ak	40	PHE	CE2-CZ	5.01	1.46	1.37
1	1c	130	TYR	CE1-CZ	5.01	1.45	1.38
1	1e	225	GLY	N-CA	5.01	1.53	1.46
1	cA	229	ARG	CZ-NH2	-5.01	1.26	1.33
1	cS	105	ALA	C-N	5.01	1.42	1.33
1	fk	117	TRP	CD2-CE2	-5.01	1.35	1.41
1	1A	24	VAL	CB-CG2	5.01	1.63	1.52
1	Q	28	GLU	CD-OE2	5.01	1.31	1.25
1	gb	130	TYR	CG-CD2	5.00	1.45	1.39

Continued on next page...

Continued from previous page...

Mol	Chain	Res	Type	Atoms	Z	Observed(Å)	Ideal(Å)
1	ig	102	SER	CA-CB	5.00	1.60	1.52
1	jc	99	PRO	N-CD	5.00	1.54	1.47
1	26	92	GLU	CD-OE1	5.00	1.31	1.25
1	lb	140	LYS	CA-CB	5.00	1.65	1.53
1	3p	219	GLN	CG-CD	5.00	1.62	1.51
1	3C	130	TYR	CG-CD2	5.00	1.45	1.39
1	3N	135	ILE	C-N	5.00	1.45	1.34
1	4V	100	ARG	CZ-NH2	-5.00	1.26	1.33
1	7f	80	TRP	N-CA	5.00	1.56	1.46
1	7f	173	ARG	CA-CB	5.00	1.65	1.53
1	9p	224	PRO	CA-CB	5.00	1.63	1.53
1	aD	130	TYR	CZ-OH	5.00	1.46	1.37
1	18	90	PRO	CA-C	5.00	1.62	1.52
1	19	161	PHE	CG-CD2	5.00	1.46	1.38
1	bD	230	VAL	CB-CG2	5.00	1.63	1.52
1	bQ	32	PHE	CE2-CZ	5.00	1.46	1.37
1	cX	80	TRP	NE1-CE2	-5.00	1.31	1.37
1	dA	92	GLU	N-CA	-5.00	1.36	1.46
1	eM	133	TRP	CA-CB	5.00	1.65	1.53
1	fp	18	ARG	CZ-NH1	-5.00	1.26	1.33
1	fS	170	LYS	N-CA	-5.00	1.36	1.46
1	H	87	HIS	CB-CG	5.00	1.59	1.50
1	hI	222	GLY	CA-C	-5.00	1.43	1.51
1	hX	49	PRO	N-CD	-5.00	1.40	1.47
1	io	133	TRP	CZ2-CH2	5.00	1.46	1.37
1	kL	68	MET	CB-CG	5.00	1.67	1.51
1	27	175	GLU	CB-CG	5.00	1.61	1.52
1	lq	71	GLU	CD-OE1	5.00	1.31	1.25
1	lw	25	LYS	N-CA	-5.00	1.36	1.46
1	lA	51	ASP	N-CA	5.00	1.56	1.46
1	45	32	PHE	CB-CG	5.00	1.59	1.51
1	4p	38	PRO	N-CD	5.00	1.54	1.47
1	4y	1	PRO	N-CD	5.00	1.54	1.47
1	5D	156	GLY	N-CA	-5.00	1.38	1.46
1	6k	155	GLN	C-N	5.00	1.42	1.33
1	8r	145	TYR	CG-CD2	5.00	1.45	1.39
1	8L	169	TYR	CB-CG	-5.00	1.44	1.51
1	9C	187	GLU	CD-OE2	5.00	1.31	1.25
1	bG	130	TYR	CG-CD1	5.00	1.45	1.39
1	1e	60	GLY	CA-C	5.00	1.59	1.51
1	1g	130	TYR	CE2-CZ	5.00	1.45	1.38
1	dT	122	PRO	N-CA	-5.00	1.38	1.47

Continued on next page...

Continued from previous page...

Mol	Chain	Res	Type	Atoms	Z	Observed(Å)	Ideal(Å)
1	ej	149	SER	CA-CB	5.00	1.60	1.52
1	eT	169	TYR	CA-CB	5.00	1.65	1.53
1	f	75	GLU	CD-OE1	-5.00	1.20	1.25
1	gc	157	PRO	CA-C	-5.00	1.42	1.52
1	hm	154	ARG	CD-NE	5.00	1.54	1.46
1	1K	133	TRP	NE1-CE2	5.00	1.44	1.37
1	1L	52	LEU	CB-CG	5.00	1.67	1.52
1	hO	82	ARG	CD-NE	5.00	1.54	1.46
1	1M	160	PRO	N-CD	5.00	1.54	1.47
1	iI	133	TRP	CZ2-CH2	5.00	1.46	1.37
1	1P	143	ARG	CA-CB	5.00	1.65	1.53
1	kv	41	SER	CB-OG	5.00	1.48	1.42
1	lQ	154	ARG	CZ-NH2	-5.00	1.26	1.33
1	2o	196	PRO	N-CA	-5.00	1.38	1.47
1	39	184	TRP	NE1-CE2	-5.00	1.31	1.37
1	3e	173	ARG	CD-NE	5.00	1.54	1.46
1	3h	122	PRO	N-CD	-5.00	1.40	1.47
1	4U	161	PHE	CG-CD1	5.00	1.46	1.38
1	52	145	TYR	CD2-CE2	5.00	1.46	1.39
1	5N	23	TRP	CE3-CZ3	5.00	1.47	1.38
1	6f	44	SER	CA-CB	5.00	1.60	1.52
1	7E	41	SER	CB-OG	5.00	1.48	1.42
1	8D	166	ASP	CA-CB	5.00	1.65	1.53
1	8Y	82	ARG	CZ-NH1	-5.00	1.26	1.33
1	92	82	ARG	NE-CZ	5.00	1.39	1.33
1	9w	33	SER	CA-CB	5.00	1.60	1.52
1	a6	130	TYR	CD2-CE2	5.00	1.46	1.39
1	ac	71	GLU	CB-CG	5.00	1.61	1.52
1	16	149	SER	CA-CB	5.00	1.60	1.52
1	br	16	SER	CA-CB	5.00	1.60	1.52
1	bx	82	ARG	NE-CZ	5.00	1.39	1.33
1	c5	59	VAL	CB-CG2	5.00	1.63	1.52
1	c9	169	TYR	CZ-OH	5.00	1.46	1.37
1	cg	168	PHE	CG-CD2	5.00	1.46	1.38
1	cI	76	GLU	CD-OE2	-5.00	1.20	1.25
1	di	53	ASN	CB-CG	5.00	1.62	1.51
1	dq	169	TYR	CE1-CZ	5.00	1.45	1.38
1	em	207	PRO	N-CD	-5.00	1.40	1.47

All (60301) bond angle outliers are listed below:

Continued on next page...

Continued from previous page...

Mol	Chain	Res	Type	Atoms	Z	Observed(°)	Ideal(°)
1	l0	162	ARG	NE-CZ-NH2	-34.90	102.85	120.30
1	2O	143	ARG	NE-CZ-NH1	31.97	136.29	120.30
1	dM	154	ARG	NE-CZ-NH1	31.22	135.91	120.30
1	lI	229	ARG	NE-CZ-NH1	30.75	135.68	120.30
1	M	167	ARG	NE-CZ-NH1	30.63	135.61	120.30
1	kb	97	ARG	NE-CZ-NH1	30.47	135.53	120.30
1	63	18	ARG	NE-CZ-NH2	-30.44	105.08	120.30
1	ei	154	ARG	NE-CZ-NH1	29.14	134.87	120.30
1	ee	145	TYR	CB-CG-CD1	29.09	138.46	121.00
1	5i	173	ARG	NE-CZ-NH1	28.76	134.68	120.30
1	f5	82	ARG	NE-CZ-NH2	-28.75	105.92	120.30
1	52	162	ARG	NE-CZ-NH2	-28.59	106.00	120.30
1	47	167	ARG	NE-CZ-NH1	28.31	134.46	120.30
1	3r	143	ARG	NE-CZ-NH1	28.02	134.31	120.30
1	41	97	ARG	NE-CZ-NH1	27.79	134.19	120.30
1	5C	229	ARG	NE-CZ-NH1	27.47	134.04	120.30
1	e7	100	ARG	NE-CZ-NH1	27.31	133.96	120.30
1	lw	154	ARG	NE-CZ-NH1	27.30	133.95	120.30
1	eP	100	ARG	NE-CZ-NH2	-27.22	106.69	120.30
1	52	162	ARG	NE-CZ-NH1	27.10	133.85	120.30
1	hX	18	ARG	NE-CZ-NH2	-27.07	106.77	120.30
1	fX	18	ARG	NE-CZ-NH1	26.95	133.77	120.30
1	8Y	100	ARG	NE-CZ-NH1	26.93	133.76	120.30
1	7S	154	ARG	NE-CZ-NH1	26.88	133.74	120.30
1	jf	18	ARG	NE-CZ-NH1	26.73	133.66	120.30
1	kW	143	ARG	NE-CZ-NH1	26.67	133.64	120.30
1	36	143	ARG	NE-CZ-NH1	26.62	133.61	120.30
1	77	167	ARG	NE-CZ-NH1	26.53	133.57	120.30
1	l5	132	ARG	NE-CZ-NH1	26.39	133.50	120.30
1	6K	100	ARG	NE-CZ-NH1	26.32	133.46	120.30
1	dw	18	ARG	NE-CZ-NH1	26.24	133.42	120.30
1	71	173	ARG	NE-CZ-NH1	26.14	133.37	120.30
1	6F	162	ARG	NE-CZ-NH2	-26.13	107.24	120.30
1	eF	18	ARG	NE-CZ-NH1	26.12	133.36	120.30
1	lE	143	ARG	NE-CZ-NH1	26.09	133.34	120.30
1	9l	162	ARG	NE-CZ-NH1	26.05	133.32	120.30
1	2M	132	ARG	NE-CZ-NH1	26.01	133.30	120.30
1	2l	173	ARG	NE-CZ-NH1	25.97	133.29	120.30
1	ge	143	ARG	NE-CZ-NH1	25.97	133.29	120.30
1	0	154	ARG	NE-CZ-NH1	25.93	133.26	120.30
1	4u	18	ARG	NE-CZ-NH1	25.87	133.23	120.30

Continued on next page...

Continued from previous page...

Mol	Chain	Res	Type	Atoms	Z	Observed(°)	Ideal(°)
1	jx	167	ARG	NE-CZ-NH1	25.85	133.23	120.30
1	cH	82	ARG	NE-CZ-NH2	-25.85	107.37	120.30
1	6h	100	ARG	NE-CZ-NH1	25.84	133.22	120.30
1	9C	167	ARG	NE-CZ-NH1	25.79	133.19	120.30
1	aY	229	ARG	NE-CZ-NH1	25.79	133.19	120.30
1	j2	167	ARG	NE-CZ-NH2	-25.75	107.42	120.30
1	W	97	ARG	NE-CZ-NH1	25.64	133.12	120.30
1	di	100	ARG	NE-CZ-NH1	25.60	133.10	120.30
1	4o	82	ARG	NE-CZ-NH2	-25.57	107.52	120.30
1	fg	97	ARG	NE-CZ-NH1	25.45	133.02	120.30
1	gd	162	ARG	NE-CZ-NH2	-25.43	107.58	120.30
1	iM	167	ARG	NE-CZ-NH1	25.43	133.02	120.30
1	fM	132	ARG	NE-CZ-NH2	-25.36	107.62	120.30
1	kP	132	ARG	NE-CZ-NH1	25.36	132.98	120.30
1	ji	18	ARG	NE-CZ-NH1	25.35	132.98	120.30
1	fw	162	ARG	NE-CZ-NH1	25.28	132.94	120.30
1	fO	82	ARG	NE-CZ-NH1	25.27	132.93	120.30
1	8h	143	ARG	NE-CZ-NH1	25.16	132.88	120.30
1	cd	162	ARG	NE-CZ-NH1	25.12	132.86	120.30
1	z	154	ARG	NE-CZ-NH1	25.10	132.85	120.30
1	am	167	ARG	NE-CZ-NH1	25.08	132.84	120.30
1	Y	167	ARG	NE-CZ-NH1	25.08	132.84	120.30
1	cQ	154	ARG	NE-CZ-NH1	24.99	132.80	120.30
1	1V	18	ARG	NE-CZ-NH1	24.98	132.79	120.30
1	8L	167	ARG	NE-CZ-NH2	-24.95	107.83	120.30
1	jC	229	ARG	NE-CZ-NH1	24.85	132.72	120.30
1	g2	18	ARG	NE-CZ-NH1	24.83	132.72	120.30
1	7	173	ARG	NE-CZ-NH1	24.80	132.70	120.30
1	5n	229	ARG	NE-CZ-NH1	24.72	132.66	120.30
1	f5	162	ARG	NE-CZ-NH1	24.66	132.63	120.30
1	iR	173	ARG	NE-CZ-NH1	24.64	132.62	120.30
1	52	18	ARG	NE-CZ-NH2	-24.58	108.01	120.30
1	5t	143	ARG	NE-CZ-NH1	24.53	132.57	120.30
1	jJ	97	ARG	NE-CZ-NH1	24.51	132.56	120.30
1	kr	100	ARG	NE-CZ-NH1	24.48	132.54	120.30
1	2s	100	ARG	NE-CZ-NH1	24.48	132.54	120.30
1	7N	167	ARG	NE-CZ-NH1	24.45	132.53	120.30
1	8R	167	ARG	NE-CZ-NH2	-24.44	108.08	120.30
1	af	97	ARG	NE-CZ-NH2	-24.39	108.11	120.30
1	4u	167	ARG	NE-CZ-NH1	24.36	132.48	120.30
1	kF	167	ARG	NE-CZ-NH1	24.36	132.48	120.30
1	cS	162	ARG	NE-CZ-NH1	24.34	132.47	120.30

Continued on next page...

Continued from previous page...

Mol	Chain	Res	Type	Atoms	Z	Observed(°)	Ideal(°)
1	73	229	ARG	NE-CZ-NH1	24.34	132.47	120.30
1	1u	167	ARG	NE-CZ-NH1	24.34	132.47	120.30
1	eU	82	ARG	NE-CZ-NH1	24.32	132.46	120.30
1	gT	143	ARG	NE-CZ-NH2	-24.32	108.14	120.30
1	af	162	ARG	NE-CZ-NH1	24.26	132.43	120.30
1	u	143	ARG	NE-CZ-NH1	24.26	132.43	120.30
1	hK	143	ARG	NE-CZ-NH1	24.22	132.41	120.30
1	2F	143	ARG	NE-CZ-NH2	-24.21	108.19	120.30
1	lI	82	ARG	NE-CZ-NH1	24.21	132.40	120.30
1	gh	82	ARG	NE-CZ-NH1	24.19	132.39	120.30
1	kd	229	ARG	NE-CZ-NH1	24.18	132.39	120.30
1	hm	100	ARG	NE-CZ-NH1	24.10	132.35	120.30
1	kk	143	ARG	NE-CZ-NH1	24.03	132.32	120.30
1	lB	167	ARG	NE-CZ-NH1	24.02	132.31	120.30
1	f5	82	ARG	NE-CZ-NH1	24.02	132.31	120.30
1	3Q	132	ARG	NE-CZ-NH1	24.00	132.30	120.30
1	9p	97	ARG	NE-CZ-NH1	23.98	132.29	120.30
1	4q	132	ARG	NE-CZ-NH1	23.98	132.29	120.30
1	gI	229	ARG	NE-CZ-NH1	23.92	132.26	120.30
1	ef	173	ARG	NE-CZ-NH1	23.92	132.26	120.30
1	4d	18	ARG	NE-CZ-NH1	23.89	132.24	120.30
1	dy	143	ARG	NE-CZ-NH1	23.88	132.24	120.30
1	7G	162	ARG	NE-CZ-NH1	23.87	132.24	120.30
1	3K	143	ARG	NE-CZ-NH1	23.84	132.22	120.30
1	3p	82	ARG	NE-CZ-NH1	23.80	132.20	120.30
1	7F	162	ARG	NE-CZ-NH2	-23.80	108.40	120.30
1	aB	162	ARG	NE-CZ-NH1	23.80	132.20	120.30
1	3L	132	ARG	NE-CZ-NH1	23.78	132.19	120.30
1	1J	143	ARG	NE-CZ-NH1	23.69	132.14	120.30
1	ch	97	ARG	NE-CZ-NH1	23.67	132.13	120.30
1	7g	132	ARG	NE-CZ-NH1	23.66	132.13	120.30
1	7	167	ARG	NE-CZ-NH2	-23.62	108.49	120.30
1	1l	167	ARG	NE-CZ-NH1	23.62	132.11	120.30
1	gb	229	ARG	NE-CZ-NH1	23.59	132.09	120.30
1	gP	173	ARG	NE-CZ-NH1	23.59	132.09	120.30
1	5I	143	ARG	NE-CZ-NH2	-23.56	108.52	120.30
1	8K	167	ARG	NE-CZ-NH1	23.54	132.07	120.30
1	8v	82	ARG	NE-CZ-NH1	23.50	132.05	120.30
1	ee	145	TYR	CB-CG-CD2	-23.49	106.91	121.00
1	25	18	ARG	NE-CZ-NH1	23.48	132.04	120.30
1	D	143	ARG	NE-CZ-NH1	23.47	132.04	120.30
1	dn	173	ARG	NE-CZ-NH1	23.46	132.03	120.30

Continued on next page...

Continued from previous page...

Mol	Chain	Res	Type	Atoms	Z	Observed(°)	Ideal(°)
1	iH	143	ARG	NE-CZ-NH1	23.45	132.03	120.30
1	3o	82	ARG	NE-CZ-NH2	-23.43	108.58	120.30
1	av	162	ARG	NE-CZ-NH1	23.42	132.01	120.30
1	a1	97	ARG	NE-CZ-NH1	23.41	132.00	120.30
1	ks	162	ARG	NE-CZ-NH1	23.40	132.00	120.30
1	et	162	ARG	NE-CZ-NH1	23.38	131.99	120.30
1	ia	162	ARG	NE-CZ-NH2	-23.37	108.61	120.30
1	6g	173	ARG	NE-CZ-NH1	23.32	131.96	120.30
1	eC	97	ARG	NE-CZ-NH1	23.31	131.96	120.30
1	hM	100	ARG	NE-CZ-NH1	23.30	131.95	120.30
1	bB	154	ARG	NE-CZ-NH2	-23.29	108.65	120.30
1	2O	154	ARG	NE-CZ-NH1	23.27	131.94	120.30
1	9y	18	ARG	NE-CZ-NH1	23.27	131.93	120.30
1	dF	97	ARG	NE-CZ-NH1	23.25	131.93	120.30
1	bZ	167	ARG	NE-CZ-NH1	23.24	131.92	120.30
1	51	132	ARG	NE-CZ-NH1	23.23	131.91	120.30
1	iX	143	ARG	NE-CZ-NH1	23.20	131.90	120.30
1	kq	229	ARG	NE-CZ-NH2	-23.19	108.70	120.30
1	4d	132	ARG	NE-CZ-NH1	23.18	131.89	120.30
1	iW	162	ARG	NE-CZ-NH1	23.14	131.87	120.30
1	gG	167	ARG	NE-CZ-NH1	23.12	131.86	120.30
1	cd	162	ARG	NE-CZ-NH2	-23.11	108.74	120.30
1	2E	132	ARG	NE-CZ-NH1	23.10	131.85	120.30
1	fk	100	ARG	NE-CZ-NH1	23.07	131.84	120.30
1	2i	229	ARG	NE-CZ-NH1	23.06	131.83	120.30
1	7z	100	ARG	NE-CZ-NH2	-23.06	108.77	120.30
1	bf	18	ARG	NE-CZ-NH1	23.06	131.83	120.30
1	6J	82	ARG	NE-CZ-NH1	23.05	131.83	120.30
1	hm	100	ARG	NE-CZ-NH2	-23.05	108.78	120.30
1	gz	162	ARG	NE-CZ-NH1	23.05	131.82	120.30
1	4v	173	ARG	NE-CZ-NH2	-23.03	108.78	120.30
1	2i	143	ARG	NE-CZ-NH2	-23.03	108.78	120.30
1	am	162	ARG	NE-CZ-NH2	-23.02	108.79	120.30
1	hw	82	ARG	NE-CZ-NH1	22.97	131.78	120.30
1	gn	82	ARG	NE-CZ-NH2	-22.95	108.82	120.30
1	9x	100	ARG	NE-CZ-NH1	22.93	131.77	120.30
1	3a	167	ARG	NE-CZ-NH2	-22.92	108.84	120.30
1	2Y	97	ARG	NE-CZ-NH2	-22.91	108.84	120.30
1	4g	229	ARG	NE-CZ-NH1	22.91	131.75	120.30
1	5S	229	ARG	NE-CZ-NH2	-22.89	108.86	120.30
1	3E	167	ARG	NE-CZ-NH2	-22.88	108.86	120.30
1	57	100	ARG	NE-CZ-NH1	22.87	131.74	120.30

Continued on next page...

Continued from previous page...

Mol	Chain	Res	Type	Atoms	Z	Observed(°)	Ideal(°)
1	aA	100	ARG	NE-CZ-NH1	22.86	131.73	120.30
1	fo	143	ARG	NE-CZ-NH1	22.86	131.73	120.30
1	4T	229	ARG	NE-CZ-NH2	-22.82	108.89	120.30
1	jk	167	ARG	NE-CZ-NH1	22.82	131.71	120.30
1	6N	82	ARG	NE-CZ-NH1	22.80	131.70	120.30
1	35	167	ARG	NE-CZ-NH2	-22.80	108.90	120.30
1	9S	162	ARG	NE-CZ-NH1	22.79	131.70	120.30
1	l4	173	ARG	NE-CZ-NH1	22.78	131.69	120.30
1	cW	173	ARG	NE-CZ-NH1	22.76	131.68	120.30
1	2r	97	ARG	NE-CZ-NH2	-22.76	108.92	120.30
1	7v	229	ARG	NE-CZ-NH1	22.74	131.67	120.30
1	gX	162	ARG	NE-CZ-NH1	22.70	131.65	120.30
1	hs	132	ARG	NE-CZ-NH1	22.67	131.63	120.30
1	6a	18	ARG	NE-CZ-NH2	-22.65	108.97	120.30
1	eR	132	ARG	NE-CZ-NH1	22.64	131.62	120.30
1	dM	82	ARG	NE-CZ-NH1	22.61	131.61	120.30
1	jN	173	ARG	NE-CZ-NH1	22.61	131.60	120.30
1	96	229	ARG	NE-CZ-NH1	22.57	131.59	120.30
1	6h	97	ARG	NE-CZ-NH1	22.56	131.58	120.30
1	iM	167	ARG	NE-CZ-NH2	-22.54	109.03	120.30
1	be	82	ARG	NE-CZ-NH2	-22.54	109.03	120.30
1	3U	162	ARG	NE-CZ-NH2	-22.52	109.04	120.30
1	5n	18	ARG	NE-CZ-NH1	22.49	131.54	120.30
1	bk	100	ARG	NE-CZ-NH1	22.46	131.53	120.30
1	4N	143	ARG	NE-CZ-NH1	22.44	131.52	120.30
1	f4	229	ARG	NE-CZ-NH1	22.44	131.52	120.30
1	hH	154	ARG	NE-CZ-NH2	-22.42	109.09	120.30
1	l0	167	ARG	NE-CZ-NH1	22.42	131.51	120.30
1	il	100	ARG	NE-CZ-NH1	22.41	131.51	120.30
1	i6	143	ARG	NE-CZ-NH1	22.40	131.50	120.30
1	1w	154	ARG	NE-CZ-NH2	-22.39	109.11	120.30
1	aN	18	ARG	NE-CZ-NH1	22.38	131.49	120.30
1	aP	132	ARG	NE-CZ-NH1	22.33	131.47	120.30
1	95	154	ARG	NE-CZ-NH2	-22.30	109.15	120.30
1	ix	100	ARG	NE-CZ-NH2	-22.29	109.16	120.30
1	iO	18	ARG	NE-CZ-NH2	-22.27	109.16	120.30
1	ah	100	ARG	NE-CZ-NH2	-22.26	109.17	120.30
1	4d	82	ARG	NE-CZ-NH1	22.26	131.43	120.30
1	bL	18	ARG	NE-CZ-NH1	22.26	131.43	120.30
1	9k	18	ARG	NE-CZ-NH1	22.25	131.43	120.30
1	5T	229	ARG	NE-CZ-NH1	22.21	131.41	120.30
1	3E	132	ARG	NE-CZ-NH1	22.20	131.40	120.30

Continued on next page...

Continued from previous page...

Mol	Chain	Res	Type	Atoms	Z	Observed(°)	Ideal(°)
1	cK	132	ARG	NE-CZ-NH1	22.19	131.40	120.30
1	hM	229	ARG	NE-CZ-NH2	-22.19	109.21	120.30
1	3g	143	ARG	NE-CZ-NH1	22.18	131.39	120.30
1	aA	162	ARG	NE-CZ-NH1	22.16	131.38	120.30
1	hp	229	ARG	NE-CZ-NH1	22.16	131.38	120.30
1	2o	143	ARG	NE-CZ-NH1	22.14	131.37	120.30
1	4Z	132	ARG	NE-CZ-NH1	22.14	131.37	120.30
1	7f	173	ARG	NE-CZ-NH1	22.12	131.36	120.30
1	lJ	100	ARG	NE-CZ-NH1	22.12	131.36	120.30
1	fV	229	ARG	NE-CZ-NH1	22.11	131.36	120.30
1	jr	173	ARG	NE-CZ-NH2	-22.10	109.25	120.30
1	dv	167	ARG	NE-CZ-NH1	22.05	131.32	120.30
1	it	100	ARG	NE-CZ-NH1	22.04	131.32	120.30
1	hZ	162	ARG	NE-CZ-NH1	22.02	131.31	120.30
1	de	162	ARG	NE-CZ-NH1	22.01	131.31	120.30
1	4o	100	ARG	NE-CZ-NH2	-22.00	109.30	120.30
1	j0	82	ARG	NE-CZ-NH2	-21.99	109.30	120.30
1	5w	162	ARG	NE-CZ-NH1	21.99	131.29	120.30
1	6F	167	ARG	NE-CZ-NH1	21.98	131.29	120.30
1	lg	162	ARG	NE-CZ-NH1	21.96	131.28	120.30
1	a	82	ARG	NE-CZ-NH2	-21.95	109.32	120.30
1	3x	143	ARG	NE-CZ-NH1	21.95	131.28	120.30
1	lF	229	ARG	NE-CZ-NH1	21.93	131.26	120.30
1	88	162	ARG	NE-CZ-NH2	-21.92	109.34	120.30
1	8F	143	ARG	NE-CZ-NH1	21.89	131.25	120.30
1	dN	167	ARG	NE-CZ-NH1	21.88	131.24	120.30
1	4A	82	ARG	NE-CZ-NH2	-21.87	109.36	120.30
1	fq	162	ARG	NE-CZ-NH1	21.86	131.23	120.30
1	8z	82	ARG	NE-CZ-NH1	21.86	131.23	120.30
1	75	173	ARG	NE-CZ-NH1	21.84	131.22	120.30
1	9v	132	ARG	NE-CZ-NH2	-21.82	109.39	120.30
1	it	18	ARG	NE-CZ-NH1	21.75	131.17	120.30
1	2N	167	ARG	NE-CZ-NH1	21.74	131.17	120.30
1	kg	82	ARG	NE-CZ-NH1	21.72	131.16	120.30
1	kT	173	ARG	NE-CZ-NH1	21.71	131.15	120.30
1	ke	229	ARG	NE-CZ-NH1	21.68	131.14	120.30
1	i4	173	ARG	NE-CZ-NH1	21.68	131.14	120.30
1	aW	167	ARG	NE-CZ-NH1	21.68	131.14	120.30
1	gg	167	ARG	NE-CZ-NH1	21.67	131.14	120.30
1	2M	132	ARG	NE-CZ-NH2	-21.67	109.47	120.30
1	gs	173	ARG	NE-CZ-NH2	-21.66	109.47	120.30
1	aJ	173	ARG	NE-CZ-NH1	21.66	131.13	120.30

Continued on next page...

Continued from previous page...

Mol	Chain	Res	Type	Atoms	Z	Observed(°)	Ideal(°)
1	i8	162	ARG	NE-CZ-NH2	-21.65	109.48	120.30
1	63	18	ARG	NE-CZ-NH1	21.62	131.11	120.30
1	bZ	82	ARG	NE-CZ-NH2	-21.61	109.50	120.30
1	M	167	ARG	NE-CZ-NH2	-21.59	109.50	120.30
1	bW	82	ARG	NE-CZ-NH1	21.57	131.09	120.30
1	7Y	82	ARG	NE-CZ-NH1	21.56	131.08	120.30
1	6P	167	ARG	NE-CZ-NH1	21.56	131.08	120.30
1	Z	145	TYR	CB-CG-CD1	-21.53	108.08	121.00
1	iy	229	ARG	NE-CZ-NH1	21.51	131.06	120.30
1	1M	82	ARG	NE-CZ-NH1	21.50	131.05	120.30
1	am	162	ARG	NE-CZ-NH1	21.50	131.05	120.30
1	al	167	ARG	NE-CZ-NH1	21.49	131.04	120.30
1	hM	97	ARG	NE-CZ-NH1	21.49	131.04	120.30
1	lA	173	ARG	NE-CZ-NH1	21.48	131.04	120.30
1	gt	97	ARG	NE-CZ-NH1	21.47	131.03	120.30
1	t	97	ARG	NE-CZ-NH1	21.46	131.03	120.30
1	6a	18	ARG	NE-CZ-NH1	21.46	131.03	120.30
1	fc	132	ARG	NE-CZ-NH2	-21.45	109.57	120.30
1	iH	173	ARG	NE-CZ-NH2	-21.45	109.58	120.30
1	7j	154	ARG	NE-CZ-NH2	-21.44	109.58	120.30
1	lb	100	ARG	NE-CZ-NH2	-21.43	109.59	120.30
1	6u	97	ARG	NE-CZ-NH1	21.43	131.01	120.30
1	4q	145	TYR	CB-CG-CD1	-21.40	108.16	121.00
1	hc	154	ARG	NE-CZ-NH1	21.39	131.00	120.30
1	kh	167	ARG	NE-CZ-NH1	21.39	131.00	120.30
1	p	229	ARG	NE-CZ-NH1	21.39	130.99	120.30
1	hm	173	ARG	NE-CZ-NH1	21.38	130.99	120.30
1	lA	167	ARG	NE-CZ-NH1	21.37	130.99	120.30
1	2n	154	ARG	NE-CZ-NH2	-21.37	109.62	120.30
1	i0	229	ARG	NE-CZ-NH1	21.35	130.98	120.30
1	52	100	ARG	NE-CZ-NH2	-21.35	109.62	120.30
1	47	167	ARG	NE-CZ-NH2	-21.34	109.63	120.30
1	eb	18	ARG	NE-CZ-NH2	-21.34	109.63	120.30
1	lh	82	ARG	NE-CZ-NH1	21.33	130.96	120.30
1	ak	167	ARG	NE-CZ-NH1	21.32	130.96	120.30
1	4x	143	ARG	NE-CZ-NH1	21.31	130.96	120.30
1	hM	132	ARG	NE-CZ-NH1	21.30	130.95	120.30
1	4N	173	ARG	NE-CZ-NH1	21.29	130.95	120.30
1	6n	162	ARG	NE-CZ-NH1	21.26	130.93	120.30
1	kf	173	ARG	NE-CZ-NH2	21.25	130.93	120.30
1	i0	173	ARG	NE-CZ-NH2	-21.23	109.68	120.30
1	hV	162	ARG	NE-CZ-NH1	21.23	130.91	120.30

Continued on next page...

Continued from previous page...

Mol	Chain	Res	Type	Atoms	Z	Observed(°)	Ideal(°)
1	aP	97	ARG	NE-CZ-NH2	-21.23	109.69	120.30
1	ba	97	ARG	NE-CZ-NH1	21.21	130.90	120.30
1	bR	154	ARG	NE-CZ-NH1	21.20	130.90	120.30
1	fs	162	ARG	NE-CZ-NH1	21.19	130.90	120.30
1	5b	154	ARG	NE-CZ-NH1	21.19	130.90	120.30
1	df	100	ARG	NE-CZ-NH1	21.18	130.89	120.30
1	8l	167	ARG	NE-CZ-NH2	-21.18	109.71	120.30
1	5d	167	ARG	NE-CZ-NH1	21.15	130.88	120.30
1	hD	132	ARG	NE-CZ-NH1	21.15	130.87	120.30
1	B	82	ARG	NE-CZ-NH1	21.15	130.87	120.30
1	8A	97	ARG	NE-CZ-NH1	21.14	130.87	120.30
1	fu	229	ARG	NE-CZ-NH1	21.14	130.87	120.30
1	kB	229	ARG	NE-CZ-NH1	21.14	130.87	120.30
1	5s	167	ARG	NE-CZ-NH1	21.09	130.85	120.30
1	3o	82	ARG	NE-CZ-NH1	21.09	130.84	120.30
1	aL	100	ARG	NE-CZ-NH1	21.08	130.84	120.30
1	fk	162	ARG	NE-CZ-NH1	21.07	130.84	120.30
1	aR	167	ARG	NE-CZ-NH1	21.06	130.83	120.30
1	aq	100	ARG	NE-CZ-NH1	21.05	130.82	120.30
1	e2	18	ARG	NE-CZ-NH2	-21.03	109.78	120.30
1	fK	154	ARG	NE-CZ-NH1	21.03	130.81	120.30
1	jI	143	ARG	NE-CZ-NH1	21.02	130.81	120.30
1	af	97	ARG	NE-CZ-NH1	21.01	130.80	120.30
1	38	82	ARG	NE-CZ-NH1	20.99	130.80	120.30
1	br	97	ARG	NE-CZ-NH2	-20.98	109.81	120.30
1	48	82	ARG	NE-CZ-NH1	20.98	130.79	120.30
1	kv	132	ARG	NE-CZ-NH1	20.97	130.79	120.30
1	W	97	ARG	NE-CZ-NH2	-20.96	109.82	120.30
1	4o	100	ARG	NE-CZ-NH1	20.94	130.77	120.30
1	65	132	ARG	NE-CZ-NH2	-20.93	109.83	120.30
1	hl	143	ARG	NE-CZ-NH1	20.93	130.76	120.30
1	lq	132	ARG	NE-CZ-NH1	20.92	130.76	120.30
1	im	132	ARG	NE-CZ-NH1	20.91	130.75	120.30
1	gm	82	ARG	NE-CZ-NH1	20.91	130.75	120.30
1	9m	173	ARG	NE-CZ-NH1	20.90	130.75	120.30
1	eC	173	ARG	NE-CZ-NH1	20.90	130.75	120.30
1	9q	162	ARG	NE-CZ-NH1	20.89	130.75	120.30
1	2N	229	ARG	NE-CZ-NH1	20.87	130.74	120.30
1	ii	229	ARG	NE-CZ-NH1	20.83	130.72	120.30
1	7B	82	ARG	NE-CZ-NH1	20.82	130.71	120.30
1	dr	100	ARG	NE-CZ-NH1	20.81	130.71	120.30
1	ak	82	ARG	NE-CZ-NH2	-20.80	109.90	120.30

Continued on next page...

Continued from previous page...

Mol	Chain	Res	Type	Atoms	Z	Observed(°)	Ideal(°)
1	bL	100	ARG	NE-CZ-NH2	-20.76	109.92	120.30
1	gz	162	ARG	NE-CZ-NH2	-20.76	109.92	120.30
1	9k	162	ARG	NE-CZ-NH1	20.75	130.68	120.30
1	ic	100	ARG	NE-CZ-NH1	20.75	130.67	120.30
1	bl	82	ARG	NE-CZ-NH1	20.73	130.66	120.30
1	fk	100	ARG	NE-CZ-NH2	-20.71	109.94	120.30
1	gF	154	ARG	NE-CZ-NH1	20.70	130.65	120.30
1	fx	154	ARG	NE-CZ-NH1	20.70	130.65	120.30
1	jF	162	ARG	NE-CZ-NH2	-20.69	109.95	120.30
1	jK	167	ARG	NE-CZ-NH1	20.68	130.64	120.30
1	lB	82	ARG	NE-CZ-NH1	20.68	130.64	120.30
1	3s	164	TYR	CB-CG-CD2	-20.68	108.59	121.00
1	5q	162	ARG	NE-CZ-NH1	20.67	130.63	120.30
1	hu	154	ARG	NE-CZ-NH1	20.65	130.63	120.30
1	hk	100	ARG	NE-CZ-NH1	20.64	130.62	120.30
1	lK	162	ARG	NE-CZ-NH1	20.63	130.61	120.30
1	kV	100	ARG	NE-CZ-NH1	20.62	130.61	120.30
1	iX	154	ARG	NE-CZ-NH1	20.61	130.61	120.30
1	l	143	ARG	NE-CZ-NH1	20.61	130.60	120.30
1	ig	18	ARG	NE-CZ-NH2	-20.60	110.00	120.30
1	ei	154	ARG	NE-CZ-NH2	-20.60	110.00	120.30
1	cD	100	ARG	NE-CZ-NH1	20.59	130.60	120.30
1	9g	229	ARG	NE-CZ-NH1	20.57	130.59	120.30
1	8R	229	ARG	NE-CZ-NH1	20.57	130.59	120.30
1	3R	132	ARG	NE-CZ-NH1	20.57	130.59	120.30
1	8x	229	ARG	NE-CZ-NH2	-20.57	110.02	120.30
1	aU	162	ARG	NE-CZ-NH1	20.57	130.59	120.30
1	3Q	132	ARG	NE-CZ-NH2	-20.57	110.02	120.30
1	jD	82	ARG	NE-CZ-NH2	-20.56	110.02	120.30
1	2M	18	ARG	NE-CZ-NH1	20.56	130.58	120.30
1	fC	132	ARG	NE-CZ-NH1	20.55	130.57	120.30
1	cn	100	ARG	NE-CZ-NH1	20.55	130.57	120.30
1	fC	132	ARG	NE-CZ-NH2	-20.54	110.03	120.30
1	5o	132	ARG	NE-CZ-NH1	20.54	130.57	120.30
1	7V	97	ARG	NE-CZ-NH1	20.51	130.55	120.30
1	a4	18	ARG	NE-CZ-NH2	20.50	130.55	120.30
1	gd	229	ARG	NE-CZ-NH1	20.50	130.55	120.30
1	5i	154	ARG	NE-CZ-NH2	-20.49	110.05	120.30
1	bD	173	ARG	NE-CZ-NH1	20.49	130.55	120.30
1	k2	173	ARG	NE-CZ-NH2	-20.49	110.06	120.30
1	2n	100	ARG	NE-CZ-NH1	20.48	130.54	120.30
1	di	154	ARG	NE-CZ-NH2	20.46	130.53	120.30

Continued on next page...

Continued from previous page...

Mol	Chain	Res	Type	Atoms	Z	Observed(°)	Ideal(°)
1	1E	18	ARG	NE-CZ-NH1	20.46	130.53	120.30
1	ld	100	ARG	NE-CZ-NH1	20.45	130.53	120.30
1	3p	132	ARG	NE-CZ-NH2	-20.45	110.07	120.30
1	2p	100	ARG	NE-CZ-NH1	20.45	130.52	120.30
1	b6	154	ARG	NE-CZ-NH2	-20.45	110.08	120.30
1	gU	162	ARG	NE-CZ-NH2	-20.44	110.08	120.30
1	iT	100	ARG	NE-CZ-NH1	20.44	130.52	120.30
1	1X	173	ARG	NE-CZ-NH1	20.43	130.51	120.30
1	5g	82	ARG	NE-CZ-NH1	20.42	130.51	120.30
1	e2	18	ARG	NE-CZ-NH1	20.41	130.50	120.30
1	3g	143	ARG	NE-CZ-NH2	-20.41	110.10	120.30
1	g3	132	ARG	NE-CZ-NH1	20.40	130.50	120.30
1	bc	82	ARG	NE-CZ-NH1	20.39	130.50	120.30
1	2u	82	ARG	NE-CZ-NH1	20.39	130.50	120.30
1	6R	97	ARG	NE-CZ-NH1	20.39	130.49	120.30
1	jE	18	ARG	NE-CZ-NH1	20.39	130.49	120.30
1	3n	145	TYR	CB-CG-CD1	-20.39	108.77	121.00
1	gw	18	ARG	NE-CZ-NH1	20.38	130.49	120.30
1	cZ	173	ARG	NE-CZ-NH1	20.38	130.49	120.30
1	20	100	ARG	NE-CZ-NH1	20.38	130.49	120.30
1	kc	143	ARG	NE-CZ-NH1	20.37	130.49	120.30
1	gB	132	ARG	NE-CZ-NH1	20.37	130.48	120.30
1	it	18	ARG	NE-CZ-NH2	-20.37	110.11	120.30
1	6d	143	ARG	NE-CZ-NH1	20.34	130.47	120.30
1	9c	82	ARG	NE-CZ-NH1	20.34	130.47	120.30
1	12	132	ARG	NE-CZ-NH2	-20.34	110.13	120.30
1	3z	82	ARG	NE-CZ-NH1	20.33	130.47	120.30
1	38	167	ARG	NE-CZ-NH1	20.33	130.47	120.30
1	2S	132	ARG	NE-CZ-NH1	20.32	130.46	120.30
1	8W	229	ARG	NE-CZ-NH1	20.31	130.46	120.30
1	kz	154	ARG	NE-CZ-NH1	20.31	130.45	120.30
1	i6	100	ARG	NE-CZ-NH2	-20.31	110.15	120.30
1	5E	173	ARG	NE-CZ-NH2	20.31	130.45	120.30
1	c8	173	ARG	NE-CZ-NH1	20.30	130.45	120.30
1	6l	100	ARG	NE-CZ-NH1	20.30	130.45	120.30
1	6m	173	ARG	NE-CZ-NH1	20.27	130.44	120.30
1	3w	167	ARG	NE-CZ-NH1	20.26	130.43	120.30
1	ia	229	ARG	NE-CZ-NH2	-20.25	110.17	120.30
1	8w	162	ARG	NE-CZ-NH1	20.24	130.42	120.30
1	75	154	ARG	NE-CZ-NH2	-20.24	110.18	120.30
1	i0	167	ARG	NE-CZ-NH1	20.24	130.42	120.30
1	9J	82	ARG	NE-CZ-NH2	-20.23	110.19	120.30

Continued on next page...

Continued from previous page...

Mol	Chain	Res	Type	Atoms	Z	Observed(°)	Ideal(°)
1	cK	167	ARG	NE-CZ-NH1	20.22	130.41	120.30
1	iW	100	ARG	NE-CZ-NH1	20.21	130.41	120.30
1	bO	154	ARG	NE-CZ-NH1	20.21	130.41	120.30
1	4X	145	TYR	CB-CG-CD1	-20.21	108.88	121.00
1	Y	143	ARG	NE-CZ-NH1	20.21	130.40	120.30
1	4r	162	ARG	NE-CZ-NH1	20.20	130.40	120.30
1	1e	143	ARG	NE-CZ-NH1	20.19	130.39	120.30
1	8J	167	ARG	NE-CZ-NH1	20.16	130.38	120.30
1	hb	173	ARG	NE-CZ-NH1	20.15	130.38	120.30
1	9z	162	ARG	NE-CZ-NH1	20.14	130.37	120.30
1	84	162	ARG	NE-CZ-NH1	20.14	130.37	120.30
1	97	229	ARG	NE-CZ-NH1	20.14	130.37	120.30
1	8y	132	ARG	NE-CZ-NH2	-20.13	110.23	120.30
1	bT	97	ARG	NE-CZ-NH2	-20.13	110.23	120.30
1	dU	18	ARG	NE-CZ-NH1	20.13	130.37	120.30
1	6g	97	ARG	NE-CZ-NH2	-20.13	110.24	120.30
1	cQ	132	ARG	NE-CZ-NH1	20.12	130.36	120.30
1	6h	229	ARG	NE-CZ-NH1	20.12	130.36	120.30
1	4r	143	ARG	NE-CZ-NH1	20.11	130.36	120.30
1	e7	82	ARG	NE-CZ-NH2	-20.10	110.25	120.30
1	3T	229	ARG	NE-CZ-NH1	20.10	130.35	120.30
1	ig	154	ARG	NE-CZ-NH1	20.09	130.34	120.30
1	1S	97	ARG	NE-CZ-NH1	20.08	130.34	120.30
1	2N	97	ARG	NE-CZ-NH2	20.07	130.34	120.30
1	1R	162	ARG	NE-CZ-NH1	20.06	130.33	120.30
1	1L	173	ARG	NE-CZ-NH1	20.06	130.33	120.30
1	4Z	132	ARG	NE-CZ-NH2	-20.06	110.27	120.30
1	47	154	ARG	NE-CZ-NH1	20.05	130.33	120.30
1	54	173	ARG	NE-CZ-NH1	20.01	130.31	120.30
1	2j	154	ARG	NE-CZ-NH1	20.01	130.31	120.30
1	8Z	97	ARG	NE-CZ-NH1	19.99	130.30	120.30
1	92	154	ARG	NE-CZ-NH1	19.98	130.29	120.30
1	4v	173	ARG	NE-CZ-NH1	19.98	130.29	120.30
1	F	130	TYR	CB-CG-CD1	19.97	132.98	121.00
1	8B	162	ARG	NE-CZ-NH1	19.95	130.27	120.30
1	l	18	ARG	NE-CZ-NH1	19.95	130.27	120.30
1	hg	173	ARG	NE-CZ-NH1	19.94	130.27	120.30
1	2k	132	ARG	NE-CZ-NH1	19.93	130.27	120.30
1	cv	229	ARG	NE-CZ-NH1	19.93	130.27	120.30
1	4j	82	ARG	NE-CZ-NH2	-19.93	110.34	120.30
1	ce	229	ARG	NE-CZ-NH1	19.93	130.26	120.30
1	jz	167	ARG	NE-CZ-NH1	19.93	130.26	120.30

Continued on next page...

Continued from previous page...

Mol	Chain	Res	Type	Atoms	Z	Observed(°)	Ideal(°)
1	6B	162	ARG	NE-CZ-NH1	19.92	130.26	120.30
1	4w	82	ARG	NE-CZ-NH1	19.92	130.26	120.30
1	l7	173	ARG	NE-CZ-NH1	19.91	130.25	120.30
1	gU	162	ARG	NE-CZ-NH1	19.90	130.25	120.30
1	gb	162	ARG	NE-CZ-NH1	19.89	130.25	120.30
1	fB	154	ARG	NE-CZ-NH1	-19.89	110.35	120.30
1	gX	229	ARG	NE-CZ-NH1	19.89	130.25	120.30
1	gO	167	ARG	NE-CZ-NH2	-19.89	110.36	120.30
1	hD	132	ARG	NE-CZ-NH2	-19.89	110.36	120.30
1	6B	82	ARG	NE-CZ-NH1	19.88	130.24	120.30
1	1f	162	ARG	NE-CZ-NH1	19.88	130.24	120.30
1	1F	154	ARG	NE-CZ-NH2	-19.88	110.36	120.30
1	5X	167	ARG	NE-CZ-NH1	19.87	130.24	120.30
1	8	162	ARG	NE-CZ-NH2	-19.87	110.36	120.30
1	8p	167	ARG	NE-CZ-NH1	19.87	130.24	120.30
1	dW	154	ARG	NE-CZ-NH2	-19.87	110.36	120.30
1	k	154	ARG	NE-CZ-NH1	19.86	130.23	120.30
1	6	100	ARG	NE-CZ-NH1	19.86	130.23	120.30
1	km	229	ARG	NE-CZ-NH2	-19.86	110.37	120.30
1	2p	162	ARG	NE-CZ-NH1	19.86	130.23	120.30
1	58	18	ARG	NE-CZ-NH1	19.86	130.23	120.30
1	it	167	ARG	NE-CZ-NH1	19.85	130.23	120.30
1	j1	173	ARG	NE-CZ-NH1	19.85	130.22	120.30
1	kn	18	ARG	NE-CZ-NH1	19.85	130.22	120.30
1	4e	169	TYR	CB-CG-CD1	-19.85	109.09	121.00
1	dv	154	ARG	NE-CZ-NH1	19.85	130.22	120.30
1	ll	154	ARG	NE-CZ-NH1	19.84	130.22	120.30
1	h1	162	ARG	NE-CZ-NH1	19.84	130.22	120.30
1	f5	162	ARG	NE-CZ-NH2	-19.84	110.38	120.30
1	iU	167	ARG	NE-CZ-NH2	-19.83	110.39	120.30
1	4E	143	ARG	NE-CZ-NH1	19.82	130.21	120.30
1	10	173	ARG	NE-CZ-NH2	-19.82	110.39	120.30
1	6V	229	ARG	NE-CZ-NH1	19.81	130.20	120.30
1	hl	173	ARG	NE-CZ-NH1	19.80	130.20	120.30
1	j2	173	ARG	NE-CZ-NH1	19.80	130.20	120.30
1	fo	167	ARG	NE-CZ-NH1	19.80	130.20	120.30
1	i2	97	ARG	NE-CZ-NH1	19.80	130.20	120.30
1	35	18	ARG	NE-CZ-NH1	19.79	130.20	120.30
1	by	229	ARG	NE-CZ-NH2	-19.78	110.41	120.30
1	4B	167	ARG	NE-CZ-NH1	19.77	130.19	120.30
1	lq	97	ARG	NE-CZ-NH1	19.77	130.18	120.30
1	1T	154	ARG	NE-CZ-NH1	19.77	130.18	120.30

Continued on next page...

Continued from previous page...

Mol	Chain	Res	Type	Atoms	Z	Observed(°)	Ideal(°)
1	aZ	82	ARG	NE-CZ-NH1	19.76	130.18	120.30
1	gS	82	ARG	NE-CZ-NH2	-19.76	110.42	120.30
1	ci	143	ARG	NE-CZ-NH1	19.76	130.18	120.30
1	1e	154	ARG	NE-CZ-NH1	19.76	130.18	120.30
1	l0	173	ARG	NE-CZ-NH2	19.76	130.18	120.30
1	au	100	ARG	NE-CZ-NH2	-19.76	110.42	120.30
1	2J	173	ARG	NE-CZ-NH2	-19.75	110.42	120.30
1	5y	143	ARG	NE-CZ-NH1	19.74	130.17	120.30
1	am	132	ARG	NE-CZ-NH2	-19.73	110.43	120.30
1	eu	162	ARG	NE-CZ-NH2	-19.73	110.44	120.30
1	c6	100	ARG	NE-CZ-NH1	19.73	130.16	120.30
1	8g	143	ARG	NE-CZ-NH2	-19.73	110.44	120.30
1	ju	18	ARG	NE-CZ-NH1	19.72	130.16	120.30
1	a4	154	ARG	NE-CZ-NH1	19.72	130.16	120.30
1	7M	154	ARG	NE-CZ-NH1	19.71	130.16	120.30
1	1u	167	ARG	NE-CZ-NH2	-19.71	110.44	120.30
1	12	132	ARG	NE-CZ-NH1	19.70	130.15	120.30
1	3T	167	ARG	NE-CZ-NH2	-19.70	110.45	120.30
1	4D	154	ARG	NE-CZ-NH1	19.70	130.15	120.30
1	11	143	ARG	NE-CZ-NH1	19.69	130.15	120.30
1	jo	154	ARG	NE-CZ-NH1	19.69	130.15	120.30
1	6E	82	ARG	NE-CZ-NH1	19.69	130.14	120.30
1	5d	18	ARG	NE-CZ-NH2	-19.68	110.46	120.30
1	ft	132	ARG	NE-CZ-NH2	-19.67	110.46	120.30
1	gs	229	ARG	NE-CZ-NH1	19.67	130.13	120.30
1	2z	162	ARG	NE-CZ-NH1	19.66	130.13	120.30
1	az	167	ARG	NE-CZ-NH1	19.66	130.13	120.30
1	kF	100	ARG	NE-CZ-NH2	-19.66	110.47	120.30
1	5M	82	ARG	NE-CZ-NH2	-19.66	110.47	120.30
1	g9	97	ARG	NE-CZ-NH1	19.66	130.13	120.30
1	1D	132	ARG	NE-CZ-NH1	19.66	130.13	120.30
1	6r	100	ARG	NE-CZ-NH2	-19.66	110.47	120.30
1	9w	229	ARG	NE-CZ-NH1	19.66	130.13	120.30
1	6l	167	ARG	NE-CZ-NH1	19.64	130.12	120.30
1	7L	143	ARG	NE-CZ-NH1	19.63	130.12	120.30
1	1z	143	ARG	NE-CZ-NH1	19.63	130.11	120.30
1	12	162	ARG	NE-CZ-NH1	19.62	130.11	120.30
1	2X	143	ARG	NE-CZ-NH1	19.60	130.10	120.30
1	bq	162	ARG	NE-CZ-NH1	19.60	130.10	120.30
1	5V	229	ARG	NE-CZ-NH1	19.59	130.09	120.30
1	8b	229	ARG	NE-CZ-NH1	19.58	130.09	120.30
1	bP	82	ARG	NE-CZ-NH1	19.58	130.09	120.30

Continued on next page...

Continued from previous page...

Mol	Chain	Res	Type	Atoms	Z	Observed(°)	Ideal(°)
1	3	173	ARG	NE-CZ-NH2	-19.58	110.51	120.30
1	gS	173	ARG	NE-CZ-NH1	19.56	130.08	120.30
1	fp	18	ARG	NE-CZ-NH1	19.56	130.08	120.30
1	gd	162	ARG	NE-CZ-NH1	19.55	130.08	120.30
1	m	100	ARG	NE-CZ-NH1	19.53	130.07	120.30
1	lu	162	ARG	NE-CZ-NH1	19.53	130.06	120.30
1	4T	229	ARG	NE-CZ-NH1	19.52	130.06	120.30
1	16	162	ARG	NE-CZ-NH1	19.52	130.06	120.30
1	gF	82	ARG	NE-CZ-NH1	19.51	130.06	120.30
1	u	97	ARG	NE-CZ-NH1	19.51	130.06	120.30
1	5C	100	ARG	NE-CZ-NH2	-19.51	110.54	120.30
1	cB	82	ARG	NE-CZ-NH1	19.50	130.05	120.30
1	2i	18	ARG	NE-CZ-NH1	19.50	130.05	120.30
1	5M	82	ARG	NE-CZ-NH1	19.50	130.05	120.30
1	5x	18	ARG	NE-CZ-NH1	19.49	130.05	120.30
1	7I	18	ARG	NE-CZ-NH2	-19.49	110.55	120.30
1	52	18	ARG	NE-CZ-NH1	19.49	130.04	120.30
1	dg	82	ARG	NE-CZ-NH1	19.48	130.04	120.30
1	h8	18	ARG	NE-CZ-NH2	-19.47	110.57	120.30
1	8g	82	ARG	NE-CZ-NH1	19.46	130.03	120.30
1	hY	162	ARG	NE-CZ-NH1	19.46	130.03	120.30
1	8c	100	ARG	NE-CZ-NH1	19.46	130.03	120.30
1	ez	173	ARG	NE-CZ-NH2	-19.46	110.57	120.30
1	a4	229	ARG	NE-CZ-NH2	-19.46	110.57	120.30
1	f1	100	ARG	NE-CZ-NH2	-19.45	110.57	120.30
1	gY	167	ARG	NE-CZ-NH1	19.45	130.03	120.30
1	59	100	ARG	NE-CZ-NH1	19.45	130.03	120.30
1	7q	82	ARG	NE-CZ-NH2	-19.45	110.57	120.30
1	6D	167	ARG	NE-CZ-NH2	-19.45	110.58	120.30
1	2N	143	ARG	NE-CZ-NH1	19.43	130.02	120.30
1	hz	229	ARG	NE-CZ-NH1	19.43	130.01	120.30
1	eH	97	ARG	NE-CZ-NH1	19.43	130.01	120.30
1	43	100	ARG	NE-CZ-NH1	19.42	130.01	120.30
1	49	18	ARG	NE-CZ-NH1	19.41	130.01	120.30
1	lO	162	ARG	NE-CZ-NH1	19.41	130.01	120.30
1	hM	132	ARG	NE-CZ-NH2	-19.41	110.59	120.30
1	b7	82	ARG	NE-CZ-NH1	19.41	130.00	120.30
1	aZ	100	ARG	NE-CZ-NH2	-19.41	110.59	120.30
1	2w	167	ARG	NE-CZ-NH1	19.41	130.00	120.30
1	kQ	18	ARG	NE-CZ-NH1	19.40	130.00	120.30
1	3p	18	ARG	NE-CZ-NH2	-19.40	110.60	120.30
1	fG	82	ARG	NE-CZ-NH2	19.40	130.00	120.30

Continued on next page...

Continued from previous page...

Mol	Chain	Res	Type	Atoms	Z	Observed(°)	Ideal(°)
1	au	100	ARG	NE-CZ-NH1	19.39	130.00	120.30
1	li	167	ARG	NE-CZ-NH1	19.39	130.00	120.30
1	dX	100	ARG	NE-CZ-NH1	19.39	129.99	120.30
1	gV	154	ARG	NE-CZ-NH2	-19.38	110.61	120.30
1	i0	173	ARG	NE-CZ-NH1	19.37	129.99	120.30
1	fZ	167	ARG	NE-CZ-NH1	19.37	129.98	120.30
1	3H	167	ARG	NE-CZ-NH1	19.36	129.98	120.30
1	7q	143	ARG	NE-CZ-NH1	19.34	129.97	120.30
1	3s	173	ARG	NE-CZ-NH2	19.33	129.97	120.30
1	dQ	173	ARG	NE-CZ-NH1	19.33	129.96	120.30
1	fW	82	ARG	NE-CZ-NH1	19.30	129.95	120.30
1	l7	97	ARG	NE-CZ-NH2	-19.30	110.65	120.30
1	kW	82	ARG	NE-CZ-NH1	19.29	129.95	120.30
1	cv	97	ARG	NE-CZ-NH2	-19.29	110.66	120.30
1	t	97	ARG	NE-CZ-NH2	-19.29	110.66	120.30
1	l7	82	ARG	NE-CZ-NH1	19.29	129.94	120.30
1	bU	143	ARG	NE-CZ-NH1	19.28	129.94	120.30
1	l8	132	ARG	NE-CZ-NH1	19.27	129.93	120.30
1	hA	173	ARG	NE-CZ-NH2	-19.27	110.67	120.30
1	2g	167	ARG	NE-CZ-NH1	19.26	129.93	120.30
1	7g	97	ARG	NE-CZ-NH1	19.25	129.93	120.30
1	9e	100	ARG	NE-CZ-NH1	19.25	129.92	120.30
1	dv	229	ARG	NE-CZ-NH1	19.25	129.92	120.30
1	6C	97	ARG	NE-CZ-NH1	19.24	129.92	120.30
1	5P	97	ARG	NE-CZ-NH1	19.24	129.92	120.30
1	lj	229	ARG	NE-CZ-NH1	19.24	129.92	120.30
1	25	82	ARG	NE-CZ-NH1	19.23	129.91	120.30
1	ly	82	ARG	NE-CZ-NH1	19.23	129.91	120.30
1	fq	162	ARG	NE-CZ-NH2	-19.23	110.69	120.30
1	ea	229	ARG	NE-CZ-NH1	19.22	129.91	120.30
1	cZ	143	ARG	NE-CZ-NH1	19.22	129.91	120.30
1	2F	173	ARG	NE-CZ-NH2	-19.22	110.69	120.30
1	dr	173	ARG	NE-CZ-NH1	19.21	129.91	120.30
1	1U	167	ARG	NE-CZ-NH1	19.21	129.91	120.30
1	5T	173	ARG	NE-CZ-NH1	19.21	129.91	120.30
1	4v	143	ARG	NE-CZ-NH1	19.20	129.90	120.30
1	iD	154	ARG	NE-CZ-NH1	19.20	129.90	120.30
1	ft	229	ARG	NE-CZ-NH2	-19.20	110.70	120.30
1	im	100	ARG	NE-CZ-NH2	-19.20	110.70	120.30
1	dl	154	ARG	NE-CZ-NH1	19.20	129.90	120.30
1	k4	229	ARG	NE-CZ-NH2	-19.19	110.70	120.30
1	iN	162	ARG	NE-CZ-NH1	19.19	129.89	120.30

Continued on next page...

Continued from previous page...

Mol	Chain	Res	Type	Atoms	Z	Observed(°)	Ideal(°)
1	5y	167	ARG	NE-CZ-NH1	19.18	129.89	120.30
1	4q	100	ARG	NE-CZ-NH1	19.17	129.88	120.30
1	l	173	ARG	NE-CZ-NH2	-19.17	110.72	120.30
1	l	100	ARG	NE-CZ-NH1	19.17	129.88	120.30
1	10	97	ARG	NE-CZ-NH1	19.16	129.88	120.30
1	ft	143	ARG	NE-CZ-NH1	19.16	129.88	120.30
1	co	82	ARG	NE-CZ-NH1	19.15	129.88	120.30
1	hD	173	ARG	NE-CZ-NH1	19.15	129.88	120.30
1	j2	162	ARG	NE-CZ-NH2	-19.15	110.73	120.30
1	ds	162	ARG	NE-CZ-NH1	19.15	129.87	120.30
1	X	18	ARG	NE-CZ-NH1	19.14	129.87	120.30
1	4c	162	ARG	NE-CZ-NH2	-19.13	110.73	120.30
1	b4	82	ARG	NE-CZ-NH1	19.12	129.86	120.30
1	W	229	ARG	NE-CZ-NH1	19.12	129.86	120.30
1	g4	167	ARG	NE-CZ-NH2	-19.12	110.74	120.30
1	6F	162	ARG	NE-CZ-NH1	19.12	129.86	120.30
1	6Z	82	ARG	NE-CZ-NH1	19.11	129.86	120.30
1	72	82	ARG	NE-CZ-NH1	19.11	129.85	120.30
1	3U	154	ARG	NE-CZ-NH1	19.10	129.85	120.30
1	27	97	ARG	NE-CZ-NH1	19.10	129.85	120.30
1	iL	229	ARG	NE-CZ-NH1	19.10	129.85	120.30
1	am	100	ARG	NE-CZ-NH1	19.10	129.85	120.30
1	aY	173	ARG	NE-CZ-NH1	19.10	129.85	120.30
1	9N	143	ARG	NE-CZ-NH1	19.09	129.84	120.30
1	3g	132	ARG	NE-CZ-NH1	19.08	129.84	120.30
1	7E	132	ARG	NE-CZ-NH1	19.08	129.84	120.30
1	aZ	154	ARG	NE-CZ-NH1	19.08	129.84	120.30
1	kv	229	ARG	NE-CZ-NH1	19.08	129.84	120.30
1	jQ	167	ARG	NE-CZ-NH1	19.07	129.84	120.30
1	3F	162	ARG	NE-CZ-NH1	19.07	129.84	120.30
1	3f	154	ARG	NE-CZ-NH1	19.07	129.83	120.30
1	Y	229	ARG	NE-CZ-NH1	19.06	129.83	120.30
1	kO	229	ARG	NE-CZ-NH1	19.06	129.83	120.30
1	2P	173	ARG	NE-CZ-NH1	19.06	129.83	120.30
1	4q	132	ARG	NE-CZ-NH2	-19.06	110.77	120.30
1	6D	229	ARG	NE-CZ-NH1	19.05	129.83	120.30
1	kY	100	ARG	NE-CZ-NH2	-19.03	110.78	120.30
1	jC	143	ARG	NE-CZ-NH1	19.03	129.81	120.30
1	ld	132	ARG	NE-CZ-NH1	19.02	129.81	120.30
1	fk	132	ARG	NE-CZ-NH2	-19.02	110.79	120.30
1	s	82	ARG	NE-CZ-NH1	19.02	129.81	120.30
1	ki	162	ARG	NE-CZ-NH1	19.02	129.81	120.30

Continued on next page...

Continued from previous page...

Mol	Chain	Res	Type	Atoms	Z	Observed(°)	Ideal(°)
1	4v	145	TYR	CB-CG-CD2	-19.02	109.59	121.00
1	5g	143	ARG	NE-CZ-NH2	-19.01	110.79	120.30
1	e3	100	ARG	NE-CZ-NH2	-19.01	110.79	120.30
1	dK	18	ARG	NE-CZ-NH1	19.00	129.80	120.30
1	g1	173	ARG	NE-CZ-NH1	19.00	129.80	120.30
1	hJ	143	ARG	NE-CZ-NH2	-19.00	110.80	120.30
1	1n	167	ARG	NE-CZ-NH1	18.99	129.80	120.30
1	hM	154	ARG	NE-CZ-NH1	18.98	129.79	120.30
1	7d	143	ARG	NE-CZ-NH1	18.98	129.79	120.30
1	2m	82	ARG	NE-CZ-NH1	18.98	129.79	120.30
1	Y	173	ARG	NE-CZ-NH1	18.98	129.79	120.30
1	1w	143	ARG	NE-CZ-NH2	-18.98	110.81	120.30
1	3L	132	ARG	NE-CZ-NH2	-18.97	110.82	120.30
1	fn	97	ARG	NE-CZ-NH2	-18.97	110.81	120.30
1	ku	229	ARG	NE-CZ-NH1	18.97	129.78	120.30
1	v	167	ARG	NE-CZ-NH1	18.97	129.78	120.30
1	a	143	ARG	NE-CZ-NH1	18.96	129.78	120.30
1	9g	229	ARG	NE-CZ-NH2	-18.96	110.82	120.30
1	jd	82	ARG	NE-CZ-NH1	18.96	129.78	120.30
1	6a	82	ARG	NE-CZ-NH1	18.95	129.78	120.30
1	ap	130	TYR	CB-CG-CD1	18.95	132.37	121.00
1	au	162	ARG	NE-CZ-NH1	18.94	129.77	120.30
1	2a	82	ARG	NE-CZ-NH2	-18.94	110.83	120.30
1	80	143	ARG	NE-CZ-NH1	18.94	129.77	120.30
1	ke	82	ARG	NE-CZ-NH2	-18.94	110.83	120.30
1	5m	173	ARG	NE-CZ-NH2	-18.93	110.83	120.30
1	cJ	143	ARG	NE-CZ-NH1	18.93	129.77	120.30
1	bI	82	ARG	NE-CZ-NH1	18.93	129.76	120.30
1	l1	162	ARG	NE-CZ-NH1	18.92	129.76	120.30
1	aG	229	ARG	NE-CZ-NH1	18.92	129.76	120.30
1	k4	143	ARG	NE-CZ-NH2	-18.92	110.84	120.30
1	g7	100	ARG	NE-CZ-NH1	18.91	129.76	120.30
1	gB	167	ARG	NE-CZ-NH2	-18.91	110.85	120.30
1	7w	97	ARG	NE-CZ-NH2	18.90	129.75	120.30
1	8k	154	ARG	NE-CZ-NH2	-18.88	110.86	120.30
1	kj	18	ARG	NE-CZ-NH1	18.87	129.74	120.30
1	34	97	ARG	NE-CZ-NH2	-18.87	110.86	120.30
1	35	132	ARG	NE-CZ-NH1	18.87	129.74	120.30
1	iZ	97	ARG	NE-CZ-NH1	18.85	129.73	120.30
1	6q	162	ARG	NE-CZ-NH2	-18.85	110.87	120.30
1	cD	100	ARG	NE-CZ-NH2	-18.85	110.88	120.30
1	fQ	173	ARG	NE-CZ-NH2	-18.84	110.88	120.30

Continued on next page...

Continued from previous page...

Mol	Chain	Res	Type	Atoms	Z	Observed(°)	Ideal(°)
1	aB	162	ARG	NE-CZ-NH2	-18.84	110.88	120.30
1	jJ	97	ARG	NE-CZ-NH2	-18.83	110.88	120.30
1	7o	18	ARG	NE-CZ-NH2	-18.83	110.88	120.30
1	hy	100	ARG	NE-CZ-NH1	18.83	129.71	120.30
1	lk	97	ARG	NE-CZ-NH1	18.82	129.71	120.30
1	ec	18	ARG	NE-CZ-NH1	18.82	129.71	120.30
1	k6	97	ARG	NE-CZ-NH1	18.82	129.71	120.30
1	7n	100	ARG	NE-CZ-NH1	18.81	129.70	120.30
1	4Q	173	ARG	NE-CZ-NH1	18.80	129.70	120.30
1	2J	100	ARG	NE-CZ-NH2	-18.79	110.90	120.30
1	8T	100	ARG	NE-CZ-NH1	18.79	129.70	120.30
1	bj	97	ARG	NE-CZ-NH1	18.79	129.69	120.30
1	4E	229	ARG	NE-CZ-NH1	18.78	129.69	120.30
1	7E	100	ARG	NE-CZ-NH1	18.78	129.69	120.30
1	9z	162	ARG	NE-CZ-NH2	-18.78	110.91	120.30
1	2a	97	ARG	NE-CZ-NH2	-18.78	110.91	120.30
1	bv	229	ARG	NE-CZ-NH1	18.77	129.69	120.30
1	jf	132	ARG	NE-CZ-NH1	18.77	129.68	120.30
1	lM	132	ARG	NE-CZ-NH2	-18.77	110.92	120.30
1	5A	167	ARG	NE-CZ-NH1	18.77	129.68	120.30
1	kb	97	ARG	NE-CZ-NH2	-18.77	110.92	120.30
1	k4	229	ARG	NE-CZ-NH1	18.75	129.68	120.30
1	ld	97	ARG	NE-CZ-NH1	18.73	129.67	120.30
1	84	82	ARG	NE-CZ-NH1	18.73	129.66	120.30
1	2X	82	ARG	NE-CZ-NH1	18.72	129.66	120.30
1	ex	229	ARG	NE-CZ-NH1	18.71	129.66	120.30
1	40	167	ARG	NE-CZ-NH2	-18.71	110.95	120.30
1	68	229	ARG	NE-CZ-NH1	18.70	129.65	120.30
1	6p	100	ARG	NE-CZ-NH1	18.70	129.65	120.30
1	dk	229	ARG	NE-CZ-NH1	18.70	129.65	120.30
1	4O	154	ARG	NE-CZ-NH2	-18.70	110.95	120.30
1	eD	18	ARG	NE-CZ-NH2	18.70	129.65	120.30
1	2A	82	ARG	NE-CZ-NH1	18.69	129.65	120.30
1	1Q	229	ARG	NE-CZ-NH1	18.68	129.64	120.30
1	8K	100	ARG	NE-CZ-NH1	18.68	129.64	120.30
1	bA	229	ARG	NE-CZ-NH1	18.68	129.64	120.30
1	x	143	ARG	NE-CZ-NH1	18.68	129.64	120.30
1	hK	143	ARG	NE-CZ-NH2	-18.67	110.96	120.30
1	aO	167	ARG	NE-CZ-NH1	18.67	129.63	120.30
1	8V	143	ARG	NE-CZ-NH1	18.67	129.63	120.30
1	aQ	82	ARG	NE-CZ-NH2	-18.66	110.97	120.30
1	ff	173	ARG	NE-CZ-NH1	18.66	129.63	120.30

Continued on next page...

Continued from previous page...

Mol	Chain	Res	Type	Atoms	Z	Observed(°)	Ideal(°)
1	1R	132	ARG	NE-CZ-NH1	18.66	129.63	120.30
1	1C	162	ARG	NE-CZ-NH2	-18.65	110.97	120.30
1	kb	167	ARG	NE-CZ-NH1	18.65	129.63	120.30
1	ds	162	ARG	NE-CZ-NH2	-18.65	110.98	120.30
1	hH	154	ARG	NE-CZ-NH1	18.64	129.62	120.30
1	jU	82	ARG	NE-CZ-NH1	18.64	129.62	120.30
1	dD	167	ARG	NE-CZ-NH1	18.64	129.62	120.30
1	kH	132	ARG	NE-CZ-NH1	18.64	129.62	120.30
1	1S	167	ARG	NE-CZ-NH1	18.63	129.62	120.30
1	kh	143	ARG	NE-CZ-NH1	18.63	129.61	120.30
1	ae	162	ARG	NE-CZ-NH2	-18.63	110.99	120.30
1	6A	18	ARG	NE-CZ-NH1	18.62	129.61	120.30
1	fO	143	ARG	NE-CZ-NH2	18.62	129.61	120.30
1	dG	143	ARG	NE-CZ-NH1	18.62	129.61	120.30
1	i8	143	ARG	NE-CZ-NH1	18.61	129.61	120.30
1	4R	100	ARG	NE-CZ-NH2	-18.61	111.00	120.30
1	1Z	82	ARG	NE-CZ-NH2	-18.60	111.00	120.30
1	6f	143	ARG	NE-CZ-NH1	18.60	129.60	120.30
1	9J	82	ARG	NE-CZ-NH1	18.60	129.60	120.30
1	gC	100	ARG	NE-CZ-NH2	-18.59	111.01	120.30
1	js	145	TYR	CB-CG-CD1	18.59	132.15	121.00
1	i9	132	ARG	NE-CZ-NH1	18.58	129.59	120.30
1	6P	100	ARG	NE-CZ-NH1	18.58	129.59	120.30
1	77	100	ARG	NE-CZ-NH1	18.58	129.59	120.30
1	il	100	ARG	NE-CZ-NH2	-18.57	111.01	120.30
1	2r	97	ARG	NE-CZ-NH1	18.57	129.59	120.30
1	d3	154	ARG	NE-CZ-NH1	18.57	129.59	120.30
1	2Y	167	ARG	NE-CZ-NH1	18.57	129.58	120.30
1	lQ	167	ARG	NE-CZ-NH2	-18.56	111.02	120.30
1	7L	167	ARG	NE-CZ-NH1	18.55	129.58	120.30
1	2S	173	ARG	NE-CZ-NH1	18.55	129.57	120.30
1	3D	154	ARG	NE-CZ-NH1	18.55	129.57	120.30
1	cg	143	ARG	NE-CZ-NH1	18.55	129.57	120.30
1	3f	145	TYR	CB-CG-CD1	18.54	132.13	121.00
1	3p	18	ARG	NE-CZ-NH1	18.54	129.57	120.30
1	ag	82	ARG	NE-CZ-NH1	18.53	129.57	120.30
1	ch	97	ARG	NE-CZ-NH2	-18.53	111.03	120.30
1	6t	229	ARG	NE-CZ-NH2	-18.52	111.04	120.30
1	17	169	TYR	CB-CG-CD1	-18.52	109.89	121.00
1	c	18	ARG	NE-CZ-NH1	18.51	129.56	120.30
1	ge	18	ARG	NE-CZ-NH1	18.50	129.55	120.30
1	9c	132	ARG	NE-CZ-NH1	18.50	129.55	120.30

Continued on next page...

Continued from previous page...

Mol	Chain	Res	Type	Atoms	Z	Observed(°)	Ideal(°)
1	dl	154	ARG	NE-CZ-NH2	-18.50	111.05	120.30
1	u	173	ARG	NE-CZ-NH2	-18.50	111.05	120.30
1	71	173	ARG	NE-CZ-NH2	-18.50	111.05	120.30
1	9T	97	ARG	NE-CZ-NH1	18.49	129.55	120.30
1	lw	97	ARG	NE-CZ-NH1	18.49	129.54	120.30
1	ba	143	ARG	NE-CZ-NH1	18.49	129.54	120.30
1	9H	143	ARG	NE-CZ-NH1	18.48	129.54	120.30
1	bC	18	ARG	NE-CZ-NH1	18.48	129.54	120.30
1	fm	82	ARG	NE-CZ-NH1	18.47	129.54	120.30
1	gv	143	ARG	NE-CZ-NH1	18.47	129.53	120.30
1	jB	167	ARG	NE-CZ-NH1	18.47	129.53	120.30
1	y	173	ARG	NE-CZ-NH1	18.46	129.53	120.30
1	1Z	100	ARG	NE-CZ-NH1	18.46	129.53	120.30
1	kk	18	ARG	NE-CZ-NH2	-18.44	111.08	120.30
1	l3	162	ARG	NE-CZ-NH1	18.44	129.52	120.30
1	ac	82	ARG	NE-CZ-NH1	18.44	129.52	120.30
1	lM	162	ARG	NE-CZ-NH1	18.43	129.52	120.30
1	eu	173	ARG	NE-CZ-NH1	18.42	129.51	120.30
1	bo	162	ARG	NE-CZ-NH1	18.41	129.50	120.30
1	9m	97	ARG	NE-CZ-NH1	18.40	129.50	120.30
1	e6	132	ARG	NE-CZ-NH1	18.40	129.50	120.30
1	hX	100	ARG	NE-CZ-NH1	18.40	129.50	120.30
1	ca	173	ARG	NE-CZ-NH1	18.40	129.50	120.30
1	c6	82	ARG	NE-CZ-NH1	18.39	129.50	120.30
1	jG	167	ARG	NE-CZ-NH1	18.39	129.50	120.30
1	cX	229	ARG	NE-CZ-NH2	-18.38	111.11	120.30
1	4o	82	ARG	NE-CZ-NH1	18.38	129.49	120.30
1	am	132	ARG	NE-CZ-NH1	18.38	129.49	120.30
1	lk	82	ARG	NE-CZ-NH2	-18.38	111.11	120.30
1	bT	162	ARG	NE-CZ-NH2	18.37	129.48	120.30
1	3l	143	ARG	NE-CZ-NH1	18.37	129.48	120.30
1	cZ	169	TYR	CB-CG-CD2	18.36	132.02	121.00
1	aw	132	ARG	NE-CZ-NH2	-18.36	111.12	120.30
1	js	145	TYR	CB-CG-CD2	-18.36	109.99	121.00
1	iI	162	ARG	NE-CZ-NH2	-18.36	111.12	120.30
1	eq	167	ARG	NE-CZ-NH1	18.35	129.47	120.30
1	fy	154	ARG	NE-CZ-NH1	18.35	129.47	120.30
1	52	82	ARG	NE-CZ-NH2	-18.34	111.13	120.30
1	bt	229	ARG	NE-CZ-NH2	-18.34	111.13	120.30
1	r	97	ARG	NE-CZ-NH2	18.34	129.47	120.30
1	4l	18	ARG	NE-CZ-NH1	18.33	129.46	120.30
1	hA	162	ARG	NE-CZ-NH1	18.32	129.46	120.30

Continued on next page...

Continued from previous page...

Mol	Chain	Res	Type	Atoms	Z	Observed(°)	Ideal(°)
1	h4	97	ARG	NE-CZ-NH1	18.32	129.46	120.30
1	dq	229	ARG	NE-CZ-NH1	18.31	129.46	120.30
1	eB	143	ARG	NE-CZ-NH1	18.31	129.46	120.30
1	ey	97	ARG	NE-CZ-NH1	18.31	129.45	120.30
1	cf	229	ARG	NE-CZ-NH1	18.30	129.45	120.30
1	cK	97	ARG	NE-CZ-NH1	18.30	129.45	120.30
1	cu	100	ARG	NE-CZ-NH1	18.29	129.45	120.30
1	aa	173	ARG	NE-CZ-NH1	18.29	129.44	120.30
1	jj	154	ARG	NE-CZ-NH1	18.28	129.44	120.30
1	hn	167	ARG	NE-CZ-NH1	18.27	129.44	120.30
1	3i	132	ARG	NE-CZ-NH1	18.27	129.44	120.30
1	jA	167	ARG	NE-CZ-NH1	18.27	129.44	120.30
1	cI	100	ARG	NE-CZ-NH1	18.27	129.44	120.30
1	gB	173	ARG	NE-CZ-NH2	-18.27	111.17	120.30
1	lz	132	ARG	NE-CZ-NH1	18.27	129.43	120.30
1	bs	100	ARG	NE-CZ-NH1	18.26	129.43	120.30
1	7R	154	ARG	NE-CZ-NH1	18.25	129.43	120.30
1	jo	162	ARG	NE-CZ-NH2	-18.25	111.18	120.30
1	k3	132	ARG	NE-CZ-NH2	-18.24	111.18	120.30
1	2l	229	ARG	NE-CZ-NH1	18.23	129.42	120.30
1	P	143	ARG	NE-CZ-NH2	-18.23	111.19	120.30
1	75	173	ARG	NE-CZ-NH2	-18.23	111.19	120.30
1	9s	97	ARG	NE-CZ-NH1	18.23	129.41	120.30
1	5I	132	ARG	NE-CZ-NH1	18.23	129.41	120.30
1	9y	154	ARG	NE-CZ-NH2	-18.23	111.19	120.30
1	aM	82	ARG	NE-CZ-NH1	18.22	129.41	120.30
1	j	229	ARG	NE-CZ-NH1	18.21	129.41	120.30
1	5h	229	ARG	NE-CZ-NH1	18.21	129.41	120.30
1	1x	229	ARG	NE-CZ-NH1	18.21	129.40	120.30
1	8h	229	ARG	NE-CZ-NH1	18.20	129.40	120.30
1	lJ	167	ARG	NE-CZ-NH1	18.20	129.40	120.30
1	78	162	ARG	NE-CZ-NH1	18.20	129.40	120.30
1	gT	167	ARG	NE-CZ-NH1	18.19	129.40	120.30
1	8h	82	ARG	NE-CZ-NH2	-18.19	111.20	120.30
1	66	162	ARG	NE-CZ-NH1	18.19	129.40	120.30
1	4M	100	ARG	NE-CZ-NH1	18.19	129.39	120.30
1	9O	18	ARG	NE-CZ-NH2	-18.19	111.21	120.30
1	fm	162	ARG	NE-CZ-NH2	-18.19	111.21	120.30
1	9h	82	ARG	NE-CZ-NH2	-18.19	111.21	120.30
1	ca	173	ARG	NE-CZ-NH2	-18.18	111.21	120.30
1	fg	132	ARG	NE-CZ-NH1	18.18	129.39	120.30
1	3q	97	ARG	NE-CZ-NH2	-18.17	111.21	120.30

Continued on next page...

Continued from previous page...

Mol	Chain	Res	Type	Atoms	Z	Observed(°)	Ideal(°)
1	da	18	ARG	NE-CZ-NH1	18.17	129.38	120.30
1	3A	143	ARG	NE-CZ-NH1	18.16	129.38	120.30
1	1k	97	ARG	NE-CZ-NH1	18.16	129.38	120.30
1	eW	100	ARG	NE-CZ-NH1	18.16	129.38	120.30
1	5E	132	ARG	NE-CZ-NH1	18.16	129.38	120.30
1	fE	173	ARG	NE-CZ-NH1	18.16	129.38	120.30
1	gg	167	ARG	NE-CZ-NH2	-18.15	111.22	120.30
1	io	167	ARG	NE-CZ-NH2	-18.15	111.22	120.30
1	8r	167	ARG	NE-CZ-NH1	18.15	129.38	120.30
1	d9	173	ARG	NE-CZ-NH1	18.14	129.37	120.30
1	jk	82	ARG	NE-CZ-NH2	-18.14	111.23	120.30
1	dk	18	ARG	NE-CZ-NH1	18.14	129.37	120.30
1	e0	162	ARG	NE-CZ-NH1	18.14	129.37	120.30
1	gf	97	ARG	NE-CZ-NH2	-18.14	111.23	120.30
1	i	162	ARG	NE-CZ-NH2	-18.14	111.23	120.30
1	6j	154	ARG	NE-CZ-NH1	18.13	129.37	120.30
1	lB	97	ARG	NE-CZ-NH1	18.12	129.36	120.30
1	gV	162	ARG	NE-CZ-NH2	-18.11	111.24	120.30
1	7M	167	ARG	NE-CZ-NH1	18.11	129.36	120.30
1	iR	173	ARG	NE-CZ-NH2	-18.10	111.25	120.30
1	3a	167	ARG	NE-CZ-NH1	18.10	129.35	120.30
1	jk	167	ARG	NE-CZ-NH2	-18.10	111.25	120.30
1	ej	154	ARG	NE-CZ-NH2	-18.10	111.25	120.30
1	hN	229	ARG	NE-CZ-NH1	18.09	129.35	120.30
1	F	130	TYR	CB-CG-CD2	-18.09	110.14	121.00
1	7n	154	ARG	NE-CZ-NH1	18.09	129.35	120.30
1	hF	97	ARG	NE-CZ-NH2	-18.09	111.26	120.30
1	1L	167	ARG	NE-CZ-NH1	18.09	129.34	120.30
1	im	173	ARG	NE-CZ-NH1	18.09	129.34	120.30
1	2p	167	ARG	NE-CZ-NH1	18.09	129.34	120.30
1	7G	18	ARG	NE-CZ-NH1	18.09	129.34	120.30
1	73	154	ARG	NE-CZ-NH2	-18.08	111.26	120.30
1	9V	82	ARG	NE-CZ-NH1	18.08	129.34	120.30
1	iQ	100	ARG	NE-CZ-NH1	18.07	129.34	120.30
1	4k	100	ARG	NE-CZ-NH1	18.07	129.34	120.30
1	V	162	ARG	NE-CZ-NH1	18.07	129.34	120.30
1	hs	82	ARG	NE-CZ-NH2	-18.07	111.26	120.30
1	f7	167	ARG	NE-CZ-NH1	18.07	129.33	120.30
1	dp	97	ARG	NE-CZ-NH1	18.07	129.33	120.30
1	lI	162	ARG	NE-CZ-NH1	18.06	129.33	120.30
1	8X	100	ARG	NE-CZ-NH1	18.06	129.33	120.30
1	7s	18	ARG	NE-CZ-NH1	18.06	129.33	120.30

Continued on next page...

Continued from previous page...

Mol	Chain	Res	Type	Atoms	Z	Observed(°)	Ideal(°)
1	k2	173	ARG	NE-CZ-NH1	18.05	129.33	120.30
1	9I	229	ARG	NE-CZ-NH2	-18.05	111.28	120.30
1	jB	154	ARG	NE-CZ-NH2	-18.04	111.28	120.30
1	jE	143	ARG	NE-CZ-NH1	18.04	129.32	120.30
1	6K	154	ARG	NE-CZ-NH2	18.04	129.32	120.30
1	3s	167	ARG	NE-CZ-NH2	-18.04	111.28	120.30
1	49	100	ARG	NE-CZ-NH1	18.04	129.32	120.30
1	dD	143	ARG	NE-CZ-NH1	18.04	129.32	120.30
1	86	167	ARG	NE-CZ-NH1	18.04	129.32	120.30
1	7j	154	ARG	NE-CZ-NH1	18.03	129.32	120.30
1	2B	132	ARG	NE-CZ-NH1	18.03	129.31	120.30
1	8A	162	ARG	NE-CZ-NH1	18.03	129.31	120.30
1	dF	162	ARG	NE-CZ-NH1	18.02	129.31	120.30
1	f5	229	ARG	NE-CZ-NH1	18.02	129.31	120.30
1	3R	143	ARG	NE-CZ-NH1	18.02	129.31	120.30
1	jE	162	ARG	NE-CZ-NH1	18.02	129.31	120.30
1	3I	97	ARG	NE-CZ-NH1	18.02	129.31	120.30
1	lg	173	ARG	NE-CZ-NH2	-18.01	111.29	120.30
1	dQ	154	ARG	NE-CZ-NH1	18.01	129.31	120.30
1	7v	162	ARG	NE-CZ-NH1	18.01	129.31	120.30
1	cp	132	ARG	NE-CZ-NH1	18.01	129.30	120.30
1	5	132	ARG	NE-CZ-NH1	18.00	129.30	120.30
1	j3	143	ARG	NE-CZ-NH1	18.00	129.30	120.30
1	dx	100	ARG	NE-CZ-NH2	-17.99	111.31	120.30
1	lz	82	ARG	NE-CZ-NH1	17.99	129.29	120.30
1	ij	143	ARG	NE-CZ-NH2	17.99	129.29	120.30
1	js	167	ARG	NE-CZ-NH2	-17.98	111.31	120.30
1	lB	229	ARG	NE-CZ-NH1	17.98	129.29	120.30
1	4g	100	ARG	NE-CZ-NH1	17.98	129.29	120.30
1	aA	100	ARG	NE-CZ-NH2	-17.98	111.31	120.30
1	g3	82	ARG	NE-CZ-NH1	17.98	129.29	120.30
1	lE	97	ARG	NE-CZ-NH2	-17.97	111.31	120.30
1	3c	173	ARG	NE-CZ-NH1	17.97	129.28	120.30
1	7J	100	ARG	NE-CZ-NH2	-17.94	111.33	120.30
1	cR	229	ARG	NE-CZ-NH2	-17.94	111.33	120.30
1	b8	143	ARG	NE-CZ-NH1	17.94	129.27	120.30
1	eT	167	ARG	NE-CZ-NH1	17.93	129.26	120.30
1	bP	162	ARG	NE-CZ-NH2	-17.92	111.34	120.30
1	B	167	ARG	NE-CZ-NH2	17.92	129.26	120.30
1	5Y	97	ARG	NE-CZ-NH2	17.92	129.26	120.30
1	lz	154	ARG	NE-CZ-NH1	17.91	129.26	120.30
1	5x	100	ARG	NE-CZ-NH1	17.91	129.26	120.30

Continued on next page...

Continued from previous page...

Mol	Chain	Res	Type	Atoms	Z	Observed(°)	Ideal(°)
1	iK	162	ARG	NE-CZ-NH2	-17.91	111.34	120.30
1	cY	100	ARG	NE-CZ-NH1	17.91	129.26	120.30
1	A	143	ARG	NE-CZ-NH1	17.91	129.26	120.30
1	cs	167	ARG	NE-CZ-NH1	17.91	129.25	120.30
1	4A	173	ARG	NE-CZ-NH1	17.91	129.25	120.30
1	3z	173	ARG	NE-CZ-NH1	17.89	129.25	120.30
1	7Y	173	ARG	NE-CZ-NH1	17.89	129.25	120.30
1	57	162	ARG	NE-CZ-NH1	17.89	129.25	120.30
1	jY	162	ARG	NE-CZ-NH1	17.89	129.24	120.30
1	1Y	154	ARG	NE-CZ-NH2	-17.88	111.36	120.30
1	kv	132	ARG	NE-CZ-NH2	-17.88	111.36	120.30
1	3d	143	ARG	NE-CZ-NH2	-17.88	111.36	120.30
1	9Q	143	ARG	NE-CZ-NH2	-17.87	111.36	120.30
1	9K	143	ARG	NE-CZ-NH2	-17.87	111.36	120.30
1	jU	167	ARG	NE-CZ-NH2	-17.87	111.36	120.30
1	cv	97	ARG	NE-CZ-NH1	17.87	129.23	120.30
1	7	167	ARG	NE-CZ-NH1	17.87	129.23	120.30
1	11	143	ARG	NE-CZ-NH2	-17.87	111.37	120.30
1	he	100	ARG	NE-CZ-NH1	17.86	129.23	120.30
1	4i	82	ARG	NE-CZ-NH1	17.86	129.23	120.30
1	S	162	ARG	NE-CZ-NH1	17.86	129.23	120.30
1	di	173	ARG	NE-CZ-NH2	-17.85	111.37	120.30
1	1L	100	ARG	NE-CZ-NH1	17.85	129.23	120.30
1	jO	167	ARG	NE-CZ-NH1	17.85	129.22	120.30
1	ds	97	ARG	NE-CZ-NH2	-17.85	111.38	120.30
1	51	154	ARG	NE-CZ-NH2	-17.85	111.38	120.30
1	7f	173	ARG	NE-CZ-NH2	-17.84	111.38	120.30
1	gH	100	ARG	NE-CZ-NH2	-17.84	111.38	120.30
1	jm	169	TYR	CB-CG-CD1	17.84	131.71	121.00
1	1K	97	ARG	NE-CZ-NH2	-17.84	111.38	120.30
1	kr	173	ARG	NE-CZ-NH1	17.84	129.22	120.30
1	9a	167	ARG	NE-CZ-NH1	17.84	129.22	120.30
1	6D	173	ARG	NE-CZ-NH2	-17.83	111.38	120.30
1	9J	173	ARG	NE-CZ-NH1	17.83	129.22	120.30
1	kg	100	ARG	NE-CZ-NH1	17.83	129.22	120.30
1	fl	154	ARG	NE-CZ-NH1	17.83	129.21	120.30
1	Q	143	ARG	NE-CZ-NH1	17.83	129.21	120.30
1	9F	167	ARG	NE-CZ-NH1	17.83	129.21	120.30
1	3o	154	ARG	NE-CZ-NH1	17.82	129.21	120.30
1	dQ	18	ARG	NE-CZ-NH1	17.82	129.21	120.30
1	l	18	ARG	NE-CZ-NH2	-17.82	111.39	120.30
1	ga	229	ARG	NE-CZ-NH1	17.81	129.21	120.30

Continued on next page...

Continued from previous page...

Mol	Chain	Res	Type	Atoms	Z	Observed(°)	Ideal(°)
1	c0	167	ARG	NE-CZ-NH1	17.81	129.21	120.30
1	ee	173	ARG	NE-CZ-NH1	17.81	129.21	120.30
1	lJ	18	ARG	NE-CZ-NH1	17.81	129.20	120.30
1	hQ	143	ARG	NE-CZ-NH2	-17.80	111.40	120.30
1	gi	97	ARG	NE-CZ-NH1	17.80	129.20	120.30
1	el	229	ARG	NE-CZ-NH1	17.79	129.20	120.30
1	7c	229	ARG	NE-CZ-NH1	17.79	129.19	120.30
1	2y	82	ARG	NE-CZ-NH1	17.78	129.19	120.30
1	96	100	ARG	NE-CZ-NH1	17.78	129.19	120.30
1	4i	82	ARG	NE-CZ-NH2	-17.77	111.41	120.30
1	Q	143	ARG	NE-CZ-NH2	-17.77	111.41	120.30
1	fS	229	ARG	NE-CZ-NH2	-17.77	111.42	120.30
1	74	97	ARG	NE-CZ-NH2	-17.77	111.42	120.30
1	gq	18	ARG	NE-CZ-NH1	17.76	129.18	120.30
1	6K	143	ARG	NE-CZ-NH1	17.76	129.18	120.30
1	K	132	ARG	NE-CZ-NH1	17.76	129.18	120.30
1	3K	154	ARG	NE-CZ-NH1	17.76	129.18	120.30
1	5V	173	ARG	NE-CZ-NH2	-17.76	111.42	120.30
1	3R	162	ARG	NE-CZ-NH1	17.76	129.18	120.30
1	ai	82	ARG	NE-CZ-NH2	-17.76	111.42	120.30
1	d3	173	ARG	NE-CZ-NH1	17.76	129.18	120.30
1	kJ	229	ARG	NE-CZ-NH1	17.76	129.18	120.30
1	gn	162	ARG	NE-CZ-NH1	17.75	129.18	120.30
1	3f	229	ARG	NE-CZ-NH2	-17.75	111.42	120.30
1	1c	162	ARG	NE-CZ-NH1	17.75	129.18	120.30
1	k1	18	ARG	NE-CZ-NH2	17.75	129.17	120.30
1	4c	173	ARG	NE-CZ-NH2	-17.75	111.43	120.30
1	ag	18	ARG	NE-CZ-NH1	17.75	129.17	120.30
1	37	167	ARG	NE-CZ-NH1	17.75	129.17	120.30
1	aV	154	ARG	NE-CZ-NH1	17.73	129.17	120.30
1	bn	100	ARG	NE-CZ-NH1	17.73	129.17	120.30
1	5K	229	ARG	NE-CZ-NH1	17.73	129.17	120.30
1	5K	18	ARG	NE-CZ-NH2	-17.73	111.43	120.30
1	51	82	ARG	NE-CZ-NH1	17.73	129.16	120.30
1	kl	229	ARG	NE-CZ-NH1	17.72	129.16	120.30
1	jD	154	ARG	NE-CZ-NH2	-17.72	111.44	120.30
1	2s	100	ARG	NE-CZ-NH2	-17.72	111.44	120.30
1	Z	162	ARG	NE-CZ-NH2	-17.71	111.44	120.30
1	1p	229	ARG	NE-CZ-NH1	17.71	129.16	120.30
1	fP	143	ARG	NE-CZ-NH2	-17.71	111.44	120.30
1	64	100	ARG	NE-CZ-NH1	17.71	129.15	120.30
1	jZ	143	ARG	NE-CZ-NH2	-17.70	111.45	120.30

Continued on next page...

Continued from previous page...

Mol	Chain	Res	Type	Atoms	Z	Observed(°)	Ideal(°)
1	5m	145	TYR	CB-CG-CD2	17.70	131.62	121.00
1	aQ	97	ARG	NE-CZ-NH1	17.69	129.15	120.30
1	hN	100	ARG	NE-CZ-NH1	17.69	129.15	120.30
1	cy	18	ARG	NE-CZ-NH1	17.69	129.15	120.30
1	8R	229	ARG	NE-CZ-NH2	-17.69	111.46	120.30
1	aA	132	ARG	NE-CZ-NH1	17.69	129.14	120.30
1	3I	132	ARG	NE-CZ-NH1	17.68	129.14	120.30
1	hi	18	ARG	NE-CZ-NH1	17.68	129.14	120.30
1	dY	164	TYR	CB-CG-CD1	-17.68	110.39	121.00
1	3A	167	ARG	NE-CZ-NH2	-17.68	111.46	120.30
1	8z	82	ARG	NE-CZ-NH2	-17.68	111.46	120.30
1	ae	162	ARG	NE-CZ-NH1	17.68	129.14	120.30
1	gQ	154	ARG	NE-CZ-NH1	17.67	129.14	120.30
1	8U	132	ARG	NE-CZ-NH2	-17.67	111.47	120.30
1	6j	173	ARG	NE-CZ-NH1	17.66	129.13	120.30
1	93	82	ARG	NE-CZ-NH1	17.66	129.13	120.30
1	al	173	ARG	NE-CZ-NH1	17.66	129.13	120.30
1	ga	97	ARG	NE-CZ-NH1	17.66	129.13	120.30
1	gd	97	ARG	NE-CZ-NH1	17.66	129.13	120.30
1	kG	32	PHE	CB-CG-CD1	-17.66	108.44	120.80
1	bv	169	TYR	CB-CG-CD1	-17.66	110.41	121.00
1	jo	173	ARG	NE-CZ-NH2	-17.65	111.47	120.30
1	73	173	ARG	NE-CZ-NH2	17.65	129.13	120.30
1	J	18	ARG	NE-CZ-NH1	17.65	129.13	120.30
1	bW	82	ARG	NE-CZ-NH2	-17.65	111.47	120.30
1	lB	162	ARG	NE-CZ-NH1	17.65	129.12	120.30
1	cD	229	ARG	NE-CZ-NH2	17.64	129.12	120.30
1	2g	229	ARG	NE-CZ-NH1	17.64	129.12	120.30
1	9y	18	ARG	NE-CZ-NH2	-17.64	111.48	120.30
1	hi	229	ARG	NE-CZ-NH1	17.64	129.12	120.30
1	9T	229	ARG	NE-CZ-NH1	17.64	129.12	120.30
1	b4	154	ARG	NE-CZ-NH2	-17.64	111.48	120.30
1	go	18	ARG	NE-CZ-NH1	17.63	129.12	120.30
1	7e	167	ARG	NE-CZ-NH1	17.63	129.12	120.30
1	ce	97	ARG	NE-CZ-NH1	17.63	129.12	120.30
1	I	130	TYR	CB-CG-CD1	-17.62	110.42	121.00
1	j4	162	ARG	NE-CZ-NH2	-17.62	111.49	120.30
1	d8	154	ARG	NE-CZ-NH1	17.62	129.11	120.30
1	1k	162	ARG	NE-CZ-NH1	17.61	129.11	120.30
1	5v	100	ARG	NE-CZ-NH1	17.61	129.11	120.30
1	2R	143	ARG	NE-CZ-NH1	17.61	129.11	120.30
1	e3	100	ARG	NE-CZ-NH1	17.61	129.10	120.30

Continued on next page...

Continued from previous page...

Mol	Chain	Res	Type	Atoms	Z	Observed(°)	Ideal(°)
1	6I	18	ARG	NE-CZ-NH1	17.60	129.10	120.30
1	7d	154	ARG	NE-CZ-NH1	17.60	129.10	120.30
1	ag	100	ARG	NE-CZ-NH1	17.60	129.10	120.30
1	gG	162	ARG	NE-CZ-NH1	17.60	129.10	120.30
1	hw	173	ARG	NE-CZ-NH1	17.60	129.10	120.30
1	5I	173	ARG	NE-CZ-NH1	17.60	129.10	120.30
1	j7	173	ARG	NE-CZ-NH1	17.59	129.10	120.30
1	gG	82	ARG	NE-CZ-NH2	-17.59	111.50	120.30
1	ie	82	ARG	NE-CZ-NH1	17.58	129.09	120.30
1	lh	162	ARG	NE-CZ-NH1	17.58	129.09	120.30
1	ih	132	ARG	NE-CZ-NH1	17.58	129.09	120.30
1	5E	97	ARG	NE-CZ-NH2	-17.58	111.51	120.30
1	iI	132	ARG	NE-CZ-NH1	17.57	129.09	120.30
1	1L	154	ARG	NE-CZ-NH2	-17.57	111.51	120.30
1	iR	154	ARG	NE-CZ-NH1	17.57	129.09	120.30
1	gg	97	ARG	NE-CZ-NH2	-17.56	111.52	120.30
1	95	130	TYR	CB-CG-CD2	-17.56	110.46	121.00
1	iQ	162	ARG	NE-CZ-NH1	17.56	129.08	120.30
1	eX	82	ARG	NE-CZ-NH1	17.56	129.08	120.30
1	4t	97	ARG	NE-CZ-NH1	17.55	129.07	120.30
1	kN	97	ARG	NE-CZ-NH1	17.54	129.07	120.30
1	dw	167	ARG	NE-CZ-NH2	-17.54	111.53	120.30
1	hu	229	ARG	NE-CZ-NH1	17.54	129.07	120.30
1	1S	40	PHE	CB-CG-CD1	-17.54	108.53	120.80
1	lf	173	ARG	NE-CZ-NH1	17.53	129.07	120.30
1	hp	100	ARG	NE-CZ-NH1	17.53	129.06	120.30
1	dk	18	ARG	NE-CZ-NH2	-17.53	111.53	120.30
1	5q	154	ARG	NE-CZ-NH1	17.52	129.06	120.30
1	jL	97	ARG	NE-CZ-NH1	17.52	129.06	120.30
1	1R	162	ARG	NE-CZ-NH2	-17.52	111.54	120.30
1	cV	132	ARG	NE-CZ-NH1	17.52	129.06	120.30
1	7S	100	ARG	NE-CZ-NH1	17.52	129.06	120.30
1	l9	100	ARG	NE-CZ-NH2	-17.52	111.54	120.30
1	aP	132	ARG	NE-CZ-NH2	-17.52	111.54	120.30
1	2I	162	ARG	NE-CZ-NH1	17.52	129.06	120.30
1	aw	167	ARG	NE-CZ-NH1	17.52	129.06	120.30
1	kb	132	ARG	NE-CZ-NH1	17.51	129.06	120.30
1	6S	154	ARG	NE-CZ-NH1	17.51	129.06	120.30
1	4i	145	TYR	CB-CG-CD2	-17.51	110.49	121.00
1	k5	82	ARG	NE-CZ-NH1	17.51	129.05	120.30
1	l8	167	ARG	NE-CZ-NH2	17.51	129.05	120.30
1	9a	97	ARG	NE-CZ-NH1	17.51	129.05	120.30

Continued on next page...

Continued from previous page...

Mol	Chain	Res	Type	Atoms	Z	Observed(°)	Ideal(°)
1	2l	162	ARG	NE-CZ-NH1	17.50	129.05	120.30
1	iI	82	ARG	NE-CZ-NH2	-17.50	111.55	120.30
1	dq	132	ARG	NE-CZ-NH1	17.50	129.05	120.30
1	a2	143	ARG	NE-CZ-NH2	17.50	129.05	120.30
1	cL	18	ARG	NE-CZ-NH2	-17.50	111.55	120.30
1	fr	173	ARG	NE-CZ-NH1	17.50	129.05	120.30
1	40	143	ARG	NE-CZ-NH1	17.50	129.05	120.30
1	aV	97	ARG	NE-CZ-NH1	17.50	129.05	120.30
1	hh	100	ARG	NE-CZ-NH2	-17.49	111.55	120.30
1	kF	229	ARG	NE-CZ-NH1	17.49	129.05	120.30
1	15	162	ARG	NE-CZ-NH1	17.49	129.05	120.30
1	jc	154	ARG	NE-CZ-NH1	17.49	129.04	120.30
1	dB	132	ARG	NE-CZ-NH2	-17.49	111.56	120.30
1	kT	82	ARG	NE-CZ-NH1	17.48	129.04	120.30
1	i3	100	ARG	NE-CZ-NH1	17.47	129.04	120.30
1	1H	162	ARG	NE-CZ-NH1	17.47	129.04	120.30
1	ap	130	TYR	CB-CG-CD2	-17.47	110.52	121.00
1	gx	82	ARG	NE-CZ-NH1	17.47	129.03	120.30
1	b0	82	ARG	NE-CZ-NH1	17.47	129.03	120.30
1	3N	82	ARG	NE-CZ-NH1	17.46	129.03	120.30
1	S	162	ARG	NE-CZ-NH2	-17.46	111.57	120.30
1	1U	162	ARG	NE-CZ-NH1	17.46	129.03	120.30
1	aD	162	ARG	NE-CZ-NH1	17.46	129.03	120.30
1	63	173	ARG	NE-CZ-NH1	17.45	129.03	120.30
1	gT	143	ARG	NE-CZ-NH1	17.45	129.02	120.30
1	ll	18	ARG	NE-CZ-NH1	17.45	129.02	120.30
1	34	100	ARG	NE-CZ-NH1	17.45	129.02	120.30
1	1X	82	ARG	NE-CZ-NH2	-17.44	111.58	120.30
1	kg	154	ARG	NE-CZ-NH1	17.44	129.02	120.30
1	c7	173	ARG	NE-CZ-NH1	17.44	129.02	120.30
1	4e	82	ARG	NE-CZ-NH2	-17.43	111.58	120.30
1	bU	97	ARG	NE-CZ-NH1	17.43	129.01	120.30
1	9G	82	ARG	NE-CZ-NH1	17.43	129.01	120.30
1	6M	18	ARG	NE-CZ-NH2	-17.42	111.59	120.30
1	lB	167	ARG	NE-CZ-NH2	-17.42	111.59	120.30
1	bP	162	ARG	NE-CZ-NH1	17.42	129.01	120.30
1	2B	162	ARG	NE-CZ-NH1	17.41	129.00	120.30
1	7d	229	ARG	NE-CZ-NH2	-17.41	111.60	120.30
1	d4	132	ARG	NE-CZ-NH1	17.41	129.00	120.30
1	4H	143	ARG	NE-CZ-NH2	-17.40	111.60	120.30
1	59	18	ARG	NE-CZ-NH1	17.40	129.00	120.30
1	5	143	ARG	NE-CZ-NH1	17.40	129.00	120.30

Continued on next page...

Continued from previous page...

Mol	Chain	Res	Type	Atoms	Z	Observed(°)	Ideal(°)
1	1Q	229	ARG	NE-CZ-NH2	-17.39	111.61	120.30
1	5G	229	ARG	NE-CZ-NH1	17.39	128.99	120.30
1	bh	100	ARG	NE-CZ-NH2	-17.39	111.61	120.30
1	l	143	ARG	NE-CZ-NH2	-17.39	111.61	120.30
1	9Z	97	ARG	NE-CZ-NH1	17.38	128.99	120.30
1	ld	18	ARG	NE-CZ-NH1	17.38	128.99	120.30
1	e2	162	ARG	NE-CZ-NH1	17.38	128.99	120.30
1	fG	97	ARG	NE-CZ-NH1	17.38	128.99	120.30
1	6G	97	ARG	NE-CZ-NH2	-17.36	111.62	120.30
1	P	167	ARG	NE-CZ-NH1	17.36	128.98	120.30
1	5O	173	ARG	NE-CZ-NH2	-17.36	111.62	120.30
1	ly	154	ARG	NE-CZ-NH1	17.36	128.98	120.30
1	l2	97	ARG	NE-CZ-NH1	17.36	128.98	120.30
1	kz	143	ARG	NE-CZ-NH1	17.36	128.98	120.30
1	bl	143	ARG	NE-CZ-NH1	17.35	128.98	120.30
1	k1	229	ARG	NE-CZ-NH1	17.35	128.98	120.30
1	iU	154	ARG	NE-CZ-NH1	17.35	128.97	120.30
1	3s	97	ARG	NE-CZ-NH1	17.34	128.97	120.30
1	ff	167	ARG	NE-CZ-NH1	17.34	128.97	120.30
1	7e	173	ARG	NE-CZ-NH2	-17.34	111.63	120.30
1	hI	162	ARG	NE-CZ-NH2	-17.34	111.63	120.30
1	j0	82	ARG	NE-CZ-NH1	17.34	128.97	120.30
1	aG	132	ARG	NE-CZ-NH1	17.34	128.97	120.30
1	i	167	ARG	NE-CZ-NH2	-17.34	111.63	120.30
1	cn	82	ARG	NE-CZ-NH1	17.33	128.97	120.30
1	8s	82	ARG	NE-CZ-NH1	17.33	128.96	120.30
1	m	97	ARG	NE-CZ-NH1	17.33	128.97	120.30
1	hp	162	ARG	NE-CZ-NH2	-17.33	111.64	120.30
1	3Y	143	ARG	NE-CZ-NH1	17.33	128.96	120.30
1	5f	143	ARG	NE-CZ-NH2	-17.33	111.64	120.30
1	9W	167	ARG	NE-CZ-NH1	17.32	128.96	120.30
1	ll	167	ARG	NE-CZ-NH2	-17.31	111.64	120.30
1	go	97	ARG	NE-CZ-NH1	17.31	128.96	120.30
1	ec	229	ARG	NE-CZ-NH1	17.31	128.95	120.30
1	ci	162	ARG	NE-CZ-NH1	17.30	128.95	120.30
1	hq	162	ARG	NE-CZ-NH1	17.30	128.95	120.30
1	kl	162	ARG	NE-CZ-NH1	17.30	128.95	120.30
1	48	167	ARG	NE-CZ-NH2	-17.29	111.65	120.30
1	iO	82	ARG	NE-CZ-NH2	-17.29	111.66	120.30
1	10	132	ARG	NE-CZ-NH2	-17.29	111.66	120.30
1	hn	154	ARG	NE-CZ-NH2	-17.29	111.66	120.30
1	3P	162	ARG	NE-CZ-NH1	17.29	128.94	120.30

Continued on next page...

Continued from previous page...

Mol	Chain	Res	Type	Atoms	Z	Observed(°)	Ideal(°)
1	8O	100	ARG	NE-CZ-NH1	17.28	128.94	120.30
1	6j	173	ARG	NE-CZ-NH2	-17.28	111.66	120.30
1	9m	163	ASP	CB-CG-OD2	17.28	133.85	118.30
1	5M	173	ARG	NE-CZ-NH2	-17.27	111.66	120.30
1	e3	154	ARG	NE-CZ-NH1	17.27	128.94	120.30
1	87	100	ARG	NE-CZ-NH2	-17.27	111.66	120.30
1	lA	132	ARG	NE-CZ-NH2	-17.27	111.67	120.30
1	j2	162	ARG	NE-CZ-NH1	17.27	128.93	120.30
1	16	229	ARG	NE-CZ-NH1	17.27	128.93	120.30
1	kr	18	ARG	NE-CZ-NH1	17.26	128.93	120.30
1	5c	154	ARG	NE-CZ-NH1	17.26	128.93	120.30
1	6p	82	ARG	NE-CZ-NH1	17.26	128.93	120.30
1	9V	167	ARG	NE-CZ-NH1	17.26	128.93	120.30
1	iC	154	ARG	NE-CZ-NH2	-17.26	111.67	120.30
1	ex	167	ARG	NE-CZ-NH1	17.26	128.93	120.30
1	8H	100	ARG	NE-CZ-NH1	17.25	128.92	120.30
1	ky	97	ARG	NE-CZ-NH2	-17.24	111.68	120.30
1	4v	100	ARG	NE-CZ-NH1	17.24	128.92	120.30
1	z	145	TYR	CB-CG-CD2	-17.24	110.66	121.00
1	en	18	ARG	NE-CZ-NH2	-17.23	111.68	120.30
1	90	154	ARG	NE-CZ-NH2	-17.23	111.68	120.30
1	U	18	ARG	NE-CZ-NH2	-17.23	111.68	120.30
1	8b	18	ARG	NE-CZ-NH1	17.23	128.91	120.30
1	iz	130	TYR	CB-CG-CD2	-17.23	110.66	121.00
1	80	97	ARG	NE-CZ-NH1	17.22	128.91	120.30
1	4q	145	TYR	CB-CG-CD2	17.22	131.33	121.00
1	R	167	ARG	NE-CZ-NH1	17.22	128.91	120.30
1	3c	97	ARG	NE-CZ-NH1	17.22	128.91	120.30
1	lo	154	ARG	NE-CZ-NH1	17.21	128.91	120.30
1	8r	229	ARG	NE-CZ-NH2	-17.21	111.69	120.30
1	hE	143	ARG	NE-CZ-NH1	17.21	128.91	120.30
1	ls	132	ARG	NE-CZ-NH1	17.21	128.91	120.30
1	8D	154	ARG	NE-CZ-NH1	17.21	128.91	120.30
1	i5	143	ARG	NE-CZ-NH1	17.21	128.90	120.30
1	2L	100	ARG	NE-CZ-NH2	17.20	128.90	120.30
1	7b	167	ARG	NE-CZ-NH1	17.20	128.90	120.30
1	dT	229	ARG	NE-CZ-NH2	-17.20	111.70	120.30
1	7g	173	ARG	NE-CZ-NH1	17.20	128.90	120.30
1	jL	97	ARG	NE-CZ-NH2	-17.20	111.70	120.30
1	eO	162	ARG	NE-CZ-NH1	17.20	128.90	120.30
1	9H	167	ARG	NE-CZ-NH1	17.19	128.89	120.30
1	lQ	162	ARG	NE-CZ-NH1	17.18	128.89	120.30

Continued on next page...

Continued from previous page...

Mol	Chain	Res	Type	Atoms	Z	Observed(°)	Ideal(°)
1	h0	173	ARG	NE-CZ-NH1	17.18	128.89	120.30
1	h7	169	TYR	CB-CG-CD1	-17.18	110.69	121.00
1	3P	97	ARG	NE-CZ-NH2	-17.17	111.71	120.30
1	eQ	132	ARG	NE-CZ-NH1	17.17	128.89	120.30
1	3M	18	ARG	NE-CZ-NH2	-17.17	111.72	120.30
1	88	100	ARG	NE-CZ-NH1	17.17	128.88	120.30
1	13	97	ARG	NE-CZ-NH1	17.17	128.88	120.30
1	4f	143	ARG	NE-CZ-NH1	17.16	128.88	120.30
1	73	97	ARG	NE-CZ-NH2	-17.16	111.72	120.30
1	7O	143	ARG	NE-CZ-NH2	17.16	128.88	120.30
1	c6	167	ARG	NE-CZ-NH1	17.16	128.88	120.30
1	69	82	ARG	NE-CZ-NH1	17.16	128.88	120.30
1	dr	167	ARG	NE-CZ-NH2	-17.16	111.72	120.30
1	X	229	ARG	NE-CZ-NH1	17.16	128.88	120.30
1	2z	154	ARG	NE-CZ-NH2	-17.16	111.72	120.30
1	7m	143	ARG	NE-CZ-NH1	17.16	128.88	120.30
1	54	154	ARG	NE-CZ-NH1	17.15	128.88	120.30
1	b4	154	ARG	NE-CZ-NH1	17.14	128.87	120.30
1	df	143	ARG	NE-CZ-NH1	-17.14	111.73	120.30
1	dd	143	ARG	NE-CZ-NH2	-17.14	111.73	120.30
1	8X	132	ARG	NE-CZ-NH2	17.13	128.87	120.30
1	bX	97	ARG	NE-CZ-NH1	17.13	128.87	120.30
1	gW	143	ARG	NE-CZ-NH1	17.12	128.86	120.30
1	7D	100	ARG	NE-CZ-NH1	17.12	128.86	120.30
1	ig	97	ARG	NE-CZ-NH2	-17.12	111.74	120.30
1	z	154	ARG	NE-CZ-NH2	-17.12	111.74	120.30
1	5m	100	ARG	NE-CZ-NH2	17.12	128.86	120.30
1	cA	167	ARG	NE-CZ-NH1	17.12	128.86	120.30
1	s	82	ARG	NE-CZ-NH2	-17.12	111.74	120.30
1	12	161	PHE	CB-CG-CD2	17.11	132.78	120.80
1	38	97	ARG	NE-CZ-NH1	17.10	128.85	120.30
1	c3	167	ARG	NE-CZ-NH1	17.10	128.85	120.30
1	8d	143	ARG	NE-CZ-NH2	-17.10	111.75	120.30
1	2C	82	ARG	NE-CZ-NH1	17.10	128.85	120.30
1	6g	18	ARG	NE-CZ-NH1	17.09	128.85	120.30
1	8l	82	ARG	NE-CZ-NH2	-17.09	111.75	120.30
1	3f	145	TYR	CB-CG-CD2	-17.09	110.75	121.00
1	2X	154	ARG	NE-CZ-NH1	17.08	128.84	120.30
1	6	143	ARG	NE-CZ-NH1	17.08	128.84	120.30
1	kV	229	ARG	NE-CZ-NH2	-17.08	111.76	120.30
1	cj	169	TYR	CB-CG-CD1	-17.08	110.75	121.00
1	gr	82	ARG	NE-CZ-NH1	17.07	128.84	120.30

Continued on next page...

Continued from previous page...

Mol	Chain	Res	Type	Atoms	Z	Observed(°)	Ideal(°)
1	5M	173	ARG	NE-CZ-NH1	17.07	128.83	120.30
1	di	162	ARG	NE-CZ-NH1	17.06	128.83	120.30
1	8D	229	ARG	NE-CZ-NH2	-17.06	111.77	120.30
1	dg	82	ARG	NE-CZ-NH2	-17.05	111.77	120.30
1	a	82	ARG	NE-CZ-NH1	17.05	128.83	120.30
1	bY	167	ARG	NE-CZ-NH1	17.05	128.83	120.30
1	cT	162	ARG	NE-CZ-NH1	17.05	128.83	120.30
1	g5	229	ARG	NE-CZ-NH1	17.05	128.83	120.30
1	dx	132	ARG	NE-CZ-NH2	-17.05	111.78	120.30
1	6a	162	ARG	NE-CZ-NH2	-17.04	111.78	120.30
1	85	100	ARG	NE-CZ-NH1	17.04	128.82	120.30
1	hK	81	ASP	CB-CG-OD1	17.03	133.63	118.30
1	3C	229	ARG	NE-CZ-NH2	-17.03	111.79	120.30
1	ay	162	ARG	NE-CZ-NH1	17.03	128.81	120.30
1	4H	167	ARG	NE-CZ-NH2	-17.03	111.79	120.30
1	k9	143	ARG	NE-CZ-NH1	17.02	128.81	120.30
1	lz	162	ARG	NE-CZ-NH2	-17.02	111.79	120.30
1	bA	167	ARG	NE-CZ-NH2	-17.02	111.79	120.30
1	fl	82	ARG	NE-CZ-NH1	17.02	128.81	120.30
1	hc	167	ARG	NE-CZ-NH1	17.02	128.81	120.30
1	7t	100	ARG	NE-CZ-NH1	17.02	128.81	120.30
1	7U	167	ARG	NE-CZ-NH1	17.02	128.81	120.30
1	lu	162	ARG	NE-CZ-NH1	17.02	128.81	120.30
1	i3	132	ARG	NE-CZ-NH1	17.01	128.81	120.30
1	3W	100	ARG	NE-CZ-NH1	17.01	128.80	120.30
1	8w	162	ARG	NE-CZ-NH2	-17.00	111.80	120.30
1	f7	229	ARG	NE-CZ-NH1	17.00	128.80	120.30
1	gj	18	ARG	NE-CZ-NH2	-17.00	111.80	120.30
1	gJ	162	ARG	NE-CZ-NH2	-16.99	111.80	120.30
1	bR	162	ARG	NE-CZ-NH1	16.99	128.79	120.30
1	8G	143	ARG	NE-CZ-NH1	16.99	128.79	120.30
1	ge	82	ARG	NE-CZ-NH1	16.98	128.79	120.30
1	5U	154	ARG	NE-CZ-NH1	16.98	128.79	120.30
1	jd	167	ARG	NE-CZ-NH1	16.98	128.79	120.30
1	2J	162	ARG	NE-CZ-NH1	16.98	128.79	120.30
1	ef	162	ARG	NE-CZ-NH2	-16.98	111.81	120.30
1	lm	173	ARG	NE-CZ-NH1	16.97	128.79	120.30
1	2s	162	ARG	NE-CZ-NH1	16.97	128.79	120.30
1	2v	162	ARG	NE-CZ-NH1	16.97	128.79	120.30
1	c8	18	ARG	NE-CZ-NH1	16.97	128.78	120.30
1	dc	100	ARG	NE-CZ-NH1	16.97	128.78	120.30
1	dz	229	ARG	NE-CZ-NH1	16.96	128.78	120.30

Continued on next page...

Continued from previous page...

Mol	Chain	Res	Type	Atoms	Z	Observed(°)	Ideal(°)
1	jf	154	ARG	NE-CZ-NH1	16.96	128.78	120.30
1	kB	154	ARG	NE-CZ-NH1	16.96	128.78	120.30
1	2h	173	ARG	NE-CZ-NH2	-16.96	111.82	120.30
1	53	97	ARG	NE-CZ-NH2	-16.96	111.82	120.30
1	1O	143	ARG	NE-CZ-NH2	-16.96	111.82	120.30
1	5S	229	ARG	NE-CZ-NH1	16.96	128.78	120.30
1	2v	229	ARG	NE-CZ-NH1	16.96	128.78	120.30
1	73	100	ARG	NE-CZ-NH2	-16.96	111.82	120.30
1	jO	143	ARG	NE-CZ-NH1	16.95	128.78	120.30
1	jE	18	ARG	NE-CZ-NH2	-16.95	111.83	120.30
1	bi	100	ARG	NE-CZ-NH1	16.95	128.77	120.30
1	62	82	ARG	NE-CZ-NH1	16.94	128.77	120.30
1	jq	173	ARG	NE-CZ-NH2	-16.94	111.83	120.30
1	20	143	ARG	NE-CZ-NH1	16.94	128.77	120.30
1	es	18	ARG	NE-CZ-NH2	-16.93	111.83	120.30
1	jk	229	ARG	NE-CZ-NH1	16.93	128.76	120.30
1	1	100	ARG	NE-CZ-NH1	16.92	128.76	120.30
1	kz	82	ARG	NE-CZ-NH2	-16.92	111.84	120.30
1	2j	173	ARG	NE-CZ-NH1	16.92	128.76	120.30
1	eh	162	ARG	NE-CZ-NH2	-16.91	111.84	120.30
1	5G	173	ARG	NE-CZ-NH1	16.91	128.76	120.30
1	1b	162	ARG	NE-CZ-NH1	16.91	128.76	120.30
1	e4	100	ARG	NE-CZ-NH2	-16.91	111.84	120.30
1	9k	97	ARG	NE-CZ-NH1	16.91	128.75	120.30
1	aN	18	ARG	NE-CZ-NH2	-16.90	111.85	120.30
1	1N	162	ARG	NE-CZ-NH2	-16.90	111.85	120.30
1	bv	132	ARG	NE-CZ-NH1	16.90	128.75	120.30
1	ja	162	ARG	NE-CZ-NH1	16.90	128.75	120.30
1	kM	100	ARG	NE-CZ-NH1	16.89	128.75	120.30
1	4K	132	ARG	NE-CZ-NH1	16.89	128.75	120.30
1	18	82	ARG	NE-CZ-NH1	16.89	128.75	120.30
1	9Z	97	ARG	NE-CZ-NH2	-16.89	111.86	120.30
1	aU	132	ARG	NE-CZ-NH1	16.89	128.74	120.30
1	3k	167	ARG	NE-CZ-NH2	-16.88	111.86	120.30
1	gD	132	ARG	NE-CZ-NH1	16.88	128.74	120.30
1	1B	97	ARG	NE-CZ-NH1	16.88	128.74	120.30
1	2Y	132	ARG	NE-CZ-NH2	-16.88	111.86	120.30
1	5p	132	ARG	NE-CZ-NH1	16.87	128.74	120.30
1	fX	82	ARG	NE-CZ-NH2	-16.87	111.86	120.30
1	8M	154	ARG	NE-CZ-NH1	16.87	128.73	120.30
1	i5	18	ARG	NE-CZ-NH1	16.87	128.73	120.30
1	c5	143	ARG	NE-CZ-NH1	16.86	128.73	120.30

Continued on next page...

Continued from previous page...

Mol	Chain	Res	Type	Atoms	Z	Observed(°)	Ideal(°)
1	5z	97	ARG	NE-CZ-NH1	16.86	128.73	120.30
1	e9	167	ARG	NE-CZ-NH1	16.86	128.73	120.30
1	9r	97	ARG	NE-CZ-NH1	16.85	128.73	120.30
1	b8	167	ARG	NE-CZ-NH1	16.84	128.72	120.30
1	bV	154	ARG	NE-CZ-NH2	-16.84	111.88	120.30
1	8n	100	ARG	NE-CZ-NH1	16.84	128.72	120.30
1	iT	143	ARG	NE-CZ-NH1	16.84	128.72	120.30
1	8S	132	ARG	NE-CZ-NH1	16.83	128.72	120.30
1	6I	97	ARG	NE-CZ-NH1	16.83	128.71	120.30
1	8C	82	ARG	NE-CZ-NH1	16.83	128.71	120.30
1	h1	229	ARG	NE-CZ-NH2	-16.82	111.89	120.30
1	bU	229	ARG	NE-CZ-NH1	16.82	128.71	120.30
1	9U	143	ARG	NE-CZ-NH2	-16.82	111.89	120.30
1	az	82	ARG	NE-CZ-NH1	16.82	128.71	120.30
1	aS	229	ARG	NE-CZ-NH2	-16.81	111.89	120.30
1	cV	229	ARG	NE-CZ-NH1	16.81	128.71	120.30
1	22	143	ARG	NE-CZ-NH1	16.81	128.71	120.30
1	lA	132	ARG	NE-CZ-NH1	16.81	128.71	120.30
1	8q	145	TYR	CB-CG-CD1	-16.80	110.92	121.00
1	9K	100	ARG	NE-CZ-NH2	-16.80	111.90	120.30
1	5u	145	TYR	CB-CG-CD2	-16.80	110.92	121.00
1	5J	173	ARG	NE-CZ-NH2	-16.80	111.90	120.30
1	8	229	ARG	NE-CZ-NH1	16.79	128.70	120.30
1	h3	229	ARG	NE-CZ-NH1	16.79	128.70	120.30
1	1e	132	ARG	NE-CZ-NH2	16.79	128.70	120.30
1	73	100	ARG	NE-CZ-NH1	16.79	128.69	120.30
1	aH	132	ARG	NE-CZ-NH1	16.79	128.69	120.30
1	fn	229	ARG	NE-CZ-NH2	-16.79	111.91	120.30
1	28	132	ARG	NE-CZ-NH2	-16.78	111.91	120.30
1	5P	143	ARG	NE-CZ-NH2	-16.78	111.91	120.30
1	2s	162	ARG	NE-CZ-NH2	-16.78	111.91	120.30
1	3v	164	TYR	CB-CG-CD2	16.78	131.07	121.00
1	1D	132	ARG	NE-CZ-NH2	-16.78	111.91	120.30
1	3m	173	ARG	NE-CZ-NH1	16.78	128.69	120.30
1	gV	132	ARG	NE-CZ-NH1	16.77	128.69	120.30
1	cm	162	ARG	NE-CZ-NH1	16.77	128.69	120.30
1	cp	97	ARG	NE-CZ-NH2	-16.77	111.91	120.30
1	e4	132	ARG	NE-CZ-NH1	16.77	128.69	120.30
1	8b	229	ARG	NE-CZ-NH2	-16.77	111.92	120.30
1	bK	97	ARG	NE-CZ-NH1	16.77	128.68	120.30
1	k3	130	TYR	CB-CG-CD2	-16.76	110.94	121.00
1	8B	97	ARG	NE-CZ-NH1	16.76	128.68	120.30

Continued on next page...

Continued from previous page...

Mol	Chain	Res	Type	Atoms	Z	Observed(°)	Ideal(°)
1	h2	143	ARG	NE-CZ-NH1	16.76	128.68	120.30
1	cg	173	ARG	NE-CZ-NH1	16.76	128.68	120.30
1	c2	167	ARG	NE-CZ-NH1	16.76	128.68	120.30
1	8u	82	ARG	NE-CZ-NH1	16.75	128.68	120.30
1	eg	162	ARG	NE-CZ-NH1	16.75	128.68	120.30
1	88	132	ARG	NE-CZ-NH1	16.75	128.67	120.30
1	3C	154	ARG	NE-CZ-NH1	16.74	128.67	120.30
1	8b	82	ARG	NE-CZ-NH2	-16.74	111.93	120.30
1	ku	145	TYR	CB-CG-CD2	-16.74	110.96	121.00
1	kj	18	ARG	NE-CZ-NH2	-16.73	111.93	120.30
1	23	143	ARG	NE-CZ-NH1	16.73	128.67	120.30
1	2s	40	PHE	CB-CG-CD2	-16.73	109.08	120.80
1	8T	162	ARG	NE-CZ-NH1	16.73	128.67	120.30
1	l0	162	ARG	NE-CZ-NH1	16.73	128.66	120.30
1	1U	132	ARG	NE-CZ-NH2	-16.72	111.94	120.30
1	5L	82	ARG	NE-CZ-NH1	16.72	128.66	120.30
1	5w	143	ARG	NE-CZ-NH1	16.72	128.66	120.30
1	fm	173	ARG	NE-CZ-NH1	16.72	128.66	120.30
1	3i	18	ARG	NE-CZ-NH1	16.72	128.66	120.30
1	1N	167	ARG	NE-CZ-NH1	16.72	128.66	120.30
1	jr	167	ARG	NE-CZ-NH2	-16.72	111.94	120.30
1	jT	100	ARG	NE-CZ-NH1	16.71	128.66	120.30
1	5o	18	ARG	NE-CZ-NH1	16.71	128.66	120.30
1	9k	132	ARG	NE-CZ-NH2	-16.71	111.94	120.30
1	fA	18	ARG	NE-CZ-NH1	16.71	128.66	120.30
1	iz	100	ARG	NE-CZ-NH1	16.71	128.66	120.30
1	8H	143	ARG	NE-CZ-NH1	16.71	128.65	120.30
1	P	154	ARG	NE-CZ-NH1	16.71	128.65	120.30
1	eH	100	ARG	NE-CZ-NH1	16.70	128.65	120.30
1	kn	97	ARG	NE-CZ-NH1	16.70	128.65	120.30
1	3N	97	ARG	NE-CZ-NH1	16.69	128.65	120.30
1	2n	169	TYR	CB-CG-CD2	-16.69	110.99	121.00
1	4n	229	ARG	NE-CZ-NH1	16.69	128.64	120.30
1	lR	154	ARG	NE-CZ-NH2	-16.68	111.96	120.30
1	eJ	100	ARG	NE-CZ-NH1	16.68	128.64	120.30
1	lz	82	ARG	NE-CZ-NH1	16.68	128.64	120.30
1	k3	154	ARG	NE-CZ-NH1	-16.68	111.96	120.30
1	8c	154	ARG	NE-CZ-NH1	16.68	128.64	120.30
1	hD	173	ARG	NE-CZ-NH2	-16.68	111.96	120.30
1	eb	173	ARG	NE-CZ-NH1	16.68	128.64	120.30
1	6k	229	ARG	NE-CZ-NH1	16.68	128.64	120.30
1	hQ	169	TYR	CB-CG-CD1	16.67	131.00	121.00

Continued on next page...

Continued from previous page...

Mol	Chain	Res	Type	Atoms	Z	Observed(°)	Ideal(°)
1	lv	18	ARG	NE-CZ-NH1	16.67	128.64	120.30
1	bJ	100	ARG	NE-CZ-NH2	16.67	128.64	120.30
1	cO	173	ARG	NE-CZ-NH1	16.67	128.64	120.30
1	25	82	ARG	NE-CZ-NH2	-16.67	111.97	120.30
1	5P	132	ARG	NE-CZ-NH1	16.67	128.63	120.30
1	2K	82	ARG	NE-CZ-NH2	-16.67	111.97	120.30
1	2n	162	ARG	NE-CZ-NH2	-16.66	111.97	120.30
1	3o	132	ARG	NE-CZ-NH1	16.66	128.63	120.30
1	cp	143	ARG	NE-CZ-NH1	16.66	128.63	120.30
1	j	18	ARG	NE-CZ-NH1	16.66	128.63	120.30
1	64	132	ARG	NE-CZ-NH2	-16.65	111.97	120.30
1	iz	167	ARG	NE-CZ-NH2	-16.65	111.97	120.30
1	bc	132	ARG	NE-CZ-NH1	16.65	128.62	120.30
1	el	162	ARG	NE-CZ-NH2	-16.64	111.98	120.30
1	kS	82	ARG	NE-CZ-NH1	16.64	128.62	120.30
1	ga	132	ARG	NE-CZ-NH1	-16.64	111.98	120.30
1	v	167	ARG	NE-CZ-NH2	-16.64	111.98	120.30
1	kD	18	ARG	NE-CZ-NH1	16.64	128.62	120.30
1	aq	100	ARG	NE-CZ-NH2	-16.64	111.98	120.30
1	fm	145	TYR	CB-CG-CD1	16.64	130.98	121.00
1	ks	167	ARG	NE-CZ-NH1	16.63	128.62	120.30
1	em	130	TYR	CB-CG-CD2	-16.63	111.02	121.00
1	hH	167	ARG	NE-CZ-NH1	16.63	128.62	120.30
1	9h	18	ARG	NE-CZ-NH1	16.63	128.61	120.30
1	fH	173	ARG	NE-CZ-NH1	16.63	128.61	120.30
1	1a	100	ARG	NE-CZ-NH1	16.62	128.61	120.30
1	hO	162	ARG	NE-CZ-NH1	16.62	128.61	120.30
1	i7	167	ARG	NE-CZ-NH1	16.62	128.61	120.30
1	81	18	ARG	NE-CZ-NH2	-16.62	111.99	120.30
1	e5	97	ARG	NE-CZ-NH2	-16.62	111.99	120.30
1	f3	162	ARG	NE-CZ-NH2	-16.62	111.99	120.30
1	lJ	143	ARG	NE-CZ-NH1	16.62	128.61	120.30
1	b4	143	ARG	NE-CZ-NH1	16.62	128.61	120.30
1	hQ	162	ARG	NE-CZ-NH2	16.61	128.61	120.30
1	iU	173	ARG	NE-CZ-NH2	-16.61	111.99	120.30
1	1Y	162	ARG	NE-CZ-NH1	16.61	128.61	120.30
1	g7	82	ARG	NE-CZ-NH1	16.61	128.61	120.30
1	5a	82	ARG	NE-CZ-NH1	16.61	128.60	120.30
1	5g	173	ARG	NE-CZ-NH1	16.61	128.60	120.30
1	H	229	ARG	NE-CZ-NH2	-16.61	112.00	120.30
1	aK	97	ARG	NE-CZ-NH1	16.60	128.60	120.30
1	jE	162	ARG	NE-CZ-NH2	-16.60	112.00	120.30

Continued on next page...

Continued from previous page...

Mol	Chain	Res	Type	Atoms	Z	Observed(°)	Ideal(°)
1	go	154	ARG	NE-CZ-NH1	16.60	128.60	120.30
1	c5	97	ARG	NE-CZ-NH1	16.59	128.60	120.30
1	fw	162	ARG	NE-CZ-NH2	-16.59	112.01	120.30
1	l7	167	ARG	NE-CZ-NH2	-16.59	112.01	120.30
1	o	97	ARG	NE-CZ-NH1	16.58	128.59	120.30
1	cW	82	ARG	NE-CZ-NH1	16.58	128.59	120.30
1	gf	143	ARG	NE-CZ-NH2	-16.58	112.01	120.30
1	l7	97	ARG	NE-CZ-NH1	16.57	128.58	120.30
1	4O	154	ARG	NE-CZ-NH1	16.56	128.58	120.30
1	do	162	ARG	NE-CZ-NH1	16.56	128.58	120.30
1	bk	130	TYR	CB-CG-CD1	16.55	130.93	121.00
1	f3	229	ARG	NE-CZ-NH1	16.55	128.58	120.30
1	y	154	ARG	NE-CZ-NH1	16.55	128.58	120.30
1	6o	18	ARG	NE-CZ-NH1	16.55	128.57	120.30
1	av	167	ARG	NE-CZ-NH1	16.55	128.58	120.30
1	3N	162	ARG	NE-CZ-NH1	16.55	128.57	120.30
1	9c	82	ARG	NE-CZ-NH2	-16.55	112.03	120.30
1	n	100	ARG	NE-CZ-NH1	16.55	128.57	120.30
1	1k	18	ARG	NE-CZ-NH1	16.54	128.57	120.30
1	1k	100	ARG	NE-CZ-NH1	16.54	128.57	120.30
1	2T	132	ARG	NE-CZ-NH1	16.54	128.57	120.30
1	cj	162	ARG	NE-CZ-NH1	16.54	128.57	120.30
1	8X	154	ARG	NE-CZ-NH1	16.54	128.57	120.30
1	eM	169	TYR	CB-CG-CD2	-16.53	111.08	121.00
1	fr	167	ARG	NE-CZ-NH2	-16.53	112.03	120.30
1	48	229	ARG	NE-CZ-NH1	16.53	128.57	120.30
1	fD	167	ARG	NE-CZ-NH1	16.53	128.57	120.30
1	gV	154	ARG	NE-CZ-NH1	16.53	128.56	120.30
1	kf	132	ARG	NE-CZ-NH1	16.53	128.56	120.30
1	5D	18	ARG	NE-CZ-NH1	16.53	128.56	120.30
1	ha	100	ARG	NE-CZ-NH1	16.53	128.56	120.30
1	go	132	ARG	NE-CZ-NH1	16.53	128.56	120.30
1	ld	162	ARG	NE-CZ-NH1	16.53	128.56	120.30
1	fZ	82	ARG	NE-CZ-NH1	16.53	128.56	120.30
1	dG	154	ARG	NE-CZ-NH1	16.52	128.56	120.30
1	ei	100	ARG	NE-CZ-NH1	16.52	128.56	120.30
1	6I	132	ARG	NE-CZ-NH1	16.52	128.56	120.30
1	fQ	154	ARG	NE-CZ-NH2	-16.52	112.04	120.30
1	lM	132	ARG	NE-CZ-NH1	16.51	128.56	120.30
1	9a	173	ARG	NE-CZ-NH2	16.51	128.56	120.30
1	dv	162	ARG	NE-CZ-NH1	16.51	128.56	120.30
1	1U	132	ARG	NE-CZ-NH1	16.51	128.55	120.30

Continued on next page...

Continued from previous page...

Mol	Chain	Res	Type	Atoms	Z	Observed(°)	Ideal(°)
1	9h	82	ARG	NE-CZ-NH1	16.51	128.55	120.30
1	fm	18	ARG	NE-CZ-NH1	16.51	128.55	120.30
1	fP	162	ARG	NE-CZ-NH1	16.51	128.55	120.30
1	k6	82	ARG	NE-CZ-NH1	16.51	128.55	120.30
1	7I	162	ARG	NE-CZ-NH1	16.51	128.55	120.30
1	4f	82	ARG	NE-CZ-NH2	-16.50	112.05	120.30
1	bz	82	ARG	NE-CZ-NH2	-16.50	112.05	120.30
1	7e	143	ARG	NE-CZ-NH2	16.50	128.55	120.30
1	ad	145	TYR	CB-CG-CD2	-16.49	111.10	121.00
1	64	167	ARG	NE-CZ-NH2	-16.49	112.06	120.30
1	eO	18	ARG	NE-CZ-NH2	-16.49	112.06	120.30
1	gv	162	ARG	NE-CZ-NH1	16.49	128.54	120.30
1	8w	143	ARG	NE-CZ-NH1	16.48	128.54	120.30
1	ew	173	ARG	NE-CZ-NH2	-16.48	112.06	120.30
1	95	82	ARG	NE-CZ-NH1	16.48	128.54	120.30
1	gF	173	ARG	NE-CZ-NH1	16.48	128.54	120.30
1	j4	167	ARG	NE-CZ-NH1	16.48	128.54	120.30
1	86	162	ARG	NE-CZ-NH1	16.48	128.54	120.30
1	kV	143	ARG	NE-CZ-NH1	16.47	128.54	120.30
1	c8	154	ARG	NE-CZ-NH2	-16.47	112.06	120.30
1	7G	229	ARG	NE-CZ-NH1	16.47	128.54	120.30
1	gR	100	ARG	NE-CZ-NH1	16.47	128.53	120.30
1	2S	82	ARG	NE-CZ-NH2	-16.47	112.06	120.30
1	23	97	ARG	NE-CZ-NH1	16.47	128.53	120.30
1	hs	97	ARG	NE-CZ-NH1	16.46	128.53	120.30
1	7w	100	ARG	NE-CZ-NH1	16.46	128.53	120.30
1	8R	143	ARG	NE-CZ-NH2	-16.46	112.07	120.30
1	im	132	ARG	NE-CZ-NH2	-16.46	112.07	120.30
1	dl	173	ARG	NE-CZ-NH1	16.46	128.53	120.30
1	2T	143	ARG	NE-CZ-NH1	16.45	128.53	120.30
1	jP	154	ARG	NE-CZ-NH1	16.45	128.53	120.30
1	5r	173	ARG	NE-CZ-NH2	-16.45	112.08	120.30
1	93	132	ARG	NE-CZ-NH1	16.45	128.53	120.30
1	45	143	ARG	NE-CZ-NH2	-16.45	112.08	120.30
1	aK	143	ARG	NE-CZ-NH2	-16.45	112.08	120.30
1	iK	154	ARG	NE-CZ-NH1	16.44	128.52	120.30
1	2N	82	ARG	NE-CZ-NH1	16.44	128.52	120.30
1	7r	173	ARG	NE-CZ-NH1	16.44	128.52	120.30
1	aq	82	ARG	NE-CZ-NH1	16.44	128.52	120.30
1	kv	167	ARG	NE-CZ-NH1	16.44	128.52	120.30
1	3o	18	ARG	NE-CZ-NH1	16.43	128.52	120.30
1	70	100	ARG	NE-CZ-NH1	16.43	128.52	120.30

Continued on next page...

Continued from previous page...

Mol	Chain	Res	Type	Atoms	Z	Observed(°)	Ideal(°)
1	iB	143	ARG	NE-CZ-NH1	16.43	128.51	120.30
1	4A	132	ARG	NE-CZ-NH1	16.43	128.51	120.30
1	cN	143	ARG	NE-CZ-NH2	-16.43	112.08	120.30
1	2	143	ARG	NE-CZ-NH1	16.43	128.51	120.30
1	3s	145	TYR	CB-CG-CD1	-16.43	111.14	121.00
1	gw	169	TYR	CB-CG-CD1	-16.42	111.15	121.00
1	5e	132	ARG	NE-CZ-NH1	16.42	128.51	120.30
1	9k	162	ARG	NE-CZ-NH2	-16.42	112.09	120.30
1	cH	162	ARG	NE-CZ-NH1	16.42	128.51	120.30
1	cV	18	ARG	NE-CZ-NH2	-16.41	112.09	120.30
1	bV	154	ARG	NE-CZ-NH1	16.41	128.50	120.30
1	l	132	ARG	NE-CZ-NH1	16.41	128.50	120.30
1	bM	154	ARG	NE-CZ-NH2	-16.40	112.10	120.30
1	lF	145	TYR	CB-CG-CD1	16.40	130.84	121.00
1	4M	100	ARG	NE-CZ-NH2	-16.40	112.10	120.30
1	1V	229	ARG	NE-CZ-NH1	16.40	128.50	120.30
1	2n	162	ARG	NE-CZ-NH1	16.39	128.50	120.30
1	bO	82	ARG	NE-CZ-NH1	16.39	128.50	120.30
1	4	18	ARG	NE-CZ-NH1	16.39	128.50	120.30
1	7t	162	ARG	NE-CZ-NH2	16.39	128.50	120.30
1	az	167	ARG	NE-CZ-NH2	-16.38	112.11	120.30
1	eD	145	TYR	CB-CG-CD2	16.38	130.83	121.00
1	6f	82	ARG	NE-CZ-NH1	16.38	128.49	120.30
1	J	132	ARG	NE-CZ-NH2	-16.38	112.11	120.30
1	2B	132	ARG	NE-CZ-NH2	-16.38	112.11	120.30
1	cl	162	ARG	NE-CZ-NH1	16.37	128.49	120.30
1	kr	173	ARG	NE-CZ-NH2	-16.37	112.11	120.30
1	cg	162	ARG	NE-CZ-NH1	16.37	128.49	120.30
1	gi	82	ARG	NE-CZ-NH1	16.37	128.48	120.30
1	3K	143	ARG	NE-CZ-NH2	-16.37	112.12	120.30
1	3M	162	ARG	NE-CZ-NH1	16.37	128.48	120.30
1	8z	18	ARG	NE-CZ-NH2	-16.37	112.12	120.30
1	dL	97	ARG	NE-CZ-NH2	-16.37	112.12	120.30
1	fP	173	ARG	NE-CZ-NH1	16.37	128.48	120.30
1	5B	82	ARG	NE-CZ-NH2	-16.36	112.12	120.30
1	jX	145	TYR	CB-CG-CD2	-16.36	111.19	121.00
1	6G	132	ARG	NE-CZ-NH2	-16.35	112.12	120.30
1	k1	132	ARG	NE-CZ-NH2	-16.35	112.12	120.30
1	a7	145	TYR	CB-CG-CD2	-16.35	111.19	121.00
1	8q	154	ARG	NE-CZ-NH1	16.34	128.47	120.30
1	kV	229	ARG	NE-CZ-NH1	16.34	128.47	120.30
1	hL	173	ARG	NE-CZ-NH1	16.34	128.47	120.30

Continued on next page...

Continued from previous page...

Mol	Chain	Res	Type	Atoms	Z	Observed(°)	Ideal(°)
1	4x	97	ARG	NE-CZ-NH1	16.34	128.47	120.30
1	8Q	100	ARG	NE-CZ-NH1	16.34	128.47	120.30
1	kf	100	ARG	NE-CZ-NH1	16.33	128.47	120.30
1	29	132	ARG	NE-CZ-NH1	16.33	128.47	120.30
1	e1	132	ARG	NE-CZ-NH1	16.33	128.47	120.30
1	hy	143	ARG	NE-CZ-NH2	-16.33	112.14	120.30
1	5k	229	ARG	NE-CZ-NH1	16.33	128.47	120.30
1	bX	100	ARG	NE-CZ-NH1	16.33	128.47	120.30
1	fW	173	ARG	NE-CZ-NH1	16.33	128.47	120.30
1	jt	132	ARG	NE-CZ-NH1	16.33	128.46	120.30
1	3	173	ARG	NE-CZ-NH1	16.33	128.46	120.30
1	4G	154	ARG	NE-CZ-NH1	16.32	128.46	120.30
1	9g	100	ARG	NE-CZ-NH2	-16.32	112.14	120.30
1	dE	162	ARG	NE-CZ-NH1	16.32	128.46	120.30
1	cz	97	ARG	NE-CZ-NH2	-16.32	112.14	120.30
1	aH	100	ARG	NE-CZ-NH2	-16.31	112.14	120.30
1	ld	162	ARG	NE-CZ-NH1	16.31	128.46	120.30
1	jD	82	ARG	NE-CZ-NH1	16.31	128.45	120.30
1	dl	167	ARG	NE-CZ-NH2	16.31	128.45	120.30
1	1P	143	ARG	NE-CZ-NH1	16.30	128.45	120.30
1	3i	169	TYR	CB-CG-CD1	-16.30	111.22	121.00
1	1a	167	ARG	NE-CZ-NH2	-16.30	112.15	120.30
1	hF	100	ARG	NE-CZ-NH1	16.29	128.45	120.30
1	7c	18	ARG	NE-CZ-NH1	16.29	128.45	120.30
1	90	100	ARG	NE-CZ-NH1	16.29	128.44	120.30
1	jp	229	ARG	NE-CZ-NH1	16.29	128.44	120.30
1	kk	143	ARG	NE-CZ-NH2	-16.29	112.16	120.30
1	2q	229	ARG	NE-CZ-NH2	-16.29	112.16	120.30
1	1L	173	ARG	NE-CZ-NH2	-16.29	112.16	120.30
1	5d	18	ARG	NE-CZ-NH1	16.29	128.44	120.30
1	d1	154	ARG	NE-CZ-NH1	16.29	128.44	120.30
1	5i	173	ARG	NE-CZ-NH2	-16.29	112.16	120.30
1	d2	173	ARG	NE-CZ-NH1	16.28	128.44	120.30
1	ed	82	ARG	NE-CZ-NH1	16.28	128.44	120.30
1	iH	143	ARG	NE-CZ-NH2	-16.28	112.16	120.30
1	2n	154	ARG	NE-CZ-NH1	16.28	128.44	120.30
1	du	162	ARG	NE-CZ-NH1	16.28	128.44	120.30
1	4M	162	ARG	NE-CZ-NH1	16.27	128.44	120.30
1	jN	97	ARG	NE-CZ-NH2	-16.27	112.17	120.30
1	g7	97	ARG	NE-CZ-NH1	16.27	128.43	120.30
1	ai	82	ARG	NE-CZ-NH1	16.27	128.43	120.30
1	lq	154	ARG	NE-CZ-NH1	16.26	128.43	120.30

Continued on next page...

Continued from previous page...

Mol	Chain	Res	Type	Atoms	Z	Observed(°)	Ideal(°)
1	i5	167	ARG	NE-CZ-NH1	16.26	128.43	120.30
1	an	143	ARG	NE-CZ-NH2	-16.26	112.17	120.30
1	cG	82	ARG	NE-CZ-NH1	16.26	128.43	120.30
1	8q	162	ARG	NE-CZ-NH1	16.25	128.43	120.30
1	j7	229	ARG	NE-CZ-NH1	16.25	128.43	120.30
1	dY	173	ARG	NE-CZ-NH1	16.25	128.43	120.30
1	p	229	ARG	NE-CZ-NH2	-16.25	112.17	120.30
1	kw	18	ARG	NE-CZ-NH2	-16.25	112.18	120.30
1	5B	143	ARG	NE-CZ-NH1	16.25	128.42	120.30
1	eB	154	ARG	NE-CZ-NH1	16.25	128.42	120.30
1	iO	167	ARG	NE-CZ-NH2	16.25	128.42	120.30
1	5E	154	ARG	NE-CZ-NH2	-16.25	112.18	120.30
1	lD	18	ARG	NE-CZ-NH1	16.24	128.42	120.30
1	8h	173	ARG	NE-CZ-NH1	16.24	128.42	120.30
1	fT	97	ARG	NE-CZ-NH1	16.24	128.42	120.30
1	ig	100	ARG	NE-CZ-NH1	16.24	128.42	120.30
1	dW	18	ARG	NE-CZ-NH1	16.24	128.42	120.30
1	6d	143	ARG	NE-CZ-NH2	-16.23	112.18	120.30
1	cU	132	ARG	NE-CZ-NH1	16.23	128.42	120.30
1	cV	18	ARG	NE-CZ-NH1	16.23	128.42	120.30
1	eY	143	ARG	NE-CZ-NH1	16.23	128.42	120.30
1	6u	154	ARG	NE-CZ-NH2	-16.23	112.18	120.30
1	2A	143	ARG	NE-CZ-NH1	16.23	128.41	120.30
1	g9	167	ARG	NE-CZ-NH1	16.23	128.41	120.30
1	lp	169	TYR	CB-CG-CD1	-16.22	111.27	121.00
1	4Z	167	ARG	NE-CZ-NH1	16.22	128.41	120.30
1	5l	167	ARG	NE-CZ-NH1	16.22	128.41	120.30
1	9d	100	ARG	NE-CZ-NH1	16.22	128.41	120.30
1	9U	162	ARG	NE-CZ-NH1	16.22	128.41	120.30
1	aE	173	ARG	NE-CZ-NH1	16.22	128.41	120.30
1	jT	97	ARG	NE-CZ-NH1	16.21	128.41	120.30
1	3l	82	ARG	NE-CZ-NH1	16.21	128.41	120.30
1	2F	100	ARG	NE-CZ-NH2	-16.21	112.19	120.30
1	eH	173	ARG	NE-CZ-NH2	16.21	128.41	120.30
1	g1	161	PHE	CB-CG-CD2	16.21	132.15	120.80
1	3p	100	ARG	NE-CZ-NH1	16.21	128.40	120.30
1	b9	229	ARG	NE-CZ-NH1	16.21	128.40	120.30
1	cj	229	ARG	NE-CZ-NH1	16.21	128.40	120.30
1	ff	173	ARG	NE-CZ-NH2	-16.21	112.20	120.30
1	fw	82	ARG	NE-CZ-NH1	16.21	128.40	120.30
1	bC	229	ARG	NE-CZ-NH1	16.21	128.40	120.30
1	l6	143	ARG	NE-CZ-NH1	16.20	128.40	120.30

Continued on next page...

Continued from previous page...

Mol	Chain	Res	Type	Atoms	Z	Observed(°)	Ideal(°)
1	P	167	ARG	NE-CZ-NH2	-16.20	112.20	120.30
1	4U	18	ARG	NE-CZ-NH1	16.20	128.40	120.30
1	1k	167	ARG	NE-CZ-NH1	16.20	128.40	120.30
1	3x	143	ARG	NE-CZ-NH2	-16.19	112.20	120.30
1	98	18	ARG	NE-CZ-NH1	16.19	128.39	120.30
1	kS	162	ARG	NE-CZ-NH1	16.18	128.39	120.30
1	kw	132	ARG	NE-CZ-NH1	16.18	128.39	120.30
1	1n	161	PHE	CB-CG-CD2	-16.18	109.47	120.80
1	8x	132	ARG	NE-CZ-NH1	16.18	128.39	120.30
1	7R	82	ARG	NE-CZ-NH1	16.18	128.39	120.30
1	9I	173	ARG	NE-CZ-NH1	16.18	128.39	120.30
1	59	167	ARG	NE-CZ-NH1	16.18	128.39	120.30
1	ey	143	ARG	NE-CZ-NH2	-16.18	112.21	120.30
1	fq	82	ARG	NE-CZ-NH1	16.18	128.39	120.30
1	3u	173	ARG	NE-CZ-NH1	16.17	128.38	120.30
1	aF	167	ARG	NE-CZ-NH1	16.17	128.38	120.30
1	gv	97	ARG	NE-CZ-NH1	16.16	128.38	120.30
1	fv	229	ARG	NE-CZ-NH1	16.16	128.38	120.30
1	eX	173	ARG	NE-CZ-NH2	-16.16	112.22	120.30
1	1H	173	ARG	NE-CZ-NH2	-16.16	112.22	120.30
1	kD	82	ARG	NE-CZ-NH2	16.16	128.38	120.30
1	3a	82	ARG	NE-CZ-NH1	16.16	128.38	120.30
1	cZ	154	ARG	NE-CZ-NH1	16.16	128.38	120.30
1	1s	162	ARG	NE-CZ-NH1	16.16	128.38	120.30
1	hK	229	ARG	NE-CZ-NH2	-16.15	112.22	120.30
1	lD	82	ARG	NE-CZ-NH2	16.15	128.38	120.30
1	cA	143	ARG	NE-CZ-NH2	-16.15	112.22	120.30
1	kE	132	ARG	NE-CZ-NH2	-16.15	112.23	120.30
1	6J	97	ARG	NE-CZ-NH2	-16.15	112.23	120.30
1	c3	154	ARG	NE-CZ-NH2	16.15	128.37	120.30
1	ay	132	ARG	NE-CZ-NH1	16.14	128.37	120.30
1	2j	164	TYR	CB-CG-CD1	-16.14	111.31	121.00
1	jy	162	ARG	NE-CZ-NH2	16.14	128.37	120.30
1	7Y	229	ARG	NE-CZ-NH1	16.14	128.37	120.30
1	9s	18	ARG	NE-CZ-NH1	16.14	128.37	120.30
1	lo	132	ARG	NE-CZ-NH1	16.14	128.37	120.30
1	3r	154	ARG	NE-CZ-NH2	-16.14	112.23	120.30
1	76	173	ARG	NE-CZ-NH2	-16.13	112.23	120.30
1	32	145	TYR	CB-CG-CD1	-16.13	111.32	121.00
1	eD	132	ARG	NE-CZ-NH1	16.13	128.37	120.30
1	gs	100	ARG	NE-CZ-NH2	-16.13	112.24	120.30
1	59	154	ARG	NE-CZ-NH1	16.13	128.36	120.30

Continued on next page...

Continued from previous page...

Mol	Chain	Res	Type	Atoms	Z	Observed(°)	Ideal(°)
1	fy	167	ARG	NE-CZ-NH1	16.13	128.36	120.30
1	lw	100	ARG	NE-CZ-NH2	-16.12	112.24	120.30
1	ke	154	ARG	NE-CZ-NH2	-16.12	112.24	120.30
1	3u	100	ARG	NE-CZ-NH2	-16.12	112.24	120.30
1	4I	143	ARG	NE-CZ-NH1	16.12	128.36	120.30
1	2X	167	ARG	NE-CZ-NH2	-16.12	112.24	120.30
1	3n	100	ARG	NE-CZ-NH1	16.12	128.36	120.30
1	1G	132	ARG	NE-CZ-NH1	16.12	128.36	120.30
1	4f	82	ARG	NE-CZ-NH1	16.12	128.36	120.30
1	2Y	18	ARG	NE-CZ-NH1	16.12	128.36	120.30
1	eq	229	ARG	NE-CZ-NH1	16.12	128.36	120.30
1	ic	100	ARG	NE-CZ-NH2	-16.11	112.24	120.30
1	dH	18	ARG	NE-CZ-NH1	16.11	128.35	120.30
1	e0	154	ARG	NE-CZ-NH1	16.11	128.35	120.30
1	eF	97	ARG	NE-CZ-NH1	16.11	128.35	120.30
1	1F	82	ARG	NE-CZ-NH1	16.11	128.35	120.30
1	1l	167	ARG	NE-CZ-NH1	16.11	128.35	120.30
1	ja	100	ARG	NE-CZ-NH2	-16.11	112.25	120.30
1	4d	154	ARG	NE-CZ-NH1	16.11	128.35	120.30
1	fh	167	ARG	NE-CZ-NH1	16.11	128.35	120.30
1	1V	18	ARG	NE-CZ-NH2	-16.10	112.25	120.30
1	cw	162	ARG	NE-CZ-NH1	16.10	128.35	120.30
1	ar	143	ARG	NE-CZ-NH2	-16.10	112.25	120.30
1	ia	229	ARG	NE-CZ-NH1	16.10	128.35	120.30
1	2f	162	ARG	NE-CZ-NH2	-16.10	112.25	120.30
1	eF	97	ARG	NE-CZ-NH2	-16.10	112.25	120.30
1	iD	82	ARG	NE-CZ-NH1	16.09	128.35	120.30
1	fn	229	ARG	NE-CZ-NH1	16.09	128.35	120.30
1	iY	173	ARG	NE-CZ-NH1	16.09	128.34	120.30
1	7d	229	ARG	NE-CZ-NH1	16.09	128.34	120.30
1	C	173	ARG	NE-CZ-NH1	16.09	128.34	120.30
1	hJ	229	ARG	NE-CZ-NH1	16.09	128.34	120.30
1	bO	162	ARG	NE-CZ-NH1	16.09	128.34	120.30
1	jy	132	ARG	NE-CZ-NH2	-16.08	112.26	120.30
1	bb	167	ARG	NE-CZ-NH1	16.08	128.34	120.30
1	iW	154	ARG	NE-CZ-NH1	16.08	128.34	120.30
1	is	97	ARG	NE-CZ-NH1	16.08	128.34	120.30
1	6L	173	ARG	NE-CZ-NH1	16.08	128.34	120.30
1	le	167	ARG	NE-CZ-NH2	-16.08	112.26	120.30
1	3B	167	ARG	NE-CZ-NH2	-16.07	112.26	120.30
1	da	132	ARG	NE-CZ-NH1	16.07	128.34	120.30
1	5T	229	ARG	NE-CZ-NH2	-16.07	112.27	120.30

Continued on next page...

Continued from previous page...

Mol	Chain	Res	Type	Atoms	Z	Observed(°)	Ideal(°)
1	9a	162	ARG	NE-CZ-NH1	16.06	128.33	120.30
1	7h	162	ARG	NE-CZ-NH1	16.06	128.33	120.30
1	36	143	ARG	NE-CZ-NH2	-16.06	112.27	120.30
1	a4	154	ARG	NE-CZ-NH2	-16.06	112.27	120.30
1	hg	162	ARG	NE-CZ-NH2	-16.06	112.27	120.30
1	dC	97	ARG	NE-CZ-NH1	16.06	128.33	120.30
1	jL	82	ARG	NE-CZ-NH1	16.05	128.33	120.30
1	l7	167	ARG	NE-CZ-NH1	16.05	128.33	120.30
1	ah	100	ARG	NE-CZ-NH1	16.05	128.33	120.30
1	j8	173	ARG	NE-CZ-NH1	16.05	128.33	120.30
1	3u	229	ARG	NE-CZ-NH1	16.05	128.33	120.30
1	fB	173	ARG	NE-CZ-NH2	-16.05	112.27	120.30
1	2q	173	ARG	NE-CZ-NH1	16.05	128.33	120.30
1	5d	154	ARG	NE-CZ-NH1	16.05	128.33	120.30
1	bB	154	ARG	NE-CZ-NH1	16.05	128.32	120.30
1	gw	100	ARG	NE-CZ-NH1	16.04	128.32	120.30
1	3l	154	ARG	NE-CZ-NH1	16.04	128.32	120.30
1	hl	154	ARG	NE-CZ-NH1	16.04	128.32	120.30
1	2f	97	ARG	NE-CZ-NH1	16.04	128.32	120.30
1	bG	100	ARG	NE-CZ-NH2	-16.04	112.28	120.30
1	4l	100	ARG	NE-CZ-NH1	16.03	128.32	120.30
1	bi	82	ARG	NE-CZ-NH2	-16.03	112.28	120.30
1	14	18	ARG	NE-CZ-NH1	16.03	128.32	120.30
1	4D	154	ARG	NE-CZ-NH2	-16.03	112.29	120.30
1	5u	229	ARG	NE-CZ-NH1	16.03	128.31	120.30
1	eY	229	ARG	NE-CZ-NH1	16.02	128.31	120.30
1	1X	82	ARG	NE-CZ-NH1	16.02	128.31	120.30
1	S	154	ARG	NE-CZ-NH1	16.02	128.31	120.30
1	cu	143	ARG	NE-CZ-NH1	16.02	128.31	120.30
1	8R	145	TYR	CB-CG-CD1	-16.02	111.39	121.00
1	ge	229	ARG	NE-CZ-NH1	16.01	128.31	120.30
1	6N	100	ARG	NE-CZ-NH2	-16.01	112.29	120.30
1	bW	143	ARG	NE-CZ-NH1	16.01	128.31	120.30
1	a1	162	ARG	NE-CZ-NH1	16.01	128.31	120.30
1	9u	167	ARG	NE-CZ-NH1	16.01	128.30	120.30
1	19	229	ARG	NE-CZ-NH1	16.01	128.30	120.30
1	g6	82	ARG	NE-CZ-NH1	16.01	128.30	120.30
1	6S	229	ARG	NE-CZ-NH1	16.01	128.30	120.30
1	el	145	TYR	CB-CG-CD1	-16.01	111.40	121.00
1	jT	82	ARG	NE-CZ-NH1	16.00	128.30	120.30
1	2D	197	ASP	CB-CG-OD2	16.00	132.70	118.30
1	0	82	ARG	NE-CZ-NH2	-16.00	112.30	120.30

Continued on next page...

Continued from previous page...

Mol	Chain	Res	Type	Atoms	Z	Observed(°)	Ideal(°)
1	2m	18	ARG	NE-CZ-NH1	16.00	128.30	120.30
1	gs	167	ARG	NE-CZ-NH1	16.00	128.30	120.30
1	3V	132	ARG	NE-CZ-NH1	15.99	128.29	120.30
1	hF	82	ARG	NE-CZ-NH1	15.99	128.29	120.30
1	33	229	ARG	NE-CZ-NH2	-15.99	112.31	120.30
1	7l	162	ARG	NE-CZ-NH2	-15.98	112.31	120.30
1	8i	167	ARG	NE-CZ-NH1	15.98	128.29	120.30
1	fd	154	ARG	NE-CZ-NH2	-15.97	112.31	120.30
1	ft	18	ARG	NE-CZ-NH1	15.97	128.29	120.30
1	ab	145	TYR	CB-CG-CD1	15.97	130.58	121.00
1	7E	145	TYR	CB-CG-CD2	-15.97	111.42	121.00
1	gL	154	ARG	NE-CZ-NH1	15.96	128.28	120.30
1	j4	18	ARG	NE-CZ-NH1	15.96	128.28	120.30
1	jW	162	ARG	NE-CZ-NH2	-15.96	112.32	120.30
1	kY	143	ARG	NE-CZ-NH1	15.96	128.28	120.30
1	eG	82	ARG	NE-CZ-NH2	-15.96	112.32	120.30
1	lm	162	ARG	NE-CZ-NH1	15.95	128.28	120.30
1	gs	173	ARG	NE-CZ-NH1	15.95	128.27	120.30
1	gU	229	ARG	NE-CZ-NH1	15.95	128.28	120.30
1	kD	154	ARG	NE-CZ-NH1	15.94	128.27	120.30
1	hJ	130	TYR	CB-CG-CD1	15.94	130.57	121.00
1	8O	18	ARG	NE-CZ-NH2	-15.94	112.33	120.30
1	lx	97	ARG	NE-CZ-NH2	-15.94	112.33	120.30
1	iu	132	ARG	NE-CZ-NH1	15.93	128.27	120.30
1	L	229	ARG	NE-CZ-NH1	15.93	128.26	120.30
1	iI	132	ARG	NE-CZ-NH2	-15.93	112.34	120.30
1	dO	154	ARG	NE-CZ-NH1	15.92	128.26	120.30
1	cc	97	ARG	NE-CZ-NH1	15.91	128.26	120.30
1	cB	169	TYR	CB-CG-CD1	-15.91	111.45	121.00
1	8W	18	ARG	NE-CZ-NH1	15.91	128.25	120.30
1	hf	18	ARG	NE-CZ-NH2	-15.90	112.35	120.30
1	cE	162	ARG	NE-CZ-NH1	15.90	128.25	120.30
1	fD	143	ARG	NE-CZ-NH2	-15.90	112.35	120.30
1	7e	18	ARG	NE-CZ-NH2	-15.90	112.35	120.30
1	89	18	ARG	NE-CZ-NH1	15.90	128.25	120.30
1	1I	18	ARG	NE-CZ-NH1	15.90	128.25	120.30
1	hx	229	ARG	NE-CZ-NH1	15.89	128.25	120.30
1	jV	130	TYR	CB-CG-CD2	-15.89	111.47	121.00
1	cR	154	ARG	NE-CZ-NH2	-15.89	112.35	120.30
1	iK	173	ARG	NE-CZ-NH2	-15.89	112.36	120.30
1	jN	173	ARG	NE-CZ-NH2	-15.88	112.36	120.30
1	8Y	167	ARG	NE-CZ-NH1	15.88	128.24	120.30

Continued on next page...

Continued from previous page...

Mol	Chain	Res	Type	Atoms	Z	Observed(°)	Ideal(°)
1	lf	229	ARG	NE-CZ-NH1	15.88	128.24	120.30
1	gK	100	ARG	NE-CZ-NH1	15.88	128.24	120.30
1	9K	143	ARG	NE-CZ-NH1	15.88	128.24	120.30
1	cq	143	ARG	NE-CZ-NH1	15.88	128.24	120.30
1	gn	169	TYR	CB-CG-CD2	-15.88	111.47	121.00
1	jt	100	ARG	NE-CZ-NH2	-15.88	112.36	120.30
1	4l	164	TYR	CB-CG-CD2	-15.88	111.47	121.00
1	8c	154	ARG	NE-CZ-NH2	-15.88	112.36	120.30
1	av	229	ARG	NE-CZ-NH1	15.87	128.24	120.30
1	c4	143	ARG	NE-CZ-NH2	-15.87	112.36	120.30
1	ln	40	PHE	CB-CG-CD2	-15.87	109.69	120.80
1	8G	82	ARG	NE-CZ-NH1	15.87	128.24	120.30
1	hZ	18	ARG	NE-CZ-NH1	15.87	128.23	120.30
1	kA	143	ARG	NE-CZ-NH1	15.87	128.23	120.30
1	9O	173	ARG	NE-CZ-NH1	15.87	128.23	120.30
1	9V	173	ARG	NE-CZ-NH2	-15.86	112.37	120.30
1	fP	100	ARG	NE-CZ-NH1	15.86	128.23	120.30
1	lN	132	ARG	NE-CZ-NH2	15.86	128.23	120.30
1	cP	229	ARG	NE-CZ-NH1	15.86	128.23	120.30
1	59	100	ARG	NE-CZ-NH2	-15.86	112.37	120.30
1	gT	100	ARG	NE-CZ-NH2	-15.86	112.37	120.30
1	fh	173	ARG	NE-CZ-NH1	15.86	128.23	120.30
1	aS	97	ARG	NE-CZ-NH1	15.85	128.22	120.30
1	gD	97	ARG	NE-CZ-NH1	15.85	128.22	120.30
1	l7	82	ARG	NE-CZ-NH2	-15.84	112.38	120.30
1	6C	167	ARG	NE-CZ-NH1	15.84	128.22	120.30
1	d6	18	ARG	NE-CZ-NH1	15.84	128.22	120.30
1	eM	18	ARG	NE-CZ-NH1	15.84	128.22	120.30
1	9O	169	TYR	CB-CG-CD1	15.84	130.50	121.00
1	gX	143	ARG	NE-CZ-NH1	15.84	128.22	120.30
1	4a	130	TYR	CB-CG-CD2	-15.84	111.50	121.00
1	8q	132	ARG	NE-CZ-NH1	15.84	128.22	120.30
1	aO	167	ARG	NE-CZ-NH2	-15.84	112.38	120.30
1	8x	162	ARG	NE-CZ-NH1	15.83	128.22	120.30
1	jl	18	ARG	NE-CZ-NH2	-15.83	112.39	120.30
1	3f	162	ARG	NE-CZ-NH2	-15.82	112.39	120.30
1	50	162	ARG	NE-CZ-NH1	15.82	128.21	120.30
1	7b	82	ARG	NE-CZ-NH1	15.82	128.21	120.30
1	ck	82	ARG	NE-CZ-NH1	15.82	128.21	120.30
1	s	18	ARG	NE-CZ-NH1	15.82	128.21	120.30
1	2L	143	ARG	NE-CZ-NH2	-15.82	112.39	120.30
1	jB	130	TYR	CB-CG-CD2	-15.81	111.51	121.00

Continued on next page...

Continued from previous page...

Mol	Chain	Res	Type	Atoms	Z	Observed(°)	Ideal(°)
1	6T	173	ARG	NE-CZ-NH2	-15.81	112.39	120.30
1	dY	167	ARG	NE-CZ-NH1	15.81	128.21	120.30
1	3L	173	ARG	NE-CZ-NH1	15.81	128.20	120.30
1	ef	173	ARG	NE-CZ-NH2	-15.80	112.40	120.30
1	fl	132	ARG	NE-CZ-NH2	-15.80	112.40	120.30
1	go	167	ARG	NE-CZ-NH1	15.80	128.20	120.30
1	5D	164	TYR	CB-CG-CD2	-15.80	111.52	121.00
1	95	173	ARG	NE-CZ-NH1	15.80	128.20	120.30
1	u	167	ARG	NE-CZ-NH1	15.80	128.20	120.30
1	bQ	97	ARG	NE-CZ-NH2	-15.80	112.40	120.30
1	L	97	ARG	NE-CZ-NH1	15.79	128.20	120.30
1	hA	18	ARG	NE-CZ-NH1	15.79	128.19	120.30
1	iP	82	ARG	NE-CZ-NH1	15.79	128.19	120.30
1	k4	82	ARG	NE-CZ-NH2	-15.79	112.41	120.30
1	lq	229	ARG	NE-CZ-NH1	15.79	128.19	120.30
1	lQ	82	ARG	NE-CZ-NH1	15.79	128.19	120.30
1	54	229	ARG	NE-CZ-NH1	15.79	128.19	120.30
1	ll	143	ARG	NE-CZ-NH1	15.79	128.19	120.30
1	3b	173	ARG	NE-CZ-NH1	15.79	128.19	120.30
1	aX	167	ARG	NE-CZ-NH1	15.78	128.19	120.30
1	bT	173	ARG	NE-CZ-NH2	-15.78	112.41	120.30
1	eZ	167	ARG	NE-CZ-NH1	15.78	128.19	120.30
1	65	97	ARG	NE-CZ-NH1	15.78	128.19	120.30
1	az	18	ARG	NE-CZ-NH1	15.78	128.19	120.30
1	bB	162	ARG	NE-CZ-NH1	15.78	128.19	120.30
1	gG	162	ARG	NE-CZ-NH2	-15.77	112.41	120.30
1	66	130	TYR	CB-CG-CD2	-15.77	111.54	121.00
1	9Q	143	ARG	NE-CZ-NH1	15.77	128.19	120.30
1	hq	18	ARG	NE-CZ-NH1	15.77	128.19	120.30
1	cS	143	ARG	NE-CZ-NH1	15.77	128.19	120.30
1	k5	167	ARG	NE-CZ-NH1	15.77	128.19	120.30
1	hw	132	ARG	NE-CZ-NH1	15.77	128.18	120.30
1	cP	100	ARG	NE-CZ-NH2	-15.77	112.42	120.30
1	9j	18	ARG	NE-CZ-NH2	-15.77	112.42	120.30
1	lp	169	TYR	CB-CG-CD2	-15.76	111.54	121.00
1	4Y	100	ARG	NE-CZ-NH1	15.76	128.18	120.30
1	5u	18	ARG	NE-CZ-NH1	15.76	128.18	120.30
1	dI	167	ARG	NE-CZ-NH1	15.76	128.18	120.30
1	fQ	162	ARG	NE-CZ-NH2	-15.76	112.42	120.30
1	jk	82	ARG	NE-CZ-NH1	15.75	128.18	120.30
1	ax	143	ARG	NE-CZ-NH1	15.75	128.18	120.30
1	bN	132	ARG	NE-CZ-NH1	15.75	128.18	120.30

Continued on next page...

Continued from previous page...

Mol	Chain	Res	Type	Atoms	Z	Observed(°)	Ideal(°)
1	d7	82	ARG	NE-CZ-NH1	15.75	128.18	120.30
1	eH	162	ARG	NE-CZ-NH1	15.75	128.18	120.30
1	k5	167	ARG	NE-CZ-NH2	-15.75	112.43	120.30
1	fP	97	ARG	NE-CZ-NH1	15.75	128.17	120.30
1	4e	154	ARG	NE-CZ-NH1	15.74	128.17	120.30
1	E	167	ARG	NE-CZ-NH1	15.74	128.17	120.30
1	5D	143	ARG	NE-CZ-NH1	15.74	128.17	120.30
1	jE	132	ARG	NE-CZ-NH1	15.74	128.17	120.30
1	5m	173	ARG	NE-CZ-NH1	15.74	128.17	120.30
1	53	130	TYR	CB-CG-CD2	-15.74	111.56	121.00
1	6J	97	ARG	NE-CZ-NH1	15.74	128.17	120.30
1	hi	154	ARG	NE-CZ-NH1	15.73	128.17	120.30
1	41	132	ARG	NE-CZ-NH2	-15.73	112.43	120.30
1	96	229	ARG	NE-CZ-NH2	-15.73	112.43	120.30
1	9C	97	ARG	NE-CZ-NH2	-15.73	112.43	120.30
1	hE	154	ARG	NE-CZ-NH1	15.73	128.16	120.30
1	5g	82	ARG	NE-CZ-NH2	-15.73	112.44	120.30
1	v	18	ARG	NE-CZ-NH1	15.73	128.16	120.30
1	6R	100	ARG	NE-CZ-NH2	15.73	128.16	120.30
1	iu	167	ARG	NE-CZ-NH1	15.72	128.16	120.30
1	l4	82	ARG	NE-CZ-NH1	15.72	128.16	120.30
1	cb	132	ARG	NE-CZ-NH1	15.72	128.16	120.30
1	ev	164	TYR	CB-CG-CD2	-15.72	111.57	121.00
1	48	167	ARG	NE-CZ-NH1	15.72	128.16	120.30
1	at	82	ARG	NE-CZ-NH1	15.71	128.16	120.30
1	dv	161	PHE	CB-CG-CD2	-15.72	109.80	120.80
1	5w	130	TYR	CB-CG-CD1	15.70	130.42	121.00
1	5x	143	ARG	NE-CZ-NH1	15.71	128.15	120.30
1	b	164	TYR	CB-CG-CD1	-15.70	111.58	121.00
1	ln	97	ARG	NE-CZ-NH2	-15.70	112.45	120.30
1	az	132	ARG	NE-CZ-NH2	-15.70	112.45	120.30
1	cg	167	ARG	NE-CZ-NH1	15.70	128.15	120.30
1	fs	143	ARG	NE-CZ-NH1	15.70	128.15	120.30
1	gY	167	ARG	NE-CZ-NH2	-15.69	112.45	120.30
1	lD	162	ARG	NE-CZ-NH2	-15.69	112.45	120.30
1	lQ	167	ARG	NE-CZ-NH1	15.69	128.15	120.30
1	85	154	ARG	NE-CZ-NH1	15.69	128.15	120.30
1	4Z	154	ARG	NE-CZ-NH1	15.69	128.15	120.30
1	hn	143	ARG	NE-CZ-NH1	15.69	128.14	120.30
1	4X	145	TYR	CB-CG-CD2	15.68	130.41	121.00
1	7r	167	ARG	NE-CZ-NH2	-15.68	112.46	120.30
1	av	168	PHE	CB-CG-CD1	-15.68	109.82	120.80

Continued on next page...

Continued from previous page...

Mol	Chain	Res	Type	Atoms	Z	Observed(°)	Ideal(°)
1	n	229	ARG	NE-CZ-NH1	15.68	128.14	120.30
1	ly	100	ARG	NE-CZ-NH2	-15.68	112.46	120.30
1	8v	82	ARG	NE-CZ-NH2	-15.68	112.46	120.30
1	bB	229	ARG	NE-CZ-NH2	-15.68	112.46	120.30
1	9z	145	TYR	CB-CG-CD2	-15.68	111.59	121.00
1	da	173	ARG	NE-CZ-NH1	15.68	128.14	120.30
1	dI	97	ARG	NE-CZ-NH1	15.67	128.13	120.30
1	1U	162	ARG	NE-CZ-NH2	-15.66	112.47	120.30
1	9s	229	ARG	NE-CZ-NH1	15.66	128.13	120.30
1	8P	229	ARG	NE-CZ-NH2	-15.66	112.47	120.30
1	f5	97	ARG	NE-CZ-NH1	15.66	128.13	120.30
1	4p	154	ARG	NE-CZ-NH1	15.65	128.13	120.30
1	r	169	TYR	CB-CG-CD1	15.65	130.39	121.00
1	gS	18	ARG	NE-CZ-NH2	-15.65	112.47	120.30
1	hK	82	ARG	NE-CZ-NH1	15.65	128.12	120.30
1	2l	100	ARG	NE-CZ-NH2	-15.65	112.48	120.30
1	dd	162	ARG	NE-CZ-NH1	15.64	128.12	120.30
1	fU	82	ARG	NE-CZ-NH1	15.64	128.12	120.30
1	jO	154	ARG	NE-CZ-NH1	15.64	128.12	120.30
1	d9	18	ARG	NE-CZ-NH1	15.64	128.12	120.30
1	6f	82	ARG	NE-CZ-NH2	-15.64	112.48	120.30
1	80	143	ARG	NE-CZ-NH2	-15.64	112.48	120.30
1	cB	167	ARG	NE-CZ-NH1	15.64	128.12	120.30
1	E	229	ARG	NE-CZ-NH1	15.64	128.12	120.30
1	f0	229	ARG	NE-CZ-NH1	15.63	128.12	120.30
1	4l	100	ARG	NE-CZ-NH1	15.63	128.12	120.30
1	cZ	82	ARG	NE-CZ-NH2	-15.63	112.48	120.30
1	6l	132	ARG	NE-CZ-NH1	15.63	128.12	120.30
1	iH	169	TYR	CB-CG-CD2	15.63	130.38	121.00
1	9P	97	ARG	NE-CZ-NH2	-15.63	112.49	120.30
1	aY	143	ARG	NE-CZ-NH1	15.63	128.11	120.30
1	1k	173	ARG	NE-CZ-NH2	-15.62	112.49	120.30
1	in	143	ARG	NE-CZ-NH1	15.62	128.11	120.30
1	iP	143	ARG	NE-CZ-NH1	15.62	128.11	120.30
1	1l	173	ARG	NE-CZ-NH1	15.62	128.11	120.30
1	bl	229	ARG	NE-CZ-NH2	-15.62	112.49	120.30
1	gB	154	ARG	NE-CZ-NH2	-15.61	112.49	120.30
1	kq	154	ARG	NE-CZ-NH2	-15.61	112.49	120.30
1	5M	97	ARG	NE-CZ-NH1	15.61	128.11	120.30
1	hW	143	ARG	NE-CZ-NH1	15.61	128.10	120.30
1	5f	100	ARG	NE-CZ-NH2	-15.61	112.50	120.30
1	dM	143	ARG	NE-CZ-NH1	15.61	128.10	120.30

Continued on next page...

Continued from previous page...

Mol	Chain	Res	Type	Atoms	Z	Observed(°)	Ideal(°)
1	dB	132	ARG	NE-CZ-NH1	15.60	128.10	120.30
1	kr	132	ARG	NE-CZ-NH1	15.60	128.10	120.30
1	jL	143	ARG	NE-CZ-NH1	15.60	128.10	120.30
1	4p	82	ARG	NE-CZ-NH1	15.60	128.10	120.30
1	6e	97	ARG	NE-CZ-NH1	15.60	128.10	120.30
1	dG	162	ARG	NE-CZ-NH1	15.60	128.10	120.30
1	bN	167	ARG	NE-CZ-NH2	-15.60	112.50	120.30
1	la	145	TYR	CB-CG-CD1	-15.60	111.64	121.00
1	6h	167	ARG	NE-CZ-NH1	15.60	128.10	120.30
1	e6	130	TYR	CB-CG-CD2	-15.60	111.64	121.00
1	2j	82	ARG	NE-CZ-NH1	15.59	128.09	120.30
1	4l	164	TYR	CB-CG-CD1	15.59	130.35	121.00
1	6l	18	ARG	NE-CZ-NH2	-15.59	112.50	120.30
1	b2	167	ARG	NE-CZ-NH1	15.59	128.09	120.30
1	dA	229	ARG	NE-CZ-NH1	15.59	128.09	120.30
1	en	82	ARG	NE-CZ-NH1	15.59	128.09	120.30
1	gy	145	TYR	CB-CG-CD1	-15.59	111.65	121.00
1	jH	154	ARG	NE-CZ-NH1	15.58	128.09	120.30
1	jN	130	TYR	CB-CG-CD1	15.58	130.35	121.00
1	dA	82	ARG	NE-CZ-NH2	-15.58	112.51	120.30
1	1x	100	ARG	NE-CZ-NH1	15.57	128.09	120.30
1	6M	82	ARG	NE-CZ-NH1	15.57	128.09	120.30
1	cK	82	ARG	NE-CZ-NH1	15.57	128.08	120.30
1	7D	130	TYR	CB-CG-CD2	-15.56	111.66	121.00
1	ll	97	ARG	NE-CZ-NH1	15.56	128.08	120.30
1	7S	164	TYR	CB-CG-CD2	15.56	130.34	121.00
1	b	132	ARG	NE-CZ-NH1	15.56	128.08	120.30
1	8m	97	ARG	NE-CZ-NH1	15.56	128.08	120.30
1	e2	143	ARG	NE-CZ-NH2	15.56	128.08	120.30
1	ef	154	ARG	NE-CZ-NH1	15.56	128.08	120.30
1	iP	82	ARG	NE-CZ-NH2	-15.56	112.52	120.30
1	6e	100	ARG	NE-CZ-NH1	15.56	128.08	120.30
1	b9	167	ARG	NE-CZ-NH1	15.56	128.08	120.30
1	bm	132	ARG	NE-CZ-NH2	15.55	128.08	120.30
1	8x	132	ARG	NE-CZ-NH2	-15.55	112.52	120.30
1	bW	132	ARG	NE-CZ-NH1	15.55	128.08	120.30
1	eU	164	TYR	CB-CG-CD1	15.55	130.33	121.00
1	hU	18	ARG	NE-CZ-NH1	15.55	128.07	120.30
1	i0	167	ARG	NE-CZ-NH2	-15.55	112.53	120.30
1	cR	162	ARG	NE-CZ-NH1	15.55	128.07	120.30
1	25	18	ARG	NE-CZ-NH2	-15.55	112.53	120.30
1	n	143	ARG	NE-CZ-NH2	-15.55	112.53	120.30

Continued on next page...

Continued from previous page...

Mol	Chain	Res	Type	Atoms	Z	Observed(°)	Ideal(°)
1	lt	229	ARG	NE-CZ-NH1	15.54	128.07	120.30
1	4l	97	ARG	NE-CZ-NH2	-15.54	112.53	120.30
1	53	82	ARG	NE-CZ-NH2	15.54	128.07	120.30
1	92	154	ARG	NE-CZ-NH2	-15.54	112.53	120.30
1	dM	173	ARG	NE-CZ-NH1	15.54	128.07	120.30
1	3E	18	ARG	NE-CZ-NH1	15.53	128.07	120.30
1	ak	132	ARG	NE-CZ-NH1	15.53	128.06	120.30
1	gf	97	ARG	NE-CZ-NH1	15.53	128.06	120.30
1	au	173	ARG	NE-CZ-NH1	15.52	128.06	120.30
1	ig	154	ARG	NE-CZ-NH2	-15.52	112.54	120.30
1	er	229	ARG	NE-CZ-NH2	-15.52	112.54	120.30
1	eN	97	ARG	NE-CZ-NH2	-15.52	112.54	120.30
1	2X	100	ARG	NE-CZ-NH2	-15.52	112.54	120.30
1	4O	97	ARG	NE-CZ-NH1	15.52	128.06	120.30
1	9y	82	ARG	NE-CZ-NH1	15.52	128.06	120.30
1	cW	18	ARG	NE-CZ-NH1	15.51	128.06	120.30
1	kq	82	ARG	NE-CZ-NH1	15.51	128.06	120.30
1	5q	18	ARG	NE-CZ-NH1	15.51	128.06	120.30
1	aK	130	TYR	CB-CG-CD1	15.51	130.31	121.00
1	he	229	ARG	NE-CZ-NH2	15.51	128.05	120.30
1	5b	173	ARG	NE-CZ-NH2	-15.51	112.55	120.30
1	e2	173	ARG	NE-CZ-NH1	15.50	128.05	120.30
1	6E	162	ARG	NE-CZ-NH1	15.50	128.05	120.30
1	cV	154	ARG	NE-CZ-NH1	15.50	128.05	120.30
1	gu	97	ARG	NE-CZ-NH2	-15.49	112.55	120.30
1	hQ	154	ARG	NE-CZ-NH1	15.49	128.05	120.30
1	7e	132	ARG	NE-CZ-NH2	-15.49	112.56	120.30
1	hz	143	ARG	NE-CZ-NH1	15.49	128.04	120.30
1	hW	173	ARG	NE-CZ-NH1	15.48	128.04	120.30
1	lc	167	ARG	NE-CZ-NH1	15.48	128.04	120.30
1	4F	97	ARG	NE-CZ-NH1	15.48	128.04	120.30
1	hP	132	ARG	NE-CZ-NH1	15.47	128.04	120.30
1	d0	100	ARG	NE-CZ-NH2	-15.47	112.56	120.30
1	9x	143	ARG	NE-CZ-NH1	15.47	128.03	120.30
1	7d	18	ARG	NE-CZ-NH2	15.46	128.03	120.30
1	lL	167	ARG	NE-CZ-NH1	15.46	128.03	120.30
1	4h	132	ARG	NE-CZ-NH1	15.46	128.03	120.30
1	cV	132	ARG	NE-CZ-NH2	-15.46	112.57	120.30
1	4o	132	ARG	NE-CZ-NH2	-15.46	112.57	120.30
1	8w	100	ARG	NE-CZ-NH1	15.46	128.03	120.30
1	aj	132	ARG	NE-CZ-NH2	-15.46	112.57	120.30
1	aU	145	TYR	CB-CG-CD2	-15.46	111.73	121.00

Continued on next page...

Continued from previous page...

Mol	Chain	Res	Type	Atoms	Z	Observed(°)	Ideal(°)
1	4E	132	ARG	NE-CZ-NH2	-15.45	112.57	120.30
1	7V	100	ARG	NE-CZ-NH1	15.45	128.03	120.30
1	9w	18	ARG	NE-CZ-NH2	-15.45	112.57	120.30
1	1U	229	ARG	NE-CZ-NH2	15.45	128.03	120.30
1	63	229	ARG	NE-CZ-NH1	15.45	128.02	120.30
1	7K	229	ARG	NE-CZ-NH2	-15.45	112.58	120.30
1	kz	18	ARG	NE-CZ-NH2	-15.44	112.58	120.30
1	6l	100	ARG	NE-CZ-NH2	-15.45	112.58	120.30
1	9S	167	ARG	NE-CZ-NH1	15.45	128.02	120.30
1	dc	132	ARG	NE-CZ-NH1	15.45	128.02	120.30
1	iJ	82	ARG	NE-CZ-NH1	15.44	128.02	120.30
1	3U	162	ARG	NE-CZ-NH1	15.44	128.02	120.30
1	3T	229	ARG	NE-CZ-NH2	-15.44	112.58	120.30
1	2L	154	ARG	NE-CZ-NH2	-15.43	112.58	120.30
1	hr	97	ARG	NE-CZ-NH1	15.43	128.01	120.30
1	8e	97	ARG	NE-CZ-NH1	15.43	128.01	120.30
1	13	167	ARG	NE-CZ-NH2	-15.43	112.59	120.30
1	1z	154	ARG	NE-CZ-NH1	15.43	128.01	120.30
1	hr	154	ARG	NE-CZ-NH1	15.43	128.01	120.30
1	jd	229	ARG	NE-CZ-NH1	15.43	128.01	120.30
1	8m	132	ARG	NE-CZ-NH1	15.42	128.01	120.30
1	gL	167	ARG	NE-CZ-NH1	15.42	128.01	120.30
1	4f	143	ARG	NE-CZ-NH2	-15.42	112.59	120.30
1	b4	100	ARG	NE-CZ-NH1	15.42	128.01	120.30
1	6I	82	ARG	NE-CZ-NH1	15.42	128.01	120.30
1	7k	82	ARG	NE-CZ-NH1	15.42	128.01	120.30
1	17	167	ARG	NE-CZ-NH1	15.42	128.01	120.30
1	5M	143	ARG	NE-CZ-NH1	15.42	128.01	120.30
1	aq	167	ARG	NE-CZ-NH1	15.42	128.01	120.30
1	95	154	ARG	NE-CZ-NH1	15.41	128.01	120.30
1	iv	82	ARG	NE-CZ-NH2	15.41	128.01	120.30
1	bH	229	ARG	NE-CZ-NH2	-15.41	112.59	120.30
1	dN	143	ARG	NE-CZ-NH2	15.41	128.00	120.30
1	iH	173	ARG	NE-CZ-NH1	15.40	128.00	120.30
1	7p	18	ARG	NE-CZ-NH1	15.40	128.00	120.30
1	gd	132	ARG	NE-CZ-NH1	15.40	128.00	120.30
1	9k	154	ARG	NE-CZ-NH1	15.40	128.00	120.30
1	iZ	173	ARG	NE-CZ-NH1	15.40	128.00	120.30
1	jB	130	TYR	CB-CG-CD1	15.39	130.23	121.00
1	c9	154	ARG	NE-CZ-NH1	15.39	128.00	120.30
1	O	167	ARG	NE-CZ-NH1	15.38	127.99	120.30
1	gn	154	ARG	NE-CZ-NH2	15.38	127.99	120.30

Continued on next page...

Continued from previous page...

Mol	Chain	Res	Type	Atoms	Z	Observed(°)	Ideal(°)
1	hE	145	TYR	CB-CG-CD2	-15.38	111.77	121.00
1	j7	82	ARG	NE-CZ-NH2	-15.38	112.61	120.30
1	hr	154	ARG	NE-CZ-NH2	-15.38	112.61	120.30
1	5E	97	ARG	NE-CZ-NH1	15.38	127.99	120.30
1	10	229	ARG	NE-CZ-NH2	15.38	127.99	120.30
1	lC	18	ARG	NE-CZ-NH1	15.38	127.99	120.30
1	2n	100	ARG	NE-CZ-NH2	-15.38	112.61	120.30
1	ax	143	ARG	NE-CZ-NH2	-15.38	112.61	120.30
1	iv	162	ARG	NE-CZ-NH1	15.38	127.99	120.30
1	9p	97	ARG	NE-CZ-NH2	-15.38	112.61	120.30
1	7B	143	ARG	NE-CZ-NH1	15.37	127.99	120.30
1	1n	143	ARG	NE-CZ-NH1	15.37	127.99	120.30
1	dj	154	ARG	NE-CZ-NH1	15.37	127.98	120.30
1	fz	229	ARG	NE-CZ-NH2	-15.37	112.61	120.30
1	7i	167	ARG	NE-CZ-NH1	15.37	127.98	120.30
1	1Q	18	ARG	NE-CZ-NH2	-15.36	112.62	120.30
1	jm	169	TYR	CB-CG-CD2	-15.36	111.78	121.00
1	el	167	ARG	NE-CZ-NH1	15.36	127.98	120.30
1	fD	97	ARG	NE-CZ-NH1	15.36	127.98	120.30
1	aK	18	ARG	NE-CZ-NH2	-15.36	112.62	120.30
1	ev	154	ARG	NE-CZ-NH1	15.36	127.98	120.30
1	kR	97	ARG	NE-CZ-NH1	15.35	127.98	120.30
1	4L	154	ARG	NE-CZ-NH1	15.35	127.98	120.30
1	53	100	ARG	NE-CZ-NH1	15.35	127.98	120.30
1	hF	167	ARG	NE-CZ-NH2	-15.35	112.63	120.30
1	8S	167	ARG	NE-CZ-NH2	-15.35	112.62	120.30
1	5C	173	ARG	NE-CZ-NH1	15.35	127.97	120.30
1	ho	154	ARG	NE-CZ-NH1	15.34	127.97	120.30
1	iC	132	ARG	NE-CZ-NH1	15.34	127.97	120.30
1	l9	18	ARG	NE-CZ-NH1	15.34	127.97	120.30
1	6g	173	ARG	NE-CZ-NH2	-15.34	112.63	120.30
1	jz	143	ARG	NE-CZ-NH1	15.34	127.97	120.30
1	9l	167	ARG	NE-CZ-NH1	15.33	127.97	120.30
1	9v	162	ARG	NE-CZ-NH2	-15.33	112.63	120.30
1	8x	145	TYR	CB-CG-CD2	15.33	130.20	121.00
1	kX	167	ARG	NE-CZ-NH1	15.33	127.97	120.30
1	35	97	ARG	NE-CZ-NH2	-15.33	112.64	120.30
1	2B	18	ARG	NE-CZ-NH1	15.33	127.96	120.30
1	iC	229	ARG	NE-CZ-NH1	15.32	127.96	120.30
1	3s	145	TYR	CB-CG-CD2	15.32	130.19	121.00
1	dw	167	ARG	NE-CZ-NH1	15.32	127.96	120.30
1	6K	167	ARG	NE-CZ-NH2	-15.32	112.64	120.30

Continued on next page...

Continued from previous page...

Mol	Chain	Res	Type	Atoms	Z	Observed(°)	Ideal(°)
1	n	154	ARG	NE-CZ-NH1	15.32	127.96	120.30
1	9y	154	ARG	NE-CZ-NH1	15.32	127.96	120.30
1	io	82	ARG	NE-CZ-NH1	15.32	127.96	120.30
1	22	162	ARG	NE-CZ-NH2	-15.31	112.64	120.30
1	7i	143	ARG	NE-CZ-NH2	-15.31	112.64	120.30
1	9N	97	ARG	NE-CZ-NH1	15.31	127.96	120.30
1	1k	82	ARG	NE-CZ-NH1	15.31	127.95	120.30
1	eb	18	ARG	NE-CZ-NH1	15.31	127.96	120.30
1	7S	164	TYR	CB-CG-CD1	-15.31	111.81	121.00
1	5L	229	ARG	NE-CZ-NH1	15.31	127.95	120.30
1	aw	82	ARG	NE-CZ-NH1	15.31	127.95	120.30
1	em	154	ARG	NE-CZ-NH1	15.31	127.95	120.30
1	R	229	ARG	NE-CZ-NH1	15.31	127.95	120.30
1	2d	143	ARG	NE-CZ-NH2	-15.30	112.65	120.30
1	ah	173	ARG	NE-CZ-NH1	15.30	127.95	120.30
1	io	229	ARG	NE-CZ-NH1	15.30	127.95	120.30
1	1z	18	ARG	NE-CZ-NH1	15.30	127.95	120.30
1	fV	173	ARG	NE-CZ-NH1	15.30	127.95	120.30
1	4u	97	ARG	NE-CZ-NH1	15.30	127.95	120.30
1	1J	143	ARG	NE-CZ-NH2	-15.29	112.65	120.30
1	jy	167	ARG	NE-CZ-NH1	15.29	127.94	120.30
1	aA	229	ARG	NE-CZ-NH1	15.29	127.95	120.30
1	ci	173	ARG	NE-CZ-NH2	15.29	127.95	120.30
1	gd	167	ARG	NE-CZ-NH1	15.29	127.94	120.30
1	3s	164	TYR	CB-CG-CD1	15.29	130.17	121.00
1	2R	169	TYR	CB-CG-CD1	-15.29	111.83	121.00
1	4a	18	ARG	NE-CZ-NH1	15.29	127.94	120.30
1	hr	167	ARG	NE-CZ-NH1	15.28	127.94	120.30
1	3W	173	ARG	NE-CZ-NH1	15.28	127.94	120.30
1	70	18	ARG	NE-CZ-NH1	15.28	127.94	120.30
1	aE	154	ARG	NE-CZ-NH1	15.28	127.94	120.30
1	1t	167	ARG	NE-CZ-NH1	15.28	127.94	120.30
1	3R	82	ARG	NE-CZ-NH2	-15.28	112.66	120.30
1	gm	229	ARG	NE-CZ-NH2	-15.28	112.66	120.30
1	jJ	82	ARG	NE-CZ-NH1	15.28	127.94	120.30
1	k1	82	ARG	NE-CZ-NH1	15.28	127.94	120.30
1	2Q	169	TYR	CB-CG-CD2	15.28	130.16	121.00
1	kS	18	ARG	NE-CZ-NH2	15.27	127.94	120.30
1	iD	167	ARG	NE-CZ-NH1	15.27	127.94	120.30
1	1m	97	ARG	NE-CZ-NH1	15.27	127.94	120.30
1	hk	132	ARG	NE-CZ-NH2	15.27	127.94	120.30
1	6o	154	ARG	NE-CZ-NH1	15.27	127.93	120.30

Continued on next page...

Continued from previous page...

Mol	Chain	Res	Type	Atoms	Z	Observed(°)	Ideal(°)
1	8d	145	TYR	CB-CG-CD1	-15.27	111.84	121.00
1	gu	162	ARG	NE-CZ-NH1	15.27	127.93	120.30
1	1d	143	ARG	NE-CZ-NH1	15.27	127.93	120.30
1	7o	162	ARG	NE-CZ-NH1	15.26	127.93	120.30
1	fU	132	ARG	NE-CZ-NH1	15.26	127.93	120.30
1	5r	173	ARG	NE-CZ-NH1	15.26	127.93	120.30
1	ee	100	ARG	NE-CZ-NH1	15.26	127.93	120.30
1	2M	18	ARG	NE-CZ-NH2	-15.25	112.67	120.30
1	5D	173	ARG	NE-CZ-NH1	15.25	127.93	120.30
1	eL	162	ARG	NE-CZ-NH2	-15.25	112.67	120.30
1	iH	97	ARG	NE-CZ-NH2	-15.25	112.68	120.30
1	kP	143	ARG	NE-CZ-NH2	-15.24	112.68	120.30
1	13	82	ARG	NE-CZ-NH1	15.24	127.92	120.30
1	5r	82	ARG	NE-CZ-NH2	-15.24	112.68	120.30
1	l	132	ARG	NE-CZ-NH2	-15.24	112.68	120.30
1	gs	143	ARG	NE-CZ-NH1	15.24	127.92	120.30
1	gD	18	ARG	NE-CZ-NH1	15.24	127.92	120.30
1	iM	173	ARG	NE-CZ-NH2	-15.24	112.68	120.30
1	d4	162	ARG	NE-CZ-NH2	-15.24	112.68	120.30
1	2V	167	ARG	NE-CZ-NH2	-15.23	112.68	120.30
1	4C	100	ARG	NE-CZ-NH1	15.23	127.92	120.30
1	64	82	ARG	NE-CZ-NH2	-15.23	112.68	120.30
1	aU	100	ARG	NE-CZ-NH1	15.23	127.92	120.30
1	7Q	164	TYR	CB-CG-CD1	-15.23	111.86	121.00
1	ax	167	ARG	NE-CZ-NH1	15.23	127.92	120.30
1	fV	173	ARG	NE-CZ-NH2	-15.23	112.69	120.30
1	n	162	ARG	NE-CZ-NH1	15.23	127.92	120.30
1	ju	229	ARG	NE-CZ-NH1	15.23	127.91	120.30
1	hC	100	ARG	NE-CZ-NH1	15.22	127.91	120.30
1	lB	18	ARG	NE-CZ-NH1	15.22	127.91	120.30
1	3P	162	ARG	NE-CZ-NH2	-15.22	112.69	120.30
1	kG	32	PHE	CB-CG-CD2	15.22	131.45	120.80
1	2d	132	ARG	NE-CZ-NH1	-15.22	112.69	120.30
1	4F	82	ARG	NE-CZ-NH1	15.21	127.91	120.30
1	86	143	ARG	NE-CZ-NH1	15.21	127.91	120.30
1	4v	143	ARG	NE-CZ-NH2	-15.21	112.69	120.30
1	if	132	ARG	NE-CZ-NH2	-15.21	112.70	120.30
1	ju	100	ARG	NE-CZ-NH2	-15.21	112.70	120.30
1	4n	162	ARG	NE-CZ-NH2	-15.21	112.70	120.30
1	8b	132	ARG	NE-CZ-NH1	15.21	127.90	120.30
1	9v	173	ARG	NE-CZ-NH1	15.21	127.90	120.30
1	fo	82	ARG	NE-CZ-NH2	-15.21	112.70	120.30

Continued on next page...

Continued from previous page...

Mol	Chain	Res	Type	Atoms	Z	Observed(°)	Ideal(°)
1	hx	143	ARG	NE-CZ-NH1	15.20	127.90	120.30
1	7Y	143	ARG	NE-CZ-NH2	-15.20	112.70	120.30
1	4u	18	ARG	NE-CZ-NH2	-15.20	112.70	120.30
1	dy	145	TYR	CB-CG-CD2	15.20	130.12	121.00
1	dI	162	ARG	NE-CZ-NH1	15.20	127.90	120.30
1	59	173	ARG	NE-CZ-NH1	15.20	127.90	120.30
1	cP	18	ARG	NE-CZ-NH2	-15.20	112.70	120.30
1	fu	143	ARG	NE-CZ-NH1	15.20	127.90	120.30
1	b	97	ARG	NE-CZ-NH1	15.20	127.90	120.30
1	5q	229	ARG	NE-CZ-NH2	-15.20	112.70	120.30
1	5E	154	ARG	NE-CZ-NH1	15.20	127.90	120.30
1	b	154	ARG	NE-CZ-NH1	15.20	127.90	120.30
1	q	132	ARG	NE-CZ-NH1	15.19	127.90	120.30
1	Q	132	ARG	NE-CZ-NH1	15.20	127.90	120.30
1	4T	82	ARG	NE-CZ-NH1	15.19	127.90	120.30
1	eV	229	ARG	NE-CZ-NH2	-15.19	112.70	120.30
1	bv	100	ARG	NE-CZ-NH2	-15.19	112.70	120.30
1	2n	132	ARG	NE-CZ-NH2	-15.19	112.71	120.30
1	57	154	ARG	NE-CZ-NH1	15.19	127.89	120.30
1	9Z	162	ARG	NE-CZ-NH2	-15.19	112.70	120.30
1	gs	229	ARG	NE-CZ-NH2	-15.19	112.71	120.30
1	6a	162	ARG	NE-CZ-NH1	15.19	127.89	120.30
1	9p	154	ARG	NE-CZ-NH1	15.19	127.89	120.30
1	fa	173	ARG	NE-CZ-NH1	15.19	127.89	120.30
1	6P	130	TYR	CB-CG-CD1	-15.18	111.89	121.00
1	a6	18	ARG	NE-CZ-NH1	15.18	127.89	120.30
1	jG	82	ARG	NE-CZ-NH2	-15.18	112.71	120.30
1	5b	154	ARG	NE-CZ-NH2	-15.18	112.71	120.30
1	fu	229	ARG	NE-CZ-NH2	-15.18	112.71	120.30
1	iU	229	ARG	NE-CZ-NH1	15.18	127.89	120.30
1	k3	132	ARG	NE-CZ-NH1	15.18	127.89	120.30
1	ib	100	ARG	NE-CZ-NH1	15.18	127.89	120.30
1	6f	143	ARG	NE-CZ-NH2	-15.17	112.71	120.30
1	8B	18	ARG	NE-CZ-NH1	15.17	127.89	120.30
1	1r	97	ARG	NE-CZ-NH1	15.17	127.89	120.30
1	c3	132	ARG	NE-CZ-NH2	-15.17	112.71	120.30
1	5Q	97	ARG	NE-CZ-NH1	15.17	127.89	120.30
1	2s	229	ARG	NE-CZ-NH1	15.17	127.88	120.30
1	aj	143	ARG	NE-CZ-NH1	15.16	127.88	120.30
1	5n	162	ARG	NE-CZ-NH1	15.16	127.88	120.30
1	4E	167	ARG	NE-CZ-NH1	15.16	127.88	120.30
1	9O	169	TYR	CB-CG-CD2	-15.16	111.90	121.00

Continued on next page...

Continued from previous page...

Mol	Chain	Res	Type	Atoms	Z	Observed(°)	Ideal(°)
1	fY	162	ARG	NE-CZ-NH2	-15.16	112.72	120.30
1	kF	173	ARG	NE-CZ-NH1	15.16	127.88	120.30
1	5	32	PHE	CB-CG-CD2	-15.15	110.19	120.80
1	1R	173	ARG	NE-CZ-NH1	15.15	127.88	120.30
1	kB	167	ARG	NE-CZ-NH1	15.15	127.88	120.30
1	6q	162	ARG	NE-CZ-NH1	15.15	127.88	120.30
1	7M	162	ARG	NE-CZ-NH1	15.15	127.88	120.30
1	9t	18	ARG	NE-CZ-NH2	-15.15	112.72	120.30
1	2L	18	ARG	NE-CZ-NH2	-15.15	112.73	120.30
1	59	132	ARG	NE-CZ-NH1	15.15	127.88	120.30
1	7m	143	ARG	NE-CZ-NH2	-15.15	112.72	120.30
1	bJ	173	ARG	NE-CZ-NH1	15.15	127.87	120.30
1	gA	169	TYR	CB-CG-CD2	15.14	130.09	121.00
1	k3	167	ARG	NE-CZ-NH1	15.14	127.87	120.30
1	fl	173	ARG	NE-CZ-NH1	15.14	127.87	120.30
1	1H	40	PHE	CB-CG-CD1	-15.14	110.20	120.80
1	K	97	ARG	NE-CZ-NH1	15.14	127.87	120.30
1	f9	18	ARG	NE-CZ-NH1	15.14	127.87	120.30
1	8E	100	ARG	NE-CZ-NH2	15.13	127.87	120.30
1	1Y	167	ARG	NE-CZ-NH1	15.13	127.87	120.30
1	2Y	97	ARG	NE-CZ-NH1	15.13	127.87	120.30
1	l5	229	ARG	NE-CZ-NH2	-15.13	112.73	120.30
1	88	162	ARG	NE-CZ-NH1	15.13	127.86	120.30
1	bA	18	ARG	NE-CZ-NH1	15.13	127.86	120.30
1	j8	167	ARG	NE-CZ-NH1	15.13	127.86	120.30
1	lo	143	ARG	NE-CZ-NH1	15.13	127.86	120.30
1	gd	169	TYR	CB-CG-CD2	-15.13	111.92	121.00
1	gl	145	TYR	CB-CG-CD2	-15.12	111.93	121.00
1	c8	173	ARG	NE-CZ-NH2	-15.12	112.74	120.30
1	59	145	TYR	CB-CG-CD1	15.12	130.07	121.00
1	dy	97	ARG	NE-CZ-NH1	15.12	127.86	120.30
1	l	82	ARG	NE-CZ-NH1	15.12	127.86	120.30
1	D	100	ARG	NE-CZ-NH1	15.12	127.86	120.30
1	ab	162	ARG	NE-CZ-NH1	15.12	127.86	120.30
1	eY	100	ARG	NE-CZ-NH2	-15.12	112.74	120.30
1	3Z	161	PHE	CB-CG-CD1	15.12	131.38	120.80
1	eW	229	ARG	NE-CZ-NH1	15.12	127.86	120.30
1	1P	97	ARG	NE-CZ-NH2	-15.12	112.74	120.30
1	8B	97	ARG	NE-CZ-NH2	-15.12	112.74	120.30
1	br	82	ARG	NE-CZ-NH1	15.12	127.86	120.30
1	dx	18	ARG	NE-CZ-NH1	15.12	127.86	120.30
1	6F	132	ARG	NE-CZ-NH1	15.11	127.86	120.30

Continued on next page...

Continued from previous page...

Mol	Chain	Res	Type	Atoms	Z	Observed(°)	Ideal(°)
1	95	82	ARG	NE-CZ-NH2	-15.11	112.74	120.30
1	9t	143	ARG	NE-CZ-NH1	15.11	127.86	120.30
1	li	173	ARG	NE-CZ-NH2	-15.11	112.75	120.30
1	8d	229	ARG	NE-CZ-NH1	15.11	127.85	120.30
1	cx	97	ARG	NE-CZ-NH2	-15.10	112.75	120.30
1	4l	143	ARG	NE-CZ-NH1	15.10	127.85	120.30
1	67	162	ARG	NE-CZ-NH1	15.10	127.85	120.30
1	9a	82	ARG	NE-CZ-NH2	-15.10	112.75	120.30
1	8Z	100	ARG	NE-CZ-NH1	15.09	127.85	120.30
1	iM	229	ARG	NE-CZ-NH2	-15.09	112.76	120.30
1	jp	18	ARG	NE-CZ-NH2	-15.09	112.76	120.30
1	42	132	ARG	NE-CZ-NH1	15.09	127.84	120.30
1	3S	173	ARG	NE-CZ-NH1	15.09	127.84	120.30
1	gg	162	ARG	NE-CZ-NH1	15.08	127.84	120.30
1	jz	18	ARG	NE-CZ-NH1	15.08	127.84	120.30
1	42	132	ARG	NE-CZ-NH2	-15.08	112.76	120.30
1	8c	100	ARG	NE-CZ-NH2	-15.08	112.76	120.30
1	ba	18	ARG	NE-CZ-NH1	15.08	127.84	120.30
1	jx	18	ARG	NE-CZ-NH1	15.08	127.84	120.30
1	bR	167	ARG	NE-CZ-NH1	15.08	127.84	120.30
1	ln	40	PHE	CB-CG-CD1	15.07	131.35	120.80
1	kW	132	ARG	NE-CZ-NH2	-15.07	112.76	120.30
1	95	143	ARG	NE-CZ-NH1	15.07	127.84	120.30
1	6U	18	ARG	NE-CZ-NH1	15.07	127.83	120.30
1	96	173	ARG	NE-CZ-NH1	15.07	127.84	120.30
1	eE	18	ARG	NE-CZ-NH1	15.07	127.84	120.30
1	hS	229	ARG	NE-CZ-NH1	15.06	127.83	120.30
1	if	132	ARG	NE-CZ-NH1	15.06	127.83	120.30
1	cP	197	ASP	CB-CG-OD1	15.06	131.85	118.30
1	gh	82	ARG	NE-CZ-NH2	-15.05	112.77	120.30
1	ft	167	ARG	NE-CZ-NH1	15.06	127.83	120.30
1	47	173	ARG	NE-CZ-NH1	15.05	127.83	120.30
1	6r	100	ARG	NE-CZ-NH1	15.05	127.83	120.30
1	9H	154	ARG	NE-CZ-NH1	15.05	127.83	120.30
1	1H	100	ARG	NE-CZ-NH2	-15.05	112.78	120.30
1	aI	143	ARG	NE-CZ-NH1	15.05	127.82	120.30
1	ip	167	ARG	NE-CZ-NH1	15.05	127.82	120.30
1	fG	229	ARG	NE-CZ-NH1	15.05	127.82	120.30
1	jo	154	ARG	NE-CZ-NH1	15.04	127.82	120.30
1	83	167	ARG	NE-CZ-NH1	15.04	127.82	120.30
1	eH	100	ARG	NE-CZ-NH2	-15.04	112.78	120.30
1	hy	82	ARG	NE-CZ-NH1	15.04	127.82	120.30

Continued on next page...

Continued from previous page...

Mol	Chain	Res	Type	Atoms	Z	Observed(°)	Ideal(°)
1	b0	162	ARG	NE-CZ-NH1	15.04	127.82	120.30
1	dP	143	ARG	NE-CZ-NH1	15.04	127.82	120.30
1	hc	154	ARG	NE-CZ-NH2	-15.04	112.78	120.30
1	ki	143	ARG	NE-CZ-NH1	15.04	127.82	120.30
1	5b	132	ARG	NE-CZ-NH1	15.04	127.82	120.30
1	3n	229	ARG	NE-CZ-NH1	15.03	127.82	120.30
1	7z	154	ARG	NE-CZ-NH1	15.04	127.82	120.30
1	c8	154	ARG	NE-CZ-NH1	15.03	127.82	120.30
1	ho	162	ARG	NE-CZ-NH1	15.03	127.82	120.30
1	lw	229	ARG	NE-CZ-NH1	15.03	127.82	120.30
1	G	143	ARG	NE-CZ-NH1	15.03	127.81	120.30
1	hY	154	ARG	NE-CZ-NH1	15.02	127.81	120.30
1	7A	18	ARG	NE-CZ-NH2	-15.02	112.79	120.30
1	4e	132	ARG	NE-CZ-NH1	15.02	127.81	120.30
1	6d	132	ARG	NE-CZ-NH1	15.02	127.81	120.30
1	8V	173	ARG	NE-CZ-NH1	15.02	127.81	120.30
1	9n	162	ARG	NE-CZ-NH2	-15.02	112.79	120.30
1	9q	154	ARG	NE-CZ-NH2	15.02	127.81	120.30
1	10	132	ARG	NE-CZ-NH1	15.02	127.81	120.30
1	1N	173	ARG	NE-CZ-NH2	-15.01	112.79	120.30
1	2Z	82	ARG	NE-CZ-NH1	15.01	127.81	120.30
1	fe	82	ARG	NE-CZ-NH1	15.01	127.81	120.30
1	km	229	ARG	NE-CZ-NH1	15.01	127.81	120.30
1	5Z	82	ARG	NE-CZ-NH2	-15.01	112.80	120.30
1	lw	173	ARG	NE-CZ-NH1	15.01	127.80	120.30
1	5D	97	ARG	NE-CZ-NH1	15.01	127.80	120.30
1	6z	173	ARG	NE-CZ-NH2	-15.01	112.80	120.30
1	91	162	ARG	NE-CZ-NH1	15.01	127.80	120.30
1	7q	100	ARG	NE-CZ-NH1	15.01	127.80	120.30
1	7D	130	TYR	CB-CG-CD1	15.01	130.00	121.00
1	1m	154	ARG	NE-CZ-NH2	15.01	127.80	120.30
1	75	162	ARG	NE-CZ-NH2	-15.00	112.80	120.30
1	eg	229	ARG	NE-CZ-NH2	-15.00	112.80	120.30
1	4Q	173	ARG	NE-CZ-NH2	-15.00	112.80	120.30
1	92	167	ARG	NE-CZ-NH1	15.00	127.80	120.30
1	9F	18	ARG	NE-CZ-NH1	15.00	127.80	120.30
1	g1	161	PHE	CB-CG-CD1	-15.00	110.30	120.80
1	9V	154	ARG	NE-CZ-NH1	15.00	127.80	120.30
1	1d	100	ARG	NE-CZ-NH1	15.00	127.80	120.30
1	fK	229	ARG	NE-CZ-NH1	15.00	127.80	120.30
1	ih	100	ARG	NE-CZ-NH2	-14.99	112.80	120.30
1	cJ	143	ARG	NE-CZ-NH2	-14.99	112.80	120.30

Continued on next page...

Continued from previous page...

Mol	Chain	Res	Type	Atoms	Z	Observed(°)	Ideal(°)
1	dn	82	ARG	NE-CZ-NH1	14.99	127.80	120.30
1	6U	169	TYR	CB-CG-CD2	14.99	130.00	121.00
1	aY	229	ARG	NE-CZ-NH2	-14.99	112.80	120.30
1	gM	97	ARG	NE-CZ-NH1	14.99	127.79	120.30
1	jd	100	ARG	NE-CZ-NH2	-14.99	112.81	120.30
1	b0	167	ARG	NE-CZ-NH1	14.99	127.79	120.30
1	a2	18	ARG	NE-CZ-NH1	14.99	127.79	120.30
1	dQ	100	ARG	NE-CZ-NH2	-14.99	112.81	120.30
1	7e	18	ARG	NE-CZ-NH1	14.98	127.79	120.30
1	cm	162	ARG	NE-CZ-NH2	-14.98	112.81	120.30
1	eo	229	ARG	NE-CZ-NH1	14.98	127.79	120.30
1	1P	154	ARG	NE-CZ-NH1	14.98	127.79	120.30
1	9R	97	ARG	NE-CZ-NH1	14.98	127.79	120.30
1	5Q	167	ARG	NE-CZ-NH2	-14.98	112.81	120.30
1	bh	100	ARG	NE-CZ-NH1	14.98	127.79	120.30
1	69	132	ARG	NE-CZ-NH1	14.97	127.79	120.30
1	4B	97	ARG	NE-CZ-NH1	14.97	127.79	120.30
1	9t	154	ARG	NE-CZ-NH1	14.97	127.78	120.30
1	cS	18	ARG	NE-CZ-NH1	14.97	127.79	120.30
1	hW	167	ARG	NE-CZ-NH2	-14.97	112.82	120.30
1	hQ	145	TYR	CB-CG-CD1	-14.96	112.02	121.00
1	is	82	ARG	NE-CZ-NH1	14.96	127.78	120.30
1	ei	143	ARG	NE-CZ-NH2	-14.96	112.82	120.30
1	do	97	ARG	NE-CZ-NH1	14.96	127.78	120.30
1	fc	97	ARG	NE-CZ-NH1	14.96	127.78	120.30
1	5l	229	ARG	NE-CZ-NH1	14.96	127.78	120.30
1	6l	18	ARG	NE-CZ-NH2	-14.96	112.82	120.30
1	kj	173	ARG	NE-CZ-NH1	14.95	127.78	120.30
1	8q	173	ARG	NE-CZ-NH2	-14.95	112.82	120.30
1	1G	162	ARG	NE-CZ-NH2	-14.95	112.83	120.30
1	gy	143	ARG	NE-CZ-NH1	14.95	127.77	120.30
1	lh	100	ARG	NE-CZ-NH1	14.95	127.77	120.30
1	3t	229	ARG	NE-CZ-NH1	14.95	127.77	120.30
1	bE	130	TYR	CB-CG-CD2	-14.95	112.03	121.00
1	9X	162	ARG	NE-CZ-NH1	14.94	127.77	120.30
1	b2	130	TYR	CB-CG-CD2	-14.95	112.03	121.00
1	x	132	ARG	NE-CZ-NH2	-14.95	112.83	120.30
1	jW	162	ARG	NE-CZ-NH1	14.94	127.77	120.30
1	lA	130	TYR	CB-CG-CD1	14.94	129.97	121.00
1	5H	82	ARG	NE-CZ-NH1	14.94	127.77	120.30
1	kX	18	ARG	NE-CZ-NH2	-14.94	112.83	120.30
1	5X	132	ARG	NE-CZ-NH1	14.94	127.77	120.30

Continued on next page...

Continued from previous page...

Mol	Chain	Res	Type	Atoms	Z	Observed(°)	Ideal(°)
1	cF	154	ARG	NE-CZ-NH1	14.94	127.77	120.30
1	hm	143	ARG	NE-CZ-NH2	14.94	127.77	120.30
1	lN	18	ARG	NE-CZ-NH1	14.94	127.77	120.30
1	83	167	ARG	NE-CZ-NH2	-14.94	112.83	120.30
1	9j	100	ARG	NE-CZ-NH1	14.94	127.77	120.30
1	a0	82	ARG	NE-CZ-NH1	14.94	127.77	120.30
1	dI	18	ARG	NE-CZ-NH2	-14.94	112.83	120.30
1	fC	154	ARG	NE-CZ-NH1	14.94	127.77	120.30
1	lh	162	ARG	NE-CZ-NH2	-14.93	112.83	120.30
1	4N	100	ARG	NE-CZ-NH2	-14.93	112.83	120.30
1	co	229	ARG	NE-CZ-NH1	14.93	127.77	120.30
1	kf	154	ARG	NE-CZ-NH2	14.93	127.77	120.30
1	5e	132	ARG	NE-CZ-NH2	-14.93	112.83	120.30
1	6D	154	ARG	NE-CZ-NH1	14.93	127.77	120.30
1	a7	82	ARG	NE-CZ-NH1	14.93	127.76	120.30
1	lq	167	ARG	NE-CZ-NH1	14.93	127.76	120.30
1	i	162	ARG	NE-CZ-NH1	14.93	127.76	120.30
1	aq	143	ARG	NE-CZ-NH2	-14.93	112.84	120.30
1	7o	82	ARG	NE-CZ-NH2	-14.93	112.84	120.30
1	4d	161	PHE	CB-CG-CD2	-14.92	110.35	120.80
1	5J	100	ARG	NE-CZ-NH1	14.92	127.76	120.30
1	8B	162	ARG	NE-CZ-NH2	-14.92	112.84	120.30
1	lf	167	ARG	NE-CZ-NH2	-14.91	112.84	120.30
1	3y	82	ARG	NE-CZ-NH1	14.91	127.76	120.30
1	6W	100	ARG	NE-CZ-NH2	-14.91	112.84	120.30
1	6Y	130	TYR	CB-CG-CD1	14.91	129.95	121.00
1	eY	18	ARG	NE-CZ-NH1	14.91	127.76	120.30
1	g7	82	ARG	NE-CZ-NH2	-14.91	112.84	120.30
1	lI	229	ARG	NE-CZ-NH2	-14.91	112.84	120.30
1	ds	229	ARG	NE-CZ-NH2	14.91	127.75	120.30
1	5y	132	ARG	NE-CZ-NH1	14.91	127.75	120.30
1	2p	154	ARG	NE-CZ-NH1	14.91	127.75	120.30
1	36	167	ARG	NE-CZ-NH2	-14.91	112.85	120.30
1	7b	143	ARG	NE-CZ-NH1	14.91	127.75	120.30
1	fa	229	ARG	NE-CZ-NH1	14.91	127.75	120.30
1	i8	162	ARG	NE-CZ-NH1	14.90	127.75	120.30
1	l5	143	ARG	NE-CZ-NH1	14.90	127.75	120.30
1	5d	82	ARG	NE-CZ-NH2	-14.90	112.85	120.30
1	eW	143	ARG	NE-CZ-NH2	-14.90	112.85	120.30
1	g3	100	ARG	NE-CZ-NH2	14.90	127.75	120.30
1	eb	167	ARG	NE-CZ-NH1	14.90	127.75	120.30
1	jq	132	ARG	NE-CZ-NH1	14.90	127.75	120.30

Continued on next page...

Continued from previous page...

Mol	Chain	Res	Type	Atoms	Z	Observed(°)	Ideal(°)
1	2g	100	ARG	NE-CZ-NH1	14.90	127.75	120.30
1	bK	97	ARG	NE-CZ-NH2	-14.90	112.85	120.30
1	g4	18	ARG	NE-CZ-NH1	14.90	127.75	120.30
1	ic	132	ARG	NE-CZ-NH1	14.89	127.75	120.30
1	7A	167	ARG	NE-CZ-NH2	-14.89	112.85	120.30
1	c1	100	ARG	NE-CZ-NH1	14.89	127.75	120.30
1	fc	132	ARG	NE-CZ-NH1	14.89	127.75	120.30
1	81	18	ARG	NE-CZ-NH1	14.89	127.75	120.30
1	bm	82	ARG	NE-CZ-NH2	-14.89	112.85	120.30
1	hw	130	TYR	CB-CG-CD2	-14.89	112.07	121.00
1	4l	132	ARG	NE-CZ-NH1	14.89	127.74	120.30
1	jp	132	ARG	NE-CZ-NH2	-14.88	112.86	120.30
1	bW	173	ARG	NE-CZ-NH1	14.88	127.74	120.30
1	i1	162	ARG	NE-CZ-NH1	14.88	127.74	120.30
1	23	173	ARG	NE-CZ-NH1	14.88	127.74	120.30
1	2z	162	ARG	NE-CZ-NH2	-14.88	112.86	120.30
1	9c	143	ARG	NE-CZ-NH1	14.88	127.74	120.30
1	27	18	ARG	NE-CZ-NH2	-14.88	112.86	120.30
1	hM	82	ARG	NE-CZ-NH1	14.88	127.74	120.30
1	5V	18	ARG	NE-CZ-NH1	14.88	127.74	120.30
1	5w	167	ARG	NE-CZ-NH2	-14.88	112.86	120.30
1	8F	167	ARG	NE-CZ-NH1	14.87	127.74	120.30
1	jX	173	ARG	NE-CZ-NH1	14.87	127.74	120.30
1	bo	167	ARG	NE-CZ-NH1	14.87	127.74	120.30
1	1l	130	TYR	CB-CG-CD1	14.87	129.92	121.00
1	9z	100	ARG	NE-CZ-NH1	14.87	127.73	120.30
1	n	145	TYR	CB-CG-CD2	-14.87	112.08	121.00
1	2f	82	ARG	NE-CZ-NH1	14.86	127.73	120.30
1	f5	18	ARG	NE-CZ-NH2	-14.86	112.87	120.30
1	8t	154	ARG	NE-CZ-NH1	14.86	127.73	120.30
1	al	132	ARG	NE-CZ-NH1	14.86	127.73	120.30
1	g5	167	ARG	NE-CZ-NH1	14.86	127.73	120.30
1	25	167	ARG	NE-CZ-NH1	14.86	127.73	120.30
1	3E	82	ARG	NE-CZ-NH1	14.86	127.73	120.30
1	go	167	ARG	NE-CZ-NH2	-14.85	112.87	120.30
1	2N	173	ARG	NE-CZ-NH1	14.85	127.73	120.30
1	6R	173	ARG	NE-CZ-NH1	14.85	127.73	120.30
1	9H	97	ARG	NE-CZ-NH2	-14.85	112.88	120.30
1	c8	167	ARG	NE-CZ-NH1	14.85	127.72	120.30
1	dT	173	ARG	NE-CZ-NH1	14.85	127.72	120.30
1	2m	154	ARG	NE-CZ-NH1	14.84	127.72	120.30
1	dX	154	ARG	NE-CZ-NH2	-14.84	112.88	120.30

Continued on next page...

Continued from previous page...

Mol	Chain	Res	Type	Atoms	Z	Observed(°)	Ideal(°)
1	eu	154	ARG	NE-CZ-NH1	14.84	127.72	120.30
1	1h	162	ARG	NE-CZ-NH1	14.84	127.72	120.30
1	8n	143	ARG	NE-CZ-NH1	14.83	127.72	120.30
1	ev	82	ARG	NE-CZ-NH1	14.83	127.72	120.30
1	5d	167	ARG	NE-CZ-NH2	-14.83	112.88	120.30
1	ep	143	ARG	NE-CZ-NH2	14.83	127.72	120.30
1	1s	82	ARG	NE-CZ-NH1	14.83	127.72	120.30
1	6k	82	ARG	NE-CZ-NH1	14.83	127.72	120.30
1	5e	82	ARG	NE-CZ-NH1	14.83	127.71	120.30
1	8a	97	ARG	NE-CZ-NH1	14.82	127.71	120.30
1	cA	162	ARG	NE-CZ-NH1	14.82	127.71	120.30
1	cM	154	ARG	NE-CZ-NH1	14.82	127.71	120.30
1	4u	82	ARG	NE-CZ-NH2	-14.82	112.89	120.30
1	n	97	ARG	NE-CZ-NH2	-14.82	112.89	120.30
1	j1	18	ARG	NE-CZ-NH2	14.81	127.71	120.30
1	2v	173	ARG	NE-CZ-NH2	-14.81	112.89	120.30
1	bt	167	ARG	NE-CZ-NH1	14.81	127.71	120.30
1	9b	18	ARG	NE-CZ-NH1	14.81	127.71	120.30
1	7L	154	ARG	NE-CZ-NH1	14.81	127.70	120.30
1	j5	229	ARG	NE-CZ-NH1	14.81	127.70	120.30
1	d5	18	ARG	NE-CZ-NH1	14.81	127.70	120.30
1	6K	132	ARG	NE-CZ-NH2	-14.81	112.90	120.30
1	bM	154	ARG	NE-CZ-NH1	14.81	127.70	120.30
1	iN	82	ARG	NE-CZ-NH1	14.80	127.70	120.30
1	cu	229	ARG	NE-CZ-NH2	-14.80	112.90	120.30
1	9n	97	ARG	NE-CZ-NH1	14.80	127.70	120.30
1	jh	18	ARG	NE-CZ-NH2	-14.80	112.90	120.30
1	80	229	ARG	NE-CZ-NH1	14.80	127.70	120.30
1	cK	82	ARG	NE-CZ-NH2	-14.80	112.90	120.30
1	a	154	ARG	NE-CZ-NH1	14.79	127.70	120.30
1	gu	162	ARG	NE-CZ-NH2	-14.79	112.90	120.30
1	b1	97	ARG	NE-CZ-NH1	14.79	127.70	120.30
1	2X	97	ARG	NE-CZ-NH1	14.79	127.69	120.30
1	9t	132	ARG	NE-CZ-NH1	14.78	127.69	120.30
1	ci	167	ARG	NE-CZ-NH1	14.78	127.69	120.30
1	aX	18	ARG	NE-CZ-NH1	14.78	127.69	120.30
1	3Z	229	ARG	NE-CZ-NH2	-14.77	112.91	120.30
1	ee	154	ARG	NE-CZ-NH1	14.77	127.69	120.30
1	1A	164	TYR	CB-CG-CD1	14.77	129.86	121.00
1	lE	154	ARG	NE-CZ-NH2	-14.77	112.92	120.30
1	8D	164	TYR	CB-CG-CD2	-14.77	112.14	121.00
1	i9	154	ARG	NE-CZ-NH1	14.77	127.68	120.30

Continued on next page...

Continued from previous page...

Mol	Chain	Res	Type	Atoms	Z	Observed(°)	Ideal(°)
1	6s	229	ARG	NE-CZ-NH1	14.76	127.68	120.30
1	dO	100	ARG	NE-CZ-NH1	14.76	127.68	120.30
1	iA	167	ARG	NE-CZ-NH2	-14.76	112.92	120.30
1	8T	167	ARG	NE-CZ-NH2	-14.76	112.92	120.30
1	io	154	ARG	NE-CZ-NH1	14.76	127.68	120.30
1	2R	169	TYR	CG-CD1-CE1	-14.76	109.50	121.30
1	bC	18	ARG	NE-CZ-NH2	-14.76	112.92	120.30
1	eI	154	ARG	NE-CZ-NH1	14.75	127.67	120.30
1	gh	100	ARG	NE-CZ-NH2	-14.75	112.93	120.30
1	kF	162	ARG	NE-CZ-NH1	14.75	127.67	120.30
1	3h	143	ARG	NE-CZ-NH1	14.75	127.67	120.30
1	iy	173	ARG	NE-CZ-NH1	14.74	127.67	120.30
1	kV	97	ARG	NE-CZ-NH1	14.74	127.67	120.30
1	9h	132	ARG	NE-CZ-NH2	-14.74	112.93	120.30
1	jO	82	ARG	NE-CZ-NH1	14.74	127.67	120.30
1	3n	145	TYR	CB-CG-CD2	14.74	129.84	121.00
1	jG	132	ARG	NE-CZ-NH1	14.74	127.67	120.30
1	7g	132	ARG	NE-CZ-NH2	-14.74	112.93	120.30
1	cK	97	ARG	NE-CZ-NH2	-14.74	112.93	120.30
1	li	167	ARG	NE-CZ-NH1	14.73	127.67	120.30
1	2h	173	ARG	NE-CZ-NH1	14.73	127.67	120.30
1	bG	167	ARG	NE-CZ-NH2	-14.73	112.94	120.30
1	h5	229	ARG	NE-CZ-NH2	-14.73	112.94	120.30
1	4S	167	ARG	NE-CZ-NH1	14.72	127.66	120.30
1	54	162	ARG	NE-CZ-NH1	14.72	127.66	120.30
1	2r	167	ARG	NE-CZ-NH1	14.72	127.66	120.30
1	dk	82	ARG	NE-CZ-NH2	-14.72	112.94	120.30
1	8u	97	ARG	NE-CZ-NH2	14.72	127.66	120.30
1	bq	173	ARG	NE-CZ-NH1	14.72	127.66	120.30
1	k2	100	ARG	NE-CZ-NH1	14.71	127.66	120.30
1	e8	154	ARG	NE-CZ-NH1	14.71	127.66	120.30
1	g7	173	ARG	NE-CZ-NH1	14.72	127.66	120.30
1	Q	18	ARG	NE-CZ-NH2	-14.72	112.94	120.30
1	B	82	ARG	NE-CZ-NH2	-14.71	112.94	120.30
1	23	82	ARG	NE-CZ-NH2	-14.71	112.94	120.30
1	4i	167	ARG	NE-CZ-NH1	14.71	127.66	120.30
1	8k	143	ARG	NE-CZ-NH1	14.71	127.66	120.30
1	fN	100	ARG	NE-CZ-NH2	-14.71	112.94	120.30
1	kX	169	TYR	CB-CG-CD1	-14.71	112.17	121.00
1	jU	173	ARG	NE-CZ-NH2	14.71	127.65	120.30
1	3g	100	ARG	NE-CZ-NH1	14.71	127.65	120.30
1	3Z	173	ARG	NE-CZ-NH1	14.71	127.65	120.30

Continued on next page...

Continued from previous page...

Mol	Chain	Res	Type	Atoms	Z	Observed(°)	Ideal(°)
1	8J	229	ARG	NE-CZ-NH2	-14.71	112.95	120.30
1	1n	162	ARG	NE-CZ-NH1	14.71	127.65	120.30
1	lk	154	ARG	NE-CZ-NH1	14.70	127.65	120.30
1	bl	229	ARG	NE-CZ-NH1	14.70	127.65	120.30
1	5D	229	ARG	NE-CZ-NH2	-14.70	112.95	120.30
1	9A	132	ARG	NE-CZ-NH1	14.70	127.65	120.30
1	aA	32	PHE	CB-CG-CD2	-14.70	110.51	120.80
1	fk	167	ARG	NE-CZ-NH1	14.70	127.65	120.30
1	9F	40	PHE	CB-CG-CD2	-14.70	110.51	120.80
1	9W	143	ARG	NE-CZ-NH1	14.70	127.65	120.30
1	lc	100	ARG	NE-CZ-NH1	14.69	127.65	120.30
1	br	167	ARG	NE-CZ-NH1	14.69	127.65	120.30
1	bC	132	ARG	NE-CZ-NH2	-14.69	112.95	120.30
1	5A	100	ARG	NE-CZ-NH1	14.69	127.64	120.30
1	7n	167	ARG	NE-CZ-NH1	14.69	127.64	120.30
1	8i	154	ARG	NE-CZ-NH1	14.69	127.64	120.30
1	j3	162	ARG	NE-CZ-NH1	14.68	127.64	120.30
1	4N	143	ARG	NE-CZ-NH2	-14.68	112.96	120.30
1	cT	143	ARG	NE-CZ-NH1	14.68	127.64	120.30
1	7f	143	ARG	NE-CZ-NH2	-14.68	112.96	120.30
1	h3	229	ARG	NE-CZ-NH2	-14.68	112.96	120.30
1	aw	167	ARG	NE-CZ-NH2	-14.68	112.96	120.30
1	b1	82	ARG	NE-CZ-NH1	14.68	127.64	120.30
1	1I	82	ARG	NE-CZ-NH1	14.68	127.64	120.30
1	ah	82	ARG	NE-CZ-NH2	-14.67	112.96	120.30
1	cY	229	ARG	NE-CZ-NH1	14.67	127.64	120.30
1	dA	173	ARG	NE-CZ-NH1	14.67	127.64	120.30
1	eu	145	TYR	CB-CG-CD1	-14.67	112.20	121.00
1	ib	82	ARG	NE-CZ-NH1	14.67	127.64	120.30
1	8Q	18	ARG	NE-CZ-NH1	14.67	127.64	120.30
1	cH	143	ARG	NE-CZ-NH1	14.67	127.63	120.30
1	jZ	100	ARG	NE-CZ-NH2	-14.67	112.97	120.30
1	2t	167	ARG	NE-CZ-NH1	14.67	127.63	120.30
1	3I	143	ARG	NE-CZ-NH1	14.67	127.63	120.30
1	cG	143	ARG	NE-CZ-NH1	14.66	127.63	120.30
1	ei	143	ARG	NE-CZ-NH1	14.66	127.63	120.30
1	lj	162	ARG	NE-CZ-NH1	14.66	127.63	120.30
1	e0	18	ARG	NE-CZ-NH1	14.66	127.63	120.30
1	fO	18	ARG	NE-CZ-NH1	14.66	127.63	120.30
1	5P	229	ARG	NE-CZ-NH2	14.66	127.63	120.30
1	lj	97	ARG	NE-CZ-NH1	14.66	127.63	120.30
1	is	173	ARG	NE-CZ-NH1	14.66	127.63	120.30

Continued on next page...

Continued from previous page...

Mol	Chain	Res	Type	Atoms	Z	Observed(°)	Ideal(°)
1	8W	229	ARG	NE-CZ-NH2	-14.66	112.97	120.30
1	cg	97	ARG	NE-CZ-NH2	-14.66	112.97	120.30
1	cH	82	ARG	NE-CZ-NH1	14.66	127.63	120.30
1	3d	162	ARG	NE-CZ-NH1	14.65	127.63	120.30
1	cd	143	ARG	NE-CZ-NH1	14.65	127.63	120.30
1	7B	18	ARG	NE-CZ-NH2	-14.65	112.97	120.30
1	90	143	ARG	NE-CZ-NH1	14.65	127.62	120.30
1	2g	100	ARG	NE-CZ-NH2	-14.65	112.97	120.30
1	2X	162	ARG	NE-CZ-NH2	-14.65	112.98	120.30
1	ad	82	ARG	NE-CZ-NH1	14.65	127.62	120.30
1	kc	97	ARG	NE-CZ-NH1	14.64	127.62	120.30
1	72	82	ARG	NE-CZ-NH2	-14.64	112.98	120.30
1	77	167	ARG	NE-CZ-NH2	-14.64	112.98	120.30
1	dD	82	ARG	NE-CZ-NH2	-14.64	112.98	120.30
1	1Q	154	ARG	NE-CZ-NH2	-14.64	112.98	120.30
1	2W	132	ARG	NE-CZ-NH1	14.64	127.62	120.30
1	9u	229	ARG	NE-CZ-NH1	14.64	127.62	120.30
1	98	154	ARG	NE-CZ-NH2	-14.63	112.98	120.30
1	2y	97	ARG	NE-CZ-NH1	14.63	127.62	120.30
1	4e	169	TYR	CB-CG-CD2	14.63	129.78	121.00
1	dy	145	TYR	CB-CG-CD1	-14.63	112.22	121.00
1	aX	18	ARG	NE-CZ-NH2	-14.63	112.98	120.30
1	fB	143	ARG	NE-CZ-NH2	-14.63	112.98	120.30
1	24	132	ARG	NE-CZ-NH1	14.63	127.61	120.30
1	66	100	ARG	NE-CZ-NH1	14.63	127.61	120.30
1	17	167	ARG	NE-CZ-NH2	-14.63	112.99	120.30
1	23	214	MET	CG-SD-CE	14.63	123.60	100.20
1	lA	82	ARG	NE-CZ-NH1	14.62	127.61	120.30
1	iz	97	ARG	NE-CZ-NH1	14.62	127.61	120.30
1	2k	167	ARG	NE-CZ-NH1	14.62	127.61	120.30
1	a1	162	ARG	NE-CZ-NH2	-14.62	112.99	120.30
1	e2	82	ARG	NE-CZ-NH2	-14.62	112.99	120.30
1	4i	145	TYR	CB-CG-CD1	14.62	129.77	121.00
1	4m	100	ARG	NE-CZ-NH2	-14.62	112.99	120.30
1	es	167	ARG	NE-CZ-NH1	14.62	127.61	120.30
1	eV	132	ARG	NE-CZ-NH1	14.62	127.61	120.30
1	ff	100	ARG	NE-CZ-NH1	14.62	127.61	120.30
1	jU	154	ARG	NE-CZ-NH2	-14.61	112.99	120.30
1	R	229	ARG	NE-CZ-NH2	-14.61	112.99	120.30
1	1S	100	ARG	NE-CZ-NH2	-14.61	113.00	120.30
1	8k	167	ARG	NE-CZ-NH2	-14.61	113.00	120.30
1	6C	18	ARG	NE-CZ-NH1	14.61	127.60	120.30

Continued on next page...

Continued from previous page...

Mol	Chain	Res	Type	Atoms	Z	Observed(°)	Ideal(°)
1	fK	18	ARG	NE-CZ-NH1	14.61	127.60	120.30
1	ac	18	ARG	NE-CZ-NH1	14.60	127.60	120.30
1	lR	167	ARG	NE-CZ-NH2	-14.60	113.00	120.30
1	7J	162	ARG	NE-CZ-NH1	14.60	127.60	120.30
1	bp	229	ARG	NE-CZ-NH1	14.60	127.60	120.30
1	dd	167	ARG	NE-CZ-NH2	-14.60	113.00	120.30
1	ex	167	ARG	NE-CZ-NH2	-14.60	113.00	120.30
1	iy	82	ARG	NE-CZ-NH1	14.60	127.60	120.30
1	3q	162	ARG	NE-CZ-NH2	-14.60	113.00	120.30
1	9M	82	ARG	NE-CZ-NH1	14.60	127.60	120.30
1	cA	18	ARG	NE-CZ-NH1	14.60	127.60	120.30
1	et	132	ARG	NE-CZ-NH2	-14.60	113.00	120.30
1	72	169	TYR	CB-CG-CD2	14.60	129.76	121.00
1	81	143	ARG	NE-CZ-NH2	-14.60	113.00	120.30
1	iy	162	ARG	NE-CZ-NH1	14.59	127.60	120.30
1	l5	18	ARG	NE-CZ-NH1	14.59	127.60	120.30
1	jr	100	ARG	NE-CZ-NH1	14.59	127.59	120.30
1	2c	164	TYR	CB-CG-CD1	14.59	129.75	121.00
1	32	97	ARG	NE-CZ-NH1	14.59	127.59	120.30
1	9P	97	ARG	NE-CZ-NH1	14.59	127.59	120.30
1	cg	82	ARG	NE-CZ-NH2	-14.59	113.00	120.30
1	fT	229	ARG	NE-CZ-NH1	14.59	127.59	120.30
1	gY	143	ARG	NE-CZ-NH2	14.59	127.59	120.30
1	ig	173	ARG	NE-CZ-NH1	14.59	127.59	120.30
1	9U	97	ARG	NE-CZ-NH1	14.59	127.59	120.30
1	hW	173	ARG	NE-CZ-NH2	-14.58	113.01	120.30
1	ly	143	ARG	NE-CZ-NH2	-14.58	113.01	120.30
1	cC	82	ARG	NE-CZ-NH1	14.58	127.59	120.30
1	dz	132	ARG	NE-CZ-NH2	-14.58	113.01	120.30
1	3N	18	ARG	NE-CZ-NH1	14.58	127.59	120.30
1	9v	132	ARG	NE-CZ-NH1	14.58	127.59	120.30
1	48	229	ARG	NE-CZ-NH2	-14.57	113.01	120.30
1	b0	173	ARG	NE-CZ-NH1	14.57	127.59	120.30
1	lC	154	ARG	NE-CZ-NH1	14.57	127.58	120.30
1	7n	229	ARG	NE-CZ-NH2	-14.57	113.02	120.30
1	5	162	ARG	NE-CZ-NH1	14.57	127.58	120.30
1	7I	18	ARG	NE-CZ-NH1	14.57	127.58	120.30
1	19	100	ARG	NE-CZ-NH1	14.57	127.58	120.30
1	bW	97	ARG	NE-CZ-NH1	14.57	127.58	120.30
1	ep	162	ARG	NE-CZ-NH1	14.57	127.58	120.30
1	fn	100	ARG	NE-CZ-NH1	14.56	127.58	120.30
1	gm	162	ARG	NE-CZ-NH1	14.56	127.58	120.30

Continued on next page...

Continued from previous page...

Mol	Chain	Res	Type	Atoms	Z	Observed(°)	Ideal(°)
1	4m	173	ARG	NE-CZ-NH1	14.56	127.58	120.30
1	5a	97	ARG	NE-CZ-NH1	14.56	127.58	120.30
1	bx	154	ARG	NE-CZ-NH1	14.56	127.58	120.30
1	bM	143	ARG	NE-CZ-NH2	14.56	127.58	120.30
1	fl	18	ARG	NE-CZ-NH1	14.56	127.58	120.30
1	8p	100	ARG	NE-CZ-NH1	14.56	127.58	120.30
1	fR	97	ARG	NE-CZ-NH1	14.56	127.58	120.30
1	hE	18	ARG	NE-CZ-NH1	14.55	127.58	120.30
1	az	132	ARG	NE-CZ-NH1	14.56	127.58	120.30
1	fz	167	ARG	NE-CZ-NH1	14.55	127.58	120.30
1	4s	161	PHE	CB-CG-CD1	14.55	130.99	120.80
1	99	18	ARG	NE-CZ-NH1	14.55	127.58	120.30
1	lw	100	ARG	NE-CZ-NH1	14.54	127.57	120.30
1	5C	82	ARG	NE-CZ-NH1	14.54	127.57	120.30
1	J	162	ARG	NE-CZ-NH1	14.54	127.57	120.30
1	4S	143	ARG	NE-CZ-NH1	14.54	127.57	120.30
1	8P	18	ARG	NE-CZ-NH1	14.54	127.57	120.30
1	ag	167	ARG	NE-CZ-NH2	-14.54	113.03	120.30
1	3f	100	ARG	NE-CZ-NH2	-14.53	113.03	120.30
1	aR	154	ARG	NE-CZ-NH2	-14.53	113.03	120.30
1	bq	143	ARG	NE-CZ-NH2	-14.54	113.03	120.30
1	89	143	ARG	NE-CZ-NH1	14.53	127.57	120.30
1	gk	100	ARG	NE-CZ-NH1	14.53	127.56	120.30
1	3l	167	ARG	NE-CZ-NH1	14.53	127.56	120.30
1	5A	97	ARG	NE-CZ-NH2	-14.53	113.04	120.30
1	8s	97	ARG	NE-CZ-NH2	14.53	127.56	120.30
1	gH	167	ARG	NE-CZ-NH1	14.53	127.56	120.30
1	4U	167	ARG	NE-CZ-NH1	14.53	127.56	120.30
1	2H	154	ARG	NE-CZ-NH1	14.52	127.56	120.30
1	bd	229	ARG	NE-CZ-NH1	14.52	127.56	120.30
1	bZ	100	ARG	NE-CZ-NH1	14.52	127.56	120.30
1	s	173	ARG	NE-CZ-NH1	14.52	127.56	120.30
1	3c	132	ARG	NE-CZ-NH1	14.52	127.56	120.30
1	1A	132	ARG	NE-CZ-NH1	14.52	127.56	120.30
1	5l	167	ARG	NE-CZ-NH2	-14.52	113.04	120.30
1	hT	173	ARG	NE-CZ-NH1	14.51	127.56	120.30
1	hV	167	ARG	NE-CZ-NH1	14.51	127.56	120.30
1	3P	229	ARG	NE-CZ-NH1	14.51	127.56	120.30
1	8	18	ARG	NE-CZ-NH1	14.51	127.56	120.30
1	k9	167	ARG	NE-CZ-NH2	-14.51	113.05	120.30
1	d4	132	ARG	NE-CZ-NH2	-14.51	113.05	120.30
1	eL	132	ARG	NE-CZ-NH2	-14.51	113.05	120.30

Continued on next page...

Continued from previous page...

Mol	Chain	Res	Type	Atoms	Z	Observed(°)	Ideal(°)
1	kU	143	ARG	NE-CZ-NH1	14.51	127.55	120.30
1	3A	143	ARG	NE-CZ-NH2	-14.51	113.05	120.30
1	6N	100	ARG	NE-CZ-NH1	14.51	127.55	120.30
1	eh	143	ARG	NE-CZ-NH1	14.51	127.55	120.30
1	k6	229	ARG	NE-CZ-NH1	14.51	127.55	120.30
1	7H	132	ARG	NE-CZ-NH1	14.50	127.55	120.30
1	cq	162	ARG	NE-CZ-NH1	14.50	127.55	120.30
1	jd	82	ARG	NE-CZ-NH2	-14.50	113.05	120.30
1	l	100	ARG	NE-CZ-NH2	-14.50	113.05	120.30
1	4j	162	ARG	NE-CZ-NH2	-14.50	113.05	120.30
1	lR	162	ARG	NE-CZ-NH1	14.49	127.55	120.30
1	lR	82	ARG	NE-CZ-NH1	14.49	127.55	120.30
1	9d	167	ARG	NE-CZ-NH1	14.49	127.55	120.30
1	iF	229	ARG	NE-CZ-NH1	14.49	127.54	120.30
1	9S	154	ARG	NE-CZ-NH1	-14.49	113.06	120.30
1	jR	100	ARG	NE-CZ-NH2	-14.48	113.06	120.30
1	ew	18	ARG	NE-CZ-NH1	14.48	127.54	120.30
1	ii	162	ARG	NE-CZ-NH1	14.48	127.54	120.30
1	2k	132	ARG	NE-CZ-NH2	-14.48	113.06	120.30
1	4v	145	TYR	CB-CG-CD1	14.48	129.69	121.00
1	8C	18	ARG	NE-CZ-NH1	14.48	127.54	120.30
1	cz	97	ARG	NE-CZ-NH1	14.48	127.54	120.30
1	iP	100	ARG	NE-CZ-NH2	-14.47	113.06	120.30
1	5r	132	ARG	NE-CZ-NH2	-14.47	113.06	120.30
1	9l	18	ARG	NE-CZ-NH2	-14.47	113.06	120.30
1	aD	100	ARG	NE-CZ-NH1	14.47	127.54	120.30
1	6l	97	ARG	NE-CZ-NH2	-14.47	113.07	120.30
1	7X	82	ARG	NE-CZ-NH1	14.47	127.53	120.30
1	9f	229	ARG	NE-CZ-NH2	-14.47	113.07	120.30
1	aS	229	ARG	NE-CZ-NH1	14.47	127.53	120.30
1	c5	154	ARG	NE-CZ-NH1	14.46	127.53	120.30
1	lL	143	ARG	NE-CZ-NH1	14.46	127.53	120.30
1	lk	132	ARG	NE-CZ-NH2	-14.46	113.07	120.30
1	9F	18	ARG	NE-CZ-NH2	-14.46	113.07	120.30
1	dc	162	ARG	NE-CZ-NH1	14.46	127.53	120.30
1	2i	154	ARG	NE-CZ-NH1	14.45	127.53	120.30
1	2C	97	ARG	NE-CZ-NH2	-14.45	113.07	120.30
1	5F	18	ARG	NE-CZ-NH1	14.45	127.53	120.30
1	dx	154	ARG	NE-CZ-NH1	14.45	127.53	120.30
1	iQ	132	ARG	NE-CZ-NH1	14.45	127.53	120.30
1	lu	97	ARG	NE-CZ-NH1	14.45	127.53	120.30
1	42	18	ARG	NE-CZ-NH1	14.45	127.53	120.30

Continued on next page...

Continued from previous page...

Mol	Chain	Res	Type	Atoms	Z	Observed(°)	Ideal(°)
1	eG	82	ARG	NE-CZ-NH1	14.45	127.53	120.30
1	j	97	ARG	NE-CZ-NH1	14.45	127.53	120.30
1	5u	154	ARG	NE-CZ-NH1	14.45	127.53	120.30
1	hw	173	ARG	NE-CZ-NH2	-14.45	113.08	120.30
1	a1	97	ARG	NE-CZ-NH2	-14.45	113.08	120.30
1	i5	162	ARG	NE-CZ-NH2	-14.44	113.08	120.30
1	ld	100	ARG	NE-CZ-NH2	-14.45	113.08	120.30
1	3D	167	ARG	NE-CZ-NH1	14.45	127.52	120.30
1	62	167	ARG	NE-CZ-NH1	14.45	127.52	120.30
1	4K	97	ARG	NE-CZ-NH1	14.44	127.52	120.30
1	eA	154	ARG	NE-CZ-NH1	14.44	127.52	120.30
1	iA	100	ARG	NE-CZ-NH2	14.44	127.52	120.30
1	3k	167	ARG	NE-CZ-NH1	14.44	127.52	120.30
1	4D	164	TYR	CB-CG-CD1	-14.44	112.33	121.00
1	71	162	ARG	NE-CZ-NH2	14.44	127.52	120.30
1	gt	97	ARG	NE-CZ-NH2	-14.44	113.08	120.30
1	jI	130	TYR	CB-CG-CD1	14.44	129.66	121.00
1	g1	132	ARG	NE-CZ-NH1	14.44	127.52	120.30
1	cL	82	ARG	NE-CZ-NH1	14.43	127.52	120.30
1	5j	229	ARG	NE-CZ-NH1	14.43	127.52	120.30
1	g	143	ARG	NE-CZ-NH1	14.43	127.51	120.30
1	fb	97	ARG	NE-CZ-NH1	14.43	127.51	120.30
1	5S	18	ARG	NE-CZ-NH1	14.42	127.51	120.30
1	gN	162	ARG	NE-CZ-NH2	-14.42	113.09	120.30
1	8f	132	ARG	NE-CZ-NH2	-14.42	113.09	120.30
1	5z	32	PHE	CB-CG-CD1	-14.41	110.71	120.80
1	bG	143	ARG	NE-CZ-NH2	14.41	127.51	120.30
1	cj	167	ARG	NE-CZ-NH2	-14.41	113.09	120.30
1	fJ	167	ARG	NE-CZ-NH1	14.41	127.51	120.30
1	fS	169	TYR	CB-CG-CD1	-14.41	112.35	121.00
1	ce	154	ARG	NE-CZ-NH1	14.41	127.51	120.30
1	ew	173	ARG	NE-CZ-NH1	14.41	127.51	120.30
1	hB	132	ARG	NE-CZ-NH1	14.41	127.50	120.30
1	1O	143	ARG	NE-CZ-NH1	14.41	127.50	120.30
1	aq	82	ARG	NE-CZ-NH2	-14.41	113.10	120.30
1	cQ	229	ARG	NE-CZ-NH1	14.40	127.50	120.30
1	gx	18	ARG	NE-CZ-NH1	14.40	127.50	120.30
1	2Y	132	ARG	NE-CZ-NH1	14.40	127.50	120.30
1	3A	173	ARG	NE-CZ-NH2	-14.40	113.10	120.30
1	bN	173	ARG	NE-CZ-NH2	-14.40	113.10	120.30
1	iY	154	ARG	NE-CZ-NH1	14.40	127.50	120.30
1	4H	162	ARG	NE-CZ-NH1	14.40	127.50	120.30

Continued on next page...

Continued from previous page...

Mol	Chain	Res	Type	Atoms	Z	Observed(°)	Ideal(°)
1	11	169	TYR	CB-CG-CD2	-14.40	112.36	121.00
1	69	132	ARG	NE-CZ-NH2	-14.39	113.10	120.30
1	eZ	162	ARG	NE-CZ-NH1	14.39	127.50	120.30
1	3y	18	ARG	NE-CZ-NH2	-14.39	113.10	120.30
1	5F	162	ARG	NE-CZ-NH1	14.39	127.50	120.30
1	5G	132	ARG	NE-CZ-NH2	-14.39	113.10	120.30
1	7m	167	ARG	NE-CZ-NH1	14.39	127.50	120.30
1	g7	154	ARG	NE-CZ-NH2	-14.39	113.10	120.30
1	7s	132	ARG	NE-CZ-NH1	14.39	127.49	120.30
1	1b	97	ARG	NE-CZ-NH1	14.39	127.49	120.30
1	33	173	ARG	NE-CZ-NH1	14.38	127.49	120.30
1	3p	173	ARG	NE-CZ-NH2	-14.38	113.11	120.30
1	fl	167	ARG	NE-CZ-NH1	14.38	127.49	120.30
1	3V	97	ARG	NE-CZ-NH2	14.38	127.49	120.30
1	lH	82	ARG	NE-CZ-NH2	14.38	127.49	120.30
1	3N	132	ARG	NE-CZ-NH2	-14.38	113.11	120.30
1	bf	100	ARG	NE-CZ-NH2	-14.38	113.11	120.30
1	kr	167	ARG	NE-CZ-NH1	14.37	127.49	120.30
1	4f	97	ARG	NE-CZ-NH1	14.37	127.49	120.30
1	6y	173	ARG	NE-CZ-NH1	14.37	127.49	120.30
1	bz	143	ARG	NE-CZ-NH2	-14.37	113.12	120.30
1	4M	154	ARG	NE-CZ-NH1	14.37	127.48	120.30
1	9B	167	ARG	NE-CZ-NH1	14.37	127.48	120.30
1	aW	97	ARG	NE-CZ-NH1	14.37	127.48	120.30
1	hM	82	ARG	NE-CZ-NH2	-14.36	113.12	120.30
1	cV	229	ARG	NE-CZ-NH2	-14.36	113.12	120.30
1	6z	154	ARG	NE-CZ-NH2	-14.36	113.12	120.30
1	ak	173	ARG	NE-CZ-NH1	14.36	127.48	120.30
1	ey	100	ARG	NE-CZ-NH1	14.36	127.48	120.30
1	dS	229	ARG	NE-CZ-NH1	14.36	127.48	120.30
1	jY	82	ARG	NE-CZ-NH1	14.36	127.48	120.30
1	B	167	ARG	NH1-CZ-NH2	-14.36	103.61	119.40
1	5k	82	ARG	NE-CZ-NH1	14.36	127.48	120.30
1	b6	154	ARG	NE-CZ-NH1	14.36	127.48	120.30
1	kv	154	ARG	NE-CZ-NH2	-14.36	113.12	120.30
1	3M	162	ARG	NE-CZ-NH2	-14.36	113.12	120.30
1	89	229	ARG	NE-CZ-NH1	14.36	127.48	120.30
1	8C	82	ARG	NE-CZ-NH2	-14.36	113.12	120.30
1	9p	167	ARG	NE-CZ-NH1	14.35	127.48	120.30
1	1g	229	ARG	NE-CZ-NH2	-14.35	113.12	120.30
1	fn	97	ARG	NE-CZ-NH1	14.35	127.48	120.30
1	i6	18	ARG	NE-CZ-NH2	-14.35	113.12	120.30

Continued on next page...

Continued from previous page...

Mol	Chain	Res	Type	Atoms	Z	Observed(°)	Ideal(°)
1	kr	143	ARG	NE-CZ-NH1	14.35	127.47	120.30
1	9u	167	ARG	NE-CZ-NH2	-14.35	113.13	120.30
1	1V	82	ARG	NE-CZ-NH1	14.35	127.47	120.30
1	hK	100	ARG	NE-CZ-NH2	-14.35	113.13	120.30
1	3D	82	ARG	NE-CZ-NH1	14.35	127.47	120.30
1	b8	100	ARG	NE-CZ-NH1	14.35	127.47	120.30
1	cR	143	ARG	NE-CZ-NH1	14.35	127.47	120.30
1	iO	164	TYR	CB-CG-CD2	-14.34	112.39	121.00
1	bG	97	ARG	NE-CZ-NH2	-14.34	113.13	120.30
1	4F	162	ARG	NE-CZ-NH2	-14.34	113.13	120.30
1	aY	97	ARG	NE-CZ-NH1	14.34	127.47	120.30
1	lF	162	ARG	NE-CZ-NH2	-14.34	113.13	120.30
1	6s	143	ARG	NE-CZ-NH1	14.34	127.47	120.30
1	cz	132	ARG	NE-CZ-NH1	14.34	127.47	120.30
1	du	167	ARG	NE-CZ-NH1	14.34	127.47	120.30
1	78	167	ARG	NE-CZ-NH1	14.34	127.47	120.30
1	bF	229	ARG	NE-CZ-NH1	14.34	127.47	120.30
1	gX	162	ARG	NE-CZ-NH2	-14.33	113.13	120.30
1	dK	18	ARG	NE-CZ-NH2	-14.33	113.13	120.30
1	2D	162	ARG	NE-CZ-NH1	14.33	127.46	120.30
1	5C	143	ARG	NE-CZ-NH2	-14.33	113.14	120.30
1	2s	154	ARG	NE-CZ-NH1	14.33	127.46	120.30
1	4A	162	ARG	NE-CZ-NH1	14.33	127.46	120.30
1	bJ	18	ARG	NE-CZ-NH2	-14.33	113.14	120.30
1	fo	162	ARG	NE-CZ-NH1	14.32	127.46	120.30
1	V	167	ARG	NE-CZ-NH1	14.32	127.46	120.30
1	T	162	ARG	NE-CZ-NH2	-14.32	113.14	120.30
1	33	132	ARG	NE-CZ-NH2	-14.32	113.14	120.30
1	dp	97	ARG	NE-CZ-NH2	-14.32	113.14	120.30
1	2E	97	ARG	NE-CZ-NH2	-14.31	113.14	120.30
1	71	82	ARG	NE-CZ-NH1	14.31	127.46	120.30
1	aK	167	ARG	NE-CZ-NH2	-14.31	113.14	120.30
1	bA	162	ARG	NE-CZ-NH1	14.31	127.46	120.30
1	8l	82	ARG	NE-CZ-NH1	14.31	127.46	120.30
1	ay	143	ARG	NE-CZ-NH2	-14.31	113.14	120.30
1	fB	82	ARG	NE-CZ-NH1	14.31	127.46	120.30
1	aD	173	ARG	NE-CZ-NH1	14.31	127.45	120.30
1	hN	173	ARG	NE-CZ-NH2	-14.31	113.15	120.30
1	ak	132	ARG	NE-CZ-NH2	-14.31	113.15	120.30
1	fu	169	TYR	CB-CG-CD1	-14.31	112.41	121.00
1	h4	162	ARG	NE-CZ-NH1	14.30	127.45	120.30
1	al	173	ARG	NE-CZ-NH2	-14.30	113.15	120.30

Continued on next page...

Continued from previous page...

Mol	Chain	Res	Type	Atoms	Z	Observed(°)	Ideal(°)
1	aH	100	ARG	NE-CZ-NH1	14.30	127.45	120.30
1	fm	173	ARG	NE-CZ-NH2	-14.31	113.15	120.30
1	8H	100	ARG	NE-CZ-NH2	-14.30	113.15	120.30
1	cw	97	ARG	NE-CZ-NH1	14.30	127.45	120.30
1	96	162	ARG	NE-CZ-NH1	14.30	127.45	120.30
1	dd	162	ARG	NE-CZ-NH2	14.30	127.45	120.30
1	fx	130	TYR	CB-CG-CD1	-14.30	112.42	121.00
1	ix	229	ARG	NE-CZ-NH2	-14.30	113.15	120.30
1	hT	132	ARG	NE-CZ-NH2	-14.30	113.15	120.30
1	il	229	ARG	NE-CZ-NH2	14.30	127.45	120.30
1	2a	162	ARG	NE-CZ-NH1	14.30	127.45	120.30
1	7R	97	ARG	NE-CZ-NH1	14.30	127.45	120.30
1	8e	154	ARG	NE-CZ-NH1	14.30	127.45	120.30
1	18	100	ARG	NE-CZ-NH2	-14.30	113.15	120.30
1	ft	100	ARG	NE-CZ-NH1	14.30	127.45	120.30
1	hf	132	ARG	NE-CZ-NH1	14.29	127.44	120.30
1	iM	162	ARG	NE-CZ-NH2	-14.29	113.16	120.30
1	aH	18	ARG	NE-CZ-NH1	14.29	127.44	120.30
1	2O	82	ARG	NE-CZ-NH1	14.29	127.44	120.30
1	c9	197	ASP	CB-CG-OD2	14.29	131.16	118.30
1	h4	82	ARG	NE-CZ-NH1	14.28	127.44	120.30
1	jl	132	ARG	NE-CZ-NH1	14.28	127.44	120.30
1	6w	162	ARG	NE-CZ-NH1	14.28	127.44	120.30
1	83	143	ARG	NE-CZ-NH1	14.28	127.44	120.30
1	8K	97	ARG	NE-CZ-NH2	14.28	127.44	120.30
1	ai	145	TYR	CB-CG-CD2	-14.28	112.43	121.00
1	5i	18	ARG	NE-CZ-NH1	14.28	127.44	120.30
1	3S	173	ARG	NE-CZ-NH2	-14.28	113.16	120.30
1	4P	100	ARG	NE-CZ-NH1	14.28	127.44	120.30
1	j0	143	ARG	NE-CZ-NH1	14.27	127.44	120.30
1	kG	173	ARG	NE-CZ-NH2	-14.27	113.17	120.30
1	6A	167	ARG	NE-CZ-NH1	14.27	127.44	120.30
1	dO	173	ARG	NE-CZ-NH2	-14.27	113.17	120.30
1	60	154	ARG	NE-CZ-NH2	14.27	127.44	120.30
1	iK	162	ARG	NE-CZ-NH1	14.27	127.43	120.30
1	5Q	154	ARG	NE-CZ-NH2	-14.27	113.17	120.30
1	bt	143	ARG	NE-CZ-NH1	14.27	127.43	120.30
1	7v	18	ARG	NE-CZ-NH2	-14.27	113.17	120.30
1	gq	154	ARG	NE-CZ-NH1	14.26	127.43	120.30
1	iG	97	ARG	NE-CZ-NH2	-14.26	113.17	120.30
1	kS	229	ARG	NE-CZ-NH2	-14.26	113.17	120.30
1	km	169	TYR	CB-CG-CD2	-14.26	112.44	121.00

Continued on next page...

Continued from previous page...

Mol	Chain	Res	Type	Atoms	Z	Observed(°)	Ideal(°)
1	5B	162	ARG	NE-CZ-NH2	-14.26	113.17	120.30
1	jt	82	ARG	NE-CZ-NH2	-14.26	113.17	120.30
1	kG	167	ARG	NE-CZ-NH2	14.26	127.43	120.30
1	lk	154	ARG	NE-CZ-NH2	-14.26	113.17	120.30
1	5j	132	ARG	NE-CZ-NH1	14.26	127.43	120.30
1	7d	154	ARG	NE-CZ-NH2	-14.26	113.17	120.30
1	6i	167	ARG	NE-CZ-NH2	-14.26	113.17	120.30
1	fk	18	ARG	NE-CZ-NH1	14.26	127.43	120.30
1	k0	97	ARG	NE-CZ-NH2	-14.25	113.17	120.30
1	5g	100	ARG	NE-CZ-NH1	14.25	127.43	120.30
1	dH	229	ARG	NE-CZ-NH1	14.25	127.43	120.30
1	2N	162	ARG	NE-CZ-NH1	14.25	127.43	120.30
1	gW	132	ARG	NE-CZ-NH1	14.25	127.42	120.30
1	lI	132	ARG	NE-CZ-NH1	14.25	127.42	120.30
1	g0	154	ARG	NE-CZ-NH2	-14.25	113.18	120.30
1	9W	229	ARG	NE-CZ-NH2	-14.25	113.18	120.30
1	aP	173	ARG	NE-CZ-NH2	14.25	127.42	120.30
1	R	130	TYR	CB-CG-CD2	14.25	129.55	121.00
1	24	162	ARG	NE-CZ-NH1	14.24	127.42	120.30
1	dn	18	ARG	NE-CZ-NH1	14.24	127.42	120.30
1	h7	18	ARG	NE-CZ-NH2	-14.24	113.18	120.30
1	iO	143	ARG	NE-CZ-NH1	14.24	127.42	120.30
1	5u	130	TYR	CB-CG-CD2	-14.23	112.46	121.00
1	fz	97	ARG	NE-CZ-NH1	14.23	127.42	120.30
1	h6	229	ARG	NE-CZ-NH1	14.23	127.42	120.30
1	7Y	167	ARG	NE-CZ-NH1	14.23	127.42	120.30
1	dx	143	ARG	NE-CZ-NH2	-14.23	113.18	120.30
1	3y	167	ARG	NE-CZ-NH1	14.23	127.41	120.30
1	7q	82	ARG	NE-CZ-NH1	14.23	127.41	120.30
1	7R	173	ARG	NE-CZ-NH2	-14.23	113.19	120.30
1	gL	162	ARG	NE-CZ-NH1	14.22	127.41	120.30
1	i7	167	ARG	NE-CZ-NH2	-14.22	113.19	120.30
1	iJ	145	TYR	CB-CG-CD2	14.22	129.53	121.00
1	2D	82	ARG	NE-CZ-NH1	14.22	127.41	120.30
1	9s	162	ARG	NE-CZ-NH1	14.22	127.41	120.30
1	1K	97	ARG	NE-CZ-NH1	14.22	127.41	120.30
1	64	162	ARG	NE-CZ-NH1	14.22	127.41	120.30
1	f4	162	ARG	NE-CZ-NH1	14.22	127.41	120.30
1	iE	143	ARG	NE-CZ-NH1	14.22	127.41	120.30
1	ka	173	ARG	NE-CZ-NH2	-14.22	113.19	120.30
1	fj	143	ARG	NE-CZ-NH1	14.22	127.41	120.30
1	1g	143	ARG	NE-CZ-NH2	14.21	127.41	120.30

Continued on next page...

Continued from previous page...

Mol	Chain	Res	Type	Atoms	Z	Observed(°)	Ideal(°)
1	cA	167	ARG	NE-CZ-NH2	-14.21	113.19	120.30
1	cQ	82	ARG	NE-CZ-NH1	14.21	127.41	120.30
1	ld	167	ARG	NE-CZ-NH1	14.21	127.41	120.30
1	3n	18	ARG	NE-CZ-NH1	14.21	127.41	120.30
1	lt	18	ARG	NE-CZ-NH2	-14.21	113.20	120.30
1	3K	132	ARG	NE-CZ-NH2	-14.21	113.20	120.30
1	8R	167	ARG	NE-CZ-NH1	14.21	127.40	120.30
1	az	18	ARG	NE-CZ-NH2	-14.21	113.20	120.30
1	cY	132	ARG	NE-CZ-NH1	14.21	127.40	120.30
1	jF	167	ARG	NE-CZ-NH1	14.21	127.40	120.30
1	2d	143	ARG	NE-CZ-NH1	14.21	127.40	120.30
1	2S	82	ARG	NE-CZ-NH1	14.21	127.40	120.30
1	kh	100	ARG	NE-CZ-NH2	-14.20	113.20	120.30
1	gk	132	ARG	NE-CZ-NH1	14.20	127.40	120.30
1	3s	154	ARG	NE-CZ-NH2	-14.20	113.20	120.30
1	gn	100	ARG	NE-CZ-NH2	-14.20	113.20	120.30
1	jn	18	ARG	NE-CZ-NH1	14.20	127.40	120.30
1	7	32	PHE	CB-CG-CD1	-14.20	110.86	120.80
1	7p	100	ARG	NE-CZ-NH2	-14.19	113.20	120.30
1	lo	143	ARG	NE-CZ-NH1	14.19	127.39	120.30
1	aI	162	ARG	NE-CZ-NH2	14.19	127.39	120.30
1	gb	82	ARG	NE-CZ-NH1	14.19	127.39	120.30
1	7f	143	ARG	NE-CZ-NH1	14.19	127.39	120.30
1	jQ	132	ARG	NE-CZ-NH2	-14.18	113.21	120.30
1	6f	18	ARG	NE-CZ-NH1	14.18	127.39	120.30
1	l6	162	ARG	NE-CZ-NH2	-14.18	113.21	120.30
1	8d	82	ARG	NE-CZ-NH2	-14.18	113.21	120.30
1	9W	132	ARG	NE-CZ-NH2	-14.18	113.21	120.30
1	eM	169	TYR	CB-CG-CD1	14.18	129.51	121.00
1	53	154	ARG	NE-CZ-NH1	14.18	127.39	120.30
1	jy	100	ARG	NE-CZ-NH2	14.18	127.39	120.30
1	kP	229	ARG	NE-CZ-NH1	14.18	127.39	120.30
1	l9	97	ARG	NE-CZ-NH1	14.18	127.39	120.30
1	lm	229	ARG	NE-CZ-NH1	14.18	127.39	120.30
1	b3	97	ARG	NE-CZ-NH1	14.17	127.39	120.30
1	fK	154	ARG	NE-CZ-NH2	-14.17	113.22	120.30
1	gw	169	TYR	CB-CG-CD2	14.16	129.50	121.00
1	2V	162	ARG	NE-CZ-NH1	14.16	127.38	120.30
1	5T	130	TYR	CB-CG-CD1	14.16	129.50	121.00
1	b6	229	ARG	NE-CZ-NH2	-14.16	113.22	120.30
1	dn	130	TYR	CB-CG-CD1	14.16	129.50	121.00
1	5Z	100	ARG	NE-CZ-NH1	14.16	127.38	120.30

Continued on next page...

Continued from previous page...

Mol	Chain	Res	Type	Atoms	Z	Observed(°)	Ideal(°)
1	ga	162	ARG	NE-CZ-NH1	14.15	127.38	120.30
1	iz	82	ARG	NE-CZ-NH2	-14.15	113.22	120.30
1	49	229	ARG	NE-CZ-NH1	14.15	127.38	120.30
1	7q	167	ARG	NE-CZ-NH2	-14.15	113.22	120.30
1	99	154	ARG	NE-CZ-NH2	-14.15	113.22	120.30
1	3u	173	ARG	NE-CZ-NH2	-14.15	113.23	120.30
1	b5	100	ARG	NE-CZ-NH1	14.15	127.37	120.30
1	cl	173	ARG	NE-CZ-NH1	14.14	127.37	120.30
1	iw	97	ARG	NE-CZ-NH2	-14.14	113.23	120.30
1	6l	97	ARG	NE-CZ-NH1	14.14	127.37	120.30
1	br	173	ARG	NE-CZ-NH2	-14.14	113.23	120.30
1	D	132	ARG	NE-CZ-NH1	14.13	127.37	120.30
1	kR	229	ARG	NE-CZ-NH1	14.13	127.36	120.30
1	hX	82	ARG	NE-CZ-NH1	14.13	127.36	120.30
1	u	130	TYR	CB-CG-CD1	-14.13	112.52	121.00
1	b2	132	ARG	NE-CZ-NH1	14.12	127.36	120.30
1	1Q	82	ARG	NE-CZ-NH2	-14.12	113.24	120.30
1	kT	132	ARG	NE-CZ-NH1	14.12	127.36	120.30
1	jk	130	TYR	CB-CG-CD1	14.12	129.47	121.00
1	6g	162	ARG	NE-CZ-NH2	-14.12	113.24	120.30
1	aj	97	ARG	NE-CZ-NH1	14.12	127.36	120.30
1	bW	167	ARG	NE-CZ-NH1	14.12	127.36	120.30
1	1H	167	ARG	NE-CZ-NH1	14.11	127.36	120.30
1	7H	154	ARG	NE-CZ-NH1	14.11	127.36	120.30
1	fb	97	ARG	NE-CZ-NH2	-14.11	113.24	120.30
1	ju	173	ARG	NE-CZ-NH1	14.11	127.36	120.30
1	2y	82	ARG	NE-CZ-NH2	-14.11	113.24	120.30
1	iu	168	PHE	CB-CG-CD2	14.11	130.68	120.80
1	46	229	ARG	NE-CZ-NH2	-14.11	113.25	120.30
1	13	162	ARG	NE-CZ-NH1	14.11	127.35	120.30
1	fC	229	ARG	NE-CZ-NH1	14.11	127.36	120.30
1	iQ	143	ARG	NE-CZ-NH2	-14.11	113.25	120.30
1	ey	168	PHE	CB-CG-CD1	14.11	130.68	120.80
1	2R	229	ARG	NE-CZ-NH2	-14.10	113.25	120.30
1	5	173	ARG	NE-CZ-NH2	-14.10	113.25	120.30
1	2K	132	ARG	NE-CZ-NH1	14.10	127.35	120.30
1	3U	229	ARG	NE-CZ-NH1	14.10	127.35	120.30
1	9R	229	ARG	NE-CZ-NH2	-14.10	113.25	120.30
1	jD	143	ARG	NE-CZ-NH1	14.09	127.35	120.30
1	dB	100	ARG	NE-CZ-NH2	-14.09	113.25	120.30
1	fg	97	ARG	NE-CZ-NH2	-14.09	113.25	120.30
1	kt	162	ARG	NE-CZ-NH2	-14.09	113.25	120.30

Continued on next page...

Continued from previous page...

Mol	Chain	Res	Type	Atoms	Z	Observed(°)	Ideal(°)
1	fF	100	ARG	NE-CZ-NH1	14.09	127.34	120.30
1	gi	229	ARG	NE-CZ-NH2	-14.09	113.26	120.30
1	jv	132	ARG	NE-CZ-NH1	14.09	127.34	120.30
1	5b	229	ARG	NE-CZ-NH1	14.09	127.34	120.30
1	fw	173	ARG	NE-CZ-NH1	14.09	127.34	120.30
1	3g	167	ARG	NE-CZ-NH1	14.08	127.34	120.30
1	3J	167	ARG	NE-CZ-NH1	14.08	127.34	120.30
1	7b	100	ARG	NE-CZ-NH1	14.08	127.34	120.30
1	cu	162	ARG	NE-CZ-NH1	14.08	127.34	120.30
1	6	154	ARG	NE-CZ-NH1	14.08	127.34	120.30
1	gj	18	ARG	NE-CZ-NH1	14.08	127.34	120.30
1	hn	18	ARG	NE-CZ-NH1	14.08	127.34	120.30
1	dG	229	ARG	NE-CZ-NH1	14.08	127.34	120.30
1	fQ	154	ARG	NE-CZ-NH1	14.08	127.34	120.30
1	gE	143	ARG	NE-CZ-NH2	-14.07	113.26	120.30
1	i1	18	ARG	NE-CZ-NH1	14.07	127.34	120.30
1	ad	18	ARG	NE-CZ-NH1	14.07	127.34	120.30
1	dM	154	ARG	NE-CZ-NH2	-14.07	113.27	120.30
1	1V	162	ARG	NE-CZ-NH1	14.07	127.33	120.30
1	7Y	143	ARG	NE-CZ-NH1	14.07	127.33	120.30
1	h	18	ARG	NE-CZ-NH2	-14.07	113.27	120.30
1	iX	143	ARG	NE-CZ-NH2	-14.06	113.27	120.30
1	bC	100	ARG	NE-CZ-NH1	14.06	127.33	120.30
1	y	100	ARG	NE-CZ-NH2	-14.06	113.27	120.30
1	i7	18	ARG	NE-CZ-NH2	-14.06	113.27	120.30
1	dU	173	ARG	NE-CZ-NH1	14.06	127.33	120.30
1	hs	82	ARG	NE-CZ-NH1	14.06	127.33	120.30
1	kq	229	ARG	NE-CZ-NH1	14.06	127.33	120.30
1	dL	229	ARG	NE-CZ-NH1	14.06	127.33	120.30
1	g0	154	ARG	NE-CZ-NH1	14.06	127.33	120.30
1	1w	132	ARG	NE-CZ-NH2	14.06	127.33	120.30
1	lp	229	ARG	NE-CZ-NH1	14.06	127.33	120.30
1	48	82	ARG	NE-CZ-NH2	-14.06	113.27	120.30
1	iy	167	ARG	NE-CZ-NH2	-14.05	113.27	120.30
1	5A	229	ARG	NE-CZ-NH1	14.05	127.33	120.30
1	19	82	ARG	NE-CZ-NH1	14.05	127.33	120.30
1	e2	229	ARG	NE-CZ-NH1	14.05	127.33	120.30
1	gc	143	ARG	NE-CZ-NH2	-14.05	113.27	120.30
1	22	154	ARG	NE-CZ-NH1	14.05	127.33	120.30
1	aY	82	ARG	NE-CZ-NH1	14.05	127.32	120.30
1	d9	154	ARG	NE-CZ-NH1	14.05	127.32	120.30
1	5w	229	ARG	NE-CZ-NH1	14.04	127.32	120.30

Continued on next page...

Continued from previous page...

Mol	Chain	Res	Type	Atoms	Z	Observed(°)	Ideal(°)
1	h5	97	ARG	NE-CZ-NH1	-14.04	113.28	120.30
1	hN	100	ARG	NE-CZ-NH2	-14.04	113.28	120.30
1	gi	32	PHE	CB-CG-CD1	-14.04	110.97	120.80
1	cH	229	ARG	NE-CZ-NH1	14.04	127.32	120.30
1	jM	100	ARG	NE-CZ-NH1	14.04	127.32	120.30
1	5f	167	ARG	NE-CZ-NH2	-14.04	113.28	120.30
1	6W	143	ARG	NE-CZ-NH2	-14.04	113.28	120.30
1	aK	18	ARG	NE-CZ-NH1	14.04	127.32	120.30
1	3T	169	TYR	CB-CG-CD1	14.03	129.42	121.00
1	aW	167	ARG	NE-CZ-NH2	-14.04	113.28	120.30
1	8c	167	ARG	NE-CZ-NH1	14.03	127.32	120.30
1	ev	100	ARG	NE-CZ-NH1	14.03	127.31	120.30
1	3W	18	ARG	NE-CZ-NH2	-14.03	113.28	120.30
1	i0	100	ARG	NE-CZ-NH1	14.03	127.31	120.30
1	lB	18	ARG	NE-CZ-NH2	-14.03	113.28	120.30
1	2e	154	ARG	NE-CZ-NH1	14.03	127.31	120.30
1	88	82	ARG	NE-CZ-NH2	14.03	127.31	120.30
1	iI	154	ARG	NE-CZ-NH1	14.03	127.31	120.30
1	7L	173	ARG	NE-CZ-NH1	14.03	127.31	120.30
1	83	229	ARG	NE-CZ-NH1	14.02	127.31	120.30
1	lt	154	ARG	NE-CZ-NH1	14.02	127.31	120.30
1	73	97	ARG	NE-CZ-NH1	14.02	127.31	120.30
1	jI	167	ARG	NE-CZ-NH1	14.02	127.31	120.30
1	kW	143	ARG	NE-CZ-NH2	-14.02	113.29	120.30
1	4w	173	ARG	NE-CZ-NH1	14.02	127.31	120.30
1	gk	82	ARG	NE-CZ-NH1	14.02	127.31	120.30
1	5J	97	ARG	NE-CZ-NH1	14.02	127.31	120.30
1	jo	132	ARG	NE-CZ-NH1	14.02	127.31	120.30
1	3Y	97	ARG	NE-CZ-NH2	-14.02	113.29	120.30
1	6T	173	ARG	NE-CZ-NH1	14.02	127.31	120.30
1	8P	167	ARG	NE-CZ-NH1	14.02	127.31	120.30
1	c0	229	ARG	NE-CZ-NH2	-14.02	113.29	120.30
1	jh	18	ARG	NE-CZ-NH1	14.01	127.31	120.30
1	g6	143	ARG	NE-CZ-NH1	14.01	127.31	120.30
1	i6	132	ARG	NE-CZ-NH1	14.01	127.30	120.30
1	72	97	ARG	NE-CZ-NH2	-14.01	113.30	120.30
1	7G	162	ARG	NE-CZ-NH2	-14.01	113.30	120.30
1	eB	97	ARG	NE-CZ-NH2	-14.01	113.30	120.30
1	hs	173	ARG	NE-CZ-NH1	14.01	127.30	120.30
1	3R	162	ARG	NE-CZ-NH2	-14.01	113.30	120.30
1	ct	18	ARG	NE-CZ-NH1	14.01	127.30	120.30
1	eq	229	ARG	NE-CZ-NH2	-14.01	113.30	120.30

Continued on next page...

Continued from previous page...

Mol	Chain	Res	Type	Atoms	Z	Observed(°)	Ideal(°)
1	f2	82	ARG	NE-CZ-NH2	-14.00	113.30	120.30
1	h	173	ARG	NE-CZ-NH1	14.00	127.30	120.30
1	io	162	ARG	NE-CZ-NH1	14.00	127.30	120.30
1	ay	132	ARG	NE-CZ-NH2	-14.00	113.30	120.30
1	14	100	ARG	NE-CZ-NH2	-14.00	113.30	120.30
1	B	18	ARG	NE-CZ-NH1	14.00	127.30	120.30
1	5x	173	ARG	NE-CZ-NH1	14.00	127.30	120.30
1	ev	162	ARG	NE-CZ-NH1	14.00	127.30	120.30
1	gd	169	TYR	CB-CG-CD1	13.99	129.40	121.00
1	lD	173	ARG	NE-CZ-NH1	13.99	127.30	120.30
1	hT	167	ARG	NE-CZ-NH1	13.99	127.30	120.30
1	7l	97	ARG	NE-CZ-NH1	13.99	127.30	120.30
1	ew	82	ARG	NE-CZ-NH2	-13.99	113.31	120.30
1	fr	162	ARG	NE-CZ-NH2	-13.99	113.31	120.30
1	iA	173	ARG	NE-CZ-NH1	13.99	127.29	120.30
1	1l	154	ARG	NE-CZ-NH2	-13.99	113.31	120.30
1	5V	100	ARG	NE-CZ-NH1	13.98	127.29	120.30
1	al	162	ARG	NE-CZ-NH1	13.98	127.29	120.30
1	9z	18	ARG	NE-CZ-NH1	13.98	127.29	120.30
1	2S	100	ARG	NE-CZ-NH1	13.98	127.29	120.30
1	5J	173	ARG	NE-CZ-NH1	13.98	127.29	120.30
1	ap	154	ARG	NE-CZ-NH1	13.98	127.29	120.30
1	fk	143	ARG	NE-CZ-NH1	13.98	127.29	120.30
1	aO	18	ARG	NE-CZ-NH2	-13.98	113.31	120.30
1	ez	162	ARG	NE-CZ-NH1	13.98	127.29	120.30
1	j1	143	ARG	NE-CZ-NH1	13.97	127.29	120.30
1	ly	18	ARG	NE-CZ-NH2	-13.97	113.31	120.30
1	42	229	ARG	NE-CZ-NH1	13.97	127.29	120.30
1	1x	229	ARG	NE-CZ-NH2	-13.97	113.31	120.30
1	gz	229	ARG	NE-CZ-NH1	13.97	127.29	120.30
1	kA	100	ARG	NE-CZ-NH2	-13.97	113.31	120.30
1	cZ	169	TYR	CB-CG-CD1	-13.97	112.62	121.00
1	ld	97	ARG	NE-CZ-NH2	-13.97	113.32	120.30
1	cD	143	ARG	NE-CZ-NH2	13.97	127.28	120.30
1	fL	132	ARG	NE-CZ-NH2	-13.97	113.32	120.30
1	7p	229	ARG	NE-CZ-NH1	13.97	127.28	120.30
1	dS	100	ARG	NE-CZ-NH1	13.96	127.28	120.30
1	3z	229	ARG	NE-CZ-NH2	-13.96	113.32	120.30
1	7v	97	ARG	NE-CZ-NH1	13.96	127.28	120.30
1	cA	18	ARG	NE-CZ-NH2	-13.96	113.32	120.30
1	d7	18	ARG	NE-CZ-NH1	13.96	127.28	120.30
1	8W	130	TYR	CB-CG-CD2	-13.96	112.62	121.00

Continued on next page...

Continued from previous page...

Mol	Chain	Res	Type	Atoms	Z	Observed(°)	Ideal(°)
1	e2	162	ARG	NE-CZ-NH2	-13.96	113.32	120.30
1	eY	167	ARG	NE-CZ-NH2	-13.96	113.32	120.30
1	iw	167	ARG	NE-CZ-NH1	13.95	127.28	120.30
1	jW	167	ARG	NE-CZ-NH1	13.95	127.28	120.30
1	jv	100	ARG	NE-CZ-NH1	13.95	127.27	120.30
1	kd	100	ARG	NE-CZ-NH1	13.95	127.28	120.30
1	he	143	ARG	NE-CZ-NH1	13.95	127.27	120.30
1	5g	32	PHE	CB-CG-CD1	13.95	130.56	120.80
1	7	100	ARG	NE-CZ-NH2	-13.95	113.33	120.30
1	kv	82	ARG	NE-CZ-NH1	13.94	127.27	120.30
1	3x	162	ARG	NE-CZ-NH1	13.95	127.27	120.30
1	lK	162	ARG	NE-CZ-NH2	-13.94	113.33	120.30
1	2p	173	ARG	NE-CZ-NH1	13.94	127.27	120.30
1	w	143	ARG	NE-CZ-NH2	13.94	127.27	120.30
1	X	173	ARG	NE-CZ-NH1	13.94	127.27	120.30
1	2b	132	ARG	NE-CZ-NH2	-13.94	113.33	120.30
1	3B	143	ARG	NE-CZ-NH1	13.94	127.27	120.30
1	f5	173	ARG	NE-CZ-NH2	-13.94	113.33	120.30
1	4x	18	ARG	NE-CZ-NH1	13.94	127.27	120.30
1	dn	229	ARG	NE-CZ-NH1	13.94	127.27	120.30
1	h9	154	ARG	NE-CZ-NH2	-13.94	113.33	120.30
1	65	173	ARG	NE-CZ-NH1	13.94	127.27	120.30
1	N	97	ARG	NE-CZ-NH1	13.94	127.27	120.30
1	bf	229	ARG	NE-CZ-NH2	-13.93	113.33	120.30
1	2x	97	ARG	NE-CZ-NH1	13.93	127.27	120.30
1	hY	18	ARG	NE-CZ-NH1	13.93	127.26	120.30
1	j1	168	PHE	CB-CG-CD1	-13.93	111.05	120.80
1	q	132	ARG	NE-CZ-NH2	-13.93	113.33	120.30
1	kZ	162	ARG	NE-CZ-NH2	-13.93	113.33	120.30
1	3v	154	ARG	NE-CZ-NH1	13.93	127.26	120.30
1	7p	173	ARG	NE-CZ-NH1	13.93	127.26	120.30
1	1c	229	ARG	NE-CZ-NH1	13.93	127.27	120.30
1	l1	167	ARG	NE-CZ-NH1	13.93	127.26	120.30
1	4j	130	TYR	CB-CG-CD1	13.93	129.35	121.00
1	9a	143	ARG	NE-CZ-NH1	13.93	127.26	120.30
1	c2	18	ARG	NE-CZ-NH1	13.93	127.26	120.30
1	kg	100	ARG	NE-CZ-NH1	13.92	127.26	120.30
1	eZ	143	ARG	NE-CZ-NH2	-13.92	113.34	120.30
1	1i	97	ARG	NE-CZ-NH1	13.92	127.26	120.30
1	hv	161	PHE	CB-CG-CD1	-13.92	111.06	120.80
1	bE	154	ARG	NE-CZ-NH2	-13.92	113.34	120.30
1	44	82	ARG	NE-CZ-NH2	-13.92	113.34	120.30

Continued on next page...

Continued from previous page...

Mol	Chain	Res	Type	Atoms	Z	Observed(°)	Ideal(°)
1	a3	132	ARG	NE-CZ-NH2	-13.92	113.34	120.30
1	eF	162	ARG	NE-CZ-NH1	13.92	127.26	120.30
1	ah	229	ARG	NE-CZ-NH2	-13.91	113.34	120.30
1	ky	154	ARG	NE-CZ-NH2	-13.91	113.34	120.30
1	5u	173	ARG	NE-CZ-NH1	13.91	127.25	120.30
1	dk	154	ARG	NE-CZ-NH1	13.91	127.26	120.30
1	dx	82	ARG	NE-CZ-NH2	-13.91	113.34	120.30
1	9Z	173	ARG	NE-CZ-NH1	13.91	127.25	120.30
1	eS	154	ARG	NE-CZ-NH1	13.91	127.25	120.30
1	eY	132	ARG	NE-CZ-NH1	13.91	127.25	120.30
1	8N	18	ARG	NE-CZ-NH1	13.90	127.25	120.30
1	gk	100	ARG	NE-CZ-NH2	-13.90	113.35	120.30
1	kq	154	ARG	NE-CZ-NH1	13.90	127.25	120.30
1	ac	173	ARG	NE-CZ-NH1	13.90	127.25	120.30
1	3B	97	ARG	NE-CZ-NH1	13.90	127.25	120.30
1	hm	154	ARG	NE-CZ-NH2	-13.90	113.35	120.30
1	jE	100	ARG	NE-CZ-NH1	13.90	127.25	120.30
1	j8	82	ARG	NE-CZ-NH2	-13.89	113.35	120.30
1	9w	100	ARG	NE-CZ-NH2	-13.89	113.35	120.30
1	1K	82	ARG	NE-CZ-NH2	-13.89	113.35	120.30
1	jI	229	ARG	NE-CZ-NH1	13.89	127.25	120.30
1	cD	154	ARG	NE-CZ-NH2	-13.89	113.35	120.30
1	ei	97	ARG	NE-CZ-NH2	-13.89	113.35	120.30
1	ht	143	ARG	NE-CZ-NH1	13.89	127.25	120.30
1	kn	229	ARG	NE-CZ-NH1	13.89	127.25	120.30
1	bk	97	ARG	NE-CZ-NH2	-13.89	113.35	120.30
1	4u	82	ARG	NE-CZ-NH1	13.89	127.25	120.30
1	ie	32	PHE	CB-CG-CD1	13.89	130.52	120.80
1	dy	229	ARG	NE-CZ-NH1	13.89	127.24	120.30
1	dP	18	ARG	NE-CZ-NH1	13.89	127.24	120.30
1	hk	97	ARG	NE-CZ-NH1	13.89	127.24	120.30
1	gT	18	ARG	NE-CZ-NH1	13.88	127.24	120.30
1	lH	18	ARG	NE-CZ-NH1	13.88	127.24	120.30
1	6S	143	ARG	NE-CZ-NH1	13.88	127.24	120.30
1	jS	40	PHE	CB-CG-CD2	13.88	130.52	120.80
1	8m	173	ARG	NE-CZ-NH1	13.88	127.24	120.30
1	bs	18	ARG	NE-CZ-NH1	13.88	127.24	120.30
1	lP	162	ARG	NE-CZ-NH1	13.88	127.24	120.30
1	8n	173	ARG	NE-CZ-NH1	13.88	127.24	120.30
1	9I	229	ARG	NE-CZ-NH1	13.88	127.24	120.30
1	kN	167	ARG	NE-CZ-NH1	13.87	127.24	120.30
1	ey	82	ARG	NE-CZ-NH1	13.87	127.24	120.30

Continued on next page...

Continued from previous page...

Mol	Chain	Res	Type	Atoms	Z	Observed(°)	Ideal(°)
1	lQ	132	ARG	NE-CZ-NH1	13.87	127.24	120.30
1	7A	154	ARG	NE-CZ-NH1	13.87	127.24	120.30
1	7k	162	ARG	NE-CZ-NH1	13.87	127.23	120.30
1	kW	82	ARG	NE-CZ-NH2	-13.87	113.36	120.30
1	6H	143	ARG	NE-CZ-NH1	13.87	127.23	120.30
1	1H	132	ARG	NE-CZ-NH1	13.87	127.23	120.30
1	hh	132	ARG	NE-CZ-NH2	-13.86	113.37	120.30
1	9z	97	ARG	NE-CZ-NH1	13.87	127.23	120.30
1	ej	97	ARG	NE-CZ-NH1	13.86	127.23	120.30
1	gk	162	ARG	NE-CZ-NH2	-13.86	113.37	120.30
1	84	97	ARG	NE-CZ-NH2	-13.86	113.37	120.30
1	5P	100	ARG	NE-CZ-NH1	13.86	127.23	120.30
1	cK	173	ARG	NE-CZ-NH1	13.86	127.23	120.30
1	63	100	ARG	NE-CZ-NH1	13.86	127.23	120.30
1	lg	173	ARG	NE-CZ-NH2	-13.86	113.37	120.30
1	81	162	ARG	NE-CZ-NH1	13.86	127.23	120.30
1	h	145	TYR	CB-CG-CD1	13.85	129.31	121.00
1	lL	130	TYR	CB-CG-CD2	-13.85	112.69	121.00
1	bR	82	ARG	NE-CZ-NH1	13.85	127.22	120.30
1	hD	18	ARG	NE-CZ-NH2	-13.85	113.38	120.30
1	hJ	132	ARG	NE-CZ-NH2	-13.85	113.38	120.30
1	jN	162	ARG	NE-CZ-NH1	13.85	127.22	120.30
1	2G	97	ARG	NE-CZ-NH2	13.85	127.22	120.30
1	4o	132	ARG	NE-CZ-NH1	13.85	127.22	120.30
1	jG	132	ARG	NE-CZ-NH2	-13.85	113.38	120.30
1	lm	100	ARG	NE-CZ-NH1	13.85	127.22	120.30
1	bz	154	ARG	NE-CZ-NH1	13.85	127.22	120.30
1	e8	97	ARG	NE-CZ-NH2	-13.85	113.38	120.30
1	9O	97	ARG	NE-CZ-NH1	13.84	127.22	120.30
1	4W	173	ARG	NE-CZ-NH2	-13.84	113.38	120.30
1	2E	173	ARG	NE-CZ-NH2	-13.84	113.38	120.30
1	22	229	ARG	NE-CZ-NH2	13.83	127.21	120.30
1	6j	154	ARG	NE-CZ-NH2	-13.83	113.39	120.30
1	cD	143	ARG	NE-CZ-NH1	-13.83	113.39	120.30
1	w	82	ARG	NE-CZ-NH1	13.83	127.21	120.30
1	jm	82	ARG	NE-CZ-NH1	13.82	127.21	120.30
1	82	132	ARG	NE-CZ-NH1	13.82	127.21	120.30
1	8H	18	ARG	NE-CZ-NH1	13.82	127.21	120.30
1	1a	143	ARG	NE-CZ-NH1	13.82	127.21	120.30
1	ie	32	PHE	CB-CG-CD2	-13.82	111.13	120.80
1	cW	132	ARG	NE-CZ-NH1	13.82	127.21	120.30
1	gc	143	ARG	NE-CZ-NH1	13.81	127.21	120.30

Continued on next page...

Continued from previous page...

Mol	Chain	Res	Type	Atoms	Z	Observed(°)	Ideal(°)
1	kW	167	ARG	NE-CZ-NH2	13.81	127.21	120.30
1	4P	97	ARG	NE-CZ-NH1	13.81	127.21	120.30
1	dI	18	ARG	NE-CZ-NH1	13.81	127.21	120.30
1	iT	173	ARG	NE-CZ-NH1	13.81	127.21	120.30
1	ky	132	ARG	NE-CZ-NH1	13.81	127.21	120.30
1	dA	167	ARG	NE-CZ-NH1	13.81	127.21	120.30
1	3f	82	ARG	NE-CZ-NH2	-13.81	113.39	120.30
1	3L	143	ARG	NE-CZ-NH1	13.81	127.20	120.30
1	7i	167	ARG	NE-CZ-NH2	-13.81	113.40	120.30
1	cl	132	ARG	NE-CZ-NH1	13.81	127.20	120.30
1	1P	154	ARG	NE-CZ-NH2	-13.80	113.40	120.30
1	lL	143	ARG	NE-CZ-NH2	-13.80	113.40	120.30
1	e	167	ARG	NE-CZ-NH2	-13.80	113.40	120.30
1	5g	173	ARG	NE-CZ-NH2	-13.80	113.40	120.30
1	iz	167	ARG	NE-CZ-NH1	13.80	127.20	120.30
1	ln	82	ARG	NE-CZ-NH1	13.80	127.20	120.30
1	3A	82	ARG	NE-CZ-NH2	-13.80	113.40	120.30
1	5D	97	ARG	NE-CZ-NH2	-13.80	113.40	120.30
1	8F	162	ARG	NE-CZ-NH1	13.80	127.20	120.30
1	dA	229	ARG	NE-CZ-NH2	-13.80	113.40	120.30
1	7p	100	ARG	NE-CZ-NH1	13.80	127.20	120.30
1	g5	167	ARG	NE-CZ-NH2	-13.80	113.40	120.30
1	2U	132	ARG	NE-CZ-NH1	13.80	127.20	120.30
1	bt	229	ARG	NE-CZ-NH1	13.80	127.20	120.30
1	e6	130	TYR	CB-CG-CD1	13.80	129.28	121.00
1	5m	145	TYR	CB-CG-CD1	-13.79	112.72	121.00
1	7C	97	ARG	NE-CZ-NH1	13.79	127.20	120.30
1	fm	162	ARG	NE-CZ-NH1	13.79	127.20	120.30
1	hp	229	ARG	NE-CZ-NH2	-13.79	113.41	120.30
1	2l	100	ARG	NE-CZ-NH1	13.79	127.19	120.30
1	7E	229	ARG	NE-CZ-NH1	13.79	127.19	120.30
1	9S	143	ARG	NE-CZ-NH2	-13.79	113.41	120.30
1	b0	97	ARG	NE-CZ-NH1	13.79	127.19	120.30
1	bL	100	ARG	NE-CZ-NH1	13.78	127.19	120.30
1	hy	143	ARG	NE-CZ-NH1	13.78	127.19	120.30
1	2y	154	ARG	NE-CZ-NH1	13.78	127.19	120.30
1	38	169	TYR	CB-CG-CD2	13.78	129.27	121.00
1	2n	82	ARG	NE-CZ-NH2	-13.78	113.41	120.30
1	3l	82	ARG	NE-CZ-NH1	13.78	127.19	120.30
1	1w	162	ARG	NE-CZ-NH2	13.78	127.19	120.30
1	3Z	154	ARG	NE-CZ-NH1	13.77	127.19	120.30
1	gL	100	ARG	NE-CZ-NH2	-13.77	113.41	120.30

Continued on next page...

Continued from previous page...

Mol	Chain	Res	Type	Atoms	Z	Observed(°)	Ideal(°)
1	8e	82	ARG	NE-CZ-NH1	13.77	127.19	120.30
1	bG	162	ARG	NE-CZ-NH1	13.77	127.19	120.30
1	f	82	ARG	NE-CZ-NH2	-13.77	113.41	120.30
1	gk	154	ARG	NE-CZ-NH2	-13.77	113.42	120.30
1	4j	229	ARG	NE-CZ-NH1	13.77	127.19	120.30
1	2r	173	ARG	NE-CZ-NH1	13.77	127.18	120.30
1	dU	82	ARG	NE-CZ-NH1	13.77	127.18	120.30
1	8B	167	ARG	NE-CZ-NH2	-13.77	113.42	120.30
1	B	154	ARG	NE-CZ-NH1	13.77	127.18	120.30
1	2a	162	ARG	NE-CZ-NH2	-13.76	113.42	120.30
1	bO	143	ARG	NE-CZ-NH1	13.76	127.18	120.30
1	l7	154	ARG	NE-CZ-NH2	-13.76	113.42	120.30
1	4w	162	ARG	NE-CZ-NH1	13.76	127.18	120.30
1	4l	167	ARG	NE-CZ-NH2	-13.76	113.42	120.30
1	bl	82	ARG	NE-CZ-NH2	-13.76	113.42	120.30
1	ei	97	ARG	NE-CZ-NH1	13.76	127.18	120.30
1	eX	167	ARG	NE-CZ-NH1	13.76	127.18	120.30
1	jG	154	ARG	NE-CZ-NH1	13.76	127.18	120.30
1	aY	173	ARG	NE-CZ-NH2	-13.76	113.42	120.30
1	6Z	169	TYR	CB-CG-CD2	-13.75	112.75	121.00
1	gR	18	ARG	NE-CZ-NH2	-13.75	113.42	120.30
1	22	32	PHE	CB-CG-CD1	13.75	130.43	120.80
1	6J	132	ARG	NE-CZ-NH1	13.75	127.18	120.30
1	bw	18	ARG	NE-CZ-NH1	13.75	127.18	120.30
1	cG	229	ARG	NE-CZ-NH2	13.75	127.18	120.30
1	i9	100	ARG	NE-CZ-NH1	13.75	127.17	120.30
1	6d	167	ARG	NE-CZ-NH1	13.75	127.17	120.30
1	7a	132	ARG	NE-CZ-NH1	13.75	127.17	120.30
1	e8	229	ARG	NE-CZ-NH2	-13.75	113.43	120.30
1	ek	162	ARG	NE-CZ-NH1	13.75	127.17	120.30
1	2f	97	ARG	NE-CZ-NH2	-13.74	113.43	120.30
1	ij	229	ARG	NE-CZ-NH1	13.74	127.17	120.30
1	65	229	ARG	NE-CZ-NH2	13.74	127.17	120.30
1	2c	229	ARG	NE-CZ-NH2	-13.74	113.43	120.30
1	bY	100	ARG	NE-CZ-NH1	13.74	127.17	120.30
1	fm	229	ARG	NE-CZ-NH1	13.74	127.17	120.30
1	5X	82	ARG	NE-CZ-NH1	13.74	127.17	120.30
1	6Y	100	ARG	NE-CZ-NH1	13.74	127.17	120.30
1	9k	82	ARG	NE-CZ-NH2	-13.74	113.43	120.30
1	39	18	ARG	NE-CZ-NH2	-13.73	113.43	120.30
1	l8	18	ARG	NE-CZ-NH1	13.73	127.17	120.30
1	7J	100	ARG	NE-CZ-NH1	13.73	127.17	120.30

Continued on next page...

Continued from previous page...

Mol	Chain	Res	Type	Atoms	Z	Observed(°)	Ideal(°)
1	82	167	ARG	NE-CZ-NH1	13.73	127.17	120.30
1	fB	173	ARG	NE-CZ-NH1	13.73	127.17	120.30
1	lw	97	ARG	NE-CZ-NH2	-13.73	113.44	120.30
1	2r	229	ARG	NE-CZ-NH1	13.73	127.16	120.30
1	8n	132	ARG	NE-CZ-NH1	13.73	127.16	120.30
1	ir	143	ARG	NE-CZ-NH1	13.73	127.16	120.30
1	2J	173	ARG	NE-CZ-NH1	13.73	127.16	120.30
1	5D	169	TYR	CB-CG-CD1	13.72	129.24	121.00
1	9D	132	ARG	NE-CZ-NH1	13.72	127.16	120.30
1	hf	168	PHE	CB-CG-CD2	13.72	130.40	120.80
1	2j	167	ARG	NE-CZ-NH1	13.72	127.16	120.30
1	g	154	ARG	NE-CZ-NH1	13.72	127.16	120.30
1	l	173	ARG	NE-CZ-NH1	13.72	127.16	120.30
1	4n	130	TYR	CB-CG-CD2	-13.72	112.77	121.00
1	3I	97	ARG	NE-CZ-NH2	-13.71	113.44	120.30
1	ij	132	ARG	NE-CZ-NH1	13.71	127.16	120.30
1	Y	162	ARG	NE-CZ-NH2	-13.71	113.44	120.30
1	au	173	ARG	NE-CZ-NH2	-13.71	113.44	120.30
1	d9	154	ARG	NE-CZ-NH2	-13.71	113.44	120.30
1	dF	154	ARG	NE-CZ-NH1	13.71	127.16	120.30
1	gy	167	ARG	NE-CZ-NH1	13.71	127.15	120.30
1	lj	82	ARG	NE-CZ-NH2	-13.71	113.45	120.30
1	er	167	ARG	NE-CZ-NH1	13.71	127.15	120.30
1	b2	173	ARG	NE-CZ-NH1	13.71	127.15	120.30
1	kL	18	ARG	NE-CZ-NH2	-13.70	113.45	120.30
1	lu	164	TYR	CB-CG-CD2	-13.70	112.78	121.00
1	5l	154	ARG	NE-CZ-NH2	13.70	127.15	120.30
1	cN	18	ARG	NE-CZ-NH1	13.70	127.15	120.30
1	bQ	132	ARG	NE-CZ-NH1	13.70	127.15	120.30
1	p	132	ARG	NE-CZ-NH1	13.70	127.15	120.30
1	1N	130	TYR	CB-CG-CD2	-13.69	112.78	121.00
1	2L	167	ARG	NE-CZ-NH1	13.69	127.15	120.30
1	46	229	ARG	NE-CZ-NH1	13.69	127.15	120.30
1	5S	154	ARG	NE-CZ-NH1	13.69	127.15	120.30
1	7R	97	ARG	NE-CZ-NH2	-13.69	113.45	120.30
1	1h	167	ARG	NE-CZ-NH1	13.69	127.14	120.30
1	gX	154	ARG	NE-CZ-NH2	-13.69	113.45	120.30
1	h1	82	ARG	NE-CZ-NH1	13.69	127.14	120.30
1	7y	143	ARG	NE-CZ-NH1	13.69	127.14	120.30
1	Y	173	ARG	NE-CZ-NH2	-13.69	113.46	120.30
1	38	167	ARG	NE-CZ-NH2	-13.68	113.46	120.30
1	f2	154	ARG	NE-CZ-NH1	13.68	127.14	120.30

Continued on next page...

Continued from previous page...

Mol	Chain	Res	Type	Atoms	Z	Observed(°)	Ideal(°)
1	hK	154	ARG	NE-CZ-NH1	13.68	127.14	120.30
1	as	145	TYR	CB-CG-CD2	-13.68	112.79	121.00
1	cs	154	ARG	NE-CZ-NH2	-13.68	113.46	120.30
1	j8	162	ARG	NE-CZ-NH2	13.68	127.14	120.30
1	2y	100	ARG	NE-CZ-NH2	-13.68	113.46	120.30
1	fV	97	ARG	NE-CZ-NH2	-13.68	113.46	120.30
1	W	130	TYR	CB-CG-CD2	13.68	129.21	121.00
1	eJ	143	ARG	NE-CZ-NH2	-13.67	113.47	120.30
1	b8	97	ARG	NE-CZ-NH1	13.67	127.13	120.30
1	er	18	ARG	NE-CZ-NH1	13.67	127.13	120.30
1	fd	130	TYR	CB-CG-CD2	-13.67	112.80	121.00
1	kR	168	PHE	CB-CG-CD1	-13.66	111.23	120.80
1	bH	145	TYR	CB-CG-CD1	-13.66	112.80	121.00
1	fO	100	ARG	NE-CZ-NH1	13.66	127.13	120.30
1	fa	132	ARG	NE-CZ-NH1	13.66	127.13	120.30
1	U	18	ARG	NE-CZ-NH1	13.66	127.13	120.30
1	8y	82	ARG	NE-CZ-NH2	-13.66	113.47	120.30
1	gj	173	ARG	NE-CZ-NH1	13.66	127.13	120.30
1	aO	18	ARG	NE-CZ-NH1	13.66	127.13	120.30
1	bp	145	TYR	CB-CG-CD1	-13.66	112.81	121.00
1	bk	97	ARG	NE-CZ-NH1	13.66	127.13	120.30
1	fX	82	ARG	NE-CZ-NH1	13.66	127.13	120.30
1	jq	154	ARG	NE-CZ-NH1	13.65	127.13	120.30
1	kt	162	ARG	NE-CZ-NH1	13.65	127.13	120.30
1	5X	143	ARG	NE-CZ-NH1	13.65	127.13	120.30
1	y	173	ARG	NE-CZ-NH2	-13.65	113.47	120.30
1	ek	154	ARG	NE-CZ-NH1	13.65	127.13	120.30
1	9r	154	ARG	NE-CZ-NH1	13.65	127.12	120.30
1	by	154	ARG	NE-CZ-NH2	-13.65	113.48	120.30
1	hr	167	ARG	NE-CZ-NH2	-13.64	113.48	120.30
1	gt	162	ARG	NE-CZ-NH1	13.64	127.12	120.30
1	i2	100	ARG	NE-CZ-NH2	-13.64	113.48	120.30
1	lv	162	ARG	NE-CZ-NH1	13.64	127.12	120.30
1	5w	130	TYR	CB-CG-CD2	-13.64	112.81	121.00
1	8u	82	ARG	NE-CZ-NH2	-13.64	113.48	120.30
1	bZ	82	ARG	NE-CZ-NH1	13.64	127.12	120.30
1	gl	132	ARG	NE-CZ-NH2	-13.64	113.48	120.30
1	2d	130	TYR	CB-CG-CD1	13.64	129.18	121.00
1	h7	164	TYR	CB-CG-CD1	13.64	129.18	121.00
1	5X	100	ARG	NE-CZ-NH1	13.64	127.12	120.30
1	h	173	ARG	NE-CZ-NH2	-13.64	113.48	120.30
1	jl	18	ARG	NE-CZ-NH1	13.63	127.12	120.30

Continued on next page...

Continued from previous page...

Mol	Chain	Res	Type	Atoms	Z	Observed(°)	Ideal(°)
1	2X	100	ARG	NE-CZ-NH1	13.63	127.12	120.30
1	3H	162	ARG	NE-CZ-NH1	13.63	127.12	120.30
1	fW	173	ARG	NE-CZ-NH2	-13.63	113.48	120.30
1	2v	173	ARG	NE-CZ-NH1	13.63	127.12	120.30
1	dq	132	ARG	NE-CZ-NH2	-13.63	113.48	120.30
1	2l	173	ARG	NE-CZ-NH2	-13.63	113.49	120.30
1	lC	154	ARG	NE-CZ-NH2	-13.62	113.49	120.30
1	lx	130	TYR	CB-CG-CD2	-13.62	112.83	121.00
1	aU	132	ARG	NE-CZ-NH2	-13.62	113.49	120.30
1	c5	154	ARG	NE-CZ-NH2	-13.62	113.49	120.30
1	bF	154	ARG	NE-CZ-NH1	13.62	127.11	120.30
1	eR	100	ARG	NE-CZ-NH1	13.62	127.11	120.30
1	jy	18	ARG	NE-CZ-NH1	13.62	127.11	120.30
1	4R	100	ARG	NE-CZ-NH1	13.62	127.11	120.30
1	5O	162	ARG	NE-CZ-NH1	13.62	127.11	120.30
1	aW	145	TYR	CB-CG-CD2	-13.62	112.83	121.00
1	cQ	97	ARG	NE-CZ-NH2	-13.62	113.49	120.30
1	bx	145	TYR	CB-CG-CD1	-13.62	112.83	121.00
1	f3	97	ARG	NE-CZ-NH2	-13.62	113.49	120.30
1	8g	162	ARG	NE-CZ-NH1	13.62	127.11	120.30
1	9f	154	ARG	NE-CZ-NH1	13.62	127.11	120.30
1	9q	97	ARG	NE-CZ-NH1	13.61	127.11	120.30
1	bq	143	ARG	NE-CZ-NH1	13.61	127.11	120.30
1	dd	162	ARG	NH1-CZ-NH2	-13.62	104.42	119.40
1	eb	100	ARG	NE-CZ-NH1	13.61	127.11	120.30
1	5Y	143	ARG	NE-CZ-NH2	-13.61	113.49	120.30
1	cU	18	ARG	NE-CZ-NH1	13.61	127.11	120.30
1	gM	229	ARG	NE-CZ-NH1	13.61	127.11	120.30
1	4r	143	ARG	NE-CZ-NH2	-13.61	113.50	120.30
1	jr	32	PHE	CB-CG-CD2	-13.61	111.27	120.80
1	3C	100	ARG	NE-CZ-NH1	13.61	127.11	120.30
1	dF	229	ARG	NE-CZ-NH1	13.61	127.10	120.30
1	7O	81	ASP	CB-CG-OD1	13.61	130.54	118.30
1	aJ	173	ARG	NE-CZ-NH2	-13.61	113.50	120.30
1	2h	162	ARG	NE-CZ-NH2	-13.60	113.50	120.30
1	hJ	167	ARG	NE-CZ-NH1	13.60	127.10	120.30
1	jS	100	ARG	NE-CZ-NH1	13.60	127.10	120.30
1	83	100	ARG	NE-CZ-NH1	13.60	127.10	120.30
1	e0	167	ARG	NE-CZ-NH2	-13.60	113.50	120.30
1	3s	97	ARG	NE-CZ-NH2	-13.60	113.50	120.30
1	65	162	ARG	NE-CZ-NH1	13.60	127.10	120.30
1	bi	82	ARG	NE-CZ-NH1	13.60	127.10	120.30

Continued on next page...

Continued from previous page...

Mol	Chain	Res	Type	Atoms	Z	Observed(°)	Ideal(°)
1	eI	143	ARG	NE-CZ-NH1	13.60	127.10	120.30
1	2	167	ARG	NE-CZ-NH1	13.60	127.10	120.30
1	eI	173	ARG	NE-CZ-NH2	-13.60	113.50	120.30
1	bA	167	ARG	NE-CZ-NH1	13.59	127.10	120.30
1	b3	229	ARG	NE-CZ-NH1	13.59	127.09	120.30
1	9W	229	ARG	NE-CZ-NH1	13.59	127.09	120.30
1	lE	143	ARG	NE-CZ-NH2	-13.59	113.51	120.30
1	lE	100	ARG	NE-CZ-NH1	13.59	127.09	120.30
1	ld	143	ARG	NE-CZ-NH2	-13.59	113.51	120.30
1	e8	162	ARG	NE-CZ-NH2	-13.59	113.51	120.30
1	M	162	ARG	NE-CZ-NH2	-13.59	113.51	120.30
1	y	162	ARG	NE-CZ-NH1	13.59	127.09	120.30
1	lM	18	ARG	NE-CZ-NH2	-13.58	113.51	120.30
1	cy	161	PHE	CB-CG-CD2	-13.58	111.29	120.80
1	iF	154	ARG	NE-CZ-NH1	13.58	127.09	120.30
1	jF	162	ARG	NE-CZ-NH1	13.58	127.09	120.30
1	lm	229	ARG	NE-CZ-NH2	-13.58	113.51	120.30
1	dI	82	ARG	NE-CZ-NH1	13.58	127.09	120.30
1	5A	154	ARG	NE-CZ-NH1	13.58	127.09	120.30
1	3Y	167	ARG	NE-CZ-NH2	-13.58	113.51	120.30
1	4q	173	ARG	NE-CZ-NH1	13.58	127.09	120.30
1	5C	18	ARG	NE-CZ-NH1	13.58	127.09	120.30
1	8D	143	ARG	NE-CZ-NH1	13.57	127.09	120.30
1	hm	162	ARG	NE-CZ-NH1	13.57	127.09	120.30
1	6	154	ARG	NE-CZ-NH2	-13.57	113.51	120.30
1	hH	173	ARG	NE-CZ-NH1	13.57	127.08	120.30
1	jP	132	ARG	NE-CZ-NH1	13.57	127.08	120.30
1	5i	154	ARG	NE-CZ-NH1	13.57	127.08	120.30
1	3k	173	ARG	NE-CZ-NH1	13.57	127.08	120.30
1	9B	173	ARG	NE-CZ-NH1	13.56	127.08	120.30
1	9Z	82	ARG	NE-CZ-NH2	13.56	127.08	120.30
1	ev	100	ARG	NE-CZ-NH2	-13.56	113.52	120.30
1	lQ	173	ARG	NE-CZ-NH2	-13.56	113.52	120.30
1	84	154	ARG	NE-CZ-NH2	-13.56	113.52	120.30
1	5u	145	TYR	CB-CG-CD1	13.56	129.14	121.00
1	8A	229	ARG	NE-CZ-NH1	13.56	127.08	120.30
1	dX	132	ARG	NE-CZ-NH1	13.56	127.08	120.30
1	gL	161	PHE	CB-CG-CD1	-13.56	111.31	120.80
1	hY	229	ARG	NE-CZ-NH2	-13.56	113.52	120.30
1	ku	97	ARG	NE-CZ-NH2	-13.56	113.52	120.30
1	2m	18	ARG	NE-CZ-NH2	-13.56	113.52	120.30
1	9l	229	ARG	NE-CZ-NH1	13.56	127.08	120.30

Continued on next page...

Continued from previous page...

Mol	Chain	Res	Type	Atoms	Z	Observed(°)	Ideal(°)
1	hW	130	TYR	CB-CG-CD2	-13.55	112.87	121.00
1	kQ	143	ARG	NE-CZ-NH1	13.56	127.08	120.30
1	2v	229	ARG	NE-CZ-NH2	-13.56	113.52	120.30
1	ca	18	ARG	NE-CZ-NH1	13.55	127.08	120.30
1	hf	173	ARG	NE-CZ-NH1	13.55	127.08	120.30
1	eU	154	ARG	NE-CZ-NH1	13.55	127.08	120.30
1	gl	132	ARG	NE-CZ-NH1	13.55	127.08	120.30
1	4z	143	ARG	NE-CZ-NH1	13.55	127.08	120.30
1	6W	154	ARG	NE-CZ-NH2	13.55	127.08	120.30
1	gX	229	ARG	NE-CZ-NH2	-13.55	113.53	120.30
1	hZ	154	ARG	NE-CZ-NH1	13.55	127.08	120.30
1	44	229	ARG	NE-CZ-NH2	-13.55	113.53	120.30
1	4t	100	ARG	NE-CZ-NH1	13.55	127.07	120.30
1	eP	18	ARG	NE-CZ-NH1	13.55	127.07	120.30
1	a	143	ARG	NE-CZ-NH2	-13.55	113.53	120.30
1	es	162	ARG	NE-CZ-NH2	-13.54	113.53	120.30
1	bE	168	PHE	CB-CG-CD2	-13.54	111.32	120.80
1	6E	82	ARG	NE-CZ-NH2	-13.54	113.53	120.30
1	l6	100	ARG	NE-CZ-NH1	13.53	127.07	120.30
1	bN	100	ARG	NE-CZ-NH2	13.53	127.07	120.30
1	dm	82	ARG	NE-CZ-NH1	13.54	127.07	120.30
1	fp	132	ARG	NE-CZ-NH1	13.54	127.07	120.30
1	5H	173	ARG	NE-CZ-NH1	13.53	127.07	120.30
1	84	162	ARG	NE-CZ-NH2	-13.53	113.53	120.30
1	f7	100	ARG	NE-CZ-NH1	13.53	127.07	120.30
1	7A	173	ARG	NE-CZ-NH2	-13.53	113.54	120.30
1	cE	173	ARG	NE-CZ-NH1	13.53	127.06	120.30
1	er	167	ARG	NE-CZ-NH2	-13.53	113.54	120.30
1	bZ	229	ARG	NE-CZ-NH2	-13.53	113.54	120.30
1	jr	18	ARG	NE-CZ-NH1	13.53	127.06	120.30
1	7w	167	ARG	NE-CZ-NH1	13.53	127.06	120.30
1	dR	97	ARG	NE-CZ-NH2	-13.53	113.54	120.30
1	kO	18	ARG	NE-CZ-NH2	-13.52	113.54	120.30
1	dp	154	ARG	NE-CZ-NH1	13.52	127.06	120.30
1	bW	100	ARG	NE-CZ-NH1	13.52	127.06	120.30
1	G	162	ARG	NE-CZ-NH1	13.52	127.06	120.30
1	37	167	ARG	NE-CZ-NH2	-13.52	113.54	120.30
1	4C	173	ARG	NE-CZ-NH2	-13.52	113.54	120.30
1	6m	154	ARG	NE-CZ-NH1	13.52	127.06	120.30
1	hG	173	ARG	NE-CZ-NH1	13.51	127.06	120.30
1	iw	97	ARG	NE-CZ-NH1	13.51	127.06	120.30
1	1X	154	ARG	NE-CZ-NH2	-13.51	113.54	120.30

Continued on next page...

Continued from previous page...

Mol	Chain	Res	Type	Atoms	Z	Observed(°)	Ideal(°)
1	9o	167	ARG	NE-CZ-NH1	13.51	127.06	120.30
1	gm	162	ARG	NE-CZ-NH2	-13.51	113.55	120.30
1	dy	162	ARG	NE-CZ-NH1	13.51	127.06	120.30
1	8o	82	ARG	NE-CZ-NH1	13.51	127.05	120.30
1	14	100	ARG	NE-CZ-NH1	13.51	127.06	120.30
1	g5	100	ARG	NE-CZ-NH1	13.51	127.06	120.30
1	4y	40	PHE	CB-CG-CD2	13.51	130.25	120.80
1	dn	18	ARG	NE-CZ-NH2	-13.50	113.55	120.30
1	4l	97	ARG	NE-CZ-NH1	13.50	127.05	120.30
1	al	143	ARG	NE-CZ-NH1	13.50	127.05	120.30
1	bg	154	ARG	NE-CZ-NH2	13.50	127.05	120.30
1	cR	167	ARG	NE-CZ-NH1	13.50	127.05	120.30
1	1	100	ARG	NE-CZ-NH2	-13.50	113.55	120.30
1	6x	97	ARG	NE-CZ-NH1	13.50	127.05	120.30
1	5	32	PHE	CB-CG-CD1	13.50	130.25	120.80
1	k1	97	ARG	NE-CZ-NH2	-13.49	113.55	120.30
1	db	143	ARG	NE-CZ-NH1	13.49	127.05	120.30
1	hQ	169	TYR	CB-CG-CD2	-13.49	112.91	121.00
1	fO	229	ARG	NE-CZ-NH1	13.49	127.05	120.30
1	1C	143	ARG	NE-CZ-NH2	-13.49	113.55	120.30
1	32	173	ARG	NE-CZ-NH1	13.49	127.05	120.30
1	5b	97	ARG	NE-CZ-NH2	13.49	127.05	120.30
1	iC	229	ARG	NE-CZ-NH2	-13.49	113.56	120.30
1	4A	100	ARG	NE-CZ-NH2	-13.49	113.56	120.30
1	6P	18	ARG	NE-CZ-NH2	-13.48	113.56	120.30
1	33	82	ARG	NE-CZ-NH1	13.48	127.04	120.30
1	4g	154	ARG	NE-CZ-NH1	13.48	127.04	120.30
1	4X	82	ARG	NE-CZ-NH2	-13.48	113.56	120.30
1	hN	143	ARG	NE-CZ-NH1	13.47	127.04	120.30
1	ld	229	ARG	NE-CZ-NH1	13.47	127.04	120.30
1	4s	161	PHE	CB-CG-CD2	-13.47	111.37	120.80
1	5Y	143	ARG	NE-CZ-NH1	13.47	127.04	120.30
1	gK	97	ARG	NE-CZ-NH2	-13.47	113.56	120.30
1	iN	173	ARG	NE-CZ-NH1	13.47	127.04	120.30
1	87	154	ARG	NE-CZ-NH1	13.47	127.04	120.30
1	fV	229	ARG	NE-CZ-NH2	-13.47	113.56	120.30
1	5T	132	ARG	NE-CZ-NH1	13.47	127.03	120.30
1	4t	18	ARG	NE-CZ-NH1	13.47	127.03	120.30
1	53	169	TYR	CB-CG-CD1	-13.47	112.92	121.00
1	k1	97	ARG	NE-CZ-NH1	13.46	127.03	120.30
1	4D	143	ARG	NE-CZ-NH2	-13.46	113.57	120.30
1	9Z	18	ARG	NE-CZ-NH1	13.46	127.03	120.30

Continued on next page...

Continued from previous page...

Mol	Chain	Res	Type	Atoms	Z	Observed(°)	Ideal(°)
1	5u	100	ARG	NE-CZ-NH2	-13.46	113.57	120.30
1	if	82	ARG	NE-CZ-NH1	13.46	127.03	120.30
1	33	167	ARG	NE-CZ-NH2	-13.46	113.57	120.30
1	2q	229	ARG	NE-CZ-NH1	13.46	127.03	120.30
1	9k	132	ARG	NE-CZ-NH1	13.45	127.03	120.30
1	iG	82	ARG	NE-CZ-NH1	13.45	127.03	120.30
1	6t	154	ARG	NE-CZ-NH1	13.45	127.03	120.30
1	9o	173	ARG	NE-CZ-NH1	13.45	127.03	120.30
1	92	162	ARG	NE-CZ-NH1	13.45	127.02	120.30
1	gI	162	ARG	NE-CZ-NH1	13.45	127.02	120.30
1	iM	100	ARG	NE-CZ-NH1	13.45	127.02	120.30
1	6i	18	ARG	NE-CZ-NH1	13.45	127.02	120.30
1	i6	162	ARG	NE-CZ-NH1	13.44	127.02	120.30
1	l4	100	ARG	NE-CZ-NH1	13.44	127.02	120.30
1	lj	162	ARG	NE-CZ-NH2	-13.44	113.58	120.30
1	ba	82	ARG	NE-CZ-NH1	13.45	127.02	120.30
1	2t	229	ARG	NE-CZ-NH1	13.44	127.02	120.30
1	66	100	ARG	NE-CZ-NH2	-13.44	113.58	120.30
1	7C	132	ARG	NE-CZ-NH1	13.44	127.02	120.30
1	j	173	ARG	NE-CZ-NH1	13.44	127.02	120.30
1	gZ	161	PHE	CB-CG-CD1	-13.44	111.39	120.80
1	hd	167	ARG	NE-CZ-NH1	13.44	127.02	120.30
1	ht	82	ARG	NE-CZ-NH1	13.44	127.02	120.30
1	aB	18	ARG	NE-CZ-NH2	-13.44	113.58	120.30
1	bR	154	ARG	NE-CZ-NH2	-13.44	113.58	120.30
1	eo	18	ARG	NE-CZ-NH1	13.44	127.02	120.30
1	lv	82	ARG	NE-CZ-NH1	13.44	127.02	120.30
1	hG	143	ARG	NE-CZ-NH1	13.44	127.02	120.30
1	kA	132	ARG	NE-CZ-NH1	13.44	127.02	120.30
1	l8	100	ARG	NE-CZ-NH1	13.44	127.02	120.30
1	fv	143	ARG	NE-CZ-NH1	13.44	127.02	120.30
1	98	173	ARG	NE-CZ-NH1	13.43	127.02	120.30
1	c4	162	ARG	NE-CZ-NH2	-13.43	113.58	120.30
1	6K	18	ARG	NE-CZ-NH1	13.43	127.02	120.30
1	1s	145	TYR	CB-CG-CD2	-13.43	112.94	121.00
1	2q	162	ARG	NE-CZ-NH1	13.43	127.02	120.30
1	54	103	ASP	CB-CG-OD1	13.43	130.39	118.30
1	4M	143	ARG	NE-CZ-NH1	13.43	127.01	120.30
1	dl	100	ARG	NE-CZ-NH2	-13.43	113.59	120.30
1	kZ	162	ARG	NE-CZ-NH1	13.42	127.01	120.30
1	7K	100	ARG	NE-CZ-NH1	13.42	127.01	120.30
1	jn	97	ARG	NE-CZ-NH1	13.42	127.01	120.30

Continued on next page...

Continued from previous page...

Mol	Chain	Res	Type	Atoms	Z	Observed(°)	Ideal(°)
1	fK	130	TYR	CB-CG-CD1	13.42	129.05	121.00
1	2l	132	ARG	NE-CZ-NH1	13.42	127.01	120.30
1	l0	100	ARG	NE-CZ-NH1	13.42	127.01	120.30
1	ff	100	ARG	NE-CZ-NH2	-13.42	113.59	120.30
1	cr	18	ARG	NE-CZ-NH1	13.42	127.01	120.30
1	99	164	TYR	CB-CG-CD2	-13.42	112.95	121.00
1	gr	229	ARG	NE-CZ-NH1	13.41	127.01	120.30
1	5y	18	ARG	NE-CZ-NH2	13.41	127.01	120.30
1	gn	100	ARG	NE-CZ-NH1	13.41	127.01	120.30
1	az	32	PHE	CB-CG-CD2	-13.41	111.41	120.80
1	4S	169	TYR	CB-CG-CD1	13.41	129.05	121.00
1	aV	100	ARG	NE-CZ-NH2	-13.41	113.59	120.30
1	lg	162	ARG	NE-CZ-NH2	-13.41	113.59	120.30
1	kd	162	ARG	NE-CZ-NH1	13.41	127.00	120.30
1	bP	143	ARG	NE-CZ-NH2	-13.41	113.59	120.30
1	C	229	ARG	NE-CZ-NH1	13.41	127.00	120.30
1	5c	97	ARG	NE-CZ-NH1	13.41	127.00	120.30
1	aj	132	ARG	NE-CZ-NH1	13.41	127.00	120.30
1	fq	173	ARG	NE-CZ-NH1	13.41	127.00	120.30
1	lo	143	ARG	NE-CZ-NH2	-13.40	113.60	120.30
1	hX	167	ARG	NE-CZ-NH2	-13.40	113.60	120.30
1	it	169	TYR	CB-CG-CD2	13.40	129.04	121.00
1	2J	167	ARG	NE-CZ-NH1	13.40	127.00	120.30
1	dC	143	ARG	NE-CZ-NH2	-13.40	113.60	120.30
1	6B	132	ARG	NE-CZ-NH2	-13.40	113.60	120.30
1	cC	229	ARG	NE-CZ-NH1	13.40	127.00	120.30
1	e1	100	ARG	NE-CZ-NH1	13.40	127.00	120.30
1	2k	130	TYR	CB-CG-CD2	-13.40	112.96	121.00
1	7Y	97	ARG	NE-CZ-NH1	13.39	127.00	120.30
1	8C	18	ARG	NE-CZ-NH2	-13.39	113.60	120.30
1	6p	143	ARG	NE-CZ-NH2	13.39	127.00	120.30
1	fw	97	ARG	NE-CZ-NH1	13.39	127.00	120.30
1	hi	162	ARG	NE-CZ-NH1	13.39	126.99	120.30
1	F	18	ARG	NE-CZ-NH1	13.39	126.99	120.30
1	jz	143	ARG	NE-CZ-NH2	-13.38	113.61	120.30
1	kI	229	ARG	NE-CZ-NH1	13.39	126.99	120.30
1	g0	145	TYR	CB-CG-CD1	-13.39	112.97	121.00
1	kg	132	ARG	NE-CZ-NH1	13.38	126.99	120.30
1	6z	167	ARG	NE-CZ-NH2	-13.38	113.61	120.30
1	e	162	ARG	NE-CZ-NH1	13.38	126.99	120.30
1	gn	132	ARG	NE-CZ-NH2	-13.38	113.61	120.30
1	iT	145	TYR	CB-CG-CD2	-13.38	112.97	121.00

Continued on next page...

Continued from previous page...

Mol	Chain	Res	Type	Atoms	Z	Observed(°)	Ideal(°)
1	dQ	229	ARG	NE-CZ-NH2	-13.38	113.61	120.30
1	37	100	ARG	NE-CZ-NH1	13.38	126.99	120.30
1	4W	167	ARG	NE-CZ-NH1	13.38	126.99	120.30
1	7q	100	ARG	NE-CZ-NH2	-13.38	113.61	120.30
1	S	145	TYR	CB-CG-CD2	-13.38	112.97	121.00
1	8d	173	ARG	NE-CZ-NH1	13.37	126.99	120.30
1	bT	130	TYR	CB-CG-CD2	-13.37	112.98	121.00
1	ik	167	ARG	NE-CZ-NH1	13.37	126.98	120.30
1	6L	18	ARG	NE-CZ-NH1	13.37	126.98	120.30
1	7j	100	ARG	NE-CZ-NH1	13.37	126.98	120.30
1	bf	167	ARG	NE-CZ-NH1	13.37	126.98	120.30
1	5j	130	TYR	CB-CG-CD1	13.36	129.02	121.00
1	T	82	ARG	NE-CZ-NH1	13.36	126.98	120.30
1	kd	82	ARG	NE-CZ-NH2	13.36	126.98	120.30
1	cI	143	ARG	NE-CZ-NH2	13.36	126.98	120.30
1	ll	143	ARG	NE-CZ-NH1	13.36	126.98	120.30
1	6D	173	ARG	NE-CZ-NH1	13.36	126.98	120.30
1	lo	82	ARG	NE-CZ-NH1	13.36	126.98	120.30
1	7k	97	ARG	NE-CZ-NH1	13.35	126.98	120.30
1	7q	167	ARG	NE-CZ-NH1	13.35	126.98	120.30
1	bv	100	ARG	NE-CZ-NH1	13.35	126.97	120.30
1	db	100	ARG	NE-CZ-NH1	13.35	126.97	120.30
1	lz	143	ARG	NE-CZ-NH2	-13.35	113.63	120.30
1	2l	154	ARG	NE-CZ-NH2	13.35	126.97	120.30
1	aB	229	ARG	NE-CZ-NH1	13.35	126.97	120.30
1	lp	100	ARG	NE-CZ-NH1	13.35	126.97	120.30
1	lA	173	ARG	NH1-CZ-NH2	-13.34	104.72	119.40
1	2u	100	ARG	NE-CZ-NH1	13.34	126.97	120.30
1	3l	173	ARG	NE-CZ-NH1	13.34	126.97	120.30
1	7Y	164	TYR	CB-CG-CD2	-13.34	113.00	121.00
1	fP	143	ARG	NE-CZ-NH1	13.34	126.97	120.30
1	ju	100	ARG	NE-CZ-NH2	-13.34	113.63	120.30
1	6q	143	ARG	NE-CZ-NH1	13.34	126.97	120.30
1	jC	97	ARG	NE-CZ-NH1	13.34	126.97	120.30
1	6H	154	ARG	NE-CZ-NH2	-13.34	113.63	120.30
1	7k	229	ARG	NE-CZ-NH1	13.34	126.97	120.30
1	kW	132	ARG	NE-CZ-NH1	13.33	126.97	120.30
1	3C	154	ARG	NE-CZ-NH2	-13.33	113.63	120.30
1	cg	82	ARG	NE-CZ-NH1	13.33	126.97	120.30
1	hO	168	PHE	CB-CG-CD2	13.33	130.13	120.80
1	a2	132	ARG	NE-CZ-NH1	13.33	126.96	120.30
1	ll	132	ARG	NE-CZ-NH1	13.33	126.96	120.30

Continued on next page...

Continued from previous page...

Mol	Chain	Res	Type	Atoms	Z	Observed(°)	Ideal(°)
1	gb	130	TYR	CB-CG-CD2	-13.32	113.00	121.00
1	kE	18	ARG	NE-CZ-NH1	13.32	126.96	120.30
1	kX	154	ARG	NE-CZ-NH1	13.32	126.96	120.30
1	1R	82	ARG	NE-CZ-NH1	13.32	126.96	120.30
1	4C	143	ARG	NE-CZ-NH1	13.32	126.96	120.30
1	9Y	162	ARG	NE-CZ-NH1	13.32	126.96	120.30
1	dT	229	ARG	NE-CZ-NH1	13.32	126.96	120.30
1	k	132	ARG	NE-CZ-NH1	13.32	126.96	120.30
1	lk	229	ARG	NE-CZ-NH1	13.32	126.96	120.30
1	bN	229	ARG	NE-CZ-NH1	13.32	126.96	120.30
1	fy	18	ARG	NE-CZ-NH1	13.32	126.96	120.30
1	gj	97	ARG	NE-CZ-NH2	13.32	126.96	120.30
1	es	162	ARG	NE-CZ-NH1	13.32	126.96	120.30
1	iz	154	ARG	NE-CZ-NH1	13.32	126.96	120.30
1	1R	100	ARG	NE-CZ-NH1	13.32	126.96	120.30
1	9K	229	ARG	NE-CZ-NH1	13.32	126.96	120.30
1	bl	173	ARG	NE-CZ-NH1	13.32	126.96	120.30
1	d4	130	TYR	CB-CG-CD2	-13.32	113.01	121.00
1	aZ	154	ARG	NE-CZ-NH2	-13.31	113.64	120.30
1	bL	143	ARG	NE-CZ-NH2	-13.31	113.64	120.30
1	ca	82	ARG	NE-CZ-NH1	13.31	126.96	120.30
1	g	229	ARG	NE-CZ-NH2	-13.31	113.64	120.30
1	hd	169	TYR	CB-CG-CD1	-13.31	113.01	121.00
1	eS	229	ARG	NE-CZ-NH2	-13.31	113.64	120.30
1	f9	132	ARG	NE-CZ-NH1	13.31	126.96	120.30
1	aV	173	ARG	NE-CZ-NH1	13.31	126.95	120.30
1	5I	162	ARG	NE-CZ-NH1	13.31	126.95	120.30
1	eu	145	TYR	CB-CG-CD2	13.31	128.99	121.00
1	7F	162	ARG	NE-CZ-NH1	13.31	126.95	120.30
1	2a	154	ARG	NE-CZ-NH2	-13.30	113.65	120.30
1	5J	82	ARG	NE-CZ-NH2	-13.30	113.65	120.30
1	dk	100	ARG	NE-CZ-NH1	13.30	126.95	120.30
1	9O	18	ARG	NE-CZ-NH1	13.30	126.95	120.30
1	c6	18	ARG	NE-CZ-NH1	13.30	126.95	120.30
1	fT	154	ARG	NE-CZ-NH1	13.30	126.95	120.30
1	hd	18	ARG	NE-CZ-NH1	13.30	126.95	120.30
1	gP	100	ARG	NE-CZ-NH1	13.30	126.95	120.30
1	6F	132	ARG	NE-CZ-NH2	-13.30	113.65	120.30
1	e7	82	ARG	NE-CZ-NH1	13.30	126.95	120.30
1	L	18	ARG	NE-CZ-NH1	13.30	126.95	120.30
1	ji	169	TYR	CB-CG-CD1	13.30	128.98	121.00
1	kl	229	ARG	NE-CZ-NH2	-13.30	113.65	120.30

Continued on next page...

Continued from previous page...

Mol	Chain	Res	Type	Atoms	Z	Observed(°)	Ideal(°)
1	4T	154	ARG	NE-CZ-NH1	13.30	126.95	120.30
1	bD	18	ARG	NE-CZ-NH2	-13.30	113.65	120.30
1	eR	154	ARG	NE-CZ-NH2	-13.30	113.65	120.30
1	1O	97	ARG	NE-CZ-NH2	-13.29	113.65	120.30
1	6Y	100	ARG	NE-CZ-NH2	-13.29	113.65	120.30
1	8W	143	ARG	NE-CZ-NH2	-13.29	113.65	120.30
1	dJ	154	ARG	NE-CZ-NH1	13.29	126.95	120.30
1	in	162	ARG	NE-CZ-NH1	13.29	126.94	120.30
1	dS	154	ARG	NE-CZ-NH1	13.29	126.94	120.30
1	8G	143	ARG	NE-CZ-NH2	-13.29	113.66	120.30
1	2X	229	ARG	NE-CZ-NH1	13.28	126.94	120.30
1	5V	162	ARG	NE-CZ-NH2	13.28	126.94	120.30
1	6t	229	ARG	NE-CZ-NH1	13.28	126.94	120.30
1	5L	162	ARG	NE-CZ-NH2	-13.28	113.66	120.30
1	fJ	18	ARG	NE-CZ-NH1	13.28	126.94	120.30
1	gv	100	ARG	NE-CZ-NH2	-13.28	113.66	120.30
1	hv	162	ARG	NE-CZ-NH1	13.28	126.94	120.30
1	lO	173	ARG	NE-CZ-NH1	13.28	126.94	120.30
1	3u	169	TYR	CB-CG-CD1	13.28	128.97	121.00
1	j0	100	ARG	NE-CZ-NH1	13.27	126.94	120.30
1	k5	100	ARG	NE-CZ-NH1	13.27	126.94	120.30
1	5h	100	ARG	NE-CZ-NH2	-13.27	113.66	120.30
1	18	100	ARG	NE-CZ-NH1	13.27	126.94	120.30
1	iL	173	ARG	NE-CZ-NH2	-13.27	113.67	120.30
1	6J	82	ARG	NE-CZ-NH2	-13.27	113.67	120.30
1	G	97	ARG	NE-CZ-NH2	-13.27	113.67	120.30
1	jW	143	ARG	NE-CZ-NH1	13.27	126.93	120.30
1	2o	97	ARG	NE-CZ-NH1	13.26	126.93	120.30
1	4i	132	ARG	NE-CZ-NH1	13.26	126.93	120.30
1	8z	18	ARG	NE-CZ-NH1	13.26	126.93	120.30
1	hE	229	ARG	NE-CZ-NH1	13.26	126.93	120.30
1	iM	145	TYR	CB-CG-CD2	-13.26	113.04	121.00
1	aR	167	ARG	NE-CZ-NH2	-13.26	113.67	120.30
1	eG	100	ARG	NE-CZ-NH1	13.26	126.93	120.30
1	5p	167	ARG	NE-CZ-NH1	13.26	126.93	120.30
1	iq	82	ARG	NE-CZ-NH1	13.26	126.93	120.30
1	iN	143	ARG	NE-CZ-NH1	13.26	126.93	120.30
1	2i	132	ARG	NE-CZ-NH1	13.26	126.93	120.30
1	bZ	132	ARG	NE-CZ-NH2	-13.26	113.67	120.30
1	4b	145	TYR	CB-CG-CD1	-13.26	113.05	121.00
1	61	143	ARG	NE-CZ-NH2	-13.25	113.67	120.30
1	10	143	ARG	NE-CZ-NH2	-13.25	113.67	120.30

Continued on next page...

Continued from previous page...

Mol	Chain	Res	Type	Atoms	Z	Observed(°)	Ideal(°)
1	aQ	229	ARG	NE-CZ-NH1	13.25	126.93	120.30
1	O	132	ARG	NE-CZ-NH1	13.25	126.93	120.30
1	kb	143	ARG	NE-CZ-NH2	-13.25	113.67	120.30
1	2K	82	ARG	NE-CZ-NH1	13.25	126.93	120.30
1	5k	229	ARG	NE-CZ-NH2	-13.25	113.67	120.30
1	7g	82	ARG	NE-CZ-NH1	13.25	126.92	120.30
1	kZ	18	ARG	NE-CZ-NH1	13.25	126.92	120.30
1	fl	162	ARG	NE-CZ-NH1	13.24	126.92	120.30
1	gn	132	ARG	NE-CZ-NH1	13.24	126.92	120.30
1	2l	97	ARG	NE-CZ-NH2	-13.24	113.68	120.30
1	9l	173	ARG	NE-CZ-NH1	13.24	126.92	120.30
1	1G	229	ARG	NE-CZ-NH1	13.24	126.92	120.30
1	jW	154	ARG	NE-CZ-NH2	13.24	126.92	120.30
1	2R	145	TYR	CB-CG-CD2	-13.24	113.06	121.00
1	ed	82	ARG	NE-CZ-NH2	-13.24	113.68	120.30
1	26	154	ARG	NE-CZ-NH2	-13.24	113.68	120.30
1	2V	167	ARG	NE-CZ-NH1	13.24	126.92	120.30
1	7O	229	ARG	NE-CZ-NH1	13.24	126.92	120.30
1	gI	132	ARG	NE-CZ-NH2	-13.23	113.68	120.30
1	iH	100	ARG	NE-CZ-NH2	-13.23	113.68	120.30
1	ag	173	ARG	NE-CZ-NH1	13.23	126.92	120.30
1	aF	143	ARG	NE-CZ-NH2	-13.23	113.68	120.30
1	e3	229	ARG	NE-CZ-NH2	13.23	126.92	120.30
1	g6	132	ARG	NE-CZ-NH1	13.23	126.92	120.30
1	X	132	ARG	NE-CZ-NH2	-13.23	113.69	120.30
1	iW	97	ARG	NE-CZ-NH1	13.23	126.91	120.30
1	7U	143	ARG	NE-CZ-NH1	13.23	126.91	120.30
1	fi	169	TYR	CB-CG-CD1	13.23	128.94	121.00
1	1z	162	ARG	NE-CZ-NH1	13.23	126.91	120.30
1	1H	100	ARG	NE-CZ-NH1	13.23	126.91	120.30
1	hi	18	ARG	NE-CZ-NH2	-13.23	113.69	120.30
1	5v	100	ARG	NE-CZ-NH2	-13.23	113.69	120.30
1	d4	167	ARG	NE-CZ-NH1	13.23	126.91	120.30
1	ho	229	ARG	NE-CZ-NH2	13.22	126.91	120.30
1	6w	97	ARG	NE-CZ-NH1	13.22	126.91	120.30
1	7o	173	ARG	NE-CZ-NH1	13.22	126.91	120.30
1	k7	143	ARG	NE-CZ-NH2	-13.22	113.69	120.30
1	4V	18	ARG	NE-CZ-NH2	-13.22	113.69	120.30
1	eu	82	ARG	NE-CZ-NH1	13.22	126.91	120.30
1	lJ	167	ARG	NE-CZ-NH2	-13.22	113.69	120.30
1	85	130	TYR	CB-CG-CD2	-13.22	113.07	121.00
1	eW	145	TYR	CB-CG-CD2	13.22	128.93	121.00

Continued on next page...

Continued from previous page...

Mol	Chain	Res	Type	Atoms	Z	Observed(°)	Ideal(°)
1	B	100	ARG	NE-CZ-NH1	13.22	126.91	120.30
1	7	229	ARG	NE-CZ-NH1	13.22	126.91	120.30
1	9	18	ARG	NE-CZ-NH1	13.22	126.91	120.30
1	72	167	ARG	NE-CZ-NH1	13.21	126.91	120.30
1	7n	229	ARG	NE-CZ-NH1	13.22	126.91	120.30
1	7N	145	TYR	CB-CG-CD2	13.21	128.93	121.00
1	8B	100	ARG	NE-CZ-NH1	13.21	126.91	120.30
1	i9	229	ARG	NE-CZ-NH2	13.21	126.91	120.30
1	4a	130	TYR	CB-CG-CD1	13.21	128.93	121.00
1	4j	82	ARG	NE-CZ-NH1	13.21	126.91	120.30
1	hJ	229	ARG	NE-CZ-NH2	-13.21	113.69	120.30
1	iG	18	ARG	NE-CZ-NH2	13.21	126.90	120.30
1	72	97	ARG	NE-CZ-NH1	13.21	126.91	120.30
1	iO	18	ARG	NE-CZ-NH1	13.21	126.90	120.30
1	eu	132	ARG	NE-CZ-NH1	13.21	126.90	120.30
1	5u	100	ARG	NE-CZ-NH1	13.21	126.90	120.30
1	be	143	ARG	NE-CZ-NH2	13.21	126.90	120.30
1	d6	229	ARG	NE-CZ-NH1	13.21	126.90	120.30
1	ej	145	TYR	CB-CG-CD2	-13.21	113.08	121.00
1	3I	100	ARG	NE-CZ-NH1	13.20	126.90	120.30
1	db	18	ARG	NE-CZ-NH1	13.20	126.90	120.30
1	w	167	ARG	NE-CZ-NH2	-13.20	113.70	120.30
1	aI	169	TYR	CB-CG-CD1	13.20	128.92	121.00
1	j9	167	ARG	NE-CZ-NH1	13.20	126.90	120.30
1	2i	167	ARG	NE-CZ-NH1	13.20	126.90	120.30
1	7S	167	ARG	NE-CZ-NH1	13.20	126.90	120.30
1	fV	100	ARG	NE-CZ-NH1	13.20	126.90	120.30
1	i	132	ARG	NE-CZ-NH1	13.19	126.90	120.30
1	4j	162	ARG	NE-CZ-NH1	13.19	126.89	120.30
1	7x	132	ARG	NE-CZ-NH1	13.19	126.89	120.30
1	1T	162	ARG	NE-CZ-NH1	13.19	126.89	120.30
1	7Z	229	ARG	NE-CZ-NH1	13.19	126.89	120.30
1	iP	100	ARG	NE-CZ-NH1	13.19	126.89	120.30
1	h5	132	ARG	NE-CZ-NH1	13.18	126.89	120.30
1	1L	173	ARG	NE-CZ-NH1	13.18	126.89	120.30
1	40	143	ARG	NE-CZ-NH2	-13.18	113.71	120.30
1	bS	97	ARG	NE-CZ-NH1	13.18	126.89	120.30
1	b	169	TYR	CB-CG-CD1	-13.18	113.09	121.00
1	35	82	ARG	NE-CZ-NH2	-13.18	113.71	120.30
1	3L	18	ARG	NE-CZ-NH1	13.18	126.89	120.30
1	5n	162	ARG	NE-CZ-NH2	-13.18	113.71	120.30
1	9S	97	ARG	NE-CZ-NH1	13.18	126.89	120.30

Continued on next page...

Continued from previous page...

Mol	Chain	Res	Type	Atoms	Z	Observed(°)	Ideal(°)
1	iS	143	ARG	NE-CZ-NH1	13.18	126.89	120.30
1	26	162	ARG	NE-CZ-NH2	-13.18	113.71	120.30
1	6d	82	ARG	NE-CZ-NH1	13.18	126.89	120.30
1	7M	82	ARG	NE-CZ-NH2	-13.18	113.71	120.30
1	fx	154	ARG	NE-CZ-NH2	-13.18	113.71	120.30
1	5P	100	ARG	NE-CZ-NH2	-13.18	113.71	120.30
1	5g	143	ARG	NE-CZ-NH1	13.18	126.89	120.30
1	5V	173	ARG	NE-CZ-NH1	13.18	126.89	120.30
1	gA	162	ARG	NE-CZ-NH1	13.17	126.89	120.30
1	kP	100	ARG	NE-CZ-NH1	13.17	126.89	120.30
1	kA	132	ARG	NE-CZ-NH2	-13.17	113.72	120.30
1	gy	168	PHE	CB-CG-CD1	-13.17	111.58	120.80
1	lu	154	ARG	NE-CZ-NH2	-13.17	113.72	120.30
1	8g	143	ARG	NE-CZ-NH1	13.17	126.88	120.30
1	gG	82	ARG	NE-CZ-NH1	13.16	126.88	120.30
1	j1	97	ARG	NE-CZ-NH2	-13.16	113.72	120.30
1	5S	169	TYR	CB-CG-CD2	13.16	128.90	121.00
1	be	82	ARG	NE-CZ-NH1	13.16	126.88	120.30
1	dt	154	ARG	NE-CZ-NH2	13.16	126.88	120.30
1	3J	161	PHE	CB-CG-CD1	-13.16	111.59	120.80
1	cR	154	ARG	NE-CZ-NH1	13.16	126.88	120.30
1	cV	167	ARG	NE-CZ-NH1	13.16	126.88	120.30
1	22	143	ARG	NE-CZ-NH2	-13.16	113.72	120.30
1	28	167	ARG	NE-CZ-NH1	13.16	126.88	120.30
1	3K	162	ARG	NE-CZ-NH1	13.16	126.88	120.30
1	6T	82	ARG	NE-CZ-NH1	13.16	126.88	120.30
1	8F	18	ARG	NE-CZ-NH1	13.16	126.88	120.30
1	e1	229	ARG	NE-CZ-NH2	-13.16	113.72	120.30
1	fB	82	ARG	NE-CZ-NH2	-13.16	113.72	120.30
1	ie	154	ARG	NE-CZ-NH2	-13.16	113.72	120.30
1	6z	82	ARG	NE-CZ-NH1	13.16	126.88	120.30
1	es	154	ARG	NE-CZ-NH1	13.16	126.88	120.30
1	gt	82	ARG	NE-CZ-NH2	-13.15	113.72	120.30
1	jM	161	PHE	CB-CG-CD1	13.15	130.01	120.80
1	2L	97	ARG	NE-CZ-NH1	13.15	126.88	120.30
1	i9	162	ARG	NE-CZ-NH1	13.15	126.88	120.30
1	iJ	145	TYR	CB-CG-CD1	-13.15	113.11	121.00
1	a9	162	ARG	NE-CZ-NH1	13.15	126.88	120.30
1	aO	173	ARG	NE-CZ-NH1	13.15	126.88	120.30
1	bU	132	ARG	NE-CZ-NH2	-13.15	113.72	120.30
1	4w	154	ARG	NE-CZ-NH2	-13.15	113.72	120.30
1	4X	18	ARG	NE-CZ-NH1	13.15	126.88	120.30

Continued on next page...

Continued from previous page...

Mol	Chain	Res	Type	Atoms	Z	Observed(°)	Ideal(°)
1	9D	100	ARG	NE-CZ-NH1	13.15	126.88	120.30
1	8J	18	ARG	NE-CZ-NH1	13.15	126.88	120.30
1	b6	167	ARG	NE-CZ-NH1	13.15	126.88	120.30
1	ce	154	ARG	NE-CZ-NH2	-13.15	113.72	120.30
1	dp	18	ARG	NE-CZ-NH1	13.15	126.87	120.30
1	cb	154	ARG	NE-CZ-NH1	13.15	126.87	120.30
1	l	154	ARG	NE-CZ-NH1	13.15	126.87	120.30
1	3Q	173	ARG	NE-CZ-NH2	13.14	126.87	120.30
1	69	173	ARG	NE-CZ-NH1	13.14	126.87	120.30
1	9L	173	ARG	NE-CZ-NH2	13.14	126.87	120.30
1	dW	18	ARG	NE-CZ-NH2	-13.14	113.73	120.30
1	iG	229	ARG	NE-CZ-NH2	-13.14	113.73	120.30
1	fF	154	ARG	NE-CZ-NH2	-13.14	113.73	120.30
1	f5	229	ARG	NE-CZ-NH2	-13.14	113.73	120.30
1	2k	154	ARG	NE-CZ-NH1	13.14	126.87	120.30
1	5s	229	ARG	NE-CZ-NH1	13.14	126.87	120.30
1	cY	229	ARG	NE-CZ-NH2	-13.14	113.73	120.30
1	gu	143	ARG	NE-CZ-NH1	13.13	126.87	120.30
1	6H	18	ARG	NE-CZ-NH1	13.13	126.86	120.30
1	7g	100	ARG	NE-CZ-NH1	13.13	126.86	120.30
1	kA	97	ARG	NE-CZ-NH1	13.12	126.86	120.30
1	dE	162	ARG	NE-CZ-NH2	-13.12	113.74	120.30
1	gM	18	ARG	NE-CZ-NH1	13.12	126.86	120.30
1	hu	154	ARG	NE-CZ-NH2	-13.12	113.74	120.30
1	dy	143	ARG	NE-CZ-NH2	-13.12	113.74	120.30
1	fd	167	ARG	NE-CZ-NH2	-13.12	113.74	120.30
1	x	97	ARG	NE-CZ-NH1	13.12	126.86	120.30
1	7F	18	ARG	NE-CZ-NH1	13.12	126.86	120.30
1	ew	168	PHE	CB-CG-CD1	-13.12	111.62	120.80
1	gi	97	ARG	NE-CZ-NH2	-13.12	113.74	120.30
1	hC	143	ARG	NE-CZ-NH1	13.12	126.86	120.30
1	4H	173	ARG	NE-CZ-NH2	-13.12	113.74	120.30
1	5s	82	ARG	NE-CZ-NH1	13.11	126.86	120.30
1	dx	173	ARG	NE-CZ-NH1	13.11	126.86	120.30
1	gb	132	ARG	NE-CZ-NH1	13.11	126.86	120.30
1	il	167	ARG	NE-CZ-NH1	13.11	126.86	120.30
1	jH	166	ASP	CB-CG-OD2	-13.11	106.50	118.30
1	4q	100	ARG	NE-CZ-NH2	-13.11	113.75	120.30
1	gp	143	ARG	NE-CZ-NH2	-13.11	113.75	120.30
1	aR	18	ARG	NE-CZ-NH1	13.11	126.85	120.30
1	ln	132	ARG	NE-CZ-NH2	-13.11	113.75	120.30
1	88	154	ARG	NE-CZ-NH1	13.10	126.85	120.30

Continued on next page...

Continued from previous page...

Mol	Chain	Res	Type	Atoms	Z	Observed(°)	Ideal(°)
1	1s	229	ARG	NE-CZ-NH1	13.10	126.85	120.30
1	kZ	167	ARG	NE-CZ-NH1	13.10	126.85	120.30
1	39	18	ARG	NE-CZ-NH1	13.10	126.85	120.30
1	87	130	TYR	CB-CG-CD2	-13.10	113.14	121.00
1	hn	168	PHE	CB-CG-CD1	13.10	129.97	120.80
1	2p	130	TYR	CB-CG-CD2	-13.10	113.14	121.00
1	45	162	ARG	NE-CZ-NH2	-13.10	113.75	120.30
1	fb	82	ARG	NE-CZ-NH1	13.10	126.85	120.30
1	ii	97	ARG	NE-CZ-NH2	-13.10	113.75	120.30
1	2J	100	ARG	NE-CZ-NH1	13.10	126.85	120.30
1	9h	132	ARG	NE-CZ-NH1	13.10	126.85	120.30
1	eh	40	PHE	CB-CG-CD2	-13.10	111.63	120.80
1	d7	100	ARG	NE-CZ-NH1	13.09	126.85	120.30
1	jl	143	ARG	NE-CZ-NH1	13.09	126.85	120.30
1	ku	132	ARG	NE-CZ-NH1	13.09	126.85	120.30
1	23	229	ARG	NE-CZ-NH1	13.09	126.85	120.30
1	3z	161	PHE	CB-CG-CD1	13.09	129.96	120.80
1	hY	145	TYR	CB-CG-CD1	-13.09	113.15	121.00
1	bp	168	PHE	CB-CG-CD2	-13.09	111.64	120.80
1	gf	154	ARG	NE-CZ-NH1	13.09	126.84	120.30
1	68	97	ARG	NE-CZ-NH2	-13.09	113.76	120.30
1	by	97	ARG	NE-CZ-NH1	13.09	126.84	120.30
1	6s	162	ARG	NE-CZ-NH2	-13.09	113.76	120.30
1	8a	103	ASP	CB-CG-OD1	13.09	130.08	118.30
1	8l	168	PHE	CB-CG-CD2	-13.09	111.64	120.80
1	9U	97	ARG	NE-CZ-NH2	-13.09	113.76	120.30
1	eB	100	ARG	NE-CZ-NH1	13.09	126.84	120.30
1	J	18	ARG	NE-CZ-NH2	-13.09	113.76	120.30
1	7D	18	ARG	NE-CZ-NH1	13.09	126.84	120.30
1	9U	229	ARG	NE-CZ-NH2	13.09	126.84	120.30
1	cR	82	ARG	NE-CZ-NH1	13.08	126.84	120.30
1	77	154	ARG	NE-CZ-NH1	13.08	126.84	120.30
1	kR	173	ARG	NE-CZ-NH2	13.08	126.84	120.30
1	eN	154	ARG	NE-CZ-NH1	13.08	126.84	120.30
1	fz	154	ARG	NE-CZ-NH1	13.08	126.84	120.30
1	jH	166	ASP	CB-CG-OD1	13.08	130.07	118.30
1	ah	132	ARG	NE-CZ-NH2	-13.08	113.76	120.30
1	jr	82	ARG	NE-CZ-NH1	13.08	126.84	120.30
1	8u	143	ARG	NE-CZ-NH2	-13.08	113.76	120.30
1	bP	97	ARG	NE-CZ-NH1	13.08	126.84	120.30
1	kt	143	ARG	NE-CZ-NH1	13.08	126.84	120.30
1	1c	173	ARG	NE-CZ-NH1	13.07	126.84	120.30

Continued on next page...

Continued from previous page...

Mol	Chain	Res	Type	Atoms	Z	Observed(°)	Ideal(°)
1	1R	143	ARG	NE-CZ-NH1	13.07	126.84	120.30
1	2M	154	ARG	NE-CZ-NH1	13.07	126.84	120.30
1	78	162	ARG	NE-CZ-NH2	-13.07	113.77	120.30
1	cb	167	ARG	NE-CZ-NH1	13.07	126.83	120.30
1	lr	100	ARG	NE-CZ-NH1	13.07	126.83	120.30
1	8P	100	ARG	NE-CZ-NH1	13.07	126.83	120.30
1	a3	97	ARG	NE-CZ-NH1	13.07	126.83	120.30
1	ct	173	ARG	NE-CZ-NH1	13.07	126.83	120.30
1	eL	100	ARG	NE-CZ-NH1	13.07	126.83	120.30
1	1H	167	ARG	NE-CZ-NH2	-13.06	113.77	120.30
1	64	18	ARG	NE-CZ-NH1	13.06	126.83	120.30
1	bt	162	ARG	NE-CZ-NH1	13.06	126.83	120.30
1	hQ	132	ARG	NE-CZ-NH1	13.06	126.83	120.30
1	3u	162	ARG	NE-CZ-NH2	-13.06	113.77	120.30
1	4J	229	ARG	NE-CZ-NH2	13.06	126.83	120.30
1	bx	154	ARG	NE-CZ-NH2	-13.06	113.77	120.30
1	eh	173	ARG	NE-CZ-NH1	13.06	126.83	120.30
1	6m	82	ARG	NE-CZ-NH2	-13.06	113.77	120.30
1	9S	143	ARG	NE-CZ-NH1	13.06	126.83	120.30
1	ay	163	ASP	CB-CG-OD2	13.06	130.05	118.30
1	9V	229	ARG	NE-CZ-NH1	13.05	126.83	120.30
1	aa	169	TYR	CB-CG-CD1	-13.05	113.17	121.00
1	lr	169	TYR	CB-CG-CD1	-13.05	113.17	121.00
1	aS	18	ARG	NE-CZ-NH1	13.05	126.83	120.30
1	5a	100	ARG	NE-CZ-NH1	13.05	126.83	120.30
1	dp	143	ARG	NE-CZ-NH2	-13.05	113.78	120.30
1	1R	173	ARG	NE-CZ-NH2	-13.05	113.78	120.30
1	5d	145	TYR	CB-CG-CD1	13.05	128.83	121.00
1	e5	143	ARG	NE-CZ-NH1	13.05	126.82	120.30
1	1p	167	ARG	NE-CZ-NH1	13.05	126.82	120.30
1	f4	82	ARG	NE-CZ-NH2	-13.05	113.78	120.30
1	1v	97	ARG	NE-CZ-NH2	-13.05	113.78	120.30
1	6A	97	ARG	NE-CZ-NH1	13.04	126.82	120.30
1	10	82	ARG	NE-CZ-NH1	13.05	126.82	120.30
1	b4	82	ARG	NE-CZ-NH2	-13.04	113.78	120.30
1	3C	132	ARG	NE-CZ-NH1	13.04	126.82	120.30
1	hc	229	ARG	NE-CZ-NH1	13.04	126.82	120.30
1	6F	143	ARG	NE-CZ-NH1	13.04	126.82	120.30
1	bN	132	ARG	NE-CZ-NH2	-13.04	113.78	120.30
1	ie	97	ARG	NE-CZ-NH1	13.04	126.82	120.30
1	cv	82	ARG	NE-CZ-NH1	13.04	126.82	120.30
1	iv	167	ARG	NE-CZ-NH2	13.04	126.82	120.30

Continued on next page...

Continued from previous page...

Mol	Chain	Res	Type	Atoms	Z	Observed(°)	Ideal(°)
1	ix	100	ARG	NE-CZ-NH1	13.04	126.82	120.30
1	1R	167	ARG	NE-CZ-NH1	13.04	126.82	120.30
1	br	130	TYR	CB-CG-CD1	13.04	128.82	121.00
1	19	130	TYR	CB-CG-CD2	13.04	128.82	121.00
1	db	164	TYR	CB-CG-CD1	13.04	128.82	121.00
1	cT	18	ARG	NE-CZ-NH2	-13.04	113.78	120.30
1	gs	143	ARG	NE-CZ-NH2	-13.04	113.78	120.30
1	68	173	ARG	NE-CZ-NH1	13.04	126.82	120.30
1	6p	154	ARG	NE-CZ-NH1	13.04	126.82	120.30
1	7l	164	TYR	CB-CG-CD1	-13.04	113.18	121.00
1	a3	143	ARG	NE-CZ-NH2	-13.04	113.78	120.30
1	cL	167	ARG	NE-CZ-NH1	13.04	126.82	120.30
1	7H	143	ARG	NE-CZ-NH1	13.03	126.82	120.30
1	6d	18	ARG	NE-CZ-NH2	-13.03	113.78	120.30
1	de	100	ARG	NE-CZ-NH2	-13.03	113.78	120.30
1	kR	97	ARG	NE-CZ-NH2	-13.03	113.79	120.30
1	6C	162	ARG	NE-CZ-NH2	-13.02	113.79	120.30
1	1S	40	PHE	CB-CG-CD2	13.02	129.92	120.80
1	lO	162	ARG	NE-CZ-NH2	-13.02	113.79	120.30
1	lj	100	ARG	NE-CZ-NH2	-13.02	113.79	120.30
1	eo	154	ARG	NE-CZ-NH2	-13.02	113.79	120.30
1	5M	130	TYR	CB-CG-CD2	13.02	128.81	121.00
1	lR	18	ARG	NE-CZ-NH2	-13.01	113.79	120.30
1	8h	167	ARG	NE-CZ-NH2	-13.01	113.79	120.30
1	dH	229	ARG	NE-CZ-NH2	-13.01	113.79	120.30
1	fC	143	ARG	NE-CZ-NH2	-13.01	113.79	120.30
1	5c	162	ARG	NE-CZ-NH1	13.01	126.81	120.30
1	gm	132	ARG	NE-CZ-NH1	13.01	126.80	120.30
1	49	18	ARG	NE-CZ-NH2	-13.01	113.80	120.30
1	ca	97	ARG	NE-CZ-NH2	-13.01	113.80	120.30
1	1A	173	ARG	NE-CZ-NH1	13.01	126.81	120.30
1	iB	154	ARG	NE-CZ-NH2	-13.01	113.80	120.30
1	lb	145	TYR	CB-CG-CD1	13.01	128.81	121.00
1	aB	164	TYR	CB-CG-CD1	13.01	128.81	121.00
1	iu	100	ARG	NE-CZ-NH1	13.01	126.80	120.30
1	c2	97	ARG	NE-CZ-NH1	13.00	126.80	120.30
1	e	82	ARG	NE-CZ-NH1	13.00	126.80	120.30
1	7F	18	ARG	NE-CZ-NH2	-13.00	113.80	120.30
1	9x	100	ARG	NE-CZ-NH2	-13.00	113.80	120.30
1	4l	132	ARG	NE-CZ-NH2	-13.00	113.80	120.30
1	5t	229	ARG	NE-CZ-NH2	-13.00	113.80	120.30
1	7v	18	ARG	NE-CZ-NH1	13.00	126.80	120.30

Continued on next page...

Continued from previous page...

Mol	Chain	Res	Type	Atoms	Z	Observed(°)	Ideal(°)
1	3P	145	TYR	CB-CG-CD2	-13.00	113.20	121.00
1	4l	154	ARG	NE-CZ-NH1	13.00	126.80	120.30
1	8	130	TYR	CB-CG-CD2	13.00	128.80	121.00
1	1Z	100	ARG	NE-CZ-NH2	-12.99	113.80	120.30
1	29	82	ARG	NE-CZ-NH1	12.99	126.80	120.30
1	fw	40	PHE	CB-CG-CD1	-12.99	111.70	120.80
1	ih	100	ARG	NE-CZ-NH1	12.99	126.80	120.30
1	3U	100	ARG	NE-CZ-NH2	-12.99	113.80	120.30
1	5m	164	TYR	CB-CG-CD2	12.99	128.79	121.00
1	dj	81	ASP	CB-CG-OD2	-12.99	106.61	118.30
1	T	154	ARG	NE-CZ-NH1	12.99	126.80	120.30
1	fB	97	ARG	NE-CZ-NH1	12.99	126.80	120.30
1	gc	229	ARG	NE-CZ-NH2	-12.99	113.81	120.30
1	de	167	ARG	NE-CZ-NH1	12.99	126.79	120.30
1	hX	173	ARG	NE-CZ-NH1	12.98	126.79	120.30
1	bd	97	ARG	NE-CZ-NH2	-12.98	113.81	120.30
1	ia	167	ARG	NE-CZ-NH1	12.98	126.79	120.30
1	io	143	ARG	NE-CZ-NH2	-12.98	113.81	120.30
1	58	82	ARG	NE-CZ-NH1	12.98	126.79	120.30
1	5c	18	ARG	NE-CZ-NH2	-12.98	113.81	120.30
1	gB	167	ARG	NE-CZ-NH1	12.98	126.79	120.30
1	9l	145	TYR	CB-CG-CD1	12.98	128.79	121.00
1	g5	97	ARG	NE-CZ-NH2	-12.98	113.81	120.30
1	5M	145	TYR	CB-CG-CD1	-12.97	113.22	121.00
1	6e	18	ARG	NE-CZ-NH2	-12.97	113.81	120.30
1	dL	82	ARG	NE-CZ-NH1	12.97	126.79	120.30
1	gK	154	ARG	NE-CZ-NH2	-12.97	113.81	120.30
1	ii	97	ARG	NE-CZ-NH1	12.97	126.78	120.30
1	cs	168	PHE	CB-CG-CD2	12.97	129.88	120.80
1	el	167	ARG	NE-CZ-NH2	-12.97	113.81	120.30
1	fY	145	TYR	CB-CG-CD1	-12.97	113.22	121.00
1	jA	82	ARG	NE-CZ-NH2	-12.97	113.82	120.30
1	b5	173	ARG	NE-CZ-NH1	12.97	126.78	120.30
1	lf	100	ARG	NE-CZ-NH2	-12.96	113.82	120.30
1	b5	154	ARG	NE-CZ-NH2	-12.96	113.82	120.30
1	bB	97	ARG	NE-CZ-NH2	12.97	126.78	120.30
1	hf	132	ARG	NE-CZ-NH2	-12.96	113.82	120.30
1	67	173	ARG	NE-CZ-NH1	12.96	126.78	120.30
1	71	167	ARG	NE-CZ-NH1	12.96	126.78	120.30
1	8l	167	ARG	NE-CZ-NH2	-12.96	113.82	120.30
1	hM	143	ARG	NE-CZ-NH1	12.96	126.78	120.30
1	2u	132	ARG	NE-CZ-NH2	-12.96	113.82	120.30

Continued on next page...

Continued from previous page...

Mol	Chain	Res	Type	Atoms	Z	Observed(°)	Ideal(°)
1	19	197	ASP	CB-CG-OD2	12.96	129.96	118.30
1	aa	167	ARG	NE-CZ-NH2	-12.95	113.82	120.30
1	1F	167	ARG	NE-CZ-NH1	12.95	126.78	120.30
1	j	167	ARG	NE-CZ-NH1	12.95	126.78	120.30
1	jV	145	TYR	CB-CG-CD2	-12.95	113.23	121.00
1	db	164	TYR	CB-CG-CD2	-12.95	113.23	121.00
1	dp	82	ARG	NE-CZ-NH1	12.95	126.78	120.30
1	eX	229	ARG	NE-CZ-NH2	-12.95	113.83	120.30
1	kG	143	ARG	NE-CZ-NH2	12.94	126.77	120.30
1	l7	154	ARG	NE-CZ-NH1	12.94	126.77	120.30
1	3g	229	ARG	NE-CZ-NH1	12.94	126.77	120.30
1	cd	32	PHE	CB-CG-CD2	12.95	129.86	120.80
1	40	173	ARG	NE-CZ-NH1	12.94	126.77	120.30
1	f8	132	ARG	NE-CZ-NH1	12.94	126.77	120.30
1	9B	32	PHE	CB-CG-CD2	-12.94	111.74	120.80
1	hS	18	ARG	NE-CZ-NH1	12.94	126.77	120.30
1	ki	100	ARG	NE-CZ-NH1	12.94	126.77	120.30
1	lA	130	TYR	CB-CG-CD2	-12.94	113.24	121.00
1	lO	143	ARG	NE-CZ-NH1	12.94	126.77	120.30
1	8E	132	ARG	NE-CZ-NH2	-12.94	113.83	120.30
1	kj	173	ARG	NE-CZ-NH2	-12.93	113.83	120.30
1	6g	229	ARG	NE-CZ-NH1	12.93	126.77	120.30
1	bp	18	ARG	NE-CZ-NH1	12.93	126.77	120.30
1	6i	100	ARG	NE-CZ-NH1	12.93	126.77	120.30
1	bC	97	ARG	NE-CZ-NH1	12.93	126.77	120.30
1	dS	164	TYR	CB-CG-CD2	12.93	128.76	121.00
1	3X	143	ARG	NE-CZ-NH1	12.93	126.77	120.30
1	4d	167	ARG	NE-CZ-NH1	12.93	126.77	120.30
1	bn	82	ARG	NE-CZ-NH1	12.93	126.76	120.30
1	hY	103	ASP	CB-CG-OD1	12.93	129.93	118.30
1	4n	173	ARG	NE-CZ-NH1	12.93	126.76	120.30
1	5N	82	ARG	NE-CZ-NH2	-12.93	113.84	120.30
1	kZ	229	ARG	NE-CZ-NH1	12.92	126.76	120.30
1	6Z	169	TYR	CB-CG-CD1	12.92	128.75	121.00
1	b3	154	ARG	NE-CZ-NH1	12.92	126.76	120.30
1	fF	132	ARG	NE-CZ-NH1	12.92	126.76	120.30
1	l3	132	ARG	NE-CZ-NH1	12.92	126.76	120.30
1	id	162	ARG	NE-CZ-NH1	12.92	126.76	120.30
1	3v	214	MET	CG-SD-CE	-12.92	79.53	100.20
1	3I	229	ARG	NE-CZ-NH1	12.92	126.76	120.30
1	9P	154	ARG	NE-CZ-NH2	-12.92	113.84	120.30
1	4y	173	ARG	NE-CZ-NH1	12.92	126.76	120.30

Continued on next page...

Continued from previous page...

Mol	Chain	Res	Type	Atoms	Z	Observed(°)	Ideal(°)
1	bB	18	ARG	NE-CZ-NH1	12.92	126.76	120.30
1	k0	82	ARG	NE-CZ-NH2	-12.91	113.84	120.30
1	1r	164	TYR	CB-CG-CD2	-12.91	113.25	121.00
1	Q	173	ARG	NE-CZ-NH2	-12.91	113.84	120.30
1	9I	18	ARG	NE-CZ-NH1	12.91	126.75	120.30
1	dL	132	ARG	NE-CZ-NH1	12.91	126.75	120.30
1	2b	229	ARG	NE-CZ-NH2	12.91	126.75	120.30
1	2E	173	ARG	NE-CZ-NH1	12.91	126.75	120.30
1	3T	82	ARG	NE-CZ-NH1	12.91	126.75	120.30
1	9i	167	ARG	NE-CZ-NH1	12.91	126.75	120.30
1	7L	229	ARG	NE-CZ-NH1	12.90	126.75	120.30
1	gP	229	ARG	NE-CZ-NH1	12.90	126.75	120.30
1	hS	132	ARG	NE-CZ-NH1	12.90	126.75	120.30
1	8j	100	ARG	NE-CZ-NH1	12.90	126.75	120.30
1	I	162	ARG	NE-CZ-NH1	12.90	126.75	120.30
1	jh	154	ARG	NE-CZ-NH1	12.90	126.75	120.30
1	51	162	ARG	NE-CZ-NH1	12.90	126.75	120.30
1	28	169	TYR	CB-CG-CD1	-12.90	113.26	121.00
1	6n	97	ARG	NE-CZ-NH1	12.90	126.75	120.30
1	8m	132	ARG	NE-CZ-NH2	-12.90	113.85	120.30
1	cQ	173	ARG	NE-CZ-NH1	12.90	126.75	120.30
1	a9	173	ARG	NE-CZ-NH1	12.89	126.75	120.30
1	dX	82	ARG	NE-CZ-NH2	12.89	126.75	120.30
1	3i	143	ARG	NE-CZ-NH1	12.89	126.75	120.30
1	7b	32	PHE	CB-CG-CD1	12.89	129.82	120.80
1	dA	130	TYR	CB-CG-CD1	12.89	128.73	121.00
1	5A	164	TYR	CB-CG-CD2	-12.89	113.27	121.00
1	87	169	TYR	CB-CG-CD1	12.89	128.73	121.00
1	bw	173	ARG	NE-CZ-NH1	12.88	126.74	120.30
1	36	167	ARG	NE-CZ-NH1	12.88	126.74	120.30
1	aR	143	ARG	NE-CZ-NH2	-12.88	113.86	120.30
1	gf	143	ARG	NE-CZ-NH1	12.88	126.74	120.30
1	gV	82	ARG	NE-CZ-NH1	12.88	126.74	120.30
1	5z	162	ARG	NE-CZ-NH2	-12.88	113.86	120.30
1	jr	164	TYR	CB-CG-CD1	12.88	128.73	121.00
1	lL	132	ARG	NE-CZ-NH2	-12.88	113.86	120.30
1	3L	143	ARG	NE-CZ-NH2	-12.88	113.86	120.30
1	44	173	ARG	NE-CZ-NH2	-12.88	113.86	120.30
1	cS	167	ARG	NE-CZ-NH2	-12.88	113.86	120.30
1	iU	18	ARG	NE-CZ-NH1	12.88	126.74	120.30
1	1T	97	ARG	NE-CZ-NH2	12.88	126.74	120.30
1	7n	100	ARG	NE-CZ-NH2	-12.88	113.86	120.30

Continued on next page...

Continued from previous page...

Mol	Chain	Res	Type	Atoms	Z	Observed(°)	Ideal(°)
1	gz	164	TYR	CB-CG-CD2	12.87	128.72	121.00
1	2G	173	ARG	NE-CZ-NH1	12.88	126.74	120.30
1	6O	143	ARG	NE-CZ-NH1	12.87	126.74	120.30
1	8p	162	ARG	NE-CZ-NH1	12.87	126.74	120.30
1	cj	162	ARG	NE-CZ-NH2	-12.87	113.86	120.30
1	eJ	100	ARG	NE-CZ-NH2	-12.87	113.86	120.30
1	f6	97	ARG	NE-CZ-NH2	-12.87	113.86	120.30
1	jq	132	ARG	NE-CZ-NH2	-12.87	113.86	120.30
1	fE	18	ARG	NE-CZ-NH2	-12.87	113.86	120.30
1	kd	40	PHE	CB-CG-CD1	-12.87	111.79	120.80
1	gr	167	ARG	NE-CZ-NH1	12.87	126.73	120.30
1	li	162	ARG	NE-CZ-NH2	12.86	126.73	120.30
1	bR	229	ARG	NE-CZ-NH1	12.87	126.73	120.30
1	fC	167	ARG	NE-CZ-NH2	-12.87	113.87	120.30
1	hV	154	ARG	NE-CZ-NH2	-12.86	113.87	120.30
1	lq	167	ARG	NE-CZ-NH2	-12.86	113.87	120.30
1	2p	97	ARG	NE-CZ-NH2	-12.86	113.87	120.30
1	5g	32	PHE	CB-CG-CD2	-12.86	111.80	120.80
1	6M	132	ARG	NE-CZ-NH2	-12.86	113.87	120.30
1	e4	143	ARG	NE-CZ-NH2	-12.86	113.87	120.30
1	en	154	ARG	NE-CZ-NH1	12.86	126.73	120.30
1	eM	167	ARG	NE-CZ-NH1	12.86	126.73	120.30
1	gx	145	TYR	CB-CG-CD2	12.86	128.71	121.00
1	5d	145	TYR	CB-CG-CD2	-12.86	113.29	121.00
1	bi	167	ARG	NE-CZ-NH2	12.86	126.73	120.30
1	2I	229	ARG	NE-CZ-NH1	12.85	126.73	120.30
1	5n	132	ARG	NE-CZ-NH2	-12.85	113.87	120.30
1	dZ	162	ARG	NE-CZ-NH2	-12.85	113.87	120.30
1	jo	173	ARG	NE-CZ-NH1	12.85	126.73	120.30
1	jL	229	ARG	NE-CZ-NH1	12.85	126.73	120.30
1	jN	162	ARG	NE-CZ-NH2	-12.85	113.88	120.30
1	ew	132	ARG	NE-CZ-NH1	12.85	126.72	120.30
1	jK	97	ARG	NE-CZ-NH2	-12.85	113.88	120.30
1	2w	18	ARG	NE-CZ-NH1	12.85	126.72	120.30
1	9J	97	ARG	NE-CZ-NH1	12.85	126.72	120.30
1	lc	167	ARG	NE-CZ-NH2	-12.85	113.88	120.30
1	g9	143	ARG	NE-CZ-NH1	12.85	126.72	120.30
1	aL	173	ARG	NE-CZ-NH2	12.85	126.72	120.30
1	c0	132	ARG	NE-CZ-NH1	12.85	126.72	120.30
1	d0	167	ARG	NE-CZ-NH1	12.85	126.72	120.30
1	jT	167	ARG	NE-CZ-NH2	-12.84	113.88	120.30
1	kA	154	ARG	NE-CZ-NH2	-12.84	113.88	120.30

Continued on next page...

Continued from previous page...

Mol	Chain	Res	Type	Atoms	Z	Observed(°)	Ideal(°)
1	6Z	143	ARG	NE-CZ-NH1	12.84	126.72	120.30
1	4a	229	ARG	NE-CZ-NH1	12.84	126.72	120.30
1	4c	81	ASP	CB-CG-OD1	12.84	129.86	118.30
1	aO	82	ARG	NE-CZ-NH1	12.84	126.72	120.30
1	c2	82	ARG	NE-CZ-NH1	12.84	126.72	120.30
1	h6	97	ARG	NE-CZ-NH2	-12.84	113.88	120.30
1	hP	18	ARG	NE-CZ-NH1	12.84	126.72	120.30
1	kg	162	ARG	NE-CZ-NH2	-12.84	113.88	120.30
1	lx	82	ARG	NE-CZ-NH1	12.84	126.72	120.30
1	a0	229	ARG	NE-CZ-NH1	12.84	126.72	120.30
1	1p	143	ARG	NE-CZ-NH2	12.84	126.72	120.30
1	1C	162	ARG	NE-CZ-NH1	12.84	126.72	120.30
1	bc	143	ARG	NE-CZ-NH1	12.84	126.72	120.30
1	l3	229	ARG	NE-CZ-NH1	12.84	126.72	120.30
1	2O	154	ARG	NE-CZ-NH2	-12.84	113.88	120.30
1	8e	132	ARG	NE-CZ-NH2	-12.84	113.88	120.30
1	aR	173	ARG	NE-CZ-NH2	-12.84	113.88	120.30
1	cE	163	ASP	CB-CG-OD2	12.84	129.85	118.30
1	hV	229	ARG	NE-CZ-NH1	12.83	126.72	120.30
1	3w	82	ARG	NE-CZ-NH2	-12.83	113.88	120.30
1	5P	143	ARG	NE-CZ-NH1	12.83	126.72	120.30
1	7s	162	ARG	NE-CZ-NH1	12.83	126.72	120.30
1	7J	167	ARG	NE-CZ-NH1	12.83	126.72	120.30
1	x	167	ARG	NE-CZ-NH2	-12.83	113.88	120.30
1	cF	132	ARG	NE-CZ-NH1	12.83	126.72	120.30
1	6M	143	ARG	NE-CZ-NH1	12.83	126.72	120.30
1	e	173	ARG	NE-CZ-NH1	12.83	126.71	120.30
1	aG	229	ARG	NE-CZ-NH2	-12.83	113.89	120.30
1	bb	162	ARG	NE-CZ-NH1	12.83	126.71	120.30
1	6d	169	TYR	CB-CG-CD2	-12.82	113.31	121.00
1	aY	167	ARG	NE-CZ-NH1	12.82	126.71	120.30
1	72	229	ARG	NE-CZ-NH1	12.82	126.71	120.30
1	cO	229	ARG	NE-CZ-NH2	-12.82	113.89	120.30
1	e8	154	ARG	NE-CZ-NH2	-12.82	113.89	120.30
1	2e	173	ARG	NE-CZ-NH1	12.82	126.71	120.30
1	7o	18	ARG	NE-CZ-NH1	12.82	126.71	120.30
1	9T	162	ARG	NE-CZ-NH1	12.82	126.71	120.30
1	bZ	229	ARG	NE-CZ-NH1	12.82	126.71	120.30
1	jP	173	ARG	NE-CZ-NH1	12.82	126.71	120.30
1	3T	169	TYR	CB-CG-CD2	-12.82	113.31	121.00
1	du	167	ARG	NE-CZ-NH2	-12.82	113.89	120.30
1	7c	167	ARG	NE-CZ-NH1	12.81	126.71	120.30

Continued on next page...

Continued from previous page...

Mol	Chain	Res	Type	Atoms	Z	Observed(°)	Ideal(°)
1	4C	143	ARG	NE-CZ-NH2	-12.81	113.89	120.30
1	8u	162	ARG	NE-CZ-NH1	12.81	126.70	120.30
1	fC	97	ARG	NE-CZ-NH2	-12.81	113.89	120.30
1	aP	162	ARG	NE-CZ-NH1	12.81	126.70	120.30
1	o	173	ARG	NE-CZ-NH1	12.81	126.70	120.30
1	5A	82	ARG	NE-CZ-NH1	12.81	126.70	120.30
1	lg	18	ARG	NE-CZ-NH1	12.81	126.70	120.30
1	kZ	100	ARG	NE-CZ-NH2	-12.80	113.90	120.30
1	lk	97	ARG	NE-CZ-NH2	-12.80	113.90	120.30
1	7h	82	ARG	NE-CZ-NH1	12.81	126.70	120.30
1	5x	143	ARG	NE-CZ-NH2	-12.80	113.90	120.30
1	cr	143	ARG	NE-CZ-NH1	12.80	126.70	120.30
1	hU	132	ARG	NE-CZ-NH2	-12.80	113.90	120.30
1	2l	18	ARG	NE-CZ-NH2	-12.80	113.90	120.30
1	6o	143	ARG	NE-CZ-NH2	12.80	126.70	120.30
1	9l	100	ARG	NE-CZ-NH1	-12.80	113.90	120.30
1	dv	143	ARG	NE-CZ-NH1	12.80	126.70	120.30
1	gk	130	TYR	CB-CG-CD2	-12.80	113.32	121.00
1	iO	100	ARG	NE-CZ-NH2	12.80	126.70	120.30
1	3y	18	ARG	NE-CZ-NH1	12.80	126.70	120.30
1	i6	229	ARG	NE-CZ-NH1	12.80	126.70	120.30
1	iQ	173	ARG	NE-CZ-NH1	12.80	126.70	120.30
1	8e	97	ARG	NE-CZ-NH2	-12.80	113.90	120.30
1	kC	154	ARG	NE-CZ-NH1	12.79	126.70	120.30
1	hk	229	ARG	NE-CZ-NH2	-12.79	113.90	120.30
1	km	154	ARG	NE-CZ-NH1	12.79	126.70	120.30
1	7	100	ARG	NE-CZ-NH1	12.79	126.70	120.30
1	kg	162	ARG	NE-CZ-NH1	12.79	126.69	120.30
1	fC	167	ARG	NE-CZ-NH1	12.79	126.69	120.30
1	7u	40	PHE	CB-CG-CD2	12.79	129.75	120.80
1	hX	162	ARG	NE-CZ-NH1	12.79	126.69	120.30
1	jR	173	ARG	NE-CZ-NH1	12.79	126.69	120.30
1	38	229	ARG	NE-CZ-NH1	12.79	126.69	120.30
1	eA	154	ARG	NE-CZ-NH2	-12.79	113.91	120.30
1	lk	143	ARG	NE-CZ-NH1	12.78	126.69	120.30
1	jQ	169	TYR	CB-CG-CD2	12.78	128.67	121.00
1	lQ	162	ARG	NE-CZ-NH2	-12.78	113.91	120.30
1	66	82	ARG	NE-CZ-NH1	12.78	126.69	120.30
1	6H	132	ARG	NE-CZ-NH2	-12.78	113.91	120.30
1	98	97	ARG	NE-CZ-NH2	-12.78	113.91	120.30
1	c4	97	ARG	NE-CZ-NH2	-12.78	113.91	120.30
1	2t	143	ARG	NE-CZ-NH1	12.78	126.69	120.30

Continued on next page...

Continued from previous page...

Mol	Chain	Res	Type	Atoms	Z	Observed(°)	Ideal(°)
1	4u	154	ARG	NE-CZ-NH1	12.78	126.69	120.30
1	f6	143	ARG	NE-CZ-NH2	-12.78	113.91	120.30
1	fD	18	ARG	NE-CZ-NH1	12.78	126.69	120.30
1	jR	97	ARG	NE-CZ-NH1	12.78	126.69	120.30
1	53	97	ARG	NE-CZ-NH1	12.78	126.69	120.30
1	bJ	143	ARG	NE-CZ-NH2	-12.78	113.91	120.30
1	gC	40	PHE	CB-CG-CD1	-12.77	111.86	120.80
1	eq	162	ARG	NE-CZ-NH1	12.77	126.69	120.30
1	3o	97	ARG	NE-CZ-NH1	12.77	126.68	120.30
1	cF	100	ARG	NE-CZ-NH1	12.77	126.68	120.30
1	cJ	82	ARG	NE-CZ-NH1	12.77	126.69	120.30
1	gS	82	ARG	NE-CZ-NH1	12.77	126.68	120.30
1	3X	154	ARG	NE-CZ-NH1	12.77	126.68	120.30
1	hb	173	ARG	NE-CZ-NH2	-12.76	113.92	120.30
1	45	229	ARG	NE-CZ-NH1	12.76	126.68	120.30
1	x	132	ARG	NE-CZ-NH1	12.76	126.68	120.30
1	7J	154	ARG	NE-CZ-NH2	-12.76	113.92	120.30
1	9p	143	ARG	NE-CZ-NH2	12.76	126.68	120.30
1	1h	100	ARG	NE-CZ-NH2	-12.76	113.92	120.30
1	5G	143	ARG	NE-CZ-NH1	12.76	126.68	120.30
1	hI	229	ARG	NE-CZ-NH2	-12.76	113.92	120.30
1	bd	173	ARG	NE-CZ-NH1	12.76	126.68	120.30
1	2y	145	TYR	CB-CG-CD1	-12.75	113.35	121.00
1	50	100	ARG	NE-CZ-NH2	-12.75	113.92	120.30
1	55	168	PHE	CB-CG-CD1	-12.75	111.87	120.80
1	4A	229	ARG	NE-CZ-NH1	12.75	126.67	120.30
1	fc	154	ARG	NE-CZ-NH2	12.75	126.67	120.30
1	S	82	ARG	NE-CZ-NH1	12.75	126.67	120.30
1	iR	130	TYR	CB-CG-CD2	-12.74	113.35	121.00
1	k2	97	ARG	NE-CZ-NH2	-12.74	113.93	120.30
1	i0	229	ARG	NE-CZ-NH2	-12.74	113.93	120.30
1	2P	154	ARG	NE-CZ-NH2	12.74	126.67	120.30
1	8k	100	ARG	NE-CZ-NH1	12.74	126.67	120.30
1	be	40	PHE	CB-CG-CD1	12.74	129.72	120.80
1	cq	162	ARG	NE-CZ-NH2	-12.74	113.93	120.30
1	3I	167	ARG	NE-CZ-NH1	12.74	126.67	120.30
1	4P	173	ARG	NE-CZ-NH1	12.74	126.67	120.30
1	6M	18	ARG	NE-CZ-NH1	12.74	126.67	120.30
1	7I	164	TYR	CB-CG-CD2	12.74	128.64	121.00
1	eU	229	ARG	NE-CZ-NH1	12.74	126.67	120.30
1	g5	229	ARG	NE-CZ-NH2	-12.74	113.93	120.30
1	ju	97	ARG	NE-CZ-NH2	-12.73	113.93	120.30

Continued on next page...

Continued from previous page...

Mol	Chain	Res	Type	Atoms	Z	Observed(°)	Ideal(°)
1	8v	130	TYR	CB-CG-CD2	-12.73	113.36	121.00
1	ct	152	ASP	CB-CG-OD2	12.73	129.76	118.30
1	jT	162	ARG	NE-CZ-NH2	-12.73	113.93	120.30
1	3M	167	ARG	NE-CZ-NH2	-12.73	113.94	120.30
1	av	18	ARG	NE-CZ-NH2	-12.73	113.94	120.30
1	dr	154	ARG	NE-CZ-NH2	-12.73	113.94	120.30
1	eu	82	ARG	NE-CZ-NH2	-12.73	113.94	120.30
1	ht	82	ARG	NE-CZ-NH2	-12.73	113.94	120.30
1	5u	154	ARG	NE-CZ-NH2	-12.73	113.94	120.30
1	6v	167	ARG	NE-CZ-NH2	12.73	126.66	120.30
1	57	82	ARG	NE-CZ-NH1	12.73	126.66	120.30
1	5U	154	ARG	NE-CZ-NH2	-12.73	113.94	120.30
1	7m	100	ARG	NE-CZ-NH2	-12.73	113.94	120.30
1	4l	164	TYR	CB-CG-CD2	-12.72	113.36	121.00
1	dc	82	ARG	NE-CZ-NH1	12.72	126.66	120.30
1	fx	173	ARG	NE-CZ-NH1	12.72	126.66	120.30
1	h0	229	ARG	NE-CZ-NH1	12.72	126.66	120.30
1	f5	164	TYR	CB-CG-CD2	12.72	128.63	121.00
1	3T	162	ARG	NE-CZ-NH1	12.72	126.66	120.30
1	kJ	132	ARG	NE-CZ-NH1	12.72	126.66	120.30
1	3K	132	ARG	NE-CZ-NH1	12.72	126.66	120.30
1	4J	154	ARG	NE-CZ-NH1	12.72	126.66	120.30
1	ay	154	ARG	NE-CZ-NH2	-12.72	113.94	120.30
1	dg	143	ARG	NE-CZ-NH1	12.72	126.66	120.30
1	k4	173	ARG	NE-CZ-NH1	12.72	126.66	120.30
1	3W	167	ARG	NE-CZ-NH2	-12.71	113.94	120.30
1	8B	229	ARG	NE-CZ-NH2	-12.71	113.94	120.30
1	hX	97	ARG	NE-CZ-NH1	12.71	126.66	120.30
1	iv	229	ARG	NE-CZ-NH2	-12.71	113.94	120.30
1	57	130	TYR	CB-CG-CD2	-12.71	113.37	121.00
1	L	18	ARG	NE-CZ-NH2	-12.71	113.94	120.30
1	24	167	ARG	NE-CZ-NH1	12.71	126.65	120.30
1	lM	229	ARG	NE-CZ-NH2	12.71	126.66	120.30
1	60	143	ARG	NE-CZ-NH2	12.71	126.65	120.30
1	1s	145	TYR	CB-CG-CD1	12.71	128.62	121.00
1	gz	82	ARG	NE-CZ-NH2	-12.70	113.95	120.30
1	it	100	ARG	NE-CZ-NH2	-12.71	113.95	120.30
1	eZ	143	ARG	NE-CZ-NH1	12.70	126.65	120.30
1	f8	97	ARG	NE-CZ-NH1	12.71	126.65	120.30
1	ii	229	ARG	NE-CZ-NH2	-12.70	113.95	120.30
1	1V	167	ARG	NE-CZ-NH2	12.70	126.65	120.30
1	k7	100	ARG	NE-CZ-NH2	12.70	126.65	120.30

Continued on next page...

Continued from previous page...

Mol	Chain	Res	Type	Atoms	Z	Observed(°)	Ideal(°)
1	8a	229	ARG	NE-CZ-NH1	12.70	126.65	120.30
1	ay	143	ARG	NE-CZ-NH1	12.70	126.65	120.30
1	b6	132	ARG	NE-CZ-NH1	12.70	126.65	120.30
1	cj	167	ARG	NE-CZ-NH1	12.70	126.65	120.30
1	i8	143	ARG	NE-CZ-NH2	-12.70	113.95	120.30
1	3o	132	ARG	NE-CZ-NH2	-12.70	113.95	120.30
1	4h	173	ARG	NE-CZ-NH2	-12.70	113.95	120.30
1	dI	132	ARG	NE-CZ-NH2	-12.70	113.95	120.30
1	cN	145	TYR	CB-CG-CD2	-12.69	113.38	121.00
1	fG	143	ARG	NE-CZ-NH1	12.69	126.65	120.30
1	ki	132	ARG	NE-CZ-NH1	12.69	126.65	120.30
1	2S	229	ARG	NE-CZ-NH2	-12.69	113.95	120.30
1	cM	169	TYR	CB-CG-CD2	-12.69	113.38	121.00
1	dl	164	TYR	CB-CG-CD2	-12.69	113.39	121.00
1	I	229	ARG	NE-CZ-NH1	12.69	126.64	120.30
1	j4	145	TYR	CB-CG-CD1	-12.69	113.39	121.00
1	2S	167	ARG	NE-CZ-NH2	-12.69	113.96	120.30
1	5V	229	ARG	NE-CZ-NH2	-12.69	113.96	120.30
1	9Z	229	ARG	NE-CZ-NH2	-12.69	113.95	120.30
1	az	143	ARG	NE-CZ-NH1	12.69	126.64	120.30
1	b0	18	ARG	NE-CZ-NH1	12.69	126.64	120.30
1	4E	132	ARG	NE-CZ-NH1	12.69	126.64	120.30
1	dq	97	ARG	NE-CZ-NH1	12.69	126.64	120.30
1	ke	167	ARG	NE-CZ-NH2	12.69	126.64	120.30
1	fl	143	ARG	NE-CZ-NH2	-12.69	113.96	120.30
1	fR	167	ARG	NE-CZ-NH2	-12.68	113.96	120.30
1	g8	97	ARG	NE-CZ-NH1	12.68	126.64	120.30
1	9Z	229	ARG	NE-CZ-NH1	12.68	126.64	120.30
1	cS	18	ARG	NE-CZ-NH2	-12.68	113.96	120.30
1	hz	18	ARG	NE-CZ-NH1	12.68	126.64	120.30
1	5w	173	ARG	NE-CZ-NH1	12.68	126.64	120.30
1	kn	168	PHE	CB-CG-CD1	-12.68	111.93	120.80
1	3e	132	ARG	NE-CZ-NH2	-12.68	113.96	120.30
1	fX	97	ARG	NE-CZ-NH1	12.68	126.64	120.30
1	8A	173	ARG	NE-CZ-NH1	12.68	126.64	120.30
1	lJ	229	ARG	NE-CZ-NH1	12.68	126.64	120.30
1	ex	100	ARG	NE-CZ-NH1	12.68	126.64	120.30
1	4v	229	ARG	NE-CZ-NH1	12.67	126.64	120.30
1	jU	132	ARG	NE-CZ-NH2	-12.67	113.96	120.30
1	eQ	173	ARG	NE-CZ-NH1	12.67	126.64	120.30
1	fy	162	ARG	NE-CZ-NH2	-12.67	113.96	120.30
1	gY	100	ARG	NE-CZ-NH1	12.67	126.64	120.30

Continued on next page...

Continued from previous page...

Mol	Chain	Res	Type	Atoms	Z	Observed(°)	Ideal(°)
1	iE	167	ARG	NE-CZ-NH2	-12.67	113.97	120.30
1	9B	143	ARG	NE-CZ-NH1	12.67	126.64	120.30
1	ci	100	ARG	NE-CZ-NH1	-12.67	113.96	120.30
1	2k	229	ARG	NE-CZ-NH1	12.67	126.63	120.30
1	6k	100	ARG	NE-CZ-NH1	12.67	126.63	120.30
1	6H	169	TYR	CB-CG-CD1	-12.67	113.40	121.00
1	lv	162	ARG	NE-CZ-NH2	-12.67	113.97	120.30
1	33	154	ARG	NE-CZ-NH1	12.67	126.63	120.30
1	5O	97	ARG	NE-CZ-NH1	12.67	126.63	120.30
1	c4	143	ARG	NE-CZ-NH1	12.67	126.63	120.30
1	eJ	229	ARG	NE-CZ-NH1	12.67	126.63	120.30
1	hr	100	ARG	NE-CZ-NH2	-12.66	113.97	120.30
1	9N	229	ARG	NE-CZ-NH1	12.66	126.63	120.30
1	65	132	ARG	NE-CZ-NH1	12.66	126.63	120.30
1	aS	132	ARG	NE-CZ-NH2	-12.66	113.97	120.30
1	31	97	ARG	NE-CZ-NH1	12.66	126.63	120.30
1	jF	173	ARG	NE-CZ-NH2	-12.66	113.97	120.30
1	2Y	100	ARG	NE-CZ-NH1	12.66	126.63	120.30
1	78	18	ARG	NE-CZ-NH1	12.66	126.63	120.30
1	3j	162	ARG	NE-CZ-NH1	12.66	126.63	120.30
1	3A	167	ARG	NE-CZ-NH1	12.66	126.63	120.30
1	66	229	ARG	NE-CZ-NH1	12.66	126.63	120.30
1	7E	143	ARG	NE-CZ-NH1	12.66	126.63	120.30
1	9r	173	ARG	NE-CZ-NH1	12.66	126.63	120.30
1	T	82	ARG	NE-CZ-NH2	-12.66	113.97	120.30
1	jk	143	ARG	NE-CZ-NH1	12.65	126.63	120.30
1	8I	82	ARG	NE-CZ-NH1	12.65	126.62	120.30
1	c5	97	ARG	NE-CZ-NH2	-12.65	113.97	120.30
1	ce	97	ARG	NE-CZ-NH2	-12.65	113.97	120.30
1	4s	229	ARG	NE-CZ-NH1	12.65	126.62	120.30
1	i0	100	ARG	NE-CZ-NH2	-12.65	113.98	120.30
1	fJ	100	ARG	NE-CZ-NH2	-12.65	113.98	120.30
1	g6	154	ARG	NE-CZ-NH1	12.65	126.62	120.30
1	3d	82	ARG	NE-CZ-NH1	12.64	126.62	120.30
1	69	82	ARG	NE-CZ-NH2	-12.64	113.98	120.30
1	z	145	TYR	CB-CG-CD1	12.64	128.59	121.00
1	y	154	ARG	NE-CZ-NH2	-12.64	113.98	120.30
1	kZ	18	ARG	NE-CZ-NH2	-12.64	113.98	120.30
1	85	162	ARG	NE-CZ-NH1	12.64	126.62	120.30
1	a7	229	ARG	NE-CZ-NH1	12.64	126.62	120.30
1	bp	100	ARG	NE-CZ-NH1	12.64	126.62	120.30
1	b	162	ARG	NE-CZ-NH1	12.64	126.62	120.30

Continued on next page...

Continued from previous page...

Mol	Chain	Res	Type	Atoms	Z	Observed(°)	Ideal(°)
1	3s	229	ARG	NE-CZ-NH1	12.63	126.62	120.30
1	f4	97	ARG	NE-CZ-NH1	12.63	126.62	120.30
1	2x	18	ARG	NE-CZ-NH1	12.63	126.62	120.30
1	8Q	130	TYR	CB-CG-CD1	12.63	128.58	121.00
1	ah	130	TYR	CB-CG-CD1	12.63	128.58	121.00
1	47	132	ARG	NE-CZ-NH1	12.63	126.62	120.30
1	6w	100	ARG	NE-CZ-NH1	12.63	126.62	120.30
1	cs	168	PHE	CB-CG-CD1	-12.63	111.96	120.80
1	jd	132	ARG	NE-CZ-NH1	12.63	126.61	120.30
1	5o	162	ARG	NE-CZ-NH2	-12.63	113.99	120.30
1	7w	167	ARG	NE-CZ-NH2	-12.63	113.99	120.30
1	9a	167	ARG	NE-CZ-NH2	-12.63	113.99	120.30
1	aY	18	ARG	NE-CZ-NH1	12.63	126.61	120.30
1	bb	229	ARG	NE-CZ-NH2	-12.62	113.99	120.30
1	bA	100	ARG	NE-CZ-NH1	12.62	126.61	120.30
1	fl	97	ARG	NE-CZ-NH1	12.62	126.61	120.30
1	gi	173	ARG	NE-CZ-NH1	12.62	126.61	120.30
1	5s	143	ARG	NE-CZ-NH2	12.62	126.61	120.30
1	14	229	ARG	NE-CZ-NH2	12.62	126.61	120.30
1	he	162	ARG	NE-CZ-NH2	-12.62	113.99	120.30
1	hB	173	ARG	NE-CZ-NH2	12.62	126.61	120.30
1	jB	82	ARG	NE-CZ-NH1	12.62	126.61	120.30
1	cu	229	ARG	NE-CZ-NH1	12.62	126.61	120.30
1	3y	143	ARG	NE-CZ-NH2	12.62	126.61	120.30
1	c0	229	ARG	NE-CZ-NH1	12.62	126.61	120.30
1	co	167	ARG	NE-CZ-NH1	12.62	126.61	120.30
1	5D	143	ARG	NE-CZ-NH2	-12.62	113.99	120.30
1	82	167	ARG	NE-CZ-NH2	-12.62	113.99	120.30
1	8Z	97	ARG	NE-CZ-NH2	-12.62	113.99	120.30
1	bP	82	ARG	NE-CZ-NH2	-12.61	113.99	120.30
1	fa	100	ARG	NE-CZ-NH1	12.61	126.61	120.30
1	9k	167	ARG	NE-CZ-NH1	12.61	126.61	120.30
1	eI	229	ARG	NE-CZ-NH2	-12.61	113.99	120.30
1	dh	164	TYR	CB-CG-CD1	-12.61	113.43	121.00
1	e2	145	TYR	CB-CG-CD1	-12.61	113.43	121.00
1	jc	154	ARG	NE-CZ-NH2	-12.61	114.00	120.30
1	67	154	ARG	NE-CZ-NH2	-12.61	114.00	120.30
1	9P	167	ARG	NE-CZ-NH1	12.61	126.61	120.30
1	lQ	130	TYR	CB-CG-CD1	-12.61	113.44	121.00
1	bi	97	ARG	NE-CZ-NH1	12.61	126.60	120.30
1	fx	162	ARG	NE-CZ-NH2	-12.61	114.00	120.30
1	ai	100	ARG	NE-CZ-NH2	-12.61	114.00	120.30

Continued on next page...

Continued from previous page...

Mol	Chain	Res	Type	Atoms	Z	Observed(°)	Ideal(°)
1	eo	173	ARG	NE-CZ-NH2	-12.61	114.00	120.30
1	jb	161	PHE	CB-CG-CD1	-12.60	111.98	120.80
1	f5	143	ARG	NE-CZ-NH1	12.60	126.60	120.30
1	iV	173	ARG	NE-CZ-NH1	12.60	126.60	120.30
1	4b	229	ARG	NE-CZ-NH1	12.60	126.60	120.30
1	6R	229	ARG	NE-CZ-NH1	12.60	126.60	120.30
1	aH	173	ARG	NE-CZ-NH2	-12.60	114.00	120.30
1	7F	229	ARG	NE-CZ-NH1	12.60	126.60	120.30
1	c8	97	ARG	NE-CZ-NH1	12.60	126.60	120.30
1	f4	82	ARG	NE-CZ-NH1	12.60	126.60	120.30
1	jc	100	ARG	NE-CZ-NH1	12.60	126.60	120.30
1	5w	132	ARG	NE-CZ-NH1	12.60	126.60	120.30
1	j5	82	ARG	NE-CZ-NH2	-12.60	114.00	120.30
1	4L	164	TYR	CB-CG-CD1	-12.60	113.44	121.00
1	89	18	ARG	NE-CZ-NH2	-12.60	114.00	120.30
1	1G	18	ARG	NE-CZ-NH2	12.59	126.60	120.30
1	7M	167	ARG	NE-CZ-NH2	-12.59	114.00	120.30
1	58	97	ARG	NE-CZ-NH1	12.59	126.60	120.30
1	6Y	154	ARG	NE-CZ-NH1	12.59	126.60	120.30
1	kg	143	ARG	NE-CZ-NH1	12.59	126.59	120.30
1	fH	167	ARG	NE-CZ-NH1	12.59	126.59	120.30
1	7o	229	ARG	NE-CZ-NH1	12.58	126.59	120.30
1	li	167	ARG	NE-CZ-NH2	-12.58	114.01	120.30
1	fn	82	ARG	NE-CZ-NH1	12.58	126.59	120.30
1	9X	143	ARG	NE-CZ-NH2	12.58	126.59	120.30
1	kt	167	ARG	NE-CZ-NH2	-12.58	114.01	120.30
1	7S	132	ARG	NE-CZ-NH1	12.58	126.59	120.30
1	k0	132	ARG	NE-CZ-NH2	12.58	126.59	120.30
1	6t	18	ARG	NE-CZ-NH1	12.58	126.59	120.30
1	bG	82	ARG	NE-CZ-NH1	12.58	126.59	120.30
1	iv	100	ARG	NE-CZ-NH1	12.57	126.59	120.30
1	8t	173	ARG	NE-CZ-NH2	-12.57	114.01	120.30
1	dA	154	ARG	NE-CZ-NH2	-12.57	114.01	120.30
1	2O	132	ARG	NE-CZ-NH2	-12.57	114.01	120.30
1	7b	145	TYR	CB-CG-CD2	12.57	128.54	121.00
1	8p	18	ARG	NE-CZ-NH1	12.57	126.59	120.30
1	jj	173	ARG	NE-CZ-NH1	12.57	126.59	120.30
1	1x	97	ARG	NE-CZ-NH1	12.57	126.58	120.30
1	3z	82	ARG	NE-CZ-NH2	-12.57	114.02	120.30
1	i	167	ARG	NE-CZ-NH1	12.57	126.58	120.30
1	k1	132	ARG	NE-CZ-NH1	12.57	126.58	120.30
1	ee	18	ARG	NE-CZ-NH2	-12.57	114.02	120.30

Continued on next page...

Continued from previous page...

Mol	Chain	Res	Type	Atoms	Z	Observed(°)	Ideal(°)
1	kT	143	ARG	NE-CZ-NH2	12.56	126.58	120.30
1	lD	162	ARG	NE-CZ-NH1	12.56	126.58	120.30
1	b4	100	ARG	NE-CZ-NH2	-12.56	114.02	120.30
1	d4	173	ARG	NE-CZ-NH1	12.56	126.58	120.30
1	4a	143	ARG	NE-CZ-NH1	12.56	126.58	120.30
1	5z	32	PHE	CB-CG-CD2	12.56	129.59	120.80
1	kN	229	ARG	NE-CZ-NH2	-12.56	114.02	120.30
1	lF	132	ARG	NE-CZ-NH1	12.56	126.58	120.30
1	6D	97	ARG	NE-CZ-NH1	12.56	126.58	120.30
1	cb	130	TYR	CB-CG-CD1	12.56	128.54	121.00
1	fy	162	ARG	NE-CZ-NH1	12.56	126.58	120.30
1	9c	167	ARG	NE-CZ-NH1	12.56	126.58	120.30
1	cd	132	ARG	NE-CZ-NH2	-12.56	114.02	120.30
1	j	173	ARG	NE-CZ-NH2	-12.56	114.02	120.30
1	jP	154	ARG	NE-CZ-NH2	-12.55	114.02	120.30
1	2e	229	ARG	NE-CZ-NH2	-12.55	114.02	120.30
1	3R	132	ARG	NE-CZ-NH2	-12.55	114.02	120.30
1	93	167	ARG	NE-CZ-NH1	12.55	126.58	120.30
1	cq	145	TYR	CB-CG-CD1	-12.55	113.47	121.00
1	eY	162	ARG	NE-CZ-NH1	12.55	126.58	120.30
1	jM	173	ARG	NE-CZ-NH1	12.55	126.57	120.30
1	bV	173	ARG	NE-CZ-NH1	12.55	126.58	120.30
1	dp	18	ARG	NE-CZ-NH2	-12.55	114.03	120.30
1	km	18	ARG	NE-CZ-NH1	12.55	126.57	120.30
1	2h	130	TYR	CB-CG-CD2	-12.55	113.47	121.00
1	hD	18	ARG	NE-CZ-NH1	12.54	126.57	120.30
1	63	173	ARG	NE-CZ-NH2	-12.54	114.03	120.30
1	93	162	ARG	NE-CZ-NH2	-12.54	114.03	120.30
1	a4	143	ARG	NE-CZ-NH1	12.54	126.57	120.30
1	ef	132	ARG	NE-CZ-NH1	12.55	126.57	120.30
1	dW	167	ARG	NE-CZ-NH1	12.54	126.57	120.30
1	fh	130	TYR	CB-CG-CD1	12.54	128.53	121.00
1	bZ	143	ARG	NE-CZ-NH2	-12.54	114.03	120.30
1	f0	173	ARG	NE-CZ-NH1	12.54	126.57	120.30
1	cf	161	PHE	CB-CG-CD1	12.54	129.58	120.80
1	cl	173	ARG	NE-CZ-NH2	-12.54	114.03	120.30
1	eT	82	ARG	NE-CZ-NH1	12.54	126.57	120.30
1	49	132	ARG	NE-CZ-NH1	12.54	126.57	120.30
1	4H	164	TYR	CB-CG-CD1	12.54	128.52	121.00
1	l0	167	ARG	NE-CZ-NH2	-12.54	114.03	120.30
1	7N	173	ARG	NE-CZ-NH2	-12.54	114.03	120.30
1	a9	18	ARG	NE-CZ-NH1	12.54	126.57	120.30

Continued on next page...

Continued from previous page...

Mol	Chain	Res	Type	Atoms	Z	Observed(°)	Ideal(°)
1	fN	229	ARG	NE-CZ-NH1	12.54	126.57	120.30
1	fX	167	ARG	NE-CZ-NH2	12.54	126.57	120.30
1	45	100	ARG	NE-CZ-NH1	12.54	126.57	120.30
1	6L	100	ARG	NE-CZ-NH1	12.54	126.57	120.30
1	c9	173	ARG	NE-CZ-NH1	12.54	126.57	120.30
1	ko	143	ARG	NE-CZ-NH1	12.53	126.57	120.30
1	gv	97	ARG	NE-CZ-NH2	-12.53	114.03	120.30
1	l0	164	TYR	CB-CG-CD1	12.53	128.52	121.00
1	5H	162	ARG	NE-CZ-NH2	-12.53	114.03	120.30
1	bT	100	ARG	NE-CZ-NH1	12.53	126.57	120.30
1	dM	18	ARG	NE-CZ-NH2	-12.53	114.03	120.30
1	eE	169	TYR	CB-CG-CD1	12.53	128.52	121.00
1	f8	143	ARG	NE-CZ-NH1	12.53	126.57	120.30
1	8g	82	ARG	NE-CZ-NH2	-12.53	114.04	120.30
1	8X	100	ARG	NE-CZ-NH2	-12.53	114.03	120.30
1	k	229	ARG	NE-CZ-NH1	12.53	126.56	120.30
1	io	164	TYR	CB-CG-CD1	-12.53	113.48	121.00
1	jd	18	ARG	NE-CZ-NH1	12.53	126.56	120.30
1	bM	229	ARG	NE-CZ-NH1	12.53	126.56	120.30
1	g4	18	ARG	NE-CZ-NH2	-12.53	114.04	120.30
1	dQ	229	ARG	NE-CZ-NH1	12.53	126.56	120.30
1	gW	18	ARG	NE-CZ-NH1	12.52	126.56	120.30
1	l4	154	ARG	NE-CZ-NH1	12.52	126.56	120.30
1	c1	154	ARG	NE-CZ-NH2	12.52	126.56	120.30
1	dy	132	ARG	NE-CZ-NH2	-12.52	114.04	120.30
1	le	173	ARG	NE-CZ-NH1	12.52	126.56	120.30
1	eF	167	ARG	NE-CZ-NH1	12.52	126.56	120.30
1	93	100	ARG	NE-CZ-NH1	12.52	126.56	120.30
1	ej	100	ARG	NE-CZ-NH1	12.52	126.56	120.30
1	5e	229	ARG	NE-CZ-NH1	-12.51	114.04	120.30
1	fl	132	ARG	NE-CZ-NH1	12.51	126.56	120.30
1	kL	132	ARG	NE-CZ-NH1	12.51	126.56	120.30
1	5O	132	ARG	NE-CZ-NH1	12.51	126.56	120.30
1	7k	100	ARG	NE-CZ-NH1	12.51	126.56	120.30
1	aL	143	ARG	NE-CZ-NH2	12.51	126.56	120.30
1	el	161	PHE	CB-CG-CD2	-12.51	112.04	120.80
1	fF	132	ARG	NE-CZ-NH2	-12.51	114.05	120.30
1	3s	167	ARG	NE-CZ-NH1	12.51	126.55	120.30
1	hF	100	ARG	NE-CZ-NH2	-12.51	114.05	120.30
1	5K	18	ARG	NE-CZ-NH1	12.51	126.55	120.30
1	6c	229	ARG	NE-CZ-NH2	-12.51	114.05	120.30
1	7c	161	PHE	CB-CG-CD1	-12.51	112.05	120.80

Continued on next page...

Continued from previous page...

Mol	Chain	Res	Type	Atoms	Z	Observed(°)	Ideal(°)
1	7w	143	ARG	NE-CZ-NH2	-12.51	114.05	120.30
1	dJ	97	ARG	NE-CZ-NH1	12.51	126.55	120.30
1	lg	168	PHE	CB-CG-CD1	-12.50	112.05	120.80
1	lD	167	ARG	NE-CZ-NH2	-12.50	114.05	120.30
1	8T	100	ARG	NE-CZ-NH2	-12.50	114.05	120.30
1	di	132	ARG	NE-CZ-NH2	-12.50	114.05	120.30
1	hj	173	ARG	NE-CZ-NH1	12.50	126.55	120.30
1	2E	167	ARG	NE-CZ-NH1	12.50	126.55	120.30
1	5T	164	TYR	CB-CG-CD2	-12.50	113.50	121.00
1	hR	164	TYR	CB-CG-CD1	-12.50	113.50	121.00
1	k6	154	ARG	NE-CZ-NH1	12.50	126.55	120.30
1	ax	100	ARG	NE-CZ-NH1	12.50	126.55	120.30
1	1R	229	ARG	NE-CZ-NH1	12.49	126.55	120.30
1	32	168	PHE	CB-CG-CD1	12.49	129.55	120.80
1	li	173	ARG	NE-CZ-NH1	12.49	126.55	120.30
1	2T	154	ARG	NE-CZ-NH1	12.49	126.55	120.30
1	aJ	97	ARG	NE-CZ-NH1	12.49	126.55	120.30
1	bA	82	ARG	NE-CZ-NH2	-12.49	114.05	120.30
1	jU	154	ARG	NE-CZ-NH1	12.49	126.54	120.30
1	l6	143	ARG	NE-CZ-NH2	-12.49	114.06	120.30
1	lG	97	ARG	NE-CZ-NH1	12.49	126.54	120.30
1	bK	173	ARG	NE-CZ-NH2	-12.49	114.06	120.30
1	iT	154	ARG	NE-CZ-NH2	12.49	126.54	120.30
1	jD	169	TYR	CB-CG-CD1	-12.49	113.51	121.00
1	k7	229	ARG	NE-CZ-NH1	12.49	126.54	120.30
1	3D	229	ARG	NE-CZ-NH1	12.49	126.54	120.30
1	8S	143	ARG	NE-CZ-NH1	12.49	126.54	120.30
1	bO	173	ARG	NE-CZ-NH1	12.49	126.54	120.30
1	iu	18	ARG	NE-CZ-NH2	-12.48	114.06	120.30
1	l2	161	PHE	CB-CG-CD1	-12.48	112.06	120.80
1	aD	229	ARG	NE-CZ-NH1	12.48	126.54	120.30
1	bw	167	ARG	NE-CZ-NH1	12.48	126.54	120.30
1	fi	229	ARG	NE-CZ-NH1	12.48	126.54	120.30
1	hg	169	TYR	CB-CG-CD2	-12.48	113.51	121.00
1	jY	145	TYR	CB-CG-CD2	-12.48	113.51	121.00
1	2F	229	ARG	NE-CZ-NH1	12.48	126.54	120.30
1	3O	173	ARG	NE-CZ-NH1	12.48	126.54	120.30
1	98	167	ARG	NE-CZ-NH1	12.48	126.54	120.30
1	bz	143	ARG	NE-CZ-NH1	12.48	126.54	120.30
1	i6	82	ARG	NE-CZ-NH2	-12.48	114.06	120.30
1	es	143	ARG	NE-CZ-NH1	12.48	126.54	120.30
1	fR	173	ARG	NE-CZ-NH1	12.48	126.54	120.30

Continued on next page...

Continued from previous page...

Mol	Chain	Res	Type	Atoms	Z	Observed(°)	Ideal(°)
1	8H	162	ARG	NE-CZ-NH1	12.47	126.54	120.30
1	j0	154	ARG	NE-CZ-NH2	-12.47	114.06	120.30
1	jY	82	ARG	NE-CZ-NH2	-12.47	114.06	120.30
1	jU	229	ARG	NE-CZ-NH1	12.47	126.53	120.30
1	bt	82	ARG	NE-CZ-NH1	12.47	126.53	120.30
1	2l	162	ARG	NE-CZ-NH2	-12.47	114.07	120.30
1	2Z	97	ARG	NE-CZ-NH2	-12.47	114.07	120.30
1	4L	162	ARG	NE-CZ-NH2	-12.47	114.07	120.30
1	70	18	ARG	NE-CZ-NH2	-12.47	114.07	120.30
1	7E	132	ARG	NE-CZ-NH2	-12.47	114.07	120.30
1	ck	167	ARG	NE-CZ-NH1	12.47	126.53	120.30
1	4a	97	ARG	NE-CZ-NH1	12.47	126.53	120.30
1	6X	173	ARG	NE-CZ-NH1	12.47	126.53	120.30
1	bw	18	ARG	NE-CZ-NH2	-12.46	114.07	120.30
1	98	154	ARG	NE-CZ-NH1	12.46	126.53	120.30
1	1C	143	ARG	NE-CZ-NH1	12.46	126.53	120.30
1	5Q	173	ARG	NE-CZ-NH1	12.46	126.53	120.30
1	l2	167	ARG	NE-CZ-NH1	12.46	126.53	120.30
1	6k	173	ARG	NE-CZ-NH1	12.46	126.53	120.30
1	8C	130	TYR	CB-CG-CD2	-12.46	113.53	121.00
1	8P	164	TYR	CB-CG-CD1	-12.46	113.53	121.00
1	y	18	ARG	NE-CZ-NH1	12.46	126.53	120.30
1	hR	229	ARG	NE-CZ-NH1	12.46	126.53	120.30
1	jX	145	TYR	CB-CG-CD1	12.46	128.47	121.00
1	2o	143	ARG	NE-CZ-NH2	-12.46	114.07	120.30
1	e4	154	ARG	NE-CZ-NH1	12.45	126.53	120.30
1	2m	229	ARG	NE-CZ-NH1	12.45	126.53	120.30
1	5I	173	ARG	NE-CZ-NH2	-12.45	114.07	120.30
1	7n	82	ARG	NE-CZ-NH1	12.45	126.53	120.30
1	fG	154	ARG	NE-CZ-NH1	12.45	126.53	120.30
1	gt	154	ARG	NE-CZ-NH2	-12.45	114.08	120.30
1	73	162	ARG	NE-CZ-NH2	-12.45	114.08	120.30
1	eJ	173	ARG	NE-CZ-NH1	12.45	126.53	120.30
1	a7	132	ARG	NE-CZ-NH1	12.45	126.52	120.30
1	5m	82	ARG	NE-CZ-NH1	12.45	126.52	120.30
1	j8	229	ARG	NE-CZ-NH1	12.45	126.52	120.30
1	lC	229	ARG	NE-CZ-NH1	12.45	126.52	120.30
1	lM	18	ARG	NE-CZ-NH2	12.45	126.52	120.30
1	5h	132	ARG	NE-CZ-NH1	12.45	126.52	120.30
1	ez	145	TYR	CB-CG-CD2	-12.45	113.53	121.00
1	9c	100	ARG	NE-CZ-NH2	-12.44	114.08	120.30
1	bu	229	ARG	NE-CZ-NH1	12.44	126.52	120.30

Continued on next page...

Continued from previous page...

Mol	Chain	Res	Type	Atoms	Z	Observed(°)	Ideal(°)
1	9S	167	ARG	NE-CZ-NH2	-12.44	114.08	120.30
1	2C	132	ARG	NE-CZ-NH1	12.44	126.52	120.30
1	33	18	ARG	NE-CZ-NH1	12.44	126.52	120.30
1	7z	229	ARG	NE-CZ-NH2	12.44	126.52	120.30
1	iu	18	ARG	NE-CZ-NH1	12.44	126.52	120.30
1	3j	169	TYR	CB-CG-CD2	-12.44	113.54	121.00
1	cD	167	ARG	NE-CZ-NH2	-12.44	114.08	120.30
1	3l	161	PHE	CB-CG-CD2	12.44	129.50	120.80
1	n	100	ARG	NE-CZ-NH2	-12.44	114.08	120.30
1	3v	162	ARG	NE-CZ-NH1	12.44	126.52	120.30
1	jF	132	ARG	NE-CZ-NH2	-12.43	114.08	120.30
1	5r	132	ARG	NE-CZ-NH1	12.43	126.52	120.30
1	dW	169	TYR	CB-CG-CD2	-12.43	113.54	121.00
1	z	132	ARG	NE-CZ-NH1	12.43	126.52	120.30
1	d	167	ARG	NE-CZ-NH2	-12.43	114.08	120.30
1	gh	167	ARG	NE-CZ-NH1	12.43	126.51	120.30
1	kx	18	ARG	NE-CZ-NH1	12.43	126.51	120.30
1	13	143	ARG	NE-CZ-NH1	12.43	126.51	120.30
1	15	143	ARG	NE-CZ-NH1	12.43	126.51	120.30
1	ig	97	ARG	NE-CZ-NH1	12.42	126.51	120.30
1	3w	100	ARG	NE-CZ-NH1	12.42	126.51	120.30
1	3O	100	ARG	NE-CZ-NH1	12.42	126.51	120.30
1	b7	18	ARG	NE-CZ-NH1	12.42	126.51	120.30
1	jJ	82	ARG	NE-CZ-NH2	-12.42	114.09	120.30
1	gA	229	ARG	NE-CZ-NH2	-12.42	114.09	120.30
1	2B	97	ARG	NE-CZ-NH1	12.42	126.51	120.30
1	64	132	ARG	NE-CZ-NH1	12.42	126.51	120.30
1	aE	143	ARG	NE-CZ-NH1	12.42	126.51	120.30
1	eH	167	ARG	NE-CZ-NH1	12.42	126.51	120.30
1	jA	173	ARG	NE-CZ-NH2	-12.42	114.09	120.30
1	aY	154	ARG	NE-CZ-NH1	12.42	126.51	120.30
1	3e	97	ARG	NE-CZ-NH1	12.42	126.51	120.30
1	6G	167	ARG	NE-CZ-NH2	-12.42	114.09	120.30
1	dI	154	ARG	NE-CZ-NH1	12.42	126.51	120.30
1	8S	167	ARG	NE-CZ-NH1	12.42	126.51	120.30
1	B	167	ARG	NE-CZ-NH1	12.42	126.51	120.30
1	is	167	ARG	NE-CZ-NH1	12.41	126.51	120.30
1	iU	162	ARG	NE-CZ-NH1	12.41	126.51	120.30
1	1Z	173	ARG	NE-CZ-NH1	12.41	126.51	120.30
1	H	97	ARG	NE-CZ-NH1	12.41	126.51	120.30
1	8m	32	PHE	CB-CG-CD1	12.41	129.49	120.80
1	k4	167	ARG	NE-CZ-NH2	-12.41	114.09	120.30

Continued on next page...

Continued from previous page...

Mol	Chain	Res	Type	Atoms	Z	Observed(°)	Ideal(°)
1	2w	229	ARG	NE-CZ-NH1	12.41	126.50	120.30
1	3A	229	ARG	NE-CZ-NH1	12.41	126.50	120.30
1	ag	173	ARG	NE-CZ-NH2	-12.41	114.09	120.30
1	an	229	ARG	NE-CZ-NH1	12.41	126.50	120.30
1	dc	100	ARG	NH1-CZ-NH2	-12.41	105.75	119.40
1	0	100	ARG	NE-CZ-NH2	-12.41	114.09	120.30
1	dt	169	TYR	CB-CG-CD1	12.41	128.44	121.00
1	dP	100	ARG	NE-CZ-NH1	12.41	126.50	120.30
1	lo	168	PHE	CB-CG-CD2	-12.41	112.11	120.80
1	w	167	ARG	NE-CZ-NH1	12.41	126.50	120.30
1	3d	173	ARG	NE-CZ-NH1	12.40	126.50	120.30
1	6F	82	ARG	NE-CZ-NH1	12.40	126.50	120.30
1	bQ	97	ARG	NE-CZ-NH1	12.40	126.50	120.30
1	if	169	TYR	CB-CG-CD2	-12.40	113.56	121.00
1	lJ	169	TYR	CB-CG-CD2	12.40	128.44	121.00
1	cx	169	TYR	CB-CG-CD2	-12.40	113.56	121.00
1	4o	229	ARG	NE-CZ-NH2	-12.40	114.10	120.30
1	5r	130	TYR	CB-CG-CD1	12.40	128.44	121.00
1	1R	18	ARG	NE-CZ-NH2	-12.40	114.10	120.30
1	k6	82	ARG	NE-CZ-NH2	-12.40	114.10	120.30
1	k9	143	ARG	NE-CZ-NH2	-12.40	114.10	120.30
1	4U	143	ARG	NE-CZ-NH2	-12.40	114.10	120.30
1	e4	100	ARG	NE-CZ-NH1	12.40	126.50	120.30
1	ll	173	ARG	NE-CZ-NH1	12.39	126.50	120.30
1	kY	132	ARG	NE-CZ-NH1	12.39	126.50	120.30
1	5I	154	ARG	NE-CZ-NH2	-12.39	114.10	120.30
1	dl	132	ARG	NE-CZ-NH2	-12.39	114.10	120.30
1	gi	32	PHE	CB-CG-CD2	12.39	129.47	120.80
1	37	100	ARG	NE-CZ-NH2	-12.39	114.10	120.30
1	8o	18	ARG	NE-CZ-NH1	12.39	126.50	120.30
1	98	229	ARG	NE-CZ-NH1	12.39	126.50	120.30
1	fZ	167	ARG	NE-CZ-NH2	-12.39	114.10	120.30
1	cV	162	ARG	NE-CZ-NH1	12.39	126.50	120.30
1	u	173	ARG	NE-CZ-NH1	12.39	126.50	120.30
1	k2	229	ARG	NE-CZ-NH2	-12.39	114.11	120.30
1	2Q	162	ARG	NE-CZ-NH1	12.39	126.49	120.30
1	6a	154	ARG	NE-CZ-NH1	12.39	126.49	120.30
1	6M	97	ARG	NE-CZ-NH1	12.39	126.49	120.30
1	6S	132	ARG	NE-CZ-NH2	-12.39	114.11	120.30
1	1c	145	TYR	CB-CG-CD2	12.39	128.43	121.00
1	jU	103	ASP	CB-CG-OD1	12.39	129.45	118.30
1	le	100	ARG	NE-CZ-NH2	-12.38	114.11	120.30

Continued on next page...

Continued from previous page...

Mol	Chain	Res	Type	Atoms	Z	Observed(°)	Ideal(°)
1	c2	162	ARG	NE-CZ-NH2	-12.38	114.11	120.30
1	7b	145	TYR	CB-CG-CD1	-12.38	113.57	121.00
1	gp	100	ARG	NE-CZ-NH1	12.38	126.49	120.30
1	9l	82	ARG	NE-CZ-NH1	12.38	126.49	120.30
1	fh	100	ARG	NE-CZ-NH1	12.38	126.49	120.30
1	fW	100	ARG	NE-CZ-NH1	12.38	126.49	120.30
1	ly	143	ARG	NE-CZ-NH1	12.38	126.49	120.30
1	8D	145	TYR	CB-CG-CD2	12.38	128.43	121.00
1	ea	132	ARG	NE-CZ-NH1	12.38	126.49	120.30
1	ab	173	ARG	NE-CZ-NH1	12.38	126.49	120.30
1	gH	154	ARG	NE-CZ-NH2	-12.37	114.11	120.30
1	kq	100	ARG	NE-CZ-NH1	12.37	126.49	120.30
1	5q	167	ARG	NE-CZ-NH1	12.37	126.49	120.30
1	ag	18	ARG	NE-CZ-NH2	-12.37	114.11	120.30
1	aQ	173	ARG	NE-CZ-NH2	12.37	126.48	120.30
1	db	173	ARG	NE-CZ-NH2	12.37	126.49	120.30
1	l7	145	TYR	CB-CG-CD2	-12.37	113.58	121.00
1	f9	229	ARG	NE-CZ-NH2	-12.37	114.12	120.30
1	a	18	ARG	NE-CZ-NH2	-12.37	114.11	120.30
1	hd	97	ARG	NE-CZ-NH1	12.37	126.48	120.30
1	hj	167	ARG	NE-CZ-NH1	12.37	126.48	120.30
1	hC	100	ARG	NE-CZ-NH2	-12.37	114.12	120.30
1	8s	82	ARG	NE-CZ-NH2	-12.37	114.12	120.30
1	hQ	82	ARG	NE-CZ-NH2	-12.36	114.12	120.30
1	cW	97	ARG	NE-CZ-NH2	-12.36	114.12	120.30
1	ib	143	ARG	NE-CZ-NH1	12.36	126.48	120.30
1	aA	32	PHE	CB-CG-CD1	12.36	129.45	120.80
1	3z	100	ARG	NE-CZ-NH1	12.36	126.48	120.30
1	ec	97	ARG	NE-CZ-NH1	12.36	126.48	120.30
1	jh	167	ARG	NE-CZ-NH1	12.36	126.48	120.30
1	4i	132	ARG	NE-CZ-NH2	-12.36	114.12	120.30
1	8p	143	ARG	NE-CZ-NH1	12.36	126.48	120.30
1	95	18	ARG	NE-CZ-NH1	12.36	126.48	120.30
1	jq	167	ARG	NE-CZ-NH1	12.36	126.48	120.30
1	bS	18	ARG	NE-CZ-NH1	12.36	126.48	120.30
1	cy	143	ARG	NE-CZ-NH1	12.36	126.48	120.30
1	eF	130	TYR	CB-CG-CD2	-12.36	113.59	121.00
1	fT	167	ARG	NE-CZ-NH1	12.36	126.48	120.30
1	3q	143	ARG	NE-CZ-NH1	12.35	126.48	120.30
1	9q	162	ARG	NE-CZ-NH2	-12.35	114.12	120.30
1	73	154	ARG	NE-CZ-NH1	12.35	126.48	120.30
1	dJ	82	ARG	NE-CZ-NH2	-12.35	114.12	120.30

Continued on next page...

Continued from previous page...

Mol	Chain	Res	Type	Atoms	Z	Observed(°)	Ideal(°)
1	fl	162	ARG	NE-CZ-NH1	12.35	126.47	120.30
1	lm	100	ARG	NE-CZ-NH2	-12.35	114.12	120.30
1	c8	32	PHE	CB-CG-CD2	-12.35	112.16	120.80
1	hW	167	ARG	NE-CZ-NH1	12.35	126.47	120.30
1	4P	161	PHE	CB-CG-CD1	-12.35	112.16	120.80
1	ds	82	ARG	NE-CZ-NH1	12.35	126.47	120.30
1	ih	169	TYR	CB-CG-CD2	-12.35	113.59	121.00
1	4Y	167	ARG	NE-CZ-NH1	12.35	126.47	120.30
1	6A	32	PHE	CB-CG-CD1	-12.34	112.16	120.80
1	8Q	130	TYR	CB-CG-CD2	-12.34	113.59	121.00
1	9s	145	TYR	CB-CG-CD2	-12.34	113.59	121.00
1	dx	82	ARG	NE-CZ-NH1	12.34	126.47	120.30
1	1q	100	ARG	NE-CZ-NH2	-12.34	114.13	120.30
1	dK	154	ARG	NE-CZ-NH1	12.34	126.47	120.30
1	bK	173	ARG	NE-CZ-NH1	12.34	126.47	120.30
1	hD	167	ARG	NE-CZ-NH2	12.34	126.47	120.30
1	df	82	ARG	NE-CZ-NH1	12.34	126.47	120.30
1	fV	154	ARG	NE-CZ-NH1	12.34	126.47	120.30
1	hd	229	ARG	NE-CZ-NH1	12.33	126.47	120.30
1	ea	173	ARG	NE-CZ-NH1	12.33	126.47	120.30
1	hE	145	TYR	CB-CG-CD1	12.33	128.40	121.00
1	ka	162	ARG	NE-CZ-NH2	-12.33	114.13	120.30
1	ko	173	ARG	NE-CZ-NH1	12.33	126.47	120.30
1	1a	145	TYR	CB-CG-CD2	-12.33	113.60	121.00
1	lD	130	TYR	CB-CG-CD2	-12.33	113.60	121.00
1	aZ	229	ARG	NE-CZ-NH1	12.33	126.47	120.30
1	iZ	162	ARG	NE-CZ-NH2	-12.33	114.14	120.30
1	5c	97	ARG	NE-CZ-NH2	-12.33	114.14	120.30
1	az	100	ARG	NE-CZ-NH2	-12.33	114.14	120.30
1	fw	18	ARG	NE-CZ-NH2	12.33	126.46	120.30
1	id	167	ARG	NE-CZ-NH1	12.32	126.46	120.30
1	5o	143	ARG	NE-CZ-NH2	-12.32	114.14	120.30
1	98	173	ARG	NE-CZ-NH2	-12.32	114.14	120.30
1	lk	18	ARG	NE-CZ-NH1	12.32	126.46	120.30
1	8w	132	ARG	NE-CZ-NH1	12.32	126.46	120.30
1	1h	100	ARG	NE-CZ-NH1	12.32	126.46	120.30
1	lv	167	ARG	NE-CZ-NH1	12.32	126.46	120.30
1	3p	132	ARG	NE-CZ-NH1	12.32	126.46	120.30
1	ku	154	ARG	NE-CZ-NH2	-12.32	114.14	120.30
1	2A	154	ARG	NE-CZ-NH2	-12.32	114.14	120.30
1	33	145	TYR	CB-CG-CD2	-12.32	113.61	121.00
1	5z	145	TYR	CB-CG-CD2	-12.32	113.61	121.00

Continued on next page...

Continued from previous page...

Mol	Chain	Res	Type	Atoms	Z	Observed(°)	Ideal(°)
1	6I	97	ARG	NE-CZ-NH2	-12.32	114.14	120.30
1	9A	100	ARG	NE-CZ-NH1	12.31	126.46	120.30
1	as	100	ARG	NE-CZ-NH2	-12.31	114.14	120.30
1	io	173	ARG	NE-CZ-NH2	12.31	126.46	120.30
1	hg	100	ARG	NE-CZ-NH1	12.31	126.45	120.30
1	48	162	ARG	NE-CZ-NH1	12.31	126.45	120.30
1	7x	82	ARG	NE-CZ-NH2	-12.31	114.14	120.30
1	9a	169	TYR	CB-CG-CD2	12.31	128.38	121.00
1	9U	162	ARG	NE-CZ-NH2	-12.31	114.15	120.30
1	e5	167	ARG	NE-CZ-NH1	12.31	126.45	120.30
1	2	162	ARG	NE-CZ-NH1	12.31	126.45	120.30
1	gg	18	ARG	NE-CZ-NH1	12.30	126.45	120.30
1	f7	169	TYR	CB-CG-CD2	-12.31	113.62	121.00
1	2A	18	ARG	NE-CZ-NH1	12.30	126.45	120.30
1	38	132	ARG	NE-CZ-NH2	-12.30	114.15	120.30
1	3n	18	ARG	NE-CZ-NH2	-12.30	114.15	120.30
1	gm	97	ARG	NE-CZ-NH1	12.30	126.45	120.30
1	lw	97	ARG	NE-CZ-NH2	-12.30	114.15	120.30
1	hc	100	ARG	NE-CZ-NH1	12.30	126.45	120.30
1	l4	18	ARG	NE-CZ-NH1	12.30	126.45	120.30
1	7R	173	ARG	NE-CZ-NH1	12.30	126.45	120.30
1	7T	100	ARG	NE-CZ-NH1	12.30	126.45	120.30
1	9t	173	ARG	NE-CZ-NH1	12.30	126.45	120.30
1	9p	229	ARG	NE-CZ-NH1	12.30	126.45	120.30
1	aN	167	ARG	NE-CZ-NH1	12.30	126.45	120.30
1	f9	173	ARG	NE-CZ-NH2	-12.30	114.15	120.30
1	gt	100	ARG	NE-CZ-NH1	12.30	126.45	120.30
1	dd	143	ARG	NE-CZ-NH1	12.30	126.45	120.30
1	dn	229	ARG	NE-CZ-NH2	-12.30	114.15	120.30
1	gv	143	ARG	NE-CZ-NH2	-12.29	114.15	120.30
1	jp	132	ARG	NE-CZ-NH1	12.29	126.45	120.30
1	8X	173	ARG	NE-CZ-NH1	12.29	126.45	120.30
1	af	100	ARG	NE-CZ-NH2	-12.29	114.15	120.30
1	9	18	ARG	NE-CZ-NH2	-12.29	114.15	120.30
1	jP	132	ARG	NE-CZ-NH2	-12.29	114.15	120.30
1	34	132	ARG	NE-CZ-NH1	12.29	126.45	120.30
1	8P	154	ARG	NE-CZ-NH2	-12.29	114.15	120.30
1	9B	167	ARG	NE-CZ-NH2	-12.29	114.15	120.30
1	lp	82	ARG	NE-CZ-NH1	12.29	126.45	120.30
1	ej	169	TYR	CB-CG-CD2	12.29	128.37	121.00
1	hz	97	ARG	NE-CZ-NH1	12.29	126.44	120.30
1	58	164	TYR	CB-CG-CD2	12.29	128.37	121.00

Continued on next page...

Continued from previous page...

Mol	Chain	Res	Type	Atoms	Z	Observed(°)	Ideal(°)
1	ci	18	ARG	NE-CZ-NH1	12.29	126.44	120.30
1	iU	100	ARG	NE-CZ-NH1	12.28	126.44	120.30
1	jd	100	ARG	NE-CZ-NH1	12.28	126.44	120.30
1	3U	82	ARG	NE-CZ-NH2	12.28	126.44	120.30
1	8y	167	ARG	NE-CZ-NH1	12.28	126.44	120.30
1	27	154	ARG	NE-CZ-NH1	12.28	126.44	120.30
1	6Y	162	ARG	NE-CZ-NH2	-12.28	114.16	120.30
1	dn	143	ARG	NE-CZ-NH1	12.28	126.44	120.30
1	fk	173	ARG	NE-CZ-NH1	12.28	126.44	120.30
1	1H	130	TYR	CB-CG-CD1	12.28	128.37	121.00
1	8M	167	ARG	NE-CZ-NH1	12.28	126.44	120.30
1	i4	100	ARG	NE-CZ-NH2	-12.28	114.16	120.30
1	dH	173	ARG	NE-CZ-NH2	-12.28	114.16	120.30
1	eV	168	PHE	CB-CG-CD1	-12.28	112.21	120.80
1	gq	97	ARG	NE-CZ-NH2	-12.27	114.16	120.30
1	hC	167	ARG	NE-CZ-NH1	12.27	126.44	120.30
1	kU	229	ARG	NE-CZ-NH2	12.27	126.44	120.30
1	j1	229	ARG	NE-CZ-NH1	12.27	126.44	120.30
1	fo	143	ARG	NE-CZ-NH2	-12.27	114.17	120.30
1	iY	40	PHE	CB-CG-CD1	-12.27	112.21	120.80
1	kI	132	ARG	NE-CZ-NH2	-12.27	114.17	120.30
1	eW	167	ARG	NE-CZ-NH1	12.27	126.43	120.30
1	k7	66	MET	CG-SD-CE	-12.27	80.57	100.20
1	45	143	ARG	NE-CZ-NH1	12.27	126.43	120.30
1	50	97	ARG	NE-CZ-NH1	12.27	126.43	120.30
1	1p	132	ARG	NE-CZ-NH1	12.27	126.43	120.30
1	eW	143	ARG	NE-CZ-NH1	12.27	126.43	120.30
1	8C	100	ARG	NE-CZ-NH1	12.27	126.43	120.30
1	cr	143	ARG	NE-CZ-NH2	-12.27	114.17	120.30
1	dj	162	ARG	NE-CZ-NH2	-12.27	114.17	120.30
1	fW	154	ARG	NE-CZ-NH2	12.27	126.43	120.30
1	l	82	ARG	NE-CZ-NH2	-12.27	114.17	120.30
1	1n	161	PHE	CB-CG-CD1	12.26	129.38	120.80
1	f4	154	ARG	NE-CZ-NH1	12.26	126.43	120.30
1	kP	143	ARG	NE-CZ-NH1	12.26	126.43	120.30
1	2D	132	ARG	NE-CZ-NH1	12.26	126.43	120.30
1	3w	162	ARG	NE-CZ-NH2	12.26	126.43	120.30
1	Z	145	TYR	CB-CG-CD2	12.26	128.36	121.00
1	bR	130	TYR	CB-CG-CD2	-12.26	113.64	121.00
1	dA	130	TYR	CB-CG-CD2	-12.26	113.65	121.00
1	hU	145	TYR	CB-CG-CD1	-12.26	113.65	121.00
1	iu	143	ARG	NE-CZ-NH1	12.26	126.43	120.30

Continued on next page...

Continued from previous page...

Mol	Chain	Res	Type	Atoms	Z	Observed(°)	Ideal(°)
1	lp	229	ARG	NE-CZ-NH2	-12.26	114.17	120.30
1	bL	18	ARG	NE-CZ-NH2	-12.26	114.17	120.30
1	2h	97	ARG	NE-CZ-NH2	-12.25	114.17	120.30
1	jV	143	ARG	NE-CZ-NH1	12.25	126.43	120.30
1	2A	132	ARG	NE-CZ-NH1	12.25	126.43	120.30
1	6J	143	ARG	NE-CZ-NH2	-12.25	114.17	120.30
1	9B	132	ARG	NE-CZ-NH1	12.25	126.43	120.30
1	1l	97	ARG	NE-CZ-NH1	12.25	126.43	120.30
1	iL	100	ARG	NE-CZ-NH2	-12.25	114.17	120.30
1	7r	162	ARG	NE-CZ-NH1	12.25	126.42	120.30
1	bL	143	ARG	NE-CZ-NH1	12.25	126.43	120.30
1	fd	100	ARG	NE-CZ-NH1	12.25	126.43	120.30
1	8s	173	ARG	NE-CZ-NH1	12.25	126.42	120.30
1	fE	154	ARG	NE-CZ-NH1	12.25	126.42	120.30
1	lK	154	ARG	NE-CZ-NH1	12.24	126.42	120.30
1	4X	132	ARG	NE-CZ-NH2	-12.24	114.18	120.30
1	7x	173	ARG	NE-CZ-NH1	12.24	126.42	120.30
1	eH	167	ARG	NE-CZ-NH2	-12.24	114.18	120.30
1	dF	97	ARG	NE-CZ-NH2	-12.24	114.18	120.30
1	jK	229	ARG	NE-CZ-NH2	-12.24	114.18	120.30
1	fj	145	TYR	CB-CG-CD2	-12.24	113.66	121.00
1	gq	132	ARG	NE-CZ-NH1	12.24	126.42	120.30
1	gI	143	ARG	NE-CZ-NH1	12.24	126.42	120.30
1	7m	100	ARG	NE-CZ-NH1	12.24	126.42	120.30
1	aQ	167	ARG	NE-CZ-NH1	12.24	126.42	120.30
1	7E	145	TYR	CB-CG-CD1	12.24	128.34	121.00
1	1e	97	ARG	NE-CZ-NH2	-12.24	114.18	120.30
1	1H	130	TYR	CB-CG-CD2	-12.23	113.66	121.00
1	d3	154	ARG	NE-CZ-NH2	-12.23	114.18	120.30
1	1Z	82	ARG	NE-CZ-NH1	12.23	126.42	120.30
1	k4	82	ARG	NE-CZ-NH1	12.23	126.42	120.30
1	4H	164	TYR	CB-CG-CD2	-12.23	113.66	121.00
1	d2	162	ARG	NE-CZ-NH1	12.23	126.42	120.30
1	dy	97	ARG	NE-CZ-NH2	-12.23	114.18	120.30
1	ho	143	ARG	NE-CZ-NH2	-12.23	114.19	120.30
1	3X	164	TYR	CB-CG-CD1	-12.23	113.66	121.00
1	4b	168	PHE	CB-CG-CD1	-12.23	112.24	120.80
1	cP	100	ARG	NE-CZ-NH1	12.23	126.42	120.30
1	aI	132	ARG	NE-CZ-NH2	-12.23	114.19	120.30
1	iT	82	ARG	NE-CZ-NH2	-12.23	114.19	120.30
1	ja	143	ARG	NE-CZ-NH1	12.23	126.42	120.30
1	lR	130	TYR	CB-CG-CD2	-12.23	113.66	121.00

Continued on next page...

Continued from previous page...

Mol	Chain	Res	Type	Atoms	Z	Observed(°)	Ideal(°)
1	7P	100	ARG	NE-CZ-NH2	-12.23	114.19	120.30
1	1m	143	ARG	NE-CZ-NH1	12.23	126.41	120.30
1	k4	132	ARG	NE-CZ-NH1	12.22	126.41	120.30
1	9N	132	ARG	NE-CZ-NH1	12.22	126.41	120.30
1	7Z	100	ARG	NE-CZ-NH1	-12.22	114.19	120.30
1	gK	97	ARG	NE-CZ-NH1	12.22	126.41	120.30
1	k1	143	ARG	NE-CZ-NH1	12.22	126.41	120.30
1	6j	229	ARG	NE-CZ-NH1	12.22	126.41	120.30
1	ay	169	TYR	CB-CG-CD2	-12.22	113.67	121.00
1	e9	167	ARG	NE-CZ-NH2	-12.22	114.19	120.30
1	ee	167	ARG	NE-CZ-NH1	12.22	126.41	120.30
1	b8	143	ARG	NE-CZ-NH2	-12.21	114.19	120.30
1	2V	154	ARG	NE-CZ-NH1	12.21	126.41	120.30
1	gu	97	ARG	NE-CZ-NH1	12.21	126.41	120.30
1	je	169	TYR	CB-CG-CD1	-12.21	113.67	121.00
1	6q	145	TYR	CB-CG-CD2	-12.21	113.67	121.00
1	e2	100	ARG	NE-CZ-NH1	12.21	126.40	120.30
1	iG	145	TYR	CB-CG-CD2	-12.21	113.68	121.00
1	ld	167	ARG	NE-CZ-NH2	-12.21	114.20	120.30
1	lH	229	ARG	NE-CZ-NH1	12.21	126.40	120.30
1	bP	18	ARG	NE-CZ-NH1	12.21	126.40	120.30
1	fV	97	ARG	NE-CZ-NH1	12.21	126.40	120.30
1	17	169	TYR	CG-CD1-CE1	-12.20	111.54	121.30
1	bC	164	TYR	CB-CG-CD2	-12.20	113.68	121.00
1	7K	154	ARG	NE-CZ-NH2	-12.20	114.20	120.30
1	hz	18	ARG	NE-CZ-NH2	-12.20	114.20	120.30
1	5N	18	ARG	NE-CZ-NH2	12.20	126.40	120.30
1	ct	132	ARG	NE-CZ-NH1	12.20	126.40	120.30
1	l7	132	ARG	NE-CZ-NH1	12.19	126.40	120.30
1	dD	143	ARG	NE-CZ-NH2	-12.19	114.20	120.30
1	kf	18	ARG	NE-CZ-NH1	12.19	126.39	120.30
1	2	162	ARG	NE-CZ-NH2	-12.19	114.20	120.30
1	1M	143	ARG	NE-CZ-NH1	12.19	126.39	120.30
1	bc	154	ARG	NE-CZ-NH1	12.19	126.39	120.30
1	a2	143	ARG	NE-CZ-NH1	-12.19	114.21	120.30
1	ej	169	TYR	CB-CG-CD1	-12.19	113.69	121.00
1	jG	173	ARG	NE-CZ-NH1	12.18	126.39	120.30
1	lH	229	ARG	NE-CZ-NH2	-12.18	114.21	120.30
1	8Q	100	ARG	NE-CZ-NH2	-12.18	114.21	120.30
1	ap	229	ARG	NE-CZ-NH1	12.18	126.39	120.30
1	aY	130	TYR	CB-CG-CD1	-12.18	113.69	121.00
1	hO	173	ARG	NE-CZ-NH1	12.18	126.39	120.30

Continued on next page...

Continued from previous page...

Mol	Chain	Res	Type	Atoms	Z	Observed(°)	Ideal(°)
1	hO	173	ARG	NE-CZ-NH2	-12.18	114.21	120.30
1	je	154	ARG	NE-CZ-NH1	12.18	126.39	120.30
1	k9	100	ARG	NE-CZ-NH1	12.18	126.39	120.30
1	4c	173	ARG	NE-CZ-NH1	12.18	126.39	120.30
1	kK	18	ARG	NE-CZ-NH2	-12.18	114.21	120.30
1	6h	81	ASP	CB-CG-OD1	12.18	129.26	118.30
1	bI	143	ARG	NE-CZ-NH1	12.18	126.39	120.30
1	g6	32	PHE	CB-CG-CD1	-12.18	112.28	120.80
1	i6	40	PHE	CB-CG-CD2	12.18	129.32	120.80
1	8v	143	ARG	NE-CZ-NH1	12.18	126.39	120.30
1	ci	82	ARG	NE-CZ-NH1	12.18	126.39	120.30
1	3Z	229	ARG	NE-CZ-NH1	12.17	126.39	120.30
1	a3	143	ARG	NE-CZ-NH1	12.17	126.39	120.30
1	by	154	ARG	NE-CZ-NH1	12.17	126.39	120.30
1	jM	100	ARG	NE-CZ-NH2	-12.17	114.21	120.30
1	le	132	ARG	NE-CZ-NH2	-12.17	114.21	120.30
1	lf	167	ARG	NE-CZ-NH1	12.17	126.39	120.30
1	52	100	ARG	NE-CZ-NH1	12.17	126.39	120.30
1	5X	82	ARG	NE-CZ-NH2	-12.17	114.21	120.30
1	6b	143	ARG	NE-CZ-NH1	12.17	126.39	120.30
1	ct	18	ARG	NE-CZ-NH2	-12.17	114.21	120.30
1	f3	154	ARG	NE-CZ-NH2	-12.17	114.21	120.30
1	2w	154	ARG	NE-CZ-NH2	-12.17	114.21	120.30
1	6	82	ARG	NE-CZ-NH1	-12.17	114.21	120.30
1	hr	143	ARG	NE-CZ-NH1	12.17	126.39	120.30
1	5w	154	ARG	NE-CZ-NH1	12.17	126.38	120.30
1	2S	173	ARG	NE-CZ-NH2	-12.17	114.22	120.30
1	5G	167	ARG	NE-CZ-NH1	12.17	126.38	120.30
1	jX	164	TYR	CB-CG-CD2	-12.17	113.70	121.00
1	6F	154	ARG	NE-CZ-NH2	-12.17	114.22	120.30
1	5F	145	TYR	CB-CG-CD1	12.16	128.30	121.00
1	dB	162	ARG	NE-CZ-NH1	12.16	126.38	120.30
1	k0	97	ARG	NE-CZ-NH1	12.16	126.38	120.30
1	90	100	ARG	NE-CZ-NH2	-12.16	114.22	120.30
1	9j	130	TYR	CB-CG-CD2	-12.16	113.71	121.00
1	9T	132	ARG	NE-CZ-NH1	12.16	126.38	120.30
1	6v	82	ARG	NE-CZ-NH1	12.15	126.38	120.30
1	cj	82	ARG	NE-CZ-NH2	-12.15	114.22	120.30
1	lB	173	ARG	NE-CZ-NH1	12.15	126.38	120.30
1	aR	143	ARG	NE-CZ-NH1	12.15	126.38	120.30
1	h2	143	ARG	NE-CZ-NH2	-12.15	114.23	120.30
1	k9	167	ARG	NE-CZ-NH1	12.15	126.37	120.30

Continued on next page...

Continued from previous page...

Mol	Chain	Res	Type	Atoms	Z	Observed(°)	Ideal(°)
1	l9	18	ARG	NE-CZ-NH2	-12.15	114.23	120.30
1	7x	82	ARG	NE-CZ-NH1	12.15	126.37	120.30
1	11	167	ARG	NE-CZ-NH2	-12.15	114.23	120.30
1	by	162	ARG	NE-CZ-NH1	12.15	126.37	120.30
1	dS	82	ARG	NE-CZ-NH1	12.15	126.37	120.30
1	1X	132	ARG	NE-CZ-NH1	12.14	126.37	120.30
1	dR	97	ARG	NE-CZ-NH1	12.14	126.37	120.30
1	aM	132	ARG	NE-CZ-NH1	12.14	126.37	120.30
1	hv	100	ARG	NE-CZ-NH1	12.14	126.37	120.30
1	aB	100	ARG	NE-CZ-NH1	12.14	126.37	120.30
1	h7	143	ARG	NE-CZ-NH1	12.14	126.37	120.30
1	lg	167	ARG	NE-CZ-NH1	12.14	126.37	120.30
1	7w	132	ARG	NE-CZ-NH1	12.14	126.37	120.30
1	95	103	ASP	CB-CG-OD1	-12.14	107.38	118.30
1	ab	82	ARG	NE-CZ-NH2	-12.13	114.23	120.30
1	le	167	ARG	NE-CZ-NH1	12.13	126.37	120.30
1	eB	132	ARG	NE-CZ-NH1	12.13	126.37	120.30
1	hN	173	ARG	NE-CZ-NH1	12.13	126.36	120.30
1	9w	154	ARG	NE-CZ-NH1	12.13	126.36	120.30
1	11	162	ARG	NE-CZ-NH1	12.13	126.36	120.30
1	du	82	ARG	NE-CZ-NH2	-12.13	114.24	120.30
1	dN	162	ARG	NE-CZ-NH2	-12.13	114.24	120.30
1	gw	167	ARG	NE-CZ-NH1	12.12	126.36	120.30
1	gE	18	ARG	NE-CZ-NH2	-12.12	114.24	120.30
1	h9	81	ASP	CB-CG-OD1	12.12	129.21	118.30
1	hk	100	ARG	NE-CZ-NH2	-12.12	114.24	120.30
1	hz	167	ARG	NE-CZ-NH1	12.12	126.36	120.30
1	5k	167	ARG	NE-CZ-NH1	12.12	126.36	120.30
1	68	164	TYR	CB-CG-CD1	12.12	128.27	121.00
1	cB	229	ARG	NE-CZ-NH1	12.12	126.36	120.30
1	g2	82	ARG	NE-CZ-NH2	-12.12	114.24	120.30
1	5B	100	ARG	NE-CZ-NH2	-12.12	114.24	120.30
1	7H	197	ASP	CB-CG-OD1	12.12	129.21	118.30
1	3E	97	ARG	NE-CZ-NH1	12.12	126.36	120.30
1	gg	132	ARG	NE-CZ-NH1	12.11	126.36	120.30
1	hg	132	ARG	NE-CZ-NH2	-12.11	114.24	120.30
1	87	229	ARG	NE-CZ-NH1	12.12	126.36	120.30
1	8G	229	ARG	NE-CZ-NH1	12.12	126.36	120.30
1	gr	154	ARG	NE-CZ-NH1	12.11	126.36	120.30
1	ho	173	ARG	NE-CZ-NH1	-12.11	114.25	120.30
1	6L	154	ARG	NE-CZ-NH1	12.11	126.36	120.30
1	9y	97	ARG	NE-CZ-NH1	12.11	126.36	120.30

Continued on next page...

Continued from previous page...

Mol	Chain	Res	Type	Atoms	Z	Observed(°)	Ideal(°)
1	ah	162	ARG	NE-CZ-NH2	-12.11	114.24	120.30
1	6r	143	ARG	NE-CZ-NH1	12.11	126.36	120.30
1	6A	32	PHE	CB-CG-CD2	12.11	129.28	120.80
1	7q	97	ARG	NE-CZ-NH1	12.11	126.36	120.30
1	15	82	ARG	NE-CZ-NH2	-12.11	114.25	120.30
1	d5	229	ARG	NE-CZ-NH2	-12.11	114.25	120.30
1	d6	100	ARG	NE-CZ-NH1	12.11	126.35	120.30
1	eh	162	ARG	NE-CZ-NH1	12.11	126.35	120.30
1	1z	82	ARG	NE-CZ-NH2	-12.11	114.25	120.30
1	4d	167	ARG	NE-CZ-NH2	-12.11	114.25	120.30
1	iA	164	TYR	CB-CG-CD1	12.11	128.26	121.00
1	3d	169	TYR	CB-CG-CD2	12.11	128.26	121.00
1	62	229	ARG	NE-CZ-NH1	12.11	126.35	120.30
1	a2	82	ARG	NE-CZ-NH1	12.11	126.35	120.30
1	dV	229	ARG	NE-CZ-NH2	-12.11	114.25	120.30
1	ej	82	ARG	NE-CZ-NH1	12.10	126.35	120.30
1	2i	132	ARG	NE-CZ-NH2	-12.10	114.25	120.30
1	3W	132	ARG	NE-CZ-NH2	-12.10	114.25	120.30
1	9N	164	TYR	CB-CG-CD1	-12.10	113.74	121.00
1	ij	132	ARG	NE-CZ-NH2	-12.10	114.25	120.30
1	3r	143	ARG	NE-CZ-NH2	-12.10	114.25	120.30
1	kb	168	PHE	CB-CG-CD2	12.10	129.27	120.80
1	6W	97	ARG	NE-CZ-NH2	-12.10	114.25	120.30
1	7u	82	ARG	NE-CZ-NH2	-12.10	114.25	120.30
1	aT	154	ARG	NE-CZ-NH1	12.10	126.35	120.30
1	U	154	ARG	NE-CZ-NH1	12.10	126.35	120.30
1	1Y	18	ARG	NE-CZ-NH1	12.10	126.35	120.30
1	bi	132	ARG	NE-CZ-NH2	-12.10	114.25	120.30
1	hP	143	ARG	NE-CZ-NH2	12.09	126.35	120.30
1	ix	143	ARG	NE-CZ-NH2	-12.09	114.25	120.30
1	2E	97	ARG	NE-CZ-NH1	12.09	126.35	120.30
1	2R	229	ARG	NE-CZ-NH1	12.09	126.35	120.30
1	7C	229	ARG	NE-CZ-NH1	12.09	126.35	120.30
1	9H	154	ARG	NE-CZ-NH2	-12.09	114.25	120.30
1	c0	97	ARG	NE-CZ-NH1	12.09	126.35	120.30
1	j6	229	ARG	NE-CZ-NH1	12.09	126.34	120.30
1	jO	168	PHE	CB-CG-CD2	12.09	129.26	120.80
1	4j	164	TYR	CB-CG-CD1	-12.09	113.75	121.00
1	9S	82	ARG	NE-CZ-NH1	12.09	126.35	120.30
1	9W	32	PHE	CB-CG-CD2	-12.09	112.34	120.80
1	1h	173	ARG	NE-CZ-NH2	-12.09	114.25	120.30
1	20	167	ARG	NE-CZ-NH2	-12.09	114.25	120.30

Continued on next page...

Continued from previous page...

Mol	Chain	Res	Type	Atoms	Z	Observed(°)	Ideal(°)
1	7s	82	ARG	NE-CZ-NH1	12.09	126.34	120.30
1	7u	130	TYR	CB-CG-CD1	12.09	128.25	121.00
1	eG	97	ARG	NE-CZ-NH1	12.09	126.34	120.30
1	go	173	ARG	NE-CZ-NH1	12.09	126.34	120.30
1	lQ	229	ARG	NE-CZ-NH1	12.09	126.34	120.30
1	88	229	ARG	NE-CZ-NH1	12.09	126.34	120.30
1	bO	100	ARG	NE-CZ-NH1	12.09	126.34	120.30
1	gi	82	ARG	NH1-CZ-NH2	-12.08	106.11	119.40
1	iT	167	ARG	NE-CZ-NH1	12.08	126.34	120.30
1	iK	82	ARG	NE-CZ-NH1	12.08	126.34	120.30
1	jO	97	ARG	NE-CZ-NH2	-12.08	114.26	120.30
1	33	173	ARG	NE-CZ-NH2	-12.08	114.26	120.30
1	3I	82	ARG	NE-CZ-NH2	-12.08	114.26	120.30
1	bS	143	ARG	NE-CZ-NH2	-12.08	114.26	120.30
1	eJ	173	ARG	NE-CZ-NH2	-12.08	114.26	120.30
1	b9	97	ARG	NE-CZ-NH2	-12.08	114.26	120.30
1	j5	143	ARG	NE-CZ-NH1	12.08	126.34	120.30
1	km	97	ARG	NE-CZ-NH2	12.08	126.34	120.30
1	1	82	ARG	NE-CZ-NH1	12.08	126.34	120.30
1	1H	143	ARG	NE-CZ-NH2	12.07	126.34	120.30
1	8R	82	ARG	NE-CZ-NH1	12.07	126.34	120.30
1	b0	40	PHE	CB-CG-CD1	-12.07	112.35	120.80
1	bU	97	ARG	NE-CZ-NH2	-12.07	114.26	120.30
1	hO	143	ARG	NE-CZ-NH1	12.07	126.33	120.30
1	ju	167	ARG	NE-CZ-NH1	12.07	126.33	120.30
1	jK	132	ARG	NE-CZ-NH1	12.07	126.33	120.30
1	kf	167	ARG	NE-CZ-NH2	12.07	126.33	120.30
1	65	18	ARG	NE-CZ-NH1	12.07	126.34	120.30
1	7s	97	ARG	NE-CZ-NH1	12.07	126.33	120.30
1	ir	164	TYR	CB-CG-CD2	-12.07	113.76	121.00
1	2y	162	ARG	NE-CZ-NH1	12.07	126.33	120.30
1	9z	100	ARG	NE-CZ-NH2	-12.07	114.27	120.30
1	9C	82	ARG	NE-CZ-NH2	12.07	126.33	120.30
1	iW	82	ARG	NE-CZ-NH1	12.06	126.33	120.30
1	jb	167	ARG	NE-CZ-NH1	12.06	126.33	120.30
1	jY	173	ARG	NE-CZ-NH1	12.06	126.33	120.30
1	40	100	ARG	NE-CZ-NH1	12.06	126.33	120.30
1	4a	18	ARG	NE-CZ-NH2	-12.06	114.27	120.30
1	hG	145	TYR	CB-CG-CD1	12.06	128.24	121.00
1	3N	161	PHE	CB-CG-CD2	-12.06	112.36	120.80
1	fS	82	ARG	NE-CZ-NH1	12.06	126.33	120.30
1	jo	167	ARG	NE-CZ-NH1	12.06	126.33	120.30

Continued on next page...

Continued from previous page...

Mol	Chain	Res	Type	Atoms	Z	Observed(°)	Ideal(°)
1	iv	154	ARG	NE-CZ-NH2	-12.06	114.27	120.30
1	2s	197	ASP	CB-CG-OD1	12.05	129.15	118.30
1	ej	154	ARG	NE-CZ-NH1	12.05	126.33	120.30
1	fM	162	ARG	NE-CZ-NH1	12.05	126.33	120.30
1	w	132	ARG	NE-CZ-NH1	12.05	126.33	120.30
1	hW	154	ARG	NE-CZ-NH1	-12.05	114.28	120.30
1	9r	132	ARG	NE-CZ-NH1	12.05	126.33	120.30
1	35	97	ARG	NE-CZ-NH1	12.05	126.33	120.30
1	ak	167	ARG	NE-CZ-NH2	-12.05	114.27	120.30
1	8k	55	MET	CG-SD-CE	-12.05	80.92	100.20
1	hT	143	ARG	NE-CZ-NH1	12.05	126.32	120.30
1	kg	132	ARG	NE-CZ-NH1	12.05	126.32	120.30
1	fK	100	ARG	NE-CZ-NH2	-12.05	114.28	120.30
1	g5	97	ARG	NE-CZ-NH1	12.05	126.32	120.30
1	kj	97	ARG	NE-CZ-NH1	12.05	126.32	120.30
1	kn	18	ARG	NE-CZ-NH2	-12.05	114.28	120.30
1	lj	100	ARG	NE-CZ-NH1	12.05	126.32	120.30
1	ed	51	ASP	CB-CG-OD2	-12.05	107.46	118.30
1	fy	229	ARG	NE-CZ-NH1	12.05	126.32	120.30
1	hu	97	ARG	NE-CZ-NH1	12.04	126.32	120.30
1	4z	163	ASP	CB-CG-OD1	12.04	129.14	118.30
1	8w	229	ARG	NE-CZ-NH1	12.04	126.32	120.30
1	jK	229	ARG	NE-CZ-NH1	12.04	126.32	120.30
1	2R	143	ARG	NE-CZ-NH2	-12.04	114.28	120.30
1	7v	143	ARG	NE-CZ-NH1	12.04	126.32	120.30
1	8N	132	ARG	NE-CZ-NH1	12.04	126.32	120.30
1	ad	154	ARG	NE-CZ-NH2	-12.04	114.28	120.30
1	jl	82	ARG	NE-CZ-NH2	-12.03	114.28	120.30
1	1e	97	ARG	NE-CZ-NH1	12.04	126.32	120.30
1	dD	173	ARG	NE-CZ-NH2	-12.04	114.28	120.30
1	ft	97	ARG	NE-CZ-NH2	-12.04	114.28	120.30
1	5J	132	ARG	NE-CZ-NH2	-12.03	114.28	120.30
1	ao	162	ARG	NE-CZ-NH1	12.03	126.32	120.30
1	8n	145	TYR	CB-CG-CD2	-12.03	113.78	121.00
1	8H	229	ARG	NE-CZ-NH2	12.03	126.31	120.30
1	14	18	ARG	NE-CZ-NH2	-12.03	114.28	120.30
1	1W	18	ARG	NE-CZ-NH2	-12.03	114.29	120.30
1	kp	82	ARG	NE-CZ-NH1	12.03	126.31	120.30
1	7h	143	ARG	NE-CZ-NH2	-12.03	114.29	120.30
1	ag	167	ARG	NE-CZ-NH1	12.03	126.31	120.30
1	bG	100	ARG	NE-CZ-NH1	12.03	126.31	120.30
1	j2	143	ARG	NE-CZ-NH1	12.02	126.31	120.30

Continued on next page...

Continued from previous page...

Mol	Chain	Res	Type	Atoms	Z	Observed(°)	Ideal(°)
1	cb	167	ARG	NE-CZ-NH2	-12.02	114.29	120.30
1	cB	82	ARG	NE-CZ-NH2	-12.02	114.29	120.30
1	9j	18	ARG	NE-CZ-NH1	12.02	126.31	120.30
1	24	229	ARG	NE-CZ-NH1	12.02	126.31	120.30
1	3X	173	ARG	NE-CZ-NH1	12.02	126.31	120.30
1	d7	154	ARG	NE-CZ-NH2	12.02	126.31	120.30
1	eV	229	ARG	NE-CZ-NH1	12.02	126.31	120.30
1	hB	154	ARG	NE-CZ-NH1	12.02	126.31	120.30
1	jA	229	ARG	NE-CZ-NH1	12.02	126.31	120.30
1	66	132	ARG	NE-CZ-NH1	12.02	126.31	120.30
1	js	132	ARG	NE-CZ-NH1	12.01	126.31	120.30
1	lj	82	ARG	NE-CZ-NH1	12.01	126.31	120.30
1	5C	100	ARG	NE-CZ-NH1	12.01	126.31	120.30
1	hF	166	ASP	CB-CG-OD2	12.01	129.11	118.30
1	hS	132	ARG	NE-CZ-NH2	-12.01	114.30	120.30
1	kJ	143	ARG	NE-CZ-NH1	12.01	126.30	120.30
1	5y	162	ARG	NE-CZ-NH2	-12.01	114.30	120.30
1	2j	32	PHE	CB-CG-CD2	12.01	129.20	120.80
1	92	143	ARG	NE-CZ-NH1	12.01	126.30	120.30
1	bm	82	ARG	NE-CZ-NH1	12.01	126.30	120.30
1	bx	229	ARG	NE-CZ-NH2	-12.01	114.30	120.30
1	lz	18	ARG	NE-CZ-NH1	12.00	126.30	120.30
1	dP	229	ARG	NE-CZ-NH1	12.00	126.30	120.30
1	lw	82	ARG	NE-CZ-NH1	12.00	126.30	120.30
1	g4	100	ARG	NE-CZ-NH2	-12.00	114.30	120.30
1	kG	82	ARG	NE-CZ-NH2	-12.00	114.30	120.30
1	5m	164	TYR	CB-CG-CD1	-12.00	113.80	121.00
1	9h	97	ARG	NE-CZ-NH1	12.00	126.30	120.30
1	J	51	ASP	CB-CG-OD2	12.00	129.10	118.30
1	gd	18	ARG	NE-CZ-NH1	11.99	126.30	120.30
1	gS	143	ARG	NE-CZ-NH1	11.99	126.30	120.30
1	3I	132	ARG	NE-CZ-NH2	-11.99	114.30	120.30
1	f6	18	ARG	NE-CZ-NH1	11.99	126.30	120.30
1	dT	173	ARG	NE-CZ-NH2	-11.99	114.31	120.30
1	dV	97	ARG	NE-CZ-NH1	11.99	126.30	120.30
1	ha	169	TYR	CB-CG-CD2	-11.99	113.81	121.00
1	aF	162	ARG	NE-CZ-NH2	-11.99	114.31	120.30
1	cv	100	ARG	NE-CZ-NH2	-11.99	114.31	120.30
1	e4	154	ARG	NE-CZ-NH2	-11.99	114.31	120.30
1	L	130	TYR	CB-CG-CD2	-11.99	113.81	121.00
1	5m	132	ARG	NE-CZ-NH1	11.98	126.29	120.30
1	8k	167	ARG	NE-CZ-NH1	11.98	126.29	120.30

Continued on next page...

Continued from previous page...

Mol	Chain	Res	Type	Atoms	Z	Observed(°)	Ideal(°)
1	ap	100	ARG	NE-CZ-NH1	11.98	126.29	120.30
1	gg	143	ARG	NE-CZ-NH1	11.98	126.29	120.30
1	h3	82	ARG	NE-CZ-NH1	11.98	126.29	120.30
1	39	103	ASP	CB-CG-OD1	11.98	129.08	118.30
1	eb	229	ARG	NE-CZ-NH1	11.98	126.29	120.30
1	4J	162	ARG	NE-CZ-NH2	-11.98	114.31	120.30
1	fA	18	ARG	NE-CZ-NH2	-11.98	114.31	120.30
1	47	229	ARG	NE-CZ-NH1	11.98	126.29	120.30
1	5i	40	PHE	CB-CG-CD1	-11.98	112.42	120.80
1	aJ	143	ARG	NE-CZ-NH1	11.98	126.29	120.30
1	ce	100	ARG	NE-CZ-NH1	11.98	126.29	120.30
1	ah	169	TYR	CB-CG-CD1	11.98	128.19	121.00
1	1l	18	ARG	NE-CZ-NH2	-11.98	114.31	120.30
1	2x	154	ARG	NE-CZ-NH2	-11.97	114.31	120.30
1	8v	154	ARG	NE-CZ-NH2	-11.97	114.31	120.30
1	9g	164	TYR	CB-CG-CD1	11.97	128.19	121.00
1	1L	164	TYR	CB-CG-CD2	-11.97	113.82	121.00
1	lO	82	ARG	NE-CZ-NH1	11.97	126.28	120.30
1	1e	145	TYR	CB-CG-CD1	-11.97	113.82	121.00
1	10	168	PHE	CB-CG-CD1	11.97	129.18	120.80
1	3t	100	ARG	NE-CZ-NH1	11.97	126.28	120.30
1	20	173	ARG	NE-CZ-NH1	11.97	126.28	120.30
1	5r	82	ARG	NE-CZ-NH1	11.96	126.28	120.30
1	7y	132	ARG	NE-CZ-NH1	11.96	126.28	120.30
1	cv	173	ARG	NE-CZ-NH2	-11.96	114.32	120.30
1	a2	173	ARG	NE-CZ-NH1	11.96	126.28	120.30
1	br	82	ARG	NE-CZ-NH2	-11.96	114.32	120.30
1	gy	145	TYR	CB-CG-CD2	11.96	128.18	121.00
1	kz	164	TYR	CB-CG-CD2	-11.96	113.82	121.00
1	94	169	TYR	CB-CG-CD1	11.96	128.18	121.00
1	jV	229	ARG	NE-CZ-NH1	11.96	126.28	120.30
1	iF	166	ASP	CB-CG-OD1	11.96	129.06	118.30
1	kH	132	ARG	NE-CZ-NH2	-11.96	114.32	120.30
1	kT	97	ARG	NE-CZ-NH1	11.96	126.28	120.30
1	6Z	18	ARG	NE-CZ-NH1	11.96	126.28	120.30
1	8e	229	ARG	NE-CZ-NH1	11.96	126.28	120.30
1	aF	162	ARG	NE-CZ-NH1	11.96	126.28	120.30
1	ax	100	ARG	NE-CZ-NH2	-11.95	114.32	120.30
1	jr	132	ARG	NE-CZ-NH2	-11.95	114.32	120.30
1	i3	162	ARG	NE-CZ-NH1	11.95	126.28	120.30
1	jO	97	ARG	NE-CZ-NH1	11.95	126.28	120.30
1	8o	100	ARG	NE-CZ-NH2	-11.95	114.32	120.30

Continued on next page...

Continued from previous page...

Mol	Chain	Res	Type	Atoms	Z	Observed(°)	Ideal(°)
1	32	132	ARG	NE-CZ-NH1	11.95	126.28	120.30
1	5i	97	ARG	NE-CZ-NH2	-11.95	114.33	120.30
1	94	167	ARG	NE-CZ-NH1	11.95	126.28	120.30
1	c2	173	ARG	NE-CZ-NH2	11.95	126.28	120.30
1	S	164	TYR	CB-CG-CD1	11.95	128.17	121.00
1	hU	169	TYR	CB-CG-CD1	11.95	128.17	121.00
1	jn	82	ARG	NE-CZ-NH1	11.95	126.27	120.30
1	kz	132	ARG	NE-CZ-NH1	11.95	126.27	120.30
1	67	97	ARG	NE-CZ-NH2	-11.95	114.33	120.30
1	28	229	ARG	NE-CZ-NH1	11.95	126.27	120.30
1	73	82	ARG	NE-CZ-NH1	11.95	126.27	120.30
1	dT	18	ARG	NE-CZ-NH1	11.95	126.28	120.30
1	hO	97	ARG	NE-CZ-NH1	11.95	126.27	120.30
1	1O	229	ARG	NE-CZ-NH1	11.95	126.27	120.30
1	id	143	ARG	NE-CZ-NH1	11.95	126.27	120.30
1	iS	143	ARG	NE-CZ-NH2	-11.95	114.33	120.30
1	ag	82	ARG	NE-CZ-NH2	-11.95	114.33	120.30
1	fk	18	ARG	NE-CZ-NH2	-11.95	114.33	120.30
1	jS	97	ARG	NE-CZ-NH1	11.94	126.27	120.30
1	ak	82	ARG	NE-CZ-NH1	11.94	126.27	120.30
1	br	97	ARG	NE-CZ-NH1	11.94	126.27	120.30
1	66	130	TYR	CB-CG-CD1	11.94	128.16	121.00
1	ab	145	TYR	CB-CG-CD2	-11.94	113.84	121.00
1	bz	100	ARG	NE-CZ-NH1	11.94	126.27	120.30
1	gd	143	ARG	NE-CZ-NH1	11.94	126.27	120.30
1	1F	82	ARG	NE-CZ-NH2	-11.94	114.33	120.30
1	jn	229	ARG	NE-CZ-NH1	11.94	126.27	120.30
1	jU	167	ARG	NE-CZ-NH1	11.94	126.27	120.30
1	2f	162	ARG	NE-CZ-NH1	11.94	126.27	120.30
1	5v	18	ARG	NE-CZ-NH1	11.94	126.27	120.30
1	74	229	ARG	NE-CZ-NH1	11.94	126.27	120.30
1	cK	18	ARG	NE-CZ-NH1	11.94	126.27	120.30
1	8i	229	ARG	NE-CZ-NH1	11.94	126.27	120.30
1	hF	18	ARG	NE-CZ-NH1	11.93	126.27	120.30
1	bH	145	TYR	CB-CG-CD2	11.93	128.16	121.00
1	d1	130	TYR	CG-CD2-CE2	11.93	130.84	121.30
1	C	97	ARG	NE-CZ-NH2	-11.93	114.33	120.30
1	H	154	ARG	NE-CZ-NH2	-11.93	114.34	120.30
1	hu	100	ARG	NE-CZ-NH1	11.93	126.26	120.30
1	br	162	ARG	NE-CZ-NH1	11.93	126.26	120.30
1	54	163	ASP	CB-CG-OD2	-11.93	107.57	118.30
1	cN	143	ARG	NE-CZ-NH1	11.93	126.26	120.30

Continued on next page...

Continued from previous page...

Mol	Chain	Res	Type	Atoms	Z	Observed(°)	Ideal(°)
1	ey	143	ARG	NE-CZ-NH1	11.93	126.26	120.30
1	28	144	MET	CG-SD-CE	-11.92	81.12	100.20
1	ll	173	ARG	NE-CZ-NH2	11.92	126.26	120.30
1	4Q	154	ARG	NE-CZ-NH1	11.92	126.26	120.30
1	42	18	ARG	NE-CZ-NH2	-11.92	114.34	120.30
1	8d	167	ARG	NE-CZ-NH2	-11.92	114.34	120.30
1	ho	97	ARG	NE-CZ-NH1	11.92	126.26	120.30
1	ju	100	ARG	NE-CZ-NH1	11.92	126.26	120.30
1	4p	130	TYR	CB-CG-CD2	-11.92	113.85	121.00
1	7k	100	ARG	NE-CZ-NH2	-11.92	114.34	120.30
1	en	100	ARG	NE-CZ-NH1	11.92	126.26	120.30
1	fX	18	ARG	NE-CZ-NH2	-11.92	114.34	120.30
1	go	132	ARG	NE-CZ-NH2	-11.92	114.34	120.30
1	gH	132	ARG	NE-CZ-NH2	-11.92	114.34	120.30
1	25	164	TYR	CB-CG-CD1	-11.92	113.85	121.00
1	ly	169	TYR	CB-CG-CD1	-11.92	113.85	121.00
1	4q	167	ARG	NE-CZ-NH1	11.92	126.26	120.30
1	af	40	PHE	CB-CG-CD2	-11.92	112.46	120.80
1	fG	229	ARG	NE-CZ-NH2	-11.92	114.34	120.30
1	go	97	ARG	NE-CZ-NH2	-11.91	114.34	120.30
1	kL	97	ARG	NE-CZ-NH1	11.91	126.26	120.30
1	aG	82	ARG	NE-CZ-NH1	11.91	126.26	120.30
1	9H	229	ARG	NE-CZ-NH2	11.91	126.26	120.30
1	eF	130	TYR	CB-CG-CD1	11.91	128.15	121.00
1	kI	173	ARG	NE-CZ-NH2	-11.91	114.34	120.30
1	3m	100	ARG	NE-CZ-NH2	-11.91	114.34	120.30
1	3u	18	ARG	NE-CZ-NH2	-11.91	114.35	120.30
1	4S	169	TYR	CB-CG-CD2	-11.91	113.85	121.00
1	6m	82	ARG	NE-CZ-NH1	11.91	126.25	120.30
1	cB	152	ASP	CB-CG-OD1	11.91	129.02	118.30
1	3T	173	ARG	NE-CZ-NH1	11.91	126.25	120.30
1	8o	82	ARG	NE-CZ-NH2	-11.91	114.35	120.30
1	jl	82	ARG	NE-CZ-NH1	11.91	126.25	120.30
1	6C	154	ARG	NE-CZ-NH1	11.91	126.25	120.30
1	b8	162	ARG	NE-CZ-NH2	-11.91	114.35	120.30
1	77	82	ARG	NE-CZ-NH1	11.90	126.25	120.30
1	cp	82	ARG	NE-CZ-NH1	11.90	126.25	120.30
1	cB	32	PHE	CB-CG-CD1	11.90	129.13	120.80
1	6q	100	ARG	NE-CZ-NH2	-11.90	114.35	120.30
1	9d	97	ARG	NE-CZ-NH2	-11.90	114.35	120.30
1	bV	97	ARG	NE-CZ-NH1	11.90	126.25	120.30
1	kO	167	ARG	NE-CZ-NH2	-11.90	114.35	120.30

Continued on next page...

Continued from previous page...

Mol	Chain	Res	Type	Atoms	Z	Observed(°)	Ideal(°)
1	y	229	ARG	NE-CZ-NH2	-11.90	114.35	120.30
1	jX	97	ARG	NE-CZ-NH2	-11.90	114.35	120.30
1	4h	229	ARG	NE-CZ-NH1	11.90	126.25	120.30
1	dQ	18	ARG	NE-CZ-NH2	-11.90	114.35	120.30
1	B	97	ARG	NE-CZ-NH1	11.90	126.25	120.30
1	4B	161	PHE	CB-CG-CD2	-11.89	112.47	120.80
1	jT	162	ARG	NE-CZ-NH1	11.89	126.25	120.30
1	4z	18	ARG	NE-CZ-NH1	11.89	126.25	120.30
1	W	18	ARG	NE-CZ-NH2	11.89	126.25	120.30
1	hY	169	TYR	CB-CG-CD2	11.89	128.13	121.00
1	jB	162	ARG	NE-CZ-NH1	11.89	126.25	120.30
1	lf	130	TYR	CB-CG-CD2	-11.89	113.87	121.00
1	cL	145	TYR	CB-CG-CD2	-11.89	113.87	121.00
1	fl	173	ARG	NE-CZ-NH1	11.89	126.24	120.30
1	gp	154	ARG	NE-CZ-NH1	11.88	126.24	120.30
1	44	166	ASP	CB-CG-OD1	11.88	129.00	118.30
1	h5	132	ARG	NE-CZ-NH2	-11.88	114.36	120.30
1	54	163	ASP	CB-CG-OD1	11.88	128.99	118.30
1	7c	173	ARG	NE-CZ-NH2	-11.88	114.36	120.30
1	c2	82	ARG	NE-CZ-NH2	-11.88	114.36	120.30
1	d4	229	ARG	NE-CZ-NH1	11.88	126.24	120.30
1	eg	145	TYR	CB-CG-CD2	11.88	128.13	121.00
1	h3	40	PHE	CB-CG-CD2	11.88	129.11	120.80
1	h7	40	PHE	CB-CG-CD2	11.88	129.11	120.80
1	cR	130	TYR	CB-CG-CD2	-11.88	113.88	121.00
1	6e	173	ARG	NE-CZ-NH2	-11.87	114.36	120.30
1	dB	82	ARG	NE-CZ-NH1	11.88	126.24	120.30
1	2u	132	ARG	NE-CZ-NH1	11.87	126.24	120.30
1	7b	162	ARG	NE-CZ-NH1	11.87	126.24	120.30
1	5x	229	ARG	NE-CZ-NH2	-11.87	114.36	120.30
1	2a	97	ARG	NE-CZ-NH1	11.87	126.23	120.30
1	3U	173	ARG	NE-CZ-NH1	11.87	126.23	120.30
1	8s	154	ARG	NE-CZ-NH1	11.87	126.23	120.30
1	91	161	PHE	CB-CG-CD2	-11.87	112.49	120.80
1	3o	161	PHE	CB-CG-CD1	11.87	129.11	120.80
1	dq	229	ARG	NE-CZ-NH2	-11.87	114.37	120.30
1	jn	173	ARG	NE-CZ-NH1	11.86	126.23	120.30
1	kC	18	ARG	NE-CZ-NH1	11.86	126.23	120.30
1	7F	164	TYR	CB-CG-CD2	-11.87	113.88	121.00
1	e7	154	ARG	NE-CZ-NH1	11.86	126.23	120.30
1	gl	162	ARG	NE-CZ-NH1	11.86	126.23	120.30
1	hF	82	ARG	NE-CZ-NH2	-11.86	114.37	120.30

Continued on next page...

Continued from previous page...

Mol	Chain	Res	Type	Atoms	Z	Observed(°)	Ideal(°)
1	7c	167	ARG	NE-CZ-NH2	-11.86	114.37	120.30
1	fZ	82	ARG	NE-CZ-NH2	-11.86	114.37	120.30
1	aQ	145	TYR	CB-CG-CD1	-11.86	113.88	121.00
1	cH	167	ARG	NE-CZ-NH1	11.86	126.23	120.30
1	4G	167	ARG	NE-CZ-NH1	11.86	126.23	120.30
1	ab	162	ARG	NE-CZ-NH2	-11.86	114.37	120.30
1	kC	82	ARG	NE-CZ-NH1	11.86	126.23	120.30
1	3k	100	ARG	NE-CZ-NH2	-11.86	114.37	120.30
1	fs	132	ARG	NE-CZ-NH1	11.86	126.23	120.30
1	5G	162	ARG	NE-CZ-NH2	-11.86	114.37	120.30
1	hL	132	ARG	NE-CZ-NH2	-11.86	114.37	120.30
1	jY	162	ARG	NE-CZ-NH2	-11.86	114.37	120.30
1	5R	18	ARG	NE-CZ-NH2	11.86	126.23	120.30
1	9S	82	ARG	NE-CZ-NH2	-11.86	114.37	120.30
1	c0	82	ARG	NE-CZ-NH1	11.86	126.23	120.30
1	eB	82	ARG	NE-CZ-NH2	-11.86	114.37	120.30
1	if	100	ARG	NE-CZ-NH1	11.85	126.23	120.30
1	kp	97	ARG	NE-CZ-NH1	11.85	126.23	120.30
1	9c	168	PHE	CB-CG-CD1	-11.85	112.50	120.80
1	b2	82	ARG	NE-CZ-NH1	11.85	126.23	120.30
1	ef	100	ARG	NE-CZ-NH1	11.85	126.23	120.30
1	hL	145	TYR	CB-CG-CD2	-11.85	113.89	121.00
1	hM	97	ARG	NE-CZ-NH2	-11.85	114.38	120.30
1	ke	82	ARG	NE-CZ-NH1	11.85	126.22	120.30
1	bD	18	ARG	NE-CZ-NH1	11.85	126.22	120.30
1	hO	130	TYR	CB-CG-CD1	11.85	128.11	121.00
1	6W	229	ARG	NE-CZ-NH1	11.85	126.22	120.30
1	cU	169	TYR	CB-CG-CD2	-11.85	113.89	121.00
1	y	82	ARG	NE-CZ-NH1	11.85	126.22	120.30
1	gu	167	ARG	NE-CZ-NH1	11.85	126.22	120.30
1	5I	18	ARG	NE-CZ-NH2	-11.85	114.38	120.30
1	av	143	ARG	NE-CZ-NH1	11.85	126.22	120.30
1	ey	167	ARG	NE-CZ-NH1	11.85	126.22	120.30
1	5J	18	ARG	NE-CZ-NH1	11.84	126.22	120.30
1	bI	82	ARG	NE-CZ-NH2	-11.84	114.38	120.30
1	f	229	ARG	NE-CZ-NH1	11.84	126.22	120.30
1	38	130	TYR	CB-CG-CD1	11.84	128.10	121.00
1	aa	132	ARG	NE-CZ-NH1	11.84	126.22	120.30
1	kg	167	ARG	NE-CZ-NH2	-11.84	114.38	120.30
1	4x	154	ARG	NE-CZ-NH1	11.84	126.22	120.30
1	8m	145	TYR	CB-CG-CD1	-11.84	113.90	121.00
1	13	130	TYR	CB-CG-CD2	-11.84	113.90	121.00

Continued on next page...

Continued from previous page...

Mol	Chain	Res	Type	Atoms	Z	Observed(°)	Ideal(°)
1	dY	18	ARG	NE-CZ-NH1	11.84	126.22	120.30
1	9D	132	ARG	NE-CZ-NH2	-11.84	114.38	120.30
1	c1	229	ARG	NE-CZ-NH2	-11.84	114.38	120.30
1	1c	18	ARG	NE-CZ-NH1	11.84	126.22	120.30
1	fg	82	ARG	NE-CZ-NH1	11.84	126.22	120.30
1	6r	132	ARG	NE-CZ-NH1	11.83	126.22	120.30
1	4P	166	ASP	CB-CG-OD1	11.83	128.95	118.30
1	bE	154	ARG	NE-CZ-NH1	11.83	126.22	120.30
1	a	130	TYR	CB-CG-CD1	-11.83	113.90	121.00
1	jpg	162	ARG	NE-CZ-NH2	-11.83	114.38	120.30
1	7u	18	ARG	NE-CZ-NH1	11.83	126.22	120.30
1	3f	100	ARG	NE-CZ-NH1	11.83	126.22	120.30
1	78	173	ARG	NE-CZ-NH1	11.83	126.22	120.30
1	8u	132	ARG	NE-CZ-NH1	11.83	126.22	120.30
1	gQ	18	ARG	NE-CZ-NH1	11.83	126.21	120.30
1	kX	169	TYR	CG-CD1-CE1	-11.83	111.84	121.30
1	8s	162	ARG	NE-CZ-NH2	-11.83	114.39	120.30
1	3V	100	ARG	NE-CZ-NH2	-11.82	114.39	120.30
1	fW	167	ARG	NE-CZ-NH2	-11.82	114.39	120.30
1	w	97	ARG	NE-CZ-NH2	-11.82	114.39	120.30
1	iI	82	ARG	NE-CZ-NH1	11.82	126.21	120.30
1	3o	161	PHE	CB-CG-CD2	-11.82	112.53	120.80
1	b2	173	ARG	NE-CZ-NH2	-11.82	114.39	120.30
1	4I	100	ARG	NE-CZ-NH2	11.82	126.21	120.30
1	iS	229	ARG	NE-CZ-NH1	-11.82	114.39	120.30
1	jB	82	ARG	NE-CZ-NH2	-11.82	114.39	120.30
1	9I	40	PHE	CB-CG-CD1	-11.82	112.53	120.80
1	lN	82	ARG	NE-CZ-NH2	-11.82	114.39	120.30
1	jpg	154	ARG	NE-CZ-NH2	11.81	126.21	120.30
1	8l	100	ARG	NE-CZ-NH2	-11.81	114.39	120.30
1	ke	97	ARG	NE-CZ-NH2	-11.81	114.39	120.30
1	lI	168	PHE	CB-CG-CD1	-11.81	112.53	120.80
1	cx	169	TYR	CB-CG-CD1	11.81	128.09	121.00
1	a9	82	ARG	NE-CZ-NH1	11.81	126.20	120.30
1	cc	173	ARG	NE-CZ-NH2	-11.81	114.39	120.30
1	cG	164	TYR	CB-CG-CD2	11.81	128.09	121.00
1	2K	32	PHE	CB-CG-CD2	-11.81	112.53	120.80
1	aH	167	ARG	NE-CZ-NH1	11.81	126.20	120.30
1	g9	82	ARG	NE-CZ-NH1	11.81	126.20	120.30
1	ly	100	ARG	NE-CZ-NH1	11.81	126.20	120.30
1	lJ	169	TYR	CB-CG-CD1	-11.81	113.92	121.00
1	2g	103	ASP	CB-CG-OD1	11.81	128.93	118.30

Continued on next page...

Continued from previous page...

Mol	Chain	Res	Type	Atoms	Z	Observed(°)	Ideal(°)
1	5l	154	ARG	NH1-CZ-NH2	-11.81	106.41	119.40
1	gN	162	ARG	NE-CZ-NH1	11.80	126.20	120.30
1	9w	167	ARG	NE-CZ-NH1	11.80	126.20	120.30
1	9k	97	ARG	NE-CZ-NH2	-11.80	114.40	120.30
1	aI	168	PHE	CB-CG-CD2	11.80	129.06	120.80
1	b5	32	PHE	CB-CG-CD2	-11.80	112.54	120.80
1	bB	162	ARG	NE-CZ-NH2	-11.80	114.40	120.30
1	1z	100	ARG	NE-CZ-NH2	11.80	126.20	120.30
1	c	154	ARG	NE-CZ-NH1	11.80	126.20	120.30
1	5C	162	ARG	NE-CZ-NH2	-11.80	114.40	120.30
1	5J	162	ARG	NE-CZ-NH1	-11.80	114.40	120.30
1	6p	173	ARG	NE-CZ-NH1	11.80	126.20	120.30
1	lL	229	ARG	NE-CZ-NH1	11.80	126.20	120.30
1	2C	229	ARG	NE-CZ-NH1	11.80	126.20	120.30
1	8P	82	ARG	NE-CZ-NH1	11.80	126.20	120.30
1	bL	173	ARG	NE-CZ-NH2	-11.80	114.40	120.30
1	cS	173	ARG	NE-CZ-NH2	-11.80	114.40	120.30
1	cX	173	ARG	NE-CZ-NH2	-11.80	114.40	120.30
1	2l	82	ARG	NE-CZ-NH1	11.80	126.20	120.30
1	4h	97	ARG	NE-CZ-NH1	11.80	126.20	120.30
1	8K	32	PHE	CB-CG-CD1	11.80	129.06	120.80
1	af	167	ARG	NE-CZ-NH1	11.80	126.20	120.30
1	bk	167	ARG	NE-CZ-NH1	11.80	126.20	120.30
1	1A	173	ARG	NE-CZ-NH2	-11.80	114.40	120.30
1	iI	169	TYR	CB-CG-CD2	11.80	128.08	121.00
1	jM	154	ARG	NE-CZ-NH1	11.80	126.20	120.30
1	25	32	PHE	CB-CG-CD2	-11.80	112.54	120.80
1	2r	18	ARG	NE-CZ-NH1	11.79	126.20	120.30
1	fk	167	ARG	NE-CZ-NH2	-11.79	114.40	120.30
1	6r	132	ARG	NE-CZ-NH2	-11.79	114.40	120.30
1	aV	130	TYR	CB-CG-CD1	-11.79	113.92	121.00
1	cE	132	ARG	NE-CZ-NH2	-11.79	114.40	120.30
1	gy	97	ARG	NE-CZ-NH1	11.79	126.19	120.30
1	gT	100	ARG	NE-CZ-NH1	11.79	126.19	120.30
1	hg	143	ARG	NE-CZ-NH1	11.79	126.19	120.30
1	hu	97	ARG	NE-CZ-NH2	-11.79	114.41	120.30
1	9O	173	ARG	NE-CZ-NH2	-11.79	114.41	120.30
1	eg	167	ARG	NE-CZ-NH1	11.79	126.19	120.30
1	3l	154	ARG	NE-CZ-NH1	11.79	126.19	120.30
1	7F	164	TYR	CB-CG-CD1	11.78	128.07	121.00
1	7R	167	ARG	NE-CZ-NH2	-11.79	114.41	120.30
1	bb	167	ARG	NE-CZ-NH2	-11.79	114.41	120.30

Continued on next page...

Continued from previous page...

Mol	Chain	Res	Type	Atoms	Z	Observed(°)	Ideal(°)
1	eE	173	ARG	NE-CZ-NH1	11.79	126.19	120.30
1	4W	154	ARG	NE-CZ-NH1	11.78	126.19	120.30
1	fr	167	ARG	NE-CZ-NH1	11.78	126.19	120.30
1	a5	82	ARG	NE-CZ-NH2	-11.78	114.41	120.30
1	kd	229	ARG	NE-CZ-NH2	-11.78	114.41	120.30
1	4B	173	ARG	NE-CZ-NH1	11.78	126.19	120.30
1	lD	173	ARG	NE-CZ-NH2	-11.78	114.41	120.30
1	6u	82	ARG	NE-CZ-NH1	11.78	126.19	120.30
1	6R	97	ARG	NE-CZ-NH2	-11.78	114.41	120.30
1	7n	162	ARG	NE-CZ-NH1	11.78	126.19	120.30
1	9b	173	ARG	NE-CZ-NH1	11.78	126.19	120.30
1	eY	173	ARG	NE-CZ-NH2	11.78	126.19	120.30
1	k7	229	ARG	NE-CZ-NH2	-11.78	114.41	120.30
1	ay	229	ARG	NE-CZ-NH2	11.78	126.19	120.30
1	G	18	ARG	NE-CZ-NH1	-11.78	114.41	120.30
1	h2	32	PHE	CB-CG-CD2	-11.78	112.56	120.80
1	jj	82	ARG	NE-CZ-NH2	11.78	126.19	120.30
1	59	169	TYR	CB-CG-CD2	11.78	128.06	121.00
1	5u	229	ARG	NE-CZ-NH2	-11.78	114.41	120.30
1	c2	161	PHE	CB-CG-CD1	-11.78	112.56	120.80
1	3W	132	ARG	NE-CZ-NH1	11.77	126.19	120.30
1	ed	163	ASP	CB-CG-OD2	-11.77	107.70	118.30
1	kn	82	ARG	NE-CZ-NH1	11.77	126.19	120.30
1	kM	167	ARG	NE-CZ-NH1	-11.77	114.41	120.30
1	eo	162	ARG	NE-CZ-NH1	11.77	126.19	120.30
1	hq	100	ARG	NE-CZ-NH2	-11.77	114.42	120.30
1	c5	169	TYR	CB-CG-CD1	-11.77	113.94	121.00
1	dv	173	ARG	NE-CZ-NH1	11.77	126.18	120.30
1	dy	18	ARG	NE-CZ-NH2	11.77	126.18	120.30
1	fd	143	ARG	NE-CZ-NH1	11.77	126.18	120.30
1	fC	162	ARG	NE-CZ-NH2	-11.77	114.42	120.30
1	hl	167	ARG	NE-CZ-NH2	-11.76	114.42	120.30
1	iM	100	ARG	NE-CZ-NH2	-11.76	114.42	120.30
1	jT	100	ARG	NE-CZ-NH2	-11.76	114.42	120.30
1	km	97	ARG	NE-CZ-NH1	-11.76	114.42	120.30
1	3M	132	ARG	NE-CZ-NH1	11.76	126.18	120.30
1	8T	162	ARG	NE-CZ-NH2	-11.76	114.42	120.30
1	43	132	ARG	NE-CZ-NH2	-11.76	114.42	120.30
1	9t	143	ARG	NE-CZ-NH2	-11.76	114.42	120.30
1	43	229	ARG	NE-CZ-NH2	-11.76	114.42	120.30
1	ab	167	ARG	NE-CZ-NH2	-11.76	114.42	120.30
1	fu	18	ARG	NE-CZ-NH1	11.76	126.18	120.30

Continued on next page...

Continued from previous page...

Mol	Chain	Res	Type	Atoms	Z	Observed(°)	Ideal(°)
1	jh	82	ARG	NE-CZ-NH1	11.76	126.18	120.30
1	jT	173	ARG	NE-CZ-NH1	11.76	126.18	120.30
1	ig	18	ARG	NE-CZ-NH1	11.75	126.18	120.30
1	jU	149	SER	N-CA-CB	11.75	128.13	110.50
1	l3	167	ARG	NE-CZ-NH1	11.75	126.18	120.30
1	3O	167	ARG	NE-CZ-NH1	11.75	126.18	120.30
1	9U	143	ARG	NE-CZ-NH1	11.75	126.18	120.30
1	al	18	ARG	NE-CZ-NH1	11.75	126.18	120.30
1	19	197	ASP	CB-CG-OD1	-11.75	107.72	118.30
1	e3	143	ARG	NE-CZ-NH1	11.75	126.18	120.30
1	k3	18	ARG	NE-CZ-NH1	11.75	126.18	120.30
1	cl	97	ARG	NE-CZ-NH1	11.75	126.17	120.30
1	1x	18	ARG	NE-CZ-NH1	11.75	126.18	120.30
1	cG	173	ARG	NE-CZ-NH1	11.75	126.17	120.30
1	iE	100	ARG	NE-CZ-NH1	11.75	126.17	120.30
1	j3	18	ARG	NE-CZ-NH1	11.75	126.17	120.30
1	jV	145	TYR	CB-CG-CD1	11.75	128.05	121.00
1	km	154	ARG	NE-CZ-NH2	-11.75	114.43	120.30
1	4r	229	ARG	NE-CZ-NH2	11.75	126.17	120.30
1	4J	169	TYR	CB-CG-CD2	-11.75	113.95	121.00
1	7C	18	ARG	NE-CZ-NH1	11.75	126.17	120.30
1	es	82	ARG	NE-CZ-NH2	11.74	126.17	120.30
1	3h	229	ARG	NE-CZ-NH1	11.74	126.17	120.30
1	42	97	ARG	NE-CZ-NH1	11.74	126.17	120.30
1	a6	169	TYR	CB-CG-CD2	-11.74	113.95	121.00
1	dy	162	ARG	NE-CZ-NH2	-11.74	114.43	120.30
1	io	164	TYR	CB-CG-CD2	11.74	128.04	121.00
1	7y	97	ARG	NE-CZ-NH2	11.74	126.17	120.30
1	7N	18	ARG	NE-CZ-NH2	-11.74	114.43	120.30
1	12	173	ARG	NE-CZ-NH1	11.74	126.17	120.30
1	aC	145	TYR	CB-CG-CD1	-11.74	113.96	121.00
1	4L	100	ARG	NE-CZ-NH1	11.74	126.17	120.30
1	6a	163	ASP	CB-CG-OD1	11.74	128.86	118.30
1	bx	132	ARG	NE-CZ-NH1	11.74	126.17	120.30
1	ci	18	ARG	NE-CZ-NH2	-11.74	114.43	120.30
1	eb	173	ARG	NE-CZ-NH2	-11.74	114.43	120.30
1	gy	100	ARG	NE-CZ-NH2	-11.73	114.43	120.30
1	jM	161	PHE	CB-CG-CD2	-11.73	112.59	120.80
1	ll	162	ARG	NE-CZ-NH1	11.73	126.17	120.30
1	2B	145	TYR	CB-CG-CD1	-11.73	113.96	121.00
1	kw	229	ARG	NE-CZ-NH1	11.73	126.16	120.30
1	ca	145	TYR	CB-CG-CD2	11.73	128.04	121.00

Continued on next page...

Continued from previous page...

Mol	Chain	Res	Type	Atoms	Z	Observed(°)	Ideal(°)
1	iA	143	ARG	NE-CZ-NH1	11.72	126.16	120.30
1	6Q	18	ARG	NE-CZ-NH1	11.72	126.16	120.30
1	8H	167	ARG	NE-CZ-NH2	-11.72	114.44	120.30
1	lK	145	TYR	CB-CG-CD2	11.72	128.03	121.00
1	4z	162	ARG	NE-CZ-NH1	11.72	126.16	120.30
1	93	167	ARG	NE-CZ-NH2	-11.72	114.44	120.30
1	dk	173	ARG	NE-CZ-NH2	-11.72	114.44	120.30
1	eU	173	ARG	NE-CZ-NH1	11.72	126.16	120.30
1	E	163	ASP	CB-CG-OD1	11.72	128.85	118.30
1	9e	132	ARG	NE-CZ-NH1	11.72	126.16	120.30
1	cj	82	ARG	NE-CZ-NH1	11.72	126.16	120.30
1	3j	132	ARG	NE-CZ-NH1	11.72	126.16	120.30
1	57	100	ARG	NE-CZ-NH2	-11.72	114.44	120.30
1	lo	145	TYR	CB-CG-CD1	-11.72	113.97	121.00
1	5n	154	ARG	NE-CZ-NH1	11.72	126.16	120.30
1	9F	82	ARG	NE-CZ-NH1	11.72	126.16	120.30
1	bx	130	TYR	CB-CG-CD2	-11.72	113.97	121.00
1	3I	40	PHE	CB-CG-CD1	-11.72	112.60	120.80
1	18	97	ARG	NE-CZ-NH2	-11.72	114.44	120.30
1	2t	229	ARG	NE-CZ-NH2	-11.71	114.44	120.30
1	6h	167	ARG	NE-CZ-NH2	-11.71	114.44	120.30
1	8m	97	ARG	NE-CZ-NH2	-11.71	114.44	120.30
1	94	154	ARG	NE-CZ-NH1	11.71	126.16	120.30
1	dh	82	ARG	NE-CZ-NH2	-11.71	114.44	120.30
1	gL	173	ARG	NE-CZ-NH1	11.71	126.16	120.30
1	lQ	82	ARG	NE-CZ-NH1	11.71	126.16	120.30
1	ll	100	ARG	NE-CZ-NH2	-11.71	114.44	120.30
1	8I	164	TYR	CB-CG-CD2	-11.71	113.97	121.00
1	lf	100	ARG	NE-CZ-NH1	11.71	126.16	120.30
1	gU	143	ARG	NE-CZ-NH1	11.71	126.15	120.30
1	hM	229	ARG	NE-CZ-NH1	11.71	126.15	120.30
1	5Z	154	ARG	NE-CZ-NH1	11.71	126.15	120.30
1	6Y	162	ARG	NE-CZ-NH1	11.71	126.15	120.30
1	7t	18	ARG	NE-CZ-NH1	11.71	126.15	120.30
1	a	162	ARG	NE-CZ-NH2	-11.71	114.45	120.30
1	hs	229	ARG	NE-CZ-NH1	11.71	126.15	120.30
1	lO	130	TYR	CB-CG-CD2	-11.70	113.98	121.00
1	60	97	ARG	NE-CZ-NH2	-11.70	114.45	120.30
1	8c	18	ARG	NE-CZ-NH1	11.71	126.15	120.30
1	9L	145	TYR	CB-CG-CD1	11.71	128.02	121.00
1	fr	130	TYR	CB-CG-CD1	11.71	128.02	121.00
1	gQ	164	TYR	CB-CG-CD1	-11.70	113.98	121.00

Continued on next page...

Continued from previous page...

Mol	Chain	Res	Type	Atoms	Z	Observed(°)	Ideal(°)
1	fI	143	ARG	NE-CZ-NH1	11.70	126.15	120.30
1	4	161	PHE	CB-CG-CD1	-11.70	112.61	120.80
1	lP	132	ARG	NE-CZ-NH1	11.70	126.15	120.30
1	6m	167	ARG	NE-CZ-NH1	11.70	126.15	120.30
1	eO	229	ARG	NE-CZ-NH1	11.70	126.15	120.30
1	eR	97	ARG	NE-CZ-NH1	11.70	126.15	120.30
1	2D	18	ARG	NE-CZ-NH2	-11.70	114.45	120.30
1	4k	18	ARG	NE-CZ-NH2	11.70	126.15	120.30
1	4E	82	ARG	NE-CZ-NH1	11.70	126.15	120.30
1	4N	154	ARG	NE-CZ-NH2	-11.70	114.45	120.30
1	bL	229	ARG	NE-CZ-NH1	11.70	126.15	120.30
1	eK	132	ARG	NE-CZ-NH1	11.70	126.15	120.30
1	lv	100	ARG	NE-CZ-NH2	11.70	126.15	120.30
1	g5	162	ARG	NE-CZ-NH1	11.70	126.15	120.30
1	6K	97	ARG	NE-CZ-NH2	-11.70	114.45	120.30
1	5j	229	ARG	NE-CZ-NH2	-11.69	114.45	120.30
1	f3	162	ARG	NE-CZ-NH1	11.70	126.15	120.30
1	hR	173	ARG	NE-CZ-NH1	-11.69	114.45	120.30
1	ir	132	ARG	NE-CZ-NH1	11.69	126.14	120.30
1	6l	97	ARG	NE-CZ-NH2	-11.69	114.45	120.30
1	7N	18	ARG	NE-CZ-NH1	11.69	126.15	120.30
1	at	143	ARG	NE-CZ-NH1	11.69	126.15	120.30
1	6W	82	ARG	NE-CZ-NH2	-11.69	114.45	120.30
1	7g	162	ARG	NE-CZ-NH1	11.69	126.14	120.30
1	8y	173	ARG	NE-CZ-NH2	-11.69	114.46	120.30
1	aK	162	ARG	NE-CZ-NH2	-11.69	114.46	120.30
1	bO	229	ARG	NE-CZ-NH1	11.69	126.14	120.30
1	gO	173	ARG	NE-CZ-NH1	11.69	126.14	120.30
1	3F	130	TYR	CB-CG-CD2	11.69	128.01	121.00
1	4S	82	ARG	NE-CZ-NH2	-11.69	114.46	120.30
1	50	229	ARG	NE-CZ-NH1	11.69	126.14	120.30
1	bH	173	ARG	NE-CZ-NH2	-11.69	114.46	120.30
1	eX	100	ARG	NE-CZ-NH2	-11.69	114.46	120.30
1	gL	100	ARG	NE-CZ-NH1	11.68	126.14	120.30
1	8W	132	ARG	NE-CZ-NH2	-11.68	114.46	120.30
1	fu	100	ARG	NE-CZ-NH1	11.68	126.14	120.30
1	5E	100	ARG	NE-CZ-NH1	11.68	126.14	120.30
1	63	132	ARG	NE-CZ-NH1	11.68	126.14	120.30
1	cQ	132	ARG	NE-CZ-NH2	-11.68	114.46	120.30
1	1D	100	ARG	NE-CZ-NH1	11.68	126.14	120.30
1	7a	229	ARG	NE-CZ-NH1	11.68	126.14	120.30
1	5Q	100	ARG	NE-CZ-NH1	11.67	126.14	120.30

Continued on next page...

Continued from previous page...

Mol	Chain	Res	Type	Atoms	Z	Observed(°)	Ideal(°)
1	gN	173	ARG	NE-CZ-NH1	11.67	126.14	120.30
1	lE	97	ARG	NE-CZ-NH1	11.67	126.14	120.30
1	36	229	ARG	NE-CZ-NH2	-11.67	114.46	120.30
1	5N	100	ARG	NE-CZ-NH2	-11.67	114.46	120.30
1	6d	167	ARG	NE-CZ-NH2	-11.67	114.46	120.30
1	aQ	18	ARG	NE-CZ-NH1	11.67	126.14	120.30
1	1t	229	ARG	NE-CZ-NH1	11.67	126.14	120.30
1	4	143	ARG	NE-CZ-NH2	11.67	126.14	120.30
1	40	162	ARG	NE-CZ-NH1	11.67	126.14	120.30
1	49	130	TYR	CB-CG-CD1	11.67	128.00	121.00
1	4y	229	ARG	NE-CZ-NH2	-11.67	114.47	120.30
1	9z	18	ARG	NE-CZ-NH2	-11.67	114.47	120.30
1	kc	143	ARG	NE-CZ-NH2	-11.67	114.47	120.30
1	1D	164	TYR	CG-CD1-CE1	-11.67	111.97	121.30
1	ah	229	ARG	NE-CZ-NH1	11.67	126.13	120.30
1	be	167	ARG	NE-CZ-NH1	11.67	126.13	120.30
1	bM	173	ARG	NE-CZ-NH1	11.67	126.13	120.30
1	eF	132	ARG	NE-CZ-NH2	-11.67	114.47	120.30
1	dU	143	ARG	NE-CZ-NH1	11.66	126.13	120.30
1	hu	162	ARG	NE-CZ-NH1	11.66	126.13	120.30
1	lq	167	ARG	NE-CZ-NH1	11.66	126.13	120.30
1	4b	100	ARG	NE-CZ-NH1	11.66	126.13	120.30
1	95	18	ARG	NE-CZ-NH2	-11.66	114.47	120.30
1	aT	132	ARG	NE-CZ-NH2	-11.66	114.47	120.30
1	bK	162	ARG	NE-CZ-NH1	11.66	126.13	120.30
1	q	100	ARG	NE-CZ-NH1	11.66	126.13	120.30
1	kH	167	ARG	NE-CZ-NH1	11.66	126.13	120.30
1	4Z	173	ARG	NE-CZ-NH1	11.66	126.13	120.30
1	cz	162	ARG	NE-CZ-NH1	11.66	126.13	120.30
1	dB	154	ARG	NE-CZ-NH2	-11.66	114.47	120.30
1	hM	162	ARG	NE-CZ-NH2	-11.66	114.47	120.30
1	bm	154	ARG	NE-CZ-NH1	11.66	126.13	120.30
1	cQ	167	ARG	NE-CZ-NH1	11.66	126.13	120.30
1	e6	229	ARG	NE-CZ-NH1	11.66	126.13	120.30
1	ek	167	ARG	NE-CZ-NH1	11.66	126.13	120.30
1	2j	32	PHE	CB-CG-CD1	-11.65	112.64	120.80
1	5J	167	ARG	NE-CZ-NH1	11.65	126.13	120.30
1	34	18	ARG	NE-CZ-NH2	-11.65	114.47	120.30
1	6k	167	ARG	NE-CZ-NH1	11.65	126.13	120.30
1	6D	229	ARG	NH1-CZ-NH2	-11.65	106.58	119.40
1	aw	97	ARG	NE-CZ-NH1	11.65	126.12	120.30
1	1d	154	ARG	NE-CZ-NH1	11.65	126.12	120.30

Continued on next page...

Continued from previous page...

Mol	Chain	Res	Type	Atoms	Z	Observed(°)	Ideal(°)
1	hE	167	ARG	NE-CZ-NH1	-11.65	114.48	120.30
1	kv	229	ARG	NE-CZ-NH2	-11.65	114.48	120.30
1	7j	82	ARG	NE-CZ-NH2	-11.65	114.48	120.30
1	cM	143	ARG	NE-CZ-NH1	11.65	126.12	120.30
1	fT	82	ARG	NE-CZ-NH1	11.65	126.12	120.30
1	jH	229	ARG	NE-CZ-NH1	11.64	126.12	120.30
1	4H	167	ARG	NE-CZ-NH1	11.64	126.12	120.30
1	4L	130	TYR	CB-CG-CD1	11.64	127.99	121.00
1	8j	173	ARG	NE-CZ-NH1	11.64	126.12	120.30
1	8v	97	ARG	NE-CZ-NH1	11.64	126.12	120.30
1	cB	166	ASP	CB-CG-OD2	11.64	128.78	118.30
1	8t	154	ARG	NE-CZ-NH2	-11.64	114.48	120.30
1	8Z	100	ARG	NE-CZ-NH2	-11.64	114.48	120.30
1	en	40	PHE	CB-CG-CD1	-11.64	112.65	120.80
1	4t	173	ARG	NE-CZ-NH2	11.64	126.12	120.30
1	7S	173	ARG	NE-CZ-NH1	11.64	126.12	120.30
1	9B	40	PHE	CB-CG-CD2	-11.64	112.65	120.80
1	dX	143	ARG	NE-CZ-NH1	11.64	126.12	120.30
1	jb	173	ARG	NE-CZ-NH2	-11.63	114.48	120.30
1	kV	18	ARG	NE-CZ-NH1	11.63	126.12	120.30
1	12	162	ARG	NE-CZ-NH2	-11.63	114.48	120.30
1	I	167	ARG	NE-CZ-NH2	-11.63	114.48	120.30
1	jf	32	PHE	CB-CG-CD1	11.63	128.94	120.80
1	4g	97	ARG	NE-CZ-NH2	-11.63	114.48	120.30
1	5Y	18	ARG	NE-CZ-NH2	-11.63	114.48	120.30
1	6t	173	ARG	NE-CZ-NH2	-11.63	114.48	120.30
1	8j	18	ARG	NE-CZ-NH2	-11.63	114.48	120.30
1	fA	162	ARG	NE-CZ-NH2	-11.63	114.48	120.30
1	1I	229	ARG	NE-CZ-NH2	-11.63	114.48	120.30
1	5x	169	TYR	CB-CG-CD1	-11.63	114.02	121.00
1	5y	143	ARG	NE-CZ-NH2	-11.63	114.48	120.30
1	cI	154	ARG	NE-CZ-NH2	-11.63	114.48	120.30
1	hX	154	ARG	NE-CZ-NH2	11.63	126.11	120.30
1	3h	162	ARG	NE-CZ-NH2	11.63	126.11	120.30
1	dU	164	TYR	CB-CG-CD1	-11.63	114.02	121.00
1	8n	229	ARG	NE-CZ-NH2	11.62	126.11	120.30
1	64	18	ARG	NE-CZ-NH2	-11.62	114.49	120.30
1	ka	167	ARG	NE-CZ-NH1	11.62	126.11	120.30
1	em	143	ARG	NE-CZ-NH1	-11.62	114.49	120.30
1	jC	168	PHE	CB-CG-CD2	11.62	128.93	120.80
1	5N	132	ARG	NE-CZ-NH1	11.62	126.11	120.30
1	A	229	ARG	NE-CZ-NH1	11.62	126.11	120.30

Continued on next page...

Continued from previous page...

Mol	Chain	Res	Type	Atoms	Z	Observed(°)	Ideal(°)
1	ja	221	VAL	CA-CB-CG2	-11.62	93.47	110.90
1	7l	162	ARG	NE-CZ-NH1	11.62	126.11	120.30
1	li	154	ARG	NE-CZ-NH1	11.62	126.11	120.30
1	eS	132	ARG	NE-CZ-NH2	-11.62	114.49	120.30
1	fG	100	ARG	NE-CZ-NH1	11.61	126.11	120.30
1	bD	132	ARG	NE-CZ-NH1	11.61	126.11	120.30
1	fN	100	ARG	NE-CZ-NH1	11.61	126.11	120.30
1	jf	169	TYR	CB-CG-CD1	-11.61	114.03	121.00
1	26	100	ARG	NE-CZ-NH1	11.61	126.11	120.30
1	im	145	TYR	CB-CG-CD1	-11.61	114.03	121.00
1	1X	167	ARG	NE-CZ-NH2	-11.61	114.50	120.30
1	6y	154	ARG	NE-CZ-NH2	-11.61	114.50	120.30
1	7x	173	ARG	NE-CZ-NH2	-11.61	114.50	120.30
1	e	100	ARG	NE-CZ-NH1	11.61	126.10	120.30
1	hA	82	ARG	NE-CZ-NH2	-11.61	114.50	120.30
1	jO	100	ARG	NE-CZ-NH2	-11.61	114.50	120.30
1	bX	229	ARG	NE-CZ-NH1	11.61	126.10	120.30
1	8q	82	ARG	NE-CZ-NH1	11.61	126.10	120.30
1	kz	173	ARG	NE-CZ-NH1	11.60	126.10	120.30
1	1b	143	ARG	NE-CZ-NH1	11.60	126.10	120.30
1	h7	82	ARG	NE-CZ-NH2	11.60	126.10	120.30
1	aW	100	ARG	NE-CZ-NH2	-11.60	114.50	120.30
1	hC	18	ARG	NE-CZ-NH1	11.60	126.10	120.30
1	ib	132	ARG	NE-CZ-NH2	-11.60	114.50	120.30
1	1U	97	ARG	NE-CZ-NH2	-11.60	114.50	120.30
1	3T	18	ARG	NE-CZ-NH1	11.60	126.10	120.30
1	a2	154	ARG	NE-CZ-NH1	11.60	126.10	120.30
1	hB	229	ARG	NE-CZ-NH1	11.60	126.10	120.30
1	iJ	229	ARG	NE-CZ-NH1	11.60	126.10	120.30
1	ig	169	TYR	CB-CG-CD1	11.60	127.96	121.00
1	7l	100	ARG	NE-CZ-NH2	11.60	126.10	120.30
1	9x	18	ARG	NE-CZ-NH1	11.60	126.10	120.30
1	9B	162	ARG	NE-CZ-NH1	11.60	126.10	120.30
1	32	145	TYR	CB-CG-CD2	11.59	127.96	121.00
1	cK	163	ASP	CB-CG-OD1	11.59	128.74	118.30
1	c	143	ARG	NE-CZ-NH1	11.59	126.10	120.30
1	Y	167	ARG	NE-CZ-NH2	-11.59	114.50	120.30
1	ko	97	ARG	NE-CZ-NH1	11.59	126.09	120.30
1	5m	132	ARG	NE-CZ-NH2	-11.59	114.50	120.30
1	63	143	ARG	NE-CZ-NH2	-11.59	114.51	120.30
1	ka	18	ARG	NE-CZ-NH2	-11.59	114.51	120.30
1	6k	18	ARG	NE-CZ-NH1	11.59	126.09	120.30

Continued on next page...

Continued from previous page...

Mol	Chain	Res	Type	Atoms	Z	Observed(°)	Ideal(°)
1	6W	173	ARG	NE-CZ-NH1	11.59	126.09	120.30
1	hh	229	ARG	NE-CZ-NH1	11.58	126.09	120.30
1	bP	143	ARG	NE-CZ-NH1	11.58	126.09	120.30
1	ho	100	ARG	NE-CZ-NH2	-11.58	114.51	120.30
1	7x	130	TYR	CB-CG-CD1	-11.58	114.05	121.00
1	aA	82	ARG	NE-CZ-NH1	11.58	126.09	120.30
1	4L	82	ARG	NE-CZ-NH1	11.58	126.09	120.30
1	5o	103	ASP	CB-CG-OD1	11.58	128.72	118.30
1	8t	97	ARG	NE-CZ-NH1	11.58	126.09	120.30
1	dt	100	ARG	NE-CZ-NH1	11.58	126.09	120.30
1	bi	173	ARG	NE-CZ-NH2	-11.58	114.51	120.30
1	cB	162	ARG	NE-CZ-NH2	-11.58	114.51	120.30
1	eB	154	ARG	NE-CZ-NH2	-11.58	114.51	120.30
1	kM	82	ARG	NE-CZ-NH2	-11.57	114.51	120.30
1	4d	32	PHE	CB-CG-CD1	-11.57	112.70	120.80
1	9y	143	ARG	NE-CZ-NH2	11.57	126.09	120.30
1	bW	169	TYR	CB-CG-CD2	11.57	127.94	121.00
1	Q	18	ARG	NE-CZ-NH1	11.57	126.09	120.30
1	cM	100	ARG	NE-CZ-NH1	11.57	126.09	120.30
1	3o	167	ARG	NE-CZ-NH1	11.57	126.09	120.30
1	hZ	100	ARG	NE-CZ-NH2	11.57	126.08	120.30
1	2r	162	ARG	NE-CZ-NH1	11.57	126.08	120.30
1	cb	130	TYR	CB-CG-CD2	-11.57	114.06	121.00
1	gE	97	ARG	NE-CZ-NH2	-11.57	114.52	120.30
1	7k	97	ARG	NE-CZ-NH2	-11.57	114.52	120.30
1	8D	82	ARG	NE-CZ-NH1	11.57	126.08	120.30
1	v	229	ARG	NE-CZ-NH1	11.57	126.08	120.30
1	fG	132	ARG	NE-CZ-NH1	11.56	126.08	120.30
1	gs	161	PHE	CB-CG-CD2	11.56	128.89	120.80
1	e9	143	ARG	NE-CZ-NH1	11.56	126.08	120.30
1	kI	168	PHE	CB-CG-CD1	-11.56	112.71	120.80
1	5R	162	ARG	NE-CZ-NH1	11.56	126.08	120.30
1	8I	167	ARG	NE-CZ-NH2	-11.56	114.52	120.30
1	aU	161	PHE	CB-CG-CD2	11.56	128.89	120.80
1	dK	132	ARG	NE-CZ-NH2	11.56	126.08	120.30
1	fo	97	ARG	NE-CZ-NH2	-11.56	114.52	120.30
1	lt	97	ARG	NE-CZ-NH1	11.56	126.08	120.30
1	35	173	ARG	NE-CZ-NH2	-11.56	114.52	120.30
1	3g	100	ARG	NE-CZ-NH2	-11.56	114.52	120.30
1	4Q	162	ARG	NE-CZ-NH1	11.56	126.08	120.30
1	5a	166	ASP	CB-CG-OD2	11.56	128.70	118.30
1	7x	229	ARG	NE-CZ-NH2	-11.56	114.52	120.30

Continued on next page...

Continued from previous page...

Mol	Chain	Res	Type	Atoms	Z	Observed(°)	Ideal(°)
1	1q	143	ARG	NE-CZ-NH1	11.56	126.08	120.30
1	ff	82	ARG	NE-CZ-NH1	11.56	126.08	120.30
1	gn	229	ARG	NE-CZ-NH1	11.55	126.08	120.30
1	kD	154	ARG	NE-CZ-NH2	-11.55	114.52	120.30
1	76	229	ARG	NE-CZ-NH1	11.55	126.08	120.30
1	7v	132	ARG	NE-CZ-NH2	-11.55	114.52	120.30
1	9g	164	TYR	CB-CG-CD2	-11.55	114.07	121.00
1	3m	145	TYR	CB-CG-CD2	-11.55	114.07	121.00
1	ie	173	ARG	NE-CZ-NH2	-11.55	114.53	120.30
1	lr	143	ARG	NE-CZ-NH1	11.55	126.08	120.30
1	43	162	ARG	NE-CZ-NH1	11.55	126.08	120.30
1	6x	173	ARG	NE-CZ-NH1	11.55	126.07	120.30
1	fN	154	ARG	NE-CZ-NH1	11.55	126.08	120.30
1	80	97	ARG	NE-CZ-NH2	-11.55	114.53	120.30
1	by	167	ARG	NE-CZ-NH2	-11.55	114.53	120.30
1	1v	162	ARG	NE-CZ-NH1	11.55	126.07	120.30
1	hO	130	TYR	CB-CG-CD2	-11.54	114.07	121.00
1	45	154	ARG	NE-CZ-NH2	-11.55	114.53	120.30
1	7b	132	ARG	NE-CZ-NH2	-11.55	114.53	120.30
1	dN	162	ARG	NE-CZ-NH1	11.55	126.07	120.30
1	lR	173	ARG	NE-CZ-NH1	11.54	126.07	120.30
1	1D	82	ARG	NE-CZ-NH1	11.54	126.07	120.30
1	8U	97	ARG	NE-CZ-NH1	11.54	126.07	120.30
1	4y	40	PHE	CB-CG-CD1	-11.54	112.72	120.80
1	4L	145	TYR	CB-CG-CD1	11.54	127.92	121.00
1	78	97	ARG	NE-CZ-NH1	11.54	126.07	120.30
1	ap	97	ARG	NE-CZ-NH2	11.54	126.07	120.30
1	ft	229	ARG	NE-CZ-NH1	11.54	126.07	120.30
1	iF	168	PHE	CB-CG-CD2	-11.54	112.72	120.80
1	9J	18	ARG	NE-CZ-NH2	-11.54	114.53	120.30
1	14	82	ARG	NE-CZ-NH1	11.54	126.07	120.30
1	e5	40	PHE	CB-CG-CD2	-11.53	112.73	120.80
1	fJ	23	TRP	CB-CG-CD2	11.53	141.59	126.60
1	eP	100	ARG	NE-CZ-NH1	11.53	126.07	120.30
1	h5	229	ARG	NE-CZ-NH1	11.53	126.07	120.30
1	hO	143	ARG	NE-CZ-NH2	-11.53	114.53	120.30
1	3x	163	ASP	CB-CG-OD1	11.53	128.68	118.30
1	3r	97	ARG	NE-CZ-NH1	11.53	126.06	120.30
1	6R	82	ARG	NE-CZ-NH2	11.53	126.06	120.30
1	8D	145	TYR	CB-CG-CD1	-11.53	114.08	121.00
1	ao	162	ARG	NE-CZ-NH2	-11.53	114.53	120.30
1	dt	82	ARG	NE-CZ-NH2	-11.53	114.53	120.30

Continued on next page...

Continued from previous page...

Mol	Chain	Res	Type	Atoms	Z	Observed(°)	Ideal(°)
1	2E	145	TYR	CB-CG-CD1	11.53	127.92	121.00
1	gR	132	ARG	NE-CZ-NH2	-11.53	114.54	120.30
1	iC	132	ARG	NE-CZ-NH2	-11.53	114.54	120.30
1	5p	154	ARG	NE-CZ-NH1	11.53	126.06	120.30
1	6a	97	ARG	NE-CZ-NH2	-11.53	114.54	120.30
1	6h	97	ARG	NE-CZ-NH2	-11.53	114.54	120.30
1	8l	162	ARG	NE-CZ-NH2	-11.53	114.54	120.30
1	cL	18	ARG	NE-CZ-NH1	11.53	126.06	120.30
1	em	130	TYR	CB-CG-CD1	11.53	127.92	121.00
1	hh	100	ARG	NE-CZ-NH1	11.52	126.06	120.30
1	hu	162	ARG	NE-CZ-NH2	-11.52	114.54	120.30
1	hF	97	ARG	NE-CZ-NH1	11.52	126.06	120.30
1	9R	173	ARG	NE-CZ-NH2	-11.52	114.54	120.30
1	1A	167	ARG	NE-CZ-NH1	11.52	126.06	120.30
1	gx	162	ARG	NE-CZ-NH1	-11.52	114.54	120.30
1	7j	82	ARG	NE-CZ-NH1	11.52	126.06	120.30
1	7N	97	ARG	NE-CZ-NH1	11.52	126.06	120.30
1	eT	229	ARG	NE-CZ-NH1	11.52	126.06	120.30
1	gi	173	ARG	NE-CZ-NH2	-11.52	114.54	120.30
1	6W	154	ARG	NH1-CZ-NH2	-11.52	106.73	119.40
1	kk	167	ARG	NE-CZ-NH1	11.52	126.06	120.30
1	8q	132	ARG	NE-CZ-NH2	-11.52	114.54	120.30
1	bk	18	ARG	NE-CZ-NH1	11.52	126.06	120.30
1	iw	154	ARG	NE-CZ-NH2	-11.51	114.54	120.30
1	lj	40	PHE	CB-CG-CD1	-11.51	112.74	120.80
1	3b	229	ARG	NE-CZ-NH2	-11.51	114.54	120.30
1	3G	143	ARG	NE-CZ-NH1	11.51	126.06	120.30
1	9r	100	ARG	NE-CZ-NH2	-11.51	114.54	120.30
1	9F	132	ARG	NE-CZ-NH1	11.51	126.06	120.30
1	ap	82	ARG	NE-CZ-NH1	11.51	126.06	120.30
1	R	82	ARG	NE-CZ-NH1	11.51	126.06	120.30
1	lN	130	TYR	CB-CG-CD2	-11.51	114.09	121.00
1	bk	100	ARG	NE-CZ-NH2	-11.51	114.55	120.30
1	d7	100	ARG	NE-CZ-NH2	-11.51	114.55	120.30
1	ec	173	ARG	NE-CZ-NH1	11.51	126.06	120.30
1	78	167	ARG	NE-CZ-NH2	-11.51	114.55	120.30
1	hl	143	ARG	NE-CZ-NH2	-11.51	114.55	120.30
1	1W	132	ARG	NE-CZ-NH1	11.51	126.05	120.30
1	cn	18	ARG	NE-CZ-NH2	-11.51	114.55	120.30
1	L	97	ARG	NE-CZ-NH2	-11.51	114.55	120.30
1	kS	97	ARG	NE-CZ-NH2	11.50	126.05	120.30
1	2Y	229	ARG	NE-CZ-NH2	-11.50	114.55	120.30

Continued on next page...

Continued from previous page...

Mol	Chain	Res	Type	Atoms	Z	Observed(°)	Ideal(°)
1	8P	162	ARG	NE-CZ-NH1	11.50	126.05	120.30
1	g7	162	ARG	NE-CZ-NH2	-11.50	114.55	120.30
1	jt	97	ARG	NE-CZ-NH2	11.50	126.05	120.30
1	l9	173	ARG	NE-CZ-NH1	11.50	126.05	120.30
1	3R	82	ARG	NE-CZ-NH1	11.50	126.05	120.30
1	k	40	PHE	CB-CG-CD2	11.50	128.85	120.80
1	gq	167	ARG	NE-CZ-NH2	-11.50	114.55	120.30
1	4r	162	ARG	NE-CZ-NH2	-11.50	114.55	120.30
1	ex	154	ARG	NE-CZ-NH1	11.50	126.05	120.30
1	5O	143	ARG	NE-CZ-NH2	11.50	126.05	120.30
1	bE	132	ARG	NE-CZ-NH2	-11.50	114.55	120.30
1	dv	132	ARG	NE-CZ-NH2	-11.50	114.55	120.30
1	j	229	ARG	NE-CZ-NH2	-11.50	114.55	120.30
1	4	130	TYR	CB-CG-CD2	11.50	127.90	121.00
1	ie	82	ARG	NE-CZ-NH2	-11.49	114.55	120.30
1	iQ	154	ARG	NE-CZ-NH1	11.49	126.05	120.30
1	5l	161	PHE	CB-CG-CD1	11.49	128.85	120.80
1	iR	154	ARG	NE-CZ-NH2	-11.49	114.55	120.30
1	2C	163	ASP	CB-CG-OD1	11.49	128.64	118.30
1	ff	145	TYR	CB-CG-CD2	11.49	127.90	121.00
1	7C	82	ARG	NE-CZ-NH1	11.49	126.05	120.30
1	1t	154	ARG	NE-CZ-NH1	11.49	126.05	120.30
1	7H	143	ARG	NE-CZ-NH2	-11.49	114.56	120.30
1	d8	162	ARG	NE-CZ-NH2	-11.49	114.56	120.30
1	kc	154	ARG	NE-CZ-NH1	11.49	126.04	120.30
1	e0	167	ARG	NE-CZ-NH1	11.49	126.04	120.30
1	iQ	162	ARG	NE-CZ-NH2	-11.48	114.56	120.30
1	hy	164	TYR	CB-CG-CD1	-11.48	114.11	121.00
1	cv	143	ARG	NE-CZ-NH1	11.48	126.04	120.30
1	dq	173	ARG	NE-CZ-NH1	11.48	126.04	120.30
1	8r	167	ARG	NE-CZ-NH2	-11.48	114.56	120.30
1	7y	167	ARG	NE-CZ-NH1	11.48	126.04	120.30
1	1K	82	ARG	NE-CZ-NH1	11.48	126.04	120.30
1	aO	132	ARG	NE-CZ-NH1	11.48	126.04	120.30
1	g9	167	ARG	NE-CZ-NH2	-11.48	114.56	120.30
1	ko	229	ARG	NE-CZ-NH2	-11.48	114.56	120.30
1	kF	100	ARG	NE-CZ-NH1	11.48	126.04	120.30
1	2Z	130	TYR	CB-CG-CD2	-11.48	114.11	121.00
1	4I	143	ARG	NE-CZ-NH2	-11.48	114.56	120.30
1	6s	97	ARG	NE-CZ-NH1	11.48	126.04	120.30
1	aB	82	ARG	NE-CZ-NH1	11.48	126.04	120.30
1	J	130	TYR	CB-CG-CD1	-11.48	114.11	121.00

Continued on next page...

Continued from previous page...

Mol	Chain	Res	Type	Atoms	Z	Observed(°)	Ideal(°)
1	fK	143	ARG	NE-CZ-NH1	11.47	126.04	120.30
1	i9	145	TYR	CB-CG-CD1	11.47	127.88	121.00
1	45	97	ARG	NE-CZ-NH1	11.47	126.04	120.30
1	64	143	ARG	NE-CZ-NH1	11.47	126.03	120.30
1	F	18	ARG	NE-CZ-NH2	-11.47	114.56	120.30
1	6z	173	ARG	NE-CZ-NH1	11.47	126.03	120.30
1	M	173	ARG	NE-CZ-NH1	11.47	126.03	120.30
1	it	167	ARG	NE-CZ-NH2	-11.47	114.56	120.30
1	c9	130	TYR	CB-CG-CD2	-11.47	114.12	121.00
1	5h	143	ARG	NE-CZ-NH1	11.47	126.03	120.30
1	9R	173	ARG	NE-CZ-NH1	11.47	126.03	120.30
1	D	143	ARG	NH1-CZ-NH2	-11.47	106.79	119.40
1	hd	143	ARG	NE-CZ-NH2	-11.46	114.57	120.30
1	cY	143	ARG	NE-CZ-NH1	11.46	126.03	120.30
1	ex	97	ARG	NE-CZ-NH1	11.46	126.03	120.30
1	4U	82	ARG	NE-CZ-NH1	11.46	126.03	120.30
1	5t	82	ARG	NE-CZ-NH1	11.46	126.03	120.30
1	ff	229	ARG	NE-CZ-NH1	11.46	126.03	120.30
1	io	143	ARG	NE-CZ-NH1	11.46	126.03	120.30
1	5J	229	ARG	NE-CZ-NH1	11.46	126.03	120.30
1	dL	145	TYR	CB-CG-CD1	-11.46	114.12	121.00
1	eN	132	ARG	NE-CZ-NH2	-11.46	114.57	120.30
1	g0	97	ARG	NE-CZ-NH1	11.46	126.03	120.30
1	iV	132	ARG	NE-CZ-NH1	11.46	126.03	120.30
1	jR	100	ARG	NE-CZ-NH1	11.46	126.03	120.30
1	68	18	ARG	NE-CZ-NH1	11.46	126.03	120.30
1	6G	97	ARG	NE-CZ-NH1	11.46	126.03	120.30
1	9w	167	ARG	NE-CZ-NH2	-11.46	114.57	120.30
1	be	100	ARG	NE-CZ-NH1	11.46	126.03	120.30
1	fM	169	TYR	CB-CG-CD2	-11.46	114.13	121.00
1	gK	169	TYR	CB-CG-CD1	-11.46	114.13	121.00
1	dO	18	ARG	NE-CZ-NH2	-11.46	114.57	120.30
1	fN	143	ARG	NE-CZ-NH2	11.46	126.03	120.30
1	8W	100	ARG	NE-CZ-NH1	11.45	126.03	120.30
1	Q	130	TYR	CB-CG-CD2	-11.45	114.13	121.00
1	be	130	TYR	CB-CG-CD2	-11.45	114.13	121.00
1	ea	132	ARG	NE-CZ-NH2	-11.45	114.57	120.30
1	eQ	216	THR	CA-CB-CG2	-11.45	96.36	112.40
1	4X	229	ARG	NE-CZ-NH1	11.45	126.03	120.30
1	5u	149	SER	N-CA-CB	11.45	127.68	110.50
1	1m	169	TYR	CB-CG-CD1	-11.45	114.13	121.00
1	g1	143	ARG	NE-CZ-NH2	-11.45	114.57	120.30

Continued on next page...

Continued from previous page...

Mol	Chain	Res	Type	Atoms	Z	Observed(°)	Ideal(°)
1	hT	132	ARG	NE-CZ-NH1	11.45	126.03	120.30
1	l0	132	ARG	NE-CZ-NH1	11.45	126.03	120.30
1	2P	97	ARG	NE-CZ-NH2	-11.45	114.58	120.30
1	76	132	ARG	NE-CZ-NH1	11.45	126.02	120.30
1	fP	154	ARG	NE-CZ-NH2	-11.45	114.58	120.30
1	ce	40	PHE	CB-CG-CD1	-11.45	112.79	120.80
1	f5	97	ARG	NE-CZ-NH2	-11.45	114.58	120.30
1	he	132	ARG	NE-CZ-NH1	11.44	126.02	120.30
1	hg	162	ARG	NE-CZ-NH1	11.44	126.02	120.30
1	il	154	ARG	NE-CZ-NH1	-11.44	114.58	120.30
1	jo	143	ARG	NE-CZ-NH1	11.44	126.02	120.30
1	6A	162	ARG	NE-CZ-NH1	11.44	126.02	120.30
1	W	145	TYR	CB-CG-CD1	11.44	127.87	121.00
1	kE	167	ARG	NE-CZ-NH2	-11.44	114.58	120.30
1	aB	100	ARG	NE-CZ-NH2	-11.44	114.58	120.30
1	ip	154	ARG	NE-CZ-NH2	-11.44	114.58	120.30
1	iI	154	ARG	NE-CZ-NH2	-11.44	114.58	120.30
1	ld	162	ARG	NE-CZ-NH2	-11.44	114.58	120.30
1	2A	82	ARG	NE-CZ-NH2	-11.44	114.58	120.30
1	94	132	ARG	NE-CZ-NH1	11.44	126.02	120.30
1	cD	173	ARG	NE-CZ-NH2	11.44	126.02	120.30
1	8l	143	ARG	NE-CZ-NH2	-11.44	114.58	120.30
1	lt	162	ARG	NE-CZ-NH2	-11.44	114.58	120.30
1	lx	229	ARG	NE-CZ-NH2	-11.44	114.58	120.30
1	bG	163	ASP	CB-CG-OD2	-11.44	108.01	118.30
1	kV	164	TYR	CB-CG-CD2	-11.43	114.14	121.00
1	3d	162	ARG	NE-CZ-NH2	-11.43	114.58	120.30
1	3v	97	ARG	NE-CZ-NH2	11.43	126.02	120.30
1	8P	169	TYR	CB-CG-CD2	-11.43	114.14	121.00
1	cC	167	ARG	NE-CZ-NH1	11.43	126.02	120.30
1	eC	97	ARG	NE-CZ-NH2	-11.43	114.58	120.30
1	8M	132	ARG	NE-CZ-NH2	-11.43	114.58	120.30
1	if	164	TYR	CB-CG-CD1	11.43	127.86	121.00
1	bl	168	PHE	CB-CG-CD1	11.43	128.80	120.80
1	cV	168	PHE	CB-CG-CD1	-11.43	112.80	120.80
1	q	100	ARG	NE-CZ-NH2	-11.43	114.59	120.30
1	V	132	ARG	NE-CZ-NH2	-11.43	114.59	120.30
1	jf	229	ARG	NE-CZ-NH2	-11.43	114.59	120.30
1	4m	97	ARG	NE-CZ-NH2	-11.43	114.59	120.30
1	86	18	ARG	NE-CZ-NH2	-11.43	114.59	120.30
1	iy	229	ARG	NE-CZ-NH2	-11.43	114.59	120.30
1	lo	132	ARG	NE-CZ-NH2	-11.43	114.59	120.30

Continued on next page...

Continued from previous page...

Mol	Chain	Res	Type	Atoms	Z	Observed(°)	Ideal(°)
1	7b	100	ARG	NE-CZ-NH2	-11.43	114.59	120.30
1	3I	100	ARG	NE-CZ-NH2	-11.43	114.59	120.30
1	8L	164	TYR	CB-CG-CD1	11.43	127.86	121.00
1	9W	40	PHE	CB-CG-CD2	-11.43	112.80	120.80
1	jO	18	ARG	NE-CZ-NH2	-11.42	114.59	120.30
1	6q	167	ARG	NE-CZ-NH2	-11.42	114.59	120.30
1	6I	143	ARG	NE-CZ-NH1	11.42	126.01	120.30
1	jI	162	ARG	NE-CZ-NH1	11.42	126.01	120.30
1	ab	169	TYR	CB-CG-CD1	-11.42	114.15	121.00
1	dk	173	ARG	NE-CZ-NH1	11.42	126.01	120.30
1	iH	169	TYR	CB-CG-CD1	-11.42	114.15	121.00
1	1V	132	ARG	NE-CZ-NH1	11.42	126.01	120.30
1	cp	100	ARG	NE-CZ-NH2	-11.42	114.59	120.30
1	bH	100	ARG	NE-CZ-NH1	11.42	126.01	120.30
1	g5	164	TYR	CB-CG-CD1	11.42	127.85	121.00
1	0	169	TYR	CB-CG-CD1	-11.42	114.15	121.00
1	hJ	130	TYR	CB-CG-CD2	-11.42	114.15	121.00
1	jI	100	ARG	NE-CZ-NH2	-11.42	114.59	120.30
1	kM	229	ARG	NE-CZ-NH1	11.42	126.01	120.30
1	hq	97	ARG	NE-CZ-NH1	11.42	126.01	120.30
1	kO	82	ARG	NE-CZ-NH1	11.42	126.01	120.30
1	3J	162	ARG	NE-CZ-NH1	11.42	126.01	120.30
1	aR	162	ARG	NE-CZ-NH1	11.42	126.01	120.30
1	bb	169	TYR	CB-CG-CD1	-11.42	114.15	121.00
1	9B	100	ARG	NE-CZ-NH1	11.41	126.01	120.30
1	gS	173	ARG	NE-CZ-NH2	-11.41	114.59	120.30
1	kM	97	ARG	NE-CZ-NH1	11.41	126.01	120.30
1	44	97	ARG	NE-CZ-NH1	11.41	126.01	120.30
1	el	229	ARG	NE-CZ-NH2	-11.41	114.59	120.30
1	6E	132	ARG	NE-CZ-NH1	11.41	126.01	120.30
1	18	154	ARG	NE-CZ-NH1	-11.41	114.59	120.30
1	cS	164	TYR	CB-CG-CD1	11.41	127.85	121.00
1	M	154	ARG	NE-CZ-NH2	-11.41	114.59	120.30
1	h8	132	ARG	NE-CZ-NH1	11.41	126.00	120.30
1	3E	132	ARG	NE-CZ-NH2	-11.41	114.59	120.30
1	aj	154	ARG	NE-CZ-NH2	11.41	126.00	120.30
1	1X	173	ARG	NE-CZ-NH2	-11.41	114.60	120.30
1	12	167	ARG	NE-CZ-NH2	-11.41	114.60	120.30
1	eW	229	ARG	NE-CZ-NH2	-11.41	114.60	120.30
1	jz	18	ARG	NE-CZ-NH2	-11.40	114.60	120.30
1	h1	173	ARG	NE-CZ-NH2	-11.40	114.60	120.30
1	ko	82	ARG	NE-CZ-NH1	11.40	126.00	120.30

Continued on next page...

Continued from previous page...

Mol	Chain	Res	Type	Atoms	Z	Observed(°)	Ideal(°)
1	5r	100	ARG	NE-CZ-NH2	-11.40	114.60	120.30
1	8X	18	ARG	NE-CZ-NH1	11.40	126.00	120.30
1	9O	162	ARG	NE-CZ-NH1	11.40	126.00	120.30
1	eZ	154	ARG	NE-CZ-NH2	-11.40	114.60	120.30
1	hT	145	TYR	CB-CG-CD1	-11.40	114.16	121.00
1	2G	145	TYR	CB-CG-CD2	-11.40	114.16	121.00
1	9v	162	ARG	NE-CZ-NH1	11.40	126.00	120.30
1	gl	82	ARG	NE-CZ-NH1	11.40	126.00	120.30
1	hx	154	ARG	NE-CZ-NH1	11.40	126.00	120.30
1	5k	97	ARG	NE-CZ-NH1	-11.40	114.60	120.30
1	cj	100	ARG	NE-CZ-NH1	11.40	126.00	120.30
1	cu	100	ARG	NE-CZ-NH2	-11.40	114.60	120.30
1	8i	162	ARG	NE-CZ-NH1	11.39	126.00	120.30
1	cM	18	ARG	NE-CZ-NH1	11.39	126.00	120.30
1	22	162	ARG	NE-CZ-NH1	11.39	126.00	120.30
1	fl	82	ARG	NE-CZ-NH1	11.39	126.00	120.30
1	67	132	ARG	NE-CZ-NH1	11.39	126.00	120.30
1	bS	66	MET	CG-SD-CE	-11.39	81.98	100.20
1	jF	145	TYR	CB-CG-CD2	11.39	127.83	121.00
1	jc	100	ARG	NE-CZ-NH2	-11.39	114.61	120.30
1	jf	167	ARG	NE-CZ-NH1	11.39	125.99	120.30
1	2Q	169	TYR	CB-CG-CD1	-11.39	114.17	121.00
1	75	18	ARG	NE-CZ-NH1	11.39	126.00	120.30
1	8b	82	ARG	NE-CZ-NH1	11.39	125.99	120.30
1	eX	154	ARG	NE-CZ-NH1	11.39	125.99	120.30
1	j8	82	ARG	NE-CZ-NH1	11.39	125.99	120.30
1	jy	229	ARG	NE-CZ-NH2	-11.38	114.61	120.30
1	cG	97	ARG	NE-CZ-NH1	11.38	125.99	120.30
1	cP	130	TYR	CB-CG-CD2	-11.39	114.17	121.00
1	cZ	173	ARG	NE-CZ-NH2	-11.38	114.61	120.30
1	V	173	ARG	NE-CZ-NH2	11.38	125.99	120.30
1	bl	168	PHE	CB-CG-CD2	-11.38	112.83	120.80
1	dK	97	ARG	NE-CZ-NH2	-11.38	114.61	120.30
1	9B	143	ARG	NE-CZ-NH2	-11.38	114.61	120.30
1	fp	154	ARG	NE-CZ-NH2	11.38	125.99	120.30
1	7h	132	ARG	NE-CZ-NH1	11.38	125.99	120.30
1	hG	173	ARG	NE-CZ-NH2	-11.38	114.61	120.30
1	8p	32	PHE	CB-CG-CD1	11.38	128.76	120.80
1	dE	100	ARG	NE-CZ-NH1	11.38	125.99	120.30
1	2E	18	ARG	NE-CZ-NH1	11.38	125.99	120.30
1	34	130	TYR	CB-CG-CD1	11.38	127.83	121.00
1	b3	82	ARG	NE-CZ-NH1	11.37	125.99	120.30

Continued on next page...

Continued from previous page...

Mol	Chain	Res	Type	Atoms	Z	Observed(°)	Ideal(°)
1	ld	132	ARG	NE-CZ-NH2	-11.37	114.61	120.30
1	2c	97	ARG	NE-CZ-NH1	11.37	125.99	120.30
1	37	81	ASP	CB-CG-OD1	-11.37	108.06	118.30
1	9u	97	ARG	NE-CZ-NH2	-11.37	114.61	120.30
1	e7	132	ARG	NE-CZ-NH1	11.37	125.98	120.30
1	eH	164	TYR	CB-CG-CD2	-11.37	114.18	121.00
1	fy	167	ARG	NE-CZ-NH2	-11.37	114.61	120.30
1	hl	100	ARG	NE-CZ-NH1	11.37	125.98	120.30
1	iI	167	ARG	NE-CZ-NH2	11.37	125.98	120.30
1	2t	173	ARG	NE-CZ-NH1	11.37	125.98	120.30
1	7R	132	ARG	NE-CZ-NH1	11.37	125.98	120.30
1	gn	82	ARG	NE-CZ-NH1	11.37	125.98	120.30
1	iL	132	ARG	NE-CZ-NH1	11.37	125.98	120.30
1	99	100	ARG	NE-CZ-NH2	-11.37	114.62	120.30
1	by	145	TYR	CB-CG-CD1	-11.37	114.18	121.00
1	dA	82	ARG	NE-CZ-NH1	11.37	125.98	120.30
1	ek	154	ARG	NE-CZ-NH2	-11.37	114.62	120.30
1	78	145	TYR	CB-CG-CD1	-11.36	114.18	121.00
1	89	173	ARG	NE-CZ-NH2	-11.37	114.62	120.30
1	fs	162	ARG	NE-CZ-NH2	-11.37	114.62	120.30
1	jx	82	ARG	NE-CZ-NH1	11.36	125.98	120.30
1	dy	132	ARG	NE-CZ-NH1	11.36	125.98	120.30
1	gk	132	ARG	NE-CZ-NH2	-11.36	114.62	120.30
1	h7	169	TYR	CB-CG-CD2	11.36	127.81	121.00
1	ju	154	ARG	NE-CZ-NH1	11.36	125.98	120.30
1	kJ	100	ARG	NE-CZ-NH1	11.36	125.98	120.30
1	8x	229	ARG	NE-CZ-NH1	11.36	125.98	120.30
1	99	100	ARG	NE-CZ-NH1	11.36	125.98	120.30
1	i9	18	ARG	NE-CZ-NH1	11.36	125.98	120.30
1	k4	18	ARG	NE-CZ-NH1	11.36	125.98	120.30
1	49	229	ARG	NE-CZ-NH2	-11.36	114.62	120.30
1	81	82	ARG	NE-CZ-NH1	11.36	125.98	120.30
1	a0	163	ASP	CB-CG-OD1	11.36	128.52	118.30
1	dd	82	ARG	NE-CZ-NH1	11.36	125.98	120.30
1	gb	100	ARG	NE-CZ-NH2	-11.35	114.62	120.30
1	kD	152	ASP	CB-CG-OD2	11.35	128.52	118.30
1	lu	173	ARG	NE-CZ-NH1	11.35	125.98	120.30
1	2o	82	ARG	NE-CZ-NH2	11.35	125.98	120.30
1	4T	162	ARG	NE-CZ-NH1	11.35	125.98	120.30
1	53	18	ARG	NE-CZ-NH2	-11.35	114.62	120.30
1	8c	18	ARG	NE-CZ-NH2	-11.35	114.62	120.30
1	fu	154	ARG	NE-CZ-NH2	-11.35	114.62	120.30

Continued on next page...

Continued from previous page...

Mol	Chain	Res	Type	Atoms	Z	Observed(°)	Ideal(°)
1	5X	161	PHE	CB-CG-CD2	11.35	128.75	120.80
1	ax	163	ASP	CB-CG-OD2	11.35	128.52	118.30
1	b9	162	ARG	NE-CZ-NH1	11.35	125.97	120.30
1	3k	132	ARG	NE-CZ-NH1	11.35	125.97	120.30
1	44	18	ARG	NE-CZ-NH1	11.35	125.97	120.30
1	5S	169	TYR	CB-CG-CD1	-11.35	114.19	121.00
1	9C	132	ARG	NE-CZ-NH2	-11.35	114.63	120.30
1	cN	229	ARG	NE-CZ-NH1	11.35	125.97	120.30
1	dF	162	ARG	NE-CZ-NH2	-11.35	114.63	120.30
1	e9	143	ARG	NE-CZ-NH2	-11.35	114.63	120.30
1	dR	82	ARG	NE-CZ-NH1	11.34	125.97	120.30
1	kc	130	TYR	CB-CG-CD1	11.34	127.81	121.00
1	ko	229	ARG	NE-CZ-NH1	11.34	125.97	120.30
1	6a	32	PHE	CB-CG-CD1	11.34	128.74	120.80
1	by	132	ARG	NE-CZ-NH2	-11.34	114.63	120.30
1	bz	229	ARG	NE-CZ-NH1	11.34	125.97	120.30
1	ce	173	ARG	NE-CZ-NH2	-11.34	114.63	120.30
1	eb	167	ARG	NE-CZ-NH2	-11.34	114.63	120.30
1	lH	162	ARG	NE-CZ-NH2	-11.34	114.63	120.30
1	dZ	229	ARG	NE-CZ-NH2	-11.34	114.63	120.30
1	lc	97	ARG	NE-CZ-NH1	11.34	125.97	120.30
1	6Z	143	ARG	NE-CZ-NH2	-11.34	114.63	120.30
1	dV	143	ARG	NE-CZ-NH1	11.34	125.97	120.30
1	iY	229	ARG	NE-CZ-NH1	11.34	125.97	120.30
1	3R	173	ARG	NE-CZ-NH1	11.34	125.97	120.30
1	6P	97	ARG	NE-CZ-NH1	11.34	125.97	120.30
1	f	145	TYR	CB-CG-CD1	11.34	127.80	121.00
1	k8	143	ARG	NE-CZ-NH1	11.34	125.97	120.30
1	lJ	100	ARG	NE-CZ-NH2	-11.34	114.63	120.30
1	6w	132	ARG	NE-CZ-NH2	-11.34	114.63	120.30
1	84	18	ARG	NE-CZ-NH1	11.34	125.97	120.30
1	kV	32	PHE	CB-CG-CD1	-11.33	112.87	120.80
1	ld	130	TYR	CB-CG-CD2	11.33	127.80	121.00
1	d1	130	TYR	CB-CG-CD1	11.33	127.80	121.00
1	9U	132	ARG	NE-CZ-NH1	11.33	125.97	120.30
1	bg	169	TYR	CB-CG-CD1	11.33	127.80	121.00
1	cy	167	ARG	NE-CZ-NH1	11.33	125.97	120.30
1	gJ	100	ARG	NE-CZ-NH2	11.33	125.97	120.30
1	9e	229	ARG	NE-CZ-NH2	11.33	125.97	120.30
1	je	167	ARG	NE-CZ-NH1	11.33	125.97	120.30
1	3	145	TYR	CB-CG-CD2	-11.33	114.20	121.00
1	kO	18	ARG	NE-CZ-NH1	11.33	125.96	120.30

Continued on next page...

Continued from previous page...

Mol	Chain	Res	Type	Atoms	Z	Observed(°)	Ideal(°)
1	3S	18	ARG	NE-CZ-NH1	11.33	125.96	120.30
1	5Y	18	ARG	NE-CZ-NH1	11.33	125.96	120.30
1	9J	100	ARG	NE-CZ-NH2	-11.32	114.64	120.30
1	c	162	ARG	NE-CZ-NH1	11.32	125.96	120.30
1	3	82	ARG	NE-CZ-NH2	-11.32	114.64	120.30
1	el	130	TYR	CB-CG-CD1	11.32	127.79	121.00
1	gO	143	ARG	NE-CZ-NH1	11.32	125.96	120.30
1	bg	97	ARG	NE-CZ-NH1	11.32	125.96	120.30
1	e6	97	ARG	NE-CZ-NH1	11.32	125.96	120.30
1	h2	100	ARG	NE-CZ-NH1	11.32	125.96	120.30
1	hZ	132	ARG	NE-CZ-NH1	11.32	125.96	120.30
1	5S	132	ARG	NE-CZ-NH2	11.32	125.96	120.30
1	ie	145	TYR	CB-CG-CD1	11.32	127.79	121.00
1	lZ	97	ARG	NE-CZ-NH1	11.32	125.96	120.30
1	lM	130	TYR	CB-CG-CD2	-11.32	114.21	121.00
1	dd	97	ARG	NE-CZ-NH1	11.31	125.96	120.30
1	f5	132	ARG	NE-CZ-NH2	-11.31	114.64	120.30
1	fl	167	ARG	NE-CZ-NH2	-11.31	114.64	120.30
1	4w	97	ARG	NE-CZ-NH2	11.31	125.96	120.30
1	6B	143	ARG	NE-CZ-NH2	11.31	125.96	120.30
1	9g	162	ARG	NE-CZ-NH1	11.31	125.96	120.30
1	fh	173	ARG	NE-CZ-NH2	-11.31	114.64	120.30
1	gD	132	ARG	NE-CZ-NH2	-11.31	114.65	120.30
1	9e	143	ARG	NE-CZ-NH2	11.31	125.95	120.30
1	a	229	ARG	NE-CZ-NH1	11.31	125.95	120.30
1	hw	97	ARG	NE-CZ-NH1	11.30	125.95	120.30
1	js	169	TYR	CB-CG-CD2	11.30	127.78	121.00
1	94	173	ARG	NE-CZ-NH1	11.30	125.95	120.30
1	ds	130	TYR	CB-CG-CD1	11.31	127.78	121.00
1	h	97	ARG	NE-CZ-NH1	11.30	125.95	120.30
1	ia	143	ARG	NE-CZ-NH2	-11.30	114.65	120.30
1	iB	97	ARG	NE-CZ-NH2	-11.30	114.65	120.30
1	jO	100	ARG	NE-CZ-NH1	11.30	125.95	120.30
1	fK	32	PHE	CB-CG-CD2	-11.30	112.89	120.80
1	6B	100	ARG	NE-CZ-NH2	-11.30	114.65	120.30
1	6E	18	ARG	NE-CZ-NH2	-11.30	114.65	120.30
1	eJ	154	ARG	NE-CZ-NH2	-11.30	114.65	120.30
1	in	97	ARG	NE-CZ-NH2	-11.30	114.65	120.30
1	jS	167	ARG	NE-CZ-NH1	11.30	125.95	120.30
1	jX	97	ARG	NE-CZ-NH1	11.30	125.95	120.30
1	3K	162	ARG	NE-CZ-NH2	-11.30	114.65	120.30
1	6C	97	ARG	NE-CZ-NH2	-11.30	114.65	120.30

Continued on next page...

Continued from previous page...

Mol	Chain	Res	Type	Atoms	Z	Observed(°)	Ideal(°)
1	cn	173	ARG	NE-CZ-NH1	11.30	125.95	120.30
1	dW	154	ARG	NE-CZ-NH1	11.30	125.95	120.30
1	eq	154	ARG	NE-CZ-NH2	-11.30	114.65	120.30
1	10	18	ARG	NE-CZ-NH1	11.30	125.95	120.30
1	h3	97	ARG	NE-CZ-NH2	-11.29	114.65	120.30
1	i3	97	ARG	NE-CZ-NH1	11.29	125.95	120.30
1	jC	229	ARG	NE-CZ-NH2	-11.29	114.65	120.30
1	lE	154	ARG	NE-CZ-NH1	11.29	125.95	120.30
1	eH	154	ARG	NE-CZ-NH2	-11.30	114.65	120.30
1	2o	229	ARG	NE-CZ-NH1	11.29	125.95	120.30
1	2w	97	ARG	NE-CZ-NH1	11.29	125.95	120.30
1	46	145	TYR	CB-CG-CD2	11.29	127.78	121.00
1	4H	18	ARG	NE-CZ-NH1	11.29	125.95	120.30
1	7h	229	ARG	NE-CZ-NH2	-11.29	114.65	120.30
1	f0	162	ARG	NE-CZ-NH2	-11.29	114.65	120.30
1	N	82	ARG	NE-CZ-NH2	-11.29	114.65	120.30
1	it	143	ARG	NE-CZ-NH1	11.29	125.94	120.30
1	iH	154	ARG	NE-CZ-NH1	11.29	125.94	120.30
1	j7	173	ARG	NE-CZ-NH2	-11.29	114.66	120.30
1	j2	167	ARG	NE-CZ-NH1	11.29	125.94	120.30
1	ls	97	ARG	NE-CZ-NH1	11.29	125.94	120.30
1	3F	18	ARG	NE-CZ-NH2	11.29	125.94	120.30
1	55	173	ARG	NE-CZ-NH1	11.29	125.94	120.30
1	kr	18	ARG	NH1-CZ-NH2	-11.29	106.99	119.40
1	ku	162	ARG	NE-CZ-NH1	11.29	125.94	120.30
1	ci	97	ARG	NE-CZ-NH2	-11.28	114.66	120.30
1	cY	100	ARG	NE-CZ-NH2	-11.29	114.66	120.30
1	dl	173	ARG	NE-CZ-NH2	-11.28	114.66	120.30
1	1t	97	ARG	NE-CZ-NH1	11.28	125.94	120.30
1	h5	18	ARG	NE-CZ-NH1	11.28	125.94	120.30
1	8G	167	ARG	NE-CZ-NH1	11.28	125.94	120.30
1	5r	161	PHE	CB-CG-CD2	11.28	128.70	120.80
1	dI	100	ARG	NE-CZ-NH1	11.28	125.94	120.30
1	eW	168	PHE	CB-CG-CD1	-11.28	112.90	120.80
1	gw	154	ARG	NE-CZ-NH2	11.28	125.94	120.30
1	h6	132	ARG	NE-CZ-NH1	11.28	125.94	120.30
1	kp	167	ARG	NE-CZ-NH1	11.28	125.94	120.30
1	7w	18	ARG	NE-CZ-NH2	-11.28	114.66	120.30
1	dE	154	ARG	NE-CZ-NH1	11.28	125.94	120.30
1	C	18	ARG	NE-CZ-NH1	11.28	125.94	120.30
1	hM	154	ARG	NE-CZ-NH2	-11.28	114.66	120.30
1	ls	18	ARG	NE-CZ-NH1	11.28	125.94	120.30

Continued on next page...

Continued from previous page...

Mol	Chain	Res	Type	Atoms	Z	Observed(°)	Ideal(°)
1	82	162	ARG	NE-CZ-NH1	11.28	125.94	120.30
1	be	97	ARG	NE-CZ-NH1	11.28	125.94	120.30
1	1r	143	ARG	NE-CZ-NH1	11.28	125.94	120.30
1	fC	162	ARG	NE-CZ-NH1	11.28	125.94	120.30
1	86	100	ARG	NE-CZ-NH2	11.28	125.94	120.30
1	fo	97	ARG	NE-CZ-NH1	11.28	125.94	120.30
1	fT	100	ARG	NE-CZ-NH2	-11.28	114.66	120.30
1	r	130	TYR	CB-CG-CD2	-11.28	114.23	121.00
1	gb	173	ARG	NE-CZ-NH1	11.27	125.94	120.30
1	d3	82	ARG	NE-CZ-NH2	-11.27	114.66	120.30
1	dG	100	ARG	NE-CZ-NH2	-11.27	114.66	120.30
1	lE	118	MET	CG-SD-CE	-11.27	82.17	100.20
1	2S	154	ARG	NE-CZ-NH1	11.27	125.94	120.30
1	7v	162	ARG	NE-CZ-NH2	-11.27	114.66	120.30
1	7P	143	ARG	NE-CZ-NH1	11.27	125.94	120.30
1	8j	162	ARG	NE-CZ-NH1	11.27	125.94	120.30
1	A	97	ARG	NE-CZ-NH1	11.27	125.94	120.30
1	3f	130	TYR	CB-CG-CD2	-11.27	114.24	121.00
1	6e	167	ARG	NE-CZ-NH1	11.27	125.94	120.30
1	he	18	ARG	NE-CZ-NH2	-11.27	114.67	120.30
1	kN	229	ARG	NE-CZ-NH1	11.27	125.93	120.30
1	35	167	ARG	NE-CZ-NH1	11.27	125.93	120.30
1	4T	97	ARG	NE-CZ-NH2	-11.27	114.67	120.30
1	4M	162	ARG	NE-CZ-NH2	-11.26	114.67	120.30
1	5d	162	ARG	NE-CZ-NH1	11.26	125.93	120.30
1	jF	143	ARG	NE-CZ-NH2	11.26	125.93	120.30
1	9o	229	ARG	NE-CZ-NH1	-11.26	114.67	120.30
1	c2	161	PHE	CB-CG-CD2	11.26	128.68	120.80
1	j2	18	ARG	NE-CZ-NH1	11.26	125.93	120.30
1	l6	162	ARG	NE-CZ-NH1	11.26	125.93	120.30
1	2L	162	ARG	NE-CZ-NH2	-11.26	114.67	120.30
1	8v	154	ARG	NE-CZ-NH1	11.26	125.93	120.30
1	hD	161	PHE	CB-CG-CD1	-11.26	112.92	120.80
1	k5	97	ARG	NE-CZ-NH1	-11.26	114.67	120.30
1	3Y	132	ARG	NE-CZ-NH1	11.26	125.93	120.30
1	kK	40	PHE	CB-CG-CD2	11.26	128.68	120.80
1	6U	18	ARG	NE-CZ-NH2	-11.26	114.67	120.30
1	ai	145	TYR	CB-CG-CD1	11.26	127.75	121.00
1	h	162	ARG	NE-CZ-NH1	11.26	125.93	120.30
1	r	154	ARG	NE-CZ-NH1	11.26	125.93	120.30
1	kh	132	ARG	NE-CZ-NH1	11.25	125.93	120.30
1	kw	97	ARG	NE-CZ-NH1	11.25	125.93	120.30

Continued on next page...

Continued from previous page...

Mol	Chain	Res	Type	Atoms	Z	Observed(°)	Ideal(°)
1	2F	100	ARG	NE-CZ-NH1	11.25	125.93	120.30
1	2X	97	ARG	NE-CZ-NH2	-11.25	114.67	120.30
1	36	229	ARG	NE-CZ-NH1	11.25	125.93	120.30
1	7f	154	ARG	NE-CZ-NH1	11.25	125.93	120.30
1	9h	169	TYR	CB-CG-CD1	-11.25	114.25	121.00
1	af	143	ARG	NE-CZ-NH1	11.25	125.93	120.30
1	8y	229	ARG	NE-CZ-NH2	-11.25	114.67	120.30
1	99	154	ARG	NE-CZ-NH1	11.25	125.93	120.30
1	C	18	ARG	NE-CZ-NH2	-11.25	114.67	120.30
1	S	143	ARG	NE-CZ-NH1	11.25	125.93	120.30
1	W	162	ARG	NE-CZ-NH2	-11.25	114.67	120.30
1	4r	82	ARG	NE-CZ-NH2	-11.25	114.68	120.30
1	4U	100	ARG	NE-CZ-NH2	-11.25	114.68	120.30
1	9E	173	ARG	NE-CZ-NH1	11.25	125.92	120.30
1	j5	168	PHE	CB-CG-CD1	-11.25	112.93	120.80
1	8D	229	ARG	NE-CZ-NH1	11.25	125.92	120.30
1	14	154	ARG	NE-CZ-NH1	11.25	125.92	120.30
1	gP	162	ARG	NE-CZ-NH2	11.24	125.92	120.30
1	bj	97	ARG	NE-CZ-NH2	-11.24	114.68	120.30
1	f8	18	ARG	NE-CZ-NH1	-11.24	114.68	120.30
1	jz	162	ARG	NE-CZ-NH1	11.24	125.92	120.30
1	5j	143	ARG	NE-CZ-NH2	11.24	125.92	120.30
1	4l	173	ARG	NE-CZ-NH1	11.24	125.92	120.30
1	88	132	ARG	NE-CZ-NH2	-11.24	114.68	120.30
1	8C	167	ARG	NE-CZ-NH1	11.24	125.92	120.30
1	kD	169	TYR	CB-CG-CD2	11.24	127.74	121.00
1	cY	132	ARG	NE-CZ-NH2	-11.24	114.68	120.30
1	58	162	ARG	NE-CZ-NH2	-11.24	114.68	120.30
1	cW	173	ARG	NH1-CZ-NH2	-11.24	107.04	119.40
1	8I	162	ARG	NE-CZ-NH2	11.24	125.92	120.30
1	b1	100	ARG	NE-CZ-NH2	-11.24	114.68	120.30
1	fP	154	ARG	NE-CZ-NH1	11.24	125.92	120.30
1	fY	173	ARG	NE-CZ-NH2	-11.23	114.68	120.30
1	3D	162	ARG	NE-CZ-NH1	11.23	125.92	120.30
1	6l	167	ARG	NE-CZ-NH2	-11.23	114.68	120.30
1	u	82	ARG	NE-CZ-NH1	11.23	125.92	120.30
1	gD	100	ARG	NE-CZ-NH2	-11.23	114.68	120.30
1	1G	164	TYR	CB-CG-CD1	11.23	127.74	121.00
1	6x	145	TYR	CB-CG-CD1	-11.23	114.26	121.00
1	7H	173	ARG	NE-CZ-NH2	-11.23	114.69	120.30
1	aR	82	ARG	NE-CZ-NH2	-11.23	114.69	120.30
1	4l	167	ARG	NE-CZ-NH1	11.23	125.92	120.30

Continued on next page...

Continued from previous page...

Mol	Chain	Res	Type	Atoms	Z	Observed(°)	Ideal(°)
1	c9	229	ARG	NE-CZ-NH1	-11.23	114.69	120.30
1	dQ	173	ARG	NE-CZ-NH2	-11.23	114.69	120.30
1	l4	100	ARG	NE-CZ-NH2	-11.23	114.69	120.30
1	8q	173	ARG	NE-CZ-NH1	11.23	125.91	120.30
1	eY	132	ARG	NE-CZ-NH2	-11.23	114.69	120.30
1	gq	167	ARG	NE-CZ-NH1	11.22	125.91	120.30
1	lo	229	ARG	NE-CZ-NH2	11.22	125.91	120.30
1	jD	100	ARG	NE-CZ-NH2	-11.22	114.69	120.30
1	lN	167	ARG	NE-CZ-NH2	-11.22	114.69	120.30
1	a5	18	ARG	NE-CZ-NH1	11.22	125.91	120.30
1	ba	97	ARG	NE-CZ-NH2	-11.22	114.69	120.30
1	l3	161	PHE	CB-CG-CD1	-11.22	112.94	120.80
1	gv	130	TYR	CB-CG-CD2	-11.22	114.27	121.00
1	6i	162	ARG	NE-CZ-NH1	11.22	125.91	120.30
1	7g	143	ARG	NE-CZ-NH2	11.22	125.91	120.30
1	cd	132	ARG	NE-CZ-NH1	11.22	125.91	120.30
1	e8	32	PHE	CB-CG-CD1	11.22	128.65	120.80
1	z	143	ARG	NE-CZ-NH1	11.22	125.91	120.30
1	35	132	ARG	NE-CZ-NH2	-11.22	114.69	120.30
1	lO	154	ARG	NE-CZ-NH1	11.21	125.91	120.30
1	2S	132	ARG	NH1-CZ-NH2	-11.21	107.06	119.40
1	hg	40	PHE	CB-CG-CD2	11.21	128.65	120.80
1	ep	168	PHE	CB-CG-CD2	-11.21	112.95	120.80
1	eB	82	ARG	NE-CZ-NH1	11.21	125.91	120.30
1	jC	18	ARG	NE-CZ-NH2	-11.21	114.69	120.30
1	dw	18	ARG	NE-CZ-NH2	-11.21	114.69	120.30
1	fV	167	ARG	NE-CZ-NH2	-11.21	114.69	120.30
1	du	162	ARG	NE-CZ-NH2	-11.21	114.69	120.30
1	gw	143	ARG	NE-CZ-NH2	11.21	125.91	120.30
1	3D	97	ARG	NE-CZ-NH1	11.21	125.91	120.30
1	6H	97	ARG	NE-CZ-NH1	11.21	125.90	120.30
1	bh	143	ARG	NE-CZ-NH1	11.21	125.90	120.30
1	gH	132	ARG	NE-CZ-NH1	11.20	125.90	120.30
1	lu	18	ARG	NE-CZ-NH1	11.21	125.90	120.30
1	fr	100	ARG	NE-CZ-NH2	-11.21	114.70	120.30
1	6E	229	ARG	NE-CZ-NH1	11.20	125.90	120.30
1	28	167	ARG	NE-CZ-NH2	-11.20	114.70	120.30
1	6l	82	ARG	NE-CZ-NH1	11.20	125.90	120.30
1	by	168	PHE	CB-CG-CD2	-11.20	112.96	120.80
1	bZ	130	TYR	CB-CG-CD1	11.20	127.72	121.00
1	cK	229	ARG	NE-CZ-NH2	-11.20	114.70	120.30
1	dC	167	ARG	NE-CZ-NH1	11.20	125.90	120.30

Continued on next page...

Continued from previous page...

Mol	Chain	Res	Type	Atoms	Z	Observed(°)	Ideal(°)
1	kz	100	ARG	NE-CZ-NH1	11.20	125.90	120.30
1	eU	229	ARG	NE-CZ-NH2	-11.20	114.70	120.30
1	5E	82	ARG	NE-CZ-NH2	-11.20	114.70	120.30
1	d4	18	ARG	NE-CZ-NH1	11.20	125.90	120.30
1	8r	130	TYR	CB-CG-CD2	-11.20	114.28	121.00
1	gX	145	TYR	CB-CG-CD2	11.19	127.72	121.00
1	kD	97	ARG	NE-CZ-NH1	11.19	125.90	120.30
1	90	154	ARG	NE-CZ-NH1	11.19	125.90	120.30
1	cm	97	ARG	NE-CZ-NH1	11.20	125.90	120.30
1	cP	197	ASP	CB-CG-OD2	-11.20	108.22	118.30
1	1u	169	TYR	CB-CG-CD1	-11.20	114.28	121.00
1	3Z	18	ARG	NE-CZ-NH1	11.19	125.90	120.30
1	b8	167	ARG	NE-CZ-NH2	-11.19	114.70	120.30
1	bc	82	ARG	NE-CZ-NH2	-11.19	114.70	120.30
1	fq	40	PHE	CB-CG-CD2	11.19	128.63	120.80
1	8Y	100	ARG	NE-CZ-NH2	-11.19	114.70	120.30
1	b6	97	ARG	NE-CZ-NH2	11.19	125.90	120.30
1	cV	82	ARG	NE-CZ-NH1	11.19	125.90	120.30
1	9L	97	ARG	NE-CZ-NH1	11.19	125.89	120.30
1	ju	82	ARG	NE-CZ-NH1	11.19	125.89	120.30
1	lr	82	ARG	NE-CZ-NH2	-11.19	114.71	120.30
1	2w	132	ARG	NE-CZ-NH2	-11.19	114.71	120.30
1	dz	82	ARG	NE-CZ-NH1	11.19	125.89	120.30
1	ki	173	ARG	NE-CZ-NH1	11.19	125.89	120.30
1	2O	168	PHE	CB-CG-CD2	11.19	128.63	120.80
1	8E	163	ASP	CB-CG-OD1	11.19	128.37	118.30
1	dg	68	MET	CG-SD-CE	-11.18	82.31	100.20
1	j4	162	ARG	NE-CZ-NH1	11.18	125.89	120.30
1	ll	143	ARG	NE-CZ-NH2	-11.18	114.71	120.30
1	aI	40	PHE	CB-CG-CD2	-11.18	112.97	120.80
1	aU	100	ARG	NE-CZ-NH2	-11.18	114.71	120.30
1	fo	169	TYR	CB-CG-CD1	-11.18	114.29	121.00
1	j	143	ARG	NE-CZ-NH2	11.18	125.89	120.30
1	kT	167	ARG	NE-CZ-NH1	11.18	125.89	120.30
1	41	145	TYR	CB-CG-CD2	-11.18	114.29	121.00
1	5Z	132	ARG	NE-CZ-NH1	11.18	125.89	120.30
1	7k	229	ARG	NE-CZ-NH2	-11.18	114.71	120.30
1	bI	100	ARG	NE-CZ-NH1	11.18	125.89	120.30
1	dt	132	ARG	NE-CZ-NH1	11.18	125.89	120.30
1	9P	154	ARG	NE-CZ-NH1	11.18	125.89	120.30
1	ez	167	ARG	NE-CZ-NH2	-11.18	114.71	120.30
1	X	167	ARG	NE-CZ-NH1	11.18	125.89	120.30

Continued on next page...

Continued from previous page...

Mol	Chain	Res	Type	Atoms	Z	Observed(°)	Ideal(°)
1	1R	154	ARG	NE-CZ-NH2	11.17	125.89	120.30
1	3m	82	ARG	NE-CZ-NH1	11.17	125.89	120.30
1	60	18	ARG	NE-CZ-NH1	11.17	125.89	120.30
1	8a	229	ARG	NE-CZ-NH2	-11.17	114.71	120.30
1	fu	143	ARG	NE-CZ-NH2	-11.17	114.71	120.30
1	ih	154	ARG	NE-CZ-NH1	11.17	125.89	120.30
1	iL	132	ARG	NE-CZ-NH2	-11.17	114.71	120.30
1	7R	18	ARG	NE-CZ-NH1	11.17	125.89	120.30
1	a3	130	TYR	CB-CG-CD1	11.17	127.70	121.00
1	ds	161	PHE	CB-CG-CD1	-11.17	112.98	120.80
1	e5	154	ARG	NE-CZ-NH1	11.17	125.89	120.30
1	eo	167	ARG	NE-CZ-NH1	11.17	125.89	120.30
1	fo	229	ARG	NE-CZ-NH1	11.17	125.89	120.30
1	1Z	132	ARG	NE-CZ-NH2	-11.17	114.72	120.30
1	bc	18	ARG	NE-CZ-NH2	-11.17	114.72	120.30
1	ir	132	ARG	NE-CZ-NH2	-11.17	114.72	120.30
1	jm	229	ARG	NE-CZ-NH2	-11.17	114.72	120.30
1	gS	167	ARG	NE-CZ-NH1	11.16	125.88	120.30
1	hP	82	ARG	NE-CZ-NH1	11.16	125.88	120.30
1	ke	18	ARG	NE-CZ-NH1	11.16	125.88	120.30
1	5h	100	ARG	NE-CZ-NH1	11.16	125.88	120.30
1	cT	82	ARG	NE-CZ-NH1	11.16	125.88	120.30
1	e5	173	ARG	NE-CZ-NH1	11.16	125.88	120.30
1	e9	18	ARG	NE-CZ-NH2	-11.16	114.72	120.30
1	1F	164	TYR	CB-CG-CD2	-11.16	114.30	121.00
1	hx	132	ARG	NE-CZ-NH2	-11.16	114.72	120.30
1	jW	229	ARG	NE-CZ-NH2	-11.16	114.72	120.30
1	bP	229	ARG	NE-CZ-NH1	11.16	125.88	120.30
1	4E	162	ARG	NE-CZ-NH1	11.16	125.88	120.30
1	8i	162	ARG	NE-CZ-NH2	-11.16	114.72	120.30
1	aN	143	ARG	NE-CZ-NH1	11.16	125.88	120.30
1	eg	145	TYR	CB-CG-CD1	-11.16	114.30	121.00
1	hx	162	ARG	NE-CZ-NH1	11.16	125.88	120.30
1	2C	18	ARG	NE-CZ-NH1	11.16	125.88	120.30
1	85	143	ARG	NE-CZ-NH1	11.16	125.88	120.30
1	aX	162	ARG	NE-CZ-NH2	11.16	125.88	120.30
1	bn	132	ARG	NE-CZ-NH2	-11.16	114.72	120.30
1	hc	173	ARG	NE-CZ-NH1	11.15	125.88	120.30
1	iF	229	ARG	NE-CZ-NH2	-11.15	114.72	120.30
1	2q	167	ARG	NE-CZ-NH1	11.15	125.88	120.30
1	dA	18	ARG	NE-CZ-NH1	11.15	125.88	120.30
1	hd	82	ARG	NE-CZ-NH1	11.15	125.88	120.30

Continued on next page...

Continued from previous page...

Mol	Chain	Res	Type	Atoms	Z	Observed(°)	Ideal(°)
1	jJ	18	ARG	NE-CZ-NH1	-11.15	114.72	120.30
1	6q	100	ARG	NE-CZ-NH1	11.15	125.88	120.30
1	f2	154	ARG	NE-CZ-NH2	-11.15	114.72	120.30
1	fQ	103	ASP	CB-CG-OD1	11.15	128.34	118.30
1	a7	18	ARG	NE-CZ-NH1	11.15	125.88	120.30
1	dw	82	ARG	NE-CZ-NH1	11.15	125.88	120.30
1	u	143	ARG	NE-CZ-NH2	-11.15	114.72	120.30
1	fm	154	ARG	NE-CZ-NH2	-11.15	114.72	120.30
1	5H	145	TYR	CB-CG-CD2	-11.15	114.31	121.00
1	eV	154	ARG	NE-CZ-NH1	11.15	125.87	120.30
1	gp	154	ARG	NE-CZ-NH2	-11.14	114.73	120.30
1	jo	162	ARG	NE-CZ-NH1	11.14	125.87	120.30
1	4G	229	ARG	NE-CZ-NH2	-11.14	114.73	120.30
1	4V	32	PHE	CB-CG-CD2	11.14	128.60	120.80
1	8f	229	ARG	NE-CZ-NH1	-11.14	114.73	120.30
1	8I	97	ARG	NE-CZ-NH2	-11.14	114.73	120.30
1	cW	167	ARG	NE-CZ-NH2	-11.14	114.73	120.30
1	dh	143	ARG	NE-CZ-NH1	11.14	125.87	120.30
1	eZ	132	ARG	NE-CZ-NH1	11.14	125.87	120.30
1	gn	229	ARG	NE-CZ-NH2	-11.14	114.73	120.30
1	iu	197	ASP	CB-CG-OD2	-11.14	108.27	118.30
1	hJ	18	ARG	NE-CZ-NH1	11.14	125.87	120.30
1	1S	154	ARG	NE-CZ-NH1	11.14	125.87	120.30
1	jR	18	ARG	NE-CZ-NH1	11.14	125.87	120.30
1	4S	154	ARG	NE-CZ-NH2	11.14	125.87	120.30
1	6G	162	ARG	NE-CZ-NH1	-11.14	114.73	120.30
1	8c	143	ARG	NE-CZ-NH1	11.14	125.87	120.30
1	a6	169	TYR	CB-CG-CD1	11.13	127.68	121.00
1	c0	152	ASP	CB-CG-OD1	11.14	128.32	118.30
1	b4	143	ARG	NE-CZ-NH2	-11.13	114.73	120.30
1	bP	145	TYR	CB-CG-CD2	11.13	127.68	121.00
1	dj	164	TYR	CB-CG-CD1	-11.13	114.32	121.00
1	e5	162	ARG	NE-CZ-NH2	-11.14	114.73	120.30
1	z	97	ARG	NE-CZ-NH2	11.13	125.87	120.30
1	gF	18	ARG	NE-CZ-NH2	11.13	125.87	120.30
1	hn	82	ARG	NE-CZ-NH1	11.13	125.87	120.30
1	iq	100	ARG	NE-CZ-NH2	-11.13	114.73	120.30
1	iu	154	ARG	NE-CZ-NH1	11.13	125.87	120.30
1	jt	162	ARG	NE-CZ-NH1	11.13	125.87	120.30
1	b7	82	ARG	NE-CZ-NH2	-11.13	114.73	120.30
1	o	167	ARG	NE-CZ-NH1	11.13	125.87	120.30
1	hL	82	ARG	NE-CZ-NH1	11.13	125.86	120.30

Continued on next page...

Continued from previous page...

Mol	Chain	Res	Type	Atoms	Z	Observed(°)	Ideal(°)
1	Z	229	ARG	NE-CZ-NH2	-11.13	114.73	120.30
1	1	82	ARG	NE-CZ-NH2	-11.13	114.73	120.30
1	bg	184	TRP	CB-CG-CD1	-11.13	112.53	127.00
1	c2	164	TYR	CB-CG-CD2	-11.13	114.32	121.00
1	6Q	229	ARG	NE-CZ-NH1	11.13	125.86	120.30
1	13	130	TYR	CB-CG-CD1	11.13	127.68	121.00
1	bW	164	TYR	CB-CG-CD1	-11.13	114.32	121.00
1	1p	229	ARG	NE-CZ-NH2	-11.13	114.74	120.30
1	7j	145	TYR	CB-CG-CD1	-11.13	114.33	121.00
1	jF	164	TYR	CB-CG-CD1	-11.12	114.33	121.00
1	7v	130	TYR	CB-CG-CD1	11.12	127.67	121.00
1	i	229	ARG	NE-CZ-NH2	-11.12	114.74	120.30
1	cA	154	ARG	NE-CZ-NH1	11.12	125.86	120.30
1	d0	18	ARG	NE-CZ-NH2	-11.12	114.74	120.30
1	fj	82	ARG	NE-CZ-NH1	11.12	125.86	120.30
1	4Q	143	ARG	NE-CZ-NH1	11.12	125.86	120.30
1	72	169	TYR	CB-CG-CD1	-11.12	114.33	121.00
1	eC	173	ARG	NE-CZ-NH2	-11.12	114.74	120.30
1	fl	97	ARG	NE-CZ-NH2	-11.12	114.74	120.30
1	5m	82	ARG	NE-CZ-NH2	-11.12	114.74	120.30
1	hC	173	ARG	NE-CZ-NH1	11.12	125.86	120.30
1	aO	132	ARG	NE-CZ-NH2	-11.12	114.74	120.30
1	3E	167	ARG	NE-CZ-NH1	11.11	125.86	120.30
1	6W	154	ARG	NE-CZ-NH1	11.12	125.86	120.30
1	cW	82	ARG	NE-CZ-NH2	-11.12	114.74	120.30
1	e4	166	ASP	CB-CG-OD2	-11.12	108.30	118.30
1	ki	145	TYR	CG-CD1-CE1	-11.11	112.41	121.30
1	f6	173	ARG	NE-CZ-NH2	11.11	125.86	120.30
1	g2	18	ARG	NE-CZ-NH2	-11.11	114.74	120.30
1	4f	162	ARG	NE-CZ-NH1	11.11	125.86	120.30
1	Z	229	ARG	NE-CZ-NH1	11.11	125.86	120.30
1	3x	173	ARG	NE-CZ-NH1	11.11	125.85	120.30
1	dn	168	PHE	CB-CG-CD2	-11.11	113.02	120.80
1	eu	143	ARG	NE-CZ-NH1	11.11	125.85	120.30
1	eu	143	ARG	NE-CZ-NH2	-11.11	114.75	120.30
1	gO	18	ARG	NE-CZ-NH1	11.11	125.85	120.30
1	iY	167	ARG	NE-CZ-NH1	11.11	125.85	120.30
1	8q	167	ARG	NE-CZ-NH1	11.11	125.85	120.30
1	dy	173	ARG	NE-CZ-NH2	11.11	125.85	120.30
1	8z	229	ARG	NE-CZ-NH2	-11.10	114.75	120.30
1	2d	82	ARG	NE-CZ-NH1	11.10	125.85	120.30
1	53	145	TYR	CB-CG-CD2	11.10	127.66	121.00

Continued on next page...

Continued from previous page...

Mol	Chain	Res	Type	Atoms	Z	Observed(°)	Ideal(°)
1	7X	82	ARG	NE-CZ-NH2	-11.10	114.75	120.30
1	5s	229	ARG	NE-CZ-NH2	-11.10	114.75	120.30
1	6D	167	ARG	NE-CZ-NH1	11.10	125.85	120.30
1	e3	162	ARG	NE-CZ-NH1	11.10	125.85	120.30
1	ly	229	ARG	NE-CZ-NH2	11.10	125.85	120.30
1	gl	100	ARG	NE-CZ-NH1	11.10	125.85	120.30
1	gN	154	ARG	NE-CZ-NH1	11.10	125.85	120.30
1	2j	163	ASP	CB-CG-OD2	11.10	128.29	118.30
1	3u	18	ARG	NE-CZ-NH1	11.10	125.85	120.30
1	z	82	ARG	NE-CZ-NH1	11.10	125.85	120.30
1	l7	229	ARG	NE-CZ-NH1	11.10	125.85	120.30
1	4N	173	ARG	NE-CZ-NH2	-11.10	114.75	120.30
1	6o	132	ARG	NE-CZ-NH1	11.10	125.85	120.30
1	9E	18	ARG	NE-CZ-NH1	11.10	125.85	120.30
1	dh	169	TYR	CB-CG-CD1	11.10	127.66	121.00
1	fJ	145	TYR	CB-CG-CD1	11.10	127.66	121.00
1	R	130	TYR	CB-CG-CD1	-11.10	114.34	121.00
1	9p	162	ARG	NE-CZ-NH1	11.09	125.85	120.30
1	cT	143	ARG	NE-CZ-NH2	-11.09	114.75	120.30
1	f8	167	ARG	NE-CZ-NH1	11.09	125.85	120.30
1	1K	143	ARG	NE-CZ-NH2	-11.09	114.75	120.30
1	eN	18	ARG	NE-CZ-NH1	11.09	125.85	120.30
1	9I	154	ARG	NE-CZ-NH1	11.09	125.84	120.30
1	cF	132	ARG	NH1-CZ-NH2	-11.09	107.20	119.40
1	58	145	TYR	CB-CG-CD1	-11.09	114.35	121.00
1	dm	132	ARG	NE-CZ-NH2	-11.09	114.76	120.30
1	l7	130	TYR	CB-CG-CD2	-11.09	114.35	121.00
1	79	32	PHE	CB-CG-CD2	11.09	128.56	120.80
1	d8	132	ARG	NE-CZ-NH1	11.09	125.84	120.30
1	eL	162	ARG	NE-CZ-NH1	11.09	125.84	120.30
1	lv	168	PHE	CB-CG-CD1	-11.08	113.04	120.80
1	6o	154	ARG	NE-CZ-NH2	-11.08	114.76	120.30
1	9G	100	ARG	NE-CZ-NH1	11.08	125.84	120.30
1	1F	100	ARG	NE-CZ-NH1	11.08	125.84	120.30
1	iq	197	ASP	CB-CG-OD1	11.08	128.27	118.30
1	b6	145	TYR	CB-CG-CD1	-11.08	114.35	121.00
1	4O	100	ARG	NE-CZ-NH2	-11.08	114.76	120.30
1	O	100	ARG	NE-CZ-NH2	11.08	125.84	120.30
1	aT	167	ARG	NE-CZ-NH1	11.08	125.84	120.30
1	hG	143	ARG	NE-CZ-NH2	-11.08	114.76	120.30
1	jP	167	ARG	NE-CZ-NH1	11.08	125.84	120.30
1	4C	154	ARG	NE-CZ-NH1	11.08	125.84	120.30

Continued on next page...

Continued from previous page...

Mol	Chain	Res	Type	Atoms	Z	Observed(°)	Ideal(°)
1	li	51	ASP	CB-CG-OD2	11.08	128.27	118.30
1	4K	167	ARG	NE-CZ-NH2	-11.08	114.76	120.30
1	ho	40	PHE	CB-CG-CD2	-11.07	113.05	120.80
1	if	154	ARG	NE-CZ-NH1	11.07	125.84	120.30
1	lP	229	ARG	NE-CZ-NH1	11.07	125.84	120.30
1	di	132	ARG	NE-CZ-NH1	11.07	125.84	120.30
1	l3	145	TYR	CB-CG-CD2	11.07	127.64	121.00
1	5a	32	PHE	CB-CG-CD2	-11.07	113.05	120.80
1	fZ	173	ARG	NE-CZ-NH1	11.07	125.84	120.30
1	e	32	PHE	CB-CG-CD2	11.07	128.55	120.80
1	7w	154	ARG	NE-CZ-NH1	11.07	125.84	120.30
1	ah	154	ARG	NE-CZ-NH2	-11.07	114.76	120.30
1	do	145	TYR	CB-CG-CD2	-11.07	114.36	121.00
1	lw	154	ARG	NE-CZ-NH1	11.07	125.83	120.30
1	cH	154	ARG	NE-CZ-NH1	11.07	125.83	120.30
1	iz	173	ARG	NE-CZ-NH1	11.07	125.83	120.30
1	kn	162	ARG	NE-CZ-NH1	11.07	125.83	120.30
1	5a	154	ARG	NE-CZ-NH2	-11.07	114.77	120.30
1	fX	169	TYR	CB-CG-CD2	-11.07	114.36	121.00
1	g	229	ARG	NE-CZ-NH1	11.07	125.83	120.30
1	4	130	TYR	CB-CG-CD1	-11.07	114.36	121.00
1	iW	97	ARG	NE-CZ-NH2	-11.06	114.77	120.30
1	jd	167	ARG	NE-CZ-NH2	-11.06	114.77	120.30
1	l6	167	ARG	NE-CZ-NH1	11.06	125.83	120.30
1	4P	164	TYR	CB-CG-CD2	-11.06	114.36	121.00
1	5x	229	ARG	NE-CZ-NH1	11.06	125.83	120.30
1	ff	161	PHE	CB-CG-CD1	-11.06	113.06	120.80
1	4S	164	TYR	CB-CG-CD1	11.06	127.64	121.00
1	8e	132	ARG	NE-CZ-NH1	11.06	125.83	120.30
1	4b	173	ARG	NE-CZ-NH1	11.06	125.83	120.30
1	cG	100	ARG	NE-CZ-NH2	-11.06	114.77	120.30
1	cU	100	ARG	NE-CZ-NH2	-11.06	114.77	120.30
1	jk	162	ARG	NE-CZ-NH2	-11.06	114.77	120.30
1	kB	97	ARG	NE-CZ-NH1	11.06	125.83	120.30
1	7u	132	ARG	NE-CZ-NH1	11.05	125.83	120.30
1	cM	130	TYR	CB-CG-CD1	11.05	127.63	121.00
1	6a	97	ARG	NE-CZ-NH1	11.05	125.83	120.30
1	72	162	ARG	NE-CZ-NH1	11.05	125.83	120.30
1	eX	18	ARG	NE-CZ-NH2	-11.05	114.77	120.30
1	2C	100	ARG	NE-CZ-NH1	11.05	125.83	120.30
1	4o	173	ARG	NE-CZ-NH2	11.05	125.83	120.30
1	eZ	154	ARG	NE-CZ-NH1	11.05	125.83	120.30

Continued on next page...

Continued from previous page...

Mol	Chain	Res	Type	Atoms	Z	Observed(°)	Ideal(°)
1	aC	173	ARG	NE-CZ-NH1	11.05	125.83	120.30
1	b1	167	ARG	NE-CZ-NH1	11.05	125.82	120.30
1	eu	162	ARG	NE-CZ-NH1	11.05	125.82	120.30
1	lL	154	ARG	NE-CZ-NH1	11.04	125.82	120.30
1	kc	162	ARG	NE-CZ-NH2	-11.04	114.78	120.30
1	4B	154	ARG	NE-CZ-NH2	-11.04	114.78	120.30
1	6C	18	ARG	NE-CZ-NH2	-11.04	114.78	120.30
1	bH	97	ARG	NE-CZ-NH1	11.04	125.82	120.30
1	8r	143	ARG	NE-CZ-NH1	11.04	125.82	120.30
1	8v	173	ARG	NE-CZ-NH2	11.04	125.82	120.30
1	1c	18	ARG	NE-CZ-NH2	-11.04	114.78	120.30
1	3n	82	ARG	NE-CZ-NH1	11.04	125.82	120.30
1	8f	154	ARG	NE-CZ-NH1	11.04	125.82	120.30
1	k5	173	ARG	NE-CZ-NH1	11.04	125.82	120.30
1	aE	164	TYR	CB-CG-CD2	-11.04	114.38	121.00
1	8Q	143	ARG	NE-CZ-NH1	11.03	125.82	120.30
1	h4	154	ARG	NE-CZ-NH1	11.03	125.82	120.30
1	2l	100	ARG	NE-CZ-NH1	11.03	125.82	120.30
1	2O	133	TRP	CB-CG-CD1	11.03	141.34	127.00
1	8n	81	ASP	CB-CG-OD1	11.03	128.23	118.30
1	9J	145	TYR	CB-CG-CD1	-11.03	114.38	121.00
1	gd	167	ARG	NE-CZ-NH2	-11.03	114.78	120.30
1	j1	167	ARG	NE-CZ-NH1	11.03	125.81	120.30
1	jX	132	ARG	NE-CZ-NH1	11.03	125.81	120.30
1	5n	167	ARG	NE-CZ-NH2	-11.03	114.79	120.30
1	b3	97	ARG	NE-CZ-NH2	-11.03	114.78	120.30
1	bl	97	ARG	NE-CZ-NH1	11.03	125.81	120.30
1	9m	173	ARG	NE-CZ-NH2	-11.03	114.79	120.30
1	af	162	ARG	NE-CZ-NH2	-11.03	114.78	120.30
1	V	162	ARG	NE-CZ-NH2	-11.03	114.78	120.30
1	X	130	TYR	CB-CG-CD1	-11.03	114.38	121.00
1	1j	10	MET	CG-SD-CE	-11.03	82.56	100.20
1	fg	143	ARG	NE-CZ-NH1	11.03	125.81	120.30
1	iC	173	ARG	NE-CZ-NH1	11.03	125.81	120.30
1	7w	162	ARG	NE-CZ-NH2	-11.03	114.79	120.30
1	1g	145	TYR	CB-CG-CD2	-11.03	114.39	121.00
1	lr	154	ARG	NE-CZ-NH2	-11.03	114.79	120.30
1	a4	169	TYR	CB-CG-CD1	11.03	127.62	121.00
1	cw	97	ARG	NE-CZ-NH2	-11.03	114.79	120.30
1	cQ	154	ARG	NE-CZ-NH2	-11.03	114.79	120.30
1	g9	18	ARG	NE-CZ-NH1	11.02	125.81	120.30
1	dr	173	ARG	NE-CZ-NH2	-11.02	114.79	120.30

Continued on next page...

Continued from previous page...

Mol	Chain	Res	Type	Atoms	Z	Observed(°)	Ideal(°)
1	2X	143	ARG	NE-CZ-NH2	-11.02	114.79	120.30
1	3x	173	ARG	NE-CZ-NH2	-11.02	114.79	120.30
1	6A	82	ARG	NE-CZ-NH1	11.02	125.81	120.30
1	9N	154	ARG	NE-CZ-NH1	11.02	125.81	120.30
1	bK	143	ARG	NE-CZ-NH1	11.02	125.81	120.30
1	dZ	100	ARG	NE-CZ-NH1	11.02	125.81	120.30
1	h1	173	ARG	NE-CZ-NH1	11.02	125.81	120.30
1	ib	100	ARG	NE-CZ-NH2	-11.02	114.79	120.30
1	29	169	TYR	CB-CG-CD1	-11.02	114.39	121.00
1	5H	167	ARG	NE-CZ-NH1	11.02	125.81	120.30
1	87	167	ARG	NE-CZ-NH2	-11.02	114.79	120.30
1	gY	132	ARG	NE-CZ-NH2	11.02	125.81	120.30
1	8S	229	ARG	NE-CZ-NH1	11.02	125.81	120.30
1	20	167	ARG	NE-CZ-NH1	11.01	125.81	120.30
1	3X	164	TYR	CB-CG-CD2	11.01	127.61	121.00
1	4Y	132	ARG	NE-CZ-NH1	11.01	125.81	120.30
1	km	82	ARG	NE-CZ-NH1	11.01	125.81	120.30
1	6b	154	ARG	NE-CZ-NH2	-11.01	114.79	120.30
1	cE	162	ARG	NE-CZ-NH2	-11.01	114.79	120.30
1	eN	132	ARG	NE-CZ-NH1	11.01	125.81	120.30
1	K	173	ARG	NE-CZ-NH2	-11.01	114.79	120.30
1	cL	40	PHE	CB-CG-CD1	-11.01	113.09	120.80
1	68	229	ARG	NE-CZ-NH2	-11.01	114.80	120.30
1	d9	82	ARG	NE-CZ-NH2	-11.01	114.80	120.30
1	62	143	ARG	NE-CZ-NH1	11.01	125.80	120.30
1	2	167	ARG	NE-CZ-NH2	-11.01	114.80	120.30
1	gD	173	ARG	NE-CZ-NH1	11.01	125.80	120.30
1	j3	143	ARG	NH1-CZ-NH2	-11.01	107.29	119.40
1	jM	130	TYR	CB-CG-CD1	11.01	127.60	121.00
1	bJ	154	ARG	NE-CZ-NH2	-11.01	114.80	120.30
1	ls	82	ARG	NE-CZ-NH1	11.00	125.80	120.30
1	jS	81	ASP	CB-CG-OD1	11.00	128.20	118.30
1	5x	100	ARG	NE-CZ-NH2	-11.00	114.80	120.30
1	6H	97	ARG	NE-CZ-NH2	-11.00	114.80	120.30
1	b4	132	ARG	NE-CZ-NH1	11.00	125.80	120.30
1	Q	97	ARG	NE-CZ-NH2	-11.00	114.80	120.30
1	jY	143	ARG	NE-CZ-NH2	-11.00	114.80	120.30
1	jZ	132	ARG	NE-CZ-NH2	-11.00	114.80	120.30
1	7w	162	ARG	NE-CZ-NH1	11.00	125.80	120.30
1	7T	82	ARG	NE-CZ-NH1	11.00	125.80	120.30
1	8f	167	ARG	NE-CZ-NH2	-11.00	114.80	120.30
1	94	229	ARG	NE-CZ-NH1	11.00	125.80	120.30

Continued on next page...

Continued from previous page...

Mol	Chain	Res	Type	Atoms	Z	Observed(°)	Ideal(°)
1	eI	100	ARG	NE-CZ-NH1	11.00	125.80	120.30
1	fx	130	TYR	CB-CG-CD2	11.00	127.60	121.00
1	kO	229	ARG	NE-CZ-NH2	-11.00	114.80	120.30
1	3p	130	TYR	CB-CG-CD1	11.00	127.60	121.00
1	aR	154	ARG	NE-CZ-NH1	11.00	125.80	120.30
1	aT	229	ARG	NE-CZ-NH1	11.00	125.80	120.30
1	lI	130	TYR	CB-CG-CD2	-11.00	114.40	121.00
1	ea	100	ARG	NE-CZ-NH1	11.00	125.80	120.30
1	ci	143	ARG	NE-CZ-NH2	-10.99	114.80	120.30
1	lu	18	ARG	NE-CZ-NH1	10.99	125.80	120.30
1	1G	154	ARG	NE-CZ-NH1	10.99	125.80	120.30
1	iy	100	ARG	NE-CZ-NH1	10.99	125.80	120.30
1	3U	82	ARG	NE-CZ-NH1	-10.99	114.80	120.30
1	9	97	ARG	NE-CZ-NH2	-10.99	114.80	120.30
1	b2	18	ARG	NE-CZ-NH2	10.99	125.80	120.30
1	n	145	TYR	CB-CG-CD1	10.99	127.59	121.00
1	6S	145	TYR	CB-CG-CD1	-10.99	114.41	121.00
1	gC	18	ARG	NE-CZ-NH1	-10.99	114.81	120.30
1	js	229	ARG	NE-CZ-NH2	-10.99	114.81	120.30
1	jS	169	TYR	CB-CG-CD1	-10.99	114.41	121.00
1	7B	97	ARG	NE-CZ-NH2	-10.99	114.81	120.30
1	bS	18	ARG	NE-CZ-NH2	-10.99	114.81	120.30
1	F	166	ASP	CB-CG-OD2	10.99	128.19	118.30
1	l4	173	ARG	NH1-CZ-NH2	-10.98	107.32	119.40
1	6V	229	ARG	NE-CZ-NH2	-10.98	114.81	120.30
1	km	100	ARG	NE-CZ-NH1	10.98	125.79	120.30
1	cI	97	ARG	NE-CZ-NH1	10.98	125.79	120.30
1	eG	100	ARG	NE-CZ-NH2	-10.98	114.81	120.30
1	ge	18	ARG	NH1-CZ-NH2	-10.98	107.32	119.40
1	3I	169	TYR	CB-CG-CD1	-10.98	114.41	121.00
1	8d	143	ARG	NE-CZ-NH1	10.98	125.79	120.30
1	4F	154	ARG	NE-CZ-NH2	-10.98	114.81	120.30
1	8K	162	ARG	NE-CZ-NH1	10.98	125.79	120.30
1	8U	143	ARG	NE-CZ-NH2	-10.98	114.81	120.30
1	bC	132	ARG	NE-CZ-NH1	10.98	125.79	120.30
1	dj	81	ASP	CB-CG-OD1	10.98	128.18	118.30
1	kY	154	ARG	NE-CZ-NH2	-10.98	114.81	120.30
1	lv	173	ARG	NE-CZ-NH1	10.98	125.79	120.30
1	7w	229	ARG	NE-CZ-NH1	10.98	125.79	120.30
1	9C	167	ARG	NH1-CZ-NH2	-10.98	107.33	119.40
1	eA	145	TYR	CB-CG-CD2	10.98	127.58	121.00
1	gN	18	ARG	NE-CZ-NH1	10.97	125.79	120.30

Continued on next page...

Continued from previous page...

Mol	Chain	Res	Type	Atoms	Z	Observed(°)	Ideal(°)
1	jy	229	ARG	NE-CZ-NH1	10.97	125.79	120.30
1	lt	130	TYR	CB-CG-CD2	-10.97	114.42	121.00
1	2c	82	ARG	NE-CZ-NH1	10.97	125.79	120.30
1	4l	100	ARG	NE-CZ-NH2	-10.97	114.81	120.30
1	7U	162	ARG	NE-CZ-NH2	10.97	125.79	120.30
1	cw	229	ARG	NE-CZ-NH1	10.97	125.79	120.30
1	f	132	ARG	NE-CZ-NH1	10.97	125.79	120.30
1	1E	143	ARG	NE-CZ-NH1	10.97	125.78	120.30
1	hL	154	ARG	NE-CZ-NH2	10.97	125.79	120.30
1	30	169	TYR	CB-CG-CD1	10.97	127.58	121.00
1	8X	167	ARG	NE-CZ-NH2	10.97	125.79	120.30
1	9g	168	PHE	CB-CG-CD1	-10.97	113.12	120.80
1	di	143	ARG	NE-CZ-NH2	-10.97	114.81	120.30
1	4t	130	TYR	CB-CG-CD2	-10.97	114.42	121.00
1	5g	145	TYR	CB-CG-CD2	10.97	127.58	121.00
1	9R	154	ARG	NE-CZ-NH1	10.97	125.78	120.30
1	aJ	82	ARG	NE-CZ-NH1	10.97	125.79	120.30
1	bC	173	ARG	NE-CZ-NH1	10.97	125.78	120.30
1	dQ	154	ARG	NE-CZ-NH2	-10.97	114.81	120.30
1	gP	18	ARG	NE-CZ-NH1	10.97	125.78	120.30
1	56	229	ARG	NE-CZ-NH1	10.97	125.78	120.30
1	8q	145	TYR	CB-CG-CD2	10.97	127.58	121.00
1	1u	162	ARG	NE-CZ-NH2	-10.97	114.82	120.30
1	ha	132	ARG	NE-CZ-NH1	10.96	125.78	120.30
1	jz	173	ARG	NE-CZ-NH1	10.96	125.78	120.30
1	k3	154	ARG	NE-CZ-NH2	10.96	125.78	120.30
1	ew	82	ARG	NE-CZ-NH1	10.96	125.78	120.30
1	3A	32	PHE	CB-CG-CD2	10.96	128.47	120.80
1	38	130	TYR	CB-CG-CD2	-10.96	114.42	121.00
1	5i	100	ARG	NE-CZ-NH1	10.96	125.78	120.30
1	cj	169	TYR	CB-CG-CD2	10.96	127.58	121.00
1	c6	169	TYR	CB-CG-CD2	-10.96	114.42	121.00
1	28	18	ARG	NE-CZ-NH1	10.96	125.78	120.30
1	57	97	ARG	NE-CZ-NH1	10.96	125.78	120.30
1	8g	164	TYR	CB-CG-CD1	-10.96	114.42	121.00
1	br	18	ARG	NE-CZ-NH2	-10.96	114.82	120.30
1	gi	162	ARG	NE-CZ-NH1	10.96	125.78	120.30
1	ho	82	ARG	NE-CZ-NH2	-10.96	114.82	120.30
1	eS	215	MET	CG-SD-CE	-10.95	82.67	100.20
1	eV	100	ARG	NE-CZ-NH1	10.96	125.78	120.30
1	fL	161	PHE	CB-CG-CD2	-10.95	113.13	120.80
1	o	162	ARG	NE-CZ-NH2	-10.95	114.82	120.30

Continued on next page...

Continued from previous page...

Mol	Chain	Res	Type	Atoms	Z	Observed(°)	Ideal(°)
1	8	162	ARG	NE-CZ-NH1	10.95	125.78	120.30
1	7z	167	ARG	NE-CZ-NH1	10.95	125.78	120.30
1	1	162	ARG	NE-CZ-NH1	10.95	125.78	120.30
1	hW	162	ARG	NE-CZ-NH2	10.95	125.78	120.30
1	kY	161	PHE	CB-CG-CD2	-10.95	113.14	120.80
1	8T	167	ARG	NE-CZ-NH1	10.95	125.78	120.30
1	fl	229	ARG	NE-CZ-NH1	10.95	125.78	120.30
1	Y	145	TYR	CB-CG-CD1	10.95	127.57	121.00
1	eP	130	TYR	CB-CG-CD2	-10.95	114.43	121.00
1	gE	97	ARG	NE-CZ-NH1	10.95	125.77	120.30
1	3H	97	ARG	NE-CZ-NH2	-10.95	114.83	120.30
1	hv	154	ARG	NE-CZ-NH1	10.95	125.77	120.30
1	4a	162	ARG	NE-CZ-NH2	-10.95	114.83	120.30
1	7o	82	ARG	NE-CZ-NH1	10.95	125.77	120.30
1	i7	18	ARG	NE-CZ-NH1	10.94	125.77	120.30
1	ld	132	ARG	NE-CZ-NH1	10.95	125.77	120.30
1	5i	40	PHE	CB-CG-CD2	10.95	128.46	120.80
1	eM	18	ARG	NE-CZ-NH2	-10.95	114.83	120.30
1	8A	143	ARG	NE-CZ-NH1	10.94	125.77	120.30
1	eH	229	ARG	NE-CZ-NH2	-10.95	114.83	120.30
1	1W	97	ARG	NE-CZ-NH1	10.94	125.77	120.30
1	gP	161	PHE	CB-CG-CD1	-10.94	113.14	120.80
1	i1	169	TYR	CB-CG-CD1	-10.94	114.44	121.00
1	jF	100	ARG	NE-CZ-NH1	10.94	125.77	120.30
1	17	51	ASP	CB-CG-OD1	10.94	128.15	118.30
1	gu	32	PHE	CB-CG-CD2	10.94	128.46	120.80
1	gM	143	ARG	NE-CZ-NH1	10.94	125.77	120.30
1	lA	167	ARG	NE-CZ-NH2	-10.94	114.83	120.30
1	ei	100	ARG	NE-CZ-NH2	-10.94	114.83	120.30
1	fN	82	ARG	NE-CZ-NH1	10.94	125.77	120.30
1	g1	162	ARG	NE-CZ-NH2	-10.94	114.83	120.30
1	7G	154	ARG	NE-CZ-NH1	10.94	125.77	120.30
1	fO	173	ARG	NE-CZ-NH2	-10.94	114.83	120.30
1	gL	173	ARG	NE-CZ-NH2	-10.93	114.83	120.30
1	iw	18	ARG	NE-CZ-NH1	10.93	125.77	120.30
1	ip	82	ARG	NE-CZ-NH1	10.93	125.77	120.30
1	jE	82	ARG	NE-CZ-NH1	10.93	125.77	120.30
1	bg	143	ARG	NE-CZ-NH1	10.93	125.77	120.30
1	dh	154	ARG	NE-CZ-NH1	10.93	125.77	120.30
1	ea	143	ARG	NE-CZ-NH1	10.93	125.77	120.30
1	3F	100	ARG	NE-CZ-NH2	-10.93	114.83	120.30
1	bS	143	ARG	NE-CZ-NH1	10.93	125.77	120.30

Continued on next page...

Continued from previous page...

Mol	Chain	Res	Type	Atoms	Z	Observed(°)	Ideal(°)
1	io	132	ARG	NE-CZ-NH2	-10.93	114.83	120.30
1	4J	100	ARG	NE-CZ-NH2	-10.93	114.84	120.30
1	ej	162	ARG	NE-CZ-NH1	-10.93	114.83	120.30
1	Q	162	ARG	NE-CZ-NH1	10.93	125.77	120.30
1	5x	168	PHE	CB-CG-CD1	10.93	128.45	120.80
1	i0	18	ARG	NE-CZ-NH2	-10.93	114.84	120.30
1	5V	154	ARG	NE-CZ-NH2	-10.93	114.84	120.30
1	7g	18	ARG	NE-CZ-NH2	-10.93	114.84	120.30
1	8y	97	ARG	NE-CZ-NH1	10.93	125.76	120.30
1	9L	143	ARG	NE-CZ-NH1	10.93	125.76	120.30
1	fo	167	ARG	NE-CZ-NH2	-10.93	114.84	120.30
1	P	173	ARG	NE-CZ-NH2	-10.93	114.84	120.30
1	gm	100	ARG	NE-CZ-NH1	10.92	125.76	120.30
1	iC	82	ARG	NE-CZ-NH1	10.92	125.76	120.30
1	4m	229	ARG	NE-CZ-NH1	10.92	125.76	120.30
1	9F	145	TYR	CB-CG-CD2	10.92	127.55	121.00
1	1w	97	ARG	NE-CZ-NH1	10.92	125.76	120.30
1	hB	143	ARG	NE-CZ-NH2	-10.92	114.84	120.30
1	kH	97	ARG	NE-CZ-NH2	10.92	125.76	120.30
1	3W	229	ARG	NE-CZ-NH1	10.92	125.76	120.30
1	5P	82	ARG	NE-CZ-NH1	10.92	125.76	120.30
1	7V	32	PHE	CB-CG-CD2	10.92	128.44	120.80
1	a5	100	ARG	NE-CZ-NH1	10.92	125.76	120.30
1	8z	162	ARG	NE-CZ-NH1	10.92	125.76	120.30
1	9M	162	ARG	NE-CZ-NH2	-10.92	114.84	120.30
1	cm	229	ARG	NE-CZ-NH1	10.92	125.76	120.30
1	gj	164	TYR	CB-CG-CD2	-10.92	114.45	121.00
1	7t	167	ARG	NE-CZ-NH1	10.92	125.76	120.30
1	l0	143	ARG	NE-CZ-NH2	10.91	125.76	120.30
1	lB	82	ARG	NH1-CZ-NH2	-10.91	107.40	119.40
1	5Q	130	TYR	CB-CG-CD2	-10.91	114.45	121.00
1	cn	97	ARG	NE-CZ-NH1	10.91	125.76	120.30
1	if	143	ARG	NE-CZ-NH2	-10.91	114.84	120.30
1	jp	162	ARG	NE-CZ-NH1	10.91	125.75	120.30
1	44	18	ARG	NE-CZ-NH2	-10.91	114.84	120.30
1	4O	162	ARG	NE-CZ-NH1	10.91	125.76	120.30
1	3P	97	ARG	NE-CZ-NH1	10.91	125.75	120.30
1	aN	97	ARG	NE-CZ-NH1	10.91	125.75	120.30
1	cq	132	ARG	NE-CZ-NH2	-10.91	114.84	120.30
1	dd	152	ASP	CB-CG-OD1	10.91	128.12	118.30
1	U	167	ARG	NE-CZ-NH2	-10.91	114.84	120.30
1	hL	169	TYR	CB-CG-CD1	-10.91	114.45	121.00

Continued on next page...

Continued from previous page...

Mol	Chain	Res	Type	Atoms	Z	Observed(°)	Ideal(°)
1	hV	100	ARG	NE-CZ-NH2	-10.91	114.85	120.30
1	iS	97	ARG	NE-CZ-NH1	10.91	125.75	120.30
1	jl	173	ARG	NE-CZ-NH2	10.91	125.75	120.30
1	ll	154	ARG	NE-CZ-NH2	-10.91	114.85	120.30
1	2t	100	ARG	NE-CZ-NH1	10.91	125.75	120.30
1	4f	162	ARG	NE-CZ-NH2	-10.91	114.85	120.30
1	8q	154	ARG	NE-CZ-NH2	-10.91	114.85	120.30
1	du	51	ASP	CB-CG-OD1	10.91	128.12	118.30
1	hs	145	TYR	CB-CG-CD2	-10.90	114.46	121.00
1	3R	161	PHE	CB-CG-CD1	-10.90	113.17	120.80
1	7f	100	ARG	NE-CZ-NH1	10.90	125.75	120.30
1	in	145	TYR	CB-CG-CD1	10.90	127.54	121.00
1	4J	169	TYR	CB-CG-CD1	10.90	127.54	121.00
1	7p	132	ARG	NE-CZ-NH2	-10.90	114.85	120.30
1	eg	162	ARG	NE-CZ-NH2	-10.90	114.85	120.30
1	ht	169	TYR	CB-CG-CD1	-10.90	114.46	121.00
1	iG	229	ARG	NE-CZ-NH1	10.90	125.75	120.30
1	hP	162	ARG	NE-CZ-NH2	10.90	125.75	120.30
1	hY	229	ARG	NE-CZ-NH1	10.90	125.75	120.30
1	3z	229	ARG	NE-CZ-NH1	10.90	125.75	120.30
1	6l	167	ARG	NE-CZ-NH1	10.90	125.75	120.30
1	9c	154	ARG	NE-CZ-NH1	10.90	125.75	120.30
1	dC	167	ARG	NE-CZ-NH2	-10.90	114.85	120.30
1	fK	169	TYR	CB-CG-CD2	-10.90	114.46	121.00
1	2T	161	PHE	CB-CG-CD2	-10.90	113.17	120.80
1	2T	162	ARG	NE-CZ-NH2	-10.90	114.85	120.30
1	fl	173	ARG	NE-CZ-NH1	10.90	125.75	120.30
1	ig	132	ARG	NE-CZ-NH1	10.90	125.75	120.30
1	38	132	ARG	NE-CZ-NH1	10.90	125.75	120.30
1	4O	164	TYR	CB-CG-CD1	-10.90	114.46	121.00
1	5i	97	ARG	NE-CZ-NH1	10.90	125.75	120.30
1	cx	167	ARG	NE-CZ-NH2	-10.90	114.85	120.30
1	du	97	ARG	NE-CZ-NH1	10.90	125.75	120.30
1	fd	18	ARG	NE-CZ-NH1	10.90	125.75	120.30
1	eu	173	ARG	NE-CZ-NH2	-10.89	114.85	120.30
1	24	154	ARG	NE-CZ-NH2	-10.89	114.85	120.30
1	58	164	TYR	CB-CG-CD1	-10.89	114.47	121.00
1	cF	132	ARG	NE-CZ-NH2	10.89	125.75	120.30
1	gq	97	ARG	NE-CZ-NH1	10.89	125.74	120.30
1	kw	18	ARG	NE-CZ-NH1	10.89	125.75	120.30
1	7X	100	ARG	NE-CZ-NH2	-10.89	114.86	120.30
1	jm	162	ARG	NE-CZ-NH2	-10.89	114.86	120.30

Continued on next page...

Continued from previous page...

Mol	Chain	Res	Type	Atoms	Z	Observed(°)	Ideal(°)
1	9r	167	ARG	NE-CZ-NH1	10.89	125.74	120.30
1	ep	173	ARG	NE-CZ-NH1	10.89	125.74	120.30
1	g1	143	ARG	NE-CZ-NH1	10.89	125.74	120.30
1	5	154	ARG	NE-CZ-NH1	10.89	125.74	120.30
1	h0	143	ARG	NE-CZ-NH1	10.88	125.74	120.30
1	1Z	154	ARG	NE-CZ-NH1	10.89	125.74	120.30
1	ak	162	ARG	NE-CZ-NH2	-10.89	114.86	120.30
1	lo	168	PHE	CB-CG-CD1	10.88	128.42	120.80
1	c1	169	TYR	CB-CG-CD1	-10.88	114.47	121.00
1	f1	173	ARG	NE-CZ-NH2	10.88	125.74	120.30
1	8G	18	ARG	NE-CZ-NH2	-10.88	114.86	120.30
1	ca	145	TYR	CB-CG-CD1	-10.88	114.47	121.00
1	cq	81	ASP	CB-CG-OD1	10.88	128.09	118.30
1	eU	132	ARG	NE-CZ-NH1	10.88	125.74	120.30
1	j1	168	PHE	CB-CG-CD2	10.88	128.41	120.80
1	3X	167	ARG	NE-CZ-NH1	10.88	125.74	120.30
1	4L	130	TYR	CB-CG-CD2	-10.88	114.47	121.00
1	6K	82	ARG	NE-CZ-NH1	-10.88	114.86	120.30
1	eF	18	ARG	NH1-CZ-NH2	-10.88	107.43	119.40
1	eF	154	ARG	NE-CZ-NH2	10.88	125.74	120.30
1	x	168	PHE	CB-CG-CD1	-10.88	113.19	120.80
1	gM	40	PHE	CB-CG-CD2	-10.88	113.19	120.80
1	hi	197	ASP	CB-CG-OD2	10.88	128.09	118.30
1	kV	97	ARG	NE-CZ-NH2	-10.88	114.86	120.30
1	62	132	ARG	NE-CZ-NH1	10.87	125.74	120.30
1	Y	143	ARG	NE-CZ-NH2	-10.87	114.86	120.30
1	cJ	167	ARG	NE-CZ-NH1	10.87	125.74	120.30
1	j9	167	ARG	NE-CZ-NH2	-10.87	114.86	120.30
1	l5	162	ARG	NE-CZ-NH2	-10.87	114.86	120.30
1	75	154	ARG	NE-CZ-NH1	10.87	125.74	120.30
1	5R	103	ASP	CB-CG-OD2	10.87	128.08	118.30
1	cA	100	ARG	NE-CZ-NH1	10.87	125.73	120.30
1	kp	173	ARG	NE-CZ-NH2	-10.87	114.87	120.30
1	8B	145	TYR	CB-CG-CD1	10.87	127.52	121.00
1	4v	82	ARG	NE-CZ-NH2	-10.87	114.87	120.30
1	6u	168	PHE	CB-CG-CD2	10.87	128.41	120.80
1	7c	100	ARG	NE-CZ-NH1	10.87	125.73	120.30
1	eO	173	ARG	NE-CZ-NH2	-10.87	114.87	120.30
1	8w	100	ARG	NE-CZ-NH2	-10.86	114.87	120.30
1	b3	167	ARG	NE-CZ-NH2	-10.87	114.87	120.30
1	dT	154	ARG	NE-CZ-NH2	-10.87	114.87	120.30
1	V	169	TYR	CB-CG-CD2	-10.86	114.48	121.00

Continued on next page...

Continued from previous page...

Mol	Chain	Res	Type	Atoms	Z	Observed(°)	Ideal(°)
1	3f	173	ARG	NE-CZ-NH1	10.86	125.73	120.30
1	74	132	ARG	NE-CZ-NH1	10.86	125.73	120.30
1	cG	164	TYR	CB-CG-CD1	-10.86	114.48	121.00
1	du	229	ARG	NE-CZ-NH1	10.86	125.73	120.30
1	1x	97	ARG	NE-CZ-NH2	-10.86	114.87	120.30
1	fP	132	ARG	NE-CZ-NH2	10.86	125.73	120.30
1	k8	229	ARG	NE-CZ-NH1	10.86	125.73	120.30
1	hl	81	ASP	CB-CG-OD2	10.86	128.07	118.30
1	lt	164	TYR	CB-CG-CD1	-10.86	114.48	121.00
1	2h	162	ARG	NE-CZ-NH1	10.86	125.73	120.30
1	4e	167	ARG	NE-CZ-NH2	-10.86	114.87	120.30
1	8y	132	ARG	NE-CZ-NH1	10.86	125.73	120.30
1	9F	173	ARG	NE-CZ-NH1	10.86	125.73	120.30
1	b1	173	ARG	NE-CZ-NH2	10.86	125.73	120.30
1	bW	169	TYR	CB-CG-CD1	-10.86	114.48	121.00
1	dX	154	ARG	NE-CZ-NH1	10.86	125.73	120.30
1	6	173	ARG	NE-CZ-NH2	-10.86	114.87	120.30
1	h2	167	ARG	NE-CZ-NH1	10.86	125.73	120.30
1	38	100	ARG	NE-CZ-NH1	10.86	125.73	120.30
1	dM	229	ARG	NE-CZ-NH2	10.86	125.73	120.30
1	dP	167	ARG	NE-CZ-NH1	10.86	125.73	120.30
1	lb	169	TYR	CB-CG-CD1	-10.85	114.49	121.00
1	3n	162	ARG	NE-CZ-NH1	10.85	125.73	120.30
1	50	173	ARG	NE-CZ-NH1	10.85	125.73	120.30
1	74	167	ARG	NE-CZ-NH1	10.85	125.73	120.30
1	1c	82	ARG	NE-CZ-NH1	10.85	125.73	120.30
1	fp	100	ARG	NE-CZ-NH2	-10.85	114.87	120.30
1	T	164	TYR	CG-CD1-CE1	-10.85	112.62	121.30
1	h2	82	ARG	NE-CZ-NH1	10.85	125.73	120.30
1	21	229	ARG	NE-CZ-NH2	-10.85	114.87	120.30
1	6L	162	ARG	NE-CZ-NH1	10.85	125.73	120.30
1	7G	130	TYR	CB-CG-CD2	-10.85	114.49	121.00
1	1l	18	ARG	NE-CZ-NH1	10.85	125.73	120.30
1	9I	82	ARG	NE-CZ-NH1	10.85	125.72	120.30
1	hz	143	ARG	NE-CZ-NH2	-10.85	114.88	120.30
1	3m	215	MET	CG-SD-CE	-10.85	82.84	100.20
1	4u	173	ARG	NE-CZ-NH2	-10.85	114.88	120.30
1	6X	164	TYR	CB-CG-CD2	-10.85	114.49	121.00
1	eh	132	ARG	NE-CZ-NH1	10.85	125.72	120.30
1	iH	215	MET	CG-SD-CE	-10.85	82.84	100.20
1	23	173	ARG	NE-CZ-NH2	-10.85	114.88	120.30
1	gN	97	ARG	NE-CZ-NH1	10.85	125.72	120.30

Continued on next page...

Continued from previous page...

Mol	Chain	Res	Type	Atoms	Z	Observed(°)	Ideal(°)
1	iO	82	ARG	NE-CZ-NH1	10.85	125.72	120.30
1	jW	169	TYR	CB-CG-CD2	-10.85	114.49	121.00
1	32	169	TYR	CB-CG-CD1	-10.85	114.49	121.00
1	45	82	ARG	NE-CZ-NH1	10.85	125.72	120.30
1	gG	167	ARG	NE-CZ-NH2	-10.84	114.88	120.30
1	5M	143	ARG	NE-CZ-NH2	-10.84	114.88	120.30
1	7R	100	ARG	NE-CZ-NH1	10.84	125.72	120.30
1	bP	145	TYR	CB-CG-CD1	-10.84	114.49	121.00
1	6v	143	ARG	NE-CZ-NH2	-10.84	114.88	120.30
1	16	132	ARG	NE-CZ-NH2	-10.84	114.88	120.30
1	cF	18	ARG	NE-CZ-NH2	-10.84	114.88	120.30
1	fB	32	PHE	CB-CG-CD2	-10.84	113.21	120.80
1	1S	97	ARG	NE-CZ-NH2	-10.84	114.88	120.30
1	ju	163	ASP	CB-CG-OD2	10.84	128.06	118.30
1	jY	143	ARG	NE-CZ-NH1	10.84	125.72	120.30
1	4n	164	TYR	CB-CG-CD1	10.84	127.50	121.00
1	j0	167	ARG	NE-CZ-NH1	10.84	125.72	120.30
1	kg	100	ARG	NE-CZ-NH2	-10.84	114.88	120.30
1	22	173	ARG	NE-CZ-NH2	10.84	125.72	120.30
1	ea	173	ARG	NE-CZ-NH2	-10.84	114.88	120.30
1	78	97	ARG	NE-CZ-NH2	-10.84	114.88	120.30
1	8P	229	ARG	NE-CZ-NH1	10.84	125.72	120.30
1	9H	145	TYR	CB-CG-CD2	-10.84	114.50	121.00
1	1t	97	ARG	NE-CZ-NH2	-10.84	114.88	120.30
1	4h	154	ARG	NE-CZ-NH1	10.83	125.72	120.30
1	jD	164	TYR	CB-CG-CD2	-10.83	114.50	121.00
1	jK	132	ARG	NE-CZ-NH2	-10.83	114.88	120.30
1	6v	154	ARG	NE-CZ-NH1	10.83	125.72	120.30
1	jh	154	ARG	NH1-CZ-NH2	-10.83	107.49	119.40
1	jW	229	ARG	NE-CZ-NH1	10.83	125.72	120.30
1	kU	173	ARG	NE-CZ-NH2	-10.83	114.89	120.30
1	kX	82	ARG	NE-CZ-NH2	-10.83	114.89	120.30
1	2a	173	ARG	NE-CZ-NH1	10.83	125.72	120.30
1	lj	229	ARG	NE-CZ-NH1	10.83	125.72	120.30
1	dT	130	TYR	CB-CG-CD2	-10.83	114.50	121.00
1	ea	229	ARG	NH1-CZ-NH2	-10.83	107.49	119.40
1	5	82	ARG	NE-CZ-NH2	10.83	125.72	120.30
1	i9	154	ARG	NE-CZ-NH2	-10.83	114.89	120.30
1	js	173	ARG	NE-CZ-NH1	10.83	125.71	120.30
1	24	143	ARG	NE-CZ-NH1	10.83	125.71	120.30
1	aC	132	ARG	NE-CZ-NH1	10.83	125.71	120.30
1	jw	132	ARG	NE-CZ-NH1	10.82	125.71	120.30

Continued on next page...

Continued from previous page...

Mol	Chain	Res	Type	Atoms	Z	Observed(°)	Ideal(°)
1	32	132	ARG	NE-CZ-NH2	-10.82	114.89	120.30
1	3t	154	ARG	NE-CZ-NH1	10.82	125.71	120.30
1	ay	18	ARG	NE-CZ-NH1	10.82	125.71	120.30
1	eG	154	ARG	NE-CZ-NH2	-10.82	114.89	120.30
1	j7	162	ARG	NE-CZ-NH1	10.82	125.71	120.30
1	2e	82	ARG	NE-CZ-NH1	10.82	125.71	120.30
1	4E	100	ARG	NE-CZ-NH1	10.82	125.71	120.30
1	9O	145	TYR	CB-CG-CD2	-10.82	114.51	121.00
1	1F	162	ARG	NE-CZ-NH1	10.82	125.71	120.30
1	ea	97	ARG	NE-CZ-NH2	-10.82	114.89	120.30
1	7f	162	ARG	NE-CZ-NH1	10.82	125.71	120.30
1	8f	132	ARG	NE-CZ-NH1	10.82	125.71	120.30
1	bj	167	ARG	NE-CZ-NH2	-10.82	114.89	120.30
1	kR	154	ARG	NE-CZ-NH2	-10.81	114.89	120.30
1	a7	40	PHE	CB-CG-CD2	10.81	128.37	120.80
1	bG	154	ARG	NE-CZ-NH1	10.81	125.71	120.30
1	cT	167	ARG	NE-CZ-NH2	-10.81	114.89	120.30
1	jO	154	ARG	NE-CZ-NH2	-10.81	114.89	120.30
1	co	82	ARG	NE-CZ-NH2	-10.81	114.89	120.30
1	6g	229	ARG	NE-CZ-NH2	-10.81	114.89	120.30
1	aD	132	ARG	NE-CZ-NH1	10.81	125.71	120.30
1	o	167	ARG	NE-CZ-NH2	-10.81	114.89	120.30
1	i6	162	ARG	NE-CZ-NH2	-10.81	114.90	120.30
1	k1	82	ARG	NE-CZ-NH2	-10.81	114.89	120.30
1	jf	18	ARG	NH1-CZ-NH2	-10.81	107.51	119.40
1	k8	82	ARG	NE-CZ-NH1	10.81	125.70	120.30
1	8A	18	ARG	NE-CZ-NH1	10.81	125.70	120.30
1	4r	154	ARG	NE-CZ-NH1	10.81	125.70	120.30
1	7S	154	ARG	NH1-CZ-NH2	-10.81	107.51	119.40
1	8g	229	ARG	NE-CZ-NH2	-10.81	114.90	120.30
1	9K	164	TYR	CB-CG-CD2	-10.81	114.52	121.00
1	ab	81	ASP	CB-CG-OD2	10.81	128.03	118.30
1	dH	154	ARG	NE-CZ-NH2	-10.81	114.90	120.30
1	l3	229	ARG	NE-CZ-NH2	-10.80	114.90	120.30
1	lI	132	ARG	NE-CZ-NH2	-10.80	114.90	120.30
1	7n	161	PHE	CB-CG-CD1	10.80	128.36	120.80
1	7w	97	ARG	NH1-CZ-NH2	-10.80	107.52	119.40
1	cj	97	ARG	NE-CZ-NH1	10.80	125.70	120.30
1	id	168	PHE	CB-CG-CD1	10.80	128.36	120.80
1	7J	132	ARG	NE-CZ-NH1	10.80	125.70	120.30
1	gf	100	ARG	NE-CZ-NH1	10.80	125.70	120.30
1	kN	154	ARG	NE-CZ-NH1	10.80	125.70	120.30

Continued on next page...

Continued from previous page...

Mol	Chain	Res	Type	Atoms	Z	Observed(°)	Ideal(°)
1	bx	132	ARG	NE-CZ-NH2	-10.80	114.90	120.30
1	jn	143	ARG	NE-CZ-NH1	10.79	125.70	120.30
1	3O	143	ARG	NE-CZ-NH1	10.79	125.70	120.30
1	kh	18	ARG	NE-CZ-NH1	10.79	125.70	120.30
1	ki	145	TYR	CB-CG-CD1	-10.79	114.52	121.00
1	kC	169	TYR	CB-CG-CD1	10.79	127.48	121.00
1	1h	132	ARG	NE-CZ-NH1	10.79	125.70	120.30
1	g1	100	ARG	NE-CZ-NH2	-10.79	114.90	120.30
1	lk	100	ARG	NE-CZ-NH2	-10.79	114.90	120.30
1	fV	162	ARG	NE-CZ-NH1	10.79	125.69	120.30
1	il	18	ARG	NE-CZ-NH2	-10.79	114.91	120.30
1	2Y	229	ARG	NE-CZ-NH1	10.79	125.69	120.30
1	3n	143	ARG	NE-CZ-NH1	10.79	125.69	120.30
1	44	132	ARG	NE-CZ-NH1	-10.79	114.91	120.30
1	6v	162	ARG	NE-CZ-NH2	-10.79	114.91	120.30
1	kp	164	TYR	CB-CG-CD1	10.79	127.47	121.00
1	7i	154	ARG	NE-CZ-NH2	10.79	125.69	120.30
1	9u	97	ARG	NE-CZ-NH1	10.79	125.69	120.30
1	aH	215	MET	CG-SD-CE	-10.79	82.94	100.20
1	eR	132	ARG	NH1-CZ-NH2	-10.79	107.53	119.40
1	kA	145	TYR	CB-CG-CD2	10.79	127.47	121.00
1	4b	145	TYR	CB-CG-CD2	10.79	127.47	121.00
1	8P	82	ARG	NE-CZ-NH2	-10.79	114.91	120.30
1	9m	154	ARG	NE-CZ-NH1	10.79	125.69	120.30
1	ap	167	ARG	NE-CZ-NH1	10.79	125.69	120.30
1	bl	18	ARG	NE-CZ-NH1	10.79	125.69	120.30
1	dJ	32	PHE	CB-CG-CD2	-10.78	113.25	120.80
1	h9	164	TYR	CB-CG-CD1	-10.78	114.53	121.00
1	74	167	ARG	NE-CZ-NH2	-10.78	114.91	120.30
1	8o	229	ARG	NE-CZ-NH1	10.78	125.69	120.30
1	bd	18	ARG	NE-CZ-NH2	-10.78	114.91	120.30
1	98	97	ARG	NE-CZ-NH1	10.78	125.69	120.30
1	9C	18	ARG	NE-CZ-NH1	10.78	125.69	120.30
1	ai	154	ARG	NE-CZ-NH2	-10.78	114.91	120.30
1	aX	132	ARG	NE-CZ-NH1	10.78	125.69	120.30
1	eV	168	PHE	CB-CG-CD2	10.78	128.35	120.80
1	22	32	PHE	CB-CG-CD2	-10.78	113.25	120.80
1	5Z	18	ARG	NE-CZ-NH1	10.78	125.69	120.30
1	89	100	ARG	NE-CZ-NH1	10.78	125.69	120.30
1	d1	143	ARG	NE-CZ-NH1	10.78	125.69	120.30
1	jr	229	ARG	NE-CZ-NH2	10.78	125.69	120.30
1	5x	18	ARG	NH1-CZ-NH2	-10.78	107.54	119.40

Continued on next page...

Continued from previous page...

Mol	Chain	Res	Type	Atoms	Z	Observed(°)	Ideal(°)
1	eB	167	ARG	NE-CZ-NH1	10.78	125.69	120.30
1	ga	145	TYR	CB-CG-CD1	-10.78	114.53	121.00
1	gi	18	ARG	NE-CZ-NH1	10.78	125.69	120.30
1	79	82	ARG	NE-CZ-NH2	-10.78	114.91	120.30
1	bS	229	ARG	NE-CZ-NH1	10.78	125.69	120.30
1	fz	169	TYR	CB-CG-CD1	-10.78	114.53	121.00
1	gt	154	ARG	NE-CZ-NH1	10.77	125.69	120.30
1	hZ	82	ARG	NE-CZ-NH1	10.77	125.69	120.30
1	iw	229	ARG	NE-CZ-NH1	10.77	125.69	120.30
1	77	82	ARG	NE-CZ-NH2	-10.77	114.91	120.30
1	jE	229	ARG	NE-CZ-NH1	10.77	125.69	120.30
1	2j	143	ARG	NE-CZ-NH1	10.77	125.69	120.30
1	7q	162	ARG	NE-CZ-NH2	-10.77	114.91	120.30
1	8r	162	ARG	NE-CZ-NH1	10.77	125.69	120.30
1	fv	18	ARG	NE-CZ-NH1	10.77	125.69	120.30
1	cH	100	ARG	NE-CZ-NH1	10.77	125.69	120.30
1	m	162	ARG	NE-CZ-NH1	10.77	125.69	120.30
1	4k	169	TYR	CB-CG-CD1	-10.77	114.54	121.00
1	4A	229	ARG	NE-CZ-NH2	-10.77	114.92	120.30
1	5y	145	TYR	CB-CG-CD1	10.77	127.46	121.00
1	5I	100	ARG	NE-CZ-NH2	10.77	125.68	120.30
1	9Z	18	ARG	NE-CZ-NH2	-10.77	114.92	120.30
1	1b	100	ARG	NE-CZ-NH2	-10.77	114.92	120.30
1	jF	145	TYR	CB-CG-CD1	-10.77	114.54	121.00
1	2s	82	ARG	NE-CZ-NH2	-10.77	114.92	120.30
1	7z	154	ARG	NE-CZ-NH2	-10.77	114.92	120.30
1	b6	173	ARG	NE-CZ-NH1	10.77	125.68	120.30
1	ee	154	ARG	NE-CZ-NH2	-10.77	114.92	120.30
1	f3	154	ARG	NE-CZ-NH1	10.77	125.68	120.30
1	i0	143	ARG	NE-CZ-NH1	10.76	125.68	120.30
1	jT	173	ARG	NE-CZ-NH2	-10.76	114.92	120.30
1	2z	173	ARG	NE-CZ-NH1	10.76	125.68	120.30
1	6B	132	ARG	NE-CZ-NH1	10.76	125.68	120.30
1	au	167	ARG	NE-CZ-NH1	10.76	125.68	120.30
1	bE	173	ARG	NE-CZ-NH1	10.76	125.68	120.30
1	bU	145	TYR	CB-CG-CD2	-10.76	114.54	121.00
1	je	167	ARG	NE-CZ-NH2	-10.76	114.92	120.30
1	3I	167	ARG	NE-CZ-NH2	-10.76	114.92	120.30
1	83	18	ARG	NE-CZ-NH2	-10.76	114.92	120.30
1	6u	168	PHE	CB-CG-CD1	-10.76	113.27	120.80
1	gG	97	ARG	NE-CZ-NH2	-10.76	114.92	120.30
1	iV	130	TYR	CB-CG-CD1	10.76	127.45	121.00

Continued on next page...

Continued from previous page...

Mol	Chain	Res	Type	Atoms	Z	Observed(°)	Ideal(°)
1	6s	162	ARG	NE-CZ-NH1	10.76	125.68	120.30
1	Z	82	ARG	NE-CZ-NH2	-10.76	114.92	120.30
1	fO	169	TYR	CB-CG-CD1	-10.76	114.55	121.00
1	hk	145	TYR	CB-CG-CD2	10.75	127.45	121.00
1	cH	32	PHE	CB-CG-CD2	10.75	128.33	120.80
1	f0	167	ARG	NE-CZ-NH1	10.75	125.68	120.30
1	j5	100	ARG	NE-CZ-NH1	10.75	125.68	120.30
1	74	154	ARG	NE-CZ-NH2	10.75	125.67	120.30
1	4Q	154	ARG	NH1-CZ-NH2	-10.75	107.58	119.40
1	eA	18	ARG	NE-CZ-NH1	10.75	125.67	120.30
1	b	169	TYR	CB-CG-CD2	10.75	127.45	121.00
1	1	229	ARG	NE-CZ-NH1	10.75	125.67	120.30
1	bF	167	ARG	NE-CZ-NH1	10.75	125.67	120.30
1	hs	100	ARG	NE-CZ-NH2	-10.74	114.93	120.30
1	42	82	ARG	NE-CZ-NH1	10.74	125.67	120.30
1	x	173	ARG	NE-CZ-NH1	10.74	125.67	120.30
1	lj	132	ARG	NE-CZ-NH1	10.74	125.67	120.30
1	9a	173	ARG	NH1-CZ-NH2	-10.74	107.58	119.40
1	eG	132	ARG	NE-CZ-NH1	10.74	125.67	120.30
1	4A	167	ARG	NE-CZ-NH1	10.74	125.67	120.30
1	4C	97	ARG	NE-CZ-NH1	10.74	125.67	120.30
1	7b	130	TYR	CB-CG-CD1	10.74	127.44	121.00
1	fS	100	ARG	NE-CZ-NH2	-10.74	114.93	120.30
1	2u	143	ARG	NE-CZ-NH1	10.74	125.67	120.30
1	4H	173	ARG	NE-CZ-NH1	10.74	125.67	120.30
1	6K	82	ARG	NE-CZ-NH2	10.74	125.67	120.30
1	fQ	145	TYR	CB-CG-CD1	10.74	127.44	121.00
1	4h	167	ARG	NE-CZ-NH1	10.74	125.67	120.30
1	6m	18	ARG	NE-CZ-NH1	10.74	125.67	120.30
1	73	163	ASP	CB-CG-OD2	10.74	127.96	118.30
1	dJ	173	ARG	NE-CZ-NH2	-10.74	114.93	120.30
1	h9	169	TYR	CB-CG-CD1	10.73	127.44	121.00
1	5M	32	PHE	CB-CG-CD1	10.73	128.31	120.80
1	kQ	32	PHE	CB-CG-CD1	10.73	128.31	120.80
1	5h	167	ARG	NE-CZ-NH2	-10.73	114.93	120.30
1	3E	143	ARG	NE-CZ-NH2	-10.73	114.94	120.30
1	5y	82	ARG	NE-CZ-NH2	-10.73	114.93	120.30
1	7F	100	ARG	NE-CZ-NH1	10.73	125.67	120.30
1	eK	154	ARG	NE-CZ-NH2	10.73	125.67	120.30
1	eO	132	ARG	NE-CZ-NH1	10.73	125.67	120.30
1	6y	167	ARG	NE-CZ-NH2	-10.73	114.94	120.30
1	eD	164	TYR	CB-CG-CD2	-10.73	114.56	121.00

Continued on next page...

Continued from previous page...

Mol	Chain	Res	Type	Atoms	Z	Observed(°)	Ideal(°)
1	4E	40	PHE	CB-CG-CD1	-10.73	113.29	120.80
1	iZ	167	ARG	NE-CZ-NH2	-10.73	114.94	120.30
1	jU	100	ARG	NE-CZ-NH2	10.73	125.66	120.30
1	cG	82	ARG	NE-CZ-NH2	-10.73	114.94	120.30
1	kl	162	ARG	NE-CZ-NH2	-10.73	114.94	120.30
1	ll	18	ARG	NE-CZ-NH2	10.73	125.66	120.30
1	fx	162	ARG	NE-CZ-NH1	10.73	125.66	120.30
1	in	18	ARG	NE-CZ-NH1	10.72	125.66	120.30
1	7R	167	ARG	NE-CZ-NH1	10.72	125.66	120.30
1	3l	132	ARG	NE-CZ-NH1	10.72	125.66	120.30
1	aj	173	ARG	NE-CZ-NH1	10.72	125.66	120.30
1	dj	145	TYR	CB-CG-CD2	10.72	127.43	121.00
1	1B	132	ARG	NE-CZ-NH2	-10.72	114.94	120.30
1	gi	130	TYR	CB-CG-CD2	-10.72	114.57	121.00
1	l0	143	ARG	NE-CZ-NH1	10.72	125.66	120.30
1	3m	229	ARG	NE-CZ-NH1	10.72	125.66	120.30
1	5u	97	ARG	NE-CZ-NH2	-10.72	114.94	120.30
1	6i	18	ARG	NE-CZ-NH2	-10.72	114.94	120.30
1	aK	167	ARG	NE-CZ-NH1	10.72	125.66	120.30
1	iJ	18	ARG	NE-CZ-NH1	10.72	125.66	120.30
1	3K	169	TYR	CB-CG-CD1	10.72	127.43	121.00
1	4w	82	ARG	NE-CZ-NH2	-10.72	114.94	120.30
1	8T	66	MET	CG-SD-CE	-10.72	83.05	100.20
1	bE	162	ARG	NE-CZ-NH1	10.72	125.66	120.30
1	fJ	143	ARG	NE-CZ-NH2	-10.72	114.94	120.30
1	gX	173	ARG	NE-CZ-NH1	10.72	125.66	120.30
1	lm	162	ARG	NE-CZ-NH2	-10.72	114.94	120.30
1	8L	18	ARG	CD-NE-CZ	10.72	138.60	123.60
1	4n	229	ARG	NE-CZ-NH2	-10.72	114.94	120.30
1	4B	154	ARG	NE-CZ-NH1	10.71	125.66	120.30
1	4P	145	TYR	CB-CG-CD1	-10.71	114.57	121.00
1	6f	100	ARG	NE-CZ-NH2	-10.71	114.94	120.30
1	9G	173	ARG	NE-CZ-NH1	10.71	125.66	120.30
1	bq	164	TYR	CB-CG-CD1	-10.71	114.57	121.00
1	c5	132	ARG	NE-CZ-NH1	10.71	125.66	120.30
1	eI	197	ASP	CB-CG-OD1	10.71	127.94	118.30
1	f9	100	ARG	NE-CZ-NH1	10.71	125.66	120.30
1	kL	163	ASP	CB-CG-OD2	-10.71	108.66	118.30
1	3R	100	ARG	NE-CZ-NH2	-10.71	114.94	120.30
1	hP	132	ARG	NE-CZ-NH2	-10.71	114.94	120.30
1	i4	169	TYR	CB-CG-CD1	10.71	127.43	121.00
1	lL	173	ARG	NE-CZ-NH2	-10.71	114.94	120.30

Continued on next page...

Continued from previous page...

Mol	Chain	Res	Type	Atoms	Z	Observed(°)	Ideal(°)
1	ix	164	TYR	CB-CG-CD2	-10.71	114.57	121.00
1	jd	229	ARG	NE-CZ-NH2	-10.71	114.94	120.30
1	kb	100	ARG	NE-CZ-NH1	10.71	125.66	120.30
1	cv	162	ARG	NE-CZ-NH1	10.71	125.66	120.30
1	3R	143	ARG	NE-CZ-NH2	-10.71	114.94	120.30
1	6c	82	ARG	NE-CZ-NH2	-10.71	114.94	120.30
1	fx	167	ARG	NE-CZ-NH2	-10.71	114.94	120.30
1	hY	173	ARG	NE-CZ-NH1	10.71	125.65	120.30
1	3b	229	ARG	NE-CZ-NH1	10.71	125.65	120.30
1	6K	162	ARG	NE-CZ-NH1	10.71	125.65	120.30
1	8G	162	ARG	NE-CZ-NH2	-10.71	114.95	120.30
1	8V	167	ARG	NE-CZ-NH2	-10.71	114.95	120.30
1	c0	169	TYR	CB-CG-CD2	-10.71	114.58	121.00
1	cn	100	ARG	NE-CZ-NH2	-10.71	114.95	120.30
1	kf	97	ARG	NE-CZ-NH2	10.71	125.65	120.30
1	2p	132	ARG	NE-CZ-NH1	10.71	125.65	120.30
1	4Y	169	TYR	CB-CG-CD1	-10.70	114.58	121.00
1	5B	132	ARG	NE-CZ-NH1	10.70	125.65	120.30
1	5B	143	ARG	NH1-CZ-NH2	-10.71	107.62	119.40
1	b9	229	ARG	NE-CZ-NH2	-10.70	114.95	120.30
1	cQ	103	ASP	CB-CG-OD1	-10.70	108.67	118.30
1	66	168	PHE	CB-CG-CD1	-10.70	113.31	120.80
1	6E	162	ARG	NE-CZ-NH2	-10.70	114.95	120.30
1	1b	132	ARG	NE-CZ-NH1	10.70	125.65	120.30
1	gh	143	ARG	NE-CZ-NH1	10.70	125.65	120.30
1	gZ	100	ARG	NE-CZ-NH1	10.70	125.65	120.30
1	34	97	ARG	NE-CZ-NH1	10.70	125.65	120.30
1	5o	18	ARG	NE-CZ-NH2	-10.70	114.95	120.30
1	8a	82	ARG	NE-CZ-NH1	10.70	125.65	120.30
1	8D	100	ARG	NE-CZ-NH1	10.70	125.65	120.30
1	eJ	154	ARG	NE-CZ-NH1	10.70	125.65	120.30
1	f7	143	ARG	NE-CZ-NH2	-10.70	114.95	120.30
1	k2	164	TYR	CB-CG-CD2	-10.70	114.58	121.00
1	3p	167	ARG	NE-CZ-NH1	10.70	125.65	120.30
1	1f	164	TYR	CB-CG-CD2	-10.70	114.58	121.00
1	7	173	ARG	NH1-CZ-NH2	-10.70	107.63	119.40
1	5r	130	TYR	CB-CG-CD2	-10.70	114.58	121.00
1	8G	173	ARG	NE-CZ-NH1	10.70	125.65	120.30
1	cT	162	ARG	NE-CZ-NH2	-10.70	114.95	120.30
1	fR	82	ARG	NE-CZ-NH2	10.70	125.65	120.30
1	gN	154	ARG	NE-CZ-NH2	-10.69	114.95	120.30
1	iX	18	ARG	NE-CZ-NH2	-10.69	114.95	120.30

Continued on next page...

Continued from previous page...

Mol	Chain	Res	Type	Atoms	Z	Observed(°)	Ideal(°)
1	kW	97	ARG	NE-CZ-NH1	10.69	125.65	120.30
1	9s	154	ARG	NE-CZ-NH1	10.69	125.65	120.30
1	aN	164	TYR	CB-CG-CD2	-10.69	114.58	121.00
1	e3	82	ARG	NE-CZ-NH1	10.69	125.64	120.30
1	hA	229	ARG	NE-CZ-NH1	10.69	125.64	120.30
1	4h	162	ARG	NE-CZ-NH2	-10.69	114.96	120.30
1	dL	100	ARG	NE-CZ-NH2	-10.69	114.96	120.30
1	dY	100	ARG	NE-CZ-NH1	10.69	125.64	120.30
1	jj	229	ARG	NE-CZ-NH2	-10.69	114.96	120.30
1	3z	164	TYR	CB-CG-CD2	-10.69	114.59	121.00
1	6h	229	ARG	NE-CZ-NH2	-10.69	114.96	120.30
1	aG	162	ARG	NE-CZ-NH1	10.69	125.64	120.30
1	1V	100	ARG	NE-CZ-NH2	-10.69	114.96	120.30
1	kQ	82	ARG	NE-CZ-NH1	10.69	125.64	120.30
1	4Q	154	ARG	NE-CZ-NH2	10.69	125.64	120.30
1	7N	167	ARG	NE-CZ-NH2	-10.69	114.96	120.30
1	bl	145	TYR	CB-CG-CD1	-10.69	114.59	121.00
1	v	154	ARG	NE-CZ-NH1	10.69	125.64	120.30
1	hT	82	ARG	NE-CZ-NH1	10.68	125.64	120.30
1	kz	162	ARG	NE-CZ-NH1	10.68	125.64	120.30
1	j6	82	ARG	NE-CZ-NH1	10.68	125.64	120.30
1	4h	229	ARG	NE-CZ-NH2	-10.68	114.96	120.30
1	d7	173	ARG	NE-CZ-NH1	10.68	125.64	120.30
1	fT	18	ARG	NE-CZ-NH1	10.68	125.64	120.30
1	68	97	ARG	NE-CZ-NH1	10.68	125.64	120.30
1	7F	97	ARG	NE-CZ-NH1	10.68	125.64	120.30
1	fz	18	ARG	NE-CZ-NH2	-10.68	114.96	120.30
1	gc	173	ARG	NE-CZ-NH2	10.68	125.64	120.30
1	2K	97	ARG	NE-CZ-NH2	-10.68	114.96	120.30
1	32	169	TYR	CB-CG-CD2	10.68	127.41	121.00
1	5C	229	ARG	NH1-CZ-NH2	-10.68	107.66	119.40
1	1v	132	ARG	NE-CZ-NH2	10.68	125.64	120.30
1	8c	145	TYR	CB-CG-CD2	10.68	127.41	121.00
1	7F	97	ARG	NE-CZ-NH2	-10.67	114.96	120.30
1	j2	168	PHE	CB-CG-CD1	-10.67	113.33	120.80
1	jr	32	PHE	CB-CG-CD1	10.67	128.27	120.80
1	4V	167	ARG	NE-CZ-NH2	10.67	125.64	120.30
1	5f	173	ARG	NE-CZ-NH1	10.67	125.64	120.30
1	bJ	145	TYR	CB-CG-CD1	10.67	127.40	121.00
1	1Y	143	ARG	NE-CZ-NH1	10.67	125.64	120.30
1	3j	100	ARG	NE-CZ-NH1	10.67	125.64	120.30
1	gK	100	ARG	NE-CZ-NH2	-10.67	114.97	120.30

Continued on next page...

Continued from previous page...

Mol	Chain	Res	Type	Atoms	Z	Observed(°)	Ideal(°)
1	23	132	ARG	NE-CZ-NH1	10.67	125.64	120.30
1	3X	154	ARG	NE-CZ-NH2	-10.67	114.96	120.30
1	bj	229	ARG	NE-CZ-NH2	-10.67	114.97	120.30
1	da	97	ARG	NE-CZ-NH1	10.67	125.64	120.30
1	gx	167	ARG	NE-CZ-NH2	-10.67	114.97	120.30
1	kR	154	ARG	NE-CZ-NH1	10.67	125.63	120.30
1	7B	229	ARG	NE-CZ-NH1	10.67	125.63	120.30
1	cB	100	ARG	NE-CZ-NH2	-10.67	114.97	120.30
1	lJ	97	ARG	NE-CZ-NH1	10.67	125.63	120.30
1	7p	82	ARG	NE-CZ-NH2	-10.67	114.97	120.30
1	9J	132	ARG	NE-CZ-NH1	10.67	125.63	120.30
1	ds	154	ARG	NE-CZ-NH2	-10.67	114.97	120.30
1	3G	145	TYR	CB-CG-CD1	-10.66	114.60	121.00
1	91	132	ARG	NE-CZ-NH1	10.66	125.63	120.30
1	e3	168	PHE	CB-CG-CD2	-10.66	113.33	120.80
1	g4	173	ARG	NE-CZ-NH1	10.66	125.63	120.30
1	iw	143	ARG	NE-CZ-NH2	10.66	125.63	120.30
1	iZ	167	ARG	NE-CZ-NH1	10.66	125.63	120.30
1	1Y	97	ARG	NE-CZ-NH2	-10.66	114.97	120.30
1	35	18	ARG	NH1-CZ-NH2	-10.66	107.67	119.40
1	3m	100	ARG	NE-CZ-NH1	10.66	125.63	120.30
1	6d	130	TYR	CB-CG-CD1	10.66	127.40	121.00
1	ar	18	ARG	NE-CZ-NH1	10.66	125.63	120.30
1	1D	154	ARG	NE-CZ-NH1	10.66	125.63	120.30
1	2e	229	ARG	NE-CZ-NH1	10.66	125.63	120.30
1	51	132	ARG	NE-CZ-NH2	-10.66	114.97	120.30
1	bk	162	ARG	NE-CZ-NH2	-10.66	114.97	120.30
1	bi	39	MET	CG-SD-CE	-10.66	83.15	100.20
1	bv	229	ARG	NE-CZ-NH2	-10.66	114.97	120.30
1	dk	82	ARG	NE-CZ-NH1	10.66	125.63	120.30
1	gZ	82	ARG	NE-CZ-NH1	10.66	125.63	120.30
1	4r	97	ARG	NE-CZ-NH1	10.66	125.63	120.30
1	aN	100	ARG	NE-CZ-NH2	-10.66	114.97	120.30
1	ep	154	ARG	NE-CZ-NH2	10.66	125.63	120.30
1	1r	18	ARG	NE-CZ-NH2	10.66	125.63	120.30
1	9	215	MET	CG-SD-CE	-10.66	83.15	100.20
1	i9	100	ARG	NE-CZ-NH2	-10.65	114.97	120.30
1	a5	143	ARG	NE-CZ-NH1	10.65	125.63	120.30
1	bL	132	ARG	NE-CZ-NH1	10.65	125.63	120.30
1	dA	132	ARG	NE-CZ-NH2	-10.65	114.97	120.30
1	1	173	ARG	NE-CZ-NH1	10.65	125.63	120.30
1	L	154	ARG	NE-CZ-NH1	10.65	125.63	120.30

Continued on next page...

Continued from previous page...

Mol	Chain	Res	Type	Atoms	Z	Observed(°)	Ideal(°)
1	fr	162	ARG	NE-CZ-NH1	10.65	125.63	120.30
1	gM	167	ARG	NE-CZ-NH2	10.65	125.62	120.30
1	jp	82	ARG	NE-CZ-NH1	10.65	125.62	120.30
1	iu	132	ARG	NE-CZ-NH2	-10.65	114.98	120.30
1	5t	229	ARG	NE-CZ-NH1	10.65	125.62	120.30
1	6t	167	ARG	NE-CZ-NH1	10.65	125.62	120.30
1	jq	173	ARG	NE-CZ-NH1	10.65	125.62	120.30
1	jr	169	TYR	CB-CG-CD2	10.65	127.39	121.00
1	9d	82	ARG	NE-CZ-NH2	-10.64	114.98	120.30
1	gh	100	ARG	NE-CZ-NH1	10.64	125.62	120.30
1	4I	162	ARG	NE-CZ-NH2	-10.64	114.98	120.30
1	a6	161	PHE	CB-CG-CD2	-10.64	113.35	120.80
1	f9	173	ARG	NE-CZ-NH1	10.64	125.62	120.30
1	gN	164	TYR	CB-CG-CD2	10.64	127.39	121.00
1	5z	161	PHE	CB-CG-CD1	10.64	128.25	120.80
1	8g	130	TYR	CB-CG-CD2	-10.64	114.61	121.00
1	8	82	ARG	NE-CZ-NH1	10.64	125.62	120.30
1	3J	164	TYR	CB-CG-CD1	10.64	127.38	121.00
1	fz	197	ASP	CB-CG-OD1	10.64	127.88	118.30
1	aY	164	TYR	CG-CD1-CE1	-10.64	112.79	121.30
1	gb	100	ARG	NE-CZ-NH1	10.63	125.62	120.30
1	iY	173	ARG	NE-CZ-NH2	-10.63	114.98	120.30
1	2I	145	TYR	CB-CG-CD2	-10.63	114.62	121.00
1	4a	100	ARG	NE-CZ-NH2	-10.63	114.98	120.30
1	fi	167	ARG	NE-CZ-NH1	10.63	125.62	120.30
1	X	154	ARG	NE-CZ-NH1	10.63	125.62	120.30
1	4p	162	ARG	NE-CZ-NH2	-10.63	114.98	120.30
1	7c	132	ARG	NE-CZ-NH2	-10.63	114.98	120.30
1	G	132	ARG	NE-CZ-NH1	10.63	125.62	120.30
1	ga	143	ARG	NE-CZ-NH1	10.63	125.61	120.30
1	hq	229	ARG	NE-CZ-NH1	10.63	125.61	120.30
1	kx	132	ARG	NE-CZ-NH1	10.63	125.61	120.30
1	4E	162	ARG	NE-CZ-NH2	-10.63	114.99	120.30
1	9j	130	TYR	CG-CD1-CE1	-10.63	112.80	121.30
1	ck	82	ARG	NH1-CZ-NH2	-10.63	107.71	119.40
1	5E	82	ARG	NE-CZ-NH1	10.63	125.61	120.30
1	7J	18	ARG	NE-CZ-NH2	-10.63	114.99	120.30
1	8C	229	ARG	NE-CZ-NH1	10.63	125.61	120.30
1	dE	143	ARG	NE-CZ-NH2	-10.63	114.98	120.30
1	fq	229	ARG	NE-CZ-NH2	10.63	125.61	120.30
1	hQ	229	ARG	NE-CZ-NH1	10.63	125.61	120.30
1	1T	132	ARG	NE-CZ-NH1	10.63	125.61	120.30

Continued on next page...

Continued from previous page...

Mol	Chain	Res	Type	Atoms	Z	Observed(°)	Ideal(°)
1	jT	167	ARG	NE-CZ-NH1	10.63	125.61	120.30
1	75	97	ARG	NE-CZ-NH2	-10.63	114.99	120.30
1	1c	100	ARG	NE-CZ-NH1	10.62	125.61	120.30
1	dv	164	TYR	CB-CG-CD1	10.63	127.38	121.00
1	eJ	167	ARG	NE-CZ-NH2	10.62	125.61	120.30
1	iG	173	ARG	NE-CZ-NH2	-10.62	114.99	120.30
1	3B	161	PHE	CB-CG-CD2	10.62	128.24	120.80
1	6e	18	ARG	NE-CZ-NH1	10.62	125.61	120.30
1	3Z	169	TYR	CB-CG-CD1	-10.62	114.63	121.00
1	8l	143	ARG	NE-CZ-NH1	10.62	125.61	120.30
1	8R	97	ARG	NE-CZ-NH1	10.62	125.61	120.30
1	cO	167	ARG	NE-CZ-NH1	10.62	125.61	120.30
1	de	167	ARG	NE-CZ-NH2	-10.62	114.99	120.30
1	2P	32	PHE	CB-CG-CD2	-10.62	113.37	120.80
1	7G	173	ARG	NE-CZ-NH2	-10.62	114.99	120.30
1	a2	173	ARG	NE-CZ-NH2	-10.62	114.99	120.30
1	br	130	TYR	CB-CG-CD2	-10.62	114.63	121.00
1	kL	18	ARG	NE-CZ-NH1	10.61	125.61	120.30
1	46	145	TYR	CB-CG-CD1	-10.62	114.63	121.00
1	8M	229	ARG	NE-CZ-NH2	-10.62	114.99	120.30
1	bP	100	ARG	NE-CZ-NH1	10.62	125.61	120.30
1	fx	144	MET	CG-SD-CE	-10.61	83.22	100.20
1	f	133	TRP	CD1-CG-CD2	10.61	114.79	106.30
1	iL	164	TYR	CB-CG-CD2	-10.61	114.63	121.00
1	4j	97	ARG	NE-CZ-NH2	-10.61	114.99	120.30
1	8z	229	ARG	NE-CZ-NH1	10.61	125.61	120.30
1	95	132	ARG	NE-CZ-NH1	10.61	125.61	120.30
1	eQ	97	ARG	NE-CZ-NH1	10.61	125.61	120.30
1	2G	40	PHE	CB-CG-CD1	-10.61	113.37	120.80
1	6p	97	ARG	NE-CZ-NH2	10.61	125.61	120.30
1	Z	18	ARG	NE-CZ-NH1	10.61	125.61	120.30
1	dH	82	ARG	NE-CZ-NH1	10.61	125.61	120.30
1	g4	130	TYR	CB-CG-CD1	10.61	127.37	121.00
1	gT	82	ARG	NE-CZ-NH1	10.61	125.61	120.30
1	1K	229	ARG	NE-CZ-NH2	-10.61	115.00	120.30
1	5O	152	ASP	CB-CG-OD2	10.61	127.85	118.30
1	gv	81	ASP	CB-CG-OD1	10.61	127.85	118.30
1	jV	18	ARG	NE-CZ-NH1	10.61	125.60	120.30
1	8N	100	ARG	NE-CZ-NH1	10.61	125.61	120.30
1	ch	154	ARG	NE-CZ-NH1	10.61	125.60	120.30
1	cB	161	PHE	CB-CG-CD1	-10.61	113.37	120.80
1	cP	132	ARG	NE-CZ-NH2	-10.61	115.00	120.30

Continued on next page...

Continued from previous page...

Mol	Chain	Res	Type	Atoms	Z	Observed(°)	Ideal(°)
1	8	164	TYR	CB-CG-CD1	10.61	127.36	121.00
1	bi	143	ARG	NE-CZ-NH1	10.61	125.60	120.30
1	hd	173	ARG	NE-CZ-NH2	-10.61	115.00	120.30
1	i8	152	ASP	CB-CG-OD1	-10.61	108.75	118.30
1	iK	229	ARG	NE-CZ-NH1	10.61	125.60	120.30
1	3L	229	ARG	NE-CZ-NH1	10.61	125.60	120.30
1	4q	154	ARG	NE-CZ-NH2	-10.61	115.00	120.30
1	5K	154	ARG	NE-CZ-NH2	-10.61	115.00	120.30
1	77	18	ARG	NE-CZ-NH1	10.61	125.60	120.30
1	8w	197	ASP	CB-CG-OD2	10.61	127.84	118.30
1	dC	154	ARG	NE-CZ-NH1	10.61	125.60	120.30
1	1G	173	ARG	NE-CZ-NH1	10.60	125.60	120.30
1	jZ	167	ARG	NE-CZ-NH1	10.60	125.60	120.30
1	5Q	40	PHE	CB-CG-CD1	-10.60	113.38	120.80
1	9f	164	TYR	CB-CG-CD2	-10.60	114.64	121.00
1	59	82	ARG	NE-CZ-NH2	10.60	125.60	120.30
1	5A	145	TYR	CB-CG-CD1	-10.60	114.64	121.00
1	in	167	ARG	NE-CZ-NH1	10.60	125.60	120.30
1	hw	130	TYR	CB-CG-CD1	10.60	127.36	121.00
1	kw	97	ARG	NH1-CZ-NH2	-10.60	107.74	119.40
1	5n	167	ARG	NE-CZ-NH1	10.60	125.60	120.30
1	5W	100	ARG	NE-CZ-NH1	10.60	125.60	120.30
1	dz	32	PHE	CB-CG-CD2	-10.60	113.38	120.80
1	eR	173	ARG	NE-CZ-NH2	-10.60	115.00	120.30
1	f0	162	ARG	NE-CZ-NH1	10.60	125.60	120.30
1	hx	132	ARG	NE-CZ-NH1	10.60	125.60	120.30
1	49	130	TYR	CB-CG-CD2	-10.60	114.64	121.00
1	6M	169	TYR	CB-CG-CD2	10.60	127.36	121.00
1	aU	145	TYR	CB-CG-CD1	10.60	127.36	121.00
1	d6	18	ARG	NE-CZ-NH2	-10.60	115.00	120.30
1	e1	82	ARG	NE-CZ-NH1	10.60	125.60	120.30
1	6h	100	ARG	NH1-CZ-NH2	-10.59	107.75	119.40
1	gE	164	TYR	CB-CG-CD1	10.59	127.36	121.00
1	hf	168	PHE	CB-CG-CD1	-10.59	113.39	120.80
1	hE	167	ARG	NE-CZ-NH2	10.59	125.60	120.30
1	4S	167	ARG	NE-CZ-NH2	-10.59	115.00	120.30
1	e1	97	ARG	NE-CZ-NH2	-10.59	115.00	120.30
1	6g	97	ARG	NE-CZ-NH1	10.59	125.60	120.30
1	45	169	TYR	CB-CG-CD1	10.59	127.36	121.00
1	8n	154	ARG	NE-CZ-NH2	10.59	125.60	120.30
1	iJ	162	ARG	NE-CZ-NH1	10.59	125.59	120.30
1	gO	167	ARG	NE-CZ-NH1	10.59	125.59	120.30

Continued on next page...

Continued from previous page...

Mol	Chain	Res	Type	Atoms	Z	Observed(°)	Ideal(°)
1	jN	130	TYR	CB-CG-CD2	-10.59	114.65	121.00
1	2z	18	ARG	NE-CZ-NH2	10.59	125.59	120.30
1	50	168	PHE	CB-CG-CD2	10.59	128.21	120.80
1	8M	40	PHE	CB-CG-CD1	-10.59	113.39	120.80
1	bp	18	ARG	NE-CZ-NH2	-10.59	115.01	120.30
1	cr	100	ARG	NE-CZ-NH2	10.59	125.59	120.30
1	1s	229	ARG	NE-CZ-NH2	-10.59	115.01	120.30
1	T	169	TYR	CG-CD2-CE2	-10.59	112.83	121.30
1	iC	167	ARG	NE-CZ-NH1	10.58	125.59	120.30
1	52	169	TYR	CB-CG-CD1	10.58	127.35	121.00
1	7Q	143	ARG	NE-CZ-NH1	10.58	125.59	120.30
1	ey	169	TYR	CG-CD1-CE1	-10.58	112.83	121.30
1	2E	132	ARG	NH1-CZ-NH2	-10.58	107.76	119.40
1	i7	229	ARG	NE-CZ-NH1	10.58	125.59	120.30
1	jz	154	ARG	NE-CZ-NH2	10.58	125.59	120.30
1	l1	100	ARG	NE-CZ-NH2	10.58	125.59	120.30
1	4S	132	ARG	NE-CZ-NH1	10.58	125.59	120.30
1	8W	82	ARG	NE-CZ-NH2	-10.58	115.01	120.30
1	d0	18	ARG	NE-CZ-NH1	10.58	125.59	120.30
1	g3	143	ARG	NE-CZ-NH2	-10.58	115.01	120.30
1	kd	164	TYR	CB-CG-CD1	-10.57	114.66	121.00
1	kF	167	ARG	NH1-CZ-NH2	-10.57	107.77	119.40
1	lR	173	ARG	NE-CZ-NH2	-10.57	115.01	120.30
1	3c	229	ARG	NE-CZ-NH1	10.57	125.59	120.30
1	cD	82	ARG	NE-CZ-NH1	10.57	125.59	120.30
1	da	97	ARG	NE-CZ-NH2	-10.57	115.01	120.30
1	iA	169	TYR	CB-CG-CD1	-10.57	114.66	121.00
1	7P	229	ARG	NE-CZ-NH1	10.57	125.58	120.30
1	83	143	ARG	NE-CZ-NH2	-10.57	115.02	120.30
1	av	143	ARG	NE-CZ-NH2	-10.57	115.02	120.30
1	av	162	ARG	NH1-CZ-NH2	-10.57	107.77	119.40
1	aM	173	ARG	NE-CZ-NH2	10.57	125.58	120.30
1	aX	97	ARG	NE-CZ-NH1	10.57	125.58	120.30
1	fN	130	TYR	CB-CG-CD1	10.57	127.34	121.00
1	du	173	ARG	NE-CZ-NH1	10.57	125.58	120.30
1	hw	32	PHE	CB-CG-CD2	-10.57	113.40	120.80
1	hW	132	ARG	NE-CZ-NH2	-10.57	115.02	120.30
1	cr	82	ARG	NE-CZ-NH1	10.57	125.58	120.30
1	hU	130	TYR	CB-CG-CD2	10.56	127.34	121.00
1	k3	97	ARG	NE-CZ-NH1	10.56	125.58	120.30
1	kx	82	ARG	NE-CZ-NH2	-10.56	115.02	120.30
1	bM	162	ARG	NE-CZ-NH1	10.56	125.58	120.30

Continued on next page...

Continued from previous page...

Mol	Chain	Res	Type	Atoms	Z	Observed(°)	Ideal(°)
1	2C	100	ARG	NH1-CZ-NH2	-10.56	107.78	119.40
1	2Y	143	ARG	NE-CZ-NH1	10.56	125.58	120.30
1	7C	97	ARG	NE-CZ-NH2	-10.56	115.02	120.30
1	fH	40	PHE	CB-CG-CD1	-10.56	113.41	120.80
1	gK	132	ARG	NE-CZ-NH2	-10.56	115.02	120.30
1	9i	143	ARG	NE-CZ-NH1	10.56	125.58	120.30
1	2J	18	ARG	NE-CZ-NH2	-10.56	115.02	120.30
1	gm	144	MET	CG-SD-CE	-10.55	83.31	100.20
1	hH	132	ARG	NE-CZ-NH2	10.55	125.58	120.30
1	js	18	ARG	NE-CZ-NH1	10.56	125.58	120.30
1	en	97	ARG	NE-CZ-NH2	-10.56	115.02	120.30
1	3j	18	ARG	NE-CZ-NH1	10.55	125.58	120.30
1	b5	154	ARG	NE-CZ-NH1	10.55	125.58	120.30
1	dv	167	ARG	NE-CZ-NH2	-10.55	115.02	120.30
1	eU	167	ARG	NE-CZ-NH2	-10.55	115.02	120.30
1	g5	143	ARG	NE-CZ-NH2	-10.55	115.02	120.30
1	i3	82	ARG	NE-CZ-NH2	-10.55	115.03	120.30
1	iA	154	ARG	NE-CZ-NH2	10.55	125.58	120.30
1	j0	132	ARG	NE-CZ-NH2	-10.55	115.02	120.30
1	4N	130	TYR	CB-CG-CD1	10.55	127.33	121.00
1	lt	167	ARG	NE-CZ-NH1	10.55	125.58	120.30
1	lM	97	ARG	NE-CZ-NH2	-10.55	115.03	120.30
1	7l	18	ARG	NE-CZ-NH1	10.55	125.58	120.30
1	77	100	ARG	NE-CZ-NH2	-10.55	115.03	120.30
1	bX	18	ARG	NE-CZ-NH1	10.55	125.58	120.30
1	c1	229	ARG	NE-CZ-NH1	10.55	125.58	120.30
1	gV	143	ARG	NE-CZ-NH1	10.55	125.57	120.30
1	2M	82	ARG	NE-CZ-NH1	10.55	125.57	120.30
1	9n	169	TYR	CB-CG-CD2	10.55	127.33	121.00
1	e8	97	ARG	NE-CZ-NH1	10.55	125.58	120.30
1	27	143	ARG	NE-CZ-NH2	-10.55	115.03	120.30
1	7v	100	ARG	NE-CZ-NH1	10.55	125.57	120.30
1	a5	100	ARG	NE-CZ-NH2	-10.55	115.03	120.30
1	cu	154	ARG	NE-CZ-NH2	10.55	125.57	120.30
1	er	229	ARG	NE-CZ-NH1	10.55	125.57	120.30
1	gh	164	TYR	CB-CG-CD2	-10.54	114.67	121.00
1	2i	162	ARG	NE-CZ-NH2	-10.54	115.03	120.30
1	7g	229	ARG	NE-CZ-NH1	10.54	125.57	120.30
1	aa	154	ARG	NE-CZ-NH1	10.54	125.57	120.30
1	in	173	ARG	NE-CZ-NH1	10.54	125.57	120.30
1	4N	97	ARG	NE-CZ-NH1	10.54	125.57	120.30
1	6b	162	ARG	NE-CZ-NH1	10.54	125.57	120.30

Continued on next page...

Continued from previous page...

Mol	Chain	Res	Type	Atoms	Z	Observed(°)	Ideal(°)
1	dT	143	ARG	NE-CZ-NH1	10.54	125.57	120.30
1	aW	82	ARG	NE-CZ-NH1	10.54	125.57	120.30
1	cj	97	ARG	NE-CZ-NH2	-10.54	115.03	120.30
1	dA	132	ARG	NE-CZ-NH1	10.54	125.57	120.30
1	jJ	162	ARG	NE-CZ-NH2	-10.54	115.03	120.30
1	8e	164	TYR	CB-CG-CD1	10.54	127.32	121.00
1	2P	100	ARG	NE-CZ-NH2	10.54	125.57	120.30
1	4x	169	TYR	CB-CG-CD1	-10.54	114.68	121.00
1	f3	167	ARG	NE-CZ-NH1	10.54	125.57	120.30
1	ij	173	ARG	NE-CZ-NH2	-10.54	115.03	120.30
1	1D	167	ARG	NE-CZ-NH1	10.53	125.57	120.30
1	2o	132	ARG	NE-CZ-NH1	10.54	125.57	120.30
1	44	229	ARG	NE-CZ-NH1	10.54	125.57	120.30
1	6W	100	ARG	NE-CZ-NH1	10.54	125.57	120.30
1	7M	229	ARG	NE-CZ-NH1	10.54	125.57	120.30
1	ds	40	PHE	CB-CG-CD1	-10.54	113.42	120.80
1	8V	154	ARG	NE-CZ-NH1	10.53	125.57	120.30
1	bt	97	ARG	NE-CZ-NH2	-10.54	115.03	120.30
1	ee	169	TYR	CB-CG-CD1	-10.54	114.68	121.00
1	ee	169	TYR	CB-CG-CD2	10.54	127.32	121.00
1	gb	130	TYR	CB-CG-CD1	10.53	127.32	121.00
1	5y	97	ARG	NE-CZ-NH1	10.53	125.57	120.30
1	eh	229	ARG	NE-CZ-NH1	10.53	125.57	120.30
1	ep	18	ARG	NE-CZ-NH1	10.53	125.57	120.30
1	kX	132	ARG	NE-CZ-NH2	-10.53	115.03	120.30
1	3C	132	ARG	NE-CZ-NH2	-10.53	115.03	120.30
1	5R	167	ARG	NE-CZ-NH1	10.53	125.56	120.30
1	9M	18	ARG	NE-CZ-NH2	10.53	125.56	120.30
1	dz	97	ARG	NE-CZ-NH2	-10.53	115.03	120.30
1	ac	169	TYR	CB-CG-CD1	10.53	127.32	121.00
1	bt	132	ARG	NE-CZ-NH2	-10.53	115.03	120.30
1	2	132	ARG	NE-CZ-NH1	10.53	125.56	120.30
1	cd	32	PHE	CB-CG-CD1	-10.53	113.43	120.80
1	ec	168	PHE	CB-CG-CD2	-10.53	113.43	120.80
1	gt	169	TYR	CB-CG-CD1	-10.53	114.68	121.00
1	lB	168	PHE	CB-CG-CD1	10.53	128.17	120.80
1	i3	82	ARG	NE-CZ-NH1	10.53	125.56	120.30
1	2H	173	ARG	NE-CZ-NH1	10.53	125.56	120.30
1	8z	100	ARG	NE-CZ-NH2	-10.53	115.04	120.30
1	7h	18	ARG	NE-CZ-NH1	10.52	125.56	120.30
1	7H	154	ARG	NE-CZ-NH2	-10.52	115.04	120.30
1	G	173	ARG	NE-CZ-NH1	10.52	125.56	120.30

Continued on next page...

Continued from previous page...

Mol	Chain	Res	Type	Atoms	Z	Observed(°)	Ideal(°)
1	gC	132	ARG	NE-CZ-NH1	10.52	125.56	120.30
1	jd	173	ARG	NE-CZ-NH2	-10.52	115.04	120.30
1	kV	167	ARG	NE-CZ-NH2	-10.52	115.04	120.30
1	7X	130	TYR	CB-CG-CD2	-10.52	114.69	121.00
1	9W	82	ARG	NE-CZ-NH2	-10.52	115.04	120.30
1	c4	100	ARG	NE-CZ-NH1	10.52	125.56	120.30
1	e3	18	ARG	NE-CZ-NH1	10.52	125.56	120.30
1	iz	168	PHE	CB-CG-CD1	10.52	128.16	120.80
1	6	143	ARG	NE-CZ-NH2	-10.52	115.04	120.30
1	g9	145	TYR	CB-CG-CD2	10.52	127.31	121.00
1	hJ	82	ARG	NE-CZ-NH1	10.52	125.56	120.30
1	32	229	ARG	NE-CZ-NH1	10.52	125.56	120.30
1	iN	32	PHE	CB-CG-CD2	10.52	128.16	120.80
1	lx	132	ARG	NE-CZ-NH2	10.52	125.56	120.30
1	4M	163	ASP	CB-CG-OD1	-10.52	108.83	118.30
1	7A	229	ARG	NE-CZ-NH1	10.52	125.56	120.30
1	as	145	TYR	CB-CG-CD1	10.52	127.31	121.00
1	3q	169	TYR	CB-CG-CD2	-10.52	114.69	121.00
1	5X	162	ARG	NE-CZ-NH1	10.52	125.56	120.30
1	9d	100	ARG	NE-CZ-NH2	-10.52	115.04	120.30
1	6P	103	ASP	CB-CG-OD1	10.52	127.76	118.30
1	ar	169	TYR	CB-CG-CD2	10.52	127.31	121.00
1	k3	167	ARG	NE-CZ-NH2	-10.51	115.04	120.30
1	7O	81	ASP	CB-CG-OD2	-10.51	108.84	118.30
1	8B	130	TYR	CB-CG-CD1	10.51	127.31	121.00
1	eq	97	ARG	NE-CZ-NH1	10.51	125.56	120.30
1	ht	100	ARG	NE-CZ-NH1	10.51	125.56	120.30
1	h3	100	ARG	NE-CZ-NH1	10.51	125.56	120.30
1	lK	18	ARG	NE-CZ-NH1	10.51	125.56	120.30
1	2T	162	ARG	NE-CZ-NH1	10.51	125.56	120.30
1	7V	32	PHE	CB-CG-CD1	-10.51	113.44	120.80
1	9m	197	ASP	CB-CG-OD1	10.51	127.76	118.30
1	gR	132	ARG	NE-CZ-NH1	10.51	125.55	120.30
1	4n	169	TYR	CB-CG-CD2	10.51	127.31	121.00
1	5L	167	ARG	NE-CZ-NH1	10.51	125.55	120.30
1	p	164	TYR	CB-CG-CD2	-10.51	114.70	121.00
1	5c	132	ARG	NE-CZ-NH1	10.51	125.55	120.30
1	8j	18	ARG	NE-CZ-NH1	10.51	125.55	120.30
1	bP	163	ASP	CB-CG-OD1	10.51	127.75	118.30
1	et	162	ARG	NH1-CZ-NH2	-10.51	107.84	119.40
1	gu	40	PHE	CB-CG-CD2	-10.50	113.45	120.80
1	iI	162	ARG	NE-CZ-NH1	10.50	125.55	120.30

Continued on next page...

Continued from previous page...

Mol	Chain	Res	Type	Atoms	Z	Observed(°)	Ideal(°)
1	jn	145	TYR	CB-CG-CD1	-10.50	114.70	121.00
1	62	154	ARG	NE-CZ-NH2	-10.50	115.05	120.30
1	eY	143	ARG	NE-CZ-NH2	-10.50	115.05	120.30
1	fc	97	ARG	NE-CZ-NH2	-10.50	115.05	120.30
1	32	82	ARG	NE-CZ-NH1	10.50	125.55	120.30
1	f3	145	TYR	CB-CG-CD2	-10.50	114.70	121.00
1	kc	173	ARG	NE-CZ-NH2	-10.50	115.05	120.30
1	lG	18	ARG	NE-CZ-NH1	10.50	125.55	120.30
1	6P	18	ARG	NE-CZ-NH1	10.50	125.55	120.30
1	cg	167	ARG	NE-CZ-NH2	-10.50	115.05	120.30
1	cJ	132	ARG	NE-CZ-NH1	10.50	125.55	120.30
1	kW	100	ARG	NE-CZ-NH1	10.50	125.55	120.30
1	bA	229	ARG	NE-CZ-NH2	-10.50	115.05	120.30
1	ck	143	ARG	NE-CZ-NH2	10.50	125.55	120.30
1	dQ	162	ARG	NE-CZ-NH1	10.50	125.55	120.30
1	fo	173	ARG	NE-CZ-NH1	10.50	125.55	120.30
1	5D	169	TYR	CB-CG-CD2	-10.49	114.70	121.00
1	8A	167	ARG	NE-CZ-NH1	10.49	125.55	120.30
1	1E	130	TYR	CB-CG-CD2	-10.49	114.70	121.00
1	jV	130	TYR	CB-CG-CD1	10.49	127.30	121.00
1	4V	164	TYR	CB-CG-CD1	-10.49	114.70	121.00
1	76	143	ARG	NE-CZ-NH1	10.49	125.55	120.30
1	1k	152	ASP	CB-CG-OD1	10.49	127.74	118.30
1	1H	132	ARG	NE-CZ-NH2	-10.49	115.06	120.30
1	hg	167	ARG	NE-CZ-NH2	-10.49	115.06	120.30
1	3R	168	PHE	CB-CG-CD1	-10.49	113.46	120.80
1	6y	167	ARG	NE-CZ-NH1	10.49	125.54	120.30
1	cL	173	ARG	NE-CZ-NH2	-10.49	115.06	120.30
1	eQ	185	MET	CG-SD-CE	-10.49	83.42	100.20
1	h1	132	ARG	NE-CZ-NH1	10.49	125.54	120.30
1	22	154	ARG	NH1-CZ-NH2	-10.49	107.86	119.40
1	3A	173	ARG	NE-CZ-NH1	10.49	125.54	120.30
1	3J	167	ARG	NE-CZ-NH2	-10.49	115.06	120.30
1	7n	143	ARG	NE-CZ-NH1	10.49	125.54	120.30
1	8Z	154	ARG	NE-CZ-NH1	10.49	125.54	120.30
1	ah	167	ARG	NE-CZ-NH2	10.49	125.54	120.30
1	b	82	ARG	NE-CZ-NH1	10.49	125.54	120.30
1	eF	154	ARG	NE-CZ-NH1	-10.49	115.06	120.30
1	fa	143	ARG	NE-CZ-NH2	-10.49	115.06	120.30
1	iR	100	ARG	NE-CZ-NH2	10.48	125.54	120.30
1	j4	97	ARG	NE-CZ-NH1	10.48	125.54	120.30
1	j5	162	ARG	NE-CZ-NH1	10.48	125.54	120.30

Continued on next page...

Continued from previous page...

Mol	Chain	Res	Type	Atoms	Z	Observed(°)	Ideal(°)
1	3G	154	ARG	NE-CZ-NH1	10.48	125.54	120.30
1	4r	132	ARG	NE-CZ-NH2	-10.48	115.06	120.30
1	9V	132	ARG	NE-CZ-NH2	-10.48	115.06	120.30
1	1M	130	TYR	CB-CG-CD2	-10.48	114.71	121.00
1	5E	103	ASP	CB-CG-OD1	10.48	127.73	118.30
1	gn	145	TYR	CB-CG-CD2	-10.48	114.71	121.00
1	1L	82	ARG	NE-CZ-NH1	10.48	125.54	120.30
1	lk	145	TYR	CB-CG-CD2	10.48	127.29	121.00
1	2g	154	ARG	NE-CZ-NH1	10.48	125.54	120.30
1	cV	168	PHE	CB-CG-CD2	10.48	128.13	120.80
1	dm	173	ARG	NE-CZ-NH1	10.48	125.54	120.30
1	2M	173	ARG	NE-CZ-NH1	10.48	125.54	120.30
1	4R	162	ARG	NE-CZ-NH2	-10.48	115.06	120.30
1	bO	167	ARG	NE-CZ-NH1	10.48	125.54	120.30
1	c7	97	ARG	NE-CZ-NH2	-10.48	115.06	120.30
1	g1	167	ARG	NE-CZ-NH2	-10.48	115.06	120.30
1	39	32	PHE	CB-CG-CD1	10.47	128.13	120.80
1	kj	197	ASP	CB-CG-OD1	-10.47	108.88	118.30
1	5p	164	TYR	CB-CG-CD1	10.47	127.28	121.00
1	9p	173	ARG	NE-CZ-NH1	10.47	125.54	120.30
1	f7	167	ARG	NE-CZ-NH2	-10.47	115.06	120.30
1	jj	100	ARG	NE-CZ-NH2	-10.47	115.06	120.30
1	jY	229	ARG	NE-CZ-NH1	10.47	125.54	120.30
1	lo	18	ARG	NE-CZ-NH1	10.47	125.53	120.30
1	lM	145	TYR	CB-CG-CD2	-10.47	114.72	121.00
1	bE	162	ARG	NE-CZ-NH2	-10.47	115.06	120.30
1	1e	132	ARG	NE-CZ-NH1	-10.47	115.06	120.30
1	ka	154	ARG	NE-CZ-NH1	10.47	125.53	120.30
1	l4	18	ARG	NH1-CZ-NH2	-10.47	107.89	119.40
1	ln	167	ARG	NE-CZ-NH2	-10.47	115.07	120.30
1	8y	81	ASP	CB-CG-OD1	10.47	127.72	118.30
1	c9	100	ARG	NE-CZ-NH1	10.47	125.53	120.30
1	go	168	PHE	CB-CG-CD1	10.47	128.13	120.80
1	h9	173	ARG	NE-CZ-NH1	-10.46	115.07	120.30
1	iQ	40	PHE	CB-CG-CD2	10.47	128.13	120.80
1	3z	168	PHE	CB-CG-CD1	-10.47	113.47	120.80
1	6T	97	ARG	NE-CZ-NH1	10.46	125.53	120.30
1	dB	173	ARG	NE-CZ-NH1	10.46	125.53	120.30
1	eM	143	ARG	NE-CZ-NH1	10.47	125.53	120.30
1	gf	18	ARG	NE-CZ-NH1	10.46	125.53	120.30
1	im	18	ARG	NE-CZ-NH2	-10.46	115.07	120.30
1	jV	82	ARG	NE-CZ-NH1	10.46	125.53	120.30

Continued on next page...

Continued from previous page...

Mol	Chain	Res	Type	Atoms	Z	Observed(°)	Ideal(°)
1	l2	100	ARG	NE-CZ-NH1	10.46	125.53	120.30
1	3W	18	ARG	NE-CZ-NH1	10.46	125.53	120.30
1	4G	167	ARG	NE-CZ-NH2	-10.46	115.07	120.30
1	3l	173	ARG	NE-CZ-NH1	10.46	125.53	120.30
1	6D	169	TYR	CB-CG-CD1	10.46	127.28	121.00
1	6I	81	ASP	CB-CG-OD1	10.46	127.71	118.30
1	8P	169	TYR	CB-CG-CD1	10.46	127.28	121.00
1	bE	168	PHE	CB-CG-CD1	10.46	128.12	120.80
1	bJ	145	TYR	CB-CG-CD2	-10.46	114.72	121.00
1	c0	97	ARG	NE-CZ-NH2	-10.46	115.07	120.30
1	bP	32	PHE	CB-CG-CD1	10.46	128.12	120.80
1	ho	40	PHE	CB-CG-CD1	10.46	128.12	120.80
1	kE	143	ARG	NE-CZ-NH1	10.46	125.53	120.30
1	4T	100	ARG	NE-CZ-NH2	10.46	125.53	120.30
1	14	162	ARG	NE-CZ-NH1	10.46	125.53	120.30
1	cL	145	TYR	CB-CG-CD1	10.46	127.27	121.00
1	d3	162	ARG	NE-CZ-NH1	10.46	125.53	120.30
1	fJ	97	ARG	NE-CZ-NH1	10.46	125.53	120.30
1	ca	100	ARG	NE-CZ-NH1	10.46	125.53	120.30
1	ce	100	ARG	NE-CZ-NH2	-10.46	115.07	120.30
1	dQ	161	PHE	CB-CG-CD2	-10.46	113.48	120.80
1	5C	97	ARG	NE-CZ-NH1	10.45	125.53	120.30
1	9W	164	TYR	CB-CG-CD2	10.45	127.27	121.00
1	c8	18	ARG	NE-CZ-NH2	-10.45	115.07	120.30
1	eM	82	ARG	NE-CZ-NH2	10.46	125.53	120.30
1	gW	167	ARG	NE-CZ-NH1	10.45	125.53	120.30
1	hp	97	ARG	NE-CZ-NH1	10.45	125.53	120.30
1	iT	130	TYR	CB-CG-CD2	-10.45	114.73	121.00
1	kp	132	ARG	NE-CZ-NH2	-10.45	115.07	120.30
1	lr	18	ARG	NE-CZ-NH2	-10.45	115.07	120.30
1	lJ	162	ARG	NE-CZ-NH1	10.45	125.53	120.30
1	4A	162	ARG	NE-CZ-NH2	-10.45	115.07	120.30
1	8f	145	TYR	CB-CG-CD2	-10.45	114.73	121.00
1	Y	145	TYR	CB-CG-CD2	-10.45	114.73	121.00
1	e3	82	ARG	NE-CZ-NH2	-10.45	115.07	120.30
1	hx	143	ARG	NE-CZ-NH2	-10.45	115.08	120.30
1	aS	18	ARG	NE-CZ-NH2	-10.45	115.08	120.30
1	dY	18	ARG	NE-CZ-NH2	-10.45	115.08	120.30
1	fp	173	ARG	NE-CZ-NH1	10.45	125.53	120.30
1	gm	143	ARG	NE-CZ-NH1	10.45	125.52	120.30
1	47	100	ARG	NE-CZ-NH1	10.45	125.52	120.30
1	9W	132	ARG	NE-CZ-NH1	10.45	125.52	120.30

Continued on next page...

Continued from previous page...

Mol	Chain	Res	Type	Atoms	Z	Observed(°)	Ideal(°)
1	aP	145	TYR	CB-CG-CD2	-10.45	114.73	121.00
1	g3	103	ASP	CB-CG-OD1	10.45	127.70	118.30
1	gN	97	ARG	NE-CZ-NH2	-10.44	115.08	120.30
1	hv	145	TYR	CB-CG-CD2	-10.45	114.73	121.00
1	j6	100	ARG	NE-CZ-NH1	10.44	125.52	120.30
1	js	167	ARG	NE-CZ-NH1	10.45	125.52	120.30
1	58	18	ARG	NE-CZ-NH2	-10.45	115.08	120.30
1	5q	97	ARG	NE-CZ-NH2	-10.45	115.08	120.30
1	aV	100	ARG	NE-CZ-NH1	10.45	125.52	120.30
1	b7	167	ARG	NE-CZ-NH2	-10.44	115.08	120.30
1	1r	82	ARG	NE-CZ-NH1	10.44	125.52	120.30
1	6	18	ARG	NE-CZ-NH1	10.45	125.52	120.30
1	ht	97	ARG	NE-CZ-NH1	10.44	125.52	120.30
1	1M	154	ARG	NE-CZ-NH2	-10.44	115.08	120.30
1	8e	173	ARG	NE-CZ-NH1	-10.44	115.08	120.30
1	Q	167	ARG	NE-CZ-NH2	10.44	125.52	120.30
1	7i	82	ARG	NE-CZ-NH2	-10.44	115.08	120.30
1	gO	100	ARG	NE-CZ-NH2	10.44	125.52	120.30
1	gQ	82	ARG	NE-CZ-NH1	10.44	125.52	120.30
1	6k	167	ARG	NE-CZ-NH2	-10.44	115.08	120.30
1	7Z	18	ARG	NE-CZ-NH1	10.44	125.52	120.30
1	bO	130	TYR	CB-CG-CD1	10.44	127.26	121.00
1	1f	169	TYR	CB-CG-CD2	10.44	127.26	121.00
1	de	229	ARG	NE-CZ-NH1	-10.44	115.08	120.30
1	25	169	TYR	CB-CG-CD2	-10.44	114.74	121.00
1	b1	164	TYR	CB-CG-CD1	10.44	127.26	121.00
1	bo	130	TYR	CB-CG-CD2	-10.44	114.74	121.00
1	jy	82	ARG	NE-CZ-NH1	10.43	125.52	120.30
1	bo	162	ARG	NE-CZ-NH2	-10.43	115.08	120.30
1	lv	229	ARG	NE-CZ-NH1	10.43	125.52	120.30
1	3n	130	TYR	CB-CG-CD2	-10.43	114.74	121.00
1	4L	169	TYR	CB-CG-CD1	-10.43	114.74	121.00
1	dJ	229	ARG	NE-CZ-NH1	10.43	125.52	120.30
1	S	100	ARG	NE-CZ-NH2	-10.43	115.08	120.30
1	ks	229	ARG	NE-CZ-NH2	-10.43	115.08	120.30
1	32	162	ARG	NE-CZ-NH1	10.43	125.52	120.30
1	4w	168	PHE	CB-CG-CD2	10.43	128.10	120.80
1	4t	229	ARG	NE-CZ-NH1	10.43	125.51	120.30
1	8O	168	PHE	CB-CG-CD2	10.43	128.10	120.80
1	aL	169	TYR	CB-CG-CD2	-10.43	114.74	121.00
1	bY	229	ARG	NE-CZ-NH1	10.43	125.51	120.30
1	cH	18	ARG	NE-CZ-NH1	10.43	125.52	120.30

Continued on next page...

Continued from previous page...

Mol	Chain	Res	Type	Atoms	Z	Observed(°)	Ideal(°)
1	jm	143	ARG	NE-CZ-NH1	10.43	125.51	120.30
1	7u	145	TYR	CB-CG-CD2	-10.43	114.75	121.00
1	aS	97	ARG	NE-CZ-NH2	-10.43	115.09	120.30
1	cp	97	ARG	NE-CZ-NH1	10.43	125.51	120.30
1	dg	100	ARG	NE-CZ-NH2	-10.43	115.09	120.30
1	dy	100	ARG	NE-CZ-NH2	-10.43	115.09	120.30
1	fe	162	ARG	NE-CZ-NH1	10.43	125.51	120.30
1	2G	100	ARG	NE-CZ-NH2	-10.42	115.09	120.30
1	cx	167	ARG	NE-CZ-NH1	10.42	125.51	120.30
1	4	97	ARG	NE-CZ-NH1	10.42	125.51	120.30
1	r	161	PHE	CB-CG-CD2	10.42	128.09	120.80
1	a9	82	ARG	NE-CZ-NH2	-10.42	115.09	120.30
1	c	229	ARG	NE-CZ-NH1	10.42	125.51	120.30
1	b4	173	ARG	NE-CZ-NH2	-10.42	115.09	120.30
1	eW	18	ARG	NE-CZ-NH1	10.42	125.51	120.30
1	jZ	154	ARG	NE-CZ-NH1	10.42	125.51	120.30
1	5W	100	ARG	NE-CZ-NH2	-10.42	115.09	120.30
1	lq	173	ARG	NE-CZ-NH2	-10.42	115.09	120.30
1	o	173	ARG	NE-CZ-NH2	-10.42	115.09	120.30
1	gv	132	ARG	NE-CZ-NH1	10.41	125.51	120.30
1	iW	100	ARG	NH1-CZ-NH2	-10.41	107.94	119.40
1	5Y	163	ASP	CB-CG-OD1	10.41	127.67	118.30
1	jG	154	ARG	NE-CZ-NH2	-10.41	115.09	120.30
1	9u	154	ARG	NE-CZ-NH2	-10.41	115.09	120.30
1	cM	173	ARG	NE-CZ-NH1	10.41	125.51	120.30
1	hY	145	TYR	CB-CG-CD2	10.41	127.25	121.00
1	3H	143	ARG	NE-CZ-NH1	10.41	125.51	120.30
1	lQ	169	TYR	CZ-CE2-CD2	-10.41	110.43	119.80
1	4d	169	TYR	CB-CG-CD1	-10.41	114.75	121.00
1	7T	229	ARG	NE-CZ-NH1	10.41	125.50	120.30
1	a9	161	PHE	CB-CG-CD1	-10.41	113.51	120.80
1	b9	132	ARG	NE-CZ-NH2	-10.41	115.09	120.30
1	ek	100	ARG	NE-CZ-NH1	10.41	125.50	120.30
1	f2	130	TYR	CB-CG-CD2	-10.41	114.75	121.00
1	K	167	ARG	NE-CZ-NH1	10.41	125.50	120.30
1	53	100	ARG	NH1-CZ-NH2	-10.41	107.95	119.40
1	9e	154	ARG	NE-CZ-NH1	10.41	125.50	120.30
1	bi	162	ARG	NE-CZ-NH2	-10.41	115.10	120.30
1	lm	82	ARG	NE-CZ-NH1	10.41	125.50	120.30
1	eq	164	TYR	CB-CG-CD1	-10.41	114.76	121.00
1	2n	169	TYR	CB-CG-CD1	10.40	127.24	121.00
1	la	167	ARG	NE-CZ-NH1	10.40	125.50	120.30

Continued on next page...

Continued from previous page...

Mol	Chain	Res	Type	Atoms	Z	Observed(°)	Ideal(°)
1	8m	167	ARG	NE-CZ-NH1	10.40	125.50	120.30
1	10	154	ARG	NE-CZ-NH1	10.40	125.50	120.30
1	1G	130	TYR	CB-CG-CD2	-10.40	114.76	121.00
1	h0	162	ARG	NE-CZ-NH2	-10.40	115.10	120.30
1	3H	229	ARG	NE-CZ-NH1	10.40	125.50	120.30
1	42	173	ARG	NE-CZ-NH2	-10.40	115.10	120.30
1	2F	154	ARG	NE-CZ-NH1	10.40	125.50	120.30
1	dI	97	ARG	NE-CZ-NH2	-10.40	115.10	120.30
1	js	162	ARG	NE-CZ-NH1	10.40	125.50	120.30
1	7j	169	TYR	CB-CG-CD2	10.40	127.24	121.00
1	8c	173	ARG	NE-CZ-NH1	10.40	125.50	120.30
1	gh	154	ARG	NE-CZ-NH2	-10.40	115.10	120.30
1	8n	132	ARG	NE-CZ-NH2	-10.40	115.10	120.30
1	8y	100	ARG	NE-CZ-NH2	-10.40	115.10	120.30
1	fH	18	ARG	NE-CZ-NH2	-10.40	115.10	120.30
1	fc	82	ARG	NE-CZ-NH2	-10.40	115.10	120.30
1	3X	130	TYR	CB-CG-CD2	-10.39	114.76	121.00
1	6L	154	ARG	NE-CZ-NH2	-10.39	115.10	120.30
1	dE	229	ARG	NE-CZ-NH2	-10.39	115.10	120.30
1	9I	173	ARG	NE-CZ-NH2	-10.39	115.10	120.30
1	ba	82	ARG	NE-CZ-NH2	-10.39	115.10	120.30
1	hX	82	ARG	NE-CZ-NH2	-10.39	115.11	120.30
1	je	132	ARG	NE-CZ-NH2	-10.39	115.11	120.30
1	4b	167	ARG	NE-CZ-NH2	-10.39	115.11	120.30
1	6D	130	TYR	CB-CG-CD1	10.39	127.23	121.00
1	7M	229	ARG	NE-CZ-NH2	-10.39	115.10	120.30
1	kF	82	ARG	NE-CZ-NH2	10.39	125.49	120.30
1	h8	169	TYR	CB-CG-CD1	-10.39	114.77	121.00
1	hU	97	ARG	NE-CZ-NH1	10.39	125.49	120.30
1	ei	132	ARG	NE-CZ-NH2	-10.39	115.11	120.30
1	f6	97	ARG	NE-CZ-NH1	10.39	125.49	120.30
1	fN	18	ARG	NE-CZ-NH1	10.39	125.49	120.30
1	lH	40	PHE	CB-CG-CD2	-10.38	113.53	120.80
1	5C	143	ARG	NE-CZ-NH1	10.38	125.49	120.30
1	es	169	TYR	CB-CG-CD2	-10.38	114.77	121.00
1	3d	168	PHE	CB-CG-CD2	-10.38	113.53	120.80
1	bJ	18	ARG	NE-CZ-NH1	10.38	125.49	120.30
1	3x	154	ARG	NE-CZ-NH2	-10.38	115.11	120.30
1	8R	152	ASP	CB-CG-OD1	10.38	127.64	118.30
1	8Y	167	ARG	NE-CZ-NH2	-10.38	115.11	120.30
1	dE	132	ARG	NE-CZ-NH1	10.38	125.49	120.30
1	6V	132	ARG	NE-CZ-NH1	10.38	125.49	120.30

Continued on next page...

Continued from previous page...

Mol	Chain	Res	Type	Atoms	Z	Observed(°)	Ideal(°)
1	io	167	ARG	NE-CZ-NH1	10.38	125.49	120.30
1	kb	168	PHE	CB-CG-CD1	-10.38	113.54	120.80
1	7O	154	ARG	NE-CZ-NH1	10.38	125.49	120.30
1	9e	164	TYR	CB-CG-CD2	-10.38	114.77	121.00
1	am	143	ARG	NE-CZ-NH2	-10.38	115.11	120.30
1	2v	18	ARG	NE-CZ-NH2	-10.37	115.11	120.30
1	4b	154	ARG	NE-CZ-NH1	10.38	125.49	120.30
1	84	164	TYR	CB-CG-CD1	-10.38	114.78	121.00
1	dq	97	ARG	NH1-CZ-NH2	-10.38	107.99	119.40
1	8I	100	ARG	NE-CZ-NH2	-10.37	115.11	120.30
1	aB	97	ARG	NE-CZ-NH1	10.37	125.49	120.30
1	cz	167	ARG	NE-CZ-NH1	10.38	125.49	120.30
1	fp	143	ARG	NE-CZ-NH2	-10.37	115.11	120.30
1	hd	143	ARG	NE-CZ-NH1	10.37	125.49	120.30
1	dD	100	ARG	NE-CZ-NH1	10.37	125.49	120.30
1	fS	40	PHE	CB-CG-CD2	10.37	128.06	120.80
1	gA	169	TYR	CB-CG-CD1	-10.37	114.78	121.00
1	kr	81	ASP	CB-CG-OD1	-10.37	108.97	118.30
1	71	18	ARG	NE-CZ-NH2	-10.37	115.11	120.30
1	cn	143	ARG	NE-CZ-NH2	-10.37	115.11	120.30
1	la	173	ARG	NE-CZ-NH1	10.37	125.48	120.30
1	lB	100	ARG	NE-CZ-NH1	10.37	125.48	120.30
1	3G	173	ARG	NE-CZ-NH2	-10.37	115.12	120.30
1	8j	32	PHE	CB-CG-CD2	-10.37	113.54	120.80
1	bE	130	TYR	CB-CG-CD1	10.37	127.22	121.00
1	K	169	TYR	CB-CG-CD1	-10.37	114.78	121.00
1	gQ	143	ARG	NE-CZ-NH1	10.37	125.48	120.30
1	hD	161	PHE	CB-CG-CD2	10.37	128.06	120.80
1	hZ	229	ARG	NE-CZ-NH1	10.37	125.48	120.30
1	57	3	VAL	CA-CB-CG2	-10.37	95.35	110.90
1	9b	82	ARG	NE-CZ-NH2	-10.36	115.12	120.30
1	c2	18	ARG	NE-CZ-NH2	-10.36	115.12	120.30
1	f7	100	ARG	NE-CZ-NH2	-10.36	115.12	120.30
1	ks	167	ARG	NE-CZ-NH2	-10.36	115.12	120.30
1	lm	18	ARG	NE-CZ-NH1	10.36	125.48	120.30
1	2e	162	ARG	NE-CZ-NH1	10.36	125.48	120.30
1	40	100	ARG	NE-CZ-NH2	-10.36	115.12	120.30
1	5U	97	ARG	NE-CZ-NH1	10.36	125.48	120.30
1	6w	18	ARG	NE-CZ-NH1	10.36	125.48	120.30
1	cy	18	ARG	NE-CZ-NH2	-10.36	115.12	120.30
1	do	154	ARG	NE-CZ-NH2	-10.36	115.12	120.30
1	dT	197	ASP	CB-CG-OD1	10.36	127.62	118.30

Continued on next page...

Continued from previous page...

Mol	Chain	Res	Type	Atoms	Z	Observed(°)	Ideal(°)
1	dW	81	ASP	CB-CG-OD2	-10.36	108.97	118.30
1	1D	169	TYR	CB-CG-CD1	-10.36	114.78	121.00
1	1R	82	ARG	NE-CZ-NH2	-10.36	115.12	120.30
1	1Y	154	ARG	NE-CZ-NH1	10.36	125.48	120.30
1	bm	97	ARG	NE-CZ-NH1	10.36	125.48	120.30
1	6K	18	ARG	NE-CZ-NH2	-10.36	115.12	120.30
1	iZ	82	ARG	NE-CZ-NH1	10.36	125.48	120.30
1	2a	100	ARG	NE-CZ-NH2	-10.36	115.12	120.30
1	5y	162	ARG	NE-CZ-NH1	10.36	125.48	120.30
1	5Q	162	ARG	NE-CZ-NH1	10.36	125.48	120.30
1	4C	167	ARG	NE-CZ-NH1	10.36	125.48	120.30
1	8Q	132	ARG	NE-CZ-NH2	-10.36	115.12	120.30
1	9m	18	ARG	NE-CZ-NH2	-10.36	115.12	120.30
1	b0	229	ARG	NE-CZ-NH2	-10.36	115.12	120.30
1	bs	130	TYR	CB-CG-CD1	10.36	127.21	121.00
1	22	108	THR	CA-CB-CG2	-10.35	97.91	112.40
1	4Y	18	ARG	NE-CZ-NH2	10.35	125.48	120.30
1	5S	162	ARG	NE-CZ-NH2	-10.35	115.12	120.30
1	6f	169	TYR	CB-CG-CD2	10.35	127.21	121.00
1	6w	100	ARG	NE-CZ-NH2	-10.35	115.12	120.30
1	fv	154	ARG	NE-CZ-NH1	10.35	125.48	120.30
1	B	97	ARG	NE-CZ-NH2	-10.35	115.12	120.30
1	gG	173	ARG	NE-CZ-NH2	10.35	125.47	120.30
1	h4	154	ARG	NE-CZ-NH2	-10.35	115.12	120.30
1	jL	143	ARG	NE-CZ-NH2	-10.35	115.12	120.30
1	kN	97	ARG	NE-CZ-NH2	-10.35	115.12	120.30
1	bl	97	ARG	NE-CZ-NH2	-10.35	115.12	120.30
1	cw	18	ARG	NE-CZ-NH2	-10.35	115.12	120.30
1	gL	18	ARG	NE-CZ-NH2	-10.35	115.12	120.30
1	40	154	ARG	NE-CZ-NH2	-10.35	115.12	120.30
1	9X	145	TYR	CB-CG-CD2	-10.35	114.79	121.00
1	aL	154	ARG	NE-CZ-NH1	10.35	125.47	120.30
1	eg	132	ARG	NE-CZ-NH2	10.35	125.47	120.30
1	hd	97	ARG	NE-CZ-NH2	-10.35	115.13	120.30
1	lB	168	PHE	CB-CG-CD2	-10.35	113.56	120.80
1	3l	154	ARG	NE-CZ-NH2	-10.35	115.13	120.30
1	cb	145	TYR	CB-CG-CD2	-10.35	114.79	121.00
1	3F	97	ARG	NE-CZ-NH1	10.35	125.47	120.30
1	ct	152	ASP	CB-CG-OD1	-10.35	108.99	118.30
1	ge	167	ARG	NE-CZ-NH1	10.35	125.47	120.30
1	lE	132	ARG	NE-CZ-NH1	10.35	125.47	120.30
1	J	154	ARG	NE-CZ-NH1	10.35	125.47	120.30

Continued on next page...

Continued from previous page...

Mol	Chain	Res	Type	Atoms	Z	Observed(°)	Ideal(°)
1	jh	154	ARG	NE-CZ-NH2	10.34	125.47	120.30
1	2c	161	PHE	CB-CG-CD2	-10.34	113.56	120.80
1	3e	143	ARG	NE-CZ-NH1	10.34	125.47	120.30
1	3y	97	ARG	NE-CZ-NH2	-10.34	115.13	120.30
1	5t	164	TYR	CB-CG-CD1	-10.34	114.80	121.00
1	6V	82	ARG	NE-CZ-NH1	10.34	125.47	120.30
1	8c	164	TYR	CB-CG-CD1	-10.34	114.80	121.00
1	bq	168	PHE	CB-CG-CD1	-10.34	113.56	120.80
1	gd	97	ARG	NE-CZ-NH2	-10.34	115.13	120.30
1	3f	130	TYR	CB-CG-CD1	10.34	127.20	121.00
1	7D	229	ARG	NE-CZ-NH2	-10.34	115.13	120.30
1	9t	167	ARG	NE-CZ-NH1	10.34	125.47	120.30
1	bv	40	PHE	CB-CG-CD1	-10.34	113.56	120.80
1	ip	132	ARG	NE-CZ-NH1	10.34	125.47	120.30
1	lN	229	ARG	NE-CZ-NH2	-10.34	115.13	120.30
1	fK	130	TYR	CB-CG-CD2	-10.34	114.80	121.00
1	1H	173	ARG	NE-CZ-NH1	10.34	125.47	120.30
1	hB	39	MET	CG-SD-CE	-10.34	83.66	100.20
1	k7	145	TYR	CB-CG-CD2	10.34	127.20	121.00
1	km	169	TYR	CB-CG-CD1	10.34	127.20	121.00
1	3o	97	ARG	NE-CZ-NH2	-10.34	115.13	120.30
1	7c	173	ARG	NE-CZ-NH1	10.34	125.47	120.30
1	5R	130	TYR	CB-CG-CD2	-10.34	114.80	121.00
1	8W	162	ARG	NE-CZ-NH1	10.33	125.47	120.30
1	a3	185	MET	CG-SD-CE	-10.33	83.67	100.20
1	T	184	TRP	CB-CG-CD2	10.33	140.03	126.60
1	38	169	TYR	CB-CG-CD1	-10.33	114.80	121.00
1	3p	229	ARG	NE-CZ-NH2	-10.33	115.14	120.30
1	a5	145	TYR	CB-CG-CD1	-10.33	114.80	121.00
1	7x	154	ARG	NE-CZ-NH1	10.33	125.47	120.30
1	cN	100	ARG	NE-CZ-NH1	10.33	125.47	120.30
1	fh	132	ARG	NE-CZ-NH1	10.33	125.46	120.30
1	h3	40	PHE	CB-CG-CD1	-10.33	113.57	120.80
1	2O	143	ARG	NH1-CZ-NH2	-10.33	108.04	119.40
1	a8	145	TYR	CG-CD2-CE2	-10.33	113.04	121.30
1	8S	162	ARG	NE-CZ-NH2	-10.33	115.14	120.30
1	gc	117	TRP	CB-CG-CD1	-10.32	113.58	127.00
1	kk	130	TYR	CB-CG-CD2	-10.32	114.81	121.00
1	5q	82	ARG	NE-CZ-NH1	10.32	125.46	120.30
1	5I	145	TYR	CB-CG-CD1	10.32	127.19	121.00
1	6l	167	ARG	NE-CZ-NH2	-10.32	115.14	120.30
1	7b	167	ARG	NE-CZ-NH2	-10.32	115.14	120.30

Continued on next page...

Continued from previous page...

Mol	Chain	Res	Type	Atoms	Z	Observed(°)	Ideal(°)
1	7s	97	ARG	NE-CZ-NH2	-10.32	115.14	120.30
1	5G	18	ARG	NE-CZ-NH2	-10.32	115.14	120.30
1	hA	143	ARG	NE-CZ-NH1	10.32	125.46	120.30
1	kW	229	ARG	NE-CZ-NH2	-10.32	115.14	120.30
1	a3	18	ARG	NE-CZ-NH1	10.32	125.46	120.30
1	ax	229	ARG	NE-CZ-NH2	-10.32	115.14	120.30
1	cl	162	ARG	NE-CZ-NH2	-10.32	115.14	120.30
1	cL	161	PHE	CB-CG-CD2	-10.32	113.58	120.80
1	k8	68	MET	CG-SD-CE	-10.32	83.69	100.20
1	kf	173	ARG	NE-CZ-NH1	-10.32	115.14	120.30
1	3u	68	MET	CG-SD-CE	-10.32	83.69	100.20
1	9y	96	MET	CG-SD-CE	-10.32	83.69	100.20
1	b9	82	ARG	NE-CZ-NH2	-10.32	115.14	120.30
1	cZ	229	ARG	NE-CZ-NH2	-10.32	115.14	120.30
1	ia	173	ARG	NE-CZ-NH1	10.31	125.46	120.30
1	8r	103	ASP	CB-CG-OD1	10.31	127.58	118.30
1	c1	168	PHE	CB-CG-CD1	10.31	128.02	120.80
1	f5	145	TYR	CB-CG-CD1	10.31	127.19	121.00
1	iN	97	ARG	NE-CZ-NH1	10.31	125.46	120.30
1	jY	100	ARG	NE-CZ-NH1	10.31	125.46	120.30
1	2c	162	ARG	NE-CZ-NH1	10.31	125.46	120.30
1	1e	100	ARG	NE-CZ-NH1	10.31	125.46	120.30
1	5e	229	ARG	NE-CZ-NH2	10.31	125.45	120.30
1	2S	130	TYR	CB-CG-CD1	10.31	127.18	121.00
1	4K	18	ARG	NE-CZ-NH1	10.31	125.45	120.30
1	7M	154	ARG	NH1-CZ-NH2	-10.31	108.06	119.40
1	aw	168	PHE	CB-CG-CD2	10.31	128.02	120.80
1	9O	81	ASP	CB-CG-OD1	10.31	127.58	118.30
1	aV	58	THR	CA-CB-CG2	-10.31	97.97	112.40
1	bp	130	TYR	CG-CD2-CE2	-10.31	113.05	121.30
1	1Z	145	TYR	CB-CG-CD2	-10.30	114.82	121.00
1	9x	82	ARG	NE-CZ-NH1	10.31	125.45	120.30
1	du	18	ARG	NE-CZ-NH1	10.30	125.45	120.30
1	em	167	ARG	NE-CZ-NH1	10.30	125.45	120.30
1	fq	216	THR	CA-CB-CG2	-10.31	97.97	112.40
1	hp	132	ARG	NE-CZ-NH2	-10.30	115.15	120.30
1	b1	162	ARG	NE-CZ-NH2	-10.30	115.15	120.30
1	fM	100	ARG	NE-CZ-NH1	10.30	125.45	120.30
1	kd	100	ARG	NE-CZ-NH2	-10.30	115.15	120.30
1	bZ	143	ARG	NE-CZ-NH1	10.30	125.45	120.30
1	I	100	ARG	NE-CZ-NH1	10.30	125.45	120.30
1	1M	145	TYR	CB-CG-CD1	-10.30	114.82	121.00

Continued on next page...

Continued from previous page...

Mol	Chain	Res	Type	Atoms	Z	Observed(°)	Ideal(°)
1	fV	18	ARG	NE-CZ-NH1	10.30	125.45	120.30
1	hq	103	ASP	CB-CG-OD2	10.30	127.57	118.30
1	kD	167	ARG	NE-CZ-NH1	10.30	125.45	120.30
1	k6	229	ARG	NE-CZ-NH2	-10.30	115.15	120.30
1	kt	97	ARG	NE-CZ-NH1	10.30	125.45	120.30
1	lj	143	ARG	NE-CZ-NH1	-10.30	115.15	120.30
1	i7	154	ARG	NE-CZ-NH1	10.29	125.45	120.30
1	4W	162	ARG	NE-CZ-NH1	10.29	125.45	120.30
1	8p	143	ARG	NE-CZ-NH2	-10.29	115.15	120.30
1	8D	154	ARG	NE-CZ-NH2	-10.29	115.15	120.30
1	gM	51	ASP	CB-CG-OD1	10.29	127.56	118.30
1	1T	132	ARG	NE-CZ-NH2	-10.29	115.15	120.30
1	29	132	ARG	NE-CZ-NH2	-10.29	115.15	120.30
1	er	97	ARG	NE-CZ-NH1	10.29	125.45	120.30
1	9X	145	TYR	CB-CG-CD1	10.29	127.17	121.00
1	ev	173	ARG	NE-CZ-NH1	-10.29	115.15	120.30
1	hA	167	ARG	NE-CZ-NH1	10.29	125.44	120.30
1	ap	18	ARG	NE-CZ-NH1	10.29	125.44	120.30
1	ig	163	ASP	CB-CG-OD2	10.29	127.56	118.30
1	iy	82	ARG	NE-CZ-NH2	-10.29	115.16	120.30
1	4d	132	ARG	NE-CZ-NH2	-10.29	115.16	120.30
1	93	154	ARG	NE-CZ-NH2	-10.29	115.16	120.30
1	1L	143	ARG	NE-CZ-NH2	-10.29	115.16	120.30
1	i4	132	ARG	NE-CZ-NH1	10.29	125.44	120.30
1	jX	229	ARG	NE-CZ-NH1	10.28	125.44	120.30
1	aB	229	ARG	NE-CZ-NH2	-10.28	115.16	120.30
1	eK	100	ARG	NE-CZ-NH1	10.29	125.44	120.30
1	dn	143	ARG	NH1-CZ-NH2	-10.28	108.09	119.40
1	gq	143	ARG	NE-CZ-NH2	-10.28	115.16	120.30
1	3R	130	TYR	CB-CG-CD2	10.28	127.17	121.00
1	dn	100	ARG	NE-CZ-NH2	-10.28	115.16	120.30
1	gp	169	TYR	CB-CG-CD2	10.28	127.17	121.00
1	jf	132	ARG	NE-CZ-NH2	-10.28	115.16	120.30
1	lb	143	ARG	NE-CZ-NH1	10.28	125.44	120.30
1	ho	167	ARG	NE-CZ-NH2	10.28	125.44	120.30
1	3p	82	ARG	NE-CZ-NH2	-10.28	115.16	120.30
1	fF	97	ARG	NE-CZ-NH1	10.28	125.44	120.30
1	4U	168	PHE	CB-CG-CD1	10.28	128.00	120.80
1	5V	162	ARG	NH1-CZ-NH2	-10.28	108.09	119.40
1	hO	132	ARG	NE-CZ-NH1	10.28	125.44	120.30
1	iA	82	ARG	NE-CZ-NH1	10.28	125.44	120.30
1	7g	173	ARG	NE-CZ-NH2	-10.28	115.16	120.30

Continued on next page...

Continued from previous page...

Mol	Chain	Res	Type	Atoms	Z	Observed(°)	Ideal(°)
1	10	229	ARG	NH1-CZ-NH2	-10.28	108.09	119.40
1	1e	18	ARG	NE-CZ-NH2	10.28	125.44	120.30
1	cr	100	ARG	NH1-CZ-NH2	-10.28	108.10	119.40
1	dm	100	ARG	NE-CZ-NH1	10.28	125.44	120.30
1	dn	143	ARG	NE-CZ-NH2	10.28	125.44	120.30
1	ad	18	ARG	NE-CZ-NH2	-10.27	115.16	120.30
1	fR	164	TYR	CB-CG-CD1	10.27	127.17	121.00
1	6X	10	MET	CG-SD-CE	-10.27	83.77	100.20
1	8d	145	TYR	CB-CG-CD2	10.27	127.16	121.00
1	8K	81	ASP	CB-CG-OD1	10.27	127.55	118.30
1	bx	130	TYR	CB-CG-CD1	10.27	127.16	121.00
1	dP	82	ARG	NE-CZ-NH1	10.27	125.44	120.30
1	eF	132	ARG	NE-CZ-NH1	10.27	125.44	120.30
1	j8	132	ARG	NE-CZ-NH1	10.27	125.44	120.30
1	7f	82	ARG	NE-CZ-NH1	10.27	125.44	120.30
1	8f	18	ARG	NE-CZ-NH2	-10.27	115.17	120.30
1	cg	154	ARG	NE-CZ-NH1	10.27	125.44	120.30
1	Z	143	ARG	NE-CZ-NH1	10.27	125.43	120.30
1	e9	100	ARG	NE-CZ-NH1	10.27	125.43	120.30
1	K	173	ARG	NE-CZ-NH1	10.27	125.44	120.30
1	iF	164	TYR	CB-CG-CD2	-10.27	114.84	121.00
1	j6	103	ASP	CB-CG-OD1	10.27	127.54	118.30
1	jY	184	TRP	CB-CG-CD2	10.27	139.95	126.60
1	5w	173	ARG	NE-CZ-NH2	-10.27	115.17	120.30
1	dj	82	ARG	NE-CZ-NH2	-10.27	115.17	120.30
1	7C	169	TYR	CB-CG-CD2	-10.27	114.84	121.00
1	fp	143	ARG	NE-CZ-NH1	10.27	125.43	120.30
1	9U	103	ASP	CB-CG-OD1	10.26	127.54	118.30
1	i4	145	TYR	CB-CG-CD2	-10.26	114.84	121.00
1	dX	32	PHE	CB-CG-CD2	10.26	127.98	120.80
1	hc	168	PHE	CB-CG-CD2	10.26	127.98	120.80
1	hA	18	ARG	NE-CZ-NH2	-10.26	115.17	120.30
1	jr	164	TYR	CB-CG-CD2	-10.26	114.84	121.00
1	31	132	ARG	NE-CZ-NH2	-10.26	115.17	120.30
1	5q	145	TYR	CB-CG-CD1	10.26	127.16	121.00
1	6P	154	ARG	NH1-CZ-NH2	-10.26	108.11	119.40
1	bo	173	ARG	NE-CZ-NH1	10.26	125.43	120.30
1	bD	82	ARG	NE-CZ-NH1	10.26	125.43	120.30
1	7l	145	TYR	CB-CG-CD2	10.26	127.16	121.00
1	2C	82	ARG	NE-CZ-NH2	-10.26	115.17	120.30
1	3Q	39	MET	CG-SD-CE	-10.26	83.79	100.20
1	7Q	164	TYR	CB-CG-CD2	10.26	127.16	121.00

Continued on next page...

Continued from previous page...

Mol	Chain	Res	Type	Atoms	Z	Observed(°)	Ideal(°)
1	lD	130	TYR	CB-CG-CD1	10.26	127.15	121.00
1	3x	100	ARG	NE-CZ-NH1	10.26	125.43	120.30
1	48	154	ARG	NE-CZ-NH2	-10.26	115.17	120.30
1	9F	40	PHE	CB-CG-CD1	10.26	127.98	120.80
1	9U	40	PHE	CB-CG-CD1	10.26	127.98	120.80
1	9U	82	ARG	NE-CZ-NH1	10.26	125.43	120.30
1	g	143	ARG	NE-CZ-NH2	-10.26	115.17	120.30
1	lD	18	ARG	NE-CZ-NH2	-10.25	115.17	120.30
1	lE	18	ARG	NE-CZ-NH1	10.25	125.43	120.30
1	9l	143	ARG	NE-CZ-NH1	10.25	125.43	120.30
1	bq	82	ARG	NE-CZ-NH1	10.25	125.43	120.30
1	c9	100	ARG	NE-CZ-NH2	-10.25	115.17	120.30
1	gt	82	ARG	NE-CZ-NH1	10.25	125.42	120.30
1	gP	166	ASP	CB-CG-OD1	10.25	127.52	118.30
1	lK	18	ARG	NE-CZ-NH1	10.25	125.42	120.30
1	j5	132	ARG	NE-CZ-NH1	10.25	125.42	120.30
1	kv	18	ARG	NE-CZ-NH1	10.25	125.42	120.30
1	5H	132	ARG	NE-CZ-NH2	-10.25	115.17	120.30
1	6w	162	ARG	NE-CZ-NH2	-10.25	115.17	120.30
1	7l	40	PHE	CB-CG-CD2	-10.25	113.63	120.80
1	az	32	PHE	CB-CG-CD1	10.25	127.97	120.80
1	e0	143	ARG	NE-CZ-NH2	-10.25	115.17	120.30
1	eG	132	ARG	NE-CZ-NH2	-10.25	115.18	120.30
1	hn	154	ARG	NE-CZ-NH1	10.25	125.42	120.30
1	ip	32	PHE	CB-CG-CD1	10.25	127.97	120.80
1	2b	100	ARG	NE-CZ-NH1	10.25	125.42	120.30
1	aK	143	ARG	NE-CZ-NH1	10.25	125.42	120.30
1	di	82	ARG	NE-CZ-NH2	-10.25	115.18	120.30
1	hy	229	ARG	NE-CZ-NH2	-10.24	115.18	120.30
1	6U	162	ARG	NE-CZ-NH1	10.24	125.42	120.30
1	gd	68	MET	CG-SD-CE	-10.24	83.81	100.20
1	2U	97	ARG	NE-CZ-NH1	10.24	125.42	120.30
1	kL	169	TYR	CB-CG-CD1	-10.24	114.86	121.00
1	3Q	162	ARG	NE-CZ-NH2	-10.24	115.18	120.30
1	4c	97	ARG	NE-CZ-NH1	10.24	125.42	120.30
1	c	97	ARG	NE-CZ-NH2	-10.24	115.18	120.30
1	4B	40	PHE	CB-CG-CD1	-10.24	113.63	120.80
1	4D	162	ARG	NE-CZ-NH1	10.24	125.42	120.30
1	dZ	173	ARG	NE-CZ-NH1	10.24	125.42	120.30
1	2D	82	ARG	NE-CZ-NH2	-10.24	115.18	120.30
1	5J	100	ARG	NE-CZ-NH2	-10.24	115.18	120.30
1	7H	130	TYR	CB-CG-CD1	10.24	127.14	121.00

Continued on next page...

Continued from previous page...

Mol	Chain	Res	Type	Atoms	Z	Observed(°)	Ideal(°)
1	cs	145	TYR	CB-CG-CD2	-10.24	114.86	121.00
1	3y	229	ARG	NE-CZ-NH1	10.24	125.42	120.30
1	dx	132	ARG	NE-CZ-NH1	10.24	125.42	120.30
1	5V	97	ARG	NE-CZ-NH1	10.24	125.42	120.30
1	6q	97	ARG	NE-CZ-NH1	10.24	125.42	120.30
1	ch	132	ARG	NE-CZ-NH1	10.24	125.42	120.30
1	dz	154	ARG	NE-CZ-NH1	10.24	125.42	120.30
1	l2	100	ARG	NE-CZ-NH2	-10.23	115.18	120.30
1	4l	82	ARG	NE-CZ-NH1	10.23	125.42	120.30
1	8B	130	TYR	CB-CG-CD2	-10.23	114.86	121.00
1	7T	154	ARG	NE-CZ-NH1	10.23	125.42	120.30
1	i	97	ARG	NE-CZ-NH1	-10.23	115.18	120.30
1	iV	119	THR	CA-CB-CG2	-10.23	98.08	112.40
1	4j	103	ASP	CB-CG-OD1	10.23	127.51	118.30
1	7m	97	ARG	NE-CZ-NH1	10.23	125.41	120.30
1	lm	82	ARG	NE-CZ-NH1	10.23	125.41	120.30
1	2E	145	TYR	CB-CG-CD2	-10.23	114.86	121.00
1	3D	168	PHE	CB-CG-CD2	-10.23	113.64	120.80
1	6m	162	ARG	NE-CZ-NH1	10.23	125.41	120.30
1	aB	18	ARG	NE-CZ-NH1	10.23	125.42	120.30
1	ff	229	ARG	NE-CZ-NH2	-10.23	115.19	120.30
1	3T	18	ARG	NE-CZ-NH2	-10.23	115.19	120.30
1	C	82	ARG	NE-CZ-NH2	-10.23	115.19	120.30
1	P	143	ARG	NE-CZ-NH1	10.23	125.41	120.30
1	g9	162	ARG	NE-CZ-NH2	-10.22	115.19	120.30
1	1H	162	ARG	NH1-CZ-NH2	-10.22	108.15	119.40
1	2n	164	TYR	CB-CG-CD1	10.22	127.13	121.00
1	2O	133	TRP	CB-CG-CD2	-10.22	113.31	126.60
1	40	132	ARG	NE-CZ-NH1	10.22	125.41	120.30
1	bF	18	ARG	NE-CZ-NH1	10.22	125.41	120.30
1	dU	154	ARG	NE-CZ-NH2	-10.22	115.19	120.30
1	bi	132	ARG	NE-CZ-NH1	10.22	125.41	120.30
1	C	132	ARG	NE-CZ-NH1	10.22	125.41	120.30
1	k9	161	PHE	CB-CG-CD2	-10.22	113.65	120.80
1	33	163	ASP	CB-CG-OD1	10.22	127.50	118.30
1	7P	145	TYR	CB-CG-CD1	-10.22	114.87	121.00
1	9r	100	ARG	NE-CZ-NH1	10.22	125.41	120.30
1	df	132	ARG	NE-CZ-NH2	-10.22	115.19	120.30
1	eE	229	ARG	NE-CZ-NH2	-10.22	115.19	120.30
1	S	132	ARG	NE-CZ-NH1	10.22	125.41	120.30
1	1N	173	ARG	NE-CZ-NH1	10.22	125.41	120.30
1	8X	103	ASP	CB-CG-OD1	10.22	127.50	118.30

Continued on next page...

Continued from previous page...

Mol	Chain	Res	Type	Atoms	Z	Observed(°)	Ideal(°)
1	9U	68	MET	CG-SD-CE	-10.22	83.85	100.20
1	li	143	ARG	NE-CZ-NH1	10.22	125.41	120.30
1	cu	143	ARG	NE-CZ-NH2	-10.22	115.19	120.30
1	dJ	132	ARG	NE-CZ-NH1	10.22	125.41	120.30
1	dN	185	MET	CG-SD-CE	-10.22	83.85	100.20
1	4l	51	ASP	CB-CG-OD1	10.22	127.50	118.30
1	bU	130	TYR	CB-CG-CD2	-10.22	114.87	121.00
1	ev	132	ARG	NE-CZ-NH1	10.22	125.41	120.30
1	kc	18	ARG	NE-CZ-NH1	10.21	125.41	120.30
1	lG	82	ARG	NE-CZ-NH2	-10.21	115.19	120.30
1	5I	229	ARG	NE-CZ-NH1	10.21	125.41	120.30
1	eu	97	ARG	NE-CZ-NH2	10.21	125.41	120.30
1	ez	229	ARG	NE-CZ-NH1	10.21	125.41	120.30
1	g2	173	ARG	NE-CZ-NH2	10.21	125.41	120.30
1	gn	169	TYR	CB-CG-CD1	10.21	127.13	121.00
1	5f	173	ARG	NE-CZ-NH2	-10.21	115.19	120.30
1	6t	82	ARG	NE-CZ-NH2	-10.21	115.19	120.30
1	H	82	ARG	NE-CZ-NH1	10.21	125.41	120.30
1	2m	184	TRP	O-C-N	-10.21	106.36	122.70
1	2r	143	ARG	NE-CZ-NH1	10.21	125.41	120.30
1	eP	161	PHE	CB-CG-CD2	-10.21	113.65	120.80
1	b	164	TYR	CB-CG-CD2	10.21	127.13	121.00
1	I	18	ARG	NE-CZ-NH2	-10.21	115.19	120.30
1	hf	169	TYR	CB-CG-CD2	10.21	127.13	121.00
1	hZ	82	ARG	NE-CZ-NH2	-10.21	115.20	120.30
1	jo	132	ARG	NE-CZ-NH2	-10.21	115.20	120.30
1	3G	82	ARG	NE-CZ-NH1	10.21	125.40	120.30
1	8v	132	ARG	NE-CZ-NH2	-10.21	115.20	120.30
1	9s	100	ARG	NE-CZ-NH1	10.21	125.40	120.30
1	go	154	ARG	NE-CZ-NH2	-10.21	115.20	120.30
1	gx	130	TYR	CB-CG-CD2	-10.21	114.88	121.00
1	4O	164	TYR	CG-CD1-CE1	-10.21	113.14	121.30
1	7q	168	PHE	CB-CG-CD2	10.20	127.94	120.80
1	aV	82	ARG	NE-CZ-NH1	10.20	125.40	120.30
1	5W	132	ARG	NE-CZ-NH2	-10.20	115.20	120.30
1	bI	167	ARG	NE-CZ-NH2	-10.20	115.20	120.30
1	cz	164	TYR	CB-CG-CD2	-10.20	114.88	121.00
1	lP	97	ARG	NE-CZ-NH1	10.20	125.40	120.30
1	c3	132	ARG	NE-CZ-NH1	10.20	125.40	120.30
1	dL	100	ARG	NE-CZ-NH1	10.20	125.40	120.30
1	fm	169	TYR	CB-CG-CD1	10.20	127.12	121.00
1	fu	169	TYR	CB-CG-CD2	10.20	127.12	121.00

Continued on next page...

Continued from previous page...

Mol	Chain	Res	Type	Atoms	Z	Observed(°)	Ideal(°)
1	j7	97	ARG	NE-CZ-NH1	10.20	125.40	120.30
1	98	229	ARG	NE-CZ-NH2	-10.20	115.20	120.30
1	kq	143	ARG	NE-CZ-NH2	-10.20	115.20	120.30
1	6i	100	ARG	NE-CZ-NH2	-10.20	115.20	120.30
1	eX	132	ARG	NE-CZ-NH1	10.20	125.40	120.30
1	gr	143	ARG	NE-CZ-NH1	10.20	125.40	120.30
1	hS	100	ARG	NE-CZ-NH1	10.20	125.40	120.30
1	iJ	169	TYR	CB-CG-CD1	10.20	127.12	121.00
1	aW	154	ARG	NE-CZ-NH1	10.20	125.40	120.30
1	1A	154	ARG	NE-CZ-NH2	-10.20	115.20	120.30
1	1I	130	TYR	CB-CG-CD2	-10.20	114.88	121.00
1	6k	118	MET	CG-SD-CE	-10.19	83.89	100.20
1	8v	18	ARG	NE-CZ-NH2	10.19	125.40	120.30
1	dE	161	PHE	CB-CG-CD2	-10.19	113.66	120.80
1	j	55	MET	CG-SD-CE	-10.20	83.89	100.20
1	ge	167	ARG	NE-CZ-NH2	-10.19	115.20	120.30
1	hV	130	TYR	CB-CG-CD1	10.19	127.11	121.00
1	jx	167	ARG	NH1-CZ-NH2	-10.19	108.19	119.40
1	2o	168	PHE	CB-CG-CD2	10.19	127.94	120.80
1	4O	169	TYR	CB-CG-CD2	10.19	127.12	121.00
1	8j	167	ARG	NE-CZ-NH1	10.19	125.40	120.30
1	8F	167	ARG	NE-CZ-NH2	-10.19	115.20	120.30
1	dC	164	TYR	CB-CG-CD2	-10.19	114.89	121.00
1	0	215	MET	CG-SD-CE	-10.19	83.90	100.20
1	2n	82	ARG	NE-CZ-NH1	10.19	125.39	120.30
1	iu	100	ARG	NE-CZ-NH2	-10.19	115.21	120.30
1	ke	162	ARG	NE-CZ-NH1	10.19	125.39	120.30
1	hK	82	ARG	NE-CZ-NH2	-10.19	115.21	120.30
1	hO	162	ARG	NE-CZ-NH2	-10.19	115.21	120.30
1	iL	166	ASP	CB-CG-OD2	-10.19	109.13	118.30
1	dM	18	ARG	NE-CZ-NH1	10.19	125.39	120.30
1	6W	97	ARG	NE-CZ-NH1	10.19	125.39	120.30
1	3k	154	ARG	NE-CZ-NH2	-10.18	115.21	120.30
1	77	51	ASP	CB-CG-OD2	10.18	127.47	118.30
1	eg	18	ARG	NE-CZ-NH1	10.18	125.39	120.30
1	f	82	ARG	NE-CZ-NH1	10.18	125.39	120.30
1	hp	18	ARG	NE-CZ-NH1	10.18	125.39	120.30
1	jL	162	ARG	NE-CZ-NH1	10.18	125.39	120.30
1	cN	145	TYR	CB-CG-CD1	10.18	127.11	121.00
1	dC	229	ARG	NE-CZ-NH1	10.18	125.39	120.30
1	ei	81	ASP	CB-CG-OD1	10.18	127.46	118.30
1	fx	100	ARG	NE-CZ-NH1	10.18	125.39	120.30

Continued on next page...

Continued from previous page...

Mol	Chain	Res	Type	Atoms	Z	Observed(°)	Ideal(°)
1	aY	163	ASP	CB-CG-OD1	10.18	127.46	118.30
1	dC	164	TYR	CB-CG-CD1	10.18	127.11	121.00
1	fv	130	TYR	CB-CG-CD1	10.18	127.11	121.00
1	U	132	ARG	NE-CZ-NH1	-10.18	115.21	120.30
1	3q	97	ARG	NE-CZ-NH1	10.18	125.39	120.30
1	6s	145	TYR	CB-CG-CD1	-10.18	114.89	121.00
1	jI	154	ARG	NE-CZ-NH1	10.18	125.39	120.30
1	6W	145	TYR	CB-CG-CD1	-10.18	114.89	121.00
1	7U	154	ARG	NE-CZ-NH1	10.18	125.39	120.30
1	fZ	97	ARG	NE-CZ-NH1	10.18	125.39	120.30
1	8K	143	ARG	NE-CZ-NH2	-10.18	115.21	120.30
1	gq	18	ARG	NE-CZ-NH2	-10.17	115.21	120.30
1	jI	97	ARG	NE-CZ-NH1	10.17	125.39	120.30
1	5Z	143	ARG	NE-CZ-NH2	-10.17	115.21	120.30
1	8U	18	ARG	NE-CZ-NH1	10.17	125.39	120.30
1	bV	100	ARG	NE-CZ-NH1	10.17	125.39	120.30
1	hC	130	TYR	CB-CG-CD2	-10.17	114.90	121.00
1	kR	82	ARG	NE-CZ-NH2	10.17	125.39	120.30
1	6T	143	ARG	NE-CZ-NH1	10.17	125.39	120.30
1	aK	164	TYR	CB-CG-CD2	10.17	127.10	121.00
1	gb	132	ARG	NE-CZ-NH2	-10.17	115.22	120.30
1	jc	162	ARG	NE-CZ-NH2	-10.17	115.22	120.30
1	25	100	ARG	NE-CZ-NH1	10.17	125.39	120.30
1	8d	82	ARG	NE-CZ-NH1	10.17	125.38	120.30
1	eQ	162	ARG	NE-CZ-NH1	10.17	125.39	120.30
1	h8	133	TRP	CB-CG-CD2	-10.17	113.38	126.60
1	aN	173	ARG	NE-CZ-NH1	10.17	125.38	120.30
1	8x	145	TYR	CB-CG-CD1	-10.17	114.90	121.00
1	8O	132	ARG	NE-CZ-NH2	-10.17	115.22	120.30
1	f	164	TYR	CB-CG-CD2	-10.17	114.90	121.00
1	j9	132	ARG	NE-CZ-NH1	10.16	125.38	120.30
1	jX	167	ARG	NE-CZ-NH1	10.16	125.38	120.30
1	kC	154	ARG	NE-CZ-NH2	-10.16	115.22	120.30
1	5j	197	ASP	CB-CG-OD2	10.16	127.45	118.30
1	7u	229	ARG	NE-CZ-NH1	10.16	125.38	120.30
1	9L	167	ARG	NE-CZ-NH2	-10.16	115.22	120.30
1	kl	18	ARG	NE-CZ-NH1	10.16	125.38	120.30
1	9E	132	ARG	NE-CZ-NH1	10.16	125.38	120.30
1	9V	97	ARG	NE-CZ-NH1	10.16	125.38	120.30
1	dm	92	GLU	OE1-CD-OE2	-10.16	111.11	123.30
1	hU	229	ARG	NE-CZ-NH1	10.16	125.38	120.30
1	hV	100	ARG	NE-CZ-NH1	10.16	125.38	120.30

Continued on next page...

Continued from previous page...

Mol	Chain	Res	Type	Atoms	Z	Observed(°)	Ideal(°)
1	i7	100	ARG	NE-CZ-NH1	10.16	125.38	120.30
1	f9	154	ARG	NE-CZ-NH2	10.16	125.38	120.30
1	ie	51	ASP	CB-CG-OD1	10.16	127.44	118.30
1	6H	154	ARG	NE-CZ-NH1	10.16	125.38	120.30
1	P	100	ARG	NE-CZ-NH1	10.16	125.38	120.30
1	hE	173	ARG	NE-CZ-NH1	10.16	125.38	120.30
1	80	164	TYR	CB-CG-CD1	-10.16	114.91	121.00
1	z	97	ARG	NE-CZ-NH1	10.16	125.38	120.30
1	9K	229	ARG	NE-CZ-NH2	-10.16	115.22	120.30
1	hq	167	ARG	NE-CZ-NH1	10.15	125.38	120.30
1	4J	152	ASP	CB-CG-OD1	-10.15	109.16	118.30
1	5m	130	TYR	CB-CG-CD2	-10.15	114.91	121.00
1	5A	167	ARG	NE-CZ-NH2	-10.15	115.22	120.30
1	gC	82	ARG	NE-CZ-NH1	10.15	125.38	120.30
1	1V	143	ARG	NE-CZ-NH1	10.15	125.38	120.30
1	4N	163	ASP	CB-CG-OD1	-10.15	109.16	118.30
1	br	154	ARG	NE-CZ-NH2	-10.15	115.22	120.30
1	dD	167	ARG	NH1-CZ-NH2	-10.15	108.23	119.40
1	eF	167	ARG	NE-CZ-NH2	-10.15	115.22	120.30
1	fR	167	ARG	NE-CZ-NH1	10.15	125.38	120.30
1	1Q	173	ARG	NE-CZ-NH1	10.15	125.38	120.30
1	jw	167	ARG	NE-CZ-NH2	-10.15	115.22	120.30
1	2p	82	ARG	NE-CZ-NH1	10.15	125.38	120.30
1	65	173	ARG	NE-CZ-NH2	-10.15	115.22	120.30
1	6y	132	ARG	NE-CZ-NH1	10.15	125.38	120.30
1	9V	162	ARG	NE-CZ-NH1	10.15	125.38	120.30
1	cY	173	ARG	NE-CZ-NH1	10.15	125.38	120.30
1	dC	143	ARG	NE-CZ-NH1	10.15	125.38	120.30
1	hi	132	ARG	NE-CZ-NH1	10.15	125.37	120.30
1	hL	162	ARG	NE-CZ-NH1	10.15	125.37	120.30
1	ca	97	ARG	NE-CZ-NH1	10.15	125.38	120.30
1	h6	132	ARG	NE-CZ-NH2	-10.15	115.23	120.30
1	hl	81	ASP	CB-CG-OD1	-10.15	109.17	118.30
1	hq	168	PHE	CB-CG-CD2	10.15	127.90	120.80
1	j0	162	ARG	NE-CZ-NH2	-10.15	115.23	120.30
1	58	167	ARG	NE-CZ-NH2	-10.15	115.23	120.30
1	5o	168	PHE	CB-CG-CD2	10.15	127.90	120.80
1	8o	132	ARG	NE-CZ-NH1	10.15	125.37	120.30
1	ay	97	ARG	NE-CZ-NH1	10.15	125.37	120.30
1	aC	82	ARG	NE-CZ-NH2	-10.15	115.23	120.30
1	fO	82	ARG	NH1-CZ-NH2	-10.15	108.24	119.40
1	iz	82	ARG	NE-CZ-NH1	10.14	125.37	120.30

Continued on next page...

Continued from previous page...

Mol	Chain	Res	Type	Atoms	Z	Observed(°)	Ideal(°)
1	iW	164	TYR	CB-CG-CD2	-10.14	114.91	121.00
1	kK	82	ARG	NE-CZ-NH1	-10.14	115.23	120.30
1	72	145	TYR	CB-CG-CD2	10.14	127.09	121.00
1	92	100	ARG	NE-CZ-NH1	10.14	125.37	120.30
1	b3	162	ARG	NE-CZ-NH1	10.14	125.37	120.30
1	bd	100	ARG	NE-CZ-NH1	10.14	125.37	120.30
1	dc	229	ARG	NE-CZ-NH2	-10.14	115.23	120.30
1	8a	130	TYR	CB-CG-CD1	10.14	127.08	121.00
1	kA	168	PHE	CB-CG-CD2	-10.14	113.70	120.80
1	24	154	ARG	NE-CZ-NH1	10.14	125.37	120.30
1	3c	10	MET	CG-SD-CE	-10.14	83.97	100.20
1	96	154	ARG	NE-CZ-NH1	10.14	125.37	120.30
1	u	162	ARG	NE-CZ-NH2	-10.14	115.23	120.30
1	aH	173	ARG	NE-CZ-NH1	10.14	125.37	120.30
1	bj	143	ARG	NE-CZ-NH1	-10.14	115.23	120.30
1	u	154	ARG	NE-CZ-NH2	-10.14	115.23	120.30
1	k7	173	ARG	NE-CZ-NH1	10.14	125.37	120.30
1	95	100	ARG	NE-CZ-NH1	10.14	125.37	120.30
1	8l	173	ARG	NE-CZ-NH1	10.13	125.37	120.30
1	lL	143	ARG	NE-CZ-NH1	10.13	125.37	120.30
1	bn	100	ARG	NE-CZ-NH2	-10.13	115.23	120.30
1	bH	162	ARG	NE-CZ-NH2	-10.13	115.23	120.30
1	cD	18	ARG	NE-CZ-NH1	10.13	125.37	120.30
1	dG	154	ARG	NE-CZ-NH2	-10.13	115.23	120.30
1	61	143	ARG	NE-CZ-NH1	10.13	125.36	120.30
1	h7	145	TYR	CB-CG-CD1	10.13	127.08	121.00
1	hs	132	ARG	NE-CZ-NH2	-10.13	115.24	120.30
1	3M	164	TYR	CB-CG-CD1	10.13	127.08	121.00
1	dw	130	TYR	CB-CG-CD1	10.13	127.08	121.00
1	8F	100	ARG	NE-CZ-NH2	-10.13	115.24	120.30
1	av	168	PHE	CB-CG-CD2	10.13	127.89	120.80
1	kM	162	ARG	NE-CZ-NH1	10.13	125.36	120.30
1	4V	164	TYR	CB-CG-CD2	10.13	127.08	121.00
1	9Y	173	ARG	NE-CZ-NH2	-10.13	115.24	120.30
1	dR	132	ARG	NE-CZ-NH2	-10.13	115.24	120.30
1	37	132	ARG	NE-CZ-NH1	10.12	125.36	120.30
1	5I	97	ARG	NE-CZ-NH1	10.12	125.36	120.30
1	93	229	ARG	NE-CZ-NH1	10.12	125.36	120.30
1	bg	167	ARG	NE-CZ-NH1	10.12	125.36	120.30
1	U	40	PHE	CB-CG-CD1	10.13	127.89	120.80
1	2a	82	ARG	NE-CZ-NH1	10.12	125.36	120.30
1	eb	97	ARG	NE-CZ-NH2	-10.12	115.24	120.30

Continued on next page...

Continued from previous page...

Mol	Chain	Res	Type	Atoms	Z	Observed(°)	Ideal(°)
1	33	132	ARG	NE-CZ-NH1	10.12	125.36	120.30
1	gK	154	ARG	NE-CZ-NH1	10.12	125.36	120.30
1	kh	145	TYR	CB-CG-CD2	10.12	127.07	121.00
1	2G	145	TYR	CB-CG-CD1	10.12	127.07	121.00
1	5D	18	ARG	NE-CZ-NH2	-10.12	115.24	120.30
1	kn	32	PHE	CB-CG-CD1	-10.12	113.72	120.80
1	6y	173	ARG	NE-CZ-NH2	-10.12	115.24	120.30
1	fL	167	ARG	NE-CZ-NH2	-10.12	115.24	120.30
1	dA	167	ARG	NE-CZ-NH2	-10.12	115.24	120.30
1	dS	144	MET	CG-SD-CE	-10.12	84.01	100.20
1	1W	130	TYR	CB-CG-CD1	-10.12	114.93	121.00
1	30	154	ARG	NE-CZ-NH2	-10.12	115.24	120.30
1	33	164	TYR	CB-CG-CD2	10.12	127.07	121.00
1	4A	145	TYR	CB-CG-CD1	-10.12	114.93	121.00
1	r	173	ARG	NE-CZ-NH2	-10.11	115.24	120.30
1	j1	145	TYR	CB-CG-CD1	10.11	127.07	121.00
1	gG	97	ARG	NE-CZ-NH1	10.11	125.36	120.30
1	jG	167	ARG	NE-CZ-NH2	-10.11	115.24	120.30
1	lr	82	ARG	NE-CZ-NH1	10.11	125.36	120.30
1	3a	145	TYR	CB-CG-CD1	-10.11	114.93	121.00
1	3v	32	PHE	CB-CG-CD1	10.11	127.88	120.80
1	ax	229	ARG	NE-CZ-NH1	10.11	125.36	120.30
1	fq	173	ARG	NE-CZ-NH2	-10.11	115.25	120.30
1	kW	100	ARG	NE-CZ-NH2	-10.11	115.25	120.30
1	2q	40	PHE	CB-CG-CD1	-10.11	113.72	120.80
1	6s	164	TYR	CB-CG-CD2	10.11	127.06	121.00
1	cx	229	ARG	NE-CZ-NH1	10.11	125.36	120.30
1	cU	100	ARG	NE-CZ-NH1	10.11	125.36	120.30
1	eL	143	ARG	NE-CZ-NH1	10.11	125.36	120.30
1	fA	143	ARG	NE-CZ-NH1	10.11	125.35	120.30
1	6	145	TYR	CB-CG-CD1	-10.11	114.94	121.00
1	gf	162	ARG	NE-CZ-NH2	-10.11	115.25	120.30
1	hD	82	ARG	NE-CZ-NH1	10.11	125.35	120.30
1	jh	45	GLU	OE1-CD-OE2	-10.11	111.17	123.30
1	aA	162	ARG	NH1-CZ-NH2	-10.11	108.28	119.40
1	d0	132	ARG	NE-CZ-NH1	10.11	125.35	120.30
1	jZ	82	ARG	NE-CZ-NH1	10.11	125.35	120.30
1	bn	66	MET	CG-SD-CE	-10.11	84.03	100.20
1	i7	97	ARG	NE-CZ-NH1	10.10	125.35	120.30
1	6g	132	ARG	NE-CZ-NH2	-10.10	115.25	120.30
1	iG	169	TYR	CB-CG-CD2	-10.10	114.94	121.00
1	iW	162	ARG	NE-CZ-NH2	-10.10	115.25	120.30

Continued on next page...

Continued from previous page...

Mol	Chain	Res	Type	Atoms	Z	Observed(°)	Ideal(°)
1	bz	154	ARG	NE-CZ-NH2	-10.10	115.25	120.30
1	aQ	82	ARG	NE-CZ-NH1	10.10	125.35	120.30
1	dz	132	ARG	NE-CZ-NH1	10.10	125.35	120.30
1	fn	162	ARG	NE-CZ-NH2	-10.10	115.25	120.30
1	9r	154	ARG	NE-CZ-NH2	-10.10	115.25	120.30
1	gK	162	ARG	NE-CZ-NH2	-10.10	115.25	120.30
1	gM	82	ARG	NE-CZ-NH2	10.10	125.35	120.30
1	lj	82	ARG	NE-CZ-NH1	10.10	125.35	120.30
1	bl	173	ARG	NE-CZ-NH2	-10.10	115.25	120.30
1	df	100	ARG	NE-CZ-NH2	-10.10	115.25	120.30
1	eQ	143	ARG	NE-CZ-NH2	10.10	125.35	120.30
1	W	145	TYR	CB-CG-CD2	-10.10	114.94	121.00
1	1H	166	ASP	CB-CG-OD2	10.10	127.39	118.30
1	hd	167	ARG	NE-CZ-NH2	-10.10	115.25	120.30
1	ij	161	PHE	CB-CG-CD2	10.10	127.87	120.80
1	8E	97	ARG	NE-CZ-NH1	10.10	125.35	120.30
1	ir	113	GLU	OE1-CD-OE2	-10.10	111.19	123.30
1	2U	229	ARG	NE-CZ-NH1	10.10	125.35	120.30
1	4H	162	ARG	NE-CZ-NH2	-10.10	115.25	120.30
1	8K	82	ARG	NE-CZ-NH1	10.10	125.35	120.30
1	9r	145	TYR	CB-CG-CD1	10.10	127.06	121.00
1	bG	24	VAL	CG1-CB-CG2	10.10	127.05	110.90
1	fb	162	ARG	NE-CZ-NH1	10.10	125.35	120.30
1	ie	51	ASP	CB-CG-OD2	-10.09	109.22	118.30
1	4U	18	ARG	NE-CZ-NH2	-10.09	115.25	120.30
1	aR	173	ARG	NE-CZ-NH1	10.09	125.35	120.30
1	eY	229	ARG	NE-CZ-NH2	-10.09	115.25	120.30
1	j8	168	PHE	CB-CG-CD2	10.09	127.86	120.80
1	av	82	ARG	NE-CZ-NH1	10.09	125.35	120.30
1	gV	164	TYR	CB-CG-CD1	-10.09	114.95	121.00
1	iN	143	ARG	NH1-CZ-NH2	-10.09	108.30	119.40
1	2o	18	ARG	NE-CZ-NH2	-10.09	115.25	120.30
1	5I	169	TYR	CB-CG-CD2	10.09	127.05	121.00
1	cO	164	TYR	CB-CG-CD1	-10.09	114.94	121.00
1	fr	164	TYR	CB-CG-CD2	-10.09	114.94	121.00
1	8l	18	ARG	NE-CZ-NH2	-10.09	115.25	120.30
1	8t	162	ARG	NE-CZ-NH2	-10.09	115.26	120.30
1	dj	154	ARG	NH1-CZ-NH2	-10.09	108.30	119.40
1	gL	97	ARG	NE-CZ-NH1	10.09	125.34	120.30
1	4V	97	ARG	NE-CZ-NH1	10.09	125.34	120.30
1	4P	229	ARG	NE-CZ-NH1	10.09	125.34	120.30
1	5s	132	ARG	NE-CZ-NH1	10.09	125.34	120.30

Continued on next page...

Continued from previous page...

Mol	Chain	Res	Type	Atoms	Z	Observed(°)	Ideal(°)
1	8S	145	TYR	CB-CG-CD1	-10.09	114.95	121.00
1	34	82	ARG	NE-CZ-NH2	-10.08	115.26	120.30
1	36	82	ARG	NE-CZ-NH1	10.08	125.34	120.30
1	8z	161	PHE	CB-CG-CD1	-10.08	113.74	120.80
1	3j	130	TYR	CB-CG-CD2	-10.08	114.95	121.00
1	3F	132	ARG	NE-CZ-NH1	10.08	125.34	120.30
1	3L	168	PHE	CB-CG-CD1	10.08	127.86	120.80
1	3V	100	ARG	NE-CZ-NH1	10.08	125.34	120.30
1	g3	132	ARG	NE-CZ-NH2	-10.08	115.26	120.30
1	k3	229	ARG	NE-CZ-NH2	-10.08	115.26	120.30
1	2k	169	TYR	CB-CG-CD2	-10.08	114.95	121.00
1	2o	164	TYR	CB-CG-CD1	-10.08	114.95	121.00
1	6D	145	TYR	CG-CD1-CE1	-10.08	113.24	121.30
1	82	154	ARG	NE-CZ-NH1	10.08	125.34	120.30
1	97	164	TYR	CZ-CE2-CD2	10.08	128.87	119.80
1	b9	173	ARG	NE-CZ-NH2	-10.08	115.26	120.30
1	f1	173	ARG	NH1-CZ-NH2	-10.08	108.31	119.40
1	9R	162	ARG	NE-CZ-NH1	10.08	125.34	120.30
1	U	40	PHE	CB-CG-CD2	-10.08	113.75	120.80
1	lN	173	ARG	NE-CZ-NH1	10.08	125.34	120.30
1	4I	82	ARG	NE-CZ-NH1	10.08	125.34	120.30
1	5i	100	ARG	NE-CZ-NH2	-10.08	115.26	120.30
1	93	103	ASP	CB-CG-OD2	-10.08	109.23	118.30
1	9W	143	ARG	NE-CZ-NH2	-10.08	115.26	120.30
1	al	167	ARG	NE-CZ-NH2	-10.08	115.26	120.30
1	hF	229	ARG	NE-CZ-NH1	10.07	125.34	120.30
1	l9	154	ARG	NE-CZ-NH2	10.07	125.34	120.30
1	8n	164	TYR	CB-CG-CD2	-10.07	114.96	121.00
1	8U	82	ARG	NE-CZ-NH1	-10.07	115.26	120.30
1	eF	229	ARG	NE-CZ-NH1	10.07	125.34	120.30
1	hf	164	TYR	CG-CD2-CE2	-10.07	113.24	121.30
1	2W	173	ARG	NE-CZ-NH1	10.07	125.34	120.30
1	5B	100	ARG	NE-CZ-NH1	10.07	125.34	120.30
1	lG	82	ARG	NE-CZ-NH1	10.07	125.33	120.30
1	58	162	ARG	NE-CZ-NH1	10.07	125.33	120.30
1	6z	132	ARG	NE-CZ-NH1	10.07	125.34	120.30
1	bg	184	TRP	CB-CG-CD2	10.07	139.69	126.60
1	5E	100	ARG	NE-CZ-NH2	-10.07	115.27	120.30
1	7N	143	ARG	NE-CZ-NH1	10.07	125.33	120.30
1	bt	68	MET	CG-SD-CE	-10.07	84.09	100.20
1	ef	117	TRP	CB-CG-CD1	-10.07	113.91	127.00
1	Y	154	ARG	NE-CZ-NH2	10.07	125.33	120.30

Continued on next page...

Continued from previous page...

Mol	Chain	Res	Type	Atoms	Z	Observed(°)	Ideal(°)
1	dg	18	ARG	NE-CZ-NH1	10.07	125.33	120.30
1	iW	143	ARG	NE-CZ-NH1	10.07	125.33	120.30
1	js	40	PHE	CB-CG-CD2	-10.07	113.75	120.80
1	ah	130	TYR	CB-CG-CD2	-10.07	114.96	121.00
1	bS	154	ARG	NE-CZ-NH1	10.07	125.33	120.30
1	cb	132	ARG	NE-CZ-NH2	-10.07	115.27	120.30
1	ev	164	TYR	CB-CG-CD1	10.07	127.04	121.00
1	A	82	ARG	NE-CZ-NH1	10.07	125.33	120.30
1	hq	132	ARG	NE-CZ-NH1	10.06	125.33	120.30
1	hH	167	ARG	NH1-CZ-NH2	-10.06	108.33	119.40
1	if	126	VAL	CA-CB-CG1	-10.06	95.80	110.90
1	d5	143	ARG	NE-CZ-NH1	10.06	125.33	120.30
1	eW	97	ARG	NE-CZ-NH2	-10.06	115.27	120.30
1	lO	167	ARG	NE-CZ-NH1	10.06	125.33	120.30
1	kg	143	ARG	NE-CZ-NH2	-10.06	115.27	120.30
1	aj	164	TYR	CB-CG-CD2	-10.06	114.96	121.00
1	e0	164	TYR	CB-CG-CD1	-10.06	114.96	121.00
1	eW	173	ARG	NE-CZ-NH1	10.06	125.33	120.30
1	P	229	ARG	NE-CZ-NH1	10.06	125.33	120.30
1	iR	143	ARG	NE-CZ-NH1	10.06	125.33	120.30
1	k9	162	ARG	NE-CZ-NH1	10.06	125.33	120.30
1	l6	167	ARG	NE-CZ-NH2	-10.06	115.27	120.30
1	8d	162	ARG	NE-CZ-NH2	-10.06	115.27	120.30
1	eb	144	MET	CG-SD-CE	-10.06	84.10	100.20
1	g9	145	TYR	CB-CG-CD1	-10.06	114.97	121.00
1	ix	18	ARG	NE-CZ-NH1	10.06	125.33	120.30
1	jZ	82	ARG	NE-CZ-NH2	-10.06	115.27	120.30
1	2i	173	ARG	NE-CZ-NH1	10.06	125.33	120.30
1	6o	167	ARG	NE-CZ-NH1	10.06	125.33	120.30
1	iT	229	ARG	NE-CZ-NH1	10.06	125.33	120.30
1	js	32	PHE	CB-CG-CD1	-10.06	113.76	120.80
1	73	173	ARG	NH1-CZ-NH2	-10.06	108.34	119.40
1	dV	32	PHE	CB-CG-CD2	-10.06	113.76	120.80
1	f9	132	ARG	NE-CZ-NH2	-10.06	115.27	120.30
1	a1	145	TYR	CB-CG-CD1	-10.06	114.97	121.00
1	aN	161	PHE	CB-CG-CD2	10.06	127.84	120.80
1	2U	18	ARG	NE-CZ-NH1	10.05	125.33	120.30
1	8U	161	PHE	CB-CG-CD1	-10.05	113.76	120.80
1	8W	173	ARG	NE-CZ-NH1	10.05	125.33	120.30
1	cE	229	ARG	NE-CZ-NH1	10.05	125.33	120.30
1	fA	173	ARG	NE-CZ-NH1	10.05	125.33	120.30
1	9T	173	ARG	NE-CZ-NH1	10.05	125.33	120.30

Continued on next page...

Continued from previous page...

Mol	Chain	Res	Type	Atoms	Z	Observed(°)	Ideal(°)
1	ia	82	ARG	NE-CZ-NH2	-10.05	115.28	120.30
1	7s	173	ARG	NE-CZ-NH2	-10.05	115.28	120.30
1	jc	167	ARG	NE-CZ-NH1	10.05	125.32	120.30
1	2v	169	TYR	CB-CG-CD1	-10.05	114.97	121.00
1	7K	35	GLU	OE1-CD-OE2	-10.05	111.24	123.30
1	2I	162	ARG	NE-CZ-NH2	-10.05	115.28	120.30
1	8h	97	ARG	NE-CZ-NH2	10.05	125.32	120.30
1	8h	154	ARG	NE-CZ-NH2	-10.05	115.28	120.30
1	1h	132	ARG	NE-CZ-NH2	-10.05	115.28	120.30
1	e8	82	ARG	NE-CZ-NH2	10.05	125.32	120.30
1	x	168	PHE	CB-CG-CD2	10.05	127.83	120.80
1	kZ	82	ARG	NE-CZ-NH2	-10.04	115.28	120.30
1	8D	82	ARG	NE-CZ-NH2	-10.05	115.28	120.30
1	49	173	ARG	NE-CZ-NH2	-10.04	115.28	120.30
1	5p	143	ARG	NE-CZ-NH1	10.04	125.32	120.30
1	fB	97	ARG	NE-CZ-NH2	-10.04	115.28	120.30
1	gz	132	ARG	NE-CZ-NH1	10.04	125.32	120.30
1	6F	97	ARG	NE-CZ-NH2	-10.04	115.28	120.30
1	ej	167	ARG	NE-CZ-NH1	10.04	125.32	120.30
1	1N	97	ARG	NE-CZ-NH1	10.04	125.32	120.30
1	i5	18	ARG	NE-CZ-NH2	-10.04	115.28	120.30
1	jc	164	TYR	CB-CG-CD1	-10.04	114.97	121.00
1	e	23	TRP	CB-CG-CD2	10.04	139.66	126.60
1	5f	96	MET	CG-SD-CE	-10.04	84.13	100.20
1	8g	162	ARG	NE-CZ-NH2	-10.04	115.28	120.30
1	9g	167	ARG	NE-CZ-NH2	10.04	125.32	120.30
1	11	97	ARG	NH1-CZ-NH2	-10.04	108.36	119.40
1	y	10	MET	CG-SD-CE	-10.04	84.14	100.20
1	ka	173	ARG	NE-CZ-NH1	10.04	125.32	120.30
1	j1	130	TYR	CB-CG-CD2	-10.04	114.98	121.00
1	23	132	ARG	NE-CZ-NH2	-10.04	115.28	120.30
1	lR	130	TYR	CB-CG-CD1	10.04	127.02	121.00
1	32	68	MET	CG-SD-CE	-10.04	84.14	100.20
1	4d	161	PHE	CB-CG-CD1	10.04	127.83	120.80
1	6i	132	ARG	NE-CZ-NH2	-10.04	115.28	120.30
1	9f	152	ASP	CB-CG-OD2	10.04	127.34	118.30
1	8r	169	TYR	CB-CG-CD1	-10.04	114.98	121.00
1	9g	82	ARG	NE-CZ-NH1	10.04	125.32	120.30
1	bC	162	ARG	NE-CZ-NH2	-10.04	115.28	120.30
1	dm	143	ARG	NE-CZ-NH1	10.04	125.32	120.30
1	fH	100	ARG	NE-CZ-NH2	-10.04	115.28	120.30
1	gv	229	ARG	NE-CZ-NH1	10.03	125.32	120.30

Continued on next page...

Continued from previous page...

Mol	Chain	Res	Type	Atoms	Z	Observed(°)	Ideal(°)
1	d4	173	ARG	NE-CZ-NH2	-10.03	115.28	120.30
1	j8	154	ARG	NE-CZ-NH2	-10.03	115.28	120.30
1	ke	18	ARG	NE-CZ-NH2	-10.03	115.28	120.30
1	jB	18	ARG	NE-CZ-NH2	10.03	125.32	120.30
1	2c	32	PHE	CB-CG-CD2	-10.03	113.78	120.80
1	al	168	PHE	CB-CG-CD1	-10.03	113.78	120.80
1	aO	143	ARG	NE-CZ-NH1	10.03	125.32	120.30
1	dq	32	PHE	CB-CG-CD1	-10.03	113.78	120.80
1	fl	167	ARG	NE-CZ-NH1	10.03	125.32	120.30
1	1C	173	ARG	NE-CZ-NH1	10.03	125.31	120.30
1	1J	145	TYR	CB-CG-CD2	-10.03	114.98	121.00
1	lQ	161	PHE	CB-CG-CD2	-10.03	113.78	120.80
1	3y	173	ARG	NE-CZ-NH2	-10.03	115.28	120.30
1	4Y	82	ARG	NE-CZ-NH1	10.03	125.31	120.30
1	5c	229	ARG	NE-CZ-NH2	-10.03	115.28	120.30
1	5i	197	ASP	CB-CG-OD1	10.03	127.33	118.30
1	6g	197	ASP	CB-CG-OD1	10.03	127.33	118.30
1	87	164	TYR	CB-CG-CD1	10.03	127.02	121.00
1	dv	152	ASP	CB-CG-OD2	10.03	127.33	118.30
1	fa	40	PHE	CB-CG-CD1	-10.03	113.78	120.80
1	fY	154	ARG	NE-CZ-NH2	-10.03	115.28	120.30
1	gw	229	ARG	NE-CZ-NH1	10.03	125.31	120.30
1	1M	154	ARG	NE-CZ-NH1	10.03	125.31	120.30
1	20	145	TYR	CB-CG-CD1	-10.03	114.98	121.00
1	kG	164	TYR	CB-CG-CD1	-10.03	114.98	121.00
1	3f	154	ARG	NH1-CZ-NH2	-10.03	108.37	119.40
1	2T	97	ARG	NE-CZ-NH1	10.03	125.31	120.30
1	5N	100	ARG	NE-CZ-NH1	10.03	125.31	120.30
1	1n	18	ARG	NE-CZ-NH2	10.03	125.31	120.30
1	I	130	TYR	CB-CG-CD2	10.03	127.02	121.00
1	jP	145	TYR	CB-CG-CD2	-10.02	114.99	121.00
1	91	143	ARG	NE-CZ-NH2	-10.02	115.29	120.30
1	bv	154	ARG	NE-CZ-NH1	10.02	125.31	120.30
1	fU	18	ARG	NE-CZ-NH1	10.02	125.31	120.30
1	gJ	132	ARG	NE-CZ-NH1	10.02	125.31	120.30
1	ll	167	ARG	NE-CZ-NH2	-10.02	115.29	120.30
1	3p	168	PHE	CB-CG-CD1	-10.02	113.78	120.80
1	5d	173	ARG	NE-CZ-NH1	-10.02	115.29	120.30
1	5T	173	ARG	NE-CZ-NH2	-10.02	115.29	120.30
1	ae	132	ARG	NE-CZ-NH1	10.02	125.31	120.30
1	fu	154	ARG	NE-CZ-NH1	10.02	125.31	120.30
1	o	162	ARG	NE-CZ-NH1	10.02	125.31	120.30

Continued on next page...

Continued from previous page...

Mol	Chain	Res	Type	Atoms	Z	Observed(°)	Ideal(°)
1	2A	173	ARG	NE-CZ-NH1	10.02	125.31	120.30
1	8r	97	ARG	NE-CZ-NH1	10.02	125.31	120.30
1	G	143	ARG	NE-CZ-NH2	-10.02	115.29	120.30
1	9M	100	ARG	NE-CZ-NH1	10.02	125.31	120.30
1	ba	81	ASP	CB-CG-OD1	10.02	127.32	118.30
1	i9	169	TYR	CB-CG-CD1	-10.02	114.99	121.00
1	8R	185	MET	CG-SD-CE	-10.02	84.17	100.20
1	2i	97	ARG	NE-CZ-NH2	-10.02	115.29	120.30
1	7N	143	ARG	NE-CZ-NH2	-10.02	115.29	120.30
1	8I	133	TRP	CB-CG-CD1	10.02	140.02	127.00
1	9R	82	ARG	NE-CZ-NH2	-10.02	115.29	120.30
1	bH	229	ARG	NE-CZ-NH1	10.02	125.31	120.30
1	bY	132	ARG	NE-CZ-NH1	-10.02	115.29	120.30
1	dl	100	ARG	NE-CZ-NH1	10.02	125.31	120.30
1	1m	173	ARG	NE-CZ-NH2	-10.02	115.29	120.30
1	eQ	82	ARG	NE-CZ-NH1	10.02	125.31	120.30
1	g9	82	ARG	NE-CZ-NH2	-10.01	115.29	120.30
1	gG	108	THR	CA-CB-CG2	-10.01	98.38	112.40
1	gX	82	ARG	CD-NE-CZ	10.01	137.62	123.60
1	k8	132	ARG	NE-CZ-NH1	10.01	125.31	120.30
1	kx	143	ARG	NE-CZ-NH1	10.01	125.31	120.30
1	kI	167	ARG	NE-CZ-NH1	10.01	125.31	120.30
1	2c	229	ARG	NE-CZ-NH1	10.01	125.31	120.30
1	2y	169	TYR	CB-CG-CD1	-10.01	114.99	121.00
1	3t	173	ARG	NE-CZ-NH1	10.01	125.31	120.30
1	4P	100	ARG	NE-CZ-NH2	-10.01	115.29	120.30
1	64	100	ARG	NE-CZ-NH2	-10.01	115.29	120.30
1	ba	229	ARG	NE-CZ-NH1	10.01	125.31	120.30
1	8t	51	ASP	CB-CG-OD2	10.01	127.31	118.30
1	el	162	ARG	NE-CZ-NH1	10.01	125.31	120.30
1	k	82	ARG	NE-CZ-NH2	10.01	125.31	120.30
1	jj	32	PHE	CB-CG-CD2	-10.01	113.79	120.80
1	jT	97	ARG	NE-CZ-NH2	-10.01	115.30	120.30
1	kY	18	ARG	NE-CZ-NH1	10.01	125.30	120.30
1	9w	173	ARG	NE-CZ-NH1	10.01	125.31	120.30
1	eq	162	ARG	NE-CZ-NH2	-10.01	115.30	120.30
1	j7	162	ARG	NE-CZ-NH2	-10.01	115.30	120.30
1	jV	167	ARG	NE-CZ-NH1	10.01	125.30	120.30
1	a7	130	TYR	CB-CG-CD2	-10.01	115.00	121.00
1	l2	143	ARG	NE-CZ-NH2	10.01	125.30	120.30
1	5v	162	ARG	NE-CZ-NH1	10.01	125.30	120.30
1	eq	132	ARG	NE-CZ-NH2	-10.01	115.30	120.30

Continued on next page...

Continued from previous page...

Mol	Chain	Res	Type	Atoms	Z	Observed(°)	Ideal(°)
1	dB	32	PHE	CB-CG-CD1	10.01	127.80	120.80
1	2N	143	ARG	NE-CZ-NH2	-10.00	115.30	120.30
1	4n	32	PHE	CB-CG-CD2	-10.00	113.80	120.80
1	aH	169	TYR	CB-CG-CD1	-10.00	115.00	121.00
1	cG	100	ARG	NE-CZ-NH1	10.00	125.30	120.30
1	dg	167	ARG	NE-CZ-NH1	10.00	125.30	120.30
1	60	18	ARG	NE-CZ-NH2	-10.00	115.30	120.30
1	8l	145	TYR	CB-CG-CD2	-10.00	115.00	121.00
1	9f	143	ARG	NE-CZ-NH1	10.00	125.30	120.30
1	17	197	ASP	CB-CG-OD1	10.00	127.30	118.30
1	cr	167	ARG	NE-CZ-NH1	10.00	125.30	120.30
1	di	229	ARG	NE-CZ-NH2	-10.00	115.30	120.30
1	ey	162	ARG	NE-CZ-NH1	10.00	125.30	120.30
1	eE	167	ARG	NE-CZ-NH1	10.00	125.30	120.30
1	dL	130	TYR	CB-CG-CD2	-10.00	115.00	121.00
1	eg	173	ARG	NE-CZ-NH1	10.00	125.30	120.30
1	5X	132	ARG	NE-CZ-NH2	-10.00	115.30	120.30
1	8G	18	ARG	NE-CZ-NH1	10.00	125.30	120.30
1	8Q	173	ARG	NE-CZ-NH1	10.00	125.30	120.30
1	li	173	ARG	NE-CZ-NH2	10.00	125.30	120.30
1	2P	229	ARG	NE-CZ-NH2	-10.00	115.30	120.30
1	3q	143	ARG	NE-CZ-NH2	-10.00	115.30	120.30
1	7t	100	ARG	NE-CZ-NH2	-10.00	115.30	120.30
1	aK	132	ARG	NE-CZ-NH1	10.00	125.30	120.30
1	dr	167	ARG	NE-CZ-NH1	10.00	125.30	120.30
1	ey	97	ARG	NE-CZ-NH2	-10.00	115.30	120.30
1	fC	229	ARG	NE-CZ-NH2	-10.00	115.30	120.30
1	3E	51	ASP	CB-CG-OD1	9.99	127.30	118.30
1	4z	167	ARG	NE-CZ-NH1	9.99	125.30	120.30
1	8y	100	ARG	NE-CZ-NH1	9.99	125.30	120.30
1	lg	229	ARG	NE-CZ-NH1	9.99	125.30	120.30
1	gU	173	ARG	NE-CZ-NH1	9.99	125.30	120.30
1	ie	173	ARG	NE-CZ-NH1	9.99	125.30	120.30
1	iz	130	TYR	CB-CG-CD1	9.99	127.00	121.00
1	8L	130	TYR	CB-CG-CD1	9.99	127.00	121.00
1	aK	132	ARG	NE-CZ-NH2	-9.99	115.30	120.30
1	cp	143	ARG	NE-CZ-NH2	-9.99	115.30	120.30
1	bd	132	ARG	NE-CZ-NH1	9.99	125.30	120.30
1	cX	40	PHE	CB-CG-CD2	9.99	127.80	120.80
1	cE	82	ARG	NE-CZ-NH2	-9.99	115.30	120.30
1	gL	161	PHE	CB-CG-CD2	9.99	127.79	120.80
1	l3	100	ARG	NE-CZ-NH2	9.99	125.30	120.30

Continued on next page...

Continued from previous page...

Mol	Chain	Res	Type	Atoms	Z	Observed(°)	Ideal(°)
1	8X	143	ARG	NE-CZ-NH2	-9.99	115.31	120.30
1	9a	97	ARG	NE-CZ-NH2	-9.99	115.31	120.30
1	10	82	ARG	NE-CZ-NH2	-9.99	115.31	120.30
1	aP	229	ARG	NE-CZ-NH2	-9.99	115.31	120.30
1	b2	154	ARG	NE-CZ-NH1	9.99	125.30	120.30
1	jq	18	ARG	NE-CZ-NH1	9.99	125.29	120.30
1	e9	18	ARG	NE-CZ-NH1	9.99	125.29	120.30
1	el	143	ARG	NE-CZ-NH1	9.99	125.29	120.30
1	lA	97	ARG	NE-CZ-NH1	9.99	125.29	120.30
1	4A	132	ARG	NE-CZ-NH2	-9.99	115.31	120.30
1	cf	145	TYR	CB-CG-CD2	9.99	126.99	121.00
1	eb	168	PHE	CB-CG-CD2	9.99	127.79	120.80
1	gF	100	ARG	NE-CZ-NH1	9.98	125.29	120.30
1	5O	133	TRP	CB-CG-CD2	-9.98	113.62	126.60
1	dr	169	TYR	CB-CG-CD2	9.98	126.99	121.00
1	fO	173	ARG	NE-CZ-NH1	9.98	125.29	120.30
1	hn	100	ARG	NE-CZ-NH1	9.98	125.29	120.30
1	ij	82	ARG	NE-CZ-NH1	9.98	125.29	120.30
1	k9	97	ARG	NE-CZ-NH1	9.98	125.29	120.30
1	kr	229	ARG	NE-CZ-NH1	9.98	125.29	120.30
1	lw	132	ARG	NE-CZ-NH2	9.98	125.29	120.30
1	3B	40	PHE	CB-CG-CD1	-9.98	113.81	120.80
1	44	167	ARG	NE-CZ-NH2	-9.98	115.31	120.30
1	7M	40	PHE	CB-CG-CD1	-9.98	113.81	120.80
1	9j	82	ARG	NE-CZ-NH1	9.98	125.29	120.30
1	iy	132	ARG	NE-CZ-NH2	-9.98	115.31	120.30
1	4w	167	ARG	NE-CZ-NH1	9.98	125.29	120.30
1	6z	164	TYR	CB-CG-CD2	9.98	126.99	121.00
1	h8	167	ARG	NE-CZ-NH1	9.98	125.29	120.30
1	hs	97	ARG	NE-CZ-NH2	-9.98	115.31	120.30
1	kV	154	ARG	NE-CZ-NH2	-9.98	115.31	120.30
1	6S	173	ARG	NE-CZ-NH1	9.98	125.29	120.30
1	9l	162	ARG	NH1-CZ-NH2	-9.98	108.42	119.40
1	cs	197	ASP	CB-CG-OD2	9.98	127.28	118.30
1	lH	132	ARG	NE-CZ-NH1	9.98	125.29	120.30
1	5N	229	ARG	NE-CZ-NH1	9.98	125.29	120.30
1	aA	152	ASP	CB-CG-OD2	9.98	127.28	118.30
1	bn	169	TYR	CB-CG-CD2	9.98	126.99	121.00
1	h7	164	TYR	CB-CG-CD2	-9.97	115.02	121.00
1	jY	184	TRP	CB-CG-CD1	-9.97	114.03	127.00
1	4n	132	ARG	NE-CZ-NH2	-9.97	115.31	120.30
1	6k	100	ARG	NE-CZ-NH2	-9.97	115.31	120.30

Continued on next page...

Continued from previous page...

Mol	Chain	Res	Type	Atoms	Z	Observed(°)	Ideal(°)
1	cX	100	ARG	NE-CZ-NH1	9.97	125.29	120.30
1	by	97	ARG	NE-CZ-NH2	-9.97	115.31	120.30
1	i2	132	ARG	NE-CZ-NH2	-9.97	115.31	120.30
1	jI	51	ASP	CB-CG-OD1	9.97	127.27	118.30
1	lZ	18	ARG	NE-CZ-NH2	-9.97	115.31	120.30
1	2e	132	ARG	NE-CZ-NH1	9.97	125.28	120.30
1	2p	97	ARG	NE-CZ-NH1	9.97	125.28	120.30
1	72	173	ARG	NE-CZ-NH1	9.97	125.28	120.30
1	7W	66	MET	CG-SD-CE	-9.97	84.25	100.20
1	ba	143	ARG	NE-CZ-NH2	-9.97	115.31	120.30
1	dG	97	ARG	NE-CZ-NH2	-9.97	115.31	120.30
1	h2	82	ARG	NE-CZ-NH2	-9.97	115.32	120.30
1	i5	32	PHE	CB-CG-CD1	9.97	127.78	120.80
1	2i	154	ARG	NE-CZ-NH2	-9.97	115.32	120.30
1	cA	143	ARG	NE-CZ-NH1	9.97	125.28	120.30
1	fG	18	ARG	NE-CZ-NH2	-9.97	115.32	120.30
1	j9	97	ARG	NE-CZ-NH2	-9.97	115.32	120.30
1	e8	145	TYR	CB-CG-CD1	9.97	126.98	121.00
1	hO	132	ARG	NE-CZ-NH2	-9.96	115.32	120.30
1	2G	173	ARG	NE-CZ-NH2	-9.96	115.32	120.30
1	3q	145	TYR	CB-CG-CD1	-9.96	115.02	121.00
1	4W	167	ARG	NE-CZ-NH2	-9.97	115.32	120.30
1	bn	143	ARG	NE-CZ-NH2	-9.97	115.32	120.30
1	f6	130	TYR	CB-CG-CD2	-9.97	115.02	121.00
1	fR	154	ARG	NE-CZ-NH1	9.96	125.28	120.30
1	2Q	229	ARG	NE-CZ-NH1	9.96	125.28	120.30
1	9D	130	TYR	CD1-CE1-CZ	9.96	128.77	119.80
1	7M	100	ARG	NE-CZ-NH2	-9.96	115.32	120.30
1	b5	130	TYR	CB-CG-CD1	-9.96	115.02	121.00
1	du	100	ARG	NE-CZ-NH1	9.96	125.28	120.30
1	fI	163	ASP	CB-CG-OD1	9.96	127.27	118.30
1	jd	143	ARG	NE-CZ-NH2	-9.96	115.32	120.30
1	jC	10	MET	CG-SD-CE	-9.96	84.27	100.20
1	et	32	PHE	CB-CG-CD2	9.96	127.77	120.80
1	27	103	ASP	CB-CG-OD1	9.96	127.26	118.30
1	8h	162	ARG	NE-CZ-NH2	9.96	125.28	120.30
1	8E	145	TYR	CB-CG-CD1	9.96	126.97	121.00
1	en	229	ARG	NE-CZ-NH1	9.96	125.28	120.30
1	ir	168	PHE	CB-CG-CD1	-9.96	113.83	120.80
1	jM	162	ARG	NE-CZ-NH2	-9.96	115.32	120.30
1	kS	143	ARG	NE-CZ-NH1	9.96	125.28	120.30
1	6r	28	GLU	OE1-CD-OE2	-9.95	111.36	123.30

Continued on next page...

Continued from previous page...

Mol	Chain	Res	Type	Atoms	Z	Observed(°)	Ideal(°)
1	7K	145	TYR	CB-CG-CD1	9.96	126.97	121.00
1	8l	154	ARG	NE-CZ-NH1	9.96	125.28	120.30
1	9e	130	TYR	CB-CG-CD2	9.95	126.97	121.00
1	9K	100	ARG	NE-CZ-NH1	9.96	125.28	120.30
1	c2	145	TYR	CB-CG-CD2	9.95	126.97	121.00
1	hi	145	TYR	CB-CG-CD1	-9.95	115.03	121.00
1	i2	167	ARG	NE-CZ-NH2	9.95	125.28	120.30
1	at	185	MET	CG-SD-CE	-9.95	84.28	100.20
1	bz	132	ARG	NE-CZ-NH2	-9.95	115.32	120.30
1	dk	167	ARG	NE-CZ-NH1	9.95	125.28	120.30
1	dR	169	TYR	CG-CD1-CE1	-9.95	113.34	121.30
1	eU	167	ARG	NE-CZ-NH1	9.95	125.28	120.30
1	lm	173	ARG	NE-CZ-NH2	-9.95	115.33	120.30
1	66	97	ARG	NE-CZ-NH2	-9.95	115.33	120.30
1	aP	167	ARG	NE-CZ-NH2	-9.95	115.33	120.30
1	bX	143	ARG	NE-CZ-NH2	9.95	125.27	120.30
1	5Q	97	ARG	NH1-CZ-NH2	-9.95	108.46	119.40
1	gr	132	ARG	NE-CZ-NH1	9.95	125.27	120.30
1	5d	162	ARG	NE-CZ-NH2	-9.95	115.33	120.30
1	7D	18	ARG	NH1-CZ-NH2	-9.95	108.46	119.40
1	9w	145	TYR	CB-CG-CD1	9.95	126.97	121.00
1	bP	100	ARG	NE-CZ-NH2	-9.95	115.33	120.30
1	eU	168	PHE	CB-CG-CD1	-9.95	113.84	120.80
1	aM	32	PHE	CB-CG-CD2	-9.94	113.84	120.80
1	1a	162	ARG	NE-CZ-NH2	-9.95	115.33	120.30
1	cZ	100	ARG	NE-CZ-NH1	9.94	125.27	120.30
1	dx	154	ARG	NE-CZ-NH2	-9.95	115.33	120.30
1	hL	169	TYR	CB-CG-CD2	9.94	126.97	121.00
1	jA	162	ARG	NE-CZ-NH1	9.94	125.27	120.30
1	ir	100	ARG	NE-CZ-NH1	9.94	125.27	120.30
1	9Y	229	ARG	NE-CZ-NH1	9.94	125.27	120.30
1	bR	18	ARG	NE-CZ-NH2	9.94	125.27	120.30
1	cn	173	ARG	NE-CZ-NH2	-9.94	115.33	120.30
1	eV	162	ARG	NE-CZ-NH1	9.94	125.27	120.30
1	fC	82	ARG	NE-CZ-NH2	-9.94	115.33	120.30
1	k8	162	ARG	NE-CZ-NH2	-9.94	115.33	120.30
1	II	197	ASP	CB-CG-OD1	-9.94	109.35	118.30
1	3O	130	TYR	CB-CG-CD2	-9.94	115.04	121.00
1	41	229	ARG	NE-CZ-NH1	9.94	125.27	120.30
1	4Y	130	TYR	CB-CG-CD1	9.94	126.96	121.00
1	bx	103	ASP	CB-CG-OD1	9.94	127.24	118.30
1	d7	97	ARG	NE-CZ-NH2	-9.94	115.33	120.30

Continued on next page...

Continued from previous page...

Mol	Chain	Res	Type	Atoms	Z	Observed(°)	Ideal(°)
1	h0	97	ARG	NE-CZ-NH1	9.94	125.27	120.30
1	lI	132	ARG	NE-CZ-NH2	-9.94	115.33	120.30
1	l1	162	ARG	NE-CZ-NH2	-9.94	115.33	120.30
1	3P	18	ARG	NE-CZ-NH1	9.94	125.27	120.30
1	4L	145	TYR	CB-CG-CD2	-9.94	115.04	121.00
1	8o	168	PHE	CB-CG-CD2	9.94	127.75	120.80
1	a4	97	ARG	NE-CZ-NH1	9.94	125.27	120.30
1	eD	162	ARG	NE-CZ-NH2	-9.94	115.33	120.30
1	2T	82	ARG	NE-CZ-NH1	9.93	125.27	120.30
1	hW	229	ARG	NE-CZ-NH1	9.93	125.27	120.30
1	b8	18	ARG	NE-CZ-NH1	9.93	125.27	120.30
1	cm	154	ARG	NE-CZ-NH2	9.93	125.27	120.30
1	hU	173	ARG	NE-CZ-NH1	9.93	125.26	120.30
1	ih	164	TYR	CB-CG-CD2	-9.93	115.04	121.00
1	k8	229	ARG	NE-CZ-NH2	-9.93	115.33	120.30
1	3U	143	ARG	NE-CZ-NH1	9.93	125.27	120.30
1	4v	130	TYR	CB-CG-CD2	-9.93	115.04	121.00
1	55	100	ARG	NE-CZ-NH2	-9.93	115.33	120.30
1	5j	82	ARG	NE-CZ-NH1	9.93	125.27	120.30
1	6g	82	ARG	NE-CZ-NH2	-9.93	115.33	120.30
1	7l	18	ARG	NE-CZ-NH2	9.93	125.27	120.30
1	cU	167	ARG	NE-CZ-NH1	9.93	125.26	120.30
1	e1	103	ASP	CB-CG-OD2	9.93	127.23	118.30
1	eg	154	ARG	NE-CZ-NH1	9.93	125.26	120.30
1	g7	169	TYR	CB-CG-CD1	-9.93	115.04	121.00
1	3v	40	PHE	CB-CG-CD2	9.93	127.75	120.80
1	3S	154	ARG	NE-CZ-NH1	9.93	125.26	120.30
1	a9	173	ARG	NE-CZ-NH2	-9.93	115.34	120.30
1	dp	82	ARG	NE-CZ-NH2	-9.92	115.34	120.30
1	l1	173	ARG	NE-CZ-NH2	-9.92	115.34	120.30
1	gD	167	ARG	NE-CZ-NH1	9.92	125.26	120.30
1	iE	173	ARG	NE-CZ-NH1	9.92	125.26	120.30
1	k1	143	ARG	NE-CZ-NH2	-9.92	115.34	120.30
1	l2	173	ARG	NE-CZ-NH2	-9.92	115.34	120.30
1	hs	154	ARG	NE-CZ-NH1	9.92	125.26	120.30
1	i5	98	GLU	OE1-CD-OE2	-9.92	111.39	123.30
1	k9	132	ARG	NE-CZ-NH1	9.92	125.26	120.30
1	ly	97	ARG	NE-CZ-NH1	9.92	125.26	120.30
1	7y	173	ARG	NE-CZ-NH1	9.92	125.26	120.30
1	8K	162	ARG	NE-CZ-NH2	-9.92	115.34	120.30
1	f7	80	TRP	CB-CG-CD2	9.92	139.50	126.60
1	iz	128	GLU	OE1-CD-OE2	-9.92	111.40	123.30

Continued on next page...

Continued from previous page...

Mol	Chain	Res	Type	Atoms	Z	Observed(°)	Ideal(°)
1	47	32	PHE	CB-CG-CD2	-9.92	113.86	120.80
1	6K	143	ARG	NH1-CZ-NH2	-9.92	108.49	119.40
1	bZ	167	ARG	NE-CZ-NH2	-9.92	115.34	120.30
1	iG	167	ARG	NE-CZ-NH1	9.91	125.26	120.30
1	lc	32	PHE	CB-CG-CD1	-9.91	113.86	120.80
1	5w	229	ARG	NE-CZ-NH2	-9.91	115.34	120.30
1	62	164	TYR	CG-CD2-CE2	-9.91	113.37	121.30
1	8m	32	PHE	CB-CG-CD2	-9.91	113.86	120.80
1	bD	173	ARG	NH1-CZ-NH2	-9.91	108.49	119.40
1	fa	100	ARG	NE-CZ-NH2	-9.91	115.34	120.30
1	gm	145	TYR	CB-CG-CD2	-9.91	115.05	121.00
1	ik	162	ARG	NE-CZ-NH1	9.91	125.26	120.30
1	3h	167	ARG	NE-CZ-NH2	-9.91	115.34	120.30
1	bT	97	ARG	NE-CZ-NH1	9.91	125.26	120.30
1	fM	18	ARG	NE-CZ-NH2	-9.91	115.34	120.30
1	1	164	TYR	CB-CG-CD1	-9.91	115.05	121.00
1	h5	185	MET	CG-SD-CE	-9.91	84.34	100.20
1	ij	40	PHE	CB-CG-CD1	-9.91	113.86	120.80
1	ee	164	TYR	CB-CG-CD1	-9.91	115.05	121.00
1	ip	55	MET	CG-SD-CE	-9.91	84.35	100.20
1	iS	166	ASP	CB-CG-OD1	9.91	127.22	118.30
1	jB	154	ARG	NE-CZ-NH1	9.91	125.25	120.30
1	jF	164	TYR	CB-CG-CD2	9.91	126.95	121.00
1	eF	162	ARG	NE-CZ-NH2	-9.91	115.34	120.30
1	gx	132	ARG	NE-CZ-NH1	9.91	125.25	120.30
1	lb	169	TYR	CB-CG-CD2	9.91	126.94	121.00
1	fs	130	TYR	CB-CG-CD1	-9.91	115.06	121.00
1	fG	167	ARG	NE-CZ-NH1	9.91	125.25	120.30
1	lL	130	TYR	CB-CG-CD1	9.91	126.94	121.00
1	3z	161	PHE	CG-CD2-CE2	9.91	131.70	120.80
1	41	229	ARG	NE-CZ-NH2	-9.91	115.35	120.30
1	5l	161	PHE	CB-CG-CD2	-9.91	113.86	120.80
1	do	168	PHE	CB-CG-CD2	-9.91	113.87	120.80
1	fP	162	ARG	NE-CZ-NH2	-9.91	115.35	120.30
1	6g	154	ARG	NE-CZ-NH1	9.90	125.25	120.30
1	ks	82	ARG	NE-CZ-NH1	9.90	125.25	120.30
1	l3	18	ARG	NE-CZ-NH1	9.90	125.25	120.30
1	l4	18	ARG	NE-CZ-NH2	9.90	125.25	120.30
1	lp	143	ARG	NE-CZ-NH1	9.90	125.25	120.30
1	2f	167	ARG	NE-CZ-NH2	-9.90	115.35	120.30
1	33	32	PHE	CB-CG-CD2	-9.90	113.87	120.80
1	7Q	18	ARG	NE-CZ-NH2	-9.90	115.35	120.30

Continued on next page...

Continued from previous page...

Mol	Chain	Res	Type	Atoms	Z	Observed(°)	Ideal(°)
1	as	168	PHE	CB-CG-CD1	-9.90	113.87	120.80
1	cw	132	ARG	NE-CZ-NH2	-9.90	115.35	120.30
1	eF	143	ARG	NE-CZ-NH1	9.90	125.25	120.30
1	g0	97	ARG	NE-CZ-NH2	-9.90	115.35	120.30
1	gb	215	MET	CG-SD-CE	-9.90	84.36	100.20
1	1R	132	ARG	NE-CZ-NH2	-9.90	115.35	120.30
1	iY	145	TYR	CG-CD1-CE1	9.90	129.22	121.30
1	gs	145	TYR	CB-CG-CD2	9.90	126.94	121.00
1	4d	130	TYR	CB-CG-CD1	9.90	126.94	121.00
1	fP	167	ARG	NE-CZ-NH2	9.90	125.25	120.30
1	1H	152	ASP	CB-CG-OD2	9.90	127.21	118.30
1	hI	169	TYR	CG-CD1-CE1	-9.90	113.38	121.30
1	jl	143	ARG	NE-CZ-NH2	-9.90	115.35	120.30
1	2J	143	ARG	NE-CZ-NH1	9.90	125.25	120.30
1	3W	143	ARG	NE-CZ-NH1	9.90	125.25	120.30
1	a6	130	TYR	CB-CG-CD2	-9.90	115.06	121.00
1	bF	97	ARG	NE-CZ-NH1	9.90	125.25	120.30
1	ia	97	ARG	NE-CZ-NH1	9.90	125.25	120.30
1	jy	97	ARG	NE-CZ-NH1	9.90	125.25	120.30
1	jZ	81	ASP	CB-CG-OD2	9.90	127.21	118.30
1	bt	97	ARG	NE-CZ-NH1	9.89	125.25	120.30
1	iL	82	ARG	NE-CZ-NH1	9.89	125.25	120.30
1	4I	154	ARG	NE-CZ-NH1	9.89	125.25	120.30
1	cW	18	ARG	NE-CZ-NH2	-9.89	115.35	120.30
1	eM	167	ARG	NE-CZ-NH2	-9.89	115.35	120.30
1	k2	23	TRP	CB-CG-CD2	9.89	139.46	126.60
1	lr	229	ARG	NE-CZ-NH2	-9.89	115.35	120.30
1	6d	169	TYR	CB-CG-CD1	9.89	126.94	121.00
1	cU	82	ARG	NE-CZ-NH2	-9.89	115.35	120.30
1	5M	154	ARG	NE-CZ-NH1	9.89	125.25	120.30
1	9E	18	ARG	NE-CZ-NH2	-9.89	115.36	120.30
1	d7	143	ARG	NE-CZ-NH1	9.89	125.25	120.30
1	jh	97	ARG	NE-CZ-NH1	9.89	125.24	120.30
1	2P	143	ARG	NE-CZ-NH2	-9.89	115.36	120.30
1	6u	97	ARG	NE-CZ-NH2	-9.89	115.36	120.30
1	dH	18	ARG	NE-CZ-NH2	-9.89	115.36	120.30
1	8f	162	ARG	NE-CZ-NH2	-9.89	115.36	120.30
1	9Q	103	ASP	CB-CG-OD1	9.89	127.20	118.30
1	bn	173	ARG	NE-CZ-NH1	9.89	125.24	120.30
1	db	97	ARG	NE-CZ-NH1	9.89	125.24	120.30
1	fI	82	ARG	NE-CZ-NH1	9.89	125.24	120.30
1	1J	162	ARG	NE-CZ-NH1	9.88	125.24	120.30

Continued on next page...

Continued from previous page...

Mol	Chain	Res	Type	Atoms	Z	Observed(°)	Ideal(°)
1	ie	97	ARG	NE-CZ-NH2	-9.88	115.36	120.30
1	kp	40	PHE	CB-CG-CD1	-9.88	113.88	120.80
1	2O	132	ARG	NE-CZ-NH1	9.89	125.24	120.30
1	4w	100	ARG	NE-CZ-NH2	-9.88	115.36	120.30
1	9r	132	ARG	NH1-CZ-NH2	-9.89	108.53	119.40
1	b6	197	ASP	CB-CG-OD1	9.88	127.19	118.30
1	df	82	ARG	NH1-CZ-NH2	-9.88	108.53	119.40
1	dw	97	ARG	NE-CZ-NH1	9.88	125.24	120.30
1	L	229	ARG	NE-CZ-NH2	-9.88	115.36	120.30
1	gR	18	ARG	NE-CZ-NH1	9.88	125.24	120.30
1	lH	130	TYR	CB-CG-CD1	9.88	126.93	121.00
1	f2	168	PHE	CB-CG-CD1	-9.88	113.88	120.80
1	iQ	40	PHE	CB-CG-CD1	-9.88	113.88	120.80
1	jz	145	TYR	CB-CG-CD1	-9.88	115.07	121.00
1	9m	167	ARG	NE-CZ-NH1	9.88	125.24	120.30
1	g4	154	ARG	NE-CZ-NH1	9.88	125.24	120.30
1	ks	169	TYR	CB-CG-CD1	9.88	126.93	121.00
1	2O	23	TRP	CB-CG-CD2	9.88	139.44	126.60
1	3b	167	ARG	NE-CZ-NH1	9.88	125.24	120.30
1	6A	100	ARG	NE-CZ-NH1	9.88	125.24	120.30
1	e	82	ARG	NE-CZ-NH2	-9.88	115.36	120.30
1	6A	143	ARG	NE-CZ-NH2	9.88	125.24	120.30
1	8d	161	PHE	CB-CG-CD2	-9.88	113.88	120.80
1	a6	130	TYR	CB-CG-CD1	9.88	126.93	121.00
1	ei	81	ASP	CB-CG-OD2	-9.88	109.41	118.30
1	j0	18	ARG	NE-CZ-NH2	9.88	125.24	120.30
1	kb	164	TYR	CB-CG-CD1	9.88	126.93	121.00
1	hc	214	MET	CG-SD-CE	-9.88	84.40	100.20
1	ix	97	ARG	NE-CZ-NH1	9.88	125.24	120.30
1	3z	100	ARG	NE-CZ-NH2	-9.88	115.36	120.30
1	5j	97	ARG	NE-CZ-NH1	9.88	125.24	120.30
1	3D	100	ARG	NE-CZ-NH2	9.87	125.24	120.30
1	cl	40	PHE	CB-CG-CD1	-9.87	113.89	120.80
1	dV	81	ASP	CB-CG-OD1	9.88	127.19	118.30
1	ly	103	ASP	CB-CG-OD2	9.88	127.19	118.30
1	S	229	ARG	NE-CZ-NH1	9.87	125.24	120.30
1	iP	167	ARG	NE-CZ-NH2	-9.87	115.36	120.30
1	8t	167	ARG	NE-CZ-NH1	9.87	125.24	120.30
1	9Y	162	ARG	NE-CZ-NH2	-9.87	115.36	120.30
1	ck	173	ARG	NE-CZ-NH2	9.87	125.24	120.30
1	9D	82	ARG	NE-CZ-NH2	-9.87	115.36	120.30
1	c0	167	ARG	NH1-CZ-NH2	-9.87	108.54	119.40

Continued on next page...

Continued from previous page...

Mol	Chain	Res	Type	Atoms	Z	Observed(°)	Ideal(°)
1	e7	100	ARG	NH1-CZ-NH2	-9.87	108.54	119.40
1	gW	162	ARG	NE-CZ-NH1	9.87	125.23	120.30
1	il	18	ARG	NE-CZ-NH1	9.87	125.23	120.30
1	2Y	39	MET	CG-SD-CE	-9.87	84.41	100.20
1	aJ	97	ARG	NE-CZ-NH2	-9.87	115.36	120.30
1	hw	162	ARG	NE-CZ-NH1	9.87	125.23	120.30
1	hy	154	ARG	NE-CZ-NH2	-9.87	115.37	120.30
1	l0	143	ARG	NH1-CZ-NH2	-9.87	108.55	119.40
1	4K	167	ARG	NE-CZ-NH1	9.87	125.23	120.30
1	7X	169	TYR	CB-CG-CD2	9.87	126.92	121.00
1	cY	82	ARG	NE-CZ-NH1	9.87	125.23	120.30
1	eD	100	ARG	NE-CZ-NH2	-9.87	115.37	120.30
1	f0	166	ASP	CB-CG-OD1	9.87	127.18	118.30
1	2l	97	ARG	NE-CZ-NH1	9.87	125.23	120.30
1	9s	82	ARG	NE-CZ-NH1	9.87	125.23	120.30
1	bp	143	ARG	NE-CZ-NH2	-9.87	115.37	120.30
1	18	167	ARG	NE-CZ-NH1	9.87	125.23	120.30
1	cf	162	ARG	NE-CZ-NH2	-9.87	115.37	120.30
1	gj	167	ARG	NE-CZ-NH2	-9.86	115.37	120.30
1	ks	97	ARG	NE-CZ-NH1	9.86	125.23	120.30
1	3f	164	TYR	CB-CG-CD2	-9.86	115.08	121.00
1	5l	132	ARG	NE-CZ-NH2	9.86	125.23	120.30
1	ec	132	ARG	NE-CZ-NH2	-9.86	115.37	120.30
1	ii	173	ARG	NE-CZ-NH2	9.86	125.23	120.30
1	ju	164	TYR	CB-CG-CD1	-9.86	115.08	121.00
1	cB	132	ARG	NE-CZ-NH2	9.86	125.23	120.30
1	dW	161	PHE	CB-CG-CD2	-9.86	113.90	120.80
1	ib	229	ARG	NE-CZ-NH2	-9.86	115.37	120.30
1	k3	130	TYR	CB-CG-CD1	9.86	126.92	121.00
1	22	164	TYR	CB-CG-CD2	-9.86	115.08	121.00
1	hZ	169	TYR	CB-CG-CD2	9.86	126.92	121.00
1	6O	68	MET	CG-SD-CE	-9.86	84.42	100.20
1	7U	82	ARG	NE-CZ-NH2	-9.86	115.37	120.30
1	8m	167	ARG	NE-CZ-NH2	-9.86	115.37	120.30
1	cB	166	ASP	CB-CG-OD1	-9.86	109.43	118.30
1	gk	164	TYR	CB-CG-CD1	-9.86	115.09	121.00
1	i6	100	ARG	NE-CZ-NH1	9.86	125.23	120.30
1	3t	97	ARG	NE-CZ-NH2	-9.86	115.37	120.30
1	3L	162	ARG	NE-CZ-NH1	9.86	125.23	120.30
1	4K	168	PHE	CB-CG-CD1	-9.86	113.90	120.80
1	6v	18	ARG	NE-CZ-NH1	9.86	125.23	120.30
1	6T	100	ARG	NE-CZ-NH1	9.86	125.23	120.30

Continued on next page...

Continued from previous page...

Mol	Chain	Res	Type	Atoms	Z	Observed(°)	Ideal(°)
1	ak	143	ARG	NE-CZ-NH1	9.86	125.23	120.30
1	jI	100	ARG	NE-CZ-NH1	9.85	125.23	120.30
1	jU	32	PHE	CB-CG-CD1	9.85	127.70	120.80
1	kG	161	PHE	CB-CG-CD2	-9.85	113.90	120.80
1	3B	48	THR	CA-CB-CG2	-9.85	98.61	112.40
1	4Y	164	TYR	CB-CG-CD1	9.85	126.91	121.00
1	ah	173	ARG	NE-CZ-NH2	-9.85	115.37	120.30
1	3Z	145	TYR	CB-CG-CD2	9.85	126.91	121.00
1	7G	173	ARG	NE-CZ-NH1	9.85	125.23	120.30
1	cC	143	ARG	NE-CZ-NH1	9.85	125.23	120.30
1	dp	162	ARG	NE-CZ-NH2	-9.85	115.37	120.30
1	j	18	ARG	NE-CZ-NH2	-9.85	115.37	120.30
1	gO	100	ARG	NE-CZ-NH1	-9.85	115.38	120.30
1	kp	100	ARG	NE-CZ-NH1	9.85	125.22	120.30
1	4k	100	ARG	NE-CZ-NH2	-9.85	115.38	120.30
1	4w	229	ARG	NE-CZ-NH1	9.85	125.22	120.30
1	8I	82	ARG	NE-CZ-NH2	-9.85	115.38	120.30
1	cx	51	ASP	CB-CG-OD2	9.85	127.16	118.30
1	du	82	ARG	NE-CZ-NH1	9.85	125.22	120.30
1	iJ	152	ASP	CB-CG-OD2	-9.85	109.44	118.30
1	gI	167	ARG	NE-CZ-NH1	9.85	125.22	120.30
1	hf	82	ARG	NE-CZ-NH2	-9.85	115.38	120.30
1	j4	143	ARG	NE-CZ-NH1	9.85	125.22	120.30
1	88	164	TYR	CB-CG-CD2	-9.85	115.09	121.00
1	jS	18	ARG	NE-CZ-NH1	-9.85	115.38	120.30
1	4t	145	TYR	CB-CG-CD2	9.85	126.91	121.00
1	8z	164	TYR	CB-CG-CD1	-9.85	115.09	121.00
1	8B	169	TYR	CB-CG-CD1	-9.85	115.09	121.00
1	aK	130	TYR	CB-CG-CD2	-9.85	115.09	121.00
1	cc	164	TYR	CB-CG-CD1	-9.85	115.09	121.00
1	do	132	ARG	NE-CZ-NH2	-9.85	115.38	120.30
1	eZ	197	ASP	CB-CG-OD1	9.85	127.16	118.30
1	fC	173	ARG	NE-CZ-NH1	9.85	125.22	120.30
1	U	132	ARG	NE-CZ-NH2	9.85	125.22	120.30
1	iK	164	TYR	CB-CG-CD1	-9.84	115.09	121.00
1	8B	154	ARG	NE-CZ-NH2	-9.84	115.38	120.30
1	9L	100	ARG	NE-CZ-NH2	-9.84	115.38	120.30
1	aE	229	ARG	NE-CZ-NH1	9.84	125.22	120.30
1	dW	168	PHE	CB-CG-CD1	-9.84	113.91	120.80
1	em	97	ARG	NE-CZ-NH1	9.84	125.22	120.30
1	3h	143	ARG	NE-CZ-NH2	-9.84	115.38	120.30
1	3R	167	ARG	NE-CZ-NH2	-9.84	115.38	120.30

Continued on next page...

Continued from previous page...

Mol	Chain	Res	Type	Atoms	Z	Observed(°)	Ideal(°)
1	4g	103	ASP	CB-CG-OD2	9.84	127.16	118.30
1	4i	100	ARG	NE-CZ-NH1	9.84	125.22	120.30
1	6E	143	ARG	NE-CZ-NH2	-9.84	115.38	120.30
1	87	97	ARG	NE-CZ-NH2	9.84	125.22	120.30
1	53	169	TYR	CB-CG-CD2	9.84	126.90	121.00
1	8d	154	ARG	NE-CZ-NH1	9.84	125.22	120.30
1	92	173	ARG	NE-CZ-NH1	9.84	125.22	120.30
1	8K	229	ARG	NE-CZ-NH1	9.84	125.22	120.30
1	a5	154	ARG	NE-CZ-NH2	-9.84	115.38	120.30
1	a8	143	ARG	NE-CZ-NH2	-9.84	115.38	120.30
1	bF	82	ARG	NE-CZ-NH2	9.84	125.22	120.30
1	el	82	ARG	NE-CZ-NH2	9.84	125.22	120.30
1	f5	173	ARG	NE-CZ-NH1	9.84	125.22	120.30
1	fL	173	ARG	NE-CZ-NH2	9.84	125.22	120.30
1	hi	229	ARG	NE-CZ-NH2	-9.84	115.38	120.30
1	kx	144	MET	CG-SD-CE	-9.84	84.46	100.20
1	2V	168	PHE	CB-CG-CD2	-9.84	113.91	120.80
1	2Y	18	ARG	NE-CZ-NH2	-9.84	115.38	120.30
1	7C	132	ARG	NE-CZ-NH2	-9.84	115.38	120.30
1	5I	229	ARG	NE-CZ-NH2	-9.84	115.38	120.30
1	88	168	PHE	CB-CG-CD2	9.84	127.69	120.80
1	95	173	ARG	NE-CZ-NH2	-9.84	115.38	120.30
1	bh	132	ARG	NE-CZ-NH2	9.84	125.22	120.30
1	84	100	ARG	NE-CZ-NH2	-9.84	115.38	120.30
1	eN	82	ARG	NE-CZ-NH1	9.84	125.22	120.30
1	H	154	ARG	NE-CZ-NH1	9.84	125.22	120.30
1	k8	152	ASP	CB-CG-OD2	9.83	127.15	118.30
1	bW	40	PHE	CB-CG-CD2	-9.83	113.92	120.80
1	d6	167	ARG	NE-CZ-NH1	9.83	125.22	120.30
1	d9	167	ARG	NE-CZ-NH2	-9.83	115.38	120.30
1	lM	167	ARG	NE-CZ-NH2	-9.83	115.38	120.30
1	3N	229	ARG	NE-CZ-NH2	-9.83	115.38	120.30
1	5F	161	PHE	CB-CG-CD1	-9.83	113.92	120.80
1	92	132	ARG	NE-CZ-NH2	-9.83	115.39	120.30
1	9r	82	ARG	NE-CZ-NH2	-9.83	115.39	120.30
1	1o	97	ARG	NE-CZ-NH2	-9.83	115.39	120.30
1	6	169	TYR	CB-CG-CD1	-9.83	115.10	121.00
1	2i	169	TYR	CB-CG-CD2	9.83	126.90	121.00
1	3n	143	ARG	NE-CZ-NH2	-9.83	115.39	120.30
1	gs	51	ASP	CB-CG-OD1	-9.83	109.45	118.30
1	3d	154	ARG	NE-CZ-NH1	9.83	125.21	120.30
1	4A	145	TYR	CB-CG-CD2	9.83	126.90	121.00

Continued on next page...

Continued from previous page...

Mol	Chain	Res	Type	Atoms	Z	Observed(°)	Ideal(°)
1	4C	162	ARG	NE-CZ-NH2	-9.83	115.39	120.30
1	5n	132	ARG	NE-CZ-NH1	9.83	125.21	120.30
1	5O	130	TYR	CB-CG-CD1	9.83	126.90	121.00
1	77	173	ARG	NE-CZ-NH2	-9.83	115.39	120.30
1	av	132	ARG	NE-CZ-NH1	9.83	125.21	120.30
1	co	154	ARG	NE-CZ-NH2	-9.83	115.39	120.30
1	g0	162	ARG	NE-CZ-NH1	9.83	125.21	120.30
1	gD	32	PHE	CB-CG-CD2	-9.82	113.92	120.80
1	hd	154	ARG	NE-CZ-NH1	9.82	125.21	120.30
1	i4	132	ARG	NE-CZ-NH2	-9.82	115.39	120.30
1	n	82	ARG	NE-CZ-NH1	9.82	125.21	120.30
1	4C	167	ARG	NE-CZ-NH2	-9.82	115.39	120.30
1	jL	162	ARG	NE-CZ-NH2	-9.82	115.39	120.30
1	5M	154	ARG	NE-CZ-NH2	-9.82	115.39	120.30
1	gc	132	ARG	NE-CZ-NH1	9.82	125.21	120.30
1	ks	229	ARG	NE-CZ-NH1	9.82	125.21	120.30
1	a0	82	ARG	NE-CZ-NH2	-9.82	115.39	120.30
1	b7	143	ARG	NE-CZ-NH1	9.82	125.21	120.30
1	cj	229	ARG	NH1-CZ-NH2	-9.82	108.60	119.40
1	cm	145	TYR	CB-CG-CD1	9.82	126.89	121.00
1	dC	169	TYR	CB-CG-CD2	-9.82	115.11	121.00
1	46	97	ARG	NE-CZ-NH2	9.82	125.21	120.30
1	cC	167	ARG	NE-CZ-NH2	-9.82	115.39	120.30
1	es	18	ARG	NE-CZ-NH1	9.82	125.21	120.30
1	u	97	ARG	NE-CZ-NH2	-9.82	115.39	120.30
1	7f	132	ARG	NE-CZ-NH1	9.82	125.21	120.30
1	a4	100	ARG	NE-CZ-NH1	9.82	125.21	120.30
1	iJ	51	ASP	CB-CG-OD1	9.82	127.14	118.30
1	1W	167	ARG	NE-CZ-NH2	-9.82	115.39	120.30
1	lu	171	THR	CA-CB-CG2	-9.82	98.66	112.40
1	5n	166	ASP	CB-CG-OD2	-9.82	109.46	118.30
1	1w	18	ARG	NE-CZ-NH2	-9.82	115.39	120.30
1	3e	132	ARG	NE-CZ-NH1	9.82	125.21	120.30
1	5k	167	ARG	NE-CZ-NH2	-9.82	115.39	120.30
1	6E	154	ARG	NE-CZ-NH2	-9.82	115.39	120.30
1	6N	132	ARG	NE-CZ-NH1	9.82	125.21	120.30
1	cO	164	TYR	CG-CD2-CE2	-9.82	113.44	121.30
1	e1	167	ARG	NE-CZ-NH1	9.82	125.21	120.30
1	ie	18	ARG	NE-CZ-NH1	9.81	125.21	120.30
1	kx	103	ASP	CB-CG-OD2	-9.81	109.47	118.30
1	ln	132	ARG	NE-CZ-NH1	9.81	125.21	120.30
1	gQ	119	THR	CA-CB-CG2	-9.81	98.66	112.40

Continued on next page...

Continued from previous page...

Mol	Chain	Res	Type	Atoms	Z	Observed(°)	Ideal(°)
1	h0	18	ARG	NE-CZ-NH1	9.81	125.21	120.30
1	4W	10	MET	CG-SD-CE	-9.81	84.50	100.20
1	8c	169	TYR	CB-CG-CD2	-9.81	115.11	121.00
1	9n	82	ARG	NE-CZ-NH2	9.81	125.21	120.30
1	9s	133	TRP	CB-CG-CD1	9.81	139.76	127.00
1	cZ	55	MET	CG-SD-CE	-9.81	84.50	100.20
1	fy	229	ARG	NH1-CZ-NH2	-9.81	108.61	119.40
1	hH	229	ARG	NE-CZ-NH2	9.81	125.20	120.30
1	e4	81	ASP	CB-CG-OD1	9.81	127.13	118.30
1	fH	97	ARG	NE-CZ-NH2	-9.81	115.39	120.30
1	fl	132	ARG	NE-CZ-NH2	-9.81	115.39	120.30
1	8p	82	ARG	NE-CZ-NH1	9.81	125.20	120.30
1	ho	197	ASP	CB-CG-OD2	9.81	127.13	118.30
1	46	163	ASP	CB-CG-OD2	-9.81	109.47	118.30
1	bM	173	ARG	NE-CZ-NH2	-9.81	115.40	120.30
1	A	18	ARG	NE-CZ-NH2	-9.81	115.40	120.30
1	jm	229	ARG	NE-CZ-NH1	9.80	125.20	120.30
1	hm	169	TYR	CB-CG-CD2	9.80	126.88	121.00
1	jR	82	ARG	NE-CZ-NH1	9.80	125.20	120.30
1	kA	229	ARG	NE-CZ-NH2	9.80	125.20	120.30
1	kN	130	TYR	CB-CG-CD2	-9.80	115.12	121.00
1	7m	132	ARG	NE-CZ-NH1	9.80	125.20	120.30
1	23	103	ASP	CB-CG-OD1	9.80	127.12	118.30
1	3M	143	ARG	NE-CZ-NH2	-9.80	115.40	120.30
1	7w	154	ARG	NE-CZ-NH2	-9.80	115.40	120.30
1	9r	169	TYR	CB-CG-CD2	9.80	126.88	121.00
1	dv	229	ARG	NE-CZ-NH2	-9.80	115.40	120.30
1	jO	168	PHE	CB-CG-CD1	-9.80	113.94	120.80
1	7t	132	ARG	NE-CZ-NH2	9.80	125.20	120.30
1	1u	82	ARG	NE-CZ-NH1	9.80	125.20	120.30
1	fq	40	PHE	CB-CG-CD1	-9.80	113.94	120.80
1	gY	82	ARG	NE-CZ-NH1	9.80	125.20	120.30
1	hC	169	TYR	CB-CG-CD1	-9.80	115.12	121.00
1	jj	130	TYR	CB-CG-CD2	-9.80	115.12	121.00
1	7D	167	ARG	NE-CZ-NH2	-9.80	115.40	120.30
1	c6	162	ARG	NE-CZ-NH2	9.80	125.20	120.30
1	1e	82	ARG	NE-CZ-NH2	9.80	125.20	120.30
1	1u	82	ARG	NE-CZ-NH2	-9.80	115.40	120.30
1	gl	167	ARG	NE-CZ-NH1	9.79	125.20	120.30
1	hK	130	TYR	CB-CG-CD2	-9.80	115.12	121.00
1	1V	164	TYR	CB-CG-CD1	-9.80	115.12	121.00
1	2n	229	ARG	NE-CZ-NH1	9.80	125.20	120.30

Continued on next page...

Continued from previous page...

Mol	Chain	Res	Type	Atoms	Z	Observed(°)	Ideal(°)
1	2Z	229	ARG	NE-CZ-NH2	-9.80	115.40	120.30
1	gg	130	TYR	CB-CG-CD1	9.79	126.88	121.00
1	h9	162	ARG	NE-CZ-NH1	9.79	125.20	120.30
1	2P	173	ARG	NH1-CZ-NH2	-9.79	108.63	119.40
1	8G	97	ARG	NE-CZ-NH1	9.79	125.19	120.30
1	9e	154	ARG	NE-CZ-NH2	-9.79	115.40	120.30
1	jA	82	ARG	NE-CZ-NH1	9.79	125.19	120.30
1	bO	167	ARG	NE-CZ-NH2	-9.79	115.41	120.30
1	cc	145	TYR	CB-CG-CD2	-9.79	115.13	121.00
1	eL	97	ARG	NE-CZ-NH2	-9.79	115.41	120.30
1	g3	82	ARG	NH1-CZ-NH2	-9.79	108.63	119.40
1	lv	229	ARG	NE-CZ-NH2	-9.79	115.41	120.30
1	lD	100	ARG	NE-CZ-NH1	9.79	125.19	120.30
1	7R	145	TYR	CG-CD1-CE1	-9.79	113.47	121.30
1	aN	82	ARG	NE-CZ-NH1	9.79	125.19	120.30
1	fs	169	TYR	CB-CG-CD1	9.79	126.87	121.00
1	g6	169	TYR	CB-CG-CD1	-9.79	115.13	121.00
1	m	97	ARG	NE-CZ-NH2	-9.79	115.41	120.30
1	jk	152	ASP	CB-CG-OD1	-9.78	109.49	118.30
1	aR	82	ARG	NE-CZ-NH1	9.79	125.19	120.30
1	fz	166	ASP	CB-CG-OD2	-9.79	109.49	118.30
1	cg	18	ARG	NE-CZ-NH2	-9.78	115.41	120.30
1	fV	162	ARG	NE-CZ-NH2	-9.79	115.41	120.30
1	is	167	ARG	NE-CZ-NH2	-9.78	115.41	120.30
1	j4	18	ARG	NE-CZ-NH2	-9.78	115.41	120.30
1	7E	40	PHE	CB-CG-CD2	-9.78	113.95	120.80
1	8w	163	ASP	CB-CG-OD1	9.78	127.10	118.30
1	9C	197	ASP	CB-CG-OD1	9.78	127.10	118.30
1	dw	154	ARG	NE-CZ-NH1	9.78	125.19	120.30
1	id	132	ARG	NE-CZ-NH1	9.78	125.19	120.30
1	ie	166	ASP	CB-CG-OD2	-9.78	109.50	118.30
1	kF	32	PHE	CB-CG-CD2	-9.78	113.95	120.80
1	kK	18	ARG	NE-CZ-NH1	9.78	125.19	120.30
1	4F	162	ARG	NE-CZ-NH1	9.78	125.19	120.30
1	6p	154	ARG	NE-CZ-NH2	-9.78	115.41	120.30
1	9M	132	ARG	NE-CZ-NH2	-9.78	115.41	120.30
1	b5	40	PHE	CB-CG-CD1	-9.78	113.95	120.80
1	cB	152	ASP	CB-CG-OD2	-9.78	109.50	118.30
1	3h	173	ARG	NE-CZ-NH1	9.78	125.19	120.30
1	5c	154	ARG	NE-CZ-NH2	-9.78	115.41	120.30
1	6B	162	ARG	NE-CZ-NH2	-9.78	115.41	120.30
1	9s	82	ARG	NE-CZ-NH2	-9.78	115.41	120.30

Continued on next page...

Continued from previous page...

Mol	Chain	Res	Type	Atoms	Z	Observed(°)	Ideal(°)
1	s	169	TYR	CB-CG-CD1	9.78	126.87	121.00
1	aO	100	ARG	NE-CZ-NH2	-9.78	115.41	120.30
1	fM	162	ARG	NE-CZ-NH2	-9.78	115.41	120.30
1	jY	130	TYR	CB-CG-CD2	9.77	126.86	121.00
1	gB	132	ARG	NH1-CZ-NH2	-9.77	108.65	119.40
1	2A	154	ARG	NE-CZ-NH1	9.77	125.19	120.30
1	3s	51	ASP	CB-CG-OD1	9.77	127.09	118.30
1	bQ	143	ARG	NE-CZ-NH2	-9.77	115.41	120.30
1	5f	143	ARG	NE-CZ-NH1	9.77	125.19	120.30
1	lo	97	ARG	NE-CZ-NH1	9.77	125.19	120.30
1	9	229	ARG	NE-CZ-NH1	9.77	125.19	120.30
1	hz	10	MET	CG-SD-CE	-9.77	84.57	100.20
1	kI	161	PHE	CB-CG-CD2	-9.77	113.96	120.80
1	3f	166	ASP	CB-CG-OD2	9.77	127.09	118.30
1	4l	173	ARG	NE-CZ-NH1	9.77	125.18	120.30
1	57	130	TYR	CB-CG-CD1	9.77	126.86	121.00
1	c8	229	ARG	NE-CZ-NH1	9.77	125.19	120.30
1	fQ	143	ARG	NE-CZ-NH2	9.77	125.19	120.30
1	lQ	18	ARG	NE-CZ-NH1	9.77	125.18	120.30
1	C	173	ARG	NE-CZ-NH2	-9.77	115.42	120.30
1	jw	164	TYR	CB-CG-CD2	-9.77	115.14	121.00
1	jD	133	TRP	CA-CB-CG	9.77	132.25	113.70
1	ll	167	ARG	NE-CZ-NH1	9.77	125.18	120.30
1	3K	18	ARG	NE-CZ-NH2	-9.77	115.42	120.30
1	5q	229	ARG	NE-CZ-NH1	9.77	125.18	120.30
1	aN	40	PHE	CB-CG-CD1	9.77	127.64	120.80
1	ja	154	ARG	NE-CZ-NH1	9.76	125.18	120.30
1	jJ	81	ASP	CB-CG-OD1	-9.76	109.51	118.30
1	l5	132	ARG	NH1-CZ-NH2	-9.76	108.66	119.40
1	lK	100	ARG	NE-CZ-NH1	9.76	125.18	120.30
1	3u	162	ARG	NE-CZ-NH1	9.76	125.18	120.30
1	5z	161	PHE	CB-CG-CD2	-9.76	113.97	120.80
1	7X	97	ARG	NE-CZ-NH2	-9.76	115.42	120.30
1	8a	81	ASP	CB-CG-OD1	9.76	127.09	118.30
1	8G	100	ARG	NE-CZ-NH2	9.76	125.18	120.30
1	lk	229	ARG	NE-CZ-NH1	9.76	125.18	120.30
1	fr	229	ARG	NE-CZ-NH2	9.76	125.18	120.30
1	dJ	173	ARG	NE-CZ-NH1	9.76	125.18	120.30
1	jS	229	ARG	NE-CZ-NH2	-9.76	115.42	120.30
1	2W	168	PHE	CB-CG-CD1	9.76	127.63	120.80
1	7P	130	TYR	CB-CG-CD1	9.76	126.86	121.00
1	9B	152	ASP	CB-CG-OD1	9.76	127.08	118.30

Continued on next page...

Continued from previous page...

Mol	Chain	Res	Type	Atoms	Z	Observed(°)	Ideal(°)
1	dZ	167	ARG	NE-CZ-NH1	9.76	125.18	120.30
1	l5	18	ARG	NE-CZ-NH2	-9.76	115.42	120.30
1	68	130	TYR	CB-CG-CD2	-9.76	115.14	121.00
1	V	169	TYR	CB-CG-CD1	9.76	126.85	121.00
1	iG	82	ARG	NE-CZ-NH2	-9.76	115.42	120.30
1	lv	167	ARG	NE-CZ-NH2	-9.76	115.42	120.30
1	2R	97	ARG	NE-CZ-NH2	-9.76	115.42	120.30
1	aq	18	ARG	NE-CZ-NH2	-9.76	115.42	120.30
1	c3	143	ARG	NE-CZ-NH1	9.76	125.18	120.30
1	jj	154	ARG	NE-CZ-NH1	-9.75	115.42	120.30
1	lM	97	ARG	NE-CZ-NH1	9.75	125.18	120.30
1	6d	18	ARG	NE-CZ-NH1	9.75	125.18	120.30
1	8S	162	ARG	NE-CZ-NH1	9.75	125.18	120.30
1	1c	154	ARG	NE-CZ-NH2	9.75	125.18	120.30
1	kX	162	ARG	NE-CZ-NH1	9.75	125.18	120.30
1	28	173	ARG	NE-CZ-NH2	-9.75	115.42	120.30
1	1M	132	ARG	NE-CZ-NH1	9.75	125.17	120.30
1	3B	167	ARG	NE-CZ-NH1	9.75	125.17	120.30
1	4E	229	ARG	NE-CZ-NH2	-9.75	115.42	120.30
1	e5	97	ARG	NE-CZ-NH1	9.75	125.18	120.30
1	0	82	ARG	NE-CZ-NH1	9.75	125.18	120.30
1	bf	82	ARG	NE-CZ-NH1	9.75	125.17	120.30
1	fJ	132	ARG	NE-CZ-NH2	-9.75	115.42	120.30
1	7s	229	ARG	NE-CZ-NH2	9.75	125.17	120.30
1	hc	164	TYR	CB-CG-CD2	9.75	126.85	121.00
1	3i	168	PHE	CB-CG-CD2	-9.75	113.98	120.80
1	8l	167	ARG	NE-CZ-NH1	9.75	125.17	120.30
1	eC	167	ARG	NE-CZ-NH2	-9.75	115.43	120.30
1	3M	173	ARG	NE-CZ-NH1	9.74	125.17	120.30
1	6C	130	TYR	CB-CG-CD2	-9.74	115.15	121.00
1	jj	173	ARG	NE-CZ-NH2	-9.74	115.43	120.30
1	35	197	ASP	CB-CG-OD2	-9.74	109.53	118.30
1	5g	154	ARG	NE-CZ-NH2	9.74	125.17	120.30
1	7B	82	ARG	NE-CZ-NH2	-9.74	115.43	120.30
1	7K	162	ARG	NE-CZ-NH2	9.74	125.17	120.30
1	bC	166	ASP	CB-CG-OD1	-9.74	109.53	118.30
1	5n	18	ARG	NE-CZ-NH2	-9.74	115.43	120.30
1	6V	82	ARG	NE-CZ-NH2	-9.74	115.43	120.30
1	9F	167	ARG	NE-CZ-NH2	-9.74	115.43	120.30
1	b4	173	ARG	NE-CZ-NH1	9.74	125.17	120.30
1	eN	97	ARG	NE-CZ-NH1	9.74	125.17	120.30
1	iE	132	ARG	NE-CZ-NH2	-9.74	115.43	120.30

Continued on next page...

Continued from previous page...

Mol	Chain	Res	Type	Atoms	Z	Observed(°)	Ideal(°)
1	jP	145	TYR	CB-CG-CD1	9.74	126.84	121.00
1	6v	169	TYR	CB-CG-CD1	-9.74	115.16	121.00
1	6F	229	ARG	NE-CZ-NH2	-9.74	115.43	120.30
1	c6	185	MET	CG-SD-CE	-9.74	84.62	100.20
1	cU	173	ARG	NE-CZ-NH2	9.74	125.17	120.30
1	dp	168	PHE	CB-CG-CD1	9.74	127.62	120.80
1	eY	154	ARG	NE-CZ-NH1	9.74	125.17	120.30
1	3	197	ASP	CB-CG-OD2	9.74	127.06	118.30
1	gv	145	TYR	CB-CG-CD2	9.74	126.84	121.00
1	7h	97	ARG	NE-CZ-NH1	9.74	125.17	120.30
1	ge	51	ASP	CB-CG-OD2	9.74	127.06	118.30
1	gl	185	MET	CG-SD-CE	-9.74	84.62	100.20
1	2S	154	ARG	NE-CZ-NH2	-9.74	115.43	120.30
1	6q	81	ASP	CB-CG-OD1	9.74	127.06	118.30
1	8S	103	ASP	CB-CG-OD2	9.74	127.06	118.30
1	6J	143	ARG	NE-CZ-NH1	9.74	125.17	120.30
1	bT	82	ARG	CD-NE-CZ	9.74	137.23	123.60
1	1n	145	TYR	CB-CG-CD1	-9.74	115.16	121.00
1	4	167	ARG	NE-CZ-NH1	9.74	125.17	120.30
1	7Q	100	ARG	NE-CZ-NH2	-9.73	115.43	120.30
1	bM	97	ARG	NE-CZ-NH2	-9.73	115.43	120.30
1	gX	143	ARG	NE-CZ-NH2	-9.73	115.43	120.30
1	cF	164	TYR	CB-CG-CD1	-9.73	115.16	121.00
1	dS	161	PHE	CB-CG-CD1	-9.73	113.99	120.80
1	id	168	PHE	CB-CG-CD2	-9.73	113.99	120.80
1	5U	100	ARG	NE-CZ-NH2	-9.73	115.43	120.30
1	ki	162	ARG	NE-CZ-NH2	-9.73	115.44	120.30
1	6a	82	ARG	NH1-CZ-NH2	-9.73	108.70	119.40
1	7j	169	TYR	CB-CG-CD1	-9.73	115.16	121.00
1	85	97	ARG	NE-CZ-NH2	-9.73	115.43	120.30
1	aX	132	ARG	NE-CZ-NH2	-9.73	115.44	120.30
1	bE	132	ARG	NE-CZ-NH1	9.73	125.17	120.30
1	5i	229	ARG	NE-CZ-NH2	-9.73	115.44	120.30
1	76	229	ARG	NE-CZ-NH2	-9.73	115.44	120.30
1	lL	132	ARG	NE-CZ-NH1	9.73	125.16	120.30
1	8m	197	ASP	CB-CG-OD1	-9.73	109.55	118.30
1	8G	162	ARG	NE-CZ-NH1	9.73	125.16	120.30
1	8P	164	TYR	CB-CG-CD2	9.73	126.84	121.00
1	9M	100	ARG	NE-CZ-NH2	-9.73	115.44	120.30
1	dJ	145	TYR	CB-CG-CD2	-9.73	115.16	121.00
1	dQ	143	ARG	NE-CZ-NH1	9.73	125.16	120.30
1	2V	97	ARG	NE-CZ-NH1	9.73	125.16	120.30

Continued on next page...

Continued from previous page...

Mol	Chain	Res	Type	Atoms	Z	Observed(°)	Ideal(°)
1	9h	110	THR	CA-CB-CG2	-9.73	98.78	112.40
1	es	100	ARG	NE-CZ-NH1	9.73	125.16	120.30
1	jx	18	ARG	NE-CZ-NH2	-9.72	115.44	120.30
1	2N	167	ARG	NE-CZ-NH2	-9.72	115.44	120.30
1	6f	130	TYR	CB-CG-CD2	-9.72	115.17	121.00
1	g7	97	ARG	NE-CZ-NH2	-9.72	115.44	120.30
1	H	229	ARG	NE-CZ-NH1	9.72	125.16	120.30
1	39	173	ARG	NE-CZ-NH1	9.72	125.16	120.30
1	eK	82	ARG	NE-CZ-NH1	9.72	125.16	120.30
1	f4	229	ARG	NE-CZ-NH2	-9.72	115.44	120.30
1	jz	164	TYR	CB-CG-CD2	9.72	126.83	121.00
1	lF	132	ARG	NE-CZ-NH2	-9.72	115.44	120.30
1	7u	173	ARG	NE-CZ-NH1	9.72	125.16	120.30
1	7U	132	ARG	NE-CZ-NH1	9.72	125.16	120.30
1	bq	164	TYR	CB-CG-CD2	9.72	126.83	121.00
1	fE	142	VAL	CA-CB-CG2	-9.72	96.32	110.90
1	gs	18	ARG	NE-CZ-NH1	-9.72	115.44	120.30
1	gK	173	ARG	NE-CZ-NH1	9.72	125.16	120.30
1	cZ	97	ARG	NE-CZ-NH1	9.72	125.16	120.30
1	kr	81	ASP	CB-CG-OD2	9.72	127.05	118.30
1	lg	130	TYR	CB-CG-CD1	9.72	126.83	121.00
1	4O	100	ARG	NE-CZ-NH1	9.72	125.16	120.30
1	5N	154	ARG	NE-CZ-NH1	9.72	125.16	120.30
1	74	82	ARG	NE-CZ-NH1	9.72	125.16	120.30
1	7e	132	ARG	NE-CZ-NH1	9.72	125.16	120.30
1	8T	143	ARG	NE-CZ-NH2	-9.72	115.44	120.30
1	li	100	ARG	NE-CZ-NH2	-9.72	115.44	120.30
1	da	167	ARG	NE-CZ-NH1	9.72	125.16	120.30
1	51	167	ARG	NE-CZ-NH1	9.72	125.16	120.30
1	8K	167	ARG	NE-CZ-NH2	-9.72	115.44	120.30
1	2G	164	TYR	CB-CG-CD1	-9.71	115.17	121.00
1	45	97	ARG	NE-CZ-NH2	-9.71	115.44	120.30
1	kk	167	ARG	NE-CZ-NH2	-9.71	115.44	120.30
1	3C	215	MET	CG-SD-CE	-9.71	84.66	100.20
1	6O	154	ARG	NE-CZ-NH1	9.71	125.16	120.30
1	hw	100	ARG	NE-CZ-NH1	9.71	125.16	120.30
1	4Q	118	MET	CG-SD-CE	9.71	115.74	100.20
1	4T	132	ARG	NE-CZ-NH1	9.71	125.16	120.30
1	8g	154	ARG	NE-CZ-NH1	9.71	125.16	120.30
1	f1	154	ARG	NE-CZ-NH1	9.71	125.16	120.30
1	fx	173	ARG	NE-CZ-NH2	-9.71	115.44	120.30
1	7	32	PHE	CB-CG-CD2	9.71	127.60	120.80

Continued on next page...

Continued from previous page...

Mol	Chain	Res	Type	Atoms	Z	Observed(°)	Ideal(°)
1	iR	97	ARG	NE-CZ-NH2	9.71	125.15	120.30
1	lc	169	TYR	CB-CG-CD1	-9.71	115.17	121.00
1	ci	164	TYR	CB-CG-CD1	9.71	126.83	121.00
1	lN	143	ARG	NE-CZ-NH1	-9.71	115.45	120.30
1	5I	143	ARG	NH1-CZ-NH2	9.71	130.08	119.40
1	db	32	PHE	CB-CG-CD2	-9.71	114.00	120.80
1	z	97	ARG	NH1-CZ-NH2	-9.71	108.72	119.40
1	5Y	167	ARG	NE-CZ-NH1	9.71	125.15	120.30
1	7M	132	ARG	NE-CZ-NH2	9.71	125.15	120.30
1	8N	164	TYR	CG-CD2-CE2	-9.71	113.53	121.30
1	1r	164	TYR	CB-CG-CD1	9.71	126.82	121.00
1	3E	18	ARG	NE-CZ-NH2	-9.71	115.45	120.30
1	7Q	162	ARG	NE-CZ-NH1	9.71	125.15	120.30
1	8J	167	ARG	NE-CZ-NH2	-9.71	115.45	120.30
1	9k	163	ASP	CB-CG-OD1	9.70	127.03	118.30
1	av	154	ARG	NE-CZ-NH2	-9.70	115.45	120.30
1	aP	162	ARG	NE-CZ-NH2	-9.70	115.45	120.30
1	iL	100	ARG	NE-CZ-NH1	9.70	125.15	120.30
1	lJ	229	ARG	NE-CZ-NH2	-9.70	115.45	120.30
1	bA	154	ARG	NE-CZ-NH1	9.70	125.15	120.30
1	5k	18	ARG	NE-CZ-NH1	9.70	125.15	120.30
1	hn	229	ARG	NE-CZ-NH1	9.70	125.15	120.30
1	iy	154	ARG	NE-CZ-NH1	9.70	125.15	120.30
1	9B	82	ARG	NE-CZ-NH1	9.70	125.15	120.30
1	9R	40	PHE	CB-CG-CD1	-9.70	114.01	120.80
1	lk	152	ASP	CB-CG-OD1	9.70	127.03	118.30
1	7A	169	TYR	CB-CG-CD1	-9.70	115.18	121.00
1	am	154	ARG	NE-CZ-NH1	9.70	125.15	120.30
1	b9	154	ARG	NE-CZ-NH1	9.70	125.15	120.30
1	bp	130	TYR	CB-CG-CD1	-9.70	115.18	121.00
1	1c	162	ARG	NE-CZ-NH2	-9.70	115.45	120.30
1	ee	162	ARG	NE-CZ-NH1	9.70	125.15	120.30
1	gS	18	ARG	NE-CZ-NH1	9.70	125.15	120.30
1	ha	162	ARG	NE-CZ-NH1	9.70	125.15	120.30
1	1X	145	TYR	CB-CG-CD1	-9.70	115.18	121.00
1	iS	154	ARG	NE-CZ-NH1	9.70	125.15	120.30
1	jV	97	ARG	NE-CZ-NH1	9.70	125.15	120.30
1	lu	167	ARG	NE-CZ-NH2	-9.70	115.45	120.30
1	8t	18	ARG	NE-CZ-NH1	9.70	125.15	120.30
1	kF	18	ARG	NE-CZ-NH1	9.69	125.15	120.30
1	5y	82	ARG	NE-CZ-NH1	9.70	125.15	120.30
1	5z	132	ARG	NE-CZ-NH1	-9.69	115.45	120.30

Continued on next page...

Continued from previous page...

Mol	Chain	Res	Type	Atoms	Z	Observed(°)	Ideal(°)
1	6C	130	TYR	CB-CG-CD1	9.70	126.82	121.00
1	k	164	TYR	CB-CG-CD1	-9.70	115.18	121.00
1	8o	173	ARG	NE-CZ-NH1	9.69	125.15	120.30
1	97	162	ARG	NE-CZ-NH2	-9.69	115.45	120.30
1	kw	197	ASP	CB-CG-OD2	9.69	127.02	118.30
1	2m	229	ARG	NE-CZ-NH2	-9.69	115.45	120.30
1	2p	162	ARG	NE-CZ-NH2	-9.69	115.45	120.30
1	3p	173	ARG	NE-CZ-NH1	9.69	125.15	120.30
1	4U	143	ARG	NE-CZ-NH1	9.69	125.15	120.30
1	4W	173	ARG	NE-CZ-NH1	9.69	125.14	120.30
1	a5	162	ARG	NE-CZ-NH1	-9.69	115.45	120.30
1	18	229	ARG	NE-CZ-NH2	-9.69	115.45	120.30
1	em	167	ARG	NE-CZ-NH2	-9.69	115.45	120.30
1	dz	40	PHE	CB-CG-CD2	-9.69	114.02	120.80
1	ht	97	ARG	NE-CZ-NH2	-9.69	115.46	120.30
1	ib	154	ARG	NE-CZ-NH1	9.69	125.14	120.30
1	2g	145	TYR	CB-CG-CD1	-9.69	115.19	121.00
1	4m	173	ARG	NE-CZ-NH2	-9.69	115.45	120.30
1	8c	169	TYR	CB-CG-CD1	9.69	126.81	121.00
1	9n	169	TYR	CB-CG-CD1	-9.69	115.19	121.00
1	9U	167	ARG	NE-CZ-NH1	9.69	125.14	120.30
1	au	162	ARG	NE-CZ-NH2	-9.69	115.46	120.30
1	bs	130	TYR	CZ-CE2-CD2	-9.69	111.08	119.80
1	aH	166	ASP	CB-CG-OD1	9.69	127.02	118.30
1	b3	51	ASP	CB-CG-OD1	9.69	127.02	118.30
1	5v	145	TYR	CB-CG-CD1	-9.69	115.19	121.00
1	6g	161	PHE	CB-CG-CD1	-9.69	114.02	120.80
1	az	100	ARG	NE-CZ-NH1	9.69	125.14	120.30
1	cK	173	ARG	NE-CZ-NH2	-9.69	115.46	120.30
1	1v	82	ARG	NE-CZ-NH2	-9.69	115.46	120.30
1	7s	18	ARG	NH1-CZ-NH2	-9.68	108.75	119.40
1	hn	145	TYR	CB-CG-CD1	-9.68	115.19	121.00
1	l4	130	TYR	CB-CG-CD1	9.68	126.81	121.00
1	4B	100	ARG	NE-CZ-NH1	9.68	125.14	120.30
1	8G	154	ARG	NE-CZ-NH1	9.68	125.14	120.30
1	ae	143	ARG	NE-CZ-NH1	9.68	125.14	120.30
1	fp	197	ASP	CB-CG-OD1	9.68	127.02	118.30
1	2t	154	ARG	NE-CZ-NH2	-9.68	115.46	120.30
1	5u	152	ASP	CB-CG-OD1	9.68	127.01	118.30
1	83	163	ASP	CB-CG-OD1	-9.68	109.59	118.30
1	bJ	32	PHE	CB-CG-CD1	9.68	127.58	120.80
1	bS	167	ARG	NE-CZ-NH1	9.68	125.14	120.30

Continued on next page...

Continued from previous page...

Mol	Chain	Res	Type	Atoms	Z	Observed(°)	Ideal(°)
1	c6	164	TYR	CB-CG-CD1	9.68	126.81	121.00
1	eB	51	ASP	CB-CG-OD1	9.68	127.01	118.30
1	3F	132	ARG	NE-CZ-NH2	-9.68	115.46	120.30
1	8W	97	ARG	NE-CZ-NH1	9.68	125.14	120.30
1	as	162	ARG	NE-CZ-NH2	-9.68	115.46	120.30
1	aD	18	ARG	NE-CZ-NH1	9.68	125.14	120.30
1	fJ	18	ARG	NE-CZ-NH2	-9.68	115.46	120.30
1	hn	18	ARG	NE-CZ-NH2	-9.68	115.46	120.30
1	6R	168	PHE	CB-CG-CD2	9.68	127.57	120.80
1	8N	97	ARG	NE-CZ-NH1	9.68	125.14	120.30
1	eh	32	PHE	CB-CG-CD1	-9.68	114.03	120.80
1	gh	162	ARG	NE-CZ-NH1	9.68	125.14	120.30
1	2s	229	ARG	NE-CZ-NH2	-9.68	115.46	120.30
1	3Q	164	TYR	CB-CG-CD2	9.68	126.81	121.00
1	aa	173	ARG	NH1-CZ-NH2	-9.68	108.76	119.40
1	ad	154	ARG	NE-CZ-NH1	9.68	125.14	120.30
1	19	154	ARG	NE-CZ-NH2	-9.68	115.46	120.30
1	fj	97	ARG	NE-CZ-NH1	9.68	125.14	120.30
1	im	173	ARG	NE-CZ-NH2	-9.67	115.46	120.30
1	lh	51	ASP	CB-CG-OD1	9.67	127.01	118.30
1	li	130	TYR	CB-CG-CD1	-9.67	115.20	121.00
1	2h	209	ALA	N-CA-CB	9.67	123.64	110.10
1	5c	130	TYR	CB-CG-CD2	-9.67	115.20	121.00
1	aC	163	ASP	CB-CG-OD2	9.67	127.01	118.30
1	br	173	ARG	NE-CZ-NH1	9.67	125.14	120.30
1	bi	18	ARG	NE-CZ-NH1	9.67	125.14	120.30
1	bI	18	ARG	NE-CZ-NH2	-9.67	115.46	120.30
1	bO	154	ARG	NH1-CZ-NH2	-9.67	108.76	119.40
1	cy	185	MET	CG-SD-CE	-9.67	84.72	100.20
1	cI	100	ARG	NE-CZ-NH2	-9.67	115.46	120.30
1	dR	162	ARG	NE-CZ-NH1	9.67	125.14	120.30
1	fw	143	ARG	NE-CZ-NH2	9.67	125.14	120.30
1	3c	132	ARG	NE-CZ-NH2	-9.67	115.46	120.30
1	dz	145	TYR	CB-CG-CD1	-9.67	115.20	121.00
1	4F	100	ARG	NE-CZ-NH1	9.67	125.14	120.30
1	7b	168	PHE	CB-CG-CD1	-9.67	114.03	120.80
1	aW	132	ARG	NE-CZ-NH1	9.67	125.14	120.30
1	g7	229	ARG	NE-CZ-NH2	9.67	125.14	120.30
1	ff	132	ARG	NE-CZ-NH1	9.67	125.13	120.30
1	ja	130	TYR	CB-CG-CD1	9.67	126.80	121.00
1	jS	161	PHE	CB-CG-CD1	-9.67	114.03	120.80
1	29	167	ARG	NE-CZ-NH1	9.67	125.13	120.30

Continued on next page...

Continued from previous page...

Mol	Chain	Res	Type	Atoms	Z	Observed(°)	Ideal(°)
1	2S	164	TYR	CB-CG-CD2	-9.67	115.20	121.00
1	52	51	ASP	CB-CG-OD1	9.67	127.00	118.30
1	7R	130	TYR	CB-CG-CD2	-9.67	115.20	121.00
1	7S	18	ARG	NE-CZ-NH1	9.67	125.13	120.30
1	lj	163	ASP	CB-CG-OD2	9.67	127.00	118.30
1	fU	132	ARG	NE-CZ-NH2	-9.67	115.47	120.30
1	1E	143	ARG	NE-CZ-NH2	-9.66	115.47	120.30
1	hy	229	ARG	NE-CZ-NH1	9.66	125.13	120.30
1	1S	229	ARG	NE-CZ-NH2	9.66	125.13	120.30
1	k5	229	ARG	NE-CZ-NH1	9.66	125.13	120.30
1	4c	162	ARG	NE-CZ-NH1	9.66	125.13	120.30
1	5C	154	ARG	NE-CZ-NH2	-9.66	115.47	120.30
1	7D	168	PHE	CB-CG-CD1	9.66	127.56	120.80
1	8N	39	MET	CG-SD-CE	-9.66	84.73	100.20
1	a2	32	PHE	CB-CG-CD1	-9.66	114.03	120.80
1	f	132	ARG	NE-CZ-NH2	-9.66	115.47	120.30
1	v	100	ARG	NE-CZ-NH1	9.66	125.13	120.30
1	cU	169	TYR	CB-CG-CD1	9.66	126.80	121.00
1	fs	97	ARG	NE-CZ-NH1	9.66	125.13	120.30
1	g4	143	ARG	NE-CZ-NH1	9.66	125.13	120.30
1	gL	154	ARG	NH1-CZ-NH2	-9.66	108.77	119.40
1	50	164	TYR	CB-CG-CD2	-9.66	115.20	121.00
1	6G	154	ARG	NE-CZ-NH1	9.66	125.13	120.30
1	22	130	TYR	CB-CG-CD2	-9.66	115.20	121.00
1	3	18	ARG	NE-CZ-NH2	-9.66	115.47	120.30
1	kI	97	ARG	NE-CZ-NH1	9.66	125.13	120.30
1	5r	97	ARG	NE-CZ-NH2	-9.66	115.47	120.30
1	dX	173	ARG	NE-CZ-NH2	-9.66	115.47	120.30
1	kc	132	ARG	NE-CZ-NH1	9.66	125.13	120.30
1	8E	100	ARG	NH1-CZ-NH2	-9.66	108.78	119.40
1	dF	82	ARG	NE-CZ-NH1	9.66	125.13	120.30
1	gO	149	SER	N-CA-CB	9.65	124.98	110.50
1	gQ	97	ARG	NE-CZ-NH1	9.65	125.13	120.30
1	4a	143	ARG	NE-CZ-NH2	-9.65	115.47	120.30
1	5t	173	ARG	NE-CZ-NH1	9.65	125.13	120.30
1	5H	164	TYR	CB-CG-CD1	-9.65	115.21	121.00
1	6f	32	PHE	CB-CG-CD1	9.65	127.56	120.80
1	6K	132	ARG	NE-CZ-NH1	9.65	125.13	120.30
1	7B	162	ARG	NE-CZ-NH1	9.65	125.13	120.30
1	eq	18	ARG	NE-CZ-NH1	9.65	125.13	120.30
1	hl	154	ARG	NE-CZ-NH2	-9.65	115.47	120.30
1	kC	130	TYR	CB-CG-CD1	9.65	126.79	121.00

Continued on next page...

Continued from previous page...

Mol	Chain	Res	Type	Atoms	Z	Observed(°)	Ideal(°)
1	2b	162	ARG	NE-CZ-NH1	9.65	125.13	120.30
1	2A	18	ARG	NE-CZ-NH2	-9.65	115.47	120.30
1	44	100	ARG	NE-CZ-NH2	-9.65	115.47	120.30
1	bW	173	ARG	NE-CZ-NH2	-9.65	115.47	120.30
1	c2	145	TYR	CB-CG-CD1	-9.65	115.21	121.00
1	dQ	169	TYR	CB-CG-CD1	-9.65	115.21	121.00
1	9W	167	ARG	NE-CZ-NH2	-9.65	115.48	120.30
1	fe	55	MET	CG-SD-CE	-9.65	84.76	100.20
1	a	130	TYR	CB-CG-CD2	9.65	126.79	121.00
1	ix	143	ARG	NE-CZ-NH1	9.65	125.12	120.30
1	2T	130	TYR	CB-CG-CD2	-9.65	115.21	121.00
1	77	229	ARG	NE-CZ-NH2	-9.65	115.48	120.30
1	aM	130	TYR	CB-CG-CD2	-9.65	115.21	121.00
1	c5	143	ARG	NE-CZ-NH2	-9.65	115.48	120.30
1	dm	132	ARG	NE-CZ-NH1	9.65	125.12	120.30
1	c	229	ARG	NE-CZ-NH2	-9.65	115.48	120.30
1	R	161	PHE	CB-CG-CD2	-9.65	114.05	120.80
1	ae	40	PHE	CB-CG-CD2	-9.64	114.05	120.80
1	6A	173	ARG	NE-CZ-NH2	9.64	125.12	120.30
1	aV	215	MET	CG-SD-CE	-9.64	84.77	100.20
1	1P	82	ARG	NE-CZ-NH1	9.64	125.12	120.30
1	jl	130	TYR	CB-CG-CD2	-9.64	115.22	121.00
1	1Z	229	ARG	NE-CZ-NH1	9.64	125.12	120.30
1	3M	81	ASP	CB-CG-OD1	9.64	126.98	118.30
1	5g	18	ARG	NE-CZ-NH1	9.64	125.12	120.30
1	8i	173	ARG	NE-CZ-NH2	-9.64	115.48	120.30
1	ac	229	ARG	NE-CZ-NH2	-9.64	115.48	120.30
1	4J	32	PHE	CB-CG-CD1	-9.64	114.05	120.80
1	7v	229	ARG	NE-CZ-NH2	-9.64	115.48	120.30
1	7I	143	ARG	NE-CZ-NH2	-9.64	115.48	120.30
1	95	130	TYR	CB-CG-CD1	9.64	126.78	121.00
1	aH	229	ARG	NE-CZ-NH1	9.64	125.12	120.30
1	d6	162	ARG	NE-CZ-NH2	-9.64	115.48	120.30
1	cu	18	ARG	NE-CZ-NH1	9.64	125.12	120.30
1	j8	97	ARG	NE-CZ-NH2	9.64	125.12	120.30
1	jN	168	PHE	CB-CG-CD1	9.64	127.55	120.80
1	kB	161	PHE	CB-CG-CD2	9.64	127.55	120.80
1	ll	173	ARG	NE-CZ-NH2	-9.64	115.48	120.30
1	2Z	18	ARG	NE-CZ-NH1	9.64	125.12	120.30
1	72	145	TYR	CB-CG-CD1	-9.64	115.22	121.00
1	9m	40	PHE	CB-CG-CD2	9.64	127.55	120.80
1	cd	100	ARG	NE-CZ-NH2	9.64	125.12	120.30

Continued on next page...

Continued from previous page...

Mol	Chain	Res	Type	Atoms	Z	Observed(°)	Ideal(°)
1	g0	229	ARG	NE-CZ-NH1	9.64	125.12	120.30
1	h3	97	ARG	NE-CZ-NH1	9.64	125.12	120.30
1	hY	32	PHE	CB-CG-CD2	-9.63	114.06	120.80
1	9r	132	ARG	NE-CZ-NH2	9.63	125.12	120.30
1	fL	143	ARG	NE-CZ-NH1	9.63	125.12	120.30
1	t	40	PHE	CB-CG-CD1	9.63	127.54	120.80
1	ka	32	PHE	CB-CG-CD1	-9.63	114.06	120.80
1	kl	154	ARG	NE-CZ-NH1	9.63	125.12	120.30
1	2S	130	TYR	CB-CG-CD2	-9.63	115.22	121.00
1	7x	162	ARG	NE-CZ-NH1	9.63	125.12	120.30
1	kO	173	ARG	NE-CZ-NH2	-9.63	115.48	120.30
1	3l	32	PHE	CB-CG-CD2	9.63	127.54	120.80
1	7t	154	ARG	NE-CZ-NH1	9.63	125.11	120.30
1	8s	100	ARG	NE-CZ-NH1	9.63	125.11	120.30
1	9n	168	PHE	CB-CG-CD2	-9.63	114.06	120.80
1	jR	229	ARG	NE-CZ-NH2	9.63	125.11	120.30
1	5m	168	PHE	CB-CG-CD2	-9.63	114.06	120.80
1	6z	100	ARG	NE-CZ-NH1	9.63	125.11	120.30
1	7M	81	ASP	CB-CG-OD1	-9.63	109.64	118.30
1	aY	145	TYR	CB-CG-CD1	9.63	126.78	121.00
1	aw	143	ARG	NE-CZ-NH1	9.63	125.11	120.30
1	aC	97	ARG	NE-CZ-NH1	9.63	125.11	120.30
1	da	130	TYR	CB-CG-CD2	-9.63	115.22	121.00
1	b	214	MET	CG-SD-CE	-9.63	84.80	100.20
1	gs	40	PHE	CB-CG-CD1	-9.63	114.06	120.80
1	hf	97	ARG	NE-CZ-NH2	-9.62	115.49	120.30
1	kp	40	PHE	CB-CG-CD2	9.63	127.54	120.80
1	5A	18	ARG	NE-CZ-NH1	9.63	125.11	120.30
1	n	162	ARG	NE-CZ-NH2	-9.63	115.49	120.30
1	hz	167	ARG	NE-CZ-NH2	-9.62	115.49	120.30
1	2f	82	ARG	NH1-CZ-NH2	-9.62	108.81	119.40
1	98	130	TYR	CB-CG-CD1	-9.62	115.22	121.00
1	ht	167	ARG	NE-CZ-NH1	9.62	125.11	120.30
1	iU	18	ARG	NE-CZ-NH2	-9.62	115.49	120.30
1	lH	82	ARG	NH1-CZ-NH2	-9.62	108.82	119.40
1	2L	23	TRP	CZ3-CH2-CZ2	-9.62	110.05	121.60
1	5H	173	ARG	NE-CZ-NH2	-9.62	115.49	120.30
1	89	154	ARG	NE-CZ-NH2	9.62	125.11	120.30
1	a8	145	TYR	CB-CG-CD2	-9.62	115.23	121.00
1	d3	132	ARG	NE-CZ-NH1	9.62	125.11	120.30
1	S	143	ARG	NE-CZ-NH2	-9.62	115.49	120.30
1	hZ	10	MET	CG-SD-CE	-9.62	84.81	100.20

Continued on next page...

Continued from previous page...

Mol	Chain	Res	Type	Atoms	Z	Observed(°)	Ideal(°)
1	ig	173	ARG	NE-CZ-NH2	-9.62	115.49	120.30
1	4x	154	ARG	NE-CZ-NH2	-9.62	115.49	120.30
1	aq	18	ARG	NE-CZ-NH1	9.62	125.11	120.30
1	1c	152	ASP	CB-CG-OD1	-9.62	109.64	118.30
1	23	164	TYR	CB-CG-CD1	9.62	126.77	121.00
1	bH	82	ARG	NE-CZ-NH1	9.62	125.11	120.30
1	i9	162	ARG	NE-CZ-NH2	-9.62	115.49	120.30
1	iT	132	ARG	NE-CZ-NH1	9.62	125.11	120.30
1	50	168	PHE	CB-CG-CD1	-9.61	114.07	120.80
1	83	132	ARG	NE-CZ-NH2	-9.62	115.49	120.30
1	8V	169	TYR	CB-CG-CD1	-9.62	115.23	121.00
1	10	143	ARG	NE-CZ-NH1	9.61	125.11	120.30
1	ah	154	ARG	NE-CZ-NH1	9.61	125.11	120.30
1	au	229	ARG	NE-CZ-NH2	9.61	125.11	120.30
1	9u	68	MET	CG-SD-CE	-9.61	84.82	100.20
1	2c	100	ARG	NE-CZ-NH1	9.61	125.11	120.30
1	dO	173	ARG	NE-CZ-NH1	9.61	125.11	120.30
1	J	143	ARG	NE-CZ-NH2	-9.61	115.49	120.30
1	kI	161	PHE	CB-CG-CD1	9.61	127.53	120.80
1	eT	100	ARG	NE-CZ-NH2	9.61	125.11	120.30
1	2C	100	ARG	NE-CZ-NH2	9.61	125.10	120.30
1	a3	132	ARG	NE-CZ-NH1	9.61	125.11	120.30
1	gW	145	TYR	CB-CG-CD2	9.61	126.76	121.00
1	kS	18	ARG	NH1-CZ-NH2	-9.61	108.83	119.40
1	8q	229	ARG	NE-CZ-NH2	-9.61	115.50	120.30
1	8N	173	ARG	NE-CZ-NH2	9.61	125.10	120.30
1	8Q	229	ARG	NE-CZ-NH1	9.61	125.10	120.30
1	gO	82	ARG	NE-CZ-NH1	9.60	125.10	120.30
1	4P	161	PHE	CB-CG-CD2	9.60	127.52	120.80
1	8s	154	ARG	NE-CZ-NH2	-9.60	115.50	120.30
1	94	162	ARG	NE-CZ-NH2	-9.60	115.50	120.30
1	bD	169	TYR	CB-CG-CD1	9.60	126.76	121.00
1	bS	167	ARG	NE-CZ-NH2	-9.60	115.50	120.30
1	cl	167	ARG	NE-CZ-NH2	9.60	125.10	120.30
1	dc	97	ARG	NE-CZ-NH1	9.60	125.10	120.30
1	1S	164	TYR	CB-CG-CD1	9.60	126.76	121.00
1	2z	154	ARG	NE-CZ-NH1	9.60	125.10	120.30
1	8h	130	TYR	CB-CG-CD2	-9.60	115.24	121.00
1	8F	132	ARG	NE-CZ-NH1	9.60	125.10	120.30
1	bc	154	ARG	NE-CZ-NH2	-9.60	115.50	120.30
1	2w	130	TYR	CB-CG-CD1	-9.60	115.24	121.00
1	2H	169	TYR	CB-CG-CD2	-9.60	115.24	121.00

Continued on next page...

Continued from previous page...

Mol	Chain	Res	Type	Atoms	Z	Observed(°)	Ideal(°)
1	Z	162	ARG	NE-CZ-NH1	9.60	125.10	120.30
1	cZ	167	ARG	NE-CZ-NH1	9.60	125.10	120.30
1	gw	132	ARG	NE-CZ-NH1	9.60	125.10	120.30
1	ia	167	ARG	NH1-CZ-NH2	-9.60	108.84	119.40
1	2s	97	ARG	NE-CZ-NH2	9.60	125.10	120.30
1	aR	162	ARG	NE-CZ-NH2	-9.60	115.50	120.30
1	dy	169	TYR	CB-CG-CD1	-9.60	115.24	121.00
1	ei	149	SER	N-CA-CB	9.60	124.89	110.50
1	h	162	ARG	NE-CZ-NH2	-9.60	115.50	120.30
1	i9	97	ARG	NE-CZ-NH1	9.59	125.10	120.30
1	kf	164	TYR	CB-CG-CD1	-9.59	115.24	121.00
1	le	143	ARG	NE-CZ-NH2	-9.59	115.50	120.30
1	7s	66	MET	CG-SD-CE	-9.59	84.85	100.20
1	dp	40	PHE	CB-CG-CD2	-9.59	114.08	120.80
1	7X	154	ARG	NE-CZ-NH1	-9.59	115.50	120.30
1	br	162	ARG	NE-CZ-NH2	-9.59	115.50	120.30
1	ff	164	TYR	CB-CG-CD1	9.59	126.75	121.00
1	gs	161	PHE	CB-CG-CD1	-9.59	114.09	120.80
1	gW	130	TYR	CB-CG-CD1	9.59	126.75	121.00
1	hM	167	ARG	NE-CZ-NH1	9.59	125.10	120.30
1	2S	169	TYR	CB-CG-CD1	-9.59	115.25	121.00
1	4z	82	ARG	NE-CZ-NH2	-9.59	115.50	120.30
1	aZ	173	ARG	NE-CZ-NH1	9.59	125.09	120.30
1	1b	229	ARG	NE-CZ-NH2	-9.59	115.50	120.30
1	dq	97	ARG	NE-CZ-NH2	9.59	125.10	120.30
1	kA	162	ARG	NE-CZ-NH1	9.59	125.09	120.30
1	93	18	ARG	NE-CZ-NH1	9.59	125.09	120.30
1	8q	168	PHE	CB-CG-CD1	9.59	127.51	120.80
1	aQ	168	PHE	CB-CG-CD1	9.59	127.51	120.80
1	dc	162	ARG	NH1-CZ-NH2	-9.59	108.86	119.40
1	1A	164	TYR	CB-CG-CD2	-9.59	115.25	121.00
1	f8	173	ARG	NE-CZ-NH1	9.59	125.09	120.30
1	ht	51	ASP	CB-CG-OD2	-9.58	109.67	118.30
1	4W	100	ARG	NE-CZ-NH1	9.58	125.09	120.30
1	89	167	ARG	NE-CZ-NH1	9.58	125.09	120.30
1	9L	166	ASP	CB-CG-OD2	9.58	126.92	118.30
1	eq	178	SER	N-CA-CB	9.58	124.87	110.50
1	eM	164	TYR	CB-CG-CD2	-9.58	115.25	121.00
1	ft	100	ARG	NE-CZ-NH2	-9.58	115.51	120.30
1	fw	154	ARG	NE-CZ-NH1	9.58	125.09	120.30
1	gU	164	TYR	CB-CG-CD1	-9.58	115.25	121.00
1	1X	143	ARG	NE-CZ-NH1	9.58	125.09	120.30

Continued on next page...

Continued from previous page...

Mol	Chain	Res	Type	Atoms	Z	Observed(°)	Ideal(°)
1	jH	82	ARG	NE-CZ-NH1	9.58	125.09	120.30
1	k2	154	ARG	NE-CZ-NH1	9.58	125.09	120.30
1	kb	167	ARG	NE-CZ-NH2	-9.58	115.51	120.30
1	lv	164	TYR	CB-CG-CD2	9.58	126.75	121.00
1	4t	154	ARG	NE-CZ-NH1	9.58	125.09	120.30
1	8I	173	ARG	NE-CZ-NH2	9.58	125.09	120.30
1	99	18	ARG	NE-CZ-NH2	-9.58	115.51	120.30
1	bT	145	TYR	CB-CG-CD1	9.58	126.75	121.00
1	cS	173	ARG	NE-CZ-NH1	9.58	125.09	120.30
1	g2	23	TRP	CB-CG-CD1	9.58	139.46	127.00
1	2O	229	ARG	NE-CZ-NH1	9.58	125.09	120.30
1	72	18	ARG	NE-CZ-NH2	-9.58	115.51	120.30
1	a5	167	ARG	NE-CZ-NH1	9.58	125.09	120.30
1	78	130	TYR	CB-CG-CD2	-9.58	115.25	121.00
1	eg	168	PHE	CB-CG-CD2	-9.58	114.10	120.80
1	eD	162	ARG	NE-CZ-NH1	9.58	125.09	120.30
1	9L	18	ARG	NE-CZ-NH1	9.57	125.09	120.30
1	cz	173	ARG	NE-CZ-NH1	9.57	125.09	120.30
1	be	130	TYR	CB-CG-CD1	9.57	126.74	121.00
1	cD	167	ARG	NE-CZ-NH1	9.57	125.09	120.30
1	fo	152	ASP	CB-CG-OD2	-9.57	109.68	118.30
1	5p	168	PHE	CB-CG-CD1	-9.57	114.10	120.80
1	lq	130	TYR	CB-CG-CD2	-9.57	115.26	121.00
1	3A	97	ARG	NE-CZ-NH1	9.57	125.08	120.30
1	3H	168	PHE	CB-CG-CD2	-9.57	114.10	120.80
1	dx	18	ARG	NE-CZ-NH2	-9.57	115.51	120.30
1	7M	97	ARG	NE-CZ-NH1	9.57	125.08	120.30
1	7Z	167	ARG	NE-CZ-NH2	-9.57	115.52	120.30
1	bw	163	ASP	CB-CG-OD2	9.57	126.91	118.30
1	c4	154	ARG	NE-CZ-NH1	9.57	125.08	120.30
1	eA	97	ARG	NE-CZ-NH1	-9.57	115.52	120.30
1	f9	169	TYR	CB-CG-CD1	9.57	126.74	121.00
1	fx	18	ARG	NE-CZ-NH1	9.57	125.08	120.30
1	fV	82	ARG	NE-CZ-NH1	9.57	125.09	120.30
1	ja	81	ASP	CB-CG-OD1	9.57	126.91	118.30
1	kz	167	ARG	NE-CZ-NH1	9.57	125.08	120.30
1	9E	161	PHE	CB-CG-CD1	-9.57	114.10	120.80
1	ew	143	ARG	NE-CZ-NH2	-9.57	115.52	120.30
1	lc	164	TYR	CB-CG-CD2	-9.57	115.26	121.00
1	fJ	39	MET	CG-SD-CE	-9.57	84.89	100.20
1	A	97	ARG	NH1-CZ-NH2	-9.57	108.88	119.40
1	kY	154	ARG	NE-CZ-NH1	9.56	125.08	120.30

Continued on next page...

Continued from previous page...

Mol	Chain	Res	Type	Atoms	Z	Observed(°)	Ideal(°)
1	lN	132	ARG	NH1-CZ-NH2	-9.56	108.88	119.40
1	2q	173	ARG	NH1-CZ-NH2	-9.56	108.88	119.40
1	2K	18	ARG	NE-CZ-NH1	9.56	125.08	120.30
1	8K	145	TYR	CB-CG-CD1	9.56	126.74	121.00
1	37	145	TYR	CB-CG-CD1	-9.56	115.26	121.00
1	3c	164	TYR	CB-CG-CD2	9.56	126.74	121.00
1	14	143	ARG	NE-CZ-NH1	9.56	125.08	120.30
1	0	81	ASP	CB-CG-OD1	9.56	126.91	118.30
1	kV	118	MET	CG-SD-CE	-9.56	84.90	100.20
1	4Q	229	ARG	NE-CZ-NH2	-9.56	115.52	120.30
1	5X	18	ARG	NE-CZ-NH1	9.56	125.08	120.30
1	70	154	ARG	NE-CZ-NH1	9.56	125.08	120.30
1	9j	143	ARG	NE-CZ-NH2	-9.56	115.52	120.30
1	d0	154	ARG	NE-CZ-NH1	9.56	125.08	120.30
1	c2	166	ASP	CB-CG-OD1	9.56	126.90	118.30
1	eX	82	ARG	NE-CZ-NH2	-9.56	115.52	120.30
1	gT	229	ARG	NE-CZ-NH2	-9.56	115.52	120.30
1	gX	82	ARG	NE-CZ-NH1	-9.56	115.52	120.30
1	ic	132	ARG	NE-CZ-NH2	-9.56	115.52	120.30
1	jt	18	ARG	NE-CZ-NH2	-9.56	115.52	120.30
1	6i	81	ASP	CB-CG-OD2	9.56	126.90	118.30
1	cd	195	ASN	CB-CA-C	9.56	129.52	110.40
1	8W	154	ARG	NE-CZ-NH2	-9.56	115.52	120.30
1	9O	162	ARG	NE-CZ-NH2	-9.56	115.52	120.30
1	aw	169	TYR	CB-CG-CD2	-9.56	115.27	121.00
1	gH	162	ARG	NE-CZ-NH1	9.55	125.08	120.30
1	1X	167	ARG	NE-CZ-NH1	9.55	125.08	120.30
1	jG	162	ARG	NE-CZ-NH1	9.55	125.08	120.30
1	ka	132	ARG	NE-CZ-NH1	9.55	125.08	120.30
1	2I	173	ARG	NE-CZ-NH2	-9.55	115.52	120.30
1	2M	145	TYR	CB-CG-CD1	9.55	126.73	121.00
1	87	143	ARG	NE-CZ-NH1	9.55	125.08	120.30
1	ew	143	ARG	NE-CZ-NH1	9.55	125.08	120.30
1	lK	154	ARG	NE-CZ-NH2	-9.55	115.52	120.30
1	3L	133	TRP	CB-CG-CD2	-9.55	114.18	126.60
1	aJ	130	TYR	CB-CG-CD2	-9.55	115.27	121.00
1	8e	164	TYR	CB-CG-CD2	-9.55	115.27	121.00
1	bC	82	ARG	NE-CZ-NH1	9.55	125.08	120.30
1	ir	143	ARG	NE-CZ-NH2	-9.55	115.53	120.30
1	5w	161	PHE	CB-CG-CD2	-9.55	114.12	120.80
1	bm	132	ARG	NH1-CZ-NH2	-9.55	108.90	119.40
1	r	143	ARG	NE-CZ-NH2	-9.55	115.53	120.30

Continued on next page...

Continued from previous page...

Mol	Chain	Res	Type	Atoms	Z	Observed(°)	Ideal(°)
1	hG	154	ARG	NE-CZ-NH1	9.54	125.07	120.30
1	2Q	82	ARG	NE-CZ-NH1	9.55	125.07	120.30
1	59	162	ARG	NE-CZ-NH2	9.54	125.07	120.30
1	dH	143	ARG	NE-CZ-NH2	-9.55	115.53	120.30
1	L	130	TYR	CB-CG-CD1	9.55	126.73	121.00
1	gW	163	ASP	CB-CG-OD2	9.54	126.89	118.30
1	d8	154	ARG	NE-CZ-NH2	-9.54	115.53	120.30
1	ig	169	TYR	CB-CG-CD2	-9.54	115.28	121.00
1	i1	173	ARG	NE-CZ-NH1	9.54	125.07	120.30
1	gQ	167	ARG	NE-CZ-NH1	9.54	125.07	120.30
1	1N	18	ARG	NE-CZ-NH2	-9.54	115.53	120.30
1	5A	229	ARG	NE-CZ-NH2	-9.54	115.53	120.30
1	8M	82	ARG	NE-CZ-NH1	9.54	125.07	120.30
1	an	173	ARG	NE-CZ-NH1	9.54	125.07	120.30
1	19	162	ARG	NE-CZ-NH1	9.54	125.07	120.30
1	cD	154	ARG	NE-CZ-NH1	9.54	125.07	120.30
1	dk	164	TYR	CB-CG-CD2	9.54	126.72	121.00
1	iU	167	ARG	NE-CZ-NH1	9.54	125.07	120.30
1	iU	173	ARG	NE-CZ-NH1	9.54	125.07	120.30
1	lm	168	PHE	CB-CG-CD1	-9.54	114.12	120.80
1	3w	152	ASP	CB-CG-OD2	9.54	126.88	118.30
1	59	167	ARG	NH1-CZ-NH2	-9.54	108.91	119.40
1	6a	229	ARG	NE-CZ-NH1	9.54	125.07	120.30
1	d2	100	ARG	NE-CZ-NH1	9.54	125.07	120.30
1	cA	100	ARG	NE-CZ-NH2	-9.53	115.53	120.30
1	aE	130	TYR	CB-CG-CD2	-9.53	115.28	121.00
1	kR	143	ARG	NE-CZ-NH1	9.53	125.06	120.30
1	4d	18	ARG	NE-CZ-NH2	-9.53	115.53	120.30
1	5u	132	ARG	NE-CZ-NH1	9.53	125.07	120.30
1	9n	229	ARG	NE-CZ-NH2	-9.53	115.53	120.30
1	dp	167	ARG	NE-CZ-NH1	9.53	125.07	120.30
1	5O	154	ARG	NE-CZ-NH1	9.53	125.06	120.30
1	6g	167	ARG	NE-CZ-NH1	9.53	125.06	120.30
1	12	143	ARG	NE-CZ-NH1	9.53	125.06	120.30
1	8U	145	TYR	CB-CG-CD2	9.53	126.72	121.00
1	ap	100	ARG	NE-CZ-NH2	-9.53	115.53	120.30
1	cc	173	ARG	NE-CZ-NH1	9.53	125.06	120.30
1	fx	82	ARG	NE-CZ-NH2	-9.53	115.54	120.30
1	D	100	ARG	NE-CZ-NH2	-9.53	115.54	120.30
1	ez	132	ARG	NE-CZ-NH1	9.53	125.06	120.30
1	lB	97	ARG	NE-CZ-NH2	-9.53	115.54	120.30
1	2h	97	ARG	NE-CZ-NH1	9.53	125.06	120.30

Continued on next page...

Continued from previous page...

Mol	Chain	Res	Type	Atoms	Z	Observed(°)	Ideal(°)
1	fB	164	TYR	CB-CG-CD2	-9.53	115.28	121.00
1	76	161	PHE	CB-CG-CD2	9.53	127.47	120.80
1	bt	166	ASP	CB-CG-OD2	9.53	126.87	118.30
1	ef	100	ARG	NE-CZ-NH2	-9.53	115.54	120.30
1	ll	40	PHE	CB-CG-CD2	-9.52	114.13	120.80
1	33	145	TYR	CB-CG-CD1	9.52	126.71	121.00
1	3S	143	ARG	NE-CZ-NH2	9.52	125.06	120.30
1	4N	162	ARG	NE-CZ-NH2	9.52	125.06	120.30
1	7I	48	THR	CA-CB-CG2	-9.52	99.07	112.40
1	b8	118	MET	CG-SD-CE	-9.52	84.96	100.20
1	1C	18	ARG	NE-CZ-NH2	9.52	125.06	120.30
1	hP	173	ARG	NE-CZ-NH1	9.52	125.06	120.30
1	k0	130	TYR	CB-CG-CD2	9.52	126.71	121.00
1	5e	143	ARG	NE-CZ-NH2	-9.52	115.54	120.30
1	8r	229	ARG	NE-CZ-NH1	9.52	125.06	120.30
1	9u	40	PHE	CB-CG-CD1	-9.52	114.14	120.80
1	gD	18	ARG	NE-CZ-NH2	-9.52	115.54	120.30
1	hA	97	ARG	NE-CZ-NH2	-9.52	115.54	120.30
1	7k	18	ARG	NE-CZ-NH2	-9.52	115.54	120.30
1	7w	100	ARG	NE-CZ-NH2	-9.52	115.54	120.30
1	ga	168	PHE	CB-CG-CD2	9.52	127.46	120.80
1	gV	132	ARG	NE-CZ-NH2	-9.52	115.54	120.30
1	hv	132	ARG	NE-CZ-NH2	-9.52	115.54	120.30
1	ic	68	MET	CG-SD-CE	-9.52	84.97	100.20
1	8H	97	ARG	NE-CZ-NH2	-9.52	115.54	120.30
1	by	162	ARG	NE-CZ-NH2	-9.52	115.54	120.30
1	7M	173	ARG	NE-CZ-NH2	9.52	125.06	120.30
1	eA	82	ARG	NE-CZ-NH1	9.52	125.06	120.30
1	7	18	ARG	NE-CZ-NH2	-9.52	115.54	120.30
1	hk	229	ARG	NE-CZ-NH1	9.52	125.06	120.30
1	iQ	100	ARG	NH1-CZ-NH2	-9.52	108.93	119.40
1	kl	228	ALA	N-CA-CB	9.52	123.42	110.10
1	ku	173	ARG	NE-CZ-NH2	9.52	125.06	120.30
1	2X	152	ASP	CB-CG-OD2	9.52	126.86	118.30
1	6q	130	TYR	CB-CG-CD2	-9.52	115.29	121.00
1	7d	97	ARG	NE-CZ-NH2	9.52	125.06	120.30
1	dr	163	ASP	CB-CG-OD1	9.52	126.86	118.30
1	aU	161	PHE	CB-CG-CD1	-9.52	114.14	120.80
1	hV	132	ARG	NE-CZ-NH1	9.51	125.06	120.30
1	3W	82	ARG	NE-CZ-NH1	9.51	125.06	120.30
1	7L	132	ARG	NE-CZ-NH1	9.51	125.06	120.30
1	fv	173	ARG	NE-CZ-NH2	9.51	125.06	120.30

Continued on next page...

Continued from previous page...

Mol	Chain	Res	Type	Atoms	Z	Observed(°)	Ideal(°)
1	gW	173	ARG	NE-CZ-NH2	9.51	125.06	120.30
1	kd	97	ARG	NE-CZ-NH2	-9.51	115.54	120.30
1	4f	154	ARG	NE-CZ-NH2	-9.51	115.55	120.30
1	6P	154	ARG	NE-CZ-NH1	9.51	125.06	120.30
1	w	162	ARG	NE-CZ-NH2	9.51	125.06	120.30
1	4F	82	ARG	NE-CZ-NH2	-9.51	115.55	120.30
1	ai	100	ARG	NE-CZ-NH1	9.51	125.05	120.30
1	ce	143	ARG	NE-CZ-NH2	-9.51	115.55	120.30
1	gi	167	ARG	NE-CZ-NH1	9.51	125.05	120.30
1	h7	229	ARG	NE-CZ-NH2	-9.51	115.55	120.30
1	dT	197	ASP	CB-CG-OD2	-9.51	109.74	118.30
1	hk	82	ARG	NE-CZ-NH1	9.51	125.05	120.30
1	1W	132	ARG	NH1-CZ-NH2	-9.51	108.94	119.40
1	45	168	PHE	CB-CG-CD2	-9.51	114.14	120.80
1	8w	173	ARG	NE-CZ-NH1	9.51	125.05	120.30
1	ee	173	ARG	NH1-CZ-NH2	-9.51	108.94	119.40
1	fT	132	ARG	NE-CZ-NH1	9.51	125.05	120.30
1	85	173	ARG	NE-CZ-NH2	-9.51	115.55	120.30
1	ct	154	ARG	NE-CZ-NH1	9.51	125.05	120.30
1	57	162	ARG	NH1-CZ-NH2	-9.50	108.95	119.40
1	5B	82	ARG	NE-CZ-NH1	9.50	125.05	120.30
1	6s	173	ARG	NE-CZ-NH1	9.50	125.05	120.30
1	cy	154	ARG	NE-CZ-NH1	9.50	125.05	120.30
1	cC	132	ARG	NE-CZ-NH1	9.50	125.05	120.30
1	ez	97	ARG	NE-CZ-NH1	9.50	125.05	120.30
1	eK	162	ARG	NE-CZ-NH2	-9.50	115.55	120.30
1	kn	167	ARG	NE-CZ-NH1	9.50	125.05	120.30
1	kt	167	ARG	NE-CZ-NH1	9.50	125.05	120.30
1	3l	229	ARG	NE-CZ-NH1	9.50	125.05	120.30
1	8b	97	ARG	NE-CZ-NH2	-9.50	115.55	120.30
1	eR	154	ARG	NE-CZ-NH1	9.50	125.05	120.30
1	3Z	145	TYR	CB-CG-CD1	-9.50	115.30	121.00
1	8Q	18	ARG	NE-CZ-NH2	-9.50	115.55	120.30
1	gD	97	ARG	NE-CZ-NH2	-9.50	115.55	120.30
1	9p	143	ARG	NE-CZ-NH1	-9.50	115.55	120.30
1	aA	167	ARG	NE-CZ-NH1	9.50	125.05	120.30
1	1b	132	ARG	NE-CZ-NH2	-9.50	115.55	120.30
1	kQ	169	TYR	CB-CG-CD1	-9.49	115.30	121.00
1	8b	173	ARG	NE-CZ-NH2	-9.49	115.55	120.30
1	kS	82	ARG	NH1-CZ-NH2	-9.49	108.96	119.40
1	5a	18	ARG	NE-CZ-NH1	9.49	125.05	120.30
1	69	173	ARG	NE-CZ-NH2	-9.49	115.55	120.30

Continued on next page...

Continued from previous page...

Mol	Chain	Res	Type	Atoms	Z	Observed(°)	Ideal(°)
1	a1	82	ARG	NE-CZ-NH1	9.49	125.05	120.30
1	a2	164	TYR	CG-CD1-CE1	-9.49	113.70	121.30
1	aw	103	ASP	CB-CG-OD1	9.49	126.84	118.30
1	aN	130	TYR	CB-CG-CD2	9.49	126.70	121.00
1	ij	168	PHE	CB-CG-CD2	-9.49	114.16	120.80
1	dZ	154	ARG	NE-CZ-NH1	9.49	125.05	120.30
1	4Q	145	TYR	CB-CG-CD2	9.49	126.69	121.00
1	bE	145	TYR	CB-CG-CD2	-9.49	115.31	121.00
1	cv	130	TYR	CB-CG-CD2	9.49	126.69	121.00
1	du	173	ARG	NE-CZ-NH2	-9.49	115.56	120.30
1	e4	132	ARG	NE-CZ-NH2	-9.49	115.56	120.30
1	c9	144	MET	CG-SD-CE	-9.49	85.02	100.20
1	b	143	ARG	NE-CZ-NH1	9.49	125.04	120.30
1	gU	145	TYR	CB-CG-CD1	-9.49	115.31	121.00
1	kk	169	TYR	CB-CG-CD1	-9.49	115.31	121.00
1	lM	82	ARG	NE-CZ-NH1	9.49	125.04	120.30
1	34	143	ARG	NE-CZ-NH2	-9.49	115.56	120.30
1	6s	118	MET	CG-SD-CE	-9.49	85.02	100.20
1	7h	97	ARG	NE-CZ-NH2	-9.49	115.56	120.30
1	f7	80	TRP	CB-CG-CD1	-9.49	114.67	127.00
1	hA	168	PHE	CB-CG-CD2	9.48	127.44	120.80
1	lL	97	ARG	NE-CZ-NH1	9.48	125.04	120.30
1	l3	130	TYR	CB-CG-CD2	-9.48	115.31	121.00
1	9G	18	ARG	NE-CZ-NH1	9.48	125.04	120.30
1	hY	169	TYR	CB-CG-CD1	-9.48	115.31	121.00
1	i6	152	ASP	CB-CG-OD1	9.48	126.83	118.30
1	jV	97	ARG	NE-CZ-NH2	-9.48	115.56	120.30
1	28	55	MET	CG-SD-CE	-9.48	85.03	100.20
1	a8	167	ARG	NE-CZ-NH1	9.48	125.04	120.30
1	an	143	ARG	NE-CZ-NH1	9.48	125.04	120.30
1	aV	154	ARG	NE-CZ-NH2	-9.48	115.56	120.30
1	bw	143	ARG	NE-CZ-NH2	-9.48	115.56	120.30
1	eF	161	PHE	CB-CG-CD1	-9.48	114.16	120.80
1	fC	82	ARG	NE-CZ-NH1	9.48	125.04	120.30
1	u	130	TYR	CB-CG-CD2	9.48	126.69	121.00
1	hh	18	ARG	NE-CZ-NH2	9.48	125.04	120.30
1	l9	143	ARG	NE-CZ-NH1	9.48	125.04	120.30
1	lu	162	ARG	NE-CZ-NH2	-9.48	115.56	120.30
1	56	132	ARG	NE-CZ-NH2	9.48	125.04	120.30
1	aI	169	TYR	CB-CG-CD2	-9.48	115.31	121.00
1	bo	130	TYR	CG-CD1-CE1	-9.48	113.71	121.30
1	c3	103	ASP	CB-CG-OD1	9.48	126.83	118.30

Continued on next page...

Continued from previous page...

Mol	Chain	Res	Type	Atoms	Z	Observed(°)	Ideal(°)
1	y	229	ARG	NE-CZ-NH1	9.48	125.04	120.30
1	aA	154	ARG	NE-CZ-NH2	9.48	125.04	120.30
1	de	32	PHE	CB-CG-CD2	-9.48	114.16	120.80
1	eU	82	ARG	NH1-CZ-NH2	-9.48	108.97	119.40
1	hn	164	TYR	CB-CG-CD2	-9.48	115.31	121.00
1	2t	40	PHE	CB-CG-CD2	-9.48	114.17	120.80
1	ji	169	TYR	CB-CG-CD2	-9.48	115.31	121.00
1	4Y	161	PHE	CB-CG-CD2	-9.48	114.17	120.80
1	5t	23	TRP	CB-CG-CD1	-9.48	114.68	127.00
1	83	18	ARG	NE-CZ-NH1	9.48	125.04	120.30
1	al	169	TYR	CB-CG-CD2	-9.48	115.31	121.00
1	cP	229	ARG	NE-CZ-NH2	-9.48	115.56	120.30
1	fA	154	ARG	NE-CZ-NH1	9.48	125.04	120.30
1	J	40	PHE	CB-CG-CD1	-9.48	114.17	120.80
1	hb	161	PHE	CB-CG-CD1	-9.47	114.17	120.80
1	4P	130	TYR	CB-CG-CD2	-9.47	115.31	121.00
1	9P	40	PHE	CB-CG-CD2	9.47	127.43	120.80
1	11	154	ARG	NE-CZ-NH1	9.47	125.04	120.30
1	K	229	ARG	NE-CZ-NH1	9.47	125.04	120.30
1	k4	161	PHE	CB-CG-CD1	-9.47	114.17	120.80
1	6s	164	TYR	CB-CG-CD1	-9.47	115.32	121.00
1	85	100	ARG	NE-CZ-NH2	-9.47	115.56	120.30
1	aC	100	ARG	NH1-CZ-NH2	-9.47	108.98	119.40
1	E	164	TYR	CB-CG-CD2	-9.47	115.31	121.00
1	iu	167	ARG	NE-CZ-NH2	-9.47	115.56	120.30
1	j0	97	ARG	NE-CZ-NH1	9.47	125.04	120.30
1	kN	154	ARG	NE-CZ-NH2	-9.47	115.56	120.30
1	kE	162	ARG	NE-CZ-NH1	9.47	125.03	120.30
1	am	152	ASP	CB-CG-OD1	9.47	126.82	118.30
1	dV	130	TYR	CB-CG-CD2	-9.47	115.32	121.00
1	gD	168	PHE	CB-CG-CD2	9.47	127.43	120.80
1	jK	97	ARG	NE-CZ-NH1	9.47	125.03	120.30
1	ar	173	ARG	NE-CZ-NH1	9.47	125.03	120.30
1	ac	97	ARG	NE-CZ-NH1	9.47	125.03	120.30
1	aS	154	ARG	NE-CZ-NH1	9.47	125.03	120.30
1	dV	68	MET	CG-SD-CE	-9.47	85.05	100.20
1	br	229	ARG	NE-CZ-NH2	9.47	125.03	120.30
1	fv	18	ARG	NE-CZ-NH2	-9.47	115.57	120.30
1	gv	100	ARG	NE-CZ-NH1	9.47	125.03	120.30
1	iA	168	PHE	CB-CG-CD2	-9.47	114.17	120.80
1	3y	154	ARG	NE-CZ-NH2	-9.46	115.57	120.30
1	5V	132	ARG	NE-CZ-NH1	9.47	125.03	120.30

Continued on next page...

Continued from previous page...

Mol	Chain	Res	Type	Atoms	Z	Observed(°)	Ideal(°)
1	3D	168	PHE	CB-CG-CD1	9.46	127.42	120.80
1	8k	149	SER	N-CA-CB	9.46	124.70	110.50
1	gi	164	TYR	CB-CG-CD1	-9.46	115.32	121.00
1	js	40	PHE	CB-CG-CD1	9.46	127.42	120.80
1	9q	143	ARG	NE-CZ-NH1	9.46	125.03	120.30
1	aa	145	TYR	CB-CG-CD1	9.46	126.68	121.00
1	bw	229	ARG	NE-CZ-NH1	9.46	125.03	120.30
1	lg	161	PHE	CB-CG-CD1	-9.46	114.18	120.80
1	cX	51	ASP	CB-CG-OD2	9.46	126.81	118.30
1	eu	18	ARG	NE-CZ-NH1	9.46	125.03	120.30
1	fe	143	ARG	NE-CZ-NH1	9.46	125.03	120.30
1	I	229	ARG	NE-CZ-NH2	-9.46	115.57	120.30
1	5n	173	ARG	NE-CZ-NH1	9.46	125.03	120.30
1	7l	143	ARG	NE-CZ-NH2	-9.46	115.57	120.30
1	8E	18	ARG	NE-CZ-NH1	9.46	125.03	120.30
1	95	169	TYR	CB-CG-CD2	9.46	126.67	121.00
1	dz	18	ARG	NE-CZ-NH1	9.46	125.03	120.30
1	hp	173	ARG	NE-CZ-NH1	9.46	125.03	120.30
1	hB	143	ARG	NE-CZ-NH1	9.46	125.03	120.30
1	in	162	ARG	NE-CZ-NH2	-9.45	115.57	120.30
1	4v	162	ARG	NE-CZ-NH1	9.46	125.03	120.30
1	6w	82	ARG	NE-CZ-NH1	9.46	125.03	120.30
1	5d	173	ARG	NE-CZ-NH2	-9.45	115.57	120.30
1	7t	145	TYR	CG-CD1-CE1	-9.45	113.74	121.30
1	aB	173	ARG	NE-CZ-NH1	9.46	125.03	120.30
1	b5	18	ARG	NE-CZ-NH2	9.46	125.03	120.30
1	bA	18	ARG	NE-CZ-NH2	-9.46	115.57	120.30
1	1c	145	TYR	CB-CG-CD1	-9.46	115.33	121.00
1	cn	18	ARG	NE-CZ-NH1	9.46	125.03	120.30
1	1V	81	ASP	CB-CG-OD2	-9.45	109.79	118.30
1	29	162	ARG	NE-CZ-NH1	9.45	125.03	120.30
1	5E	173	ARG	NE-CZ-NH1	-9.45	115.57	120.30
1	89	32	PHE	CB-CG-CD2	9.45	127.42	120.80
1	9b	167	ARG	NE-CZ-NH2	-9.45	115.57	120.30
1	9S	197	ASP	CB-CG-OD2	9.45	126.81	118.30
1	g7	164	TYR	CB-CG-CD2	-9.45	115.33	121.00
1	9S	154	ARG	NE-CZ-NH2	9.45	125.03	120.30
1	fp	18	ARG	NE-CZ-NH2	-9.45	115.58	120.30
1	hU	229	ARG	NE-CZ-NH2	-9.45	115.58	120.30
1	kH	167	ARG	NE-CZ-NH2	-9.45	115.58	120.30
1	kW	97	ARG	NE-CZ-NH2	-9.45	115.58	120.30
1	b8	169	TYR	CB-CG-CD1	-9.45	115.33	121.00

Continued on next page...

Continued from previous page...

Mol	Chain	Res	Type	Atoms	Z	Observed(°)	Ideal(°)
1	bk	143	ARG	NE-CZ-NH2	-9.45	115.58	120.30
1	hS	173	ARG	NE-CZ-NH1	9.45	125.02	120.30
1	29	143	ARG	NE-CZ-NH2	-9.45	115.58	120.30
1	g	132	ARG	NE-CZ-NH2	9.45	125.02	120.30
1	ig	100	ARG	NE-CZ-NH2	-9.45	115.58	120.30
1	jy	143	ARG	NE-CZ-NH1	9.45	125.02	120.30
1	ku	161	PHE	CB-CG-CD2	-9.45	114.19	120.80
1	4Z	130	TYR	CB-CG-CD1	9.44	126.67	121.00
1	53	229	ARG	NE-CZ-NH1	9.44	125.02	120.30
1	5D	154	ARG	NE-CZ-NH2	-9.45	115.58	120.30
1	9q	82	ARG	NE-CZ-NH1	9.45	125.02	120.30
1	av	164	TYR	CB-CG-CD1	9.45	126.67	121.00
1	b6	132	ARG	NH1-CZ-NH2	-9.44	109.01	119.40
1	cc	97	ARG	NE-CZ-NH2	-9.44	115.58	120.30
1	hf	82	ARG	NE-CZ-NH1	9.44	125.02	120.30
1	3X	143	ARG	NE-CZ-NH2	-9.44	115.58	120.30
1	eX	154	ARG	NE-CZ-NH2	-9.44	115.58	120.30
1	gU	145	TYR	CB-CG-CD2	9.44	126.67	121.00
1	ko	167	ARG	NE-CZ-NH2	-9.44	115.58	120.30
1	4r	51	ASP	CB-CG-OD2	9.44	126.80	118.30
1	eN	161	PHE	CB-CG-CD1	-9.44	114.19	120.80
1	gD	133	TRP	CB-CG-CD2	-9.44	114.33	126.60
1	hQ	173	ARG	NE-CZ-NH2	-9.44	115.58	120.30
1	jU	97	ARG	NE-CZ-NH1	9.44	125.02	120.30
1	gE	154	ARG	NE-CZ-NH2	-9.44	115.58	120.30
1	ia	162	ARG	NE-CZ-NH1	9.44	125.02	120.30
1	iF	100	ARG	NE-CZ-NH2	-9.44	115.58	120.30
1	jR	81	ASP	CB-CG-OD1	9.44	126.80	118.30
1	kD	145	TYR	CB-CG-CD2	-9.44	115.34	121.00
1	lo	154	ARG	NE-CZ-NH2	-9.44	115.58	120.30
1	41	154	ARG	NE-CZ-NH2	9.44	125.02	120.30
1	1r	145	TYR	CB-CG-CD1	-9.44	115.34	121.00
1	gl	145	TYR	CB-CG-CD1	9.44	126.66	121.00
1	gN	18	ARG	NE-CZ-NH2	-9.44	115.58	120.30
1	k6	173	ARG	NE-CZ-NH1	9.44	125.02	120.30
1	lp	143	ARG	NE-CZ-NH2	-9.44	115.58	120.30
1	5N	82	ARG	NE-CZ-NH1	9.44	125.02	120.30
1	6D	143	ARG	NE-CZ-NH1	9.44	125.02	120.30
1	l	32	PHE	CB-CG-CD2	-9.44	114.19	120.80
1	jB	100	ARG	NE-CZ-NH1	-9.43	115.58	120.30
1	kJ	229	ARG	NE-CZ-NH2	-9.43	115.58	120.30
1	lQ	132	ARG	NE-CZ-NH2	-9.43	115.58	120.30

Continued on next page...

Continued from previous page...

Mol	Chain	Res	Type	Atoms	Z	Observed(°)	Ideal(°)
1	4M	163	ASP	CB-CG-OD2	9.43	126.79	118.30
1	6r	97	ARG	NE-CZ-NH1	9.43	125.02	120.30
1	6S	100	ARG	NE-CZ-NH2	-9.43	115.58	120.30
1	b9	97	ARG	NE-CZ-NH1	9.43	125.02	120.30
1	hY	154	ARG	NE-CZ-NH2	-9.43	115.58	120.30
1	l4	162	ARG	NE-CZ-NH1	-9.43	115.58	120.30
1	ha	229	ARG	NE-CZ-NH2	-9.43	115.59	120.30
1	hJ	18	ARG	NE-CZ-NH2	-9.43	115.58	120.30
1	lY	32	PHE	CB-CG-CD1	9.43	127.40	120.80
1	kP	132	ARG	NE-CZ-NH2	-9.43	115.58	120.30
1	6k	229	ARG	NE-CZ-NH2	-9.43	115.58	120.30
1	iL	103	ASP	CB-CG-OD1	9.43	126.78	118.30
1	2b	154	ARG	NE-CZ-NH1	9.43	125.02	120.30
1	5o	173	ARG	NE-CZ-NH1	9.43	125.01	120.30
1	6Q	173	ARG	NE-CZ-NH1	9.43	125.02	120.30
1	eq	143	ARG	NE-CZ-NH1	9.43	125.02	120.30
1	ep	132	ARG	NE-CZ-NH2	-9.43	115.59	120.30
1	in	100	ARG	NE-CZ-NH1	9.43	125.01	120.30
1	ld	164	TYR	CB-CG-CD1	-9.43	115.34	121.00
1	cK	132	ARG	NE-CZ-NH2	-9.43	115.59	120.30
1	ht	215	MET	CG-SD-CE	-9.43	85.12	100.20
1	k7	169	TYR	CB-CG-CD1	9.43	126.66	121.00
1	4t	130	TYR	CB-CG-CD1	9.43	126.66	121.00
1	8T	18	ARG	NE-CZ-NH1	9.43	125.01	120.30
1	3I	229	ARG	NE-CZ-NH2	-9.42	115.59	120.30
1	k0	167	ARG	NE-CZ-NH1	9.42	125.01	120.30
1	7T	100	ARG	NE-CZ-NH2	-9.42	115.59	120.30
1	8Y	168	PHE	CB-CG-CD2	-9.42	114.20	120.80
1	fr	154	ARG	NE-CZ-NH1	9.42	125.01	120.30
1	4u	40	PHE	CB-CG-CD2	-9.42	114.21	120.80
1	7U	173	ARG	NE-CZ-NH1	9.42	125.01	120.30
1	9V	173	ARG	NE-CZ-NH1	9.42	125.01	120.30
1	ci	161	PHE	CB-CG-CD1	-9.42	114.21	120.80
1	e4	145	TYR	CB-CG-CD1	-9.42	115.35	121.00
1	ft	97	ARG	NE-CZ-NH1	9.42	125.01	120.30
1	gP	229	ARG	NE-CZ-NH2	-9.42	115.59	120.30
1	hg	164	TYR	CB-CG-CD1	-9.42	115.35	121.00
1	hm	173	ARG	NE-CZ-NH2	-9.42	115.59	120.30
1	ku	31	ALA	CB-CA-C	9.42	124.22	110.10
1	l5	162	ARG	NE-CZ-NH2	-9.42	115.59	120.30
1	lG	162	ARG	NE-CZ-NH1	9.41	125.01	120.30
1	jx	97	ARG	NE-CZ-NH2	-9.41	115.59	120.30

Continued on next page...

Continued from previous page...

Mol	Chain	Res	Type	Atoms	Z	Observed(°)	Ideal(°)
1	ks	162	ARG	NH1-CZ-NH2	-9.41	109.05	119.40
1	2J	82	ARG	NE-CZ-NH1	9.41	125.01	120.30
1	3i	173	ARG	NE-CZ-NH1	9.41	125.01	120.30
1	4l	145	TYR	CG-CD2-CE2	-9.41	113.77	121.30
1	bz	152	ASP	CB-CG-OD1	9.41	126.77	118.30
1	cf	82	ARG	NE-CZ-NH1	9.41	125.01	120.30
1	km	39	MET	CG-SD-CE	-9.41	85.14	100.20
1	cr	100	ARG	NE-CZ-NH1	9.41	125.01	120.30
1	cO	229	ARG	NE-CZ-NH1	9.41	125.01	120.30
1	dg	32	PHE	CB-CG-CD2	9.41	127.39	120.80
1	dA	145	TYR	CB-CG-CD2	-9.41	115.35	121.00
1	T	173	ARG	NE-CZ-NH1	9.41	125.01	120.30
1	6n	167	ARG	NE-CZ-NH2	9.41	125.00	120.30
1	cW	169	TYR	CB-CG-CD1	-9.41	115.35	121.00
1	gi	100	ARG	NE-CZ-NH2	-9.41	115.59	120.30
1	jd	154	ARG	NE-CZ-NH2	-9.41	115.60	120.30
1	kN	130	TYR	CB-CG-CD1	9.41	126.65	121.00
1	3q	167	ARG	NE-CZ-NH2	-9.41	115.60	120.30
1	6Q	100	ARG	NE-CZ-NH2	-9.41	115.60	120.30
1	bC	168	PHE	CB-CG-CD1	-9.41	114.21	120.80
1	fK	167	ARG	NE-CZ-NH2	-9.41	115.59	120.30
1	h2	97	ARG	NE-CZ-NH2	-9.41	115.60	120.30
1	hd	154	ARG	NE-CZ-NH2	-9.41	115.60	120.30
1	lw	173	ARG	NE-CZ-NH2	-9.41	115.60	120.30
1	2q	167	ARG	NE-CZ-NH2	-9.41	115.60	120.30
1	3K	169	TYR	CB-CG-CD2	-9.41	115.36	121.00
1	50	169	TYR	CB-CG-CD2	9.41	126.64	121.00
1	5Z	167	ARG	NE-CZ-NH2	-9.41	115.60	120.30
1	3	97	ARG	NE-CZ-NH1	9.41	125.00	120.30
1	5Q	18	ARG	NE-CZ-NH2	-9.41	115.60	120.30
1	bh	97	ARG	NE-CZ-NH1	9.41	125.00	120.30
1	dx	145	TYR	CB-CG-CD2	-9.41	115.36	121.00
1	e9	154	ARG	NE-CZ-NH2	9.41	125.00	120.30
1	ef	162	ARG	NE-CZ-NH1	9.41	125.00	120.30
1	3	130	TYR	CB-CG-CD1	-9.41	115.36	121.00
1	f7	82	ARG	NE-CZ-NH1	9.41	125.00	120.30
1	2	173	ARG	NE-CZ-NH1	9.41	125.00	120.30
1	jk	229	ARG	NE-CZ-NH2	-9.40	115.60	120.30
1	30	118	MET	CG-SD-CE	-9.40	85.16	100.20
1	4W	82	ARG	NE-CZ-NH1	9.40	125.00	120.30
1	5U	100	ARG	NE-CZ-NH1	9.40	125.00	120.30
1	8p	132	ARG	NE-CZ-NH1	9.40	125.00	120.30

Continued on next page...

Continued from previous page...

Mol	Chain	Res	Type	Atoms	Z	Observed(°)	Ideal(°)
1	9s	167	ARG	NE-CZ-NH2	-9.40	115.60	120.30
1	cd	118	MET	CG-SD-CE	-9.40	85.15	100.20
1	9A	145	TYR	CB-CG-CD2	-9.40	115.36	121.00
1	ay	229	ARG	NH1-CZ-NH2	-9.40	109.06	119.40
1	ki	161	PHE	CB-CG-CD2	9.40	127.38	120.80
1	ld	130	TYR	CB-CG-CD1	-9.40	115.36	121.00
1	5g	162	ARG	NE-CZ-NH1	9.40	125.00	120.30
1	a0	197	ASP	CB-CG-OD2	9.40	126.76	118.30
1	dY	32	PHE	CB-CG-CD2	-9.40	114.22	120.80
1	eB	40	PHE	CB-CG-CD1	-9.40	114.22	120.80
1	fQ	145	TYR	CB-CG-CD2	-9.40	115.36	121.00
1	hI	154	ARG	NE-CZ-NH2	9.40	125.00	120.30
1	2x	167	ARG	NE-CZ-NH2	-9.40	115.60	120.30
1	3P	229	ARG	NE-CZ-NH2	-9.40	115.60	120.30
1	9Q	32	PHE	CB-CG-CD1	-9.40	114.22	120.80
1	bw	167	ARG	NE-CZ-NH2	-9.40	115.60	120.30
1	el	163	ASP	CB-CG-OD1	9.40	126.76	118.30
1	eW	168	PHE	CB-CG-CD2	9.40	127.38	120.80
1	iv	229	ARG	NE-CZ-NH1	9.39	125.00	120.30
1	kf	164	TYR	CD1-CG-CD2	9.39	128.24	117.90
1	ix	32	PHE	CB-CG-CD2	9.39	127.38	120.80
1	jq	143	ARG	NE-CZ-NH1	9.39	125.00	120.30
1	5Q	143	ARG	NE-CZ-NH2	9.39	125.00	120.30
1	6x	100	ARG	NE-CZ-NH2	-9.39	115.60	120.30
1	9o	32	PHE	CB-CG-CD2	9.39	127.38	120.80
1	ae	173	ARG	NE-CZ-NH2	9.39	125.00	120.30
1	ap	81	ASP	CB-CG-OD1	9.39	126.75	118.30
1	dj	229	ARG	NE-CZ-NH1	9.39	125.00	120.30
1	dS	164	TYR	CB-CG-CD1	-9.39	115.36	121.00
1	fi	97	ARG	NE-CZ-NH2	-9.39	115.60	120.30
1	g8	161	PHE	CB-CG-CD2	9.39	127.37	120.80
1	5b	229	ARG	NE-CZ-NH2	-9.39	115.60	120.30
1	m	100	ARG	NE-CZ-NH2	-9.39	115.60	120.30
1	1Q	145	TYR	CB-CG-CD2	-9.39	115.37	121.00
1	iM	32	PHE	CB-CG-CD1	-9.39	114.23	120.80
1	iT	163	ASP	CB-CG-OD1	9.39	126.75	118.30
1	jc	132	ARG	NE-CZ-NH2	9.39	125.00	120.30
1	ko	100	ARG	NE-CZ-NH1	9.39	125.00	120.30
1	kt	108	THR	CA-CB-CG2	-9.39	99.25	112.40
1	8c	145	TYR	CB-CG-CD1	-9.39	115.36	121.00
1	16	143	ARG	NE-CZ-NH1	9.39	125.00	120.30
1	1b	40	PHE	CB-CG-CD2	9.39	127.37	120.80

Continued on next page...

Continued from previous page...

Mol	Chain	Res	Type	Atoms	Z	Observed(°)	Ideal(°)
1	eZ	162	ARG	NE-CZ-NH2	-9.39	115.60	120.30
1	fc	169	TYR	CB-CG-CD2	9.39	126.63	121.00
1	fE	130	TYR	CB-CG-CD1	-9.39	115.37	121.00
1	h0	164	TYR	CZ-CE2-CD2	-9.39	111.35	119.80
1	3j	82	ARG	NE-CZ-NH2	-9.39	115.61	120.30
1	hY	103	ASP	CB-CG-OD2	-9.39	109.85	118.30
1	7P	229	ARG	NE-CZ-NH2	-9.39	115.61	120.30
1	cp	167	ARG	NE-CZ-NH1	9.39	124.99	120.30
1	1T	197	ASP	CB-CG-OD2	9.38	126.75	118.30
1	l9	82	ARG	NE-CZ-NH1	9.39	124.99	120.30
1	kE	100	ARG	NE-CZ-NH1	-9.38	115.61	120.30
1	kY	169	TYR	CB-CG-CD2	9.38	126.63	121.00
1	70	162	ARG	NE-CZ-NH1	9.38	124.99	120.30
1	7S	162	ARG	NE-CZ-NH2	-9.38	115.61	120.30
1	ae	229	ARG	NE-CZ-NH1	9.38	124.99	120.30
1	eg	143	ARG	NE-CZ-NH2	-9.38	115.61	120.30
1	R	162	ARG	NE-CZ-NH2	9.38	124.99	120.30
1	gS	154	ARG	NE-CZ-NH1	9.38	124.99	120.30
1	hQ	97	ARG	NE-CZ-NH2	-9.38	115.61	120.30
1	k6	154	ARG	NE-CZ-NH2	-9.38	115.61	120.30
1	kt	82	ARG	NE-CZ-NH2	-9.38	115.61	120.30
1	7a	97	ARG	NE-CZ-NH1	9.38	124.99	120.30
1	8n	97	ARG	NE-CZ-NH2	-9.38	115.61	120.30
1	a5	82	ARG	NE-CZ-NH1	9.38	124.99	120.30
1	gV	130	TYR	CB-CG-CD1	9.38	126.63	121.00
1	hi	97	ARG	NE-CZ-NH1	9.38	124.99	120.30
1	cf	161	PHE	CB-CG-CD2	-9.38	114.23	120.80
1	dX	144	MET	CG-SD-CE	-9.38	85.19	100.20
1	1s	167	ARG	NE-CZ-NH1	9.38	124.99	120.30
1	g0	130	TYR	CB-CG-CD1	9.38	126.63	121.00
1	hr	97	ARG	NE-CZ-NH2	-9.38	115.61	120.30
1	l3	132	ARG	NE-CZ-NH2	-9.38	115.61	120.30
1	5e	18	ARG	NE-CZ-NH2	-9.38	115.61	120.30
1	3g	169	TYR	CB-CG-CD1	-9.38	115.37	121.00
1	8j	185	MET	CG-SD-CE	-9.38	85.19	100.20
1	fF	168	PHE	CB-CG-CD2	9.38	127.36	120.80
1	9F	81	ASP	CB-CG-OD2	-9.38	109.86	118.30
1	ha	173	ARG	NE-CZ-NH1	9.38	124.99	120.30
1	1X	130	TYR	CB-CG-CD1	9.37	126.62	121.00
1	2f	18	ARG	NE-CZ-NH1	9.37	124.99	120.30
1	3p	166	ASP	CB-CG-OD2	9.38	126.74	118.30
1	4l	81	ASP	CB-CG-OD1	-9.38	109.86	118.30

Continued on next page...

Continued from previous page...

Mol	Chain	Res	Type	Atoms	Z	Observed(°)	Ideal(°)
1	8p	197	ASP	CB-CG-OD1	9.38	126.74	118.30
1	ar	143	ARG	NE-CZ-NH1	9.37	124.99	120.30
1	cw	132	ARG	NE-CZ-NH1	9.37	124.99	120.30
1	ld	173	ARG	NE-CZ-NH1	9.37	124.99	120.30
1	2h	229	ARG	NE-CZ-NH2	9.37	124.99	120.30
1	fl	133	TRP	CD1-NE1-CE2	9.37	117.43	109.00
1	fZ	132	ARG	NE-CZ-NH1	9.37	124.98	120.30
1	kd	173	ARG	NE-CZ-NH2	-9.37	115.61	120.30
1	2u	97	ARG	NE-CZ-NH1	9.37	124.98	120.30
1	8Q	229	ARG	NE-CZ-NH2	-9.37	115.62	120.30
1	97	167	ARG	NE-CZ-NH2	-9.37	115.61	120.30
1	lh	173	ARG	NE-CZ-NH2	-9.37	115.62	120.30
1	3k	169	TYR	CB-CG-CD1	-9.37	115.38	121.00
1	5y	154	ARG	NE-CZ-NH2	9.37	124.98	120.30
1	6z	143	ARG	NE-CZ-NH2	-9.37	115.62	120.30
1	10	32	PHE	N-CA-CB	9.37	127.46	110.60
1	at	164	TYR	CB-CG-CD2	9.37	126.62	121.00
1	gd	130	TYR	CB-CG-CD2	-9.37	115.38	121.00
1	5w	154	ARG	NE-CZ-NH2	-9.37	115.62	120.30
1	6k	210	THR	N-CA-CB	9.36	128.09	110.30
1	6S	145	TYR	CB-CG-CD2	9.36	126.62	121.00
1	7T	132	ARG	NE-CZ-NH1	9.36	124.98	120.30
1	dy	152	ASP	CB-CG-OD2	9.36	126.73	118.30
1	gP	40	PHE	CB-CG-CD1	-9.36	114.25	120.80
1	jf	32	PHE	CB-CG-CD2	-9.36	114.25	120.80
1	jL	173	ARG	NE-CZ-NH2	-9.36	115.62	120.30
1	kC	132	ARG	NE-CZ-NH1	9.36	124.98	120.30
1	26	100	ARG	NE-CZ-NH2	-9.36	115.62	120.30
1	5e	154	ARG	NE-CZ-NH1	9.36	124.98	120.30
1	D	164	TYR	CB-CG-CD1	9.36	126.62	121.00
1	dL	145	TYR	CB-CG-CD2	9.36	126.62	121.00
1	u	18	ARG	NE-CZ-NH2	-9.36	115.62	120.30
1	F	40	PHE	CB-CG-CD1	-9.36	114.25	120.80
1	gF	214	MET	CG-SD-CE	-9.36	85.22	100.20
1	hQ	82	ARG	NE-CZ-NH1	9.36	124.98	120.30
1	kM	143	ARG	NE-CZ-NH1	9.36	124.98	120.30
1	l3	82	ARG	NE-CZ-NH1	9.36	124.98	120.30
1	6	173	ARG	NE-CZ-NH1	9.36	124.98	120.30
1	lg	173	ARG	NE-CZ-NH1	9.36	124.98	120.30
1	29	229	ARG	NE-CZ-NH2	9.36	124.98	120.30
1	ai	117	TRP	CB-CG-CD1	-9.36	114.83	127.00
1	aO	130	TYR	CB-CG-CD2	9.36	126.61	121.00

Continued on next page...

Continued from previous page...

Mol	Chain	Res	Type	Atoms	Z	Observed(°)	Ideal(°)
1	e8	162	ARG	NE-CZ-NH1	9.36	124.98	120.30
1	fj	130	TYR	CZ-CE2-CD2	9.36	128.22	119.80
1	4o	161	PHE	CB-CG-CD2	9.36	127.35	120.80
1	9t	164	TYR	CB-CG-CD1	-9.36	115.39	121.00
1	ed	132	ARG	NE-CZ-NH2	9.36	124.98	120.30
1	L	82	ARG	NE-CZ-NH2	-9.36	115.62	120.30
1	2R	161	PHE	CB-CG-CD2	9.35	127.35	120.80
1	2U	169	TYR	CB-CG-CD1	-9.35	115.39	121.00
1	5p	82	ARG	NE-CZ-NH2	9.35	124.98	120.30
1	bQ	154	ARG	NE-CZ-NH1	9.35	124.98	120.30
1	3f	40	PHE	CB-CG-CD2	-9.35	114.25	120.80
1	4X	18	ARG	NE-CZ-NH2	-9.35	115.62	120.30
1	85	143	ARG	NE-CZ-NH2	-9.35	115.62	120.30
1	aJ	18	ARG	NE-CZ-NH1	9.35	124.98	120.30
1	aR	145	TYR	CB-CG-CD2	-9.35	115.39	121.00
1	cp	154	ARG	NE-CZ-NH1	9.35	124.98	120.30
1	jB	164	TYR	CB-CG-CD2	-9.35	115.39	121.00
1	jD	154	ARG	NE-CZ-NH1	9.35	124.97	120.30
1	2I	40	PHE	CB-CG-CD1	-9.35	114.26	120.80
1	fy	97	ARG	NE-CZ-NH2	9.35	124.97	120.30
1	j3	167	ARG	NE-CZ-NH1	9.35	124.97	120.30
1	ls	229	ARG	NE-CZ-NH2	9.35	124.97	120.30
1	2x	132	ARG	NE-CZ-NH2	-9.35	115.63	120.30
1	bN	167	ARG	NE-CZ-NH1	9.35	124.97	120.30
1	dq	130	TYR	CD1-CE1-CZ	9.35	128.21	119.80
1	29	229	ARG	NE-CZ-NH1	9.35	124.97	120.30
1	5N	97	ARG	NE-CZ-NH2	-9.35	115.63	120.30
1	am	143	ARG	NE-CZ-NH1	9.35	124.97	120.30
1	bq	162	ARG	NH1-CZ-NH2	-9.35	109.12	119.40
1	cq	164	TYR	CB-CG-CD1	-9.35	115.39	121.00
1	1w	132	ARG	NE-CZ-NH1	-9.35	115.63	120.30
1	lg	130	TYR	CB-CG-CD2	-9.34	115.39	121.00
1	lq	169	TYR	CB-CG-CD2	9.34	126.61	121.00
1	1F	132	ARG	NE-CZ-NH2	-9.34	115.63	120.30
1	ju	132	ARG	NE-CZ-NH2	-9.34	115.63	120.30
1	3k	97	ARG	NE-CZ-NH1	9.34	124.97	120.30
1	9g	169	TYR	CB-CG-CD2	9.34	126.61	121.00
1	dF	167	ARG	NE-CZ-NH1	9.34	124.97	120.30
1	7O	97	ARG	NE-CZ-NH2	-9.34	115.63	120.30
1	9a	18	ARG	NE-CZ-NH2	-9.34	115.63	120.30
1	a4	173	ARG	NE-CZ-NH1	9.34	124.97	120.30
1	P	229	ARG	NE-CZ-NH2	-9.34	115.63	120.30

Continued on next page...

Continued from previous page...

Mol	Chain	Res	Type	Atoms	Z	Observed(°)	Ideal(°)
1	gu	161	PHE	CB-CG-CD2	-9.34	114.26	120.80
1	j2	168	PHE	CB-CG-CD2	9.34	127.34	120.80
1	lG	100	ARG	NE-CZ-NH1	9.34	124.97	120.30
1	4A	100	ARG	NE-CZ-NH1	9.34	124.97	120.30
1	4E	143	ARG	NH1-CZ-NH2	-9.34	109.13	119.40
1	8t	100	ARG	NE-CZ-NH1	9.34	124.97	120.30
1	8m	145	TYR	CB-CG-CD2	9.34	126.60	121.00
1	15	161	PHE	CB-CG-CD2	9.34	127.33	120.80
1	bG	152	ASP	CB-CG-OD1	-9.34	109.90	118.30
1	cL	31	ALA	CB-CA-C	9.34	124.10	110.10
1	eE	144	MET	CG-SD-CE	-9.34	85.26	100.20
1	lE	82	ARG	NE-CZ-NH1	9.33	124.97	120.30
1	1J	145	TYR	CB-CG-CD1	9.33	126.60	121.00
1	lp	173	ARG	NE-CZ-NH2	-9.33	115.63	120.30
1	2B	164	TYR	CB-CG-CD1	-9.33	115.40	121.00
1	eD	173	ARG	NE-CZ-NH2	-9.33	115.63	120.30
1	3	229	ARG	NE-CZ-NH2	9.33	124.97	120.30
1	gN	145	TYR	CB-CG-CD1	-9.33	115.40	121.00
1	gU	163	ASP	CB-CG-OD1	9.33	126.70	118.30
1	ky	164	TYR	CB-CG-CD2	-9.33	115.40	121.00
1	kJ	97	ARG	NE-CZ-NH2	9.33	124.97	120.30
1	2C	154	ARG	NE-CZ-NH1	9.33	124.97	120.30
1	3x	82	ARG	NE-CZ-NH1	9.33	124.97	120.30
1	4L	40	PHE	CB-CG-CD2	-9.33	114.27	120.80
1	g3	143	ARG	NE-CZ-NH1	9.33	124.97	120.30
1	kk	145	TYR	CB-CG-CD2	-9.33	115.40	121.00
1	aA	97	ARG	NE-CZ-NH1	9.33	124.97	120.30
1	b0	229	ARG	NE-CZ-NH1	9.33	124.97	120.30
1	1k	167	ARG	NH1-CZ-NH2	-9.33	109.14	119.40
1	eO	167	ARG	NE-CZ-NH1	9.33	124.97	120.30
1	gh	152	ASP	CB-CG-OD1	-9.33	109.91	118.30
1	3i	100	ARG	NE-CZ-NH1	9.33	124.96	120.30
1	76	132	ARG	NE-CZ-NH2	-9.33	115.64	120.30
1	9G	100	ARG	NE-CZ-NH2	-9.33	115.64	120.30
1	a5	145	TYR	CB-CG-CD2	9.33	126.60	121.00
1	fD	18	ARG	NE-CZ-NH2	-9.33	115.64	120.30
1	4W	152	ASP	CB-CG-OD1	9.32	126.69	118.30
1	gi	143	ARG	NE-CZ-NH1	9.32	124.96	120.30
1	gX	145	TYR	CB-CG-CD1	-9.32	115.41	121.00
1	3E	175	GLU	OE1-CD-OE2	-9.32	112.11	123.30
1	8x	162	ARG	NE-CZ-NH2	-9.32	115.64	120.30
1	iA	154	ARG	NE-CZ-NH1	9.32	124.96	120.30

Continued on next page...

Continued from previous page...

Mol	Chain	Res	Type	Atoms	Z	Observed(°)	Ideal(°)
1	3K	154	ARG	NE-CZ-NH2	-9.32	115.64	120.30
1	42	173	ARG	NE-CZ-NH1	9.32	124.96	120.30
1	bk	130	TYR	CB-CG-CD2	-9.32	115.41	121.00
1	gO	164	TYR	CB-CG-CD2	-9.32	115.41	121.00
1	hg	167	ARG	NE-CZ-NH1	9.32	124.96	120.30
1	5V	162	ARG	NE-CZ-NH1	9.32	124.96	120.30
1	jF	82	ARG	NE-CZ-NH1	9.32	124.96	120.30
1	l0	154	ARG	NE-CZ-NH2	-9.32	115.64	120.30
1	l3	164	TYR	CB-CG-CD1	-9.32	115.41	121.00
1	la	143	ARG	NE-CZ-NH1	9.32	124.96	120.30
1	2l	132	ARG	NE-CZ-NH1	9.32	124.96	120.30
1	2P	161	PHE	CB-CG-CD2	9.32	127.32	120.80
1	4A	82	ARG	NE-CZ-NH1	9.32	124.96	120.30
1	fE	154	ARG	NE-CZ-NH2	-9.32	115.64	120.30
1	87	169	TYR	CB-CG-CD2	-9.32	115.41	121.00
1	8h	229	ARG	NE-CZ-NH2	-9.32	115.64	120.30
1	hi	10	MET	CG-SD-CE	-9.31	85.30	100.20
1	kq	143	ARG	NE-CZ-NH1	9.31	124.96	120.30
1	3u	100	ARG	NE-CZ-NH1	9.31	124.96	120.30
1	81	173	ARG	NE-CZ-NH1	9.31	124.96	120.30
1	ii	100	ARG	NE-CZ-NH1	9.31	124.96	120.30
1	3B	18	ARG	NE-CZ-NH2	-9.31	115.64	120.30
1	e4	51	ASP	CB-CG-OD1	-9.31	109.92	118.30
1	6b	154	ARG	NE-CZ-NH1	9.31	124.96	120.30
1	2c	132	ARG	NE-CZ-NH2	9.31	124.96	120.30
1	35	143	ARG	NE-CZ-NH2	-9.31	115.64	120.30
1	46	169	TYR	CB-CG-CD1	-9.31	115.41	121.00
1	7u	97	ARG	NE-CZ-NH2	9.31	124.96	120.30
1	gh	40	PHE	CB-CG-CD1	9.31	127.32	120.80
1	lf	152	ASP	CB-CG-OD2	9.31	126.68	118.30
1	aE	130	TYR	CG-CD1-CE1	-9.31	113.85	121.30
1	aP	82	ARG	NE-CZ-NH1	9.31	124.95	120.30
1	b9	108	THR	CA-CB-CG2	-9.31	99.36	112.40
1	bf	100	ARG	NE-CZ-NH1	9.31	124.95	120.30
1	c5	100	ARG	NE-CZ-NH1	9.31	124.95	120.30
1	4n	167	ARG	NE-CZ-NH2	-9.31	115.65	120.30
1	gF	145	TYR	CB-CG-CD2	9.31	126.58	121.00
1	2s	97	ARG	NE-CZ-NH1	9.31	124.95	120.30
1	6f	145	TYR	CB-CG-CD1	-9.31	115.42	121.00
1	bm	169	TYR	CB-CG-CD1	9.31	126.58	121.00
1	ki	154	ARG	NE-CZ-NH1	9.31	124.95	120.30
1	4d	100	ARG	NE-CZ-NH2	-9.31	115.65	120.30

Continued on next page...

Continued from previous page...

Mol	Chain	Res	Type	Atoms	Z	Observed(°)	Ideal(°)
1	4j	145	TYR	CB-CG-CD1	-9.31	115.42	121.00
1	8O	103	ASP	CB-CG-OD2	9.30	126.67	118.30
1	aC	162	ARG	NE-CZ-NH2	-9.31	115.65	120.30
1	9G	164	TYR	CB-CG-CD2	-9.30	115.42	121.00
1	ep	10	MET	CG-SD-CE	-9.30	85.31	100.20
1	fa	197	ASP	CB-CG-OD1	-9.31	109.92	118.30
1	fB	154	ARG	NE-CZ-NH2	9.30	124.95	120.30
1	aq	167	ARG	NE-CZ-NH2	-9.30	115.65	120.30
1	g6	173	ARG	NE-CZ-NH1	9.30	124.95	120.30
1	k	154	ARG	NH1-CZ-NH2	-9.30	109.17	119.40
1	1W	40	PHE	CB-CG-CD2	-9.30	114.29	120.80
1	la	169	TYR	CB-CG-CD1	9.30	126.58	121.00
1	hc	82	ARG	NE-CZ-NH1	9.30	124.95	120.30
1	ii	145	TYR	CB-CG-CD2	-9.30	115.42	121.00
1	aP	154	ARG	NE-CZ-NH2	-9.30	115.65	120.30
1	bt	100	ARG	NE-CZ-NH1	9.30	124.95	120.30
1	e5	18	ARG	NE-CZ-NH2	-9.30	115.65	120.30
1	fh	82	ARG	NE-CZ-NH1	9.30	124.95	120.30
1	bD	229	ARG	NE-CZ-NH1	9.30	124.95	120.30
1	1Q	167	ARG	NE-CZ-NH2	-9.30	115.65	120.30
1	3g	82	ARG	NE-CZ-NH1	9.30	124.95	120.30
1	af	100	ARG	NE-CZ-NH1	9.30	124.95	120.30
1	cT	82	ARG	NE-CZ-NH2	-9.30	115.65	120.30
1	kg	167	ARG	NE-CZ-NH1	9.30	124.95	120.30
1	7l	143	ARG	NE-CZ-NH1	9.30	124.95	120.30
1	af	143	ARG	NE-CZ-NH2	-9.30	115.65	120.30
1	ey	154	ARG	NE-CZ-NH1	9.30	124.95	120.30
1	fF	145	TYR	CB-CG-CD2	-9.30	115.42	121.00
1	z	143	ARG	NE-CZ-NH2	-9.30	115.65	120.30
1	1S	162	ARG	NE-CZ-NH2	-9.30	115.65	120.30
1	3x	96	MET	CG-SD-CE	-9.30	85.33	100.20
1	56	173	ARG	NE-CZ-NH1	9.30	124.95	120.30
1	5W	173	ARG	NE-CZ-NH1	9.30	124.95	120.30
1	76	169	TYR	CB-CG-CD1	9.30	126.58	121.00
1	7q	39	MET	CG-SD-CE	-9.29	85.33	100.20
1	7y	229	ARG	NE-CZ-NH1	9.30	124.95	120.30
1	9i	88	ALA	N-CA-CB	-9.29	97.09	110.10
1	9F	81	ASP	CB-CG-OD1	9.29	126.67	118.30
1	ek	82	ARG	NE-CZ-NH1	9.29	124.95	120.30
1	li	229	ARG	NE-CZ-NH1	-9.29	115.65	120.30
1	cp	162	ARG	NE-CZ-NH2	-9.29	115.65	120.30
1	fy	229	ARG	NE-CZ-NH2	9.29	124.95	120.30

Continued on next page...

Continued from previous page...

Mol	Chain	Res	Type	Atoms	Z	Observed(°)	Ideal(°)
1	jC	168	PHE	CB-CG-CD1	-9.29	114.30	120.80
1	2o	162	ARG	NE-CZ-NH1	9.29	124.94	120.30
1	2o	173	ARG	NE-CZ-NH1	9.29	124.95	120.30
1	5p	82	ARG	NE-CZ-NH1	-9.29	115.65	120.30
1	9l	18	ARG	NE-CZ-NH1	9.29	124.95	120.30
1	6Z	100	ARG	NE-CZ-NH1	9.29	124.94	120.30
1	7m	145	TYR	CB-CG-CD1	9.29	126.57	121.00
1	9Q	97	ARG	NE-CZ-NH2	9.29	124.94	120.30
1	ci	167	ARG	NE-CZ-NH2	-9.29	115.66	120.30
1	in	173	ARG	NE-CZ-NH2	-9.28	115.66	120.30
1	lt	167	ARG	NE-CZ-NH2	-9.29	115.66	120.30
1	8g	164	TYR	CB-CG-CD2	9.29	126.57	121.00
1	aS	173	ARG	NE-CZ-NH1	9.28	124.94	120.30
1	fh	162	ARG	NE-CZ-NH1	9.28	124.94	120.30
1	kh	82	ARG	NE-CZ-NH2	-9.28	115.66	120.30
1	2M	143	ARG	NE-CZ-NH1	9.28	124.94	120.30
1	36	97	ARG	NE-CZ-NH1	9.28	124.94	120.30
1	8W	143	ARG	NE-CZ-NH1	9.28	124.94	120.30
1	13	18	ARG	NE-CZ-NH1	9.28	124.94	120.30
1	1a	18	ARG	NE-CZ-NH1	9.28	124.94	120.30
1	cb	173	ARG	NE-CZ-NH1	9.28	124.94	120.30
1	cd	145	TYR	CB-CG-CD1	-9.28	115.43	121.00
1	fk	82	ARG	NE-CZ-NH2	-9.28	115.66	120.30
1	1R	18	ARG	NE-CZ-NH1	9.28	124.94	120.30
1	2F	144	MET	CG-SD-CE	-9.28	85.35	100.20
1	kY	173	ARG	NE-CZ-NH1	9.28	124.94	120.30
1	7K	132	ARG	NE-CZ-NH2	-9.28	115.66	120.30
1	8h	173	ARG	NE-CZ-NH2	-9.28	115.66	120.30
1	eQ	154	ARG	NE-CZ-NH1	9.28	124.94	120.30
1	N	97	ARG	NE-CZ-NH2	-9.28	115.66	120.30
1	ga	154	ARG	NE-CZ-NH1	9.28	124.94	120.30
1	jT	164	TYR	CB-CG-CD1	-9.28	115.43	121.00
1	3n	82	ARG	NE-CZ-NH2	-9.28	115.66	120.30
1	ct	229	ARG	NE-CZ-NH2	-9.28	115.66	120.30
1	iY	154	ARG	NH1-CZ-NH2	-9.28	109.20	119.40
1	jb	100	ARG	NE-CZ-NH2	9.28	124.94	120.30
1	jg	145	TYR	CB-CG-CD1	9.28	126.57	121.00
1	jU	32	PHE	CB-CG-CD2	-9.28	114.31	120.80
1	7S	173	ARG	NH1-CZ-NH2	-9.28	109.19	119.40
1	aJ	229	ARG	NE-CZ-NH1	9.28	124.94	120.30
1	bH	162	ARG	NE-CZ-NH1	9.28	124.94	120.30
1	li	82	ARG	NE-CZ-NH1	9.28	124.94	120.30

Continued on next page...

Continued from previous page...

Mol	Chain	Res	Type	Atoms	Z	Observed(°)	Ideal(°)
1	dd	66	MET	CG-SD-CE	-9.28	85.36	100.20
1	T	184	TRP	CB-CG-CD1	-9.28	114.94	127.00
1	kZ	97	ARG	NE-CZ-NH2	9.27	124.94	120.30
1	2r	154	ARG	NE-CZ-NH1	9.27	124.94	120.30
1	2Z	82	ARG	NH1-CZ-NH2	-9.27	109.20	119.40
1	eb	166	ASP	CB-CG-OD1	9.27	126.65	118.30
1	gz	82	ARG	NE-CZ-NH1	9.27	124.94	120.30
1	j5	82	ARG	NE-CZ-NH1	9.27	124.94	120.30
1	k5	164	TYR	CB-CG-CD1	-9.27	115.44	121.00
1	lF	167	ARG	NE-CZ-NH2	-9.27	115.67	120.30
1	2o	81	ASP	CB-CG-OD2	-9.27	109.95	118.30
1	6i	154	ARG	NE-CZ-NH1	9.27	124.94	120.30
1	6Q	229	ARG	NE-CZ-NH2	-9.27	115.66	120.30
1	8u	18	ARG	NE-CZ-NH1	9.27	124.94	120.30
1	9F	100	ARG	NE-CZ-NH1	9.27	124.94	120.30
1	ct	162	ARG	NE-CZ-NH2	-9.27	115.66	120.30
1	fF	210	THR	CA-CB-CG2	-9.27	99.42	112.40
1	g2	169	TYR	CB-CG-CD2	-9.27	115.44	121.00
1	hA	173	ARG	NE-CZ-NH1	9.27	124.94	120.30
1	kr	143	ARG	NE-CZ-NH2	-9.27	115.67	120.30
1	39	107	THR	CA-CB-CG2	-9.27	99.42	112.40
1	fx	97	ARG	NE-CZ-NH1	9.27	124.94	120.30
1	3i	145	TYR	CB-CG-CD1	9.27	126.56	121.00
1	5e	186	THR	CA-CB-CG2	-9.27	99.42	112.40
1	5t	82	ARG	NE-CZ-NH2	-9.27	115.67	120.30
1	9s	133	TRP	CB-CG-CD2	-9.27	114.55	126.60
1	a9	130	TYR	CB-CG-CD1	9.27	126.56	121.00
1	1h	163	ASP	CB-CG-OD1	9.27	126.64	118.30
1	gQ	100	ARG	NE-CZ-NH1	9.27	124.93	120.30
1	hh	164	TYR	CB-CG-CD2	-9.27	115.44	121.00
1	iH	229	ARG	NE-CZ-NH1	9.27	124.93	120.30
1	iV	173	ARG	NE-CZ-NH2	-9.27	115.67	120.30
1	kD	130	TYR	CB-CG-CD1	9.27	126.56	121.00
1	7H	97	ARG	NE-CZ-NH1	9.27	124.93	120.30
1	7Q	168	PHE	CB-CG-CD2	-9.27	114.31	120.80
1	b4	18	ARG	NE-CZ-NH1	9.27	124.93	120.30
1	bO	164	TYR	CB-CG-CD1	9.27	126.56	121.00
1	ix	162	ARG	NE-CZ-NH1	-9.27	115.67	120.30
1	8K	100	ARG	NE-CZ-NH2	-9.27	115.67	120.30
1	P	161	PHE	CB-CG-CD1	-9.27	114.31	120.80
1	hR	174	ALA	N-CA-CB	-9.26	97.13	110.10
1	j1	145	TYR	CB-CG-CD2	-9.26	115.44	121.00

Continued on next page...

Continued from previous page...

Mol	Chain	Res	Type	Atoms	Z	Observed(°)	Ideal(°)
1	kl	97	ARG	NE-CZ-NH2	-9.26	115.67	120.30
1	6K	97	ARG	NE-CZ-NH1	9.26	124.93	120.30
1	e	68	MET	CG-SD-CE	-9.26	85.38	100.20
1	dd	197	ASP	CB-CG-OD2	9.26	126.64	118.30
1	fG	100	ARG	NE-CZ-NH2	-9.26	115.67	120.30
1	z	169	TYR	CB-CG-CD2	9.26	126.56	121.00
1	ga	167	ARG	NE-CZ-NH1	9.26	124.93	120.30
1	kC	130	TYR	CB-CG-CD2	-9.26	115.44	121.00
1	kN	143	ARG	NE-CZ-NH1	9.26	124.93	120.30
1	ac	169	TYR	CB-CG-CD2	-9.26	115.44	121.00
1	ji	145	TYR	CB-CG-CD1	-9.26	115.44	121.00
1	k7	169	TYR	CB-CG-CD2	-9.26	115.44	121.00
1	bP	169	TYR	CB-CG-CD2	-9.26	115.44	121.00
1	53	132	ARG	NE-CZ-NH1	9.26	124.93	120.30
1	7o	132	ARG	NE-CZ-NH2	9.26	124.93	120.30
1	8t	100	ARG	NE-CZ-NH2	-9.26	115.67	120.30
1	bv	167	ARG	NE-CZ-NH2	-9.26	115.67	120.30
1	hf	143	ARG	NE-CZ-NH1	9.26	124.93	120.30
1	iS	130	TYR	CB-CG-CD2	-9.26	115.44	121.00
1	l4	169	TYR	CG-CD2-CE2	9.26	128.71	121.30
1	3x	18	ARG	NE-CZ-NH1	9.26	124.93	120.30
1	aX	173	ARG	NE-CZ-NH1	9.26	124.93	120.30
1	bX	166	ASP	CB-CG-OD1	9.26	126.63	118.30
1	lw	143	ARG	NE-CZ-NH1	9.26	124.93	120.30
1	fX	143	ARG	NE-CZ-NH2	-9.26	115.67	120.30
1	0	154	ARG	NH1-CZ-NH2	-9.26	109.22	119.40
1	D	185	MET	CG-SD-CE	-9.26	85.39	100.20
1	hZ	167	ARG	NE-CZ-NH2	9.26	124.93	120.30
1	io	100	ARG	NE-CZ-NH2	-9.26	115.67	120.30
1	2b	144	MET	CG-SD-CE	-9.26	85.39	100.20
1	2O	143	ARG	NE-CZ-NH2	-9.26	115.67	120.30
1	4V	130	TYR	CB-CG-CD2	-9.26	115.45	121.00
1	7b	229	ARG	NE-CZ-NH1	9.26	124.93	120.30
1	7N	97	ARG	NE-CZ-NH2	-9.26	115.67	120.30
1	df	154	ARG	NE-CZ-NH2	9.26	124.93	120.30
1	dO	97	ARG	NE-CZ-NH2	9.26	124.93	120.30
1	fl	100	ARG	NE-CZ-NH2	-9.26	115.67	120.30
1	jm	173	ARG	NE-CZ-NH1	9.25	124.93	120.30
1	6f	167	ARG	NE-CZ-NH1	9.25	124.93	120.30
1	c8	97	ARG	NE-CZ-NH2	-9.25	115.67	120.30
1	e6	173	ARG	NE-CZ-NH1	9.25	124.93	120.30
1	hq	132	ARG	NE-CZ-NH2	-9.25	115.67	120.30

Continued on next page...

Continued from previous page...

Mol	Chain	Res	Type	Atoms	Z	Observed(°)	Ideal(°)
1	4V	130	TYR	CB-CG-CD1	9.25	126.55	121.00
1	7V	216	THR	CA-CB-CG2	-9.25	99.45	112.40
1	85	152	ASP	CB-CG-OD2	-9.25	109.98	118.30
1	18	162	ARG	NE-CZ-NH1	9.25	124.92	120.30
1	cr	154	ARG	NE-CZ-NH1	9.25	124.92	120.30
1	df	162	ARG	NE-CZ-NH1	9.25	124.92	120.30
1	eZ	97	ARG	NE-CZ-NH1	9.25	124.92	120.30
1	1T	97	ARG	NE-CZ-NH1	-9.25	115.68	120.30
1	5S	97	ARG	NE-CZ-NH1	9.25	124.92	120.30
1	1Z	173	ARG	NE-CZ-NH2	-9.25	115.68	120.30
1	2X	18	ARG	NE-CZ-NH2	-9.25	115.68	120.30
1	3e	204	ALA	N-CA-CB	-9.25	97.15	110.10
1	3k	143	ARG	NE-CZ-NH1	9.25	124.92	120.30
1	8Z	229	ARG	NE-CZ-NH2	9.25	124.92	120.30
1	41	154	ARG	NE-CZ-NH1	-9.25	115.68	120.30
1	9w	173	ARG	NE-CZ-NH2	-9.25	115.68	120.30
1	dq	82	ARG	NE-CZ-NH1	9.25	124.92	120.30
1	eD	164	TYR	CB-CG-CD1	9.25	126.55	121.00
1	A	97	ARG	NE-CZ-NH2	9.25	124.92	120.30
1	i7	97	ARG	NE-CZ-NH2	-9.24	115.68	120.30
1	2L	100	ARG	NH1-CZ-NH2	-9.24	109.23	119.40
1	dF	40	PHE	CB-CG-CD1	-9.24	114.33	120.80
1	1m	82	ARG	NE-CZ-NH2	-9.24	115.68	120.30
1	h8	100	ARG	NE-CZ-NH2	9.24	124.92	120.30
1	hp	103	ASP	CB-CG-OD1	9.24	126.62	118.30
1	5e	167	ARG	NE-CZ-NH1	9.24	124.92	120.30
1	60	173	ARG	NE-CZ-NH2	-9.24	115.68	120.30
1	fJ	23	TRP	CB-CG-CD1	-9.24	114.98	127.00
1	9e	168	PHE	CB-CG-CD1	9.24	127.27	120.80
1	eT	214	MET	CG-SD-CE	9.24	114.99	100.20
1	K	145	TYR	CB-CG-CD1	-9.24	115.45	121.00
1	h7	40	PHE	CB-CG-CD1	-9.24	114.33	120.80
1	2q	168	PHE	CB-CG-CD1	-9.24	114.33	120.80
1	74	18	ARG	NE-CZ-NH2	-9.24	115.68	120.30
1	ih	32	PHE	CB-CG-CD2	9.24	127.27	120.80
1	iW	18	ARG	NE-CZ-NH2	-9.24	115.68	120.30
1	jb	161	PHE	CB-CG-CD2	9.24	127.27	120.80
1	20	132	ARG	NE-CZ-NH1	9.24	124.92	120.30
1	ar	97	ARG	NE-CZ-NH2	-9.24	115.68	120.30
1	73	145	TYR	CB-CG-CD2	-9.24	115.46	121.00
1	bb	97	ARG	NE-CZ-NH2	9.24	124.92	120.30
1	c8	167	ARG	NE-CZ-NH2	-9.24	115.68	120.30

Continued on next page...

Continued from previous page...

Mol	Chain	Res	Type	Atoms	Z	Observed(°)	Ideal(°)
1	dP	143	ARG	NE-CZ-NH2	-9.24	115.68	120.30
1	lq	173	ARG	NE-CZ-NH1	9.24	124.92	120.30
1	hD	143	ARG	NE-CZ-NH2	-9.24	115.68	120.30
1	iR	184	TRP	CD1-CG-CD2	-9.24	98.91	106.30
1	lG	18	ARG	NE-CZ-NH2	-9.24	115.68	120.30
1	74	82	ARG	NE-CZ-NH2	-9.24	115.68	120.30
1	jH	154	ARG	NE-CZ-NH2	-9.23	115.68	120.30
1	kI	143	ARG	NE-CZ-NH1	9.23	124.92	120.30
1	fG	51	ASP	CB-CG-OD2	9.23	126.61	118.30
1	jJ	173	ARG	NE-CZ-NH1	9.23	124.92	120.30
1	kb	82	ARG	NE-CZ-NH2	-9.23	115.68	120.30
1	dw	143	ARG	NE-CZ-NH1	9.23	124.92	120.30
1	M	213	GLU	OE1-CD-OE2	-9.23	112.22	123.30
1	j0	169	TYR	CB-CG-CD2	9.23	126.54	121.00
1	4H	161	PHE	CB-CG-CD1	-9.23	114.34	120.80
1	cX	154	ARG	NE-CZ-NH2	-9.23	115.68	120.30
1	jP	82	ARG	NE-CZ-NH2	9.23	124.92	120.30
1	l8	97	ARG	NE-CZ-NH1	9.23	124.92	120.30
1	bb	32	PHE	CB-CG-CD2	9.23	127.26	120.80
1	r	130	TYR	CB-CG-CD1	9.23	126.54	121.00
1	gN	133	TRP	CB-CG-CD2	-9.23	114.60	126.60
1	kf	164	TYR	CG-CD1-CE1	-9.23	113.92	121.30
1	d0	168	PHE	CB-CG-CD2	-9.23	114.34	120.80
1	i9	32	PHE	CB-CG-CD1	9.23	127.26	120.80
1	iA	229	ARG	NE-CZ-NH1	9.23	124.91	120.30
1	au	97	ARG	NH1-CZ-NH2	-9.23	109.25	119.40
1	fG	162	ARG	NE-CZ-NH2	9.23	124.91	120.30
1	27	168	PHE	CB-CG-CD1	-9.23	114.34	120.80
1	6n	40	PHE	CB-CG-CD1	9.23	127.26	120.80
1	de	143	ARG	NE-CZ-NH1	9.23	124.91	120.30
1	g4	130	TYR	CB-CG-CD2	-9.23	115.46	121.00
1	gb	173	ARG	NE-CZ-NH2	-9.22	115.69	120.30
1	gZ	173	ARG	NE-CZ-NH1	9.22	124.91	120.30
1	5P	18	ARG	NE-CZ-NH2	9.22	124.91	120.30
1	la	145	TYR	CB-CG-CD1	9.22	126.53	121.00
1	r	145	TYR	CB-CG-CD1	-9.22	115.47	121.00
1	iA	154	ARG	NH1-CZ-NH2	-9.22	109.26	119.40
1	4B	100	ARG	NE-CZ-NH2	-9.22	115.69	120.30
1	t	18	ARG	NE-CZ-NH1	9.22	124.91	120.30
1	gB	100	ARG	NE-CZ-NH1	9.22	124.91	120.30
1	gJ	143	ARG	NE-CZ-NH2	-9.22	115.69	120.30
1	c2	130	TYR	CB-CG-CD2	-9.22	115.47	121.00

Continued on next page...

Continued from previous page...

Mol	Chain	Res	Type	Atoms	Z	Observed(°)	Ideal(°)
1	K	143	ARG	NE-CZ-NH1	9.22	124.91	120.30
1	hA	132	ARG	NE-CZ-NH1	9.22	124.91	120.30
1	iM	143	ARG	NE-CZ-NH2	9.22	124.91	120.30
1	7f	168	PHE	CB-CG-CD1	9.22	127.25	120.80
1	6Q	18	ARG	NH1-CZ-NH2	-9.22	109.26	119.40
1	8P	100	ARG	NE-CZ-NH2	-9.22	115.69	120.30
1	bg	143	ARG	NE-CZ-NH2	-9.22	115.69	120.30
1	bE	18	ARG	NE-CZ-NH1	9.22	124.91	120.30
1	hC	145	TYR	CB-CG-CD1	-9.21	115.47	121.00
1	iY	143	ARG	NE-CZ-NH2	-9.22	115.69	120.30
1	20	173	ARG	NE-CZ-NH2	-9.22	115.69	120.30
1	kw	154	ARG	NE-CZ-NH1	9.22	124.91	120.30
1	lB	173	ARG	NE-CZ-NH2	-9.21	115.69	120.30
1	3s	100	ARG	NE-CZ-NH1	9.22	124.91	120.30
1	4w	100	ARG	NE-CZ-NH1	9.22	124.91	120.30
1	5a	229	ARG	NE-CZ-NH1	9.21	124.91	120.30
1	74	145	TYR	CB-CG-CD2	9.21	126.53	121.00
1	7b	103	ASP	CB-CG-OD2	-9.21	110.01	118.30
1	7K	18	ARG	NE-CZ-NH1	9.22	124.91	120.30
1	7O	162	ARG	NE-CZ-NH1	9.22	124.91	120.30
1	9y	145	TYR	CB-CG-CD1	9.22	126.53	121.00
1	ax	161	PHE	CB-CG-CD1	-9.22	114.35	120.80
1	16	82	ARG	NE-CZ-NH2	-9.21	115.69	120.30
1	cW	154	ARG	NE-CZ-NH2	9.21	124.91	120.30
1	e3	164	TYR	CB-CG-CD2	-9.21	115.47	121.00
1	f8	167	ARG	NH1-CZ-NH2	-9.21	109.26	119.40
1	fZ	162	ARG	NE-CZ-NH1	-9.22	115.69	120.30
1	2C	144	MET	CG-SD-CE	-9.21	85.46	100.20
1	cx	100	ARG	NE-CZ-NH1	9.21	124.91	120.30
1	eM	132	ARG	NE-CZ-NH1	9.21	124.91	120.30
1	hR	10	MET	CG-SD-CE	-9.21	85.46	100.20
1	hW	44	SER	N-CA-CB	9.21	124.31	110.50
1	i6	143	ARG	NH1-CZ-NH2	-9.21	109.27	119.40
1	6X	164	TYR	CB-CG-CD1	9.21	126.53	121.00
1	8k	229	ARG	NE-CZ-NH1	9.21	124.91	120.30
1	iz	103	ASP	CB-CG-OD1	9.21	126.59	118.30
1	6L	133	TRP	CB-CG-CD1	9.21	138.97	127.00
1	3E	173	ARG	NE-CZ-NH1	9.21	124.91	120.30
1	gw	167	ARG	NE-CZ-NH2	-9.21	115.70	120.30
1	hH	143	ARG	NE-CZ-NH2	-9.21	115.70	120.30
1	kQ	18	ARG	NE-CZ-NH2	-9.21	115.70	120.30
1	7B	164	TYR	CB-CG-CD1	9.21	126.53	121.00

Continued on next page...

Continued from previous page...

Mol	Chain	Res	Type	Atoms	Z	Observed(°)	Ideal(°)
1	9I	197	ASP	CB-CG-OD1	-9.21	110.01	118.30
1	gc	132	ARG	NE-CZ-NH2	-9.21	115.70	120.30
1	5X	103	ASP	CB-CG-OD1	9.21	126.59	118.30
1	en	169	TYR	CZ-CE2-CD2	-9.21	111.51	119.80
1	1D	100	ARG	NH1-CZ-NH2	-9.20	109.28	119.40
1	h9	132	ARG	NE-CZ-NH1	9.20	124.90	120.30
1	hs	162	ARG	NE-CZ-NH2	-9.20	115.70	120.30
1	fh	66	MET	CG-SD-CE	-9.20	85.47	100.20
1	57	169	TYR	CB-CG-CD1	9.20	126.52	121.00
1	db	100	ARG	NE-CZ-NH2	-9.20	115.70	120.30
1	i5	82	ARG	NE-CZ-NH1	9.20	124.90	120.30
1	34	130	TYR	CB-CG-CD2	-9.20	115.48	121.00
1	73	166	ASP	CB-CG-OD2	9.20	126.58	118.30
1	9q	143	ARG	NE-CZ-NH2	-9.20	115.70	120.30
1	a6	97	ARG	NE-CZ-NH2	9.20	124.90	120.30
1	dD	162	ARG	NE-CZ-NH1	9.20	124.90	120.30
1	kF	168	PHE	CB-CG-CD2	9.20	127.24	120.80
1	9D	154	ARG	NE-CZ-NH1	9.20	124.90	120.30
1	ad	229	ARG	NE-CZ-NH1	9.20	124.90	120.30
1	dg	132	ARG	NE-CZ-NH1	9.20	124.90	120.30
1	hA	82	ARG	NE-CZ-NH1	9.20	124.90	120.30
1	1Y	18	ARG	NE-CZ-NH2	-9.20	115.70	120.30
1	2i	173	ARG	NE-CZ-NH2	-9.20	115.70	120.30
1	5M	162	ARG	NE-CZ-NH2	-9.20	115.70	120.30
1	6s	197	ASP	CB-CG-OD2	-9.20	110.02	118.30
1	cm	130	TYR	CG-CD1-CE1	-9.20	113.94	121.30
1	E	143	ARG	NE-CZ-NH1	9.20	124.90	120.30
1	hN	143	ARG	NE-CZ-NH2	-9.20	115.70	120.30
1	iq	143	ARG	NE-CZ-NH1	9.20	124.90	120.30
1	iv	130	TYR	CG-CD1-CE1	-9.20	113.94	121.30
1	2a	229	ARG	NE-CZ-NH2	9.20	124.90	120.30
1	2S	97	ARG	NE-CZ-NH2	-9.20	115.70	120.30
1	3h	173	ARG	NE-CZ-NH2	-9.20	115.70	120.30
1	3W	40	PHE	CB-CG-CD1	9.20	127.24	120.80
1	69	167	ARG	NE-CZ-NH1	9.20	124.90	120.30
1	6j	132	ARG	NE-CZ-NH1	9.19	124.90	120.30
1	6D	82	ARG	NE-CZ-NH1	9.20	124.90	120.30
1	6E	108	THR	CA-CB-CG2	-9.20	99.53	112.40
1	fd	173	ARG	NE-CZ-NH1	9.20	124.90	120.30
1	76	47	ALA	N-CA-CB	9.19	122.97	110.10
1	1M	169	TYR	CB-CG-CD2	-9.19	115.48	121.00
1	ih	154	ARG	NE-CZ-NH2	-9.19	115.70	120.30

Continued on next page...

Continued from previous page...

Mol	Chain	Res	Type	Atoms	Z	Observed(°)	Ideal(°)
1	cw	145	TYR	CB-CG-CD1	-9.19	115.49	121.00
1	lQ	18	ARG	NE-CZ-NH1	9.19	124.89	120.30
1	9l	173	ARG	NE-CZ-NH2	-9.19	115.70	120.30
1	4s	168	PHE	CB-CG-CD2	9.19	127.23	120.80
1	dV	229	ARG	NE-CZ-NH1	9.19	124.89	120.30
1	eP	173	ARG	NE-CZ-NH1	9.19	124.89	120.30
1	g6	132	ARG	NE-CZ-NH2	-9.19	115.71	120.30
1	hZ	143	ARG	NE-CZ-NH1	9.19	124.89	120.30
1	6w	167	ARG	NE-CZ-NH2	9.19	124.89	120.30
1	7E	40	PHE	CB-CG-CD1	9.19	127.23	120.80
1	kx	164	TYR	CB-CG-CD2	9.19	126.51	121.00
1	bQ	169	TYR	CB-CG-CD2	-9.19	115.49	121.00
1	ci	173	ARG	NH1-CZ-NH2	-9.19	109.30	119.40
1	lQ	164	TYR	CB-CG-CD2	9.18	126.51	121.00
1	74	173	ARG	NE-CZ-NH1	9.18	124.89	120.30
1	lk	132	ARG	NE-CZ-NH1	9.18	124.89	120.30
1	7E	167	ARG	NE-CZ-NH1	9.18	124.89	120.30
1	c8	82	ARG	NE-CZ-NH2	-9.18	115.71	120.30
1	cC	100	ARG	NE-CZ-NH1	9.18	124.89	120.30
1	gJ	154	ARG	NE-CZ-NH1	9.18	124.89	120.30
1	lQ	97	ARG	NE-CZ-NH1	9.18	124.89	120.30
1	4E	130	TYR	CB-CG-CD2	-9.18	115.49	121.00
1	fh	18	ARG	NE-CZ-NH2	9.18	124.89	120.30
1	fK	167	ARG	NE-CZ-NH1	9.18	124.89	120.30
1	fW	143	ARG	NE-CZ-NH1	9.18	124.89	120.30
1	iu	197	ASP	CB-CG-OD1	9.18	126.56	118.30
1	3n	167	ARG	NE-CZ-NH2	9.18	124.89	120.30
1	8j	143	ARG	NE-CZ-NH2	-9.18	115.71	120.30
1	9y	164	TYR	CG-CD1-CE1	-9.18	113.96	121.30
1	94	132	ARG	NE-CZ-NH2	-9.18	115.71	120.30
1	C	154	ARG	NE-CZ-NH1	9.18	124.89	120.30
1	ga	145	TYR	CB-CG-CD2	9.18	126.51	121.00
1	i9	132	ARG	NE-CZ-NH2	-9.18	115.71	120.30
1	jO	152	ASP	CB-CG-OD1	9.18	126.56	118.30
1	jO	167	ARG	NE-CZ-NH2	-9.18	115.71	120.30
1	k6	162	ARG	NE-CZ-NH1	9.18	124.89	120.30
1	kM	167	ARG	NE-CZ-NH2	9.18	124.89	120.30
1	2H	100	ARG	NE-CZ-NH2	-9.18	115.71	120.30
1	cM	18	ARG	NE-CZ-NH2	-9.18	115.71	120.30
1	3W	197	ASP	CB-CG-OD2	9.18	126.56	118.30
1	7G	82	ARG	NE-CZ-NH2	-9.18	115.71	120.30
1	kg	229	ARG	NE-CZ-NH1	9.17	124.89	120.30

Continued on next page...

Continued from previous page...

Mol	Chain	Res	Type	Atoms	Z	Observed(°)	Ideal(°)
1	kA	24	VAL	CA-CB-CG2	9.17	124.66	110.90
1	23	162	ARG	NE-CZ-NH1	9.17	124.89	120.30
1	9Y	97	ARG	NE-CZ-NH1	9.17	124.89	120.30
1	ev	130	TYR	CB-CG-CD2	-9.17	115.50	121.00
1	86	18	ARG	NE-CZ-NH1	9.17	124.89	120.30
1	8W	18	ARG	NE-CZ-NH2	-9.17	115.71	120.30
1	7L	161	PHE	CB-CG-CD2	-9.17	114.38	120.80
1	gr	168	PHE	CB-CG-CD1	-9.17	114.38	120.80
1	iP	185	MET	CG-SD-CE	-9.17	85.53	100.20
1	3u	23	TRP	CD1-NE1-CE2	9.17	117.25	109.00
1	8D	97	ARG	NE-CZ-NH1	-9.17	115.72	120.30
1	a8	100	ARG	NE-CZ-NH2	-9.17	115.72	120.30
1	5p	132	ARG	NE-CZ-NH2	-9.17	115.72	120.30
1	7j	145	TYR	CB-CG-CD2	9.17	126.50	121.00
1	dN	167	ARG	NE-CZ-NH2	-9.17	115.72	120.30
1	gr	145	TYR	CB-CG-CD2	-9.17	115.50	121.00
1	iI	162	ARG	NE-CZ-NH2	-9.17	115.72	120.30
1	iC	154	ARG	NE-CZ-NH1	9.17	124.88	120.30
1	j6	173	ARG	NE-CZ-NH2	9.17	124.88	120.30
1	lh	163	ASP	CB-CG-OD2	9.17	126.55	118.30
1	dt	18	ARG	NE-CZ-NH1	9.17	124.88	120.30
1	ej	173	ARG	NE-CZ-NH2	-9.17	115.72	120.30
1	4z	163	ASP	CB-CG-OD2	-9.17	110.05	118.30
1	8n	145	TYR	CG-CD1-CE1	-9.17	113.97	121.30
1	bQ	173	ARG	NE-CZ-NH1	9.17	124.88	120.30
1	eL	32	PHE	CB-CG-CD1	9.17	127.22	120.80
1	3y	100	ARG	NE-CZ-NH1	9.16	124.88	120.30
1	dz	229	ARG	NE-CZ-NH2	-9.16	115.72	120.30
1	gf	154	ARG	NE-CZ-NH2	-9.16	115.72	120.30
1	i6	167	ARG	NE-CZ-NH1	9.16	124.88	120.30
1	im	145	TYR	CB-CG-CD2	9.16	126.50	121.00
1	kf	82	ARG	NE-CZ-NH1	9.16	124.88	120.30
1	kD	82	ARG	NH1-CZ-NH2	-9.16	109.32	119.40
1	24	162	ARG	NE-CZ-NH2	-9.16	115.72	120.30
1	3a	145	TYR	CB-CG-CD2	9.16	126.50	121.00
1	8w	173	ARG	NE-CZ-NH2	-9.16	115.72	120.30
1	1v	18	ARG	NE-CZ-NH2	-9.16	115.72	120.30
1	4t	132	ARG	NE-CZ-NH2	-9.16	115.72	120.30
1	98	143	ARG	NE-CZ-NH2	-9.16	115.72	120.30
1	a3	130	TYR	CB-CG-CD2	-9.16	115.50	121.00
1	aU	162	ARG	NE-CZ-NH2	-9.16	115.72	120.30
1	df	82	ARG	NE-CZ-NH2	9.16	124.88	120.30

Continued on next page...

Continued from previous page...

Mol	Chain	Res	Type	Atoms	Z	Observed(°)	Ideal(°)
1	e6	82	ARG	NE-CZ-NH1	9.16	124.88	120.30
1	gL	169	TYR	CB-CG-CD1	-9.16	115.50	121.00
1	ia	132	ARG	NE-CZ-NH2	-9.16	115.72	120.30
1	ik	167	ARG	NE-CZ-NH2	-9.16	115.72	120.30
1	kD	100	ARG	NE-CZ-NH1	9.16	124.88	120.30
1	3B	229	ARG	NE-CZ-NH1	9.16	124.88	120.30
1	4V	132	ARG	NE-CZ-NH1	9.16	124.88	120.30
1	aI	162	ARG	NE-CZ-NH1	-9.16	115.72	120.30
1	bC	154	ARG	NE-CZ-NH1	9.16	124.88	120.30
1	ko	82	ARG	NE-CZ-NH2	-9.16	115.72	120.30
1	2u	100	ARG	NE-CZ-NH2	-9.16	115.72	120.30
1	4N	132	ARG	NE-CZ-NH2	-9.16	115.72	120.30
1	6X	169	TYR	CB-CG-CD2	-9.16	115.50	121.00
1	7Q	229	ARG	NE-CZ-NH2	9.16	124.88	120.30
1	8z	154	ARG	NE-CZ-NH1	9.16	124.88	120.30
1	9i	130	TYR	CB-CG-CD1	9.16	126.49	121.00
1	9K	167	ARG	NE-CZ-NH1	9.16	124.88	120.30
1	c5	167	ARG	NE-CZ-NH2	-9.16	115.72	120.30
1	ez	40	PHE	CB-CG-CD1	-9.16	114.39	120.80
1	bj	145	TYR	CB-CG-CD1	-9.16	115.51	121.00
1	iw	167	ARG	NH1-CZ-NH2	-9.15	109.33	119.40
1	7p	154	ARG	NE-CZ-NH1	9.15	124.88	120.30
1	a7	100	ARG	NE-CZ-NH2	9.15	124.88	120.30
1	1l	143	ARG	NE-CZ-NH1	9.15	124.88	120.30
1	iC	164	TYR	CB-CG-CD2	9.15	126.49	121.00
1	fb	68	MET	CG-SD-CE	-9.15	85.56	100.20
1	kv	145	TYR	CB-CG-CD1	-9.15	115.51	121.00
1	2G	40	PHE	CB-CG-CD2	9.15	127.20	120.80
1	4x	132	ARG	NE-CZ-NH1	9.15	124.88	120.30
1	5Y	97	ARG	NH1-CZ-NH2	-9.15	109.33	119.40
1	6u	143	ARG	NE-CZ-NH1	9.15	124.88	120.30
1	9o	32	PHE	CB-CG-CD1	-9.15	114.39	120.80
1	am	167	ARG	NH1-CZ-NH2	-9.15	109.33	119.40
1	12	97	ARG	NE-CZ-NH1	9.15	124.88	120.30
1	eE	100	ARG	NE-CZ-NH1	9.15	124.88	120.30
1	fO	143	ARG	NH1-CZ-NH2	-9.15	109.33	119.40
1	g1	169	TYR	CB-CG-CD1	-9.15	115.51	121.00
1	d	154	ARG	NE-CZ-NH2	-9.15	115.72	120.30
1	2V	130	TYR	CB-CG-CD2	-9.15	115.51	121.00
1	3Q	154	ARG	NE-CZ-NH2	-9.15	115.73	120.30
1	ff	97	ARG	NE-CZ-NH2	-9.15	115.72	120.30
1	hZ	154	ARG	NE-CZ-NH2	-9.15	115.73	120.30

Continued on next page...

Continued from previous page...

Mol	Chain	Res	Type	Atoms	Z	Observed(°)	Ideal(°)
1	k9	132	ARG	NE-CZ-NH2	-9.15	115.73	120.30
1	4u	103	ASP	CB-CG-OD2	9.15	126.53	118.30
1	6M	130	TYR	CB-CG-CD2	-9.15	115.51	121.00
1	7H	82	ARG	NE-CZ-NH2	9.15	124.87	120.30
1	81	229	ARG	NE-CZ-NH1	9.15	124.87	120.30
1	95	100	ARG	NH1-CZ-NH2	-9.15	109.34	119.40
1	bp	154	ARG	NE-CZ-NH1	9.15	124.87	120.30
1	dt	132	ARG	NE-CZ-NH2	-9.15	115.73	120.30
1	gI	229	ARG	NE-CZ-NH2	-9.14	115.73	120.30
1	jb	173	ARG	NE-CZ-NH1	9.14	124.87	120.30
1	iA	168	PHE	CB-CG-CD1	9.14	127.20	120.80
1	jJ	81	ASP	CB-CG-OD2	9.14	126.53	118.30
1	l9	100	ARG	NE-CZ-NH1	9.14	124.87	120.30
1	4U	169	TYR	CB-CG-CD1	-9.14	115.51	121.00
1	8U	229	ARG	NE-CZ-NH1	9.14	124.87	120.30
1	8Y	229	ARG	NE-CZ-NH2	9.14	124.87	120.30
1	bx	145	TYR	CB-CG-CD2	9.14	126.49	121.00
1	a3	154	ARG	NE-CZ-NH1	9.14	124.87	120.30
1	bM	18	ARG	NE-CZ-NH2	-9.14	115.73	120.30
1	cC	100	ARG	NE-CZ-NH2	-9.14	115.73	120.30
1	cC	229	ARG	NE-CZ-NH2	-9.14	115.73	120.30
1	gz	163	ASP	CB-CG-OD1	9.14	126.53	118.30
1	1a	100	ARG	NH1-CZ-NH2	-9.14	109.34	119.40
1	h2	197	ASP	CB-CG-OD2	-9.14	110.07	118.30
1	3Q	164	TYR	CB-CG-CD1	-9.14	115.52	121.00
1	7I	173	ARG	NE-CZ-NH1	-9.14	115.73	120.30
1	8c	162	ARG	NE-CZ-NH1	9.14	124.87	120.30
1	c1	161	PHE	CB-CG-CD2	-9.14	114.40	120.80
1	d4	40	PHE	CB-CG-CD1	-9.14	114.40	120.80
1	d4	100	ARG	NE-CZ-NH2	9.14	124.87	120.30
1	hK	130	TYR	CB-CG-CD1	9.14	126.48	121.00
1	i6	40	PHE	CB-CG-CD1	-9.14	114.40	120.80
1	b3	197	ASP	CB-CG-OD2	9.14	126.53	118.30
1	jU	18	ARG	NE-CZ-NH1	9.14	124.87	120.30
1	lJ	162	ARG	NE-CZ-NH2	-9.14	115.73	120.30
1	1m	162	ARG	NE-CZ-NH2	-9.14	115.73	120.30
1	g6	18	ARG	NE-CZ-NH2	-9.14	115.73	120.30
1	f	154	ARG	NE-CZ-NH2	-9.14	115.73	120.30
1	g8	173	ARG	NE-CZ-NH1	9.14	124.87	120.30
1	hf	145	TYR	CB-CG-CD2	-9.14	115.52	121.00
1	gt	18	ARG	NE-CZ-NH1	-9.13	115.73	120.30
1	gI	173	ARG	NE-CZ-NH2	-9.13	115.73	120.30

Continued on next page...

Continued from previous page...

Mol	Chain	Res	Type	Atoms	Z	Observed(°)	Ideal(°)
1	1T	173	ARG	NE-CZ-NH1	9.14	124.87	120.30
1	jh	143	ARG	NE-CZ-NH2	9.14	124.87	120.30
1	lK	145	TYR	CB-CG-CD1	-9.14	115.52	121.00
1	1e	143	ARG	NE-CZ-NH2	-9.14	115.73	120.30
1	f1	229	ARG	NE-CZ-NH2	9.14	124.87	120.30
1	7Z	45	GLU	OE1-CD-OE2	-9.13	112.34	123.30
1	eb	154	ARG	NE-CZ-NH1	9.13	124.87	120.30
1	eD	229	ARG	NE-CZ-NH2	-9.13	115.73	120.30
1	eV	161	PHE	CB-CG-CD2	-9.13	114.41	120.80
1	9	97	ARG	NE-CZ-NH1	9.13	124.87	120.30
1	js	229	ARG	NE-CZ-NH1	9.13	124.86	120.30
1	lP	162	ARG	NE-CZ-NH2	-9.13	115.73	120.30
1	3T	162	ARG	NE-CZ-NH2	-9.13	115.73	120.30
1	aL	164	TYR	CB-CG-CD1	-9.13	115.52	121.00
1	2Y	162	ARG	NE-CZ-NH2	-9.13	115.73	120.30
1	e5	229	ARG	NE-CZ-NH1	9.13	124.87	120.30
1	5T	130	TYR	CB-CG-CD2	-9.13	115.52	121.00
1	8z	161	PHE	CB-CG-CD2	9.13	127.19	120.80
1	a7	173	ARG	NE-CZ-NH1	9.13	124.86	120.30
1	2D	169	TYR	CB-CG-CD1	-9.13	115.52	121.00
1	7z	167	ARG	NE-CZ-NH2	-9.13	115.73	120.30
1	hr	173	ARG	NE-CZ-NH2	-9.13	115.74	120.30
1	kA	180	GLU	OE1-CD-OE2	-9.13	112.35	123.30
1	9v	145	TYR	CZ-CE2-CD2	9.13	128.02	119.80
1	4m	81	ASP	CB-CG-OD1	9.13	126.51	118.30
1	9E	133	TRP	CG-CD2-CE3	9.13	142.12	133.90
1	Q	130	TYR	CB-CG-CD1	9.13	126.48	121.00
1	66	97	ARG	NE-CZ-NH1	9.13	124.86	120.30
1	9k	173	ARG	NE-CZ-NH2	9.13	124.86	120.30
1	16	82	ARG	NE-CZ-NH1	9.12	124.86	120.30
1	1b	173	ARG	NE-CZ-NH1	9.12	124.86	120.30
1	1T	154	ARG	NE-CZ-NH2	-9.12	115.74	120.30
1	jn	143	ARG	NE-CZ-NH2	-9.12	115.74	120.30
1	jP	169	TYR	CB-CG-CD1	-9.12	115.53	121.00
1	jS	18	ARG	NE-CZ-NH2	9.12	124.86	120.30
1	4T	162	ARG	NE-CZ-NH2	-9.12	115.74	120.30
1	6E	100	ARG	NE-CZ-NH2	-9.12	115.74	120.30
1	5X	229	ARG	NE-CZ-NH2	9.12	124.86	120.30
1	ea	18	ARG	NE-CZ-NH1	9.12	124.86	120.30
1	gd	143	ARG	NH1-CZ-NH2	-9.12	109.37	119.40
1	ku	154	ARG	NE-CZ-NH1	9.12	124.86	120.30
1	fM	130	TYR	CB-CG-CD1	9.12	126.47	121.00

Continued on next page...

Continued from previous page...

Mol	Chain	Res	Type	Atoms	Z	Observed(°)	Ideal(°)
1	fY	103	ASP	CB-CG-OD1	9.12	126.51	118.30
1	jb	229	ARG	NE-CZ-NH1	9.12	124.86	120.30
1	5x	97	ARG	NE-CZ-NH2	-9.12	115.74	120.30
1	dA	143	ARG	NE-CZ-NH2	-9.12	115.74	120.30
1	7	145	TYR	CB-CG-CD1	-9.12	115.53	121.00
1	gC	132	ARG	NE-CZ-NH2	-9.12	115.74	120.30
1	kv	145	TYR	CB-CG-CD2	9.12	126.47	121.00
1	27	103	ASP	CB-CG-OD2	-9.12	110.10	118.30
1	lm	143	ARG	NE-CZ-NH2	9.12	124.86	120.30
1	2I	132	ARG	NE-CZ-NH1	9.12	124.86	120.30
1	4I	132	ARG	NE-CZ-NH1	9.11	124.86	120.30
1	5t	145	TYR	CB-CG-CD2	-9.12	115.53	121.00
1	am	173	ARG	NE-CZ-NH2	9.12	124.86	120.30
1	aS	143	ARG	NE-CZ-NH1	9.12	124.86	120.30
1	cx	154	ARG	NE-CZ-NH1	9.12	124.86	120.30
1	fz	229	ARG	NH1-CZ-NH2	9.12	129.43	119.40
1	eD	145	TYR	CB-CG-CD1	-9.11	115.53	121.00
1	z	162	ARG	NE-CZ-NH1	9.12	124.86	120.30
1	jI	82	ARG	NE-CZ-NH2	-9.11	115.74	120.30
1	kY	143	ARG	NE-CZ-NH2	-9.11	115.74	120.30
1	4D	162	ARG	NE-CZ-NH2	-9.11	115.74	120.30
1	9R	97	ARG	NE-CZ-NH2	-9.11	115.74	120.30
1	2	18	ARG	NE-CZ-NH1	9.11	124.86	120.30
1	23	197	ASP	CB-CG-OD1	9.11	126.50	118.30
1	dp	229	ARG	NE-CZ-NH2	-9.11	115.75	120.30
1	fk	162	ARG	NH1-CZ-NH2	-9.11	109.38	119.40
1	lg	154	ARG	NE-CZ-NH2	9.11	124.85	120.30
1	4k	229	ARG	NE-CZ-NH2	9.11	124.86	120.30
1	7g	100	ARG	NE-CZ-NH2	-9.11	115.75	120.30
1	8a	154	ARG	NE-CZ-NH2	9.11	124.85	120.30
1	fl	164	TYR	CB-CG-CD2	-9.11	115.53	121.00
1	1	154	ARG	NE-CZ-NH1	9.11	124.86	120.30
1	8A	100	ARG	NE-CZ-NH1	9.11	124.85	120.30
1	bD	162	ARG	NE-CZ-NH2	-9.11	115.75	120.30
1	l	167	ARG	NE-CZ-NH2	9.11	124.85	120.30
1	hG	162	ARG	NE-CZ-NH1	9.11	124.85	120.30
1	cn	40	PHE	CB-CG-CD2	9.11	127.17	120.80
1	ix	154	ARG	NE-CZ-NH2	-9.11	115.75	120.30
1	iH	103	ASP	CB-CG-OD1	9.11	126.50	118.30
1	jw	154	ARG	NE-CZ-NH1	9.11	124.85	120.30
1	kv	32	PHE	CB-CG-CD1	9.11	127.17	120.80
1	lc	82	ARG	NE-CZ-NH2	-9.11	115.75	120.30

Continued on next page...

Continued from previous page...

Mol	Chain	Res	Type	Atoms	Z	Observed(°)	Ideal(°)
1	2u	161	PHE	CB-CG-CD1	9.11	127.17	120.80
1	5l	145	TYR	CB-CG-CD2	-9.11	115.54	121.00
1	kK	143	ARG	NE-CZ-NH2	-9.11	115.75	120.30
1	2V	18	ARG	NE-CZ-NH2	9.11	124.85	120.30
1	8l	145	TYR	CB-CG-CD1	9.11	126.46	121.00
1	df	132	ARG	NE-CZ-NH1	9.11	124.85	120.30
1	eC	130	TYR	CB-CG-CD2	-9.11	115.54	121.00
1	S	173	ARG	NE-CZ-NH1	9.11	124.85	120.30
1	hq	143	ARG	NE-CZ-NH2	9.10	124.85	120.30
1	5c	229	ARG	NE-CZ-NH1	9.10	124.85	120.30
1	D	229	ARG	NE-CZ-NH1	9.10	124.85	120.30
1	kh	167	ARG	NE-CZ-NH2	-9.10	115.75	120.30
1	2d	59	VAL	CG1-CB-CG2	-9.10	96.34	110.90
1	3F	143	ARG	NE-CZ-NH2	9.10	124.85	120.30
1	6x	164	TYR	CB-CG-CD2	9.10	126.46	121.00
1	6U	130	TYR	CB-CG-CD2	-9.10	115.54	121.00
1	bY	32	PHE	CB-CG-CD1	-9.10	114.43	120.80
1	dR	18	ARG	NE-CZ-NH1	9.10	124.85	120.30
1	fe	229	ARG	NE-CZ-NH1	9.10	124.85	120.30
1	fO	97	ARG	NE-CZ-NH1	9.10	124.85	120.30
1	gi	169	TYR	CB-CG-CD2	9.10	126.46	121.00
1	1S	169	TYR	CG-CD2-CE2	-9.10	114.02	121.30
1	kg	173	ARG	NE-CZ-NH2	9.10	124.85	120.30
1	8W	130	TYR	CG-CD1-CE1	-9.10	114.02	121.30
1	bg	173	ARG	NE-CZ-NH1	9.10	124.85	120.30
1	eS	143	ARG	NE-CZ-NH1	9.10	124.85	120.30
1	3z	130	TYR	CB-CG-CD2	-9.10	115.54	121.00
1	5n	164	TYR	CB-CG-CD2	-9.10	115.54	121.00
1	80	162	ARG	NE-CZ-NH2	9.10	124.85	120.30
1	cP	32	PHE	CB-CG-CD2	9.10	127.17	120.80
1	gw	97	ARG	NE-CZ-NH2	-9.10	115.75	120.30
1	7l	229	ARG	NE-CZ-NH1	9.10	124.85	120.30
1	hw	197	ASP	CB-CG-OD1	9.10	126.48	118.30
1	5B	97	ARG	NE-CZ-NH2	-9.10	115.75	120.30
1	86	173	ARG	NE-CZ-NH2	-9.10	115.75	120.30
1	c3	82	ARG	NE-CZ-NH2	9.10	124.85	120.30
1	gP	18	ARG	NE-CZ-NH2	-9.09	115.75	120.30
1	6m	168	PHE	CB-CG-CD2	-9.09	114.43	120.80
1	bF	82	ARG	NH1-CZ-NH2	-9.09	109.40	119.40
1	jw	229	ARG	NE-CZ-NH2	-9.09	115.75	120.30
1	3O	132	ARG	NE-CZ-NH1	9.09	124.85	120.30
1	8U	162	ARG	NE-CZ-NH1	-9.09	115.75	120.30

Continued on next page...

Continued from previous page...

Mol	Chain	Res	Type	Atoms	Z	Observed(°)	Ideal(°)
1	bF	229	ARG	NH1-CZ-NH2	-9.09	109.40	119.40
1	d	143	ARG	NE-CZ-NH2	-9.09	115.75	120.30
1	k	204	ALA	N-CA-CB	-9.09	97.37	110.10
1	k1	173	ARG	NE-CZ-NH1	9.09	124.84	120.30
1	76	197	ASP	CB-CG-OD1	9.09	126.48	118.30
1	8o	162	ARG	NE-CZ-NH2	-9.09	115.76	120.30
1	99	173	ARG	NE-CZ-NH2	-9.09	115.75	120.30
1	af	169	TYR	CB-CG-CD2	-9.09	115.55	121.00
1	lj	154	ARG	NE-CZ-NH1	9.09	124.84	120.30
1	g5	164	TYR	CB-CG-CD2	-9.09	115.55	121.00
1	r	161	PHE	CB-CG-CD1	-9.09	114.44	120.80
1	4b	168	PHE	CB-CG-CD2	9.09	127.16	120.80
1	9H	18	ARG	NE-CZ-NH1	9.09	124.84	120.30
1	ly	169	TYR	CB-CG-CD2	-9.09	115.55	121.00
1	4k	229	ARG	NE-CZ-NH1	9.09	124.84	120.30
1	bs	154	ARG	NE-CZ-NH2	-9.09	115.76	120.30
1	dZ	229	ARG	NE-CZ-NH1	9.09	124.84	120.30
1	fN	133	TRP	CB-CG-CD1	9.09	138.81	127.00
1	6l	185	MET	CG-SD-CE	-9.08	85.67	100.20
1	7B	174	ALA	N-CA-CB	-9.08	97.38	110.10
1	f0	82	ARG	NE-CZ-NH2	-9.08	115.76	120.30
1	kg	167	ARG	NE-CZ-NH1	9.08	124.84	120.30
1	l7	108	THR	CA-CB-CG2	-9.08	99.69	112.40
1	4I	229	ARG	NE-CZ-NH1	9.08	124.84	120.30
1	9j	82	ARG	NE-CZ-NH2	-9.08	115.76	120.30
1	bs	145	TYR	CB-CG-CD1	-9.08	115.55	121.00
1	fE	167	ARG	NE-CZ-NH1	9.08	124.84	120.30
1	dP	185	MET	CG-SD-CE	-9.08	85.67	100.20
1	c	130	TYR	CB-CG-CD2	-9.08	115.55	121.00
1	ih	82	ARG	NE-CZ-NH2	-9.08	115.76	120.30
1	iH	229	ARG	NE-CZ-NH2	-9.08	115.76	120.30
1	jw	197	ASP	CB-CG-OD2	9.08	126.47	118.30
1	2U	154	ARG	NE-CZ-NH1	9.08	124.84	120.30
1	bB	18	ARG	NE-CZ-NH2	-9.08	115.76	120.30
1	bT	32	PHE	CB-CG-CD1	9.08	127.15	120.80
1	4x	164	TYR	CB-CG-CD1	9.08	126.44	121.00
1	4Y	164	TYR	CB-CG-CD2	-9.08	115.55	121.00
1	8v	100	ARG	NE-CZ-NH2	-9.08	115.76	120.30
1	ce	40	PHE	CB-CG-CD2	9.08	127.15	120.80
1	dC	100	ARG	NE-CZ-NH1	9.08	124.84	120.30
1	z	173	ARG	NE-CZ-NH2	-9.08	115.76	120.30
1	gC	167	ARG	NE-CZ-NH1	9.07	124.84	120.30

Continued on next page...

Continued from previous page...

Mol	Chain	Res	Type	Atoms	Z	Observed(°)	Ideal(°)
1	iJ	143	ARG	NE-CZ-NH1	9.07	124.84	120.30
1	kh	143	ARG	NE-CZ-NH2	-9.07	115.76	120.30
1	27	97	ARG	NH1-CZ-NH2	-9.07	109.42	119.40
1	ln	32	PHE	CB-CG-CD1	-9.07	114.45	120.80
1	2n	18	ARG	NE-CZ-NH2	-9.07	115.76	120.30
1	3I	154	ARG	NE-CZ-NH1	9.07	124.84	120.30
1	45	154	ARG	NE-CZ-NH1	9.07	124.84	120.30
1	5K	103	ASP	CB-CG-OD2	-9.07	110.13	118.30
1	7v	143	ARG	NE-CZ-NH2	-9.07	115.76	120.30
1	8r	166	ASP	CB-CG-OD1	9.07	126.47	118.30
1	a0	18	ARG	NE-CZ-NH2	9.07	124.84	120.30
1	1k	18	ARG	NE-CZ-NH2	-9.07	115.76	120.30
1	8C	142	VAL	CG1-CB-CG2	-9.07	96.38	110.90
1	af	18	ARG	NE-CZ-NH2	-9.07	115.76	120.30
1	ks	173	ARG	NE-CZ-NH1	9.07	124.84	120.30
1	47	229	ARG	NE-CZ-NH2	-9.07	115.77	120.30
1	4f	66	MET	CG-SD-CE	-9.07	85.69	100.20
1	7y	10	MET	CG-SD-CE	-9.07	85.69	100.20
1	dj	145	TYR	CB-CG-CD1	-9.07	115.56	121.00
1	dl	145	TYR	CB-CG-CD2	9.07	126.44	121.00
1	gx	132	ARG	NE-CZ-NH2	9.07	124.83	120.30
1	hK	108	THR	CA-CB-CG2	-9.07	99.71	112.40
1	iF	145	TYR	CB-CG-CD2	-9.07	115.56	121.00
1	lz	82	ARG	NH1-CZ-NH2	-9.07	109.42	119.40
1	lA	229	ARG	NE-CZ-NH2	-9.07	115.77	120.30
1	50	66	MET	CG-SD-CE	-9.07	85.69	100.20
1	7H	162	ARG	NE-CZ-NH1	9.07	124.83	120.30
1	c4	32	PHE	CB-CG-CD1	-9.07	114.45	120.80
1	6l	130	TYR	CB-CG-CD2	-9.07	115.56	121.00
1	bo	132	ARG	NE-CZ-NH1	9.07	124.83	120.30
1	cb	32	PHE	CB-CG-CD1	-9.07	114.45	120.80
1	ck	145	TYR	CB-CG-CD2	-9.07	115.56	121.00
1	fg	162	ARG	NE-CZ-NH2	-9.07	115.77	120.30
1	hV	167	ARG	NE-CZ-NH2	-9.06	115.77	120.30
1	3c	100	ARG	NE-CZ-NH1	9.06	124.83	120.30
1	3m	164	TYR	CB-CG-CD1	9.06	126.44	121.00
1	6T	229	ARG	NE-CZ-NH2	-9.06	115.77	120.30
1	78	173	ARG	NE-CZ-NH2	-9.06	115.77	120.30
1	dJ	82	ARG	NE-CZ-NH1	9.06	124.83	120.30
1	79	173	ARG	NE-CZ-NH1	9.06	124.83	120.30
1	7u	130	TYR	CB-CG-CD2	-9.06	115.56	121.00
1	9n	130	TYR	CB-CG-CD1	9.06	126.44	121.00

Continued on next page...

Continued from previous page...

Mol	Chain	Res	Type	Atoms	Z	Observed(°)	Ideal(°)
1	9o	152	ASP	CB-CG-OD2	9.06	126.46	118.30
1	bG	152	ASP	CB-CG-OD2	9.06	126.46	118.30
1	c3	100	ARG	NE-CZ-NH1	9.06	124.83	120.30
1	dq	167	ARG	NE-CZ-NH1	9.06	124.83	120.30
1	f4	28	GLU	OE1-CD-OE2	-9.06	112.42	123.30
1	lz	96	MET	CG-SD-CE	-9.06	85.70	100.20
1	hg	119	THR	CA-CB-CG2	-9.06	99.71	112.40
1	2V	82	ARG	NE-CZ-NH2	9.06	124.83	120.30
1	6f	130	TYR	CB-CG-CD1	9.06	126.44	121.00
1	72	32	PHE	CB-CG-CD2	-9.06	114.46	120.80
1	aV	162	ARG	NE-CZ-NH2	-9.06	115.77	120.30
1	9q	133	TRP	CB-CG-CD1	9.06	138.78	127.00
1	cL	100	ARG	NE-CZ-NH1	9.06	124.83	120.30
1	ez	82	ARG	NE-CZ-NH2	-9.06	115.77	120.30
1	fL	169	TYR	CB-CG-CD1	-9.06	115.56	121.00
1	gv	145	TYR	CB-CG-CD1	-9.06	115.56	121.00
1	iv	130	TYR	CB-CG-CD2	-9.06	115.56	121.00
1	iI	197	ASP	CB-CG-OD2	9.06	126.45	118.30
1	6b	100	ARG	NE-CZ-NH2	9.06	124.83	120.30
1	7u	167	ARG	NE-CZ-NH2	9.06	124.83	120.30
1	iB	32	PHE	CB-CG-CD1	9.06	127.14	120.80
1	jx	164	TYR	CB-CG-CD2	-9.06	115.56	121.00
1	ky	167	ARG	NE-CZ-NH1	9.06	124.83	120.30
1	kC	82	ARG	NE-CZ-NH2	-9.06	115.77	120.30
1	3L	167	ARG	NE-CZ-NH1	9.06	124.83	120.30
1	8S	173	ARG	NE-CZ-NH1	-9.06	115.77	120.30
1	8d	162	ARG	NE-CZ-NH1	9.06	124.83	120.30
1	fV	154	ARG	NE-CZ-NH2	-9.06	115.77	120.30
1	C	143	ARG	NE-CZ-NH1	9.06	124.83	120.30
1	3a	100	ARG	NE-CZ-NH1	9.06	124.83	120.30
1	3Z	161	PHE	CB-CG-CD2	-9.06	114.46	120.80
1	8h	100	ARG	NE-CZ-NH1	9.06	124.83	120.30
1	hp	162	ARG	NE-CZ-NH1	9.05	124.83	120.30
1	iI	143	ARG	NE-CZ-NH1	9.05	124.83	120.30
1	jR	229	ARG	NE-CZ-NH1	9.05	124.83	120.30
1	kd	169	TYR	CB-CG-CD1	-9.05	115.57	121.00
1	2d	130	TYR	CB-CG-CD2	-9.05	115.57	121.00
1	3H	152	ASP	CB-CG-OD2	-9.05	110.15	118.30
1	3R	130	TYR	CB-CG-CD1	-9.05	115.57	121.00
1	fa	23	TRP	CE2-CD2-CG	-9.05	100.06	107.30
1	gS	81	ASP	CB-CG-OD1	9.05	126.45	118.30
1	jM	132	ARG	NE-CZ-NH2	9.05	124.83	120.30

Continued on next page...

Continued from previous page...

Mol	Chain	Res	Type	Atoms	Z	Observed(°)	Ideal(°)
1	6h	161	PHE	CB-CG-CD1	-9.05	114.46	120.80
1	7D	229	ARG	NE-CZ-NH1	9.05	124.83	120.30
1	a2	154	ARG	NE-CZ-NH2	-9.05	115.77	120.30
1	be	100	ARG	NE-CZ-NH2	-9.05	115.77	120.30
1	1c	97	ARG	NE-CZ-NH2	9.05	124.83	120.30
1	co	97	ARG	NE-CZ-NH2	9.05	124.83	120.30
1	fd	162	ARG	NE-CZ-NH1	9.05	124.83	120.30
1	G	154	ARG	NE-CZ-NH1	-9.05	115.78	120.30
1	1F	143	ARG	NE-CZ-NH2	9.05	124.83	120.30
1	hw	82	ARG	NE-CZ-NH2	-9.05	115.78	120.30
1	iH	18	ARG	NE-CZ-NH2	-9.05	115.78	120.30
1	3q	229	ARG	NE-CZ-NH1	9.05	124.83	120.30
1	4A	164	TYR	CB-CG-CD2	-9.05	115.57	121.00
1	5r	161	PHE	CB-CG-CD1	-9.05	114.47	120.80
1	4w	143	ARG	NE-CZ-NH2	-9.05	115.78	120.30
1	9Z	154	ARG	NE-CZ-NH1	9.05	124.82	120.30
1	aV	169	TYR	CB-CG-CD1	-9.05	115.57	121.00
1	bv	143	ARG	NE-CZ-NH1	9.05	124.82	120.30
1	fY	173	ARG	NE-CZ-NH1	9.05	124.82	120.30
1	cw	18	ARG	NE-CZ-NH1	9.05	124.82	120.30
1	fA	51	ASP	CB-CG-OD2	9.05	126.44	118.30
1	gI	100	ARG	NE-CZ-NH1	9.04	124.82	120.30
1	hK	162	ARG	NE-CZ-NH1	9.04	124.82	120.30
1	52	173	ARG	NE-CZ-NH2	-9.04	115.78	120.30
1	8a	40	PHE	CB-CG-CD2	9.05	127.13	120.80
1	bZ	81	ASP	CB-CG-OD1	9.04	126.44	118.30
1	dH	164	TYR	CB-CG-CD1	-9.04	115.57	121.00
1	fB	32	PHE	CB-CG-CD1	9.05	127.13	120.80
1	e6	80	TRP	CB-CG-CD2	9.04	138.36	126.60
1	ei	164	TYR	CB-CG-CD2	-9.04	115.57	121.00
1	gD	133	TRP	CB-CG-CD1	9.04	138.76	127.00
1	jA	173	ARG	NE-CZ-NH1	9.04	124.82	120.30
1	lQ	229	ARG	NH1-CZ-NH2	-9.04	109.45	119.40
1	94	154	ARG	NE-CZ-NH2	-9.04	115.78	120.30
1	i4	169	TYR	CD1-CE1-CZ	9.04	127.94	119.80
1	kG	164	TYR	CG-CD2-CE2	-9.04	114.07	121.30
1	l0	164	TYR	CB-CG-CD2	-9.04	115.58	121.00
1	30	164	TYR	CB-CG-CD2	9.04	126.42	121.00
1	3x	154	ARG	NE-CZ-NH1	9.04	124.82	120.30
1	4H	168	PHE	CB-CG-CD2	9.04	127.13	120.80
1	4Y	167	ARG	NE-CZ-NH2	-9.04	115.78	120.30
1	74	97	ARG	NH1-CZ-NH2	9.04	129.34	119.40

Continued on next page...

Continued from previous page...

Mol	Chain	Res	Type	Atoms	Z	Observed(°)	Ideal(°)
1	77	133	TRP	CB-CG-CD2	-9.04	114.85	126.60
1	aT	169	TYR	CB-CG-CD2	-9.04	115.58	121.00
1	15	164	TYR	CZ-CE2-CD2	9.04	127.94	119.80
1	g1	173	ARG	NE-CZ-NH2	-9.04	115.78	120.30
1	W	154	ARG	NE-CZ-NH2	9.04	124.82	120.30
1	jV	143	ARG	NH1-CZ-NH2	-9.04	109.46	119.40
1	4F	197	ASP	CB-CG-OD2	-9.04	110.16	118.30
1	5M	97	ARG	NE-CZ-NH2	-9.04	115.78	120.30
1	gA	167	ARG	NE-CZ-NH1	9.04	124.82	120.30
1	hE	18	ARG	NE-CZ-NH2	-9.04	115.78	120.30
1	50	82	ARG	NE-CZ-NH2	-9.04	115.78	120.30
1	bK	164	TYR	CB-CG-CD2	-9.04	115.58	121.00
1	dR	132	ARG	NE-CZ-NH1	9.04	124.82	120.30
1	fY	32	PHE	CB-CG-CD2	-9.04	114.47	120.80
1	R	100	ARG	NE-CZ-NH1	9.04	124.82	120.30
1	8z	167	ARG	NE-CZ-NH2	9.04	124.82	120.30
1	4n	169	TYR	CB-CG-CD1	-9.03	115.58	121.00
1	5B	130	TYR	CB-CG-CD2	-9.04	115.58	121.00
1	72	32	PHE	CB-CG-CD1	9.03	127.12	120.80
1	7B	51	ASP	CB-CG-OD2	9.04	126.43	118.30
1	9U	103	ASP	CB-CG-OD2	-9.04	110.17	118.30
1	8c	143	ARG	NE-CZ-NH2	-9.03	115.78	120.30
1	gB	32	PHE	CB-CG-CD2	-9.03	114.48	120.80
1	gN	145	TYR	CB-CG-CD2	9.03	126.42	121.00
1	hc	164	TYR	CB-CG-CD1	-9.03	115.58	121.00
1	hO	168	PHE	CB-CG-CD1	-9.03	114.48	120.80
1	ix	32	PHE	CB-CG-CD1	-9.03	114.48	120.80
1	iY	212	GLU	OE1-CD-OE2	-9.03	112.46	123.30
1	2c	143	ARG	NE-CZ-NH1	9.03	124.82	120.30
1	5b	132	ARG	NE-CZ-NH2	-9.03	115.78	120.30
1	2t	18	ARG	NE-CZ-NH2	-9.03	115.78	120.30
1	4E	103	ASP	CB-CG-OD2	9.03	126.43	118.30
1	5z	132	ARG	NE-CZ-NH2	9.03	124.82	120.30
1	5Q	154	ARG	NE-CZ-NH1	9.03	124.81	120.30
1	7C	167	ARG	NE-CZ-NH1	9.03	124.82	120.30
1	9I	132	ARG	NE-CZ-NH1	9.03	124.82	120.30
1	at	188	THR	CA-CB-CG2	-9.03	99.75	112.40
1	aB	154	ARG	NE-CZ-NH1	9.03	124.82	120.30
1	b7	143	ARG	NE-CZ-NH2	-9.03	115.78	120.30
1	cg	100	ARG	NE-CZ-NH1	9.03	124.82	120.30
1	dV	18	ARG	NE-CZ-NH2	-9.03	115.78	120.30
1	g	97	ARG	NE-CZ-NH1	9.03	124.82	120.30

Continued on next page...

Continued from previous page...

Mol	Chain	Res	Type	Atoms	Z	Observed(°)	Ideal(°)
1	fj	167	ARG	NE-CZ-NH1	9.03	124.81	120.30
1	gi	130	TYR	CB-CG-CD1	9.03	126.42	121.00
1	1G	82	ARG	NE-CZ-NH1	9.03	124.81	120.30
1	hx	229	ARG	NE-CZ-NH2	-9.03	115.78	120.30
1	jW	169	TYR	CB-CG-CD1	9.03	126.42	121.00
1	kT	145	TYR	CB-CG-CD2	-9.03	115.58	121.00
1	7s	143	ARG	NE-CZ-NH1	9.03	124.81	120.30
1	hR	167	ARG	NE-CZ-NH1	9.03	124.81	120.30
1	jb	143	ARG	NE-CZ-NH1	9.03	124.81	120.30
1	6K	100	ARG	NE-CZ-NH2	-9.03	115.79	120.30
1	7N	132	ARG	NE-CZ-NH1	9.03	124.81	120.30
1	ct	229	ARG	NE-CZ-NH1	9.03	124.81	120.30
1	hX	18	ARG	NH1-CZ-NH2	9.03	129.33	119.40
1	kO	132	ARG	NE-CZ-NH2	9.03	124.81	120.30
1	4G	154	ARG	NE-CZ-NH2	-9.03	115.79	120.30
1	as	168	PHE	CB-CG-CD2	9.03	127.12	120.80
1	bZ	173	ARG	NE-CZ-NH1	9.03	124.81	120.30
1	cr	18	ARG	NH1-CZ-NH2	-9.03	109.47	119.40
1	cD	68	MET	CG-SD-CE	-9.03	85.76	100.20
1	dD	164	TYR	CB-CG-CD1	-9.03	115.58	121.00
1	eU	143	ARG	NE-CZ-NH2	-9.03	115.79	120.30
1	fm	97	ARG	NE-CZ-NH2	-9.03	115.79	120.30
1	h5	169	TYR	CD1-CE1-CZ	9.02	127.92	119.80
1	kv	169	TYR	CB-CG-CD2	-9.02	115.59	121.00
1	8O	167	ARG	NE-CZ-NH1	-9.02	115.79	120.30
1	cV	173	ARG	NE-CZ-NH2	-9.02	115.79	120.30
1	e9	132	ARG	NE-CZ-NH2	9.02	124.81	120.30
1	ik	103	ASP	CB-CG-OD1	9.02	126.42	118.30
1	lz	167	ARG	NE-CZ-NH1	9.02	124.81	120.30
1	4n	132	ARG	NE-CZ-NH1	9.02	124.81	120.30
1	5k	154	ARG	NE-CZ-NH1	9.02	124.81	120.30
1	88	143	ARG	NE-CZ-NH2	-9.02	115.79	120.30
1	8r	18	ARG	NE-CZ-NH2	-9.02	115.79	120.30
1	8L	130	TYR	CB-CG-CD2	-9.02	115.59	121.00
1	eG	229	ARG	NE-CZ-NH2	9.02	124.81	120.30
1	1H	97	ARG	NE-CZ-NH2	9.02	124.81	120.30
1	if	143	ARG	NE-CZ-NH1	9.02	124.81	120.30
1	2q	174	ALA	N-CA-CB	-9.02	97.47	110.10
1	4w	143	ARG	NE-CZ-NH1	9.02	124.81	120.30
1	6K	173	ARG	NE-CZ-NH1	9.02	124.81	120.30
1	3X	10	MET	CG-SD-CE	-9.02	85.77	100.20
1	3Y	143	ARG	NH1-CZ-NH2	-9.02	109.48	119.40

Continued on next page...

Continued from previous page...

Mol	Chain	Res	Type	Atoms	Z	Observed(°)	Ideal(°)
1	aH	132	ARG	NE-CZ-NH2	-9.02	115.79	120.30
1	dO	162	ARG	NE-CZ-NH1	9.02	124.81	120.30
1	eb	162	ARG	NE-CZ-NH2	-9.02	115.79	120.30
1	ev	154	ARG	NE-CZ-NH2	-9.02	115.79	120.30
1	iB	164	TYR	CG-CD1-CE1	-9.02	114.09	121.30
1	5T	163	ASP	CB-CG-OD1	9.02	126.42	118.30
1	b1	82	ARG	NE-CZ-NH2	-9.02	115.79	120.30
1	jC	100	ARG	NE-CZ-NH2	-9.02	115.79	120.30
1	k6	167	ARG	NE-CZ-NH2	-9.02	115.79	120.30
1	kh	130	TYR	CB-CG-CD2	-9.02	115.59	121.00
1	97	167	ARG	NE-CZ-NH1	9.02	124.81	120.30
1	cQ	143	ARG	NE-CZ-NH1	9.02	124.81	120.30
1	e5	173	ARG	NE-CZ-NH2	-9.02	115.79	120.30
1	gg	32	PHE	CB-CG-CD2	9.01	127.11	120.80
1	iw	100	ARG	NE-CZ-NH2	9.01	124.81	120.30
1	j5	154	ARG	NE-CZ-NH1	9.01	124.81	120.30
1	jb	97	ARG	NE-CZ-NH1	9.01	124.81	120.30
1	kt	161	PHE	CB-CG-CD1	9.01	127.11	120.80
1	2x	22	ALA	CB-CA-C	9.01	123.62	110.10
1	3L	100	ARG	NE-CZ-NH2	-9.01	115.79	120.30
1	b	132	ARG	NH1-CZ-NH2	-9.01	109.48	119.40
1	22	145	TYR	CB-CG-CD2	9.01	126.41	121.00
1	2j	82	ARG	NE-CZ-NH2	-9.01	115.79	120.30
1	30	229	ARG	NE-CZ-NH2	-9.01	115.79	120.30
1	35	164	TYR	CB-CG-CD2	-9.01	115.59	121.00
1	4w	132	ARG	NE-CZ-NH2	-9.01	115.79	120.30
1	9d	162	ARG	NE-CZ-NH2	-9.01	115.79	120.30
1	cP	132	ARG	NE-CZ-NH1	9.01	124.81	120.30
1	fK	32	PHE	CB-CG-CD1	9.01	127.11	120.80
1	j9	132	ARG	NE-CZ-NH2	-9.01	115.80	120.30
1	k9	47	ALA	CB-CA-C	-9.01	96.58	110.10
1	2I	40	PHE	CB-CG-CD2	9.01	127.11	120.80
1	9	82	ARG	NE-CZ-NH2	-9.01	115.80	120.30
1	4f	55	MET	CG-SD-CE	-9.01	85.78	100.20
1	86	132	ARG	NE-CZ-NH2	-9.01	115.80	120.30
1	aP	40	PHE	CB-CG-CD1	9.01	127.11	120.80
1	3R	154	ARG	NE-CZ-NH2	-9.01	115.80	120.30
1	7r	166	ASP	CB-CG-OD2	-9.01	110.19	118.30
1	9M	130	TYR	CB-CG-CD1	9.01	126.41	121.00
1	11	97	ARG	NE-CZ-NH2	9.01	124.80	120.30
1	br	145	TYR	CB-CG-CD2	9.01	126.41	121.00
1	1T	82	ARG	NE-CZ-NH1	9.01	124.80	120.30

Continued on next page...

Continued from previous page...

Mol	Chain	Res	Type	Atoms	Z	Observed(°)	Ideal(°)
1	5j	32	PHE	CB-CG-CD2	9.01	127.10	120.80
1	8e	82	ARG	NE-CZ-NH2	-9.01	115.80	120.30
1	14	231	LEU	CB-CG-CD1	9.01	126.31	111.00
1	9I	168	PHE	CB-CG-CD1	-9.01	114.50	120.80
1	aC	145	TYR	CB-CG-CD2	9.01	126.40	121.00
1	cz	229	ARG	NE-CZ-NH1	9.01	124.80	120.30
1	fc	229	ARG	NE-CZ-NH1	9.01	124.80	120.30
1	b9	173	ARG	NE-CZ-NH1	9.00	124.80	120.30
1	gH	164	TYR	CB-CG-CD1	9.00	126.40	121.00
1	2o	164	TYR	CB-CG-CD2	9.00	126.40	121.00
1	30	173	ARG	NE-CZ-NH2	-9.00	115.80	120.30
1	53	173	ARG	NE-CZ-NH1	9.00	124.80	120.30
1	9x	82	ARG	NE-CZ-NH2	-9.00	115.80	120.30
1	aB	81	ASP	CB-CG-OD2	9.00	126.40	118.30
1	c3	130	TYR	CB-CG-CD2	9.00	126.40	121.00
1	dx	100	ARG	NE-CZ-NH1	9.00	124.80	120.30
1	ev	32	PHE	CB-CG-CD2	-9.00	114.50	120.80
1	en	164	TYR	CB-CG-CD1	9.00	126.40	121.00
1	jb	40	PHE	CB-CG-CD1	-9.00	114.50	120.80
1	8A	105	ALA	CB-CA-C	9.00	123.60	110.10
1	ee	97	ARG	NE-CZ-NH2	-9.00	115.80	120.30
1	bt	215	MET	CG-SD-CE	-9.00	85.81	100.20
1	bO	143	ARG	NE-CZ-NH2	-9.00	115.80	120.30
1	d4	40	PHE	CB-CG-CD2	9.00	127.10	120.80
1	q	143	ARG	NE-CZ-NH2	9.00	124.80	120.30
1	hY	97	ARG	NE-CZ-NH1	8.99	124.80	120.30
1	6r	97	ARG	NE-CZ-NH2	-8.99	115.80	120.30
1	jw	143	ARG	NE-CZ-NH2	-8.99	115.80	120.30
1	kn	130	TYR	CB-CG-CD1	8.99	126.40	121.00
1	3D	32	PHE	CB-CG-CD1	8.99	127.10	120.80
1	X	229	ARG	NE-CZ-NH2	-8.99	115.80	120.30
1	eW	161	PHE	CB-CG-CD1	-8.99	114.50	120.80
1	f4	154	ARG	NE-CZ-NH2	-8.99	115.80	120.30
1	fG	103	ASP	CB-CG-OD1	8.99	126.39	118.30
1	fS	18	ARG	NE-CZ-NH1	8.99	124.80	120.30
1	u	229	ARG	NE-CZ-NH2	-8.99	115.80	120.30
1	db	162	ARG	NE-CZ-NH1	8.99	124.80	120.30
1	hY	162	ARG	NE-CZ-NH2	-8.99	115.81	120.30
1	il	97	ARG	NE-CZ-NH2	-8.99	115.81	120.30
1	jh	82	ARG	NE-CZ-NH2	-8.99	115.81	120.30
1	kL	164	TYR	CB-CG-CD1	8.99	126.39	121.00
1	3f	164	TYR	CB-CG-CD1	8.99	126.39	121.00

Continued on next page...

Continued from previous page...

Mol	Chain	Res	Type	Atoms	Z	Observed(°)	Ideal(°)
1	6R	18	ARG	NE-CZ-NH1	8.99	124.80	120.30
1	b0	51	ASP	CB-CG-OD1	8.99	126.39	118.30
1	eA	168	PHE	CB-CG-CD1	-8.99	114.51	120.80
1	10	184	TRP	CB-CG-CD2	8.99	138.29	126.60
1	cG	229	ARG	NH1-CZ-NH2	-8.99	109.51	119.40
1	e3	145	TYR	CB-CG-CD1	-8.99	115.61	121.00
1	eb	133	TRP	CB-CG-CD2	-8.99	114.92	126.60
1	eE	162	ARG	NE-CZ-NH2	-8.99	115.81	120.30
1	gu	229	ARG	NE-CZ-NH1	8.99	124.79	120.30
1	k	40	PHE	CB-CG-CD1	-8.99	114.51	120.80
1	iS	173	ARG	NE-CZ-NH1	8.99	124.79	120.30
1	68	145	TYR	CB-CG-CD1	-8.99	115.61	121.00
1	ay	100	ARG	NE-CZ-NH1	8.99	124.79	120.30
1	c3	40	PHE	CB-CG-CD1	8.99	127.09	120.80
1	e9	229	ARG	NE-CZ-NH1	8.99	124.79	120.30
1	fK	143	ARG	NE-CZ-NH2	-8.99	115.81	120.30
1	gP	162	ARG	NH1-CZ-NH2	-8.98	109.52	119.40
1	hc	169	TYR	CB-CG-CD2	-8.98	115.61	121.00
1	kg	10	MET	CG-SD-CE	-8.98	85.82	100.20
1	kk	145	TYR	CG-CD2-CE2	-8.98	114.11	121.30
1	jH	167	ARG	NE-CZ-NH2	-8.98	115.81	120.30
1	2E	154	ARG	NE-CZ-NH2	8.98	124.79	120.30
1	2I	143	ARG	NE-CZ-NH2	-8.98	115.81	120.30
1	4t	40	PHE	CB-CG-CD2	-8.98	114.51	120.80
1	87	143	ARG	NE-CZ-NH2	-8.98	115.81	120.30
1	8m	18	ARG	NE-CZ-NH2	-8.98	115.81	120.30
1	a1	167	ARG	NE-CZ-NH1	8.98	124.79	120.30
1	8y	154	ARG	NE-CZ-NH2	8.98	124.79	120.30
1	aA	164	TYR	CB-CG-CD1	-8.98	115.61	121.00
1	bO	229	ARG	NE-CZ-NH2	-8.98	115.81	120.30
1	bU	130	TYR	CB-CG-CD1	8.98	126.39	121.00
1	1g	164	TYR	CB-CG-CD2	-8.98	115.61	121.00
1	cZ	81	ASP	CB-CG-OD2	8.98	126.39	118.30
1	gF	18	ARG	NH1-CZ-NH2	-8.98	109.52	119.40
1	gX	103	ASP	CB-CG-OD1	8.98	126.38	118.30
1	kW	10	MET	CG-SD-CE	-8.98	85.83	100.20
1	3N	173	ARG	NE-CZ-NH2	8.98	124.79	120.30
1	fe	154	ARG	NE-CZ-NH1	8.98	124.79	120.30
1	fQ	82	ARG	NE-CZ-NH1	8.98	124.79	120.30
1	hk	167	ARG	NE-CZ-NH2	-8.98	115.81	120.30
1	jH	152	ASP	CB-CG-OD1	8.98	126.38	118.30
1	lt	18	ARG	NE-CZ-NH1	8.98	124.79	120.30

Continued on next page...

Continued from previous page...

Mol	Chain	Res	Type	Atoms	Z	Observed(°)	Ideal(°)
1	4E	100	ARG	NE-CZ-NH2	-8.98	115.81	120.30
1	7z	100	ARG	NE-CZ-NH1	8.98	124.79	120.30
1	fz	143	ARG	NE-CZ-NH1	8.98	124.79	120.30
1	g3	18	ARG	NE-CZ-NH2	-8.98	115.81	120.30
1	L	173	ARG	NE-CZ-NH1	-8.98	115.81	120.30
1	jM	130	TYR	CB-CG-CD2	-8.98	115.61	121.00
1	jM	229	ARG	NE-CZ-NH1	8.98	124.79	120.30
1	lx	82	ARG	NE-CZ-NH2	-8.98	115.81	120.30
1	73	167	ARG	NE-CZ-NH2	-8.98	115.81	120.30
1	9k	130	TYR	CB-CG-CD1	8.98	126.39	121.00
1	cD	103	ASP	CB-CG-OD2	-8.98	110.22	118.30
1	R	154	ARG	NE-CZ-NH2	8.98	124.79	120.30
1	2h	130	TYR	CB-CG-CD1	8.98	126.39	121.00
1	2w	82	ARG	NE-CZ-NH2	-8.98	115.81	120.30
1	3m	143	ARG	NE-CZ-NH2	8.98	124.79	120.30
1	43	128	GLU	OE1-CD-OE2	-8.98	112.53	123.30
1	bh	173	ARG	NE-CZ-NH1	8.98	124.79	120.30
1	bn	229	ARG	NE-CZ-NH2	8.98	124.79	120.30
1	bL	32	PHE	CB-CG-CD2	8.98	127.08	120.80
1	et	132	ARG	NE-CZ-NH1	8.98	124.79	120.30
1	65	32	PHE	CB-CG-CD1	-8.97	114.52	120.80
1	a2	164	TYR	CB-CG-CD2	-8.97	115.61	121.00
1	84	197	ASP	CB-CG-OD2	8.97	126.38	118.30
1	aj	162	ARG	NE-CZ-NH2	-8.97	115.81	120.30
1	bZ	162	ARG	NE-CZ-NH1	8.97	124.79	120.30
1	A	161	PHE	CB-CG-CD1	-8.97	114.52	120.80
1	1W	132	ARG	NE-CZ-NH2	8.97	124.79	120.30
1	lc	130	TYR	CB-CG-CD2	-8.97	115.62	121.00
1	55	40	PHE	CB-CG-CD2	-8.97	114.52	120.80
1	em	18	ARG	NE-CZ-NH2	-8.97	115.81	120.30
1	k7	82	ARG	NE-CZ-NH1	8.97	124.78	120.30
1	lj	130	TYR	CB-CG-CD2	-8.97	115.62	121.00
1	37	229	ARG	NE-CZ-NH2	-8.97	115.82	120.30
1	5S	82	ARG	NE-CZ-NH2	-8.97	115.82	120.30
1	6Y	154	ARG	NH1-CZ-NH2	-8.97	109.54	119.40
1	8d	164	TYR	CB-CG-CD2	-8.97	115.62	121.00
1	b3	154	ARG	NH1-CZ-NH2	-8.97	109.53	119.40
1	8R	82	ARG	NH1-CZ-NH2	-8.97	109.54	119.40
1	ac	162	ARG	NE-CZ-NH2	-8.97	115.82	120.30
1	b8	197	ASP	CB-CG-OD2	8.97	126.37	118.30
1	bv	169	TYR	CB-CG-CD2	8.97	126.38	121.00
1	e8	132	ARG	NE-CZ-NH2	-8.97	115.82	120.30

Continued on next page...

Continued from previous page...

Mol	Chain	Res	Type	Atoms	Z	Observed(°)	Ideal(°)
1	1n	215	MET	CG-SD-CE	-8.97	85.85	100.20
1	z	164	TYR	CB-CG-CD2	-8.97	115.62	121.00
1	iO	164	TYR	CB-CG-CD1	8.96	126.38	121.00
1	2J	229	ARG	NE-CZ-NH1	8.97	124.78	120.30
1	7n	154	ARG	NH1-CZ-NH2	-8.97	109.54	119.40
1	20	168	PHE	CB-CG-CD1	-8.96	114.53	120.80
1	2j	142	VAL	CA-CB-CG2	-8.96	97.45	110.90
1	34	167	ARG	NE-CZ-NH1	8.96	124.78	120.30
1	40	167	ARG	NE-CZ-NH1	8.97	124.78	120.30
1	dY	173	ARG	NE-CZ-NH2	-8.97	115.82	120.30
1	fz	169	TYR	CB-CG-CD2	8.97	126.38	121.00
1	3R	166	ASP	CB-CG-OD1	8.96	126.37	118.30
1	5C	18	ARG	NE-CZ-NH2	-8.96	115.82	120.30
1	fX	154	ARG	NE-CZ-NH2	-8.96	115.82	120.30
1	8b	100	ARG	NE-CZ-NH1	8.96	124.78	120.30
1	ho	216	THR	CA-CB-CG2	-8.96	99.86	112.40
1	7w	18	ARG	NE-CZ-NH1	8.96	124.78	120.30
1	8H	97	ARG	NE-CZ-NH1	8.96	124.78	120.30
1	eJ	229	ARG	NE-CZ-NH2	-8.96	115.82	120.30
1	bf	18	ARG	NH1-CZ-NH2	-8.96	109.54	119.40
1	cm	82	ARG	NE-CZ-NH1	8.96	124.78	120.30
1	1n	18	ARG	NE-CZ-NH1	-8.96	115.82	120.30
1	gQ	143	ARG	NE-CZ-NH2	-8.96	115.82	120.30
1	jI	130	TYR	CG-CD2-CE2	8.96	128.47	121.30
1	kl	143	ARG	NE-CZ-NH1	8.96	124.78	120.30
1	5R	97	ARG	NE-CZ-NH2	-8.96	115.82	120.30
1	8a	167	ARG	NE-CZ-NH2	-8.96	115.82	120.30
1	8L	40	PHE	CB-CG-CD1	-8.96	114.53	120.80
1	cN	97	ARG	NE-CZ-NH1	8.96	124.78	120.30
1	da	143	ARG	NE-CZ-NH2	-8.96	115.82	120.30
1	fE	100	ARG	NE-CZ-NH1	8.96	124.78	120.30
1	dB	229	ARG	NE-CZ-NH2	-8.96	115.82	120.30
1	eU	40	PHE	CB-CG-CD2	-8.96	114.53	120.80
1	fB	132	ARG	NE-CZ-NH2	8.96	124.78	120.30
1	fO	169	TYR	CG-CD1-CE1	-8.96	114.13	121.30
1	gA	143	ARG	NE-CZ-NH1	8.96	124.78	120.30
1	kN	82	ARG	NE-CZ-NH1	8.96	124.78	120.30
1	4s	132	ARG	NE-CZ-NH1	8.95	124.78	120.30
1	aB	132	ARG	NE-CZ-NH2	8.96	124.78	120.30
1	J	173	ARG	NE-CZ-NH1	8.95	124.78	120.30
1	46	143	ARG	NE-CZ-NH2	-8.95	115.82	120.30
1	4z	100	ARG	NE-CZ-NH2	-8.95	115.82	120.30

Continued on next page...

Continued from previous page...

Mol	Chain	Res	Type	Atoms	Z	Observed(°)	Ideal(°)
1	9a	133	TRP	CB-CG-CD2	-8.95	114.96	126.60
1	c5	81	ASP	CB-CG-OD2	-8.95	110.24	118.30
1	gj	208	ALA	N-CA-CB	8.95	122.63	110.10
1	7l	214	MET	CG-SD-CE	-8.95	85.88	100.20
1	aT	162	ARG	NE-CZ-NH1	8.95	124.78	120.30
1	fl	154	ARG	NE-CZ-NH2	-8.95	115.82	120.30
1	lJ	167	ARG	NE-CZ-NH1	8.95	124.78	120.30
1	6A	132	ARG	NE-CZ-NH2	-8.95	115.83	120.30
1	jx	154	ARG	NE-CZ-NH1	8.95	124.77	120.30
1	k6	97	ARG	NH1-CZ-NH2	-8.95	109.56	119.40
1	kZ	100	ARG	NE-CZ-NH1	8.95	124.77	120.30
1	9a	132	ARG	NE-CZ-NH1	8.95	124.77	120.30
1	9F	168	PHE	CB-CG-CD1	8.95	127.06	120.80
1	l1	173	ARG	NE-CZ-NH2	-8.95	115.83	120.30
1	dD	18	ARG	NE-CZ-NH2	8.95	124.77	120.30
1	fn	154	ARG	NE-CZ-NH1	8.95	124.78	120.30
1	ga	82	ARG	NE-CZ-NH2	-8.95	115.83	120.30
1	hC	215	MET	CG-SD-CE	-8.95	85.89	100.20
1	iK	229	ARG	NE-CZ-NH2	-8.95	115.83	120.30
1	jZ	173	ARG	NE-CZ-NH2	-8.95	115.83	120.30
1	32	130	TYR	CZ-CE2-CD2	-8.95	111.75	119.80
1	3u	130	TYR	CB-CG-CD2	-8.95	115.63	121.00
1	kQ	40	PHE	CB-CG-CD1	8.94	127.06	120.80
1	3k	229	ARG	NE-CZ-NH1	8.95	124.77	120.30
1	9P	143	ARG	NE-CZ-NH2	-8.95	115.83	120.30
1	a8	100	ARG	NE-CZ-NH1	8.95	124.77	120.30
1	fa	145	TYR	CB-CG-CD2	-8.95	115.63	121.00
1	7l	18	ARG	NE-CZ-NH1	8.94	124.77	120.30
1	9W	32	PHE	CB-CG-CD1	8.94	127.06	120.80
1	dJ	162	ARG	NE-CZ-NH2	-8.94	115.83	120.30
1	iP	167	ARG	NE-CZ-NH1	8.94	124.77	120.30
1	jj	229	ARG	NE-CZ-NH1	8.94	124.77	120.30
1	jj	132	ARG	NE-CZ-NH2	-8.94	115.83	120.30
1	jB	162	ARG	NE-CZ-NH2	-8.94	115.83	120.30
1	kV	143	ARG	NE-CZ-NH2	-8.94	115.83	120.30
1	l5	162	ARG	NE-CZ-NH1	8.94	124.77	120.30
1	lE	100	ARG	NE-CZ-NH2	-8.94	115.83	120.30
1	b5	162	ARG	NE-CZ-NH1	8.94	124.77	120.30
1	cJ	229	ARG	NE-CZ-NH2	-8.94	115.83	120.30
1	2K	154	ARG	NE-CZ-NH1	-8.94	115.83	120.30
1	I	197	ASP	CB-CG-OD1	-8.94	110.25	118.30
1	7O	229	ARG	NE-CZ-NH2	-8.94	115.83	120.30

Continued on next page...

Continued from previous page...

Mol	Chain	Res	Type	Atoms	Z	Observed(°)	Ideal(°)
1	gd	45	GLU	OE1-CD-OE2	-8.94	112.58	123.30
1	gw	18	ARG	NE-CZ-NH2	-8.94	115.83	120.30
1	iv	82	ARG	NE-CZ-NH1	-8.94	115.83	120.30
1	ls	167	ARG	NE-CZ-NH1	8.94	124.77	120.30
1	2J	162	ARG	NE-CZ-NH2	-8.94	115.83	120.30
1	38	173	ARG	NE-CZ-NH1	8.94	124.77	120.30
1	5F	162	ARG	NE-CZ-NH2	-8.94	115.83	120.30
1	6I	145	TYR	CB-CG-CD1	-8.94	115.64	121.00
1	kS	132	ARG	NE-CZ-NH2	-8.94	115.83	120.30
1	l3	154	ARG	NE-CZ-NH2	8.94	124.77	120.30
1	3J	81	ASP	CB-CG-OD1	-8.94	110.26	118.30
1	74	18	ARG	NE-CZ-NH1	8.94	124.77	120.30
1	8V	154	ARG	NE-CZ-NH2	-8.94	115.83	120.30
1	9L	82	ARG	NE-CZ-NH1	8.94	124.77	120.30
1	bU	143	ARG	NE-CZ-NH2	-8.94	115.83	120.30
1	dt	82	ARG	NE-CZ-NH1	8.94	124.77	120.30
1	dv	100	ARG	NE-CZ-NH2	-8.94	115.83	120.30
1	eg	173	ARG	NE-CZ-NH2	-8.94	115.83	120.30
1	eE	169	TYR	CB-CG-CD2	-8.94	115.64	121.00
1	A	130	TYR	CB-CG-CD2	-8.94	115.64	121.00
1	1O	103	ASP	CB-CG-OD2	-8.93	110.26	118.30
1	iz	100	ARG	NE-CZ-NH2	-8.93	115.83	120.30
1	g8	162	ARG	NE-CZ-NH1	8.93	124.77	120.30
1	gi	143	ARG	NE-CZ-NH2	-8.93	115.83	120.30
1	jC	162	ARG	NE-CZ-NH2	8.93	124.77	120.30
1	k6	18	ARG	NE-CZ-NH1	8.93	124.77	120.30
1	lI	229	ARG	NE-CZ-NH1	8.93	124.77	120.30
1	3P	110	THR	N-CA-CB	8.93	127.27	110.30
1	9X	130	TYR	CB-CG-CD1	8.93	126.36	121.00
1	4L	164	TYR	CB-CG-CD2	8.93	126.36	121.00
1	7e	215	MET	CG-SD-CE	-8.93	85.91	100.20
1	7U	167	ARG	NE-CZ-NH2	-8.93	115.83	120.30
1	bJ	82	ARG	NE-CZ-NH1	8.93	124.77	120.30
1	eL	164	TYR	CB-CG-CD2	8.93	126.36	121.00
1	3T	100	ARG	NE-CZ-NH1	8.93	124.76	120.30
1	3Z	152	ASP	CB-CG-OD1	-8.93	110.27	118.30
1	aT	103	ASP	CB-CG-OD2	8.93	126.33	118.30
1	ih	18	ARG	NE-CZ-NH1	8.93	124.76	120.30
1	jt	145	TYR	CB-CG-CD1	-8.93	115.64	121.00
1	kI	197	ASP	CB-CG-OD2	-8.93	110.27	118.30
1	lC	97	ARG	NE-CZ-NH1	8.93	124.76	120.30
1	5V	40	PHE	CB-CG-CD1	8.93	127.05	120.80

Continued on next page...

Continued from previous page...

Mol	Chain	Res	Type	Atoms	Z	Observed(°)	Ideal(°)
1	5Z	82	ARG	NE-CZ-NH1	8.93	124.76	120.30
1	bf	154	ARG	NE-CZ-NH2	-8.93	115.84	120.30
1	f5	164	TYR	CB-CG-CD1	-8.93	115.64	121.00
1	s	97	ARG	NE-CZ-NH1	8.93	124.76	120.30
1	D	40	PHE	CB-CG-CD1	-8.93	114.55	120.80
1	iM	162	ARG	NE-CZ-NH1	8.92	124.76	120.30
1	ln	168	PHE	CB-CG-CD1	-8.92	114.55	120.80
1	6s	82	ARG	NE-CZ-NH2	-8.92	115.84	120.30
1	bp	32	PHE	CB-CG-CD2	8.92	127.05	120.80
1	h1	169	TYR	CB-CG-CD2	-8.92	115.65	121.00
1	iD	154	ARG	NE-CZ-NH2	-8.92	115.84	120.30
1	9d	18	ARG	NE-CZ-NH1	-8.92	115.84	120.30
1	b3	173	ARG	NE-CZ-NH2	-8.92	115.84	120.30
1	bF	82	ARG	NE-CZ-NH1	8.92	124.76	120.30
1	cC	152	ASP	CB-CG-OD2	-8.92	110.27	118.30
1	lw	145	TYR	CB-CG-CD2	-8.92	115.65	121.00
1	j8	18	ARG	NE-CZ-NH1	8.92	124.76	120.30
1	1V	81	ASP	CB-CG-OD1	8.92	126.33	118.30
1	4V	32	PHE	CB-CG-CD1	-8.92	114.56	120.80
1	6G	154	ARG	NE-CZ-NH2	-8.92	115.84	120.30
1	e4	130	TYR	CB-CG-CD2	-8.92	115.65	121.00
1	ep	145	TYR	CB-CG-CD1	8.92	126.35	121.00
1	4Z	211	LEU	CB-CG-CD2	-8.92	95.84	111.00
1	55	97	ARG	NE-CZ-NH1	8.92	124.76	120.30
1	76	169	TYR	CB-CG-CD2	-8.92	115.65	121.00
1	9x	169	TYR	CB-CG-CD1	8.92	126.35	121.00
1	cW	130	TYR	CB-CG-CD2	8.92	126.35	121.00
1	fD	185	MET	CG-SD-CE	-8.92	85.93	100.20
1	iK	18	ARG	NE-CZ-NH1	8.92	124.76	120.30
1	ji	229	ARG	NE-CZ-NH1	8.92	124.76	120.30
1	3P	133	TRP	CB-CG-CD1	8.92	138.59	127.00
1	dR	82	ARG	NE-CZ-NH2	-8.92	115.84	120.30
1	f1	209	ALA	N-CA-CB	8.92	122.58	110.10
1	aP	18	ARG	NE-CZ-NH1	8.92	124.76	120.30
1	bp	173	ARG	NE-CZ-NH1	8.92	124.76	120.30
1	1c	14	ALA	N-CA-CB	8.92	122.58	110.10
1	1h	162	ARG	NH1-CZ-NH2	-8.92	109.59	119.40
1	g4	132	ARG	NE-CZ-NH2	-8.92	115.84	120.30
1	i6	166	ASP	CB-CG-OD1	8.91	126.32	118.30
1	8T	173	ARG	NE-CZ-NH1	8.91	124.76	120.30
1	de	97	ARG	NE-CZ-NH2	-8.91	115.84	120.30
1	f0	167	ARG	NE-CZ-NH2	-8.91	115.84	120.30

Continued on next page...

Continued from previous page...

Mol	Chain	Res	Type	Atoms	Z	Observed(°)	Ideal(°)
1	gP	40	PHE	CB-CG-CD2	8.91	127.04	120.80
1	iI	184	TRP	CE2-CD2-CG	-8.91	100.17	107.30
1	ik	100	ARG	NE-CZ-NH2	-8.91	115.84	120.30
1	iv	154	ARG	NE-CZ-NH1	8.91	124.76	120.30
1	kP	82	ARG	NE-CZ-NH1	8.91	124.76	120.30
1	4n	82	ARG	NE-CZ-NH1	8.91	124.76	120.30
1	4G	81	ASP	CB-CG-OD2	8.91	126.32	118.30
1	5Z	143	ARG	NE-CZ-NH1	8.91	124.76	120.30
1	7L	161	PHE	CB-CG-CD1	8.91	127.04	120.80
1	aW	164	TYR	CG-CD2-CE2	-8.91	114.17	121.30
1	bG	132	ARG	NE-CZ-NH2	-8.91	115.84	120.30
1	iO	229	ARG	NE-CZ-NH1	8.91	124.75	120.30
1	6g	32	PHE	CB-CG-CD2	8.91	127.04	120.80
1	2D	197	ASP	CB-CG-OD1	-8.91	110.28	118.30
1	3W	145	TYR	CB-CG-CD2	-8.91	115.66	121.00
1	6P	167	ARG	NE-CZ-NH2	-8.91	115.84	120.30
1	8N	96	MET	CG-SD-CE	8.91	114.45	100.20
1	8S	216	THR	CA-CB-CG2	-8.91	99.93	112.40
1	bR	162	ARG	NE-CZ-NH2	-8.91	115.85	120.30
1	gV	82	ARG	NE-CZ-NH2	-8.91	115.85	120.30
1	jI	161	PHE	CB-CG-CD1	-8.91	114.56	120.80
1	jC	18	ARG	NE-CZ-NH1	8.91	124.75	120.30
1	kb	132	ARG	NH1-CZ-NH2	-8.91	109.60	119.40
1	3u	32	PHE	CB-CG-CD1	8.91	127.03	120.80
1	cq	145	TYR	CB-CG-CD2	8.91	126.34	121.00
1	6F	167	ARG	NE-CZ-NH2	-8.91	115.85	120.30
1	7m	166	ASP	CB-CG-OD1	-8.91	110.28	118.30
1	7P	100	ARG	NE-CZ-NH1	8.91	124.75	120.30
1	a9	100	ARG	NE-CZ-NH1	8.91	124.75	120.30
1	h9	40	PHE	CB-CG-CD1	-8.90	114.57	120.80
1	1P	173	ARG	NE-CZ-NH1	8.90	124.75	120.30
1	iR	152	ASP	CB-CG-OD2	8.90	126.31	118.30
1	lO	173	ARG	NH1-CZ-NH2	-8.90	109.61	119.40
1	5o	167	ARG	NE-CZ-NH1	8.90	124.75	120.30
1	8h	161	PHE	CB-CG-CD1	8.90	127.03	120.80
1	8z	97	ARG	NE-CZ-NH1	8.90	124.75	120.30
1	ca	164	TYR	CB-CG-CD2	-8.90	115.66	121.00
1	fz	168	PHE	CB-CG-CD1	-8.90	114.57	120.80
1	iz	168	PHE	CB-CG-CD2	-8.90	114.57	120.80
1	iC	162	ARG	NE-CZ-NH1	8.90	124.75	120.30
1	iN	143	ARG	NE-CZ-NH2	8.90	124.75	120.30
1	1Y	130	TYR	CB-CG-CD1	8.90	126.34	121.00

Continued on next page...

Continued from previous page...

Mol	Chain	Res	Type	Atoms	Z	Observed(°)	Ideal(°)
1	7I	96	MET	CG-SD-CE	-8.90	85.96	100.20
1	e5	82	ARG	NE-CZ-NH1	8.90	124.75	120.30
1	jr	130	TYR	CB-CG-CD1	8.90	126.34	121.00
1	kz	132	ARG	NE-CZ-NH2	-8.90	115.85	120.30
1	33	31	ALA	N-CA-CB	-8.90	97.64	110.10
1	96	58	THR	CA-CB-CG2	-8.90	99.94	112.40
1	0	197	ASP	CB-CG-OD1	8.90	126.31	118.30
1	iM	55	MET	CG-SD-CE	-8.90	85.96	100.20
1	k8	173	ARG	NE-CZ-NH2	-8.90	115.85	120.30
1	g9	173	ARG	NE-CZ-NH1	-8.90	115.85	120.30
1	lM	143	ARG	NE-CZ-NH1	8.90	124.75	120.30
1	52	97	ARG	NE-CZ-NH1	8.90	124.75	120.30
1	6U	173	ARG	NE-CZ-NH1	8.90	124.75	120.30
1	9o	132	ARG	NE-CZ-NH2	-8.90	115.85	120.30
1	br	164	TYR	CB-CG-CD2	-8.90	115.66	121.00
1	1Y	132	ARG	NE-CZ-NH1	8.90	124.75	120.30
1	lb	154	ARG	NE-CZ-NH1	8.90	124.75	120.30
1	eJ	96	MET	CG-SD-CE	-8.90	85.96	100.20
1	bl	145	TYR	CB-CG-CD2	8.90	126.34	121.00
1	bY	167	ARG	NE-CZ-NH2	-8.90	115.85	120.30
1	cE	154	ARG	NE-CZ-NH1	8.90	124.75	120.30
1	dH	32	PHE	CB-CG-CD1	8.90	127.03	120.80
1	e0	97	ARG	NE-CZ-NH2	8.90	124.75	120.30
1	ez	143	ARG	NE-CZ-NH2	8.90	124.75	120.30
1	it	97	ARG	NE-CZ-NH2	-8.89	115.85	120.30
1	k0	40	PHE	CB-CG-CD1	-8.89	114.57	120.80
1	4u	163	ASP	CB-CG-OD1	8.89	126.30	118.30
1	5s	164	TYR	CB-CG-CD2	-8.89	115.66	121.00
1	9c	143	ARG	NE-CZ-NH2	-8.89	115.85	120.30
1	9I	197	ASP	CB-CG-OD2	8.89	126.31	118.30
1	10	18	ARG	NE-CZ-NH2	-8.89	115.85	120.30
1	1x	82	ARG	NE-CZ-NH1	8.89	124.75	120.30
1	hf	130	TYR	CB-CG-CD2	-8.89	115.67	121.00
1	jF	229	ARG	NE-CZ-NH2	8.89	124.75	120.30
1	3Q	11	VAL	CA-CB-CG1	8.89	124.24	110.90
1	88	154	ARG	NE-CZ-NH2	-8.89	115.86	120.30
1	9R	154	ARG	NE-CZ-NH2	-8.89	115.85	120.30
1	et	166	ASP	CB-CG-OD2	8.89	126.30	118.30
1	fS	40	PHE	CB-CG-CD1	-8.89	114.58	120.80
1	t	132	ARG	NE-CZ-NH2	8.89	124.75	120.30
1	k	184	TRP	CB-CG-CD1	-8.89	115.44	127.00
1	iH	164	TYR	CB-CG-CD1	8.89	126.33	121.00

Continued on next page...

Continued from previous page...

Mol	Chain	Res	Type	Atoms	Z	Observed(°)	Ideal(°)
1	kV	161	PHE	CB-CG-CD2	-8.89	114.58	120.80
1	lj	167	ARG	NE-CZ-NH1	8.89	124.74	120.30
1	3E	164	TYR	CB-CG-CD2	-8.89	115.67	121.00
1	3P	204	ALA	N-CA-CB	-8.89	97.66	110.10
1	4s	100	ARG	NE-CZ-NH2	-8.89	115.86	120.30
1	94	55	MET	CG-SD-CE	-8.89	85.98	100.20
1	a3	162	ARG	NE-CZ-NH1	8.89	124.74	120.30
1	N	103	ASP	CB-CG-OD1	8.89	126.30	118.30
1	65	162	ARG	NE-CZ-NH2	-8.89	115.86	120.30
1	bH	185	MET	CG-SD-CE	-8.89	85.98	100.20
1	fw	51	ASP	CB-CG-OD1	8.89	126.30	118.30
1	jQ	197	ASP	CB-CG-OD1	8.89	126.30	118.30
1	3E	100	ARG	NE-CZ-NH1	8.89	124.74	120.30
1	2Z	154	ARG	NE-CZ-NH2	-8.88	115.86	120.30
1	4x	130	TYR	CB-CG-CD1	8.88	126.33	121.00
1	5y	145	TYR	CB-CG-CD2	-8.89	115.67	121.00
1	9v	143	ARG	NE-CZ-NH2	8.88	124.74	120.30
1	bt	169	TYR	CB-CG-CD2	-8.88	115.67	121.00
1	e3	81	ASP	CB-CG-OD2	-8.88	110.30	118.30
1	eF	145	TYR	CB-CG-CD1	-8.88	115.67	121.00
1	f7	197	ASP	CB-CG-OD2	8.88	126.30	118.30
1	it	103	ASP	CB-CG-OD1	8.88	126.29	118.30
1	3o	18	ARG	NE-CZ-NH2	-8.88	115.86	120.30
1	a4	169	TYR	CB-CG-CD2	-8.88	115.67	121.00
1	g3	32	PHE	CB-CG-CD1	8.88	127.02	120.80
1	3H	173	ARG	NE-CZ-NH1	8.88	124.74	120.30
1	5T	107	THR	CA-CB-CG2	-8.88	99.97	112.40
1	b9	18	ARG	NE-CZ-NH1	8.88	124.74	120.30
1	d1	18	ARG	NE-CZ-NH2	-8.88	115.86	120.30
1	8n	81	ASP	CB-CG-OD2	-8.88	110.31	118.30
1	bq	173	ARG	NE-CZ-NH2	-8.88	115.86	120.30
1	U	173	ARG	NE-CZ-NH1	8.88	124.74	120.30
1	1I	145	TYR	CB-CG-CD1	8.88	126.33	121.00
1	4T	164	TYR	CB-CG-CD2	8.88	126.33	121.00
1	eJ	164	TYR	CB-CG-CD1	-8.88	115.67	121.00
1	fe	82	ARG	NE-CZ-NH2	-8.88	115.86	120.30
1	ho	100	ARG	NE-CZ-NH1	8.88	124.74	120.30
1	ls	66	MET	CG-SD-CE	-8.88	86.00	100.20
1	19	229	ARG	NE-CZ-NH2	-8.88	115.86	120.30
1	bP	130	TYR	CB-CG-CD2	-8.88	115.67	121.00
1	fv	100	ARG	NE-CZ-NH1	8.88	124.74	120.30
1	f2	119	THR	CA-CB-CG2	8.88	124.83	112.40

Continued on next page...

Continued from previous page...

Mol	Chain	Res	Type	Atoms	Z	Observed(°)	Ideal(°)
1	jk	162	ARG	NE-CZ-NH1	8.88	124.74	120.30
1	la	229	ARG	NE-CZ-NH2	-8.88	115.86	120.30
1	4d	166	ASP	CB-CG-OD2	8.88	126.29	118.30
1	4n	68	MET	CG-SD-CE	-8.88	86.00	100.20
1	4u	132	ARG	NE-CZ-NH1	8.88	124.74	120.30
1	lD	40	PHE	CB-CG-CD2	-8.87	114.59	120.80
1	lO	143	ARG	NE-CZ-NH2	-8.87	115.86	120.30
1	6g	161	PHE	CB-CG-CD2	8.87	127.01	120.80
1	8l	143	ARG	NE-CZ-NH1	8.88	124.74	120.30
1	c5	51	ASP	CB-CG-OD2	8.87	126.29	118.30
1	cm	100	ARG	NE-CZ-NH1	8.88	124.74	120.30
1	cH	229	ARG	NE-CZ-NH2	-8.87	115.86	120.30
1	fN	149	SER	N-CA-CB	8.88	123.81	110.50
1	0	143	ARG	NE-CZ-NH2	-8.88	115.86	120.30
1	u	162	ARG	NE-CZ-NH1	8.87	124.74	120.30
1	gm	173	ARG	NE-CZ-NH1	8.87	124.74	120.30
1	gA	23	TRP	CB-CG-CD1	8.87	138.53	127.00
1	lE	18	ARG	NH1-CZ-NH2	-8.87	109.64	119.40
1	lV	82	ARG	NH1-CZ-NH2	-8.87	109.64	119.40
1	86	162	ARG	NH1-CZ-NH2	-8.87	109.64	119.40
1	ao	18	ARG	NE-CZ-NH2	-8.87	115.86	120.30
1	dU	97	ARG	NE-CZ-NH1	8.87	124.74	120.30
1	fo	40	PHE	CB-CG-CD1	8.87	127.01	120.80
1	A	169	TYR	CB-CG-CD2	8.87	126.32	121.00
1	gu	143	ARG	NE-CZ-NH2	-8.87	115.86	120.30
1	4n	162	ARG	NE-CZ-NH1	8.87	124.73	120.30
1	6L	229	ARG	NE-CZ-NH1	8.87	124.73	120.30
1	hH	132	ARG	NH1-CZ-NH2	-8.87	109.64	119.40
1	k9	100	ARG	NE-CZ-NH2	-8.87	115.87	120.30
1	lz	132	ARG	NE-CZ-NH2	-8.87	115.87	120.30
1	2H	100	ARG	NE-CZ-NH1	8.87	124.73	120.30
1	9y	82	ARG	NH1-CZ-NH2	-8.87	109.64	119.40
1	a2	145	TYR	CB-CG-CD1	8.87	126.32	121.00
1	lc	161	PHE	CB-CG-CD2	8.87	127.01	120.80
1	fV	166	ASP	CB-CG-OD1	8.87	126.28	118.30
1	W	40	PHE	CB-CG-CD1	-8.87	114.59	120.80
1	8	143	ARG	NE-CZ-NH2	8.87	124.73	120.30
1	hr	130	TYR	CB-CG-CD2	-8.87	115.68	121.00
1	kd	81	ASP	CB-CG-OD2	8.86	126.28	118.30
1	kZ	167	ARG	NH1-CZ-NH2	-8.87	109.65	119.40
1	lR	81	ASP	CB-CG-OD2	8.87	126.28	118.30
1	4S	154	ARG	NE-CZ-NH1	-8.87	115.87	120.30

Continued on next page...

Continued from previous page...

Mol	Chain	Res	Type	Atoms	Z	Observed(°)	Ideal(°)
1	51	97	ARG	NE-CZ-NH2	-8.87	115.87	120.30
1	6S	97	ARG	NE-CZ-NH1	8.86	124.73	120.30
1	8w	228	ALA	N-CA-CB	8.87	122.51	110.10
1	de	162	ARG	NE-CZ-NH2	-8.87	115.87	120.30
1	g5	100	ARG	NE-CZ-NH2	-8.87	115.87	120.30
1	k3	169	TYR	CB-CG-CD2	-8.86	115.68	121.00
1	lN	18	ARG	NE-CZ-NH2	-8.86	115.87	120.30
1	f8	130	TYR	CB-CG-CD2	-8.86	115.68	121.00
1	15	143	ARG	NE-CZ-NH2	-8.86	115.87	120.30
1	bP	161	PHE	CB-CG-CD1	8.86	127.00	120.80
1	c1	97	ARG	NE-CZ-NH1	8.86	124.73	120.30
1	ce	145	TYR	CB-CG-CD1	8.86	126.32	121.00
1	dX	162	ARG	NE-CZ-NH1	8.86	124.73	120.30
1	fh	132	ARG	NH1-CZ-NH2	-8.86	109.65	119.40
1	1x	51	ASP	CB-CG-OD1	8.86	126.28	118.30
1	a	32	PHE	CB-CG-CD1	8.86	127.00	120.80
1	gm	130	TYR	CZ-CE2-CD2	-8.86	111.83	119.80
1	j4	97	ARG	NE-CZ-NH2	-8.86	115.87	120.30
1	k0	152	ASP	CB-CG-OD2	8.86	126.27	118.30
1	26	32	PHE	CB-CG-CD2	-8.86	114.60	120.80
1	9Y	132	ARG	NE-CZ-NH1	8.86	124.73	120.30
1	kr	32	PHE	CB-CG-CD2	8.86	127.00	120.80
1	3b	82	ARG	NE-CZ-NH1	8.86	124.73	120.30
1	3E	168	PHE	CB-CG-CD1	-8.86	114.60	120.80
1	4t	154	ARG	NE-CZ-NH2	-8.86	115.87	120.30
1	5Q	100	ARG	NE-CZ-NH2	-8.86	115.87	120.30
1	5Y	82	ARG	NE-CZ-NH2	-8.86	115.87	120.30
1	8t	229	ARG	NE-CZ-NH1	8.86	124.73	120.30
1	eF	100	ARG	NE-CZ-NH2	-8.86	115.87	120.30
1	eI	18	ARG	NE-CZ-NH1	8.86	124.73	120.30
1	I	154	ARG	NE-CZ-NH1	8.86	124.73	120.30
1	gb	97	ARG	NE-CZ-NH1	8.86	124.73	120.30
1	ke	229	ARG	NH1-CZ-NH2	-8.86	109.66	119.40
1	hA	229	ARG	NE-CZ-NH2	-8.86	115.87	120.30
1	3H	97	ARG	NE-CZ-NH1	8.86	124.73	120.30
1	6v	117	TRP	CD1-CG-CD2	-8.86	99.21	106.30
1	8m	197	ASP	CB-CG-OD2	8.86	126.27	118.30
1	jD	97	ARG	NE-CZ-NH1	8.85	124.73	120.30
1	58	51	ASP	CB-CG-OD1	8.85	126.27	118.30
1	eN	40	PHE	CB-CG-CD1	8.85	127.00	120.80
1	g8	82	ARG	NE-CZ-NH2	-8.85	115.87	120.30
1	gB	143	ARG	NE-CZ-NH1	8.85	124.73	120.30

Continued on next page...

Continued from previous page...

Mol	Chain	Res	Type	Atoms	Z	Observed(°)	Ideal(°)
1	3C	229	ARG	NE-CZ-NH1	8.85	124.73	120.30
1	8A	97	ARG	NE-CZ-NH2	-8.85	115.87	120.30
1	9b	130	TYR	CB-CG-CD2	-8.85	115.69	121.00
1	9H	39	MET	CG-SD-CE	-8.85	86.03	100.20
1	bl	154	ARG	NE-CZ-NH1	-8.85	115.87	120.30
1	dR	173	ARG	NE-CZ-NH1	8.85	124.73	120.30
1	eK	167	ARG	NE-CZ-NH2	-8.85	115.87	120.30
1	2D	169	TYR	CB-CG-CD2	8.85	126.31	121.00
1	du	154	ARG	NE-CZ-NH1	8.85	124.73	120.30
1	n	173	ARG	NE-CZ-NH1	8.85	124.73	120.30
1	iI	145	TYR	CB-CG-CD1	8.85	126.31	121.00
1	jo	32	PHE	CB-CG-CD2	8.85	127.00	120.80
1	42	167	ARG	NE-CZ-NH1	8.85	124.72	120.30
1	98	51	ASP	CB-CG-OD1	8.85	126.27	118.30
1	gx	173	ARG	NE-CZ-NH1	8.85	124.72	120.30
1	gy	168	PHE	CB-CG-CD2	8.85	126.99	120.80
1	1Q	132	ARG	NE-CZ-NH1	8.85	124.72	120.30
1	8T	143	ARG	NE-CZ-NH1	8.85	124.72	120.30
1	9F	100	ARG	NE-CZ-NH2	-8.85	115.88	120.30
1	ep	82	ARG	NE-CZ-NH1	8.85	124.72	120.30
1	1y	82	ARG	NE-CZ-NH2	-8.85	115.88	120.30
1	R	132	ARG	NE-CZ-NH1	8.85	124.72	120.30
1	hC	162	ARG	NE-CZ-NH2	8.85	124.72	120.30
1	is	130	TYR	CG-CD2-CE2	-8.85	114.22	121.30
1	9J	132	ARG	NE-CZ-NH2	-8.85	115.88	120.30
1	k1	169	TYR	CZ-CE2-CD2	-8.85	111.84	119.80
1	4m	130	TYR	CZ-CE2-CD2	8.85	127.76	119.80
1	6T	145	TYR	CB-CG-CD2	8.85	126.31	121.00
1	7o	40	PHE	CB-CG-CD2	8.85	126.99	120.80
1	dM	81	ASP	CB-CG-OD2	-8.85	110.34	118.30
1	as	154	ARG	NE-CZ-NH1	8.85	124.72	120.30
1	ch	168	PHE	CB-CG-CD2	-8.85	114.61	120.80
1	1W	164	TYR	CB-CG-CD1	8.84	126.31	121.00
1	lh	132	ARG	NE-CZ-NH1	8.84	124.72	120.30
1	ls	166	ASP	CB-CG-OD2	-8.84	110.34	118.30
1	2G	143	ARG	NE-CZ-NH1	8.84	124.72	120.30
1	cj	173	ARG	NE-CZ-NH2	-8.84	115.88	120.30
1	69	167	ARG	NE-CZ-NH2	-8.84	115.88	120.30
1	7P	162	ARG	NE-CZ-NH1	8.84	124.72	120.30
1	8f	215	MET	CG-SD-CE	-8.84	86.05	100.20
1	at	152	ASP	CB-CG-OD2	8.84	126.26	118.30
1	8O	167	ARG	NE-CZ-NH2	8.84	124.72	120.30

Continued on next page...

Continued from previous page...

Mol	Chain	Res	Type	Atoms	Z	Observed(°)	Ideal(°)
1	fe	173	ARG	NE-CZ-NH1	8.84	124.72	120.30
1	lf	143	ARG	NE-CZ-NH2	-8.84	115.88	120.30
1	lP	229	ARG	NH1-CZ-NH2	-8.84	109.67	119.40
1	a	176	GLN	N-CA-CB	8.84	126.51	110.60
1	jK	130	TYR	CB-CG-CD1	8.84	126.30	121.00
1	lo	100	ARG	NE-CZ-NH1	8.84	124.72	120.30
1	37	169	TYR	CB-CG-CD1	-8.84	115.70	121.00
1	3v	40	PHE	CB-CG-CD1	-8.84	114.61	120.80
1	40	10	MET	CG-SD-CE	-8.84	86.06	100.20
1	5n	152	ASP	CB-CG-OD2	-8.84	110.34	118.30
1	9Q	162	ARG	NE-CZ-NH2	8.84	124.72	120.30
1	cJ	145	TYR	CD1-CE1-CZ	-8.84	111.84	119.80
1	f7	197	ASP	CB-CG-OD1	-8.84	110.34	118.30
1	h3	130	TYR	CB-CG-CD1	8.84	126.30	121.00
1	39	228	ALA	N-CA-CB	-8.84	97.73	110.10
1	bB	82	ARG	NE-CZ-NH2	8.84	124.72	120.30
1	lp	168	PHE	CB-CG-CD2	8.84	126.98	120.80
1	6x	40	PHE	CB-CG-CD1	-8.84	114.61	120.80
1	9F	97	ARG	NE-CZ-NH1	8.84	124.72	120.30
1	cF	164	TYR	CB-CG-CD2	8.84	126.30	121.00
1	d7	162	ARG	NE-CZ-NH1	8.84	124.72	120.30
1	dg	169	TYR	CB-CG-CD1	8.84	126.30	121.00
1	w	18	ARG	NE-CZ-NH1	8.84	124.72	120.30
1	L	40	PHE	CB-CG-CD2	8.84	126.98	120.80
1	h7	18	ARG	NE-CZ-NH1	8.83	124.72	120.30
1	hf	229	ARG	NE-CZ-NH1	8.83	124.72	120.30
1	hg	145	TYR	CG-CD1-CE1	-8.83	114.23	121.30
1	lv	173	ARG	NH1-CZ-NH2	-8.83	109.68	119.40
1	5M	167	ARG	NE-CZ-NH2	-8.83	115.88	120.30
1	6j	100	ARG	NE-CZ-NH2	-8.83	115.88	120.30
1	5H	100	ARG	NE-CZ-NH2	-8.83	115.88	120.30
1	72	154	ARG	NE-CZ-NH1	8.83	124.72	120.30
1	g2	169	TYR	CB-CG-CD1	8.83	126.30	121.00
1	7K	164	TYR	CB-CG-CD2	-8.83	115.70	121.00
1	98	132	ARG	NE-CZ-NH1	8.83	124.72	120.30
1	1F	197	ASP	CB-CG-OD1	8.83	126.25	118.30
1	jX	132	ARG	NE-CZ-NH2	-8.83	115.88	120.30
1	2X	154	ARG	NH1-CZ-NH2	-8.83	109.69	119.40
1	fo	132	ARG	NE-CZ-NH1	8.83	124.72	120.30
1	2s	97	ARG	NH1-CZ-NH2	-8.83	109.69	119.40
1	8g	117	TRP	CB-CG-CD2	8.83	138.08	126.60
1	8C	169	TYR	CB-CG-CD2	8.83	126.30	121.00

Continued on next page...

Continued from previous page...

Mol	Chain	Res	Type	Atoms	Z	Observed(°)	Ideal(°)
1	9m	144	MET	CG-SD-CE	-8.83	86.07	100.20
1	hy	167	ARG	NE-CZ-NH1	8.83	124.71	120.30
1	cg	143	ARG	NE-CZ-NH2	-8.83	115.89	120.30
1	gk	18	ARG	NE-CZ-NH1	8.83	124.71	120.30
1	li	97	ARG	NE-CZ-NH1	8.83	124.71	120.30
1	8a	82	ARG	NE-CZ-NH2	-8.83	115.89	120.30
1	b9	132	ARG	NE-CZ-NH1	8.83	124.71	120.30
1	bH	103	ASP	CB-CG-OD2	8.83	126.24	118.30
1	d3	169	TYR	CB-CG-CD1	8.83	126.30	121.00
1	5E	214	MET	CG-SD-CE	-8.82	86.08	100.20
1	1F	68	MET	CG-SD-CE	-8.82	86.08	100.20
1	hN	229	ARG	NH1-CZ-NH2	-8.82	109.69	119.40
1	3p	166	ASP	CB-CG-OD1	-8.82	110.36	118.30
1	77	173	ARG	NE-CZ-NH1	8.82	124.71	120.30
1	7M	39	MET	CG-SD-CE	-8.82	86.08	100.20
1	8K	32	PHE	CB-CG-CD2	-8.82	114.62	120.80
1	bp	169	TYR	CB-CG-CD2	8.82	126.30	121.00
1	ev	167	ARG	NE-CZ-NH1	8.82	124.71	120.30
1	f6	18	ARG	NE-CZ-NH2	-8.82	115.89	120.30
1	gY	162	ARG	NE-CZ-NH1	8.82	124.71	120.30
1	hi	166	ASP	CB-CG-OD2	-8.82	110.36	118.30
1	2x	32	PHE	CB-CG-CD1	8.82	126.97	120.80
1	4f	169	TYR	CG-CD2-CE2	-8.82	114.24	121.30
1	88	173	ARG	NE-CZ-NH2	-8.82	115.89	120.30
1	aP	118	MET	CA-CB-CG	8.82	128.30	113.30
1	fj	145	TYR	CB-CG-CD1	8.82	126.29	121.00
1	gx	143	ARG	NE-CZ-NH1	8.82	124.71	120.30
1	eK	24	VAL	CA-CB-CG2	-8.82	97.67	110.90
1	g7	51	ASP	CB-CG-OD2	8.82	126.24	118.30
1	iG	162	ARG	NE-CZ-NH1	8.82	124.71	120.30
1	82	97	ARG	NE-CZ-NH1	8.82	124.71	120.30
1	8b	132	ARG	NH1-CZ-NH2	-8.82	109.70	119.40
1	9m	229	ARG	NE-CZ-NH1	8.82	124.71	120.30
1	c3	97	ARG	NE-CZ-NH1	8.82	124.71	120.30
1	fJ	162	ARG	NE-CZ-NH1	8.82	124.71	120.30
1	g5	152	ASP	CB-CG-OD1	8.82	126.23	118.30
1	i8	167	ARG	NE-CZ-NH1	8.81	124.71	120.30
1	iD	164	TYR	CB-CG-CD2	-8.81	115.71	121.00
1	4V	167	ARG	NE-CZ-NH1	-8.81	115.89	120.30
1	9s	145	TYR	CB-CG-CD1	8.81	126.29	121.00
1	g8	132	ARG	NE-CZ-NH2	8.81	124.71	120.30
1	jH	167	ARG	NE-CZ-NH1	8.81	124.71	120.30

Continued on next page...

Continued from previous page...

Mol	Chain	Res	Type	Atoms	Z	Observed(°)	Ideal(°)
1	2R	167	ARG	NE-CZ-NH2	-8.81	115.89	120.30
1	4K	82	ARG	NE-CZ-NH1	8.81	124.71	120.30
1	54	173	ARG	NH1-CZ-NH2	-8.81	109.70	119.40
1	5L	40	PHE	CB-CG-CD2	-8.81	114.63	120.80
1	8V	162	ARG	NE-CZ-NH1	8.81	124.71	120.30
1	ap	144	MET	CG-SD-CE	8.81	114.30	100.20
1	bj	169	TYR	CB-CG-CD2	8.81	126.29	121.00
1	dG	143	ARG	NE-CZ-NH2	-8.81	115.89	120.30
1	fI	65	ALA	N-CA-CB	-8.81	97.76	110.10
1	9	154	ARG	NE-CZ-NH1	8.81	124.71	120.30
1	gp	100	ARG	NE-CZ-NH2	-8.81	115.89	120.30
1	ji	82	ARG	NE-CZ-NH1	8.81	124.71	120.30
1	jK	173	ARG	NE-CZ-NH1	8.81	124.71	120.30
1	2N	164	TYR	CB-CG-CD1	-8.81	115.71	121.00
1	4W	18	ARG	NE-CZ-NH2	8.81	124.71	120.30
1	6D	132	ARG	NE-CZ-NH2	-8.81	115.89	120.30
1	8L	167	ARG	NH1-CZ-NH2	8.81	129.09	119.40
1	9o	100	ARG	NE-CZ-NH1	8.81	124.70	120.30
1	ff	164	TYR	CB-CG-CD2	-8.81	115.71	121.00
1	fS	169	TYR	CB-CG-CD2	8.81	126.29	121.00
1	cS	167	ARG	NE-CZ-NH1	8.81	124.70	120.30
1	2I	82	ARG	NE-CZ-NH2	-8.81	115.90	120.30
1	3I	173	ARG	NE-CZ-NH1	8.81	124.70	120.30
1	lz	167	ARG	NE-CZ-NH2	-8.81	115.90	120.30
1	lD	229	ARG	NE-CZ-NH1	8.81	124.70	120.30
1	aq	32	PHE	CB-CG-CD1	8.81	126.97	120.80
1	ey	169	TYR	CB-CG-CD1	-8.81	115.72	121.00
1	5	143	ARG	NE-CZ-NH2	-8.81	115.90	120.30
1	gH	107	THR	N-CA-CB	8.80	127.03	110.30
1	hR	82	ARG	NE-CZ-NH1	8.80	124.70	120.30
1	iD	143	ARG	NE-CZ-NH1	8.80	124.70	120.30
1	2w	167	ARG	NE-CZ-NH2	-8.81	115.90	120.30
1	5V	148	THR	CA-CB-CG2	-8.80	100.07	112.40
1	6o	167	ARG	NE-CZ-NH2	-8.81	115.90	120.30
1	ad	97	ARG	NE-CZ-NH2	-8.81	115.90	120.30
1	dP	169	TYR	CB-CG-CD2	-8.80	115.72	121.00
1	hT	100	ARG	NE-CZ-NH1	8.80	124.70	120.30
1	iR	10	MET	CG-SD-CE	-8.80	86.12	100.20
1	5I	32	PHE	CB-CG-CD2	8.80	126.96	120.80
1	ak	162	ARG	NE-CZ-NH1	8.80	124.70	120.30
1	as	164	TYR	CB-CG-CD2	-8.80	115.72	121.00
1	15	97	ARG	NE-CZ-NH2	8.80	124.70	120.30

Continued on next page...

Continued from previous page...

Mol	Chain	Res	Type	Atoms	Z	Observed(°)	Ideal(°)
1	cL	173	ARG	NE-CZ-NH1	8.80	124.70	120.30
1	f7	173	ARG	NE-CZ-NH2	-8.80	115.90	120.30
1	ih	167	ARG	NE-CZ-NH1	8.80	124.70	120.30
1	kd	154	ARG	NE-CZ-NH1	-8.80	115.90	120.30
1	bs	105	ALA	N-CA-CB	8.80	122.42	110.10
1	1r	68	MET	CG-SD-CE	-8.80	86.12	100.20
1	j4	82	ARG	NE-CZ-NH1	8.80	124.70	120.30
1	l2	164	TYR	CB-CG-CD2	-8.80	115.72	121.00
1	26	167	ARG	NE-CZ-NH2	8.80	124.70	120.30
1	2H	130	TYR	CB-CG-CD2	8.80	126.28	121.00
1	5S	154	ARG	NE-CZ-NH2	-8.80	115.90	120.30
1	af	173	ARG	NE-CZ-NH1	8.80	124.70	120.30
1	li	103	ASP	CB-CG-OD1	8.80	126.22	118.30
1	h6	18	ARG	NE-CZ-NH1	8.80	124.70	120.30
1	hM	168	PHE	CB-CG-CD1	-8.80	114.64	120.80
1	kz	173	ARG	NE-CZ-NH2	-8.80	115.90	120.30
1	g9	152	ASP	CB-CG-OD1	-8.80	110.38	118.30
1	h5	82	ARG	NE-CZ-NH1	8.80	124.70	120.30
1	3G	100	ARG	NE-CZ-NH2	8.80	124.70	120.30
1	6H	164	TYR	CB-CG-CD2	-8.80	115.72	121.00
1	7v	173	ARG	NE-CZ-NH2	8.80	124.70	120.30
1	8g	132	ARG	NE-CZ-NH1	8.80	124.70	120.30
1	bA	128	GLU	OE1-CD-OE2	-8.80	112.74	123.30
1	dd	100	ARG	NE-CZ-NH2	-8.80	115.90	120.30
1	hg	143	ARG	NE-CZ-NH2	-8.80	115.90	120.30
1	lc	132	ARG	NE-CZ-NH1	8.80	124.70	120.30
1	lI	229	ARG	NH1-CZ-NH2	-8.79	109.73	119.40
1	ia	161	PHE	CB-CG-CD1	8.79	126.96	120.80
1	8D	173	ARG	NE-CZ-NH1	8.80	124.70	120.30
1	3q	173	ARG	NE-CZ-NH2	8.79	124.70	120.30
1	4z	130	TYR	CB-CG-CD1	8.79	126.28	121.00
1	5w	162	ARG	NH1-CZ-NH2	-8.79	109.73	119.40
1	fL	167	ARG	NE-CZ-NH1	8.80	124.70	120.30
1	8k	162	ARG	NE-CZ-NH1	8.79	124.70	120.30
1	e8	143	ARG	NE-CZ-NH2	-8.79	115.90	120.30
1	eU	164	TYR	CB-CG-CD2	-8.79	115.72	121.00
1	hu	82	ARG	NE-CZ-NH1	8.79	124.70	120.30
1	iz	162	ARG	NE-CZ-NH1	8.79	124.70	120.30
1	jS	100	ARG	NE-CZ-NH2	-8.79	115.90	120.30
1	2S	117	TRP	CD1-CG-CD2	-8.79	99.27	106.30
1	ag	32	PHE	CB-CG-CD1	-8.79	114.64	120.80
1	bh	154	ARG	NE-CZ-NH2	-8.79	115.90	120.30

Continued on next page...

Continued from previous page...

Mol	Chain	Res	Type	Atoms	Z	Observed(°)	Ideal(°)
1	bq	100	ARG	NE-CZ-NH1	8.79	124.70	120.30
1	ey	132	ARG	NE-CZ-NH2	-8.79	115.90	120.30
1	iP	143	ARG	NH1-CZ-NH2	-8.79	109.73	119.40
1	6p	132	ARG	NE-CZ-NH2	-8.79	115.90	120.30
1	6q	145	TYR	CB-CG-CD1	8.79	126.28	121.00
1	9q	133	TRP	CB-CG-CD2	-8.79	115.17	126.60
1	a5	65	ALA	N-CA-CB	8.79	122.41	110.10
1	ch	143	ARG	NE-CZ-NH2	8.79	124.69	120.30
1	h7	68	MET	CG-SD-CE	-8.79	86.14	100.20
1	kR	162	ARG	NE-CZ-NH1	8.79	124.69	120.30
1	4J	216	THR	CA-CB-CG2	-8.79	100.09	112.40
1	8D	143	ARG	NE-CZ-NH2	-8.79	115.91	120.30
1	9i	97	ARG	NE-CZ-NH1	8.79	124.69	120.30
1	kv	143	ARG	NE-CZ-NH1	-8.79	115.91	120.30
1	l3	185	MET	CG-SD-CE	-8.79	86.14	100.20
1	5s	97	ARG	NE-CZ-NH1	8.79	124.69	120.30
1	5D	82	ARG	NE-CZ-NH2	-8.79	115.91	120.30
1	5H	18	ARG	NE-CZ-NH1	8.79	124.69	120.30
1	eh	97	ARG	NE-CZ-NH1	8.79	124.69	120.30
1	9t	167	ARG	NE-CZ-NH2	-8.79	115.91	120.30
1	gi	100	ARG	NE-CZ-NH1	8.78	124.69	120.30
1	3X	100	ARG	NE-CZ-NH2	8.78	124.69	120.30
1	aT	167	ARG	NE-CZ-NH2	-8.79	115.91	120.30
1	dE	32	PHE	CB-CG-CD1	-8.79	114.65	120.80
1	bx	168	PHE	CB-CG-CD1	-8.78	114.65	120.80
1	q	162	ARG	NE-CZ-NH2	8.78	124.69	120.30
1	i8	130	TYR	CB-CG-CD2	8.78	126.27	121.00
1	j5	132	ARG	NE-CZ-NH2	-8.78	115.91	120.30
1	kv	143	ARG	NE-CZ-NH2	8.78	124.69	120.30
1	5L	10	MET	CG-SD-CE	-8.78	86.15	100.20
1	90	164	TYR	CB-CG-CD2	-8.78	115.73	121.00
1	5z	82	ARG	NE-CZ-NH2	-8.78	115.91	120.30
1	cE	163	ASP	CB-CG-OD1	-8.78	110.40	118.30
1	dW	100	ARG	NE-CZ-NH1	8.78	124.69	120.30
1	if	36	VAL	CA-CB-CG2	8.78	124.07	110.90
1	6V	173	ARG	NE-CZ-NH1	8.78	124.69	120.30
1	7f	167	ARG	NE-CZ-NH1	8.78	124.69	120.30
1	7G	97	ARG	NE-CZ-NH1	8.78	124.69	120.30
1	ao	97	ARG	NE-CZ-NH2	-8.78	115.91	120.30
1	k3	110	THR	CA-CB-CG2	-8.78	100.11	112.40
1	2Q	82	ARG	NE-CZ-NH2	-8.78	115.91	120.30
1	ax	97	ARG	NE-CZ-NH1	8.78	124.69	120.30

Continued on next page...

Continued from previous page...

Mol	Chain	Res	Type	Atoms	Z	Observed(°)	Ideal(°)
1	b3	215	MET	CG-SD-CE	-8.78	86.15	100.20
1	cA	103	ASP	CB-CG-OD1	8.78	126.20	118.30
1	cR	117	TRP	CD1-NE1-CE2	8.78	116.90	109.00
1	dn	130	TYR	CB-CG-CD2	-8.78	115.73	121.00
1	iU	229	ARG	NH1-CZ-NH2	-8.78	109.75	119.40
1	iw	164	TYR	CB-CG-CD2	-8.78	115.73	121.00
1	6H	132	ARG	NE-CZ-NH1	8.78	124.69	120.30
1	78	145	TYR	CB-CG-CD2	8.78	126.27	121.00
1	aR	130	TYR	CB-CG-CD2	-8.78	115.73	121.00
1	1E	164	TYR	CB-CG-CD2	8.77	126.26	121.00
1	lI	82	ARG	NH1-CZ-NH2	-8.77	109.75	119.40
1	a4	145	TYR	CB-CG-CD2	-8.77	115.74	121.00
1	bx	18	ARG	NE-CZ-NH2	-8.77	115.91	120.30
1	c5	162	ARG	NE-CZ-NH2	-8.77	115.91	120.30
1	bD	215	MET	CG-SD-CE	-8.77	86.17	100.20
1	dc	100	ARG	NE-CZ-NH2	8.77	124.69	120.30
1	fr	154	ARG	NE-CZ-NH2	-8.77	115.91	120.30
1	ii	82	ARG	NE-CZ-NH1	8.77	124.68	120.30
1	jz	164	TYR	CB-CG-CD1	-8.77	115.74	121.00
1	6l	132	ARG	NE-CZ-NH1	8.77	124.69	120.30
1	bX	103	ASP	CB-CG-OD2	8.77	126.19	118.30
1	7V	97	ARG	NE-CZ-NH2	-8.77	115.92	120.30
1	aW	143	ARG	NE-CZ-NH1	8.77	124.69	120.30
1	cv	18	ARG	NE-CZ-NH1	8.77	124.69	120.30
1	eD	10	MET	CG-SD-CE	-8.77	86.17	100.20
1	fY	145	TYR	CB-CG-CD2	8.77	126.26	121.00
1	jn	145	TYR	CB-CG-CD2	8.77	126.26	121.00
1	jM	82	ARG	NE-CZ-NH1	8.77	124.68	120.30
1	iO	143	ARG	NE-CZ-NH2	-8.77	115.92	120.30
1	2E	166	ASP	CB-CG-OD2	8.77	126.19	118.30
1	5i	164	TYR	CB-CG-CD1	8.77	126.26	121.00
1	a7	167	ARG	NE-CZ-NH1	8.77	124.68	120.30
1	et	18	ARG	NE-CZ-NH1	8.77	124.68	120.30
1	f5	154	ARG	NH1-CZ-NH2	-8.77	109.76	119.40
1	fH	82	ARG	NE-CZ-NH1	8.77	124.68	120.30
1	2G	154	ARG	NE-CZ-NH1	8.76	124.68	120.30
1	7Y	97	ARG	NE-CZ-NH2	-8.76	115.92	120.30
1	8k	162	ARG	NE-CZ-NH2	-8.76	115.92	120.30
1	8v	132	ARG	NE-CZ-NH1	8.76	124.68	120.30
1	9P	18	ARG	NE-CZ-NH2	-8.76	115.92	120.30
1	a7	143	ARG	NE-CZ-NH1	8.76	124.68	120.30
1	a7	145	TYR	CB-CG-CD1	8.76	126.26	121.00

Continued on next page...

Continued from previous page...

Mol	Chain	Res	Type	Atoms	Z	Observed(°)	Ideal(°)
1	bW	145	TYR	CB-CG-CD2	8.76	126.26	121.00
1	c0	143	ARG	NE-CZ-NH2	-8.76	115.92	120.30
1	1o	145	TYR	CB-CG-CD2	8.76	126.26	121.00
1	1w	169	TYR	CB-CG-CD1	8.76	126.26	121.00
1	g2	162	ARG	NE-CZ-NH1	8.76	124.68	120.30
1	H	173	ARG	NE-CZ-NH1	8.76	124.68	120.30
1	dT	167	ARG	NE-CZ-NH2	-8.76	115.92	120.30
1	iD	100	ARG	NE-CZ-NH1	8.76	124.68	120.30
1	jS	40	PHE	CB-CG-CD1	-8.76	114.67	120.80
1	kt	100	ARG	NE-CZ-NH1	8.76	124.68	120.30
1	2u	154	ARG	NE-CZ-NH1	8.76	124.68	120.30
1	56	164	TYR	CB-CG-CD1	-8.76	115.75	121.00
1	5g	132	ARG	NE-CZ-NH1	8.76	124.68	120.30
1	6N	143	ARG	NE-CZ-NH2	-8.76	115.92	120.30
1	9m	130	TYR	CB-CG-CD2	-8.76	115.74	121.00
1	a1	185	MET	CG-SD-CE	-8.76	86.19	100.20
1	aU	130	TYR	CB-CG-CD2	-8.76	115.75	121.00
1	dD	18	ARG	NE-CZ-NH1	8.76	124.68	120.30
1	ed	168	PHE	CB-CG-CD1	8.76	126.93	120.80
1	1A	82	ARG	NE-CZ-NH2	-8.76	115.92	120.30
1	ew	10	MET	CG-SD-CE	-8.76	86.19	100.20
1	ex	82	ARG	NE-CZ-NH2	-8.76	115.92	120.30
1	fi	164	TYR	CB-CG-CD1	-8.76	115.75	121.00
1	gJ	169	TYR	CB-CG-CD1	-8.76	115.75	121.00
1	jj	132	ARG	NE-CZ-NH1	8.76	124.68	120.30
1	k2	197	ASP	CB-CG-OD1	8.76	126.18	118.30
1	2E	164	TYR	CB-CG-CD2	8.76	126.25	121.00
1	3t	145	TYR	CB-CG-CD2	-8.76	115.75	121.00
1	40	162	ARG	NE-CZ-NH2	-8.76	115.92	120.30
1	53	130	TYR	CB-CG-CD1	8.76	126.25	121.00
1	by	173	ARG	NE-CZ-NH2	-8.76	115.92	120.30
1	5J	163	ASP	CB-CG-OD2	-8.76	110.42	118.30
1	9u	229	ARG	NE-CZ-NH2	-8.76	115.92	120.30
1	bn	82	ARG	NE-CZ-NH2	-8.76	115.92	120.30
1	9W	130	TYR	CZ-CE2-CD2	-8.76	111.92	119.80
1	d6	100	ARG	NE-CZ-NH2	-8.76	115.92	120.30
1	e1	167	ARG	NE-CZ-NH2	-8.76	115.92	120.30
1	er	197	ASP	CB-CG-OD1	8.76	126.18	118.30
1	fG	118	MET	CG-SD-CE	-8.76	86.19	100.20
1	hk	145	TYR	CB-CG-CD1	-8.75	115.75	121.00
1	jX	40	PHE	CB-CG-CD1	-8.75	114.67	120.80
1	lQ	144	MET	CG-SD-CE	-8.75	86.19	100.20

Continued on next page...

Continued from previous page...

Mol	Chain	Res	Type	Atoms	Z	Observed(°)	Ideal(°)
1	2l	82	ARG	NE-CZ-NH2	8.75	124.68	120.30
1	1m	81	ASP	CB-CG-OD1	8.75	126.18	118.30
1	8E	154	ARG	NE-CZ-NH1	8.75	124.68	120.30
1	9H	162	ARG	NE-CZ-NH2	-8.75	115.92	120.30
1	a7	161	PHE	CB-CG-CD2	8.75	126.93	120.80
1	ij	154	ARG	NE-CZ-NH2	8.75	124.67	120.30
1	l8	132	ARG	NE-CZ-NH2	-8.75	115.92	120.30
1	lq	154	ARG	NH1-CZ-NH2	-8.75	109.77	119.40
1	ls	18	ARG	NE-CZ-NH2	-8.75	115.93	120.30
1	2E	143	ARG	NE-CZ-NH2	-8.75	115.92	120.30
1	4b	173	ARG	NE-CZ-NH2	-8.75	115.92	120.30
1	5q	154	ARG	NE-CZ-NH2	-8.75	115.92	120.30
1	7C	181	VAL	CA-CB-CG2	-8.75	97.78	110.90
1	aZ	13	GLN	O-C-N	-8.75	108.70	122.70
1	eG	191	VAL	CA-CB-CG2	-8.75	97.77	110.90
1	1f	103	ASP	CB-CG-OD2	8.75	126.17	118.30
1	b	229	ARG	NE-CZ-NH2	8.75	124.67	120.30
1	gR	162	ARG	NE-CZ-NH1	-8.75	115.93	120.30
1	he	100	ARG	NE-CZ-NH2	-8.75	115.93	120.30
1	hp	167	ARG	NE-CZ-NH1	8.75	124.67	120.30
1	hN	217	ALA	N-CA-CB	8.75	122.35	110.10
1	4g	143	ARG	NE-CZ-NH2	-8.75	115.93	120.30
1	5z	82	ARG	NE-CZ-NH1	8.75	124.67	120.30
1	7s	132	ARG	NE-CZ-NH2	-8.75	115.93	120.30
1	ae	154	ARG	NE-CZ-NH2	-8.75	115.93	120.30
1	bN	143	ARG	NE-CZ-NH2	-8.75	115.93	120.30
1	em	97	ARG	NE-CZ-NH2	-8.75	115.93	120.30
1	L	162	ARG	NE-CZ-NH1	8.75	124.67	120.30
1	eO	154	ARG	NE-CZ-NH2	-8.75	115.93	120.30
1	h0	173	ARG	NE-CZ-NH2	-8.74	115.93	120.30
1	hj	82	ARG	NE-CZ-NH1	8.74	124.67	120.30
1	2i	82	ARG	NE-CZ-NH1	-8.74	115.93	120.30
1	4p	132	ARG	NE-CZ-NH2	8.74	124.67	120.30
1	7i	97	ARG	NE-CZ-NH2	8.74	124.67	120.30
1	iZ	97	ARG	NH1-CZ-NH2	-8.74	109.78	119.40
1	l7	173	ARG	NE-CZ-NH2	-8.74	115.93	120.30
1	lk	82	ARG	NE-CZ-NH1	8.74	124.67	120.30
1	2u	81	ASP	CB-CG-OD1	8.74	126.17	118.30
1	3b	97	ARG	NE-CZ-NH2	-8.74	115.93	120.30
1	5F	167	ARG	NE-CZ-NH2	-8.74	115.93	120.30
1	eg	229	ARG	NE-CZ-NH1	8.74	124.67	120.30
1	eo	82	ARG	NE-CZ-NH1	8.74	124.67	120.30

Continued on next page...

Continued from previous page...

Mol	Chain	Res	Type	Atoms	Z	Observed(°)	Ideal(°)
1	6A	154	ARG	NE-CZ-NH1	8.74	124.67	120.30
1	6F	154	ARG	NE-CZ-NH1	8.74	124.67	120.30
1	a8	167	ARG	NE-CZ-NH2	8.74	124.67	120.30
1	1u	169	TYR	CB-CG-CD2	8.74	126.25	121.00
1	p	143	ARG	NE-CZ-NH1	8.74	124.67	120.30
1	cZ	197	ASP	CB-CG-OD2	8.74	126.17	118.30
1	h8	40	PHE	CB-CG-CD2	-8.74	114.68	120.80
1	ll	185	MET	CG-SD-CE	-8.74	86.21	100.20
1	6m	144	MET	CG-SD-CE	-8.74	86.21	100.20
1	bV	143	ARG	NE-CZ-NH1	8.74	124.67	120.30
1	fJ	167	ARG	NE-CZ-NH2	-8.74	115.93	120.30
1	3H	100	ARG	NE-CZ-NH2	-8.74	115.93	120.30
1	8G	163	ASP	CB-CG-OD1	-8.74	110.44	118.30
1	13	162	ARG	NE-CZ-NH2	-8.74	115.93	120.30
1	gO	173	ARG	NE-CZ-NH2	-8.74	115.93	120.30
1	3d	167	ARG	NE-CZ-NH1	8.74	124.67	120.30
1	kO	100	ARG	NE-CZ-NH2	-8.74	115.93	120.30
1	3L	164	TYR	CB-CG-CD1	8.74	126.24	121.00
1	fm	229	ARG	NE-CZ-NH2	-8.74	115.93	120.30
1	aI	96	MET	CG-SD-CE	-8.74	86.22	100.20
1	h6	145	TYR	CB-CG-CD2	-8.73	115.76	121.00
1	1Q	184	TRP	CG-CD2-CE3	-8.73	126.04	133.90
1	go	164	TYR	CB-CG-CD2	-8.73	115.76	121.00
1	4x	97	ARG	NE-CZ-NH2	-8.73	115.93	120.30
1	bB	100	ARG	NE-CZ-NH1	8.73	124.67	120.30
1	cY	24	VAL	CA-CB-CG2	-8.73	97.80	110.90
1	fd	133	TRP	CE3-CZ3-CH2	-8.73	111.59	121.20
1	3	162	ARG	NE-CZ-NH1	8.73	124.67	120.30
1	O	18	ARG	NE-CZ-NH1	8.73	124.67	120.30
1	fE	130	TYR	CB-CG-CD2	8.73	126.24	121.00
1	i7	169	TYR	CB-CG-CD2	8.73	126.24	121.00
1	jH	51	ASP	CB-CG-OD1	-8.73	110.44	118.30
1	kW	229	ARG	NE-CZ-NH1	8.73	124.67	120.30
1	5D	229	ARG	NE-CZ-NH1	8.73	124.67	120.30
1	8A	130	TYR	CB-CG-CD1	8.73	126.24	121.00
1	bH	132	ARG	NE-CZ-NH2	-8.73	115.93	120.30
1	dm	41	SER	N-CA-CB	8.73	123.60	110.50
1	eT	162	ARG	NE-CZ-NH1	8.73	124.67	120.30
1	fQ	168	PHE	CB-CG-CD1	-8.73	114.69	120.80
1	6R	189	LEU	CB-CG-CD2	8.73	125.84	111.00
1	aE	173	ARG	NE-CZ-NH2	-8.73	115.93	120.30
1	dp	173	ARG	NE-CZ-NH2	-8.73	115.93	120.30

Continued on next page...

Continued from previous page...

Mol	Chain	Res	Type	Atoms	Z	Observed(°)	Ideal(°)
1	hS	162	ARG	NE-CZ-NH1	8.73	124.66	120.30
1	im	23	TRP	CD1-CG-CD2	-8.73	99.32	106.30
1	4A	143	ARG	NE-CZ-NH2	-8.73	115.94	120.30
1	il	143	ARG	NH1-CZ-NH2	-8.73	109.80	119.40
1	kn	154	ARG	NE-CZ-NH1	8.73	124.66	120.30
1	je	100	ARG	NE-CZ-NH1	8.73	124.66	120.30
1	ky	18	ARG	NE-CZ-NH1	8.73	124.66	120.30
1	lP	173	ARG	NE-CZ-NH1	8.73	124.66	120.30
1	3Y	169	TYR	CB-CG-CD1	8.73	126.24	121.00
1	4H	55	MET	CG-SD-CE	-8.73	86.23	100.20
1	cw	82	ARG	NE-CZ-NH1	8.73	124.66	120.30
1	iz	162	ARG	NE-CZ-NH2	-8.72	115.94	120.30
1	hF	166	ASP	CB-CG-OD1	-8.72	110.45	118.30
1	jU	18	ARG	NE-CZ-NH2	-8.72	115.94	120.30
1	3F	40	PHE	CB-CG-CD2	8.72	126.91	120.80
1	45	32	PHE	CB-CG-CD2	-8.72	114.69	120.80
1	6z	82	ARG	NE-CZ-NH2	-8.72	115.94	120.30
1	6J	145	TYR	CB-CG-CD1	-8.72	115.77	121.00
1	bJ	100	ARG	NH1-CZ-NH2	-8.72	109.80	119.40
1	dl	143	ARG	NE-CZ-NH2	-8.72	115.94	120.30
1	j	164	TYR	CB-CG-CD2	-8.72	115.77	121.00
1	hC	32	PHE	CB-CG-CD1	-8.72	114.69	120.80
1	i7	132	ARG	NE-CZ-NH2	-8.72	115.94	120.30
1	2k	130	TYR	CB-CG-CD1	8.72	126.23	121.00
1	7D	18	ARG	NE-CZ-NH2	8.72	124.66	120.30
1	bf	167	ARG	NE-CZ-NH2	-8.72	115.94	120.30
1	lg	168	PHE	CB-CG-CD2	8.72	126.91	120.80
1	J	132	ARG	NE-CZ-NH1	8.72	124.66	120.30
1	hf	162	ARG	NE-CZ-NH2	-8.72	115.94	120.30
1	l4	10	MET	CG-SD-CE	-8.72	86.25	100.20
1	3J	169	TYR	CB-CG-CD2	8.72	126.23	121.00
1	45	161	PHE	CB-CG-CD2	-8.72	114.69	120.80
1	5s	154	ARG	NE-CZ-NH1	8.72	124.66	120.30
1	5R	132	ARG	NE-CZ-NH2	-8.72	115.94	120.30
1	8j	132	ARG	NE-CZ-NH2	-8.72	115.94	120.30
1	d9	229	ARG	NE-CZ-NH1	8.72	124.66	120.30
1	eD	68	MET	CG-SD-CE	-8.72	86.25	100.20
1	eZ	55	MET	CG-SD-CE	-8.72	86.25	100.20
1	f8	162	ARG	NE-CZ-NH1	8.72	124.66	120.30
1	gR	97	ARG	NE-CZ-NH2	-8.72	115.94	120.30
1	i4	145	TYR	CB-CG-CD1	8.72	126.23	121.00
1	j2	154	ARG	NE-CZ-NH2	-8.72	115.94	120.30

Continued on next page...

Continued from previous page...

Mol	Chain	Res	Type	Atoms	Z	Observed(°)	Ideal(°)
1	kv	164	TYR	CB-CG-CD2	-8.72	115.77	121.00
1	8n	143	ARG	NE-CZ-NH2	-8.72	115.94	120.30
1	8Y	32	PHE	CB-CG-CD2	-8.72	114.70	120.80
1	9L	10	MET	CG-SD-CE	-8.72	86.25	100.20
1	Z	82	ARG	NE-CZ-NH1	8.72	124.66	120.30
1	16	167	ARG	NE-CZ-NH1	8.72	124.66	120.30
1	gQ	162	ARG	NE-CZ-NH2	8.72	124.66	120.30
1	2e	132	ARG	NE-CZ-NH2	-8.72	115.94	120.30
1	4q	81	ASP	CB-CG-OD1	8.72	126.14	118.30
1	88	96	MET	CG-SD-CE	-8.72	86.25	100.20
1	1Q	58	THR	CA-CB-CG2	-8.71	100.20	112.40
1	j2	132	ARG	NE-CZ-NH1	8.71	124.66	120.30
1	58	169	TYR	CB-CG-CD1	-8.71	115.77	121.00
1	8V	82	ARG	NE-CZ-NH1	8.71	124.66	120.30
1	1r	169	TYR	CB-CG-CD1	-8.72	115.77	121.00
1	cp	169	TYR	CB-CG-CD2	8.71	126.23	121.00
1	eD	169	TYR	CB-CG-CD1	8.71	126.23	121.00
1	i2	229	ARG	NE-CZ-NH1	8.71	124.66	120.30
1	j1	161	PHE	CB-CG-CD2	8.71	126.90	120.80
1	7l	81	ASP	CB-CG-OD2	-8.71	110.46	118.30
1	9N	82	ARG	NE-CZ-NH1	8.71	124.66	120.30
1	fm	100	ARG	NE-CZ-NH1	8.71	124.66	120.30
1	gs	10	MET	CG-SD-CE	-8.71	86.26	100.20
1	hQ	229	ARG	NE-CZ-NH2	-8.71	115.94	120.30
1	4R	82	ARG	NE-CZ-NH1	8.71	124.66	120.30
1	cA	166	ASP	CB-CG-OD1	8.71	126.14	118.30
1	hM	143	ARG	NH1-CZ-NH2	-8.71	109.82	119.40
1	i8	38	PRO	N-CD-CG	8.71	116.26	103.20
1	ib	229	ARG	NE-CZ-NH1	8.71	124.65	120.30
1	ir	229	ARG	NE-CZ-NH1	8.71	124.65	120.30
1	c8	215	MET	CG-SD-CE	-8.71	86.27	100.20
1	1l	229	ARG	NE-CZ-NH1	8.71	124.66	120.30
1	e7	88	ALA	N-CA-CB	-8.71	97.91	110.10
1	5X	167	ARG	NH1-CZ-NH2	-8.71	109.82	119.40
1	93	143	ARG	NE-CZ-NH1	8.71	124.65	120.30
1	fe	143	ARG	NE-CZ-NH2	-8.71	115.95	120.30
1	g0	82	ARG	NE-CZ-NH2	-8.71	115.95	120.30
1	22	97	ARG	NE-CZ-NH1	8.71	124.65	120.30
1	li	82	ARG	NE-CZ-NH1	8.71	124.65	120.30
1	fZ	164	TYR	CB-CG-CD1	8.71	126.22	121.00
1	u	169	TYR	CB-CG-CD1	8.71	126.22	121.00
1	dW	213	GLU	OE1-CD-OE2	-8.70	112.86	123.30

Continued on next page...

Continued from previous page...

Mol	Chain	Res	Type	Atoms	Z	Observed(°)	Ideal(°)
1	gs	145	TYR	CB-CG-CD1	-8.70	115.78	121.00
1	kc	145	TYR	CG-CD2-CE2	-8.70	114.34	121.30
1	18	132	ARG	NE-CZ-NH2	8.70	124.65	120.30
1	hg	173	ARG	NE-CZ-NH2	-8.70	115.95	120.30
1	ik	169	TYR	CB-CG-CD2	8.70	126.22	121.00
1	lm	97	ARG	NE-CZ-NH1	8.70	124.65	120.30
1	5d	173	ARG	NH1-CZ-NH2	8.70	128.97	119.40
1	5B	161	PHE	CB-CG-CD2	-8.70	114.71	120.80
1	6r	130	TYR	CB-CG-CD2	-8.70	115.78	121.00
1	am	229	ARG	NE-CZ-NH2	-8.70	115.95	120.30
1	li	164	TYR	CB-CG-CD1	-8.70	115.78	121.00
1	aQ	173	ARG	NE-CZ-NH1	-8.70	115.95	120.30
1	en	162	ARG	NE-CZ-NH2	-8.70	115.95	120.30
1	9U	18	ARG	NE-CZ-NH1	8.70	124.65	120.30
1	5P	164	TYR	CB-CG-CD1	8.70	126.22	121.00
1	6r	18	ARG	NE-CZ-NH1	8.70	124.65	120.30
1	6M	229	ARG	NE-CZ-NH1	8.70	124.65	120.30
1	dy	144	MET	CG-SD-CE	-8.70	86.28	100.20
1	P	152	ASP	CB-CG-OD2	-8.70	110.47	118.30
1	ir	100	ARG	NE-CZ-NH2	-8.70	115.95	120.30
1	hb	184	TRP	CB-CG-CD2	8.70	137.90	126.60
1	hd	164	TYR	CB-CG-CD2	-8.70	115.78	121.00
1	jl	167	ARG	NE-CZ-NH1	8.70	124.65	120.30
1	jp	82	ARG	NE-CZ-NH2	-8.70	115.95	120.30
1	ju	173	ARG	NE-CZ-NH2	-8.70	115.95	120.30
1	29	229	ARG	NH1-CZ-NH2	-8.70	109.83	119.40
1	lF	185	MET	CG-SD-CE	-8.70	86.29	100.20
1	6m	162	ARG	NH1-CZ-NH2	-8.70	109.83	119.40
1	9P	18	ARG	NE-CZ-NH1	8.70	124.65	120.30
1	ai	167	ARG	NE-CZ-NH1	8.70	124.65	120.30
1	ls	168	PHE	CB-CG-CD2	8.69	126.89	120.80
1	lD	97	ARG	NE-CZ-NH1	8.70	124.65	120.30
1	2x	164	TYR	CB-CG-CD1	-8.70	115.78	121.00
1	bX	154	ARG	NE-CZ-NH1	8.70	124.65	120.30
1	eN	39	MET	CG-SD-CE	-8.70	86.28	100.20
1	fl	169	TYR	CZ-CE2-CD2	-8.70	111.97	119.80
1	cY	97	ARG	NE-CZ-NH1	8.70	124.65	120.30
1	d0	117	TRP	CB-CG-CD1	8.70	138.30	127.00
1	fR	32	PHE	CB-CG-CD2	8.70	126.89	120.80
1	h	18	ARG	NE-CZ-NH1	8.70	124.65	120.30
1	s	169	TYR	CB-CG-CD2	-8.70	115.78	121.00
1	iD	143	ARG	NE-CZ-NH2	-8.69	115.95	120.30

Continued on next page...

Continued from previous page...

Mol	Chain	Res	Type	Atoms	Z	Observed(°)	Ideal(°)
1	lm	161	PHE	CB-CG-CD1	8.69	126.88	120.80
1	3D	18	ARG	NE-CZ-NH1	8.69	124.65	120.30
1	3G	39	MET	CG-SD-CE	-8.69	86.29	100.20
1	4n	164	TYR	CB-CG-CD2	-8.69	115.78	121.00
1	5X	166	ASP	CB-CG-OD2	8.69	126.12	118.30
1	73	130	TYR	CB-CG-CD2	-8.69	115.78	121.00
1	73	132	ARG	NE-CZ-NH1	8.69	124.65	120.30
1	a6	173	ARG	NE-CZ-NH1	8.69	124.65	120.30
1	c4	130	TYR	CZ-CE2-CD2	-8.69	111.98	119.80
1	dd	173	ARG	NE-CZ-NH2	8.69	124.65	120.30
1	dz	143	ARG	NE-CZ-NH1	8.69	124.64	120.30
1	R	82	ARG	NE-CZ-NH2	-8.69	115.95	120.30
1	1F	145	TYR	CB-CG-CD2	-8.69	115.79	121.00
1	j4	132	ARG	NE-CZ-NH2	8.69	124.64	120.30
1	7l	18	ARG	NH1-CZ-NH2	-8.69	109.84	119.40
1	8i	154	ARG	NE-CZ-NH2	-8.69	115.95	120.30
1	l8	100	ARG	NE-CZ-NH2	-8.69	115.96	120.30
1	gC	45	GLU	OE1-CD-OE2	-8.69	112.88	123.30
1	iF	82	ARG	NE-CZ-NH1	8.69	124.64	120.30
1	3y	154	ARG	NE-CZ-NH1	8.69	124.64	120.30
1	3C	82	ARG	NE-CZ-NH1	8.69	124.64	120.30
1	7g	97	ARG	NE-CZ-NH2	-8.69	115.96	120.30
1	lj	154	ARG	NE-CZ-NH2	-8.69	115.96	120.30
1	li	167	ARG	NE-CZ-NH2	-8.68	115.96	120.30
1	3x	18	ARG	NE-CZ-NH2	8.68	124.64	120.30
1	7J	32	PHE	CB-CG-CD1	-8.68	114.72	120.80
1	eD	130	TYR	CB-CG-CD1	8.68	126.21	121.00
1	eF	100	ARG	NE-CZ-NH1	8.68	124.64	120.30
1	gk	82	ARG	NE-CZ-NH2	-8.68	115.96	120.30
1	1D	18	ARG	NE-CZ-NH2	8.68	124.64	120.30
1	4x	130	TYR	CB-CG-CD2	-8.68	115.79	121.00
1	2R	162	ARG	NE-CZ-NH1	-8.68	115.96	120.30
1	65	229	ARG	NH1-CZ-NH2	-8.68	109.85	119.40
1	8A	18	ARG	NE-CZ-NH2	-8.68	115.96	120.30
1	eB	162	ARG	NE-CZ-NH1	-8.68	115.96	120.30
1	3	152	ASP	CB-CG-OD1	8.68	126.11	118.30
1	8V	173	ARG	NE-CZ-NH2	-8.68	115.96	120.30
1	1m	10	MET	CG-SD-CE	-8.68	86.31	100.20
1	eD	173	ARG	NE-CZ-NH1	8.68	124.64	120.30
1	f7	229	ARG	NE-CZ-NH2	-8.68	115.96	120.30
1	jB	40	PHE	CB-CG-CD2	-8.68	114.73	120.80
1	4K	184	TRP	CB-CG-CD1	-8.68	115.72	127.00

Continued on next page...

Continued from previous page...

Mol	Chain	Res	Type	Atoms	Z	Observed(°)	Ideal(°)
1	89	168	PHE	CB-CG-CD1	8.68	126.87	120.80
1	dd	40	PHE	CB-CG-CD2	-8.68	114.73	120.80
1	jR	229	ARG	NH1-CZ-NH2	-8.68	109.86	119.40
1	7B	130	TYR	CB-CG-CD2	-8.68	115.80	121.00
1	9e	132	ARG	NH1-CZ-NH2	-8.68	109.86	119.40
1	bB	97	ARG	NE-CZ-NH1	-8.68	115.96	120.30
1	h8	133	TRP	CB-CG-CD1	8.67	138.28	127.00
1	hq	229	ARG	NE-CZ-NH2	-8.67	115.96	120.30
1	iQ	118	MET	CG-SD-CE	-8.67	86.33	100.20
1	jr	130	TYR	CB-CG-CD2	-8.67	115.80	121.00
1	4Z	32	PHE	CB-CG-CD2	8.67	126.87	120.80
1	13	82	ARG	NE-CZ-NH2	-8.67	115.96	120.30
1	6N	167	ARG	NE-CZ-NH1	8.67	124.64	120.30
1	1b	51	ASP	CB-CG-OD2	8.67	126.11	118.30
1	bW	32	PHE	CB-CG-CD1	-8.67	114.73	120.80
1	dE	167	ARG	NE-CZ-NH1	8.67	124.64	120.30
1	3C	143	ARG	NE-CZ-NH1	8.67	124.64	120.30
1	7I	173	ARG	NE-CZ-NH2	8.67	124.64	120.30
1	8F	132	ARG	NE-CZ-NH2	-8.67	115.96	120.30
1	6p	161	PHE	CB-CG-CD1	8.67	126.87	120.80
1	7E	143	ARG	NE-CZ-NH2	-8.67	115.97	120.30
1	b3	132	ARG	NE-CZ-NH1	-8.67	115.97	120.30
1	be	162	ARG	NE-CZ-NH2	-8.67	115.97	120.30
1	dR	10	MET	CG-SD-CE	-8.67	86.33	100.20
1	eY	154	ARG	NE-CZ-NH2	-8.67	115.97	120.30
1	A	18	ARG	NE-CZ-NH1	8.67	124.63	120.30
1	1U	97	ARG	NE-CZ-NH1	8.67	124.63	120.30
1	cs	164	TYR	CB-CG-CD2	-8.67	115.80	121.00
1	fK	100	ARG	NE-CZ-NH1	8.67	124.63	120.30
1	1D	51	ASP	CB-CG-OD2	8.67	126.10	118.30
1	lO	132	ARG	NE-CZ-NH1	8.67	124.63	120.30
1	4x	48	THR	CA-CB-CG2	-8.67	100.27	112.40
1	a6	143	ARG	NE-CZ-NH1	8.67	124.63	120.30
1	bV	169	TYR	CB-CG-CD2	8.67	126.20	121.00
1	cn	143	ARG	NE-CZ-NH1	8.67	124.63	120.30
1	f9	154	ARG	NE-CZ-NH1	8.67	124.63	120.30
1	fK	197	ASP	CB-CG-OD2	8.67	126.10	118.30
1	M	100	ARG	NE-CZ-NH1	8.67	124.63	120.30
1	gx	132	ARG	NH1-CZ-NH2	-8.66	109.87	119.40
1	i6	82	ARG	NE-CZ-NH1	8.66	124.63	120.30
1	2l	167	ARG	NE-CZ-NH2	-8.66	115.97	120.30
1	2p	154	ARG	NE-CZ-NH2	-8.66	115.97	120.30

Continued on next page...

Continued from previous page...

Mol	Chain	Res	Type	Atoms	Z	Observed(°)	Ideal(°)
1	3e	32	PHE	CB-CG-CD2	-8.66	114.73	120.80
1	a0	138	LEU	CB-CG-CD2	8.66	125.73	111.00
1	cC	80	TRP	CB-CG-CD1	-8.66	115.74	127.00
1	dc	18	ARG	NE-CZ-NH1	8.66	124.63	120.30
1	gM	100	ARG	NE-CZ-NH2	-8.66	115.97	120.30
1	hH	132	ARG	NE-CZ-NH1	8.66	124.63	120.30
1	iN	82	ARG	NH1-CZ-NH2	-8.66	109.87	119.40
1	kj	197	ASP	CB-CG-OD2	8.66	126.10	118.30
1	kn	143	ARG	NE-CZ-NH2	8.66	124.63	120.30
1	kp	173	ARG	NE-CZ-NH1	8.66	124.63	120.30
1	9x	162	ARG	NE-CZ-NH2	-8.66	115.97	120.30
1	11	173	ARG	NE-CZ-NH1	8.66	124.63	120.30
1	aE	162	ARG	NE-CZ-NH1	8.66	124.63	120.30
1	cd	97	ARG	NE-CZ-NH1	8.66	124.63	120.30
1	cQ	152	ASP	CB-CG-OD2	8.66	126.10	118.30
1	hh	98	GLU	OE1-CD-OE2	-8.66	112.91	123.30
1	ja	162	ARG	NE-CZ-NH2	-8.66	115.97	120.30
1	l6	185	MET	CG-SD-CE	-8.66	86.34	100.20
1	7q	168	PHE	CB-CG-CD1	-8.66	114.74	120.80
1	81	132	ARG	NE-CZ-NH1	8.66	124.63	120.30
1	8c	229	ARG	NE-CZ-NH1	8.66	124.63	120.30
1	8A	162	ARG	NE-CZ-NH2	-8.66	115.97	120.30
1	8D	100	ARG	NE-CZ-NH2	-8.66	115.97	120.30
1	9d	132	ARG	NE-CZ-NH2	-8.66	115.97	120.30
1	9Y	32	PHE	CB-CG-CD1	-8.66	114.74	120.80
1	a7	81	ASP	CB-CG-OD2	8.66	126.09	118.30
1	1t	167	ARG	NE-CZ-NH2	-8.66	115.97	120.30
1	lr	229	ARG	NE-CZ-NH1	8.66	124.63	120.30
1	gf	164	TYR	CB-CG-CD2	8.66	126.19	121.00
1	gZ	167	ARG	NE-CZ-NH2	8.66	124.63	120.30
1	io	154	ARG	NE-CZ-NH2	-8.66	115.97	120.30
1	iL	167	ARG	NE-CZ-NH2	8.66	124.63	120.30
1	5P	97	ARG	NH1-CZ-NH2	-8.66	109.88	119.40
1	4e	117	TRP	CB-CG-CD1	-8.65	115.75	127.00
1	6A	10	MET	CG-SD-CE	-8.65	86.35	100.20
1	14	55	MET	CG-SD-CE	-8.65	86.35	100.20
1	ef	164	TYR	CB-CG-CD1	-8.65	115.81	121.00
1	fq	154	ARG	NE-CZ-NH2	8.65	124.63	120.30
1	gc	72	THR	CA-CB-CG2	8.65	124.51	112.40
1	gL	162	ARG	NE-CZ-NH2	-8.65	115.97	120.30
1	iy	145	TYR	CG-CD2-CE2	-8.65	114.38	121.30
1	k7	167	ARG	NE-CZ-NH1	8.65	124.63	120.30

Continued on next page...

Continued from previous page...

Mol	Chain	Res	Type	Atoms	Z	Observed(°)	Ideal(°)
1	5x	82	ARG	NE-CZ-NH1	8.65	124.63	120.30
1	hH	40	PHE	CB-CG-CD2	8.65	126.86	120.80
1	jR	163	ASP	CB-CG-OD1	8.65	126.08	118.30
1	2T	173	ARG	NE-CZ-NH1	8.65	124.62	120.30
1	8T	82	ARG	NE-CZ-NH1	8.65	124.63	120.30
1	e6	51	ASP	CB-CG-OD2	-8.65	110.52	118.30
1	jv	130	TYR	CB-CG-CD1	8.65	126.19	121.00
1	20	51	ASP	CB-CG-OD2	-8.65	110.52	118.30
1	hT	169	TYR	CG-CD2-CE2	8.65	128.22	121.30
1	ke	173	ARG	NE-CZ-NH1	8.65	124.62	120.30
1	lR	97	ARG	NE-CZ-NH1	8.65	124.62	120.30
1	49	96	MET	CG-SD-CE	-8.65	86.36	100.20
1	5A	100	ARG	NE-CZ-NH2	-8.65	115.98	120.30
1	7G	169	TYR	CB-CG-CD2	8.65	126.19	121.00
1	cM	163	ASP	CB-CG-OD2	8.65	126.08	118.30
1	M	18	ARG	NE-CZ-NH2	8.65	124.62	120.30
1	3b	161	PHE	CB-CG-CD1	-8.64	114.75	120.80
1	gD	145	TYR	CB-CG-CD2	-8.64	115.81	121.00
1	l3	18	ARG	NE-CZ-NH2	-8.64	115.98	120.30
1	lR	167	ARG	NE-CZ-NH1	8.64	124.62	120.30
1	2X	132	ARG	NE-CZ-NH1	8.64	124.62	120.30
1	3Z	154	ARG	NE-CZ-NH2	-8.64	115.98	120.30
1	cj	40	PHE	CB-CG-CD2	-8.64	114.75	120.80
1	ea	81	ASP	CB-CG-OD1	8.64	126.08	118.30
1	jj	18	ARG	NE-CZ-NH2	-8.64	115.98	120.30
1	x	167	ARG	NE-CZ-NH1	8.64	124.62	120.30
1	go	173	ARG	NE-CZ-NH2	-8.64	115.98	120.30
1	hG	164	TYR	CB-CG-CD1	-8.64	115.82	121.00
1	jP	162	ARG	NE-CZ-NH2	-8.64	115.98	120.30
1	kq	163	ASP	CB-CG-OD2	-8.64	110.52	118.30
1	kQ	229	ARG	NE-CZ-NH1	8.64	124.62	120.30
1	ly	130	TYR	CB-CG-CD1	8.64	126.18	121.00
1	7P	164	TYR	CB-CG-CD1	-8.64	115.82	121.00
1	9Q	173	ARG	NE-CZ-NH1	8.64	124.62	120.30
1	dK	75	GLU	OE1-CD-OE2	-8.64	112.93	123.30
1	et	32	PHE	CB-CG-CD1	-8.64	114.75	120.80
1	eB	40	PHE	CB-CG-CD2	8.64	126.85	120.80
1	f7	143	ARG	NE-CZ-NH1	8.64	124.62	120.30
1	fR	97	ARG	NE-CZ-NH2	-8.64	115.98	120.30
1	fS	97	ARG	NE-CZ-NH2	-8.64	115.98	120.30
1	2L	167	ARG	NE-CZ-NH2	-8.64	115.98	120.30
1	9c	132	ARG	NH1-CZ-NH2	-8.64	109.90	119.40

Continued on next page...

Continued from previous page...

Mol	Chain	Res	Type	Atoms	Z	Observed(°)	Ideal(°)
1	6T	10	MET	CG-SD-CE	-8.64	86.38	100.20
1	7B	167	ARG	NE-CZ-NH2	-8.64	115.98	120.30
1	8F	82	ARG	NE-CZ-NH2	-8.64	115.98	120.30
1	8W	185	MET	CG-SD-CE	-8.64	86.38	100.20
1	cd	167	ARG	NE-CZ-NH1	8.64	124.62	120.30
1	er	162	ARG	NE-CZ-NH1	8.64	124.62	120.30
1	lz	18	ARG	NH1-CZ-NH2	-8.64	109.90	119.40
1	gU	97	ARG	NE-CZ-NH1	8.63	124.62	120.30
1	hF	143	ARG	NE-CZ-NH1	8.63	124.62	120.30
1	iu	110	THR	N-CA-CB	8.64	126.71	110.30
1	bY	162	ARG	NE-CZ-NH2	-8.64	115.98	120.30
1	3I	152	ASP	CB-CG-OD1	8.63	126.07	118.30
1	4K	197	ASP	CB-CG-OD1	-8.63	110.53	118.30
1	5u	82	ARG	NE-CZ-NH1	8.63	124.62	120.30
1	ax	132	ARG	NE-CZ-NH2	-8.63	115.98	120.30
1	ct	173	ARG	NE-CZ-NH2	-8.63	115.98	120.30
1	dI	154	ARG	NH1-CZ-NH2	-8.63	109.90	119.40
1	dX	167	ARG	NE-CZ-NH2	-8.63	115.98	120.30
1	eK	39	MET	CG-SD-CE	-8.63	86.38	100.20
1	u	145	TYR	CB-CG-CD2	-8.63	115.82	121.00
1	gA	132	ARG	NE-CZ-NH1	8.63	124.62	120.30
1	gE	164	TYR	CB-CG-CD2	-8.63	115.82	121.00
1	ib	82	ARG	NE-CZ-NH2	-8.63	115.98	120.30
1	if	145	TYR	CB-CG-CD1	-8.63	115.82	121.00
1	2y	167	ARG	NE-CZ-NH2	8.63	124.62	120.30
1	3G	97	ARG	NE-CZ-NH1	8.63	124.62	120.30
1	8r	166	ASP	CB-CG-OD2	-8.63	110.53	118.30
1	gW	133	TRP	CD1-CG-CD2	-8.63	99.40	106.30
1	ip	66	MET	CG-SD-CE	-8.63	86.39	100.20
1	2Z	169	TYR	CB-CG-CD1	-8.63	115.82	121.00
1	4R	32	PHE	CB-CG-CD1	-8.63	114.76	120.80
1	6C	197	ASP	CB-CG-OD2	8.63	126.07	118.30
1	9P	229	ARG	NE-CZ-NH2	-8.63	115.98	120.30
1	bW	54	THR	CA-CB-CG2	-8.63	100.32	112.40
1	cr	229	ARG	NE-CZ-NH1	8.63	124.61	120.30
1	e8	32	PHE	CB-CG-CD2	-8.63	114.76	120.80
1	jo	229	ARG	NE-CZ-NH2	-8.63	115.99	120.30
1	ju	81	ASP	CB-CG-OD1	8.63	126.07	118.30
1	bX	31	ALA	N-CA-CB	8.63	122.18	110.10
1	gw	82	ARG	NE-CZ-NH1	8.63	124.61	120.30
1	2K	144	MET	CG-SD-CE	-8.63	86.40	100.20
1	36	66	MET	CG-SD-CE	-8.63	86.39	100.20

Continued on next page...

Continued from previous page...

Mol	Chain	Res	Type	Atoms	Z	Observed(°)	Ideal(°)
1	4E	32	PHE	CB-CG-CD1	8.63	126.84	120.80
1	7X	229	ARG	NE-CZ-NH2	8.63	124.61	120.30
1	92	18	ARG	NE-CZ-NH1	8.63	124.61	120.30
1	bI	97	ARG	NE-CZ-NH1	8.63	124.61	120.30
1	e	23	TRP	CB-CG-CD1	-8.63	115.78	127.00
1	7f	154	ARG	NE-CZ-NH2	-8.63	115.99	120.30
1	gH	82	ARG	NE-CZ-NH1	8.62	124.61	120.30
1	hu	169	TYR	CB-CG-CD2	-8.62	115.83	121.00
1	is	40	PHE	CB-CG-CD1	-8.62	114.76	120.80
1	iJ	51	ASP	CB-CG-OD2	-8.62	110.54	118.30
1	7d	143	ARG	NE-CZ-NH2	-8.63	115.99	120.30
1	8e	109	SER	N-CA-CB	8.62	123.44	110.50
1	f9	154	ARG	NH1-CZ-NH2	-8.62	109.91	119.40
1	fR	40	PHE	CB-CG-CD2	-8.62	114.76	120.80
1	ie	55	MET	CG-SD-CE	-8.62	86.40	100.20
1	2j	130	TYR	CB-CG-CD1	8.62	126.17	121.00
1	56	169	TYR	CB-CG-CD1	-8.62	115.83	121.00
1	gD	167	ARG	NH1-CZ-NH2	-8.62	109.92	119.40
1	iO	162	ARG	NE-CZ-NH1	8.62	124.61	120.30
1	jQ	132	ARG	NE-CZ-NH1	8.62	124.61	120.30
1	lv	81	ASP	CB-CG-OD2	8.62	126.06	118.30
1	2l	143	ARG	NE-CZ-NH1	8.62	124.61	120.30
1	8g	81	ASP	CB-CG-OD2	-8.62	110.54	118.30
1	8o	162	ARG	NE-CZ-NH1	8.62	124.61	120.30
1	aZ	82	ARG	NE-CZ-NH2	-8.62	115.99	120.30
1	eh	230	VAL	CA-CB-CG2	-8.62	97.97	110.90
1	eo	23	TRP	CB-CG-CD1	-8.62	115.79	127.00
1	N	28	GLU	OE1-CD-OE2	-8.62	112.95	123.30
1	i9	173	ARG	NE-CZ-NH2	-8.62	115.99	120.30
1	jm	68	MET	CG-SD-CE	-8.62	86.41	100.20
1	jF	154	ARG	NE-CZ-NH1	-8.62	115.99	120.30
1	3J	164	TYR	CB-CG-CD2	-8.62	115.83	121.00
1	ip	130	TYR	CB-CG-CD1	-8.62	115.83	121.00
1	lI	51	ASP	CB-CG-OD1	8.62	126.06	118.30
1	5r	143	ARG	NE-CZ-NH2	-8.62	115.99	120.30
1	by	167	ARG	NE-CZ-NH1	8.62	124.61	120.30
1	iE	162	ARG	NE-CZ-NH1	8.62	124.61	120.30
1	8n	82	ARG	NE-CZ-NH1	8.62	124.61	120.30
1	cR	100	ARG	NE-CZ-NH2	-8.62	115.99	120.30
1	1m	100	ARG	NE-CZ-NH2	-8.62	115.99	120.30
1	dq	162	ARG	NE-CZ-NH1	8.62	124.61	120.30
1	2E	229	ARG	NE-CZ-NH1	8.62	124.61	120.30

Continued on next page...

Continued from previous page...

Mol	Chain	Res	Type	Atoms	Z	Observed(°)	Ideal(°)
1	at	229	ARG	NE-CZ-NH1	8.62	124.61	120.30
1	ex	154	ARG	NE-CZ-NH2	-8.62	115.99	120.30
1	iF	154	ARG	NE-CZ-NH2	-8.61	115.99	120.30
1	2Q	79	GLU	OE1-CD-OE2	-8.61	112.96	123.30
1	3U	173	ARG	NE-CZ-NH2	-8.61	115.99	120.30
1	5U	167	ARG	NE-CZ-NH1	8.61	124.61	120.30
1	8k	100	ARG	NH1-CZ-NH2	-8.61	109.93	119.40
1	72	18	ARG	NE-CZ-NH1	8.61	124.61	120.30
1	92	161	PHE	CB-CG-CD2	8.61	126.83	120.80
1	av	80	TRP	CB-CG-CD1	-8.61	115.80	127.00
1	dA	185	MET	CG-SD-CE	-8.61	86.42	100.20
1	1m	132	ARG	NE-CZ-NH1	8.61	124.61	120.30
1	gJ	132	ARG	NE-CZ-NH2	-8.61	116.00	120.30
1	fY	100	ARG	NE-CZ-NH1	8.61	124.61	120.30
1	ga	100	ARG	NE-CZ-NH2	-8.61	116.00	120.30
1	ge	143	ARG	NH1-CZ-NH2	-8.61	109.93	119.40
1	hZ	162	ARG	NH1-CZ-NH2	-8.61	109.93	119.40
1	iR	145	TYR	CB-CG-CD2	-8.61	115.83	121.00
1	lB	100	ARG	NE-CZ-NH2	-8.61	116.00	120.30
1	lD	82	ARG	NE-CZ-NH1	-8.61	116.00	120.30
1	6o	100	ARG	NE-CZ-NH2	-8.61	116.00	120.30
1	6W	173	ARG	NH1-CZ-NH2	-8.61	109.93	119.40
1	b6	229	ARG	NE-CZ-NH1	8.61	124.60	120.30
1	dt	154	ARG	NH1-CZ-NH2	-8.61	109.93	119.40
1	2i	40	PHE	CB-CG-CD1	8.61	126.82	120.80
1	2G	167	ARG	NE-CZ-NH2	-8.61	116.00	120.30
1	4d	55	MET	CG-SD-CE	-8.61	86.43	100.20
1	6C	132	ARG	NE-CZ-NH1	8.61	124.60	120.30
1	cv	161	PHE	CB-CG-CD1	-8.61	114.78	120.80
1	d7	143	ARG	CD-NE-CZ	8.61	135.65	123.60
1	eM	161	PHE	CB-CG-CD1	-8.61	114.78	120.80
1	8r	130	TYR	CB-CG-CD1	8.61	126.16	121.00
1	bU	167	ARG	NE-CZ-NH1	8.61	124.60	120.30
1	1f	132	ARG	NE-CZ-NH1	8.61	124.60	120.30
1	iP	163	ASP	CB-CG-OD2	-8.60	110.56	118.30
1	jR	152	ASP	CB-CG-OD2	-8.60	110.56	118.30
1	2A	97	ARG	NE-CZ-NH2	8.60	124.60	120.30
1	6D	164	TYR	CB-CG-CD2	-8.60	115.84	121.00
1	b3	81	ASP	O-C-N	-8.60	108.93	122.70
1	cP	154	ARG	NE-CZ-NH2	-8.60	116.00	120.30
1	P	159	GLU	OE1-CD-OE2	-8.60	112.97	123.30
1	ka	100	ARG	NE-CZ-NH1	8.60	124.60	120.30

Continued on next page...

Continued from previous page...

Mol	Chain	Res	Type	Atoms	Z	Observed(°)	Ideal(°)
1	3w	143	ARG	NE-CZ-NH1	8.60	124.60	120.30
1	4D	164	TYR	CB-CG-CD2	8.60	126.16	121.00
1	9T	162	ARG	NH1-CZ-NH2	-8.60	109.94	119.40
1	eg	100	ARG	NE-CZ-NH1	8.60	124.60	120.30
1	eO	82	ARG	NE-CZ-NH1	8.60	124.60	120.30
1	g5	173	ARG	NE-CZ-NH2	8.60	124.60	120.30
1	Q	164	TYR	CB-CG-CD1	-8.60	115.84	121.00
1	io	162	ARG	NH1-CZ-NH2	-8.60	109.94	119.40
1	kr	197	ASP	CB-CG-OD1	8.60	126.04	118.30
1	2p	173	ARG	NH1-CZ-NH2	-8.60	109.94	119.40
1	6E	18	ARG	NE-CZ-NH1	8.60	124.60	120.30
1	6S	164	TYR	CB-CG-CD1	8.60	126.16	121.00
1	h1	208	ALA	N-CA-CB	-8.60	98.06	110.10
1	j3	18	ARG	NH1-CZ-NH2	-8.60	109.94	119.40
1	ky	167	ARG	NE-CZ-NH2	-8.60	116.00	120.30
1	5a	145	TYR	CB-CG-CD1	8.60	126.16	121.00
1	66	168	PHE	CB-CG-CD2	8.60	126.82	120.80
1	7C	96	MET	CG-SD-CE	-8.60	86.44	100.20
1	8E	169	TYR	CB-CG-CD2	-8.60	115.84	121.00
1	9G	162	ARG	NE-CZ-NH2	8.60	124.60	120.30
1	cj	40	PHE	CB-CG-CD1	8.60	126.82	120.80
1	l	162	ARG	NE-CZ-NH2	-8.60	116.00	120.30
1	gN	119	THR	CA-CB-CG2	-8.60	100.36	112.40
1	hH	164	TYR	CB-CG-CD2	-8.60	115.84	121.00
1	3S	82	ARG	NE-CZ-NH2	-8.60	116.00	120.30
1	6f	18	ARG	NE-CZ-NH2	-8.60	116.00	120.30
1	5F	161	PHE	CB-CG-CD2	8.60	126.82	120.80
1	8e	229	ARG	NE-CZ-NH2	-8.60	116.00	120.30
1	8v	162	ARG	NE-CZ-NH2	8.60	124.60	120.30
1	9M	229	ARG	NE-CZ-NH2	-8.60	116.00	120.30
1	Q	97	ARG	NE-CZ-NH1	8.60	124.60	120.30
1	ho	143	ARG	NE-CZ-NH1	8.59	124.60	120.30
1	9G	97	ARG	NE-CZ-NH1	8.59	124.60	120.30
1	hJ	154	ARG	NE-CZ-NH1	8.59	124.60	120.30
1	kd	143	ARG	NE-CZ-NH2	8.59	124.60	120.30
1	2a	143	ARG	NE-CZ-NH2	-8.59	116.00	120.30
1	2a	145	TYR	CB-CG-CD2	-8.59	115.84	121.00
1	3n	100	ARG	NE-CZ-NH2	-8.59	116.00	120.30
1	6W	169	TYR	CB-CG-CD2	-8.59	115.84	121.00
1	9v	164	TYR	CB-CG-CD1	8.59	126.16	121.00
1	cM	173	ARG	NE-CZ-NH2	-8.59	116.00	120.30
1	7m	18	ARG	NE-CZ-NH2	-8.59	116.00	120.30

Continued on next page...

Continued from previous page...

Mol	Chain	Res	Type	Atoms	Z	Observed(°)	Ideal(°)
1	cp	130	TYR	CB-CG-CD2	-8.59	115.84	121.00
1	eX	229	ARG	NE-CZ-NH1	8.59	124.60	120.30
1	ky	163	ASP	CB-CG-OD2	8.59	126.03	118.30
1	3I	169	TYR	CB-CG-CD2	8.59	126.15	121.00
1	5F	51	ASP	CB-CG-OD2	-8.59	110.57	118.30
1	63	143	ARG	NE-CZ-NH1	8.59	124.59	120.30
1	9S	145	TYR	CB-CG-CD1	-8.59	115.84	121.00
1	7s	154	ARG	NE-CZ-NH1	8.59	124.59	120.30
1	dB	40	PHE	CB-CG-CD2	-8.59	114.79	120.80
1	iw	215	MET	CG-SD-CE	-8.59	86.46	100.20
1	6f	97	ARG	NE-CZ-NH1	8.59	124.59	120.30
1	am	216	THR	CA-CB-CG2	-8.59	100.38	112.40
1	aF	143	ARG	NE-CZ-NH1	8.59	124.59	120.30
1	5p	167	ARG	NH1-CZ-NH2	-8.59	109.96	119.40
1	8e	154	ARG	NH1-CZ-NH2	-8.59	109.96	119.40
1	1E	162	ARG	NE-CZ-NH2	8.58	124.59	120.30
1	hH	100	ARG	NE-CZ-NH2	8.58	124.59	120.30
1	1O	164	TYR	CB-CG-CD1	8.58	126.15	121.00
1	il	3	VAL	CA-CB-CG1	8.58	123.78	110.90
1	ah	169	TYR	CG-CD2-CE2	8.58	128.17	121.30
1	cx	132	ARG	NE-CZ-NH2	-8.58	116.01	120.30
1	i6	18	ARG	NE-CZ-NH1	8.58	124.59	120.30
1	j5	173	ARG	NE-CZ-NH2	8.58	124.59	120.30
1	4x	18	ARG	NE-CZ-NH2	-8.58	116.01	120.30
1	eL	32	PHE	CB-CG-CD2	-8.58	114.79	120.80
1	da	173	ARG	NE-CZ-NH2	-8.58	116.01	120.30
1	e6	80	TRP	CB-CG-CD1	-8.58	115.84	127.00
1	gi	76	GLU	OE1-CD-OE2	-8.58	113.00	123.30
1	h3	143	ARG	NE-CZ-NH2	-8.58	116.01	120.30
1	5r	229	ARG	NE-CZ-NH2	-8.58	116.01	120.30
1	1P	97	ARG	NE-CZ-NH1	8.58	124.59	120.30
1	ka	59	VAL	CA-CB-CG2	-8.58	98.03	110.90
1	3I	82	ARG	NH1-CZ-NH2	-8.58	109.96	119.40
1	bz	167	ARG	NE-CZ-NH1	8.58	124.59	120.30
1	dH	197	ASP	CB-CG-OD2	8.58	126.02	118.30
1	5w	161	PHE	CB-CG-CD1	8.58	126.81	120.80
1	6y	162	ARG	NE-CZ-NH2	-8.58	116.01	120.30
1	8e	167	ARG	NE-CZ-NH1	8.58	124.59	120.30
1	1e	173	ARG	NE-CZ-NH1	8.58	124.59	120.30
1	fm	82	ARG	NH1-CZ-NH2	-8.58	109.96	119.40
1	fz	181	VAL	CG1-CB-CG2	-8.58	97.17	110.90
1	j7	108	THR	CA-CB-CG2	-8.58	100.39	112.40

Continued on next page...

Continued from previous page...

Mol	Chain	Res	Type	Atoms	Z	Observed(°)	Ideal(°)
1	lu	210	THR	CA-CB-CG2	-8.58	100.39	112.40
1	lP	152	ASP	CB-CG-OD2	8.58	126.02	118.30
1	4t	51	ASP	CB-CG-OD1	8.58	126.02	118.30
1	56	132	ARG	NH1-CZ-NH2	-8.58	109.97	119.40
1	gX	173	ARG	NE-CZ-NH2	-8.57	116.01	120.30
1	2X	108	THR	CA-CB-CG2	-8.57	100.39	112.40
1	1Z	162	ARG	NE-CZ-NH2	-8.57	116.01	120.30
1	6B	143	ARG	NE-CZ-NH1	-8.57	116.01	120.30
1	az	168	PHE	CB-CG-CD1	-8.57	114.80	120.80
1	cf	40	PHE	CB-CG-CD1	8.57	126.80	120.80
1	lg	173	ARG	NE-CZ-NH1	8.57	124.59	120.30
1	h8	82	ARG	NE-CZ-NH1	8.57	124.59	120.30
1	ju	100	ARG	NE-CZ-NH2	-8.57	116.01	120.30
1	4L	82	ARG	NH1-CZ-NH2	-8.57	109.97	119.40
1	5L	100	ARG	NE-CZ-NH1	8.57	124.59	120.30
1	bW	167	ARG	NE-CZ-NH2	-8.57	116.01	120.30
1	gm	82	ARG	NE-CZ-NH2	-8.57	116.02	120.30
1	ia	132	ARG	NE-CZ-NH1	8.57	124.58	120.30
1	2I	168	PHE	CB-CG-CD2	-8.57	114.80	120.80
1	7N	161	PHE	CB-CG-CD1	-8.57	114.80	120.80
1	8h	143	ARG	NH1-CZ-NH2	-8.57	109.97	119.40
1	di	10	MET	CG-SD-CE	-8.57	86.49	100.20
1	f5	100	ARG	NE-CZ-NH1	8.57	124.58	120.30
1	v	82	ARG	NE-CZ-NH1	8.57	124.58	120.30
1	lb	145	TYR	CB-CG-CD2	-8.57	115.86	121.00
1	ai	164	TYR	CB-CG-CD2	-8.57	115.86	121.00
1	gc	229	ARG	NE-CZ-NH1	8.57	124.58	120.30
1	kc	166	ASP	CB-CG-OD1	8.57	126.01	118.30
1	2G	76	GLU	OE1-CD-OE2	-8.57	113.02	123.30
1	6t	129	ILE	O-C-N	-8.57	108.99	122.70
1	aT	169	TYR	CB-CG-CD1	8.57	126.14	121.00
1	52	143	ARG	NE-CZ-NH2	-8.57	116.02	120.30
1	5J	163	ASP	CB-CG-OD1	8.57	126.01	118.30
1	9H	18	ARG	NE-CZ-NH2	-8.57	116.02	120.30
1	bE	144	MET	CG-SD-CE	-8.57	86.49	100.20
1	bY	185	MET	CG-SD-CE	-8.57	86.49	100.20
1	bZ	169	TYR	CB-CG-CD2	-8.57	115.86	121.00
1	eB	143	ARG	NH1-CZ-NH2	-8.57	109.98	119.40
1	eX	81	ASP	CB-CG-OD2	-8.57	110.59	118.30
1	g7	145	TYR	CG-CD2-CE2	-8.57	114.45	121.30
1	kl	130	TYR	CB-CG-CD1	-8.56	115.86	121.00
1	8X	103	ASP	CB-CG-OD2	-8.56	110.59	118.30

Continued on next page...

Continued from previous page...

Mol	Chain	Res	Type	Atoms	Z	Observed(°)	Ideal(°)
1	jM	167	ARG	NE-CZ-NH1	8.56	124.58	120.30
1	2t	173	ARG	NE-CZ-NH2	-8.56	116.02	120.30
1	2A	118	MET	CG-SD-CE	-8.56	86.50	100.20
1	3N	82	ARG	NH1-CZ-NH2	-8.56	109.98	119.40
1	6F	173	ARG	NE-CZ-NH2	-8.56	116.02	120.30
1	dw	173	ARG	NE-CZ-NH1	8.56	124.58	120.30
1	dI	143	ARG	NE-CZ-NH2	-8.56	116.02	120.30
1	eS	82	ARG	NE-CZ-NH1	8.56	124.58	120.30
1	f4	132	ARG	NE-CZ-NH2	-8.56	116.02	120.30
1	fl	18	ARG	NE-CZ-NH2	-8.56	116.02	120.30
1	jQ	130	TYR	CB-CG-CD1	8.56	126.14	121.00
1	4S	214	MET	CG-SD-CE	-8.56	86.50	100.20
1	55	180	GLU	OE1-CD-OE2	-8.56	113.03	123.30
1	fw	167	ARG	NE-CZ-NH2	8.56	124.58	120.30
1	gi	154	ARG	NE-CZ-NH1	8.56	124.58	120.30
1	gy	40	PHE	CB-CG-CD1	-8.56	114.81	120.80
1	gz	164	TYR	CB-CG-CD1	-8.56	115.86	121.00
1	hV	173	ARG	NE-CZ-NH1	8.56	124.58	120.30
1	lf	130	TYR	CB-CG-CD1	8.56	126.14	121.00
1	lp	154	ARG	NE-CZ-NH1	8.56	124.58	120.30
1	4k	229	ARG	NH1-CZ-NH2	-8.56	109.98	119.40
1	9s	162	ARG	NE-CZ-NH2	-8.56	116.02	120.30
1	9w	164	TYR	CG-CD2-CE2	-8.56	114.45	121.30
1	d6	173	ARG	NE-CZ-NH2	8.56	124.58	120.30
1	2y	143	ARG	NE-CZ-NH1	8.56	124.58	120.30
1	8F	143	ARG	NE-CZ-NH2	-8.56	116.02	120.30
1	by	197	ASP	CB-CG-OD1	8.56	126.00	118.30
1	eT	82	ARG	NH1-CZ-NH2	-8.56	109.99	119.40
1	1D	82	ARG	NE-CZ-NH2	-8.56	116.02	120.30
1	iI	18	ARG	NE-CZ-NH1	8.55	124.58	120.30
1	kE	32	PHE	CB-CG-CD1	-8.56	114.81	120.80
1	4i	143	ARG	NE-CZ-NH1	8.55	124.58	120.30
1	4G	229	ARG	NE-CZ-NH1	8.56	124.58	120.30
1	ef	164	TYR	CG-CD1-CE1	-8.56	114.46	121.30
1	n	229	ARG	NE-CZ-NH2	-8.56	116.02	120.30
1	i9	82	ARG	NE-CZ-NH2	8.55	124.58	120.30
1	jF	154	ARG	NE-CZ-NH2	8.55	124.58	120.30
1	2I	132	ARG	NH1-CZ-NH2	-8.55	109.99	119.40
1	lD	143	ARG	NE-CZ-NH1	8.55	124.58	120.30
1	a0	154	ARG	NE-CZ-NH1	8.56	124.58	120.30
1	4Q	162	ARG	NE-CZ-NH2	-8.55	116.02	120.30
1	fG	82	ARG	NH1-CZ-NH2	-8.55	109.99	119.40

Continued on next page...

Continued from previous page...

Mol	Chain	Res	Type	Atoms	Z	Observed(°)	Ideal(°)
1	77	97	ARG	NE-CZ-NH1	8.55	124.58	120.30
1	7j	24	VAL	CA-CB-CG1	-8.55	98.07	110.90
1	be	97	ARG	NE-CZ-NH2	-8.55	116.02	120.30
1	b8	197	ASP	CB-CG-OD1	-8.55	110.60	118.30
1	bP	229	ARG	NH1-CZ-NH2	-8.55	109.99	119.40
1	cR	162	ARG	NE-CZ-NH2	-8.55	116.02	120.30
1	eK	185	MET	CG-SD-CE	-8.55	86.51	100.20
1	A	10	MET	CG-SD-CE	-8.55	86.51	100.20
1	jw	169	TYR	CB-CG-CD1	8.55	126.13	121.00
1	lL	197	ASP	CB-CG-OD1	8.55	126.00	118.30
1	2j	229	ARG	NE-CZ-NH1	8.55	124.58	120.30
1	5q	164	TYR	CB-CG-CD1	-8.55	115.87	121.00
1	6T	100	ARG	NE-CZ-NH2	-8.55	116.02	120.30
1	4s	162	ARG	NE-CZ-NH2	-8.55	116.03	120.30
1	6D	40	PHE	CB-CG-CD2	8.55	126.79	120.80
1	77	191	VAL	CA-CB-CG2	-8.55	98.08	110.90
1	aw	162	ARG	NE-CZ-NH1	8.55	124.58	120.30
1	aJ	164	TYR	CB-CG-CD1	-8.55	115.87	121.00
1	bx	97	ARG	NE-CZ-NH1	8.55	124.58	120.30
1	ba	162	ARG	NE-CZ-NH1	8.55	124.58	120.30
1	bn	40	PHE	CB-CG-CD1	-8.55	114.81	120.80
1	cv	229	ARG	NE-CZ-NH2	-8.55	116.03	120.30
1	a	40	PHE	CB-CG-CD1	8.55	126.79	120.80
1	a	164	TYR	CB-CG-CD2	-8.55	115.87	121.00
1	S	100	ARG	NE-CZ-NH1	8.55	124.58	120.30
1	iE	143	ARG	NE-CZ-NH2	-8.55	116.03	120.30
1	l3	132	ARG	NE-CZ-NH1	8.55	124.57	120.30
1	gn	164	TYR	CB-CG-CD1	-8.55	115.87	121.00
1	iM	173	ARG	NE-CZ-NH1	8.55	124.57	120.30
1	l8	97	ARG	NE-CZ-NH2	-8.55	116.03	120.30
1	lL	169	TYR	CB-CG-CD1	8.55	126.13	121.00
1	2d	132	ARG	NH1-CZ-NH2	8.55	128.80	119.40
1	6n	229	ARG	NE-CZ-NH2	8.55	124.57	120.30
1	8P	147	PRO	N-CA-CB	-8.55	93.04	103.30
1	9M	145	TYR	CB-CG-CD1	8.55	126.13	121.00
1	9R	145	TYR	CB-CG-CD1	8.55	126.13	121.00
1	d5	82	ARG	NE-CZ-NH2	8.55	124.57	120.30
1	e	132	ARG	NE-CZ-NH2	-8.55	116.03	120.30
1	j	167	ARG	NE-CZ-NH2	-8.55	116.03	120.30
1	t	62	HIS	CA-CB-CG	-8.55	99.07	113.60
1	i4	167	ARG	NE-CZ-NH1	8.55	124.57	120.30
1	ik	26	VAL	CA-CB-CG2	-8.54	98.08	110.90

Continued on next page...

Continued from previous page...

Mol	Chain	Res	Type	Atoms	Z	Observed(°)	Ideal(°)
1	lt	51	ASP	CB-CG-OD2	-8.54	110.61	118.30
1	2h	168	PHE	CB-CG-CD2	-8.54	114.82	120.80
1	2m	97	ARG	NE-CZ-NH1	8.54	124.57	120.30
1	5L	169	TYR	CB-CG-CD2	8.54	126.13	121.00
1	bT	173	ARG	NE-CZ-NH1	8.54	124.57	120.30
1	e2	229	ARG	NE-CZ-NH2	-8.54	116.03	120.30
1	h6	229	ARG	NE-CZ-NH2	-8.54	116.03	120.30
1	jn	10	MET	CG-SD-CE	-8.54	86.53	100.20
1	jv	143	ARG	NE-CZ-NH1	8.54	124.57	120.30
1	iX	130	TYR	CB-CG-CD2	-8.54	115.88	121.00
1	kS	169	TYR	CB-CG-CD1	-8.54	115.88	121.00
1	2S	164	TYR	CB-CG-CD1	8.54	126.12	121.00
1	4J	152	ASP	CB-CG-OD2	8.54	125.99	118.30
1	6R	51	ASP	CB-CG-OD2	-8.54	110.61	118.30
1	7o	100	ARG	NE-CZ-NH2	8.54	124.57	120.30
1	9u	132	ARG	NE-CZ-NH1	-8.54	116.03	120.30
1	aw	168	PHE	CB-CG-CD1	-8.54	114.82	120.80
1	ay	229	ARG	NE-CZ-NH1	8.54	124.57	120.30
1	bL	229	ARG	NE-CZ-NH2	-8.54	116.03	120.30
1	l	173	ARG	NE-CZ-NH2	-8.54	116.03	120.30
1	lO	18	ARG	NE-CZ-NH1	8.54	124.57	120.30
1	dL	167	ARG	NE-CZ-NH1	8.54	124.57	120.30
1	iz	152	ASP	CB-CG-OD1	8.54	125.98	118.30
1	2i	169	TYR	CB-CG-CD1	-8.54	115.88	121.00
1	2F	143	ARG	NH1-CZ-NH2	8.54	128.79	119.40
1	32	214	MET	CG-SD-CE	-8.54	86.54	100.20
1	dW	23	TRP	CH2-CZ2-CE2	-8.54	108.86	117.40
1	8Q	97	ARG	NE-CZ-NH1	8.54	124.57	120.30
1	9k	18	ARG	NH1-CZ-NH2	-8.54	110.01	119.40
1	bu	51	ASP	CB-CG-OD1	8.54	125.99	118.30
1	eQ	51	ASP	CB-CG-OD1	8.54	125.98	118.30
1	dp	229	ARG	NE-CZ-NH1	8.54	124.57	120.30
1	j	100	ARG	NE-CZ-NH2	-8.54	116.03	120.30
1	lC	130	TYR	CB-CG-CD1	8.54	126.12	121.00
1	4B	40	PHE	CB-CG-CD2	8.54	126.78	120.80
1	6M	162	ARG	NE-CZ-NH2	8.54	124.57	120.30
1	gj	143	ARG	NE-CZ-NH1	8.53	124.57	120.30
1	gt	214	MET	CG-SD-CE	-8.53	86.55	100.20
1	7r	113	GLU	OE1-CD-OE2	-8.53	113.06	123.30
1	ct	162	ARG	NE-CZ-NH1	8.54	124.57	120.30
1	ep	100	ARG	NE-CZ-NH2	-8.54	116.03	120.30
1	g9	154	ARG	NE-CZ-NH1	8.53	124.57	120.30

Continued on next page...

Continued from previous page...

Mol	Chain	Res	Type	Atoms	Z	Observed(°)	Ideal(°)
1	hL	167	ARG	NE-CZ-NH1	8.53	124.57	120.30
1	lo	163	ASP	CB-CG-OD1	8.53	125.98	118.30
1	c7	24	VAL	CA-CB-CG2	-8.53	98.10	110.90
1	lA	82	ARG	NE-CZ-NH2	-8.53	116.03	120.30
1	4M	169	TYR	CB-CG-CD1	-8.53	115.88	121.00
1	6y	18	ARG	NE-CZ-NH1	8.53	124.57	120.30
1	8k	161	PHE	CB-CG-CD1	8.53	126.77	120.80
1	f0	143	ARG	NE-CZ-NH1	8.53	124.57	120.30
1	6Q	130	TYR	CB-CG-CD1	8.53	126.12	121.00
1	8H	167	ARG	NE-CZ-NH1	8.53	124.56	120.30
1	o	82	ARG	NE-CZ-NH2	-8.53	116.03	120.30
1	X	143	ARG	NE-CZ-NH1	8.53	124.57	120.30
1	gi	18	ARG	NE-CZ-NH2	-8.53	116.04	120.30
1	42	82	ARG	NE-CZ-NH2	-8.53	116.03	120.30
1	6e	143	ARG	NE-CZ-NH1	8.53	124.56	120.30
1	7H	168	PHE	CB-CG-CD1	-8.53	114.83	120.80
1	9U	197	ASP	CB-CG-OD2	8.53	125.98	118.30
1	7L	97	ARG	NE-CZ-NH1	8.53	124.56	120.30
1	9G	40	PHE	CB-CG-CD1	-8.53	114.83	120.80
1	9R	40	PHE	CB-CG-CD2	8.53	126.77	120.80
1	i9	169	TYR	CB-CG-CD2	8.53	126.12	121.00
1	ik	39	MET	CG-SD-CE	-8.53	86.56	100.20
1	iN	132	ARG	NE-CZ-NH2	8.53	124.56	120.30
1	js	154	ARG	NE-CZ-NH2	-8.53	116.04	120.30
1	jP	169	TYR	CB-CG-CD2	8.53	126.11	121.00
1	kh	154	ARG	NE-CZ-NH1	8.53	124.56	120.30
1	a2	168	PHE	CB-CG-CD1	-8.53	114.83	120.80
1	fU	143	ARG	NE-CZ-NH2	8.53	124.56	120.30
1	kH	97	ARG	NE-CZ-NH1	-8.53	116.04	120.30
1	ly	162	ARG	NE-CZ-NH1	8.53	124.56	120.30
1	46	162	ARG	NE-CZ-NH1	8.53	124.56	120.30
1	4j	164	TYR	CB-CG-CD2	8.53	126.11	121.00
1	8F	229	ARG	NE-CZ-NH1	8.53	124.56	120.30
1	9X	130	TYR	CB-CG-CD2	-8.53	115.89	121.00
1	ad	132	ARG	NE-CZ-NH2	-8.53	116.04	120.30
1	aM	40	PHE	CB-CG-CD1	-8.53	114.83	120.80
1	cP	152	ASP	CB-CG-OD1	8.53	125.97	118.30
1	ji	100	ARG	NE-CZ-NH1	8.52	124.56	120.30
1	i3	132	ARG	NH1-CZ-NH2	-8.52	110.03	119.40
1	4x	161	PHE	CB-CG-CD2	-8.52	114.83	120.80
1	aV	167	ARG	NE-CZ-NH2	-8.52	116.04	120.30
1	eX	145	TYR	CB-CG-CD2	8.52	126.11	121.00

Continued on next page...

Continued from previous page...

Mol	Chain	Res	Type	Atoms	Z	Observed(°)	Ideal(°)
1	iq	100	ARG	NE-CZ-NH1	8.52	124.56	120.30
1	lA	24	VAL	CA-CB-CG2	-8.52	98.12	110.90
1	2T	80	TRP	CE2-CD2-CG	-8.52	100.48	107.30
1	8Q	162	ARG	NE-CZ-NH2	-8.52	116.04	120.30
1	ec	82	ARG	NE-CZ-NH2	-8.52	116.04	120.30
1	jx	32	PHE	CB-CG-CD2	-8.52	114.84	120.80
1	39	167	ARG	NE-CZ-NH1	8.52	124.56	120.30
1	a5	167	ARG	NE-CZ-NH2	8.52	124.56	120.30
1	ak	173	ARG	NH1-CZ-NH2	-8.52	110.03	119.40
1	aF	23	TRP	CA-CB-CG	8.52	129.89	113.70
1	3Z	167	ARG	NE-CZ-NH2	-8.52	116.04	120.30
1	6s	132	ARG	NE-CZ-NH2	8.52	124.56	120.30
1	77	23	TRP	CB-CG-CD1	-8.52	115.93	127.00
1	7J	143	ARG	NE-CZ-NH2	-8.52	116.04	120.30
1	8w	143	ARG	NE-CZ-NH2	-8.52	116.04	120.30
1	8w	197	ASP	CB-CG-OD1	-8.52	110.63	118.30
1	bT	107	THR	O-C-N	-8.52	109.07	122.70
1	fA	167	ARG	NE-CZ-NH1	8.52	124.56	120.30
1	kM	132	ARG	NE-CZ-NH2	-8.52	116.04	120.30
1	89	145	TYR	CB-CG-CD2	-8.52	115.89	121.00
1	hw	132	ARG	NE-CZ-NH2	-8.52	116.04	120.30
1	3Q	100	ARG	NE-CZ-NH1	8.52	124.56	120.30
1	c6	164	TYR	CB-CG-CD2	-8.52	115.89	121.00
1	fT	169	TYR	CB-CG-CD2	-8.52	115.89	121.00
1	kS	132	ARG	NE-CZ-NH1	8.51	124.56	120.30
1	l8	18	ARG	NE-CZ-NH2	-8.51	116.04	120.30
1	6J	145	TYR	CD1-CE1-CZ	8.51	127.46	119.80
1	li	173	ARG	NH1-CZ-NH2	-8.51	110.04	119.40
1	6Z	161	PHE	CB-CG-CD2	8.51	126.76	120.80
1	ac	132	ARG	NE-CZ-NH1	8.51	124.56	120.30
1	aZ	100	ARG	NE-CZ-NH1	8.51	124.56	120.30
1	1b	97	ARG	NE-CZ-NH2	-8.51	116.04	120.30
1	cM	169	TYR	CB-CG-CD1	8.51	126.11	121.00
1	dg	229	ARG	NE-CZ-NH1	8.51	124.56	120.30
1	a8	167	ARG	NH1-CZ-NH2	-8.51	110.04	119.40
1	dP	100	ARG	NH1-CZ-NH2	-8.51	110.04	119.40
1	gp	229	ARG	NE-CZ-NH2	8.51	124.56	120.30
1	hn	130	TYR	CG-CD2-CE2	-8.51	114.49	121.30
1	jB	145	TYR	CB-CG-CD2	-8.51	115.89	121.00
1	5O	132	ARG	NH1-CZ-NH2	-8.51	110.04	119.40
1	K	164	TYR	CB-CG-CD1	-8.51	115.89	121.00
1	jR	130	TYR	CZ-CE2-CD2	-8.51	112.14	119.80

Continued on next page...

Continued from previous page...

Mol	Chain	Res	Type	Atoms	Z	Observed(°)	Ideal(°)
1	kL	132	ARG	NE-CZ-NH2	-8.51	116.05	120.30
1	kS	100	ARG	NE-CZ-NH1	8.51	124.56	120.30
1	lC	133	TRP	CE2-CD2-CG	-8.51	100.49	107.30
1	2a	132	ARG	NE-CZ-NH2	8.51	124.56	120.30
1	5N	130	TYR	CB-CG-CD2	-8.51	115.89	121.00
1	8Q	97	ARG	NE-CZ-NH2	-8.51	116.05	120.30
1	9p	82	ARG	NE-CZ-NH1	8.51	124.56	120.30
1	9W	162	ARG	NE-CZ-NH2	-8.51	116.05	120.30
1	bh	229	ARG	NE-CZ-NH1	8.51	124.56	120.30
1	dN	97	ARG	NE-CZ-NH2	-8.51	116.05	120.30
1	g8	100	ARG	NE-CZ-NH1	-8.51	116.05	120.30
1	h9	100	ARG	NE-CZ-NH2	-8.51	116.05	120.30
1	iV	162	ARG	NE-CZ-NH1	8.51	124.55	120.30
1	lb	103	ASP	CB-CG-OD1	8.51	125.96	118.30
1	lk	167	ARG	NE-CZ-NH1	8.51	124.55	120.30
1	55	145	TYR	CG-CD2-CE2	-8.51	114.49	121.30
1	1l	107	THR	CA-CB-CG2	-8.51	100.49	112.40
1	eb	169	TYR	CB-CG-CD1	8.51	126.11	121.00
1	eG	167	ARG	NE-CZ-NH2	-8.51	116.05	120.30
1	1X	100	ARG	NE-CZ-NH2	-8.51	116.05	120.30
1	jS	81	ASP	CB-CG-OD2	-8.51	110.64	118.30
1	lE	103	ASP	CB-CG-OD2	8.51	125.96	118.30
1	6m	162	ARG	NE-CZ-NH2	8.51	124.55	120.30
1	9P	229	ARG	NE-CZ-NH1	8.51	124.55	120.30
1	eT	81	ASP	CB-CG-OD2	-8.51	110.64	118.30
1	c5	82	ARG	NE-CZ-NH2	8.51	124.55	120.30
1	cl	191	VAL	CA-CB-CG2	-8.51	98.14	110.90
1	eZ	100	ARG	NE-CZ-NH2	-8.51	116.05	120.30
1	fr	100	ARG	NH1-CZ-NH2	8.51	128.76	119.40
1	0	167	ARG	NE-CZ-NH1	8.51	124.55	120.30
1	jl	10	MET	CG-SD-CE	-8.50	86.59	100.20
1	9i	18	ARG	NE-CZ-NH2	8.50	124.55	120.30
1	1I	145	TYR	CB-CG-CD2	-8.50	115.90	121.00
1	kg	197	ASP	CB-CG-OD2	-8.50	110.65	118.30
1	jr	145	TYR	CB-CG-CD1	-8.50	115.90	121.00
1	5i	162	ARG	NE-CZ-NH1	8.50	124.55	120.30
1	lI	152	ASP	CB-CG-OD2	8.50	125.95	118.30
1	2P	154	ARG	NH1-CZ-NH2	-8.50	110.05	119.40
1	5E	51	ASP	CB-CG-OD1	8.50	125.95	118.30
1	7E	229	ARG	NE-CZ-NH2	-8.50	116.05	120.30
1	9c	97	ARG	NE-CZ-NH2	-8.50	116.05	120.30
1	aN	100	ARG	NE-CZ-NH1	8.50	124.55	120.30

Continued on next page...

Continued from previous page...

Mol	Chain	Res	Type	Atoms	Z	Observed(°)	Ideal(°)
1	cB	173	ARG	NE-CZ-NH1	-8.50	116.05	120.30
1	em	161	PHE	CB-CG-CD2	-8.50	114.85	120.80
1	B	173	ARG	NE-CZ-NH1	8.50	124.55	120.30
1	gU	169	TYR	CB-CG-CD2	-8.50	115.90	121.00
1	hd	18	ARG	NE-CZ-NH2	-8.50	116.05	120.30
1	2V	214	MET	CG-SD-CE	-8.50	86.60	100.20
1	6q	81	ASP	CB-CG-OD2	-8.50	110.65	118.30
1	i9	80	TRP	CB-CG-CD1	8.50	138.05	127.00
1	iW	164	TYR	CB-CG-CD1	8.50	126.10	121.00
1	k5	154	ARG	NE-CZ-NH2	8.50	124.55	120.30
1	kg	96	MET	CG-SD-CE	-8.50	86.60	100.20
1	6K	154	ARG	NH1-CZ-NH2	-8.50	110.05	119.40
1	8Q	173	ARG	NE-CZ-NH2	-8.50	116.05	120.30
1	1n	144	MET	CG-SD-CE	-8.50	86.60	100.20
1	e4	173	ARG	NE-CZ-NH1	8.50	124.55	120.30
1	1z	145	TYR	CG-CD2-CE2	-8.50	114.50	121.30
1	g3	167	ARG	NE-CZ-NH1	8.50	124.55	120.30
1	5N	168	PHE	CB-CG-CD1	-8.50	114.85	120.80
1	ic	40	PHE	CB-CG-CD2	-8.50	114.85	120.80
1	ie	143	ARG	NE-CZ-NH1	8.50	124.55	120.30
1	lB	143	ARG	NE-CZ-NH1	8.50	124.55	120.30
1	lL	167	ARG	NE-CZ-NH2	-8.50	116.05	120.30
1	2q	130	TYR	CB-CG-CD2	-8.50	115.90	121.00
1	44	166	ASP	CB-CG-OD2	-8.50	110.65	118.30
1	4j	161	PHE	CB-CG-CD1	8.50	126.75	120.80
1	59	154	ARG	NH1-CZ-NH2	-8.50	110.05	119.40
1	5J	58	THR	CA-CB-CG2	8.50	124.30	112.40
1	eh	32	PHE	CB-CG-CD2	8.50	126.75	120.80
1	0	143	ARG	NE-CZ-NH1	8.50	124.55	120.30
1	gc	82	ARG	NE-CZ-NH2	-8.49	116.05	120.30
1	hq	197	ASP	CB-CG-OD2	8.49	125.95	118.30
1	jK	154	ARG	NE-CZ-NH1	8.49	124.55	120.30
1	5s	167	ARG	NH1-CZ-NH2	-8.49	110.06	119.40
1	hJ	132	ARG	NE-CZ-NH1	8.49	124.55	120.30
1	iC	169	TYR	CB-CG-CD1	-8.49	115.90	121.00
1	6j	103	ASP	CB-CG-OD2	8.49	125.94	118.30
1	ji	18	ARG	NH1-CZ-NH2	-8.49	110.06	119.40
1	kY	82	ARG	NE-CZ-NH2	-8.49	116.05	120.30
1	2v	148	THR	CA-CB-CG2	-8.49	100.51	112.40
1	3B	143	ARG	NE-CZ-NH2	-8.49	116.05	120.30
1	6H	173	ARG	NE-CZ-NH2	-8.49	116.05	120.30
1	8q	229	ARG	NE-CZ-NH1	8.49	124.55	120.30

Continued on next page...

Continued from previous page...

Mol	Chain	Res	Type	Atoms	Z	Observed(°)	Ideal(°)
1	bF	167	ARG	NE-CZ-NH2	-8.49	116.05	120.30
1	ep	164	TYR	CB-CG-CD1	-8.49	115.90	121.00
1	eT	229	ARG	NE-CZ-NH2	-8.49	116.05	120.30
1	fc	229	ARG	NE-CZ-NH2	-8.49	116.05	120.30
1	g0	145	TYR	CB-CG-CD2	8.49	126.10	121.00
1	H	130	TYR	CB-CG-CD2	-8.49	115.90	121.00
1	id	173	ARG	NE-CZ-NH2	-8.49	116.05	120.30
1	jt	143	ARG	NE-CZ-NH1	8.49	124.55	120.30
1	3I	145	TYR	CB-CG-CD1	-8.49	115.91	121.00
1	gp	145	TYR	CB-CG-CD2	8.49	126.09	121.00
1	kV	18	ARG	NE-CZ-NH2	-8.49	116.06	120.30
1	3B	169	TYR	CB-CG-CD2	-8.49	115.91	121.00
1	1p	173	ARG	NE-CZ-NH1	8.49	124.55	120.30
1	7B	167	ARG	NE-CZ-NH1	8.49	124.55	120.30
1	aQ	154	ARG	NE-CZ-NH1	8.49	124.55	120.30
1	bG	24	VAL	CA-CB-CG1	-8.49	98.17	110.90
1	eD	18	ARG	NH1-CZ-NH2	-8.49	110.06	119.40
1	ly	39	MET	CG-SD-CE	-8.49	86.62	100.20
1	4i	229	ARG	NE-CZ-NH1	8.49	124.54	120.30
1	1G	169	TYR	CB-CG-CD1	-8.49	115.91	121.00
1	55	82	ARG	NE-CZ-NH1	8.49	124.54	120.30
1	b4	107	THR	CA-CB-CG2	-8.49	100.52	112.40
1	cO	40	PHE	CB-CG-CD1	-8.49	114.86	120.80
1	f3	82	ARG	NE-CZ-NH2	-8.49	116.06	120.30
1	r	75	GLU	OE1-CD-OE2	-8.49	113.12	123.30
1	gJ	100	ARG	NH1-CZ-NH2	-8.48	110.07	119.40
1	7L	229	ARG	NE-CZ-NH2	-8.48	116.06	120.30
1	ei	96	MET	CG-SD-CE	-8.48	86.62	100.20
1	i3	100	ARG	NE-CZ-NH2	-8.48	116.06	120.30
1	ju	152	ASP	CB-CG-OD1	8.48	125.94	118.30
1	a1	143	ARG	NE-CZ-NH2	-8.48	116.06	120.30
1	dB	145	TYR	CG-CD2-CE2	-8.48	114.51	121.30
1	fj	166	ASP	CB-CG-OD2	8.48	125.94	118.30
1	iG	168	PHE	CB-CG-CD1	-8.48	114.86	120.80
1	ji	145	TYR	CB-CG-CD2	8.48	126.09	121.00
1	5M	162	ARG	NE-CZ-NH1	8.48	124.54	120.30
1	hj	18	ARG	NE-CZ-NH2	-8.48	116.06	120.30
1	6g	197	ASP	CB-CG-OD2	-8.48	110.67	118.30
1	91	167	ARG	NE-CZ-NH1	8.48	124.54	120.30
1	9L	173	ARG	NH1-CZ-NH2	-8.48	110.07	119.40
1	ao	154	ARG	NE-CZ-NH2	-8.48	116.06	120.30
1	cx	154	ARG	NE-CZ-NH2	-8.48	116.06	120.30

Continued on next page...

Continued from previous page...

Mol	Chain	Res	Type	Atoms	Z	Observed(°)	Ideal(°)
1	gq	154	ARG	NH1-CZ-NH2	-8.48	110.07	119.40
1	ha	162	ARG	NE-CZ-NH2	-8.48	116.06	120.30
1	hA	4	GLN	N-CA-CB	8.48	125.86	110.60
1	i6	166	ASP	CB-CG-OD2	-8.48	110.67	118.30
1	kf	132	ARG	NE-CZ-NH2	-8.48	116.06	120.30
1	gy	229	ARG	NE-CZ-NH1	8.48	124.54	120.30
1	1E	100	ARG	NE-CZ-NH1	8.48	124.54	120.30
1	iW	173	ARG	NE-CZ-NH2	-8.48	116.06	120.30
1	2w	162	ARG	NE-CZ-NH2	-8.48	116.06	120.30
1	5Z	40	PHE	CB-CG-CD1	8.48	126.73	120.80
1	j3	173	ARG	NE-CZ-NH2	8.48	124.54	120.30
1	ks	143	ARG	NE-CZ-NH1	8.48	124.54	120.30
1	2b	154	ARG	NE-CZ-NH2	-8.48	116.06	120.30
1	2D	164	TYR	CB-CG-CD2	-8.48	115.91	121.00
1	72	154	ARG	NE-CZ-NH2	-8.48	116.06	120.30
1	9I	167	ARG	NE-CZ-NH1	-8.48	116.06	120.30
1	cD	169	TYR	CB-CG-CD2	8.48	126.09	121.00
1	dw	145	TYR	CB-CG-CD2	-8.48	115.91	121.00
1	dW	143	ARG	NE-CZ-NH1	8.48	124.54	120.30
1	f9	82	ARG	NE-CZ-NH2	-8.48	116.06	120.30
1	fA	173	ARG	NE-CZ-NH2	-8.48	116.06	120.30
1	la	167	ARG	NE-CZ-NH2	-8.47	116.06	120.30
1	32	229	ARG	NE-CZ-NH2	-8.47	116.06	120.30
1	6I	169	TYR	CB-CG-CD1	-8.47	115.92	121.00
1	hC	167	ARG	NE-CZ-NH2	-8.47	116.06	120.30
1	kg	66	MET	CG-SD-CE	-8.47	86.64	100.20
1	kt	100	ARG	NE-CZ-NH2	-8.47	116.06	120.30
1	kK	162	ARG	NE-CZ-NH1	8.47	124.54	120.30
1	l6	82	ARG	NE-CZ-NH2	8.47	124.54	120.30
1	2x	54	THR	CA-CB-CG2	-8.47	100.54	112.40
1	2S	169	TYR	CB-CG-CD2	8.47	126.08	121.00
1	7X	97	ARG	NE-CZ-NH1	8.47	124.54	120.30
1	84	82	ARG	NE-CZ-NH2	-8.47	116.06	120.30
1	aq	130	TYR	CB-CG-CD2	-8.47	115.92	121.00
1	O	143	ARG	NE-CZ-NH1	8.47	124.54	120.30
1	hV	82	ARG	NE-CZ-NH1	8.47	124.53	120.30
1	i4	161	PHE	CB-CG-CD2	-8.47	114.87	120.80
1	kF	154	ARG	NE-CZ-NH1	-8.47	116.06	120.30
1	kL	97	ARG	NE-CZ-NH2	-8.47	116.06	120.30
1	3U	167	ARG	NE-CZ-NH1	8.47	124.53	120.30
1	9y	169	TYR	CB-CG-CD2	-8.47	115.92	121.00
1	aW	32	PHE	CB-CG-CD1	8.47	126.73	120.80

Continued on next page...

Continued from previous page...

Mol	Chain	Res	Type	Atoms	Z	Observed(°)	Ideal(°)
1	eH	97	ARG	NE-CZ-NH2	-8.47	116.06	120.30
1	fH	229	ARG	NH1-CZ-NH2	-8.47	110.08	119.40
1	hE	40	PHE	CB-CG-CD1	-8.47	114.87	120.80
1	hH	81	ASP	O-C-N	-8.47	109.15	122.70
1	jR	82	ARG	NH1-CZ-NH2	-8.47	110.08	119.40
1	3a	18	ARG	NE-CZ-NH1	8.47	124.53	120.30
1	29	162	ARG	NE-CZ-NH2	8.47	124.53	120.30
1	8V	143	ARG	NE-CZ-NH2	-8.47	116.07	120.30
1	ag	164	TYR	CB-CG-CD2	-8.47	115.92	121.00
1	cE	168	PHE	CB-CG-CD1	-8.47	114.87	120.80
1	fY	161	PHE	CB-CG-CD2	8.47	126.73	120.80
1	dM	82	ARG	NE-CZ-NH2	-8.47	116.07	120.30
1	1q	132	ARG	NE-CZ-NH2	-8.47	116.07	120.30
1	eG	162	ARG	NE-CZ-NH1	8.47	124.53	120.30
1	24	97	ARG	NE-CZ-NH1	8.47	124.53	120.30
1	2M	145	TYR	CB-CG-CD2	-8.47	115.92	121.00
1	5N	10	MET	CG-SD-CE	-8.47	86.66	100.20
1	bP	186	THR	CA-CB-CG2	-8.47	100.55	112.40
1	kF	164	TYR	CB-CG-CD1	-8.46	115.92	121.00
1	3I	18	ARG	NE-CZ-NH2	-8.46	116.07	120.30
1	8g	100	ARG	NE-CZ-NH1	-8.46	116.07	120.30
1	8j	229	ARG	NE-CZ-NH2	-8.46	116.07	120.30
1	1d	32	PHE	CB-CG-CD1	8.47	126.73	120.80
1	bn	145	TYR	CB-CG-CD2	-8.46	115.92	121.00
1	cw	162	ARG	NH1-CZ-NH2	-8.46	110.09	119.40
1	1n	169	TYR	CB-CG-CD1	-8.46	115.92	121.00
1	0	173	ARG	NE-CZ-NH1	8.46	124.53	120.30
1	3	167	ARG	NE-CZ-NH1	8.46	124.53	120.30
1	gx	168	PHE	CB-CG-CD2	-8.46	114.88	120.80
1	iO	169	TYR	CG-CD1-CE1	-8.46	114.53	121.30
1	II	167	ARG	NE-CZ-NH2	-8.46	116.07	120.30
1	3X	161	PHE	CB-CG-CD1	-8.46	114.88	120.80
1	9z	173	ARG	NE-CZ-NH1	8.46	124.53	120.30
1	iS	162	ARG	NE-CZ-NH1	8.46	124.53	120.30
1	jB	173	ARG	NE-CZ-NH1	8.46	124.53	120.30
1	73	229	ARG	NE-CZ-NH2	-8.46	116.07	120.30
1	as	133	TRP	CB-CG-CD1	8.46	138.00	127.00
1	as	229	ARG	NE-CZ-NH1	8.46	124.53	120.30
1	fK	180	GLU	OE1-CD-OE2	-8.46	113.15	123.30
1	d2	212	GLU	OE1-CD-OE2	-8.46	113.15	123.30
1	gZ	18	ARG	NE-CZ-NH1	8.46	124.53	120.30
1	hE	154	ARG	NE-CZ-NH2	-8.46	116.07	120.30

Continued on next page...

Continued from previous page...

Mol	Chain	Res	Type	Atoms	Z	Observed(°)	Ideal(°)
1	dr	132	ARG	NE-CZ-NH2	-8.46	116.07	120.30
1	q	52	LEU	CB-CG-CD1	8.46	125.38	111.00
1	ii	102	SER	N-CA-CB	-8.46	97.81	110.50
1	j3	173	ARG	NH1-CZ-NH2	-8.46	110.10	119.40
1	4w	154	ARG	NE-CZ-NH1	8.46	124.53	120.30
1	6s	208	ALA	CB-CA-C	8.46	122.79	110.10
1	aU	173	ARG	NE-CZ-NH1	8.46	124.53	120.30
1	lo	164	TYR	CB-CG-CD1	-8.46	115.92	121.00
1	g1	229	ARG	NE-CZ-NH1	8.46	124.53	120.30
1	d	169	TYR	CB-CG-CD2	8.46	126.08	121.00
1	gB	97	ARG	NE-CZ-NH2	8.46	124.53	120.30
1	kG	97	ARG	NE-CZ-NH1	8.46	124.53	120.30
1	3d	81	ASP	CB-CG-OD1	-8.46	110.69	118.30
1	5K	215	MET	CG-SD-CE	-8.46	86.67	100.20
1	8p	229	ARG	NE-CZ-NH2	-8.46	116.07	120.30
1	kP	145	TYR	CB-CG-CD1	-8.45	115.93	121.00
1	9r	18	ARG	NE-CZ-NH1	8.46	124.53	120.30
1	9M	154	ARG	NE-CZ-NH1	8.46	124.53	120.30
1	dI	132	ARG	NE-CZ-NH1	8.46	124.53	120.30
1	dM	100	ARG	NE-CZ-NH1	8.46	124.53	120.30
1	y	100	ARG	NE-CZ-NH1	8.45	124.53	120.30
1	1S	143	ARG	NE-CZ-NH1	-8.45	116.07	120.30
1	kp	100	ARG	NE-CZ-NH2	-8.45	116.07	120.30
1	5G	132	ARG	NE-CZ-NH1	8.45	124.53	120.30
1	b0	40	PHE	CB-CG-CD2	8.45	126.72	120.80
1	ki	82	ARG	NE-CZ-NH1	8.45	124.53	120.30
1	kw	97	ARG	NE-CZ-NH2	8.45	124.53	120.30
1	l3	97	ARG	NE-CZ-NH1	8.45	124.53	120.30
1	3H	167	ARG	NH1-CZ-NH2	-8.45	110.10	119.40
1	5M	132	ARG	NE-CZ-NH2	-8.45	116.07	120.30
1	e6	169	TYR	CB-CG-CD2	8.45	126.07	121.00
1	6r	154	ARG	NE-CZ-NH2	-8.45	116.08	120.30
1	6J	167	ARG	NE-CZ-NH1	8.45	124.53	120.30
1	c8	145	TYR	CB-CG-CD1	-8.45	115.93	121.00
1	ep	97	ARG	NE-CZ-NH2	-8.45	116.07	120.30
1	ku	161	PHE	CG-CD1-CE1	-8.45	111.50	120.80
1	2O	100	ARG	NE-CZ-NH1	8.45	124.53	120.30
1	3Y	81	ASP	CB-CG-OD1	8.45	125.91	118.30
1	4G	130	TYR	CB-CG-CD2	8.45	126.07	121.00
1	5y	167	ARG	NH1-CZ-NH2	-8.45	110.11	119.40
1	8g	32	PHE	CB-CG-CD2	8.45	126.72	120.80
1	9F	97	ARG	NE-CZ-NH2	8.45	124.53	120.30

Continued on next page...

Continued from previous page...

Mol	Chain	Res	Type	Atoms	Z	Observed(°)	Ideal(°)
1	c5	18	ARG	NE-CZ-NH2	-8.45	116.08	120.30
1	1M	82	ARG	NH1-CZ-NH2	-8.45	110.11	119.40
1	jR	82	ARG	NE-CZ-NH2	8.45	124.52	120.30
1	58	51	ASP	CB-CG-OD2	-8.45	110.70	118.30
1	7c	161	PHE	CB-CG-CD2	8.45	126.71	120.80
1	7t	162	ARG	NE-CZ-NH1	-8.45	116.08	120.30
1	7A	162	ARG	NE-CZ-NH2	-8.45	116.08	120.30
1	9J	167	ARG	NE-CZ-NH1	8.45	124.53	120.30
1	bI	154	ARG	NE-CZ-NH2	8.45	124.52	120.30
1	eC	164	TYR	CB-CG-CD1	-8.45	115.93	121.00
1	jU	103	ASP	CB-CG-OD2	-8.45	110.70	118.30
1	kB	18	ARG	NE-CZ-NH2	-8.45	116.08	120.30
1	dk	80	TRP	CD1-NE1-CE2	8.45	116.60	109.00
1	hd	164	TYR	CB-CG-CD1	8.45	126.07	121.00
1	j9	173	ARG	NE-CZ-NH1	8.45	124.52	120.30
1	jb	229	ARG	NE-CZ-NH2	-8.45	116.08	120.30
1	6R	166	ASP	CB-CG-OD1	8.45	125.90	118.30
1	k7	164	TYR	CB-CG-CD1	-8.45	115.93	121.00
1	cS	169	TYR	CB-CG-CD1	8.45	126.07	121.00
1	dC	168	PHE	CG-CD1-CE1	-8.45	111.51	120.80
1	2K	194	ALA	N-CA-CB	-8.44	98.28	110.10
1	4t	132	ARG	NE-CZ-NH1	8.44	124.52	120.30
1	6l	71	GLU	OE1-CD-OE2	-8.44	113.17	123.30
1	7N	168	PHE	CB-CG-CD2	8.45	126.71	120.80
1	88	168	PHE	CB-CG-CD1	-8.45	114.89	120.80
1	8s	162	ARG	NE-CZ-NH1	8.44	124.52	120.30
1	9I	107	THR	CA-CB-CG2	-8.45	100.58	112.40
1	en	169	TYR	CG-CD2-CE2	8.45	128.06	121.30
1	1y	166	ASP	CB-CG-OD1	8.45	125.90	118.30
1	f5	143	ARG	NH1-CZ-NH2	-8.44	110.11	119.40
1	f7	168	PHE	CB-CG-CD1	-8.45	114.89	120.80
1	hq	130	TYR	CB-CG-CD1	8.44	126.06	121.00
1	hP	130	TYR	CZ-CE2-CD2	-8.44	112.20	119.80
1	jA	167	ARG	NE-CZ-NH2	-8.44	116.08	120.30
1	lb	76	GLU	OE1-CD-OE2	-8.44	113.17	123.30
1	35	163	ASP	CB-CG-OD1	8.44	125.90	118.30
1	6j	77	ALA	CB-CA-C	-8.44	97.44	110.10
1	7N	152	ASP	CB-CG-OD2	8.44	125.90	118.30
1	8k	97	ARG	NE-CZ-NH1	8.44	124.52	120.30
1	at	66	MET	CG-SD-CE	-8.44	86.69	100.20
1	eq	88	ALA	N-CA-CB	-8.44	98.28	110.10
1	eW	145	TYR	CB-CG-CD1	-8.44	115.94	121.00

Continued on next page...

Continued from previous page...

Mol	Chain	Res	Type	Atoms	Z	Observed(°)	Ideal(°)
1	fq	164	TYR	CB-CG-CD1	8.44	126.06	121.00
1	iL	214	MET	CG-SD-CE	-8.44	86.70	100.20
1	j9	185	MET	CG-SD-CE	-8.44	86.70	100.20
1	jx	169	TYR	CB-CG-CD1	-8.44	115.94	121.00
1	kR	132	ARG	NE-CZ-NH2	-8.44	116.08	120.30
1	2e	32	PHE	CB-CG-CD1	-8.44	114.89	120.80
1	2t	197	ASP	CB-CG-OD1	-8.44	110.70	118.30
1	7L	32	PHE	CB-CG-CD2	-8.44	114.89	120.80
1	9R	82	ARG	NE-CZ-NH1	8.44	124.52	120.30
1	bm	162	ARG	NE-CZ-NH1	8.44	124.52	120.30
1	dA	197	ASP	CB-CG-OD1	-8.44	110.70	118.30
1	0	154	ARG	NE-CZ-NH2	-8.44	116.08	120.30
1	s	40	PHE	CB-CG-CD2	-8.44	114.89	120.80
1	h7	97	ARG	NE-CZ-NH1	8.44	124.52	120.30
1	jr	169	TYR	CB-CG-CD1	-8.44	115.94	121.00
1	eT	143	ARG	NE-CZ-NH2	-8.44	116.08	120.30
1	fu	145	TYR	CB-CG-CD1	-8.44	115.94	121.00
1	6H	229	ARG	NE-CZ-NH1	8.44	124.52	120.30
1	7E	162	ARG	NE-CZ-NH2	-8.44	116.08	120.30
1	8n	161	PHE	CB-CG-CD2	8.44	126.70	120.80
1	8E	229	ARG	NE-CZ-NH2	8.44	124.52	120.30
1	bf	162	ARG	NE-CZ-NH2	-8.44	116.08	120.30
1	bJ	154	ARG	NE-CZ-NH1	8.44	124.52	120.30
1	do	162	ARG	NE-CZ-NH2	-8.44	116.08	120.30
1	fM	68	MET	CG-SD-CE	-8.44	86.70	100.20
1	bt	18	ARG	NE-CZ-NH1	8.43	124.52	120.30
1	jj	167	ARG	NE-CZ-NH2	8.43	124.52	120.30
1	3S	59	VAL	CA-CB-CG1	8.43	123.55	110.90
1	4h	51	ASP	CB-CG-OD1	8.43	125.89	118.30
1	5M	81	ASP	CB-CG-OD1	8.43	125.89	118.30
1	ae	167	ARG	NE-CZ-NH1	8.43	124.52	120.30
1	kF	10	MET	CG-SD-CE	-8.43	86.71	100.20
1	gd	229	ARG	NE-CZ-NH2	-8.43	116.09	120.30
1	jP	161	PHE	CB-CG-CD1	-8.43	114.90	120.80
1	2i	229	ARG	NH1-CZ-NH2	-8.43	110.13	119.40
1	3z	164	TYR	CG-CD1-CE1	-8.43	114.56	121.30
1	4z	229	ARG	NE-CZ-NH2	-8.43	116.09	120.30
1	4T	97	ARG	NE-CZ-NH1	8.43	124.51	120.30
1	9C	100	ARG	NE-CZ-NH2	8.43	124.52	120.30
1	cm	145	TYR	CB-CG-CD2	-8.43	115.94	121.00
1	E	229	ARG	CD-NE-CZ	8.43	135.40	123.60
1	fH	97	ARG	NE-CZ-NH1	8.43	124.51	120.30

Continued on next page...

Continued from previous page...

Mol	Chain	Res	Type	Atoms	Z	Observed(°)	Ideal(°)
1	he	98	GLU	OE1-CD-OE2	-8.43	113.19	123.30
1	kL	51	ASP	CB-CG-OD1	8.43	125.89	118.30
1	54	145	TYR	CG-CD2-CE2	-8.43	114.56	121.30
1	5r	167	ARG	NE-CZ-NH2	-8.43	116.09	120.30
1	7s	164	TYR	CB-CG-CD1	-8.43	115.94	121.00
1	8Y	18	ARG	NE-CZ-NH1	8.43	124.51	120.30
1	e1	173	ARG	NE-CZ-NH2	-8.43	116.09	120.30
1	fG	97	ARG	NE-CZ-NH2	-8.43	116.09	120.30
1	4D	18	ARG	NE-CZ-NH1	8.43	124.51	120.30
1	4V	143	ARG	CD-NE-CZ	8.43	135.39	123.60
1	5l	164	TYR	CB-CG-CD2	-8.43	115.94	121.00
1	74	229	ARG	NE-CZ-NH2	-8.43	116.09	120.30
1	b6	143	ARG	NE-CZ-NH1	8.43	124.51	120.30
1	cx	51	ASP	CB-CG-OD1	-8.43	110.72	118.30
1	e8	169	TYR	CB-CG-CD1	-8.43	115.94	121.00
1	eQ	51	ASP	CB-CG-OD2	-8.43	110.72	118.30
1	H	162	ARG	NE-CZ-NH2	-8.43	116.09	120.30
1	6c	154	ARG	NE-CZ-NH1	8.42	124.51	120.30
1	gA	80	TRP	CB-CG-CD1	-8.42	116.05	127.00
1	gB	168	PHE	CB-CG-CD1	-8.42	114.91	120.80
1	hT	130	TYR	CB-CG-CD2	-8.42	115.95	121.00
1	1X	23	TRP	CB-CG-CD1	-8.42	116.05	127.00
1	ky	18	ARG	NE-CZ-NH2	-8.42	116.09	120.30
1	2U	143	ARG	NE-CZ-NH2	8.42	124.51	120.30
1	3A	130	TYR	CB-CG-CD2	-8.42	115.95	121.00
1	4h	82	ARG	NE-CZ-NH1	8.42	124.51	120.30
1	4I	100	ARG	NH1-CZ-NH2	-8.42	110.14	119.40
1	4O	184	TRP	CH2-CZ2-CE2	8.42	125.82	117.40
1	5T	100	ARG	NE-CZ-NH1	8.42	124.51	120.30
1	68	168	PHE	CB-CG-CD1	8.42	126.70	120.80
1	7q	143	ARG	NH1-CZ-NH2	-8.42	110.14	119.40
1	7s	81	ASP	CB-CG-OD2	-8.42	110.72	118.30
1	9E	161	PHE	CB-CG-CD2	8.42	126.70	120.80
1	am	100	ARG	NE-CZ-NH2	-8.42	116.09	120.30
1	cV	68	MET	CG-SD-CE	-8.42	86.72	100.20
1	fT	52	LEU	CB-CG-CD2	8.42	125.32	111.00
1	g6	143	ARG	NE-CZ-NH2	-8.42	116.09	120.30
1	M	130	TYR	CB-CG-CD1	-8.42	115.95	121.00
1	gh	40	PHE	CB-CG-CD2	-8.42	114.91	120.80
1	ix	167	ARG	NE-CZ-NH1	8.42	124.51	120.30
1	3m	132	ARG	NE-CZ-NH2	8.42	124.51	120.30
1	6j	197	ASP	CB-CG-OD1	8.42	125.88	118.30

Continued on next page...

Continued from previous page...

Mol	Chain	Res	Type	Atoms	Z	Observed(°)	Ideal(°)
1	6C	197	ASP	CB-CG-OD1	-8.42	110.72	118.30
1	7U	103	ASP	CB-CG-OD2	8.42	125.88	118.30
1	fd	18	ARG	NE-CZ-NH2	-8.42	116.09	120.30
1	8r	58	THR	CA-CB-CG2	-8.42	100.61	112.40
1	ds	167	ARG	NE-CZ-NH1	8.42	124.51	120.30
1	fL	168	PHE	CB-CG-CD1	8.42	126.69	120.80
1	fP	82	ARG	NE-CZ-NH1	8.42	124.51	120.30
1	3H	168	PHE	CB-CG-CD1	8.42	126.69	120.80
1	92	82	ARG	NE-CZ-NH2	-8.42	116.09	120.30
1	if	169	TYR	CB-CG-CD1	8.42	126.05	121.00
1	kB	145	TYR	CB-CG-CD2	8.42	126.05	121.00
1	4n	173	ARG	NE-CZ-NH2	-8.42	116.09	120.30
1	4J	143	ARG	NE-CZ-NH2	-8.42	116.09	120.30
1	93	82	ARG	NE-CZ-NH2	-8.42	116.09	120.30
1	ar	154	ARG	NE-CZ-NH1	8.42	124.51	120.30
1	dU	81	ASP	CB-CG-OD1	8.42	125.88	118.30
1	eS	162	ARG	NE-CZ-NH1	8.42	124.51	120.30
1	2H	23	TRP	CB-CG-CD2	8.41	137.54	126.60
1	99	132	ARG	NE-CZ-NH2	-8.41	116.09	120.30
1	iT	18	ARG	NE-CZ-NH2	-8.41	116.09	120.30
1	jn	154	ARG	NE-CZ-NH1	8.41	124.51	120.30
1	kr	100	ARG	NE-CZ-NH2	-8.41	116.09	120.30
1	kY	132	ARG	NE-CZ-NH2	-8.41	116.09	120.30
1	34	100	ARG	NE-CZ-NH2	-8.41	116.09	120.30
1	5R	58	THR	CA-CB-CG2	-8.41	100.62	112.40
1	8N	164	TYR	CB-CG-CD2	-8.41	115.95	121.00
1	b1	144	MET	CG-SD-CE	-8.41	86.74	100.20
1	by	132	ARG	NE-CZ-NH1	8.41	124.51	120.30
1	ds	18	ARG	NE-CZ-NH1	8.41	124.51	120.30
1	fj	154	ARG	NE-CZ-NH2	-8.41	116.09	120.30
1	1D	40	PHE	CB-CG-CD2	-8.41	114.91	120.80
1	hk	173	ARG	NE-CZ-NH1	8.41	124.50	120.30
1	hG	97	ARG	NE-CZ-NH2	8.41	124.50	120.30
1	33	143	ARG	NE-CZ-NH1	8.41	124.50	120.30
1	4S	163	ASP	CB-CG-OD2	-8.41	110.73	118.30
1	bo	80	TRP	CH2-CZ2-CE2	-8.41	108.99	117.40
1	ix	161	PHE	CB-CG-CD1	-8.41	114.91	120.80
1	2k	217	ALA	N-CA-CB	-8.41	98.33	110.10
1	9u	169	TYR	CB-CG-CD1	-8.41	115.95	121.00
1	aU	143	ARG	NE-CZ-NH2	8.41	124.50	120.30
1	bv	97	ARG	NE-CZ-NH1	8.41	124.51	120.30
1	dw	100	ARG	NE-CZ-NH1	8.41	124.51	120.30

Continued on next page...

Continued from previous page...

Mol	Chain	Res	Type	Atoms	Z	Observed(°)	Ideal(°)
1	eM	154	ARG	NE-CZ-NH1	8.41	124.50	120.30
1	kZ	166	ASP	CB-CG-OD2	8.41	125.87	118.30
1	la	82	ARG	NE-CZ-NH1	8.41	124.50	120.30
1	6E	164	TYR	CG-CD2-CE2	-8.41	114.57	121.30
1	bL	132	ARG	NE-CZ-NH2	-8.41	116.10	120.30
1	fk	154	ARG	NE-CZ-NH1	8.41	124.50	120.30
1	gj	148	THR	CA-CB-CG2	-8.41	100.63	112.40
1	i2	143	ARG	NE-CZ-NH2	8.41	124.50	120.30
1	kn	82	ARG	NE-CZ-NH2	-8.41	116.10	120.30
1	lh	40	PHE	CB-CG-CD1	8.41	126.69	120.80
1	4F	97	ARG	NE-CZ-NH2	-8.41	116.10	120.30
1	cU	197	ASP	CB-CG-OD1	8.41	125.87	118.30
1	da	130	TYR	CB-CG-CD1	8.41	126.04	121.00
1	iB	145	TYR	CB-CG-CD2	-8.40	115.96	121.00
1	aq	32	PHE	CB-CG-CD2	-8.40	114.92	120.80
1	dV	103	ASP	CB-CG-OD1	8.40	125.86	118.30
1	ha	229	ARG	NE-CZ-NH1	8.40	124.50	120.30
1	jo	167	ARG	NH1-CZ-NH2	-8.40	110.16	119.40
1	3B	161	PHE	CB-CG-CD1	-8.40	114.92	120.80
1	4e	103	ASP	CB-CG-OD2	8.40	125.86	118.30
1	e5	100	ARG	NE-CZ-NH1	8.40	124.50	120.30
1	gS	100	ARG	NE-CZ-NH2	-8.40	116.10	120.30
1	lN	173	ARG	NE-CZ-NH2	-8.40	116.10	120.30
1	3r	18	ARG	NE-CZ-NH1	8.40	124.50	120.30
1	fo	100	ARG	NE-CZ-NH1	8.40	124.50	120.30
1	hm	130	TYR	CB-CG-CD1	-8.40	115.96	121.00
1	6f	229	ARG	NE-CZ-NH2	8.40	124.50	120.30
1	9d	221	VAL	CG1-CB-CG2	-8.40	97.46	110.90
1	aX	173	ARG	NE-CZ-NH2	-8.40	116.10	120.30
1	cf	82	ARG	NE-CZ-NH2	-8.40	116.10	120.30
1	aa	229	ARG	NE-CZ-NH1	8.40	124.50	120.30
1	o	145	TYR	CB-CG-CD2	-8.40	115.96	121.00
1	1K	166	ASP	CB-CG-OD1	8.40	125.86	118.30
1	iS	32	PHE	CB-CG-CD2	8.40	126.68	120.80
1	6e	97	ARG	NE-CZ-NH2	-8.40	116.10	120.30
1	6Q	162	ARG	NE-CZ-NH1	8.40	124.50	120.30
1	8T	154	ARG	NE-CZ-NH1	8.40	124.50	120.30
1	91	82	ARG	NE-CZ-NH1	8.40	124.50	120.30
1	9d	82	ARG	NE-CZ-NH1	8.40	124.50	120.30
1	aV	167	ARG	NE-CZ-NH1	8.40	124.50	120.30
1	di	154	ARG	NH1-CZ-NH2	-8.40	110.16	119.40
1	H	197	ASP	CB-CG-OD2	-8.40	110.74	118.30

Continued on next page...

Continued from previous page...

Mol	Chain	Res	Type	Atoms	Z	Observed(°)	Ideal(°)
1	jO	18	ARG	NE-CZ-NH1	8.39	124.50	120.30
1	2Q	224	PRO	N-CA-CB	8.39	113.37	103.30
1	aA	145	TYR	CB-CG-CD1	8.39	126.04	121.00
1	kn	40	PHE	CB-CG-CD1	8.39	126.67	120.80
1	l0	97	ARG	NE-CZ-NH1	8.39	124.50	120.30
1	2Z	162	ARG	NE-CZ-NH1	8.39	124.50	120.30
1	4S	82	ARG	NE-CZ-NH1	8.39	124.50	120.30
1	6i	197	ASP	CB-CG-OD2	8.39	125.86	118.30
1	be	162	ARG	NE-CZ-NH1	8.39	124.50	120.30
1	dw	103	ASP	CB-CG-OD1	8.39	125.86	118.30
1	6o	173	ARG	NE-CZ-NH1	-8.39	116.10	120.30
1	8q	169	TYR	CB-CG-CD2	-8.39	115.96	121.00
1	a8	97	ARG	NE-CZ-NH1	8.39	124.50	120.30
1	aa	167	ARG	NE-CZ-NH1	8.39	124.50	120.30
1	lg	145	TYR	CB-CG-CD1	8.39	126.04	121.00
1	cQ	149	SER	N-CA-CB	8.39	123.09	110.50
1	lu	97	ARG	NE-CZ-NH2	-8.39	116.10	120.30
1	lw	168	PHE	CB-CG-CD1	-8.39	114.92	120.80
1	N	169	TYR	CB-CG-CD1	8.39	126.04	121.00
1	jA	18	ARG	NE-CZ-NH2	-8.39	116.10	120.30
1	7v	109	SER	N-CA-CB	8.39	123.09	110.50
1	lf	130	TYR	CB-CG-CD2	-8.39	115.97	121.00
1	ew	145	TYR	CG-CD1-CE1	-8.39	114.59	121.30
1	id	143	ARG	NE-CZ-NH2	-8.39	116.11	120.30
1	lq	117	TRP	CD1-NE1-CE2	8.39	116.55	109.00
1	4X	161	PHE	CB-CG-CD1	8.39	126.67	120.80
1	7E	162	ARG	NE-CZ-NH1	8.39	124.50	120.30
1	6z	97	ARG	NE-CZ-NH1	8.39	124.50	120.30
1	7U	173	ARG	NE-CZ-NH2	-8.39	116.11	120.30
1	8C	169	TYR	CB-CG-CD1	-8.39	115.97	121.00
1	aR	132	ARG	NE-CZ-NH1	8.39	124.50	120.30
1	cy	143	ARG	NE-CZ-NH2	-8.39	116.10	120.30
1	lj	55	MET	CG-SD-CE	-8.39	86.77	100.20
1	fl	152	ASP	CB-CG-OD1	-8.39	110.75	118.30
1	ez	40	PHE	CB-CG-CD2	8.39	126.67	120.80
1	3d	164	TYR	CB-CG-CD1	-8.39	115.97	121.00
1	7V	169	TYR	CB-CG-CD1	-8.39	115.97	121.00
1	8o	133	TRP	CH2-CZ2-CE2	8.39	125.79	117.40
1	dL	18	ARG	NE-CZ-NH2	8.39	124.49	120.30
1	iy	132	ARG	NE-CZ-NH1	8.39	124.49	120.30
1	3w	132	ARG	NE-CZ-NH2	8.39	124.49	120.30
1	6X	66	MET	CG-SD-CE	-8.38	86.78	100.20

Continued on next page...

Continued from previous page...

Mol	Chain	Res	Type	Atoms	Z	Observed(°)	Ideal(°)
1	7J	18	ARG	NE-CZ-NH1	8.38	124.49	120.30
1	8S	132	ARG	NH1-CZ-NH2	-8.38	110.18	119.40
1	98	162	ARG	NE-CZ-NH2	-8.38	116.11	120.30
1	a5	167	ARG	NH1-CZ-NH2	-8.38	110.18	119.40
1	c7	145	TYR	CB-CG-CD1	8.38	126.03	121.00
1	dG	130	TYR	CB-CG-CD2	8.39	126.03	121.00
1	ec	143	ARG	NE-CZ-NH2	-8.39	116.11	120.30
1	dO	100	ARG	NE-CZ-NH2	-8.38	116.11	120.30
1	fs	82	ARG	NE-CZ-NH1	8.38	124.49	120.30
1	G	100	ARG	NE-CZ-NH2	-8.38	116.11	120.30
1	1D	100	ARG	NE-CZ-NH2	8.38	124.49	120.30
1	i0	18	ARG	NE-CZ-NH1	8.38	124.49	120.30
1	iU	154	ARG	NE-CZ-NH2	-8.38	116.11	120.30
1	jx	128	GLU	OE1-CD-OE2	-8.38	113.24	123.30
1	lE	132	ARG	NE-CZ-NH2	-8.38	116.11	120.30
1	4l	173	ARG	NE-CZ-NH2	-8.38	116.11	120.30
1	9e	100	ARG	NE-CZ-NH2	-8.38	116.11	120.30
1	9l	167	ARG	NE-CZ-NH2	-8.38	116.11	120.30
1	bX	173	ARG	NE-CZ-NH1	8.38	124.49	120.30
1	en	162	ARG	NE-CZ-NH1	8.38	124.49	120.30
1	K	143	ARG	NE-CZ-NH2	-8.38	116.11	120.30
1	jk	181	VAL	CG1-CB-CG2	-8.38	97.49	110.90
1	60	143	ARG	NE-CZ-NH1	-8.38	116.11	120.30
1	6R	32	PHE	CB-CG-CD2	-8.38	114.93	120.80
1	e6	212	GLU	OE1-CD-OE2	-8.38	113.24	123.30
1	E	132	ARG	NE-CZ-NH2	-8.38	116.11	120.30
1	3t	229	ARG	NE-CZ-NH2	-8.38	116.11	120.30
1	4Z	154	ARG	NE-CZ-NH2	-8.38	116.11	120.30
1	8h	177	ALA	N-CA-CB	8.38	121.83	110.10
1	bt	18	ARG	NE-CZ-NH2	-8.38	116.11	120.30
1	fv	167	ARG	NE-CZ-NH1	8.38	124.49	120.30
1	fY	188	THR	CA-CB-CG2	8.38	124.13	112.40
1	c	82	ARG	NE-CZ-NH2	-8.38	116.11	120.30
1	G	18	ARG	NE-CZ-NH2	8.38	124.49	120.30
1	kT	143	ARG	NH1-CZ-NH2	-8.38	110.19	119.40
1	2F	162	ARG	NE-CZ-NH1	8.38	124.49	120.30
1	4K	184	TRP	CB-CG-CD2	8.38	137.49	126.60
1	5e	145	TYR	CG-CD1-CE1	8.38	128.00	121.30
1	cX	169	TYR	CB-CG-CD1	8.38	126.03	121.00
1	dT	169	TYR	CB-CG-CD2	8.38	126.03	121.00
1	2S	117	TRP	CB-CG-CD2	8.37	137.49	126.60
1	fu	161	PHE	CB-CG-CD1	-8.37	114.94	120.80

Continued on next page...

Continued from previous page...

Mol	Chain	Res	Type	Atoms	Z	Observed(°)	Ideal(°)
1	hr	229	ARG	NE-CZ-NH1	8.37	124.49	120.30
1	lt	32	PHE	CB-CG-CD1	-8.37	114.94	120.80
1	lO	18	ARG	NE-CZ-NH2	-8.37	116.11	120.30
1	5P	229	ARG	NH1-CZ-NH2	-8.37	110.19	119.40
1	5S	173	ARG	NE-CZ-NH1	8.37	124.49	120.30
1	fP	214	MET	CG-SD-CE	-8.37	86.81	100.20
1	2y	161	PHE	CB-CG-CD1	-8.37	114.94	120.80
1	8X	229	ARG	NE-CZ-NH1	8.37	124.48	120.30
1	gR	51	ASP	CB-CG-OD1	8.37	125.83	118.30
1	7W	185	MET	CG-SD-CE	-8.37	86.81	100.20
1	c1	163	ASP	CB-CG-OD1	8.37	125.83	118.30
1	cx	174	ALA	N-CA-CB	-8.37	98.38	110.10
1	l4	132	ARG	NE-CZ-NH2	-8.37	116.12	120.30
1	7b	103	ASP	CB-CG-OD1	8.37	125.83	118.30
1	d4	229	ARG	NE-CZ-NH2	-8.37	116.12	120.30
1	M	18	ARG	NE-CZ-NH1	8.37	124.48	120.30
1	gU	115	ILE	O-C-N	-8.37	108.98	123.20
1	h1	167	ARG	NE-CZ-NH1	8.37	124.48	120.30
1	ip	32	PHE	CB-CG-CD2	-8.37	114.94	120.80
1	2I	166	ASP	CB-CG-OD2	8.36	125.83	118.30
1	30	145	TYR	CB-CG-CD2	-8.37	115.98	121.00
1	3b	32	PHE	CB-CG-CD1	8.36	126.66	120.80
1	3g	229	ARG	NE-CZ-NH2	-8.37	116.12	120.30
1	8D	103	ASP	CB-CG-OD1	8.37	125.83	118.30
1	9a	229	ARG	NE-CZ-NH1	8.37	124.48	120.30
1	9v	154	ARG	NE-CZ-NH2	-8.37	116.12	120.30
1	a2	32	PHE	CB-CG-CD2	8.37	126.66	120.80
1	0	167	ARG	NE-CZ-NH2	-8.37	116.12	120.30
1	av	164	TYR	CB-CG-CD2	-8.36	115.98	121.00
1	bq	168	PHE	CB-CG-CD2	8.36	126.65	120.80
1	fP	130	TYR	CB-CG-CD2	-8.37	115.98	121.00
1	ie	143	ARG	NE-CZ-NH2	-8.36	116.12	120.30
1	4Y	229	ARG	NE-CZ-NH1	8.36	124.48	120.30
1	9C	168	PHE	CB-CG-CD1	8.36	126.65	120.80
1	gC	164	TYR	CB-CG-CD2	-8.36	115.98	121.00
1	hQ	143	ARG	NE-CZ-NH1	8.36	124.48	120.30
1	jQ	168	PHE	CB-CG-CD2	8.36	126.65	120.80
1	l2	82	ARG	NE-CZ-NH1	8.36	124.48	120.30
1	li	173	ARG	NE-CZ-NH1	8.36	124.48	120.30
1	8u	154	ARG	NE-CZ-NH2	-8.36	116.12	120.30
1	9X	173	ARG	NE-CZ-NH2	8.36	124.48	120.30
1	b7	132	ARG	NE-CZ-NH1	8.36	124.48	120.30

Continued on next page...

Continued from previous page...

Mol	Chain	Res	Type	Atoms	Z	Observed(°)	Ideal(°)
1	cV	169	TYR	CG-CD2-CE2	-8.36	114.61	121.30
1	dr	164	TYR	CB-CG-CD2	-8.36	115.98	121.00
1	lz	97	ARG	NE-CZ-NH1	8.36	124.48	120.30
1	iJ	167	ARG	NE-CZ-NH1	8.36	124.48	120.30
1	kv	167	ARG	NH1-CZ-NH2	-8.36	110.20	119.40
1	lR	169	TYR	CB-CG-CD1	-8.36	115.98	121.00
1	1B	143	ARG	NE-CZ-NH2	8.36	124.48	120.30
1	t	168	PHE	CB-CG-CD1	8.36	126.65	120.80
1	iA	81	ASP	CB-CG-OD2	8.36	125.82	118.30
1	iP	161	PHE	CB-CG-CD1	-8.36	114.95	120.80
1	iR	144	MET	CG-SD-CE	-8.36	86.83	100.20
1	jS	216	THR	CA-CB-CG2	-8.36	100.70	112.40
1	6Y	169	TYR	CB-CG-CD1	-8.36	115.98	121.00
1	8n	100	ARG	NH1-CZ-NH2	-8.36	110.21	119.40
1	aO	81	ASP	CB-CG-OD1	8.36	125.82	118.30
1	gj	40	PHE	CB-CG-CD2	8.36	126.65	120.80
1	1R	100	ARG	NE-CZ-NH2	-8.36	116.12	120.30
1	gT	162	ARG	NE-CZ-NH1	8.36	124.48	120.30
1	ig	103	ASP	CB-CG-OD1	8.36	125.82	118.30
1	jp	10	MET	CG-SD-CE	8.36	113.57	100.20
1	jJ	167	ARG	NE-CZ-NH2	-8.36	116.12	120.30
1	3j	130	TYR	CB-CG-CD1	8.36	126.01	121.00
1	3H	161	PHE	CB-CG-CD2	-8.36	114.95	120.80
1	89	197	ASP	CB-CG-OD1	-8.36	110.78	118.30
1	4b	132	ARG	NE-CZ-NH1	8.36	124.48	120.30
1	4g	100	ARG	NH1-CZ-NH2	-8.36	110.21	119.40
1	6Q	82	ARG	NE-CZ-NH1	8.36	124.48	120.30
1	b3	164	TYR	CB-CG-CD1	-8.36	115.99	121.00
1	cG	154	ARG	NE-CZ-NH2	-8.36	116.12	120.30
1	eO	229	ARG	NH1-CZ-NH2	-8.36	110.21	119.40
1	h3	154	ARG	NE-CZ-NH2	-8.35	116.12	120.30
1	k4	145	TYR	CB-CG-CD2	8.35	126.01	121.00
1	hN	18	ARG	NE-CZ-NH1	8.35	124.48	120.30
1	28	154	ARG	NE-CZ-NH2	-8.35	116.12	120.30
1	31	78	ALA	CB-CA-C	8.35	122.63	110.10
1	5u	215	MET	CG-SD-CE	-8.35	86.84	100.20
1	3	97	ARG	NE-CZ-NH2	-8.35	116.12	120.30
1	4k	154	ARG	NE-CZ-NH2	8.35	124.48	120.30
1	7x	155	GLN	N-CA-CB	8.35	125.63	110.60
1	7C	80	TRP	CH2-CZ2-CE2	8.35	125.75	117.40
1	bp	166	ASP	CB-CG-OD1	8.35	125.82	118.30
1	bU	18	ARG	NE-CZ-NH2	-8.35	116.12	120.30

Continued on next page...

Continued from previous page...

Mol	Chain	Res	Type	Atoms	Z	Observed(°)	Ideal(°)
1	ce	143	ARG	NE-CZ-NH1	8.35	124.47	120.30
1	1t	143	ARG	NE-CZ-NH1	8.35	124.48	120.30
1	1L	161	PHE	CB-CG-CD1	-8.35	114.95	120.80
1	37	130	TYR	CB-CG-CD1	8.35	126.01	121.00
1	9g	169	TYR	CB-CG-CD1	-8.35	115.99	121.00
1	c4	167	ARG	NE-CZ-NH2	-8.35	116.12	120.30
1	B	145	TYR	CB-CG-CD1	-8.35	115.99	121.00
1	1O	18	ARG	NE-CZ-NH1	8.35	124.47	120.30
1	5F	100	ARG	NE-CZ-NH2	-8.35	116.13	120.30
1	7A	161	PHE	CB-CG-CD2	8.35	126.64	120.80
1	c2	154	ARG	NE-CZ-NH2	-8.35	116.12	120.30
1	1m	173	ARG	NE-CZ-NH1	8.35	124.47	120.30
1	jC	143	ARG	NE-CZ-NH2	-8.35	116.13	120.30
1	bE	197	ASP	CB-CG-OD2	8.35	125.81	118.30
1	c3	168	PHE	CB-CG-CD2	-8.35	114.96	120.80
1	c6	130	TYR	CB-CG-CD2	-8.35	115.99	121.00
1	eg	191	VAL	O-C-N	-8.35	109.35	122.70
1	eQ	229	ARG	NE-CZ-NH1	8.35	124.47	120.30
1	fa	18	ARG	NE-CZ-NH1	8.35	124.47	120.30
1	eL	117	TRP	CB-CG-CD2	8.35	137.45	126.60
1	g2	145	TYR	CB-CG-CD1	-8.35	115.99	121.00
1	50	100	ARG	NE-CZ-NH1	8.34	124.47	120.30
1	54	168	PHE	CB-CG-CD2	-8.34	114.96	120.80
1	ab	167	ARG	NE-CZ-NH1	8.34	124.47	120.30
1	dw	229	ARG	NE-CZ-NH2	8.34	124.47	120.30
1	kr	181	VAL	CG1-CB-CG2	-8.34	97.55	110.90
1	kF	118	MET	CG-SD-CE	-8.34	86.85	100.20
1	2y	100	ARG	NE-CZ-NH1	8.34	124.47	120.30
1	3U	154	ARG	NE-CZ-NH2	-8.34	116.13	120.30
1	5B	229	ARG	NE-CZ-NH1	8.34	124.47	120.30
1	70	162	ARG	NH1-CZ-NH2	-8.34	110.22	119.40
1	8l	148	THR	CA-CB-CG2	-8.34	100.72	112.40
1	c0	69	LEU	CB-CG-CD1	-8.34	96.82	111.00
1	cK	55	MET	CG-SD-CE	8.34	113.55	100.20
1	e5	167	ARG	NE-CZ-NH2	-8.34	116.13	120.30
1	k2	100	ARG	NE-CZ-NH2	-8.34	116.13	120.30
1	2O	23	TRP	CB-CG-CD1	-8.34	116.16	127.00
1	6h	173	ARG	NE-CZ-NH2	-8.34	116.13	120.30
1	9l	154	ARG	NE-CZ-NH1	8.34	124.47	120.30
1	di	100	ARG	NE-CZ-NH2	-8.34	116.13	120.30
1	gz	23	TRP	CB-CG-CD2	8.34	137.44	126.60
1	25	103	ASP	CB-CG-OD1	8.34	125.81	118.30

Continued on next page...

Continued from previous page...

Mol	Chain	Res	Type	Atoms	Z	Observed(°)	Ideal(°)
1	2Q	197	ASP	CB-CG-OD1	-8.34	110.79	118.30
1	8N	162	ARG	NE-CZ-NH2	-8.34	116.13	120.30
1	a2	40	PHE	CB-CG-CD2	8.34	126.64	120.80
1	az	169	TYR	CB-CG-CD1	-8.34	116.00	121.00
1	bu	168	PHE	CB-CG-CD1	-8.34	114.96	120.80
1	es	161	PHE	CB-CG-CD2	-8.34	114.96	120.80
1	dM	48	THR	CA-CB-CG2	-8.34	100.72	112.40
1	jG	82	ARG	NE-CZ-NH1	8.34	124.47	120.30
1	2H	154	ARG	NE-CZ-NH2	-8.34	116.13	120.30
1	5l	103	ASP	CB-CG-OD1	8.34	125.80	118.30
1	5H	154	ARG	NE-CZ-NH1	8.34	124.47	120.30
1	6q	143	ARG	NH1-CZ-NH2	-8.34	110.23	119.40
1	7S	32	PHE	CB-CG-CD2	-8.34	114.96	120.80
1	aw	145	TYR	CG-CD2-CE2	-8.34	114.63	121.30
1	b7	162	ARG	NE-CZ-NH1	8.34	124.47	120.30
1	d4	154	ARG	NE-CZ-NH1	8.34	124.47	120.30
1	jQ	97	ARG	NE-CZ-NH2	8.34	124.47	120.30
1	8S	214	MET	CG-SD-CE	8.34	113.54	100.20
1	aq	55	MET	CG-SD-CE	-8.34	86.86	100.20
1	lM	40	PHE	CB-CG-CD2	-8.33	114.97	120.80
1	2i	162	ARG	NE-CZ-NH1	8.33	124.47	120.30
1	ab	169	TYR	CB-CG-CD2	8.33	126.00	121.00
1	z	96	MET	CG-SD-CE	-8.33	86.86	100.20
1	99	130	TYR	CB-CG-CD1	8.33	126.00	121.00
1	hG	18	ARG	NE-CZ-NH2	-8.33	116.13	120.30
1	jN	132	ARG	NE-CZ-NH2	-8.33	116.14	120.30
1	l0	229	ARG	NE-CZ-NH2	8.33	124.47	120.30
1	ll	81	ASP	CB-CG-OD2	8.33	125.80	118.30
1	4N	97	ARG	NE-CZ-NH2	-8.33	116.14	120.30
1	53	48	THR	CA-CB-CG2	-8.33	100.74	112.40
1	cP	82	ARG	NE-CZ-NH2	8.33	124.47	120.30
1	d1	55	MET	CG-SD-CE	-8.33	86.87	100.20
1	db	32	PHE	CB-CG-CD1	8.33	126.63	120.80
1	e8	173	ARG	NE-CZ-NH2	8.33	124.47	120.30
1	J	143	ARG	NE-CZ-NH1	8.33	124.47	120.30
1	fR	166	ASP	CB-CG-OD1	-8.33	110.80	118.30
1	gz	23	TRP	CB-CG-CD1	-8.33	116.18	127.00
1	e3	143	ARG	NH1-CZ-NH2	-8.33	110.24	119.40
1	hx	154	ARG	NE-CZ-NH2	-8.33	116.14	120.30
1	kT	169	TYR	CG-CD1-CE1	8.33	127.96	121.30
1	kV	100	ARG	NE-CZ-NH2	-8.33	116.14	120.30
1	6k	97	ARG	NE-CZ-NH1	8.33	124.46	120.30

Continued on next page...

Continued from previous page...

Mol	Chain	Res	Type	Atoms	Z	Observed(°)	Ideal(°)
1	6R	100	ARG	NH1-CZ-NH2	-8.33	110.24	119.40
1	75	100	ARG	NE-CZ-NH2	-8.33	116.14	120.30
1	8Q	40	PHE	CB-CG-CD1	8.33	126.63	120.80
1	ci	97	ARG	NE-CZ-NH1	8.33	124.46	120.30
1	J	32	PHE	CB-CG-CD1	-8.33	114.97	120.80
1	ju	18	ARG	NE-CZ-NH1	8.32	124.46	120.30
1	k5	97	ARG	NE-CZ-NH2	8.32	124.46	120.30
1	kg	145	TYR	CB-CG-CD2	8.32	126.00	121.00
1	43	164	TYR	CB-CG-CD2	-8.32	116.00	121.00
1	7y	82	ARG	NE-CZ-NH1	8.32	124.46	120.30
1	7A	82	ARG	NE-CZ-NH1	8.32	124.46	120.30
1	8b	215	MET	CG-SD-CE	-8.32	86.88	100.20
1	9H	229	ARG	NH1-CZ-NH2	-8.32	110.24	119.40
1	9Q	32	PHE	CB-CG-CD2	8.32	126.63	120.80
1	aF	229	ARG	NE-CZ-NH1	8.32	124.46	120.30
1	cm	51	ASP	CB-CG-OD1	8.32	125.79	118.30
1	1x	169	TYR	CB-CG-CD2	-8.32	116.01	121.00
1	e	130	TYR	CB-CG-CD1	-8.32	116.01	121.00
1	in	100	ARG	NH1-CZ-NH2	-8.32	110.25	119.40
1	1P	173	ARG	NE-CZ-NH2	-8.32	116.14	120.30
1	8v	130	TYR	CB-CG-CD1	8.32	125.99	121.00
1	8V	18	ARG	NE-CZ-NH1	8.32	124.46	120.30
1	aM	133	TRP	CB-CG-CD2	-8.32	115.78	126.60
1	di	18	ARG	NE-CZ-NH1	8.32	124.46	120.30
1	3R	143	ARG	O-C-N	-8.32	109.39	122.70
1	4h	51	ASP	CB-CG-OD2	-8.32	110.81	118.30
1	5E	143	ARG	NE-CZ-NH1	8.32	124.46	120.30
1	8G	82	ARG	NE-CZ-NH2	-8.32	116.14	120.30
1	bm	39	MET	CG-SD-CE	-8.32	86.89	100.20
1	d9	167	ARG	NE-CZ-NH1	8.32	124.46	120.30
1	dU	173	ARG	NE-CZ-NH2	-8.32	116.14	120.30
1	fb	103	ASP	CB-CG-OD2	8.32	125.79	118.30
1	i	130	TYR	CB-CG-CD1	-8.32	116.01	121.00
1	83	130	TYR	CG-CD2-CE2	8.32	127.95	121.30
1	9W	40	PHE	CB-CG-CD1	8.32	126.62	120.80
1	c0	39	MET	CG-SD-CE	-8.32	86.89	100.20
1	dr	162	ARG	NE-CZ-NH1	8.32	124.46	120.30
1	fc	164	TYR	CB-CG-CD2	8.32	125.99	121.00
1	fS	132	ARG	NE-CZ-NH1	8.32	124.46	120.30
1	B	18	ARG	NE-CZ-NH2	-8.32	116.14	120.30
1	iJ	32	PHE	CB-CG-CD2	8.32	126.62	120.80
1	kx	145	TYR	CB-CG-CD1	8.32	125.99	121.00

Continued on next page...

Continued from previous page...

Mol	Chain	Res	Type	Atoms	Z	Observed(°)	Ideal(°)
1	4o	143	ARG	NE-CZ-NH2	-8.32	116.14	120.30
1	4C	173	ARG	NH1-CZ-NH2	8.32	128.55	119.40
1	5y	23	TRP	CE2-CD2-CG	-8.32	100.65	107.30
1	7o	152	ASP	CB-CG-OD2	8.32	125.79	118.30
1	kf	162	ARG	NE-CZ-NH1	8.32	124.46	120.30
1	kh	169	TYR	CB-CG-CD2	-8.32	116.01	121.00
1	4C	18	ARG	NE-CZ-NH2	-8.32	116.14	120.30
1	66	132	ARG	NH1-CZ-NH2	-8.32	110.25	119.40
1	90	143	ARG	NE-CZ-NH2	-8.32	116.14	120.30
1	9T	229	ARG	NE-CZ-NH2	-8.32	116.14	120.30
1	ee	229	ARG	NE-CZ-NH1	8.32	124.46	120.30
1	ct	204	ALA	N-CA-CB	-8.32	98.46	110.10
1	dj	167	ARG	NE-CZ-NH1	8.32	124.46	120.30
1	ew	168	PHE	CB-CG-CD2	8.32	126.62	120.80
1	D	169	TYR	CB-CG-CD2	8.32	125.99	121.00
1	gL	45	GLU	OE1-CD-OE2	-8.31	113.32	123.30
1	iy	167	ARG	NE-CZ-NH1	8.31	124.46	120.30
1	6c	229	ARG	NE-CZ-NH1	8.31	124.46	120.30
1	7Q	103	ASP	CB-CG-OD2	8.31	125.78	118.30
1	8j	97	ARG	NE-CZ-NH1	-8.31	116.14	120.30
1	9Y	229	ARG	NE-CZ-NH2	-8.31	116.14	120.30
1	hz	164	TYR	CB-CG-CD2	-8.31	116.01	121.00
1	l6	130	TYR	CB-CG-CD2	-8.31	116.01	121.00
1	4r	132	ARG	NE-CZ-NH1	8.31	124.46	120.30
1	5H	82	ARG	NE-CZ-NH2	-8.31	116.14	120.30
1	9A	18	ARG	NE-CZ-NH1	8.31	124.46	120.30
1	9K	132	ARG	NE-CZ-NH1	8.31	124.46	120.30
1	dd	42	ALA	N-CA-CB	-8.31	98.46	110.10
1	w	197	ASP	CB-CG-OD1	8.31	125.78	118.30
1	gr	168	PHE	CB-CG-CD2	8.31	126.62	120.80
1	2g	197	ASP	CB-CG-OD2	8.31	125.78	118.30
1	3Q	167	ARG	NE-CZ-NH1	8.31	124.45	120.30
1	8F	130	TYR	CB-CG-CD1	8.31	125.99	121.00
1	c5	40	PHE	CB-CG-CD2	8.31	126.62	120.80
1	e	163	ASP	CB-CG-OD1	8.31	125.78	118.30
1	k	97	ARG	NE-CZ-NH1	8.31	124.45	120.30
1	gj	154	ARG	NE-CZ-NH1	8.31	124.45	120.30
1	jU	105	ALA	N-CA-CB	-8.31	98.47	110.10
1	30	40	PHE	CB-CG-CD1	-8.31	114.98	120.80
1	4Y	132	ARG	NE-CZ-NH2	-8.31	116.14	120.30
1	6C	76	GLU	OE1-CD-OE2	-8.31	113.33	123.30
1	7j	103	ASP	CB-CG-OD2	-8.31	110.82	118.30

Continued on next page...

Continued from previous page...

Mol	Chain	Res	Type	Atoms	Z	Observed(°)	Ideal(°)
1	f4	97	ARG	NE-CZ-NH2	-8.31	116.15	120.30
1	7A	161	PHE	CB-CG-CD1	-8.31	114.98	120.80
1	bV	130	TYR	CB-CG-CD2	-8.31	116.02	121.00
1	cf	162	ARG	NE-CZ-NH1	8.31	124.45	120.30
1	gU	169	TYR	CB-CG-CD1	8.30	125.98	121.00
1	iV	80	TRP	CB-CG-CD1	-8.30	116.20	127.00
1	l7	132	ARG	NE-CZ-NH2	-8.31	116.15	120.30
1	2s	173	ARG	NE-CZ-NH1	8.31	124.45	120.30
1	3b	154	ARG	NE-CZ-NH2	-8.31	116.15	120.30
1	cB	81	ASP	CB-CG-OD2	8.31	125.78	118.30
1	jr	117	TRP	CD1-CG-CD2	-8.30	99.66	106.30
1	8	18	ARG	NE-CZ-NH2	-8.30	116.15	120.30
1	kQ	39	MET	CG-SD-CE	8.30	113.48	100.20
1	5s	133	TRP	CD1-CG-CD2	8.30	112.94	106.30
1	5x	173	ARG	NE-CZ-NH2	-8.30	116.15	120.30
1	8d	154	ARG	NE-CZ-NH2	-8.30	116.15	120.30
1	9S	162	ARG	NH1-CZ-NH2	-8.30	110.27	119.40
1	cF	51	ASP	CB-CG-OD2	8.30	125.77	118.30
1	fy	51	ASP	CB-CG-OD2	-8.30	110.83	118.30
1	8r	169	TYR	CB-CG-CD2	8.30	125.98	121.00
1	gJ	18	ARG	NE-CZ-NH1	8.30	124.45	120.30
1	k5	133	TRP	CB-CG-CD2	-8.30	115.81	126.60
1	28	97	ARG	NE-CZ-NH2	8.30	124.45	120.30
1	cM	97	ARG	NE-CZ-NH1	8.30	124.45	120.30
1	hU	82	ARG	NE-CZ-NH2	-8.30	116.15	120.30
1	lc	3	VAL	CA-CB-CG2	-8.30	98.45	110.90
1	3p	164	TYR	CB-CG-CD1	-8.30	116.02	121.00
1	5g	97	ARG	NE-CZ-NH2	-8.30	116.15	120.30
1	5W	168	PHE	CB-CG-CD1	-8.30	114.99	120.80
1	6l	130	TYR	CB-CG-CD1	8.30	125.98	121.00
1	97	154	ARG	NE-CZ-NH2	8.30	124.45	120.30
1	bX	167	ARG	NE-CZ-NH1	-8.30	116.15	120.30
1	da	167	ARG	NE-CZ-NH2	-8.30	116.15	120.30
1	1x	164	TYR	CB-CG-CD1	8.30	125.98	121.00
1	it	154	ARG	NE-CZ-NH1	8.30	124.45	120.30
1	1S	18	ARG	NE-CZ-NH2	8.30	124.45	120.30
1	jf	82	ARG	NE-CZ-NH1	8.30	124.45	120.30
1	dh	164	TYR	CB-CG-CD2	8.30	125.98	121.00
1	il	145	TYR	CB-CG-CD2	-8.29	116.02	121.00
1	3a	143	ARG	NE-CZ-NH1	8.29	124.45	120.30
1	3x	169	TYR	CB-CG-CD2	8.30	125.98	121.00
1	6y	229	ARG	NE-CZ-NH2	8.29	124.45	120.30

Continued on next page...

Continued from previous page...

Mol	Chain	Res	Type	Atoms	Z	Observed(°)	Ideal(°)
1	f8	229	ARG	NE-CZ-NH1	8.30	124.45	120.30
1	6X	80	TRP	CD1-NE1-CE2	8.29	116.47	109.00
1	7m	166	ASP	N-CA-CB	-8.29	95.67	110.60
1	9x	169	TYR	CB-CG-CD2	-8.29	116.02	121.00
1	bT	100	ARG	NH1-CZ-NH2	-8.29	110.28	119.40
1	dP	133	TRP	CB-CG-CD2	-8.29	115.82	126.60
1	2v	18	ARG	NE-CZ-NH1	8.29	124.45	120.30
1	3z	164	TYR	CD1-CE1-CZ	8.29	127.26	119.80
1	gI	11	VAL	CG1-CB-CG2	-8.29	97.63	110.90
1	hv	152	ASP	CB-CG-OD2	-8.29	110.84	118.30
1	2R	167	ARG	NE-CZ-NH1	8.29	124.45	120.30
1	11	39	MET	CG-SD-CE	-8.29	86.93	100.20
1	bY	32	PHE	CB-CG-CD2	8.29	126.60	120.80
1	eK	210	THR	CA-CB-CG2	-8.29	100.79	112.40
1	fG	169	TYR	CB-CG-CD1	-8.29	116.03	121.00
1	1B	32	PHE	CB-CG-CD1	-8.29	115.00	120.80
1	Q	10	MET	CG-SD-CE	-8.29	86.93	100.20
1	lO	229	ARG	NE-CZ-NH1	8.29	124.44	120.30
1	32	167	ARG	NE-CZ-NH2	-8.29	116.16	120.30
1	7r	166	ASP	CB-CG-OD1	8.29	125.76	118.30
1	ge	97	ARG	NE-CZ-NH1	-8.29	116.16	120.30
1	gy	82	ARG	NE-CZ-NH2	-8.29	116.16	120.30
1	hQ	132	ARG	NE-CZ-NH2	-8.29	116.16	120.30
1	90	169	TYR	CB-CG-CD2	-8.29	116.03	121.00
1	1b	143	ARG	NE-CZ-NH2	-8.29	116.16	120.30
1	3D	77	ALA	CB-CA-C	8.29	122.53	110.10
1	5l	82	ARG	NE-CZ-NH1	-8.29	116.16	120.30
1	7p	82	ARG	NE-CZ-NH1	8.29	124.44	120.30
1	7z	81	ASP	CB-CG-OD1	8.29	125.76	118.30
1	7Q	229	ARG	NE-CZ-NH1	8.29	124.44	120.30
1	1f	154	ARG	NE-CZ-NH1	8.29	124.44	120.30
1	eX	18	ARG	NE-CZ-NH1	8.29	124.44	120.30
1	hi	143	ARG	NE-CZ-NH1	8.29	124.44	120.30
1	hB	145	TYR	CB-CG-CD2	-8.29	116.03	121.00
1	jU	132	ARG	NE-CZ-NH1	8.29	124.44	120.30
1	kr	144	MET	CG-SD-CE	-8.29	86.94	100.20
1	8d	100	ARG	NE-CZ-NH1	8.29	124.44	120.30
1	9Y	32	PHE	CB-CG-CD2	8.29	126.60	120.80
1	dt	169	TYR	CB-CG-CD2	-8.29	116.03	121.00
1	c8	130	TYR	CB-CG-CD2	-8.28	116.03	121.00
1	dt	161	PHE	CB-CG-CD1	-8.28	115.00	120.80
1	fl	162	ARG	NE-CZ-NH2	-8.28	116.16	120.30

Continued on next page...

Continued from previous page...

Mol	Chain	Res	Type	Atoms	Z	Observed(°)	Ideal(°)
1	y	133	TRP	CB-CG-CD1	8.29	137.77	127.00
1	gM	132	ARG	NE-CZ-NH2	8.28	124.44	120.30
1	id	167	ARG	NH1-CZ-NH2	-8.28	110.29	119.40
1	fQ	148	THR	CA-CB-CG2	-8.28	100.80	112.40
1	23	218	CYS	N-CA-CB	8.28	125.51	110.60
1	2c	10	MET	CG-SD-CE	-8.28	86.95	100.20
1	7R	169	TYR	CB-CG-CD1	-8.28	116.03	121.00
1	eh	40	PHE	CB-CG-CD1	8.28	126.60	120.80
1	P	173	ARG	NE-CZ-NH1	8.28	124.44	120.30
1	hd	169	TYR	CB-CG-CD2	8.28	125.97	121.00
1	29	145	TYR	CB-CG-CD2	-8.28	116.03	121.00
1	4H	82	ARG	NE-CZ-NH2	-8.28	116.16	120.30
1	4V	100	ARG	NE-CZ-NH1	8.28	124.44	120.30
1	8m	161	PHE	CB-CG-CD2	-8.28	115.00	120.80
1	9c	168	PHE	CB-CG-CD2	8.28	126.59	120.80
1	10	100	ARG	NE-CZ-NH1	8.28	124.44	120.30
1	cd	100	ARG	NH1-CZ-NH2	-8.28	110.29	119.40
1	dU	169	TYR	CG-CD2-CE2	-8.28	114.68	121.30
1	jq	162	ARG	NE-CZ-NH1	8.28	124.44	120.30
1	kf	154	ARG	NH1-CZ-NH2	-8.28	110.30	119.40
1	li	154	ARG	NE-CZ-NH1	8.28	124.44	120.30
1	2W	144	MET	CG-SD-CE	-8.28	86.96	100.20
1	3X	82	ARG	NE-CZ-NH1	8.28	124.44	120.30
1	5L	158	LYS	O-C-N	-8.28	109.46	122.70
1	75	23	TRP	CB-CG-CD1	-8.28	116.24	127.00
1	7R	132	ARG	NE-CZ-NH2	-8.28	116.16	120.30
1	cO	162	ARG	NE-CZ-NH2	-8.28	116.16	120.30
1	9	32	PHE	CB-CG-CD2	-8.28	115.01	120.80
1	9v	40	PHE	CB-CG-CD1	-8.28	115.01	120.80
1	9w	97	ARG	NE-CZ-NH2	8.28	124.44	120.30
1	ek	167	ARG	NE-CZ-NH2	-8.28	116.16	120.30
1	fB	169	TYR	CB-CG-CD2	-8.28	116.03	121.00
1	8B	143	ARG	NE-CZ-NH1	8.27	124.44	120.30
1	gE	197	ASP	CB-CG-OD1	8.27	125.74	118.30
1	1S	167	ARG	NH1-CZ-NH2	-8.27	110.30	119.40
1	1X	166	ASP	CB-CG-OD2	8.27	125.75	118.30
1	1A	103	ASP	CB-CG-OD2	8.27	125.75	118.30
1	4a	97	ARG	NE-CZ-NH2	-8.27	116.16	120.30
1	52	110	THR	CA-CB-CG2	-8.27	100.82	112.40
1	5h	41	SER	N-CA-CB	8.27	122.91	110.50
1	8T	169	TYR	CG-CD1-CE1	-8.27	114.68	121.30
1	aB	80	TRP	CD1-CG-CD2	8.27	112.92	106.30

Continued on next page...

Continued from previous page...

Mol	Chain	Res	Type	Atoms	Z	Observed(°)	Ideal(°)
1	aB	161	PHE	CB-CG-CD2	-8.27	115.01	120.80
1	x	81	ASP	CB-CG-OD2	-8.27	110.85	118.30
1	bR	100	ARG	NE-CZ-NH1	-8.27	116.16	120.30
1	ea	143	ARG	NH1-CZ-NH2	-8.27	110.30	119.40
1	fV	161	PHE	CB-CG-CD2	-8.27	115.01	120.80
1	N	32	PHE	CB-CG-CD1	-8.27	115.01	120.80
1	hp	145	TYR	CB-CG-CD1	-8.27	116.04	121.00
1	hM	145	TYR	CB-CG-CD1	8.27	125.96	121.00
1	hM	168	PHE	CB-CG-CD2	8.27	126.59	120.80
1	hO	97	ARG	NE-CZ-NH2	-8.27	116.17	120.30
1	lF	145	TYR	CG-CD1-CE1	8.27	127.92	121.30
1	2a	167	ARG	NE-CZ-NH1	-8.27	116.17	120.30
1	lR	154	ARG	NE-CZ-NH1	8.27	124.43	120.30
1	3j	167	ARG	NE-CZ-NH1	8.27	124.44	120.30
1	4l	18	ARG	NE-CZ-NH2	-8.27	116.17	120.30
1	3J	103	ASP	CB-CG-OD2	8.27	125.74	118.30
1	7l	143	ARG	CD-NE-CZ	8.27	135.18	123.60
1	7G	148	THR	CA-CB-CG2	-8.27	100.82	112.40
1	82	18	ARG	NE-CZ-NH2	8.27	124.43	120.30
1	8O	132	ARG	NE-CZ-NH1	8.27	124.43	120.30
1	aO	55	MET	CG-SD-CE	-8.27	86.97	100.20
1	di	162	ARG	NE-CZ-NH2	-8.27	116.17	120.30
1	ed	111	LEU	O-C-N	-8.27	109.47	122.70
1	f8	167	ARG	NE-CZ-NH2	8.27	124.43	120.30
1	9	229	ARG	NE-CZ-NH2	-8.27	116.17	120.30
1	jJ	173	ARG	NE-CZ-NH2	-8.27	116.17	120.30
1	l9	103	ASP	CB-CG-OD1	8.27	125.74	118.30
1	3I	145	TYR	CB-CG-CD2	8.27	125.96	121.00
1	3O	18	ARG	NH1-CZ-NH2	-8.27	110.31	119.40
1	9o	82	ARG	NE-CZ-NH1	8.27	124.43	120.30
1	2x	118	MET	CG-SD-CE	-8.27	86.98	100.20
1	7H	145	TYR	CB-CG-CD2	-8.27	116.04	121.00
1	9l	164	TYR	CB-CG-CD1	-8.27	116.04	121.00
1	de	55	MET	CG-SD-CE	-8.27	86.98	100.20
1	em	82	ARG	NE-CZ-NH1	8.27	124.43	120.30
1	m	18	ARG	NE-CZ-NH1	8.27	124.43	120.30
1	n	132	ARG	NE-CZ-NH2	-8.27	116.17	120.30
1	gw	103	ASP	CB-CG-OD1	8.26	125.74	118.30
1	gY	154	ARG	NE-CZ-NH2	-8.26	116.17	120.30
1	hZ	130	TYR	CB-CG-CD1	8.26	125.96	121.00
1	iR	167	ARG	NE-CZ-NH2	8.26	124.43	120.30
1	jC	167	ARG	NE-CZ-NH2	-8.26	116.17	120.30

Continued on next page...

Continued from previous page...

Mol	Chain	Res	Type	Atoms	Z	Observed(°)	Ideal(°)
1	iI	100	ARG	NE-CZ-NH2	-8.26	116.17	120.30
1	iM	169	TYR	CB-CG-CD1	8.26	125.96	121.00
1	la	162	ARG	NE-CZ-NH1	-8.26	116.17	120.30
1	le	229	ARG	NE-CZ-NH2	-8.26	116.17	120.30
1	lC	32	PHE	CB-CG-CD1	-8.26	115.02	120.80
1	5r	32	PHE	CB-CG-CD2	8.26	126.58	120.80
1	6n	132	ARG	NE-CZ-NH2	-8.26	116.17	120.30
1	6x	132	ARG	NE-CZ-NH2	8.26	124.43	120.30
1	bQ	132	ARG	NE-CZ-NH2	-8.26	116.17	120.30
1	70	162	ARG	NE-CZ-NH2	8.26	124.43	120.30
1	7u	169	TYR	CG-CD2-CE2	-8.26	114.69	121.30
1	bX	97	ARG	NH1-CZ-NH2	-8.26	110.31	119.40
1	eP	169	TYR	CB-CG-CD1	8.26	125.96	121.00
1	eW	167	ARG	NH1-CZ-NH2	-8.26	110.31	119.40
1	hG	100	ARG	NE-CZ-NH2	-8.26	116.17	120.30
1	iI	197	ASP	CB-CG-OD1	8.26	125.73	118.30
1	78	169	TYR	CB-CG-CD1	-8.26	116.04	121.00
1	7f	97	ARG	NE-CZ-NH2	-8.26	116.17	120.30
1	iT	18	ARG	NE-CZ-NH1	8.26	124.43	120.30
1	l0	152	ASP	CB-CG-OD1	8.26	125.73	118.30
1	lI	66	MET	CG-SD-CE	-8.26	86.99	100.20
1	5K	168	PHE	CB-CG-CD2	-8.26	115.02	120.80
1	7h	82	ARG	NH1-CZ-NH2	-8.26	110.31	119.40
1	8a	103	ASP	CB-CG-OD2	-8.26	110.86	118.30
1	6K	229	ARG	NE-CZ-NH2	8.26	124.43	120.30
1	7n	32	PHE	CB-CG-CD2	-8.26	115.02	120.80
1	co	154	ARG	NE-CZ-NH1	8.26	124.43	120.30
1	cq	143	ARG	NH1-CZ-NH2	-8.26	110.31	119.40
1	di	103	ASP	CB-CG-OD1	8.26	125.73	118.30
1	ds	169	TYR	CB-CG-CD1	8.26	125.95	121.00
1	dP	18	ARG	NE-CZ-NH2	-8.26	116.17	120.30
1	lC	103	ASP	CB-CG-OD2	-8.26	110.87	118.30
1	gk	130	TYR	CB-CG-CD1	8.26	125.95	121.00
1	gm	167	ARG	NE-CZ-NH2	-8.26	116.17	120.30
1	lN	168	PHE	CB-CG-CD2	8.26	126.58	120.80
1	ie	181	VAL	CG1-CB-CG2	8.26	124.11	110.90
1	9N	145	TYR	CB-CG-CD1	8.26	125.95	121.00
1	f5	169	TYR	CB-CG-CD2	-8.26	116.05	121.00
1	fN	130	TYR	CB-CG-CD2	-8.26	116.05	121.00
1	j5	154	ARG	NE-CZ-NH2	-8.26	116.17	120.30
1	kF	168	PHE	CB-CG-CD1	-8.26	115.02	120.80
1	7C	145	TYR	CB-CG-CD2	8.26	125.95	121.00

Continued on next page...

Continued from previous page...

Mol	Chain	Res	Type	Atoms	Z	Observed(°)	Ideal(°)
1	ah	143	ARG	NE-CZ-NH1	8.26	124.43	120.30
1	ak	168	PHE	CB-CG-CD2	-8.26	115.02	120.80
1	bd	39	MET	CG-SD-CE	-8.26	86.99	100.20
1	ce	169	TYR	CB-CG-CD2	-8.26	116.05	121.00
1	cl	18	ARG	NE-CZ-NH1	8.26	124.43	120.30
1	k0	132	ARG	NE-CZ-NH1	-8.25	116.17	120.30
1	5K	100	ARG	NE-CZ-NH1	8.25	124.43	120.30
1	93	164	TYR	CB-CG-CD1	-8.25	116.05	121.00
1	eo	80	TRP	CZ3-CH2-CZ2	-8.25	111.69	121.60
1	fp	167	ARG	NE-CZ-NH1	8.25	124.43	120.30
1	hQ	154	ARG	NE-CZ-NH2	-8.25	116.17	120.30
1	86	229	ARG	NE-CZ-NH1	8.25	124.43	120.30
1	d2	229	ARG	NE-CZ-NH2	-8.25	116.17	120.30
1	dv	162	ARG	NE-CZ-NH2	-8.25	116.17	120.30
1	fH	229	ARG	NE-CZ-NH1	8.25	124.43	120.30
1	x	32	PHE	CB-CG-CD2	8.25	126.58	120.80
1	l0	162	ARG	NH1-CZ-NH2	8.25	128.48	119.40
1	jm	154	ARG	NE-CZ-NH1	8.25	124.42	120.30
1	li	81	ASP	CB-CG-OD2	8.25	125.72	118.30
1	4t	97	ARG	NH1-CZ-NH2	-8.25	110.33	119.40
1	4R	82	ARG	NE-CZ-NH2	-8.25	116.17	120.30
1	7b	164	TYR	CG-CD1-CE1	-8.25	114.70	121.30
1	fz	143	ARG	NE-CZ-NH2	-8.25	116.17	120.30
1	71	100	ARG	NH1-CZ-NH2	-8.25	110.33	119.40
1	bu	164	TYR	CB-CG-CD1	-8.25	116.05	121.00
1	ds	163	ASP	CB-CG-OD1	8.25	125.72	118.30
1	hz	154	ARG	NE-CZ-NH2	-8.25	116.18	120.30
1	fj	214	MET	CG-SD-CE	-8.25	87.00	100.20
1	hq	130	TYR	CB-CG-CD2	-8.25	116.05	121.00
1	ji	154	ARG	NE-CZ-NH1	8.25	124.42	120.30
1	e0	51	ASP	CB-CG-OD1	8.25	125.72	118.30
1	js	197	ASP	CB-CG-OD1	8.25	125.72	118.30
1	jv	97	ARG	NE-CZ-NH1	8.25	124.42	120.30
1	kg	169	TYR	CB-CG-CD1	-8.25	116.05	121.00
1	ko	145	TYR	CB-CG-CD1	-8.25	116.05	121.00
1	lL	169	TYR	CB-CG-CD2	-8.25	116.05	121.00
1	2V	97	ARG	NE-CZ-NH2	-8.25	116.18	120.30
1	57	10	MET	CA-CB-CG	8.25	127.32	113.30
1	7l	173	ARG	NE-CZ-NH1	8.25	124.42	120.30
1	7J	168	PHE	CB-CG-CD1	8.25	126.57	120.80
1	7K	82	ARG	NE-CZ-NH1	8.25	124.42	120.30
1	7Y	55	MET	CG-SD-CE	8.25	113.40	100.20

Continued on next page...

Continued from previous page...

Mol	Chain	Res	Type	Atoms	Z	Observed(°)	Ideal(°)
1	8l	168	PHE	CB-CG-CD1	8.25	126.57	120.80
1	lj	173	ARG	NE-CZ-NH1	8.25	124.42	120.30
1	16	51	ASP	CB-CG-OD2	-8.25	110.88	118.30
1	18	145	TYR	CB-CG-CD1	-8.25	116.05	121.00
1	bS	173	ARG	NE-CZ-NH2	8.25	124.42	120.30
1	cJ	167	ARG	NE-CZ-NH2	-8.25	116.18	120.30
1	ln	130	TYR	CB-CG-CD1	8.25	125.95	121.00
1	lo	169	TYR	CB-CG-CD1	-8.25	116.05	121.00
1	ef	132	ARG	NE-CZ-NH2	-8.25	116.18	120.30
1	hk	162	ARG	NE-CZ-NH2	8.24	124.42	120.30
1	jq	18	ARG	NH1-CZ-NH2	-8.24	110.33	119.40
1	lf	88	ALA	N-CA-CB	8.24	121.64	110.10
1	3w	154	ARG	NE-CZ-NH2	8.24	124.42	120.30
1	5c	26	VAL	CA-CB-CG2	-8.24	98.53	110.90
1	9B	229	ARG	NE-CZ-NH2	-8.24	116.18	120.30
1	ip	118	MET	CG-SD-CE	-8.24	87.01	100.20
1	jR	167	ARG	NE-CZ-NH1	8.24	124.42	120.30
1	9L	145	TYR	CD1-CE1-CZ	8.24	127.22	119.80
1	9U	229	ARG	NH1-CZ-NH2	-8.24	110.33	119.40
1	aA	110	THR	CA-CB-CG2	-8.24	100.86	112.40
1	ca	40	PHE	CB-CG-CD2	8.24	126.57	120.80
1	aY	117	TRP	CE2-CD2-CG	8.24	113.89	107.30
1	bz	132	ARG	NE-CZ-NH1	8.24	124.42	120.30
1	c	167	ARG	CD-NE-CZ	8.24	135.14	123.60
1	lc	169	TYR	CB-CG-CD1	-8.24	116.06	121.00
1	E	168	PHE	CB-CG-CD1	-8.24	115.03	120.80
1	ik	18	ARG	NE-CZ-NH2	-8.24	116.18	120.30
1	jH	161	PHE	CB-CG-CD2	-8.24	115.03	120.80
1	lg	96	MET	CG-SD-CE	-8.24	87.02	100.20
1	35	173	ARG	NE-CZ-NH1	8.24	124.42	120.30
1	6m	173	ARG	NH1-CZ-NH2	-8.24	110.33	119.40
1	6L	130	TYR	CG-CD1-CE1	-8.24	114.71	121.30
1	8p	167	ARG	NH1-CZ-NH2	-8.24	110.33	119.40
1	eL	100	ARG	NE-CZ-NH2	-8.24	116.18	120.30
1	4B	167	ARG	NH1-CZ-NH2	-8.24	110.34	119.40
1	6v	162	ARG	NE-CZ-NH1	8.24	124.42	120.30
1	6Q	10	MET	CA-CB-CG	8.24	127.31	113.30
1	az	130	TYR	CB-CG-CD1	8.24	125.94	121.00
1	bh	164	TYR	CB-CG-CD1	-8.24	116.06	121.00
1	bT	167	ARG	NE-CZ-NH1	8.24	124.42	120.30
1	e8	75	GLU	OE1-CD-OE2	-8.24	113.41	123.30
1	g0	18	ARG	NE-CZ-NH2	8.24	124.42	120.30

Continued on next page...

Continued from previous page...

Mol	Chain	Res	Type	Atoms	Z	Observed(°)	Ideal(°)
1	dU	82	ARG	NH1-CZ-NH2	-8.24	110.34	119.40
1	hD	167	ARG	NH1-CZ-NH2	-8.24	110.34	119.40
1	iR	197	ASP	CB-CG-OD1	8.24	125.71	118.30
1	2t	143	ARG	CD-NE-CZ	8.24	135.13	123.60
1	4N	162	ARG	NH1-CZ-NH2	-8.24	110.34	119.40
1	II	167	ARG	NE-CZ-NH1	8.24	124.42	120.30
1	3g	51	ASP	CB-CG-OD1	8.24	125.71	118.30
1	4w	168	PHE	CB-CG-CD1	-8.24	115.03	120.80
1	4Q	152	ASP	CB-CG-OD1	8.24	125.71	118.30
1	5x	169	TYR	CB-CG-CD2	8.24	125.94	121.00
1	7p	132	ARG	NE-CZ-NH1	8.24	124.42	120.30
1	7M	100	ARG	NE-CZ-NH1	8.24	124.42	120.30
1	9b	169	TYR	CB-CG-CD2	8.24	125.94	121.00
1	14	40	PHE	CB-CG-CD1	-8.24	115.03	120.80
1	db	23	TRP	CB-CG-CD1	-8.24	116.29	127.00
1	dG	164	TYR	CB-CG-CD1	-8.24	116.06	121.00
1	eg	168	PHE	CB-CG-CD1	8.24	126.57	120.80
1	hJ	169	TYR	CB-CG-CD1	-8.23	116.06	121.00
1	iq	145	TYR	CB-CG-CD2	-8.23	116.06	121.00
1	iC	100	ARG	NE-CZ-NH2	-8.23	116.18	120.30
1	kk	97	ARG	NE-CZ-NH2	-8.23	116.18	120.30
1	8f	100	ARG	NE-CZ-NH2	-8.23	116.18	120.30
1	ak	103	ASP	CB-CG-OD2	8.23	125.71	118.30
1	j4	130	TYR	CB-CG-CD2	-8.23	116.06	121.00
1	jF	130	TYR	CB-CG-CD1	8.23	125.94	121.00
1	lF	214	MET	CG-SD-CE	-8.23	87.03	100.20
1	2u	97	ARG	NE-CZ-NH2	8.23	124.42	120.30
1	5h	132	ARG	NE-CZ-NH2	-8.23	116.18	120.30
1	7t	169	TYR	CB-CG-CD2	-8.23	116.06	121.00
1	cG	197	ASP	CB-CG-OD1	-8.23	110.89	118.30
1	X	163	ASP	CB-CG-OD1	8.23	125.71	118.30
1	gd	173	ARG	NE-CZ-NH1	8.23	124.42	120.30
1	hH	66	MET	CG-SD-CE	-8.23	87.03	100.20
1	hO	154	ARG	NE-CZ-NH2	8.23	124.42	120.30
1	gM	18	ARG	NE-CZ-NH2	-8.23	116.19	120.30
1	hu	145	TYR	CB-CG-CD1	8.23	125.94	121.00
1	49	169	TYR	CB-CG-CD1	8.23	125.94	121.00
1	5L	82	ARG	NE-CZ-NH2	-8.23	116.19	120.30
1	5S	209	ALA	CB-CA-C	-8.23	97.75	110.10
1	6i	118	MET	CG-SD-CE	-8.23	87.03	100.20
1	6t	123	PRO	N-CA-CB	-8.23	93.42	103.30
1	9I	82	ARG	NE-CZ-NH2	-8.23	116.18	120.30

Continued on next page...

Continued from previous page...

Mol	Chain	Res	Type	Atoms	Z	Observed(°)	Ideal(°)
1	cY	143	ARG	NE-CZ-NH2	-8.23	116.19	120.30
1	fO	18	ARG	NE-CZ-NH2	-8.23	116.19	120.30
1	kj	80	TRP	CG-CD2-CE3	-8.23	126.49	133.90
1	lN	39	MET	CG-SD-CE	-8.23	87.03	100.20
1	2K	145	TYR	CB-CG-CD2	-8.23	116.06	121.00
1	46	51	ASP	CB-CG-OD1	8.23	125.70	118.30
1	52	173	ARG	NE-CZ-NH1	8.23	124.41	120.30
1	5U	132	ARG	NE-CZ-NH1	8.23	124.41	120.30
1	8k	18	ARG	NE-CZ-NH1	8.23	124.42	120.30
1	ge	229	ARG	NH1-CZ-NH2	-8.23	110.35	119.40
1	gR	97	ARG	NE-CZ-NH1	8.23	124.41	120.30
1	h9	167	ARG	NE-CZ-NH1	8.23	124.41	120.30
1	kD	173	ARG	NE-CZ-NH1	8.23	124.41	120.30
1	75	97	ARG	NE-CZ-NH1	8.23	124.41	120.30
1	8x	82	ARG	NE-CZ-NH1	8.23	124.41	120.30
1	9j	40	PHE	CB-CG-CD2	-8.23	115.04	120.80
1	9M	229	ARG	NE-CZ-NH1	8.23	124.41	120.30
1	af	173	ARG	NE-CZ-NH2	-8.23	116.19	120.30
1	12	145	TYR	CB-CG-CD2	-8.23	116.06	121.00
1	dJ	32	PHE	CB-CG-CD1	8.23	126.56	120.80
1	l9	162	ARG	NE-CZ-NH2	-8.22	116.19	120.30
1	cj	154	ARG	NE-CZ-NH1	8.22	124.41	120.30
1	gy	163	ASP	CB-CG-OD1	8.22	125.70	118.30
1	ih	82	ARG	NE-CZ-NH1	8.22	124.41	120.30
1	c9	161	PHE	CB-CG-CD2	8.22	126.56	120.80
1	aA	130	TYR	CB-CG-CD1	-8.22	116.07	121.00
1	cq	164	TYR	CB-CG-CD2	8.22	125.94	121.00
1	h5	143	ARG	NE-CZ-NH1	8.22	124.41	120.30
1	iZ	162	ARG	NE-CZ-NH1	8.22	124.41	120.30
1	kP	229	ARG	NH1-CZ-NH2	-8.22	110.36	119.40
1	5n	169	TYR	CB-CG-CD1	-8.22	116.07	121.00
1	5o	168	PHE	CB-CG-CD1	-8.22	115.05	120.80
1	jH	100	ARG	NE-CZ-NH1	8.22	124.41	120.30
1	kP	164	TYR	CB-CG-CD1	8.22	125.93	121.00
1	4s	100	ARG	NE-CZ-NH1	8.22	124.41	120.30
1	6M	152	ASP	CB-CG-OD1	8.22	125.70	118.30
1	8h	161	PHE	CB-CG-CD2	-8.22	115.05	120.80
1	a1	57	ASN	O-C-N	-8.22	109.55	122.70
1	ca	167	ARG	NE-CZ-NH1	8.22	124.41	120.30
1	cv	168	PHE	CB-CG-CD1	8.22	126.55	120.80
1	g7	161	PHE	CB-CG-CD2	8.22	126.55	120.80
1	F	163	ASP	CB-CG-OD2	8.22	125.70	118.30

Continued on next page...

Continued from previous page...

Mol	Chain	Res	Type	Atoms	Z	Observed(°)	Ideal(°)
1	V	154	ARG	NE-CZ-NH2	-8.22	116.19	120.30
1	il	81	ASP	CB-CG-OD2	-8.22	110.90	118.30
1	cz	154	ARG	NE-CZ-NH1	8.22	124.41	120.30
1	gg	166	ASP	CB-CG-OD2	8.22	125.70	118.30
1	1W	167	ARG	NE-CZ-NH1	8.22	124.41	120.30
1	20	154	ARG	NE-CZ-NH2	-8.22	116.19	120.30
1	kG	130	TYR	CB-CG-CD1	8.22	125.93	121.00
1	l3	40	PHE	CB-CG-CD1	-8.22	115.05	120.80
1	1q	164	TYR	CB-CG-CD2	-8.22	116.07	121.00
1	kO	173	ARG	NE-CZ-NH1	8.22	124.41	120.30
1	l9	164	TYR	CB-CG-CD1	-8.21	116.07	121.00
1	lq	18	ARG	NE-CZ-NH2	-8.21	116.19	120.30
1	lr	162	ARG	NE-CZ-NH2	-8.21	116.19	120.30
1	2M	144	MET	CG-SD-CE	-8.21	87.06	100.20
1	35	130	TYR	CB-CG-CD2	8.21	125.93	121.00
1	3N	10	MET	CG-SD-CE	-8.21	87.06	100.20
1	4Z	169	TYR	CB-CG-CD1	-8.21	116.07	121.00
1	5J	145	TYR	CB-CG-CD1	-8.21	116.07	121.00
1	6V	130	TYR	CB-CG-CD2	-8.21	116.07	121.00
1	7g	82	ARG	NH1-CZ-NH2	-8.21	110.36	119.40
1	9e	81	ASP	CB-CG-OD2	-8.21	110.91	118.30
1	9i	164	TYR	CB-CG-CD2	-8.21	116.07	121.00
1	9o	229	ARG	NE-CZ-NH2	8.21	124.41	120.30
1	aC	161	PHE	CB-CG-CD1	8.22	126.55	120.80
1	1F	18	ARG	NE-CZ-NH1	8.21	124.41	120.30
1	h5	154	ARG	NE-CZ-NH1	8.21	124.41	120.30
1	1M	173	ARG	NE-CZ-NH1	8.21	124.41	120.30
1	2l	162	ARG	NE-CZ-NH2	8.21	124.41	120.30
1	2s	143	ARG	NE-CZ-NH1	8.21	124.41	120.30
1	5A	133	TRP	CB-CG-CD2	-8.21	115.92	126.60
1	j1	130	TYR	CB-CG-CD1	8.21	125.93	121.00
1	je	168	PHE	CB-CG-CD2	8.21	126.55	120.80
1	39	40	PHE	CB-CG-CD1	-8.21	115.05	120.80
1	4O	164	TYR	CD1-CE1-CZ	8.21	127.19	119.80
1	96	32	PHE	CB-CG-CD1	8.21	126.55	120.80
1	e1	132	ARG	NE-CZ-NH2	-8.21	116.19	120.30
1	jS	117	TRP	CB-CG-CD2	-8.21	115.93	126.60
1	2t	161	PHE	CB-CG-CD1	8.21	126.55	120.80
1	3x	132	ARG	NE-CZ-NH1	8.21	124.41	120.30
1	43	66	MET	CG-SD-CE	-8.21	87.06	100.20
1	8y	167	ARG	NE-CZ-NH2	-8.21	116.19	120.30
1	bD	229	ARG	NE-CZ-NH2	-8.21	116.19	120.30

Continued on next page...

Continued from previous page...

Mol	Chain	Res	Type	Atoms	Z	Observed(°)	Ideal(°)
1	4A	125	PRO	N-CA-CB	-8.21	93.45	103.30
1	97	161	PHE	CB-CG-CD1	8.21	126.55	120.80
1	bs	130	TYR	CG-CD2-CE2	8.21	127.87	121.30
1	fM	18	ARG	NE-CZ-NH1	8.21	124.41	120.30
1	fV	145	TYR	CB-CG-CD2	8.21	125.93	121.00
1	g0	185	MET	CG-SD-CE	-8.21	87.06	100.20
1	i4	130	TYR	CG-CD2-CE2	8.21	127.87	121.30
1	k1	18	ARG	NH1-CZ-NH2	-8.21	110.37	119.40
1	7y	18	ARG	NE-CZ-NH2	-8.21	116.20	120.30
1	jS	168	PHE	CB-CG-CD2	8.21	126.55	120.80
1	jZ	143	ARG	NE-CZ-NH1	8.21	124.40	120.30
1	37	229	ARG	NE-CZ-NH1	8.21	124.40	120.30
1	4u	173	ARG	NE-CZ-NH1	8.21	124.41	120.30
1	1m	161	PHE	CB-CG-CD2	-8.21	115.06	120.80
1	eL	117	TRP	CB-CG-CD1	-8.21	116.33	127.00
1	fv	179	GLN	O-C-N	-8.21	109.57	122.70
1	u	80	TRP	CB-CG-CD1	-8.21	116.33	127.00
1	3z	80	TRP	CE2-CD2-CG	-8.21	100.73	107.30
1	ky	161	PHE	CB-CG-CD2	8.20	126.54	120.80
1	2N	97	ARG	NH1-CZ-NH2	-8.21	110.37	119.40
1	2V	82	ARG	NH1-CZ-NH2	-8.21	110.38	119.40
1	39	162	ARG	NE-CZ-NH2	-8.21	116.20	120.30
1	5d	130	TYR	CB-CG-CD1	-8.21	116.08	121.00
1	7f	164	TYR	CZ-CE2-CD2	8.21	127.18	119.80
1	9k	82	ARG	NE-CZ-NH1	8.21	124.40	120.30
1	9K	97	ARG	NE-CZ-NH2	8.21	124.40	120.30
1	au	143	ARG	NE-CZ-NH2	-8.20	116.20	120.30
1	c6	100	ARG	NE-CZ-NH2	-8.21	116.20	120.30
1	cQ	108	THR	CA-CB-CG2	-8.20	100.92	112.40
1	es	143	ARG	NE-CZ-NH2	-8.21	116.20	120.30
1	fy	169	TYR	CB-CG-CD2	8.21	125.92	121.00
1	w	169	TYR	CB-CG-CD2	8.20	125.92	121.00
1	gc	117	TRP	CB-CG-CD2	8.20	137.26	126.60
1	hF	162	ARG	NE-CZ-NH2	8.20	124.40	120.30
1	25	117	TRP	CB-CG-CD1	-8.20	116.34	127.00
1	lQ	215	MET	CG-SD-CE	-8.20	87.08	100.20
1	3x	18	ARG	NH1-CZ-NH2	-8.20	110.38	119.40
1	4b	229	ARG	NE-CZ-NH2	-8.20	116.20	120.30
1	59	145	TYR	CB-CG-CD2	-8.20	116.08	121.00
1	6L	173	ARG	NE-CZ-NH2	-8.20	116.20	120.30
1	8m	162	ARG	NE-CZ-NH1	8.20	124.40	120.30
1	bt	164	TYR	CB-CG-CD2	-8.20	116.08	121.00

Continued on next page...

Continued from previous page...

Mol	Chain	Res	Type	Atoms	Z	Observed(°)	Ideal(°)
1	cH	162	ARG	NE-CZ-NH2	-8.20	116.20	120.30
1	fT	103	ASP	CB-CG-OD2	-8.20	110.92	118.30
1	M	97	ARG	NE-CZ-NH1	8.20	124.40	120.30
1	g9	40	PHE	CB-CG-CD1	-8.20	115.06	120.80
1	gt	164	TYR	CB-CG-CD1	-8.20	116.08	121.00
1	2g	82	ARG	NE-CZ-NH2	8.20	124.40	120.30
1	is	162	ARG	NE-CZ-NH2	-8.20	116.20	120.30
1	2M	167	ARG	NE-CZ-NH1	8.20	124.40	120.30
1	bf	143	ARG	NE-CZ-NH1	8.20	124.40	120.30
1	dK	167	ARG	NE-CZ-NH2	-8.20	116.20	120.30
1	62	169	TYR	CB-CG-CD1	-8.20	116.08	121.00
1	cA	229	ARG	NE-CZ-NH1	8.20	124.40	120.30
1	ey	40	PHE	CB-CG-CD2	8.20	126.54	120.80
1	eH	173	ARG	NH1-CZ-NH2	-8.20	110.38	119.40
1	E	163	ASP	CB-CG-OD2	-8.20	110.92	118.30
1	9	167	ARG	NE-CZ-NH2	-8.20	116.20	120.30
1	kq	163	ASP	CB-CG-OD1	8.20	125.68	118.30
1	lK	132	ARG	NE-CZ-NH2	-8.20	116.20	120.30
1	39	103	ASP	CB-CG-OD2	-8.20	110.92	118.30
1	4b	164	TYR	CZ-CE2-CD2	8.20	127.18	119.80
1	4D	229	ARG	NE-CZ-NH2	-8.20	116.20	120.30
1	83	169	TYR	CB-CG-CD1	-8.20	116.08	121.00
1	4K	168	PHE	CB-CG-CD2	8.20	126.54	120.80
1	5O	51	ASP	CB-CG-OD1	8.20	125.67	118.30
1	69	161	PHE	CB-CG-CD2	-8.20	115.06	120.80
1	bv	143	ARG	NE-CZ-NH2	-8.20	116.20	120.30
1	du	229	ARG	NE-CZ-NH2	-8.20	116.20	120.30
1	8O	14	ALA	N-CA-CB	-8.19	98.63	110.10
1	3m	145	TYR	CB-CG-CD1	8.19	125.92	121.00
1	3F	162	ARG	NE-CZ-NH2	-8.19	116.20	120.30
1	3P	161	PHE	CB-CG-CD2	8.19	126.53	120.80
1	9C	97	ARG	NE-CZ-NH1	8.19	124.40	120.30
1	3T	48	THR	CA-CB-CG2	-8.19	100.93	112.40
1	7X	130	TYR	CB-CG-CD1	8.19	125.92	121.00
1	8O	100	ARG	NE-CZ-NH2	-8.19	116.20	120.30
1	ah	148	THR	CA-CB-CG2	-8.19	100.93	112.40
1	cl	82	ARG	NE-CZ-NH1	8.19	124.40	120.30
1	cH	161	PHE	CB-CG-CD1	8.19	126.53	120.80
1	cV	100	ARG	NE-CZ-NH2	-8.19	116.20	120.30
1	ez	97	ARG	NE-CZ-NH2	-8.19	116.20	120.30
1	i4	130	TYR	CB-CG-CD1	8.19	125.91	121.00
1	iG	161	PHE	CB-CG-CD2	8.19	126.53	120.80

Continued on next page...

Continued from previous page...

Mol	Chain	Res	Type	Atoms	Z	Observed(°)	Ideal(°)
1	js	169	TYR	CB-CG-CD1	-8.19	116.09	121.00
1	2j	164	TYR	CB-CG-CD2	8.19	125.91	121.00
1	gz	100	ARG	NE-CZ-NH1	8.19	124.39	120.30
1	jO	173	ARG	NE-CZ-NH1	8.19	124.39	120.30
1	lR	166	ASP	CB-CG-OD1	8.19	125.67	118.30
1	5X	154	ARG	NE-CZ-NH1	8.19	124.39	120.30
1	7N	173	ARG	NE-CZ-NH1	8.19	124.39	120.30
1	8N	154	ARG	NE-CZ-NH1	8.19	124.39	120.30
1	9s	167	ARG	NE-CZ-NH1	8.19	124.39	120.30
1	F	161	PHE	CB-CG-CD2	-8.19	115.07	120.80
1	cD	163	ASP	CB-CG-OD1	8.19	125.67	118.30
1	g7	132	ARG	NE-CZ-NH2	8.19	124.39	120.30
1	aa	18	ARG	NE-CZ-NH1	8.19	124.39	120.30
1	lt	130	TYR	CB-CG-CD1	8.19	125.91	121.00
1	8n	167	ARG	NE-CZ-NH1	-8.19	116.21	120.30
1	8K	154	ARG	NE-CZ-NH1	-8.19	116.21	120.30
1	dL	130	TYR	CG-CD1-CE1	-8.19	114.75	121.30
1	ly	130	TYR	CB-CG-CD2	8.19	125.91	121.00
1	h9	143	ARG	NE-CZ-NH1	8.18	124.39	120.30
1	ht	229	ARG	CG-CD-NE	-8.18	94.62	111.80
1	jf	154	ARG	NE-CZ-NH2	-8.18	116.21	120.30
1	3E	164	TYR	CG-CD2-CE2	-8.18	114.75	121.30
1	kW	130	TYR	CZ-CE2-CD2	8.18	127.16	119.80
1	6q	168	PHE	CB-CG-CD1	8.18	126.53	120.80
1	dV	169	TYR	CB-CG-CD1	-8.18	116.09	121.00
1	ej	81	ASP	CB-CG-OD1	8.18	125.66	118.30
1	hU	145	TYR	CB-CG-CD2	8.18	125.91	121.00
1	i7	130	TYR	CB-CG-CD1	8.18	125.91	121.00
1	jt	173	ARG	NE-CZ-NH2	8.18	124.39	120.30
1	l5	100	ARG	NE-CZ-NH1	8.18	124.39	120.30
1	6U	154	ARG	NE-CZ-NH2	-8.18	116.21	120.30
1	bL	82	ARG	NE-CZ-NH1	8.18	124.39	120.30
1	fL	97	ARG	NE-CZ-NH2	-8.18	116.21	120.30
1	jK	39	MET	CG-SD-CE	-8.18	87.11	100.20
1	4r	149	SER	N-CA-CB	8.18	122.77	110.50
1	5h	173	ARG	NE-CZ-NH1	8.18	124.39	120.30
1	7p	154	ARG	NH1-CZ-NH2	-8.18	110.40	119.40
1	aG	144	MET	CG-SD-CE	-8.18	87.11	100.20
1	lM	97	ARG	NE-CZ-NH2	-8.18	116.21	120.30
1	e1	187	GLU	OE1-CD-OE2	-8.18	113.49	123.30
1	eP	82	ARG	NE-CZ-NH1	-8.18	116.21	120.30
1	hn	169	TYR	CB-CG-CD2	-8.18	116.09	121.00

Continued on next page...

Continued from previous page...

Mol	Chain	Res	Type	Atoms	Z	Observed(°)	Ideal(°)
1	iI	154	ARG	NE-CZ-NH2	-8.18	116.21	120.30
1	iE	130	TYR	CB-CG-CD2	-8.18	116.09	121.00
1	iM	185	MET	CG-SD-CE	-8.18	87.12	100.20
1	j4	145	TYR	CG-CD2-CE2	-8.18	114.76	121.30
1	k9	162	ARG	NE-CZ-NH2	-8.18	116.21	120.30
1	24	82	ARG	NE-CZ-NH1	8.18	124.39	120.30
1	6i	136	LEU	CB-CG-CD2	-8.18	97.10	111.00
1	8U	18	ARG	NE-CZ-NH2	-8.18	116.21	120.30
1	aT	152	ASP	CB-CG-OD2	-8.18	110.94	118.30
1	fM	154	ARG	NE-CZ-NH2	-8.18	116.21	120.30
1	g6	82	ARG	NH1-CZ-NH2	-8.18	110.41	119.40
1	hx	100	ARG	NE-CZ-NH2	-8.17	116.21	120.30
1	kf	164	TYR	CG-CD2-CE2	-8.17	114.76	121.30
1	lt	169	TYR	CZ-CE2-CD2	8.17	127.16	119.80
1	im	143	ARG	NE-CZ-NH2	-8.17	116.21	120.30
1	lo	117	TRP	CD1-CG-CD2	-8.17	99.76	106.30
1	2R	132	ARG	NE-CZ-NH1	-8.17	116.21	120.30
1	86	166	ASP	CB-CG-OD2	8.17	125.66	118.30
1	3S	154	ARG	NE-CZ-NH2	-8.17	116.21	120.30
1	68	167	ARG	NE-CZ-NH1	8.17	124.39	120.30
1	8q	143	ARG	NE-CZ-NH1	8.17	124.39	120.30
1	9o	18	ARG	NE-CZ-NH2	-8.17	116.21	120.30
1	er	197	ASP	CB-CG-OD2	-8.17	110.94	118.30
1	aD	164	TYR	CG-CD1-CE1	-8.17	114.76	121.30
1	b9	40	PHE	CB-CG-CD2	-8.17	115.08	120.80
1	cU	154	ARG	NE-CZ-NH2	8.17	124.39	120.30
1	ec	162	ARG	NE-CZ-NH2	-8.17	116.21	120.30
1	fI	162	ARG	NE-CZ-NH2	-8.17	116.21	120.30
1	h4	97	ARG	NE-CZ-NH2	-8.17	116.22	120.30
1	hp	167	ARG	NE-CZ-NH2	-8.17	116.21	120.30
1	2L	44	SER	N-CA-CB	8.17	122.76	110.50
1	2V	168	PHE	CB-CG-CD1	8.17	126.52	120.80
1	hP	97	ARG	NE-CZ-NH2	-8.17	116.22	120.30
1	iV	229	ARG	NE-CZ-NH2	-8.17	116.22	120.30
1	lb	166	ASP	CB-CG-OD2	8.17	125.65	118.30
1	17	229	ARG	NE-CZ-NH1	8.17	124.39	120.30
1	29	162	ARG	NH1-CZ-NH2	-8.17	110.41	119.40
1	lE	130	TYR	CG-CD1-CE1	-8.17	114.76	121.30
1	aw	96	MET	CG-SD-CE	-8.17	87.13	100.20
1	lq	167	ARG	NE-CZ-NH2	-8.17	116.22	120.30
1	eu	40	PHE	CB-CG-CD1	-8.17	115.08	120.80
1	Q	229	ARG	NE-CZ-NH1	8.17	124.38	120.30

Continued on next page...

Continued from previous page...

Mol	Chain	Res	Type	Atoms	Z	Observed(°)	Ideal(°)
1	hP	167	ARG	NE-CZ-NH2	-8.17	116.22	120.30
1	kz	97	ARG	NE-CZ-NH2	-8.17	116.22	120.30
1	lc	39	MET	CG-SD-CE	-8.17	87.13	100.20
1	lr	97	ARG	NE-CZ-NH1	8.17	124.38	120.30
1	2h	169	TYR	CG-CD1-CE1	-8.17	114.77	121.30
1	34	197	ASP	CB-CG-OD2	-8.17	110.95	118.30
1	3B	154	ARG	NE-CZ-NH1	8.17	124.38	120.30
1	4N	162	ARG	NE-CZ-NH1	8.17	124.38	120.30
1	63	130	TYR	CB-CG-CD2	-8.17	116.10	121.00
1	8K	194	ALA	N-CA-CB	8.17	121.53	110.10
1	1d	130	TYR	CB-CG-CD2	-8.17	116.10	121.00
1	cl	108	THR	CA-CB-CG2	-8.17	100.96	112.40
1	ae	82	ARG	NE-CZ-NH2	-8.17	116.22	120.30
1	cF	130	TYR	CB-CG-CD1	8.17	125.90	121.00
1	cH	161	PHE	CB-CG-CD2	-8.17	115.08	120.80
1	ek	168	PHE	CB-CG-CD1	-8.17	115.08	120.80
1	1H	23	TRP	CB-CG-CD1	8.16	137.61	127.00
1	i8	145	TYR	CB-CG-CD1	-8.16	116.10	121.00
1	lJ	173	ARG	NE-CZ-NH2	-8.16	116.22	120.30
1	2A	32	PHE	CB-CG-CD2	-8.16	115.08	120.80
1	3H	164	TYR	CB-CG-CD1	-8.16	116.10	121.00
1	c5	132	ARG	NE-CZ-NH2	-8.16	116.22	120.30
1	cj	81	ASP	CB-CG-OD2	8.16	125.65	118.30
1	dZ	42	ALA	N-CA-CB	-8.16	98.67	110.10
1	hy	82	ARG	NE-CZ-NH2	-8.16	116.22	120.30
1	jz	103	ASP	CB-CG-OD1	-8.16	110.95	118.30
1	jz	167	ARG	NH1-CZ-NH2	-8.16	110.42	119.40
1	2l	185	MET	CG-SD-CE	-8.16	87.14	100.20
1	3F	82	ARG	NE-CZ-NH1	8.16	124.38	120.30
1	3T	152	ASP	CB-CG-OD1	8.16	125.65	118.30
1	4U	167	ARG	NE-CZ-NH2	-8.16	116.22	120.30
1	7s	130	TYR	CB-CG-CD2	-8.16	116.10	121.00
1	b5	229	ARG	NE-CZ-NH1	8.16	124.38	120.30
1	eA	132	ARG	NE-CZ-NH1	8.16	124.38	120.30
1	x	130	TYR	CD1-CE1-CZ	-8.16	112.45	119.80
1	V	163	ASP	CB-CG-OD2	8.16	125.65	118.30
1	1E	167	ARG	NE-CZ-NH1	8.16	124.38	120.30
1	gP	86	VAL	CA-CB-CG1	8.16	123.14	110.90
1	iX	18	ARG	NE-CZ-NH1	8.16	124.38	120.30
1	4p	100	ARG	NE-CZ-NH1	8.16	124.38	120.30
1	hD	154	ARG	NH1-CZ-NH2	-8.16	110.42	119.40
1	iz	152	ASP	CB-CG-OD2	-8.16	110.96	118.30

Continued on next page...

Continued from previous page...

Mol	Chain	Res	Type	Atoms	Z	Observed(°)	Ideal(°)
1	j4	229	ARG	NE-CZ-NH1	8.16	124.38	120.30
1	3P	144	MET	CG-SD-CE	-8.16	87.15	100.20
1	7Q	229	ARG	NH1-CZ-NH2	-8.16	110.42	119.40
1	8O	82	ARG	NE-CZ-NH2	8.16	124.38	120.30
1	93	81	ASP	CB-CG-OD2	8.16	125.64	118.30
1	al	130	TYR	CB-CG-CD2	8.16	125.90	121.00
1	dc	18	ARG	NE-CZ-NH2	-8.16	116.22	120.30
1	1m	154	ARG	NH1-CZ-NH2	-8.16	110.42	119.40
1	dT	32	PHE	CB-CG-CD1	-8.16	115.09	120.80
1	5E	162	ARG	NE-CZ-NH2	-8.16	116.22	120.30
1	85	173	ARG	NE-CZ-NH1	8.16	124.38	120.30
1	cn	154	ARG	CD-NE-CZ	8.16	135.02	123.60
1	db	168	PHE	CB-CG-CD1	-8.16	115.09	120.80
1	fQ	97	ARG	NE-CZ-NH1	8.16	124.38	120.30
1	hZ	152	ASP	CB-CG-OD2	8.16	125.64	118.30
1	kB	161	PHE	CB-CG-CD1	-8.16	115.09	120.80
1	a3	40	PHE	CB-CG-CD2	-8.16	115.09	120.80
1	bX	229	ARG	NE-CZ-NH2	-8.16	116.22	120.30
1	dL	18	ARG	NE-CZ-NH1	8.16	124.38	120.30
1	ek	103	ASP	CB-CG-OD2	8.16	125.64	118.30
1	gs	167	ARG	NE-CZ-NH2	-8.15	116.22	120.30
1	1K	166	ASP	CB-CG-OD2	-8.15	110.96	118.30
1	3q	145	TYR	CB-CG-CD2	8.15	125.89	121.00
1	9K	82	ARG	NE-CZ-NH1	8.15	124.38	120.30
1	ku	229	ARG	NE-CZ-NH2	-8.15	116.22	120.30
1	2Y	154	ARG	NE-CZ-NH1	8.15	124.38	120.30
1	4P	130	TYR	CB-CG-CD1	8.15	125.89	121.00
1	6a	169	TYR	CB-CG-CD1	8.15	125.89	121.00
1	6q	132	ARG	NE-CZ-NH2	-8.15	116.22	120.30
1	7T	154	ARG	CD-NE-CZ	8.15	135.01	123.60
1	7Y	18	ARG	NE-CZ-NH2	-8.15	116.22	120.30
1	fc	154	ARG	NH1-CZ-NH2	-8.15	110.43	119.40
1	in	130	TYR	CB-CG-CD1	8.15	125.89	121.00
1	kf	133	TRP	CH2-CZ2-CE2	8.15	125.55	117.40
1	d5	154	ARG	CD-NE-CZ	8.15	135.01	123.60
1	iA	169	TYR	CG-CD2-CE2	-8.15	114.78	121.30
1	5h	184	TRP	CB-CG-CD1	-8.15	116.41	127.00
1	7A	229	ARG	NE-CZ-NH2	-8.15	116.22	120.30
1	as	82	ARG	NE-CZ-NH1	8.15	124.38	120.30
1	bb	82	ARG	NE-CZ-NH1	-8.15	116.22	120.30
1	dL	167	ARG	NE-CZ-NH2	-8.15	116.22	120.30
1	G	28	GLU	OE1-CD-OE2	-8.15	113.52	123.30

Continued on next page...

Continued from previous page...

Mol	Chain	Res	Type	Atoms	Z	Observed(°)	Ideal(°)
1	j0	229	ARG	NE-CZ-NH2	8.15	124.38	120.30
1	gN	164	TYR	CB-CG-CD1	-8.15	116.11	121.00
1	hg	40	PHE	CB-CG-CD1	-8.15	115.10	120.80
1	9e	18	ARG	NE-CZ-NH2	-8.15	116.23	120.30
1	c3	173	ARG	NE-CZ-NH1	8.15	124.37	120.30
1	1B	82	ARG	NE-CZ-NH2	-8.15	116.23	120.30
1	hD	162	ARG	NE-CZ-NH1	8.15	124.37	120.30
1	2g	229	ARG	NE-CZ-NH2	-8.15	116.23	120.30
1	6w	143	ARG	NE-CZ-NH1	8.15	124.37	120.30
1	a4	169	TYR	CD1-CE1-CZ	-8.15	112.47	119.80
1	2A	132	ARG	NE-CZ-NH2	-8.15	116.23	120.30
1	2Y	145	TYR	CB-CG-CD2	8.15	125.89	121.00
1	6C	40	PHE	CB-CG-CD2	-8.15	115.10	120.80
1	7S	100	ARG	NH1-CZ-NH2	-8.15	110.44	119.40
1	8q	167	ARG	NE-CZ-NH2	-8.15	116.23	120.30
1	af	229	ARG	NE-CZ-NH2	-8.15	116.23	120.30
1	bb	18	ARG	NE-CZ-NH1	8.15	124.37	120.30
1	1c	161	PHE	CB-CG-CD1	-8.15	115.10	120.80
1	jq	88	ALA	N-CA-CB	-8.14	98.70	110.10
1	jI	32	PHE	CB-CG-CD1	-8.14	115.10	120.80
1	8i	64	ALA	N-CA-CB	-8.14	98.70	110.10
1	34	169	TYR	CZ-CE2-CD2	8.14	127.13	119.80
1	4k	214	MET	CG-SD-CE	-8.14	87.17	100.20
1	7T	168	PHE	CB-CG-CD1	-8.14	115.10	120.80
1	bn	154	ARG	NE-CZ-NH1	8.14	124.37	120.30
1	f9	82	ARG	NE-CZ-NH1	8.14	124.37	120.30
1	jW	216	THR	CA-CB-CG2	-8.14	101.00	112.40
1	2k	32	PHE	CB-CG-CD1	-8.14	115.10	120.80
1	3H	98	GLU	OE1-CD-OE2	-8.14	113.53	123.30
1	3U	97	ARG	NE-CZ-NH2	-8.14	116.23	120.30
1	7r	97	ARG	NE-CZ-NH2	-8.14	116.23	120.30
1	aj	100	ARG	NE-CZ-NH1	8.14	124.37	120.30
1	aA	169	TYR	CB-CG-CD2	-8.14	116.11	121.00
1	17	144	MET	CG-SD-CE	-8.14	87.17	100.20
1	fx	143	ARG	NE-CZ-NH2	-8.14	116.23	120.30
1	gl	143	ARG	NE-CZ-NH2	-8.14	116.23	120.30
1	h8	18	ARG	NH1-CZ-NH2	8.14	128.35	119.40
1	jq	142	VAL	CA-CB-CG1	8.14	123.11	110.90
1	ku	130	TYR	CB-CG-CD2	-8.14	116.12	121.00
1	48	132	ARG	NE-CZ-NH2	-8.14	116.23	120.30
1	4v	132	ARG	NE-CZ-NH2	8.14	124.37	120.30
1	4H	97	ARG	NE-CZ-NH2	-8.14	116.23	120.30

Continued on next page...

Continued from previous page...

Mol	Chain	Res	Type	Atoms	Z	Observed(°)	Ideal(°)
1	7L	120	HIS	CA-CB-CG	8.14	127.44	113.60
1	5T	169	TYR	CB-CG-CD2	-8.14	116.12	121.00
1	6B	68	MET	CG-SD-CE	-8.14	87.18	100.20
1	7o	169	TYR	CB-CG-CD1	-8.14	116.12	121.00
1	99	117	TRP	CB-CG-CD1	-8.14	116.42	127.00
1	9x	152	ASP	CB-CG-OD2	8.14	125.62	118.30
1	9A	173	ARG	NE-CZ-NH1	8.14	124.37	120.30
1	bC	163	ASP	CB-CG-OD2	8.14	125.62	118.30
1	d6	51	ASP	CB-CG-OD1	8.14	125.62	118.30
1	dB	164	TYR	CB-CG-CD2	-8.14	116.12	121.00
1	e0	103	ASP	CB-CG-OD1	8.14	125.62	118.30
1	f8	130	TYR	CB-CG-CD1	8.14	125.88	121.00
1	3	167	ARG	NE-CZ-NH2	-8.14	116.23	120.30
1	kp	167	ARG	NE-CZ-NH2	-8.13	116.23	120.30
1	8d	12	HIS	CA-CB-CG	8.14	127.43	113.60
1	4E	51	ASP	CB-CG-OD2	-8.13	110.98	118.30
1	5p	51	ASP	CB-CG-OD2	8.13	125.62	118.30
1	8L	166	ASP	CB-CG-OD1	8.13	125.62	118.30
1	bk	164	TYR	CB-CG-CD1	-8.13	116.12	121.00
1	iS	173	ARG	NE-CZ-NH2	-8.13	116.23	120.30
1	2O	162	ARG	NE-CZ-NH1	8.13	124.37	120.30
1	2Q	163	ASP	CB-CG-OD2	8.13	125.62	118.30
1	60	82	ARG	NE-CZ-NH1	8.13	124.37	120.30
1	iE	162	ARG	NE-CZ-NH2	8.13	124.37	120.30
1	iX	97	ARG	NE-CZ-NH2	8.13	124.36	120.30
1	jn	152	ASP	CB-CG-OD2	8.13	125.62	118.30
1	24	103	ASP	CB-CG-OD1	8.13	125.62	118.30
1	6a	66	MET	CG-SD-CE	-8.13	87.19	100.20
1	eX	208	ALA	N-CA-CB	-8.13	98.72	110.10
1	t	130	TYR	CB-CG-CD2	-8.13	116.12	121.00
1	ge	82	ARG	NE-CZ-NH2	-8.13	116.24	120.30
1	go	51	ASP	CB-CG-OD2	-8.13	110.98	118.30
1	j3	97	ARG	NE-CZ-NH1	8.13	124.36	120.30
1	kY	100	ARG	NE-CZ-NH1	8.13	124.36	120.30
1	5k	173	ARG	NE-CZ-NH2	-8.13	116.24	120.30
1	6r	162	ARG	NE-CZ-NH1	8.13	124.36	120.30
1	17	197	ASP	CB-CG-OD2	-8.13	110.98	118.30
1	1q	229	ARG	NE-CZ-NH1	8.13	124.36	120.30
1	1u	97	ARG	NE-CZ-NH1	8.13	124.36	120.30
1	fk	164	TYR	CB-CG-CD1	-8.13	116.12	121.00
1	2s	133	TRP	CB-CG-CD1	8.13	137.56	127.00
1	5s	173	ARG	NE-CZ-NH1	8.13	124.36	120.30

Continued on next page...

Continued from previous page...

Mol	Chain	Res	Type	Atoms	Z	Observed(°)	Ideal(°)
1	k1	113	GLU	OE1-CD-OE2	-8.12	113.55	123.30
1	kW	161	PHE	CB-CG-CD2	-8.12	115.11	120.80
1	8y	229	ARG	NE-CZ-NH1	8.12	124.36	120.30
1	8Q	145	TYR	CB-CG-CD1	-8.12	116.12	121.00
1	9s	197	ASP	CB-CG-OD2	-8.12	110.99	118.30
1	bD	167	ARG	NE-CZ-NH2	8.12	124.36	120.30
1	f8	169	TYR	CB-CG-CD1	8.12	125.88	121.00
1	jI	143	ARG	NH1-CZ-NH2	-8.12	110.47	119.40
1	3R	164	TYR	CG-CD2-CE2	-8.12	114.80	121.30
1	56	169	TYR	CB-CG-CD2	8.12	125.87	121.00
1	6r	165	VAL	CG1-CB-CG2	-8.12	97.90	110.90
1	7I	82	ARG	NE-CZ-NH2	8.12	124.36	120.30
1	ap	132	ARG	NE-CZ-NH1	8.12	124.36	120.30
1	aD	132	ARG	NE-CZ-NH2	-8.12	116.24	120.30
1	N	18	ARG	NE-CZ-NH2	-8.12	116.24	120.30
1	ga	103	ASP	CB-CG-OD2	8.12	125.61	118.30
1	hn	143	ARG	NH1-CZ-NH2	-8.12	110.47	119.40
1	it	185	MET	CG-SD-CE	-8.12	87.21	100.20
1	37	103	ASP	CB-CG-OD1	8.12	125.61	118.30
1	9d	39	MET	CG-SD-CE	-8.12	87.21	100.20
1	hL	40	PHE	CB-CG-CD2	-8.12	115.12	120.80
1	ia	161	PHE	CB-CG-CD2	-8.12	115.12	120.80
1	j1	162	ARG	NE-CZ-NH2	-8.12	116.24	120.30
1	jk	154	ARG	NE-CZ-NH2	-8.12	116.24	120.30
1	jf	143	ARG	NE-CZ-NH2	8.12	124.36	120.30
1	jR	215	MET	CG-SD-CE	8.12	113.19	100.20
1	cx	18	ARG	NE-CZ-NH2	-8.12	116.24	120.30
1	dD	18	ARG	NH1-CZ-NH2	-8.12	110.47	119.40
1	fT	169	TYR	CG-CD1-CE1	-8.12	114.80	121.30
1	p	163	ASP	CB-CG-OD1	8.12	125.61	118.30
1	kn	40	PHE	CB-CG-CD2	-8.12	115.12	120.80
1	2w	154	ARG	NE-CZ-NH1	8.12	124.36	120.30
1	3x	100	ARG	NE-CZ-NH2	-8.12	116.24	120.30
1	53	164	TYR	CB-CG-CD1	-8.12	116.13	121.00
1	6v	167	ARG	NE-CZ-NH1	-8.12	116.24	120.30
1	6x	26	VAL	CA-CB-CG2	-8.12	98.72	110.90
1	fr	215	MET	CG-SD-CE	-8.12	87.21	100.20
1	9t	97	ARG	NE-CZ-NH2	-8.12	116.24	120.30
1	cv	173	ARG	NE-CZ-NH1	8.12	124.36	120.30
1	i4	229	ARG	NE-CZ-NH1	8.12	124.36	120.30
1	O	130	TYR	CB-CG-CD2	8.12	125.87	121.00
1	gi	184	TRP	CG-CD2-CE3	-8.11	126.60	133.90

Continued on next page...

Continued from previous page...

Mol	Chain	Res	Type	Atoms	Z	Observed(°)	Ideal(°)
1	j0	27	VAL	CA-CB-CG2	8.11	123.07	110.90
1	jM	215	MET	CG-SD-CE	-8.11	87.22	100.20
1	lC	169	TYR	CB-CG-CD2	8.11	125.87	121.00
1	2o	154	ARG	NE-CZ-NH1	8.11	124.36	120.30
1	4x	143	ARG	NE-CZ-NH2	-8.11	116.24	120.30
1	4J	82	ARG	NE-CZ-NH1	8.11	124.36	120.30
1	5f	169	TYR	CB-CG-CD2	8.12	125.87	121.00
1	7G	143	ARG	NE-CZ-NH2	-8.12	116.24	120.30
1	jh	173	ARG	NE-CZ-NH1	8.11	124.36	120.30
1	jm	214	MET	CG-SD-CE	-8.11	87.22	100.20
1	4I	169	TYR	CG-CD2-CE2	-8.11	114.81	121.30
1	6I	100	ARG	NE-CZ-NH1	8.11	124.36	120.30
1	bt	169	TYR	CB-CG-CD1	8.11	125.87	121.00
1	1a	59	VAL	CG1-CB-CG2	-8.11	97.92	110.90
1	1c	169	TYR	CB-CG-CD2	8.11	125.87	121.00
1	f0	32	PHE	CB-CG-CD2	8.11	126.48	120.80
1	k	185	MET	CG-SD-CE	-8.11	87.22	100.20
1	dd	97	ARG	NE-CZ-NH2	-8.11	116.25	120.30
1	M	82	ARG	NE-CZ-NH2	8.11	124.36	120.30
1	gr	143	ARG	NH1-CZ-NH2	-8.11	110.48	119.40
1	2D	18	ARG	NE-CZ-NH1	8.11	124.36	120.30
1	h7	154	ARG	NE-CZ-NH1	8.11	124.35	120.30
1	iE	173	ARG	NE-CZ-NH2	-8.11	116.25	120.30
1	j3	162	ARG	NE-CZ-NH2	-8.11	116.25	120.30
1	je	145	TYR	CB-CG-CD1	-8.11	116.14	121.00
1	3y	82	ARG	NH1-CZ-NH2	-8.11	110.48	119.40
1	5t	18	ARG	NE-CZ-NH2	-8.11	116.25	120.30
1	5H	97	ARG	NE-CZ-NH1	8.11	124.36	120.30
1	7J	229	ARG	NE-CZ-NH2	-8.11	116.25	120.30
1	9z	51	ASP	CB-CG-OD1	8.11	125.60	118.30
1	9M	126	VAL	CA-CB-CG1	-8.11	98.74	110.90
1	ad	169	TYR	CB-CG-CD2	-8.11	116.14	121.00
1	am	231	LEU	CB-CG-CD2	-8.11	97.22	111.00
1	az	152	ASP	CB-CG-OD1	8.11	125.60	118.30
1	c5	229	ARG	NE-CZ-NH1	8.11	124.36	120.30
1	1k	100	ARG	NE-CZ-NH2	-8.11	116.25	120.30
1	1k	164	TYR	CB-CG-CD2	-8.11	116.13	121.00
1	f5	145	TYR	CB-CG-CD2	-8.11	116.13	121.00
1	gG	161	PHE	CB-CG-CD1	-8.11	115.13	120.80
1	2m	118	MET	CG-SD-CE	-8.11	87.23	100.20
1	h0	82	ARG	NE-CZ-NH1	8.11	124.35	120.30
1	i4	173	ARG	NE-CZ-NH2	-8.11	116.25	120.30

Continued on next page...

Continued from previous page...

Mol	Chain	Res	Type	Atoms	Z	Observed(°)	Ideal(°)
1	i9	145	TYR	CG-CD2-CE2	8.11	127.78	121.30
1	ki	154	ARG	NE-CZ-NH2	-8.11	116.25	120.30
1	7o	164	TYR	CB-CG-CD1	-8.11	116.14	121.00
1	il	168	PHE	CB-CG-CD1	-8.11	115.13	120.80
1	k2	161	PHE	CB-CG-CD1	8.11	126.47	120.80
1	kP	18	ARG	NE-CZ-NH1	8.11	124.35	120.30
1	8H	184	TRP	CB-CG-CD1	-8.11	116.46	127.00
1	bt	130	TYR	CB-CG-CD2	-8.11	116.14	121.00
1	cY	118	MET	O-C-N	-8.11	109.73	122.70
1	fJ	173	ARG	NE-CZ-NH1	8.11	124.35	120.30
1	3H	66	MET	CG-SD-CE	-8.10	87.23	100.20
1	6x	143	ARG	NE-CZ-NH1	8.10	124.35	120.30
1	84	79	GLU	OE1-CD-OE2	-8.10	113.58	123.30
1	15	97	ARG	NH1-CZ-NH2	-8.10	110.48	119.40
1	ba	130	TYR	CB-CG-CD2	-8.10	116.14	121.00
1	gG	197	ASP	CB-CG-OD1	8.10	125.59	118.30
1	3c	229	ARG	NE-CZ-NH2	-8.10	116.25	120.30
1	3X	162	ARG	NE-CZ-NH1	8.10	124.35	120.30
1	7n	169	TYR	CB-CG-CD2	8.10	125.86	121.00
1	9h	167	ARG	NE-CZ-NH2	8.10	124.35	120.30
1	a9	167	ARG	NE-CZ-NH1	8.10	124.35	120.30
1	aq	154	ARG	NE-CZ-NH2	8.10	124.35	120.30
1	b0	18	ARG	NE-CZ-NH2	-8.10	116.25	120.30
1	1b	164	TYR	CB-CG-CD2	8.10	125.86	121.00
1	fc	169	TYR	CB-CG-CD1	-8.10	116.14	121.00
1	aQ	168	PHE	CB-CG-CD2	-8.10	115.13	120.80
1	16	18	ARG	NE-CZ-NH2	8.10	124.35	120.30
1	eh	164	TYR	CG-CD1-CE1	-8.10	114.82	121.30
1	fq	167	ARG	NE-CZ-NH1	8.10	124.35	120.30
1	g2	230	VAL	CA-CB-CG2	-8.10	98.75	110.90
1	H	97	ARG	NE-CZ-NH2	-8.10	116.25	120.30
1	j6	132	ARG	NE-CZ-NH1	8.10	124.35	120.30
1	jB	216	THR	CA-CB-CG2	-8.10	101.06	112.40
1	kK	164	TYR	CB-CG-CD2	8.10	125.86	121.00
1	kN	185	MET	CG-SD-CE	-8.10	87.24	100.20
1	lE	130	TYR	CG-CD2-CE2	-8.10	114.82	121.30
1	3Z	185	MET	CG-SD-CE	-8.10	87.24	100.20
1	6v	218	CYS	N-CA-CB	8.10	125.18	110.60
1	8K	108	THR	CA-CB-CG2	-8.10	101.06	112.40
1	aM	154	ARG	NE-CZ-NH2	-8.10	116.25	120.30
1	1f	162	ARG	NH1-CZ-NH2	-8.10	110.49	119.40
1	cV	154	ARG	NE-CZ-NH2	-8.10	116.25	120.30

Continued on next page...

Continued from previous page...

Mol	Chain	Res	Type	Atoms	Z	Observed(°)	Ideal(°)
1	el	173	ARG	NE-CZ-NH1	8.10	124.35	120.30
1	7j	167	ARG	NE-CZ-NH2	-8.10	116.25	120.30
1	ep	130	TYR	CB-CG-CD2	8.10	125.86	121.00
1	g6	152	ASP	CB-CG-OD1	8.10	125.59	118.30
1	x	130	TYR	CG-CD1-CE1	8.10	127.78	121.30
1	j	145	TYR	CB-CG-CD2	-8.10	116.14	121.00
1	kf	166	ASP	CB-CG-OD2	8.10	125.59	118.30
1	lb	82	ARG	NE-CZ-NH1	8.10	124.35	120.30
1	2l	154	ARG	NH1-CZ-NH2	-8.10	110.49	119.40
1	4R	32	PHE	CB-CG-CD2	8.10	126.47	120.80
1	5l	82	ARG	NE-CZ-NH2	-8.10	116.25	120.30
1	33	163	ASP	CB-CG-OD2	-8.10	111.01	118.30
1	3P	161	PHE	CB-CG-CD1	-8.10	115.13	120.80
1	5Z	32	PHE	CB-CG-CD2	8.10	126.47	120.80
1	7Z	145	TYR	CB-CG-CD2	8.10	125.86	121.00
1	bm	169	TYR	CB-CG-CD2	-8.10	116.14	121.00
1	bw	154	ARG	NE-CZ-NH1	8.10	124.35	120.30
1	dv	197	ASP	CB-CG-OD1	-8.10	111.01	118.30
1	dN	229	ARG	NE-CZ-NH1	8.10	124.35	120.30
1	N	167	ARG	NE-CZ-NH1	8.10	124.35	120.30
1	jj	229	ARG	NE-CZ-NH1	8.09	124.35	120.30
1	kN	168	PHE	CB-CG-CD2	-8.09	115.13	120.80
1	kh	173	ARG	NE-CZ-NH1	8.09	124.35	120.30
1	2u	97	ARG	NH1-CZ-NH2	-8.09	110.50	119.40
1	39	225	GLY	O-C-N	-8.09	109.75	122.70
1	3c	143	ARG	NE-CZ-NH1	8.09	124.35	120.30
1	3G	51	ASP	CB-CG-OD2	8.09	125.58	118.30
1	98	18	ARG	NE-CZ-NH2	-8.09	116.25	120.30
1	ar	197	ASP	CB-CG-OD2	8.09	125.58	118.30
1	aU	168	PHE	CB-CG-CD2	8.09	126.46	120.80
1	ca	23	TRP	CE2-CD2-CG	-8.09	100.83	107.30
1	1h	167	ARG	NE-CZ-NH2	-8.09	116.25	120.30
1	d2	143	ARG	NE-CZ-NH1	8.09	124.35	120.30
1	iU	130	TYR	CB-CG-CD1	8.09	125.85	121.00
1	kS	23	TRP	CB-CG-CD1	-8.09	116.48	127.00
1	a2	164	TYR	CD1-CE1-CZ	8.09	127.08	119.80
1	jE	132	ARG	NE-CZ-NH2	-8.09	116.26	120.30
1	kw	110	THR	CA-CB-CG2	-8.09	101.08	112.40
1	2m	143	ARG	NE-CZ-NH1	8.09	124.34	120.30
1	2r	173	ARG	NE-CZ-NH2	-8.09	116.26	120.30
1	7S	214	MET	CG-SD-CE	-8.09	87.26	100.20
1	9U	10	MET	CG-SD-CE	-8.09	87.26	100.20

Continued on next page...

Continued from previous page...

Mol	Chain	Res	Type	Atoms	Z	Observed(°)	Ideal(°)
1	3	197	ASP	CB-CG-OD1	-8.09	111.02	118.30
1	gD	169	TYR	CB-CG-CD2	-8.09	116.15	121.00
1	je	100	ARG	NE-CZ-NH2	-8.09	116.26	120.30
1	2B	188	THR	CA-CB-CG2	-8.09	101.08	112.40
1	4v	82	ARG	NE-CZ-NH1	8.09	124.34	120.30
1	jM	144	MET	CG-SD-CE	-8.09	87.26	100.20
1	2b	133	TRP	NE1-CE2-CD2	8.09	115.39	107.30
1	10	133	TRP	CB-CG-CD2	-8.09	116.09	126.60
1	ak	51	ASP	CB-CG-OD1	8.09	125.58	118.30
1	e2	145	TYR	CD1-CG-CD2	8.09	126.80	117.90
1	f2	229	ARG	NE-CZ-NH1	8.09	124.34	120.30
1	fg	167	ARG	NE-CZ-NH2	-8.09	116.26	120.30
1	g4	103	ASP	CB-CG-OD2	8.09	125.58	118.30
1	v	154	ARG	NH1-CZ-NH2	-8.09	110.50	119.40
1	gr	161	PHE	CB-CG-CD1	8.08	126.46	120.80
1	4m	164	TYR	CB-CG-CD2	-8.08	116.15	121.00
1	b9	149	SER	N-CA-CB	8.08	122.62	110.50
1	h6	82	ARG	NE-CZ-NH2	8.08	124.34	120.30
1	iK	173	ARG	NE-CZ-NH1	8.08	124.34	120.30
1	5v	18	ARG	NH1-CZ-NH2	-8.08	110.51	119.40
1	7N	68	MET	CG-SD-CE	-8.08	87.27	100.20
1	8E	47	ALA	N-CA-CB	-8.08	98.78	110.10
1	bG	167	ARG	NE-CZ-NH1	8.08	124.34	120.30
1	bI	100	ARG	NE-CZ-NH2	-8.08	116.26	120.30
1	M	97	ARG	NE-CZ-NH2	-8.08	116.26	120.30
1	jI	82	ARG	NE-CZ-NH1	8.08	124.34	120.30
1	kI	10	MET	CG-SD-CE	-8.08	87.27	100.20
1	46	130	TYR	CB-CG-CD2	-8.08	116.15	121.00
1	6z	130	TYR	CG-CD2-CE2	8.08	127.77	121.30
1	4m	164	TYR	CG-CD2-CE2	-8.08	114.84	121.30
1	6C	143	ARG	NE-CZ-NH1	8.08	124.34	120.30
1	cs	145	TYR	CB-CG-CD1	8.08	125.85	121.00
1	1o	173	ARG	NE-CZ-NH1	8.08	124.34	120.30
1	fN	80	TRP	CB-CG-CD2	-8.08	116.10	126.60
1	jz	97	ARG	NE-CZ-NH1	8.08	124.34	120.30
1	gg	32	PHE	CB-CG-CD1	-8.08	115.15	120.80
1	gs	110	THR	CA-CB-CG2	-8.08	101.09	112.40
1	hG	132	ARG	NE-CZ-NH1	8.08	124.34	120.30
1	lP	166	ASP	CB-CG-OD1	8.08	125.57	118.30
1	2K	197	ASP	CB-CG-OD2	8.08	125.57	118.30
1	3U	130	TYR	CB-CG-CD1	8.08	125.85	121.00
1	cG	118	MET	CG-SD-CE	-8.08	87.28	100.20

Continued on next page...

Continued from previous page...

Mol	Chain	Res	Type	Atoms	Z	Observed(°)	Ideal(°)
1	40	81	ASP	CB-CG-OD1	8.08	125.57	118.30
1	6w	98	GLU	OE1-CD-OE2	-8.08	113.61	123.30
1	8N	169	TYR	CB-CG-CD1	8.08	125.85	121.00
1	bY	82	ARG	NE-CZ-NH1	8.08	124.34	120.30
1	fo	100	ARG	NE-CZ-NH2	-8.08	116.26	120.30
1	gC	117	TRP	CB-CG-CD1	-8.07	116.50	127.00
1	gO	162	ARG	NE-CZ-NH2	-8.07	116.26	120.30
1	49	161	PHE	CB-CG-CD2	8.07	126.45	120.80
1	44	143	ARG	NE-CZ-NH2	8.07	124.34	120.30
1	6s	166	ASP	CB-CA-C	8.07	126.55	110.40
1	6J	145	TYR	CG-CD1-CE1	-8.07	114.84	121.30
1	cB	81	ASP	CB-CG-OD1	-8.07	111.03	118.30
1	bf	51	ASP	CB-CG-OD1	8.07	125.57	118.30
1	ee	229	ARG	NE-CZ-NH2	-8.07	116.26	120.30
1	ga	97	ARG	NE-CZ-NH2	-8.07	116.26	120.30
1	1D	145	TYR	CB-CG-CD1	8.07	125.84	121.00
1	jX	39	MET	CB-CA-C	8.07	126.54	110.40
1	lj	145	TYR	CB-CG-CD1	8.07	125.84	121.00
1	ll	51	ASP	CB-CG-OD2	-8.07	111.03	118.30
1	7J	154	ARG	NE-CZ-NH1	8.07	124.34	120.30
1	8s	100	ARG	NE-CZ-NH2	-8.07	116.26	120.30
1	ec	143	ARG	NE-CZ-NH1	8.07	124.34	120.30
1	1	18	ARG	NE-CZ-NH2	-8.07	116.26	120.30
1	gM	154	ARG	NE-CZ-NH1	8.07	124.33	120.30
1	hX	164	TYR	CB-CG-CD1	-8.07	116.16	121.00
1	i7	143	ARG	NE-CZ-NH2	-8.07	116.27	120.30
1	4q	154	ARG	NE-CZ-NH1	8.07	124.34	120.30
1	eO	173	ARG	NE-CZ-NH1	8.07	124.34	120.30
1	jA	97	ARG	NE-CZ-NH2	8.07	124.33	120.30
1	32	82	ARG	NE-CZ-NH2	-8.07	116.27	120.30
1	5Y	40	PHE	CB-CG-CD1	-8.07	115.15	120.80
1	7Y	173	ARG	NH1-CZ-NH2	-8.07	110.52	119.40
1	ft	143	ARG	NH1-CZ-NH2	-8.07	110.52	119.40
1	1Q	167	ARG	NE-CZ-NH1	8.07	124.33	120.30
1	3M	132	ARG	NE-CZ-NH2	-8.07	116.27	120.30
1	fC	18	ARG	NE-CZ-NH2	-8.07	116.27	120.30
1	ku	32	PHE	CB-CG-CD1	8.07	126.45	120.80
1	lg	166	ASP	CB-CG-OD1	8.07	125.56	118.30
1	6M	66	MET	CG-SD-CE	-8.07	87.29	100.20
1	7u	82	ARG	NE-CZ-NH1	8.07	124.33	120.30
1	9N	80	TRP	CZ3-CH2-CZ2	-8.07	111.92	121.60
1	fi	97	ARG	NE-CZ-NH1	8.07	124.33	120.30

Continued on next page...

Continued from previous page...

Mol	Chain	Res	Type	Atoms	Z	Observed(°)	Ideal(°)
1	fF	133	TRP	CD1-CG-CD2	-8.07	99.85	106.30
1	fL	10	MET	CG-SD-CE	-8.07	87.29	100.20
1	fP	100	ARG	NE-CZ-NH2	-8.07	116.27	120.30
1	D	164	TYR	CB-CG-CD2	-8.07	116.16	121.00
1	ih	229	ARG	CG-CD-NE	-8.06	94.86	111.80
1	jO	82	ARG	NH1-CZ-NH2	-8.06	110.53	119.40
1	3f	82	ARG	NE-CZ-NH1	8.06	124.33	120.30
1	5Q	145	TYR	CB-CG-CD2	-8.06	116.16	121.00
1	9m	18	ARG	NE-CZ-NH1	8.06	124.33	120.30
1	6u	82	ARG	NE-CZ-NH2	-8.06	116.27	120.30
1	a0	167	ARG	NE-CZ-NH1	8.06	124.33	120.30
1	a5	154	ARG	NE-CZ-NH1	8.06	124.33	120.30
1	bE	100	ARG	NE-CZ-NH1	8.06	124.33	120.30
1	jh	145	TYR	CB-CG-CD2	-8.06	116.16	121.00
1	kt	132	ARG	NE-CZ-NH1	8.06	124.33	120.30
1	kE	47	ALA	CB-CA-C	8.06	122.19	110.10
1	lm	154	ARG	NE-CZ-NH2	8.06	124.33	120.30
1	lv	32	PHE	CB-CG-CD1	-8.06	115.16	120.80
1	2o	125	PRO	N-CA-CB	-8.06	93.63	103.30
1	3K	173	ARG	NE-CZ-NH2	-8.06	116.27	120.30
1	4l	81	ASP	CB-CG-OD2	8.06	125.55	118.30
1	43	82	ARG	NE-CZ-NH1	8.06	124.33	120.30
1	4J	100	ARG	NE-CZ-NH1	8.06	124.33	120.30
1	5o	10	MET	CG-SD-CE	-8.06	87.30	100.20
1	76	161	PHE	CB-CG-CD1	-8.06	115.16	120.80
1	7m	168	PHE	CD1-CE1-CZ	-8.06	110.43	120.10
1	cR	167	ARG	NH1-CZ-NH2	-8.06	110.53	119.40
1	ek	145	TYR	CB-CG-CD2	-8.06	116.16	121.00
1	k	166	ASP	CB-CG-OD1	8.06	125.56	118.30
1	gA	51	ASP	CB-CG-OD1	8.06	125.55	118.30
1	j0	18	ARG	NH1-CZ-NH2	-8.06	110.54	119.40
1	kr	162	ARG	NE-CZ-NH1	8.06	124.33	120.30
1	2C	163	ASP	CB-CG-OD2	-8.06	111.05	118.30
1	4P	154	ARG	NE-CZ-NH1	8.06	124.33	120.30
1	4S	18	ARG	NE-CZ-NH2	8.06	124.33	120.30
1	4Y	31	ALA	CB-CA-C	-8.06	98.01	110.10
1	70	167	ARG	NE-CZ-NH1	8.06	124.33	120.30
1	9o	154	ARG	NE-CZ-NH1	8.06	124.33	120.30
1	dT	18	ARG	NE-CZ-NH2	-8.06	116.27	120.30
1	1q	103	ASP	CB-CG-OD1	8.06	125.55	118.30
1	7d	162	ARG	NE-CZ-NH1	-8.06	116.27	120.30
1	8r	132	ARG	NE-CZ-NH1	8.06	124.33	120.30

Continued on next page...

Continued from previous page...

Mol	Chain	Res	Type	Atoms	Z	Observed(°)	Ideal(°)
1	d4	167	ARG	NE-CZ-NH2	-8.06	116.27	120.30
1	dP	229	ARG	NE-CZ-NH2	-8.06	116.27	120.30
1	f1	162	ARG	NE-CZ-NH1	8.06	124.33	120.30
1	hM	100	ARG	NH1-CZ-NH2	-8.06	110.54	119.40
1	lz	18	ARG	NH1-CZ-NH2	-8.06	110.54	119.40
1	gq	40	PHE	CB-CG-CD1	-8.05	115.16	120.80
1	hu	100	ARG	NE-CZ-NH2	-8.05	116.27	120.30
1	ll	145	TYR	CB-CG-CD2	8.05	125.83	121.00
1	2g	145	TYR	CB-CG-CD2	8.05	125.83	121.00
1	3b	162	ARG	NE-CZ-NH1	8.05	124.33	120.30
1	4P	65	ALA	N-CA-CB	-8.05	98.82	110.10
1	6g	64	ALA	CB-CA-C	8.05	122.18	110.10
1	cX	81	ASP	CB-CG-OD1	8.05	125.55	118.30
1	6R	51	ASP	CB-CG-OD1	8.05	125.55	118.30
1	bO	169	TYR	CB-CG-CD2	-8.05	116.17	121.00
1	fG	166	ASP	CB-CG-OD2	8.05	125.55	118.30
1	2	143	ARG	NE-CZ-NH2	-8.05	116.27	120.30
1	gJ	229	ARG	NE-CZ-NH1	8.05	124.33	120.30
1	hl	97	ARG	NE-CZ-NH1	8.05	124.33	120.30
1	hD	154	ARG	NE-CZ-NH2	8.05	124.33	120.30
1	1O	149	SER	N-CA-CB	8.05	122.58	110.50
1	22	51	ASP	CB-CG-OD1	8.05	125.55	118.30
1	2E	162	ARG	NE-CZ-NH1	8.05	124.33	120.30
1	5O	154	ARG	NE-CZ-NH2	-8.05	116.27	120.30
1	kR	162	ARG	NE-CZ-NH2	8.05	124.33	120.30
1	2k	103	ASP	CB-CG-OD1	8.05	125.55	118.30
1	4U	58	THR	CA-CB-CG2	8.05	123.67	112.40
1	93	10	MET	CG-SD-CE	-8.05	87.32	100.20
1	aT	130	TYR	CB-CG-CD1	8.05	125.83	121.00
1	cq	31	ALA	CB-CA-C	8.05	122.17	110.10
1	fO	96	MET	CG-SD-CE	-8.05	87.32	100.20
1	g1	185	MET	CG-SD-CE	-8.05	87.32	100.20
1	1	103	ASP	CB-CG-OD2	8.05	125.55	118.30
1	lp	166	ASP	CB-CG-OD1	-8.05	111.06	118.30
1	2L	82	ARG	NE-CZ-NH1	8.05	124.32	120.30
1	9r	82	ARG	NE-CZ-NH1	8.05	124.32	120.30
1	ak	32	PHE	CB-CG-CD1	-8.05	115.17	120.80
1	hp	133	TRP	CB-CG-CD2	8.05	137.06	126.60
1	3c	162	ARG	NE-CZ-NH1	8.05	124.32	120.30
1	3F	169	TYR	CB-CG-CD1	-8.05	116.17	121.00
1	5t	143	ARG	NH1-CZ-NH2	-8.05	110.55	119.40
1	ex	162	ARG	NE-CZ-NH2	-8.05	116.28	120.30

Continued on next page...

Continued from previous page...

Mol	Chain	Res	Type	Atoms	Z	Observed(°)	Ideal(°)
1	6k	132	ARG	NE-CZ-NH1	8.05	124.32	120.30
1	6B	164	TYR	CB-CG-CD1	-8.05	116.17	121.00
1	bv	145	TYR	CB-CG-CD2	-8.05	116.17	121.00
1	d4	217	ALA	N-CA-CB	8.05	121.36	110.10
1	dB	162	ARG	NE-CZ-NH2	-8.05	116.28	120.30
1	fJ	163	ASP	CB-CG-OD1	-8.05	111.06	118.30
1	a	162	ARG	NE-CZ-NH1	8.05	124.32	120.30
1	p	167	ARG	NE-CZ-NH1	8.05	124.32	120.30
1	jy	10	MET	CB-CA-C	8.04	126.49	110.40
1	kB	144	MET	CG-SD-CE	-8.04	87.33	100.20
1	3i	132	ARG	NE-CZ-NH2	-8.04	116.28	120.30
1	3R	229	ARG	NE-CZ-NH2	-8.05	116.28	120.30
1	5A	133	TRP	CB-CG-CD1	8.05	137.46	127.00
1	86	19	THR	CA-CB-CG2	8.05	123.66	112.40
1	cK	229	ARG	NE-CZ-NH1	8.05	124.32	120.30
1	3S	145	TYR	CB-CG-CD2	-8.04	116.17	121.00
1	54	167	ARG	NE-CZ-NH1	8.04	124.32	120.30
1	6g	28	GLU	OE1-CD-OE2	-8.04	113.65	123.30
1	7D	100	ARG	NE-CZ-NH2	-8.04	116.28	120.30
1	9E	51	ASP	CB-CG-OD1	8.04	125.54	118.30
1	b8	97	ARG	NE-CZ-NH2	-8.05	116.28	120.30
1	ck	167	ARG	NE-CZ-NH2	-8.04	116.28	120.30
1	dk	154	ARG	NH1-CZ-NH2	-8.04	110.55	119.40
1	w	161	PHE	CB-CG-CD2	8.04	126.43	120.80
1	gf	194	ALA	N-CA-CB	8.04	121.36	110.10
1	gE	18	ARG	NE-CZ-NH1	8.04	124.32	120.30
1	kL	184	TRP	CB-CG-CD1	-8.04	116.55	127.00
1	l0	154	ARG	NE-CZ-NH1	8.04	124.32	120.30
1	lr	169	TYR	CZ-CE2-CD2	-8.04	112.56	119.80
1	6c	48	THR	CA-CB-CG2	-8.04	101.14	112.40
1	7U	213	GLU	OE1-CD-OE2	-8.04	113.65	123.30
1	a0	197	ASP	CB-CG-OD1	-8.04	111.06	118.30
1	dS	229	ARG	NE-CZ-NH2	-8.04	116.28	120.30
1	o	143	ARG	NE-CZ-NH2	8.04	124.32	120.30
1	10	173	ARG	NE-CZ-NH1	8.04	124.32	120.30
1	b5	130	TYR	CB-CG-CD2	8.04	125.83	121.00
1	cy	169	TYR	CB-CG-CD1	-8.04	116.18	121.00
1	fa	23	TRP	CB-CG-CD1	-8.04	116.55	127.00
1	fQ	168	PHE	CB-CG-CD2	8.04	126.43	120.80
1	0	161	PHE	CB-CG-CD2	-8.04	115.17	120.80
1	c8	82	ARG	NE-CZ-NH1	8.04	124.32	120.30
1	cS	162	ARG	NH1-CZ-NH2	-8.04	110.56	119.40

Continued on next page...

Continued from previous page...

Mol	Chain	Res	Type	Atoms	Z	Observed(°)	Ideal(°)
1	fS	143	ARG	NE-CZ-NH1	8.04	124.32	120.30
1	gA	229	ARG	NE-CZ-NH1	8.04	124.32	120.30
1	gW	82	ARG	NE-CZ-NH1	8.04	124.32	120.30
1	h3	145	TYR	CZ-CE2-CD2	-8.04	112.56	119.80
1	2H	82	ARG	NE-CZ-NH1	8.04	124.32	120.30
1	45	167	ARG	NE-CZ-NH1	8.04	124.32	120.30
1	81	130	TYR	CB-CG-CD1	8.04	125.82	121.00
1	eo	23	TRP	CB-CG-CD2	8.04	137.05	126.60
1	2o	149	SER	O-C-N	-8.04	109.84	122.70
1	4x	169	TYR	CB-CG-CD2	8.04	125.82	121.00
1	6C	229	ARG	NE-CZ-NH2	-8.04	116.28	120.30
1	7x	154	ARG	NE-CZ-NH2	-8.04	116.28	120.30
1	9z	133	TRP	CB-CG-CD1	8.04	137.45	127.00
1	bC	10	MET	CG-SD-CE	-8.04	87.34	100.20
1	cp	169	TYR	CB-CG-CD1	-8.04	116.18	121.00
1	eR	229	ARG	NE-CZ-NH1	8.04	124.32	120.30
1	fS	103	ASP	CB-CG-OD2	8.04	125.53	118.30
1	l9	40	PHE	CB-CG-CD1	8.04	126.42	120.80
1	90	132	ARG	NE-CZ-NH2	-8.04	116.28	120.30
1	a6	97	ARG	NH1-CZ-NH2	-8.04	110.56	119.40
1	af	167	ARG	NH1-CZ-NH2	-8.04	110.56	119.40
1	lo	103	ASP	CB-CG-OD1	8.04	125.53	118.30
1	fU	167	ARG	NE-CZ-NH1	8.04	124.32	120.30
1	gu	169	TYR	CG-CD1-CE1	-8.03	114.88	121.30
1	lz	81	ASP	CB-CG-OD1	-8.03	111.07	118.30
1	36	82	ARG	NH1-CZ-NH2	-8.03	110.56	119.40
1	4g	154	ARG	NE-CZ-NH2	-8.03	116.28	120.30
1	an	81	ASP	CB-CG-OD2	8.03	125.53	118.30
1	bF	27	VAL	CG1-CB-CG2	-8.03	98.05	110.90
1	c7	229	ARG	NE-CZ-NH2	-8.03	116.28	120.30
1	6	100	ARG	NE-CZ-NH2	-8.03	116.28	120.30
1	df	130	TYR	CG-CD1-CE1	-8.03	114.88	121.30
1	hT	169	TYR	CZ-CE2-CD2	-8.03	112.57	119.80
1	hU	132	ARG	NE-CZ-NH1	8.03	124.31	120.30
1	kr	161	PHE	CB-CG-CD1	-8.03	115.18	120.80
1	2G	68	MET	CG-SD-CE	-8.03	87.35	100.20
1	i8	152	ASP	CB-CG-OD2	8.03	125.53	118.30
1	4d	82	ARG	NE-CZ-NH2	-8.03	116.29	120.30
1	5W	161	PHE	CB-CG-CD2	8.03	126.42	120.80
1	6l	80	TRP	CD1-CG-CD2	8.03	112.72	106.30
1	6s	143	ARG	NH1-CZ-NH2	-8.03	110.57	119.40
1	8a	152	ASP	CB-CG-OD1	8.03	125.53	118.30

Continued on next page...

Continued from previous page...

Mol	Chain	Res	Type	Atoms	Z	Observed(°)	Ideal(°)
1	92	173	ARG	NE-CZ-NH2	-8.03	116.28	120.30
1	bR	130	TYR	CB-CG-CD1	8.03	125.82	121.00
1	ff	162	ARG	NE-CZ-NH1	8.03	124.31	120.30
1	dk	215	MET	CG-SD-CE	-8.03	87.36	100.20
1	eW	130	TYR	CB-CG-CD1	-8.03	116.18	121.00
1	5f	144	MET	CG-SD-CE	-8.03	87.36	100.20
1	it	145	TYR	CB-CG-CD1	8.03	125.81	121.00
1	iv	97	ARG	NE-CZ-NH1	8.03	124.31	120.30
1	ix	229	ARG	NE-CZ-NH1	8.03	124.31	120.30
1	jU	168	PHE	CB-CG-CD1	-8.03	115.18	120.80
1	4Z	81	ASP	CB-CG-OD1	8.03	125.52	118.30
1	64	168	PHE	CB-CG-CD1	-8.03	115.18	120.80
1	8b	47	ALA	N-CA-CB	-8.03	98.86	110.10
1	a1	130	TYR	CB-CG-CD1	8.03	125.82	121.00
1	1A	66	MET	CG-SD-CE	-8.03	87.36	100.20
1	64	143	ARG	NH1-CZ-NH2	-8.03	110.57	119.40
1	7c	18	ARG	NH1-CZ-NH2	-8.03	110.57	119.40
1	9X	97	ARG	NE-CZ-NH1	8.03	124.31	120.30
1	bb	173	ARG	NE-CZ-NH1	8.03	124.31	120.30
1	bZ	164	TYR	CB-CG-CD1	-8.03	116.19	121.00
1	g4	119	THR	CA-CB-CG2	-8.03	101.17	112.40
1	u	167	ARG	NH1-CZ-NH2	-8.03	110.57	119.40
1	9	82	ARG	NE-CZ-NH1	8.03	124.31	120.30
1	4B	229	ARG	NE-CZ-NH1	8.02	124.31	120.30
1	9d	18	ARG	NE-CZ-NH2	8.02	124.31	120.30
1	aa	163	ASP	CB-CG-OD1	8.02	125.52	118.30
1	ar	18	ARG	NE-CZ-NH2	-8.02	116.29	120.30
1	bH	143	ARG	NE-CZ-NH2	-8.02	116.29	120.30
1	c0	130	TYR	CB-CG-CD1	-8.02	116.19	121.00
1	hC	173	ARG	NE-CZ-NH2	-8.02	116.29	120.30
1	2q	18	ARG	NE-CZ-NH1	8.02	124.31	120.30
1	3X	97	ARG	NE-CZ-NH2	-8.02	116.29	120.30
1	6l	229	ARG	NE-CZ-NH1	8.02	124.31	120.30
1	75	197	ASP	CB-CG-OD1	-8.02	111.08	118.30
1	8y	154	ARG	NE-CZ-NH1	-8.02	116.29	120.30
1	bo	55	MET	CG-SD-CE	-8.02	87.36	100.20
1	cX	154	ARG	NE-CZ-NH1	8.02	124.31	120.30
1	1p	132	ARG	NE-CZ-NH2	-8.02	116.29	120.30
1	v	130	TYR	CB-CG-CD1	-8.02	116.19	121.00
1	cs	167	ARG	NE-CZ-NH2	-8.02	116.29	120.30
1	gH	229	ARG	NE-CZ-NH1	8.02	124.31	120.30
1	gK	164	TYR	CB-CG-CD1	-8.02	116.19	121.00

Continued on next page...

Continued from previous page...

Mol	Chain	Res	Type	Atoms	Z	Observed(°)	Ideal(°)
1	hk	132	ARG	NH1-CZ-NH2	-8.02	110.58	119.40
1	kc	97	ARG	NE-CZ-NH2	-8.02	116.29	120.30
1	6f	167	ARG	NH1-CZ-NH2	-8.02	110.58	119.40
1	8F	163	ASP	CB-CG-OD2	8.02	125.52	118.30
1	eY	130	TYR	CB-CG-CD1	-8.02	116.19	121.00
1	kS	100	ARG	NE-CZ-NH2	-8.02	116.29	120.30
1	2j	173	ARG	NE-CZ-NH2	-8.02	116.29	120.30
1	3d	169	TYR	CB-CG-CD1	-8.02	116.19	121.00
1	4w	97	ARG	NE-CZ-NH1	-8.02	116.29	120.30
1	7a	10	MET	CG-SD-CE	-8.02	87.37	100.20
1	8k	173	ARG	NE-CZ-NH2	-8.02	116.29	120.30
1	b8	10	MET	CG-SD-CE	-8.02	87.37	100.20
1	hc	130	TYR	CB-CG-CD1	8.02	125.81	121.00
1	ih	164	TYR	CB-CG-CD1	8.02	125.81	121.00
1	gA	97	ARG	NE-CZ-NH1	8.02	124.31	120.30
1	hr	130	TYR	CB-CG-CD1	8.02	125.81	121.00
1	ip	100	ARG	NE-CZ-NH1	8.02	124.31	120.30
1	iW	154	ARG	NH1-CZ-NH2	-8.02	110.58	119.40
1	au	29	GLU	OE1-CD-OE2	-8.02	113.68	123.30
1	bk	167	ARG	NE-CZ-NH2	-8.02	116.29	120.30
1	m	81	ASP	CB-CG-OD2	8.02	125.52	118.30
1	5c	167	ARG	NE-CZ-NH1	8.02	124.31	120.30
1	6q	97	ARG	NE-CZ-NH2	-8.02	116.29	120.30
1	aF	100	ARG	NE-CZ-NH2	-8.02	116.29	120.30
1	eg	172	LEU	CB-CG-CD1	8.02	124.62	111.00
1	g9	166	ASP	CB-CG-OD1	-8.01	111.09	118.30
1	1N	143	ARG	NE-CZ-NH2	-8.01	116.29	120.30
1	8g	213	GLU	OE1-CD-OE2	-8.01	113.68	123.30
1	ap	6	LEU	CB-CG-CD2	8.01	124.62	111.00
1	e4	161	PHE	CB-CG-CD1	-8.01	115.19	120.80
1	hH	100	ARG	NE-CZ-NH1	-8.01	116.29	120.30
1	20	40	PHE	CB-CG-CD1	-8.01	115.19	120.80
1	kh	185	MET	CG-SD-CE	-8.01	87.38	100.20
1	lv	97	ARG	NE-CZ-NH2	8.01	124.31	120.30
1	kF	169	TYR	CB-CG-CD1	-8.01	116.19	121.00
1	lM	229	ARG	NH1-CZ-NH2	-8.01	110.59	119.40
1	4G	18	ARG	NE-CZ-NH1	8.01	124.31	120.30
1	6A	97	ARG	NH1-CZ-NH2	-8.01	110.58	119.40
1	8H	176	GLN	C-N-CA	8.01	141.73	121.70
1	c3	96	MET	CG-SD-CE	-8.01	87.38	100.20
1	ej	229	ARG	NE-CZ-NH2	-8.01	116.29	120.30
1	fE	97	ARG	NE-CZ-NH1	8.01	124.31	120.30

Continued on next page...

Continued from previous page...

Mol	Chain	Res	Type	Atoms	Z	Observed(°)	Ideal(°)
1	s	173	ARG	NH1-CZ-NH2	-8.01	110.58	119.40
1	ie	168	PHE	CB-CG-CD2	-8.01	115.19	120.80
1	gy	108	THR	CA-CB-CG2	-8.01	101.19	112.40
1	iQ	185	MET	CG-SD-CE	-8.01	87.38	100.20
1	kk	169	TYR	CD1-CE1-CZ	8.01	127.01	119.80
1	5g	40	PHE	CB-CG-CD2	-8.01	115.19	120.80
1	7q	23	TRP	CB-CG-CD1	-8.01	116.59	127.00
1	8k	22	ALA	N-CA-CB	-8.01	98.89	110.10
1	fr	168	PHE	CB-CG-CD1	8.01	126.41	120.80
1	kz	100	ARG	NE-CZ-NH2	-8.01	116.30	120.30
1	5n	173	ARG	NH1-CZ-NH2	-8.01	110.59	119.40
1	eI	168	PHE	CB-CG-CD2	-8.01	115.19	120.80
1	fd	173	ARG	NE-CZ-NH2	-8.01	116.30	120.30
1	gw	130	TYR	CB-CG-CD1	8.01	125.80	121.00
1	k8	42	ALA	N-CA-CB	-8.01	98.89	110.10
1	ki	103	ASP	CB-CG-OD1	8.01	125.51	118.30
1	5k	132	ARG	NE-CZ-NH1	8.01	124.30	120.30
1	5D	82	ARG	NE-CZ-NH1	8.01	124.30	120.30
1	dy	55	MET	CG-SD-CE	-8.01	87.39	100.20
1	e7	132	ARG	NH1-CZ-NH2	-8.01	110.59	119.40
1	fM	154	ARG	NE-CZ-NH1	8.01	124.30	120.30
1	1N	10	MET	CG-SD-CE	-8.01	87.39	100.20
1	iM	133	TRP	CB-CG-CD2	-8.01	116.19	126.60
1	k6	40	PHE	CB-CG-CD2	8.01	126.40	120.80
1	lC	146	SER	N-CA-CB	8.01	122.51	110.50
1	3D	154	ARG	NE-CZ-NH2	-8.01	116.30	120.30
1	4I	87	HIS	N-CA-CB	8.01	125.01	110.60
1	5q	100	ARG	NE-CZ-NH1	8.01	124.30	120.30
1	6g	130	TYR	CB-CG-CD2	-8.01	116.20	121.00
1	6B	82	ARG	NH1-CZ-NH2	-8.01	110.59	119.40
1	ab	145	TYR	CG-CD2-CE2	8.01	127.70	121.30
1	bd	204	ALA	CB-CA-C	-8.01	98.09	110.10
1	lA	169	TYR	CG-CD2-CE2	-8.00	114.90	121.30
1	5Q	18	ARG	NE-CZ-NH1	8.00	124.30	120.30
1	6F	40	PHE	CB-CG-CD2	8.00	126.40	120.80
1	al	145	TYR	CB-CG-CD1	8.00	125.80	121.00
1	aI	32	PHE	CB-CG-CD1	-8.00	115.20	120.80
1	aZ	18	ARG	NE-CZ-NH1	8.00	124.30	120.30
1	bt	197	ASP	CB-CG-OD1	8.00	125.50	118.30
1	dV	154	ARG	NE-CZ-NH2	-8.00	116.30	120.30
1	fL	162	ARG	NE-CZ-NH1	8.00	124.30	120.30
1	g6	229	ARG	NE-CZ-NH1	-8.00	116.30	120.30

Continued on next page...

Continued from previous page...

Mol	Chain	Res	Type	Atoms	Z	Observed(°)	Ideal(°)
1	gX	130	TYR	CB-CG-CD2	-8.00	116.20	121.00
1	k6	152	ASP	CB-CG-OD1	-8.00	111.10	118.30
1	ks	40	PHE	CB-CG-CD2	8.00	126.40	120.80
1	22	154	ARG	NE-CZ-NH2	8.00	124.30	120.30
1	lf	168	PHE	CB-CG-CD1	-8.00	115.20	120.80
1	lq	229	ARG	NE-CZ-NH2	-8.00	116.30	120.30
1	46	154	ARG	NE-CZ-NH1	8.00	124.30	120.30
1	90	81	ASP	CB-CG-OD1	8.00	125.50	118.30
1	bo	215	MET	CG-SD-CE	-8.00	87.40	100.20
1	cw	161	PHE	CB-CG-CD1	-8.00	115.20	120.80
1	y	55	MET	CG-SD-CE	-8.00	87.40	100.20
1	gk	197	ASP	CB-CG-OD1	8.00	125.50	118.30
1	iK	164	TYR	CB-CG-CD2	8.00	125.80	121.00
1	l7	164	TYR	CB-CG-CD1	-8.00	116.20	121.00
1	lc	100	ARG	NH1-CZ-NH2	-8.00	110.60	119.40
1	ld	18	ARG	NE-CZ-NH2	-8.00	116.30	120.30
1	lx	173	ARG	NE-CZ-NH2	8.00	124.30	120.30
1	2B	143	ARG	NE-CZ-NH1	8.00	124.30	120.30
1	a7	161	PHE	CB-CG-CD1	-8.00	115.20	120.80
1	bC	100	ARG	NE-CZ-NH2	-8.00	116.30	120.30
1	1h	152	ASP	CB-CG-OD1	8.00	125.50	118.30
1	ds	97	ARG	NE-CZ-NH1	8.00	124.30	120.30
1	ei	18	ARG	NE-CZ-NH1	8.00	124.30	120.30
1	1B	229	ARG	NE-CZ-NH1	8.00	124.30	120.30
1	k	143	ARG	NE-CZ-NH1	8.00	124.30	120.30
1	k5	161	PHE	CB-CG-CD1	-8.00	115.20	120.80
1	46	167	ARG	NE-CZ-NH1	8.00	124.30	120.30
1	5t	143	ARG	NE-CZ-NH2	-8.00	116.30	120.30
1	aC	229	ARG	NE-CZ-NH1	8.00	124.30	120.30
1	bp	168	PHE	CB-CG-CD1	8.00	126.40	120.80
1	bG	18	ARG	NE-CZ-NH1	8.00	124.30	120.30
1	c4	108	THR	CA-CB-CG2	-8.00	101.20	112.40
1	dS	169	TYR	CB-CG-CD2	-8.00	116.20	121.00
1	bT	18	ARG	NE-CZ-NH2	8.00	124.30	120.30
1	dg	173	ARG	NE-CZ-NH1	8.00	124.30	120.30
1	eW	173	ARG	NH1-CZ-NH2	-8.00	110.61	119.40
1	iK	164	TYR	CG-CD1-CE1	-7.99	114.91	121.30
1	kx	214	MET	CG-SD-CE	-7.99	87.41	100.20
1	75	177	ALA	N-CA-CB	7.99	121.29	110.10
1	7B	18	ARG	NE-CZ-NH1	7.99	124.30	120.30
1	ah	96	MET	CG-SD-CE	-7.99	87.41	100.20
1	bz	145	TYR	CG-CD1-CE1	-7.99	114.91	121.30

Continued on next page...

Continued from previous page...

Mol	Chain	Res	Type	Atoms	Z	Observed(°)	Ideal(°)
1	0	169	TYR	CB-CG-CD2	7.99	125.80	121.00
1	ii	173	ARG	NH1-CZ-NH2	-7.99	110.61	119.40
1	38	168	PHE	CB-CG-CD2	-7.99	115.20	120.80
1	3o	164	TYR	CB-CG-CD1	7.99	125.80	121.00
1	aB	164	TYR	CB-CG-CD2	-7.99	116.20	121.00
1	dh	169	TYR	CB-CG-CD2	-7.99	116.20	121.00
1	gj	55	MET	CG-SD-CE	-7.99	87.42	100.20
1	1P	32	PHE	CB-CG-CD1	7.99	126.39	120.80
1	k5	191	VAL	CA-CB-CG2	7.99	122.89	110.90
1	32	143	ARG	NE-CZ-NH1	7.99	124.30	120.30
1	4c	167	ARG	NE-CZ-NH1	7.99	124.30	120.30
1	5S	173	ARG	NE-CZ-NH2	-7.99	116.30	120.30
1	8U	40	PHE	CB-CG-CD1	-7.99	115.21	120.80
1	8U	168	PHE	CB-CG-CD1	-7.99	115.21	120.80
1	9U	28	GLU	OE1-CD-OE2	-7.99	113.71	123.30
1	eY	167	ARG	NE-CZ-NH1	7.99	124.30	120.30
1	j1	118	MET	CG-SD-CE	-7.99	87.42	100.20
1	jE	164	TYR	CB-CG-CD1	-7.99	116.21	121.00
1	9e	229	ARG	NH1-CZ-NH2	-7.99	110.61	119.40
1	9G	169	TYR	CB-CG-CD2	7.99	125.79	121.00
1	bx	38	PRO	N-CA-CB	7.99	112.89	103.30
1	1b	51	ASP	CB-CG-OD1	-7.99	111.11	118.30
1	bZ	81	ASP	CB-CG-OD2	-7.99	111.11	118.30
1	cv	152	ASP	CB-CG-OD1	-7.99	111.11	118.30
1	dh	185	MET	CG-SD-CE	-7.99	87.42	100.20
1	dQ	82	ARG	NE-CZ-NH2	7.99	124.29	120.30
1	gl	164	TYR	CB-CG-CD1	-7.99	116.21	121.00
1	2G	82	ARG	NE-CZ-NH1	7.99	124.29	120.30
1	3r	218	CYS	N-CA-CB	7.99	124.97	110.60
1	49	163	ASP	CB-CG-OD1	-7.99	111.11	118.30
1	at	82	ARG	NE-CZ-NH2	-7.99	116.31	120.30
1	1h	18	ARG	NE-CZ-NH1	7.99	124.29	120.30
1	eO	132	ARG	NE-CZ-NH2	-7.99	116.31	120.30
1	hB	168	PHE	CB-CG-CD2	7.98	126.39	120.80
1	2P	197	ASP	CB-CG-OD1	7.98	125.49	118.30
1	3a	229	ARG	NE-CZ-NH2	7.98	124.29	120.30
1	9B	117	TRP	CD1-NE1-CE2	7.98	116.19	109.00
1	e2	167	ARG	NE-CZ-NH1	7.98	124.29	120.30
1	f0	154	ARG	NE-CZ-NH1	7.98	124.29	120.30
1	h0	100	ARG	NE-CZ-NH2	-7.98	116.31	120.30
1	hr	168	PHE	CG-CD1-CE1	-7.98	112.02	120.80
1	hw	164	TYR	CB-CG-CD2	-7.98	116.21	121.00

Continued on next page...

Continued from previous page...

Mol	Chain	Res	Type	Atoms	Z	Observed(°)	Ideal(°)
1	iP	163	ASP	CB-CG-OD1	7.98	125.48	118.30
1	2y	229	ARG	NE-CZ-NH1	7.98	124.29	120.30
1	3l	145	TYR	CB-CG-CD2	7.98	125.79	121.00
1	4i	162	ARG	NE-CZ-NH1	7.98	124.29	120.30
1	4t	143	ARG	NE-CZ-NH1	7.98	124.29	120.30
1	54	51	ASP	CB-CG-OD1	7.98	125.48	118.30
1	83	132	ARG	NE-CZ-NH1	7.98	124.29	120.30
1	9M	132	ARG	NE-CZ-NH1	7.98	124.29	120.30
1	h2	229	ARG	NE-CZ-NH2	7.98	124.29	120.30
1	jr	82	ARG	NE-CZ-NH2	-7.98	116.31	120.30
1	4Y	173	ARG	NE-CZ-NH1	7.98	124.29	120.30
1	5K	214	MET	CA-CB-CG	7.98	126.86	113.30
1	9g	167	ARG	NH1-CZ-NH2	-7.98	110.62	119.40
1	9G	39	MET	CG-SD-CE	-7.98	87.43	100.20
1	fr	100	ARG	NE-CZ-NH1	-7.98	116.31	120.30
1	hy	162	ARG	NE-CZ-NH1	7.98	124.29	120.30
1	bY	132	ARG	NE-CZ-NH2	7.98	124.29	120.30
1	g2	154	ARG	NE-CZ-NH1	7.98	124.29	120.30
1	kt	229	ARG	NE-CZ-NH1	7.98	124.29	120.30
1	ln	162	ARG	NE-CZ-NH1	7.98	124.29	120.30
1	lQ	173	ARG	NE-CZ-NH1	7.98	124.29	120.30
1	2f	159	GLU	OE1-CD-OE2	-7.98	113.73	123.30
1	4s	173	ARG	NE-CZ-NH1	7.98	124.29	120.30
1	5l	100	ARG	NE-CZ-NH1	7.98	124.29	120.30
1	5r	229	ARG	NE-CZ-NH1	7.98	124.29	120.30
1	6n	51	ASP	CB-CG-OD1	7.98	125.48	118.30
1	dO	11	VAL	CA-CB-CG1	7.98	122.87	110.90
1	gr	229	ARG	NH1-CZ-NH2	-7.97	110.63	119.40
1	gG	229	ARG	NE-CZ-NH2	7.97	124.29	120.30
1	gH	143	ARG	NE-CZ-NH2	-7.97	116.31	120.30
1	gL	97	ARG	NE-CZ-NH2	-7.97	116.31	120.30
1	kk	161	PHE	CG-CD2-CE2	7.97	129.57	120.80
1	ly	133	TRP	CB-CG-CD2	-7.97	116.23	126.60
1	4w	132	ARG	NE-CZ-NH1	7.97	124.29	120.30
1	6Y	18	ARG	NE-CZ-NH1	7.97	124.29	120.30
1	7G	167	ARG	NE-CZ-NH1	7.97	124.29	120.30
1	9J	100	ARG	NE-CZ-NH1	7.97	124.29	120.30
1	dh	63	GLN	O-C-N	-7.97	109.94	122.70
1	eA	152	ASP	CB-CG-OD1	7.97	125.48	118.30
1	fa	166	ASP	CB-CG-OD1	-7.97	111.12	118.30
1	U	167	ARG	NE-CZ-NH1	7.97	124.29	120.30
1	jc	82	ARG	NE-CZ-NH1	7.97	124.29	120.30

Continued on next page...

Continued from previous page...

Mol	Chain	Res	Type	Atoms	Z	Observed(°)	Ideal(°)
1	kS	97	ARG	NH1-CZ-NH2	-7.97	110.63	119.40
1	lA	154	ARG	NE-CZ-NH1	7.97	124.29	120.30
1	la	82	ARG	NE-CZ-NH2	-7.97	116.31	120.30
1	fK	82	ARG	NE-CZ-NH2	-7.97	116.31	120.30
1	c	103	ASP	CB-CG-OD1	7.97	125.47	118.30
1	kM	130	TYR	CB-CG-CD2	-7.97	116.22	121.00
1	47	154	ARG	NH1-CZ-NH2	-7.97	110.63	119.40
1	hx	162	ARG	NE-CZ-NH2	-7.97	116.31	120.30
1	25	132	ARG	NE-CZ-NH1	7.97	124.28	120.30
1	4c	81	ASP	CB-CG-OD2	-7.97	111.13	118.30
1	8o	169	TYR	CB-CG-CD2	-7.97	116.22	121.00
1	ae	197	ASP	CB-CG-OD1	7.97	125.47	118.30
1	ci	145	TYR	CB-CG-CD1	-7.97	116.22	121.00
1	i1	39	MET	CG-SD-CE	-7.97	87.45	100.20
1	4q	82	ARG	NE-CZ-NH1	7.97	124.28	120.30
1	8T	148	THR	CA-CB-CG2	-7.97	101.25	112.40
1	aA	229	ARG	NE-CZ-NH2	-7.97	116.32	120.30
1	hA	97	ARG	NE-CZ-NH1	7.97	124.28	120.30
1	lJ	143	ARG	NH1-CZ-NH2	-7.97	110.64	119.40
1	2B	162	ARG	NE-CZ-NH2	-7.97	116.32	120.30
1	6r	162	ARG	NE-CZ-NH2	-7.97	116.32	120.30
1	7j	167	ARG	NE-CZ-NH1	7.97	124.28	120.30
1	8R	162	ARG	NE-CZ-NH2	-7.97	116.32	120.30
1	9V	143	ARG	NE-CZ-NH1	7.97	124.28	120.30
1	aC	32	PHE	CB-CG-CD2	7.97	126.38	120.80
1	aL	18	ARG	NE-CZ-NH1	7.97	124.28	120.30
1	n	82	ARG	NE-CZ-NH2	-7.97	116.32	120.30
1	K	154	ARG	NE-CZ-NH1	7.97	124.28	120.30
1	gL	18	ARG	NE-CZ-NH1	7.96	124.28	120.30
1	gW	143	ARG	NE-CZ-NH2	-7.96	116.32	120.30
1	hS	40	PHE	CB-CG-CD2	7.96	126.38	120.80
1	k8	162	ARG	NE-CZ-NH1	7.96	124.28	120.30
1	2f	26	VAL	CG1-CB-CG2	-7.96	98.16	110.90
1	2X	167	ARG	NE-CZ-NH1	7.96	124.28	120.30
1	3F	51	ASP	CB-CG-OD1	7.96	125.47	118.30
1	5m	100	ARG	NH1-CZ-NH2	-7.96	110.64	119.40
1	5s	217	ALA	N-CA-CB	-7.96	98.95	110.10
1	8P	40	PHE	CB-CG-CD2	-7.96	115.22	120.80
1	bW	130	TYR	CB-CG-CD1	7.96	125.78	121.00
1	dt	28	GLU	OE1-CD-OE2	-7.96	113.74	123.30
1	dt	56	LEU	CB-CG-CD1	-7.96	97.46	111.00
1	D	145	TYR	CB-CG-CD1	7.96	125.78	121.00

Continued on next page...

Continued from previous page...

Mol	Chain	Res	Type	Atoms	Z	Observed(°)	Ideal(°)
1	E	162	ARG	NE-CZ-NH1	-7.96	116.32	120.30
1	3Z	32	PHE	CB-CG-CD1	7.96	126.37	120.80
1	8b	100	ARG	NE-CZ-NH2	-7.96	116.32	120.30
1	dN	82	ARG	NE-CZ-NH1	7.96	124.28	120.30
1	1U	164	TYR	CG-CD2-CE2	7.96	127.67	121.30
1	3m	65	ALA	CB-CA-C	-7.96	98.16	110.10
1	40	173	ARG	NH1-CZ-NH2	-7.96	110.64	119.40
1	4t	162	ARG	NE-CZ-NH2	-7.96	116.32	120.30
1	7e	162	ARG	NE-CZ-NH1	7.96	124.28	120.30
1	7t	229	ARG	NE-CZ-NH1	7.96	124.28	120.30
1	7J	162	ARG	NE-CZ-NH2	-7.96	116.32	120.30
1	8P	97	ARG	NE-CZ-NH2	-7.96	116.32	120.30
1	i4	162	ARG	NE-CZ-NH2	7.96	124.28	120.30
1	k4	100	ARG	NE-CZ-NH2	-7.96	116.32	120.30
1	lz	229	ARG	NE-CZ-NH1	7.96	124.28	120.30
1	6t	184	TRP	CB-CG-CD1	-7.96	116.65	127.00
1	a4	18	ARG	NH1-CZ-NH2	-7.96	110.64	119.40
1	bP	130	TYR	CB-CG-CD1	7.96	125.78	121.00
1	z	39	MET	CG-SD-CE	-7.96	87.46	100.20
1	hO	229	ARG	NE-CZ-NH1	7.96	124.28	120.30
1	ik	130	TYR	CB-CG-CD2	7.96	125.78	121.00
1	26	154	ARG	NE-CZ-NH1	7.96	124.28	120.30
1	lg	168	PHE	CB-CG-CD2	7.96	126.37	120.80
1	27	18	ARG	NE-CZ-NH1	7.96	124.28	120.30
1	lN	96	MET	CG-SD-CE	-7.96	87.47	100.20
1	3j	145	TYR	CB-CG-CD2	7.96	125.78	121.00
1	4i	154	ARG	NE-CZ-NH1	7.96	124.28	120.30
1	4I	132	ARG	NE-CZ-NH1	7.96	124.28	120.30
1	5h	97	ARG	NE-CZ-NH1	7.96	124.28	120.30
1	cr	185	MET	CG-SD-CE	-7.96	87.47	100.20
1	h7	167	ARG	NE-CZ-NH1	7.96	124.28	120.30
1	lu	97	ARG	NE-CZ-NH2	-7.96	116.32	120.30
1	3u	207	PRO	N-CA-CB	-7.96	93.75	103.30
1	4G	164	TYR	CB-CG-CD1	-7.96	116.23	121.00
1	67	152	ASP	CB-CG-OD1	-7.96	111.14	118.30
1	cm	82	ARG	NE-CZ-NH2	-7.96	116.32	120.30
1	fM	132	ARG	NE-CZ-NH1	7.96	124.28	120.30
1	fT	162	ARG	NE-CZ-NH2	-7.96	116.32	120.30
1	jZ	169	TYR	CB-CG-CD2	-7.96	116.23	121.00
1	3Z	162	ARG	NE-CZ-NH1	7.96	124.28	120.30
1	j3	173	ARG	NE-CZ-NH1	7.95	124.28	120.30
1	4c	143	ARG	NE-CZ-NH2	-7.95	116.32	120.30

Continued on next page...

Continued from previous page...

Mol	Chain	Res	Type	Atoms	Z	Observed(°)	Ideal(°)
1	5n	229	ARG	NE-CZ-NH2	-7.95	116.32	120.30
1	6o	40	PHE	CB-CG-CD1	-7.95	115.23	120.80
1	1E	164	TYR	CB-CG-CD1	-7.95	116.23	121.00
1	jO	145	TYR	CB-CG-CD2	-7.95	116.23	121.00
1	5P	130	TYR	CB-CG-CD1	-7.95	116.23	121.00
1	cU	229	ARG	NE-CZ-NH2	7.95	124.28	120.30
1	g7	229	ARG	NH1-CZ-NH2	-7.95	110.65	119.40
1	hD	144	MET	CG-SD-CE	-7.95	87.48	100.20
1	7W	40	PHE	CB-CG-CD2	-7.95	115.23	120.80
1	h2	132	ARG	NE-CZ-NH2	-7.95	116.33	120.30
1	hV	97	ARG	NE-CZ-NH1	7.95	124.27	120.30
1	iG	173	ARG	NE-CZ-NH1	7.95	124.27	120.30
1	2a	100	ARG	NE-CZ-NH1	7.95	124.27	120.30
1	5f	82	ARG	NE-CZ-NH1	7.95	124.27	120.30
1	5O	167	ARG	NE-CZ-NH1	7.95	124.27	120.30
1	6v	18	ARG	NE-CZ-NH2	-7.95	116.33	120.30
1	7s	163	ASP	CB-CG-OD1	7.95	125.45	118.30
1	an	169	TYR	CB-CG-CD1	-7.95	116.23	121.00
1	c3	146	SER	N-CA-CB	7.95	122.42	110.50
1	c6	18	ARG	NH1-CZ-NH2	-7.95	110.66	119.40
1	dc	23	TRP	CB-CG-CD1	-7.95	116.67	127.00
1	lj	100	ARG	NE-CZ-NH1	-7.95	116.33	120.30
1	dK	81	ASP	CB-CG-OD2	-7.95	111.15	118.30
1	ge	162	ARG	NE-CZ-NH1	7.95	124.27	120.30
1	lP	130	TYR	CB-CG-CD2	-7.95	116.23	121.00
1	8j	164	TYR	CB-CG-CD1	7.95	125.77	121.00
1	8r	32	PHE	CB-CG-CD2	7.95	126.36	120.80
1	ah	215	MET	CG-SD-CE	-7.95	87.48	100.20
1	ch	130	TYR	CB-CG-CD1	7.95	125.77	121.00
1	cI	162	ARG	NE-CZ-NH1	7.95	124.27	120.30
1	gh	167	ARG	NH1-CZ-NH2	-7.95	110.66	119.40
1	3h	164	TYR	CG-CD2-CE2	-7.95	114.94	121.30
1	3J	166	ASP	CB-CG-OD1	7.95	125.45	118.30
1	4M	154	ARG	NH1-CZ-NH2	-7.95	110.66	119.40
1	5n	154	ARG	NE-CZ-NH2	-7.95	116.33	120.30
1	66	18	ARG	NE-CZ-NH1	7.95	124.27	120.30
1	6N	154	ARG	NE-CZ-NH1	7.95	124.27	120.30
1	cB	132	ARG	NE-CZ-NH1	-7.95	116.33	120.30
1	cH	68	MET	CG-SD-CE	-7.95	87.49	100.20
1	dL	229	ARG	NH1-CZ-NH2	-7.95	110.66	119.40
1	dN	168	PHE	CB-CG-CD1	-7.95	115.24	120.80
1	dQ	132	ARG	NE-CZ-NH2	7.95	124.27	120.30

Continued on next page...

Continued from previous page...

Mol	Chain	Res	Type	Atoms	Z	Observed(°)	Ideal(°)
1	2U	173	ARG	NE-CZ-NH1	7.94	124.27	120.30
1	4L	103	ASP	CB-CG-OD2	-7.94	111.15	118.30
1	72	164	TYR	CB-CG-CD2	-7.94	116.23	121.00
1	8N	229	ARG	NE-CZ-NH1	7.94	124.27	120.30
1	gS	186	THR	CA-CB-CG2	-7.94	101.28	112.40
1	gW	154	ARG	NE-CZ-NH1	7.94	124.27	120.30
1	i2	197	ASP	CB-CG-OD1	7.94	125.45	118.30
1	6q	168	PHE	CB-CG-CD2	-7.94	115.24	120.80
1	9n	97	ARG	NE-CZ-NH2	-7.94	116.33	120.30
1	dO	143	ARG	NE-CZ-NH1	7.94	124.27	120.30
1	dY	154	ARG	NE-CZ-NH1	7.94	124.27	120.30
1	eu	229	ARG	NE-CZ-NH1	7.94	124.27	120.30
1	fp	164	TYR	CB-CG-CD1	7.94	125.77	121.00
1	je	229	ARG	NE-CZ-NH1	7.94	124.27	120.30
1	kA	32	PHE	CB-CG-CD1	7.94	126.36	120.80
1	lq	130	TYR	CB-CG-CD1	7.94	125.77	121.00
1	9t	145	TYR	CB-CG-CD2	-7.94	116.24	121.00
1	16	161	PHE	CB-CG-CD1	-7.94	115.24	120.80
1	dC	169	TYR	CB-CG-CD1	7.94	125.77	121.00
1	fy	132	ARG	NE-CZ-NH1	7.94	124.27	120.30
1	N	214	MET	CG-SD-CE	-7.94	87.50	100.20
1	T	173	ARG	NE-CZ-NH2	-7.94	116.33	120.30
1	gN	51	ASP	CB-CG-OD1	7.94	125.44	118.30
1	lA	117	TRP	CG-CD2-CE3	7.94	141.04	133.90
1	12	34	PRO	N-CA-CB	-7.94	93.77	103.30
1	eP	96	MET	CG-SD-CE	-7.94	87.50	100.20
1	kn	210	THR	O-C-N	-7.94	110.00	122.70
1	31	100	ARG	NE-CZ-NH2	-7.94	116.33	120.30
1	3q	81	ASP	CB-CG-OD2	7.94	125.44	118.30
1	3X	189	LEU	CB-CG-CD1	-7.94	97.51	111.00
1	5L	162	ARG	NE-CZ-NH1	7.94	124.27	120.30
1	6d	100	ARG	NE-CZ-NH2	7.94	124.27	120.30
1	8p	213	GLU	OE1-CD-OE2	-7.94	113.77	123.30
1	cR	80	TRP	CB-CG-CD2	7.94	136.92	126.60
1	d4	142	VAL	CA-CB-CG1	7.94	122.81	110.90
1	eN	173	ARG	NE-CZ-NH1	7.94	124.27	120.30
1	eT	23	TRP	CZ3-CH2-CZ2	-7.94	112.08	121.60
1	fh	100	ARG	NE-CZ-NH2	-7.94	116.33	120.30
1	fA	32	PHE	CB-CG-CD1	-7.94	115.24	120.80
1	j5	66	MET	CG-SD-CE	-7.94	87.50	100.20
1	gF	168	PHE	CB-CG-CD1	-7.93	115.25	120.80
1	hX	168	PHE	CB-CG-CD1	-7.93	115.25	120.80

Continued on next page...

Continued from previous page...

Mol	Chain	Res	Type	Atoms	Z	Observed(°)	Ideal(°)
1	jP	229	ARG	NE-CZ-NH2	-7.93	116.33	120.30
1	2e	152	ASP	CB-CG-OD2	7.93	125.44	118.30
1	3N	167	ARG	NE-CZ-NH2	7.93	124.27	120.30
1	7A	180	GLU	OE1-CD-OE2	-7.93	113.78	123.30
1	9u	164	TYR	CB-CG-CD2	7.93	125.76	121.00
1	am	97	ARG	NE-CZ-NH2	-7.93	116.33	120.30
1	d5	164	TYR	CD1-CE1-CZ	7.93	126.94	119.80
1	eF	161	PHE	CB-CG-CD2	7.93	126.35	120.80
1	fa	130	TYR	CB-CG-CD2	-7.93	116.24	121.00
1	T	167	ARG	NE-CZ-NH1	7.93	124.27	120.30
1	gV	221	VAL	CA-CB-CG2	7.93	122.80	110.90
1	3n	162	ARG	NE-CZ-NH2	-7.93	116.33	120.30
1	dC	18	ARG	NE-CZ-NH2	7.93	124.27	120.30
1	A	154	ARG	NE-CZ-NH2	7.93	124.27	120.30
1	gd	130	TYR	CB-CG-CD1	7.93	125.76	121.00
1	lo	164	TYR	CB-CG-CD2	-7.93	116.24	121.00
1	aM	184	TRP	CB-CG-CD1	-7.93	116.69	127.00
1	1C	103	ASP	CB-CG-OD1	7.93	125.44	118.30
1	hp	143	ARG	NE-CZ-NH2	-7.93	116.33	120.30
1	l0	80	TRP	CD1-NE1-CE2	7.93	116.14	109.00
1	2T	144	MET	CG-SD-CE	-7.93	87.51	100.20
1	95	167	ARG	NE-CZ-NH1	7.93	124.27	120.30
1	12	130	TYR	CG-CD2-CE2	7.93	127.64	121.30
1	f0	197	ASP	CB-CG-OD2	7.93	125.44	118.30
1	hs	169	TYR	CB-CG-CD2	-7.93	116.24	121.00
1	3Q	144	MET	CG-SD-CE	-7.93	87.52	100.20
1	7P	119	THR	CA-CB-CG2	-7.93	101.30	112.40
1	gU	18	ARG	NE-CZ-NH1	7.93	124.26	120.30
1	hU	168	PHE	CB-CG-CD1	-7.93	115.25	120.80
1	24	12	HIS	N-CA-CB	7.93	124.87	110.60
1	lc	143	ARG	NE-CZ-NH1	7.93	124.26	120.30
1	5n	100	ARG	NE-CZ-NH2	-7.93	116.34	120.30
1	6t	100	ARG	NE-CZ-NH1	7.93	124.26	120.30
1	7b	162	ARG	NH1-CZ-NH2	-7.93	110.68	119.40
1	aw	143	ARG	NE-CZ-NH2	-7.93	116.34	120.30
1	hf	154	ARG	NE-CZ-NH2	-7.92	116.34	120.30
1	25	143	ARG	NE-CZ-NH1	7.92	124.26	120.30
1	38	18	ARG	NE-CZ-NH2	7.92	124.26	120.30
1	39	97	ARG	NE-CZ-NH1	7.92	124.26	120.30
1	4Y	169	TYR	CB-CG-CD2	7.92	125.75	121.00
1	5b	162	ARG	NE-CZ-NH2	7.92	124.26	120.30
1	7o	145	TYR	CB-CG-CD2	7.92	125.75	121.00

Continued on next page...

Continued from previous page...

Mol	Chain	Res	Type	Atoms	Z	Observed(°)	Ideal(°)
1	a3	163	ASP	CB-CG-OD2	7.92	125.43	118.30
1	b7	145	TYR	CB-CG-CD2	-7.92	116.25	121.00
1	bA	39	MET	CG-SD-CE	-7.92	87.52	100.20
1	g5	18	ARG	NE-CZ-NH2	-7.92	116.34	120.30
1	hl	173	ARG	NH1-CZ-NH2	-7.92	110.69	119.40
1	4B	97	ARG	NE-CZ-NH2	-7.92	116.34	120.30
1	5u	143	ARG	NE-CZ-NH1	7.92	124.26	120.30
1	b2	215	MET	CG-SD-CE	-7.92	87.52	100.20
1	el	18	ARG	NE-CZ-NH1	7.92	124.26	120.30
1	gm	100	ARG	NH1-CZ-NH2	-7.92	110.69	119.40
1	gF	51	ASP	CB-CG-OD1	7.92	125.43	118.30
1	gN	80	TRP	CG-CD1-NE1	-7.92	102.18	110.10
1	kU	97	ARG	NE-CZ-NH1	7.92	124.26	120.30
1	kV	39	MET	CG-SD-CE	-7.92	87.53	100.20
1	5I	169	TYR	CB-CG-CD1	-7.92	116.25	121.00
1	99	162	ARG	NE-CZ-NH1	7.92	124.26	120.30
1	a8	185	MET	CG-SD-CE	-7.92	87.53	100.20
1	e4	10	MET	CG-SD-CE	-7.92	87.53	100.20
1	x	169	TYR	CB-CG-CD1	-7.92	116.25	121.00
1	gF	173	ARG	NE-CZ-NH2	-7.92	116.34	120.30
1	3l	5	ASN	N-CA-CB	7.92	124.86	110.60
1	3r	39	MET	CG-SD-CE	-7.92	87.53	100.20
1	62	51	ASP	CB-CG-OD1	7.92	125.43	118.30
1	6W	215	MET	CG-SD-CE	-7.92	87.53	100.20
1	db	55	MET	CG-SD-CE	-7.92	87.53	100.20
1	jr	167	ARG	NE-CZ-NH1	7.92	124.26	120.30
1	4c	154	ARG	NE-CZ-NH2	7.92	124.26	120.30
1	7u	143	ARG	NE-CZ-NH1	7.92	124.26	120.30
1	7V	154	ARG	NE-CZ-NH1	7.92	124.26	120.30
1	8G	168	PHE	CB-CG-CD1	7.92	126.34	120.80
1	96	100	ARG	NH1-CZ-NH2	-7.92	110.69	119.40
1	aD	167	ARG	NE-CZ-NH1	7.92	124.26	120.30
1	cd	167	ARG	NE-CZ-NH2	-7.92	116.34	120.30
1	0	133	TRP	CB-CG-CD2	-7.92	116.31	126.60
1	iz	133	TRP	CB-CG-CD2	-7.92	116.31	126.60
1	9o	152	ASP	CB-CG-OD1	-7.92	111.17	118.30
1	11	103	ASP	CB-CG-OD1	7.92	125.42	118.30
1	bO	130	TYR	CB-CG-CD2	-7.92	116.25	121.00
1	1A	32	PHE	CB-CG-CD2	-7.92	115.26	120.80
1	9	100	ARG	NE-CZ-NH1	7.92	124.26	120.30
1	7X	228	ALA	CB-CA-C	7.92	121.97	110.10
1	bS	229	ARG	NH1-CZ-NH2	-7.92	110.69	119.40

Continued on next page...

Continued from previous page...

Mol	Chain	Res	Type	Atoms	Z	Observed(°)	Ideal(°)
1	fQ	130	TYR	CB-CG-CD1	7.92	125.75	121.00
1	gm	145	TYR	CB-CG-CD1	7.91	125.75	121.00
1	hR	154	ARG	NE-CZ-NH1	7.91	124.26	120.30
1	jq	18	ARG	NE-CZ-NH2	7.91	124.26	120.30
1	lX	163	ASP	CB-CG-OD1	7.91	125.42	118.30
1	jZ	132	ARG	NE-CZ-NH1	7.91	124.26	120.30
1	4Z	100	ARG	NH1-CZ-NH2	-7.91	110.70	119.40
1	67	133	TRP	CB-CG-CD1	7.91	137.29	127.00
1	7C	82	ARG	NH1-CZ-NH2	-7.91	110.70	119.40
1	7V	43	LEU	CB-CG-CD1	-7.91	97.55	111.00
1	dt	23	TRP	CA-CB-CG	7.91	128.74	113.70
1	hy	162	ARG	NE-CZ-NH2	-7.91	116.34	120.30
1	hW	164	TYR	CB-CG-CD2	-7.91	116.25	121.00
1	5t	32	PHE	CB-CG-CD1	7.91	126.34	120.80
1	7l	132	ARG	O-C-N	-7.91	110.04	122.70
1	8X	214	MET	CG-SD-CE	7.91	112.86	100.20
1	cB	169	TYR	CG-CD2-CE2	-7.91	114.97	121.30
1	gx	154	ARG	NE-CZ-NH2	-7.91	116.34	120.30
1	jp	81	ASP	CB-CG-OD2	-7.91	111.18	118.30
1	3f	97	ARG	NE-CZ-NH1	7.91	124.26	120.30
1	9b	229	ARG	NE-CZ-NH1	7.91	124.26	120.30
1	lb	164	TYR	CB-CG-CD1	-7.91	116.25	121.00
1	cC	145	TYR	CG-CD1-CE1	-7.91	114.97	121.30
1	ei	214	MET	CG-SD-CE	-7.91	87.54	100.20
1	lv	100	ARG	NH1-CZ-NH2	-7.91	110.70	119.40
1	c	221	VAL	CG1-CB-CG2	-7.91	98.24	110.90
1	8	152	ASP	CB-CG-OD2	-7.91	111.18	118.30
1	iR	130	TYR	CB-CG-CD1	7.91	125.75	121.00
1	jh	10	MET	CG-SD-CE	-7.91	87.55	100.20
1	js	208	ALA	N-CA-CB	-7.91	99.03	110.10
1	lX	130	TYR	CB-CG-CD2	-7.91	116.25	121.00
1	2u	186	THR	CA-CB-CG2	-7.91	101.33	112.40
1	5f	162	ARG	NE-CZ-NH1	7.91	124.25	120.30
1	6w	132	ARG	NE-CZ-NH1	7.91	124.25	120.30
1	8b	145	TYR	CB-CG-CD2	-7.91	116.25	121.00
1	8t	168	PHE	CB-CG-CD2	-7.91	115.26	120.80
1	9t	229	ARG	NE-CZ-NH2	-7.91	116.35	120.30
1	aH	18	ARG	NE-CZ-NH2	-7.91	116.35	120.30
1	ij	143	ARG	NH1-CZ-NH2	-7.91	110.70	119.40
1	jr	154	ARG	NE-CZ-NH1	7.91	124.25	120.30
1	k1	145	TYR	CB-CG-CD1	-7.91	116.26	121.00
1	ku	149	SER	N-CA-CB	7.91	122.36	110.50

Continued on next page...

Continued from previous page...

Mol	Chain	Res	Type	Atoms	Z	Observed(°)	Ideal(°)
1	ky	132	ARG	NH1-CZ-NH2	-7.91	110.70	119.40
1	kA	161	PHE	CB-CG-CD2	7.91	126.33	120.80
1	2g	167	ARG	NE-CZ-NH2	-7.91	116.35	120.30
1	3T	82	ARG	NE-CZ-NH2	-7.91	116.35	120.30
1	bB	164	TYR	CB-CG-CD2	7.91	125.74	121.00
1	fI	100	ARG	NH1-CZ-NH2	7.91	128.10	119.40
1	f	169	TYR	CB-CG-CD1	-7.91	116.26	121.00
1	2n	18	ARG	NE-CZ-NH1	7.90	124.25	120.30
1	ch	217	ALA	N-CA-CB	7.90	121.17	110.10
1	N	132	ARG	NE-CZ-NH1	7.90	124.25	120.30
1	gn	167	ARG	NE-CZ-NH1	7.90	124.25	120.30
1	jb	66	MET	CG-SD-CE	-7.90	87.56	100.20
1	2N	161	PHE	CB-CG-CD1	-7.90	115.27	120.80
1	5Z	117	TRP	CD1-CG-CD2	-7.90	99.98	106.30
1	eg	132	ARG	NH1-CZ-NH2	-7.90	110.71	119.40
1	f0	130	TYR	CB-CG-CD2	-7.90	116.26	121.00
1	jy	97	ARG	NE-CZ-NH2	-7.90	116.35	120.30
1	25	67	GLN	O-C-N	-7.90	110.06	122.70
1	5z	119	THR	CA-CB-CG2	-7.90	101.34	112.40
1	5R	168	PHE	CB-CG-CD1	-7.90	115.27	120.80
1	7r	103	ASP	CB-CG-OD1	7.90	125.41	118.30
1	7W	229	ARG	NE-CZ-NH2	7.90	124.25	120.30
1	8r	100	ARG	NE-CZ-NH1	7.90	124.25	120.30
1	9m	100	ARG	NE-CZ-NH1	-7.90	116.35	120.30
1	9T	96	MET	CG-SD-CE	7.90	112.84	100.20
1	e4	215	MET	CG-SD-CE	7.90	112.84	100.20
1	1B	97	ARG	NE-CZ-NH2	-7.90	116.35	120.30
1	hG	11	VAL	CA-CB-CG2	-7.90	99.05	110.90
1	iJ	168	PHE	CB-CG-CD2	7.90	126.33	120.80
1	kt	168	PHE	CB-CG-CD1	-7.90	115.27	120.80
1	kG	82	ARG	NE-CZ-NH1	7.90	124.25	120.30
1	3t	145	TYR	CB-CG-CD1	7.90	125.74	121.00
1	4l	224	PRO	C-N-CA	7.90	138.89	122.30
1	6K	100	ARG	NH1-CZ-NH2	-7.90	110.71	119.40
1	9o	159	GLU	OE1-CD-OE2	-7.90	113.82	123.30
1	j0	162	ARG	NE-CZ-NH1	7.90	124.25	120.30
1	kR	26	VAL	CA-CB-CG2	-7.90	99.06	110.90
1	lb	169	TYR	CZ-CE2-CD2	-7.90	112.69	119.80
1	lt	76	GLU	OE1-CD-OE2	-7.90	113.82	123.30
1	3a	18	ARG	NE-CZ-NH2	-7.90	116.35	120.30
1	5h	154	ARG	NE-CZ-NH1	7.90	124.25	120.30
1	82	132	ARG	NE-CZ-NH2	-7.90	116.35	120.30

Continued on next page...

Continued from previous page...

Mol	Chain	Res	Type	Atoms	Z	Observed(°)	Ideal(°)
1	8h	18	ARG	NE-CZ-NH1	7.90	124.25	120.30
1	8K	166	ASP	CB-CG-OD2	7.90	125.41	118.30
1	gi	162	ARG	NE-CZ-NH2	-7.90	116.35	120.30
1	hL	100	ARG	NE-CZ-NH1	7.90	124.25	120.30
1	iI	163	ASP	CB-CG-OD2	7.90	125.41	118.30
1	ka	161	PHE	CB-CG-CD2	7.90	126.33	120.80
1	kh	162	ARG	NE-CZ-NH1	7.90	124.25	120.30
1	lF	97	ARG	NE-CZ-NH2	-7.90	116.35	120.30
1	6m	100	ARG	NE-CZ-NH1	7.90	124.25	120.30
1	8U	145	TYR	CB-CG-CD1	-7.90	116.26	121.00
1	39	215	MET	CG-SD-CE	-7.89	87.57	100.20
1	3b	100	ARG	NE-CZ-NH1	7.89	124.25	120.30
1	46	197	ASP	CB-CG-OD1	7.89	125.41	118.30
1	6J	100	ARG	NE-CZ-NH1	7.89	124.25	120.30
1	6S	18	ARG	NE-CZ-NH2	7.89	124.25	120.30
1	7Z	152	ASP	CB-CG-OD1	7.89	125.40	118.30
1	au	32	PHE	CB-CG-CD2	-7.89	115.27	120.80
1	dI	162	ARG	NE-CZ-NH2	-7.89	116.35	120.30
1	dZ	81	ASP	CB-CG-OD1	7.89	125.41	118.30
1	fH	154	ARG	NE-CZ-NH1	-7.89	116.35	120.30
1	ko	154	ARG	NE-CZ-NH1	7.89	124.25	120.30
1	4b	174	ALA	N-CA-CB	-7.89	99.05	110.10
1	4I	173	ARG	NE-CZ-NH2	7.89	124.25	120.30
1	8p	42	ALA	CB-CA-C	-7.89	98.26	110.10
1	9I	169	TYR	CB-CG-CD2	7.89	125.73	121.00
1	bt	164	TYR	CB-CG-CD1	7.89	125.73	121.00
1	cI	132	ARG	NE-CZ-NH1	7.89	124.25	120.30
1	co	143	ARG	NE-CZ-NH1	7.89	124.25	120.30
1	eE	55	MET	CG-SD-CE	-7.89	87.57	100.20
1	fT	18	ARG	NE-CZ-NH2	-7.89	116.35	120.30
1	E	130	TYR	CB-CG-CD2	7.89	125.73	121.00
1	kD	162	ARG	NE-CZ-NH2	7.89	124.25	120.30
1	lI	82	ARG	NE-CZ-NH1	7.89	124.25	120.30
1	4R	97	ARG	NE-CZ-NH2	-7.89	116.35	120.30
1	9g	32	PHE	CB-CG-CD2	7.89	126.32	120.80
1	bt	145	TYR	CB-CG-CD1	-7.89	116.27	121.00
1	c6	161	PHE	CB-CG-CD2	-7.89	115.28	120.80
1	hW	169	TYR	CB-CG-CD2	7.89	125.73	121.00
1	ib	18	ARG	NE-CZ-NH2	7.89	124.24	120.30
1	kl	197	ASP	CB-CG-OD2	7.89	125.40	118.30
1	6p	100	ARG	NH1-CZ-NH2	-7.89	110.72	119.40
1	a2	162	ARG	NE-CZ-NH2	-7.89	116.36	120.30

Continued on next page...

Continued from previous page...

Mol	Chain	Res	Type	Atoms	Z	Observed(°)	Ideal(°)
1	aO	32	PHE	CB-CG-CD1	-7.89	115.28	120.80
1	dg	32	PHE	CB-CG-CD1	-7.89	115.28	120.80
1	fK	186	THR	CA-CB-CG2	-7.89	101.35	112.40
1	g4	145	TYR	CB-CG-CD1	7.89	125.73	121.00
1	hq	40	PHE	CB-CG-CD1	7.89	126.32	120.80
1	kq	82	ARG	NE-CZ-NH2	-7.89	116.36	120.30
1	3L	169	TYR	CG-CD2-CE2	-7.89	114.99	121.30
1	jY	100	ARG	NE-CZ-NH2	-7.89	116.36	120.30
1	71	167	ARG	NE-CZ-NH2	-7.89	116.36	120.30
1	7q	173	ARG	NE-CZ-NH1	7.89	124.24	120.30
1	e3	145	TYR	CB-CG-CD2	7.89	125.73	121.00
1	eu	154	ARG	NH1-CZ-NH2	-7.89	110.72	119.40
1	ey	40	PHE	CB-CG-CD1	-7.89	115.28	120.80
1	eT	145	TYR	CB-CG-CD1	-7.89	116.27	121.00
1	fa	23	TRP	CG-CD2-CE3	7.89	141.00	133.90
1	fB	143	ARG	NE-CZ-NH1	7.89	124.24	120.30
1	gP	173	ARG	NH1-CZ-NH2	-7.88	110.73	119.40
1	jF	144	MET	CG-SD-CE	-7.88	87.59	100.20
1	l6	32	PHE	CB-CG-CD1	7.88	126.32	120.80
1	4C	132	ARG	NE-CZ-NH2	7.88	124.24	120.30
1	5o	167	ARG	NE-CZ-NH2	-7.88	116.36	120.30
1	13	100	ARG	NE-CZ-NH1	7.88	124.24	120.30
1	aP	169	TYR	CB-CG-CD1	-7.88	116.27	121.00
1	bf	103	ASP	CB-CG-OD1	7.88	125.40	118.30
1	bT	164	TYR	CB-CG-CD1	-7.88	116.27	121.00
1	W	18	ARG	NH1-CZ-NH2	-7.88	110.73	119.40
1	hL	86	VAL	CA-CB-CG1	7.88	122.72	110.90
1	6z	230	VAL	CA-CB-CG1	7.88	122.72	110.90
1	hx	80	TRP	CB-CG-CD2	-7.88	116.35	126.60
1	iD	97	ARG	CD-NE-CZ	7.88	134.63	123.60
1	iT	166	ASP	CB-CG-OD1	7.88	125.39	118.30
1	jC	130	TYR	CB-CG-CD2	-7.88	116.27	121.00
1	jN	145	TYR	CB-CG-CD2	-7.88	116.27	121.00
1	3d	105	ALA	N-CA-CB	7.88	121.13	110.10
1	9Q	18	ARG	NE-CZ-NH1	7.88	124.24	120.30
1	en	40	PHE	CB-CG-CD2	7.88	126.32	120.80
1	eA	204	ALA	N-CA-CB	-7.88	99.07	110.10
1	eV	132	ARG	NE-CZ-NH2	-7.88	116.36	120.30
1	d	97	ARG	NE-CZ-NH2	-7.88	116.36	120.30
1	2u	162	ARG	NE-CZ-NH1	7.88	124.24	120.30
1	3y	132	ARG	NE-CZ-NH2	7.88	124.24	120.30
1	3Y	18	ARG	NE-CZ-NH2	-7.88	116.36	120.30

Continued on next page...

Continued from previous page...

Mol	Chain	Res	Type	Atoms	Z	Observed(°)	Ideal(°)
1	5e	166	ASP	CB-CG-OD1	-7.88	111.21	118.30
1	f1	169	TYR	CG-CD2-CE2	7.88	127.60	121.30
1	ih	40	PHE	CB-CG-CD2	-7.88	115.28	120.80
1	jb	81	ASP	CB-CG-OD2	-7.88	111.21	118.30
1	jb	161	PHE	CB-CG-CD2	7.88	126.31	120.80
1	kc	145	TYR	CB-CG-CD1	-7.88	116.27	121.00
1	kI	18	ARG	NE-CZ-NH2	-7.88	116.36	120.30
1	l6	163	ASP	CB-CG-OD2	7.88	125.39	118.30
1	2z	218	CYS	N-CA-CB	7.88	124.78	110.60
1	2E	103	ASP	CB-CG-OD2	-7.88	111.21	118.30
1	3L	168	PHE	CB-CG-CD2	-7.88	115.28	120.80
1	7X	22	ALA	N-CA-CB	7.88	121.13	110.10
1	8i	164	TYR	CB-CG-CD1	7.88	125.73	121.00
1	8o	27	VAL	CA-CB-CG2	-7.88	99.08	110.90
1	bu	197	ASP	CB-CG-OD1	7.88	125.39	118.30
1	dl	23	TRP	CB-CG-CD2	7.88	136.84	126.60
1	eO	154	ARG	NE-CZ-NH1	7.88	124.24	120.30
1	fB	40	PHE	CB-CG-CD2	-7.88	115.28	120.80
1	V	143	ARG	NE-CZ-NH1	7.88	124.24	120.30
1	it	39	MET	CG-SD-CE	7.88	112.80	100.20
1	jf	169	TYR	CB-CG-CD2	7.88	125.73	121.00
1	jh	97	ARG	NE-CZ-NH2	-7.88	116.36	120.30
1	ln	18	ARG	NE-CZ-NH2	-7.88	116.36	120.30
1	3q	167	ARG	NE-CZ-NH1	7.88	124.24	120.30
1	9F	97	ARG	NH1-CZ-NH2	-7.88	110.73	119.40
1	9S	100	ARG	NE-CZ-NH1	-7.88	116.36	120.30
1	ab	168	PHE	CB-CG-CD1	-7.88	115.29	120.80
1	al	145	TYR	CB-CG-CD2	-7.88	116.27	121.00
1	dw	39	MET	CG-SD-CE	-7.88	87.60	100.20
1	G	82	ARG	NE-CZ-NH1	7.88	124.24	120.30
1	7	132	ARG	NE-CZ-NH2	-7.88	116.36	120.30
1	gn	161	PHE	CB-CG-CD1	-7.88	115.29	120.80
1	iH	97	ARG	NH1-CZ-NH2	7.88	128.06	119.40
1	bt	164	TYR	CG-CD2-CE2	7.88	127.60	121.30
1	gM	229	ARG	NE-CZ-NH2	-7.87	116.36	120.30
1	85	154	ARG	NE-CZ-NH2	-7.87	116.36	120.30
1	aY	18	ARG	NE-CZ-NH2	-7.87	116.36	120.30
1	fS	82	ARG	NH1-CZ-NH2	-7.87	110.74	119.40
1	jZ	40	PHE	CB-CG-CD1	-7.87	115.29	120.80
1	lf	173	ARG	NH1-CZ-NH2	-7.87	110.74	119.40
1	2B	229	ARG	NE-CZ-NH2	-7.87	116.36	120.30
1	43	163	ASP	CB-CG-OD1	7.87	125.38	118.30

Continued on next page...

Continued from previous page...

Mol	Chain	Res	Type	Atoms	Z	Observed(°)	Ideal(°)
1	5l	174	ALA	O-C-N	-7.87	110.11	122.70
1	dx	143	ARG	NE-CZ-NH1	7.87	124.24	120.30
1	dI	145	TYR	CB-CG-CD1	-7.87	116.28	121.00
1	V	97	ARG	NE-CZ-NH1	7.87	124.24	120.30
1	j7	126	VAL	CA-CB-CG1	-7.87	99.09	110.90
1	4A	164	TYR	CB-CG-CD1	7.87	125.72	121.00
1	1l	132	ARG	NH1-CZ-NH2	-7.87	110.74	119.40
1	ec	18	ARG	NE-CZ-NH2	-7.87	116.36	120.30
1	jm	145	TYR	CD1-CE1-CZ	7.87	126.88	119.80
1	5o	118	MET	CG-SD-CE	7.87	112.79	100.20
1	9t	82	ARG	NE-CZ-NH1	7.87	124.23	120.30
1	9X	32	PHE	CB-CG-CD2	7.87	126.31	120.80
1	aA	184	TRP	CE2-CD2-CG	-7.87	101.00	107.30
1	ba	103	ASP	CB-CG-OD2	-7.87	111.22	118.30
1	bw	173	ARG	NH1-CZ-NH2	-7.87	110.75	119.40
1	cU	55	MET	CG-SD-CE	-7.87	87.61	100.20
1	dn	173	ARG	NH1-CZ-NH2	-7.87	110.75	119.40
1	fq	78	ALA	N-CA-CB	7.87	121.12	110.10
1	hR	51	ASP	CB-CG-OD2	7.87	125.38	118.30
1	kO	97	ARG	NE-CZ-NH1	7.87	124.23	120.30
1	29	163	ASP	CB-CG-OD2	7.87	125.38	118.30
1	2A	162	ARG	NE-CZ-NH1	7.87	124.23	120.30
1	63	130	TYR	CD1-CE1-CZ	-7.87	112.72	119.80
1	8N	163	ASP	CB-CG-OD1	7.87	125.38	118.30
1	13	229	ARG	NE-CZ-NH1	7.87	124.23	120.30
1	aE	163	ASP	CB-CG-OD1	7.87	125.38	118.30
1	h6	107	THR	CA-CB-CG2	-7.87	101.39	112.40
1	1M	130	TYR	CB-CG-CD1	7.87	125.72	121.00
1	37	169	TYR	CB-CG-CD2	7.87	125.72	121.00
1	5k	82	ARG	NH1-CZ-NH2	-7.87	110.75	119.40
1	7H	197	ASP	CB-CG-OD2	-7.87	111.22	118.30
1	ci	161	PHE	CB-CG-CD2	7.87	126.31	120.80
1	cZ	82	ARG	NE-CZ-NH1	7.87	124.23	120.30
1	hH	82	ARG	NE-CZ-NH1	7.86	124.23	120.30
1	hQ	177	ALA	N-CA-CB	-7.86	99.09	110.10
1	ij	173	ARG	NE-CZ-NH1	7.86	124.23	120.30
1	55	118	MET	CG-SD-CE	-7.86	87.62	100.20
1	5b	18	ARG	NE-CZ-NH1	7.86	124.23	120.30
1	5q	18	ARG	NH1-CZ-NH2	-7.86	110.75	119.40
1	6l	132	ARG	NE-CZ-NH2	-7.86	116.37	120.30
1	a7	55	MET	CG-SD-CE	-7.86	87.62	100.20
1	cL	143	ARG	NE-CZ-NH2	7.86	124.23	120.30

Continued on next page...

Continued from previous page...

Mol	Chain	Res	Type	Atoms	Z	Observed(°)	Ideal(°)
1	fi	132	ARG	NE-CZ-NH1	7.86	124.23	120.30
1	i	130	TYR	CB-CG-CD2	7.86	125.72	121.00
1	lL	100	ARG	NE-CZ-NH2	-7.86	116.37	120.30
1	3S	164	TYR	CB-CG-CD2	7.86	125.72	121.00
1	5v	97	ARG	NE-CZ-NH2	7.86	124.23	120.30
1	7n	161	PHE	CB-CG-CD2	-7.86	115.30	120.80
1	c0	32	PHE	CB-CG-CD1	7.86	126.30	120.80
1	d3	167	ARG	NE-CZ-NH1	7.86	124.23	120.30
1	ey	162	ARG	NE-CZ-NH2	-7.86	116.37	120.30
1	1E	169	TYR	CB-CG-CD1	-7.86	116.28	121.00
1	iG	167	ARG	NE-CZ-NH2	-7.86	116.37	120.30
1	lk	96	MET	CG-SD-CE	-7.86	87.62	100.20
1	lQ	109	SER	N-CA-CB	7.86	122.29	110.50
1	9E	133	TRP	CE2-CD2-CG	-7.86	101.01	107.30
1	e2	145	TYR	CG-CD1-CE1	-7.86	115.01	121.30
1	hf	164	TYR	CB-CG-CD1	-7.86	116.28	121.00
1	hz	117	TRP	CE2-CD2-CG	-7.86	101.01	107.30
1	cT	41	SER	N-CA-CB	7.86	122.29	110.50
1	eJ	40	PHE	CB-CG-CD1	-7.86	115.30	120.80
1	gC	229	ARG	NE-CZ-NH1	7.86	124.23	120.30
1	h0	162	ARG	NE-CZ-NH1	7.86	124.23	120.30
1	1T	145	TYR	CB-CG-CD2	-7.86	116.29	121.00
1	kc	130	TYR	CB-CG-CD2	-7.86	116.29	121.00
1	kV	169	TYR	CB-CG-CD2	7.86	125.71	121.00
1	2H	167	ARG	NE-CZ-NH1	7.86	124.23	120.30
1	3i	100	ARG	NE-CZ-NH2	-7.86	116.37	120.30
1	6G	143	ARG	NE-CZ-NH2	-7.86	116.37	120.30
1	av	32	PHE	CB-CG-CD2	7.86	126.30	120.80
1	aW	132	ARG	NH1-CZ-NH2	-7.86	110.76	119.40
1	ec	82	ARG	NE-CZ-NH1	7.86	124.23	120.30
1	gm	118	MET	CG-SD-CE	-7.86	87.63	100.20
1	l0	173	ARG	NH1-CZ-NH2	-7.86	110.76	119.40
1	98	132	ARG	NE-CZ-NH2	-7.86	116.37	120.30
1	1j	145	TYR	CB-CG-CD1	-7.86	116.29	121.00
1	1k	97	ARG	NE-CZ-NH2	-7.86	116.37	120.30
1	dq	145	TYR	CB-CG-CD1	-7.86	116.29	121.00
1	f2	173	ARG	NE-CZ-NH1	7.86	124.23	120.30
1	iC	152	ASP	CB-CG-OD2	-7.85	111.23	118.30
1	lB	23	TRP	CD1-NE1-CE2	7.85	116.07	109.00
1	dd	200	THR	O-C-N	-7.85	110.13	122.70
1	fh	143	ARG	NE-CZ-NH1	7.85	124.23	120.30
1	fv	97	ARG	NE-CZ-NH1	7.85	124.23	120.30

Continued on next page...

Continued from previous page...

Mol	Chain	Res	Type	Atoms	Z	Observed(°)	Ideal(°)
1	hv	152	ASP	CB-CG-OD1	7.85	125.37	118.30
1	ih	143	ARG	NE-CZ-NH2	-7.85	116.37	120.30
1	jv	145	TYR	CZ-CE2-CD2	7.85	126.87	119.80
1	4T	32	PHE	CB-CG-CD1	-7.85	115.30	120.80
1	6s	119	THR	CA-CB-CG2	-7.85	101.41	112.40
1	6E	118	MET	CG-SD-CE	7.85	112.76	100.20
1	9z	229	ARG	NE-CZ-NH1	7.85	124.23	120.30
1	fn	132	ARG	NE-CZ-NH2	-7.85	116.37	120.30
1	g7	154	ARG	NE-CZ-NH1	7.85	124.23	120.30
1	gp	145	TYR	CB-CG-CD1	-7.85	116.29	121.00
1	kJ	143	ARG	NE-CZ-NH2	-7.85	116.37	120.30
1	4n	51	ASP	CB-CG-OD2	-7.85	111.23	118.30
1	5e	143	ARG	NE-CZ-NH1	7.85	124.23	120.30
1	6p	55	MET	CG-SD-CE	-7.85	87.64	100.20
1	b4	167	ARG	NE-CZ-NH2	-7.85	116.37	120.30
1	li	169	TYR	CB-CG-CD1	-7.85	116.29	121.00
1	ll	215	MET	CG-SD-CE	-7.85	87.64	100.20
1	eh	161	PHE	CB-CG-CD1	-7.85	115.30	120.80
1	C	3	VAL	CA-CB-CG2	-7.85	99.12	110.90
1	ga	163	ASP	CB-CG-OD2	7.85	125.36	118.30
1	gr	181	VAL	CA-CB-CG1	7.85	122.67	110.90
1	gx	145	TYR	CB-CG-CD1	-7.85	116.29	121.00
1	hV	154	ARG	NE-CZ-NH1	7.85	124.22	120.30
1	i4	167	ARG	NE-CZ-NH2	-7.85	116.38	120.30
1	lF	173	ARG	NE-CZ-NH2	7.85	124.22	120.30
1	3u	169	TYR	CB-CG-CD2	-7.85	116.29	121.00
1	7t	154	ARG	NE-CZ-NH2	-7.85	116.38	120.30
1	97	38	PRO	N-CA-CB	7.85	112.72	103.30
1	aj	18	ARG	NE-CZ-NH1	7.85	124.22	120.30
1	fM	130	TYR	CB-CG-CD2	-7.85	116.29	121.00
1	O	136	LEU	CB-CG-CD1	7.85	124.34	111.00
1	gg	130	TYR	CB-CG-CD2	-7.85	116.29	121.00
1	gZ	180	GLU	OE1-CD-OE2	-7.85	113.88	123.30
1	iz	169	TYR	CB-CG-CD1	-7.85	116.29	121.00
1	jj	154	ARG	NE-CZ-NH2	-7.85	116.38	120.30
1	kB	39	MET	CG-SD-CE	-7.85	87.64	100.20
1	36	23	TRP	CB-CG-CD1	-7.85	116.80	127.00
1	3z	145	TYR	CZ-CE2-CD2	-7.85	112.74	119.80
1	3X	81	ASP	CB-CG-OD2	-7.85	111.24	118.30
1	4z	164	TYR	CB-CG-CD2	7.85	125.71	121.00
1	4U	229	ARG	NE-CZ-NH1	7.85	124.22	120.30
1	5W	81	ASP	CB-CG-OD1	7.85	125.36	118.30

Continued on next page...

Continued from previous page...

Mol	Chain	Res	Type	Atoms	Z	Observed(°)	Ideal(°)
1	7t	133	TRP	CB-CG-CD2	-7.85	116.40	126.60
1	8o	175	GLU	OE1-CD-OE2	-7.85	113.88	123.30
1	8v	173	ARG	NH1-CZ-NH2	-7.85	110.77	119.40
1	9X	132	ARG	NE-CZ-NH2	7.85	124.22	120.30
1	az	14	ALA	CB-CA-C	-7.85	98.33	110.10
1	di	100	ARG	NH1-CZ-NH2	-7.85	110.77	119.40
1	en	195	ASN	CB-CA-C	7.85	126.09	110.40
1	fP	99	PRO	N-CA-CB	-7.85	93.88	103.30
1	fQ	45	GLU	OE1-CD-OE2	-7.85	113.88	123.30
1	1K	40	PHE	CB-CG-CD2	-7.85	115.31	120.80
1	kU	173	ARG	NE-CZ-NH1	7.85	124.22	120.30
1	2T	100	ARG	NE-CZ-NH1	7.85	124.22	120.30
1	32	197	ASP	CB-CG-OD2	7.85	125.36	118.30
1	98	152	ASP	CB-CG-OD1	7.85	125.36	118.30
1	ct	36	VAL	CA-CB-CG2	7.85	122.67	110.90
1	et	164	TYR	CB-CG-CD1	7.85	125.71	121.00
1	f	169	TYR	CB-CG-CD2	7.85	125.71	121.00
1	gC	117	TRP	CB-CG-CD2	7.84	136.80	126.60
1	hB	32	PHE	CB-CG-CD1	7.84	126.29	120.80
1	3e	145	TYR	CB-CG-CD2	7.84	125.71	121.00
1	5a	81	ASP	CB-CG-OD1	-7.84	111.24	118.30
1	dl	81	ASP	CB-CG-OD1	7.84	125.36	118.30
1	gO	66	MET	CG-SD-CE	-7.84	87.65	100.20
1	h2	164	TYR	CB-CG-CD2	-7.84	116.29	121.00
1	br	31	ALA	CB-CA-C	7.84	121.86	110.10
1	c1	154	ARG	NH1-CZ-NH2	-7.84	110.77	119.40
1	ck	164	TYR	CG-CD2-CE2	-7.84	115.03	121.30
1	y	51	ASP	CB-CG-OD1	7.84	125.36	118.30
1	gR	229	ARG	NE-CZ-NH1	7.84	124.22	120.30
1	gV	97	ARG	NE-CZ-NH1	7.84	124.22	120.30
1	ij	229	ARG	NE-CZ-NH2	-7.84	116.38	120.30
1	ir	162	ARG	NE-CZ-NH1	7.84	124.22	120.30
1	jT	145	TYR	CB-CG-CD2	7.84	125.70	121.00
1	4T	132	ARG	NE-CZ-NH2	-7.84	116.38	120.30
1	9z	132	ARG	NE-CZ-NH1	7.84	124.22	120.30
1	dA	143	ARG	NE-CZ-NH1	7.84	124.22	120.30
1	26	66	MET	CG-SD-CE	-7.84	87.66	100.20
1	5k	143	ARG	NE-CZ-NH1	7.84	124.22	120.30
1	5q	130	TYR	CB-CG-CD1	7.84	125.70	121.00
1	6V	80	TRP	CD1-NE1-CE2	7.84	116.06	109.00
1	99	200	THR	CA-CB-CG2	-7.84	101.42	112.40
1	fR	132	ARG	NE-CZ-NH1	7.84	124.22	120.30

Continued on next page...

Continued from previous page...

Mol	Chain	Res	Type	Atoms	Z	Observed(°)	Ideal(°)
1	I	18	ARG	NE-CZ-NH1	7.84	124.22	120.30
1	O	15	ILE	O-C-N	-7.84	110.16	122.70
1	hS	82	ARG	NE-CZ-NH1	7.84	124.22	120.30
1	5E	18	ARG	NE-CZ-NH1	7.84	124.22	120.30
1	C	100	ARG	NE-CZ-NH1	7.84	124.22	120.30
1	hf	96	MET	CG-SD-CE	-7.84	87.66	100.20
1	jU	169	TYR	CB-CG-CD2	-7.84	116.30	121.00
1	ky	186	THR	CA-CB-CG2	-7.84	101.43	112.40
1	3V	229	ARG	NE-CZ-NH2	7.84	124.22	120.30
1	56	100	ARG	NE-CZ-NH2	-7.84	116.38	120.30
1	9X	18	ARG	NE-CZ-NH1	7.84	124.22	120.30
1	aQ	154	ARG	NE-CZ-NH2	-7.84	116.38	120.30
1	aZ	31	ALA	CB-CA-C	7.84	121.86	110.10
1	bW	154	ARG	NE-CZ-NH2	-7.84	116.38	120.30
1	dt	100	ARG	NE-CZ-NH2	-7.84	116.38	120.30
1	fl	97	ARG	NE-CZ-NH2	-7.84	116.38	120.30
1	V	163	ASP	CB-CG-OD1	-7.84	111.25	118.30
1	1D	130	TYR	CB-CG-CD1	7.83	125.70	121.00
1	hw	51	ASP	CB-CG-OD2	-7.83	111.25	118.30
1	lz	154	ARG	NE-CZ-NH2	-7.83	116.38	120.30
1	5R	82	ARG	NE-CZ-NH1	7.83	124.22	120.30
1	8I	133	TRP	CB-CG-CD2	-7.83	116.42	126.60
1	fl	103	ASP	CB-CG-OD1	7.83	125.35	118.30
1	F	215	MET	CG-SD-CE	-7.83	87.67	100.20
1	1P	130	TYR	CB-CG-CD2	-7.83	116.30	121.00
1	iv	97	ARG	NE-CZ-NH2	-7.83	116.38	120.30
1	iO	169	TYR	CB-CG-CD2	-7.83	116.30	121.00
1	3G	143	ARG	NE-CZ-NH2	-7.83	116.38	120.30
1	7q	154	ARG	NE-CZ-NH2	-7.83	116.38	120.30
1	94	143	ARG	NE-CZ-NH2	-7.83	116.38	120.30
1	a0	97	ARG	NE-CZ-NH1	-7.83	116.38	120.30
1	aa	229	ARG	NE-CZ-NH2	-7.83	116.38	120.30
1	as	110	THR	CA-CB-CG2	-7.83	101.43	112.40
1	bi	45	GLU	N-CA-CB	7.83	124.70	110.60
1	cm	40	PHE	CB-CG-CD2	-7.83	115.32	120.80
1	hJ	161	PHE	CB-CG-CD1	-7.83	115.32	120.80
1	kC	167	ARG	NE-CZ-NH2	-7.83	116.38	120.30
1	3e	169	TYR	CB-CG-CD1	7.83	125.70	121.00
1	43	169	TYR	CB-CG-CD1	-7.83	116.30	121.00
1	45	186	THR	CA-CB-CG2	7.83	123.36	112.40
1	70	154	ARG	NE-CZ-NH2	-7.83	116.38	120.30
1	7a	145	TYR	CB-CG-CD1	7.83	125.70	121.00

Continued on next page...

Continued from previous page...

Mol	Chain	Res	Type	Atoms	Z	Observed(°)	Ideal(°)
1	7y	169	TYR	CB-CG-CD1	-7.83	116.30	121.00
1	12	18	ARG	NE-CZ-NH1	7.83	124.22	120.30
1	1	130	TYR	CB-CG-CD1	7.83	125.70	121.00
1	3t	51	ASP	CB-CG-OD2	7.83	125.35	118.30
1	fj	119	THR	CA-CB-CG2	-7.83	101.44	112.40
1	fY	167	ARG	NE-CZ-NH1	7.83	124.22	120.30
1	kT	173	ARG	NE-CZ-NH2	-7.83	116.39	120.30
1	3e	40	PHE	CB-CG-CD2	7.83	126.28	120.80
1	3H	82	ARG	NE-CZ-NH1	7.83	124.21	120.30
1	5B	173	ARG	NE-CZ-NH1	7.83	124.21	120.30
1	5Q	229	ARG	NE-CZ-NH1	7.83	124.21	120.30
1	78	36	VAL	CA-CB-CG1	7.83	122.64	110.90
1	7e	31	ALA	CB-CA-C	7.83	121.84	110.10
1	56	167	ARG	NE-CZ-NH1	7.83	124.21	120.30
1	5V	51	ASP	CB-CG-OD1	7.83	125.34	118.30
1	75	143	ARG	NE-CZ-NH1	7.83	124.21	120.30
1	9p	162	ARG	NH1-CZ-NH2	-7.83	110.79	119.40
1	ch	143	ARG	NH1-CZ-NH2	-7.83	110.79	119.40
1	gD	154	ARG	NE-CZ-NH1	7.83	124.21	120.30
1	kO	164	TYR	CB-CG-CD2	-7.83	116.30	121.00
1	lt	154	ARG	NE-CZ-NH2	-7.83	116.39	120.30
1	lF	221	VAL	CA-CB-CG1	-7.83	99.16	110.90
1	6W	45	GLU	OE1-CD-OE2	-7.83	113.91	123.30
1	7Q	154	ARG	NE-CZ-NH2	7.83	124.21	120.30
1	9Z	143	ARG	NE-CZ-NH1	7.83	124.21	120.30
1	bz	100	ARG	NE-CZ-NH2	-7.83	116.39	120.30
1	iS	18	ARG	NE-CZ-NH2	7.82	124.21	120.30
1	jj	100	ARG	NE-CZ-NH1	7.82	124.21	120.30
1	jT	168	PHE	CB-CG-CD2	7.82	126.28	120.80
1	jV	40	PHE	CB-CG-CD2	-7.82	115.32	120.80
1	lE	197	ASP	CB-CG-OD2	7.82	125.34	118.30
1	lK	144	MET	CG-SD-CE	-7.82	87.68	100.20
1	lQ	143	ARG	CD-NE-CZ	7.82	134.55	123.60
1	6Z	208	ALA	CB-CA-C	-7.82	98.36	110.10
1	8a	162	ARG	NE-CZ-NH1	7.82	124.21	120.30
1	Y	154	ARG	NH1-CZ-NH2	-7.82	110.79	119.40
1	fJ	3	VAL	CA-CB-CG2	-7.82	99.17	110.90
1	O	173	ARG	NE-CZ-NH1	7.82	124.21	120.30
1	j3	58	THR	N-CA-CB	7.82	125.16	110.30
1	2U	132	ARG	NH1-CZ-NH2	-7.82	110.80	119.40
1	6V	40	PHE	CB-CG-CD2	7.82	126.28	120.80
1	8u	145	TYR	CB-CG-CD1	-7.82	116.31	121.00

Continued on next page...

Continued from previous page...

Mol	Chain	Res	Type	Atoms	Z	Observed(°)	Ideal(°)
1	eS	68	MET	CG-SD-CE	-7.82	87.68	100.20
1	hF	109	SER	N-CA-CB	7.82	122.23	110.50
1	hS	145	TYR	CB-CG-CD1	7.82	125.69	121.00
1	iO	167	ARG	NE-CZ-NH1	-7.82	116.39	120.30
1	k1	51	ASP	CB-CG-OD1	7.82	125.34	118.30
1	7z	162	ARG	NE-CZ-NH1	-7.82	116.39	120.30
1	8P	167	ARG	NH1-CZ-NH2	-7.82	110.80	119.40
1	9c	162	ARG	NE-CZ-NH1	7.82	124.21	120.30
1	bV	100	ARG	NE-CZ-NH2	-7.82	116.39	120.30
1	c2	164	TYR	CG-CD2-CE2	-7.82	115.04	121.30
1	cw	100	ARG	NE-CZ-NH2	-7.82	116.39	120.30
1	cy	97	ARG	NE-CZ-NH2	-7.82	116.39	120.30
1	dD	164	TYR	CB-CG-CD2	7.82	125.69	121.00
1	gz	113	GLU	OE1-CD-OE2	-7.82	113.92	123.30
1	kG	18	ARG	NE-CZ-NH1	-7.82	116.39	120.30
1	5t	32	PHE	CB-CG-CD2	-7.82	115.33	120.80
1	cT	154	ARG	NE-CZ-NH1	7.82	124.21	120.30
1	iA	161	PHE	CB-CG-CD1	-7.82	115.33	120.80
1	lN	100	ARG	NE-CZ-NH1	7.82	124.21	120.30
1	2Y	191	VAL	CA-CB-CG2	-7.82	99.17	110.90
1	5e	11	VAL	CA-CB-CG2	-7.82	99.17	110.90
1	5U	163	ASP	CB-CG-OD1	7.82	125.33	118.30
1	5Y	169	TYR	CZ-CE2-CD2	-7.82	112.76	119.80
1	6Y	97	ARG	NE-CZ-NH1	7.82	124.21	120.30
1	7A	164	TYR	CB-CG-CD1	-7.82	116.31	121.00
1	dz	220	GLY	O-C-N	-7.82	110.19	122.70
1	dZ	145	TYR	CD1-CE1-CZ	7.82	126.84	119.80
1	fv	143	ARG	NH1-CZ-NH2	-7.82	110.80	119.40
1	hM	162	ARG	NE-CZ-NH1	7.82	124.21	120.30
1	kK	168	PHE	CB-CG-CD1	-7.82	115.33	120.80
1	5Q	173	ARG	NE-CZ-NH2	-7.82	116.39	120.30
1	77	130	TYR	CB-CG-CD1	7.82	125.69	121.00
1	7r	55	MET	CG-SD-CE	-7.82	87.70	100.20
1	9J	97	ARG	NE-CZ-NH2	-7.82	116.39	120.30
1	d7	126	VAL	CA-CB-CG2	-7.82	99.18	110.90
1	n	201	ILE	O-C-N	-7.82	110.19	122.70
1	iV	152	ASP	CB-CG-OD2	7.81	125.33	118.30
1	jY	145	TYR	CG-CD2-CE2	-7.81	115.05	121.30
1	k6	195	ASN	CB-CA-C	7.81	126.03	110.40
1	6l	32	PHE	CB-CG-CD2	-7.81	115.33	120.80
1	dJ	97	ARG	NE-CZ-NH2	-7.81	116.39	120.30
1	gb	229	ARG	NH1-CZ-NH2	-7.81	110.81	119.40

Continued on next page...

Continued from previous page...

Mol	Chain	Res	Type	Atoms	Z	Observed(°)	Ideal(°)
1	ha	65	ALA	CB-CA-C	7.81	121.82	110.10
1	hA	161	PHE	CB-CG-CD2	-7.81	115.33	120.80
1	im	82	ARG	NE-CZ-NH1	7.81	124.21	120.30
1	it	162	ARG	NE-CZ-NH1	7.81	124.21	120.30
1	6A	229	ARG	NE-CZ-NH1	7.81	124.21	120.30
1	8N	164	TYR	CD1-CG-CD2	7.81	126.49	117.90
1	9u	161	PHE	CB-CG-CD1	-7.81	115.33	120.80
1	dF	143	ARG	NE-CZ-NH1	-7.81	116.39	120.30
1	j0	55	MET	CG-SD-CE	-7.81	87.70	100.20
1	3X	132	ARG	NE-CZ-NH1	7.81	124.21	120.30
1	4E	185	MET	CG-SD-CE	-7.81	87.70	100.20
1	9J	162	ARG	NE-CZ-NH1	7.81	124.20	120.30
1	aY	130	TYR	CG-CD1-CE1	-7.81	115.05	121.30
1	bP	185	MET	CG-SD-CE	-7.81	87.70	100.20
1	hS	162	ARG	NE-CZ-NH2	-7.81	116.39	120.30
1	iA	143	ARG	CD-NE-CZ	7.81	134.53	123.60
1	lh	82	ARG	NH1-CZ-NH2	-7.81	110.81	119.40
1	lr	142	VAL	CA-CB-CG1	-7.81	99.18	110.90
1	32	167	ARG	NE-CZ-NH1	7.81	124.20	120.30
1	46	168	PHE	CB-CG-CD1	7.81	126.27	120.80
1	5O	32	PHE	CB-CG-CD2	-7.81	115.33	120.80
1	7N	23	TRP	CB-CG-CD1	-7.81	116.85	127.00
1	82	100	ARG	NE-CZ-NH1	-7.81	116.40	120.30
1	8E	132	ARG	NE-CZ-NH1	7.81	124.20	120.30
1	8K	216	THR	CA-CB-CG2	-7.81	101.47	112.40
1	8N	97	ARG	NH1-CZ-NH2	-7.81	110.81	119.40
1	90	79	GLU	OE1-CD-OE2	-7.81	113.93	123.30
1	fD	163	ASP	CB-CG-OD1	7.81	125.33	118.30
1	fl	216	THR	CA-CB-CG2	-7.81	101.47	112.40
1	k2	23	TRP	CB-CG-CD1	-7.81	116.85	127.00
1	kL	92	GLU	OE1-CD-OE2	-7.81	113.93	123.30
1	lt	162	ARG	NE-CZ-NH1	7.81	124.20	120.30
1	lx	130	TYR	CG-CD1-CE1	-7.81	115.05	121.30
1	2r	162	ARG	NE-CZ-NH2	-7.81	116.40	120.30
1	4s	10	MET	CG-SD-CE	-7.81	87.71	100.20
1	4u	167	ARG	NH1-CZ-NH2	-7.81	110.81	119.40
1	99	229	ARG	NE-CZ-NH2	-7.81	116.40	120.30
1	aX	76	GLU	OE1-CD-OE2	-7.81	113.93	123.30
1	b3	145	TYR	CB-CG-CD1	-7.81	116.31	121.00
1	cc	197	ASP	CB-CG-OD1	7.81	125.33	118.30
1	d8	167	ARG	NE-CZ-NH2	-7.81	116.40	120.30
1	ef	117	TRP	CB-CG-CD2	7.81	136.75	126.60

Continued on next page...

Continued from previous page...

Mol	Chain	Res	Type	Atoms	Z	Observed(°)	Ideal(°)
1	4	18	ARG	NH1-CZ-NH2	-7.81	110.81	119.40
1	ic	173	ARG	NE-CZ-NH2	-7.81	116.40	120.30
1	j7	167	ARG	NE-CZ-NH1	7.81	124.20	120.30
1	kd	3	VAL	CG1-CB-CG2	-7.81	98.41	110.90
1	ld	173	ARG	NE-CZ-NH2	-7.81	116.40	120.30
1	52	152	ASP	CB-CG-OD1	-7.81	111.28	118.30
1	bm	161	PHE	CB-CG-CD2	-7.81	115.34	120.80
1	1N	144	MET	CG-SD-CE	-7.80	87.71	100.20
1	iS	144	MET	CG-SD-CE	-7.80	87.71	100.20
1	kt	23	TRP	CB-CG-CD2	-7.80	116.45	126.60
1	lp	163	ASP	CB-CG-OD1	7.80	125.32	118.30
1	2x	229	ARG	NE-CZ-NH2	7.80	124.20	120.30
1	4O	132	ARG	NE-CZ-NH1	7.80	124.20	120.30
1	5u	130	TYR	CB-CG-CD1	7.80	125.68	121.00
1	5z	229	ARG	NE-CZ-NH1	7.80	124.20	120.30
1	5X	51	ASP	CB-CG-OD1	7.80	125.33	118.30
1	a3	164	TYR	CB-CG-CD2	-7.80	116.32	121.00
1	aM	39	MET	CG-SD-CE	-7.80	87.71	100.20
1	d4	162	ARG	NE-CZ-NH1	7.80	124.20	120.30
1	ex	166	ASP	CB-CG-OD1	7.80	125.32	118.30
1	eU	161	PHE	CB-CG-CD2	-7.80	115.34	120.80
1	E	173	ARG	NE-CZ-NH1	7.80	124.20	120.30
1	X	169	TYR	CB-CG-CD1	-7.80	116.32	121.00
1	80	161	PHE	CB-CG-CD2	7.80	126.26	120.80
1	h1	169	TYR	CG-CD1-CE1	-7.80	115.06	121.30
1	24	96	MET	CG-SD-CE	7.80	112.68	100.20
1	37	81	ASP	CB-CG-OD2	7.80	125.32	118.30
1	3y	97	ARG	NE-CZ-NH1	7.80	124.20	120.30
1	8i	82	ARG	NE-CZ-NH1	7.80	124.20	120.30
1	8l	169	TYR	CB-CG-CD1	-7.80	116.32	121.00
1	aC	40	PHE	CB-CG-CD1	-7.80	115.34	120.80
1	aT	152	ASP	CB-CG-OD1	7.80	125.32	118.30
1	br	169	TYR	CG-CD1-CE1	7.80	127.54	121.30
1	da	132	ARG	NE-CZ-NH2	-7.80	116.40	120.30
1	iu	130	TYR	CG-CD2-CE2	-7.80	115.06	121.30
1	iI	229	ARG	NE-CZ-NH2	7.80	124.20	120.30
1	25	97	ARG	NE-CZ-NH2	-7.80	116.40	120.30
1	3Z	40	PHE	CB-CG-CD1	7.80	126.26	120.80
1	4s	7	GLN	C-N-CA	7.80	138.68	122.30
1	7s	154	ARG	NE-CZ-NH2	-7.80	116.40	120.30
1	dM	154	ARG	NH1-CZ-NH2	-7.80	110.82	119.40
1	fh	145	TYR	CB-CG-CD2	7.80	125.68	121.00

Continued on next page...

Continued from previous page...

Mol	Chain	Res	Type	Atoms	Z	Observed(°)	Ideal(°)
1	kf	100	ARG	NE-CZ-NH2	-7.80	116.40	120.30
1	5x	97	ARG	NE-CZ-NH1	7.80	124.20	120.30
1	6U	132	ARG	NE-CZ-NH2	-7.80	116.40	120.30
1	7a	162	ARG	NE-CZ-NH2	7.80	124.20	120.30
1	fq	82	ARG	NE-CZ-NH2	-7.80	116.40	120.30
1	jH	143	ARG	NE-CZ-NH1	7.80	124.20	120.30
1	3T	103	ASP	CB-CG-OD2	7.80	125.32	118.30
1	5D	130	TYR	CB-CG-CD1	-7.80	116.32	121.00
1	6V	161	PHE	CB-CG-CD1	-7.80	115.34	120.80
1	cE	173	ARG	NH1-CZ-NH2	-7.80	110.82	119.40
1	dT	169	TYR	CB-CG-CD1	-7.80	116.32	121.00
1	z	229	ARG	NE-CZ-NH2	-7.80	116.40	120.30
1	48	143	ARG	NE-CZ-NH1	7.79	124.20	120.30
1	6C	51	ASP	CB-CG-OD1	7.79	125.31	118.30
1	cs	81	ASP	CB-CG-OD2	-7.79	111.28	118.30
1	ko	132	ARG	NE-CZ-NH1	7.79	124.20	120.30
1	3K	161	PHE	CB-CG-CD1	7.79	126.25	120.80
1	aU	130	TYR	CG-CD1-CE1	-7.79	115.06	121.30
1	cn	166	ASP	CB-CG-OD2	7.79	125.31	118.30
1	g5	143	ARG	NE-CZ-NH1	7.79	124.20	120.30
1	hJ	97	ARG	NE-CZ-NH1	7.79	124.20	120.30
1	jY	215	MET	CG-SD-CE	-7.79	87.73	100.20
1	kx	86	VAL	CA-CB-CG1	-7.79	99.21	110.90
1	kP	169	TYR	CB-CG-CD2	-7.79	116.33	121.00
1	lb	24	VAL	CA-CB-CG2	-7.79	99.21	110.90
1	lh	81	ASP	CB-CG-OD2	7.79	125.31	118.30
1	lx	164	TYR	CG-CD2-CE2	-7.79	115.07	121.30
1	3l	143	ARG	NH1-CZ-NH2	-7.79	110.83	119.40
1	5E	215	MET	CG-SD-CE	-7.79	87.73	100.20
1	b2	32	PHE	CB-CG-CD2	-7.79	115.35	120.80
1	ci	185	MET	CG-SD-CE	-7.79	87.73	100.20
1	dI	130	TYR	CB-CG-CD2	-7.79	116.33	121.00
1	0	59	VAL	CA-CB-CG2	7.79	122.59	110.90
1	hz	32	PHE	CB-CG-CD2	-7.79	115.35	120.80
1	cQ	152	ASP	CB-CG-OD1	-7.79	111.29	118.30
1	iX	40	PHE	CB-CG-CD2	-7.79	115.35	120.80
1	jN	167	ARG	NE-CZ-NH2	-7.79	116.41	120.30
1	kQ	173	ARG	NE-CZ-NH1	7.79	124.19	120.30
1	2k	154	ARG	CD-NE-CZ	7.79	134.50	123.60
1	3W	145	TYR	CG-CD2-CE2	-7.79	115.07	121.30
1	7x	97	ARG	NE-CZ-NH1	7.79	124.19	120.30
1	b9	39	MET	CG-SD-CE	-7.79	87.74	100.20

Continued on next page...

Continued from previous page...

Mol	Chain	Res	Type	Atoms	Z	Observed(°)	Ideal(°)
1	1n	97	ARG	NE-CZ-NH2	-7.79	116.41	120.30
1	eO	78	ALA	CB-CA-C	7.79	121.78	110.10
1	4R	169	TYR	CB-CG-CD1	7.79	125.67	121.00
1	6V	162	ARG	NE-CZ-NH1	7.79	124.19	120.30
1	8t	32	PHE	CB-CG-CD2	7.79	126.25	120.80
1	1V	130	TYR	CB-CG-CD1	7.79	125.67	121.00
1	3d	97	ARG	NE-CZ-NH1	7.79	124.19	120.30
1	6P	229	ARG	NE-CZ-NH1	7.79	124.19	120.30
1	B	67	GLN	CG-CD-OE1	7.79	137.17	121.60
1	gb	168	PHE	CB-CG-CD2	-7.78	115.35	120.80
1	j3	32	PHE	CB-CG-CD2	7.78	126.25	120.80
1	25	132	ARG	NE-CZ-NH2	-7.78	116.41	120.30
1	2x	145	TYR	CB-CG-CD1	-7.78	116.33	121.00
1	5s	130	TYR	CB-CG-CD1	-7.78	116.33	121.00
1	63	81	ASP	CB-CG-OD2	-7.78	111.29	118.30
1	8s	167	ARG	NE-CZ-NH1	7.78	124.19	120.30
1	b5	82	ARG	NE-CZ-NH2	7.78	124.19	120.30
1	cl	97	ARG	NH1-CZ-NH2	-7.78	110.84	119.40
1	S	130	TYR	CB-CG-CD1	7.78	125.67	121.00
1	jd	66	MET	CG-SD-CE	-7.78	87.75	100.20
1	kw	164	TYR	CB-CG-CD1	-7.78	116.33	121.00
1	kM	154	ARG	NE-CZ-NH2	-7.78	116.41	120.30
1	57	97	ARG	NE-CZ-NH2	-7.78	116.41	120.30
1	6W	214	MET	CG-SD-CE	-7.78	87.75	100.20
1	79	109	SER	N-CA-CB	7.78	122.17	110.50
1	aP	143	ARG	NE-CZ-NH2	7.78	124.19	120.30
1	fC	168	PHE	CB-CG-CD2	-7.78	115.35	120.80
1	gw	145	TYR	CB-CG-CD1	-7.78	116.33	121.00
1	j1	18	ARG	NH1-CZ-NH2	-7.78	110.84	119.40
1	jX	23	TRP	CB-CG-CD1	-7.78	116.89	127.00
1	5i	132	ARG	NE-CZ-NH2	7.78	124.19	120.30
1	9y	145	TYR	CB-CG-CD2	-7.78	116.33	121.00
1	a4	229	ARG	NH1-CZ-NH2	7.78	127.96	119.40
1	dF	229	ARG	NE-CZ-NH2	-7.78	116.41	120.30
1	eg	167	ARG	NH1-CZ-NH2	-7.78	110.84	119.40
1	eB	18	ARG	NE-CZ-NH2	-7.78	116.41	120.30
1	fy	143	ARG	NE-CZ-NH2	-7.78	116.41	120.30
1	6H	10	MET	CG-SD-CE	-7.78	87.75	100.20
1	6I	23	TRP	CB-CG-CD1	-7.78	116.89	127.00
1	an	162	ARG	NE-CZ-NH2	-7.78	116.41	120.30
1	g	82	ARG	NE-CZ-NH1	7.78	124.19	120.30
1	ig	82	ARG	NE-CZ-NH2	-7.78	116.41	120.30

Continued on next page...

Continued from previous page...

Mol	Chain	Res	Type	Atoms	Z	Observed(°)	Ideal(°)
1	iA	165	VAL	CA-CB-CG1	7.78	122.57	110.90
1	jJ	144	MET	CA-CB-CG	7.78	126.52	113.30
1	3k	32	PHE	CB-CG-CD2	7.78	126.25	120.80
1	c1	143	ARG	NE-CZ-NH1	7.78	124.19	120.30
1	cj	181	VAL	O-C-N	-7.78	110.26	122.70
1	cU	161	PHE	CB-CG-CD2	7.78	126.24	120.80
1	e2	81	ASP	CB-CG-OD2	7.78	125.30	118.30
1	1w	163	ASP	CB-CG-OD1	7.78	125.30	118.30
1	t	143	ARG	NE-CZ-NH2	7.78	124.19	120.30
1	5	40	PHE	CB-CG-CD2	-7.78	115.36	120.80
1	je	144	MET	CG-SD-CE	-7.78	87.76	100.20
1	jO	173	ARG	NE-CZ-NH2	-7.78	116.41	120.30
1	lR	40	PHE	CB-CG-CD1	7.78	126.24	120.80
1	2p	18	ARG	NE-CZ-NH2	7.78	124.19	120.30
1	2y	117	TRP	CD1-CG-CD2	-7.78	100.08	106.30
1	4f	169	TYR	CB-CG-CD2	-7.78	116.33	121.00
1	4X	154	ARG	NE-CZ-NH1	-7.78	116.41	120.30
1	6g	185	MET	CG-SD-CE	-7.78	87.76	100.20
1	aA	185	MET	CG-SD-CE	-7.78	87.76	100.20
1	cD	100	ARG	O-C-N	-7.78	109.98	123.20
1	dD	154	ARG	NE-CZ-NH2	7.78	124.19	120.30
1	fp	132	ARG	NE-CZ-NH2	-7.78	116.41	120.30
1	fu	167	ARG	NE-CZ-NH2	7.78	124.19	120.30
1	3l	130	TYR	CB-CG-CD1	-7.77	116.34	121.00
1	55	18	ARG	NE-CZ-NH2	7.77	124.19	120.30
1	9D	18	ARG	NE-CZ-NH1	7.77	124.19	120.30
1	iE	162	ARG	NH1-CZ-NH2	-7.77	110.85	119.40
1	2l	197	ASP	CB-CG-OD2	7.77	125.30	118.30
1	72	100	ARG	NE-CZ-NH1	7.77	124.19	120.30
1	9j	132	ARG	NE-CZ-NH1	7.77	124.19	120.30
1	cd	168	PHE	CB-CG-CD2	-7.77	115.36	120.80
1	cp	117	TRP	CB-CG-CD1	-7.77	116.90	127.00
1	eA	39	MET	CG-SD-CE	-7.77	87.76	100.20
1	g7	161	PHE	CB-CG-CD1	-7.77	115.36	120.80
1	j	82	ARG	NE-CZ-NH2	7.77	124.19	120.30
1	a0	169	TYR	CB-CG-CD2	-7.77	116.34	121.00
1	al	229	ARG	NE-CZ-NH1	7.77	124.19	120.30
1	6T	144	MET	CG-SD-CE	-7.77	87.77	100.20
1	8N	79	GLU	N-CA-CB	7.77	124.59	110.60
1	cH	163	ASP	CB-CG-OD2	7.77	125.29	118.30
1	dM	166	ASP	CB-CG-OD1	7.77	125.29	118.30
1	eB	39	MET	CG-SD-CE	-7.77	87.77	100.20

Continued on next page...

Continued from previous page...

Mol	Chain	Res	Type	Atoms	Z	Observed(°)	Ideal(°)
1	hO	18	ARG	NE-CZ-NH2	-7.77	116.42	120.30
1	2v	204	ALA	CB-CA-C	-7.77	98.45	110.10
1	36	58	THR	CA-CB-CG2	7.77	123.27	112.40
1	6r	40	PHE	CB-CG-CD1	-7.77	115.36	120.80
1	6s	82	ARG	NE-CZ-NH1	7.77	124.18	120.30
1	7X	117	TRP	CE3-CZ3-CH2	7.77	129.74	121.20
1	c6	197	ASP	CB-CG-OD2	7.77	125.29	118.30
1	cF	152	ASP	CB-CG-OD2	-7.77	111.31	118.30
1	fE	143	ARG	NE-CZ-NH1	7.77	124.18	120.30
1	d	100	ARG	NE-CZ-NH2	-7.77	116.42	120.30
1	ja	167	ARG	NE-CZ-NH2	-7.77	116.42	120.30
1	jP	32	PHE	CB-CG-CD1	-7.77	115.36	120.80
1	kQ	97	ARG	NE-CZ-NH1	7.77	124.18	120.30
1	2Y	166	ASP	CB-CG-OD2	7.77	125.29	118.30
1	7l	26	VAL	CG1-CB-CG2	-7.77	98.47	110.90
1	7F	167	ARG	NE-CZ-NH2	-7.77	116.42	120.30
1	90	152	ASP	CB-CG-OD1	7.77	125.29	118.30
1	dU	100	ARG	NE-CZ-NH2	-7.77	116.42	120.30
1	eQ	97	ARG	NH1-CZ-NH2	-7.77	110.86	119.40
1	k5	28	GLU	OE1-CD-OE2	-7.76	113.98	123.30
1	kE	143	ARG	NE-CZ-NH2	-7.76	116.42	120.30
1	2h	82	ARG	NE-CZ-NH1	7.76	124.18	120.30
1	2P	18	ARG	NE-CZ-NH2	7.76	124.18	120.30
1	3z	152	ASP	CB-CG-OD2	7.76	125.29	118.30
1	6P	130	TYR	CB-CG-CD2	7.76	125.66	121.00
1	7P	167	ARG	NE-CZ-NH1	7.76	124.18	120.30
1	7Z	40	PHE	CB-CG-CD1	-7.76	115.37	120.80
1	bZ	228	ALA	N-CA-CB	7.76	120.97	110.10
1	fD	154	ARG	NE-CZ-NH2	-7.76	116.42	120.30
1	x	154	ARG	NE-CZ-NH2	-7.76	116.42	120.30
1	1D	169	TYR	CG-CD2-CE2	-7.76	115.09	121.30
1	4w	98	GLU	OE1-CD-OE2	7.76	132.62	123.30
1	6O	154	ARG	NE-CZ-NH2	-7.76	116.42	120.30
1	7P	164	TYR	CG-CD2-CE2	-7.76	115.09	121.30
1	8g	152	ASP	CB-CG-OD2	7.76	125.29	118.30
1	aR	18	ARG	NH1-CZ-NH2	-7.76	110.86	119.40
1	iv	173	ARG	NE-CZ-NH2	-7.76	116.42	120.30
1	3A	229	ARG	NE-CZ-NH2	-7.76	116.42	120.30
1	4G	97	ARG	NE-CZ-NH1	7.76	124.18	120.30
1	8U	143	ARG	NE-CZ-NH1	7.76	124.18	120.30
1	bS	77	ALA	CB-CA-C	7.76	121.74	110.10
1	hq	154	ARG	NE-CZ-NH1	7.76	124.18	120.30

Continued on next page...

Continued from previous page...

Mol	Chain	Res	Type	Atoms	Z	Observed(°)	Ideal(°)
1	k8	161	PHE	CB-CG-CD1	-7.76	115.37	120.80
1	20	40	PHE	CB-CG-CD2	7.76	126.23	120.80
1	3e	100	ARG	NE-CZ-NH2	-7.76	116.42	120.30
1	3n	39	MET	CG-SD-CE	-7.76	87.78	100.20
1	9M	130	TYR	CB-CG-CD2	-7.76	116.34	121.00
1	b5	143	ARG	NE-CZ-NH1	7.76	124.18	120.30
1	bM	100	ARG	NE-CZ-NH2	-7.76	116.42	120.30
1	hF	132	ARG	NE-CZ-NH2	7.76	124.18	120.30
1	jQ	168	PHE	CB-CG-CD1	-7.76	115.37	120.80
1	5z	18	ARG	NE-CZ-NH1	7.76	124.18	120.30
1	7O	132	ARG	NE-CZ-NH1	7.76	124.18	120.30
1	eD	142	VAL	CA-CB-CG2	-7.76	99.26	110.90
1	f0	213	GLU	OE1-CD-OE2	-7.76	113.99	123.30
1	j0	184	TRP	CB-CG-CD2	-7.76	116.52	126.60
1	1Y	130	TYR	CB-CG-CD2	-7.76	116.35	121.00
1	kV	133	TRP	CH2-CZ2-CE2	7.76	125.16	117.40
1	3C	173	ARG	NE-CZ-NH1	7.76	124.18	120.30
1	4b	82	ARG	NE-CZ-NH2	7.76	124.18	120.30
1	8n	163	ASP	CB-CG-OD1	7.76	125.28	118.30
1	aO	29	GLU	OE1-CD-OE2	-7.76	113.99	123.30
1	1n	164	TYR	CB-CG-CD2	7.76	125.65	121.00
1	e0	143	ARG	NE-CZ-NH1	7.76	124.18	120.30
1	ef	185	MET	CG-SD-CE	-7.76	87.79	100.20
1	ei	103	ASP	CB-CG-OD1	7.76	125.28	118.30
1	ei	130	TYR	CB-CG-CD2	-7.76	116.35	121.00
1	eq	51	ASP	CB-CG-OD1	7.76	125.28	118.30
1	fV	96	MET	CG-SD-CE	-7.76	87.79	100.20
1	M	18	ARG	NH1-CZ-NH2	-7.76	110.87	119.40
1	1I	143	ARG	NE-CZ-NH2	7.75	124.18	120.30
1	hh	82	ARG	NE-CZ-NH1	7.75	124.18	120.30
1	6Z	97	ARG	NE-CZ-NH1	7.75	124.18	120.30
1	dz	133	TRP	CB-CG-CD2	-7.75	116.52	126.60
1	N	59	VAL	CA-CB-CG1	-7.75	99.27	110.90
1	id	100	ARG	NE-CZ-NH2	-7.75	116.42	120.30
1	2Y	164	TYR	CG-CD1-CE1	-7.75	115.10	121.30
1	45	82	ARG	NE-CZ-NH2	-7.75	116.42	120.30
1	9c	167	ARG	NE-CZ-NH2	-7.75	116.42	120.30
1	9R	143	ARG	NE-CZ-NH2	7.75	124.18	120.30
1	9S	164	TYR	CB-CG-CD1	7.75	125.65	121.00
1	aK	100	ARG	NE-CZ-NH1	7.75	124.18	120.30
1	17	145	TYR	CB-CG-CD1	-7.75	116.35	121.00
1	cW	100	ARG	NE-CZ-NH2	-7.75	116.42	120.30

Continued on next page...

Continued from previous page...

Mol	Chain	Res	Type	Atoms	Z	Observed(°)	Ideal(°)
1	dr	169	TYR	CB-CG-CD1	-7.75	116.35	121.00
1	A	167	ARG	NE-CZ-NH2	-7.75	116.42	120.30
1	iO	154	ARG	NE-CZ-NH1	7.75	124.18	120.30
1	kU	31	ALA	N-CA-CB	7.75	120.95	110.10
1	lI	108	THR	CA-CB-CG2	-7.75	101.55	112.40
1	2i	32	PHE	CB-CG-CD1	7.75	126.23	120.80
1	4c	32	PHE	CB-CG-CD1	-7.75	115.37	120.80
1	b5	82	ARG	NE-CZ-NH1	7.75	124.18	120.30
1	dr	108	THR	CA-CB-CG2	-7.75	101.55	112.40
1	eI	143	ARG	NE-CZ-NH2	-7.75	116.42	120.30
1	d	185	MET	CG-SD-CE	-7.75	87.80	100.20
1	jT	45	GLU	OE1-CD-OE2	-7.75	114.00	123.30
1	ln	143	ARG	NE-CZ-NH1	7.75	124.17	120.30
1	4c	161	PHE	CB-CG-CD2	-7.75	115.38	120.80
1	66	229	ARG	NE-CZ-NH2	-7.75	116.42	120.30
1	cq	163	ASP	CB-CG-OD2	7.75	125.28	118.30
1	1D	164	TYR	CD1-CE1-CZ	7.75	126.77	119.80
1	gx	173	ARG	NE-CZ-NH2	7.75	124.17	120.30
1	jA	145	TYR	CD1-CE1-CZ	7.75	126.77	119.80
1	jP	143	ARG	NE-CZ-NH1	7.75	124.17	120.30
1	lE	41	SER	N-CA-CB	7.75	122.12	110.50
1	4U	149	SER	N-CA-CB	7.75	122.12	110.50
1	6m	169	TYR	CB-CG-CD1	-7.75	116.35	121.00
1	8x	97	ARG	NE-CZ-NH1	7.75	124.17	120.30
1	8Z	82	ARG	NE-CZ-NH2	-7.75	116.43	120.30
1	az	40	PHE	CB-CG-CD1	-7.75	115.38	120.80
1	aE	166	ASP	CB-CG-OD1	7.75	125.27	118.30
1	cx	184	TRP	CB-CG-CD2	-7.75	116.53	126.60
1	gw	100	ARG	NH1-CZ-NH2	-7.75	110.88	119.40
1	id	229	ARG	NE-CZ-NH2	-7.75	116.43	120.30
1	5M	166	ASP	CB-CG-OD2	7.75	125.27	118.30
1	7Q	40	PHE	CB-CG-CD1	-7.75	115.38	120.80
1	7X	58	THR	CA-CB-CG2	-7.75	101.56	112.40
1	8S	164	TYR	CZ-CE2-CD2	-7.75	112.83	119.80
1	c8	81	ASP	CB-CG-OD1	-7.75	111.33	118.30
1	1E	80	TRP	CB-CG-CD2	-7.75	116.53	126.60
1	ib	167	ARG	NE-CZ-NH2	7.75	124.17	120.30
1	1U	185	MET	CG-SD-CE	-7.75	87.81	100.20
1	2A	143	ARG	NE-CZ-NH2	-7.75	116.43	120.30
1	3Q	215	MET	CG-SD-CE	-7.75	87.81	100.20
1	8p	51	ASP	CB-CG-OD1	-7.75	111.33	118.30
1	1l	100	ARG	NE-CZ-NH1	7.75	124.17	120.30

Continued on next page...

Continued from previous page...

Mol	Chain	Res	Type	Atoms	Z	Observed(°)	Ideal(°)
1	cs	67	GLN	CG-CD-OE1	-7.75	106.11	121.60
1	gh	24	VAL	CA-CB-CG2	-7.74	99.28	110.90
1	1E	130	TYR	CB-CG-CD1	7.74	125.65	121.00
1	gS	143	ARG	NE-CZ-NH2	-7.74	116.43	120.30
1	ic	96	MET	CG-SD-CE	-7.74	87.81	100.20
1	iX	10	MET	CG-SD-CE	-7.74	87.81	100.20
1	jY	214	MET	CG-SD-CE	-7.74	87.81	100.20
1	kj	23	TRP	CB-CG-CD2	7.74	136.67	126.60
1	kS	162	ARG	NE-CZ-NH2	-7.74	116.43	120.30
1	lw	184	TRP	CB-CG-CD2	7.74	136.67	126.60
1	2K	32	PHE	CB-CG-CD1	7.74	126.22	120.80
1	3e	97	ARG	NE-CZ-NH2	-7.74	116.43	120.30
1	3F	81	ASP	CB-CG-OD2	7.74	125.27	118.30
1	4s	145	TYR	CB-CG-CD1	7.74	125.65	121.00
1	4w	149	SER	N-CA-CB	7.74	122.12	110.50
1	5W	167	ARG	NE-CZ-NH1	7.74	124.17	120.30
1	5Z	214	MET	CG-SD-CE	-7.74	87.81	100.20
1	8B	154	ARG	NE-CZ-NH1	7.74	124.17	120.30
1	cQ	145	TYR	CG-CD1-CE1	-7.74	115.11	121.30
1	d8	82	ARG	NE-CZ-NH2	7.74	124.17	120.30
1	db	105	ALA	N-CA-CB	-7.74	99.26	110.10
1	gA	80	TRP	CB-CG-CD2	7.74	136.66	126.60
1	2u	184	TRP	CB-CG-CD1	7.74	137.06	127.00
1	3E	32	PHE	CB-CG-CD1	-7.74	115.38	120.80
1	dH	19	THR	CA-CB-CG2	7.74	123.24	112.40
1	1V	166	ASP	CB-CG-OD2	7.74	125.27	118.30
1	lb	130	TYR	CB-CG-CD1	7.74	125.64	121.00
1	3c	159	GLU	OE1-CD-OE2	-7.74	114.01	123.30
1	5c	130	TYR	CB-CG-CD1	7.74	125.64	121.00
1	5Q	174	ALA	N-CA-CB	-7.74	99.26	110.10
1	7T	173	ARG	NE-CZ-NH1	7.74	124.17	120.30
1	ai	167	ARG	NE-CZ-NH2	-7.74	116.43	120.30
1	aj	154	ARG	NE-CZ-NH1	-7.74	116.43	120.30
1	1h	143	ARG	NE-CZ-NH2	-7.74	116.43	120.30
1	g0	22	ALA	CB-CA-C	7.74	121.71	110.10
1	g5	66	MET	CG-SD-CE	-7.74	87.81	100.20
1	jK	197	ASP	CB-CG-OD2	7.74	125.26	118.30
1	lR	162	ARG	NH1-CZ-NH2	-7.74	110.89	119.40
1	2b	66	MET	CG-SD-CE	7.74	112.58	100.20
1	2l	10	MET	CG-SD-CE	-7.74	87.82	100.20
1	7M	197	ASP	CB-CG-OD1	7.74	125.27	118.30
1	8i	132	ARG	NE-CZ-NH2	7.74	124.17	120.30

Continued on next page...

Continued from previous page...

Mol	Chain	Res	Type	Atoms	Z	Observed(°)	Ideal(°)
1	9r	229	ARG	NE-CZ-NH1	7.74	124.17	120.30
1	fB	162	ARG	NE-CZ-NH2	-7.74	116.43	120.30
1	k4	169	TYR	CB-CG-CD2	7.74	125.64	121.00
1	3l	169	TYR	CB-CG-CD1	7.74	125.64	121.00
1	3X	130	TYR	CB-CG-CD1	7.74	125.64	121.00
1	4W	168	PHE	CB-CG-CD1	-7.74	115.38	120.80
1	b0	82	ARG	NE-CZ-NH2	-7.74	116.43	120.30
1	bv	68	MET	CG-SD-CE	-7.74	87.82	100.20
1	19	100	ARG	NE-CZ-NH2	-7.74	116.43	120.30
1	eQ	145	TYR	CB-CG-CD2	7.74	125.64	121.00
1	fM	81	ASP	CB-CG-OD2	-7.74	111.34	118.30
1	7	144	MET	CG-SD-CE	7.74	112.58	100.20
1	gz	109	SER	N-CA-CB	7.74	122.10	110.50
1	7n	29	GLU	OE1-CD-OE2	-7.74	114.02	123.30
1	9n	145	TYR	CG-CD1-CE1	-7.74	115.11	121.30
1	a4	169	TYR	CG-CD1-CE1	7.74	127.49	121.30
1	1v	167	ARG	NE-CZ-NH1	7.74	124.17	120.30
1	hI	168	PHE	CB-CG-CD1	-7.73	115.39	120.80
1	hI	173	ARG	NE-CZ-NH1	7.73	124.17	120.30
1	iw	35	GLU	O-C-N	-7.73	110.33	122.70
1	2g	18	ARG	NE-CZ-NH1	7.73	124.17	120.30
1	7M	81	ASP	CB-CG-OD2	7.73	125.26	118.30
1	7V	173	ARG	NE-CZ-NH1	7.73	124.17	120.30
1	bG	18	ARG	NE-CZ-NH2	-7.73	116.43	120.30
1	gg	164	TYR	CB-CG-CD2	-7.73	116.36	121.00
1	1P	143	ARG	NE-CZ-NH2	-7.73	116.43	120.30
1	iN	192	GLN	CG-CD-OE1	7.73	137.06	121.60
1	iX	172	LEU	CB-CG-CD2	7.73	124.14	111.00
1	2q	66	MET	CG-SD-CE	-7.73	87.83	100.20
1	30	169	TYR	CG-CD2-CE2	7.73	127.48	121.30
1	9h	97	ARG	NE-CZ-NH2	-7.73	116.43	120.30
1	ca	103	ASP	CB-CG-OD1	7.73	125.26	118.30
1	cW	100	ARG	NE-CZ-NH1	7.73	124.17	120.30
1	ek	100	ARG	NH1-CZ-NH2	-7.73	110.89	119.40
1	fj	97	ARG	NE-CZ-NH2	-7.73	116.43	120.30
1	fE	228	ALA	N-CA-CB	-7.73	99.27	110.10
1	E	32	PHE	CB-CG-CD1	-7.73	115.39	120.80
1	jV	154	ARG	NE-CZ-NH2	-7.73	116.43	120.30
1	4I	65	ALA	CB-CA-C	7.73	121.69	110.10
1	4U	213	GLU	OE1-CD-OE2	-7.73	114.02	123.30
1	5h	229	ARG	NE-CZ-NH2	-7.73	116.44	120.30
1	7I	154	ARG	NE-CZ-NH1	7.73	124.17	120.30

Continued on next page...

Continued from previous page...

Mol	Chain	Res	Type	Atoms	Z	Observed(°)	Ideal(°)
1	93	80	TRP	CB-CG-CD2	7.73	136.65	126.60
1	9S	217	ALA	N-CA-CB	7.73	120.92	110.10
1	ai	108	THR	N-CA-CB	7.73	124.99	110.30
1	9C	81	ASP	CB-CG-OD2	7.73	125.26	118.30
1	hc	132	ARG	NE-CZ-NH1	7.73	124.16	120.30
1	ka	143	ARG	NE-CZ-NH1	7.73	124.16	120.30
1	3l	162	ARG	NE-CZ-NH2	-7.73	116.44	120.30
1	3J	214	MET	CG-SD-CE	-7.73	87.83	100.20
1	3M	154	ARG	NE-CZ-NH2	-7.73	116.44	120.30
1	49	132	ARG	NH1-CZ-NH2	-7.73	110.90	119.40
1	5D	164	TYR	CB-CG-CD1	7.73	125.64	121.00
1	12	103	ASP	CB-CG-OD1	7.73	125.25	118.30
1	bg	80	TRP	CZ3-CH2-CZ2	-7.73	112.33	121.60
1	cf	105	ALA	N-CA-CB	-7.73	99.28	110.10
1	eq	169	TYR	CB-CG-CD2	-7.73	116.36	121.00
1	kq	40	PHE	CB-CG-CD2	-7.73	115.39	120.80
1	22	215	MET	CG-SD-CE	-7.73	87.84	100.20
1	3J	28	GLU	OE1-CD-OE2	-7.73	114.03	123.30
1	3V	12	HIS	CA-CB-CG	7.73	126.73	113.60
1	af	82	ARG	NE-CZ-NH2	7.73	124.16	120.30
1	hL	100	ARG	NE-CZ-NH2	-7.72	116.44	120.30
1	ip	4	GLN	N-CA-CB	7.72	124.50	110.60
1	iU	100	ARG	NE-CZ-NH2	-7.72	116.44	120.30
1	lQ	229	ARG	NE-CZ-NH2	7.72	124.16	120.30
1	2g	39	MET	CG-SD-CE	-7.72	87.84	100.20
1	4m	166	ASP	CB-CG-OD2	-7.72	111.35	118.30
1	5B	229	ARG	NE-CZ-NH2	-7.72	116.44	120.30
1	eU	18	ARG	NE-CZ-NH1	7.72	124.16	120.30
1	h1	229	ARG	NE-CZ-NH1	7.72	124.16	120.30
1	ix	82	ARG	NE-CZ-NH2	7.72	124.16	120.30
1	jo	144	MET	CG-SD-CE	-7.72	87.84	100.20
1	kB	184	TRP	CB-CG-CD1	-7.72	116.96	127.00
1	3Q	229	ARG	NE-CZ-NH2	-7.72	116.44	120.30
1	5w	167	ARG	NE-CZ-NH1	7.72	124.16	120.30
1	5E	178	SER	N-CA-CB	7.72	122.08	110.50
1	9E	100	ARG	NE-CZ-NH1	7.72	124.16	120.30
1	az	82	ARG	NH1-CZ-NH2	-7.72	110.90	119.40
1	bk	32	PHE	CB-CG-CD2	-7.72	115.39	120.80
1	eU	100	ARG	NE-CZ-NH2	-7.72	116.44	120.30
1	fn	169	TYR	CG-CD1-CE1	-7.72	115.12	121.30
1	hs	173	ARG	NH1-CZ-NH2	-7.72	110.91	119.40
1	jc	40	PHE	CB-CG-CD2	7.72	126.20	120.80

Continued on next page...

Continued from previous page...

Mol	Chain	Res	Type	Atoms	Z	Observed(°)	Ideal(°)
1	lP	130	TYR	CB-CG-CD1	7.72	125.63	121.00
1	4O	132	ARG	NE-CZ-NH2	-7.72	116.44	120.30
1	da	18	ARG	NH1-CZ-NH2	-7.72	110.91	119.40
1	gF	82	ARG	NH1-CZ-NH2	-7.72	110.91	119.40
1	jH	229	ARG	NH1-CZ-NH2	-7.72	110.91	119.40
1	3D	215	MET	CG-SD-CE	-7.72	87.85	100.20
1	3G	152	ASP	CB-CG-OD2	7.72	125.25	118.30
1	4F	130	TYR	CG-CD1-CE1	-7.72	115.12	121.30
1	6o	169	TYR	CB-CG-CD1	-7.72	116.37	121.00
1	c3	130	TYR	CB-CG-CD1	-7.72	116.37	121.00
1	fj	161	PHE	CB-CG-CD1	-7.72	115.40	120.80
1	d	152	ASP	CB-CG-OD1	-7.72	111.35	118.30
1	3D	117	TRP	CD1-NE1-CE2	7.72	115.95	109.00
1	8W	81	ASP	CB-CG-OD1	-7.72	111.35	118.30
1	am	145	TYR	CB-CG-CD1	7.72	125.63	121.00
1	ci	229	ARG	NE-CZ-NH2	-7.72	116.44	120.30
1	eg	100	ARG	NE-CZ-NH2	-7.72	116.44	120.30
1	gt	132	ARG	NE-CZ-NH1	7.72	124.16	120.30
1	hR	31	ALA	CB-CA-C	7.72	121.67	110.10
1	iu	97	ARG	NE-CZ-NH1	7.72	124.16	120.30
1	k0	169	TYR	CB-CG-CD1	-7.72	116.37	121.00
1	kD	55	MET	CG-SD-CE	-7.72	87.85	100.20
1	kO	142	VAL	CG1-CB-CG2	-7.72	98.55	110.90
1	le	23	TRP	CE3-CZ3-CH2	7.72	129.69	121.20
1	6i	81	ASP	CB-CG-OD1	-7.72	111.36	118.30
1	6j	164	TYR	CB-CG-CD1	7.72	125.63	121.00
1	74	81	ASP	CB-CG-OD2	-7.72	111.36	118.30
1	8F	82	ARG	NE-CZ-NH1	7.72	124.16	120.30
1	aG	51	ASP	CB-CG-OD1	7.72	125.25	118.30
1	e5	100	ARG	NE-CZ-NH2	-7.72	116.44	120.30
1	1s	173	ARG	NE-CZ-NH2	-7.72	116.44	120.30
1	fm	164	TYR	CB-CG-CD1	-7.72	116.37	121.00
1	1E	145	TYR	CB-CG-CD1	-7.71	116.37	121.00
1	2i	18	ARG	NH1-CZ-NH2	-7.71	110.91	119.40
1	7K	154	ARG	NE-CZ-NH1	7.71	124.16	120.30
1	8f	162	ARG	NE-CZ-NH1	7.71	124.16	120.30
1	bk	145	TYR	CZ-CE2-CD2	-7.71	112.86	119.80
1	ck	154	ARG	NE-CZ-NH1	7.71	124.16	120.30
1	ev	143	ARG	NE-CZ-NH2	-7.71	116.44	120.30
1	eD	130	TYR	CB-CG-CD2	-7.71	116.37	121.00
1	o	103	ASP	CB-CG-OD2	-7.71	111.36	118.30
1	2m	154	ARG	NH1-CZ-NH2	-7.71	110.92	119.40

Continued on next page...

Continued from previous page...

Mol	Chain	Res	Type	Atoms	Z	Observed(°)	Ideal(°)
1	5L	169	TYR	CB-CG-CD1	-7.71	116.37	121.00
1	6P	132	ARG	NE-CZ-NH2	-7.71	116.44	120.30
1	8y	145	TYR	CB-CG-CD1	7.71	125.63	121.00
1	94	184	TRP	CD1-NE1-CE2	7.71	115.94	109.00
1	bO	166	ASP	CB-CG-OD1	-7.71	111.36	118.30
1	f9	103	ASP	CB-CG-OD1	7.71	125.24	118.30
1	gz	107	THR	CA-CB-CG2	-7.71	101.60	112.40
1	gU	110	THR	CA-CB-CG2	-7.71	101.60	112.40
1	h0	100	ARG	NE-CZ-NH1	7.71	124.16	120.30
1	iA	97	ARG	NE-CZ-NH2	-7.71	116.44	120.30
1	kV	169	TYR	CG-CD2-CE2	7.71	127.47	121.30
1	4V	65	ALA	O-C-N	-7.71	110.36	122.70
1	52	68	MET	CG-SD-CE	-7.71	87.86	100.20
1	6g	32	PHE	CG-CD2-CE2	7.71	129.28	120.80
1	8Q	152	ASP	CB-CG-OD1	7.71	125.24	118.30
1	9q	32	PHE	CB-CG-CD1	-7.71	115.40	120.80
1	9V	161	PHE	CB-CG-CD1	-7.71	115.40	120.80
1	60	221	VAL	CG1-CB-CG2	-7.71	98.56	110.90
1	7T	169	TYR	CB-CG-CD2	7.71	125.63	121.00
1	9A	173	ARG	NE-CZ-NH2	-7.71	116.44	120.30
1	cN	22	ALA	CB-CA-C	-7.71	98.53	110.10
1	ff	97	ARG	NE-CZ-NH1	7.71	124.16	120.30
1	l5	197	ASP	CB-CG-OD2	7.71	125.24	118.30
1	lI	97	ARG	NE-CZ-NH1	7.71	124.15	120.30
1	2t	105	ALA	N-CA-CB	-7.71	99.31	110.10
1	4G	82	ARG	NE-CZ-NH2	-7.71	116.44	120.30
1	cx	82	ARG	NE-CZ-NH2	-7.71	116.45	120.30
1	i5	167	ARG	NE-CZ-NH2	-7.71	116.45	120.30
1	iV	168	PHE	CB-CG-CD1	-7.71	115.41	120.80
1	kR	162	ARG	NH1-CZ-NH2	-7.71	110.92	119.40
1	4c	185	MET	CB-CA-C	7.71	125.81	110.40
1	82	162	ARG	NE-CZ-NH2	-7.71	116.45	120.30
1	8s	168	PHE	CB-CG-CD2	-7.71	115.41	120.80
1	dJ	71	GLU	OE1-CD-OE2	-7.71	114.05	123.30
1	ey	229	ARG	NE-CZ-NH1	7.71	124.15	120.30
1	eI	167	ARG	NE-CZ-NH1	7.71	124.15	120.30
1	gq	100	ARG	NE-CZ-NH2	7.71	124.15	120.30
1	h9	229	ARG	NE-CZ-NH2	-7.71	116.45	120.30
1	j0	167	ARG	NE-CZ-NH2	-7.71	116.45	120.30
1	2R	154	ARG	NE-CZ-NH1	7.71	124.15	120.30
1	dd	40	PHE	CB-CG-CD1	7.71	126.19	120.80
1	1Q	152	ASP	CB-CG-OD1	7.70	125.23	118.30

Continued on next page...

Continued from previous page...

Mol	Chain	Res	Type	Atoms	Z	Observed(°)	Ideal(°)
1	2f	192	GLN	O-C-N	-7.70	110.37	122.70
1	84	117	TRP	CB-CG-CD1	-7.70	116.98	127.00
1	8q	97	ARG	NE-CZ-NH2	-7.70	116.45	120.30
1	eB	18	ARG	NE-CZ-NH1	7.70	124.15	120.30
1	2	174	ALA	N-CA-CB	-7.70	99.31	110.10
1	g9	144	MET	CG-SD-CE	-7.70	87.88	100.20
1	gQ	97	ARG	NE-CZ-NH2	-7.70	116.45	120.30
1	3e	100	ARG	CD-NE-CZ	7.70	134.38	123.60
1	3V	145	TYR	CB-CG-CD2	-7.70	116.38	121.00
1	7G	18	ARG	NE-CZ-NH2	-7.70	116.45	120.30
1	fi	229	ARG	NH1-CZ-NH2	-7.70	110.93	119.40
1	gJ	145	TYR	CD1-CE1-CZ	-7.70	112.87	119.80
1	iB	97	ARG	NE-CZ-NH1	7.70	124.15	120.30
1	4m	143	ARG	NE-CZ-NH1	7.70	124.15	120.30
1	4B	185	MET	CG-SD-CE	-7.70	87.88	100.20
1	4E	130	TYR	CB-CG-CD1	7.70	125.62	121.00
1	5v	229	ARG	NE-CZ-NH1	-7.70	116.45	120.30
1	5X	32	PHE	CB-CG-CD1	-7.70	115.41	120.80
1	aE	145	TYR	CB-CG-CD1	-7.70	116.38	121.00
1	er	43	LEU	CB-CG-CD2	7.70	124.09	111.00
1	fq	32	PHE	CB-CG-CD2	-7.70	115.41	120.80
1	fx	51	ASP	CB-CG-OD1	7.70	125.23	118.30
1	j7	144	MET	CG-SD-CE	-7.70	87.88	100.20
1	5H	18	ARG	NE-CZ-NH2	-7.70	116.45	120.30
1	5M	32	PHE	CB-CG-CD2	-7.70	115.41	120.80
1	ay	154	ARG	NE-CZ-NH1	7.70	124.15	120.30
1	aD	173	ARG	NH1-CZ-NH2	-7.70	110.93	119.40
1	d8	166	ASP	CB-CG-OD1	7.70	125.23	118.30
1	dv	161	PHE	CB-CG-CD1	7.70	126.19	120.80
1	1l	169	TYR	CB-CG-CD1	-7.70	116.38	121.00
1	0	163	ASP	CB-CG-OD1	7.70	125.23	118.30
1	hO	164	TYR	CG-CD2-CE2	-7.70	115.14	121.30
1	jF	51	ASP	CB-CG-OD1	7.70	125.23	118.30
1	bM	23	TRP	CE2-CD2-CG	-7.70	101.14	107.30
1	gj	133	TRP	CB-CG-CD2	-7.70	116.59	126.60
1	1N	154	ARG	NE-CZ-NH2	-7.70	116.45	120.30
1	iZ	229	ARG	NE-CZ-NH2	-7.70	116.45	120.30
1	jl	162	ARG	NE-CZ-NH2	-7.70	116.45	120.30
1	jn	100	ARG	NE-CZ-NH1	7.70	124.15	120.30
1	kv	32	PHE	CB-CG-CD2	-7.70	115.41	120.80
1	2k	173	ARG	NE-CZ-NH2	7.70	124.15	120.30
1	3k	166	ASP	CB-CG-OD2	7.70	125.22	118.30

Continued on next page...

Continued from previous page...

Mol	Chain	Res	Type	Atoms	Z	Observed(°)	Ideal(°)
1	4p	173	ARG	NE-CZ-NH1	7.70	124.15	120.30
1	d5	167	ARG	NE-CZ-NH1	7.70	124.15	120.30
1	1	229	ARG	NH1-CZ-NH2	-7.70	110.94	119.40
1	33	96	MET	CG-SD-CE	-7.69	87.89	100.20
1	3w	100	ARG	NH1-CZ-NH2	-7.69	110.94	119.40
1	4W	143	ARG	NE-CZ-NH1	7.69	124.15	120.30
1	7m	132	ARG	NE-CZ-NH2	-7.69	116.45	120.30
1	b6	162	ARG	NE-CZ-NH1	7.69	124.15	120.30
1	bI	51	ASP	CB-CG-OD1	7.69	125.22	118.30
1	eJ	133	TRP	CB-CG-CD1	7.69	137.00	127.00
1	i2	65	ALA	CB-CA-C	-7.69	98.56	110.10
1	k4	130	TYR	CB-CG-CD2	-7.69	116.38	121.00
1	lc	81	ASP	CB-CG-OD2	-7.69	111.38	118.30
1	6k	55	MET	CG-SD-CE	-7.69	87.89	100.20
1	dF	163	ASP	CB-CG-OD1	7.69	125.22	118.30
1	dY	97	ARG	NE-CZ-NH2	-7.69	116.45	120.30
1	eQ	154	ARG	NE-CZ-NH2	-7.69	116.45	120.30
1	fO	229	ARG	NH1-CZ-NH2	-7.69	110.94	119.40
1	D	162	ARG	NE-CZ-NH1	7.69	124.15	120.30
1	gA	168	PHE	CB-CG-CD2	7.69	126.18	120.80
1	3j	118	MET	CG-SD-CE	-7.69	87.90	100.20
1	4y	163	ASP	CB-CG-OD1	7.69	125.22	118.30
1	8t	18	ARG	NE-CZ-NH2	-7.69	116.45	120.30
1	8K	51	ASP	CB-CG-OD1	7.69	125.22	118.30
1	cH	173	ARG	NE-CZ-NH2	7.69	124.14	120.30
1	lg	166	ASP	CB-CG-OD1	7.69	125.22	118.30
1	cO	81	ASP	CB-CG-OD1	7.69	125.22	118.30
1	iV	133	TRP	CE2-CD2-CG	-7.69	101.15	107.30
1	kr	97	ARG	NE-CZ-NH1	7.69	124.14	120.30
1	2b	82	ARG	NE-CZ-NH2	-7.69	116.45	120.30
1	5x	16	SER	N-CA-CB	7.69	122.03	110.50
1	dA	154	ARG	NE-CZ-NH1	7.69	124.14	120.30
1	h9	169	TYR	CB-CG-CD2	-7.69	116.39	121.00
1	6X	132	ARG	NE-CZ-NH2	-7.69	116.46	120.30
1	8D	102	SER	N-CA-CB	7.69	122.03	110.50
1	8I	173	ARG	NH1-CZ-NH2	-7.69	110.94	119.40
1	ch	130	TYR	CB-CG-CD2	-7.69	116.39	121.00
1	eW	97	ARG	NE-CZ-NH1	7.69	124.14	120.30
1	gk	168	PHE	CB-CG-CD2	7.69	126.18	120.80
1	i9	80	TRP	CB-CG-CD2	-7.69	116.61	126.60
1	5W	162	ARG	NE-CZ-NH1	7.69	124.14	120.30
1	8M	40	PHE	CB-CG-CD2	7.69	126.18	120.80

Continued on next page...

Continued from previous page...

Mol	Chain	Res	Type	Atoms	Z	Observed(°)	Ideal(°)
1	fO	162	ARG	NE-CZ-NH1	7.69	124.14	120.30
1	83	130	TYR	CB-CG-CD2	7.68	125.61	121.00
1	8n	229	ARG	NH1-CZ-NH2	-7.68	110.95	119.40
1	ao	229	ARG	NE-CZ-NH2	-7.68	116.46	120.30
1	bd	154	ARG	NE-CZ-NH1	7.68	124.14	120.30
1	bL	167	ARG	NE-CZ-NH1	7.68	124.14	120.30
1	ed	40	PHE	CB-CG-CD1	7.68	126.18	120.80
1	el	130	TYR	CB-CG-CD2	-7.68	116.39	121.00
1	1r	18	ARG	NE-CZ-NH1	-7.68	116.46	120.30
1	gB	32	PHE	CB-CG-CD1	7.68	126.18	120.80
1	kf	164	TYR	CB-CG-CD2	-7.68	116.39	121.00
1	ln	161	PHE	CB-CG-CD1	-7.68	115.42	120.80
1	ll	145	TYR	CB-CG-CD1	-7.68	116.39	121.00
1	2j	22	ALA	N-CA-CB	-7.68	99.34	110.10
1	47	145	TYR	CG-CD2-CE2	-7.68	115.15	121.30
1	7B	143	ARG	NH1-CZ-NH2	-7.68	110.95	119.40
1	8H	154	ARG	NE-CZ-NH2	-7.68	116.46	120.30
1	al	100	ARG	NE-CZ-NH2	-7.68	116.46	120.30
1	ar	229	ARG	NE-CZ-NH1	7.68	124.14	120.30
1	bA	164	TYR	CB-CG-CD1	7.68	125.61	121.00
1	3T	154	ARG	NE-CZ-NH2	-7.68	116.46	120.30
1	6l	100	ARG	NE-CZ-NH2	-7.68	116.46	120.30
1	dq	66	MET	CG-SD-CE	-7.68	87.91	100.20
1	gU	132	ARG	NE-CZ-NH1	7.68	124.14	120.30
1	ho	173	ARG	NE-CZ-NH2	7.68	124.14	120.30
1	iQ	173	ARG	NH1-CZ-NH2	-7.68	110.95	119.40
1	kQ	130	TYR	CB-CG-CD1	-7.68	116.39	121.00
1	kT	117	TRP	CB-CG-CD1	-7.68	117.02	127.00
1	2c	162	ARG	NE-CZ-NH2	-7.68	116.46	120.30
1	4d	32	PHE	CB-CG-CD2	7.68	126.17	120.80
1	4F	154	ARG	NE-CZ-NH1	7.68	124.14	120.30
1	5r	143	ARG	NE-CZ-NH1	7.68	124.14	120.30
1	5w	143	ARG	NE-CZ-NH2	-7.68	116.46	120.30
1	5M	145	TYR	CB-CG-CD2	7.68	125.61	121.00
1	8y	18	ARG	NE-CZ-NH2	-7.68	116.46	120.30
1	bk	132	ARG	NE-CZ-NH2	7.68	124.14	120.30
1	ld	229	ARG	NE-CZ-NH1	7.68	124.14	120.30
1	cE	82	ARG	NE-CZ-NH1	7.68	124.14	120.30
1	dT	132	ARG	NE-CZ-NH2	7.68	124.14	120.30
1	gZ	109	SER	N-CA-CB	7.68	122.02	110.50
1	k1	38	PRO	N-CA-CB	7.68	112.51	103.30
1	lC	65	ALA	N-CA-CB	-7.68	99.35	110.10

Continued on next page...

Continued from previous page...

Mol	Chain	Res	Type	Atoms	Z	Observed(°)	Ideal(°)
1	2G	130	TYR	CB-CG-CD1	7.68	125.61	121.00
1	2Q	168	PHE	CB-CG-CD1	7.68	126.17	120.80
1	7h	40	PHE	CB-CG-CD2	7.68	126.17	120.80
1	7y	143	ARG	NE-CZ-NH2	-7.68	116.46	120.30
1	8K	169	TYR	CB-CG-CD2	-7.68	116.39	121.00
1	9V	152	ASP	CB-CG-OD1	7.68	125.21	118.30
1	hX	23	TRP	O-C-N	-7.68	110.42	122.70
1	ia	10	MET	CG-SD-CE	-7.68	87.92	100.20
1	j1	169	TYR	CB-CG-CD2	-7.68	116.39	121.00
1	jj	162	ARG	NE-CZ-NH1	7.68	124.14	120.30
1	k2	164	TYR	CG-CD2-CE2	-7.68	115.16	121.30
1	22	82	ARG	NE-CZ-NH1	7.68	124.14	120.30
1	2W	103	ASP	CB-CG-OD2	7.68	125.21	118.30
1	5K	162	ARG	NE-CZ-NH1	7.68	124.14	120.30
1	6C	23	TRP	CA-CB-CG	7.68	128.28	113.70
1	7l	145	TYR	CB-CG-CD1	-7.68	116.39	121.00
1	8G	213	GLU	OE1-CD-OE2	-7.68	114.09	123.30
1	8N	161	PHE	CB-CG-CD1	-7.68	115.43	120.80
1	ab	143	ARG	NE-CZ-NH2	-7.68	116.46	120.30
1	as	7	GLN	C-N-CA	7.68	138.42	122.30
1	bK	215	MET	CG-SD-CE	-7.68	87.92	100.20
1	1g	132	ARG	NE-CZ-NH2	7.68	124.14	120.30
1	iS	81	ASP	CB-CG-OD1	-7.67	111.39	118.30
1	kH	107	THR	CA-CB-CG2	-7.67	101.66	112.40
1	lr	212	GLU	OE1-CD-OE2	-7.67	114.09	123.30
1	lK	164	TYR	CB-CG-CD1	-7.67	116.39	121.00
1	2Z	173	ARG	NE-CZ-NH2	-7.67	116.46	120.30
1	6A	100	ARG	NE-CZ-NH2	-7.67	116.46	120.30
1	6O	169	TYR	CB-CG-CD2	-7.67	116.39	121.00
1	79	169	TYR	CB-CG-CD1	-7.67	116.39	121.00
1	7s	118	MET	CG-SD-CE	-7.67	87.92	100.20
1	bP	81	ASP	CB-CG-OD2	7.67	125.21	118.30
1	ci	82	ARG	NH1-CZ-NH2	-7.67	110.96	119.40
1	1n	168	PHE	CB-CG-CD1	-7.67	115.43	120.80
1	e2	169	TYR	CB-CG-CD2	-7.67	116.39	121.00
1	1p	167	ARG	NE-CZ-NH2	-7.67	116.46	120.30
1	g3	145	TYR	CB-CG-CD2	-7.67	116.39	121.00
1	24	55	MET	CG-SD-CE	-7.67	87.92	100.20
1	3K	229	ARG	NE-CZ-NH2	-7.67	116.46	120.30
1	5n	229	ARG	NH1-CZ-NH2	-7.67	110.96	119.40
1	5G	167	ARG	NE-CZ-NH2	-7.67	116.46	120.30
1	6q	173	ARG	NE-CZ-NH2	7.67	124.14	120.30

Continued on next page...

Continued from previous page...

Mol	Chain	Res	Type	Atoms	Z	Observed(°)	Ideal(°)
1	fa	23	TRP	CD1-CG-CD2	7.67	112.44	106.30
1	gE	81	ASP	CB-CG-OD1	7.67	125.20	118.30
1	lI	82	ARG	NE-CZ-NH2	-7.67	116.47	120.30
1	jn	144	MET	CG-SD-CE	-7.67	87.93	100.20
1	kk	72	THR	CA-CB-CG2	-7.67	101.66	112.40
1	5l	145	TYR	CB-CG-CD1	7.67	125.60	121.00
1	7P	164	TYR	CZ-CE2-CD2	7.67	126.70	119.80
1	93	28	GLU	OE1-CD-OE2	-7.67	114.09	123.30
1	aD	103	ASP	CB-CG-OD2	-7.67	111.39	118.30
1	e6	188	THR	N-CA-CB	7.67	124.88	110.30
1	fZ	173	ARG	NE-CZ-NH2	-7.67	116.46	120.30
1	hv	181	VAL	CA-CB-CG1	-7.67	99.39	110.90
1	hy	166	ASP	CB-CG-OD2	-7.67	111.40	118.30
1	kC	173	ARG	NE-CZ-NH1	7.67	124.14	120.30
1	f2	166	ASP	CB-CG-OD1	7.67	125.20	118.30
1	jc	97	ARG	NE-CZ-NH1	-7.67	116.47	120.30
1	kE	229	ARG	NE-CZ-NH2	7.67	124.14	120.30
1	lQ	169	TYR	CG-CD2-CE2	7.67	127.44	121.30
1	4W	143	ARG	NE-CZ-NH2	-7.67	116.47	120.30
1	4X	163	ASP	CB-CG-OD2	7.67	125.20	118.30
1	6l	39	MET	CG-SD-CE	-7.67	87.93	100.20
1	co	185	MET	CG-SD-CE	-7.67	87.93	100.20
1	fO	51	ASP	CB-CG-OD1	7.67	125.20	118.30
1	hI	164	TYR	CB-CG-CD1	-7.67	116.40	121.00
1	hK	154	ARG	NE-CZ-NH2	-7.67	116.47	120.30
1	iM	18	ARG	NE-CZ-NH1	7.67	124.13	120.30
1	kY	169	TYR	CB-CG-CD1	-7.67	116.40	121.00
1	ll	144	MET	CG-SD-CE	-7.67	87.94	100.20
1	lm	215	MET	CA-CB-CG	-7.67	100.27	113.30
1	44	88	ALA	N-CA-CB	-7.67	99.37	110.10
1	4b	185	MET	CG-SD-CE	-7.67	87.93	100.20
1	4u	162	ARG	NE-CZ-NH1	7.67	124.13	120.30
1	4R	164	TYR	CG-CD1-CE1	-7.67	115.17	121.30
1	5m	54	THR	CA-CB-CG2	7.67	123.13	112.40
1	82	130	TYR	CG-CD2-CE2	-7.67	115.17	121.30
1	ad	68	MET	CG-SD-CE	-7.67	87.93	100.20
1	bC	55	MET	CG-SD-CE	-7.67	87.93	100.20
1	bI	144	MET	CG-SD-CE	-7.67	87.93	100.20
1	cz	164	TYR	CB-CG-CD1	7.67	125.60	121.00
1	cY	130	TYR	CB-CG-CD2	-7.67	116.40	121.00
1	er	62	HIS	CA-CB-CG	-7.67	100.56	113.60
1	fF	108	THR	CA-CB-CG2	-7.67	101.67	112.40

Continued on next page...

Continued from previous page...

Mol	Chain	Res	Type	Atoms	Z	Observed(°)	Ideal(°)
1	fR	166	ASP	CB-CA-C	7.67	125.73	110.40
1	jr	173	ARG	NH1-CZ-NH2	7.67	127.83	119.40
1	jD	164	TYR	CB-CG-CD1	7.67	125.60	121.00
1	33	167	ARG	NE-CZ-NH1	7.67	124.13	120.30
1	8e	162	ARG	NE-CZ-NH2	-7.67	116.47	120.30
1	go	162	ARG	NE-CZ-NH1	7.66	124.13	120.30
1	gG	81	ASP	CB-CG-OD1	7.66	125.20	118.30
1	hc	97	ARG	NE-CZ-NH1	7.66	124.13	120.30
1	il	31	ALA	CB-CA-C	7.66	121.59	110.10
1	iM	152	ASP	CB-CG-OD1	-7.66	111.40	118.30
1	kc	82	ARG	NE-CZ-NH1	7.66	124.13	120.30
1	74	200	THR	CA-CB-CG2	-7.66	101.67	112.40
1	7k	51	ASP	CB-CG-OD2	-7.66	111.40	118.30
1	bb	209	ALA	N-CA-CB	7.66	120.83	110.10
1	ct	167	ARG	NE-CZ-NH2	-7.66	116.47	120.30
1	1x	169	TYR	CB-CG-CD1	7.66	125.60	121.00
1	gB	173	ARG	NH1-CZ-NH2	7.66	127.83	119.40
1	2r	169	TYR	CB-CG-CD2	-7.66	116.40	121.00
1	dh	197	ASP	CB-CG-OD1	-7.66	111.40	118.30
1	gB	130	TYR	CB-CG-CD1	7.66	125.60	121.00
1	hI	130	TYR	CB-CG-CD1	-7.66	116.40	121.00
1	hS	130	TYR	CB-CG-CD1	7.66	125.60	121.00
1	ia	120	HIS	CA-CB-CG	7.66	126.62	113.60
1	39	162	ARG	NE-CZ-NH1	7.66	124.13	120.30
1	5N	214	MET	CG-SD-CE	-7.66	87.94	100.20
1	7Y	48	THR	CA-CB-CG2	-7.66	101.67	112.40
1	8E	130	TYR	CG-CD1-CE1	-7.66	115.17	121.30
1	9J	143	ARG	NE-CZ-NH2	-7.66	116.47	120.30
1	9X	162	ARG	NH1-CZ-NH2	-7.66	110.97	119.40
1	br	167	ARG	NH1-CZ-NH2	-7.66	110.97	119.40
1	cy	154	ARG	NH1-CZ-NH2	-7.66	110.97	119.40
1	T	163	ASP	CB-CG-OD2	-7.66	111.41	118.30
1	gX	97	ARG	NE-CZ-NH2	-7.66	116.47	120.30
1	ic	130	TYR	CB-CG-CD2	-7.66	116.41	121.00
1	iD	162	ARG	NE-CZ-NH1	7.66	124.13	120.30
1	k2	185	MET	CG-SD-CE	7.66	112.45	100.20
1	5m	40	PHE	CB-CG-CD1	-7.66	115.44	120.80
1	67	52	LEU	CB-CG-CD2	7.66	124.02	111.00
1	13	145	TYR	CB-CG-CD1	7.66	125.59	121.00
1	b3	32	PHE	CB-CG-CD1	-7.66	115.44	120.80
1	1c	197	ASP	CB-CG-OD1	7.66	125.19	118.30
1	dq	162	ARG	NE-CZ-NH2	-7.66	116.47	120.30

Continued on next page...

Continued from previous page...

Mol	Chain	Res	Type	Atoms	Z	Observed(°)	Ideal(°)
1	e2	119	THR	CA-CB-CG2	-7.66	101.68	112.40
1	eM	119	THR	CA-CB-CG2	-7.66	101.68	112.40
1	fq	132	ARG	NE-CZ-NH1	7.66	124.13	120.30
1	1B	164	TYR	CB-CG-CD1	-7.66	116.40	121.00
1	kD	103	ASP	CB-CG-OD1	7.66	125.19	118.30
1	6H	197	ASP	CB-CG-OD2	7.66	125.19	118.30
1	dC	107	THR	CA-CB-CG2	-7.66	101.68	112.40
1	fH	51	ASP	CB-CG-OD1	7.66	125.19	118.30
1	b	217	ALA	N-CA-CB	-7.66	99.38	110.10
1	hs	23	TRP	CZ3-CH2-CZ2	-7.66	112.41	121.60
1	jI	167	ARG	NH1-CZ-NH2	-7.66	110.98	119.40
1	2q	215	MET	CG-SD-CE	-7.66	87.95	100.20
1	4v	1	PRO	N-CD-CG	7.66	114.68	103.20
1	5s	81	ASP	CB-CG-OD2	-7.66	111.41	118.30
1	69	152	ASP	CB-CG-OD1	7.66	125.19	118.30
1	6u	132	ARG	NE-CZ-NH1	7.66	124.13	120.30
1	8K	40	PHE	CB-CG-CD1	-7.65	115.44	120.80
1	ap	32	PHE	CB-CG-CD1	7.65	126.16	120.80
1	eI	103	ASP	CB-CG-OD1	7.65	125.19	118.30
1	fK	161	PHE	CB-CG-CD1	-7.65	115.44	120.80
1	k	58	THR	CA-CB-CG2	-7.65	101.69	112.40
1	v	229	ARG	NH1-CZ-NH2	-7.65	110.98	119.40
1	gl	231	LEU	CB-CG-CD2	-7.65	97.99	111.00
1	gL	132	ARG	NE-CZ-NH1	7.65	124.13	120.30
1	gO	18	ARG	NH1-CZ-NH2	-7.65	110.98	119.40
1	gT	133	TRP	CB-CG-CD2	-7.65	116.65	126.60
1	jj	164	TYR	CG-CD2-CE2	-7.65	115.18	121.30
1	lC	185	MET	CG-SD-CE	-7.65	87.96	100.20
1	2Z	143	ARG	NE-CZ-NH1	-7.65	116.47	120.30
1	4D	32	PHE	CB-CG-CD2	7.65	126.16	120.80
1	4P	132	ARG	NE-CZ-NH1	7.65	124.13	120.30
1	6b	163	ASP	CB-CG-OD1	7.65	125.19	118.30
1	ap	167	ARG	NE-CZ-NH2	-7.65	116.47	120.30
1	b6	162	ARG	NE-CZ-NH2	-7.65	116.47	120.30
1	bF	132	ARG	NE-CZ-NH1	7.65	124.13	120.30
1	cv	144	MET	CG-SD-CE	-7.65	87.96	100.20
1	eG	167	ARG	NE-CZ-NH1	7.65	124.13	120.30
1	fp	82	ARG	NE-CZ-NH1	7.65	124.13	120.30
1	g2	55	MET	CA-CB-CG	7.65	126.31	113.30
1	lq	166	ASP	CB-CG-OD2	-7.65	111.42	118.30
1	3P	68	MET	CG-SD-CE	-7.65	87.96	100.20
1	5O	143	ARG	NH1-CZ-NH2	-7.65	110.98	119.40

Continued on next page...

Continued from previous page...

Mol	Chain	Res	Type	Atoms	Z	Observed(°)	Ideal(°)
1	7L	103	ASP	CB-CG-OD1	7.65	125.19	118.30
1	8H	229	ARG	NH1-CZ-NH2	-7.65	110.98	119.40
1	9t	173	ARG	NH1-CZ-NH2	-7.65	110.98	119.40
1	aB	100	ARG	C-N-CA	7.65	138.37	122.30
1	cr	108	THR	CA-CB-CG2	-7.65	101.69	112.40
1	1p	18	ARG	NE-CZ-NH2	7.65	124.12	120.30
1	kj	100	ARG	NE-CZ-NH1	7.65	124.12	120.30
1	26	32	PHE	CB-CG-CD1	7.65	126.16	120.80
1	3u	146	SER	N-CA-CB	7.65	121.97	110.50
1	3B	162	ARG	NE-CZ-NH2	-7.65	116.48	120.30
1	am	173	ARG	CD-NE-CZ	7.65	134.31	123.60
1	eL	40	PHE	CB-CG-CD1	7.65	126.15	120.80
1	jw	39	MET	CG-SD-CE	-7.65	87.96	100.20
1	k2	143	ARG	NE-CZ-NH1	7.65	124.12	120.30
1	24	32	PHE	CB-CG-CD1	7.65	126.15	120.80
1	2t	130	TYR	CB-CG-CD2	-7.65	116.41	121.00
1	2N	162	ARG	NH1-CZ-NH2	-7.65	110.99	119.40
1	2O	167	ARG	NE-CZ-NH1	7.65	124.12	120.30
1	3i	18	ARG	NE-CZ-NH2	-7.65	116.48	120.30
1	3q	103	ASP	CB-CG-OD1	7.65	125.18	118.30
1	49	161	PHE	CB-CG-CD1	-7.65	115.45	120.80
1	15	32	PHE	CB-CG-CD2	-7.65	115.45	120.80
1	ca	40	PHE	CB-CG-CD1	-7.65	115.45	120.80
1	cv	167	ARG	NE-CZ-NH1	7.65	124.12	120.30
1	di	82	ARG	NE-CZ-NH1	7.65	124.12	120.30
1	eM	164	TYR	CB-CG-CD1	7.65	125.59	121.00
1	k2	161	PHE	CB-CG-CD2	-7.65	115.45	120.80
1	3x	162	ARG	NE-CZ-NH2	-7.65	116.48	120.30
1	4x	51	ASP	CB-CG-OD2	-7.65	111.42	118.30
1	6n	29	GLU	N-CA-CB	-7.65	96.84	110.60
1	6n	81	ASP	CB-CG-OD1	-7.65	111.42	118.30
1	9L	145	TYR	CB-CG-CD2	-7.65	116.41	121.00
1	dK	214	MET	CG-SD-CE	-7.65	87.97	100.20
1	hb	133	TRP	CE2-CD2-CG	7.64	113.42	107.30
1	j2	132	ARG	NE-CZ-NH2	-7.64	116.48	120.30
1	j9	194	ALA	N-CA-CB	-7.64	99.40	110.10
1	kG	164	TYR	CD1-CG-CD2	7.64	126.31	117.90
1	3f	132	ARG	NE-CZ-NH2	-7.64	116.48	120.30
1	4K	133	TRP	CH2-CZ2-CE2	7.64	125.04	117.40
1	8R	143	ARG	NH1-CZ-NH2	7.64	127.81	119.40
1	9v	164	TYR	CB-CG-CD2	-7.64	116.41	121.00
1	bw	48	THR	CA-CB-CG2	-7.64	101.70	112.40

Continued on next page...

Continued from previous page...

Mol	Chain	Res	Type	Atoms	Z	Observed(°)	Ideal(°)
1	di	143	ARG	NE-CZ-NH1	7.64	124.12	120.30
1	eP	132	ARG	NE-CZ-NH1	7.64	124.12	120.30
1	1G	167	ARG	NE-CZ-NH2	-7.64	116.48	120.30
1	is	82	ARG	NE-CZ-NH2	-7.64	116.48	120.30
1	iU	162	ARG	NH1-CZ-NH2	-7.64	110.99	119.40
1	2z	169	TYR	CB-CG-CD1	-7.64	116.41	121.00
1	3W	185	MET	CG-SD-CE	-7.64	87.97	100.20
1	4A	98	GLU	OE1-CD-OE2	-7.64	114.13	123.30
1	5O	10	MET	CG-SD-CE	-7.64	87.97	100.20
1	5S	100	ARG	NE-CZ-NH2	-7.64	116.48	120.30
1	bJ	164	TYR	CG-CD1-CE1	-7.64	115.19	121.30
1	fN	229	ARG	NE-CZ-NH2	-7.64	116.48	120.30
1	hq	82	ARG	NE-CZ-NH1	7.64	124.12	120.30
1	8p	229	ARG	NE-CZ-NH1	7.64	124.12	120.30
1	gD	100	ARG	NE-CZ-NH1	7.64	124.12	120.30
1	k8	161	PHE	CB-CG-CD2	7.64	126.15	120.80
1	kb	80	TRP	CD1-NE1-CE2	7.64	115.88	109.00
1	2F	18	ARG	NE-CZ-NH1	7.64	124.12	120.30
1	bw	154	ARG	NE-CZ-NH2	-7.64	116.48	120.30
1	er	214	MET	CG-SD-CE	-7.64	87.98	100.20
1	X	130	TYR	CB-CG-CD2	7.64	125.58	121.00
1	hP	130	TYR	CG-CD2-CE2	7.64	127.41	121.30
1	li	51	ASP	CB-CG-OD1	-7.64	111.43	118.30
1	3L	229	ARG	NH1-CZ-NH2	-7.64	111.00	119.40
1	5x	59	VAL	CA-CB-CG2	-7.64	99.44	110.90
1	5F	145	TYR	CG-CD2-CE2	7.64	127.41	121.30
1	6b	145	TYR	CD1-CE1-CZ	7.64	126.67	119.80
1	6e	164	TYR	CB-CG-CD2	-7.64	116.42	121.00
1	6i	162	ARG	NE-CZ-NH2	-7.64	116.48	120.30
1	aZ	167	ARG	NE-CZ-NH1	7.64	124.12	120.30
1	fF	133	TRP	CB-CG-CD1	7.64	136.93	127.00
1	K	154	ARG	NE-CZ-NH2	7.64	124.12	120.30
1	iO	133	TRP	CB-CG-CD2	-7.64	116.67	126.60
1	4s	133	TRP	CB-CG-CD2	-7.64	116.67	126.60
1	7d	173	ARG	NE-CZ-NH2	-7.64	116.48	120.30
1	95	163	ASP	CB-CG-OD2	7.64	125.17	118.30
1	au	23	TRP	CA-CB-CG	7.64	128.21	113.70
1	5c	173	ARG	NE-CZ-NH2	-7.63	116.48	120.30
1	6g	100	ARG	NE-CZ-NH2	-7.63	116.48	120.30
1	6n	162	ARG	NE-CZ-NH2	-7.63	116.48	120.30
1	a4	64	ALA	N-CA-CB	7.63	120.79	110.10
1	c2	100	ARG	NE-CZ-NH1	7.63	124.12	120.30

Continued on next page...

Continued from previous page...

Mol	Chain	Res	Type	Atoms	Z	Observed(°)	Ideal(°)
1	d6	142	VAL	CA-CB-CG1	7.63	122.35	110.90
1	ds	197	ASP	CB-CG-OD2	7.63	125.17	118.30
1	p	162	ARG	NE-CZ-NH2	7.63	124.12	120.30
1	A	152	ASP	CB-CG-OD1	7.63	125.17	118.30
1	M	162	ARG	NE-CZ-NH1	7.63	124.12	120.30
1	5G	143	ARG	NH1-CZ-NH2	-7.63	111.00	119.40
1	9p	229	ARG	NH1-CZ-NH2	-7.63	111.00	119.40
1	L	32	PHE	CB-CG-CD2	7.63	126.14	120.80
1	hK	197	ASP	CB-CG-OD1	-7.63	111.43	118.30
1	hX	100	ARG	NH1-CZ-NH2	-7.63	111.00	119.40
1	6R	132	ARG	NE-CZ-NH1	-7.63	116.48	120.30
1	6W	130	TYR	CB-CG-CD1	7.63	125.58	121.00
1	Y	229	ARG	NE-CZ-NH2	-7.63	116.48	120.30
1	bK	152	ASP	CB-CG-OD2	7.63	125.17	118.30
1	c5	81	ASP	CB-CG-OD1	7.63	125.17	118.30
1	dE	143	ARG	NE-CZ-NH1	7.63	124.11	120.30
1	ee	214	MET	CG-SD-CE	-7.63	87.99	100.20
1	gr	177	ALA	N-CA-CB	7.63	120.78	110.10
1	gB	18	ARG	NE-CZ-NH2	7.63	124.11	120.30
1	iF	51	ASP	CB-CG-OD1	7.63	125.17	118.30
1	9l	1	PRO	CA-N-CD	-7.63	100.82	111.50
1	aI	32	PHE	CB-CG-CD2	7.63	126.14	120.80
1	gy	97	ARG	NE-CZ-NH2	-7.63	116.49	120.30
1	1F	18	ARG	NE-CZ-NH2	-7.63	116.49	120.30
1	hv	162	ARG	NE-CZ-NH2	-7.63	116.49	120.30
1	i9	145	TYR	CZ-CE2-CD2	-7.63	112.93	119.80
1	jE	154	ARG	NE-CZ-NH2	7.63	124.11	120.30
1	lo	167	ARG	NE-CZ-NH1	7.63	124.11	120.30
1	2M	130	TYR	CB-CG-CD2	7.63	125.58	121.00
1	7g	215	MET	CG-SD-CE	-7.63	88.00	100.20
1	d7	167	ARG	NE-CZ-NH1	7.63	124.11	120.30
1	B	229	ARG	NE-CZ-NH1	7.63	124.11	120.30
1	hx	173	ARG	NE-CZ-NH1	7.63	124.11	120.30
1	1O	145	TYR	CB-CG-CD1	7.63	125.58	121.00
1	2V	82	ARG	NE-CZ-NH1	7.63	124.11	120.30
1	5c	82	ARG	NE-CZ-NH1	7.63	124.11	120.30
1	aG	130	TYR	CB-CG-CD1	7.63	125.58	121.00
1	fe	117	TRP	CB-CG-CD1	-7.63	117.08	127.00
1	ft	146	SER	N-CA-CB	7.63	121.94	110.50
1	h	68	MET	CG-SD-CE	-7.63	88.00	100.20
1	gk	96	MET	CG-SD-CE	-7.62	88.00	100.20
1	h1	145	TYR	CB-CG-CD2	7.62	125.58	121.00

Continued on next page...

Continued from previous page...

Mol	Chain	Res	Type	Atoms	Z	Observed(°)	Ideal(°)
1	kF	40	PHE	CB-CG-CD2	-7.62	115.46	120.80
1	lw	103	ASP	CB-CG-OD1	7.62	125.16	118.30
1	73	82	ARG	NE-CZ-NH2	-7.62	116.49	120.30
1	8t	132	ARG	NE-CZ-NH1	7.62	124.11	120.30
1	dp	107	THR	CA-CB-CG2	-7.62	101.72	112.40
1	fa	39	MET	CG-SD-CE	-7.62	88.00	100.20
1	hf	162	ARG	NE-CZ-NH1	7.62	124.11	120.30
1	ht	161	PHE	CB-CG-CD2	-7.62	115.46	120.80
1	1M	28	GLU	OE1-CD-OE2	-7.62	114.15	123.30
1	iN	80	TRP	CB-CG-CD1	-7.62	117.09	127.00
1	25	103	ASP	CB-CG-OD2	-7.62	111.44	118.30
1	3S	162	ARG	NE-CZ-NH1	7.62	124.11	120.30
1	4q	36	VAL	CA-CB-CG2	-7.62	99.46	110.90
1	6z	154	ARG	NE-CZ-NH1	7.62	124.11	120.30
1	6M	82	ARG	NH1-CZ-NH2	-7.62	111.01	119.40
1	g0	82	ARG	CD-NE-CZ	7.62	134.27	123.60
1	3	154	ARG	NE-CZ-NH1	7.62	124.11	120.30
1	O	167	ARG	NH1-CZ-NH2	-7.62	111.01	119.40
1	U	169	TYR	CB-CG-CD2	7.62	125.57	121.00
1	1C	23	TRP	CD1-CG-CD2	-7.62	100.20	106.30
1	gX	228	ALA	O-C-N	-7.62	110.50	122.70
1	ik	97	ARG	NE-CZ-NH2	7.62	124.11	120.30
1	is	229	ARG	NE-CZ-NH2	-7.62	116.49	120.30
1	j1	173	ARG	NH1-CZ-NH2	-7.62	111.02	119.40
1	kg	167	ARG	NH1-CZ-NH2	-7.62	111.02	119.40
1	3K	167	ARG	NE-CZ-NH2	-7.62	116.49	120.30
1	43	167	ARG	NE-CZ-NH1	7.62	124.11	120.30
1	4n	51	ASP	CB-CG-OD1	7.62	125.16	118.30
1	cl	143	ARG	NE-CZ-NH1	7.62	124.11	120.30
1	li	164	TYR	CB-CG-CD2	7.62	125.57	121.00
1	dp	163	ASP	CB-CG-OD2	-7.62	111.44	118.30
1	1t	18	ARG	NE-CZ-NH1	7.62	124.11	120.30
1	if	32	PHE	CB-CG-CD2	-7.62	115.47	120.80
1	il	143	ARG	NE-CZ-NH2	7.62	124.11	120.30
1	az	40	PHE	CB-CG-CD2	7.62	126.13	120.80
1	q	18	ARG	NE-CZ-NH2	-7.62	116.49	120.30
1	A	82	ARG	NH1-CZ-NH2	-7.62	111.02	119.40
1	gB	168	PHE	CB-CA-C	7.62	125.64	110.40
1	1J	143	ARG	O-C-N	-7.62	110.51	122.70
1	1X	132	ARG	CD-NE-CZ	7.62	134.27	123.60
1	jO	55	MET	CG-SD-CE	-7.62	88.01	100.20
1	6t	161	PHE	CB-CG-CD2	7.62	126.13	120.80

Continued on next page...

Continued from previous page...

Mol	Chain	Res	Type	Atoms	Z	Observed(°)	Ideal(°)
1	9p	185	MET	CG-SD-CE	-7.62	88.01	100.20
1	9t	145	TYR	CG-CD2-CE2	-7.62	115.20	121.30
1	aW	23	TRP	CD1-CG-CD2	-7.62	100.20	106.30
1	1A	145	TYR	CB-CG-CD1	7.62	125.57	121.00
1	i	173	ARG	NE-CZ-NH1	7.62	124.11	120.30
1	aO	103	ASP	CB-CG-OD1	7.62	125.16	118.30
1	bd	80	TRP	CB-CG-CD1	-7.62	117.10	127.00
1	1n	162	ARG	NE-CZ-NH2	-7.62	116.49	120.30
1	ei	210	THR	CA-CB-CG2	7.62	123.06	112.40
1	i	169	TYR	CB-CG-CD1	-7.62	116.43	121.00
1	gx	173	ARG	NH1-CZ-NH2	-7.62	111.02	119.40
1	hP	32	PHE	CB-CG-CD2	-7.62	115.47	120.80
1	jK	58	THR	CA-CB-CG2	-7.62	101.74	112.40
1	1Y	100	ARG	NE-CZ-NH1	7.62	124.11	120.30
1	kb	229	ARG	NE-CZ-NH2	-7.62	116.49	120.30
1	7e	145	TYR	CB-CG-CD2	-7.62	116.43	121.00
1	7l	169	TYR	CZ-CE2-CD2	-7.62	112.95	119.80
1	7O	173	ARG	NE-CZ-NH2	7.62	124.11	120.30
1	7X	167	ARG	NE-CZ-NH2	-7.62	116.49	120.30
1	ab	168	PHE	CB-CG-CD2	-7.62	115.47	120.80
1	aJ	100	ARG	NE-CZ-NH1	7.62	124.11	120.30
1	bf	103	ASP	CB-CG-OD2	-7.62	111.45	118.30
1	1k	10	MET	O-C-N	-7.62	110.52	122.70
1	fs	97	ARG	NE-CZ-NH2	-7.62	116.49	120.30
1	kF	97	ARG	NE-CZ-NH1	7.61	124.11	120.30
1	2j	97	ARG	NE-CZ-NH2	7.61	124.11	120.30
1	4o	173	ARG	NE-CZ-NH1	-7.61	116.49	120.30
1	4B	82	ARG	NE-CZ-NH1	7.61	124.11	120.30
1	1f	18	ARG	NE-CZ-NH1	-7.61	116.49	120.30
1	1j	229	ARG	NE-CZ-NH2	-7.61	116.49	120.30
1	g	154	ARG	NH1-CZ-NH2	-7.61	111.03	119.40
1	gk	143	ARG	NE-CZ-NH1	7.61	124.11	120.30
1	jW	96	MET	CG-SD-CE	-7.61	88.02	100.20
1	lc	18	ARG	NE-CZ-NH1	-7.61	116.49	120.30
1	lo	100	ARG	NE-CZ-NH2	-7.61	116.49	120.30
1	53	27	VAL	O-C-N	-7.61	110.52	122.70
1	8C	103	ASP	CB-CG-OD1	7.61	125.15	118.30
1	8E	154	ARG	NE-CZ-NH2	-7.61	116.49	120.30
1	1b	48	THR	CA-CB-CG2	-7.61	101.74	112.40
1	4U	133	TRP	CB-CG-CD2	-7.61	116.71	126.60
1	4W	132	ARG	NE-CZ-NH1	7.61	124.11	120.30
1	7I	82	ARG	NE-CZ-NH1	-7.61	116.50	120.30

Continued on next page...

Continued from previous page...

Mol	Chain	Res	Type	Atoms	Z	Observed(°)	Ideal(°)
1	8F	168	PHE	CB-CG-CD2	7.61	126.13	120.80
1	8X	26	VAL	CG1-CB-CG2	7.61	123.08	110.90
1	cf	40	PHE	CB-CG-CD2	-7.61	115.47	120.80
1	ci	169	TYR	CB-CG-CD1	-7.61	116.43	121.00
1	dm	164	TYR	CG-CD1-CE1	-7.61	115.21	121.30
1	fK	149	SER	N-CA-CB	7.61	121.92	110.50
1	J	81	ASP	CB-CG-OD1	7.61	125.15	118.30
1	gW	32	PHE	CB-CG-CD2	-7.61	115.47	120.80
1	hg	169	TYR	CB-CG-CD1	7.61	125.57	121.00
1	iw	80	TRP	CD1-NE1-CE2	7.61	115.85	109.00
1	jV	143	ARG	NE-CZ-NH2	7.61	124.10	120.30
1	lE	130	TYR	CZ-CE2-CD2	7.61	126.65	119.80
1	3V	132	ARG	NH1-CZ-NH2	-7.61	111.03	119.40
1	at	215	MET	CG-SD-CE	-7.61	88.03	100.20
1	aW	132	ARG	NE-CZ-NH2	7.61	124.11	120.30
1	kw	100	ARG	NE-CZ-NH2	7.61	124.10	120.30
1	2m	40	PHE	CB-CG-CD2	7.61	126.12	120.80
1	3l	18	ARG	NE-CZ-NH2	-7.61	116.50	120.30
1	5X	100	ARG	NH1-CZ-NH2	-7.61	111.03	119.40
1	6l	145	TYR	CB-CG-CD2	7.61	125.56	121.00
1	7U	229	ARG	NE-CZ-NH1	7.61	124.10	120.30
1	95	162	ARG	NE-CZ-NH2	7.61	124.10	120.30
1	aY	97	ARG	NE-CZ-NH2	-7.61	116.50	120.30
1	aZ	162	ARG	NE-CZ-NH2	-7.61	116.50	120.30
1	kh	133	TRP	CB-CG-CD2	-7.61	116.71	126.60
1	4q	10	MET	CG-SD-CE	-7.61	88.03	100.20
1	d6	32	PHE	CB-CG-CD2	-7.61	115.48	120.80
1	d7	130	TYR	CB-CG-CD1	7.61	125.56	121.00
1	eG	81	ASP	CB-CG-OD1	7.61	125.15	118.30
1	f9	169	TYR	CB-CG-CD2	-7.61	116.44	121.00
1	gF	154	ARG	NH1-CZ-NH2	-7.60	111.04	119.40
1	iD	164	TYR	CG-CD2-CE2	-7.60	115.22	121.30
1	24	18	ARG	NE-CZ-NH2	7.60	124.10	120.30
1	5Z	32	PHE	CB-CG-CD1	-7.60	115.48	120.80
1	67	118	MET	CG-SD-CE	-7.60	88.03	100.20
1	6e	108	THR	N-CA-CB	7.60	124.75	110.30
1	ad	144	MET	CG-SD-CE	-7.60	88.03	100.20
1	az	80	TRP	CD1-CG-CD2	-7.60	100.22	106.30
1	dF	130	TYR	CB-CG-CD2	-7.60	116.44	121.00
1	jz	26	VAL	CA-CB-CG1	-7.60	99.50	110.90
1	lO	167	ARG	NE-CZ-NH2	7.60	124.10	120.30
1	3g	162	ARG	NE-CZ-NH2	-7.60	116.50	120.30

Continued on next page...

Continued from previous page...

Mol	Chain	Res	Type	Atoms	Z	Observed(°)	Ideal(°)
1	3W	40	PHE	CB-CG-CD2	-7.60	115.48	120.80
1	7o	32	PHE	CB-CG-CD2	-7.60	115.48	120.80
1	8U	154	ARG	NE-CZ-NH2	-7.60	116.50	120.30
1	9Q	229	ARG	NE-CZ-NH1	7.60	124.10	120.30
1	aL	145	TYR	CB-CG-CD1	7.60	125.56	121.00
1	dy	229	ARG	NH1-CZ-NH2	-7.60	111.04	119.40
1	l	164	TYR	CB-CG-CD2	7.60	125.56	121.00
1	p	230	VAL	CA-CB-CG2	-7.60	99.50	110.90
1	i3	167	ARG	NE-CZ-NH2	-7.60	116.50	120.30
1	4Z	145	TYR	CB-CG-CD1	-7.60	116.44	121.00
1	fq	169	TYR	CB-CG-CD1	-7.60	116.44	121.00
1	hS	109	SER	N-CA-CB	7.60	121.90	110.50
1	i4	168	PHE	CB-CG-CD1	-7.60	115.48	120.80
1	in	164	TYR	CB-CG-CD1	-7.60	116.44	121.00
1	1S	173	ARG	NE-CZ-NH2	-7.60	116.50	120.30
1	lR	214	MET	CG-SD-CE	-7.60	88.04	100.20
1	3E	97	ARG	NE-CZ-NH2	-7.60	116.50	120.30
1	3O	82	ARG	NE-CZ-NH1	7.60	124.10	120.30
1	7z	132	ARG	NE-CZ-NH2	7.60	124.10	120.30
1	7O	143	ARG	NH1-CZ-NH2	-7.60	111.04	119.40
1	99	162	ARG	CD-NE-CZ	7.60	134.24	123.60
1	az	168	PHE	CB-CG-CD2	7.60	126.12	120.80
1	aJ	130	TYR	CG-CD1-CE1	-7.60	115.22	121.30
1	c1	162	ARG	NE-CZ-NH2	7.60	124.10	120.30
1	dd	32	PHE	CB-CG-CD2	7.60	126.12	120.80
1	dF	167	ARG	NH1-CZ-NH2	-7.60	111.04	119.40
1	eR	215	MET	CG-SD-CE	-7.60	88.04	100.20
1	hh	132	ARG	NE-CZ-NH1	7.60	124.10	120.30
1	hW	18	ARG	NE-CZ-NH2	-7.60	116.50	120.30
1	i0	169	TYR	CB-CG-CD2	7.60	125.56	121.00
1	lc	97	ARG	NE-CZ-NH2	-7.60	116.50	120.30
1	2v	117	TRP	CB-CG-CD1	-7.60	117.12	127.00
1	3U	169	TYR	CB-CG-CD1	-7.60	116.44	121.00
1	4K	130	TYR	CB-CG-CD2	-7.60	116.44	121.00
1	5c	149	SER	N-CA-CB	7.60	121.90	110.50
1	96	161	PHE	CB-CG-CD2	7.60	126.12	120.80
1	bh	169	TYR	CG-CD1-CE1	7.60	127.38	121.30
1	fl	198	CYS	CA-CB-SG	-7.60	100.32	114.00
1	hb	145	TYR	CB-CG-CD1	7.60	125.56	121.00
1	hf	51	ASP	CB-CG-OD1	7.60	125.14	118.30
1	3l	100	ARG	NE-CZ-NH2	7.60	124.10	120.30
1	3w	167	ARG	NH1-CZ-NH2	-7.60	111.05	119.40

Continued on next page...

Continued from previous page...

Mol	Chain	Res	Type	Atoms	Z	Observed(°)	Ideal(°)
1	5b	100	ARG	NE-CZ-NH1	7.60	124.10	120.30
1	ee	167	ARG	NE-CZ-NH2	-7.60	116.50	120.30
1	fj	32	PHE	CB-CG-CD2	-7.60	115.48	120.80
1	ga	100	ARG	NE-CZ-NH1	7.59	124.10	120.30
1	iH	168	PHE	CB-CG-CD1	-7.59	115.48	120.80
1	2f	100	ARG	NE-CZ-NH2	-7.59	116.50	120.30
1	43	164	TYR	CB-CG-CD1	7.59	125.56	121.00
1	4M	197	ASP	CB-CG-OD2	7.59	125.14	118.30
1	5C	163	ASP	CB-CG-OD2	7.59	125.13	118.30
1	8F	40	PHE	CB-CG-CD1	7.59	126.12	120.80
1	9g	97	ARG	NE-CZ-NH2	-7.59	116.50	120.30
1	17	185	MET	CG-SD-CE	-7.59	88.05	100.20
1	bU	161	PHE	CB-CG-CD2	-7.59	115.48	120.80
1	cr	80	TRP	CD1-CG-CD2	7.59	112.38	106.30
1	dd	98	GLU	OE1-CD-OE2	-7.59	114.19	123.30
1	h3	130	TYR	CB-CG-CD2	-7.59	116.44	121.00
1	ij	117	TRP	CD1-CG-CD2	7.59	112.38	106.30
1	5Y	145	TYR	CB-CG-CD2	7.59	125.56	121.00
1	7C	80	TRP	CZ3-CH2-CZ2	-7.59	112.49	121.60
1	9z	48	THR	CA-CB-CG2	-7.59	101.77	112.40
1	b6	97	ARG	NH1-CZ-NH2	-7.59	111.05	119.40
1	c	207	PRO	N-CA-CB	7.59	112.41	103.30
1	8	154	ARG	NE-CZ-NH1	7.59	124.10	120.30
1	gt	40	PHE	CB-CG-CD1	-7.59	115.49	120.80
1	gI	153	ILE	O-C-N	-7.59	110.55	122.70
1	gL	130	TYR	CB-CG-CD2	-7.59	116.44	121.00
1	k3	229	ARG	NE-CZ-NH1	7.59	124.10	120.30
1	4S	100	ARG	NE-CZ-NH2	7.59	124.10	120.30
1	4V	51	ASP	CB-CG-OD1	7.59	125.13	118.30
1	8u	152	ASP	CB-CG-OD2	7.59	125.13	118.30
1	9B	40	PHE	CB-CG-CD1	7.59	126.11	120.80
1	ay	105	ALA	N-CA-CB	-7.59	99.47	110.10
1	e6	210	THR	CA-CB-CG2	-7.59	101.77	112.40
1	K	129	ILE	O-C-N	-7.59	110.55	122.70
1	iv	25	LYS	O-C-N	-7.59	110.56	122.70
1	jd	143	ARG	NE-CZ-NH1	7.59	124.09	120.30
1	k3	161	PHE	CB-CG-CD2	-7.59	115.49	120.80
1	2C	3	VAL	CA-CB-CG1	7.59	122.28	110.90
1	6Z	132	ARG	NE-CZ-NH2	7.59	124.09	120.30
1	9H	145	TYR	CZ-CE2-CD2	-7.59	112.97	119.80
1	cf	103	ASP	CB-CG-OD2	-7.59	111.47	118.30
1	cG	132	ARG	NE-CZ-NH1	7.59	124.09	120.30

Continued on next page...

Continued from previous page...

Mol	Chain	Res	Type	Atoms	Z	Observed(°)	Ideal(°)
1	em	143	ARG	NH1-CZ-NH2	7.59	127.75	119.40
1	fa	105	ALA	N-CA-CB	-7.59	99.47	110.10
1	45	166	ASP	CB-CG-OD1	-7.59	111.47	118.30
1	bd	97	ARG	NH1-CZ-NH2	7.59	127.75	119.40
1	dC	82	ARG	NE-CZ-NH1	7.59	124.09	120.30
1	dM	173	ARG	NH1-CZ-NH2	-7.59	111.05	119.40
1	e4	51	ASP	CB-CG-OD2	7.59	125.13	118.30
1	I	173	ARG	NE-CZ-NH1	7.59	124.09	120.30
1	g8	164	TYR	CB-CG-CD1	-7.59	116.45	121.00
1	h9	208	ALA	CB-CA-C	7.59	121.48	110.10
1	jO	10	MET	CG-SD-CE	-7.59	88.06	100.20
1	2K	229	ARG	NE-CZ-NH2	7.59	124.09	120.30
1	46	18	ARG	NE-CZ-NH2	-7.59	116.51	120.30
1	8N	145	TYR	CB-CG-CD1	-7.59	116.45	121.00
1	eU	26	VAL	CA-CB-CG1	7.59	122.28	110.90
1	1L	166	ASP	CB-CG-OD2	7.58	125.13	118.30
1	hV	145	TYR	CB-CG-CD1	-7.58	116.45	121.00
1	jf	161	PHE	CB-CG-CD1	-7.58	115.49	120.80
1	5J	229	ARG	NE-CZ-NH2	-7.58	116.51	120.30
1	7i	132	ARG	NE-CZ-NH1	7.58	124.09	120.30
1	9v	18	ARG	NE-CZ-NH2	-7.58	116.51	120.30
1	9S	97	ARG	NE-CZ-NH2	-7.58	116.51	120.30
1	cP	105	ALA	N-CA-CB	-7.58	99.48	110.10
1	df	161	PHE	CB-CG-CD1	7.58	126.11	120.80
1	C	100	ARG	NE-CZ-NH2	-7.58	116.51	120.30
1	j0	209	ALA	CB-CA-C	7.58	121.47	110.10
1	kr	100	ARG	NH1-CZ-NH2	-7.58	111.06	119.40
1	ls	39	MET	CG-SD-CE	-7.58	88.07	100.20
1	5j	130	TYR	CB-CG-CD2	-7.58	116.45	121.00
1	5x	145	TYR	CB-CG-CD2	-7.58	116.45	121.00
1	62	82	ARG	NH1-CZ-NH2	-7.58	111.06	119.40
1	70	145	TYR	CB-CG-CD2	7.58	125.55	121.00
1	7d	82	ARG	NE-CZ-NH2	7.58	124.09	120.30
1	7W	173	ARG	NE-CZ-NH1	-7.58	116.51	120.30
1	9M	197	ASP	CB-CG-OD1	7.58	125.12	118.30
1	bb	100	ARG	NE-CZ-NH1	7.58	124.09	120.30
1	cg	162	ARG	NE-CZ-NH2	-7.58	116.51	120.30
1	cU	167	ARG	NE-CZ-NH2	-7.58	116.51	120.30
1	eW	76	GLU	OE1-CD-OE2	-7.58	114.20	123.30
1	fv	130	TYR	CB-CG-CD2	-7.58	116.45	121.00
1	B	132	ARG	NE-CZ-NH2	7.58	124.09	120.30
1	1I	97	ARG	NE-CZ-NH1	7.58	124.09	120.30

Continued on next page...

Continued from previous page...

Mol	Chain	Res	Type	Atoms	Z	Observed(°)	Ideal(°)
1	1P	28	GLU	OE1-CD-OE2	-7.58	114.20	123.30
1	lj	145	TYR	CB-CG-CD2	-7.58	116.45	121.00
1	2A	43	LEU	O-C-N	-7.58	110.57	122.70
1	2F	167	ARG	NE-CZ-NH1	7.58	124.09	120.30
1	3D	145	TYR	CB-CG-CD1	-7.58	116.45	121.00
1	4Y	81	ASP	CB-CG-OD2	7.58	125.12	118.30
1	5T	100	ARG	NE-CZ-NH2	-7.58	116.51	120.30
1	6f	145	TYR	CB-CG-CD2	7.58	125.55	121.00
1	6o	97	ARG	NE-CZ-NH1	7.58	124.09	120.30
1	b2	32	PHE	CB-CG-CD1	7.58	126.11	120.80
1	be	164	TYR	CZ-CE2-CD2	-7.58	112.98	119.80
1	cn	166	ASP	CB-CG-OD1	-7.58	111.48	118.30
1	dz	145	TYR	CB-CG-CD2	7.58	125.55	121.00
1	dW	164	TYR	CB-CG-CD1	-7.58	116.45	121.00
1	em	59	VAL	O-C-N	-7.58	110.31	123.20
1	fq	98	GLU	OE1-CD-OE2	-7.58	114.20	123.30
1	hJ	96	MET	CG-SD-CE	-7.58	88.07	100.20
1	ig	82	ARG	NE-CZ-NH1	7.58	124.09	120.30
1	iO	152	ASP	CB-CG-OD2	-7.58	111.48	118.30
1	3u	31	ALA	CB-CA-C	7.58	121.47	110.10
1	5a	103	ASP	CB-CG-OD1	-7.58	111.48	118.30
1	7c	145	TYR	CB-CG-CD2	7.58	125.55	121.00
1	eA	82	ARG	NE-CZ-NH2	-7.58	116.51	120.30
1	1L	164	TYR	CG-CD2-CE2	-7.58	115.24	121.30
1	ki	184	TRP	O-C-N	-7.58	110.58	122.70
1	lk	164	TYR	CB-CG-CD2	-7.58	116.45	121.00
1	6j	88	ALA	CB-CA-C	7.58	121.47	110.10
1	7H	132	ARG	NH1-CZ-NH2	-7.58	111.06	119.40
1	cU	18	ARG	NE-CZ-NH2	-7.58	116.51	120.30
1	gr	164	TYR	CB-CG-CD2	-7.58	116.45	121.00
1	j2	173	ARG	NE-CZ-NH2	-7.58	116.51	120.30
1	jw	97	ARG	NE-CZ-NH1	7.58	124.09	120.30
1	6A	154	ARG	NE-CZ-NH2	-7.58	116.51	120.30
1	8Y	154	ARG	CD-NE-CZ	7.58	134.21	123.60
1	gG	143	ARG	NE-CZ-NH1	7.58	124.09	120.30
1	id	119	THR	CA-CB-CG2	-7.58	101.79	112.40
1	kf	143	ARG	NE-CZ-NH2	-7.58	116.51	120.30
1	lt	166	ASP	CB-CG-OD1	7.58	125.12	118.30
1	4e	117	TRP	CB-CG-CD2	7.58	136.45	126.60
1	6b	32	PHE	CB-CG-CD1	-7.58	115.50	120.80
1	7m	169	TYR	CB-CG-CD1	-7.58	116.45	121.00
1	b6	42	ALA	N-CA-CB	-7.58	99.49	110.10

Continued on next page...

Continued from previous page...

Mol	Chain	Res	Type	Atoms	Z	Observed(°)	Ideal(°)
1	eu	185	MET	CG-SD-CE	-7.58	88.08	100.20
1	g8	167	ARG	NE-CZ-NH1	7.57	124.09	120.30
1	hu	173	ARG	NE-CZ-NH1	7.57	124.09	120.30
1	1L	18	ARG	NE-CZ-NH2	7.57	124.09	120.30
1	hR	133	TRP	CB-CG-CD2	-7.57	116.75	126.60
1	k1	154	ARG	NE-CZ-NH1	7.57	124.09	120.30
1	7F	169	TYR	CB-CG-CD1	7.57	125.55	121.00
1	8f	210	THR	CA-CB-CG2	-7.57	101.80	112.40
1	9s	143	ARG	NE-CZ-NH1	7.57	124.09	120.30
1	b1	154	ARG	NE-CZ-NH2	7.57	124.09	120.30
1	ct	81	ASP	CB-CG-OD2	-7.57	111.48	118.30
1	cy	32	PHE	CB-CG-CD1	-7.57	115.50	120.80
1	2	27	VAL	CG1-CB-CG2	-7.57	98.78	110.90
1	gu	32	PHE	CB-CG-CD1	-7.57	115.50	120.80
1	gE	100	ARG	NE-CZ-NH2	-7.57	116.51	120.30
1	hS	154	ARG	NE-CZ-NH2	7.57	124.09	120.30
1	iE	152	ASP	CB-CG-OD1	7.57	125.11	118.30
1	2n	167	ARG	NE-CZ-NH1	7.57	124.09	120.30
1	7G	10	MET	CG-SD-CE	-7.57	88.08	100.20
1	87	130	TYR	CG-CD2-CE2	-7.57	115.24	121.30
1	9w	145	TYR	CG-CD2-CE2	7.57	127.36	121.30
1	az	169	TYR	CB-CG-CD2	7.57	125.54	121.00
1	ct	161	PHE	CB-CG-CD1	7.57	126.10	120.80
1	ga	55	MET	CG-SD-CE	-7.57	88.09	100.20
1	2A	23	TRP	CD1-CG-CD2	-7.57	100.24	106.30
1	3t	100	ARG	NE-CZ-NH2	-7.57	116.52	120.30
1	8H	86	VAL	CA-CB-CG2	-7.57	99.54	110.90
1	aH	27	VAL	CA-CB-CG2	-7.57	99.54	110.90
1	bK	145	TYR	CZ-CE2-CD2	-7.57	112.99	119.80
1	cK	154	ARG	NE-CZ-NH1	7.57	124.08	120.30
1	eO	162	ARG	NE-CZ-NH2	-7.57	116.51	120.30
1	z	32	PHE	CB-CG-CD1	-7.57	115.50	120.80
1	gd	39	MET	CG-SD-CE	-7.57	88.09	100.20
1	2P	229	ARG	NE-CZ-NH1	7.57	124.08	120.30
1	ae	167	ARG	NE-CZ-NH2	-7.57	116.52	120.30
1	gd	163	ASP	CB-CG-OD1	7.57	125.11	118.30
1	gf	51	ASP	CB-CG-OD1	7.57	125.11	118.30
1	kb	100	ARG	NE-CZ-NH2	-7.57	116.52	120.30
1	6x	143	ARG	NE-CZ-NH2	7.57	124.08	120.30
1	7y	132	ARG	NH1-CZ-NH2	-7.57	111.08	119.40
1	7B	197	ASP	CB-CG-OD2	-7.57	111.49	118.30
1	91	143	ARG	NE-CZ-NH1	7.57	124.08	120.30

Continued on next page...

Continued from previous page...

Mol	Chain	Res	Type	Atoms	Z	Observed(°)	Ideal(°)
1	96	130	TYR	CB-CG-CD2	-7.57	116.46	121.00
1	9P	47	ALA	CB-CA-C	7.57	121.45	110.10
1	aC	100	ARG	NE-CZ-NH2	7.57	124.08	120.30
1	cA	166	ASP	CB-CG-OD2	-7.57	111.49	118.30
1	6x	164	TYR	CB-CG-CD1	-7.57	116.46	121.00
1	a0	14	ALA	N-CA-CB	7.57	120.69	110.10
1	10	184	TRP	CB-CG-CD1	-7.57	117.17	127.00
1	bm	229	ARG	NE-CZ-NH2	-7.57	116.52	120.30
1	cG	32	PHE	CB-CG-CD1	-7.57	115.50	120.80
1	d0	187	GLU	OE1-CD-OE2	-7.57	114.22	123.30
1	dL	18	ARG	NH1-CZ-NH2	-7.57	111.08	119.40
1	f0	166	ASP	CB-CG-OD2	-7.57	111.49	118.30
1	fR	130	TYR	CB-CG-CD2	7.57	125.54	121.00
1	74	154	ARG	NE-CZ-NH1	-7.56	116.52	120.30
1	8t	130	TYR	CB-CG-CD2	-7.56	116.46	121.00
1	93	130	TYR	CB-CG-CD2	-7.56	116.46	121.00
1	dI	217	ALA	N-CA-CB	7.56	120.69	110.10
1	gb	164	TYR	CB-CG-CD2	-7.56	116.46	121.00
1	hs	145	TYR	CB-CG-CD1	7.56	125.54	121.00
1	hI	96	MET	CG-SD-CE	-7.56	88.10	100.20
1	1Y	81	ASP	CB-CG-OD2	-7.56	111.49	118.30
1	4I	171	THR	O-C-N	-7.56	110.60	122.70
1	6d	100	ARG	NE-CZ-NH1	7.56	124.08	120.30
1	b6	172	LEU	O-C-N	-7.56	110.60	122.70
1	bE	164	TYR	CB-CG-CD2	7.56	125.54	121.00
1	lg	164	TYR	CB-CG-CD1	7.56	125.54	121.00
1	dB	143	ARG	NE-CZ-NH1	7.56	124.08	120.30
1	et	154	ARG	NE-CZ-NH2	7.56	124.08	120.30
1	fK	133	TRP	CE2-CD2-CG	-7.56	101.25	107.30
1	jK	159	GLU	OE1-CD-OE2	-7.56	114.23	123.30
1	8X	163	ASP	CB-CG-OD1	7.56	125.10	118.30
1	bg	164	TYR	CG-CD1-CE1	-7.56	115.25	121.30
1	ep	109	SER	N-CA-CB	7.56	121.84	110.50
1	ex	164	TYR	CB-CG-CD1	7.56	125.54	121.00
1	s	161	PHE	CB-CG-CD1	-7.56	115.51	120.80
1	g8	161	PHE	CB-CG-CD1	-7.56	115.51	120.80
1	hr	82	ARG	NE-CZ-NH2	-7.56	116.52	120.30
1	3U	130	TYR	CB-CG-CD2	-7.56	116.46	121.00
1	a3	162	ARG	NE-CZ-NH2	-7.56	116.52	120.30
1	c7	173	ARG	NE-CZ-NH2	-7.56	116.52	120.30
1	dD	162	ARG	NE-CZ-NH2	-7.56	116.52	120.30
1	ev	132	ARG	NE-CZ-NH2	-7.56	116.52	120.30

Continued on next page...

Continued from previous page...

Mol	Chain	Res	Type	Atoms	Z	Observed(°)	Ideal(°)
1	fH	169	TYR	CB-CG-CD1	-7.56	116.47	121.00
1	if	75	GLU	OE1-CD-OE2	-7.56	114.23	123.30
1	jb	152	ASP	CB-CG-OD1	7.56	125.10	118.30
1	2p	48	THR	CA-CB-CG2	-7.56	101.82	112.40
1	4O	130	TYR	CB-CG-CD2	7.56	125.53	121.00
1	6T	92	GLU	CA-C-N	7.56	138.26	117.10
1	77	184	TRP	CH2-CZ2-CE2	7.56	124.96	117.40
1	ae	197	ASP	CB-CG-OD2	-7.56	111.50	118.30
1	fD	143	ARG	NE-CZ-NH1	7.56	124.08	120.30
1	G	169	TYR	CB-CG-CD1	-7.56	116.47	121.00
1	gp	69	LEU	CB-CG-CD2	7.56	123.84	111.00
1	1G	18	ARG	NE-CZ-NH1	-7.56	116.52	120.30
1	lb	130	TYR	CB-CG-CD2	-7.56	116.47	121.00
1	4B	152	ASP	CB-CG-OD1	7.56	125.10	118.30
1	90	132	ARG	NE-CZ-NH1	7.56	124.08	120.30
1	m	118	MET	CG-SD-CE	-7.56	88.11	100.20
1	h3	96	MET	CA-CB-CG	7.55	126.14	113.30
1	1O	103	ASP	CB-CG-OD1	7.55	125.10	118.30
1	kJ	145	TYR	CB-CG-CD1	7.55	125.53	121.00
1	lO	178	SER	N-CA-CB	7.55	121.83	110.50
1	5B	176	GLN	O-C-N	-7.55	110.61	122.70
1	6K	215	MET	CG-SD-CE	-7.55	88.11	100.20
1	6U	169	TYR	CB-CG-CD1	-7.55	116.47	121.00
1	8K	169	TYR	CG-CD2-CE2	-7.55	115.26	121.30
1	fA	212	GLU	OE1-CD-OE2	-7.55	114.23	123.30
1	hK	132	ARG	NE-CZ-NH1	7.55	124.08	120.30
1	hT	130	TYR	CB-CG-CD1	7.55	125.53	121.00
1	jH	100	ARG	CG-CD-NE	-7.55	95.94	111.80
1	6A	176	GLN	CA-CB-CG	7.55	130.02	113.40
1	6H	164	TYR	CB-CG-CD1	7.55	125.53	121.00
1	ci	39	MET	CA-CB-CG	7.55	126.14	113.30
1	cR	42	ALA	N-CA-CB	-7.55	99.53	110.10
1	fI	10	MET	CG-SD-CE	-7.55	88.11	100.20
1	fT	97	ARG	NH1-CZ-NH2	-7.55	111.09	119.40
1	gO	80	TRP	CG-CD1-NE1	-7.55	102.55	110.10
1	hy	130	TYR	CB-CG-CD1	7.55	125.53	121.00
1	jw	164	TYR	CG-CD2-CE2	-7.55	115.26	121.30
1	kz	103	ASP	CB-CG-OD1	7.55	125.10	118.30
1	32	162	ARG	NE-CZ-NH2	-7.55	116.52	120.30
1	3a	154	ARG	NE-CZ-NH1	7.55	124.08	120.30
1	8l	55	MET	CG-SD-CE	-7.55	88.12	100.20
1	ed	167	ARG	NE-CZ-NH2	-7.55	116.53	120.30

Continued on next page...

Continued from previous page...

Mol	Chain	Res	Type	Atoms	Z	Observed(°)	Ideal(°)
1	eR	168	PHE	CB-CG-CD1	-7.55	115.51	120.80
1	b	143	ARG	NE-CZ-NH2	-7.55	116.52	120.30
1	lL	185	MET	CG-SD-CE	-7.55	88.12	100.20
1	3h	32	PHE	CB-CG-CD2	-7.55	115.52	120.80
1	4v	132	ARG	NE-CZ-NH1	-7.55	116.53	120.30
1	6x	162	ARG	NE-CZ-NH1	7.55	124.08	120.30
1	8R	163	ASP	CB-CG-OD2	-7.55	111.50	118.30
1	ld	164	TYR	CB-CG-CD2	7.55	125.53	121.00
1	cz	130	TYR	CB-CG-CD1	7.55	125.53	121.00
1	lh	32	PHE	CB-CG-CD2	-7.55	115.52	120.80
1	cU	98	GLU	OE1-CD-OE2	-7.55	114.24	123.30
1	d9	10	MET	CG-SD-CE	-7.55	88.12	100.20
1	dL	143	ARG	NE-CZ-NH2	-7.55	116.53	120.30
1	g4	132	ARG	NE-CZ-NH1	7.55	124.08	120.30
1	hj	28	GLU	OE1-CD-OE2	-7.55	114.24	123.30
1	iL	51	ASP	CB-CG-OD2	7.55	125.09	118.30
1	j4	32	PHE	CB-CG-CD1	7.55	126.08	120.80
1	2G	229	ARG	NE-CZ-NH2	-7.55	116.53	120.30
1	9N	81	ASP	CB-CG-OD2	7.55	125.09	118.30
1	9V	167	ARG	NE-CZ-NH2	-7.55	116.53	120.30
1	bc	97	ARG	NE-CZ-NH2	7.55	124.07	120.30
1	m	164	TYR	CB-CG-CD1	-7.55	116.47	121.00
1	iK	169	TYR	CB-CG-CD1	-7.55	116.47	121.00
1	33	81	ASP	CB-CG-OD1	-7.55	111.51	118.30
1	3G	154	ARG	NE-CZ-NH2	-7.55	116.53	120.30
1	4g	103	ASP	CB-CG-OD1	-7.55	111.51	118.30
1	8a	130	TYR	CB-CG-CD2	-7.55	116.47	121.00
1	ad	145	TYR	CB-CG-CD1	7.55	125.53	121.00
1	b6	132	ARG	NE-CZ-NH2	7.55	124.07	120.30
1	de	145	TYR	CG-CD2-CE2	-7.55	115.26	121.30
1	dt	111	LEU	CB-CG-CD2	-7.55	98.17	111.00
1	i	100	ARG	NE-CZ-NH2	-7.55	116.53	120.30
1	E	149	SER	N-CA-CB	7.55	121.82	110.50
1	gV	130	TYR	CB-CG-CD2	-7.54	116.47	121.00
1	gZ	82	ARG	NE-CZ-NH2	-7.54	116.53	120.30
1	lI	143	ARG	NE-CZ-NH1	-7.54	116.53	120.30
1	kT	133	TRP	CD1-NE1-CE2	-7.54	102.21	109.00
1	la	177	ALA	CB-CA-C	-7.54	98.78	110.10
1	3l	22	ALA	N-CA-CB	7.54	120.66	110.10
1	4H	184	TRP	CD1-NE1-CE2	-7.54	102.21	109.00
1	7h	167	ARG	NE-CZ-NH1	7.54	124.07	120.30
1	7L	103	ASP	CB-CG-OD2	-7.54	111.51	118.30

Continued on next page...

Continued from previous page...

Mol	Chain	Res	Type	Atoms	Z	Observed(°)	Ideal(°)
1	7W	169	TYR	CG-CD1-CE1	-7.54	115.26	121.30
1	e1	229	ARG	NE-CZ-NH1	7.54	124.07	120.30
1	g	132	ARG	NH1-CZ-NH2	-7.54	111.10	119.40
1	gj	100	ARG	NE-CZ-NH2	-7.54	116.53	120.30
1	iw	164	TYR	CB-CG-CD1	7.54	125.53	121.00
1	k5	81	ASP	CB-CG-OD1	7.54	125.09	118.30
1	l4	82	ARG	NE-CZ-NH2	-7.54	116.53	120.30
1	lm	161	PHE	CB-CG-CD2	-7.54	115.52	120.80
1	2w	184	TRP	CB-CG-CD2	7.54	136.41	126.60
1	6s	145	TYR	CB-CG-CD2	7.54	125.53	121.00
1	8x	167	ARG	NE-CZ-NH2	-7.54	116.53	120.30
1	8B	40	PHE	CB-CG-CD2	-7.54	115.52	120.80
1	1b	100	ARG	NE-CZ-NH1	7.54	124.07	120.30
1	x	103	ASP	CB-CG-OD2	7.54	125.09	118.30
1	D	154	ARG	NE-CZ-NH2	-7.54	116.53	120.30
1	2l	167	ARG	NE-CZ-NH1	7.54	124.07	120.30
1	2x	66	MET	CG-SD-CE	-7.54	88.13	100.20
1	36	82	ARG	NE-CZ-NH2	7.54	124.07	120.30
1	3U	143	ARG	NE-CZ-NH2	-7.54	116.53	120.30
1	43	215	MET	CG-SD-CE	-7.54	88.13	100.20
1	7a	82	ARG	NE-CZ-NH2	-7.54	116.53	120.30
1	7e	167	ARG	NH1-CZ-NH2	-7.54	111.10	119.40
1	8K	81	ASP	CB-CG-OD2	-7.54	111.51	118.30
1	T	161	PHE	CB-CG-CD1	7.54	126.08	120.80
1	gt	81	ASP	CB-CG-OD1	7.54	125.09	118.30
1	3g	51	ASP	CB-CG-OD2	-7.54	111.51	118.30
1	4q	162	ARG	NE-CZ-NH2	7.54	124.07	120.30
1	5j	169	TYR	CB-CG-CD1	-7.54	116.48	121.00
1	5C	162	ARG	NE-CZ-NH1	7.54	124.07	120.30
1	8d	229	ARG	NE-CZ-NH2	-7.54	116.53	120.30
1	gF	10	MET	CG-SD-CE	-7.54	88.14	100.20
1	6j	97	ARG	NE-CZ-NH2	7.54	124.07	120.30
1	7h	143	ARG	NE-CZ-NH1	7.54	124.07	120.30
1	9B	145	TYR	CB-CG-CD1	-7.54	116.48	121.00
1	1b	19	THR	CA-CB-CG2	7.54	122.95	112.40
1	eh	214	MET	CG-SD-CE	-7.54	88.14	100.20
1	eC	100	ARG	NE-CZ-NH2	7.54	124.07	120.30
1	f3	132	ARG	NE-CZ-NH2	-7.54	116.53	120.30
1	1	130	TYR	CB-CG-CD2	-7.54	116.48	121.00
1	kg	57	ASN	O-C-N	-7.54	110.64	122.70
1	2T	18	ARG	NE-CZ-NH1	7.54	124.07	120.30
1	6A	168	PHE	CB-CG-CD2	-7.54	115.52	120.80

Continued on next page...

Continued from previous page...

Mol	Chain	Res	Type	Atoms	Z	Observed(°)	Ideal(°)
1	79	100	ARG	NE-CZ-NH1	7.54	124.07	120.30
1	aL	154	ARG	NE-CZ-NH2	-7.54	116.53	120.30
1	hd	212	GLU	OE1-CD-OE2	-7.54	114.26	123.30
1	j1	82	ARG	NE-CZ-NH2	7.54	124.07	120.30
1	ld	40	PHE	CB-CG-CD2	-7.54	115.53	120.80
1	29	68	MET	CG-SD-CE	-7.54	88.14	100.20
1	3z	188	THR	CA-CB-CG2	7.54	122.95	112.40
1	7Y	82	ARG	NH1-CZ-NH2	-7.54	111.11	119.40
1	a7	77	ALA	N-CA-CB	-7.54	99.55	110.10
1	d6	97	ARG	NE-CZ-NH1	7.54	124.07	120.30
1	dn	100	ARG	NE-CZ-NH1	7.54	124.07	120.30
1	dU	143	ARG	NE-CZ-NH2	-7.54	116.53	120.30
1	fW	164	TYR	CB-CG-CD2	-7.54	116.48	121.00
1	g5	162	ARG	NE-CZ-NH2	-7.54	116.53	120.30
1	h1	109	SER	N-CA-CB	7.53	121.80	110.50
1	ih	162	ARG	NE-CZ-NH2	-7.53	116.53	120.30
1	jM	185	MET	CG-SD-CE	-7.53	88.15	100.20
1	jU	145	TYR	CB-CG-CD2	-7.53	116.48	121.00
1	3c	173	ARG	NE-CZ-NH2	-7.53	116.53	120.30
1	3G	184	TRP	CB-CG-CD2	7.53	136.40	126.60
1	4i	18	ARG	NE-CZ-NH2	-7.53	116.53	120.30
1	4M	32	PHE	CB-CG-CD1	-7.53	115.53	120.80
1	57	145	TYR	CB-CG-CD1	-7.53	116.48	121.00
1	5c	164	TYR	CG-CD2-CE2	-7.53	115.27	121.30
1	5K	200	THR	O-C-N	-7.53	110.65	122.70
1	6v	97	ARG	NE-CZ-NH1	7.53	124.07	120.30
1	7D	133	TRP	CB-CG-CD1	7.53	136.79	127.00
1	96	130	TYR	CB-CG-CD1	7.53	125.52	121.00
1	an	162	ARG	CD-NE-CZ	7.53	134.15	123.60
1	aI	24	VAL	CA-CB-CG2	-7.53	99.60	110.90
1	c5	204	ALA	CB-CA-C	-7.53	98.80	110.10
1	dl	229	ARG	NE-CZ-NH1	7.53	124.07	120.30
1	e7	154	ARG	NE-CZ-NH2	-7.53	116.53	120.30
1	3k	100	ARG	NE-CZ-NH1	7.53	124.07	120.30
1	1D	181	VAL	O-C-N	-7.53	110.65	122.70
1	gB	162	ARG	NE-CZ-NH1	-7.53	116.53	120.30
1	hj	81	ASP	CB-CG-OD1	-7.53	111.52	118.30
1	hu	185	MET	CG-SD-CE	-7.53	88.15	100.20
1	1S	82	ARG	NE-CZ-NH1	-7.53	116.53	120.30
1	1W	10	MET	CG-SD-CE	-7.53	88.15	100.20
1	kL	173	ARG	NE-CZ-NH1	7.53	124.07	120.30
1	kN	128	GLU	OE1-CD-OE2	-7.53	114.26	123.30

Continued on next page...

Continued from previous page...

Mol	Chain	Res	Type	Atoms	Z	Observed(°)	Ideal(°)
1	bj	164	TYR	CB-CG-CD2	-7.53	116.48	121.00
1	cq	166	ASP	CB-CG-OD2	7.53	125.08	118.30
1	ep	168	PHE	CB-CG-CD1	7.53	126.07	120.80
1	eq	167	ARG	NH1-CZ-NH2	-7.53	111.12	119.40
1	lw	162	ARG	NH1-CZ-NH2	-7.53	111.12	119.40
1	j	126	VAL	CA-CB-CG2	7.53	122.20	110.90
1	B	40	PHE	CD1-CE1-CZ	-7.53	111.06	120.10
1	gV	100	ARG	NE-CZ-NH1	7.53	124.06	120.30
1	aH	76	GLU	OE1-CD-OE2	-7.53	114.27	123.30
1	1H	144	MET	CG-SD-CE	-7.53	88.16	100.20
1	km	161	PHE	CB-CG-CD1	-7.53	115.53	120.80
1	ky	39	MET	CG-SD-CE	-7.53	88.16	100.20
1	5m	154	ARG	NE-CZ-NH1	7.53	124.06	120.30
1	7n	145	TYR	CB-CG-CD1	7.53	125.52	121.00
1	8h	130	TYR	CB-CG-CD1	7.53	125.52	121.00
1	8r	173	ARG	NE-CZ-NH2	7.53	124.06	120.30
1	8s	130	TYR	CG-CD1-CE1	-7.53	115.28	121.30
1	an	154	ARG	NE-CZ-NH2	-7.53	116.54	120.30
1	bl	32	PHE	CB-CG-CD2	7.53	126.07	120.80
1	li	100	ARG	NE-CZ-NH1	7.53	124.06	120.30
1	e2	26	VAL	CG1-CB-CG2	-7.53	98.86	110.90
1	fo	130	TYR	CG-CD2-CE2	7.53	127.32	121.30
1	hz	117	TRP	CD1-CG-CD2	7.53	112.32	106.30
1	jB	97	ARG	NE-CZ-NH2	-7.53	116.54	120.30
1	k6	167	ARG	NE-CZ-NH1	7.53	124.06	120.30
1	lA	23	TRP	CH2-CZ2-CE2	7.53	124.92	117.40
1	2k	143	ARG	NE-CZ-NH1	7.53	124.06	120.30
1	3Z	68	MET	CG-SD-CE	-7.53	88.16	100.20
1	4U	197	ASP	CB-CG-OD1	7.53	125.07	118.30
1	5B	55	MET	CG-SD-CE	-7.53	88.16	100.20
1	8E	82	ARG	NE-CZ-NH1	7.53	124.06	120.30
1	a5	80	TRP	CE2-CD2-CG	-7.53	101.28	107.30
1	co	51	ASP	CB-CG-OD1	7.53	125.07	118.30
1	fV	27	VAL	CG1-CB-CG2	-7.53	98.86	110.90
1	2D	132	ARG	NE-CZ-NH2	-7.52	116.54	120.30
1	gV	39	MET	CG-SD-CE	-7.52	88.16	100.20
1	h4	132	ARG	NE-CZ-NH2	-7.52	116.54	120.30
1	hl	169	TYR	CB-CG-CD1	7.52	125.51	121.00
1	jW	152	ASP	CB-CG-OD1	7.52	125.07	118.30
1	2g	103	ASP	CB-CG-OD2	-7.52	111.53	118.30
1	2n	174	ALA	N-CA-CB	-7.52	99.57	110.10
1	3u	184	TRP	CB-CG-CD2	-7.52	116.82	126.60

Continued on next page...

Continued from previous page...

Mol	Chain	Res	Type	Atoms	Z	Observed(°)	Ideal(°)
1	6p	166	ASP	CB-CG-OD1	7.52	125.07	118.30
1	96	130	TYR	CD1-CE1-CZ	7.52	126.57	119.80
1	aF	97	ARG	NE-CZ-NH1	7.52	124.06	120.30
1	17	168	PHE	CB-CG-CD1	-7.52	115.53	120.80
1	c5	162	ARG	NE-CZ-NH1	7.52	124.06	120.30
1	cx	173	ARG	NE-CZ-NH2	7.52	124.06	120.30
1	dg	164	TYR	CB-CG-CD1	-7.52	116.49	121.00
1	f5	97	ARG	CD-NE-CZ	7.52	134.13	123.60
1	m	215	MET	CG-SD-CE	-7.52	88.17	100.20
1	3u	166	ASP	CB-CG-OD1	7.52	125.07	118.30
1	3G	32	PHE	CB-CG-CD2	-7.52	115.53	120.80
1	5Y	173	ARG	NE-CZ-NH1	7.52	124.06	120.30
1	83	194	ALA	N-CA-CB	-7.52	99.57	110.10
1	aM	144	MET	CG-SD-CE	7.52	112.23	100.20
1	d	98	GLU	OE1-CD-OE2	-7.52	114.28	123.30
1	i5	185	MET	CG-SD-CE	-7.52	88.17	100.20
1	if	145	TYR	CB-CG-CD2	7.52	125.51	121.00
1	j1	169	TYR	CZ-CE2-CD2	7.52	126.57	119.80
1	4V	214	MET	CG-SD-CE	-7.52	88.17	100.20
1	5i	214	MET	CG-SD-CE	-7.52	88.17	100.20
1	5Z	40	PHE	CB-CG-CD2	-7.52	115.54	120.80
1	8v	40	PHE	CB-CG-CD2	-7.52	115.54	120.80
1	8Y	154	ARG	NE-CZ-NH1	7.52	124.06	120.30
1	ar	154	ARG	NE-CZ-NH2	-7.52	116.54	120.30
1	bU	82	ARG	NE-CZ-NH2	-7.52	116.54	120.30
1	fo	130	TYR	CB-CG-CD1	7.52	125.51	121.00
1	fB	169	TYR	CB-CG-CD1	7.52	125.51	121.00
1	i9	18	ARG	NE-CZ-NH2	-7.52	116.54	120.30
1	kk	169	TYR	CG-CD1-CE1	-7.52	115.28	121.30
1	kL	130	TYR	CG-CD2-CE2	7.52	127.31	121.30
1	l0	143	ARG	CD-NE-CZ	7.52	134.12	123.60
1	3q	212	GLU	OE1-CD-OE2	-7.52	114.28	123.30
1	3K	130	TYR	CB-CG-CD2	-7.52	116.49	121.00
1	4y	216	THR	CA-CB-CG2	-7.52	101.88	112.40
1	4X	164	TYR	CB-CG-CD1	7.52	125.51	121.00
1	89	164	TYR	CB-CG-CD1	-7.52	116.49	121.00
1	9K	96	MET	CG-SD-CE	-7.52	88.17	100.20
1	aY	154	ARG	NE-CZ-NH2	-7.52	116.54	120.30
1	bn	168	PHE	CB-CG-CD1	-7.52	115.54	120.80
1	cR	100	ARG	NE-CZ-NH1	7.52	124.06	120.30
1	hU	32	PHE	CB-CG-CD2	-7.52	115.54	120.80
1	jC	100	ARG	NE-CZ-NH1	7.52	124.06	120.30

Continued on next page...

Continued from previous page...

Mol	Chain	Res	Type	Atoms	Z	Observed(°)	Ideal(°)
1	lj	81	ASP	CB-CG-OD2	7.52	125.06	118.30
1	48	145	TYR	CB-CG-CD1	7.52	125.51	121.00
1	6t	177	ALA	N-CA-CB	-7.52	99.58	110.10
1	a3	169	TYR	CB-CG-CD1	-7.52	116.49	121.00
1	bp	133	TRP	CB-CG-CD1	7.52	136.77	127.00
1	h9	97	ARG	NE-CZ-NH1	7.51	124.06	120.30
1	iF	167	ARG	NE-CZ-NH1	7.51	124.06	120.30
1	iS	161	PHE	CB-CG-CD1	7.51	126.06	120.80
1	36	23	TRP	CB-CG-CD2	7.51	136.37	126.60
1	7X	166	ASP	CB-CG-OD2	-7.51	111.54	118.30
1	9M	97	ARG	NE-CZ-NH1	7.51	124.06	120.30
1	c1	100	ARG	NH1-CZ-NH2	-7.51	111.14	119.40
1	d7	132	ARG	NE-CZ-NH2	-7.51	116.54	120.30
1	dx	81	ASP	CB-CG-OD1	7.51	125.06	118.30
1	eS	154	ARG	NE-CZ-NH2	-7.51	116.54	120.30
1	f1	167	ARG	NE-CZ-NH1	7.51	124.06	120.30
1	fe	167	ARG	NE-CZ-NH2	-7.51	116.54	120.30
1	I	164	TYR	CB-CG-CD1	-7.51	116.49	121.00
1	gu	23	TRP	CB-CG-CD1	-7.51	117.23	127.00
1	hG	21	ASN	N-CA-CB	-7.51	97.08	110.60
1	jm	162	ARG	NE-CZ-NH1	7.51	124.06	120.30
1	3v	167	ARG	NE-CZ-NH1	7.51	124.06	120.30
1	6Z	18	ARG	NH1-CZ-NH2	-7.51	111.14	119.40
1	hD	154	ARG	NE-CZ-NH1	7.51	124.06	120.30
1	iA	164	TYR	CB-CG-CD2	-7.51	116.49	121.00
1	jP	180	GLU	OE1-CD-OE2	-7.51	114.29	123.30
1	kz	97	ARG	NE-CZ-NH1	7.51	124.06	120.30
1	kP	117	TRP	CE3-CZ3-CH2	-7.51	112.94	121.20
1	lP	214	MET	CG-SD-CE	-7.51	88.18	100.20
1	2m	200	THR	CA-CB-CG2	7.51	122.92	112.40
1	2K	40	PHE	CB-CG-CD2	-7.51	115.54	120.80
1	5i	162	ARG	NE-CZ-NH2	-7.51	116.55	120.30
1	aQ	103	ASP	CB-CG-OD2	7.51	125.06	118.30
1	b6	166	ASP	CB-CG-OD1	7.51	125.06	118.30
1	bD	169	TYR	CB-CG-CD2	-7.51	116.49	121.00
1	bK	96	MET	CG-SD-CE	-7.51	88.18	100.20
1	f8	132	ARG	NH1-CZ-NH2	-7.51	111.14	119.40
1	n	81	ASP	CB-CG-OD2	7.51	125.06	118.30
1	hf	173	ARG	NE-CZ-NH2	-7.51	116.55	120.30
1	i9	48	THR	CA-CB-CG2	-7.51	101.89	112.40
1	lZ	23	TRP	CB-CG-CD2	7.51	136.36	126.60
1	2p	10	MET	CG-SD-CE	-7.51	88.18	100.20

Continued on next page...

Continued from previous page...

Mol	Chain	Res	Type	Atoms	Z	Observed(°)	Ideal(°)
1	3J	66	MET	CG-SD-CE	7.51	112.21	100.20
1	4N	18	ARG	NE-CZ-NH1	7.51	124.06	120.30
1	9i	167	ARG	NH1-CZ-NH2	-7.51	111.14	119.40
1	c8	145	TYR	CB-CG-CD2	7.51	125.51	121.00
1	dh	105	ALA	CB-CA-C	7.51	121.36	110.10
1	dF	82	ARG	NE-CZ-NH2	-7.51	116.55	120.30
1	fX	100	ARG	NE-CZ-NH1	7.51	124.06	120.30
1	c	165	VAL	CG1-CB-CG2	-7.51	98.89	110.90
1	gY	91	ILE	CA-CB-CG1	7.51	125.27	111.00
1	1L	167	ARG	NE-CZ-NH2	-7.51	116.55	120.30
1	7L	154	ARG	NE-CZ-NH2	-7.51	116.55	120.30
1	92	51	ASP	CB-CG-OD2	7.51	125.06	118.30
1	9P	164	TYR	CB-CG-CD2	-7.51	116.50	121.00
1	a5	166	ASP	N-CA-CB	-7.51	97.09	110.60
1	cE	143	ARG	NE-CZ-NH1	7.51	124.05	120.30
1	3p	66	MET	CG-SD-CE	-7.51	88.19	100.20
1	4a	154	ARG	NE-CZ-NH2	-7.51	116.55	120.30
1	6p	161	PHE	CB-CG-CD2	-7.51	115.55	120.80
1	6X	143	ARG	NE-CZ-NH2	7.51	124.05	120.30
1	78	221	VAL	CA-CB-CG1	-7.51	99.64	110.90
1	Z	197	ASP	CB-CG-OD1	-7.51	111.54	118.30
1	bD	109	SER	CB-CA-C	7.51	124.36	110.10
1	ew	40	PHE	CB-CG-CD1	-7.51	115.55	120.80
1	f7	97	ARG	NE-CZ-NH1	-7.51	116.55	120.30
1	kV	166	ASP	CB-CG-OD2	-7.50	111.55	118.30
1	6r	167	ARG	NE-CZ-NH2	-7.50	116.55	120.30
1	7t	161	PHE	CB-CG-CD2	-7.50	115.55	120.80
1	cT	216	THR	CA-CB-CG2	-7.50	101.89	112.40
1	j1	100	ARG	NE-CZ-NH2	-7.50	116.55	120.30
1	k7	145	TYR	CB-CG-CD1	-7.50	116.50	121.00
1	l5	87	HIS	N-CA-CB	7.50	124.11	110.60
1	ly	169	TYR	CG-CD1-CE1	-7.50	115.30	121.30
1	4i	28	GLU	OE1-CD-OE2	-7.50	114.30	123.30
1	5W	82	ARG	NE-CZ-NH2	-7.50	116.55	120.30
1	67	185	MET	CG-SD-CE	-7.50	88.20	100.20
1	6u	169	TYR	CB-CG-CD1	7.50	125.50	121.00
1	6D	164	TYR	CB-CG-CD1	7.50	125.50	121.00
1	79	100	ARG	NE-CZ-NH2	-7.50	116.55	120.30
1	11	169	TYR	CB-CG-CD1	7.50	125.50	121.00
1	dN	164	TYR	CB-CG-CD2	-7.50	116.50	121.00
1	ei	161	PHE	CB-CG-CD2	7.50	126.05	120.80
1	2	40	PHE	CG-CD2-CE2	-7.50	112.55	120.80

Continued on next page...

Continued from previous page...

Mol	Chain	Res	Type	Atoms	Z	Observed(°)	Ideal(°)
1	gz	145	TYR	CB-CG-CD2	-7.50	116.50	121.00
1	1F	32	PHE	O-C-N	-7.50	110.70	122.70
1	jC	82	ARG	NE-CZ-NH1	7.50	124.05	120.30
1	kG	173	ARG	NE-CZ-NH1	7.50	124.05	120.30
1	l2	108	THR	CA-CB-CG2	-7.50	101.90	112.40
1	2W	23	TRP	CB-CG-CD2	-7.50	116.85	126.60
1	3A	169	TYR	CB-CG-CD2	7.50	125.50	121.00
1	3R	185	MET	CG-SD-CE	-7.50	88.20	100.20
1	a7	18	ARG	NE-CZ-NH2	-7.50	116.55	120.30
1	bU	197	ASP	CB-CG-OD2	-7.50	111.55	118.30
1	ck	82	ARG	NE-CZ-NH2	7.50	124.05	120.30
1	r	229	ARG	NE-CZ-NH2	7.50	124.05	120.30
1	gX	132	ARG	NE-CZ-NH2	-7.50	116.55	120.30
1	iw	130	TYR	CB-CG-CD1	7.50	125.50	121.00
1	3t	51	ASP	CB-CG-OD1	-7.50	111.55	118.30
1	3W	144	MET	CG-SD-CE	-7.50	88.20	100.20
1	cc	100	ARG	NE-CZ-NH1	-7.50	116.55	120.30
1	cf	18	ARG	NE-CZ-NH1	7.50	124.05	120.30
1	h6	149	SER	N-CA-CB	7.50	121.75	110.50
1	iN	18	ARG	NE-CZ-NH1	7.50	124.05	120.30
1	j9	82	ARG	NE-CZ-NH2	7.50	124.05	120.30
1	3h	215	MET	CG-SD-CE	-7.50	88.20	100.20
1	3z	32	PHE	CB-CG-CD2	-7.50	115.55	120.80
1	4C	18	ARG	NE-CZ-NH1	7.50	124.05	120.30
1	5d	130	TYR	CG-CD2-CE2	-7.50	115.30	121.30
1	cX	144	MET	CG-SD-CE	-7.50	88.20	100.20
1	d9	32	PHE	CB-CG-CD2	7.50	126.05	120.80
1	dX	152	ASP	CB-CG-OD1	-7.50	111.55	118.30
1	eq	39	MET	CG-SD-CE	-7.50	88.20	100.20
1	fT	154	ARG	NE-CZ-NH2	-7.50	116.55	120.30
1	gE	81	ASP	CB-CG-OD2	-7.50	111.55	118.30
1	i1	23	TRP	CB-CG-CD2	7.50	136.35	126.60
1	jm	197	ASP	CB-CG-OD1	7.50	125.05	118.30
1	54	97	ARG	NE-CZ-NH1	7.50	124.05	120.30
1	8I	167	ARG	NE-CZ-NH1	7.50	124.05	120.30
1	8P	10	MET	CG-SD-CE	-7.50	88.20	100.20
1	bt	145	TYR	CB-CG-CD2	7.50	125.50	121.00
1	6	168	PHE	CB-CG-CD2	-7.50	115.55	120.80
1	lr	173	ARG	NE-CZ-NH2	-7.50	116.55	120.30
1	lx	97	ARG	NH1-CZ-NH2	7.50	127.64	119.40
1	4V	229	ARG	NE-CZ-NH1	7.50	124.05	120.30
1	68	154	ARG	NE-CZ-NH1	7.50	124.05	120.30

Continued on next page...

Continued from previous page...

Mol	Chain	Res	Type	Atoms	Z	Observed(°)	Ideal(°)
1	7m	221	VAL	CA-CB-CG2	-7.50	99.66	110.90
1	gu	154	ARG	NE-CZ-NH1	7.49	124.05	120.30
1	hb	130	TYR	CB-CG-CD2	-7.49	116.50	121.00
1	if	18	ARG	NE-CZ-NH1	7.49	124.05	120.30
1	lK	229	ARG	NE-CZ-NH1	7.49	124.05	120.30
1	2x	169	TYR	CB-CG-CD1	-7.49	116.50	121.00
1	65	121	ASN	N-CA-CB	7.49	124.09	110.60
1	6G	47	ALA	N-CA-CB	7.49	120.59	110.10
1	6G	173	ARG	NH1-CZ-NH2	-7.49	111.16	119.40
1	73	164	TYR	CB-CG-CD2	7.49	125.50	121.00
1	7p	169	TYR	CB-CG-CD1	-7.49	116.50	121.00
1	8H	10	MET	CG-SD-CE	-7.49	88.21	100.20
1	8L	115	ILE	O-C-N	-7.49	110.46	123.20
1	aN	32	PHE	CB-CG-CD1	7.49	126.05	120.80
1	ba	103	ASP	CB-CG-OD1	7.49	125.04	118.30
1	cE	164	TYR	CB-CG-CD2	7.49	125.50	121.00
1	lj	82	ARG	NE-CZ-NH2	-7.49	116.55	120.30
1	dB	32	PHE	CB-CG-CD2	-7.49	115.56	120.80
1	f7	154	ARG	NE-CZ-NH2	7.49	124.05	120.30
1	fq	169	TYR	CB-CG-CD2	7.49	125.50	121.00
1	w	169	TYR	CB-CG-CD1	-7.49	116.50	121.00
1	4v	164	TYR	CB-CG-CD1	-7.49	116.50	121.00
1	16	28	GLU	OE1-CD-OE2	-7.49	114.31	123.30
1	bz	162	ARG	NE-CZ-NH1	7.49	124.05	120.30
1	cK	69	LEU	CB-CA-C	7.49	124.43	110.20
1	2J	100	ARG	CD-NE-CZ	7.49	134.09	123.60
1	4A	200	THR	CA-CB-CG2	-7.49	101.91	112.40
1	5g	26	VAL	CA-CB-CG1	7.49	122.14	110.90
1	7M	96	MET	CG-SD-CE	-7.49	88.22	100.20
1	ax	163	ASP	CB-CG-OD1	-7.49	111.56	118.30
1	bu	161	PHE	CB-CG-CD1	-7.49	115.56	120.80
1	bN	173	ARG	NE-CZ-NH1	7.49	124.05	120.30
1	fd	82	ARG	NE-CZ-NH1	7.49	124.05	120.30
1	gs	32	PHE	CB-CG-CD2	-7.49	115.56	120.80
1	gC	32	PHE	CB-CG-CD1	7.49	126.04	120.80
1	kI	216	THR	CA-CB-CG2	-7.49	101.92	112.40
1	kY	173	ARG	NE-CZ-NH2	-7.49	116.56	120.30
1	l6	154	ARG	NE-CZ-NH1	7.49	124.04	120.30
1	lv	130	TYR	CB-CG-CD2	-7.49	116.51	121.00
1	3k	97	ARG	NH1-CZ-NH2	-7.49	111.16	119.40
1	4Y	100	ARG	NH1-CZ-NH2	-7.49	111.16	119.40
1	9I	18	ARG	NE-CZ-NH2	-7.49	116.56	120.30

Continued on next page...

Continued from previous page...

Mol	Chain	Res	Type	Atoms	Z	Observed(°)	Ideal(°)
1	aV	144	MET	CG-SD-CE	-7.49	88.22	100.20
1	dX	169	TYR	CB-CG-CD1	-7.49	116.51	121.00
1	eW	186	THR	N-CA-CB	7.49	124.53	110.30
1	V	154	ARG	NE-CZ-NH1	7.49	124.04	120.30
1	3L	82	ARG	NE-CZ-NH2	-7.49	116.56	120.30
1	54	79	GLU	OE1-CD-OE2	-7.49	114.32	123.30
1	b3	229	ARG	NE-CZ-NH2	-7.49	116.56	120.30
1	hp	215	MET	CG-SD-CE	-7.49	88.22	100.20
1	lu	23	TRP	CB-CA-C	7.49	125.37	110.40
1	2T	83	LEU	CB-CG-CD1	7.49	123.72	111.00
1	43	100	ARG	NE-CZ-NH2	-7.49	116.56	120.30
1	52	167	ARG	NE-CZ-NH1	-7.49	116.56	120.30
1	74	142	VAL	CA-CB-CG2	-7.49	99.67	110.90
1	7d	130	TYR	CB-CG-CD2	7.49	125.49	121.00
1	8E	143	ARG	NE-CZ-NH2	-7.49	116.56	120.30
1	9Q	81	ASP	CB-CG-OD1	7.49	125.04	118.30
1	aT	166	ASP	CB-CG-OD1	7.49	125.04	118.30
1	bZ	167	ARG	NH1-CZ-NH2	-7.49	111.17	119.40
1	ee	82	ARG	NE-CZ-NH1	7.49	124.04	120.30
1	fX	18	ARG	NH1-CZ-NH2	-7.49	111.17	119.40
1	T	161	PHE	CB-CG-CD2	-7.49	115.56	120.80
1	8t	167	ARG	NH1-CZ-NH2	-7.48	111.17	119.40
1	aV	97	ARG	NH1-CZ-NH2	-7.48	111.17	119.40
1	gN	173	ARG	NH1-CZ-NH2	-7.48	111.17	119.40
1	hn	229	ARG	NE-CZ-NH2	-7.48	116.56	120.30
1	k1	130	TYR	CB-CG-CD2	7.48	125.49	121.00
1	5a	132	ARG	NE-CZ-NH1	7.48	124.04	120.30
1	8Y	110	THR	CA-CB-CG2	-7.48	101.92	112.40
1	bR	100	ARG	NE-CZ-NH2	7.48	124.04	120.30
1	e5	32	PHE	CB-CG-CD2	-7.48	115.56	120.80
1	eu	18	ARG	NE-CZ-NH2	-7.48	116.56	120.30
1	ev	143	ARG	NE-CZ-NH1	7.48	124.04	120.30
1	go	55	MET	CG-SD-CE	-7.48	88.23	100.20
1	1M	39	MET	CG-SD-CE	-7.48	88.23	100.20
1	1S	169	TYR	CB-CG-CD1	-7.48	116.51	121.00
1	3L	166	ASP	CB-CG-OD1	7.48	125.03	118.30
1	9g	167	ARG	NE-CZ-NH1	7.48	124.04	120.30
1	9I	154	ARG	NH1-CZ-NH2	-7.48	111.17	119.40
1	9V	229	ARG	NH1-CZ-NH2	-7.48	111.17	119.40
1	ap	173	ARG	NE-CZ-NH2	-7.48	116.56	120.30
1	15	166	ASP	CB-CG-OD2	7.48	125.03	118.30
1	1j	162	ARG	NE-CZ-NH2	-7.48	116.56	120.30

Continued on next page...

Continued from previous page...

Mol	Chain	Res	Type	Atoms	Z	Observed(°)	Ideal(°)
1	dz	40	PHE	CB-CG-CD1	7.48	126.04	120.80
1	fZ	18	ARG	NE-CZ-NH1	7.48	124.04	120.30
1	g0	229	ARG	NH1-CZ-NH2	-7.48	111.17	119.40
1	hq	145	TYR	CB-CG-CD1	-7.48	116.51	121.00
1	ic	97	ARG	NE-CZ-NH1	7.48	124.04	120.30
1	jA	32	PHE	CB-CG-CD2	7.48	126.03	120.80
1	5K	229	ARG	NH1-CZ-NH2	-7.48	111.17	119.40
1	6z	162	ARG	NE-CZ-NH2	7.48	124.04	120.30
1	6V	40	PHE	CB-CG-CD1	-7.48	115.56	120.80
1	7d	117	TRP	CD1-NE1-CE2	7.48	115.73	109.00
1	bl	143	ARG	NE-CZ-NH2	-7.48	116.56	120.30
1	lo	81	ASP	CB-CG-OD1	7.48	125.03	118.30
1	iG	23	TRP	CD1-NE1-CE2	7.48	115.73	109.00
1	ky	72	THR	CA-CB-CG2	-7.48	101.93	112.40
1	3l	162	ARG	NE-CZ-NH1	7.48	124.04	120.30
1	3J	161	PHE	CB-CG-CD2	7.48	126.03	120.80
1	3L	130	TYR	CG-CD1-CE1	-7.48	115.32	121.30
1	5E	164	TYR	CB-CG-CD2	-7.48	116.51	121.00
1	87	165	VAL	CA-CB-CG1	7.48	122.12	110.90
1	8t	32	PHE	CB-CG-CD1	-7.48	115.57	120.80
1	ak	132	ARG	CD-NE-CZ	-7.48	113.13	123.60
1	cT	18	ARG	NH1-CZ-NH2	7.48	127.62	119.40
1	gb	51	ASP	CB-CG-OD1	7.48	125.03	118.30
1	gj	162	ARG	NE-CZ-NH2	-7.48	116.56	120.30
1	1T	145	TYR	CZ-CE2-CD2	-7.48	113.07	119.80
1	3N	133	TRP	CA-CB-CG	7.48	127.90	113.70
1	dk	162	ARG	NE-CZ-NH1	7.48	124.04	120.30
1	lv	23	TRP	CH2-CZ2-CE2	7.48	124.88	117.40
1	S	130	TYR	CB-CG-CD2	-7.48	116.52	121.00
1	gZ	144	MET	CG-SD-CE	-7.47	88.24	100.20
1	hD	82	ARG	NE-CZ-NH2	-7.47	116.56	120.30
1	jn	119	THR	CA-CB-CG2	7.47	122.86	112.40
1	2W	185	MET	CG-SD-CE	-7.47	88.24	100.20
1	6m	132	ARG	NE-CZ-NH2	-7.47	116.56	120.30
1	ca	72	THR	CA-CB-CG2	7.47	122.86	112.40
1	fg	23	TRP	CD1-NE1-CE2	7.47	115.73	109.00
1	il	184	TRP	CB-CG-CD2	7.47	136.31	126.60
1	ir	145	TYR	CB-CG-CD1	-7.47	116.52	121.00
1	jx	163	ASP	CB-CG-OD2	7.47	125.03	118.30
1	3F	173	ARG	NE-CZ-NH1	7.47	124.04	120.30
1	3P	100	ARG	NE-CZ-NH1	7.47	124.04	120.30
1	43	97	ARG	NE-CZ-NH1	7.47	124.04	120.30

Continued on next page...

Continued from previous page...

Mol	Chain	Res	Type	Atoms	Z	Observed(°)	Ideal(°)
1	53	100	ARG	NE-CZ-NH2	7.47	124.04	120.30
1	74	145	TYR	CB-CG-CD1	-7.47	116.52	121.00
1	a3	71	GLU	OE1-CD-OE2	-7.47	114.33	123.30
1	cy	152	ASP	CB-CG-OD2	7.47	125.03	118.30
1	ed	163	ASP	CB-CG-OD1	7.47	125.03	118.30
1	fg	162	ARG	NE-CZ-NH1	7.47	124.04	120.30
1	hV	162	ARG	NH1-CZ-NH2	-7.47	111.18	119.40
1	ir	3	VAL	CA-CB-CG2	7.47	122.11	110.90
1	22	97	ARG	NE-CZ-NH2	-7.47	116.56	120.30
1	4L	215	MET	CG-SD-CE	-7.47	88.25	100.20
1	7i	143	ARG	NE-CZ-NH1	7.47	124.03	120.30
1	eF	24	VAL	CA-CB-CG1	-7.47	99.69	110.90
1	fa	132	ARG	NH1-CZ-NH2	-7.47	111.18	119.40
1	hJ	169	TYR	CB-CG-CD2	7.47	125.48	121.00
1	ka	103	ASP	CB-CG-OD1	7.47	125.02	118.30
1	2L	18	ARG	NE-CZ-NH1	7.47	124.03	120.30
1	2O	166	ASP	CB-CG-OD1	7.47	125.02	118.30
1	2R	97	ARG	NE-CZ-NH1	7.47	124.03	120.30
1	3Y	169	TYR	CB-CG-CD2	-7.47	116.52	121.00
1	4l	143	ARG	NH1-CZ-NH2	-7.47	111.18	119.40
1	9f	44	SER	N-CA-CB	7.47	121.70	110.50
1	9X	14	ALA	N-CA-CB	7.47	120.56	110.10
1	ak	103	ASP	CB-CG-OD1	-7.47	111.58	118.30
1	ak	169	TYR	CB-CG-CD2	-7.47	116.52	121.00
1	aP	168	PHE	CB-CG-CD1	-7.47	115.57	120.80
1	dk	229	ARG	NH1-CZ-NH2	-7.47	111.18	119.40
1	dv	64	ALA	N-CA-CB	7.47	120.56	110.10
1	lo	167	ARG	NE-CZ-NH1	7.47	124.03	120.30
1	fe	83	LEU	O-C-N	-7.47	110.75	122.70
1	fZ	132	ARG	NE-CZ-NH2	-7.47	116.56	120.30
1	hQ	221	VAL	CA-CB-CG1	-7.47	99.70	110.90
1	ir	164	TYR	CG-CD1-CE1	-7.47	115.33	121.30
1	5f	167	ARG	NE-CZ-NH1	7.47	124.03	120.30
1	a1	130	TYR	CB-CG-CD2	-7.47	116.52	121.00
1	eK	23	TRP	CE2-CD2-CG	-7.47	101.33	107.30
1	ga	52	LEU	CB-CG-CD1	7.47	123.69	111.00
1	ja	82	ARG	NE-CZ-NH1	7.47	124.03	120.30
1	jq	32	PHE	CB-CG-CD1	-7.47	115.57	120.80
1	jL	109	SER	N-CA-CB	7.47	121.70	110.50
1	lE	166	ASP	CB-CG-OD2	7.47	125.02	118.30
1	6L	167	ARG	NE-CZ-NH2	7.47	124.03	120.30
1	8M	167	ARG	NE-CZ-NH2	-7.47	116.57	120.30

Continued on next page...

Continued from previous page...

Mol	Chain	Res	Type	Atoms	Z	Observed(°)	Ideal(°)
1	9R	132	ARG	NE-CZ-NH2	7.47	124.03	120.30
1	bP	18	ARG	NE-CZ-NH2	-7.47	116.57	120.30
1	cn	132	ARG	NE-CZ-NH2	7.47	124.03	120.30
1	eW	40	PHE	CB-CG-CD1	7.47	126.03	120.80
1	gO	82	ARG	NE-CZ-NH2	-7.46	116.57	120.30
1	lr	27	VAL	CG1-CB-CG2	7.46	122.84	110.90
1	4V	173	ARG	NE-CZ-NH1	7.46	124.03	120.30
1	53	82	ARG	NH1-CZ-NH2	-7.46	111.19	119.40
1	6J	40	PHE	CB-CG-CD1	-7.46	115.58	120.80
1	8q	82	ARG	NE-CZ-NH2	-7.46	116.57	120.30
1	bf	82	ARG	NE-CZ-NH2	-7.46	116.57	120.30
1	bz	10	MET	CG-SD-CE	-7.46	88.26	100.20
1	g6	173	ARG	NH1-CZ-NH2	-7.46	111.19	119.40
1	j1	169	TYR	CG-CD2-CE2	-7.46	115.33	121.30
1	2l	133	TRP	CZ3-CH2-CZ2	-7.46	112.64	121.60
1	5C	135	ILE	O-C-N	-7.46	110.76	122.70
1	8c	40	PHE	CB-CG-CD2	7.46	126.02	120.80
1	15	229	ARG	NE-CZ-NH1	7.46	124.03	120.30
1	c4	161	PHE	CB-CG-CD2	-7.46	115.58	120.80
1	gU	154	ARG	NE-CZ-NH2	7.46	124.03	120.30
1	1K	167	ARG	NE-CZ-NH1	7.46	124.03	120.30
1	j7	185	MET	CG-SD-CE	-7.46	88.26	100.20
1	jN	1	PRO	N-CA-CB	7.46	112.25	103.30
1	k8	173	ARG	NE-CZ-NH1	7.46	124.03	120.30
1	kT	164	TYR	CB-CG-CD2	7.46	125.48	121.00
1	2R	80	TRP	CD1-CG-CD2	7.46	112.27	106.30
1	2S	162	ARG	NE-CZ-NH1	-7.46	116.57	120.30
1	7k	82	ARG	NH1-CZ-NH2	-7.46	111.19	119.40
1	7Q	80	TRP	CB-CG-CD2	7.46	136.30	126.60
1	H	148	THR	CA-CB-CG2	-7.46	101.95	112.40
1	gJ	32	PHE	CB-CG-CD2	7.46	126.02	120.80
1	1O	100	ARG	NE-CZ-NH1	-7.46	116.57	120.30
1	4u	117	TRP	CE3-CZ3-CH2	-7.46	112.99	121.20
1	7d	185	MET	CG-SD-CE	7.46	112.14	100.20
1	eZ	97	ARG	NE-CZ-NH2	-7.46	116.57	120.30
1	f2	97	ARG	NE-CZ-NH1	7.46	124.03	120.30
1	fc	149	SER	N-CA-CB	7.46	121.69	110.50
1	fv	82	ARG	NE-CZ-NH1	7.46	124.03	120.30
1	o	181	VAL	CG1-CB-CG2	-7.46	98.96	110.90
1	gM	100	ARG	NE-CZ-NH1	7.46	124.03	120.30
1	gZ	214	MET	CG-SD-CE	-7.46	88.27	100.20
1	jQ	143	ARG	NE-CZ-NH1	7.46	124.03	120.30

Continued on next page...

Continued from previous page...

Mol	Chain	Res	Type	Atoms	Z	Observed(°)	Ideal(°)
1	kA	164	TYR	CB-CG-CD1	-7.46	116.53	121.00
1	li	96	MET	CG-SD-CE	-7.46	88.27	100.20
1	lE	78	ALA	O-C-N	-7.46	110.77	122.70
1	3Y	128	GLU	OE1-CD-OE2	-7.46	114.35	123.30
1	4F	100	ARG	NE-CZ-NH2	-7.46	116.57	120.30
1	6s	161	PHE	CB-CG-CD1	-7.46	115.58	120.80
1	7j	173	ARG	NE-CZ-NH2	7.46	124.03	120.30
1	bB	103	ASP	CB-CG-OD2	7.46	125.01	118.30
1	e0	145	TYR	CB-CG-CD1	7.46	125.47	121.00
1	gp	110	THR	N-CA-CB	7.46	124.47	110.30
1	iO	100	ARG	NH1-CZ-NH2	-7.46	111.20	119.40
1	22	118	MET	CG-SD-CE	-7.46	88.27	100.20
1	2S	162	ARG	NE-CZ-NH2	-7.46	116.57	120.30
1	6v	161	PHE	CB-CG-CD1	-7.46	115.58	120.80
1	9z	143	ARG	NE-CZ-NH1	7.46	124.03	120.30
1	d2	132	ARG	NE-CZ-NH2	-7.46	116.57	120.30
1	lo	82	ARG	NH1-CZ-NH2	-7.46	111.20	119.40
1	ea	82	ARG	NE-CZ-NH2	-7.46	116.57	120.30
1	E	31	ALA	CB-CA-C	7.46	121.28	110.10
1	7k	178	SER	N-CA-CB	7.46	121.68	110.50
1	cO	173	ARG	NH1-CZ-NH2	-7.46	111.20	119.40
1	iu	173	ARG	NE-CZ-NH1	7.45	124.03	120.30
1	kC	197	ASP	CB-CG-OD2	-7.45	111.59	118.30
1	lu	173	ARG	NE-CZ-NH2	-7.45	116.57	120.30
1	2q	36	VAL	CA-CB-CG1	7.45	122.08	110.90
1	4N	55	MET	CG-SD-CE	-7.45	88.28	100.20
1	5k	145	TYR	CB-CG-CD1	-7.45	116.53	121.00
1	87	161	PHE	CB-CG-CD2	-7.45	115.58	120.80
1	8k	82	ARG	NE-CZ-NH1	7.45	124.03	120.30
1	8l	152	ASP	CB-CG-OD2	-7.45	111.59	118.30
1	cZ	143	ARG	NE-CZ-NH2	-7.45	116.57	120.30
1	hq	162	ARG	NE-CZ-NH2	-7.45	116.57	120.30
1	hK	71	GLU	OE1-CD-OE2	-7.45	114.36	123.30
1	4b	145	TYR	CD1-CE1-CZ	7.45	126.51	119.80
1	6R	173	ARG	NH1-CZ-NH2	-7.45	111.20	119.40
1	82	166	ASP	CB-CG-OD1	7.45	125.01	118.30
1	ej	68	MET	CG-SD-CE	-7.45	88.28	100.20
1	fl	23	TRP	CB-CG-CD1	-7.45	117.31	127.00
1	I	185	MET	CG-SD-CE	-7.45	88.28	100.20
1	gg	162	ARG	NE-CZ-NH2	-7.45	116.58	120.30
1	1D	173	ARG	NE-CZ-NH2	-7.45	116.58	120.30
1	hX	173	ARG	NE-CZ-NH2	-7.45	116.58	120.30

Continued on next page...

Continued from previous page...

Mol	Chain	Res	Type	Atoms	Z	Observed(°)	Ideal(°)
1	iJ	173	ARG	NE-CZ-NH1	7.45	124.03	120.30
1	l9	143	ARG	NE-CZ-NH2	-7.45	116.58	120.30
1	lF	23	TRP	CD1-CG-CD2	7.45	112.26	106.30
1	2x	169	TYR	CB-CG-CD2	7.45	125.47	121.00
1	3z	168	PHE	CB-CG-CD2	7.45	126.02	120.80
1	5I	100	ARG	NH1-CZ-NH2	-7.45	111.20	119.40
1	5V	81	ASP	CB-CG-OD1	7.45	125.01	118.30
1	6e	132	ARG	NE-CZ-NH2	7.45	124.03	120.30
1	7Z	145	TYR	CB-CG-CD1	-7.45	116.53	121.00
1	8o	130	TYR	CB-CG-CD1	7.45	125.47	121.00
1	9R	36	VAL	CA-CB-CG2	7.45	122.08	110.90
1	cR	130	TYR	CB-CG-CD1	7.45	125.47	121.00
1	cR	145	TYR	CG-CD1-CE1	-7.45	115.34	121.30
1	dQ	143	ARG	NE-CZ-NH2	-7.45	116.58	120.30
1	gy	143	ARG	NH1-CZ-NH2	-7.45	111.21	119.40
1	jD	68	MET	CG-SD-CE	-7.45	88.28	100.20
1	jN	143	ARG	NE-CZ-NH1	7.45	124.02	120.30
1	2h	80	TRP	CD2-CE2-CZ2	-7.45	113.36	122.30
1	3M	229	ARG	NE-CZ-NH1	7.45	124.02	120.30
1	6h	161	PHE	CB-CG-CD2	7.45	126.01	120.80
1	7P	143	ARG	NE-CZ-NH2	-7.45	116.58	120.30
1	9M	162	ARG	NE-CZ-NH1	7.45	124.02	120.30
1	al	154	ARG	NE-CZ-NH1	7.45	124.02	120.30
1	cM	32	PHE	CB-CG-CD1	-7.45	115.59	120.80
1	ds	100	ARG	NE-CZ-NH2	-7.45	116.58	120.30
1	lm	166	ASP	CB-CG-OD2	7.45	125.00	118.30
1	lr	229	ARG	NE-CZ-NH1	7.45	124.03	120.30
1	q	197	ASP	CB-CG-OD2	-7.45	111.60	118.30
1	gy	229	ARG	NH1-CZ-NH2	-7.45	111.21	119.40
1	hy	35	GLU	OE1-CD-OE2	-7.45	114.36	123.30
1	iN	229	ARG	NE-CZ-NH1	7.45	124.02	120.30
1	2j	109	SER	N-CA-CB	7.45	121.67	110.50
1	4d	162	ARG	NE-CZ-NH1	7.45	124.02	120.30
1	65	154	ARG	NE-CZ-NH2	-7.45	116.58	120.30
1	fN	168	PHE	CB-CG-CD1	-7.45	115.59	120.80
1	g2	82	ARG	NE-CZ-NH1	7.45	124.02	120.30
1	lF	143	ARG	NH1-CZ-NH2	-7.45	111.21	119.40
1	kP	97	ARG	NE-CZ-NH1	7.45	124.02	120.30
1	3c	58	THR	CA-CB-CG2	7.45	122.82	112.40
1	3F	168	PHE	CB-CG-CD2	7.45	126.01	120.80
1	6r	211	LEU	O-C-N	-7.45	110.79	122.70
1	as	81	ASP	CB-CG-OD1	7.45	125.00	118.30

Continued on next page...

Continued from previous page...

Mol	Chain	Res	Type	Atoms	Z	Observed(°)	Ideal(°)
1	bl	163	ASP	CB-CG-OD1	7.45	125.00	118.30
1	bu	197	ASP	CB-CG-OD2	-7.45	111.60	118.30
1	fk	185	MET	CG-SD-CE	-7.45	88.29	100.20
1	gv	51	ASP	CB-CG-OD1	7.44	125.00	118.30
1	2w	10	MET	CG-SD-CE	-7.44	88.29	100.20
1	1G	130	TYR	CB-CG-CD1	7.44	125.47	121.00
1	lu	108	THR	CA-CB-CG2	-7.44	101.98	112.40
1	2m	86	VAL	CG1-CB-CG2	-7.44	98.99	110.90
1	4N	100	ARG	NE-CZ-NH1	7.44	124.02	120.30
1	6f	32	PHE	CB-CG-CD2	-7.44	115.59	120.80
1	8X	171	THR	CA-CB-CG2	-7.44	101.98	112.40
1	1a	55	MET	CG-SD-CE	-7.44	88.29	100.20
1	dg	154	ARG	NE-CZ-NH2	-7.44	116.58	120.30
1	1p	108	THR	CA-CB-CG2	-7.44	101.98	112.40
1	h5	142	VAL	CA-CB-CG2	-7.44	99.74	110.90
1	lj	154	ARG	NE-CZ-NH1	7.44	124.02	120.30
1	2G	119	THR	CA-CB-CG2	-7.44	101.98	112.40
1	2T	132	ARG	NH1-CZ-NH2	-7.44	111.22	119.40
1	3z	145	TYR	CB-CG-CD2	7.44	125.47	121.00
1	3N	169	TYR	CB-CG-CD1	-7.44	116.54	121.00
1	4a	231	LEU	N-CA-CB	7.44	125.28	110.40
1	6W	42	ALA	N-CA-CB	-7.44	99.68	110.10
1	9M	79	GLU	OE1-CD-OE2	-7.44	114.37	123.30
1	az	143	ARG	NE-CZ-NH2	-7.44	116.58	120.30
1	ec	100	ARG	NE-CZ-NH1	7.44	124.02	120.30
1	fv	4	GLN	CB-CA-C	7.44	125.28	110.40
1	fF	100	ARG	NE-CZ-NH2	-7.44	116.58	120.30
1	v	164	TYR	CB-CG-CD1	7.44	125.47	121.00
1	gJ	130	TYR	CB-CG-CD1	7.44	125.46	121.00
1	55	154	ARG	NE-CZ-NH2	7.44	124.02	120.30
1	5M	164	TYR	CG-CD2-CE2	7.44	127.25	121.30
1	7e	145	TYR	CG-CD2-CE2	-7.44	115.35	121.30
1	c9	18	ARG	NE-CZ-NH2	7.44	124.02	120.30
1	gF	66	MET	CG-SD-CE	-7.44	88.30	100.20
1	2v	73	ILE	O-C-N	-7.44	110.80	122.70
1	8o	208	ALA	N-CA-CB	-7.44	99.69	110.10
1	9t	100	ARG	NE-CZ-NH1	7.44	124.02	120.30
1	a3	81	ASP	CB-CG-OD1	7.44	124.99	118.30
1	b0	80	TRP	CB-CG-CD2	7.44	136.27	126.60
1	dh	145	TYR	CB-CG-CD2	-7.44	116.54	121.00
1	h5	164	TYR	CB-CG-CD2	7.44	125.46	121.00
1	8m	108	THR	CA-CB-CG2	-7.44	101.99	112.40

Continued on next page...

Continued from previous page...

Mol	Chain	Res	Type	Atoms	Z	Observed(°)	Ideal(°)
1	12	167	ARG	NE-CZ-NH1	7.44	124.02	120.30
1	dY	143	ARG	CG-CD-NE	-7.44	96.19	111.80
1	e0	76	GLU	OE1-CD-OE2	-7.44	114.38	123.30
1	f9	145	TYR	CB-CG-CD1	7.44	125.46	121.00
1	hi	185	MET	CG-SD-CE	-7.43	88.30	100.20
1	il	132	ARG	NE-CZ-NH1	7.43	124.02	120.30
1	iN	162	ARG	NE-CZ-NH2	-7.43	116.58	120.30
1	jr	100	ARG	NE-CZ-NH2	-7.43	116.58	120.30
1	jN	217	ALA	N-CA-CB	-7.43	99.69	110.10
1	kx	163	ASP	CB-CG-OD1	7.43	124.99	118.30
1	3d	177	ALA	N-CA-CB	7.43	120.51	110.10
1	5R	97	ARG	NE-CZ-NH1	7.43	124.02	120.30
1	6h	23	TRP	CB-CG-CD1	-7.43	117.33	127.00
1	7y	40	PHE	CB-CG-CD2	7.43	126.00	120.80
1	af	164	TYR	CG-CD1-CE1	-7.43	115.35	121.30
1	bV	169	TYR	CB-CG-CD1	-7.43	116.54	121.00
1	dP	204	ALA	N-CA-CB	7.43	120.51	110.10
1	e5	130	TYR	CB-CG-CD1	-7.43	116.54	121.00
1	eq	161	PHE	CB-CG-CD1	-7.43	115.59	120.80
1	hi	130	TYR	CB-CG-CD2	-7.43	116.54	121.00
1	hQ	100	ARG	NE-CZ-NH1	7.43	124.02	120.30
1	kT	100	ARG	NE-CZ-NH1	7.43	124.02	120.30
1	28	109	SER	N-CA-CB	7.43	121.65	110.50
1	3g	82	ARG	NH1-CZ-NH2	-7.43	111.22	119.40
1	6E	148	THR	CA-CB-CG2	-7.43	101.99	112.40
1	98	78	ALA	CB-CA-C	7.43	121.25	110.10
1	9j	100	ARG	NE-CZ-NH2	-7.43	116.58	120.30
1	9W	18	ARG	NE-CZ-NH1	7.43	124.02	120.30
1	av	40	PHE	CB-CG-CD1	-7.43	115.60	120.80
1	aB	78	ALA	CB-CA-C	-7.43	98.95	110.10
1	b7	167	ARG	NE-CZ-NH1	7.43	124.02	120.30
1	ek	229	ARG	NE-CZ-NH2	-7.43	116.58	120.30
1	eS	164	TYR	CB-CG-CD1	7.43	125.46	121.00
1	go	18	ARG	NE-CZ-NH2	-7.43	116.58	120.30
1	jU	143	ARG	NE-CZ-NH1	7.43	124.02	120.30
1	k7	109	SER	N-CA-CB	7.43	121.65	110.50
1	lh	229	ARG	NE-CZ-NH1	7.43	124.02	120.30
1	49	163	ASP	CB-CG-OD2	7.43	124.99	118.30
1	ab	34	PRO	O-C-N	7.43	134.59	122.70
1	bC	166	ASP	CB-CG-OD2	7.43	124.99	118.30
1	i9	143	ARG	NE-CZ-NH1	7.43	124.02	120.30
1	1T	167	ARG	NE-CZ-NH1	7.43	124.02	120.30

Continued on next page...

Continued from previous page...

Mol	Chain	Res	Type	Atoms	Z	Observed(°)	Ideal(°)
1	kc	154	ARG	NH1-CZ-NH2	-7.43	111.23	119.40
1	3H	18	ARG	NE-CZ-NH1	7.43	124.02	120.30
1	4O	229	ARG	NE-CZ-NH1	7.43	124.02	120.30
1	6o	132	ARG	NE-CZ-NH2	-7.43	116.59	120.30
1	9u	117	TRP	CG-CD1-NE1	-7.43	102.67	110.10
1	9X	107	THR	CA-CB-CG2	-7.43	102.00	112.40
1	e3	77	ALA	O-C-N	-7.43	110.81	122.70
1	eT	167	ARG	NH1-CZ-NH2	-7.43	111.23	119.40
1	fE	229	ARG	NE-CZ-NH1	7.43	124.02	120.30
1	fK	82	ARG	NE-CZ-NH1	7.43	124.02	120.30
1	lz	146	SER	N-CA-CB	7.43	121.64	110.50
1	ho	167	ARG	NH1-CZ-NH2	-7.43	111.23	119.40
1	l8	32	PHE	CB-CG-CD2	7.43	126.00	120.80
1	4J	132	ARG	NE-CZ-NH1	7.43	124.01	120.30
1	5U	143	ARG	NE-CZ-NH1	7.43	124.01	120.30
1	6v	144	MET	CG-SD-CE	-7.43	88.32	100.20
1	6S	229	ARG	NE-CZ-NH2	-7.43	116.59	120.30
1	7j	197	ASP	CB-CG-OD2	7.43	124.98	118.30
1	14	103	ASP	CB-CG-OD2	7.43	124.98	118.30
1	1t	59	VAL	CA-CB-CG2	-7.43	99.76	110.90
1	iT	100	ARG	NH1-CZ-NH2	-7.43	111.23	119.40
1	je	133	TRP	CB-CG-CD2	-7.43	116.95	126.60
1	lb	132	ARG	NE-CZ-NH2	-7.43	116.59	120.30
1	3l	155	GLN	O-C-N	-7.43	110.57	123.20
1	94	143	ARG	NE-CZ-NH1	7.43	124.01	120.30
1	9a	133	TRP	CD1-NE1-CE2	7.43	115.68	109.00
1	bg	164	TYR	CB-CG-CD1	-7.43	116.55	121.00
1	cn	82	ARG	NE-CZ-NH2	-7.43	116.59	120.30
1	dE	39	MET	CG-SD-CE	-7.43	88.32	100.20
1	dI	100	ARG	NE-CZ-NH2	-7.43	116.59	120.30
1	ft	45	GLU	OE1-CD-OE2	-7.43	114.39	123.30
1	fN	143	ARG	NH1-CZ-NH2	-7.43	111.23	119.40
1	v	132	ARG	NE-CZ-NH2	-7.43	116.59	120.30
1	hG	145	TYR	CB-CG-CD2	-7.42	116.55	121.00
1	jI	32	PHE	CD1-CE1-CZ	-7.42	111.19	120.10
1	lO	97	ARG	NE-CZ-NH2	-7.42	116.59	120.30
1	38	166	ASP	CB-CG-OD2	7.42	124.98	118.30
1	3J	18	ARG	NE-CZ-NH1	7.42	124.01	120.30
1	5g	212	GLU	OE1-CD-OE2	-7.42	114.39	123.30
1	6u	100	ARG	NE-CZ-NH2	-7.42	116.59	120.30
1	7E	133	TRP	CB-CG-CD2	7.42	136.25	126.60
1	8K	173	ARG	NE-CZ-NH1	7.42	124.01	120.30

Continued on next page...

Continued from previous page...

Mol	Chain	Res	Type	Atoms	Z	Observed(°)	Ideal(°)
1	c4	145	TYR	CB-CG-CD2	-7.42	116.55	121.00
1	cb	35	GLU	OE1-CD-OE2	-7.42	114.39	123.30
1	1l	86	VAL	CA-CB-CG1	7.42	122.04	110.90
1	4	215	MET	CG-SD-CE	-7.42	88.32	100.20
1	1W	36	VAL	CA-CB-CG1	7.42	122.03	110.90
1	lO	82	ARG	NH1-CZ-NH2	-7.42	111.23	119.40
1	2U	97	ARG	NH1-CZ-NH2	-7.42	111.23	119.40
1	5i	229	ARG	CD-NE-CZ	7.42	133.99	123.60
1	5X	144	MET	CG-SD-CE	-7.42	88.32	100.20
1	aJ	167	ARG	NE-CZ-NH1	7.42	124.01	120.30
1	z	184	TRP	CB-CG-CD2	-7.42	116.95	126.60
1	gd	154	ARG	NE-CZ-NH2	-7.42	116.59	120.30
1	gs	51	ASP	CB-CG-OD2	7.42	124.98	118.30
1	hx	47	ALA	CB-CA-C	-7.42	98.97	110.10
1	k7	23	TRP	CB-CG-CD2	7.42	136.25	126.60
1	2o	51	ASP	CB-CG-OD1	7.42	124.98	118.30
1	5y	32	PHE	CB-CG-CD1	7.42	126.00	120.80
1	5T	173	ARG	NH1-CZ-NH2	-7.42	111.24	119.40
1	cm	85	PRO	N-CA-CB	-7.42	94.39	103.30
1	dY	215	MET	CG-SD-CE	-7.42	88.33	100.20
1	ei	173	ARG	NE-CZ-NH1	-7.42	116.59	120.30
1	ev	32	PHE	CB-CG-CD1	7.42	125.99	120.80
1	ff	81	ASP	CB-CG-OD2	-7.42	111.62	118.30
1	fs	10	MET	CG-SD-CE	-7.42	88.33	100.20
1	fM	169	TYR	CD1-CG-CD2	7.42	126.06	117.90
1	iC	134	ILE	O-C-N	-7.42	110.83	122.70
1	iV	97	ARG	NE-CZ-NH2	-7.42	116.59	120.30
1	j8	97	ARG	NE-CZ-NH1	-7.42	116.59	120.30
1	6S	214	MET	CG-SD-CE	-7.42	88.33	100.20
1	8g	40	PHE	CB-CG-CD2	-7.42	115.61	120.80
1	ai	96	MET	CG-SD-CE	7.42	112.07	100.20
1	fn	100	ARG	NE-CZ-NH2	-7.42	116.59	120.30
1	gj	154	ARG	NH1-CZ-NH2	-7.42	111.24	119.40
1	iL	97	ARG	NE-CZ-NH2	7.42	124.01	120.30
1	2G	214	MET	CG-SD-CE	-7.42	88.33	100.20
1	2U	103	ASP	CB-CG-OD1	7.42	124.98	118.30
1	4i	108	THR	CA-CB-CG2	-7.42	102.01	112.40
1	4Z	3	VAL	CA-CB-CG2	7.42	122.03	110.90
1	a1	68	MET	CG-SD-CE	-7.42	88.33	100.20
1	19	51	ASP	CB-CG-OD1	7.42	124.98	118.30
1	eR	143	ARG	NE-CZ-NH2	-7.42	116.59	120.30
1	5	158	LYS	N-CA-CB	7.42	123.95	110.60

Continued on next page...

Continued from previous page...

Mol	Chain	Res	Type	Atoms	Z	Observed(°)	Ideal(°)
1	gE	82	ARG	NE-CZ-NH1	7.42	124.01	120.30
1	jL	164	TYR	CZ-CE2-CD2	-7.42	113.12	119.80
1	3P	143	ARG	NE-CZ-NH2	7.42	124.01	120.30
1	5S	83	LEU	CB-CG-CD2	-7.42	98.39	111.00
1	5X	169	TYR	CB-CG-CD2	-7.42	116.55	121.00
1	6v	229	ARG	NE-CZ-NH1	7.42	124.01	120.30
1	7F	143	ARG	NE-CZ-NH2	7.42	124.01	120.30
1	7Z	169	TYR	CB-CG-CD1	7.42	125.45	121.00
1	9B	100	ARG	NE-CZ-NH2	-7.42	116.59	120.30
1	dy	173	ARG	NE-CZ-NH1	-7.42	116.59	120.30
1	dQ	107	THR	N-CA-CB	7.42	124.39	110.30
1	1P	32	PHE	CB-CG-CD2	-7.42	115.61	120.80
1	4v	119	THR	CA-CB-CG2	-7.42	102.02	112.40
1	8u	133	TRP	CD1-CG-CD2	-7.42	100.37	106.30
1	8v	144	MET	CG-SD-CE	-7.42	88.34	100.20
1	1P	78	ALA	N-CA-CB	-7.41	99.72	110.10
1	jQ	169	TYR	CG-CD1-CE1	7.41	127.23	121.30
1	kJ	18	ARG	NE-CZ-NH1	7.41	124.01	120.30
1	lb	204	ALA	N-CA-CB	-7.41	99.72	110.10
1	lB	152	ASP	CB-CG-OD2	7.41	124.97	118.30
1	40	40	PHE	CB-CG-CD1	-7.41	115.61	120.80
1	44	87	HIS	CA-CB-CG	7.41	126.20	113.60
1	4j	173	ARG	NE-CZ-NH2	-7.41	116.59	120.30
1	4Z	143	ARG	NE-CZ-NH2	7.41	124.01	120.30
1	6S	121	ASN	N-CA-CB	-7.41	97.25	110.60
1	7b	145	TYR	CZ-CE2-CD2	7.41	126.47	119.80
1	aW	145	TYR	CG-CD2-CE2	-7.41	115.37	121.30
1	eM	107	THR	CA-CB-CG2	-7.41	102.02	112.40
1	6J	96	MET	CG-SD-CE	-7.41	88.34	100.20
1	7T	154	ARG	NE-CZ-NH2	-7.41	116.59	120.30
1	8F	162	ARG	NH1-CZ-NH2	-7.41	111.25	119.40
1	cV	82	ARG	NH1-CZ-NH2	-7.41	111.25	119.40
1	hW	143	ARG	NE-CZ-NH2	-7.41	116.59	120.30
1	iF	166	ASP	CB-CG-OD2	-7.41	111.63	118.30
1	jz	187	GLU	OE1-CD-OE2	-7.41	114.41	123.30
1	k6	28	GLU	OE1-CD-OE2	-7.41	114.41	123.30
1	2t	133	TRP	CD1-CG-CD2	-7.41	100.37	106.30
1	3q	100	ARG	NE-CZ-NH2	7.41	124.00	120.30
1	7W	51	ASP	CB-CG-OD1	-7.41	111.63	118.30
1	9N	164	TYR	CB-CG-CD2	7.41	125.45	121.00
1	aP	51	ASP	CB-CG-OD2	-7.41	111.63	118.30
1	aT	117	TRP	CB-CG-CD2	-7.41	116.97	126.60

Continued on next page...

Continued from previous page...

Mol	Chain	Res	Type	Atoms	Z	Observed(°)	Ideal(°)
1	ck	173	ARG	NE-CZ-NH1	-7.41	116.59	120.30
1	dp	162	ARG	NE-CZ-NH1	7.41	124.01	120.30
1	ei	173	ARG	NE-CZ-NH2	7.41	124.00	120.30
1	fV	145	TYR	CB-CG-CD1	-7.41	116.55	121.00
1	1A	135	ILE	O-C-N	-7.41	110.84	122.70
1	1B	82	ARG	NE-CZ-NH1	7.41	124.00	120.30
1	gG	143	ARG	NH1-CZ-NH2	-7.41	111.25	119.40
1	l8	154	ARG	NE-CZ-NH1	7.41	124.00	120.30
1	ll	229	ARG	NE-CZ-NH2	-7.41	116.59	120.30
1	2R	152	ASP	CB-CG-OD2	-7.41	111.63	118.30
1	8a	68	MET	CG-SD-CE	-7.41	88.35	100.20
1	av	173	ARG	NE-CZ-NH2	7.41	124.00	120.30
1	aL	100	ARG	NE-CZ-NH2	-7.41	116.59	120.30
1	c4	97	ARG	NE-CZ-NH1	7.41	124.00	120.30
1	4	168	PHE	CG-CD1-CE1	7.41	128.95	120.80
1	j7	130	TYR	CB-CG-CD2	-7.41	116.56	121.00
1	2o	169	TYR	CB-CG-CD1	-7.41	116.56	121.00
1	2r	145	TYR	CB-CG-CD2	7.41	125.44	121.00
1	4i	72	THR	CA-CB-CG2	-7.41	102.03	112.40
1	5Y	145	TYR	CB-CG-CD1	-7.41	116.56	121.00
1	8z	100	ARG	NE-CZ-NH1	7.41	124.00	120.30
1	98	149	SER	N-CA-CB	7.41	121.61	110.50
1	c2	51	ASP	CB-CG-OD2	-7.41	111.63	118.30
1	dK	80	TRP	CB-CG-CD1	-7.41	117.37	127.00
1	1n	167	ARG	NE-CZ-NH2	-7.41	116.60	120.30
1	I	197	ASP	CB-CG-OD2	7.41	124.97	118.30
1	ik	117	TRP	CB-CG-CD1	-7.41	117.37	127.00
1	jb	24	VAL	CA-CB-CG2	-7.41	99.79	110.90
1	2J	184	TRP	CG-CD2-CE3	-7.41	127.23	133.90
1	4j	100	ARG	NE-CZ-NH1	7.41	124.00	120.30
1	71	162	ARG	NH1-CZ-NH2	-7.41	111.25	119.40
1	9T	55	MET	CG-SD-CE	-7.41	88.35	100.20
1	ei	161	PHE	CB-CG-CD1	-7.41	115.62	120.80
1	iQ	154	ARG	NH1-CZ-NH2	-7.40	111.26	119.40
1	j7	82	ARG	NE-CZ-NH1	7.40	124.00	120.30
1	ji	130	TYR	CB-CG-CD2	-7.40	116.56	121.00
1	lv	164	TYR	CB-CG-CD1	-7.40	116.56	121.00
1	58	132	ARG	NE-CZ-NH2	-7.40	116.60	120.30
1	8Q	133	TRP	CG-CD1-NE1	-7.40	102.70	110.10
1	bv	168	PHE	CB-CG-CD2	7.40	125.98	120.80
1	bZ	136	LEU	CB-CA-C	7.40	124.27	110.20
1	el	132	ARG	NE-CZ-NH2	7.40	124.00	120.30

Continued on next page...

Continued from previous page...

Mol	Chain	Res	Type	Atoms	Z	Observed(°)	Ideal(°)
1	hm	169	TYR	CB-CG-CD1	-7.40	116.56	121.00
1	iZ	161	PHE	CB-CG-CD2	-7.40	115.62	120.80
1	lj	163	ASP	CB-CG-OD1	7.40	124.96	118.30
1	lA	143	ARG	CD-NE-CZ	7.40	133.96	123.60
1	5m	127	GLY	O-C-N	-7.40	110.86	122.70
1	6j	118	MET	CG-SD-CE	-7.40	88.36	100.20
1	7p	185	MET	CG-SD-CE	-7.40	88.36	100.20
1	7x	92	GLU	OE1-CD-OE2	-7.40	114.42	123.30
1	9J	229	ARG	NE-CZ-NH1	7.40	124.00	120.30
1	bf	161	PHE	CB-CG-CD2	-7.40	115.62	120.80
1	bi	173	ARG	NE-CZ-NH1	7.40	124.00	120.30
1	bv	230	VAL	CG1-CB-CG2	-7.40	99.06	110.90
1	bE	55	MET	CG-SD-CE	-7.40	88.36	100.20
1	cI	169	TYR	CG-CD1-CE1	-7.40	115.38	121.30
1	gI	168	PHE	CB-CG-CD2	7.40	125.98	120.80
1	3I	154	ARG	NE-CZ-NH2	-7.40	116.60	120.30
1	5I	18	ARG	NE-CZ-NH1	7.40	124.00	120.30
1	7H	103	ASP	CB-CG-OD1	7.40	124.96	118.30
1	8T	161	PHE	CB-CG-CD1	7.40	125.98	120.80
1	9a	39	MET	CG-SD-CE	-7.40	88.36	100.20
1	9C	154	ARG	NE-CZ-NH2	7.40	124.00	120.30
1	aI	144	MET	CG-SD-CE	-7.40	88.36	100.20
1	b0	97	ARG	NE-CZ-NH2	-7.40	116.60	120.30
1	d3	169	TYR	CB-CG-CD2	-7.40	116.56	121.00
1	gP	97	ARG	NE-CZ-NH1	7.40	124.00	120.30
1	il	197	ASP	CB-CG-OD2	-7.40	111.64	118.30
1	jm	154	ARG	NE-CZ-NH2	-7.40	116.60	120.30
1	3B	144	MET	N-CA-CB	-7.40	97.28	110.60
1	67	173	ARG	NE-CZ-NH2	-7.40	116.60	120.30
1	6t	214	MET	CG-SD-CE	-7.40	88.36	100.20
1	6G	168	PHE	CB-CG-CD1	-7.40	115.62	120.80
1	7Z	169	TYR	CB-CG-CD2	-7.40	116.56	121.00
1	cS	164	TYR	CB-CG-CD2	-7.40	116.56	121.00
1	dj	169	TYR	CZ-CE2-CD2	-7.40	113.14	119.80
1	gD	145	TYR	CB-CG-CD1	7.40	125.44	121.00
1	gR	82	ARG	NE-CZ-NH2	7.40	124.00	120.30
1	it	184	TRP	CB-CG-CD1	-7.40	117.38	127.00
1	44	185	MET	CG-SD-CE	-7.40	88.36	100.20
1	4j	96	MET	CG-SD-CE	-7.40	88.36	100.20
1	5n	173	ARG	NE-CZ-NH2	7.40	124.00	120.30
1	6P	103	ASP	CB-CG-OD2	-7.40	111.64	118.30
1	8O	173	ARG	NE-CZ-NH1	7.40	124.00	120.30

Continued on next page...

Continued from previous page...

Mol	Chain	Res	Type	Atoms	Z	Observed(°)	Ideal(°)
1	bg	40	PHE	CB-CG-CD2	-7.40	115.62	120.80
1	22	18	ARG	NE-CZ-NH1	7.40	124.00	120.30
1	lw	82	ARG	NE-CZ-NH2	-7.40	116.60	120.30
1	55	81	ASP	CB-CG-OD1	7.40	124.96	118.30
1	9i	100	ARG	NE-CZ-NH1	7.40	124.00	120.30
1	10	168	PHE	CB-CG-CD2	-7.40	115.62	120.80
1	1s	82	ARG	NE-CZ-NH2	-7.40	116.60	120.30
1	ls	164	TYR	CG-CD2-CE2	-7.39	115.39	121.30
1	4L	31	ALA	CB-CA-C	7.39	121.19	110.10
1	7e	173	ARG	NE-CZ-NH1	7.39	124.00	120.30
1	a7	100	ARG	NH1-CZ-NH2	-7.39	111.27	119.40
1	aG	82	ARG	CG-CD-NE	-7.39	96.27	111.80
1	14	10	MET	CG-SD-CE	-7.39	88.37	100.20
1	bG	97	ARG	NE-CZ-NH1	7.39	124.00	120.30
1	bN	162	ARG	NE-CZ-NH1	7.39	124.00	120.30
1	ed	168	PHE	CB-CG-CD2	-7.39	115.62	120.80
1	4	81	ASP	CB-CG-OD1	7.39	124.95	118.30
1	2L	103	ASP	CB-CG-OD1	7.39	124.95	118.30
1	4T	32	PHE	CB-CG-CD2	7.39	125.97	120.80
1	8d	130	TYR	CD1-CE1-CZ	-7.39	113.15	119.80
1	8g	130	TYR	CB-CG-CD1	7.39	125.44	121.00
1	aE	40	PHE	CB-CG-CD1	-7.39	115.62	120.80
1	f9	39	MET	CG-SD-CE	7.39	112.03	100.20
1	g7	144	MET	CG-SD-CE	-7.39	88.37	100.20
1	L	100	ARG	NE-CZ-NH1	7.39	124.00	120.30
1	2L	23	TRP	CH2-CZ2-CE2	7.39	124.79	117.40
1	37	154	ARG	NE-CZ-NH2	7.39	124.00	120.30
1	9q	166	ASP	CB-CG-OD1	7.39	124.95	118.30
1	1a	169	TYR	CB-CG-CD2	-7.39	116.56	121.00
1	fi	41	SER	N-CA-CB	7.39	121.59	110.50
1	hv	163	ASP	CB-CG-OD1	7.39	124.95	118.30
1	jl	169	TYR	CB-CG-CD2	-7.39	116.57	121.00
1	kM	173	ARG	NE-CZ-NH1	7.39	124.00	120.30
1	l5	164	TYR	CG-CD2-CE2	-7.39	115.39	121.30
1	3z	130	TYR	CB-CG-CD1	7.39	125.43	121.00
1	4X	97	ARG	NE-CZ-NH2	-7.39	116.61	120.30
1	93	143	ARG	NE-CZ-NH2	-7.39	116.61	120.30
1	av	42	ALA	CB-CA-C	7.39	121.19	110.10
1	fJ	14	ALA	N-CA-CB	-7.39	99.75	110.10
1	q	40	PHE	CB-CG-CD1	-7.39	115.63	120.80
1	8m	229	ARG	NE-CZ-NH1	7.39	123.99	120.30
1	bu	163	ASP	CB-CG-OD1	7.39	124.95	118.30

Continued on next page...

Continued from previous page...

Mol	Chain	Res	Type	Atoms	Z	Observed(°)	Ideal(°)
1	by	82	ARG	NE-CZ-NH1	-7.39	116.61	120.30
1	cL	81	ASP	CB-CG-OD2	-7.39	111.65	118.30
1	dr	161	PHE	CB-CG-CD2	-7.39	115.63	120.80
1	1F	229	ARG	NE-CZ-NH1	7.39	123.99	120.30
1	hn	209	ALA	O-C-N	-7.39	110.88	122.70
1	hG	100	ARG	NE-CZ-NH1	7.39	123.99	120.30
1	hL	173	ARG	NE-CZ-NH2	-7.39	116.61	120.30
1	ip	154	ARG	NE-CZ-NH1	7.39	123.99	120.30
1	35	81	ASP	CB-CG-OD2	-7.39	111.65	118.30
1	5a	81	ASP	CB-CG-OD2	7.39	124.95	118.30
1	5j	132	ARG	NH1-CZ-NH2	-7.39	111.28	119.40
1	5J	18	ARG	NH1-CZ-NH2	-7.39	111.28	119.40
1	70	130	TYR	CB-CG-CD1	-7.39	116.57	121.00
1	ez	32	PHE	CB-CG-CD2	7.39	125.97	120.80
1	fb	154	ARG	NE-CZ-NH1	7.39	123.99	120.30
1	fK	18	ARG	NE-CZ-NH2	-7.39	116.61	120.30
1	z	12	HIS	CA-CB-CG	7.39	126.16	113.60
1	hK	81	ASP	CB-CG-OD2	-7.38	111.65	118.30
1	jh	212	GLU	OE1-CD-OE2	-7.38	114.44	123.30
1	jz	40	PHE	CB-CG-CD1	7.38	125.97	120.80
1	25	159	GLU	OE1-CD-OE2	-7.38	114.44	123.30
1	3O	117	TRP	CD1-NE1-CE2	7.38	115.65	109.00
1	5n	168	PHE	CB-CG-CD2	-7.38	115.63	120.80
1	7l	97	ARG	NH1-CZ-NH2	-7.38	111.28	119.40
1	cM	164	TYR	CB-CG-CD1	-7.38	116.57	121.00
1	eQ	32	PHE	CB-CG-CD1	-7.38	115.63	120.80
1	c	166	ASP	CB-CG-OD1	7.38	124.95	118.30
1	hN	161	PHE	CB-CG-CD1	-7.38	115.63	120.80
1	j9	228	ALA	N-CA-CB	7.38	120.44	110.10
1	k8	154	ARG	NE-CZ-NH2	7.38	123.99	120.30
1	22	48	THR	CA-CB-CG2	-7.38	102.06	112.40
1	ez	130	TYR	CB-CG-CD1	7.38	125.43	121.00
1	eB	173	ARG	NE-CZ-NH1	7.38	123.99	120.30
1	eI	132	ARG	NE-CZ-NH2	7.38	123.99	120.30
1	iC	143	ARG	NE-CZ-NH2	-7.38	116.61	120.30
1	49	66	MET	CG-SD-CE	-7.38	88.39	100.20
1	5u	10	MET	CG-SD-CE	-7.38	88.39	100.20
1	6F	100	ARG	NE-CZ-NH2	-7.38	116.61	120.30
1	8d	97	ARG	NE-CZ-NH1	7.38	123.99	120.30
1	8l	229	ARG	NE-CZ-NH1	7.38	123.99	120.30
1	8S	145	TYR	CB-CG-CD2	7.38	125.43	121.00
1	a2	82	ARG	NE-CZ-NH2	-7.38	116.61	120.30

Continued on next page...

Continued from previous page...

Mol	Chain	Res	Type	Atoms	Z	Observed(°)	Ideal(°)
1	b6	197	ASP	CB-CG-OD2	-7.38	111.66	118.30
1	bY	143	ARG	NE-CZ-NH1	7.38	123.99	120.30
1	dT	167	ARG	NE-CZ-NH1	7.38	123.99	120.30
1	f9	130	TYR	CG-CD1-CE1	7.38	127.20	121.30
1	fl	103	ASP	CB-CG-OD1	7.38	124.94	118.30
1	s	167	ARG	NE-CZ-NH2	7.38	123.99	120.30
1	6	167	ARG	NE-CZ-NH2	7.38	123.99	120.30
1	gD	161	PHE	CB-CG-CD1	7.38	125.97	120.80
1	2i	143	ARG	NH1-CZ-NH2	7.38	127.52	119.40
1	5P	23	TRP	CB-CG-CD2	7.38	136.19	126.60
1	7g	4	GLN	N-CA-CB	7.38	123.89	110.60
1	8O	185	MET	CG-SD-CE	-7.38	88.39	100.20
1	fR	3	VAL	CA-CB-CG2	7.38	121.97	110.90
1	gd	154	ARG	NE-CZ-NH1	7.38	123.99	120.30
1	2C	41	SER	O-C-N	-7.38	110.90	122.70
1	7I	164	TYR	CG-CD1-CE1	-7.38	115.40	121.30
1	8a	169	TYR	CB-CG-CD1	7.38	125.43	121.00
1	9t	229	ARG	NE-CZ-NH1	7.38	123.99	120.30
1	a0	165	VAL	CA-CB-CG2	7.38	121.97	110.90
1	em	164	TYR	CB-CG-CD2	7.38	125.43	121.00
1	f0	18	ARG	NE-CZ-NH2	7.38	123.99	120.30
1	c	184	TRP	CB-CG-CD1	-7.38	117.41	127.00
1	k	132	ARG	NH1-CZ-NH2	-7.38	111.28	119.40
1	je	181	VAL	CG1-CB-CG2	-7.38	99.10	110.90
1	38	51	ASP	CB-CG-OD1	7.38	124.94	118.30
1	4h	218	CYS	N-CA-CB	7.38	123.88	110.60
1	4K	82	ARG	NE-CZ-NH2	-7.38	116.61	120.30
1	5L	173	ARG	NE-CZ-NH1	7.38	123.99	120.30
1	6x	143	ARG	NH1-CZ-NH2	-7.38	111.29	119.40
1	8u	229	ARG	NE-CZ-NH1	-7.38	116.61	120.30
1	99	130	TYR	CB-CG-CD2	-7.38	116.57	121.00
1	9h	18	ARG	NE-CZ-NH2	-7.38	116.61	120.30
1	9m	97	ARG	NE-CZ-NH2	-7.38	116.61	120.30
1	a2	39	MET	CG-SD-CE	-7.38	88.40	100.20
1	b4	162	ARG	NE-CZ-NH2	-7.38	116.61	120.30
1	fa	154	ARG	NE-CZ-NH2	7.38	123.99	120.30
1	fV	169	TYR	CB-CG-CD2	-7.38	116.57	121.00
1	N	100	ARG	NE-CZ-NH1	7.38	123.99	120.30
1	hc	132	ARG	NE-CZ-NH2	-7.38	116.61	120.30
1	1P	10	MET	CG-SD-CE	-7.38	88.40	100.20
1	kN	40	PHE	CB-CG-CD1	-7.38	115.64	120.80
1	aW	138	LEU	CB-CG-CD2	7.38	123.54	111.00

Continued on next page...

Continued from previous page...

Mol	Chain	Res	Type	Atoms	Z	Observed(°)	Ideal(°)
1	cR	161	PHE	CB-CG-CD2	-7.38	115.64	120.80
1	e7	103	ASP	CB-CG-OD1	7.38	124.94	118.30
1	ll	59	VAL	CA-CB-CG1	-7.37	99.84	110.90
1	2T	10	MET	CG-SD-CE	-7.37	88.40	100.20
1	4G	40	PHE	CB-CG-CD1	-7.37	115.64	120.80
1	5Z	145	TYR	CG-CD1-CE1	-7.37	115.40	121.30
1	89	130	TYR	CB-CG-CD1	7.37	125.42	121.00
1	dx	39	MET	CG-SD-CE	-7.37	88.40	100.20
1	9	143	ARG	NE-CZ-NH1	7.37	123.99	120.30
1	kD	117	TRP	CB-CG-CD1	-7.37	117.42	127.00
1	2q	191	VAL	CA-CB-CG1	7.37	121.96	110.90
1	2N	229	ARG	NE-CZ-NH2	-7.37	116.61	120.30
1	4g	229	ARG	NE-CZ-NH2	-7.37	116.61	120.30
1	75	229	ARG	NE-CZ-NH1	7.37	123.99	120.30
1	7E	154	ARG	NE-CZ-NH2	-7.37	116.61	120.30
1	7Q	173	ARG	NE-CZ-NH1	7.37	123.99	120.30
1	14	4	GLN	N-CA-CB	7.37	123.87	110.60
1	dD	97	ARG	NE-CZ-NH2	7.37	123.99	120.30
1	e0	82	ARG	NE-CZ-NH2	7.37	123.99	120.30
1	eQ	161	PHE	CB-CG-CD2	-7.37	115.64	120.80
1	eV	82	ARG	NE-CZ-NH1	7.37	123.98	120.30
1	hz	117	TRP	CG-CD2-CE3	7.37	140.53	133.90
1	jd	162	ARG	NE-CZ-NH2	-7.37	116.61	120.30
1	kg	97	ARG	NE-CZ-NH1	7.37	123.98	120.30
1	kW	162	ARG	NE-CZ-NH2	-7.37	116.61	120.30
1	eQ	145	TYR	CB-CG-CD1	-7.37	116.58	121.00
1	hW	82	ARG	NE-CZ-NH2	-7.37	116.62	120.30
1	iD	18	ARG	NE-CZ-NH2	7.37	123.98	120.30
1	jK	18	ARG	NE-CZ-NH1	7.37	123.98	120.30
1	jO	92	GLU	OE1-CD-OE2	-7.37	114.46	123.30
1	kd	130	TYR	CB-CG-CD1	7.37	125.42	121.00
1	2Y	164	TYR	CB-CG-CD2	-7.37	116.58	121.00
1	3Q	59	VAL	CG1-CB-CG2	-7.37	99.11	110.90
1	5l	154	ARG	NE-CZ-NH1	7.37	123.98	120.30
1	5r	117	TRP	CZ3-CH2-CZ2	-7.37	112.76	121.60
1	8k	154	ARG	NH1-CZ-NH2	7.37	127.51	119.40
1	9B	93	PRO	N-CA-CB	-7.37	94.46	103.30
1	9H	36	VAL	O-C-N	-7.37	110.91	122.70
1	aL	97	ARG	NE-CZ-NH1	7.37	123.98	120.30
1	bX	32	PHE	CB-CG-CD1	-7.37	115.64	120.80
1	cJ	171	THR	CA-CB-CG2	-7.37	102.08	112.40
1	i	154	ARG	NE-CZ-NH1	7.37	123.98	120.30

Continued on next page...

Continued from previous page...

Mol	Chain	Res	Type	Atoms	Z	Observed(°)	Ideal(°)
1	j6	168	PHE	CB-CG-CD2	-7.37	115.64	120.80
1	bJ	192	GLN	CG-CD-OE1	7.37	136.34	121.60
1	cV	163	ASP	CB-CG-OD1	7.37	124.93	118.30
1	hk	15	ILE	O-C-N	-7.37	110.92	122.70
1	iR	152	ASP	CB-CG-OD1	-7.37	111.67	118.30
1	j1	167	ARG	NH1-CZ-NH2	-7.37	111.30	119.40
1	kQ	143	ARG	NH1-CZ-NH2	-7.37	111.30	119.40
1	2x	32	PHE	CB-CG-CD2	-7.37	115.64	120.80
1	3W	100	ARG	NH1-CZ-NH2	-7.37	111.30	119.40
1	4B	18	ARG	NE-CZ-NH2	7.37	123.98	120.30
1	9r	18	ARG	NE-CZ-NH2	-7.37	116.62	120.30
1	bo	229	ARG	NE-CZ-NH1	7.37	123.98	120.30
1	eh	143	ARG	NH1-CZ-NH2	-7.37	111.30	119.40
1	gd	76	GLU	OE1-CD-OE2	-7.36	114.46	123.30
1	1K	27	VAL	CA-CB-CG2	-7.36	99.86	110.90
1	kj	40	PHE	CB-CG-CD2	-7.36	115.64	120.80
1	lc	145	TYR	CB-CG-CD1	-7.36	116.58	121.00
1	lI	40	PHE	CB-CG-CD1	-7.36	115.65	120.80
1	lR	229	ARG	NE-CZ-NH1	7.36	123.98	120.30
1	2e	167	ARG	NE-CZ-NH2	7.36	123.98	120.30
1	2q	162	ARG	NE-CZ-NH2	-7.36	116.62	120.30
1	2A	168	PHE	CB-CG-CD2	7.36	125.95	120.80
1	4E	58	THR	CA-CB-CG2	-7.36	102.09	112.40
1	6K	145	TYR	CB-CG-CD2	7.36	125.42	121.00
1	8c	32	PHE	CB-CG-CD2	7.36	125.95	120.80
1	aL	100	ARG	NH1-CZ-NH2	-7.36	111.30	119.40
1	bp	31	ALA	CB-CA-C	7.36	121.14	110.10
1	ct	51	ASP	CB-CG-OD1	7.36	124.93	118.30
1	g4	167	ARG	NH1-CZ-NH2	7.36	127.50	119.40
1	gq	173	ARG	O-C-N	-7.36	110.92	122.70
1	j9	107	THR	CA-CB-CG2	-7.36	102.09	112.40
1	6X	145	TYR	CB-CG-CD1	-7.36	116.58	121.00
1	70	82	ARG	NE-CZ-NH2	7.36	123.98	120.30
1	7y	130	TYR	CB-CG-CD1	7.36	125.42	121.00
1	eT	32	PHE	CB-CG-CD2	7.36	125.95	120.80
1	1y	228	ALA	CB-CA-C	7.36	121.14	110.10
1	hI	162	ARG	NE-CZ-NH1	7.36	123.98	120.30
1	iN	80	TRP	CB-CG-CD2	7.36	136.17	126.60
1	iP	132	ARG	NE-CZ-NH2	-7.36	116.62	120.30
1	jw	114	GLN	N-CA-CB	-7.36	97.35	110.60
1	k7	72	THR	OG1-CB-CG2	-7.36	93.07	110.00
1	21	81	ASP	CB-CG-OD1	7.36	124.92	118.30

Continued on next page...

Continued from previous page...

Mol	Chain	Res	Type	Atoms	Z	Observed(°)	Ideal(°)
1	kU	145	TYR	CB-CG-CD2	-7.36	116.58	121.00
1	3g	132	ARG	NH1-CZ-NH2	-7.36	111.30	119.40
1	3H	154	ARG	NE-CZ-NH1	-7.36	116.62	120.30
1	6h	164	TYR	CZ-CE2-CD2	-7.36	113.17	119.80
1	9A	167	ARG	NE-CZ-NH1	7.36	123.98	120.30
1	aQ	58	THR	CA-CB-CG2	-7.36	102.09	112.40
1	aU	152	ASP	CB-CG-OD2	7.36	124.92	118.30
1	di	31	ALA	CB-CA-C	7.36	121.14	110.10
1	dJ	40	PHE	CD1-CE1-CZ	-7.36	111.27	120.10
1	e3	214	MET	O-C-N	-7.36	110.92	122.70
1	1R	143	ARG	NE-CZ-NH2	-7.36	116.62	120.30
1	6G	132	ARG	NE-CZ-NH1	7.36	123.98	120.30
1	73	118	MET	CG-SD-CE	-7.36	88.43	100.20
1	3k	163	ASP	CB-CG-OD2	7.36	124.92	118.30
1	5I	166	ASP	CB-CG-OD2	-7.36	111.68	118.30
1	8k	132	ARG	NE-CZ-NH1	7.36	123.98	120.30
1	93	100	ARG	NE-CZ-NH2	-7.36	116.62	120.30
1	9a	143	ARG	NH1-CZ-NH2	-7.36	111.31	119.40
1	9h	173	ARG	NE-CZ-NH2	-7.36	116.62	120.30
1	d7	143	ARG	NE-CZ-NH2	-7.36	116.62	120.30
1	dk	132	ARG	NE-CZ-NH2	-7.36	116.62	120.30
1	du	51	ASP	CB-CG-OD2	-7.36	111.68	118.30
1	ew	152	ASP	CB-CG-OD1	-7.36	111.68	118.30
1	A	96	MET	CA-CB-CG	7.36	125.81	113.30
1	gX	167	ARG	NE-CZ-NH2	7.36	123.98	120.30
1	i2	82	ARG	NE-CZ-NH2	-7.36	116.62	120.30
1	3e	166	ASP	CB-CG-OD1	-7.36	111.68	118.30
1	59	40	PHE	CB-CG-CD1	7.36	125.95	120.80
1	9H	100	ARG	CG-CD-NE	-7.36	96.35	111.80
1	li	229	ARG	NE-CZ-NH1	7.36	123.98	120.30
1	jj	82	ARG	NH1-CZ-NH2	-7.35	111.31	119.40
1	li	204	ALA	CB-CA-C	7.35	121.13	110.10
1	2F	184	TRP	CB-CG-CD1	7.35	136.56	127.00
1	fo	229	ARG	NE-CZ-NH2	-7.35	116.62	120.30
1	gE	197	ASP	CB-CG-OD2	-7.35	111.68	118.30
1	hq	100	ARG	NE-CZ-NH1	7.35	123.98	120.30
1	iT	145	TYR	CB-CG-CD1	7.35	125.41	121.00
1	jA	229	ARG	NE-CZ-NH2	-7.35	116.62	120.30
1	jF	100	ARG	NH1-CZ-NH2	-7.35	111.31	119.40
1	24	132	ARG	NE-CZ-NH2	-7.35	116.62	120.30
1	30	132	ARG	NE-CZ-NH1	7.35	123.98	120.30
1	3r	75	GLU	OE1-CD-OE2	-7.35	114.48	123.30

Continued on next page...

Continued from previous page...

Mol	Chain	Res	Type	Atoms	Z	Observed(°)	Ideal(°)
1	3r	143	ARG	NH1-CZ-NH2	-7.35	111.31	119.40
1	4g	162	ARG	NE-CZ-NH2	7.35	123.98	120.30
1	4G	145	TYR	CB-CG-CD2	-7.35	116.59	121.00
1	6U	103	ASP	CB-CG-OD2	7.35	124.92	118.30
1	7D	221	VAL	CA-CB-CG2	7.35	121.93	110.90
1	83	149	SER	N-CA-CB	7.35	121.53	110.50
1	1e	154	ARG	NE-CZ-NH2	-7.35	116.62	120.30
1	cO	40	PHE	CG-CD1-CE1	-7.35	112.71	120.80
1	d8	143	ARG	NE-CZ-NH1	-7.35	116.62	120.30
1	ex	113	GLU	OE1-CD-OE2	-7.35	114.48	123.30
1	eM	100	ARG	NE-CZ-NH1	7.35	123.98	120.30
1	1u	76	GLU	OE1-CD-OE2	-7.35	114.48	123.30
1	fl	162	ARG	NH1-CZ-NH2	-7.35	111.31	119.40
1	hz	145	TYR	CB-CG-CD2	7.35	125.41	121.00
1	iq	204	ALA	N-CA-CB	-7.35	99.81	110.10
1	ix	218	CYS	N-CA-CB	7.35	123.83	110.60
1	60	169	TYR	CB-CG-CD1	7.35	125.41	121.00
1	6h	143	ARG	CG-CD-NE	-7.35	96.36	111.80
1	7G	154	ARG	NE-CZ-NH2	-7.35	116.62	120.30
1	a1	173	ARG	CG-CD-NE	-7.35	96.36	111.80
1	c3	195	ASN	CA-CB-CG	7.35	129.57	113.40
1	ez	100	ARG	NE-CZ-NH1	7.35	123.98	120.30
1	1z	23	TRP	CE3-CZ3-CH2	7.35	129.29	121.20
1	g0	169	TYR	CB-CG-CD1	7.35	125.41	121.00
1	iT	130	TYR	CB-CG-CD1	7.35	125.41	121.00
1	jq	163	ASP	CB-CG-OD2	7.35	124.92	118.30
1	ku	100	ARG	NE-CZ-NH2	-7.35	116.63	120.30
1	2W	23	TRP	CD1-CG-CD2	7.35	112.18	106.30
1	2W	168	PHE	CB-CG-CD2	-7.35	115.66	120.80
1	3X	166	ASP	CB-CG-OD1	7.35	124.91	118.30
1	6g	130	TYR	CZ-CE2-CD2	7.35	126.41	119.80
1	7R	107	THR	CA-CB-CG2	-7.35	102.11	112.40
1	dY	100	ARG	NH1-CZ-NH2	-7.35	111.32	119.40
1	gr	66	MET	CG-SD-CE	-7.35	88.44	100.20
1	jK	40	PHE	CB-CG-CD1	7.35	125.94	120.80
1	4e	167	ARG	NE-CZ-NH1	7.35	123.97	120.30
1	6Q	231	LEU	CB-CG-CD1	-7.35	98.51	111.00
1	7v	145	TYR	CB-CG-CD1	7.35	125.41	121.00
1	7	154	ARG	NE-CZ-NH2	-7.35	116.63	120.30
1	hg	217	ALA	N-CA-CB	-7.35	99.81	110.10
1	hi	100	ARG	NE-CZ-NH1	-7.35	116.63	120.30
1	37	39	MET	CG-SD-CE	-7.35	88.45	100.20

Continued on next page...

Continued from previous page...

Mol	Chain	Res	Type	Atoms	Z	Observed(°)	Ideal(°)
1	7R	165	VAL	CA-CB-CG2	-7.35	99.88	110.90
1	kz	68	MET	CG-SD-CE	-7.34	88.45	100.20
1	49	145	TYR	CB-CG-CD1	7.34	125.41	121.00
1	5Y	96	MET	CG-SD-CE	-7.34	88.45	100.20
1	6Y	161	PHE	CB-CG-CD1	7.34	125.94	120.80
1	9k	130	TYR	CB-CG-CD2	-7.34	116.59	121.00
1	al	130	TYR	CD1-CE1-CZ	7.34	126.41	119.80
1	bK	145	TYR	CG-CD2-CE2	7.34	127.18	121.30
1	cz	173	ARG	NH1-CZ-NH2	-7.34	111.32	119.40
1	1f	167	ARG	NE-CZ-NH2	-7.34	116.63	120.30
1	dA	81	ASP	CB-CG-OD1	-7.34	111.69	118.30
1	dY	164	TYR	CB-CG-CD2	7.34	125.41	121.00
1	e1	145	TYR	CB-CG-CD1	-7.34	116.59	121.00
1	fa	82	ARG	NE-CZ-NH1	7.34	123.97	120.30
1	fQ	143	ARG	NH1-CZ-NH2	-7.34	111.32	119.40
1	h9	81	ASP	CB-CG-OD2	-7.34	111.69	118.30
1	jG	221	VAL	CA-CB-CG1	7.34	121.92	110.90
1	ko	185	MET	CG-SD-CE	-7.34	88.45	100.20
1	kt	118	MET	CG-SD-CE	-7.34	88.45	100.20
1	kJ	99	PRO	N-CA-CB	7.34	112.11	103.30
1	lv	173	ARG	NE-CZ-NH2	7.34	123.97	120.30
1	3E	130	TYR	CB-CG-CD1	-7.34	116.59	121.00
1	6f	23	TRP	CG-CD2-CE3	-7.34	127.29	133.90
1	7r	161	PHE	CB-CG-CD2	-7.34	115.66	120.80
1	8w	82	ARG	NE-CZ-NH2	7.34	123.97	120.30
1	e3	130	TYR	CB-CG-CD2	-7.34	116.59	121.00
1	e5	154	ARG	NH1-CZ-NH2	-7.34	111.32	119.40
1	y	132	ARG	NE-CZ-NH1	7.34	123.97	120.30
1	gj	229	ARG	NE-CZ-NH2	7.34	123.97	120.30
1	gY	143	ARG	NH1-CZ-NH2	-7.34	111.33	119.40
1	h4	83	LEU	CB-CG-CD2	-7.34	98.52	111.00
1	i7	81	ASP	CB-CG-OD2	-7.34	111.69	118.30
1	if	82	ARG	NH1-CZ-NH2	-7.34	111.32	119.40
1	je	55	MET	CG-SD-CE	-7.34	88.45	100.20
1	5k	152	ASP	CB-CG-OD1	-7.34	111.69	118.30
1	8V	76	GLU	OE1-CD-OE2	-7.34	114.49	123.30
1	ao	130	TYR	CG-CD1-CE1	-7.34	115.43	121.30
1	eq	18	ARG	NE-CZ-NH2	-7.34	116.63	120.30
1	ey	45	GLU	OE1-CD-OE2	-7.34	114.49	123.30
1	ff	18	ARG	NE-CZ-NH2	7.34	123.97	120.30
1	fY	154	ARG	NE-CZ-NH1	7.34	123.97	120.30
1	1M	145	TYR	CB-CG-CD2	7.34	125.40	121.00

Continued on next page...

Continued from previous page...

Mol	Chain	Res	Type	Atoms	Z	Observed(°)	Ideal(°)
1	ip	75	GLU	OE1-CD-OE2	-7.34	114.49	123.30
1	k0	162	ARG	NE-CZ-NH2	-7.34	116.63	120.30
1	2u	82	ARG	NH1-CZ-NH2	-7.34	111.33	119.40
1	3U	76	GLU	OE1-CD-OE2	-7.34	114.49	123.30
1	54	145	TYR	CZ-CE2-CD2	7.34	126.41	119.80
1	aO	229	ARG	NE-CZ-NH1	-7.34	116.63	120.30
1	b3	173	ARG	NE-CZ-NH1	7.34	123.97	120.30
1	ck	186	THR	CA-CB-CG2	-7.34	102.13	112.40
1	cA	164	TYR	CB-CG-CD1	7.34	125.40	121.00
1	dF	100	ARG	NE-CZ-NH2	-7.34	116.63	120.30
1	ek	168	PHE	CB-CG-CD2	7.34	125.94	120.80
1	g3	100	ARG	NE-CZ-NH1	-7.34	116.63	120.30
1	4J	23	TRP	CE2-CD2-CG	-7.34	101.43	107.30
1	8A	145	TYR	CB-CG-CD2	7.34	125.40	121.00
1	bF	40	PHE	CB-CG-CD2	-7.34	115.66	120.80
1	W	130	TYR	CG-CD2-CE2	7.34	127.17	121.30
1	he	119	THR	CA-CB-CG2	-7.34	102.13	112.40
1	iI	100	ARG	NE-CZ-NH1	7.34	123.97	120.30
1	kD	33	SER	N-CA-CB	7.34	121.50	110.50
1	3w	118	MET	CG-SD-CE	-7.34	88.46	100.20
1	3O	97	ARG	NE-CZ-NH1	7.34	123.97	120.30
1	47	165	VAL	CG1-CB-CG2	-7.34	99.16	110.90
1	6a	167	ARG	NE-CZ-NH2	-7.34	116.63	120.30
1	74	168	PHE	CB-CG-CD2	7.34	125.94	120.80
1	7e	86	VAL	CG1-CB-CG2	-7.34	99.16	110.90
1	8e	10	MET	CG-SD-CE	-7.34	88.46	100.20
1	9k	166	ASP	CB-CG-OD2	7.34	124.90	118.30
1	a7	162	ARG	NE-CZ-NH2	-7.34	116.63	120.30
1	bw	80	TRP	CD2-CE3-CZ3	-7.34	109.26	118.80
1	do	169	TYR	CZ-CE2-CD2	7.34	126.40	119.80
1	eK	162	ARG	NE-CZ-NH1	7.34	123.97	120.30
1	fK	45	GLU	OE1-CD-OE2	-7.34	114.50	123.30
1	gl	143	ARG	NE-CZ-NH1	7.33	123.97	120.30
1	bT	169	TYR	CD1-CE1-CZ	7.33	126.40	119.80
1	eP	130	TYR	CB-CG-CD1	7.33	125.40	121.00
1	1J	132	ARG	NE-CZ-NH1	7.33	123.97	120.30
1	hy	48	THR	CA-CB-OG1	7.33	124.40	109.00
1	hU	18	ARG	NE-CZ-NH2	-7.33	116.63	120.30
1	1U	100	ARG	NE-CZ-NH2	-7.33	116.63	120.30
1	jp	148	THR	N-CA-CB	7.33	124.23	110.30
1	l3	161	PHE	CB-CG-CD1	-7.33	115.67	120.80
1	lQ	82	ARG	NE-CZ-NH2	-7.33	116.63	120.30

Continued on next page...

Continued from previous page...

Mol	Chain	Res	Type	Atoms	Z	Observed(°)	Ideal(°)
1	4e	145	TYR	CG-CD1-CE1	-7.33	115.43	121.30
1	4f	97	ARG	NH1-CZ-NH2	-7.33	111.33	119.40
1	4J	80	TRP	CB-CG-CD2	-7.33	117.07	126.60
1	6x	145	TYR	CB-CG-CD2	7.33	125.40	121.00
1	6Q	18	ARG	NE-CZ-NH2	7.33	123.97	120.30
1	6Z	40	PHE	CB-CG-CD2	-7.33	115.67	120.80
1	bn	103	ASP	CB-CG-OD1	7.33	124.90	118.30
1	cb	154	ARG	NH1-CZ-NH2	-7.33	111.33	119.40
1	dX	97	ARG	NE-CZ-NH2	-7.33	116.63	120.30
1	4	168	PHE	CB-CG-CD1	7.33	125.93	120.80
1	hW	197	ASP	CB-CG-OD1	7.33	124.90	118.30
1	i5	229	ARG	NE-CZ-NH1	7.33	123.97	120.30
1	iI	184	TRP	CZ3-CH2-CZ2	-7.33	112.80	121.60
1	jO	169	TYR	CB-CG-CD1	-7.33	116.60	121.00
1	4s	184	TRP	CB-CG-CD2	-7.33	117.07	126.60
1	5v	48	THR	CA-CB-CG2	-7.33	102.14	112.40
1	6U	210	THR	CA-CB-CG2	-7.33	102.14	112.40
1	8i	18	ARG	CD-NE-CZ	7.33	133.87	123.60
1	8i	132	ARG	NE-CZ-NH1	-7.33	116.63	120.30
1	aD	168	PHE	CB-CG-CD2	-7.33	115.67	120.80
1	aQ	184	TRP	CE2-CD2-CE3	7.33	127.50	118.70
1	b2	161	PHE	CB-CG-CD2	-7.33	115.67	120.80
1	F	143	ARG	NE-CZ-NH1	7.33	123.97	120.30
1	V	161	PHE	CB-CG-CD1	-7.33	115.67	120.80
1	9	13	GLN	CG-CD-OE1	-7.33	106.94	121.60
1	ic	202	LEU	CB-CG-CD1	7.33	123.46	111.00
1	l0	215	MET	CG-SD-CE	-7.33	88.47	100.20
1	lM	216	THR	O-C-N	-7.33	110.97	122.70
1	5q	133	TRP	CB-CG-CD2	-7.33	117.07	126.60
1	83	100	ARG	NH1-CZ-NH2	-7.33	111.34	119.40
1	9R	51	ASP	CB-CG-OD2	-7.33	111.70	118.30
1	17	164	TYR	CB-CG-CD1	-7.33	116.60	121.00
1	bZ	80	TRP	CG-CD2-CE3	7.33	140.50	133.90
1	eT	152	ASP	CB-CG-OD1	7.33	124.90	118.30
1	j5	168	PHE	CB-CG-CD2	7.33	125.93	120.80
1	k9	161	PHE	CB-CG-CD1	7.33	125.93	120.80
1	kl	164	TYR	CB-CG-CD2	7.33	125.40	121.00
1	km	161	PHE	CB-CG-CD2	7.33	125.93	120.80
1	kI	230	VAL	CG1-CB-CG2	-7.33	99.17	110.90
1	2N	173	ARG	NH1-CZ-NH2	-7.33	111.34	119.40
1	60	130	TYR	CB-CG-CD2	-7.33	116.60	121.00
1	6i	173	ARG	NE-CZ-NH2	-7.33	116.64	120.30

Continued on next page...

Continued from previous page...

Mol	Chain	Res	Type	Atoms	Z	Observed(°)	Ideal(°)
1	6n	40	PHE	CB-CG-CD2	-7.33	115.67	120.80
1	6N	82	ARG	NE-CZ-NH2	-7.33	116.64	120.30
1	9G	18	ARG	CD-NE-CZ	7.33	133.86	123.60
1	a9	162	ARG	NH1-CZ-NH2	-7.33	111.34	119.40
1	cT	214	MET	CG-SD-CE	-7.33	88.47	100.20
1	db	103	ASP	CB-CG-OD2	7.33	124.90	118.30
1	1p	18	ARG	CD-NE-CZ	7.33	133.86	123.60
1	k	166	ASP	CB-CG-OD2	-7.33	111.70	118.30
1	g8	132	ARG	NH1-CZ-NH2	-7.33	111.34	119.40
1	kC	177	ALA	N-CA-CB	-7.33	99.84	110.10
1	1A	118	MET	CG-SD-CE	-7.33	88.48	100.20
1	2e	210	THR	CA-CB-CG2	-7.33	102.14	112.40
1	2p	100	ARG	NH1-CZ-NH2	-7.33	111.34	119.40
1	5j	32	PHE	CB-CG-CD1	-7.33	115.67	120.80
1	97	40	PHE	CB-CG-CD2	7.33	125.93	120.80
1	1k	10	MET	CG-SD-CE	-7.33	88.48	100.20
1	hR	185	MET	CG-SD-CE	-7.33	88.48	100.20
1	iO	51	ASP	CB-CG-OD1	7.33	124.89	118.30
1	4a	166	ASP	CB-CG-OD2	-7.33	111.71	118.30
1	9v	97	ARG	NE-CZ-NH2	7.33	123.96	120.30
1	bG	130	TYR	CB-CG-CD1	-7.33	116.60	121.00
1	eR	103	ASP	CB-CG-OD1	7.33	124.89	118.30
1	fS	164	TYR	CB-CG-CD1	-7.33	116.61	121.00
1	hg	169	TYR	CD1-CE1-CZ	7.32	126.39	119.80
1	hR	230	VAL	CA-CB-CG1	-7.32	99.91	110.90
1	jd	130	TYR	CB-CG-CD1	7.32	125.39	121.00
1	kM	169	TYR	CB-CG-CD1	-7.32	116.61	121.00
1	5z	11	VAL	CA-CB-CG2	7.32	121.89	110.90
1	5Z	162	ARG	NE-CZ-NH2	7.32	123.96	120.30
1	by	10	MET	CG-SD-CE	-7.32	88.48	100.20
1	bC	152	ASP	CB-CG-OD2	7.32	124.89	118.30
1	bM	97	ARG	NE-CZ-NH1	7.32	123.96	120.30
1	dD	185	MET	CG-SD-CE	-7.32	88.48	100.20
1	e6	169	TYR	CB-CG-CD1	-7.32	116.61	121.00
1	eQ	132	ARG	NE-CZ-NH2	-7.32	116.64	120.30
1	fB	75	GLU	OE1-CD-OE2	-7.32	114.51	123.30
1	fN	40	PHE	CB-CG-CD2	7.32	125.93	120.80
1	g4	145	TYR	CB-CG-CD2	-7.32	116.61	121.00
1	hz	145	TYR	CG-CD1-CE1	7.32	127.16	121.30
1	jM	18	ARG	NE-CZ-NH1	7.32	123.96	120.30
1	39	154	ARG	NE-CZ-NH1	7.32	123.96	120.30
1	a6	96	MET	CG-SD-CE	-7.32	88.48	100.20

Continued on next page...

Continued from previous page...

Mol	Chain	Res	Type	Atoms	Z	Observed(°)	Ideal(°)
1	a9	19	THR	CA-CB-CG2	7.32	122.65	112.40
1	ag	229	ARG	NE-CZ-NH1	7.32	123.96	120.30
1	aK	66	MET	CG-SD-CE	-7.32	88.48	100.20
1	cc	145	TYR	CG-CD1-CE1	-7.32	115.44	121.30
1	dZ	81	ASP	CB-CG-OD2	-7.32	111.71	118.30
1	lz	169	TYR	CG-CD1-CE1	-7.32	115.44	121.30
1	hO	164	TYR	CB-CG-CD1	-7.32	116.61	121.00
1	id	164	TYR	CB-CG-CD1	-7.32	116.61	121.00
1	in	40	PHE	CB-CG-CD1	-7.32	115.68	120.80
1	ir	97	ARG	NE-CZ-NH2	7.32	123.96	120.30
1	iB	164	TYR	CB-CG-CD1	-7.32	116.61	121.00
1	jc	162	ARG	NE-CZ-NH1	7.32	123.96	120.30
1	5M	161	PHE	CB-CG-CD1	-7.32	115.68	120.80
1	6T	36	VAL	CA-CB-CG2	-7.32	99.92	110.90
1	74	214	MET	CG-SD-CE	-7.32	88.49	100.20
1	9C	130	TYR	CG-CD1-CE1	-7.32	115.44	121.30
1	dZ	166	ASP	CB-CG-OD1	7.32	124.89	118.30
1	fC	18	ARG	NE-CZ-NH1	7.32	123.96	120.30
1	x	100	ARG	NE-CZ-NH1	7.32	123.96	120.30
1	it	51	ASP	CB-CG-OD2	7.32	124.89	118.30
1	ku	51	ASP	CB-CG-OD1	7.32	124.89	118.30
1	2u	161	PHE	CB-CG-CD2	-7.32	115.68	120.80
1	4z	145	TYR	CB-CG-CD2	-7.32	116.61	121.00
1	ae	133	TRP	CB-CG-CD1	-7.32	117.49	127.00
1	aV	132	ARG	NE-CZ-NH1	7.32	123.96	120.30
1	fw	100	ARG	NE-CZ-NH1	7.32	123.96	120.30
1	fE	100	ARG	NE-CZ-NH2	-7.32	116.64	120.30
1	S	103	ASP	CB-CG-OD1	7.32	124.89	118.30
1	hI	166	ASP	CB-CG-OD1	7.32	124.89	118.30
1	hV	40	PHE	CB-CG-CD1	-7.32	115.68	120.80
1	jQ	81	ASP	CB-CG-OD2	7.32	124.89	118.30
1	lZ	130	TYR	O-C-N	-7.32	110.99	122.70
1	l5	164	TYR	CZ-CE2-CD2	7.32	126.39	119.80
1	lg	97	ARG	NE-CZ-NH2	-7.32	116.64	120.30
1	lL	168	PHE	CB-CG-CD1	7.32	125.92	120.80
1	3R	168	PHE	CB-CG-CD2	7.32	125.92	120.80
1	50	228	ALA	N-CA-CB	7.32	120.34	110.10
1	9x	32	PHE	CB-CG-CD1	-7.32	115.68	120.80
1	af	169	TYR	CG-CD2-CE2	-7.32	115.45	121.30
1	L	58	THR	O-C-N	-7.32	110.99	122.70
1	gb	18	ARG	NE-CZ-NH1	7.32	123.96	120.30
1	gd	197	ASP	CB-CG-OD2	7.32	124.88	118.30

Continued on next page...

Continued from previous page...

Mol	Chain	Res	Type	Atoms	Z	Observed(°)	Ideal(°)
1	4h	173	ARG	NE-CZ-NH1	7.32	123.96	120.30
1	4O	145	TYR	CB-CG-CD2	-7.32	116.61	121.00
1	at	130	TYR	CB-CG-CD2	7.32	125.39	121.00
1	aN	130	TYR	CB-CG-CD1	-7.32	116.61	121.00
1	aX	109	SER	N-CA-CB	7.32	121.47	110.50
1	bH	164	TYR	CG-CD1-CE1	-7.32	115.45	121.30
1	dl	167	ARG	NH1-CZ-NH2	-7.32	111.35	119.40
1	fR	164	TYR	CB-CG-CD2	-7.32	116.61	121.00
1	gc	164	TYR	CB-CG-CD2	-7.31	116.61	121.00
1	ik	162	ARG	NE-CZ-NH2	-7.31	116.64	120.30
1	l9	97	ARG	NE-CZ-NH2	-7.31	116.64	120.30
1	2V	229	ARG	NE-CZ-NH2	-7.31	116.64	120.30
1	3i	143	ARG	NE-CZ-NH2	-7.31	116.64	120.30
1	c4	18	ARG	NE-CZ-NH2	-7.31	116.64	120.30
1	e6	82	ARG	NE-CZ-NH2	-7.31	116.64	120.30
1	ez	23	TRP	CH2-CZ2-CE2	7.31	124.71	117.40
1	fi	82	ARG	NE-CZ-NH2	7.31	123.96	120.30
1	G	152	ASP	CB-CG-OD2	-7.31	111.72	118.30
1	gW	71	GLU	OE1-CD-OE2	-7.31	114.53	123.30
1	5V	132	ARG	NH1-CZ-NH2	-7.31	111.36	119.40
1	6y	132	ARG	NE-CZ-NH2	-7.31	116.64	120.30
1	73	133	TRP	NE1-CE2-CZ2	-7.31	122.36	130.40
1	77	23	TRP	CB-CG-CD2	7.31	136.11	126.60
1	fZ	229	ARG	NE-CZ-NH1	7.31	123.96	120.30
1	kU	18	ARG	NE-CZ-NH2	7.31	123.96	120.30
1	36	152	ASP	CB-CG-OD2	-7.31	111.72	118.30
1	3U	84	HIS	CA-CB-CG	-7.31	101.17	113.60
1	6g	184	TRP	CB-CG-CD1	-7.31	117.50	127.00
1	89	163	ASP	CB-CG-OD1	7.31	124.88	118.30
1	9s	130	TYR	CB-CG-CD2	-7.31	116.61	121.00
1	a6	162	ARG	NE-CZ-NH2	-7.31	116.64	120.30
1	cf	191	VAL	CG1-CB-CG2	-7.31	99.20	110.90
1	ji	82	ARG	NE-CZ-NH2	-7.31	116.64	120.30
1	2A	39	MET	CG-SD-CE	-7.31	88.50	100.20
1	33	130	TYR	N-CA-CB	-7.31	97.44	110.60
1	4i	39	MET	CG-SD-CE	-7.31	88.50	100.20
1	5A	164	TYR	CB-CG-CD1	7.31	125.39	121.00
1	du	169	TYR	CB-CG-CD1	7.31	125.39	121.00
1	eE	103	ASP	CB-CG-OD1	7.31	124.88	118.30
1	f	154	ARG	NE-CZ-NH1	7.31	123.95	120.30
1	h5	18	ARG	NE-CZ-NH2	-7.31	116.65	120.30
1	j6	144	MET	CG-SD-CE	-7.31	88.51	100.20

Continued on next page...

Continued from previous page...

Mol	Chain	Res	Type	Atoms	Z	Observed(°)	Ideal(°)
1	kd	167	ARG	NE-CZ-NH1	7.31	123.95	120.30
1	2t	161	PHE	CB-CG-CD2	-7.31	115.69	120.80
1	3m	97	ARG	NE-CZ-NH1	7.31	123.95	120.30
1	4a	96	MET	CG-SD-CE	-7.31	88.51	100.20
1	6e	154	ARG	NE-CZ-NH1	7.31	123.95	120.30
1	8U	167	ARG	NE-CZ-NH1	7.31	123.95	120.30
1	9R	152	ASP	CB-CG-OD1	7.31	124.88	118.30
1	aS	169	TYR	CZ-CE2-CD2	-7.31	113.22	119.80
1	bA	31	ALA	CB-CA-C	7.31	121.06	110.10
1	cr	173	ARG	NE-CZ-NH1	7.31	123.95	120.30
1	d8	185	MET	CG-SD-CE	-7.31	88.51	100.20
1	do	167	ARG	NE-CZ-NH1	7.31	123.95	120.30
1	dU	132	ARG	NE-CZ-NH1	7.31	123.95	120.30
1	eE	97	ARG	NE-CZ-NH1	7.31	123.95	120.30
1	hK	167	ARG	NE-CZ-NH2	-7.31	116.65	120.30
1	lE	181	VAL	CA-CB-CG1	7.31	121.86	110.90
1	6B	164	TYR	CG-CD2-CE2	-7.31	115.46	121.30
1	8E	167	ARG	NE-CZ-NH2	7.31	123.95	120.30
1	b4	195	ASN	CB-CA-C	7.31	125.01	110.40
1	bg	55	MET	CG-SD-CE	-7.31	88.51	100.20
1	dJ	26	VAL	CA-CB-CG2	-7.31	99.94	110.90
1	1D	75	GLU	OE1-CD-OE2	-7.30	114.53	123.30
1	jY	133	TRP	CB-CG-CD1	7.30	136.50	127.00
1	kg	229	ARG	NE-CZ-NH2	-7.30	116.65	120.30
1	kE	145	TYR	CD1-CE1-CZ	-7.30	113.23	119.80
1	ls	191	VAL	CA-CB-CG2	-7.30	99.94	110.90
1	lH	187	GLU	OE1-CD-OE2	-7.30	114.53	123.30
1	lM	230	VAL	CA-CB-CG1	7.30	121.86	110.90
1	8c	108	THR	CA-CB-CG2	-7.30	102.17	112.40
1	8f	82	ARG	NE-CZ-NH1	7.30	123.95	120.30
1	8l	169	TYR	CB-CG-CD2	7.30	125.38	121.00
1	8n	108	THR	CA-CB-CG2	-7.30	102.17	112.40
1	af	145	TYR	CB-CG-CD2	7.30	125.38	121.00
1	am	166	ASP	CB-CG-OD1	-7.30	111.72	118.30
1	bw	166	ASP	CB-CG-OD2	7.30	124.87	118.30
1	dC	204	ALA	N-CA-CB	-7.30	99.88	110.10
1	f	18	ARG	NE-CZ-NH1	-7.30	116.65	120.30
1	n	23	TRP	CA-CB-CG	7.30	127.58	113.70
1	4	173	ARG	NE-CZ-NH1	7.30	123.95	120.30
1	1U	32	PHE	CB-CG-CD2	-7.30	115.69	120.80
1	ki	152	ASP	CB-CG-OD2	7.30	124.87	118.30
1	7q	162	ARG	NE-CZ-NH1	7.30	123.95	120.30

Continued on next page...

Continued from previous page...

Mol	Chain	Res	Type	Atoms	Z	Observed(°)	Ideal(°)
1	do	97	ARG	NH1-CZ-NH2	-7.30	111.37	119.40
1	fl	143	ARG	NE-CZ-NH1	7.30	123.95	120.30
1	gg	163	ASP	CB-CG-OD1	7.30	124.87	118.30
1	hH	152	ASP	CB-CG-OD1	7.30	124.87	118.30
1	lO	229	ARG	NE-CZ-NH2	-7.30	116.65	120.30
1	iZ	130	TYR	CB-CG-CD2	-7.30	116.62	121.00
1	ju	145	TYR	CB-CG-CD2	7.30	125.38	121.00
1	2v	82	ARG	NE-CZ-NH2	-7.30	116.65	120.30
1	3J	18	ARG	CG-CD-NE	-7.30	96.47	111.80
1	5e	4	GLN	N-CA-CB	7.30	123.74	110.60
1	7a	173	ARG	NE-CZ-NH1	7.30	123.95	120.30
1	7c	229	ARG	NE-CZ-NH2	-7.30	116.65	120.30
1	8l	80	TRP	CB-CG-CD1	-7.30	117.51	127.00
1	8s	10	MET	CG-SD-CE	-7.30	88.52	100.20
1	9h	32	PHE	N-CA-CB	7.30	123.74	110.60
1	db	132	ARG	NE-CZ-NH1	7.30	123.95	120.30
1	hu	82	ARG	NH1-CZ-NH2	-7.30	111.37	119.40
1	iz	169	TYR	CG-CD1-CE1	-7.30	115.46	121.30
1	jT	185	MET	CG-SD-CE	-7.30	88.52	100.20
1	kP	162	ARG	NE-CZ-NH1	7.30	123.95	120.30
1	lt	103	ASP	CB-CG-OD1	7.30	124.87	118.30
1	3g	162	ARG	NE-CZ-NH1	7.30	123.95	120.30
1	6p	32	PHE	CB-CG-CD2	-7.30	115.69	120.80
1	7t	32	PHE	CB-CG-CD1	7.30	125.91	120.80
1	7D	40	PHE	CB-CG-CD1	-7.30	115.69	120.80
1	8K	51	ASP	CB-CG-OD2	-7.30	111.73	118.30
1	8K	117	TRP	CB-CG-CD1	-7.30	117.51	127.00
1	9o	130	TYR	CB-CG-CD2	-7.30	116.62	121.00
1	9r	130	TYR	CB-CG-CD1	7.30	125.38	121.00
1	dQ	32	PHE	CB-CG-CD2	7.30	125.91	120.80
1	ft	214	MET	CG-SD-CE	-7.30	88.52	100.20
1	4l	51	ASP	CB-CG-OD2	-7.30	111.73	118.30
1	6Q	132	ARG	NE-CZ-NH1	7.30	123.95	120.30
1	8h	82	ARG	NE-CZ-NH1	7.30	123.95	120.30
1	8Q	167	ARG	NE-CZ-NH1	7.30	123.95	120.30
1	c2	229	ARG	NE-CZ-NH1	7.30	123.95	120.30
1	lz	21	ASN	CB-CA-C	-7.30	95.81	110.40
1	gu	23	TRP	CB-CG-CD2	7.30	136.09	126.60
1	hc	167	ARG	NE-CZ-NH2	-7.30	116.65	120.30
1	jF	23	TRP	CB-CG-CD1	-7.30	117.52	127.00
1	ky	163	ASP	CB-CG-OD1	-7.30	111.73	118.30
1	3C	164	TYR	CB-CG-CD1	7.30	125.38	121.00

Continued on next page...

Continued from previous page...

Mol	Chain	Res	Type	Atoms	Z	Observed(°)	Ideal(°)
1	4l	130	TYR	CB-CG-CD1	-7.30	116.62	121.00
1	5a	154	ARG	NE-CZ-NH1	7.30	123.95	120.30
1	5H	161	PHE	CB-CG-CD1	7.30	125.91	120.80
1	8l	169	TYR	CD1-CE1-CZ	-7.30	113.23	119.80
1	9y	81	ASP	CB-CG-OD1	-7.30	111.73	118.30
1	9z	82	ARG	NE-CZ-NH1	7.30	123.95	120.30
1	9F	128	GLU	OE1-CD-OE2	7.30	132.06	123.30
1	ba	130	TYR	CB-CG-CD1	7.30	125.38	121.00
1	18	132	ARG	NH1-CZ-NH2	-7.30	111.37	119.40
1	hq	166	ASP	CB-CG-OD1	7.29	124.87	118.30
1	3P	133	TRP	CB-CG-CD2	-7.29	117.12	126.60
1	4l	164	TYR	CB-CG-CD1	7.29	125.38	121.00
1	7Q	108	THR	CA-CB-CG2	-7.29	102.19	112.40
1	bc	103	ASP	CB-CG-OD2	7.29	124.86	118.30
1	bR	23	TRP	CB-CG-CD1	7.29	136.48	127.00
1	c9	82	ARG	NE-CZ-NH1	7.29	123.95	120.30
1	eH	132	ARG	NE-CZ-NH2	-7.29	116.65	120.30
1	gP	167	ARG	NE-CZ-NH1	7.29	123.95	120.30
1	gX	187	GLU	OE1-CD-OE2	-7.29	114.55	123.30
1	jx	143	ARG	NE-CZ-NH1	7.29	123.95	120.30
1	kX	57	ASN	CB-CG-OD1	-7.29	107.01	121.60
1	76	10	MET	CG-SD-CE	-7.29	88.53	100.20
1	by	174	ALA	CB-CA-C	-7.29	99.16	110.10
1	eZ	163	ASP	CB-CG-OD1	-7.29	111.74	118.30
1	f4	130	TYR	CB-CG-CD2	-7.29	116.62	121.00
1	fc	162	ARG	NE-CZ-NH1	7.29	123.95	120.30
1	fm	145	TYR	CB-CG-CD2	-7.29	116.62	121.00
1	hx	145	TYR	CZ-CE2-CD2	-7.29	113.24	119.80
1	iv	96	MET	CG-SD-CE	-7.29	88.53	100.20
1	jZ	133	TRP	CB-CG-CD1	7.29	136.48	127.00
1	20	161	PHE	CB-CG-CD1	-7.29	115.70	120.80
1	l4	166	ASP	CB-CG-OD2	-7.29	111.74	118.30
1	4W	40	PHE	CB-CG-CD1	-7.29	115.70	120.80
1	65	169	TYR	CB-CG-CD1	-7.29	116.62	121.00
1	79	184	TRP	CD1-NE1-CE2	-7.29	102.44	109.00
1	7o	173	ARG	NH1-CZ-NH2	-7.29	111.38	119.40
1	8F	161	PHE	CB-CG-CD2	7.29	125.90	120.80
1	9p	168	PHE	CB-CG-CD1	7.29	125.91	120.80
1	aN	97	ARG	NE-CZ-NH2	-7.29	116.65	120.30
1	cb	40	PHE	CB-CG-CD1	-7.29	115.70	120.80
1	f2	145	TYR	CB-CG-CD1	7.29	125.38	121.00
1	fp	228	ALA	CB-CA-C	-7.29	99.16	110.10

Continued on next page...

Continued from previous page...

Mol	Chain	Res	Type	Atoms	Z	Observed(°)	Ideal(°)
1	gB	58	THR	CA-CB-CG2	-7.29	102.19	112.40
1	2M	169	TYR	CB-CG-CD2	-7.29	116.63	121.00
1	4d	18	ARG	NH1-CZ-NH2	-7.29	111.38	119.40
1	9a	133	TRP	CB-CG-CD1	7.29	136.48	127.00
1	dd	229	ARG	NE-CZ-NH2	-7.29	116.66	120.30
1	dZ	197	ASP	CB-CG-OD1	7.29	124.86	118.30
1	hV	166	ASP	CB-CG-OD1	7.29	124.86	118.30
1	je	164	TYR	CG-CD2-CE2	-7.29	115.47	121.30
1	kI	215	MET	CG-SD-CE	-7.29	88.54	100.20
1	lE	150	ILE	CA-CB-CG1	7.29	124.85	111.00
1	2C	132	ARG	NH1-CZ-NH2	-7.29	111.38	119.40
1	4Z	32	PHE	CB-CG-CD1	-7.29	115.70	120.80
1	b4	17	PRO	N-CA-CB	7.29	112.05	103.30
1	19	82	ARG	NE-CZ-NH2	-7.29	116.66	120.30
1	c1	169	TYR	CG-CD2-CE2	-7.29	115.47	121.30
1	cV	100	ARG	NE-CZ-NH1	7.29	123.94	120.30
1	d5	173	ARG	NE-CZ-NH2	-7.29	116.66	120.30
1	dG	229	ARG	NE-CZ-NH2	-7.29	116.66	120.30
1	fs	118	MET	CG-SD-CE	7.29	111.86	100.20
1	ke	154	ARG	CD-NE-CZ	7.29	133.80	123.60
1	kk	145	TYR	CD1-CG-CD2	7.29	125.92	117.90
1	ku	145	TYR	CB-CG-CD1	7.29	125.37	121.00
1	2G	174	ALA	N-CA-CB	-7.29	99.90	110.10
1	5S	162	ARG	NE-CZ-NH1	7.29	123.94	120.30
1	9N	173	ARG	C-N-CA	7.29	139.92	121.70
1	a8	130	TYR	CB-CG-CD1	-7.29	116.63	121.00
1	h8	64	ALA	N-CA-CB	-7.29	99.90	110.10
1	if	164	TYR	CB-CG-CD2	-7.29	116.63	121.00
1	ik	215	MET	CG-SD-CE	-7.29	88.54	100.20
1	5q	162	ARG	NE-CZ-NH2	-7.29	116.66	120.30
1	5L	133	TRP	CG-CD2-CE3	7.29	140.46	133.90
1	5W	167	ARG	NE-CZ-NH2	-7.29	116.66	120.30
1	7D	81	ASP	CB-CG-OD2	7.29	124.86	118.30
1	7G	142	VAL	CA-CB-CG2	-7.29	99.97	110.90
1	7H	130	TYR	CB-CG-CD2	-7.29	116.63	121.00
1	8r	96	MET	CG-SD-CE	-7.29	88.54	100.20
1	ae	187	GLU	OE1-CD-OE2	-7.29	114.56	123.30
1	aq	66	MET	CG-SD-CE	-7.29	88.54	100.20
1	av	154	ARG	NE-CZ-NH1	7.29	123.94	120.30
1	cJ	164	TYR	CB-CG-CD2	-7.29	116.63	121.00
1	dq	39	MET	CG-SD-CE	-7.29	88.55	100.20
1	eE	130	TYR	CG-CD2-CE2	7.29	127.13	121.30

Continued on next page...

Continued from previous page...

Mol	Chain	Res	Type	Atoms	Z	Observed(°)	Ideal(°)
1	gW	161	PHE	CB-CG-CD2	-7.28	115.70	120.80
1	hI	38	PRO	O-C-N	-7.28	111.05	122.70
1	iI	82	ARG	NE-CZ-NH2	-7.28	116.66	120.30
1	1N	88	ALA	N-CA-CB	-7.28	99.90	110.10
1	in	143	ARG	NH1-CZ-NH2	-7.28	111.39	119.40
1	1U	103	ASP	CB-CG-OD2	-7.28	111.75	118.30
1	js	154	ARG	NE-CZ-NH1	7.28	123.94	120.30
1	kr	97	ARG	N-CA-CB	7.28	123.71	110.60
1	l3	221	VAL	CA-CB-CG2	-7.28	99.98	110.90
1	2j	40	PHE	CB-CG-CD2	-7.28	115.70	120.80
1	44	142	VAL	CA-CB-CG2	-7.28	99.97	110.90
1	4A	173	ARG	NE-CZ-NH2	-7.28	116.66	120.30
1	7f	229	ARG	NE-CZ-NH1	7.28	123.94	120.30
1	7i	173	ARG	NE-CZ-NH1	7.28	123.94	120.30
1	7y	161	PHE	CB-CG-CD1	7.28	125.90	120.80
1	96	143	ARG	NE-CZ-NH2	7.28	123.94	120.30
1	9N	173	ARG	NE-CZ-NH1	7.28	123.94	120.30
1	aE	184	TRP	O-C-N	-7.28	111.05	122.70
1	aY	32	PHE	CB-CG-CD2	7.28	125.90	120.80
1	cX	229	ARG	NH1-CZ-NH2	7.28	127.41	119.40
1	d5	143	ARG	CD-NE-CZ	7.28	133.80	123.60
1	dU	29	GLU	OE1-CD-OE2	-7.28	114.56	123.30
1	lp	154	ARG	NE-CZ-NH2	-7.28	116.66	120.30
1	ef	143	ARG	NE-CZ-NH2	-7.28	116.66	120.30
1	et	100	ARG	NE-CZ-NH1	7.28	123.94	120.30
1	ew	18	ARG	NE-CZ-NH2	-7.28	116.66	120.30
1	1A	143	ARG	NE-CZ-NH2	7.28	123.94	120.30
1	F	132	ARG	NE-CZ-NH1	7.28	123.94	120.30
1	4i	173	ARG	NE-CZ-NH2	-7.28	116.66	120.30
1	7I	162	ARG	NE-CZ-NH2	-7.28	116.66	120.30
1	89	197	ASP	CB-CG-OD2	7.28	124.85	118.30
1	br	145	TYR	CB-CG-CD1	-7.28	116.63	121.00
1	e2	82	ARG	NE-CZ-NH1	7.28	123.94	120.30
1	eL	229	ARG	NE-CZ-NH1	7.28	123.94	120.30
1	gc	162	ARG	NE-CZ-NH1	7.28	123.94	120.30
1	jV	100	ARG	NE-CZ-NH2	-7.28	116.66	120.30
1	ka	132	ARG	NE-CZ-NH2	-7.28	116.66	120.30
1	le	132	ARG	NE-CZ-NH1	7.28	123.94	120.30
1	2g	18	ARG	NE-CZ-NH2	-7.28	116.66	120.30
1	3b	188	THR	CA-CB-CG2	-7.28	102.21	112.40
1	3B	132	ARG	NE-CZ-NH2	-7.28	116.66	120.30
1	4M	56	LEU	CB-CG-CD1	-7.28	98.62	111.00

Continued on next page...

Continued from previous page...

Mol	Chain	Res	Type	Atoms	Z	Observed(°)	Ideal(°)
1	5q	167	ARG	NE-CZ-NH2	-7.28	116.66	120.30
1	73	229	ARG	NH1-CZ-NH2	-7.28	111.39	119.40
1	7L	167	ARG	NH1-CZ-NH2	-7.28	111.39	119.40
1	8g	117	TRP	CB-CG-CD1	-7.28	117.53	127.00
1	8E	81	ASP	CB-CG-OD1	7.28	124.85	118.30
1	b9	154	ARG	NE-CZ-NH2	-7.28	116.66	120.30
1	bR	210	THR	CA-CB-CG2	-7.28	102.21	112.40
1	cv	82	ARG	NH1-CZ-NH2	-7.28	111.39	119.40
1	cB	130	TYR	CB-CG-CD2	-7.28	116.63	121.00
1	dL	130	TYR	CD1-CG-CD2	7.28	125.91	117.90
1	eb	132	ARG	NE-CZ-NH1	-7.28	116.66	120.30
1	lp	26	VAL	CA-CB-CG2	-7.28	99.98	110.90
1	eh	132	ARG	NH1-CZ-NH2	-7.28	111.39	119.40
1	a	108	THR	CA-CB-CG2	-7.28	102.21	112.40
1	o	103	ASP	CB-CG-OD1	7.28	124.85	118.30
1	K	100	ARG	NE-CZ-NH1	7.28	123.94	120.30
1	hm	55	MET	O-C-N	-7.28	111.05	122.70
1	lo	166	ASP	CB-CG-OD2	-7.28	111.75	118.30
1	lt	100	ARG	NE-CZ-NH1	7.28	123.94	120.30
1	g4	185	MET	CG-SD-CE	-7.28	88.55	100.20
1	gR	126	VAL	CA-CB-CG1	-7.28	99.98	110.90
1	hR	132	ARG	NE-CZ-NH1	7.28	123.94	120.30
1	io	161	PHE	O-C-N	-7.28	111.06	122.70
1	iu	161	PHE	CB-CG-CD2	7.28	125.89	120.80
1	jn	162	ARG	NE-CZ-NH1	7.28	123.94	120.30
1	kk	173	ARG	NE-CZ-NH1	-7.28	116.66	120.30
1	kx	100	ARG	NE-CZ-NH2	-7.28	116.66	120.30
1	lA	229	ARG	NE-CZ-NH1	7.28	123.94	120.30
1	2V	132	ARG	NE-CZ-NH1	7.28	123.94	120.30
1	4k	169	TYR	CB-CG-CD2	7.28	125.37	121.00
1	7Q	162	ARG	NE-CZ-NH2	-7.28	116.66	120.30
1	81	130	TYR	CB-CG-CD2	-7.28	116.63	121.00
1	85	103	ASP	CB-CG-OD1	7.28	124.85	118.30
1	9O	165	VAL	CA-CB-CG1	-7.28	99.98	110.90
1	cO	169	TYR	CB-CG-CD2	-7.28	116.63	121.00
1	f2	132	ARG	NE-CZ-NH1	7.28	123.94	120.30
1	hm	164	TYR	CG-CD2-CE2	-7.28	115.48	121.30
1	iw	197	ASP	CB-CG-OD1	7.28	124.85	118.30
1	jj	191	VAL	CA-CB-CG2	-7.28	99.99	110.90
1	jI	228	ALA	N-CA-CB	7.28	120.29	110.10
1	ky	168	PHE	CB-CG-CD2	-7.28	115.71	120.80
1	l0	133	TRP	CB-CG-CD2	-7.28	117.14	126.60

Continued on next page...

Continued from previous page...

Mol	Chain	Res	Type	Atoms	Z	Observed(°)	Ideal(°)
1	3d	229	ARG	NE-CZ-NH1	7.28	123.94	120.30
1	3Q	154	ARG	NE-CZ-NH1	7.28	123.94	120.30
1	7m	229	ARG	NE-CZ-NH1	-7.28	116.66	120.30
1	8R	103	ASP	CB-CG-OD1	7.28	124.85	118.30
1	bz	103	ASP	CB-CG-OD2	-7.28	111.75	118.30
1	eK	154	ARG	NH1-CZ-NH2	-7.28	111.40	119.40
1	iz	145	TYR	CB-CG-CD2	7.27	125.36	121.00
1	iP	117	TRP	CB-CG-CD1	-7.27	117.54	127.00
1	2w	82	ARG	NE-CZ-NH1	7.27	123.94	120.30
1	3e	162	ARG	NE-CZ-NH1	7.27	123.94	120.30
1	7h	169	TYR	CZ-CE2-CD2	-7.27	113.25	119.80
1	9z	133	TRP	CB-CG-CD2	-7.27	117.14	126.60
1	c1	168	PHE	CG-CD2-CE2	7.27	128.80	120.80
1	ec	145	TYR	CB-CG-CD2	7.27	125.36	121.00
1	eo	185	MET	CG-SD-CE	-7.27	88.56	100.20
1	fs	143	ARG	NE-CZ-NH2	-7.27	116.66	120.30
1	1C	10	MET	O-C-N	-7.27	111.06	122.70
1	gv	126	VAL	CA-CB-CG1	-7.27	99.99	110.90
1	hJ	143	ARG	NE-CZ-NH2	7.27	123.94	120.30
1	iJ	152	ASP	CB-CG-OD1	7.27	124.84	118.30
1	jE	143	ARG	NE-CZ-NH2	-7.27	116.66	120.30
1	jI	51	ASP	CB-CG-OD2	-7.27	111.75	118.30
1	l3	162	ARG	NH1-CZ-NH2	-7.27	111.40	119.40
1	lG	191	VAL	CA-CB-CG2	-7.27	99.99	110.90
1	75	132	ARG	NE-CZ-NH1	7.27	123.94	120.30
1	ax	214	MET	CG-SD-CE	-7.27	88.56	100.20
1	bl	161	PHE	CB-CG-CD2	-7.27	115.71	120.80
1	dC	97	ARG	NE-CZ-NH2	-7.27	116.66	120.30
1	f2	108	THR	CA-CB-CG2	-7.27	102.22	112.40
1	g2	100	ARG	NE-CZ-NH1	7.27	123.94	120.30
1	F	132	ARG	CD-NE-CZ	7.27	133.78	123.60
1	km	14	ALA	N-CA-CB	7.27	120.28	110.10
1	kP	132	ARG	NH1-CZ-NH2	-7.27	111.40	119.40
1	3X	31	ALA	N-CA-CB	7.27	120.28	110.10
1	3Z	75	GLU	OE1-CD-OE2	-7.27	114.57	123.30
1	9G	82	ARG	NE-CZ-NH2	-7.27	116.67	120.30
1	cG	154	ARG	NE-CZ-NH1	7.27	123.94	120.30
1	cY	97	ARG	NE-CZ-NH2	-7.27	116.67	120.30
1	kr	159	GLU	OE1-CD-OE2	7.27	132.02	123.30
1	3j	169	TYR	CB-CG-CD1	7.27	125.36	121.00
1	4c	169	TYR	CB-CG-CD2	-7.27	116.64	121.00
1	60	27	VAL	CA-CB-CG1	-7.27	100.00	110.90

Continued on next page...

Continued from previous page...

Mol	Chain	Res	Type	Atoms	Z	Observed(°)	Ideal(°)
1	6c	154	ARG	NH1-CZ-NH2	-7.27	111.40	119.40
1	aS	132	ARG	NE-CZ-NH1	7.27	123.93	120.30
1	dR	169	TYR	CB-CG-CD2	-7.27	116.64	121.00
1	fR	103	ASP	CB-CG-OD1	7.27	124.84	118.30
1	gI	209	ALA	N-CA-CB	7.27	120.27	110.10
1	k8	164	TYR	CB-CG-CD1	-7.27	116.64	121.00
1	kh	229	ARG	NE-CZ-NH1	7.27	123.93	120.30
1	lF	97	ARG	NE-CZ-NH1	7.27	123.93	120.30
1	6i	80	TRP	CE2-CD2-CG	-7.27	101.49	107.30
1	6E	163	ASP	CB-CG-OD1	7.27	124.84	118.30
1	9u	189	LEU	CB-CG-CD1	7.27	123.36	111.00
1	1d	133	TRP	CB-CG-CD2	-7.27	117.15	126.60
1	d1	130	TYR	CZ-CE2-CD2	-7.27	113.26	119.80
1	g1	55	MET	CG-SD-CE	-7.27	88.57	100.20
1	B	229	ARG	NE-CZ-NH2	-7.27	116.67	120.30
1	Q	118	MET	CG-SD-CE	-7.27	88.57	100.20
1	go	51	ASP	CB-CG-OD1	7.27	124.84	118.30
1	hQ	145	TYR	CB-CG-CD2	7.27	125.36	121.00
1	4s	18	ARG	NE-CZ-NH1	7.27	123.93	120.30
1	8l	173	ARG	NH1-CZ-NH2	-7.27	111.41	119.40
1	9w	10	MET	CG-SD-CE	-7.27	88.57	100.20
1	e7	55	MET	CG-SD-CE	-7.27	88.57	100.20
1	1A	51	ASP	CB-CG-OD2	-7.27	111.76	118.30
1	v	132	ARG	NE-CZ-NH1	7.27	123.93	120.30
1	ge	113	GLU	OE1-CD-OE2	-7.26	114.58	123.30
1	gC	100	ARG	NE-CZ-NH1	7.26	123.93	120.30
1	h0	154	ARG	NE-CZ-NH1	7.26	123.93	120.30
1	hu	82	ARG	NE-CZ-NH2	7.26	123.93	120.30
1	jL	40	PHE	CB-CG-CD1	-7.26	115.72	120.80
1	jP	229	ARG	NE-CZ-NH1	7.26	123.93	120.30
1	jV	100	ARG	NE-CZ-NH1	7.26	123.93	120.30
1	l1	97	ARG	NE-CZ-NH2	-7.26	116.67	120.30
1	5r	44	SER	O-C-N	-7.26	111.08	122.70
1	7g	167	ARG	NE-CZ-NH2	-7.26	116.67	120.30
1	8n	164	TYR	CG-CD2-CE2	-7.26	115.49	121.30
1	8W	161	PHE	CG-CD2-CE2	7.26	128.79	120.80
1	aO	161	PHE	CB-CG-CD1	-7.26	115.72	120.80
1	1f	167	ARG	NE-CZ-NH1	7.26	123.93	120.30
1	ea	75	GLU	OE1-CD-OE2	-7.26	114.58	123.30
1	eA	162	ARG	NE-CZ-NH1	7.26	123.93	120.30
1	eQ	82	ARG	NH1-CZ-NH2	-7.26	111.41	119.40
1	1A	167	ARG	NE-CZ-NH2	-7.26	116.67	120.30

Continued on next page...

Continued from previous page...

Mol	Chain	Res	Type	Atoms	Z	Observed(°)	Ideal(°)
1	T	169	TYR	CZ-CE2-CD2	7.26	126.34	119.80
1	i5	152	ASP	CB-CG-OD2	7.26	124.84	118.30
1	k1	169	TYR	CB-CG-CD1	7.26	125.36	121.00
1	23	55	MET	CG-SD-CE	-7.26	88.58	100.20
1	li	40	PHE	CB-CG-CD2	-7.26	115.72	120.80
1	2a	167	ARG	NE-CZ-NH2	7.26	123.93	120.30
1	2p	167	ARG	NH1-CZ-NH2	-7.26	111.41	119.40
1	3y	162	ARG	NE-CZ-NH2	7.26	123.93	120.30
1	6L	55	MET	CG-SD-CE	-7.26	88.58	100.20
1	89	168	PHE	CB-CG-CD2	-7.26	115.72	120.80
1	eu	42	ALA	N-CA-CB	-7.26	99.93	110.10
1	0	97	ARG	NE-CZ-NH1	7.26	123.93	120.30
1	ii	162	ARG	NH1-CZ-NH2	-7.26	111.41	119.40
1	24	164	TYR	CB-CG-CD2	-7.26	116.64	121.00
1	3x	117	TRP	NE1-CE2-CD2	7.26	114.56	107.30
1	4q	144	MET	CG-SD-CE	-7.26	88.58	100.20
1	5o	88	ALA	CB-CA-C	-7.26	99.21	110.10
1	79	79	GLU	OE1-CD-OE2	-7.26	114.59	123.30
1	be	170	LYS	O-C-N	-7.26	111.08	122.70
1	by	39	MET	CG-SD-CE	-7.26	88.58	100.20
1	c9	18	ARG	NE-CZ-NH1	7.26	123.93	120.30
1	cq	48	THR	N-CA-CB	7.26	124.10	110.30
1	dn	167	ARG	NE-CZ-NH1	7.26	123.93	120.30
1	fC	81	ASP	CB-CG-OD2	-7.26	111.77	118.30
1	fQ	100	ARG	CG-CD-NE	-7.26	96.55	111.80
1	fU	167	ARG	NE-CZ-NH2	-7.26	116.67	120.30
1	ga	169	TYR	CB-CG-CD2	-7.26	116.64	121.00
1	is	143	ARG	NE-CZ-NH2	-7.26	116.67	120.30
1	kY	55	MET	CG-SD-CE	-7.26	88.59	100.20
1	7j	80	TRP	CD1-NE1-CE2	-7.26	102.47	109.00
1	9Q	162	ARG	NH1-CZ-NH2	-7.26	111.41	119.40
1	11	164	TYR	CB-CG-CD1	-7.26	116.64	121.00
1	13	81	ASP	CB-CG-OD2	7.26	124.83	118.30
1	bv	100	ARG	C-N-CA	7.26	137.55	122.30
1	c8	162	ARG	NE-CZ-NH1	7.26	123.93	120.30
1	fo	169	TYR	CG-CD1-CE1	-7.26	115.49	121.30
1	fM	36	VAL	CG1-CB-CG2	-7.26	99.28	110.90
1	gc	24	VAL	CA-CB-CG1	7.26	121.79	110.90
1	iY	132	ARG	NE-CZ-NH2	-7.26	116.67	120.30
1	k7	100	ARG	NE-CZ-NH1	-7.26	116.67	120.30
1	3A	120	HIS	N-CA-CB	-7.26	97.53	110.60
1	4i	163	ASP	CB-CG-OD1	-7.26	111.77	118.30

Continued on next page...

Continued from previous page...

Mol	Chain	Res	Type	Atoms	Z	Observed(°)	Ideal(°)
1	87	164	TYR	CB-CG-CD2	-7.26	116.64	121.00
1	96	148	THR	CA-CB-CG2	-7.26	102.24	112.40
1	9w	103	ASP	CB-CG-OD1	7.26	124.83	118.30
1	cn	164	TYR	CB-CG-CD2	-7.26	116.64	121.00
1	1e	173	ARG	NH1-CZ-NH2	-7.26	111.42	119.40
1	ga	231	LEU	CB-CG-CD2	-7.26	98.67	111.00
1	h2	145	TYR	CB-CG-CD2	-7.26	116.65	121.00
1	hm	132	ARG	NE-CZ-NH1	7.26	123.93	120.30
1	i6	32	PHE	C-N-CA	7.26	139.84	121.70
1	3H	184	TRP	CB-CG-CD2	7.26	136.03	126.60
1	5q	173	ARG	NE-CZ-NH2	7.26	123.93	120.30
1	7w	130	TYR	CB-CG-CD1	-7.26	116.65	121.00
1	8l	168	PHE	CB-CG-CD1	7.26	125.88	120.80
1	8M	36	VAL	CA-CB-CG1	7.26	121.79	110.90
1	9a	32	PHE	CB-CG-CD1	-7.26	115.72	120.80
1	a9	10	MET	CG-SD-CE	-7.26	88.59	100.20
1	bB	173	ARG	NE-CZ-NH2	-7.26	116.67	120.30
1	bF	166	ASP	CB-CG-OD1	7.26	124.83	118.30
1	da	81	ASP	CB-CG-OD2	-7.26	111.77	118.30
1	fA	82	ARG	NE-CZ-NH2	-7.26	116.67	120.30
1	R	167	ARG	NE-CZ-NH2	-7.26	116.67	120.30
1	7	161	PHE	CB-CG-CD1	-7.26	115.72	120.80
1	gp	162	ARG	CD-NE-CZ	7.25	133.76	123.60
1	k5	100	ARG	NH1-CZ-NH2	-7.25	111.42	119.40
1	2D	162	ARG	NE-CZ-NH2	-7.25	116.67	120.30
1	49	173	ARG	NE-CZ-NH1	7.25	123.93	120.30
1	5L	39	MET	CG-SD-CE	-7.25	88.59	100.20
1	8N	18	ARG	NE-CZ-NH2	-7.25	116.67	120.30
1	do	130	TYR	CB-CG-CD2	-7.25	116.65	121.00
1	dV	154	ARG	NE-CZ-NH1	7.25	123.93	120.30
1	eQ	188	THR	O-C-N	-7.25	111.09	122.70
1	8E	168	PHE	CB-CG-CD2	-7.25	115.72	120.80
1	Y	184	TRP	CB-CG-CD1	-7.25	117.57	127.00
1	be	143	ARG	NE-CZ-NH1	-7.25	116.67	120.30
1	1n	81	ASP	CB-CG-OD2	7.25	124.83	118.30
1	fe	11	VAL	CG1-CB-CG2	-7.25	99.29	110.90
1	fY	77	ALA	N-CA-CB	-7.25	99.94	110.10
1	gv	166	ASP	CB-CG-OD1	7.25	124.83	118.30
1	jv	44	SER	O-C-N	-7.25	111.10	122.70
1	jY	133	TRP	CB-CG-CD2	-7.25	117.17	126.60
1	kQ	32	PHE	CB-CG-CD2	-7.25	115.72	120.80
1	lK	132	ARG	NE-CZ-NH1	7.25	123.93	120.30

Continued on next page...

Continued from previous page...

Mol	Chain	Res	Type	Atoms	Z	Observed(°)	Ideal(°)
1	2j	149	SER	N-CA-CB	7.25	121.38	110.50
1	3C	18	ARG	NE-CZ-NH1	7.25	123.93	120.30
1	4e	133	TRP	CB-CG-CD2	-7.25	117.17	126.60
1	4J	118	MET	CG-SD-CE	-7.25	88.60	100.20
1	4L	119	THR	CA-CB-CG2	7.25	122.55	112.40
1	5l	10	MET	CG-SD-CE	-7.25	88.60	100.20
1	aM	18	ARG	NE-CZ-NH1	7.25	123.93	120.30
1	aW	18	ARG	NE-CZ-NH2	-7.25	116.67	120.30
1	bh	143	ARG	NE-CZ-NH2	-7.25	116.67	120.30
1	e2	214	MET	CG-SD-CE	-7.25	88.60	100.20
1	eP	169	TYR	CB-CG-CD2	-7.25	116.65	121.00
1	j6	51	ASP	CB-CG-OD1	7.25	124.83	118.30
1	58	229	ARG	NE-CZ-NH1	7.25	123.92	120.30
1	bu	164	TYR	CG-CD2-CE2	-7.25	115.50	121.30
1	1F	29	GLU	OE1-CD-OE2	-7.25	114.60	123.30
1	hd	229	ARG	NH1-CZ-NH2	-7.25	111.43	119.40
1	in	100	ARG	NE-CZ-NH2	7.25	123.92	120.30
1	jF	90	PRO	O-C-N	-7.25	111.10	122.70
1	ka	161	PHE	CB-CG-CD1	-7.25	115.73	120.80
1	kj	82	ARG	NE-CZ-NH2	-7.25	116.68	120.30
1	lk	216	THR	CA-CB-CG2	-7.25	102.25	112.40
1	2t	32	PHE	CB-CG-CD2	7.25	125.87	120.80
1	2M	196	PRO	N-CA-CB	7.25	112.00	103.30
1	3W	162	ARG	NE-CZ-NH2	-7.25	116.68	120.30
1	3Z	152	ASP	CB-CG-OD2	7.25	124.82	118.30
1	4b	143	ARG	NE-CZ-NH1	-7.25	116.68	120.30
1	4E	39	MET	CG-SD-CE	-7.25	88.60	100.20
1	8Q	154	ARG	NE-CZ-NH1	7.25	123.92	120.30
1	bR	23	TRP	CD1-CG-CD2	-7.25	100.50	106.30
1	cw	117	TRP	CE2-CD2-CG	-7.25	101.50	107.30
1	eB	166	ASP	CB-CG-OD2	7.25	124.82	118.30
1	eT	133	TRP	CD1-CG-CD2	-7.25	100.50	106.30
1	fT	173	ARG	NE-CZ-NH2	7.25	123.92	120.30
1	x	164	TYR	CB-CG-CD1	-7.25	116.65	121.00
1	gW	145	TYR	CB-CG-CD1	-7.25	116.65	121.00
1	h2	132	ARG	NE-CZ-NH1	7.25	123.92	120.30
1	h4	100	ARG	NE-CZ-NH1	7.25	123.92	120.30
1	hc	210	THR	CA-CB-CG2	-7.25	102.25	112.40
1	je	164	TYR	CB-CG-CD2	-7.25	116.65	121.00
1	k1	173	ARG	NE-CZ-NH2	-7.25	116.68	120.30
1	8h	164	TYR	CB-CG-CD2	-7.25	116.65	121.00
1	8r	154	ARG	NE-CZ-NH2	7.25	123.92	120.30

Continued on next page...

Continued from previous page...

Mol	Chain	Res	Type	Atoms	Z	Observed(°)	Ideal(°)
1	bE	97	ARG	NE-CZ-NH1	7.25	123.92	120.30
1	dX	229	ARG	NE-CZ-NH2	-7.25	116.68	120.30
1	e4	163	ASP	CB-CG-OD1	7.25	124.82	118.30
1	f7	130	TYR	CB-CG-CD1	-7.25	116.65	121.00
1	fQ	18	ARG	NE-CZ-NH1	7.25	123.92	120.30
1	I	143	ARG	NE-CZ-NH1	7.25	123.92	120.30
1	gj	132	ARG	NE-CZ-NH2	-7.25	116.68	120.30
1	ij	208	ALA	CB-CA-C	7.25	120.97	110.10
1	iF	143	ARG	NH1-CZ-NH2	-7.25	111.43	119.40
1	6f	132	ARG	NE-CZ-NH1	7.25	123.92	120.30
1	73	80	TRP	CE3-CZ3-CH2	7.25	129.17	121.20
1	7A	154	ARG	NH1-CZ-NH2	-7.25	111.43	119.40
1	bC	192	GLN	CB-CG-CD	7.25	130.44	111.60
1	bO	164	TYR	CB-CG-CD2	-7.25	116.65	121.00
1	gC	18	ARG	NE-CZ-NH2	7.24	123.92	120.30
1	gP	191	VAL	CG1-CB-CG2	-7.24	99.31	110.90
1	1G	23	TRP	CZ3-CH2-CZ2	-7.24	112.91	121.60
1	ii	167	ARG	NE-CZ-NH1	7.24	123.92	120.30
1	iu	119	THR	CA-CB-CG2	-7.24	102.26	112.40
1	lD	32	PHE	CB-CG-CD1	-7.24	115.73	120.80
1	4a	145	TYR	CA-CB-CG	7.24	127.16	113.40
1	4M	173	ARG	NE-CZ-NH2	-7.24	116.68	120.30
1	52	215	MET	CG-SD-CE	-7.24	88.61	100.20
1	61	215	MET	CG-SD-CE	-7.24	88.61	100.20
1	7Q	80	TRP	CB-CG-CD1	-7.24	117.58	127.00
1	87	162	ARG	NE-CZ-NH2	-7.24	116.68	120.30
1	aw	100	ARG	NE-CZ-NH2	7.24	123.92	120.30
1	ba	162	ARG	NH1-CZ-NH2	-7.24	111.43	119.40
1	bX	228	ALA	N-CA-CB	-7.24	99.96	110.10
1	lg	40	PHE	CB-CG-CD1	-7.24	115.73	120.80
1	db	23	TRP	CB-CG-CD2	7.24	136.02	126.60
1	fQ	152	ASP	CB-CG-OD2	7.24	124.82	118.30
1	k4	173	ARG	NH1-CZ-NH2	-7.24	111.43	119.40
1	2s	18	ARG	NE-CZ-NH2	-7.24	116.68	120.30
1	76	167	ARG	NE-CZ-NH2	7.24	123.92	120.30
1	bH	32	PHE	CB-CG-CD1	7.24	125.87	120.80
1	bV	143	ARG	NE-CZ-NH2	-7.24	116.68	120.30
1	2	181	VAL	CG1-CB-CG2	-7.24	99.31	110.90
1	hj	81	ASP	CB-CG-OD2	7.24	124.82	118.30
1	hG	204	ALA	N-CA-CB	-7.24	99.96	110.10
1	21	154	ARG	NE-CZ-NH1	7.24	123.92	120.30
1	ll	143	ARG	NE-CZ-NH2	-7.24	116.68	120.30

Continued on next page...

Continued from previous page...

Mol	Chain	Res	Type	Atoms	Z	Observed(°)	Ideal(°)
1	3k	152	ASP	CB-CG-OD2	7.24	124.82	118.30
1	6h	164	TYR	CB-CG-CD2	-7.24	116.66	121.00
1	7Z	43	LEU	CB-CG-CD2	-7.24	98.69	111.00
1	b5	82	ARG	NH1-CZ-NH2	-7.24	111.44	119.40
1	df	110	THR	CA-CB-CG2	-7.24	102.26	112.40
1	fc	76	GLU	OE1-CD-OE2	-7.24	114.61	123.30
1	fe	162	ARG	NH1-CZ-NH2	-7.24	111.44	119.40
1	gJ	169	TYR	CD1-CE1-CZ	-7.24	113.29	119.80
1	iR	40	PHE	CB-CG-CD1	7.24	125.87	120.80
1	kH	173	ARG	NE-CZ-NH2	-7.24	116.68	120.30
1	lD	68	MET	CG-SD-CE	-7.24	88.62	100.20
1	3v	130	TYR	CB-CG-CD2	-7.24	116.66	121.00
1	6P	145	TYR	CB-CG-CD2	-7.24	116.66	121.00
1	8p	51	ASP	CB-CG-OD2	7.24	124.81	118.30
1	8y	143	ARG	NE-CZ-NH1	7.24	123.92	120.30
1	9l	229	ARG	CD-NE-CZ	7.24	133.74	123.60
1	bj	169	TYR	CB-CG-CD1	-7.24	116.66	121.00
1	f8	229	ARG	NE-CZ-NH2	-7.24	116.68	120.30
1	7	130	TYR	CB-CG-CD1	7.24	125.34	121.00
1	gJ	130	TYR	CB-CG-CD2	-7.24	116.66	121.00
1	hg	133	TRP	CB-CG-CD1	7.24	136.41	127.00
1	ix	164	TYR	CG-CD1-CE1	-7.24	115.51	121.30
1	kI	82	ARG	NE-CZ-NH2	-7.24	116.68	120.30
1	2t	23	TRP	CB-CA-C	7.24	124.87	110.40
1	4Y	145	TYR	CB-CG-CD2	-7.24	116.66	121.00
1	5F	23	TRP	CG-CD1-NE1	-7.24	102.86	110.10
1	8a	166	ASP	CB-CG-OD2	7.24	124.81	118.30
1	9z	68	MET	CG-SD-CE	-7.24	88.62	100.20
1	bz	65	ALA	N-CA-CB	-7.24	99.97	110.10
1	dj	120	HIS	CA-CB-CG	7.24	125.90	113.60
1	eJ	79	GLU	OE1-CD-OE2	-7.24	114.62	123.30
1	jn	168	PHE	CB-CG-CD1	7.24	125.86	120.80
1	kJ	82	ARG	NE-CZ-NH2	-7.24	116.68	120.30
1	27	143	ARG	NE-CZ-NH1	7.24	123.92	120.30
1	lj	173	ARG	NE-CZ-NH1	7.24	123.92	120.30
1	6I	81	ASP	CB-CG-OD2	-7.24	111.79	118.30
1	ac	82	ARG	NE-CZ-NH2	-7.24	116.68	120.30
1	ax	161	PHE	CB-CG-CD2	7.24	125.86	120.80
1	lk	144	MET	CG-SD-CE	-7.24	88.62	100.20
1	dR	169	TYR	CG-CD2-CE2	-7.24	115.51	121.30
1	fK	145	TYR	CB-CG-CD1	7.24	125.34	121.00
1	gl	148	THR	CA-CB-CG2	-7.23	102.27	112.40

Continued on next page...

Continued from previous page...

Mol	Chain	Res	Type	Atoms	Z	Observed(°)	Ideal(°)
1	hP	82	ARG	NE-CZ-NH2	-7.23	116.68	120.30
1	lq	168	PHE	CB-CG-CD2	-7.23	115.74	120.80
1	4B	210	THR	CA-CB-CG2	-7.23	102.27	112.40
1	50	23	TRP	CH2-CZ2-CE2	7.23	124.63	117.40
1	5Y	132	ARG	NE-CZ-NH1	7.23	123.92	120.30
1	6h	81	ASP	CB-CG-OD2	-7.23	111.79	118.30
1	bx	82	ARG	NE-CZ-NH1	7.23	123.92	120.30
1	eS	32	PHE	CB-CG-CD1	7.23	125.86	120.80
1	1K	215	MET	CG-SD-CE	-7.23	88.63	100.20
1	hD	164	TYR	CB-CG-CD1	-7.23	116.66	121.00
1	iI	113	GLU	O-C-N	7.23	134.27	122.70
1	jt	173	ARG	NH1-CZ-NH2	-7.23	111.44	119.40
1	jy	161	PHE	CB-CG-CD1	-7.23	115.74	120.80
1	6y	44	SER	N-CA-CB	7.23	121.35	110.50
1	cg	145	TYR	CB-CG-CD1	-7.23	116.66	121.00
1	cp	117	TRP	CB-CG-CD2	7.23	136.00	126.60
1	cW	154	ARG	NH1-CZ-NH2	-7.23	111.44	119.40
1	d5	130	TYR	CB-CG-CD1	-7.23	116.66	121.00
1	dY	86	VAL	CA-CB-CG1	7.23	121.75	110.90
1	gG	129	ILE	CA-CB-CG1	7.23	124.74	111.00
1	hk	168	PHE	CB-CG-CD1	7.23	125.86	120.80
1	i3	229	ARG	NE-CZ-NH2	-7.23	116.69	120.30
1	i6	80	TRP	CB-CG-CD1	-7.23	117.60	127.00
1	3I	169	TYR	CB-CG-CD2	-7.23	116.66	121.00
1	4z	97	ARG	NE-CZ-NH1	7.23	123.92	120.30
1	94	169	TYR	CB-CG-CD2	-7.23	116.66	121.00
1	aO	144	MET	CG-SD-CE	-7.23	88.63	100.20
1	cW	194	ALA	N-CA-CB	-7.23	99.98	110.10
1	eE	130	TYR	CD1-CG-CD2	-7.23	109.95	117.90
1	h2	164	TYR	CG-CD1-CE1	-7.23	115.52	121.30
1	34	215	MET	CG-SD-CE	-7.23	88.63	100.20
1	3f	55	MET	N-CA-CB	7.23	123.61	110.60
1	bD	154	ARG	NE-CZ-NH1	7.23	123.92	120.30
1	ej	167	ARG	NE-CZ-NH2	-7.23	116.69	120.30
1	fn	145	TYR	CB-CG-CD1	7.23	125.34	121.00
1	gp	162	ARG	NE-CZ-NH2	7.23	123.91	120.30
1	iS	165	VAL	CA-CB-CG1	7.23	121.74	110.90
1	lx	162	ARG	NE-CZ-NH2	7.23	123.91	120.30
1	2f	152	ASP	CB-CG-OD1	-7.23	111.80	118.30
1	30	217	ALA	CB-CA-C	-7.23	99.26	110.10
1	3J	34	PRO	N-CA-CB	7.23	111.97	103.30
1	53	81	ASP	CB-CG-OD2	7.23	124.80	118.30

Continued on next page...

Continued from previous page...

Mol	Chain	Res	Type	Atoms	Z	Observed(°)	Ideal(°)
1	5I	143	ARG	O-C-N	-7.23	111.14	122.70
1	7s	185	MET	CG-SD-CE	-7.23	88.64	100.20
1	7u	169	TYR	CB-CG-CD1	-7.23	116.66	121.00
1	aC	143	ARG	NE-CZ-NH2	-7.23	116.69	120.30
1	aF	169	TYR	CD1-CE1-CZ	-7.23	113.30	119.80
1	aK	169	TYR	CB-CG-CD1	-7.23	116.66	121.00
1	cv	145	TYR	N-CA-CB	-7.23	97.59	110.60
1	fA	23	TRP	CB-CG-CD1	-7.23	117.60	127.00
1	C	54	THR	CA-CB-CG2	-7.23	102.28	112.40
1	V	132	ARG	NE-CZ-NH1	7.23	123.91	120.30
1	jr	97	ARG	NE-CZ-NH1	7.23	123.91	120.30
1	kz	143	ARG	NH1-CZ-NH2	-7.23	111.45	119.40
1	3Y	66	MET	CG-SD-CE	-7.23	88.64	100.20
1	cj	143	ARG	NE-CZ-NH1	7.23	123.91	120.30
1	dZ	18	ARG	NE-CZ-NH1	7.23	123.91	120.30
1	g2	64	ALA	N-CA-CB	7.23	120.22	110.10
1	ib	164	TYR	CG-CD1-CE1	-7.22	115.52	121.30
1	je	161	PHE	CB-CG-CD2	7.22	125.86	120.80
1	kX	100	ARG	NE-CZ-NH1	7.22	123.91	120.30
1	lC	143	ARG	NE-CZ-NH2	7.22	123.91	120.30
1	52	27	VAL	O-C-N	-7.22	111.14	122.70
1	5x	132	ARG	NE-CZ-NH1	7.22	123.91	120.30
1	8l	162	ARG	NE-CZ-NH1	7.22	123.91	120.30
1	9P	154	ARG	CG-CD-NE	-7.22	96.63	111.80
1	cw	214	MET	CG-SD-CE	-7.22	88.64	100.20
1	do	32	PHE	CB-CG-CD1	7.22	125.86	120.80
1	eZ	167	ARG	NH1-CZ-NH2	-7.22	111.45	119.40
1	fh	145	TYR	CB-CG-CD1	-7.22	116.67	121.00
1	F	167	ARG	NE-CZ-NH2	7.22	123.91	120.30
1	4	97	ARG	NH1-CZ-NH2	-7.22	111.45	119.40
1	gc	173	ARG	NH1-CZ-NH2	-7.22	111.46	119.40
1	jr	145	TYR	CB-CG-CD2	-7.22	116.67	121.00
1	2v	82	ARG	NE-CZ-NH1	7.22	123.91	120.30
1	4t	167	ARG	NE-CZ-NH1	7.22	123.91	120.30
1	4u	167	ARG	NE-CZ-NH2	-7.22	116.69	120.30
1	4w	162	ARG	NH1-CZ-NH2	-7.22	111.45	119.40
1	5V	167	ARG	NE-CZ-NH1	7.22	123.91	120.30
1	6L	97	ARG	NE-CZ-NH2	7.22	123.91	120.30
1	8E	18	ARG	NE-CZ-NH2	-7.22	116.69	120.30
1	aY	34	PRO	N-CD-CG	7.22	114.03	103.20
1	1e	34	PRO	N-CD-CG	7.22	114.03	103.20
1	fB	164	TYR	CB-CG-CD1	7.22	125.33	121.00

Continued on next page...

Continued from previous page...

Mol	Chain	Res	Type	Atoms	Z	Observed(°)	Ideal(°)
1	kn	168	PHE	CB-CG-CD2	7.22	125.86	120.80
1	l4	162	ARG	CD-NE-CZ	7.22	133.71	123.60
1	6w	169	TYR	CB-CG-CD2	7.22	125.33	121.00
1	1J	164	TYR	CB-CG-CD2	-7.22	116.67	121.00
1	j8	162	ARG	NH1-CZ-NH2	-7.22	111.46	119.40
1	jR	75	GLU	O-C-N	-7.22	111.15	122.70
1	2Z	119	THR	CA-CB-CG2	-7.22	102.29	112.40
1	4g	142	VAL	CG1-CB-CG2	7.22	122.45	110.90
1	4l	10	MET	CG-SD-CE	-7.22	88.65	100.20
1	4B	164	TYR	CB-CG-CD1	-7.22	116.67	121.00
1	4M	230	VAL	CA-CB-CG2	-7.22	100.07	110.90
1	6L	133	TRP	CB-CG-CD2	-7.22	117.22	126.60
1	85	162	ARG	NH1-CZ-NH2	-7.22	111.46	119.40
1	8x	133	TRP	CG-CD2-CE3	-7.22	127.40	133.90
1	c2	100	ARG	NH1-CZ-NH2	-7.22	111.46	119.40
1	eR	118	MET	O-C-N	-7.22	111.15	122.70
1	gs	26	VAL	CA-CB-CG2	-7.22	100.07	110.90
1	gW	204	ALA	CB-CA-C	7.22	120.93	110.10
1	hc	229	ARG	NE-CZ-NH2	-7.22	116.69	120.30
1	hy	100	ARG	NH1-CZ-NH2	-7.22	111.46	119.40
1	kZ	87	HIS	N-CA-CB	7.22	123.59	110.60
1	27	169	TYR	CG-CD2-CE2	-7.22	115.53	121.30
1	39	130	TYR	CB-CG-CD1	7.22	125.33	121.00
1	47	164	TYR	CB-CG-CD2	-7.22	116.67	121.00
1	7Q	18	ARG	NE-CZ-NH1	7.22	123.91	120.30
1	dd	103	ASP	CB-CG-OD2	-7.22	111.80	118.30
1	n	97	ARG	NE-CZ-NH1	7.22	123.91	120.30
1	gj	97	ARG	NH1-CZ-NH2	-7.22	111.46	119.40
1	1J	31	ALA	N-CA-CB	-7.22	100.00	110.10
1	jK	167	ARG	NE-CZ-NH2	-7.22	116.69	120.30
1	2s	130	TYR	CB-CG-CD1	7.22	125.33	121.00
1	3L	100	ARG	NE-CZ-NH1	7.22	123.91	120.30
1	3L	209	ALA	CB-CA-C	-7.22	99.27	110.10
1	45	118	MET	CG-SD-CE	-7.22	88.66	100.20
1	5i	18	ARG	NE-CZ-NH2	-7.22	116.69	120.30
1	7M	133	TRP	CG-CD2-CE3	-7.22	127.40	133.90
1	8m	149	SER	N-CA-CB	7.22	121.32	110.50
1	8O	168	PHE	CB-CG-CD1	-7.22	115.75	120.80
1	a8	80	TRP	CB-CG-CD1	7.22	136.38	127.00
1	ak	142	VAL	CA-CB-CG2	-7.22	100.08	110.90
1	bE	126	VAL	O-C-N	-7.22	110.93	123.20
1	1F	163	ASP	CB-CG-OD1	7.21	124.79	118.30

Continued on next page...

Continued from previous page...

Mol	Chain	Res	Type	Atoms	Z	Observed(°)	Ideal(°)
1	gN	133	TRP	CB-CG-CD1	7.21	136.38	127.00
1	hv	40	PHE	CB-CG-CD1	7.21	125.85	120.80
1	4k	143	ARG	NE-CZ-NH1	7.21	123.91	120.30
1	57	164	TYR	CB-CG-CD2	-7.21	116.67	121.00
1	6o	169	TYR	CB-CG-CD2	7.21	125.33	121.00
1	8G	163	ASP	CB-CG-OD2	7.21	124.79	118.30
1	bG	169	TYR	CB-CG-CD1	-7.21	116.67	121.00
1	f2	229	ARG	NE-CZ-NH2	-7.21	116.69	120.30
1	k	184	TRP	CB-CG-CD2	7.21	135.98	126.60
1	W	132	ARG	NE-CZ-NH2	-7.21	116.69	120.30
1	9	169	TYR	CB-CG-CD1	-7.21	116.67	121.00
1	gg	154	ARG	NE-CZ-NH2	-7.21	116.69	120.30
1	h4	87	HIS	CA-CB-CG	7.21	125.86	113.60
1	lo	82	ARG	NE-CZ-NH1	7.21	123.91	120.30
1	35	162	ARG	NE-CZ-NH2	7.21	123.91	120.30
1	iF	143	ARG	NE-CZ-NH2	7.21	123.91	120.30
1	ja	187	GLU	OE1-CD-OE2	-7.21	114.65	123.30
1	jJ	51	ASP	CB-CG-OD2	-7.21	111.81	118.30
1	lJ	164	TYR	CB-CG-CD2	-7.21	116.67	121.00
1	3r	173	ARG	NE-CZ-NH1	7.21	123.91	120.30
1	6r	165	VAL	CA-CB-CG1	7.21	121.72	110.90
1	7v	169	TYR	CB-CG-CD1	-7.21	116.67	121.00
1	7C	143	ARG	NE-CZ-NH2	7.21	123.91	120.30
1	8n	215	MET	CG-SD-CE	-7.21	88.66	100.20
1	aM	170	LYS	N-CA-CB	-7.21	97.62	110.60
1	ii	143	ARG	NE-CZ-NH1	7.21	123.91	120.30
1	lP	130	TYR	CG-CD1-CE1	-7.21	115.53	121.30
1	55	167	ARG	NE-CZ-NH1	7.21	123.91	120.30
1	8w	133	TRP	CE2-CD2-CG	-7.21	101.53	107.30
1	5	167	ARG	NE-CZ-NH1	7.21	123.91	120.30
1	lJ	154	ARG	NE-CZ-NH2	-7.21	116.70	120.30
1	kH	83	LEU	CB-CG-CD2	7.21	123.25	111.00
1	lb	165	VAL	CA-CB-CG1	7.21	121.71	110.90
1	3M	197	ASP	CB-CG-OD1	7.21	124.79	118.30
1	4i	24	VAL	CA-CB-CG1	7.21	121.71	110.90
1	5T	100	ARG	CD-NE-CZ	7.21	133.69	123.60
1	6r	70	LYS	CB-CA-C	7.21	124.82	110.40
1	8x	143	ARG	NE-CZ-NH2	-7.21	116.70	120.30
1	8N	66	MET	CG-SD-CE	-7.21	88.67	100.20
1	bo	130	TYR	CB-CG-CD1	7.21	125.33	121.00
1	bp	165	VAL	O-C-N	-7.21	111.17	122.70
1	bY	51	ASP	CB-CG-OD2	7.21	124.79	118.30

Continued on next page...

Continued from previous page...

Mol	Chain	Res	Type	Atoms	Z	Observed(°)	Ideal(°)
1	dO	108	THR	CA-CB-CG2	-7.21	102.31	112.40
1	h	130	TYR	CB-CG-CD1	7.21	125.33	121.00
1	6y	28	GLU	OE1-CD-OE2	-7.21	114.65	123.30
1	6V	173	ARG	NE-CZ-NH2	-7.21	116.70	120.30
1	8m	42	ALA	N-CA-CB	-7.21	100.01	110.10
1	8u	97	ARG	NH1-CZ-NH2	-7.21	111.47	119.40
1	db	163	ASP	CB-CG-OD2	-7.21	111.81	118.30
1	dp	164	TYR	CB-CG-CD2	7.21	125.32	121.00
1	K	18	ARG	CG-CD-NE	-7.21	96.67	111.80
1	hG	163	ASP	CB-CG-OD1	7.21	124.78	118.30
1	2l	100	ARG	NE-CZ-NH2	-7.21	116.70	120.30
1	24	40	PHE	CB-CG-CD1	-7.21	115.76	120.80
1	2F	184	TRP	CB-CG-CD2	-7.21	117.23	126.60
1	49	86	VAL	CA-CB-CG1	7.21	121.71	110.90
1	6i	97	ARG	NE-CZ-NH1	7.21	123.90	120.30
1	7l	82	ARG	NE-CZ-NH1	7.21	123.90	120.30
1	8X	169	TYR	CB-CG-CD2	-7.21	116.68	121.00
1	9U	40	PHE	CB-CG-CD2	-7.21	115.76	120.80
1	ld	164	TYR	CZ-CE2-CD2	-7.21	113.32	119.80
1	cO	165	VAL	O-C-N	-7.21	111.17	122.70
1	dc	154	ARG	NE-CZ-NH2	-7.21	116.70	120.30
1	el	82	ARG	NE-CZ-NH1	-7.21	116.70	120.30
1	fg	82	ARG	NE-CZ-NH2	-7.21	116.70	120.30
1	lD	168	PHE	CB-CG-CD2	-7.20	115.76	120.80
1	h2	107	THR	CA-CB-CG2	-7.20	102.32	112.40
1	iM	143	ARG	NH1-CZ-NH2	-7.20	111.48	119.40
1	3W	65	ALA	N-CA-CB	-7.20	100.02	110.10
1	4l	103	ASP	CB-CG-OD2	7.20	124.78	118.30
1	5f	130	TYR	CB-CG-CD1	7.20	125.32	121.00
1	6t	24	VAL	CA-CB-CG2	-7.20	100.09	110.90
1	a2	161	PHE	CB-CG-CD2	7.20	125.84	120.80
1	aj	82	ARG	NE-CZ-NH1	7.20	123.90	120.30
1	aH	163	ASP	CB-CG-OD2	7.20	124.78	118.30
1	15	173	ARG	NH1-CZ-NH2	-7.20	111.48	119.40
1	hF	145	TYR	CB-CG-CD1	7.20	125.32	121.00
1	hN	163	ASP	CB-CG-OD2	7.20	124.78	118.30
1	lV	162	ARG	NH1-CZ-NH2	-7.20	111.48	119.40
1	5F	100	ARG	NE-CZ-NH1	7.20	123.90	120.30
1	8C	132	ARG	NE-CZ-NH1	7.20	123.90	120.30
1	0	145	TYR	CG-CD1-CE1	-7.20	115.54	121.30
1	hM	31	ALA	CB-CA-C	7.20	120.90	110.10
1	ij	162	ARG	NE-CZ-NH2	7.20	123.90	120.30

Continued on next page...

Continued from previous page...

Mol	Chain	Res	Type	Atoms	Z	Observed(°)	Ideal(°)
1	jK	166	ASP	CB-CG-OD2	7.20	124.78	118.30
1	jK	214	MET	CG-SD-CE	-7.20	88.68	100.20
1	jU	81	ASP	CB-CG-OD1	-7.20	111.82	118.30
1	jU	143	ARG	NE-CZ-NH2	-7.20	116.70	120.30
1	kI	164	TYR	CB-CG-CD2	-7.20	116.68	121.00
1	2u	133	TRP	CH2-CZ2-CE2	-7.20	110.20	117.40
1	4f	167	ARG	NE-CZ-NH2	7.20	123.90	120.30
1	a9	154	ARG	NE-CZ-NH1	7.20	123.90	120.30
1	cf	100	ARG	NE-CZ-NH2	7.20	123.90	120.30
1	1z	200	THR	CA-CB-CG2	7.20	122.48	112.40
1	C	145	TYR	CB-CG-CD2	7.20	125.32	121.00
1	D	81	ASP	CB-CG-OD1	7.20	124.78	118.30
1	iu	229	ARG	NE-CZ-NH1	7.20	123.90	120.30
1	lg	18	ARG	NE-CZ-NH1	7.20	123.90	120.30
1	lv	132	ARG	NE-CZ-NH1	7.20	123.90	120.30
1	37	161	PHE	CB-CG-CD2	-7.20	115.76	120.80
1	4m	11	VAL	CG1-CB-CG2	7.20	122.42	110.90
1	6Z	132	ARG	NE-CZ-NH1	7.20	123.90	120.30
1	8w	40	PHE	CB-CG-CD1	7.20	125.84	120.80
1	9n	163	ASP	CB-CG-OD2	7.20	124.78	118.30
1	ai	163	ASP	CB-CG-OD2	7.20	124.78	118.30
1	aK	186	THR	CA-CB-CG2	-7.20	102.32	112.40
1	fN	133	TRP	CB-CG-CD2	-7.20	117.24	126.60
1	H	145	TYR	CB-CG-CD2	-7.20	116.68	121.00
1	lH	162	ARG	NE-CZ-NH1	7.20	123.90	120.30
1	2V	229	ARG	NE-CZ-NH1	7.20	123.90	120.30
1	9o	154	ARG	NE-CZ-NH2	-7.20	116.70	120.30
1	gI	6	LEU	O-C-N	-7.20	111.19	122.70
1	iQ	168	PHE	CB-CG-CD1	-7.20	115.76	120.80
1	iR	40	PHE	CB-CG-CD2	-7.20	115.76	120.80
1	jn	97	ARG	NE-CZ-NH2	-7.20	116.70	120.30
1	lb	229	ARG	NE-CZ-NH2	-7.20	116.70	120.30
1	3y	130	TYR	CB-CG-CD1	-7.20	116.68	121.00
1	8d	130	TYR	CB-CG-CD2	-7.20	116.68	121.00
1	cI	132	ARG	NE-CZ-NH2	-7.20	116.70	120.30
1	dU	168	PHE	CB-CG-CD1	-7.20	115.76	120.80
1	fl	197	ASP	CB-CG-OD2	7.20	124.78	118.30
1	fM	163	ASP	CB-CG-OD1	7.20	124.78	118.30
1	1J	88	ALA	N-CA-CB	-7.19	100.03	110.10
1	hU	161	PHE	CB-CG-CD1	7.19	125.84	120.80
1	4F	145	TYR	CB-CG-CD2	7.19	125.32	121.00
1	64	97	ARG	NE-CZ-NH1	7.19	123.90	120.30

Continued on next page...

Continued from previous page...

Mol	Chain	Res	Type	Atoms	Z	Observed(°)	Ideal(°)
1	9B	32	PHE	CB-CG-CD1	7.19	125.84	120.80
1	eo	145	TYR	CG-CD2-CE2	-7.19	115.55	121.30
1	gg	164	TYR	CB-CG-CD1	7.19	125.31	121.00
1	gz	197	ASP	CB-CG-OD1	7.19	124.77	118.30
1	jQ	215	MET	CG-SD-CE	-7.19	88.69	100.20
1	20	18	ARG	NE-CZ-NH2	7.19	123.90	120.30
1	7W	143	ARG	NE-CZ-NH2	7.19	123.90	120.30
1	ba	229	ARG	NE-CZ-NH2	-7.19	116.70	120.30
1	1A	143	ARG	NH1-CZ-NH2	-7.19	111.49	119.40
1	hn	169	TYR	CB-CG-CD1	7.19	125.31	121.00
1	hs	215	MET	CG-SD-CE	7.19	111.70	100.20
1	hL	229	ARG	NE-CZ-NH2	-7.19	116.70	120.30
1	1S	48	THR	CA-CB-CG2	-7.19	102.33	112.40
1	jq	187	GLU	OE1-CD-OE2	-7.19	114.67	123.30
1	1W	164	TYR	CB-CG-CD2	-7.19	116.69	121.00
1	5y	18	ARG	NH1-CZ-NH2	-7.19	111.49	119.40
1	6s	167	ARG	NE-CZ-NH2	7.19	123.89	120.30
1	8Y	100	ARG	NH1-CZ-NH2	-7.19	111.49	119.40
1	9Z	55	MET	CG-SD-CE	-7.19	88.70	100.20
1	b1	18	ARG	NE-CZ-NH2	7.19	123.90	120.30
1	bA	154	ARG	NE-CZ-NH2	-7.19	116.70	120.30
1	cd	173	ARG	NE-CZ-NH1	7.19	123.89	120.30
1	en	118	MET	CG-SD-CE	-7.19	88.69	100.20
1	i5	197	ASP	CB-CG-OD2	-7.19	111.83	118.30
1	2H	197	ASP	CB-CG-OD1	7.19	124.77	118.30
1	3v	100	ARG	NE-CZ-NH2	-7.19	116.71	120.30
1	45	187	GLU	OE1-CD-OE2	-7.19	114.67	123.30
1	5B	163	ASP	CB-CG-OD2	7.19	124.77	118.30
1	5K	161	PHE	CB-CG-CD2	-7.19	115.77	120.80
1	9M	161	PHE	CB-CG-CD1	7.19	125.83	120.80
1	cG	80	TRP	CD1-NE1-CE2	7.19	115.47	109.00
1	dv	143	ARG	NE-CZ-NH2	-7.19	116.70	120.30
1	ev	162	ARG	NH1-CZ-NH2	-7.19	111.49	119.40
1	1B	130	TYR	CZ-CE2-CD2	-7.19	113.33	119.80
1	z	82	ARG	NE-CZ-NH2	-7.19	116.70	120.30
1	W	130	TYR	CD1-CG-CD2	-7.19	109.99	117.90
1	ho	205	LEU	CB-CG-CD1	7.19	123.22	111.00
1	2k	108	THR	CA-CB-CG2	-7.19	102.34	112.40
1	33	66	MET	CG-SD-CE	-7.19	88.70	100.20
1	4j	18	ARG	NE-CZ-NH1	7.19	123.89	120.30
1	94	145	TYR	CB-CG-CD1	7.19	125.31	121.00
1	bg	130	TYR	CB-CG-CD1	7.19	125.31	121.00

Continued on next page...

Continued from previous page...

Mol	Chain	Res	Type	Atoms	Z	Observed(°)	Ideal(°)
1	c1	168	PHE	CB-CG-CD2	-7.19	115.77	120.80
1	cc	128	GLU	OE1-CD-OE2	-7.19	114.67	123.30
1	cG	117	TRP	CD1-CG-CD2	-7.19	100.55	106.30
1	e6	100	ARG	CD-NE-CZ	7.19	133.66	123.60
1	h0	51	ASP	CB-CG-OD1	7.19	124.77	118.30
1	kJ	81	ASP	CB-CG-OD1	7.19	124.77	118.30
1	lD	107	THR	O-C-N	-7.19	111.20	122.70
1	7H	23	TRP	CD1-CG-CD2	-7.19	100.55	106.30
1	jm	103	ASP	CB-CG-OD2	7.18	124.77	118.30
1	2L	57	ASN	O-C-N	-7.18	111.20	122.70
1	2W	97	ARG	NE-CZ-NH1	7.18	123.89	120.30
1	4f	167	ARG	NE-CZ-NH1	7.18	123.89	120.30
1	7E	81	ASP	CB-CG-OD2	7.18	124.77	118.30
1	fK	97	ARG	NE-CZ-NH1	7.18	123.89	120.30
1	fS	132	ARG	NE-CZ-NH2	-7.18	116.71	120.30
1	i7	168	PHE	CB-CG-CD2	-7.18	115.77	120.80
1	iK	161	PHE	CB-CG-CD2	-7.18	115.77	120.80
1	lm	40	PHE	CB-CG-CD2	-7.18	115.77	120.80
1	lw	130	TYR	CB-CG-CD2	7.18	125.31	121.00
1	lD	40	PHE	CB-CG-CD1	7.18	125.83	120.80
1	2F	24	VAL	CG1-CB-CG2	-7.18	99.41	110.90
1	3v	98	GLU	OE1-CD-OE2	-7.18	114.68	123.30
1	79	32	PHE	CG-CD1-CE1	7.18	128.70	120.80
1	8u	132	ARG	NE-CZ-NH2	-7.18	116.71	120.30
1	8M	117	TRP	CD1-CG-CD2	-7.18	100.55	106.30
1	Z	81	ASP	CB-CG-OD2	-7.18	111.83	118.30
1	bC	164	TYR	CG-CD1-CE1	-7.18	115.56	121.30
1	bY	4	GLN	N-CA-CB	7.18	123.53	110.60
1	cP	161	PHE	CB-CG-CD1	-7.18	115.77	120.80
1	d0	130	TYR	CD1-CE1-CZ	-7.18	113.34	119.80
1	dj	169	TYR	CG-CD2-CE2	7.18	127.05	121.30
1	eu	82	ARG	CG-CD-NE	-7.18	96.72	111.80
1	g1	40	PHE	CB-CG-CD1	-7.18	115.77	120.80
1	jB	103	ASP	CB-CG-OD2	-7.18	111.84	118.30
1	gn	23	TRP	CB-CG-CD1	-7.18	117.67	127.00
1	3Y	214	MET	O-C-N	-7.18	111.21	122.70
1	bO	165	VAL	CG1-CB-CG2	-7.18	99.41	110.90
1	cB	130	TYR	CB-CG-CD1	7.18	125.31	121.00
1	1g	68	MET	CG-SD-CE	-7.18	88.71	100.20
1	gx	164	TYR	CB-CG-CD2	-7.18	116.69	121.00
1	h1	68	MET	CG-SD-CE	-7.18	88.72	100.20
1	2z	10	MET	CG-SD-CE	-7.18	88.72	100.20

Continued on next page...

Continued from previous page...

Mol	Chain	Res	Type	Atoms	Z	Observed(°)	Ideal(°)
1	33	151	LEU	CB-CG-CD2	7.18	123.20	111.00
1	4p	113	GLU	OE1-CD-OE2	-7.18	114.69	123.30
1	5G	210	THR	CA-CB-CG2	7.18	122.45	112.40
1	7P	103	ASP	CB-CG-OD2	7.18	124.76	118.30
1	9c	169	TYR	CB-CG-CD1	-7.18	116.69	121.00
1	cG	167	ARG	NE-CZ-NH2	7.18	123.89	120.30
1	kS	10	MET	CG-SD-CE	-7.18	88.72	100.20
1	4z	164	TYR	CB-CG-CD1	-7.18	116.69	121.00
1	6F	130	TYR	CD1-CE1-CZ	7.18	126.26	119.80
1	7q	214	MET	CG-SD-CE	-7.18	88.72	100.20
1	8Q	196	PRO	N-CA-CB	7.18	111.91	103.30
1	9t	18	ARG	NE-CZ-NH1	7.18	123.89	120.30
1	9v	154	ARG	NE-CZ-NH1	7.18	123.89	120.30
1	9I	32	PHE	CB-CG-CD2	-7.18	115.78	120.80
1	bW	132	ARG	CD-NE-CZ	-7.18	113.55	123.60
1	cP	96	MET	CG-SD-CE	-7.18	88.72	100.20
1	dz	82	ARG	NH1-CZ-NH2	-7.18	111.51	119.40
1	dP	133	TRP	CB-CG-CD1	7.18	136.33	127.00
1	ei	130	TYR	CB-CG-CD1	7.18	125.31	121.00
1	fL	184	TRP	CH2-CZ2-CE2	7.18	124.58	117.40
1	fW	82	ARG	NH1-CZ-NH2	-7.18	111.51	119.40
1	gt	32	PHE	CB-CG-CD2	-7.17	115.78	120.80
1	gD	36	VAL	CG1-CB-CG2	-7.17	99.42	110.90
1	gY	173	ARG	NE-CZ-NH1	7.17	123.89	120.30
1	2X	55	MET	CG-SD-CE	-7.17	88.72	100.20
1	3b	173	ARG	CD-NE-CZ	7.17	133.64	123.60
1	4s	145	TYR	CB-CG-CD2	-7.17	116.70	121.00
1	7J	149	SER	N-CA-CB	7.17	121.26	110.50
1	7V	119	THR	CA-CB-CG2	-7.17	102.36	112.40
1	9a	32	PHE	CB-CG-CD2	7.17	125.82	120.80
1	9c	68	MET	CG-SD-CE	-7.17	88.72	100.20
1	9X	164	TYR	CB-CG-CD2	-7.17	116.70	121.00
1	ax	23	TRP	CA-CB-CG	7.17	127.33	113.70
1	cs	197	ASP	CB-CG-OD1	-7.17	111.84	118.30
1	eV	162	ARG	NE-CZ-NH2	-7.17	116.71	120.30
1	f	148	THR	CA-CB-CG2	-7.17	102.36	112.40
1	lM	216	THR	CA-CB-CG2	-7.17	102.36	112.40
1	2g	177	ALA	N-CA-CB	-7.17	100.06	110.10
1	4f	180	GLU	O-C-N	-7.17	111.22	122.70
1	5e	175	GLU	CB-CA-C	7.17	124.75	110.40
1	5P	132	ARG	NH1-CZ-NH2	-7.17	111.51	119.40
1	G	167	ARG	NE-CZ-NH1	7.17	123.89	120.30

Continued on next page...

Continued from previous page...

Mol	Chain	Res	Type	Atoms	Z	Observed(°)	Ideal(°)
1	K	154	ARG	NH1-CZ-NH2	-7.17	111.51	119.40
1	gw	152	ASP	CB-CG-OD2	7.17	124.75	118.30
1	gG	168	PHE	CB-CG-CD2	-7.17	115.78	120.80
1	gR	175	GLU	OE1-CD-OE2	-7.17	114.69	123.30
1	1U	173	ARG	NE-CZ-NH1	-7.17	116.71	120.30
1	k2	168	PHE	CB-CG-CD2	7.17	125.82	120.80
1	lu	154	ARG	NE-CZ-NH1	7.17	123.89	120.30
1	4c	82	ARG	NE-CZ-NH2	7.17	123.89	120.30
1	5W	162	ARG	NH1-CZ-NH2	-7.17	111.51	119.40
1	79	154	ARG	NE-CZ-NH2	7.17	123.89	120.30
1	7r	143	ARG	NE-CZ-NH1	7.17	123.89	120.30
1	9j	162	ARG	CD-NE-CZ	7.17	133.64	123.60
1	aj	97	ARG	NE-CZ-NH2	-7.17	116.72	120.30
1	e5	32	PHE	CB-CG-CD1	7.17	125.82	120.80
1	el	51	ASP	CB-CG-OD2	-7.17	111.85	118.30
1	eR	159	GLU	OE1-CD-OE2	-7.17	114.69	123.30
1	A	171	THR	O-C-N	-7.17	111.22	122.70
1	lw	215	MET	CG-SD-CE	-7.17	88.73	100.20
1	6l	32	PHE	CB-CG-CD2	-7.17	115.78	120.80
1	7k	143	ARG	NE-CZ-NH2	-7.17	116.72	120.30
1	Y	80	TRP	CD1-NE1-CE2	7.17	115.45	109.00
1	gv	86	VAL	CA-CB-CG2	7.17	121.65	110.90
1	gv	162	ARG	NH1-CZ-NH2	-7.17	111.52	119.40
1	1G	229	ARG	NH1-CZ-NH2	-7.17	111.51	119.40
1	ky	161	PHE	CB-CG-CD1	-7.17	115.78	120.80
1	54	143	ARG	NE-CZ-NH2	-7.17	116.72	120.30
1	9N	174	ALA	N-CA-CB	-7.17	100.06	110.10
1	cQ	103	ASP	CB-CG-OD2	7.17	124.75	118.30
1	cZ	97	ARG	NH1-CZ-NH2	-7.17	111.51	119.40
1	eP	51	ASP	CB-CG-OD1	-7.17	111.85	118.30
1	f4	185	MET	CA-CB-CG	7.17	125.49	113.30
1	c	64	ALA	N-CA-CB	-7.17	100.06	110.10
1	4	75	GLU	OE1-CD-OE2	-7.17	114.70	123.30
1	iK	167	ARG	NE-CZ-NH1	7.17	123.88	120.30
1	ll	55	MET	CG-SD-CE	-7.17	88.73	100.20
1	4g	229	ARG	NH1-CZ-NH2	-7.17	111.52	119.40
1	5i	194	ALA	N-CA-CB	-7.17	100.07	110.10
1	5V	88	ALA	CB-CA-C	7.17	120.85	110.10
1	66	119	THR	CA-CB-CG2	-7.17	102.37	112.40
1	6h	162	ARG	NE-CZ-NH2	7.17	123.88	120.30
1	7t	82	ARG	NE-CZ-NH1	7.17	123.88	120.30
1	9T	81	ASP	CB-CG-OD1	7.17	124.75	118.30

Continued on next page...

Continued from previous page...

Mol	Chain	Res	Type	Atoms	Z	Observed(°)	Ideal(°)
1	1u	132	ARG	NE-CZ-NH1	7.17	123.88	120.30
1	1v	143	ARG	CD-NE-CZ	7.17	133.63	123.60
1	ft	118	MET	CG-SD-CE	-7.17	88.73	100.20
1	fF	169	TYR	CB-CG-CD1	-7.17	116.70	121.00
1	fZ	143	ARG	NE-CZ-NH1	7.17	123.88	120.30
1	lq	180	GLU	OE1-CD-OE2	-7.17	114.70	123.30
1	5P	23	TRP	CB-CG-CD1	-7.17	117.69	127.00
1	be	132	ARG	NE-CZ-NH1	7.17	123.88	120.30
1	jE	167	ARG	NE-CZ-NH2	-7.16	116.72	120.30
1	jG	164	TYR	CB-CG-CD1	-7.16	116.70	121.00
1	k3	100	ARG	NE-CZ-NH1	7.16	123.88	120.30
1	ll	162	ARG	NE-CZ-NH2	-7.16	116.72	120.30
1	3Z	32	PHE	CB-CG-CD2	-7.16	115.78	120.80
1	4C	154	ARG	NE-CZ-NH2	-7.16	116.72	120.30
1	5F	132	ARG	NE-CZ-NH2	-7.16	116.72	120.30
1	5L	18	ARG	NE-CZ-NH1	7.16	123.88	120.30
1	6Z	197	ASP	CB-CG-OD1	7.16	124.75	118.30
1	a4	145	TYR	CB-CG-CD1	7.16	125.30	121.00
1	by	48	THR	CA-CB-CG2	-7.16	102.37	112.40
1	bT	171	THR	N-CA-CB	7.16	123.91	110.30
1	cr	130	TYR	CG-CD1-CE1	-7.16	115.57	121.30
1	cB	154	ARG	NE-CZ-NH1	7.16	123.88	120.30
1	k2	186	THR	CA-CB-CG2	-7.16	102.37	112.40
1	2v	228	ALA	N-CA-CB	-7.16	100.07	110.10
1	32	169	TYR	CZ-CE2-CD2	-7.16	113.35	119.80
1	8Q	40	PHE	CB-CG-CD2	-7.16	115.79	120.80
1	aj	197	ASP	CB-CG-OD2	7.16	124.75	118.30
1	bC	185	MET	CG-SD-CE	-7.16	88.74	100.20
1	dX	173	ARG	NE-CZ-NH1	7.16	123.88	120.30
1	g2	149	SER	N-CA-CB	7.16	121.24	110.50
1	g8	130	TYR	CB-CG-CD2	-7.16	116.70	121.00
1	g9	97	ARG	NH1-CZ-NH2	-7.16	111.52	119.40
1	ix	128	GLU	O-C-N	-7.16	111.24	122.70
1	iS	32	PHE	CB-CG-CD1	-7.16	115.79	120.80
1	jZ	169	TYR	CB-CG-CD1	7.16	125.30	121.00
1	4N	82	ARG	NE-CZ-NH2	7.16	123.88	120.30
1	4V	100	ARG	NE-CZ-NH2	-7.16	116.72	120.30
1	59	59	VAL	CA-CB-CG2	-7.16	100.16	110.90
1	6f	119	THR	CA-CB-CG2	-7.16	102.37	112.40
1	7h	92	GLU	OE1-CD-OE2	-7.16	114.71	123.30
1	9t	130	TYR	CB-CG-CD1	-7.16	116.70	121.00
1	bk	18	ARG	NE-CZ-NH2	-7.16	116.72	120.30

Continued on next page...

Continued from previous page...

Mol	Chain	Res	Type	Atoms	Z	Observed(°)	Ideal(°)
1	bF	97	ARG	NH1-CZ-NH2	-7.16	111.52	119.40
1	cW	148	THR	CA-CB-CG2	-7.16	102.37	112.40
1	et	169	TYR	CB-CG-CD1	-7.16	116.70	121.00
1	1r	171	THR	CA-CB-CG2	-7.16	102.38	112.40
1	fF	51	ASP	CB-CG-OD2	-7.16	111.86	118.30
1	u	80	TRP	CE2-CD2-CG	-7.16	101.57	107.30
1	1E	229	ARG	NE-CZ-NH1	7.16	123.88	120.30
1	hl	164	TYR	CB-CG-CD1	-7.16	116.70	121.00
1	hE	161	PHE	CD1-CE1-CZ	-7.16	111.51	120.10
1	j1	32	PHE	CB-CG-CD2	-7.16	115.79	120.80
1	2B	18	ARG	NE-CZ-NH2	-7.16	116.72	120.30
1	3U	107	THR	CA-CB-CG2	7.16	122.42	112.40
1	5X	80	TRP	CA-CB-CG	7.16	127.30	113.70
1	aa	100	ARG	NE-CZ-NH1	7.16	123.88	120.30
1	aY	132	ARG	NE-CZ-NH2	-7.16	116.72	120.30
1	1o	229	ARG	NE-CZ-NH1	7.16	123.88	120.30
1	g2	51	ASP	CB-CG-OD1	7.16	124.74	118.30
1	hg	229	ARG	NE-CZ-NH2	7.16	123.88	120.30
1	2E	107	THR	CA-CB-CG2	-7.16	102.38	112.40
1	7c	143	ARG	CD-NE-CZ	-7.16	113.58	123.60
1	iS	97	ARG	NH1-CZ-NH2	-7.16	111.53	119.40
1	ll	81	ASP	CB-CG-OD1	-7.16	111.86	118.30
1	lo	10	MET	CG-SD-CE	-7.16	88.75	100.20
1	3J	143	ARG	NE-CZ-NH1	7.16	123.88	120.30
1	6f	10	MET	CG-SD-CE	-7.16	88.75	100.20
1	6p	196	PRO	N-CD-CG	7.16	113.93	103.20
1	7J	143	ARG	NE-CZ-NH1	7.16	123.88	120.30
1	8Z	90	PRO	N-CA-CB	7.16	111.89	103.30
1	1f	86	VAL	CA-CB-CG1	-7.16	100.17	110.90
1	eS	143	ARG	NH1-CZ-NH2	-7.16	111.53	119.40
1	kF	143	ARG	NE-CZ-NH1	7.15	123.88	120.30
1	cF	11	VAL	CA-CB-CG1	-7.15	100.17	110.90
1	dl	18	ARG	NE-CZ-NH1	7.15	123.88	120.30
1	eb	132	ARG	NE-CZ-NH2	-7.15	116.72	120.30
1	x	144	MET	CG-SD-CE	-7.15	88.75	100.20
1	ht	132	ARG	NE-CZ-NH1	7.15	123.88	120.30
1	iC	97	ARG	NE-CZ-NH2	-7.15	116.72	120.30
1	kr	197	ASP	CB-CG-OD2	-7.15	111.86	118.30
1	kx	21	ASN	O-C-N	-7.15	111.26	122.70
1	4z	130	TYR	CB-CG-CD2	-7.15	116.71	121.00
1	5f	40	PHE	CB-CG-CD1	-7.15	115.79	120.80
1	d	71	GLU	OE1-CD-OE2	-7.15	114.72	123.30

Continued on next page...

Continued from previous page...

Mol	Chain	Res	Type	Atoms	Z	Observed(°)	Ideal(°)
1	hq	143	ARG	NE-CZ-NH1	-7.15	116.72	120.30
1	2d	130	TYR	CG-CD2-CE2	7.15	127.02	121.30
1	3v	130	TYR	CB-CG-CD1	7.15	125.29	121.00
1	5e	32	PHE	CB-CG-CD1	-7.15	115.80	120.80
1	8H	132	ARG	CD-NE-CZ	7.15	133.61	123.60
1	8S	209	ALA	N-CA-CB	7.15	120.11	110.10
1	9H	66	MET	CG-SD-CE	-7.15	88.76	100.20
1	a0	163	ASP	CB-CG-OD2	-7.15	111.86	118.30
1	bU	169	TYR	CB-CG-CD2	-7.15	116.71	121.00
1	cz	100	ARG	NE-CZ-NH2	-7.15	116.72	120.30
1	1u	130	TYR	CD1-CE1-CZ	7.15	126.24	119.80
1	L	79	GLU	OE1-CD-OE2	-7.15	114.72	123.30
1	h8	168	PHE	CB-CG-CD1	7.15	125.80	120.80
1	2K	23	TRP	CA-CB-CG	7.15	127.28	113.70
1	5n	197	ASP	CB-CG-OD1	7.15	124.73	118.30
1	68	132	ARG	NE-CZ-NH1	7.15	123.88	120.30
1	7Q	75	GLU	OE1-CD-OE2	-7.15	114.72	123.30
1	8B	132	ARG	NE-CZ-NH2	-7.15	116.73	120.30
1	aC	40	PHE	CB-CG-CD2	7.15	125.80	120.80
1	aK	145	TYR	CB-CG-CD2	-7.15	116.71	121.00
1	c4	229	ARG	NE-CZ-NH2	7.15	123.87	120.30
1	dJ	154	ARG	NE-CZ-NH2	-7.15	116.73	120.30
1	ey	197	ASP	CB-CG-OD2	7.15	124.73	118.30
1	fl	133	TRP	NE1-CE2-CD2	-7.15	100.15	107.30
1	ge	168	PHE	CB-CG-CD1	-7.15	115.80	120.80
1	2a	133	TRP	CB-CG-CD2	-7.15	117.31	126.60
1	3T	167	ARG	NE-CZ-NH1	7.15	123.87	120.30
1	6k	154	ARG	NE-CZ-NH1	7.15	123.87	120.30
1	9T	98	GLU	OE1-CD-OE2	-7.15	114.72	123.30
1	b9	185	MET	CG-SD-CE	-7.15	88.77	100.20
1	bN	81	ASP	CB-CG-OD2	-7.15	111.87	118.30
1	dc	167	ARG	NE-CZ-NH2	-7.15	116.73	120.30
1	1w	168	PHE	CB-CG-CD2	7.15	125.80	120.80
1	fv	226	HIS	O-C-N	-7.15	111.26	122.70
1	fy	154	ARG	NH1-CZ-NH2	-7.15	111.54	119.40
1	fW	142	VAL	CA-CB-CG1	7.15	121.62	110.90
1	jP	168	PHE	CB-CG-CD2	-7.15	115.80	120.80
1	kD	143	ARG	NE-CZ-NH2	-7.15	116.73	120.30
1	6B	229	ARG	NE-CZ-NH1	7.15	123.87	120.30
1	a3	118	MET	CG-SD-CE	-7.15	88.77	100.20
1	cZ	187	GLU	OE1-CD-OE2	-7.15	114.72	123.30
1	fw	103	ASP	CB-CG-OD1	7.15	124.73	118.30

Continued on next page...

Continued from previous page...

Mol	Chain	Res	Type	Atoms	Z	Observed(°)	Ideal(°)
1	gi	55	MET	CG-SD-CE	-7.14	88.77	100.20
1	hK	194	ALA	N-CA-CB	7.14	120.10	110.10
1	hS	130	TYR	CB-CG-CD2	-7.14	116.71	121.00
1	if	10	MET	N-CA-C	7.14	130.29	111.00
1	jS	65	ALA	O-C-N	-7.14	111.27	122.70
1	ll	169	TYR	CB-CG-CD1	-7.14	116.71	121.00
1	2t	73	ILE	CA-CB-CG1	7.14	124.58	111.00
1	4Z	161	PHE	CB-CG-CD2	7.14	125.80	120.80
1	5p	185	MET	CG-SD-CE	-7.14	88.77	100.20
1	5E	163	ASP	CB-CG-OD2	-7.14	111.87	118.30
1	67	168	PHE	CB-CG-CD2	7.14	125.80	120.80
1	6y	162	ARG	NE-CZ-NH1	7.14	123.87	120.30
1	76	100	ARG	NE-CZ-NH1	7.14	123.87	120.30
1	a8	132	ARG	NE-CZ-NH1	7.14	123.87	120.30
1	az	174	ALA	N-CA-CB	7.14	120.10	110.10
1	cn	80	TRP	CG-CD1-NE1	-7.14	102.96	110.10
1	ea	167	ARG	NE-CZ-NH2	7.14	123.87	120.30
1	f1	190	LEU	CB-CG-CD2	7.14	123.15	111.00
1	n	132	ARG	NE-CZ-NH1	7.14	123.87	120.30
1	q	143	ARG	NE-CZ-NH1	-7.14	116.73	120.30
1	hH	164	TYR	CB-CG-CD1	7.14	125.29	121.00
1	iL	51	ASP	CB-CG-OD1	-7.14	111.87	118.30
1	iZ	143	ARG	NE-CZ-NH1	7.14	123.87	120.30
1	jE	59	VAL	CA-CB-CG1	-7.14	100.19	110.90
1	kP	164	TYR	CB-CG-CD2	-7.14	116.71	121.00
1	lz	143	ARG	NE-CZ-NH1	7.14	123.87	120.30
1	64	24	VAL	CB-CA-C	7.14	124.97	111.40
1	6C	27	VAL	CG1-CB-CG2	-7.14	99.47	110.90
1	7V	40	PHE	CB-CG-CD1	-7.14	115.80	120.80
1	9l	32	PHE	CB-CG-CD1	-7.14	115.80	120.80
1	aa	204	ALA	CB-CA-C	-7.14	99.39	110.10
1	cF	154	ARG	NH1-CZ-NH2	-7.14	111.54	119.40
1	1Y	31	ALA	CB-CA-C	7.14	120.81	110.10
1	jV	108	THR	N-CA-CB	7.14	123.87	110.30
1	l5	143	ARG	NE-CZ-NH2	-7.14	116.73	120.30
1	5c	118	MET	CG-SD-CE	-7.14	88.78	100.20
1	6g	32	PHE	CD1-CG-CD2	-7.14	109.02	118.30
1	9N	68	MET	CG-SD-CE	-7.14	88.77	100.20
1	9P	100	ARG	NE-CZ-NH1	7.14	123.87	120.30
1	dB	154	ARG	NH1-CZ-NH2	7.14	127.25	119.40
1	i7	168	PHE	CB-CG-CD1	7.14	125.80	120.80
1	ii	24	VAL	CA-CB-CG2	-7.14	100.19	110.90

Continued on next page...

Continued from previous page...

Mol	Chain	Res	Type	Atoms	Z	Observed(°)	Ideal(°)
1	ku	48	THR	CA-CB-CG2	-7.14	102.41	112.40
1	kX	213	GLU	OE1-CD-OE2	-7.14	114.73	123.30
1	l4	149	SER	N-CA-CB	7.14	121.21	110.50
1	2c	173	ARG	NE-CZ-NH1	7.14	123.87	120.30
1	2P	133	TRP	CE3-CZ3-CH2	-7.14	113.35	121.20
1	6P	143	ARG	NE-CZ-NH1	7.14	123.87	120.30
1	86	167	ARG	NE-CZ-NH2	-7.14	116.73	120.30
1	8q	130	TYR	CG-CD2-CE2	-7.14	115.59	121.30
1	az	154	ARG	NE-CZ-NH1	7.14	123.87	120.30
1	aP	100	ARG	NE-CZ-NH2	-7.14	116.73	120.30
1	cF	133	TRP	NE1-CE2-CD2	7.14	114.44	107.30
1	eB	47	ALA	CB-CA-C	7.14	120.81	110.10
1	fZ	77	ALA	N-CA-CB	-7.14	100.11	110.10
1	iN	117	TRP	CE2-CD2-CG	-7.14	101.59	107.30
1	iS	161	PHE	CB-CG-CD2	-7.14	115.80	120.80
1	iW	43	LEU	CB-CG-CD2	7.14	123.13	111.00
1	2s	40	PHE	CB-CG-CD1	7.14	125.80	120.80
1	4A	167	ARG	NE-CZ-NH2	-7.14	116.73	120.30
1	6B	173	ARG	NE-CZ-NH1	-7.14	116.73	120.30
1	bT	229	ARG	NE-CZ-NH2	-7.14	116.73	120.30
1	dE	186	THR	CA-CB-CG2	-7.14	102.41	112.40
1	er	154	ARG	NE-CZ-NH1	7.14	123.87	120.30
1	eE	163	ASP	CB-CG-OD1	7.14	124.72	118.30
1	P	18	ARG	NE-CZ-NH1	7.14	123.87	120.30
1	1V	132	ARG	NH1-CZ-NH2	-7.14	111.55	119.40
1	2K	163	ASP	CB-CG-OD2	7.14	124.72	118.30
1	2V	173	ARG	NE-CZ-NH1	7.14	123.87	120.30
1	5P	130	TYR	CG-CD1-CE1	-7.14	115.59	121.30
1	6t	154	ARG	NE-CZ-NH2	-7.14	116.73	120.30
1	ap	164	TYR	CB-CG-CD2	-7.14	116.72	121.00
1	bf	96	MET	CG-SD-CE	-7.14	88.78	100.20
1	bZ	39	MET	CG-SD-CE	-7.14	88.78	100.20
1	dI	23	TRP	CB-CG-CD2	7.14	135.88	126.60
1	es	82	ARG	NH1-CZ-NH2	-7.14	111.55	119.40
1	fE	143	ARG	NE-CZ-NH2	-7.14	116.73	120.30
1	fJ	229	ARG	NE-CZ-NH2	7.14	123.87	120.30
1	fg	143	ARG	NE-CZ-NH2	-7.13	116.73	120.30
1	2r	68	MET	CG-SD-CE	-7.13	88.79	100.20
1	8c	10	MET	CG-SD-CE	-7.13	88.78	100.20
1	8m	173	ARG	NH1-CZ-NH2	-7.13	111.55	119.40
1	96	58	THR	O-C-N	-7.13	111.29	122.70
1	13	132	ARG	NE-CZ-NH2	-7.13	116.73	120.30

Continued on next page...

Continued from previous page...

Mol	Chain	Res	Type	Atoms	Z	Observed(°)	Ideal(°)
1	1e	168	PHE	CB-CG-CD2	-7.13	115.81	120.80
1	ct	161	PHE	CB-CG-CD2	-7.13	115.81	120.80
1	cP	76	GLU	OE1-CD-OE2	-7.13	114.74	123.30
1	dd	27	VAL	CA-CB-CG2	-7.13	100.20	110.90
1	dM	229	ARG	NE-CZ-NH1	-7.13	116.73	120.30
1	dT	40	PHE	CB-CG-CD1	-7.13	115.81	120.80
1	gI	143	ARG	NE-CZ-NH2	-7.13	116.73	120.30
1	h0	18	ARG	NE-CZ-NH2	-7.13	116.73	120.30
1	1Y	173	ARG	NE-CZ-NH2	7.13	123.87	120.30
1	lw	32	PHE	CB-CG-CD2	7.13	125.79	120.80
1	49	124	ILE	CG1-CB-CG2	-7.13	95.71	111.40
1	4F	132	ARG	NE-CZ-NH2	7.13	123.87	120.30
1	ai	168	PHE	CG-CD2-CE2	7.13	128.65	120.80
1	d1	39	MET	CG-SD-CE	-7.13	88.79	100.20
1	dd	51	ASP	CB-CG-OD2	7.13	124.72	118.30
1	hg	152	ASP	CB-CG-OD1	7.13	124.72	118.30
1	hI	88	ALA	N-CA-CB	-7.13	100.11	110.10
1	hT	163	ASP	CB-CG-OD1	-7.13	111.88	118.30
1	i8	81	ASP	CB-CG-OD1	-7.13	111.88	118.30
1	3c	82	ARG	NE-CZ-NH1	7.13	123.87	120.30
1	4L	173	ARG	NE-CZ-NH2	-7.13	116.73	120.30
1	6L	209	ALA	N-CA-CB	7.13	120.08	110.10
1	bX	18	ARG	NH1-CZ-NH2	-7.13	111.56	119.40
1	1n	100	ARG	NE-CZ-NH1	7.13	123.86	120.30
1	hw	167	ARG	NE-CZ-NH2	7.13	123.86	120.30
1	iF	18	ARG	NE-CZ-NH1	7.13	123.86	120.30
1	ki	96	MET	CG-SD-CE	-7.13	88.79	100.20
1	4x	132	ARG	NE-CZ-NH2	-7.13	116.73	120.30
1	74	143	ARG	NE-CZ-NH1	7.13	123.86	120.30
1	8k	51	ASP	CB-CG-OD1	7.13	124.72	118.30
1	dq	185	MET	CG-SD-CE	-7.13	88.79	100.20
1	e5	81	ASP	CB-CG-OD2	-7.13	111.88	118.30
1	gk	154	ARG	NE-CZ-NH1	7.13	123.86	120.30
1	gS	145	TYR	CD1-CE1-CZ	-7.13	113.39	119.80
1	gY	145	TYR	CB-CG-CD2	7.13	125.28	121.00
1	i7	143	ARG	NE-CZ-NH1	7.13	123.86	120.30
1	ij	82	ARG	NE-CZ-NH2	-7.13	116.74	120.30
1	kg	173	ARG	NH1-CZ-NH2	-7.13	111.56	119.40
1	2g	143	ARG	NE-CZ-NH1	7.13	123.86	120.30
1	2T	82	ARG	NE-CZ-NH2	-7.13	116.73	120.30
1	4n	32	PHE	CB-CG-CD1	7.13	125.79	120.80
1	4Q	163	ASP	CB-CG-OD1	7.13	124.72	118.30

Continued on next page...

Continued from previous page...

Mol	Chain	Res	Type	Atoms	Z	Observed(°)	Ideal(°)
1	95	229	ARG	NE-CZ-NH2	-7.13	116.73	120.30
1	13	80	TRP	CB-CG-CD2	7.13	135.87	126.60
1	b1	154	ARG	NE-CZ-NH1	7.13	123.86	120.30
1	cn	40	PHE	CB-CG-CD1	-7.13	115.81	120.80
1	dS	103	ASP	CB-CG-OD1	7.13	124.72	118.30
1	dV	80	TRP	CD1-NE1-CE2	-7.13	102.58	109.00
1	fW	154	ARG	NH1-CZ-NH2	-7.13	111.56	119.40
1	o	161	PHE	CB-CG-CD2	-7.13	115.81	120.80
1	iu	133	TRP	CB-CG-CD2	-7.13	117.33	126.60
1	3t	130	TYR	CB-CG-CD1	-7.13	116.72	121.00
1	5W	18	ARG	NE-CZ-NH1	7.13	123.86	120.30
1	83	130	TYR	CD1-CG-CD2	-7.13	110.06	117.90
1	9v	100	ARG	NE-CZ-NH2	7.13	123.86	120.30
1	9O	178	SER	N-CA-CB	7.13	121.19	110.50
1	ah	168	PHE	CB-CG-CD2	-7.13	115.81	120.80
1	as	162	ARG	N-CA-CB	-7.13	97.77	110.60
1	b5	166	ASP	CB-CG-OD2	7.13	124.71	118.30
1	bt	197	ASP	CB-CG-OD2	-7.13	111.89	118.30
1	c2	197	ASP	CB-CG-OD2	7.13	124.71	118.30
1	d0	68	MET	CG-SD-CE	-7.13	88.80	100.20
1	gt	161	PHE	CB-CG-CD1	-7.12	115.81	120.80
1	ig	118	MET	CG-SD-CE	-7.12	88.80	100.20
1	5r	197	ASP	CB-CG-OD2	7.12	124.71	118.30
1	78	31	ALA	CB-CA-C	7.12	120.79	110.10
1	8f	154	ARG	NH1-CZ-NH2	-7.12	111.56	119.40
1	em	168	PHE	CB-CG-CD1	-7.12	115.81	120.80
1	hV	32	PHE	CB-CG-CD1	-7.12	115.81	120.80
1	im	167	ARG	NE-CZ-NH1	7.12	123.86	120.30
1	iC	18	ARG	NE-CZ-NH1	-7.12	116.74	120.30
1	j9	144	MET	CG-SD-CE	-7.12	88.80	100.20
1	jp	229	ARG	NH1-CZ-NH2	-7.12	111.56	119.40
1	jG	26	VAL	CA-CB-CG1	7.12	121.58	110.90
1	jW	173	ARG	NE-CZ-NH1	7.12	123.86	120.30
1	kJ	162	ARG	NE-CZ-NH1	7.12	123.86	120.30
1	6p	143	ARG	NH1-CZ-NH2	-7.12	111.56	119.40
1	8v	18	ARG	NH1-CZ-NH2	-7.12	111.56	119.40
1	8L	161	PHE	CB-CG-CD2	7.12	125.79	120.80
1	10	145	TYR	CG-CD1-CE1	-7.12	115.60	121.30
1	ah	168	PHE	CB-CG-CD1	7.12	125.79	120.80
1	cC	197	ASP	CB-CG-OD1	7.12	124.71	118.30
1	dE	68	MET	CG-SD-CE	-7.12	88.80	100.20
1	fz	166	ASP	CB-CG-OD1	7.12	124.71	118.30

Continued on next page...

Continued from previous page...

Mol	Chain	Res	Type	Atoms	Z	Observed(°)	Ideal(°)
1	t	154	ARG	NE-CZ-NH2	-7.12	116.74	120.30
1	hi	107	THR	CA-CB-CG2	-7.12	102.43	112.40
1	hr	228	ALA	CB-CA-C	7.12	120.78	110.10
1	iW	31	ALA	CB-CA-C	7.12	120.78	110.10
1	j8	100	ARG	NH1-CZ-NH2	7.12	127.23	119.40
1	kd	154	ARG	NE-CZ-NH2	7.12	123.86	120.30
1	lJ	154	ARG	O-C-N	-7.12	111.31	122.70
1	54	162	ARG	NH1-CZ-NH2	-7.12	111.57	119.40
1	9R	39	MET	CG-SD-CE	-7.12	88.80	100.20
1	aX	126	VAL	CA-CB-CG1	-7.12	100.22	110.90
1	lg	117	TRP	CD1-CG-CD2	-7.12	100.60	106.30
1	fg	119	THR	CA-CB-CG2	-7.12	102.43	112.40
1	fN	80	TRP	CB-CG-CD1	7.12	136.26	127.00
1	gL	164	TYR	CG-CD2-CE2	-7.12	115.60	121.30
1	k1	47	ALA	CB-CA-C	-7.12	99.42	110.10
1	3a	6	LEU	CB-CG-CD1	7.12	123.11	111.00
1	8s	39	MET	CG-SD-CE	-7.12	88.81	100.20
1	8A	173	ARG	NH1-CZ-NH2	-7.12	111.57	119.40
1	ah	176	GLN	CG-CD-OE1	-7.12	107.36	121.60
1	bf	229	ARG	NE-CZ-NH1	7.12	123.86	120.30
1	dC	117	TRP	CB-CG-CD1	-7.12	117.74	127.00
1	dH	130	TYR	CB-CG-CD1	7.12	125.27	121.00
1	fq	229	ARG	NH1-CZ-NH2	-7.12	111.57	119.40
1	gF	76	GLU	O-C-N	-7.12	111.31	122.70
1	hA	40	PHE	CB-CG-CD1	-7.12	115.82	120.80
1	in	65	ALA	N-CA-CB	-7.12	100.14	110.10
1	jn	81	ASP	CB-CG-OD1	7.12	124.71	118.30
1	3R	119	THR	CA-CB-CG2	-7.12	102.43	112.40
1	4B	175	GLU	OE1-CD-OE2	-7.12	114.76	123.30
1	52	145	TYR	CB-CG-CD2	-7.12	116.73	121.00
1	74	100	ARG	NE-CZ-NH1	7.12	123.86	120.30
1	8d	173	ARG	NH1-CZ-NH2	-7.12	111.57	119.40
1	8q	162	ARG	NE-CZ-NH2	-7.12	116.74	120.30
1	ap	81	ASP	CB-CG-OD2	-7.12	111.89	118.30
1	b0	205	LEU	CB-CG-CD2	7.12	123.10	111.00
1	be	68	MET	CG-SD-CE	-7.12	88.81	100.20
1	c7	23	TRP	O-C-N	-7.12	111.31	122.70
1	cG	143	ARG	NE-CZ-NH2	-7.12	116.74	120.30
1	dr	100	ARG	NE-CZ-NH2	-7.12	116.74	120.30
1	eo	197	ASP	CB-CG-OD1	7.12	124.71	118.30
1	fh	229	ARG	NE-CZ-NH1	-7.12	116.74	120.30
1	fl	105	ALA	N-CA-CB	-7.12	100.13	110.10

Continued on next page...

Continued from previous page...

Mol	Chain	Res	Type	Atoms	Z	Observed(°)	Ideal(°)
1	C	215	MET	CG-SD-CE	-7.12	88.81	100.20
1	hA	145	TYR	CZ-CE2-CD2	7.12	126.21	119.80
1	3j	173	ARG	NE-CZ-NH1	7.12	123.86	120.30
1	49	145	TYR	CB-CG-CD2	-7.12	116.73	121.00
1	56	173	ARG	NH1-CZ-NH2	-7.12	111.57	119.40
1	b2	229	ARG	N-CA-CB	7.12	123.41	110.60
1	1r	143	ARG	NE-CZ-NH2	-7.12	116.74	120.30
1	f5	11	VAL	CG1-CB-CG2	-7.12	99.51	110.90
1	V	76	GLU	OE1-CD-OE2	-7.12	114.76	123.30
1	gf	173	ARG	NE-CZ-NH1	7.12	123.86	120.30
1	jW	97	ARG	NE-CZ-NH2	7.12	123.86	120.30
1	2y	109	SER	N-CA-CB	7.12	121.17	110.50
1	2P	164	TYR	CB-CG-CD1	-7.12	116.73	121.00
1	35	154	ARG	NE-CZ-NH1	7.12	123.86	120.30
1	3H	132	ARG	NE-CZ-NH2	-7.12	116.74	120.30
1	5y	169	TYR	CB-CG-CD1	-7.12	116.73	121.00
1	6u	189	LEU	CB-CG-CD2	-7.12	98.90	111.00
1	am	169	TYR	CB-CG-CD2	-7.12	116.73	121.00
1	ay	130	TYR	CB-CG-CD2	-7.12	116.73	121.00
1	bL	164	TYR	CB-CG-CD2	-7.12	116.73	121.00
1	1n	145	TYR	CB-CG-CD2	7.12	125.27	121.00
1	f8	166	ASP	CB-CG-OD2	7.12	124.70	118.30
1	g4	221	VAL	CG1-CB-CG2	-7.12	99.52	110.90
1	l	230	VAL	CA-CB-CG1	7.12	121.57	110.90
1	w	161	PHE	CB-CG-CD1	-7.12	115.82	120.80
1	gd	24	VAL	CA-CB-CG1	7.11	121.57	110.90
1	gB	82	ARG	NE-CZ-NH1	7.11	123.86	120.30
1	ig	145	TYR	CB-CG-CD2	-7.11	116.73	121.00
1	iD	82	ARG	NH1-CZ-NH2	-7.11	111.58	119.40
1	3J	173	ARG	NE-CZ-NH1	7.11	123.86	120.30
1	4R	145	TYR	CB-CG-CD1	7.11	125.27	121.00
1	aC	173	ARG	NH1-CZ-NH2	-7.11	111.58	119.40
1	bQ	18	ARG	NE-CZ-NH2	-7.11	116.74	120.30
1	cW	23	TRP	CB-CG-CD1	-7.11	117.75	127.00
1	N	163	ASP	CB-CG-OD1	7.11	124.70	118.30
1	gQ	132	ARG	NE-CZ-NH1	7.11	123.86	120.30
1	h4	82	ARG	NE-CZ-NH2	-7.11	116.74	120.30
1	i9	167	ARG	NE-CZ-NH1	7.11	123.86	120.30
1	jh	164	TYR	CB-CG-CD1	-7.11	116.73	121.00
1	jC	182	LYS	N-CA-CB	-7.11	97.80	110.60
1	lz	211	LEU	CB-CG-CD1	7.11	123.09	111.00
1	lB	161	PHE	CB-CG-CD1	-7.11	115.82	120.80

Continued on next page...

Continued from previous page...

Mol	Chain	Res	Type	Atoms	Z	Observed(°)	Ideal(°)
1	3J	81	ASP	CB-CG-OD2	7.11	124.70	118.30
1	4S	32	PHE	CB-CG-CD2	-7.11	115.82	120.80
1	6P	97	ARG	NE-CZ-NH2	-7.11	116.74	120.30
1	aN	162	ARG	NE-CZ-NH1	-7.11	116.74	120.30
1	K	162	ARG	NE-CZ-NH2	-7.11	116.74	120.30
1	ha	176	GLN	N-CA-CB	7.11	123.40	110.60
1	jL	185	MET	CG-SD-CE	-7.11	88.82	100.20
1	ki	103	ASP	CB-CG-OD2	-7.11	111.90	118.30
1	6y	81	ASP	CB-CG-OD2	7.11	124.70	118.30
1	7b	166	ASP	CB-CG-OD2	7.11	124.70	118.30
1	7s	194	ALA	CB-CA-C	7.11	120.77	110.10
1	7y	162	ARG	NE-CZ-NH1	-7.11	116.75	120.30
1	cN	97	ARG	NH1-CZ-NH2	-7.11	111.58	119.40
1	d0	162	ARG	NE-CZ-NH1	7.11	123.86	120.30
1	dr	76	GLU	OE1-CD-OE2	-7.11	114.77	123.30
1	hw	229	ARG	NE-CZ-NH1	7.11	123.86	120.30
1	1O	23	TRP	CB-CG-CD1	-7.11	117.76	127.00
1	k8	130	TYR	CZ-CE2-CD2	-7.11	113.40	119.80
1	li	105	ALA	N-CA-CB	-7.11	100.15	110.10
1	84	166	ASP	CB-CG-OD2	7.11	124.70	118.30
1	af	31	ALA	N-CA-CB	-7.11	100.15	110.10
1	eN	33	SER	N-CA-CB	7.11	121.16	110.50
1	o	81	ASP	CB-CG-OD2	-7.11	111.90	118.30
1	w	133	TRP	CD1-NE1-CE2	7.11	115.40	109.00
1	gf	167	ARG	NE-CZ-NH2	-7.11	116.75	120.30
1	il	216	THR	CA-CB-CG2	-7.11	102.45	112.40
1	iZ	173	ARG	NE-CZ-NH2	-7.11	116.75	120.30
1	2g	164	TYR	CB-CG-CD2	-7.11	116.73	121.00
1	3a	162	ARG	NE-CZ-NH1	7.11	123.85	120.30
1	3d	208	ALA	N-CA-CB	-7.11	100.15	110.10
1	5g	10	MET	CG-SD-CE	-7.11	88.83	100.20
1	5I	161	PHE	CB-CG-CD2	7.11	125.78	120.80
1	6o	210	THR	CA-CB-CG2	-7.11	102.45	112.40
1	7N	39	MET	CG-SD-CE	-7.11	88.83	100.20
1	9n	142	VAL	CA-CB-CG1	7.11	121.56	110.90
1	aF	80	TRP	CE2-CD2-CG	-7.11	101.61	107.30
1	b1	86	VAL	CA-CB-CG2	-7.11	100.24	110.90
1	b3	145	TYR	CB-CG-CD2	7.11	125.26	121.00
1	em	229	ARG	NE-CZ-NH1	7.11	123.85	120.30
1	fB	169	TYR	CG-CD1-CE1	-7.11	115.61	121.30
1	7	168	PHE	CB-CG-CD2	-7.11	115.83	120.80
1	1E	78	ALA	CB-CA-C	7.11	120.76	110.10

Continued on next page...

Continued from previous page...

Mol	Chain	Res	Type	Atoms	Z	Observed(°)	Ideal(°)
1	hJ	163	ASP	CB-CG-OD1	7.11	124.69	118.30
1	iQ	197	ASP	CB-CG-OD1	7.11	124.69	118.30
1	kz	169	TYR	CD1-CE1-CZ	-7.11	113.41	119.80
1	ln	108	THR	CA-CB-CG2	-7.11	102.45	112.40
1	2P	100	ARG	NE-CZ-NH1	-7.11	116.75	120.30
1	3J	205	LEU	C-N-CA	7.11	137.22	122.30
1	4M	229	ARG	NE-CZ-NH1	7.11	123.85	120.30
1	6d	169	TYR	CG-CD1-CE1	-7.11	115.62	121.30
1	6B	213	GLU	OE1-CD-OE2	-7.11	114.77	123.30
1	bJ	197	ASP	CB-CG-OD2	7.11	124.69	118.30
1	d3	143	ARG	NE-CZ-NH2	-7.11	116.75	120.30
1	v	154	ARG	NE-CZ-NH2	7.11	123.85	120.30
1	M	132	ARG	NE-CZ-NH2	-7.11	116.75	120.30
1	j6	168	PHE	CB-CG-CD1	7.10	125.77	120.80
1	4c	145	TYR	CB-CG-CD2	-7.10	116.74	121.00
1	5F	98	GLU	OE1-CD-OE2	-7.10	114.78	123.30
1	Z	68	MET	CG-SD-CE	-7.10	88.83	100.20
1	ad	39	MET	CG-SD-CE	-7.10	88.83	100.20
1	1H	168	PHE	CB-CG-CD2	7.10	125.77	120.80
1	jR	108	THR	CA-CB-CG2	-7.10	102.46	112.40
1	lz	162	ARG	CD-NE-CZ	7.10	133.54	123.60
1	5M	130	TYR	CB-CG-CD1	-7.10	116.74	121.00
1	6b	32	PHE	CG-CD1-CE1	-7.10	112.99	120.80
1	6A	143	ARG	NE-CZ-NH1	-7.10	116.75	120.30
1	80	186	THR	CA-CB-CG2	-7.10	102.46	112.40
1	8n	173	ARG	NE-CZ-NH2	-7.10	116.75	120.30
1	8L	99	PRO	N-CA-CB	7.10	111.82	103.30
1	bq	144	MET	CG-SD-CE	-7.10	88.84	100.20
1	bE	80	TRP	CH2-CZ2-CE2	7.10	124.50	117.40
1	eE	161	PHE	CB-CG-CD2	7.10	125.77	120.80
1	eP	100	ARG	NH1-CZ-NH2	7.10	127.21	119.40
1	O	117	TRP	CB-CG-CD1	7.10	136.23	127.00
1	hR	18	ARG	NE-CZ-NH1	7.10	123.85	120.30
1	jx	103	ASP	CB-CG-OD2	7.10	124.69	118.30
1	5B	143	ARG	NE-CZ-NH2	7.10	123.85	120.30
1	7B	117	TRP	CB-CG-CD1	-7.10	117.77	127.00
1	h8	164	TYR	CB-CG-CD1	7.10	125.26	121.00
1	i0	79	GLU	OE1-CD-OE2	-7.10	114.78	123.30
1	i5	161	PHE	CB-CG-CD1	-7.10	115.83	120.80
1	jy	100	ARG	NH1-CZ-NH2	-7.10	111.59	119.40
1	jG	162	ARG	NE-CZ-NH2	-7.10	116.75	120.30
1	k8	97	ARG	NE-CZ-NH2	7.10	123.85	120.30

Continued on next page...

Continued from previous page...

Mol	Chain	Res	Type	Atoms	Z	Observed(°)	Ideal(°)
1	kK	202	LEU	N-CA-CB	7.10	124.60	110.40
1	lm	149	SER	N-CA-CB	7.10	121.15	110.50
1	3X	229	ARG	NE-CZ-NH1	-7.10	116.75	120.30
1	5V	96	MET	CG-SD-CE	-7.10	88.84	100.20
1	7A	167	ARG	NE-CZ-NH1	7.10	123.85	120.30
1	aL	132	ARG	NE-CZ-NH1	-7.10	116.75	120.30
1	1d	167	ARG	NE-CZ-NH2	7.10	123.85	120.30
1	cH	167	ARG	NH1-CZ-NH2	-7.10	111.59	119.40
1	fB	31	ALA	N-CA-CB	7.10	120.04	110.10
1	q	215	MET	CG-SD-CE	-7.10	88.84	100.20
1	3	145	TYR	CB-CG-CD1	7.10	125.26	121.00
1	gr	164	TYR	CB-CG-CD1	7.10	125.26	121.00
1	gR	173	ARG	NE-CZ-NH1	7.10	123.85	120.30
1	i9	143	ARG	NE-CZ-NH2	-7.10	116.75	120.30
1	ls	221	VAL	CA-CB-CG2	7.10	121.55	110.90
1	3y	145	TYR	CZ-CE2-CD2	7.10	126.19	119.80
1	4k	145	TYR	CB-CG-CD1	-7.10	116.74	121.00
1	6M	162	ARG	NH1-CZ-NH2	-7.10	111.59	119.40
1	7P	163	ASP	CB-CG-OD2	-7.10	111.91	118.30
1	9H	100	ARG	NE-CZ-NH2	-7.10	116.75	120.30
1	al	44	SER	N-CA-CB	7.10	121.15	110.50
1	aI	143	ARG	NE-CZ-NH2	-7.10	116.75	120.30
1	15	97	ARG	NE-CZ-NH1	7.10	123.85	120.30
1	e6	152	ASP	CB-CG-OD1	7.10	124.69	118.30
1	ew	169	TYR	CD1-CE1-CZ	-7.10	113.41	119.80
1	fN	167	ARG	NE-CZ-NH1	7.10	123.85	120.30
1	gd	32	PHE	CB-CG-CD2	7.10	125.77	120.80
1	i2	145	TYR	CB-CG-CD2	-7.10	116.74	121.00
1	97	40	PHE	CB-CG-CD1	-7.10	115.83	120.80
1	9H	97	ARG	NH1-CZ-NH2	7.10	127.21	119.40
1	aT	166	ASP	CB-CG-OD2	-7.10	111.91	118.30
1	co	174	ALA	N-CA-CB	-7.10	100.17	110.10
1	dY	169	TYR	CB-CG-CD2	-7.10	116.74	121.00
1	hD	23	TRP	CB-CG-CD2	-7.09	117.38	126.60
1	ia	143	ARG	NE-CZ-NH1	7.09	123.85	120.30
1	jC	185	MET	CG-SD-CE	-7.09	88.85	100.20
1	ko	107	THR	CA-CB-CG2	-7.09	102.47	112.40
1	lF	229	ARG	NH1-CZ-NH2	-7.09	111.59	119.40
1	2O	167	ARG	NE-CZ-NH2	-7.09	116.75	120.30
1	52	143	ARG	NE-CZ-NH1	7.09	123.85	120.30
1	9o	214	MET	CG-SD-CE	-7.09	88.85	100.20
1	cr	75	GLU	OE1-CD-OE2	-7.09	114.79	123.30

Continued on next page...

Continued from previous page...

Mol	Chain	Res	Type	Atoms	Z	Observed(°)	Ideal(°)
1	eT	107	THR	CA-CB-CG2	-7.09	102.47	112.40
1	k	215	MET	CG-SD-CE	-7.09	88.85	100.20
1	y	162	ARG	NE-CZ-NH2	-7.09	116.75	120.30
1	gS	165	VAL	CA-CB-CG2	-7.09	100.26	110.90
1	2G	118	MET	CG-SD-CE	-7.09	88.85	100.20
1	3e	82	ARG	NE-CZ-NH2	-7.09	116.75	120.30
1	77	184	TRP	CZ3-CH2-CZ2	-7.09	113.09	121.60
1	87	166	ASP	CB-CG-OD1	7.09	124.68	118.30
1	8s	143	ARG	NE-CZ-NH1	7.09	123.85	120.30
1	cY	173	ARG	NE-CZ-NH2	-7.09	116.75	120.30
1	d	169	TYR	CB-CG-CD1	-7.09	116.74	121.00
1	h0	97	ARG	NH1-CZ-NH2	-7.09	111.60	119.40
1	k5	98	GLU	OE1-CD-OE2	-7.09	114.79	123.30
1	lp	40	PHE	CB-CG-CD1	7.09	125.76	120.80
1	4K	166	ASP	CB-CG-OD2	7.09	124.68	118.30
1	6g	130	TYR	CG-CD2-CE2	-7.09	115.63	121.30
1	6t	23	TRP	CD1-NE1-CE2	7.09	115.38	109.00
1	6u	173	ARG	NE-CZ-NH1	7.09	123.85	120.30
1	9W	173	ARG	NE-CZ-NH1	-7.09	116.75	120.30
1	am	82	ARG	NE-CZ-NH1	7.09	123.85	120.30
1	aM	184	TRP	CB-CG-CD2	7.09	135.82	126.60
1	cl	161	PHE	CB-CG-CD2	7.09	125.76	120.80
1	dr	66	MET	O-C-N	-7.09	111.36	122.70
1	ll	32	PHE	CB-CG-CD2	7.09	125.76	120.80
1	ff	132	ARG	NH1-CZ-NH2	-7.09	111.60	119.40
1	fw	145	TYR	CZ-CE2-CD2	-7.09	113.42	119.80
1	fE	173	ARG	NE-CZ-NH2	-7.09	116.75	120.30
1	fN	32	PHE	CB-CG-CD1	-7.09	115.84	120.80
1	v	168	PHE	CB-CG-CD2	-7.09	115.84	120.80
1	gq	164	TYR	CB-CG-CD2	7.09	125.25	121.00
1	hC	133	TRP	CB-CG-CD2	-7.09	117.38	126.60
1	iD	32	PHE	CB-CG-CD2	-7.09	115.84	120.80
1	2h	143	ARG	NE-CZ-NH2	-7.09	116.75	120.30
1	2k	55	MET	CG-SD-CE	-7.09	88.86	100.20
1	39	132	ARG	NE-CZ-NH2	7.09	123.84	120.30
1	3Y	18	ARG	NE-CZ-NH1	7.09	123.84	120.30
1	5V	24	VAL	CG1-CB-CG2	-7.09	99.56	110.90
1	6n	201	ILE	CA-CB-CG1	7.09	124.47	111.00
1	15	164	TYR	CG-CD2-CE2	-7.09	115.63	121.30
1	b3	82	ARG	NE-CZ-NH2	-7.09	116.76	120.30
1	bc	152	ASP	CB-CG-OD2	7.09	124.68	118.30
1	fO	169	TYR	CD1-CG-CD2	7.09	125.70	117.90

Continued on next page...

Continued from previous page...

Mol	Chain	Res	Type	Atoms	Z	Observed(°)	Ideal(°)
1	k	82	ARG	NH1-CZ-NH2	-7.09	111.60	119.40
1	iI	163	ASP	CB-CG-OD1	7.09	124.68	118.30
1	5o	132	ARG	NE-CZ-NH2	-7.09	116.76	120.30
1	5Y	197	ASP	CB-CG-OD1	7.09	124.68	118.30
1	6C	14	ALA	N-CA-CB	-7.09	100.18	110.10
1	8m	48	THR	CA-CB-CG2	-7.09	102.48	112.40
1	9Z	82	ARG	NH1-CZ-NH2	-7.09	111.60	119.40
1	bi	78	ALA	CB-CA-C	7.09	120.73	110.10
1	dC	185	MET	CG-SD-CE	-7.09	88.86	100.20
1	eL	161	PHE	CB-CG-CD1	-7.09	115.84	120.80
1	gh	18	ARG	NE-CZ-NH2	-7.09	116.76	120.30
1	gq	130	TYR	CB-CG-CD2	7.09	125.25	121.00
1	gQ	194	ALA	CB-CA-C	7.09	120.73	110.10
1	k8	130	TYR	CG-CD1-CE1	-7.09	115.63	121.30
1	kV	32	PHE	CB-CG-CD2	7.09	125.76	120.80
1	4a	68	MET	CG-SD-CE	-7.09	88.86	100.20
1	4x	51	ASP	CB-CG-OD1	7.09	124.68	118.30
1	6x	82	ARG	NE-CZ-NH2	-7.09	116.76	120.30
1	aM	103	ASP	CB-CG-OD1	7.09	124.68	118.30
1	bH	32	PHE	CB-CG-CD2	-7.09	115.84	120.80
1	cm	40	PHE	CG-CD1-CE1	-7.09	113.00	120.80
1	eh	23	TRP	CB-CG-CD1	-7.09	117.79	127.00
1	fI	82	ARG	NE-CZ-NH2	-7.09	116.76	120.30
1	5	145	TYR	CG-CD2-CE2	7.09	126.97	121.30
1	8	100	ARG	NE-CZ-NH1	7.09	123.84	120.30
1	ij	55	MET	CG-SD-CE	-7.08	88.86	100.20
1	25	167	ARG	NE-CZ-NH2	-7.08	116.76	120.30
1	29	82	ARG	NE-CZ-NH2	-7.08	116.76	120.30
1	bG	168	PHE	CB-CG-CD2	7.08	125.76	120.80
1	1e	167	ARG	NE-CZ-NH1	7.08	123.84	120.30
1	y	133	TRP	CB-CG-CD2	-7.08	117.39	126.60
1	hI	97	ARG	NE-CZ-NH2	-7.08	116.76	120.30
1	hD	109	SER	N-CA-CB	7.08	121.12	110.50
1	hW	44	SER	CB-CA-C	-7.08	96.64	110.10
1	hX	18	ARG	NE-CZ-NH1	7.08	123.84	120.30
1	2Q	18	ARG	NE-CZ-NH2	-7.08	116.76	120.30
1	3I	185	MET	CG-SD-CE	-7.08	88.87	100.20
1	5I	173	ARG	NE-CZ-NH1	7.08	123.84	120.30
1	5q	184	TRP	CB-CG-CD2	-7.08	117.39	126.60
1	9H	82	ARG	NE-CZ-NH2	7.08	123.84	120.30
1	au	97	ARG	NE-CZ-NH2	7.08	123.84	120.30
1	bI	161	PHE	CB-CG-CD1	-7.08	115.84	120.80

Continued on next page...

Continued from previous page...

Mol	Chain	Res	Type	Atoms	Z	Observed(°)	Ideal(°)
1	bp	100	ARG	NE-CZ-NH2	-7.08	116.76	120.30
1	I	103	ASP	CB-CG-OD2	7.08	124.67	118.30
1	ha	173	ARG	NH1-CZ-NH2	-7.08	111.61	119.40
1	5A	132	ARG	NE-CZ-NH1	7.08	123.84	120.30
1	89	164	TYR	CB-CG-CD2	7.08	125.25	121.00
1	9l	81	ASP	CB-CG-OD1	7.08	124.67	118.30
1	bg	154	ARG	NH1-CZ-NH2	-7.08	111.61	119.40
1	c3	162	ARG	NE-CZ-NH2	-7.08	116.76	120.30
1	eM	58	THR	O-C-N	-7.08	111.37	122.70
1	c	108	THR	CA-CB-CG2	-7.08	102.48	112.40
1	ie	100	ARG	NE-CZ-NH1	7.08	123.84	120.30
1	8a	40	PHE	CB-CG-CD1	-7.08	115.84	120.80
1	aQ	197	ASP	CB-CG-OD1	7.08	124.67	118.30
1	1f	173	ARG	NE-CZ-NH1	7.08	123.84	120.30
1	ed	166	ASP	CB-CA-C	7.08	124.56	110.40
1	ga	110	THR	CA-CB-CG2	-7.08	102.49	112.40
1	gN	32	PHE	CB-CG-CD1	-7.08	115.85	120.80
1	iR	143	ARG	NH1-CZ-NH2	-7.08	111.61	119.40
1	1S	164	TYR	CB-CG-CD2	-7.08	116.75	121.00
1	jw	132	ARG	NE-CZ-NH2	-7.08	116.76	120.30
1	3b	161	PHE	CB-CG-CD2	7.08	125.75	120.80
1	3h	100	ARG	NE-CZ-NH2	-7.08	116.76	120.30
1	4J	154	ARG	NE-CZ-NH2	-7.08	116.76	120.30
1	4V	31	ALA	N-CA-CB	7.08	120.01	110.10
1	5z	229	ARG	NE-CZ-NH2	-7.08	116.76	120.30
1	6D	132	ARG	NE-CZ-NH1	7.08	123.84	120.30
1	6N	96	MET	CG-SD-CE	-7.08	88.87	100.20
1	7P	97	ARG	NE-CZ-NH2	-7.08	116.76	120.30
1	9B	107	THR	CA-CB-CG2	-7.08	102.49	112.40
1	9L	91	ILE	CA-CB-CG1	7.08	124.45	111.00
1	aw	138	LEU	CB-CG-CD2	7.08	123.03	111.00
1	cz	143	ARG	NE-CZ-NH1	7.08	123.84	120.30
1	cQ	166	ASP	CB-CG-OD1	7.08	124.67	118.30
1	ew	130	TYR	CB-CG-CD2	-7.08	116.75	121.00
1	eH	161	PHE	CB-CG-CD1	-7.08	115.84	120.80
1	1z	4	GLN	O-C-N	-7.08	111.37	122.70
1	e	215	MET	CG-SD-CE	-7.08	88.87	100.20
1	gp	208	ALA	N-CA-CB	7.08	120.01	110.10
1	il	184	TRP	CB-CG-CD1	-7.08	117.80	127.00
1	km	132	ARG	NE-CZ-NH2	7.08	123.84	120.30
1	9D	224	PRO	N-CA-CB	-7.08	94.81	103.30
1	15	173	ARG	NE-CZ-NH2	7.08	123.84	120.30

Continued on next page...

Continued from previous page...

Mol	Chain	Res	Type	Atoms	Z	Observed(°)	Ideal(°)
1	17	143	ARG	NE-CZ-NH1	7.08	123.84	120.30
1	e4	197	ASP	CB-CG-OD1	7.08	124.67	118.30
1	fU	117	TRP	CB-CG-CD2	7.08	135.80	126.60
1	gx	113	GLU	OE1-CD-OE2	-7.08	114.81	123.30
1	gC	51	ASP	CB-CG-OD1	7.08	124.67	118.30
1	gO	18	ARG	CD-NE-CZ	7.08	133.50	123.60
1	h9	163	ASP	CB-CG-OD1	7.08	124.67	118.30
1	ik	32	PHE	CB-CG-CD2	7.08	125.75	120.80
1	iC	130	TYR	CB-CG-CD2	-7.08	116.75	121.00
1	iP	32	PHE	CB-CG-CD1	-7.08	115.85	120.80
1	jh	100	ARG	NE-CZ-NH2	-7.08	116.76	120.30
1	k5	18	ARG	NE-CZ-NH1	7.08	123.84	120.30
1	kx	229	ARG	NE-CZ-NH2	-7.08	116.76	120.30
1	3f	205	LEU	CB-CG-CD2	-7.08	98.97	111.00
1	6d	132	ARG	NH1-CZ-NH2	-7.08	111.62	119.40
1	7z	149	SER	N-CA-CB	7.08	121.11	110.50
1	88	186	THR	O-C-N	-7.08	111.38	122.70
1	Y	100	ARG	NE-CZ-NH1	7.08	123.84	120.30
1	16	143	ARG	NH1-CZ-NH2	-7.08	111.62	119.40
1	be	81	ASP	CB-CG-OD2	-7.08	111.93	118.30
1	bT	162	ARG	NH1-CZ-NH2	-7.08	111.62	119.40
1	ec	97	ARG	NE-CZ-NH2	-7.08	116.76	120.30
1	ev	18	ARG	NE-CZ-NH1	7.08	123.84	120.30
1	eD	145	TYR	CG-CD2-CE2	7.08	126.96	121.30
1	fz	132	ARG	NE-CZ-NH2	-7.08	116.76	120.30
1	fN	132	ARG	NE-CZ-NH1	7.08	123.84	120.30
1	ln	118	MET	CG-SD-CE	-7.07	88.88	100.20
1	2e	18	ARG	NE-CZ-NH1	7.07	123.84	120.30
1	4o	40	PHE	CB-CG-CD2	-7.07	115.85	120.80
1	4y	132	ARG	NE-CZ-NH2	7.07	123.84	120.30
1	5O	107	THR	CA-CB-CG2	-7.07	102.50	112.40
1	8U	103	ASP	CB-CG-OD2	7.07	124.67	118.30
1	8Z	229	ARG	NH1-CZ-NH2	-7.07	111.62	119.40
1	9c	80	TRP	CD1-NE1-CE2	7.07	115.37	109.00
1	9V	66	MET	CG-SD-CE	-7.07	88.88	100.20
1	av	80	TRP	CB-CG-CD2	7.07	135.80	126.60
1	b3	24	VAL	CA-CB-CG1	7.07	121.51	110.90
1	ct	82	ARG	NE-CZ-NH2	7.07	123.84	120.30
1	cX	55	MET	CG-SD-CE	7.07	111.52	100.20
1	dn	173	ARG	NE-CZ-NH2	-7.07	116.76	120.30
1	gT	6	LEU	CB-CG-CD2	7.07	123.02	111.00
1	5H	92	GLU	OE1-CD-OE2	-7.07	114.81	123.30

Continued on next page...

Continued from previous page...

Mol	Chain	Res	Type	Atoms	Z	Observed(°)	Ideal(°)
1	7p	103	ASP	CB-CG-OD2	-7.07	111.94	118.30
1	9U	133	TRP	CE2-CD2-CG	-7.07	101.64	107.30
1	eS	149	SER	N-CA-CB	7.07	121.11	110.50
1	ia	130	TYR	CB-CG-CD2	-7.07	116.76	121.00
1	ic	144	MET	CG-SD-CE	-7.07	88.89	100.20
1	kg	3	VAL	CG1-CB-CG2	-7.07	99.59	110.90
1	kn	121	ASN	CB-CA-C	7.07	124.54	110.40
1	3k	154	ARG	NE-CZ-NH1	7.07	123.83	120.30
1	3r	154	ARG	NH1-CZ-NH2	7.07	127.18	119.40
1	3v	48	THR	CA-CB-CG2	-7.07	102.50	112.40
1	59	18	ARG	NE-CZ-NH2	-7.07	116.77	120.30
1	5q	86	VAL	CA-CB-CG2	-7.07	100.29	110.90
1	5q	132	ARG	NE-CZ-NH2	-7.07	116.76	120.30
1	63	113	GLU	OE1-CD-OE2	7.07	131.78	123.30
1	9e	132	ARG	NE-CZ-NH2	7.07	123.84	120.30
1	9x	152	ASP	CB-CG-OD1	-7.07	111.94	118.30
1	9E	108	THR	CA-CB-CG2	-7.07	102.50	112.40
1	bR	92	GLU	OE1-CD-OE2	-7.07	114.81	123.30
1	cg	97	ARG	NH1-CZ-NH2	7.07	127.18	119.40
1	dE	132	ARG	NH1-CZ-NH2	-7.07	111.62	119.40
1	O	215	MET	CG-SD-CE	-7.07	88.89	100.20
1	hS	47	ALA	CB-CA-C	-7.07	99.50	110.10
1	iR	168	PHE	CB-CG-CD2	-7.07	115.85	120.80
1	2j	174	ALA	N-CA-CB	-7.07	100.20	110.10
1	2r	148	THR	CA-CB-CG2	-7.07	102.50	112.40
1	4C	164	TYR	CB-CG-CD2	-7.07	116.76	121.00
1	9R	26	VAL	CA-CB-CG1	7.07	121.50	110.90
1	aN	171	THR	CA-CB-CG2	-7.07	102.50	112.40
1	eL	163	ASP	CB-CG-OD1	7.07	124.66	118.30
1	g0	100	ARG	NE-CZ-NH1	7.07	123.83	120.30
1	gL	126	VAL	CA-CB-CG2	7.07	121.50	110.90
1	1G	197	ASP	CB-CG-OD2	7.07	124.66	118.30
1	hL	162	ARG	NH1-CZ-NH2	-7.07	111.63	119.40
1	hO	185	MET	CG-SD-CE	-7.07	88.89	100.20
1	ks	169	TYR	CB-CG-CD2	-7.07	116.76	121.00
1	l5	97	ARG	NE-CZ-NH2	-7.07	116.77	120.30
1	4M	97	ARG	NE-CZ-NH1	7.07	123.83	120.30
1	aj	143	ARG	NH1-CZ-NH2	-7.07	111.62	119.40
1	11	103	ASP	CB-CG-OD2	-7.07	111.94	118.30
1	aB	152	ASP	CB-CG-OD1	-7.07	111.94	118.30
1	bL	145	TYR	CB-CG-CD1	-7.07	116.76	121.00
1	c9	197	ASP	CB-CG-OD1	-7.07	111.94	118.30

Continued on next page...

Continued from previous page...

Mol	Chain	Res	Type	Atoms	Z	Observed(°)	Ideal(°)
1	cB	143	ARG	NE-CZ-NH1	7.07	123.83	120.30
1	cH	143	ARG	NE-CZ-NH2	-7.07	116.77	120.30
1	dI	167	ARG	NE-CZ-NH2	-7.07	116.77	120.30
1	dM	132	ARG	NE-CZ-NH2	-7.07	116.77	120.30
1	ey	145	TYR	CG-CD1-CE1	-7.07	115.64	121.30
1	eT	23	TRP	CE2-CD2-CG	7.07	112.95	107.30
1	fl	166	ASP	CB-CG-OD2	7.07	124.66	118.30
1	gi	184	TRP	CD1-CG-CD2	-7.07	100.65	106.30
1	ig	177	ALA	N-CA-CB	-7.07	100.21	110.10
1	jX	161	PHE	CD1-CE1-CZ	-7.07	111.62	120.10
1	2i	164	TYR	CB-CG-CD1	7.07	125.24	121.00
1	3k	184	TRP	CB-CG-CD2	7.07	135.78	126.60
1	48	27	VAL	CA-CB-CG1	7.07	121.50	110.90
1	4b	103	ASP	CB-CG-OD2	-7.07	111.94	118.30
1	5x	145	TYR	CB-CG-CD1	7.07	125.24	121.00
1	6c	164	TYR	CG-CD1-CE1	-7.07	115.65	121.30
1	6n	162	ARG	NH1-CZ-NH2	-7.07	111.63	119.40
1	87	36	VAL	CG1-CB-CG2	-7.07	99.60	110.90
1	9O	145	TYR	CG-CD1-CE1	-7.07	115.65	121.30
1	Y	18	ARG	NE-CZ-NH2	-7.07	116.77	120.30
1	ao	80	TRP	CD1-CG-CD2	7.07	111.95	106.30
1	aG	214	MET	CG-SD-CE	-7.07	88.89	100.20
1	b0	77	ALA	N-CA-CB	-7.07	100.21	110.10
1	cc	117	TRP	CB-CG-CD2	7.07	135.78	126.60
1	fF	164	TYR	CG-CD2-CE2	-7.07	115.65	121.30
1	A	148	THR	O-C-N	-7.07	111.40	122.70
1	im	43	LEU	O-C-N	-7.06	111.40	122.70
1	4t	163	ASP	CB-CG-OD2	7.06	124.66	118.30
1	1l	168	PHE	CB-CA-C	7.06	124.53	110.40
1	q	133	TRP	CG-CD1-NE1	-7.06	103.04	110.10
1	A	212	GLU	OE1-CD-OE2	-7.06	114.82	123.30
1	8	24	VAL	CA-CB-CG1	7.06	121.50	110.90
1	kc	161	PHE	CB-CG-CD1	-7.06	115.86	120.80
1	kk	132	ARG	NE-CZ-NH2	7.06	123.83	120.30
1	lR	184	TRP	CH2-CZ2-CE2	-7.06	110.34	117.40
1	3v	164	TYR	CB-CG-CD1	-7.06	116.76	121.00
1	3X	173	ARG	NE-CZ-NH2	-7.06	116.77	120.30
1	4s	82	ARG	N-CA-CB	7.06	123.31	110.60
1	4v	130	TYR	CB-CG-CD1	7.06	125.24	121.00
1	5r	97	ARG	NE-CZ-NH1	7.06	123.83	120.30
1	5y	3	VAL	CA-CB-CG2	-7.06	100.31	110.90
1	9B	113	GLU	OE1-CD-OE2	-7.06	114.83	123.30

Continued on next page...

Continued from previous page...

Mol	Chain	Res	Type	Atoms	Z	Observed(°)	Ideal(°)
1	cD	163	ASP	CB-CG-OD2	-7.06	111.94	118.30
1	d2	169	TYR	CD1-CE1-CZ	7.06	126.16	119.80
1	dD	66	MET	CG-SD-CE	-7.06	88.90	100.20
1	f	133	TRP	CE2-CD2-CG	-7.06	101.65	107.30
1	iK	214	MET	CG-SD-CE	-7.06	88.90	100.20
1	3a	165	VAL	CG1-CB-CG2	-7.06	99.60	110.90
1	4Q	130	TYR	CB-CG-CD2	-7.06	116.76	121.00
1	5O	55	MET	CG-SD-CE	-7.06	88.90	100.20
1	6I	173	ARG	NE-CZ-NH1	7.06	123.83	120.30
1	7p	47	ALA	CB-CA-C	7.06	120.69	110.10
1	cY	26	VAL	CA-CB-CG1	7.06	121.49	110.90
1	go	81	ASP	CB-CG-OD2	-7.06	111.95	118.30
1	kU	162	ARG	NE-CZ-NH2	-7.06	116.77	120.30
1	l0	81	ASP	CB-CG-OD1	-7.06	111.95	118.30
1	6d	100	ARG	NH1-CZ-NH2	-7.06	111.63	119.40
1	d2	132	ARG	NE-CZ-NH1	7.06	123.83	120.30
1	dE	32	PHE	CB-CG-CD2	7.06	125.74	120.80
1	dF	97	ARG	NH1-CZ-NH2	-7.06	111.64	119.40
1	eq	164	TYR	CD1-CE1-CZ	-7.06	113.45	119.80
1	eX	172	LEU	O-C-N	-7.06	111.41	122.70
1	H	162	ARG	NE-CZ-NH1	7.06	123.83	120.30
1	gi	42	ALA	N-CA-CB	-7.06	100.22	110.10
1	jw	169	TYR	CB-CG-CD2	-7.06	116.77	121.00
1	k7	18	ARG	NE-CZ-NH2	7.06	123.83	120.30
1	kN	130	TYR	CZ-CE2-CD2	-7.06	113.45	119.80
1	lI	96	MET	CG-SD-CE	-7.06	88.91	100.20
1	3N	58	THR	CA-CB-CG2	-7.06	102.52	112.40
1	4e	154	ARG	NH1-CZ-NH2	-7.06	111.64	119.40
1	4r	152	ASP	CB-CG-OD1	7.06	124.65	118.30
1	5y	39	MET	CG-SD-CE	-7.06	88.91	100.20
1	6B	148	THR	CA-CB-CG2	-7.06	102.52	112.40
1	8s	197	ASP	CB-CG-OD1	7.06	124.65	118.30
1	8J	162	ARG	NE-CZ-NH1	7.06	123.83	120.30
1	9S	184	TRP	CD1-CG-CD2	-7.06	100.65	106.30
1	a1	152	ASP	CB-CG-OD1	-7.06	111.95	118.30
1	aI	168	PHE	CB-CG-CD1	-7.06	115.86	120.80
1	cq	152	ASP	CB-CG-OD1	7.06	124.65	118.30
1	ln	169	TYR	CB-CG-CD2	7.06	125.23	121.00
1	p	132	ARG	NE-CZ-NH2	-7.06	116.77	120.30
1	iK	168	PHE	CB-CG-CD1	-7.06	115.86	120.80
1	lq	66	MET	CG-SD-CE	-7.06	88.91	100.20
1	lr	143	ARG	NE-CZ-NH2	-7.06	116.77	120.30

Continued on next page...

Continued from previous page...

Mol	Chain	Res	Type	Atoms	Z	Observed(°)	Ideal(°)
1	2O	48	THR	CA-CB-CG2	-7.06	102.52	112.40
1	4s	143	ARG	NE-CZ-NH1	7.06	123.83	120.30
1	5r	162	ARG	NE-CZ-NH2	7.06	123.83	120.30
1	5z	97	ARG	NH1-CZ-NH2	-7.06	111.64	119.40
1	6p	96	MET	CG-SD-CE	-7.06	88.91	100.20
1	80	108	THR	CA-CB-CG2	-7.06	102.52	112.40
1	1U	32	PHE	CB-CG-CD1	7.05	125.74	120.80
1	20	100	ARG	NH1-CZ-NH2	-7.05	111.64	119.40
1	3G	163	ASP	CB-CG-OD1	-7.05	111.95	118.30
1	4X	26	VAL	CA-CB-CG2	-7.05	100.32	110.90
1	5u	118	MET	CG-SD-CE	-7.05	88.91	100.20
1	6u	132	ARG	NH1-CZ-NH2	-7.05	111.64	119.40
1	7q	138	LEU	O-C-N	-7.05	111.41	122.70
1	9p	132	ARG	NE-CZ-NH1	7.05	123.83	120.30
1	9C	168	PHE	CB-CG-CD2	-7.05	115.86	120.80
1	b0	229	ARG	CD-NE-CZ	7.05	133.48	123.60
1	bX	185	MET	CG-SD-CE	-7.05	88.91	100.20
1	dg	130	TYR	CB-CG-CD1	-7.05	116.77	121.00
1	j7	100	ARG	NE-CZ-NH1	7.05	123.83	120.30
1	jr	18	ARG	NH1-CZ-NH2	-7.05	111.64	119.40
1	2a	154	ARG	NE-CZ-NH1	7.05	123.83	120.30
1	2o	103	ASP	CB-CG-OD1	7.05	124.65	118.30
1	2W	229	ARG	NE-CZ-NH1	7.05	123.83	120.30
1	4a	82	ARG	NE-CZ-NH2	-7.05	116.77	120.30
1	cM	97	ARG	NE-CZ-NH2	7.05	123.83	120.30
1	hy	132	ARG	NE-CZ-NH1	7.05	123.83	120.30
1	hV	165	VAL	CG1-CB-CG2	7.05	122.18	110.90
1	js	81	ASP	CB-CG-OD1	7.05	124.65	118.30
1	5a	97	ARG	NE-CZ-NH2	-7.05	116.77	120.30
1	69	152	ASP	CB-CG-OD2	-7.05	111.95	118.30
1	6d	145	TYR	CG-CD1-CE1	7.05	126.94	121.30
1	6s	32	PHE	CB-CG-CD2	7.05	125.74	120.80
1	6F	97	ARG	NE-CZ-NH1	7.05	123.83	120.30
1	8q	81	ASP	CB-CG-OD2	-7.05	111.95	118.30
1	8U	80	TRP	CE2-CD2-CG	-7.05	101.66	107.30
1	9g	143	ARG	NE-CZ-NH1	7.05	123.83	120.30
1	e5	143	ARG	NE-CZ-NH2	-7.05	116.77	120.30
1	es	154	ARG	NH1-CZ-NH2	-7.05	111.64	119.40
1	fq	164	TYR	CG-CD1-CE1	7.05	126.94	121.30
1	6	178	SER	N-CA-CB	7.05	121.08	110.50
1	iM	3	VAL	CA-CB-CG2	-7.05	100.33	110.90
1	3Y	130	TYR	CB-CG-CD2	-7.05	116.77	121.00

Continued on next page...

Continued from previous page...

Mol	Chain	Res	Type	Atoms	Z	Observed(°)	Ideal(°)
1	4b	18	ARG	NE-CZ-NH2	-7.05	116.78	120.30
1	4O	103	ASP	CB-CG-OD1	7.05	124.64	118.30
1	6w	230	VAL	CA-CB-CG1	-7.05	100.33	110.90
1	7u	162	ARG	NE-CZ-NH1	7.05	123.83	120.30
1	7v	39	MET	CG-SD-CE	-7.05	88.92	100.20
1	7B	54	THR	O-C-N	-7.05	111.42	122.70
1	aD	100	ARG	NH1-CZ-NH2	-7.05	111.64	119.40
1	aR	164	TYR	CB-CG-CD2	7.05	125.23	121.00
1	cC	162	ARG	NE-CZ-NH2	7.05	123.83	120.30
1	li	40	PHE	CB-CG-CD1	7.05	125.73	120.80
1	dW	162	ARG	NE-CZ-NH2	-7.05	116.78	120.30
1	eK	145	TYR	CB-CG-CD2	-7.05	116.77	121.00
1	z	167	ARG	NE-CZ-NH2	-7.05	116.78	120.30
1	gR	145	TYR	CB-CG-CD2	7.05	125.23	121.00
1	hC	189	LEU	CB-CG-CD2	-7.05	99.02	111.00
1	iJ	111	LEU	CB-CA-C	7.05	123.59	110.20
1	l9	145	TYR	CZ-CE2-CD2	-7.05	113.46	119.80
1	lk	162	ARG	NE-CZ-NH1	7.05	123.82	120.30
1	2v	197	ASP	CB-CG-OD2	7.05	124.64	118.30
1	6N	82	ARG	NH1-CZ-NH2	-7.05	111.65	119.40
1	8O	229	ARG	NE-CZ-NH1	7.05	123.82	120.30
1	98	82	ARG	NE-CZ-NH2	-7.05	116.78	120.30
1	dO	30	LYS	CB-CA-C	7.05	124.50	110.40
1	eo	178	SER	N-CA-CB	7.05	121.07	110.50
1	ge	143	ARG	NE-CZ-NH2	-7.05	116.78	120.30
1	gA	167	ARG	NE-CZ-NH2	-7.05	116.78	120.30
1	i2	145	TYR	CB-CG-CD1	7.05	125.23	121.00
1	ii	145	TYR	CB-CG-CD1	7.05	125.23	121.00
1	jm	100	ARG	NE-CZ-NH2	-7.05	116.78	120.30
1	jL	82	ARG	NH1-CZ-NH2	-7.05	111.65	119.40
1	kC	164	TYR	CG-CD1-CE1	-7.05	115.66	121.30
1	28	173	ARG	NH1-CZ-NH2	7.05	127.15	119.40
1	5x	166	ASP	CB-CG-OD2	7.05	124.64	118.30
1	69	130	TYR	CB-CG-CD1	7.05	125.23	121.00
1	82	18	ARG	NH1-CZ-NH2	-7.05	111.65	119.40
1	8q	166	ASP	N-CA-CB	-7.05	97.92	110.60
1	8Z	132	ARG	NE-CZ-NH1	7.05	123.82	120.30
1	9j	229	ARG	NE-CZ-NH2	7.05	123.82	120.30
1	9x	173	ARG	NE-CZ-NH1	7.05	123.82	120.30
1	a3	208	ALA	N-CA-CB	-7.05	100.23	110.10
1	a5	161	PHE	CB-CG-CD1	7.05	125.73	120.80
1	aq	97	ARG	NE-CZ-NH2	7.05	123.82	120.30

Continued on next page...

Continued from previous page...

Mol	Chain	Res	Type	Atoms	Z	Observed(°)	Ideal(°)
1	at	166	ASP	CB-CG-OD2	7.05	124.64	118.30
1	aU	130	TYR	CG-CD2-CE2	-7.05	115.66	121.30
1	ca	180	GLU	OE1-CD-OE2	-7.05	114.84	123.30
1	ca	229	ARG	NE-CZ-NH1	7.05	123.82	120.30
1	cv	185	MET	CG-SD-CE	-7.05	88.93	100.20
1	du	96	MET	CG-SD-CE	-7.05	88.93	100.20
1	dG	173	ARG	NE-CZ-NH1	7.05	123.82	120.30
1	ea	143	ARG	NE-CZ-NH2	7.05	123.82	120.30
1	4m	166	ASP	CB-CG-OD1	7.04	124.64	118.30
1	5K	43	LEU	O-C-N	-7.04	111.43	122.70
1	7i	215	MET	CG-SD-CE	-7.04	88.93	100.20
1	c0	145	TYR	CB-CG-CD1	7.04	125.23	121.00
1	fo	65	ALA	N-CA-CB	-7.04	100.24	110.10
1	iZ	177	ALA	N-CA-CB	-7.04	100.24	110.10
1	kr	103	ASP	CB-CG-OD2	7.04	124.64	118.30
1	ly	82	ARG	NE-CZ-NH2	-7.04	116.78	120.30
1	lH	18	ARG	NE-CZ-NH2	-7.04	116.78	120.30
1	2a	45	GLU	OE1-CD-OE2	-7.04	114.85	123.30
1	40	229	ARG	NE-CZ-NH2	-7.04	116.78	120.30
1	4d	118	MET	CG-SD-CE	-7.04	88.93	100.20
1	5b	167	ARG	NE-CZ-NH2	-7.04	116.78	120.30
1	5U	130	TYR	CB-CG-CD2	-7.04	116.77	121.00
1	6v	81	ASP	CB-CG-OD2	7.04	124.64	118.30
1	7b	40	PHE	CB-CG-CD1	-7.04	115.87	120.80
1	8E	145	TYR	CG-CD2-CE2	7.04	126.94	121.30
1	9x	132	ARG	NE-CZ-NH1	7.04	123.82	120.30
1	9y	191	VAL	CA-CB-CG2	-7.04	100.34	110.90
1	en	169	TYR	CB-CG-CD1	7.04	125.23	121.00
1	gq	165	VAL	CA-CB-CG2	-7.04	100.34	110.90
1	hd	184	TRP	CB-CG-CD2	7.04	135.75	126.60
1	j3	167	ARG	NE-CZ-NH2	-7.04	116.78	120.30
1	l2	97	ARG	NE-CZ-NH2	-7.04	116.78	120.30
1	2e	167	ARG	NE-CZ-NH1	7.04	123.82	120.30
1	2i	168	PHE	CB-CG-CD1	-7.04	115.87	120.80
1	2E	97	ARG	CD-NE-CZ	7.04	133.46	123.60
1	3J	97	ARG	NE-CZ-NH1	7.04	123.82	120.30
1	5d	166	ASP	CB-CG-OD2	7.04	124.64	118.30
1	5X	169	TYR	CZ-CE2-CD2	-7.04	113.46	119.80
1	6W	132	ARG	NE-CZ-NH1	7.04	123.82	120.30
1	a2	34	PRO	N-CA-CB	7.04	111.75	103.30
1	cS	130	TYR	CG-CD2-CE2	7.04	126.93	121.30
1	dz	154	ARG	NE-CZ-NH2	-7.04	116.78	120.30

Continued on next page...

Continued from previous page...

Mol	Chain	Res	Type	Atoms	Z	Observed(°)	Ideal(°)
1	M	168	PHE	CB-CG-CD1	-7.04	115.87	120.80
1	gR	161	PHE	CB-CG-CD1	-7.04	115.87	120.80
1	iv	214	MET	CG-SD-CE	-7.04	88.94	100.20
1	2A	221	VAL	CA-CB-CG2	-7.04	100.34	110.90
1	4W	97	ARG	NE-CZ-NH1	7.04	123.82	120.30
1	5J	209	ALA	N-CA-CB	7.04	119.96	110.10
1	90	152	ASP	CB-CG-OD2	-7.04	111.96	118.30
1	aQ	97	ARG	NE-CZ-NH2	-7.04	116.78	120.30
1	bZ	130	TYR	CB-CG-CD2	-7.04	116.78	121.00
1	er	194	ALA	N-CA-CB	7.04	119.96	110.10
1	g0	82	ARG	NE-CZ-NH1	7.04	123.82	120.30
1	w	143	ARG	NH1-CZ-NH2	-7.04	111.66	119.40
1	z	144	MET	CA-CB-CG	7.04	125.27	113.30
1	j8	169	TYR	CB-CG-CD1	7.04	125.22	121.00
1	jq	167	ARG	NE-CZ-NH2	-7.04	116.78	120.30
1	kc	100	ARG	NE-CZ-NH1	7.04	123.82	120.30
1	kg	82	ARG	NH1-CZ-NH2	-7.04	111.66	119.40
1	2c	96	MET	CG-SD-CE	-7.04	88.94	100.20
1	48	98	GLU	OE1-CD-OE2	-7.04	114.85	123.30
1	4q	162	ARG	NE-CZ-NH1	-7.04	116.78	120.30
1	53	81	ASP	CB-CG-OD1	-7.04	111.97	118.30
1	6B	130	TYR	CB-CG-CD2	7.04	125.22	121.00
1	6W	169	TYR	CB-CG-CD1	7.04	125.22	121.00
1	7g	169	TYR	CD1-CE1-CZ	-7.04	113.47	119.80
1	8C	167	ARG	NH1-CZ-NH2	-7.04	111.66	119.40
1	9B	82	ARG	NE-CZ-NH2	-7.04	116.78	120.30
1	cT	152	ASP	CB-CG-OD2	7.04	124.64	118.30
1	df	80	TRP	CB-CG-CD2	7.04	135.75	126.60
1	do	168	PHE	O-C-N	-7.04	111.44	122.70
1	f7	103	ASP	CB-CG-OD1	7.04	124.64	118.30
1	gu	108	THR	CA-CB-CG2	-7.04	102.55	112.40
1	io	88	ALA	CB-CA-C	-7.04	99.54	110.10
1	iA	130	TYR	CB-CG-CD1	7.04	125.22	121.00
1	jR	80	TRP	CB-CG-CD2	7.04	135.75	126.60
1	8x	100	ARG	NE-CZ-NH2	-7.04	116.78	120.30
1	gA	185	MET	CG-SD-CE	-7.04	88.94	100.20
1	iS	76	GLU	OE1-CD-OE2	-7.04	114.86	123.30
1	3B	173	ARG	NE-CZ-NH1	7.04	123.82	120.30
1	5z	145	TYR	CB-CG-CD1	7.04	125.22	121.00
1	6p	82	ARG	NH1-CZ-NH2	-7.04	111.66	119.40
1	6w	82	ARG	NE-CZ-NH2	-7.04	116.78	120.30
1	77	51	ASP	CB-CG-OD1	-7.04	111.97	118.30

Continued on next page...

Continued from previous page...

Mol	Chain	Res	Type	Atoms	Z	Observed(°)	Ideal(°)
1	7d	32	PHE	CB-CG-CD2	7.04	125.72	120.80
1	a1	32	PHE	CB-CG-CD1	7.04	125.72	120.80
1	bQ	162	ARG	NE-CZ-NH1	7.04	123.82	120.30
1	dC	190	LEU	CB-CA-C	7.04	123.57	110.20
1	ea	81	ASP	CB-CG-OD2	-7.04	111.97	118.30
1	fl	214	MET	O-C-N	-7.04	111.44	122.70
1	d	229	ARG	NE-CZ-NH1	7.04	123.82	120.30
1	1Z	32	PHE	CB-CG-CD1	7.03	125.72	120.80
1	kp	130	TYR	CB-CG-CD2	-7.03	116.78	121.00
1	kF	229	ARG	NH1-CZ-NH2	-7.03	111.66	119.40
1	2w	40	PHE	CB-CG-CD2	-7.03	115.88	120.80
1	4q	7	GLN	N-CA-CB	7.03	123.26	110.60
1	77	143	ARG	NE-CZ-NH2	-7.03	116.78	120.30
1	8C	81	ASP	CB-CG-OD1	7.03	124.63	118.30
1	bm	173	ARG	NE-CZ-NH2	7.03	123.82	120.30
1	bt	167	ARG	NE-CZ-NH2	-7.03	116.78	120.30
1	c5	10	MET	CG-SD-CE	-7.03	88.95	100.20
1	cG	32	PHE	CB-CG-CD2	7.03	125.72	120.80
1	e2	145	TYR	CG-CD2-CE2	-7.03	115.67	121.30
1	eQ	188	THR	CA-CB-CG2	-7.03	102.55	112.40
1	lg	132	ARG	NE-CZ-NH1	7.03	123.82	120.30
1	35	210	THR	CA-CB-CG2	7.03	122.25	112.40
1	3b	59	VAL	CG1-CB-CG2	7.03	122.15	110.90
1	5F	197	ASP	CB-CG-OD2	7.03	124.63	118.30
1	5P	66	MET	CG-SD-CE	-7.03	88.95	100.20
1	5W	68	MET	CG-SD-CE	-7.03	88.95	100.20
1	d2	80	TRP	CH2-CZ2-CE2	-7.03	110.37	117.40
1	dg	100	ARG	NE-CZ-NH1	7.03	123.82	120.30
1	1k	173	ARG	NE-CZ-NH1	7.03	123.82	120.30
1	eP	174	ALA	N-CA-CB	-7.03	100.25	110.10
1	gr	214	MET	CG-SD-CE	-7.03	88.95	100.20
1	he	18	ARG	NE-CZ-NH1	7.03	123.81	120.30
1	hD	23	TRP	CB-CG-CD1	7.03	136.14	127.00
1	hQ	168	PHE	CB-CG-CD2	-7.03	115.88	120.80
1	j0	36	VAL	CG1-CB-CG2	7.03	122.15	110.90
1	ki	143	ARG	NH1-CZ-NH2	-7.03	111.67	119.40
1	22	103	ASP	CB-CG-OD2	7.03	124.63	118.30
1	kH	130	TYR	CG-CD1-CE1	-7.03	115.67	121.30
1	4g	33	SER	N-CA-CB	-7.03	99.95	110.50
1	7j	100	ARG	NH1-CZ-NH2	-7.03	111.67	119.40
1	7s	167	ARG	NE-CZ-NH2	-7.03	116.78	120.30
1	7w	40	PHE	CB-CG-CD1	-7.03	115.88	120.80

Continued on next page...

Continued from previous page...

Mol	Chain	Res	Type	Atoms	Z	Observed(°)	Ideal(°)
1	85	161	PHE	CB-CG-CD2	7.03	125.72	120.80
1	9l	27	VAL	CG1-CB-CG2	-7.03	99.65	110.90
1	ba	167	ARG	NE-CZ-NH1	7.03	123.81	120.30
1	19	27	VAL	CG1-CB-CG2	-7.03	99.65	110.90
1	K	53	ASN	O-C-N	-7.03	111.45	122.70
1	1G	82	ARG	O-C-N	-7.03	111.45	122.70
1	gX	130	TYR	CB-CG-CD1	7.03	125.22	121.00
1	ht	197	ASP	CB-CG-OD1	7.03	124.63	118.30
1	iv	144	MET	CG-SD-CE	-7.03	88.95	100.20
1	jI	162	ARG	NE-CZ-NH1	-7.03	116.78	120.30
1	ky	212	GLU	N-CA-CB	-7.03	97.95	110.60
1	29	55	MET	CG-SD-CE	-7.03	88.95	100.20
1	lM	18	ARG	NH1-CZ-NH2	-7.03	111.67	119.40
1	a1	152	ASP	CB-CG-OD2	7.03	124.63	118.30
1	c8	130	TYR	CB-CG-CD1	7.03	125.22	121.00
1	dT	23	TRP	CD1-CG-CD2	7.03	111.92	106.30
1	g2	229	ARG	NE-CZ-NH2	7.03	123.81	120.30
1	gi	210	THR	CA-CB-CG2	-7.03	102.56	112.40
1	gu	164	TYR	CB-CG-CD2	-7.03	116.78	121.00
1	hQ	31	ALA	CB-CA-C	-7.03	99.56	110.10
1	jz	77	ALA	CB-CA-C	-7.03	99.56	110.10
1	jC	23	TRP	CB-CG-CD1	-7.03	117.86	127.00
1	lM	213	GLU	N-CA-CB	7.03	123.25	110.60
1	80	205	LEU	CB-CG-CD1	-7.03	99.05	111.00
1	8k	216	THR	CA-CB-CG2	-7.03	102.56	112.40
1	b1	64	ALA	N-CA-CB	-7.03	100.26	110.10
1	dD	177	ALA	N-CA-CB	7.03	119.94	110.10
1	dY	194	ALA	CB-CA-C	7.03	120.64	110.10
1	fW	169	TYR	CB-CG-CD2	7.03	125.22	121.00
1	gZ	107	THR	CA-CB-CG2	-7.03	102.56	112.40
1	lL	100	ARG	NE-CZ-NH2	-7.03	116.79	120.30
1	kP	186	THR	CA-CB-CG2	-7.03	102.56	112.40
1	5u	130	TYR	CG-CD2-CE2	-7.03	115.68	121.30
1	65	128	GLU	OE1-CD-OE2	-7.03	114.87	123.30
1	6y	154	ARG	NE-CZ-NH1	7.03	123.81	120.30
1	6N	18	ARG	NE-CZ-NH2	-7.03	116.79	120.30
1	7W	10	MET	CG-SD-CE	-7.03	88.96	100.20
1	9f	143	ARG	NE-CZ-NH2	-7.03	116.79	120.30
1	ag	100	ARG	NE-CZ-NH2	-7.03	116.79	120.30
1	b3	168	PHE	CB-CG-CD2	-7.03	115.88	120.80
1	bi	129	ILE	O-C-N	-7.03	111.46	122.70
1	eV	167	ARG	NE-CZ-NH1	7.03	123.81	120.30

Continued on next page...

Continued from previous page...

Mol	Chain	Res	Type	Atoms	Z	Observed(°)	Ideal(°)
1	f5	184	TRP	CA-CB-CG	7.03	127.05	113.70
1	fG	161	PHE	CB-CG-CD2	7.03	125.72	120.80
1	f	108	THR	CA-CB-CG2	-7.03	102.56	112.40
1	gu	154	ARG	NE-CZ-NH2	-7.02	116.79	120.30
1	3b	214	MET	CG-SD-CE	-7.02	88.96	100.20
1	45	18	ARG	NE-CZ-NH1	-7.02	116.79	120.30
1	4G	169	TYR	CB-CG-CD2	7.02	125.21	121.00
1	80	18	ARG	NE-CZ-NH1	7.02	123.81	120.30
1	82	32	PHE	CB-CG-CD1	7.02	125.72	120.80
1	c9	18	ARG	NH1-CZ-NH2	-7.02	111.67	119.40
1	g8	152	ASP	CB-CG-OD2	7.02	124.62	118.30
1	gV	173	ARG	NE-CZ-NH1	7.02	123.81	120.30
1	i8	40	PHE	CG-CD1-CE1	7.02	128.52	120.80
1	1Y	107	THR	CA-CB-CG2	-7.02	102.57	112.40
1	kO	65	ALA	N-CA-CB	7.02	119.93	110.10
1	27	132	ARG	NE-CZ-NH1	-7.02	116.79	120.30
1	at	165	VAL	CA-CB-CG2	-7.02	100.37	110.90
1	c0	40	PHE	CB-CG-CD1	-7.02	115.88	120.80
1	cx	166	ASP	CB-CG-OD2	7.02	124.62	118.30
1	fi	130	TYR	CB-CG-CD2	-7.02	116.79	121.00
1	fE	185	MET	CG-SD-CE	-7.02	88.96	100.20
1	gn	162	ARG	NH1-CZ-NH2	-7.02	111.68	119.40
1	hC	86	VAL	CA-CB-CG1	7.02	121.43	110.90
1	ll	169	TYR	CB-CG-CD1	7.02	125.21	121.00
1	3v	32	PHE	CB-CG-CD2	-7.02	115.89	120.80
1	43	24	VAL	CA-CB-CG1	-7.02	100.37	110.90
1	ap	82	ARG	NE-CZ-NH2	-7.02	116.79	120.30
1	aU	96	MET	O-C-N	-7.02	111.47	122.70
1	da	117	TRP	CE2-CD2-CG	-7.02	101.68	107.30
1	du	215	MET	CG-SD-CE	-7.02	88.97	100.20
1	eZ	32	PHE	CB-CG-CD2	-7.02	115.89	120.80
1	gV	229	ARG	NE-CZ-NH1	-7.02	116.79	120.30
1	gW	133	TRP	CB-CG-CD2	7.02	135.73	126.60
1	h8	163	ASP	CB-CG-OD1	7.02	124.62	118.30
1	i7	96	MET	CG-SD-CE	-7.02	88.97	100.20
1	1V	25	LYS	O-C-N	-7.02	111.47	122.70
1	k7	167	ARG	NE-CZ-NH2	-7.02	116.79	120.30
1	l2	65	ALA	N-CA-CB	-7.02	100.27	110.10
1	27	182	LYS	O-C-N	-7.02	111.47	122.70
1	ll	117	TRP	CB-CG-CD2	7.02	135.73	126.60
1	lv	130	TYR	CG-CD2-CE2	-7.02	115.69	121.30
1	58	54	THR	CA-CB-CG2	-7.02	102.57	112.40

Continued on next page...

Continued from previous page...

Mol	Chain	Res	Type	Atoms	Z	Observed(°)	Ideal(°)
1	58	80	TRP	CB-CG-CD2	7.02	135.72	126.60
1	8w	51	ASP	CB-CG-OD1	7.02	124.62	118.30
1	9D	22	ALA	CB-CA-C	7.02	120.63	110.10
1	9S	130	TYR	CB-CG-CD1	7.02	125.21	121.00
1	a7	100	ARG	NE-CZ-NH1	7.02	123.81	120.30
1	c1	191	VAL	CG1-CB-CG2	7.02	122.13	110.90
1	c7	143	ARG	NE-CZ-NH2	-7.02	116.79	120.30
1	cm	167	ARG	NE-CZ-NH1	7.02	123.81	120.30
1	dX	100	ARG	NE-CZ-NH2	-7.02	116.79	120.30
1	eg	132	ARG	NE-CZ-NH1	7.02	123.81	120.30
1	eP	144	MET	CG-SD-CE	-7.02	88.97	100.20
1	h	112	GLN	O-C-N	-7.02	111.47	122.70
1	E	161	PHE	CB-CG-CD2	-7.02	115.89	120.80
1	gl	173	ARG	NE-CZ-NH2	-7.02	116.79	120.30
1	if	167	ARG	NE-CZ-NH2	-7.02	116.79	120.30
1	jb	52	LEU	CB-CG-CD2	7.02	122.93	111.00
1	kI	76	GLU	OE1-CD-OE2	-7.02	114.88	123.30
1	lC	173	ARG	NE-CZ-NH2	7.02	123.81	120.30
1	47	12	HIS	CA-CB-CG	7.02	125.53	113.60
1	4x	23	TRP	CB-CG-CD1	-7.02	117.88	127.00
1	6V	210	THR	CA-CB-CG2	-7.02	102.58	112.40
1	7J	167	ARG	NE-CZ-NH2	-7.02	116.79	120.30
1	ad	161	PHE	CB-CG-CD2	7.02	125.71	120.80
1	cN	130	TYR	CG-CD1-CE1	-7.02	115.69	121.30
1	dh	145	TYR	CG-CD2-CE2	-7.02	115.69	121.30
1	dD	40	PHE	CB-CG-CD2	-7.02	115.89	120.80
1	dN	145	TYR	CB-CG-CD2	-7.02	116.79	121.00
1	eY	68	MET	CB-CA-C	7.02	124.44	110.40
1	V	173	ARG	NH1-CZ-NH2	-7.02	111.68	119.40
1	gB	145	TYR	CB-CG-CD1	-7.02	116.79	121.00
1	h2	16	SER	N-CA-CB	-7.02	99.97	110.50
1	hG	117	TRP	CB-CG-CD1	-7.02	117.88	127.00
1	i5	32	PHE	CB-CG-CD2	-7.02	115.89	120.80
1	kS	171	THR	CA-CB-CG2	-7.02	102.58	112.40
1	2U	29	GLU	OE1-CD-OE2	-7.02	114.88	123.30
1	6y	197	ASP	CB-CG-OD1	-7.02	111.98	118.30
1	7r	167	ARG	NE-CZ-NH1	7.02	123.81	120.30
1	cb	82	ARG	NE-CZ-NH1	7.02	123.81	120.30
1	dH	164	TYR	CG-CD1-CE1	-7.02	115.69	121.30
1	dZ	132	ARG	NE-CZ-NH2	-7.02	116.79	120.30
1	eO	152	ASP	CB-CG-OD2	-7.02	111.99	118.30
1	gC	169	TYR	CG-CD1-CE1	-7.01	115.69	121.30

Continued on next page...

Continued from previous page...

Mol	Chain	Res	Type	Atoms	Z	Observed(°)	Ideal(°)
1	gY	176	GLN	O-C-N	-7.01	111.48	122.70
1	kT	40	PHE	CB-CG-CD1	7.01	125.71	120.80
1	77	130	TYR	CB-CG-CD2	-7.01	116.79	121.00
1	7K	197	ASP	CB-CG-OD1	7.01	124.61	118.30
1	9B	82	ARG	CD-NE-CZ	-7.01	113.78	123.60
1	eH	229	ARG	CD-NE-CZ	7.01	133.42	123.60
1	fv	68	MET	CA-CB-CG	7.01	125.22	113.30
1	fA	214	MET	CG-SD-CE	-7.01	88.98	100.20
1	i2	80	TRP	CB-CG-CD1	-7.01	117.88	127.00
1	4e	143	ARG	NE-CZ-NH1	7.01	123.81	120.30
1	6P	100	ARG	NE-CZ-NH2	-7.01	116.79	120.30
1	7p	97	ARG	NE-CZ-NH2	-7.01	116.79	120.30
1	f8	154	ARG	NE-CZ-NH1	7.01	123.81	120.30
1	B	145	TYR	CB-CG-CD2	7.01	125.21	121.00
1	5	132	ARG	NH1-CZ-NH2	-7.01	111.69	119.40
1	kg	168	PHE	CB-CG-CD2	-7.01	115.89	120.80
1	kz	154	ARG	NH1-CZ-NH2	-7.01	111.69	119.40
1	kO	10	MET	CG-SD-CE	-7.01	88.98	100.20
1	3l	163	ASP	CB-CG-OD2	7.01	124.61	118.30
1	3A	184	TRP	CE2-CD2-CG	-7.01	101.69	107.30
1	3H	161	PHE	CB-CG-CD1	7.01	125.71	120.80
1	5H	185	MET	CG-SD-CE	-7.01	88.98	100.20
1	8R	88	ALA	CB-CA-C	-7.01	99.58	110.10
1	as	40	PHE	CB-CG-CD2	-7.01	115.89	120.80
1	au	97	ARG	NE-CZ-NH1	7.01	123.81	120.30
1	bm	215	MET	CG-SD-CE	-7.01	88.98	100.20
1	l8	82	ARG	NH1-CZ-NH2	-7.01	111.69	119.40
1	d1	132	ARG	NE-CZ-NH1	7.01	123.81	120.30
1	em	191	VAL	CA-CB-CG1	7.01	121.42	110.90
1	eS	100	ARG	NE-CZ-NH2	-7.01	116.80	120.30
1	jd	191	VAL	O-C-N	-7.01	111.48	122.70
1	lV	124	ILE	CA-CB-CG1	7.01	124.32	111.00
1	lr	166	ASP	O-C-N	-7.01	111.49	122.70
1	4h	108	THR	N-CA-CB	7.01	123.62	110.30
1	4U	173	ARG	NE-CZ-NH1	7.01	123.81	120.30
1	5d	32	PHE	CB-CG-CD1	7.01	125.71	120.80
1	6v	117	TRP	CB-CG-CD2	7.01	135.71	126.60
1	8Y	164	TYR	CB-CG-CD1	7.01	125.21	121.00
1	97	143	ARG	NE-CZ-NH1	7.01	123.81	120.30
1	bq	152	ASP	CB-CG-OD1	7.01	124.61	118.30
1	bT	23	TRP	CB-CG-CD2	7.01	135.71	126.60
1	lj	45	GLU	N-CA-CB	7.01	123.22	110.60

Continued on next page...

Continued from previous page...

Mol	Chain	Res	Type	Atoms	Z	Observed(°)	Ideal(°)
1	ep	164	TYR	CG-CD2-CE2	-7.01	115.69	121.30
1	fl	100	ARG	O-C-N	-7.01	111.28	123.20
1	k	117	TRP	CD1-NE1-CE2	7.01	115.31	109.00
1	hi	25	LYS	O-C-N	-7.01	111.49	122.70
1	hz	132	ARG	NE-CZ-NH2	-7.01	116.80	120.30
1	kE	32	PHE	CB-CG-CD2	7.01	125.71	120.80
1	2v	162	ARG	NE-CZ-NH2	-7.01	116.80	120.30
1	45	81	ASP	CB-CG-OD2	7.01	124.61	118.30
1	7L	18	ARG	CD-NE-CZ	7.01	133.41	123.60
1	aI	130	TYR	CB-CG-CD1	7.01	125.20	121.00
1	kX	169	TYR	CD1-CG-CD2	7.01	125.61	117.90
1	31	143	ARG	NE-CZ-NH2	-7.01	116.80	120.30
1	31	229	ARG	NE-CZ-NH1	7.01	123.80	120.30
1	4b	130	TYR	CG-CD1-CE1	-7.01	115.69	121.30
1	64	69	LEU	O-C-N	-7.01	111.49	122.70
1	7t	185	MET	CG-SD-CE	-7.01	88.99	100.20
1	7F	184	TRP	CE2-CD2-CG	-7.01	101.69	107.30
1	bh	161	PHE	CB-CG-CD1	-7.01	115.90	120.80
1	bD	103	ASP	CB-CG-OD1	7.01	124.61	118.30
1	cH	107	THR	CA-CB-CG2	-7.01	102.59	112.40
1	ev	161	PHE	CB-CG-CD2	7.01	125.70	120.80
1	gd	82	ARG	NE-CZ-NH2	-7.00	116.80	120.30
1	iq	82	ARG	NE-CZ-NH2	-7.00	116.80	120.30
1	kz	23	TRP	CG-CD2-CE3	7.00	140.21	133.90
1	kE	166	ASP	CB-CG-OD1	7.00	124.60	118.30
1	kI	185	MET	CG-SD-CE	-7.00	88.99	100.20
1	2S	169	TYR	CZ-CE2-CD2	7.00	126.10	119.80
1	4M	143	ARG	NE-CZ-NH2	-7.00	116.80	120.30
1	4V	145	TYR	CB-CG-CD1	-7.00	116.80	121.00
1	5A	80	TRP	CD1-CG-CD2	7.00	111.90	106.30
1	8k	161	PHE	CB-CG-CD2	-7.00	115.90	120.80
1	cK	167	ARG	NH1-CZ-NH2	-7.00	111.69	119.40
1	h0	164	TYR	CG-CD2-CE2	7.00	126.90	121.30
1	kX	180	GLU	O-C-N	-7.00	111.49	122.70
1	le	173	ARG	NH1-CZ-NH2	-7.00	111.70	119.40
1	lm	154	ARG	NE-CZ-NH1	7.00	123.80	120.30
1	lK	105	ALA	N-CA-CB	-7.00	100.30	110.10
1	6t	184	TRP	CB-CG-CD2	7.00	135.70	126.60
1	7j	184	TRP	CG-CD1-NE1	-7.00	103.10	110.10
1	7z	145	TYR	CB-CG-CD1	7.00	125.20	121.00
1	8i	130	TYR	CB-CG-CD2	-7.00	116.80	121.00
1	9g	23	TRP	CB-CG-CD1	-7.00	117.90	127.00

Continued on next page...

Continued from previous page...

Mol	Chain	Res	Type	Atoms	Z	Observed(°)	Ideal(°)
1	9C	80	TRP	O-C-N	-7.00	111.50	122.70
1	ea	117	TRP	CD1-CG-CD2	-7.00	100.70	106.30
1	ei	103	ASP	CB-CG-OD2	-7.00	112.00	118.30
1	ew	162	ARG	NE-CZ-NH1	7.00	123.80	120.30
1	fr	164	TYR	CB-CG-CD1	7.00	125.20	121.00
1	c	10	MET	CG-SD-CE	-7.00	88.99	100.20
1	h5	40	PHE	CB-CG-CD1	-7.00	115.90	120.80
1	hJ	143	ARG	CD-NE-CZ	7.00	133.40	123.60
1	ij	161	PHE	CB-CG-CD1	-7.00	115.90	120.80
1	iK	183	ASN	CB-CA-C	-7.00	96.40	110.40
1	iL	162	ARG	NE-CZ-NH1	-7.00	116.80	120.30
1	lJ	132	ARG	NE-CZ-NH2	7.00	123.80	120.30
1	40	126	VAL	CA-CB-CG1	-7.00	100.40	110.90
1	4g	18	ARG	NE-CZ-NH2	7.00	123.80	120.30
1	5C	80	TRP	CD1-CG-CD2	7.00	111.90	106.30
1	6O	143	ARG	NH1-CZ-NH2	-7.00	111.70	119.40
1	6Y	163	ASP	CB-CG-OD1	7.00	124.60	118.30
1	76	97	ARG	NE-CZ-NH2	-7.00	116.80	120.30
1	7k	66	MET	CG-SD-CE	-7.00	89.00	100.20
1	8p	191	VAL	CG1-CB-CG2	-7.00	99.70	110.90
1	ag	184	TRP	CB-CG-CD1	-7.00	117.90	127.00
1	aG	97	ARG	NE-CZ-NH2	7.00	123.80	120.30
1	c8	100	ARG	NE-CZ-NH1	7.00	123.80	120.30
1	ex	82	ARG	NE-CZ-NH1	7.00	123.80	120.30
1	S	154	ARG	NE-CZ-NH2	-7.00	116.80	120.30
1	gI	18	ARG	NE-CZ-NH2	-7.00	116.80	120.30
1	hK	229	ARG	NE-CZ-NH1	7.00	123.80	120.30
1	kX	164	TYR	CG-CD2-CE2	-7.00	115.70	121.30
1	6c	167	ARG	NE-CZ-NH1	7.00	123.80	120.30
1	7n	167	ARG	NH1-CZ-NH2	-7.00	111.70	119.40
1	7r	103	ASP	CB-CG-OD2	-7.00	112.00	118.30
1	9m	164	TYR	CB-CG-CD2	-7.00	116.80	121.00
1	9H	167	ARG	NH1-CZ-NH2	-7.00	111.70	119.40
1	dl	161	PHE	CB-CG-CD1	-7.00	115.90	120.80
1	eA	162	ARG	NE-CZ-NH2	-7.00	116.80	120.30
1	eU	173	ARG	NH1-CZ-NH2	-7.00	111.70	119.40
1	fM	105	ALA	O-C-N	-7.00	111.30	123.20
1	gY	81	ASP	CB-CG-OD2	-7.00	112.00	118.30
1	lI	130	TYR	CG-CD2-CE2	-7.00	115.70	121.30
1	hB	80	TRP	NE1-CE2-CD2	7.00	114.30	107.30
1	kj	23	TRP	CB-CG-CD1	-7.00	117.90	127.00
1	l7	168	PHE	CB-CG-CD1	-7.00	115.90	120.80

Continued on next page...

Continued from previous page...

Mol	Chain	Res	Type	Atoms	Z	Observed(°)	Ideal(°)
1	ln	173	ARG	NE-CZ-NH1	7.00	123.80	120.30
1	2M	169	TYR	CB-CG-CD1	7.00	125.20	121.00
1	2O	18	ARG	NE-CZ-NH1	7.00	123.80	120.30
1	2Y	109	SER	N-CA-CB	7.00	121.00	110.50
1	39	63	GLN	O-C-N	-7.00	111.50	122.70
1	4N	166	ASP	N-CA-CB	7.00	123.20	110.60
1	7a	51	ASP	CB-CG-OD2	7.00	124.60	118.30
1	8U	164	TYR	CB-CG-CD2	-7.00	116.80	121.00
1	9Q	82	ARG	NE-CZ-NH1	7.00	123.80	120.30
1	aP	167	ARG	NE-CZ-NH1	7.00	123.80	120.30
1	aW	172	LEU	CB-CG-CD1	7.00	122.90	111.00
1	b1	154	ARG	NH1-CZ-NH2	-7.00	111.70	119.40
1	cL	23	TRP	CG-CD1-NE1	-7.00	103.10	110.10
1	er	168	PHE	CB-CG-CD2	-7.00	115.90	120.80
1	fl	188	THR	N-CA-CB	7.00	123.59	110.30
1	hz	96	MET	CA-CB-CG	7.00	125.19	113.30
1	ia	100	ARG	NE-CZ-NH2	-7.00	116.80	120.30
1	k4	164	TYR	CZ-CE2-CD2	7.00	126.10	119.80
1	li	145	TYR	CB-CG-CD2	7.00	125.20	121.00
1	2R	161	PHE	CB-CG-CD1	-7.00	115.90	120.80
1	9S	18	ARG	NE-CZ-NH1	7.00	123.80	120.30
1	a7	229	ARG	NH1-CZ-NH2	-7.00	111.70	119.40
1	b4	161	PHE	CB-CG-CD1	-7.00	115.90	120.80
1	bN	229	ARG	NE-CZ-NH2	-7.00	116.80	120.30
1	cp	130	TYR	CD1-CG-CD2	7.00	125.60	117.90
1	dI	110	THR	O-C-N	-7.00	111.51	122.70
1	eB	107	THR	CA-CB-CG2	-7.00	102.60	112.40
1	hg	188	THR	CA-CB-CG2	-7.00	102.61	112.40
1	ir	18	ARG	NE-CZ-NH1	7.00	123.80	120.30
1	iv	184	TRP	CH2-CZ2-CE2	7.00	124.39	117.40
1	lI	166	ASP	CB-CG-OD2	-7.00	112.00	118.30
1	60	52	LEU	CB-CG-CD1	7.00	122.89	111.00
1	8m	64	ALA	CB-CA-C	7.00	120.59	110.10
1	9f	32	PHE	CB-CG-CD2	-7.00	115.90	120.80
1	an	18	ARG	NE-CZ-NH2	-7.00	116.80	120.30
1	u	212	GLU	OE1-CD-OE2	-7.00	114.91	123.30
1	iF	167	ARG	NE-CZ-NH2	6.99	123.80	120.30
1	jA	145	TYR	CG-CD1-CE1	-6.99	115.71	121.30
1	jA	186	THR	CA-CB-CG2	-6.99	102.61	112.40
1	jN	27	VAL	CA-CB-CG2	-6.99	100.41	110.90
1	lP	229	ARG	NE-CZ-NH2	6.99	123.80	120.30
1	2n	80	TRP	CG-CD2-CE3	-6.99	127.61	133.90

Continued on next page...

Continued from previous page...

Mol	Chain	Res	Type	Atoms	Z	Observed(°)	Ideal(°)
1	5c	119	THR	N-CA-CB	6.99	123.59	110.30
1	5s	100	ARG	NE-CZ-NH1	6.99	123.80	120.30
1	6h	184	TRP	CE3-CZ3-CH2	6.99	128.89	121.20
1	7I	164	TYR	CB-CG-CD2	-6.99	116.80	121.00
1	8q	40	PHE	CB-CG-CD2	-6.99	115.91	120.80
1	96	169	TYR	CB-CG-CD2	-6.99	116.80	121.00
1	9J	143	ARG	NE-CZ-NH1	6.99	123.80	120.30
1	ar	182	LYS	O-C-N	-6.99	111.51	122.70
1	cn	161	PHE	CB-CG-CD1	-6.99	115.91	120.80
1	d8	18	ARG	NE-CZ-NH1	6.99	123.80	120.30
1	lo	164	TYR	CB-CG-CD2	6.99	125.20	121.00
1	eH	154	ARG	NE-CZ-NH1	6.99	123.80	120.30
1	l	164	TYR	CB-CG-CD1	-6.99	116.80	121.00
1	P	130	TYR	CB-CG-CD1	-6.99	116.80	121.00
1	hp	97	ARG	NE-CZ-NH2	-6.99	116.80	120.30
1	k8	185	MET	CG-SD-CE	-6.99	89.01	100.20
1	4k	133	TRP	CB-CG-CD1	6.99	136.09	127.00
1	ce	229	ARG	NH1-CZ-NH2	-6.99	111.71	119.40
1	dH	143	ARG	NE-CZ-NH1	6.99	123.80	120.30
1	i1	184	TRP	CG-CD2-CE3	6.99	140.19	133.90
1	kn	187	GLU	O-C-N	-6.99	111.52	122.70
1	3e	169	TYR	CB-CG-CD2	-6.99	116.81	121.00
1	3m	173	ARG	NE-CZ-NH2	-6.99	116.81	120.30
1	3r	130	TYR	CB-CG-CD1	6.99	125.19	121.00
1	5a	105	ALA	CB-CA-C	6.99	120.59	110.10
1	5m	117	TRP	CD1-CG-CD2	-6.99	100.71	106.30
1	6b	229	ARG	NE-CZ-NH1	6.99	123.80	120.30
1	7l	130	TYR	CB-CG-CD2	-6.99	116.81	121.00
1	9K	161	PHE	CB-CG-CD1	6.99	125.69	120.80
1	bI	230	VAL	CB-CA-C	-6.99	98.12	111.40
1	c2	173	ARG	NH1-CZ-NH2	-6.99	111.71	119.40
1	cM	162	ARG	NE-CZ-NH1	6.99	123.80	120.30
1	d0	100	ARG	NE-CZ-NH1	6.99	123.80	120.30
1	eb	100	ARG	NE-CZ-NH2	-6.99	116.81	120.30
1	e	186	THR	CA-CB-CG2	-6.99	102.61	112.40
1	go	100	ARG	N-CA-CB	6.99	123.18	110.60
1	gt	71	GLU	OE1-CD-OE2	-6.99	114.91	123.30
1	hk	26	VAL	CG1-CB-CG2	-6.99	99.72	110.90
1	iF	218	CYS	N-CA-CB	6.99	123.18	110.60
1	iS	145	TYR	CB-CG-CD1	6.99	125.19	121.00
1	jt	59	VAL	CG1-CB-CG2	-6.99	99.72	110.90
1	kj	208	ALA	N-CA-CB	-6.99	100.32	110.10

Continued on next page...

Continued from previous page...

Mol	Chain	Res	Type	Atoms	Z	Observed(°)	Ideal(°)
1	22	164	TYR	CG-CD1-CE1	-6.99	115.71	121.30
1	27	142	VAL	O-C-N	-6.99	111.52	122.70
1	lF	229	ARG	NE-CZ-NH2	-6.99	116.81	120.30
1	3z	161	PHE	CD1-CG-CD2	-6.99	109.22	118.30
1	5E	143	ARG	NH1-CZ-NH2	-6.99	111.71	119.40
1	8A	169	TYR	CB-CG-CD2	-6.99	116.81	121.00
1	97	229	ARG	NE-CZ-NH2	-6.99	116.81	120.30
1	9C	77	ALA	N-CA-CB	-6.99	100.32	110.10
1	af	181	VAL	CA-CB-CG2	-6.99	100.42	110.90
1	az	154	ARG	NE-CZ-NH2	-6.99	116.81	120.30
1	c7	229	ARG	NE-CZ-NH1	6.99	123.79	120.30
1	cE	17	PRO	N-CA-CB	6.99	111.69	103.30
1	cK	164	TYR	CB-CG-CD1	6.99	125.19	121.00
1	dz	88	ALA	CB-CA-C	-6.99	99.62	110.10
1	lu	117	TRP	CB-CG-CD2	6.99	135.68	126.60
1	ht	143	ARG	NH1-CZ-NH2	-6.99	111.71	119.40
1	iw	173	ARG	NE-CZ-NH1	6.99	123.79	120.30
1	jn	214	MET	CG-SD-CE	-6.99	89.02	100.20
1	lt	229	ARG	NH1-CZ-NH2	-6.99	111.71	119.40
1	2h	40	PHE	CB-CG-CD2	-6.99	115.91	120.80
1	48	144	MET	CA-CB-CG	6.99	125.18	113.30
1	5l	229	ARG	NE-CZ-NH2	-6.99	116.81	120.30
1	9j	25	LYS	O-C-N	-6.99	111.52	122.70
1	br	163	ASP	CB-CG-OD2	6.99	124.59	118.30
1	fU	143	ARG	NH1-CZ-NH2	-6.99	111.72	119.40
1	t	132	ARG	NH1-CZ-NH2	-6.99	111.72	119.40
1	gf	119	THR	CA-CB-CG2	-6.99	102.62	112.40
1	gM	80	TRP	CD1-CG-CD2	6.99	111.89	106.30
1	hj	72	THR	CA-CB-CG2	6.99	122.18	112.40
1	hj	143	ARG	NH1-CZ-NH2	6.99	127.08	119.40
1	hu	128	GLU	OE1-CD-OE2	-6.99	114.92	123.30
1	kB	229	ARG	NE-CZ-NH2	-6.99	116.81	120.30
1	lo	119	THR	CA-CB-CG2	-6.99	102.62	112.40
1	2Z	167	ARG	NE-CZ-NH2	-6.99	116.81	120.30
1	3Y	154	ARG	NE-CZ-NH2	-6.99	116.81	120.30
1	4L	167	ARG	CD-NE-CZ	6.99	133.38	123.60
1	5A	92	GLU	OE1-CD-OE2	-6.99	114.92	123.30
1	7J	51	ASP	CB-CG-OD1	6.99	124.59	118.30
1	8e	59	VAL	CA-CB-CG2	-6.99	100.42	110.90
1	94	130	TYR	CB-CG-CD2	-6.99	116.81	121.00
1	a7	214	MET	CG-SD-CE	-6.99	89.02	100.20
1	al	97	ARG	NE-CZ-NH2	-6.99	116.81	120.30

Continued on next page...

Continued from previous page...

Mol	Chain	Res	Type	Atoms	Z	Observed(°)	Ideal(°)
1	bg	169	TYR	CB-CG-CD2	-6.99	116.81	121.00
1	1c	173	ARG	NH1-CZ-NH2	-6.99	111.72	119.40
1	cR	51	ASP	CB-CG-OD1	6.99	124.59	118.30
1	gj	82	ARG	NE-CZ-NH1	6.98	123.79	120.30
1	js	132	ARG	NE-CZ-NH2	-6.98	116.81	120.30
1	5u	132	ARG	NE-CZ-NH2	-6.98	116.81	120.30
1	ac	103	ASP	CB-CG-OD1	6.98	124.59	118.30
1	bg	80	TRP	CE3-CZ3-CH2	6.98	128.88	121.20
1	bn	132	ARG	NE-CZ-NH1	6.98	123.79	120.30
1	ca	103	ASP	CB-CG-OD2	-6.98	112.01	118.30
1	cn	39	MET	CG-SD-CE	-6.98	89.03	100.20
1	dh	197	ASP	CB-CG-OD2	6.98	124.58	118.30
1	y	41	SER	N-CA-CB	-6.98	100.02	110.50
1	i0	118	MET	CG-SD-CE	-6.98	89.03	100.20
1	i2	97	ARG	NE-CZ-NH2	-6.98	116.81	120.30
1	kA	97	ARG	NH1-CZ-NH2	-6.98	111.72	119.40
1	35	40	PHE	CB-CG-CD2	-6.98	115.91	120.80
1	3L	152	ASP	O-C-N	-6.98	111.53	122.70
1	5N	164	TYR	CB-CG-CD2	-6.98	116.81	121.00
1	6Y	130	TYR	CB-CG-CD2	-6.98	116.81	121.00
1	8u	163	ASP	CB-CG-OD2	6.98	124.58	118.30
1	b9	113	GLU	OE1-CD-OE2	-6.98	114.92	123.30
1	eW	82	ARG	NE-CZ-NH1	6.98	123.79	120.30
1	Q	229	ARG	NE-CZ-NH2	-6.98	116.81	120.30
1	gJ	133	TRP	CB-CG-CD2	-6.98	117.52	126.60
1	hW	39	MET	CG-SD-CE	6.98	111.37	100.20
1	iz	184	TRP	CB-CG-CD1	-6.98	117.92	127.00
1	j0	209	ALA	N-CA-CB	6.98	119.87	110.10
1	l6	18	ARG	NE-CZ-NH2	-6.98	116.81	120.30
1	2P	185	MET	CG-SD-CE	-6.98	89.03	100.20
1	5G	229	ARG	NE-CZ-NH2	-6.98	116.81	120.30
1	8c	82	ARG	NE-CZ-NH2	-6.98	116.81	120.30
1	99	178	SER	N-CA-CB	6.98	120.97	110.50
1	9T	23	TRP	CB-CG-CD2	6.98	135.67	126.60
1	9X	22	ALA	N-CA-CB	-6.98	100.33	110.10
1	b9	86	VAL	CA-CB-CG2	-6.98	100.43	110.90
1	b9	218	CYS	CB-CA-C	6.98	124.36	110.40
1	cM	97	ARG	NH1-CZ-NH2	-6.98	111.72	119.40
1	1w	145	TYR	CB-CG-CD1	6.98	125.19	121.00
1	5M	166	ASP	CB-CG-OD1	-6.98	112.02	118.30
1	79	184	TRP	CG-CD1-NE1	6.98	117.08	110.10
1	7R	186	THR	N-CA-CB	6.98	123.56	110.30

Continued on next page...

Continued from previous page...

Mol	Chain	Res	Type	Atoms	Z	Observed(°)	Ideal(°)
1	dl	97	ARG	O-C-N	-6.98	111.53	122.70
1	dE	130	TYR	CB-CG-CD2	-6.98	116.81	121.00
1	eB	88	ALA	N-CA-CB	-6.98	100.33	110.10
1	gg	163	ASP	CB-CG-OD2	-6.98	112.02	118.30
1	i9	82	ARG	NH1-CZ-NH2	-6.98	111.73	119.40
1	ik	143	ARG	NE-CZ-NH2	6.98	123.79	120.30
1	km	133	TRP	CB-CG-CD2	-6.98	117.53	126.60
1	36	197	ASP	CB-CG-OD1	6.98	124.58	118.30
1	3j	96	MET	CG-SD-CE	-6.98	89.04	100.20
1	4d	171	THR	O-C-N	-6.98	111.54	122.70
1	4p	144	MET	CG-SD-CE	-6.98	89.04	100.20
1	4R	76	GLU	OE1-CD-OE2	-6.98	114.93	123.30
1	5y	173	ARG	NE-CZ-NH1	6.98	123.79	120.30
1	7p	173	ARG	NH1-CZ-NH2	-6.98	111.72	119.40
1	7w	126	VAL	C-N-CA	6.98	136.95	122.30
1	8c	16	SER	N-CA-CB	6.98	120.97	110.50
1	aH	66	MET	CG-SD-CE	-6.98	89.04	100.20
1	d8	214	MET	CG-SD-CE	-6.98	89.03	100.20
1	dZ	97	ARG	NE-CZ-NH1	6.98	123.79	120.30
1	eB	184	TRP	CE3-CZ3-CH2	-6.98	113.52	121.20
1	eJ	167	ARG	NE-CZ-NH1	-6.98	116.81	120.30
1	eM	105	ALA	N-CA-CB	6.98	119.87	110.10
1	ft	81	ASP	O-C-N	-6.98	111.53	122.70
1	g7	118	MET	CG-SD-CE	-6.98	89.03	100.20
1	kD	162	ARG	NH1-CZ-NH2	-6.98	111.73	119.40
1	lx	39	MET	CG-SD-CE	-6.98	89.04	100.20
1	46	97	ARG	NH1-CZ-NH2	-6.98	111.73	119.40
1	5G	164	TYR	CB-CG-CD2	6.98	125.19	121.00
1	5R	154	ARG	N-CA-CB	6.98	123.16	110.60
1	8q	78	ALA	N-CA-CB	6.98	119.87	110.10
1	9R	145	TYR	CB-CG-CD2	-6.98	116.81	121.00
1	a0	109	SER	N-CA-CB	6.98	120.96	110.50
1	dc	209	ALA	N-CA-CB	6.98	119.87	110.10
1	e7	66	MET	CG-SD-CE	-6.98	89.04	100.20
1	gM	107	THR	CA-CB-OG1	6.97	123.65	109.00
1	lg	100	ARG	CD-NE-CZ	6.97	133.36	123.60
1	lj	97	ARG	NE-CZ-NH1	6.97	123.79	120.30
1	lC	130	TYR	CB-CG-CD2	-6.97	116.81	121.00
1	2E	164	TYR	CB-CG-CD1	-6.97	116.82	121.00
1	4p	62	HIS	CA-CB-CG	-6.97	101.75	113.60
1	4Z	167	ARG	NE-CZ-NH2	-6.97	116.81	120.30
1	6w	46	GLY	O-C-N	-6.97	111.54	122.70

Continued on next page...

Continued from previous page...

Mol	Chain	Res	Type	Atoms	Z	Observed(°)	Ideal(°)
1	7n	169	TYR	CB-CG-CD1	-6.97	116.81	121.00
1	9q	103	ASP	CB-CG-OD1	6.97	124.58	118.30
1	1a	98	GLU	OE1-CD-OE2	-6.97	114.93	123.30
1	bP	110	THR	CA-CB-CG2	-6.97	102.64	112.40
1	cf	51	ASP	CB-CG-OD2	-6.97	112.02	118.30
1	cy	82	ARG	NE-CZ-NH2	-6.97	116.81	120.30
1	cE	194	ALA	CB-CA-C	-6.97	99.64	110.10
1	fi	39	MET	N-CA-CB	6.97	123.15	110.60
1	l	18	ARG	NE-CZ-NH1	6.97	123.79	120.30
1	gE	132	ARG	NE-CZ-NH1	6.97	123.79	120.30
1	iW	186	THR	CA-CB-CG2	-6.97	102.64	112.40
1	jw	32	PHE	CB-CG-CD2	6.97	125.68	120.80
1	jD	32	PHE	CB-CG-CD2	-6.97	115.92	120.80
1	4U	154	ARG	NE-CZ-NH1	-6.97	116.81	120.30
1	9p	126	VAL	CA-CB-CG2	6.97	121.36	110.90
1	1f	143	ARG	NE-CZ-NH1	6.97	123.79	120.30
1	ep	143	ARG	NE-CZ-NH1	-6.97	116.81	120.30
1	f4	162	ARG	NE-CZ-NH2	-6.97	116.81	120.30
1	u	32	PHE	CB-CG-CD2	-6.97	115.92	120.80
1	kA	133	TRP	CD1-NE1-CE2	6.97	115.27	109.00
1	3b	97	ARG	NE-CZ-NH1	6.97	123.79	120.30
1	4b	33	SER	N-CA-CB	6.97	120.96	110.50
1	fC	58	THR	CA-CB-CG2	-6.97	102.64	112.40
1	gG	143	ARG	NE-CZ-NH2	6.97	123.78	120.30
1	h5	169	TYR	CG-CD1-CE1	-6.97	115.72	121.30
1	i7	118	MET	CG-SD-CE	-6.97	89.05	100.20
1	kj	164	TYR	CB-CG-CD1	-6.97	116.82	121.00
1	kI	35	GLU	OE1-CD-OE2	-6.97	114.94	123.30
1	lp	100	ARG	NE-CZ-NH1	6.97	123.78	120.30
1	2c	18	ARG	NE-CZ-NH1	6.97	123.78	120.30
1	7j	103	ASP	CB-CG-OD1	6.97	124.57	118.30
1	7G	23	TRP	CD1-NE1-CE2	6.97	115.27	109.00
1	8t	162	ARG	NE-CZ-NH1	6.97	123.78	120.30
1	8N	103	ASP	CB-CG-OD2	-6.97	112.03	118.30
1	9w	154	ARG	NH1-CZ-NH2	-6.97	111.73	119.40
1	9A	43	LEU	O-C-N	-6.97	111.55	122.70
1	A	168	PHE	CB-CG-CD2	-6.97	115.92	120.80
1	kd	164	TYR	CG-CD1-CE1	-6.97	115.73	121.30
1	2R	100	ARG	NE-CZ-NH1	6.97	123.78	120.30
1	4f	168	PHE	CB-CG-CD1	6.97	125.68	120.80
1	4J	18	ARG	NE-CZ-NH1	6.97	123.78	120.30
1	5p	36	VAL	CG1-CB-CG2	6.97	122.05	110.90

Continued on next page...

Continued from previous page...

Mol	Chain	Res	Type	Atoms	Z	Observed(°)	Ideal(°)
1	6a	31	ALA	O-C-N	-6.97	111.55	122.70
1	8f	130	TYR	CZ-CE2-CD2	-6.97	113.53	119.80
1	9R	145	TYR	CZ-CE2-CD2	-6.97	113.53	119.80
1	15	173	ARG	NE-CZ-NH1	6.97	123.78	120.30
1	bH	164	TYR	CB-CG-CD1	-6.97	116.82	121.00
1	ds	161	PHE	CB-CG-CD2	6.97	125.68	120.80
1	6	169	TYR	CZ-CE2-CD2	6.97	126.07	119.80
1	ga	145	TYR	CZ-CE2-CD2	6.97	126.07	119.80
1	gp	82	ARG	NE-CZ-NH1	6.97	123.78	120.30
1	h8	165	VAL	CG1-CB-CG2	-6.97	99.75	110.90
1	1W	187	GLU	OE1-CD-OE2	-6.97	114.94	123.30
1	k1	130	TYR	CB-CG-CD1	-6.97	116.82	121.00
1	k4	65	ALA	CB-CA-C	6.97	120.55	110.10
1	49	100	ARG	NH1-CZ-NH2	-6.97	111.74	119.40
1	4x	82	ARG	NE-CZ-NH2	6.97	123.78	120.30
1	56	132	ARG	NE-CZ-NH1	6.97	123.78	120.30
1	5F	40	PHE	CB-CG-CD1	-6.97	115.92	120.80
1	6V	51	ASP	CB-CG-OD2	-6.97	112.03	118.30
1	7D	28	GLU	CB-CA-C	6.97	124.33	110.40
1	aU	215	MET	CG-SD-CE	-6.97	89.05	100.20
1	aV	59	VAL	CA-CB-CG1	-6.97	100.45	110.90
1	e8	167	ARG	NE-CZ-NH2	6.97	123.78	120.30
1	gg	71	GLU	OE1-CD-OE2	-6.96	114.94	123.30
1	gB	166	ASP	CB-CG-OD1	6.96	124.57	118.30
1	gQ	154	ARG	NE-CZ-NH2	-6.96	116.82	120.30
1	gZ	154	ARG	NE-CZ-NH1	6.96	123.78	120.30
1	ha	18	ARG	NE-CZ-NH1	6.96	123.78	120.30
1	iC	82	ARG	NH1-CZ-NH2	-6.96	111.74	119.40
1	3Y	229	ARG	NE-CZ-NH2	-6.96	116.82	120.30
1	5N	216	THR	CA-CB-CG2	-6.96	102.65	112.40
1	6I	82	ARG	NH1-CZ-NH2	-6.96	111.74	119.40
1	aT	18	ARG	NE-CZ-NH2	-6.96	116.82	120.30
1	ba	51	ASP	CB-CG-OD1	6.96	124.57	118.30
1	F	184	TRP	CB-CG-CD2	6.96	135.66	126.60
1	1T	100	ARG	NE-CZ-NH2	-6.96	116.82	120.30
1	jw	162	ARG	NE-CZ-NH2	-6.96	116.82	120.30
1	jV	229	ARG	NE-CZ-NH2	-6.96	116.82	120.30
1	k2	145	TYR	CD1-CE1-CZ	-6.96	113.53	119.80
1	2u	167	ARG	NE-CZ-NH2	6.96	123.78	120.30
1	3j	186	THR	CA-CB-CG2	-6.96	102.65	112.40
1	56	161	PHE	CB-CG-CD2	-6.96	115.93	120.80
1	92	81	ASP	CB-CG-OD1	6.96	124.57	118.30

Continued on next page...

Continued from previous page...

Mol	Chain	Res	Type	Atoms	Z	Observed(°)	Ideal(°)
1	ay	51	ASP	CB-CG-OD2	6.96	124.57	118.30
1	ay	162	ARG	NH1-CZ-NH2	-6.96	111.74	119.40
1	cV	32	PHE	CB-CG-CD2	-6.96	115.93	120.80
1	h9	166	ASP	CB-CG-OD2	-6.96	112.03	118.30
1	hQ	81	ASP	CB-CG-OD1	-6.96	112.03	118.30
1	1S	132	ARG	NE-CZ-NH1	6.96	123.78	120.30
1	j9	162	ARG	NE-CZ-NH2	6.96	123.78	120.30
1	k1	145	TYR	CB-CG-CD2	6.96	125.18	121.00
1	l9	145	TYR	CB-CG-CD2	-6.96	116.82	121.00
1	2e	166	ASP	CB-CG-OD2	6.96	124.57	118.30
1	3G	145	TYR	CB-CG-CD2	6.96	125.18	121.00
1	6d	164	TYR	CG-CD1-CE1	-6.96	115.73	121.30
1	6h	130	TYR	CB-CG-CD1	6.96	125.18	121.00
1	8p	68	MET	CG-SD-CE	-6.96	89.06	100.20
1	aG	186	THR	CA-CB-CG2	-6.96	102.65	112.40
1	bA	130	TYR	CB-CG-CD2	-6.96	116.82	121.00
1	cu	167	ARG	NE-CZ-NH1	-6.96	116.82	120.30
1	du	169	TYR	CG-CD1-CE1	6.96	126.87	121.30
1	dE	4	GLN	N-CA-CB	6.96	123.13	110.60
1	et	100	ARG	NE-CZ-NH2	-6.96	116.82	120.30
1	gi	208	ALA	CB-CA-C	-6.96	99.66	110.10
1	88	59	VAL	O-C-N	-6.96	111.37	123.20
1	db	168	PHE	CB-CG-CD2	6.96	125.67	120.80
1	lo	38	PRO	N-CA-CB	6.96	111.65	103.30
1	fv	65	ALA	CB-CA-C	-6.96	99.66	110.10
1	la	145	TYR	CG-CD1-CE1	-6.96	115.73	121.30
1	2s	145	TYR	CB-CG-CD2	-6.96	116.82	121.00
1	2C	32	PHE	CB-CG-CD1	6.96	125.67	120.80
1	3L	173	ARG	NE-CZ-NH2	-6.96	116.82	120.30
1	42	215	MET	CG-SD-CE	-6.96	89.07	100.20
1	47	97	ARG	NE-CZ-NH2	-6.96	116.82	120.30
1	4B	143	ARG	NE-CZ-NH2	-6.96	116.82	120.30
1	6p	164	TYR	CG-CD1-CE1	-6.96	115.73	121.30
1	6s	177	ALA	CB-CA-C	6.96	120.54	110.10
1	6A	18	ARG	NE-CZ-NH2	-6.96	116.82	120.30
1	97	18	ARG	NH1-CZ-NH2	-6.96	111.75	119.40
1	aD	229	ARG	NE-CZ-NH2	-6.96	116.82	120.30
1	b2	82	ARG	NE-CZ-NH2	-6.96	116.82	120.30
1	bS	180	GLU	OE1-CD-OE2	-6.96	114.95	123.30
1	bZ	48	THR	N-CA-CB	6.96	123.52	110.30
1	cp	132	ARG	NH1-CZ-NH2	-6.96	111.75	119.40
1	cw	100	ARG	NE-CZ-NH1	6.96	123.78	120.30

Continued on next page...

Continued from previous page...

Mol	Chain	Res	Type	Atoms	Z	Observed(°)	Ideal(°)
1	eK	133	TRP	CB-CG-CD2	-6.96	117.55	126.60
1	eR	40	PHE	CB-CG-CD1	6.96	125.67	120.80
1	fR	166	ASP	CB-CG-OD2	6.96	124.56	118.30
1	g	100	ARG	NE-CZ-NH2	-6.96	116.82	120.30
1	J	40	PHE	CB-CG-CD2	6.96	125.67	120.80
1	6	167	ARG	NE-CZ-NH1	-6.96	116.82	120.30
1	gf	24	VAL	O-C-N	-6.96	111.57	122.70
1	gU	164	TYR	CB-CG-CD2	6.96	125.17	121.00
1	lI	96	MET	CG-SD-CE	-6.96	89.07	100.20
1	kc	36	VAL	CG1-CB-CG2	-6.96	99.77	110.90
1	lH	161	PHE	CG-CD1-CE1	-6.96	113.15	120.80
1	4Z	162	ARG	NE-CZ-NH1	6.96	123.78	120.30
1	5w	133	TRP	CD1-NE1-CE2	6.96	115.26	109.00
1	5X	163	ASP	CB-CG-OD2	-6.96	112.04	118.30
1	94	229	ARG	NE-CZ-NH2	-6.96	116.82	120.30
1	9a	169	TYR	CB-CG-CD1	-6.96	116.83	121.00
1	9J	40	PHE	CB-CG-CD1	-6.96	115.93	120.80
1	9Z	107	THR	CA-CB-CG2	-6.96	102.66	112.40
1	cG	103	ASP	CB-CG-OD2	6.96	124.56	118.30
1	ds	103	ASP	CB-CG-OD2	6.96	124.56	118.30
1	fl	161	PHE	CB-CG-CD2	6.96	125.67	120.80
1	gA	164	TYR	CG-CD2-CE2	-6.96	115.74	121.30
1	hE	169	TYR	CB-CG-CD2	-6.96	116.83	121.00
1	im	174	ALA	N-CA-CB	-6.96	100.36	110.10
1	cx	142	VAL	CA-CB-CG1	-6.96	100.47	110.90
1	f5	169	TYR	CB-CG-CD1	6.96	125.17	121.00
1	lB	139	ASN	N-CA-CB	6.96	123.12	110.60
1	j9	23	TRP	CD1-CG-CD2	-6.95	100.74	106.30
1	jm	82	ARG	NH1-CZ-NH2	-6.95	111.75	119.40
1	4F	64	ALA	N-CA-CB	-6.95	100.36	110.10
1	59	82	ARG	NE-CZ-NH1	-6.95	116.82	120.30
1	5q	132	ARG	NE-CZ-NH1	6.95	123.78	120.30
1	7D	82	ARG	NE-CZ-NH1	6.95	123.78	120.30
1	7K	164	TYR	CB-CG-CD1	6.95	125.17	121.00
1	8B	169	TYR	CB-CG-CD2	6.95	125.17	121.00
1	bU	81	ASP	CB-CG-OD1	6.95	124.56	118.30
1	er	143	ARG	NE-CZ-NH2	-6.95	116.82	120.30
1	ic	161	PHE	CB-CG-CD2	-6.95	115.93	120.80
1	j4	164	TYR	CB-CG-CD2	-6.95	116.83	121.00
1	l3	130	TYR	CG-CD1-CE1	-6.95	115.74	121.30
1	4m	130	TYR	CG-CD2-CE2	-6.95	115.74	121.30
1	6K	164	TYR	CB-CG-CD2	-6.95	116.83	121.00

Continued on next page...

Continued from previous page...

Mol	Chain	Res	Type	Atoms	Z	Observed(°)	Ideal(°)
1	8k	213	GLU	OE1-CD-OE2	-6.95	114.96	123.30
1	1y	184	TRP	CD1-NE1-CE2	6.95	115.26	109.00
1	hN	152	ASP	CB-CG-OD1	6.95	124.56	118.30
1	ja	103	ASP	CB-CG-OD2	6.95	124.56	118.30
1	kv	122	PRO	N-CA-CB	-6.95	94.95	102.60
1	kL	165	VAL	CA-CB-CG1	6.95	121.33	110.90
1	lL	164	TYR	CG-CD1-CE1	-6.95	115.74	121.30
1	34	120	HIS	CA-CB-CG	6.95	125.42	113.60
1	4a	117	TRP	CE3-CZ3-CH2	-6.95	113.56	121.20
1	4o	29	GLU	OE1-CD-OE2	-6.95	114.96	123.30
1	4w	69	LEU	CB-CG-CD2	6.95	122.81	111.00
1	6M	229	ARG	NE-CZ-NH2	-6.95	116.83	120.30
1	6V	130	TYR	CB-CG-CD1	6.95	125.17	121.00
1	7a	100	ARG	NE-CZ-NH2	-6.95	116.83	120.30
1	9g	168	PHE	CB-CG-CD2	6.95	125.67	120.80
1	aF	132	ARG	NE-CZ-NH2	6.95	123.78	120.30
1	cg	180	GLU	OE1-CD-OE2	-6.95	114.96	123.30
1	d9	160	PRO	N-CA-CB	-6.95	94.95	102.60
1	dS	32	PHE	CB-CG-CD1	-6.95	115.93	120.80
1	e5	36	VAL	CA-CB-CG2	-6.95	100.47	110.90
1	h3	164	TYR	CG-CD1-CE1	-6.95	115.74	121.30
1	id	164	TYR	CB-CG-CD2	6.95	125.17	121.00
1	j5	18	ARG	NH1-CZ-NH2	-6.95	111.76	119.40
1	jb	108	THR	CA-CB-CG2	-6.95	102.67	112.40
1	kG	167	ARG	NE-CZ-NH1	-6.95	116.83	120.30
1	kT	210	THR	N-CA-CB	6.95	123.50	110.30
1	4a	229	ARG	NH1-CZ-NH2	-6.95	111.76	119.40
1	4H	130	TYR	CB-CG-CD2	-6.95	116.83	121.00
1	5Z	145	TYR	CD1-CG-CD2	6.95	125.54	117.90
1	6g	143	ARG	CD-NE-CZ	6.95	133.33	123.60
1	6l	164	TYR	CB-CG-CD1	6.95	125.17	121.00
1	6p	173	ARG	NH1-CZ-NH2	-6.95	111.76	119.40
1	7p	18	ARG	NH1-CZ-NH2	-6.95	111.76	119.40
1	7L	100	ARG	NE-CZ-NH2	6.95	123.77	120.30
1	7N	145	TYR	CB-CG-CD1	-6.95	116.83	121.00
1	90	60	GLY	CA-C-N	6.95	130.10	116.20
1	bm	55	MET	CG-SD-CE	-6.95	89.08	100.20
1	bN	154	ARG	NE-CZ-NH2	6.95	123.78	120.30
1	eV	82	ARG	NE-CZ-NH2	-6.95	116.83	120.30
1	fl	154	ARG	NE-CZ-NH1	6.95	123.78	120.30
1	iu	168	PHE	CG-CD2-CE2	6.95	128.44	120.80
1	k3	32	PHE	CB-CG-CD2	6.95	125.66	120.80

Continued on next page...

Continued from previous page...

Mol	Chain	Res	Type	Atoms	Z	Observed(°)	Ideal(°)
1	3I	78	ALA	N-CA-CB	-6.95	100.38	110.10
1	3M	169	TYR	CZ-CE2-CD2	6.95	126.05	119.80
1	4W	32	PHE	CB-CG-CD2	6.95	125.66	120.80
1	8a	81	ASP	CB-CG-OD2	-6.95	112.05	118.30
1	cf	177	ALA	O-C-N	-6.95	111.58	122.70
1	1B	169	TYR	CG-CD1-CE1	6.95	126.86	121.30
1	k8	167	ARG	NE-CZ-NH1	6.95	123.77	120.30
1	ll	40	PHE	CB-CG-CD1	6.95	125.66	120.80
1	lt	82	ARG	NE-CZ-NH2	6.95	123.77	120.30
1	lK	149	SER	N-CA-CB	6.95	120.92	110.50
1	2F	173	ARG	NE-CZ-NH1	6.95	123.77	120.30
1	34	197	ASP	CB-CG-OD1	6.95	124.55	118.30
1	3Y	154	ARG	NE-CZ-NH1	6.95	123.77	120.30
1	6o	228	ALA	CB-CA-C	-6.95	99.68	110.10
1	8Z	154	ARG	NE-CZ-NH2	-6.95	116.83	120.30
1	9E	82	ARG	NE-CZ-NH2	6.95	123.77	120.30
1	bi	162	ARG	NE-CZ-NH1	6.95	123.77	120.30
1	bu	229	ARG	NE-CZ-NH2	-6.95	116.83	120.30
1	d7	161	PHE	CB-CG-CD1	-6.95	115.94	120.80
1	eQ	55	MET	CG-SD-CE	-6.95	89.09	100.20
1	1y	143	ARG	NE-CZ-NH2	-6.95	116.83	120.30
1	g9	104	ILE	CA-CB-CG1	-6.94	97.81	111.00
1	1K	169	TYR	CB-CG-CD1	6.94	125.17	121.00
1	7i	168	PHE	CB-CG-CD2	-6.94	115.94	120.80
1	8d	164	TYR	CB-CG-CD1	6.94	125.17	121.00
1	cZ	77	ALA	N-CA-CB	-6.94	100.38	110.10
1	u	58	THR	CA-CB-CG2	-6.94	102.68	112.40
1	gd	143	ARG	NE-CZ-NH2	6.94	123.77	120.30
1	gz	32	PHE	CB-CG-CD1	-6.94	115.94	120.80
1	gY	18	ARG	NE-CZ-NH2	-6.94	116.83	120.30
1	hP	23	TRP	CB-CG-CD2	-6.94	117.58	126.60
1	jC	47	ALA	O-C-N	-6.94	111.59	122.70
1	kN	82	ARG	N-CA-CB	6.94	123.10	110.60
1	2t	132	ARG	NE-CZ-NH1	6.94	123.77	120.30
1	4b	145	TYR	CG-CD1-CE1	-6.94	115.75	121.30
1	4N	231	LEU	CB-CG-CD1	6.94	122.80	111.00
1	50	229	ARG	NH1-CZ-NH2	-6.94	111.76	119.40
1	6p	36	VAL	CA-CB-CG2	-6.94	100.49	110.90
1	8h	167	ARG	NE-CZ-NH1	6.94	123.77	120.30
1	8Z	10	MET	CG-SD-CE	-6.94	89.09	100.20
1	9U	32	PHE	CB-CG-CD1	-6.94	115.94	120.80
1	bL	97	ARG	NE-CZ-NH2	-6.94	116.83	120.30

Continued on next page...

Continued from previous page...

Mol	Chain	Res	Type	Atoms	Z	Observed(°)	Ideal(°)
1	1u	173	ARG	NE-CZ-NH2	-6.94	116.83	120.30
1	f8	23	TRP	CB-CG-CD1	-6.94	117.97	127.00
1	g3	124	ILE	CB-CA-C	6.94	125.48	111.60
1	q	97	ARG	NE-CZ-NH1	6.94	123.77	120.30
1	hv	145	TYR	CB-CG-CD1	6.94	125.16	121.00
1	iV	26	VAL	CG1-CB-CG2	-6.94	99.79	110.90
1	ko	165	VAL	CA-CB-CG1	6.94	121.31	110.90
1	2P	164	TYR	CB-CG-CD2	6.94	125.17	121.00
1	5b	97	ARG	NH1-CZ-NH2	-6.94	111.77	119.40
1	5m	122	PRO	N-CD-CG	6.94	113.61	103.20
1	6w	118	MET	O-C-N	-6.94	111.59	122.70
1	6J	185	MET	CG-SD-CE	-6.94	89.10	100.20
1	6M	14	ALA	N-CA-CB	-6.94	100.38	110.10
1	7C	167	ARG	NE-CZ-NH2	-6.94	116.83	120.30
1	9o	162	ARG	NE-CZ-NH2	-6.94	116.83	120.30
1	a8	105	ALA	CB-CA-C	-6.94	99.69	110.10
1	an	81	ASP	CB-CG-OD1	-6.94	112.05	118.30
1	aU	40	PHE	CB-CG-CD2	-6.94	115.94	120.80
1	fb	82	ARG	NE-CZ-NH2	-6.94	116.83	120.30
1	C	23	TRP	CB-CG-CD2	6.94	135.62	126.60
1	C	133	TRP	CE3-CZ3-CH2	6.94	128.84	121.20
1	k7	162	ARG	NE-CZ-NH2	-6.94	116.83	120.30
1	6E	193	ASN	CB-CG-OD1	6.94	135.48	121.60
1	8k	133	TRP	CB-CG-CD1	6.94	136.02	127.00
1	9N	100	ARG	NE-CZ-NH2	-6.94	116.83	120.30
1	aO	32	PHE	CB-CG-CD2	6.94	125.66	120.80
1	g5	197	ASP	CB-CG-OD1	6.94	124.55	118.30
1	hD	175	GLU	OE1-CD-OE2	-6.94	114.97	123.30
1	hY	99	PRO	N-CA-CB	6.94	111.63	103.30
1	ji	18	ARG	NE-CZ-NH2	-6.94	116.83	120.30
1	km	184	TRP	CB-CG-CD1	-6.94	117.98	127.00
1	kD	132	ARG	NE-CZ-NH2	-6.94	116.83	120.30
1	3w	55	MET	CG-SD-CE	-6.94	89.10	100.20
1	47	169	TYR	CB-CG-CD2	6.94	125.16	121.00
1	4f	69	LEU	CB-CG-CD1	6.94	122.80	111.00
1	4j	97	ARG	NE-CZ-NH1	6.94	123.77	120.30
1	5y	161	PHE	CZ-CE2-CD2	-6.94	111.78	120.10
1	7Q	82	ARG	NE-CZ-NH2	-6.94	116.83	120.30
1	8A	130	TYR	CB-CG-CD2	-6.94	116.84	121.00
1	8Q	119	THR	CA-CB-CG2	-6.94	102.69	112.40
1	bR	86	VAL	CA-CB-CG1	6.94	121.31	110.90
1	cf	97	ARG	NE-CZ-NH2	6.94	123.77	120.30

Continued on next page...

Continued from previous page...

Mol	Chain	Res	Type	Atoms	Z	Observed(°)	Ideal(°)
1	cl	185	MET	CG-SD-CE	-6.94	89.10	100.20
1	cR	97	ARG	NE-CZ-NH2	6.94	123.77	120.30
1	dZ	100	ARG	NE-CZ-NH2	-6.94	116.83	120.30
1	fe	167	ARG	NE-CZ-NH1	6.94	123.77	120.30
1	fW	230	VAL	CG1-CB-CG2	-6.94	99.80	110.90
1	3	82	ARG	NE-CZ-NH1	6.94	123.77	120.30
1	hb	132	ARG	NE-CZ-NH2	-6.94	116.83	120.30
1	jE	100	ARG	NH1-CZ-NH2	-6.94	111.77	119.40
1	lk	100	ARG	NE-CZ-NH1	6.94	123.77	120.30
1	bi	216	THR	CA-CB-CG2	-6.94	102.69	112.40
1	cs	118	MET	CG-SD-CE	-6.94	89.10	100.20
1	fg	164	TYR	CB-CG-CD2	6.94	125.16	121.00
1	kv	162	ARG	NE-CZ-NH2	6.93	123.77	120.30
1	kM	51	ASP	CB-CG-OD2	6.93	124.54	118.30
1	lF	23	TRP	CG-CD1-NE1	-6.93	103.17	110.10
1	3h	200	THR	CA-CB-CG2	-6.93	102.69	112.40
1	3r	82	ARG	NE-CZ-NH1	6.93	123.77	120.30
1	3H	166	ASP	CB-CG-OD1	6.93	124.54	118.30
1	6E	97	ARG	NE-CZ-NH1	6.93	123.77	120.30
1	9n	145	TYR	CD1-CE1-CZ	6.93	126.04	119.80
1	aM	97	ARG	NE-CZ-NH2	-6.93	116.83	120.30
1	bd	173	ARG	NE-CZ-NH2	-6.93	116.83	120.30
1	bs	100	ARG	NH1-CZ-NH2	-6.93	111.77	119.40
1	c6	161	PHE	CB-CG-CD1	6.93	125.66	120.80
1	em	229	ARG	NE-CZ-NH2	-6.93	116.83	120.30
1	fq	100	ARG	NE-CZ-NH1	6.93	123.77	120.30
1	R	144	MET	CG-SD-CE	-6.93	89.11	100.20
1	iA	82	ARG	NH1-CZ-NH2	-6.93	111.77	119.40
1	k5	132	ARG	NE-CZ-NH2	6.93	123.77	120.30
1	ky	97	ARG	NE-CZ-NH1	6.93	123.77	120.30
1	l7	173	ARG	CD-NE-CZ	6.93	133.31	123.60
1	lo	164	TYR	CG-CD1-CE1	-6.93	115.75	121.30
1	6D	84	HIS	CA-CB-CG	-6.93	101.82	113.60
1	8s	78	ALA	CB-CA-C	-6.93	99.70	110.10
1	8u	169	TYR	CG-CD1-CE1	6.93	126.85	121.30
1	cn	229	ARG	NE-CZ-NH1	6.93	123.77	120.30
1	e4	166	ASP	CB-CG-OD1	6.93	124.54	118.30
1	1s	166	ASP	CB-CG-OD1	6.93	124.54	118.30
1	jM	132	ARG	NH1-CZ-NH2	-6.93	111.78	119.40
1	2I	109	SER	N-CA-CB	6.93	120.90	110.50
1	3x	32	PHE	CB-CG-CD2	6.93	125.65	120.80
1	5i	76	GLU	OE1-CD-OE2	-6.93	114.98	123.30

Continued on next page...

Continued from previous page...

Mol	Chain	Res	Type	Atoms	Z	Observed(°)	Ideal(°)
1	6h	23	TRP	CB-CG-CD2	6.93	135.61	126.60
1	6w	167	ARG	NH1-CZ-NH2	-6.93	111.78	119.40
1	cW	32	PHE	CB-CG-CD1	6.93	125.65	120.80
1	eW	100	ARG	NH1-CZ-NH2	-6.93	111.78	119.40
1	hz	229	ARG	NH1-CZ-NH2	-6.93	111.78	119.40
1	hS	161	PHE	CB-CG-CD1	-6.93	115.95	120.80
1	2j	154	ARG	NH1-CZ-NH2	-6.93	111.78	119.40
1	2o	117	TRP	CB-CG-CD1	-6.93	117.99	127.00
1	4h	154	ARG	NE-CZ-NH2	-6.93	116.84	120.30
1	4R	18	ARG	NE-CZ-NH1	6.93	123.77	120.30
1	5K	166	ASP	CB-CG-OD2	-6.93	112.06	118.30
1	cb	40	PHE	CB-CG-CD2	6.93	125.65	120.80
1	eR	159	GLU	N-CA-CB	-6.93	98.13	110.60
1	g6	39	MET	CG-SD-CE	-6.93	89.11	100.20
1	n	194	ALA	N-CA-CB	-6.93	100.40	110.10
1	gz	11	VAL	CG1-CB-CG2	-6.93	99.81	110.90
1	hp	169	TYR	CB-CG-CD2	-6.93	116.84	121.00
1	kz	164	TYR	CB-CG-CD1	6.93	125.16	121.00
1	ls	162	ARG	NE-CZ-NH1	6.93	123.76	120.30
1	2t	162	ARG	NE-CZ-NH2	6.93	123.76	120.30
1	3R	166	ASP	CB-CG-OD2	-6.93	112.06	118.30
1	93	173	ARG	NE-CZ-NH2	6.93	123.76	120.30
1	9c	80	TRP	CB-CG-CD1	-6.93	117.99	127.00
1	ed	214	MET	CG-SD-CE	-6.93	89.11	100.20
1	ei	164	TYR	CB-CG-CD1	6.93	125.16	121.00
1	v	86	VAL	O-C-N	-6.93	111.61	122.70
1	l3	130	TYR	CB-CG-CD1	6.93	125.16	121.00
1	lL	166	ASP	CB-CG-OD1	6.93	124.53	118.30
1	3U	197	ASP	CB-CG-OD1	6.93	124.53	118.30
1	5y	226	HIS	CA-CB-CG	6.93	125.38	113.60
1	5H	130	TYR	CB-CG-CD1	6.93	125.16	121.00
1	6o	39	MET	CG-SD-CE	6.93	111.28	100.20
1	7K	96	MET	CG-SD-CE	-6.93	89.12	100.20
1	8g	169	TYR	CB-CG-CD1	6.93	125.16	121.00
1	b5	229	ARG	NE-CZ-NH2	-6.93	116.84	120.30
1	bV	18	ARG	NE-CZ-NH2	-6.93	116.84	120.30
1	cF	145	TYR	CG-CD1-CE1	-6.93	115.76	121.30
1	dk	32	PHE	CB-CG-CD1	6.93	125.65	120.80
1	o	18	ARG	NE-CZ-NH2	-6.93	116.84	120.30
1	p	40	PHE	CB-CG-CD2	-6.93	115.95	120.80
1	q	161	PHE	CB-CG-CD2	-6.93	115.95	120.80
1	6I	132	ARG	NE-CZ-NH2	-6.92	116.84	120.30

Continued on next page...

Continued from previous page...

Mol	Chain	Res	Type	Atoms	Z	Observed(°)	Ideal(°)
1	a7	39	MET	CG-SD-CE	-6.92	89.12	100.20
1	ad	27	VAL	CA-CB-CG1	6.92	121.29	110.90
1	b9	81	ASP	CB-CG-OD2	-6.92	112.07	118.30
1	bk	82	ARG	NE-CZ-NH2	-6.92	116.84	120.30
1	ed	28	GLU	OE1-CD-OE2	-6.92	114.99	123.30
1	ej	145	TYR	CB-CG-CD1	6.92	125.16	121.00
1	eP	51	ASP	CB-CG-OD2	6.92	124.53	118.30
1	7	82	ARG	O-C-N	-6.92	111.62	122.70
1	1F	143	ARG	NE-CZ-NH1	6.92	123.76	120.30
1	1J	184	TRP	CD1-CG-CD2	6.92	111.84	106.30
1	hQ	96	MET	CG-SD-CE	-6.92	89.12	100.20
1	j9	39	MET	CG-SD-CE	-6.92	89.12	100.20
1	lD	97	ARG	NH1-CZ-NH2	-6.92	111.78	119.40
1	32	97	ARG	NH1-CZ-NH2	-6.92	111.78	119.40
1	60	164	TYR	CB-CG-CD1	-6.92	116.85	121.00
1	gi	96	MET	CG-SD-CE	-6.92	89.13	100.20
1	hB	80	TRP	CE2-CD2-CG	-6.92	101.76	107.30
1	k2	117	TRP	CG-CD2-CE3	-6.92	127.67	133.90
1	kp	229	ARG	NE-CZ-NH2	-6.92	116.84	120.30
1	kH	100	ARG	NE-CZ-NH2	-6.92	116.84	120.30
1	kT	198	CYS	O-C-N	-6.92	111.63	122.70
1	kY	145	TYR	CB-CG-CD2	6.92	125.15	121.00
1	3l	130	TYR	CB-CG-CD2	6.92	125.15	121.00
1	5K	118	MET	CA-CB-CG	-6.92	101.53	113.30
1	7w	132	ARG	CG-CD-NE	-6.92	97.26	111.80
1	9A	74	ASN	CB-CA-C	6.92	124.25	110.40
1	ap	45	GLU	O-C-N	-6.92	111.44	123.20
1	fc	81	ASP	CB-CG-OD1	6.92	124.53	118.30
1	fJ	162	ARG	NE-CZ-NH2	-6.92	116.84	120.30
1	g9	136	LEU	CB-CG-CD1	6.92	122.76	111.00
1	27	178	SER	N-CA-CB	6.92	120.88	110.50
1	2n	103	ASP	CB-CG-OD2	-6.92	112.07	118.30
1	4q	130	TYR	CB-CG-CD1	6.92	125.15	121.00
1	6m	18	ARG	NE-CZ-NH2	-6.92	116.84	120.30
1	6z	130	TYR	CZ-CE2-CD2	-6.92	113.57	119.80
1	9k	22	ALA	N-CA-CB	6.92	119.79	110.10
1	aP	229	ARG	NE-CZ-NH1	6.92	123.76	120.30
1	cu	173	ARG	NE-CZ-NH2	-6.92	116.84	120.30
1	ec	184	TRP	CE2-CD2-CG	-6.92	101.76	107.30
1	gf	164	TYR	CB-CG-CD1	-6.92	116.85	121.00
1	1C	82	ARG	NE-CZ-NH1	6.92	123.76	120.30
1	hq	18	ARG	NH1-CZ-NH2	-6.92	111.79	119.40

Continued on next page...

Continued from previous page...

Mol	Chain	Res	Type	Atoms	Z	Observed(°)	Ideal(°)
1	hq	169	TYR	CB-CG-CD1	6.92	125.15	121.00
1	hg	200	THR	CA-CB-CG2	-6.92	102.71	112.40
1	lO	130	TYR	CB-CG-CD1	6.92	125.15	121.00
1	2e	133	TRP	CB-CG-CD1	6.92	136.00	127.00
1	4l	162	ARG	NE-CZ-NH1	6.92	123.76	120.30
1	4j	81	ASP	CB-CG-OD1	6.92	124.53	118.30
1	4F	173	ARG	NE-CZ-NH1	-6.92	116.84	120.30
1	6m	145	TYR	CG-CD2-CE2	6.92	126.83	121.30
1	88	100	ARG	NE-CZ-NH2	-6.92	116.84	120.30
1	8U	169	TYR	CG-CD2-CE2	-6.92	115.77	121.30
1	aD	221	VAL	CG1-CB-CG2	-6.92	99.83	110.90
1	bo	80	TRP	CZ3-CH2-CZ2	6.92	129.90	121.60
1	dZ	167	ARG	NE-CZ-NH2	-6.92	116.84	120.30
1	gI	229	ARG	NH1-CZ-NH2	-6.92	111.79	119.40
1	lb	196	PRO	N-CA-CB	6.92	111.60	103.30
1	2o	173	ARG	NH1-CZ-NH2	-6.92	111.79	119.40
1	2C	149	SER	N-CA-CB	6.92	120.88	110.50
1	3v	190	LEU	O-C-N	-6.92	111.63	122.70
1	3D	163	ASP	CB-CG-OD2	-6.92	112.07	118.30
1	4w	191	VAL	CA-CB-CG2	-6.92	100.53	110.90
1	4Z	55	MET	CG-SD-CE	-6.92	89.14	100.20
1	65	161	PHE	CB-CG-CD1	-6.92	115.96	120.80
1	6l	165	VAL	CA-CB-CG1	6.92	121.27	110.90
1	9D	66	MET	CG-SD-CE	-6.92	89.14	100.20
1	15	49	PRO	N-CA-CB	6.92	111.60	103.30
1	bP	168	PHE	CG-CD1-CE1	6.92	128.41	120.80
1	bU	31	ALA	CB-CA-C	6.92	120.47	110.10
1	co	169	TYR	CB-CG-CD1	-6.92	116.85	121.00
1	f3	145	TYR	CD1-CG-CD2	6.92	125.51	117.90
1	fR	130	TYR	CB-CG-CD1	-6.92	116.85	121.00
1	fX	175	GLU	OE1-CD-OE2	-6.92	115.00	123.30
1	fY	39	MET	CG-SD-CE	-6.92	89.13	100.20
1	i	169	TYR	CB-CG-CD2	6.92	125.15	121.00
1	he	2	ILE	O-C-N	-6.92	111.64	122.70
1	3r	110	THR	CA-CB-CG2	-6.92	102.72	112.40
1	3u	103	ASP	CB-CG-OD1	-6.92	112.08	118.30
1	89	130	TYR	CB-CG-CD2	-6.92	116.85	121.00
1	10	96	MET	CG-SD-CE	6.92	111.27	100.20
1	ek	132	ARG	NE-CZ-NH2	-6.92	116.84	120.30
1	gF	81	ASP	CB-CG-OD2	6.91	124.52	118.30
1	gI	152	ASP	CB-CG-OD1	6.91	124.52	118.30
1	hP	51	ASP	CB-CG-OD2	6.91	124.52	118.30

Continued on next page...

Continued from previous page...

Mol	Chain	Res	Type	Atoms	Z	Observed(°)	Ideal(°)
1	ie	191	VAL	CA-CB-CG2	-6.91	100.53	110.90
1	iC	164	TYR	CB-CG-CD1	-6.91	116.85	121.00
1	1U	174	ALA	CB-CA-C	6.91	120.47	110.10
1	23	143	ARG	NH1-CZ-NH2	-6.91	111.79	119.40
1	2C	92	GLU	N-CA-CB	6.91	123.04	110.60
1	3C	40	PHE	CG-CD2-CE2	6.91	128.41	120.80
1	48	32	PHE	CB-CG-CD2	-6.91	115.96	120.80
1	4p	64	ALA	N-CA-CB	-6.91	100.42	110.10
1	8F	229	ARG	NH1-CZ-NH2	-6.91	111.80	119.40
1	b0	145	TYR	CB-CG-CD1	-6.91	116.85	121.00
1	1k	185	MET	CG-SD-CE	-6.91	89.14	100.20
1	1t	209	ALA	CB-CA-C	-6.91	99.73	110.10
1	gH	97	ARG	NE-CZ-NH2	6.91	123.76	120.30
1	lh	169	TYR	CB-CG-CD1	-6.91	116.85	121.00
1	75	188	THR	CA-CB-CG2	-6.91	102.72	112.40
1	aD	184	TRP	NE1-CE2-CD2	-6.91	100.39	107.30
1	aR	32	PHE	CB-CG-CD1	-6.91	115.96	120.80
1	aS	167	ARG	NE-CZ-NH1	-6.91	116.84	120.30
1	ce	75	GLU	OE1-CD-OE2	6.91	131.59	123.30
1	cZ	32	PHE	CB-CG-CD2	6.91	125.64	120.80
1	hO	167	ARG	NE-CZ-NH2	-6.91	116.84	120.30
1	iq	197	ASP	CB-CG-OD2	-6.91	112.08	118.30
1	iB	42	ALA	CB-CA-C	6.91	120.47	110.10
1	5T	103	ASP	CB-CG-OD2	6.91	124.52	118.30
1	7d	168	PHE	CB-CG-CD2	-6.91	115.96	120.80
1	8A	154	ARG	NE-CZ-NH2	-6.91	116.84	120.30
1	bp	82	ARG	NE-CZ-NH1	6.91	123.75	120.30
1	d6	117	TRP	CH2-CZ2-CE2	6.91	124.31	117.40
1	dA	173	ARG	NH1-CZ-NH2	-6.91	111.80	119.40
1	f9	68	MET	CG-SD-CE	-6.91	89.14	100.20
1	i	143	ARG	NE-CZ-NH1	6.91	123.76	120.30
1	z	167	ARG	NE-CZ-NH1	6.91	123.75	120.30
1	hS	145	TYR	CB-CG-CD2	-6.91	116.86	121.00
1	je	103	ASP	CB-CG-OD1	6.91	124.52	118.30
1	jT	197	ASP	CB-CG-OD2	6.91	124.52	118.30
1	25	164	TYR	CG-CD2-CE2	-6.91	115.77	121.30
1	lJ	178	SER	N-CA-CB	6.91	120.86	110.50
1	3G	133	TRP	CB-CG-CD2	-6.91	117.62	126.60
1	4i	154	ARG	NH1-CZ-NH2	-6.91	111.80	119.40
1	4q	173	ARG	NH1-CZ-NH2	-6.91	111.80	119.40
1	4U	64	ALA	N-CA-CB	6.91	119.77	110.10
1	5N	80	TRP	CB-CG-CD1	6.91	135.98	127.00

Continued on next page...

Continued from previous page...

Mol	Chain	Res	Type	Atoms	Z	Observed(°)	Ideal(°)
1	6U	58	THR	N-CA-CB	6.91	123.43	110.30
1	7x	97	ARG	NE-CZ-NH2	-6.91	116.85	120.30
1	8W	164	TYR	CB-CG-CD1	-6.91	116.86	121.00
1	aG	110	THR	CA-CB-CG2	-6.91	102.73	112.40
1	c8	229	ARG	NH1-CZ-NH2	-6.91	111.80	119.40
1	do	146	SER	N-CA-CB	6.91	120.86	110.50
1	dv	154	ARG	NH1-CZ-NH2	-6.91	111.80	119.40
1	fg	23	TRP	CG-CD1-NE1	-6.91	103.19	110.10
1	a	132	ARG	NE-CZ-NH2	6.91	123.75	120.30
1	iV	145	TYR	CB-CG-CD2	-6.91	116.86	121.00
1	5o	161	PHE	CB-CG-CD2	-6.91	115.97	120.80
1	7b	18	ARG	NE-CZ-NH1	6.91	123.75	120.30
1	7G	132	ARG	NE-CZ-NH1	6.91	123.75	120.30
1	8p	231	LEU	CB-CG-CD2	6.91	122.74	111.00
1	bs	45	GLU	OE1-CD-OE2	-6.91	115.01	123.30
1	bQ	42	ALA	O-C-N	-6.91	111.65	122.70
1	bT	81	ASP	CB-CG-OD1	6.91	124.52	118.30
1	gU	10	MET	CG-SD-CE	-6.91	89.15	100.20
1	im	97	ARG	NE-CZ-NH1	-6.91	116.85	120.30
1	iF	100	ARG	NE-CZ-NH1	6.91	123.75	120.30
1	iY	11	VAL	CA-CB-CG2	-6.91	100.54	110.90
1	jM	119	THR	CA-CB-CG2	-6.91	102.73	112.40
1	kF	169	TYR	CB-CG-CD2	6.91	125.14	121.00
1	lm	154	ARG	NH1-CZ-NH2	-6.91	111.80	119.40
1	ly	130	TYR	CD1-CE1-CZ	6.91	126.02	119.80
1	3l	97	ARG	NE-CZ-NH2	-6.91	116.85	120.30
1	34	64	ALA	N-CA-CB	-6.91	100.43	110.10
1	48	126	VAL	CA-CB-CG1	-6.91	100.54	110.90
1	ak	175	GLU	OE1-CD-OE2	-6.91	115.01	123.30
1	c0	79	GLU	OE1-CD-OE2	-6.91	115.01	123.30
1	cF	168	PHE	CB-CG-CD1	-6.91	115.97	120.80
1	cK	145	TYR	CB-CG-CD1	-6.91	116.86	121.00
1	cT	169	TYR	CB-CG-CD1	-6.91	116.86	121.00
1	cZ	142	VAL	CA-CB-CG1	-6.91	100.54	110.90
1	1l	145	TYR	CB-CG-CD1	-6.91	116.86	121.00
1	e7	132	ARG	N-CA-CB	-6.91	98.17	110.60
1	fn	119	THR	N-CA-CB	6.91	123.42	110.30
1	fN	169	TYR	CB-CG-CD2	6.91	125.14	121.00
1	h3	142	VAL	CA-CB-CG2	-6.90	100.54	110.90
1	5q	130	TYR	CB-CG-CD2	-6.90	116.86	121.00
1	5U	161	PHE	CB-CG-CD2	-6.90	115.97	120.80
1	8l	108	THR	CA-CB-CG2	-6.90	102.73	112.40

Continued on next page...

Continued from previous page...

Mol	Chain	Res	Type	Atoms	Z	Observed(°)	Ideal(°)
1	be	167	ARG	NE-CZ-NH2	-6.90	116.85	120.30
1	ds	81	ASP	CB-CG-OD1	-6.90	112.09	118.30
1	iq	229	ARG	NE-CZ-NH2	6.90	123.75	120.30
1	iG	154	ARG	NE-CZ-NH1	6.90	123.75	120.30
1	j9	143	ARG	NE-CZ-NH2	6.90	123.75	120.30
1	kX	162	ARG	NH1-CZ-NH2	-6.90	111.81	119.40
1	28	81	ASP	CB-CG-OD1	6.90	124.51	118.30
1	2w	161	PHE	CB-CG-CD2	-6.90	115.97	120.80
1	3E	169	TYR	CZ-CE2-CD2	-6.90	113.59	119.80
1	4n	130	TYR	CB-CG-CD1	6.90	125.14	121.00
1	5l	23	TRP	CB-CG-CD2	6.90	135.57	126.60
1	6m	132	ARG	NE-CZ-NH1	6.90	123.75	120.30
1	6z	181	VAL	CA-CB-CG2	6.90	121.25	110.90
1	9n	23	TRP	CE2-CD2-CG	-6.90	101.78	107.30
1	ar	82	ARG	NE-CZ-NH1	6.90	123.75	120.30
1	aR	181	VAL	CA-CB-CG2	-6.90	100.55	110.90
1	cI	81	ASP	CB-CG-OD1	-6.90	112.09	118.30
1	do	154	ARG	NE-CZ-NH1	6.90	123.75	120.30
1	eN	76	GLU	N-CA-CB	6.90	123.02	110.60
1	y	143	ARG	NE-CZ-NH2	6.90	123.75	120.30
1	hI	132	ARG	NE-CZ-NH1	6.90	123.75	120.30
1	hJ	164	TYR	CD1-CE1-CZ	6.90	126.01	119.80
1	iW	132	ARG	NH1-CZ-NH2	-6.90	111.81	119.40
1	le	162	ARG	NE-CZ-NH2	6.90	123.75	120.30
1	2y	132	ARG	NE-CZ-NH1	6.90	123.75	120.30
1	3R	145	TYR	CB-CG-CD1	-6.90	116.86	121.00
1	45	126	VAL	CA-CB-CG1	-6.90	100.55	110.90
1	8q	152	ASP	CB-CG-OD1	6.90	124.51	118.30
1	cT	154	ARG	NE-CZ-NH2	6.90	123.75	120.30
1	fr	133	TRP	CE3-CZ3-CH2	-6.90	113.61	121.20
1	L	173	ARG	NE-CZ-NH2	6.90	123.75	120.30
1	gg	100	ARG	CD-NE-CZ	6.90	133.26	123.60
1	h1	162	ARG	NH1-CZ-NH2	-6.90	111.81	119.40
1	2M	97	ARG	CD-NE-CZ	6.90	133.26	123.60
1	3b	143	ARG	NE-CZ-NH1	-6.90	116.85	120.30
1	45	96	MET	CG-SD-CE	-6.90	89.16	100.20
1	45	166	ASP	CB-CG-OD2	6.90	124.51	118.30
1	73	148	THR	CA-CB-CG2	-6.90	102.74	112.40
1	82	158	LYS	N-CA-CB	6.90	123.02	110.60
1	8A	154	ARG	NE-CZ-NH1	6.90	123.75	120.30
1	eB	169	TYR	CB-CG-CD2	-6.90	116.86	121.00
1	i	164	TYR	CB-CG-CD2	-6.90	116.86	121.00

Continued on next page...

Continued from previous page...

Mol	Chain	Res	Type	Atoms	Z	Observed(°)	Ideal(°)
1	Q	197	ASP	CB-CG-OD1	6.90	124.51	118.30
1	hV	145	TYR	CG-CD2-CE2	-6.90	115.78	121.30
1	iH	32	PHE	CB-CG-CD2	-6.90	115.97	120.80
1	1R	152	ASP	CB-CG-OD2	-6.90	112.09	118.30
1	iJ	169	TYR	CB-CG-CD2	-6.90	116.86	121.00
1	2i	110	THR	CA-CB-CG2	-6.90	102.74	112.40
1	2X	105	ALA	C-N-CA	6.90	136.78	122.30
1	4P	24	VAL	CA-CB-CG1	-6.90	100.55	110.90
1	55	58	THR	CA-CB-CG2	-6.90	102.74	112.40
1	7i	133	TRP	CG-CD2-CE3	-6.90	127.69	133.90
1	7u	145	TYR	CG-CD1-CE1	-6.90	115.78	121.30
1	84	108	THR	N-CA-CB	6.90	123.41	110.30
1	8a	67	GLN	O-C-N	-6.90	111.66	122.70
1	8t	143	ARG	NE-CZ-NH1	6.90	123.75	120.30
1	cD	132	ARG	NE-CZ-NH2	6.90	123.75	120.30
1	1q	40	PHE	CB-CG-CD1	6.90	125.63	120.80
1	gm	229	ARG	NE-CZ-NH1	6.90	123.75	120.30
1	1O	23	TRP	CB-CG-CD2	6.90	135.56	126.60
1	kc	164	TYR	CG-CD1-CE1	-6.90	115.78	121.30
1	l6	18	ARG	NE-CZ-NH1	6.90	123.75	120.30
1	2J	143	ARG	NE-CZ-NH2	-6.90	116.85	120.30
1	5f	82	ARG	CG-CD-NE	-6.90	97.32	111.80
1	5W	142	VAL	CA-CB-CG1	6.90	121.24	110.90
1	g	212	GLU	OE1-CD-OE2	-6.90	115.02	123.30
1	i5	168	PHE	CB-CG-CD1	-6.89	115.97	120.80
1	in	37	ILE	CA-CB-CG1	6.89	124.10	111.00
1	lF	41	SER	N-CA-CB	6.89	120.84	110.50
1	2u	184	TRP	CD1-CG-CD2	-6.89	100.78	106.30
1	3N	210	THR	CA-CB-CG2	-6.89	102.75	112.40
1	3P	16	SER	N-CA-CB	-6.89	100.16	110.50
1	5S	108	THR	CA-CB-CG2	-6.89	102.75	112.40
1	6j	132	ARG	NE-CZ-NH2	-6.89	116.85	120.30
1	7p	167	ARG	NE-CZ-NH1	6.89	123.75	120.30
1	7v	23	TRP	CB-CG-CD2	6.89	135.56	126.60
1	7U	210	THR	CA-CB-CG2	-6.89	102.75	112.40
1	8e	100	ARG	NE-CZ-NH1	-6.89	116.85	120.30
1	a3	167	ARG	NE-CZ-NH1	6.89	123.75	120.30
1	b8	168	PHE	CB-CG-CD1	-6.89	115.97	120.80
1	bp	133	TRP	CB-CG-CD2	-6.89	117.64	126.60
1	ca	130	TYR	CB-CG-CD1	6.89	125.14	121.00
1	dP	164	TYR	CB-CG-CD1	-6.89	116.86	121.00
1	dT	97	ARG	NE-CZ-NH1	6.89	123.75	120.30

Continued on next page...

Continued from previous page...

Mol	Chain	Res	Type	Atoms	Z	Observed(°)	Ideal(°)
1	fk	130	TYR	CB-CG-CD2	-6.89	116.86	121.00
1	i6	80	TRP	CB-CG-CD2	6.89	135.56	126.60
1	jr	162	ARG	NE-CZ-NH1	6.89	123.75	120.30
1	jC	79	GLU	OE1-CD-OE2	-6.89	115.03	123.30
1	2k	152	ASP	CB-CG-OD1	6.89	124.50	118.30
1	47	164	TYR	CZ-CE2-CD2	6.89	126.00	119.80
1	47	214	MET	O-C-N	-6.89	111.67	122.70
1	4i	154	ARG	NE-CZ-NH2	6.89	123.75	120.30
1	4w	40	PHE	CB-CG-CD1	6.89	125.62	120.80
1	4O	75	GLU	OE1-CD-OE2	-6.89	115.03	123.30
1	52	97	ARG	NH1-CZ-NH2	-6.89	111.82	119.40
1	7f	117	TRP	CB-CG-CD2	-6.89	117.64	126.60
1	8D	68	MET	CG-SD-CE	6.89	111.23	100.20
1	a1	142	VAL	CA-CB-CG2	6.89	121.24	110.90
1	aC	68	MET	CG-SD-CE	-6.89	89.17	100.20
1	aT	173	ARG	NE-CZ-NH2	-6.89	116.85	120.30
1	1f	144	MET	CG-SD-CE	-6.89	89.17	100.20
1	dO	177	ALA	N-CA-CB	-6.89	100.45	110.10
1	dR	81	ASP	CB-CG-OD1	6.89	124.50	118.30
1	hu	3	VAL	CA-CB-CG2	6.89	121.24	110.90
1	jl	168	PHE	CB-CG-CD1	-6.89	115.98	120.80
1	k9	31	ALA	CB-CA-C	6.89	120.44	110.10
1	lw	152	ASP	N-CA-CB	-6.89	98.20	110.60
1	lN	166	ASP	CB-CG-OD2	6.89	124.50	118.30
1	5X	229	ARG	NH1-CZ-NH2	-6.89	111.82	119.40
1	8V	97	ARG	NE-CZ-NH2	-6.89	116.85	120.30
1	9k	145	TYR	CG-CD2-CE2	-6.89	115.79	121.30
1	aD	197	ASP	CB-CG-OD2	6.89	124.50	118.30
1	d9	218	CYS	N-CA-CB	6.89	123.00	110.60
1	eT	23	TRP	CB-CG-CD2	6.89	135.56	126.60
1	B	23	TRP	CB-CG-CD1	-6.89	118.04	127.00
1	h6	184	TRP	CB-CG-CD1	-6.89	118.04	127.00
1	1V	118	MET	CG-SD-CE	-6.89	89.18	100.20
1	29	88	ALA	CB-CA-C	-6.89	99.77	110.10
1	4e	164	TYR	CB-CG-CD2	-6.89	116.87	121.00
1	4E	82	ARG	NE-CZ-NH2	-6.89	116.86	120.30
1	5F	23	TRP	CD1-CG-CD2	6.89	111.81	106.30
1	5I	162	ARG	NE-CZ-NH2	-6.89	116.86	120.30
1	85	130	TYR	CB-CG-CD1	6.89	125.13	121.00
1	9O	118	MET	CA-CB-CG	-6.89	101.59	113.30
1	bt	164	TYR	CZ-CE2-CD2	-6.89	113.60	119.80
1	cp	130	TYR	CG-CD2-CE2	-6.89	115.79	121.30

Continued on next page...

Continued from previous page...

Mol	Chain	Res	Type	Atoms	Z	Observed(°)	Ideal(°)
1	cR	229	ARG	NE-CZ-NH1	6.89	123.75	120.30
1	dJ	164	TYR	CB-CG-CD1	-6.89	116.87	121.00
1	eM	100	ARG	NE-CZ-NH2	-6.89	116.86	120.30
1	ks	82	ARG	NE-CZ-NH2	-6.89	116.86	120.30
1	5e	97	ARG	NE-CZ-NH2	6.89	123.74	120.30
1	7W	24	VAL	CA-CB-CG2	-6.89	100.57	110.90
1	bu	109	SER	N-CA-CB	6.89	120.83	110.50
1	bF	130	TYR	CD1-CE1-CZ	6.89	126.00	119.80
1	lg	130	TYR	CG-CD2-CE2	-6.89	115.79	121.30
1	ds	39	MET	CG-SD-CE	-6.89	89.18	100.20
1	a	154	ARG	NH1-CZ-NH2	-6.89	111.82	119.40
1	hH	23	TRP	CB-CG-CD1	-6.89	118.05	127.00
1	l5	173	ARG	NE-CZ-NH1	6.89	123.74	120.30
1	lo	76	GLU	OE1-CD-OE2	-6.89	115.04	123.30
1	2m	22	ALA	N-CA-CB	6.89	119.74	110.10
1	4V	173	ARG	NH1-CZ-NH2	-6.89	111.83	119.40
1	51	26	VAL	CA-CB-CG1	6.89	121.23	110.90
1	57	228	ALA	CB-CA-C	-6.89	99.77	110.10
1	5C	164	TYR	CG-CD1-CE1	6.89	126.81	121.30
1	6x	10	MET	CG-SD-CE	-6.89	89.18	100.20
1	cX	168	PHE	CD1-CG-CD2	6.89	127.25	118.30
1	dk	145	TYR	CB-CG-CD2	-6.89	116.87	121.00
1	eD	97	ARG	NE-CZ-NH2	-6.89	116.86	120.30
1	D	152	ASP	CB-CG-OD1	-6.89	112.10	118.30
1	1D	109	SER	N-CA-CB	6.88	120.83	110.50
1	hp	133	TRP	CB-CG-CD1	-6.88	118.05	127.00
1	1P	128	GLU	OE1-CD-OE2	-6.88	115.04	123.30
1	jZ	90	PRO	N-CD-CG	6.88	113.53	103.20
1	2c	81	ASP	CB-CG-OD1	6.88	124.50	118.30
1	2I	88	ALA	C-N-CA	6.88	136.76	122.30
1	4V	102	SER	N-CA-CB	6.88	120.83	110.50
1	aC	117	TRP	CE2-CD2-CG	-6.88	101.79	107.30
1	d7	14	ALA	N-CA-CB	6.88	119.74	110.10
1	eh	168	PHE	CB-CG-CD2	-6.88	115.98	120.80
1	eK	62	HIS	CA-CB-CG	6.88	125.31	113.60
1	ia	221	VAL	CA-CB-CG2	-6.88	100.58	110.90
1	iq	230	VAL	CG1-CB-CG2	-6.88	99.89	110.90
1	kB	154	ARG	NE-CZ-NH2	-6.88	116.86	120.30
1	6c	65	ALA	CB-CA-C	-6.88	99.78	110.10
1	b9	169	TYR	CB-CG-CD1	-6.88	116.87	121.00
1	bU	163	ASP	CB-CG-OD1	-6.88	112.11	118.30
1	cS	169	TYR	CB-CG-CD2	-6.88	116.87	121.00

Continued on next page...

Continued from previous page...

Mol	Chain	Res	Type	Atoms	Z	Observed(°)	Ideal(°)
1	fW	80	TRP	CG-CD1-NE1	-6.88	103.22	110.10
1	b	145	TYR	CB-CG-CD1	6.88	125.13	121.00
1	P	103	ASP	CB-CG-OD2	6.88	124.50	118.30
1	kI	164	TYR	CD1-CE1-CZ	6.88	125.99	119.80
1	2b	133	TRP	CD1-NE1-CE2	-6.88	102.81	109.00
1	2U	162	ARG	NE-CZ-NH2	6.88	123.74	120.30
1	30	168	PHE	CB-CG-CD2	6.88	125.62	120.80
1	3D	77	ALA	N-CA-CB	-6.88	100.47	110.10
1	3K	173	ARG	NE-CZ-NH1	6.88	123.74	120.30
1	4x	173	ARG	NE-CZ-NH1	-6.88	116.86	120.30
1	4z	82	ARG	NE-CZ-NH1	6.88	123.74	120.30
1	4H	126	VAL	CA-CB-CG2	6.88	121.22	110.90
1	6S	143	ARG	NE-CZ-NH2	-6.88	116.86	120.30
1	aj	152	ASP	N-CA-CB	-6.88	98.21	110.60
1	aZ	163	ASP	CB-CG-OD2	6.88	124.49	118.30
1	bi	105	ALA	N-CA-CB	-6.88	100.47	110.10
1	dB	169	TYR	CB-CG-CD1	6.88	125.13	121.00
1	dL	82	ARG	NH1-CZ-NH2	-6.88	111.83	119.40
1	ew	132	ARG	NH1-CZ-NH2	-6.88	111.83	119.40
1	fR	133	TRP	CB-CG-CD1	6.88	135.95	127.00
1	d	32	PHE	CB-CG-CD1	-6.88	115.98	120.80
1	U	51	ASP	CB-CG-OD2	6.88	124.49	118.30
1	gv	82	ARG	NE-CZ-NH2	-6.88	116.86	120.30
1	ia	164	TYR	CB-CG-CD2	-6.88	116.87	121.00
1	iT	173	ARG	NH1-CZ-NH2	-6.88	111.83	119.40
1	jc	173	ARG	NE-CZ-NH1	6.88	123.74	120.30
1	kz	229	ARG	NE-CZ-NH1	6.88	123.74	120.30
1	2y	132	ARG	NE-CZ-NH2	-6.88	116.86	120.30
1	6J	18	ARG	NE-CZ-NH1	6.88	123.74	120.30
1	bF	162	ARG	NE-CZ-NH1	6.88	123.74	120.30
1	cq	229	ARG	NE-CZ-NH1	6.88	123.74	120.30
1	1X	132	ARG	NH1-CZ-NH2	-6.88	111.83	119.40
1	jS	119	THR	N-CA-CB	6.88	123.37	110.30
1	kr	215	MET	CG-SD-CE	-6.88	89.19	100.20
1	l4	133	TRP	CB-CG-CD2	-6.88	117.66	126.60
1	lh	18	ARG	NE-CZ-NH2	6.88	123.74	120.30
1	58	100	ARG	NE-CZ-NH2	6.88	123.74	120.30
1	6c	164	TYR	CG-CD2-CE2	-6.88	115.80	121.30
1	9u	164	TYR	CB-CG-CD1	-6.88	116.87	121.00
1	ab	81	ASP	CB-CG-OD1	-6.88	112.11	118.30
1	al	154	ARG	NE-CZ-NH2	6.88	123.74	120.30
1	cl	82	ARG	NH1-CZ-NH2	-6.88	111.83	119.40

Continued on next page...

Continued from previous page...

Mol	Chain	Res	Type	Atoms	Z	Observed(°)	Ideal(°)
1	1m	145	TYR	CZ-CE2-CD2	-6.88	113.61	119.80
1	fM	97	ARG	NE-CZ-NH2	6.88	123.74	120.30
1	8	130	TYR	CB-CG-CD1	-6.88	116.87	121.00
1	l9	111	LEU	CB-CA-C	6.88	123.27	110.20
1	3s	173	ARG	NE-CZ-NH1	-6.88	116.86	120.30
1	3K	107	THR	CA-CB-CG2	-6.88	102.77	112.40
1	6S	96	MET	CG-SD-CE	-6.88	89.20	100.20
1	8r	168	PHE	CB-CG-CD2	-6.88	115.99	120.80
1	br	169	TYR	CB-CG-CD1	6.88	125.12	121.00
1	bu	188	THR	CA-CB-CG2	-6.88	102.77	112.40
1	bE	40	PHE	CB-CG-CD2	-6.88	115.99	120.80
1	dd	167	ARG	NE-CZ-NH1	6.88	123.74	120.30
1	j	74	ASN	O-C-N	-6.88	111.70	122.70
1	hH	97	ARG	NE-CZ-NH1	6.88	123.74	120.30
1	jy	200	THR	CA-CB-CG2	6.88	122.03	112.40
1	kS	185	MET	CG-SD-CE	-6.88	89.20	100.20
1	2x	162	ARG	NE-CZ-NH1	6.88	123.74	120.30
1	3u	103	ASP	CB-CG-OD2	6.88	124.49	118.30
1	3A	171	THR	O-C-N	-6.88	111.70	122.70
1	49	117	TRP	CD1-NE1-CE2	6.88	115.19	109.00
1	4y	173	ARG	NH1-CZ-NH2	-6.88	111.84	119.40
1	cR	168	PHE	CB-CG-CD1	-6.88	115.99	120.80
1	d1	117	TRP	CE2-CD2-CG	-6.88	101.80	107.30
1	dP	166	ASP	CB-CG-OD2	-6.88	112.11	118.30
1	i8	10	MET	CG-SD-CE	-6.87	89.20	100.20
1	i8	82	ARG	NE-CZ-NH2	6.87	123.74	120.30
1	im	89	GLY	O-C-N	-6.87	108.04	121.10
1	iq	164	TYR	CB-CG-CD2	-6.87	116.88	121.00
1	1R	161	PHE	CB-CG-CD1	6.87	125.61	120.80
1	lq	55	MET	CA-CB-CG	6.87	124.98	113.30
1	2M	152	ASP	CB-CG-OD2	6.87	124.49	118.30
1	3m	88	ALA	N-CA-CB	-6.87	100.48	110.10
1	6B	172	LEU	CB-CG-CD1	-6.87	99.31	111.00
1	7h	229	ARG	NE-CZ-NH1	6.87	123.74	120.30
1	8B	79	GLU	OE1-CD-OE2	-6.87	115.05	123.30
1	bb	164	TYR	CD1-CE1-CZ	6.87	125.98	119.80
1	bV	167	ARG	NE-CZ-NH2	-6.87	116.86	120.30
1	cl	51	ASP	CB-CG-OD2	-6.87	112.11	118.30
1	cG	194	ALA	CB-CA-C	6.87	120.41	110.10
1	e2	173	ARG	NE-CZ-NH2	-6.87	116.86	120.30
1	e3	14	ALA	N-CA-CB	-6.87	100.48	110.10
1	ex	229	ARG	NH1-CZ-NH2	-6.87	111.84	119.40

Continued on next page...

Continued from previous page...

Mol	Chain	Res	Type	Atoms	Z	Observed(°)	Ideal(°)
1	C	117	TRP	CB-CG-CD1	-6.87	118.06	127.00
1	F	119	THR	CA-CB-CG2	-6.87	102.78	112.40
1	K	130	TYR	CB-CG-CD2	-6.87	116.88	121.00
1	9	173	ARG	NE-CZ-NH1	6.87	123.74	120.30
1	1H	23	TRP	CD1-CG-CD2	-6.87	100.80	106.30
1	i5	110	THR	CA-CB-CG2	-6.87	102.78	112.40
1	k6	40	PHE	CB-CG-CD1	-6.87	115.99	120.80
1	2z	148	THR	CA-CB-OG1	6.87	123.43	109.00
1	6v	182	LYS	O-C-N	-6.87	111.71	122.70
1	7o	194	ALA	CB-CA-C	-6.87	99.79	110.10
1	7J	229	ARG	NE-CZ-NH1	6.87	123.73	120.30
1	97	18	ARG	NE-CZ-NH2	6.87	123.74	120.30
1	eC	132	ARG	NE-CZ-NH1	6.87	123.74	120.30
1	N	169	TYR	CB-CG-CD2	-6.87	116.88	121.00
1	cp	184	TRP	CG-CD2-CE3	6.87	140.08	133.90
1	d9	229	ARG	CD-NE-CZ	6.87	133.22	123.60
1	1K	100	ARG	NE-CZ-NH1	6.87	123.73	120.30
1	i3	173	ARG	NE-CZ-NH1	6.87	123.73	120.30
1	ik	229	ARG	NE-CZ-NH2	-6.87	116.87	120.30
1	jZ	185	MET	CG-SD-CE	-6.87	89.21	100.20
1	le	30	LYS	O-C-N	-6.87	111.71	122.70
1	2q	96	MET	CG-SD-CE	-6.87	89.21	100.20
1	4x	32	PHE	CB-CG-CD1	-6.87	115.99	120.80
1	7f	164	TYR	CG-CD2-CE2	-6.87	115.81	121.30
1	7p	10	MET	CG-SD-CE	-6.87	89.21	100.20
1	7x	173	ARG	CD-NE-CZ	6.87	133.22	123.60
1	8O	118	MET	CG-SD-CE	-6.87	89.21	100.20
1	9u	100	ARG	NE-CZ-NH2	-6.87	116.87	120.30
1	aL	110	THR	CA-CB-OG1	6.87	123.42	109.00
1	14	162	ARG	NE-CZ-NH2	-6.87	116.87	120.30
1	bg	229	ARG	NE-CZ-NH2	-6.87	116.86	120.30
1	cE	97	ARG	NE-CZ-NH1	6.87	123.73	120.30
1	da	164	TYR	CB-CG-CD2	6.87	125.12	121.00
1	eU	130	TYR	CB-CG-CD1	-6.87	116.88	121.00
1	gR	214	MET	CG-SD-CE	-6.87	89.21	100.20
1	gU	167	ARG	NE-CZ-NH1	6.87	123.73	120.30
1	lu	167	ARG	NE-CZ-NH1	6.87	123.73	120.30
1	lN	191	VAL	CA-CB-CG2	-6.87	100.60	110.90
1	3L	167	ARG	NE-CZ-NH2	-6.87	116.87	120.30
1	3S	69	LEU	CB-CG-CD1	6.87	122.67	111.00
1	79	125	PRO	N-CA-CB	-6.87	95.05	102.60
1	9i	164	TYR	CG-CD1-CE1	-6.87	115.81	121.30

Continued on next page...

Continued from previous page...

Mol	Chain	Res	Type	Atoms	Z	Observed(°)	Ideal(°)
1	b0	132	ARG	O-C-N	-6.87	111.71	122.70
1	d2	161	PHE	CB-CG-CD2	6.87	125.61	120.80
1	gk	161	PHE	CB-CG-CD1	6.87	125.61	120.80
1	k9	215	MET	CG-SD-CE	6.87	111.18	100.20
1	l5	130	TYR	CG-CD1-CE1	-6.87	115.81	121.30
1	3S	6	LEU	CB-CG-CD1	6.87	122.67	111.00
1	4Z	145	TYR	CZ-CE2-CD2	-6.87	113.62	119.80
1	58	10	MET	CG-SD-CE	-6.87	89.22	100.20
1	5f	217	ALA	O-C-N	-6.87	111.72	122.70
1	5r	87	HIS	CA-CB-CG	-6.87	101.93	113.60
1	6j	142	VAL	CG1-CB-CG2	-6.87	99.92	110.90
1	74	126	VAL	O-C-N	-6.87	111.53	123.20
1	77	18	ARG	NE-CZ-NH2	-6.87	116.87	120.30
1	8j	100	ARG	NE-CZ-NH2	-6.87	116.87	120.30
1	bl	161	PHE	CB-CG-CD1	6.87	125.61	120.80
1	lg	130	TYR	CB-CG-CD2	-6.87	116.88	121.00
1	dP	158	LYS	O-C-N	-6.87	111.71	122.70
1	e2	132	ARG	NE-CZ-NH2	-6.87	116.87	120.30
1	s	18	ARG	NH1-CZ-NH2	-6.87	111.85	119.40
1	hd	130	TYR	CB-CG-CD1	-6.86	116.88	121.00
1	iL	143	ARG	NE-CZ-NH1	6.86	123.73	120.30
1	je	181	VAL	CA-CB-CG2	-6.86	100.61	110.90
1	kd	167	ARG	NE-CZ-NH2	-6.86	116.87	120.30
1	30	82	ARG	NE-CZ-NH1	6.86	123.73	120.30
1	3d	27	VAL	CA-CB-CG1	6.86	121.19	110.90
1	3k	32	PHE	CG-CD2-CE2	6.86	128.35	120.80
1	53	32	PHE	CB-CG-CD2	-6.86	116.00	120.80
1	6d	86	VAL	CA-CB-CG2	-6.86	100.61	110.90
1	7i	32	PHE	CB-CG-CD2	-6.86	116.00	120.80
1	8c	40	PHE	CB-CG-CD1	-6.86	116.00	120.80
1	9e	10	MET	CG-SD-CE	-6.86	89.22	100.20
1	bg	130	TYR	CB-CG-CD2	-6.86	116.88	121.00
1	d0	97	ARG	NE-CZ-NH1	6.86	123.73	120.30
1	dP	40	PHE	CB-CG-CD2	6.86	125.60	120.80
1	fe	142	VAL	CA-CB-CG2	-6.86	100.61	110.90
1	g1	132	ARG	NH1-CZ-NH2	-6.86	111.85	119.40
1	a	231	LEU	CB-CG-CD2	6.86	122.67	111.00
1	Q	188	THR	N-CA-CB	6.86	123.34	110.30
1	5	145	TYR	CB-CG-CD1	6.86	125.12	121.00
1	jw	48	THR	CA-CB-CG2	-6.86	102.79	112.40
1	k9	130	TYR	CB-CG-CD2	6.86	125.12	121.00
1	2U	130	TYR	CB-CG-CD2	6.86	125.12	121.00

Continued on next page...

Continued from previous page...

Mol	Chain	Res	Type	Atoms	Z	Observed(°)	Ideal(°)
1	30	145	TYR	CG-CD2-CE2	-6.86	115.81	121.30
1	8h	132	ARG	NE-CZ-NH2	6.86	123.73	120.30
1	8v	103	ASP	CB-CG-OD1	6.86	124.48	118.30
1	8B	18	ARG	NE-CZ-NH2	-6.86	116.87	120.30
1	99	160	PRO	N-CA-CB	6.86	111.53	103.30
1	aH	168	PHE	CB-CG-CD1	-6.86	116.00	120.80
1	bE	143	ARG	NE-CZ-NH1	6.86	123.73	120.30
1	1v	145	TYR	CB-CG-CD2	6.86	125.12	121.00
1	fa	103	ASP	CB-CG-OD1	6.86	124.47	118.30
1	gq	81	ASP	CB-CG-OD2	6.86	124.47	118.30
1	h5	143	ARG	NE-CZ-NH2	-6.86	116.87	120.30
1	h9	126	VAL	CA-CB-CG2	6.86	121.19	110.90
1	iv	109	SER	N-CA-CB	6.86	120.79	110.50
1	kb	39	MET	CG-SD-CE	-6.86	89.22	100.20
1	lq	168	PHE	CB-CG-CD1	6.86	125.60	120.80
1	3N	142	VAL	CA-CB-CG2	-6.86	100.61	110.90
1	4L	169	TYR	CG-CD1-CE1	-6.86	115.81	121.30
1	4T	76	GLU	OE1-CD-OE2	-6.86	115.07	123.30
1	5m	162	ARG	NE-CZ-NH1	-6.86	116.87	120.30
1	5z	197	ASP	CB-CG-OD1	6.86	124.47	118.30
1	9Q	97	ARG	NH1-CZ-NH2	-6.86	111.85	119.40
1	ar	81	ASP	CB-CG-OD1	6.86	124.47	118.30
1	1b	130	TYR	CB-CG-CD1	-6.86	116.88	121.00
1	dy	154	ARG	NE-CZ-NH2	-6.86	116.87	120.30
1	f8	173	ARG	NH1-CZ-NH2	-6.86	111.85	119.40
1	fn	130	TYR	CB-CG-CD1	6.86	125.12	121.00
1	fS	154	ARG	NE-CZ-NH2	-6.86	116.87	120.30
1	9	169	TYR	CB-CG-CD2	6.86	125.12	121.00
1	27	166	ASP	CB-CG-OD2	6.86	124.47	118.30
1	3w	114	GLN	O-C-N	-6.86	111.72	122.70
1	8p	39	MET	CG-SD-CE	6.86	111.17	100.20
1	ak	169	TYR	CB-CG-CD1	6.86	125.11	121.00
1	aR	161	PHE	CB-CG-CD1	-6.86	116.00	120.80
1	bl	229	ARG	CG-CD-NE	-6.86	97.40	111.80
1	ig	143	ARG	NE-CZ-NH1	6.86	123.73	120.30
1	jN	144	MET	CG-SD-CE	-6.86	89.23	100.20
1	kv	18	ARG	NE-CZ-NH2	-6.86	116.87	120.30
1	kz	18	ARG	NE-CZ-NH1	6.86	123.73	120.30
1	kG	164	TYR	CG-CD1-CE1	-6.86	115.81	121.30
1	2C	168	PHE	CB-CG-CD2	-6.86	116.00	120.80
1	3d	82	ARG	NE-CZ-NH2	-6.86	116.87	120.30
1	5M	167	ARG	NE-CZ-NH1	6.86	123.73	120.30

Continued on next page...

Continued from previous page...

Mol	Chain	Res	Type	Atoms	Z	Observed(°)	Ideal(°)
1	8p	173	ARG	NE-CZ-NH1	6.86	123.73	120.30
1	8A	191	VAL	CA-CB-CG2	-6.86	100.61	110.90
1	ak	40	PHE	CB-CG-CD1	-6.86	116.00	120.80
1	bf	4	GLN	O-C-N	-6.86	111.73	122.70
1	bg	81	ASP	CB-CG-OD2	6.86	124.47	118.30
1	ca	18	ARG	NE-CZ-NH2	-6.86	116.87	120.30
1	cS	100	ARG	NE-CZ-NH1	6.86	123.73	120.30
1	eU	132	ARG	NE-CZ-NH2	-6.86	116.87	120.30
1	fp	97	ARG	CD-NE-CZ	6.86	133.20	123.60
1	fV	40	PHE	CB-CG-CD1	6.86	125.60	120.80
1	hK	23	TRP	CB-CG-CD1	6.86	135.91	127.00
1	ju	168	PHE	CB-CG-CD1	-6.86	116.00	120.80
1	lf	143	ARG	NE-CZ-NH1	6.86	123.73	120.30
1	5t	23	TRP	CE2-CD2-CG	-6.86	101.81	107.30
1	7n	132	ARG	NE-CZ-NH1	6.86	123.73	120.30
1	9m	161	PHE	CB-CG-CD2	-6.86	116.00	120.80
1	9u	216	THR	CA-CB-CG2	-6.86	102.80	112.40
1	b6	185	MET	CG-SD-CE	-6.86	89.23	100.20
1	cU	215	MET	CA-CB-CG	6.86	124.96	113.30
1	f8	133	TRP	O-C-N	-6.86	111.73	122.70
1	fg	21	ASN	O-C-N	-6.86	111.73	122.70
1	fq	143	ARG	NE-CZ-NH2	6.86	123.73	120.30
1	fR	88	ALA	N-CA-CB	-6.86	100.50	110.10
1	g2	229	ARG	NE-CZ-NH1	6.86	123.73	120.30
1	gk	40	PHE	CB-CG-CD2	6.85	125.60	120.80
1	gy	98	GLU	OE1-CD-OE2	-6.85	115.08	123.30
1	gP	167	ARG	NE-CZ-NH2	-6.85	116.87	120.30
1	h4	38	PRO	N-CA-CB	6.85	111.53	103.30
1	jf	152	ASP	CB-CG-OD2	-6.85	112.13	118.30
1	2P	215	MET	CG-SD-CE	-6.85	89.23	100.20
1	7e	195	ASN	N-CA-CB	-6.85	98.26	110.60
1	7Y	163	ASP	CB-CG-OD1	6.85	124.47	118.30
1	Y	197	ASP	CB-CG-OD2	6.85	124.47	118.30
1	dD	163	ASP	CB-CG-OD2	6.85	124.47	118.30
1	dO	51	ASP	CB-CG-OD2	6.85	124.47	118.30
1	iB	163	ASP	CB-CG-OD1	6.85	124.47	118.30
1	37	40	PHE	CB-CG-CD1	-6.85	116.00	120.80
1	3V	215	MET	CG-SD-CE	-6.85	89.23	100.20
1	6z	80	TRP	CA-CB-CG	6.85	126.72	113.70
1	7i	162	ARG	CD-NE-CZ	-6.85	114.01	123.60
1	7Q	81	ASP	CB-CG-OD2	-6.85	112.13	118.30
1	9N	167	ARG	NE-CZ-NH1	6.85	123.73	120.30

Continued on next page...

Continued from previous page...

Mol	Chain	Res	Type	Atoms	Z	Observed(°)	Ideal(°)
1	cI	81	ASP	CB-CG-OD2	6.85	124.47	118.30
1	dH	169	TYR	CB-CG-CD2	-6.85	116.89	121.00
1	dZ	166	ASP	CB-CG-OD2	-6.85	112.13	118.30
1	lh	100	ARG	NE-CZ-NH2	-6.85	116.88	120.30
1	lp	140	LYS	N-CA-CB	6.85	122.93	110.60
1	lp	161	PHE	CB-CG-CD1	6.85	125.60	120.80
1	4a	103	ASP	CB-CG-OD2	6.85	124.47	118.30
1	4J	24	VAL	CA-CB-CG2	6.85	121.18	110.90
1	4T	18	ARG	NE-CZ-NH1	-6.85	116.88	120.30
1	aH	43	LEU	N-CA-CB	-6.85	96.70	110.40
1	lo	18	ARG	NE-CZ-NH1	6.85	123.72	120.30
1	et	143	ARG	NE-CZ-NH1	6.85	123.73	120.30
1	d	118	MET	CG-SD-CE	-6.85	89.24	100.20
1	gc	39	MET	CG-SD-CE	-6.85	89.24	100.20
1	gg	184	TRP	CB-CG-CD2	6.85	135.50	126.60
1	kD	117	TRP	CB-CG-CD2	6.85	135.50	126.60
1	kY	229	ARG	NE-CZ-NH1	6.85	123.72	120.30
1	l7	205	LEU	CB-CG-CD1	6.85	122.64	111.00
1	3N	51	ASP	CB-CG-OD1	6.85	124.47	118.30
1	4Y	161	PHE	CB-CG-CD1	6.85	125.59	120.80
1	5m	166	ASP	CB-CG-OD2	6.85	124.46	118.30
1	75	162	ARG	NE-CZ-NH1	6.85	123.72	120.30
1	8W	145	TYR	CB-CG-CD1	-6.85	116.89	121.00
1	bC	173	ARG	NH1-CZ-NH2	-6.85	111.86	119.40
1	dL	97	ARG	NH1-CZ-NH2	6.85	126.94	119.40
1	f6	200	THR	CA-CB-CG2	-6.85	102.81	112.40
1	if	130	TYR	CB-CG-CD1	6.85	125.11	121.00
1	ih	132	ARG	NH1-CZ-NH2	-6.85	111.87	119.40
1	jc	215	MET	CG-SD-CE	-6.85	89.25	100.20
1	24	40	PHE	CB-CG-CD2	6.85	125.59	120.80
1	kY	175	GLU	OE1-CD-OE2	-6.85	115.08	123.30
1	kZ	177	ALA	CB-CA-C	6.85	120.37	110.10
1	2h	80	TRP	CE3-CZ3-CH2	-6.85	113.67	121.20
1	4M	169	TYR	CG-CD1-CE1	-6.85	115.82	121.30
1	6c	40	PHE	CB-CG-CD1	-6.85	116.01	120.80
1	7N	164	TYR	CB-CG-CD1	-6.85	116.89	121.00
1	cw	130	TYR	CB-CG-CD1	6.85	125.11	121.00
1	el	117	TRP	CE2-CD2-CG	-6.85	101.82	107.30
1	fe	40	PHE	CB-CG-CD1	-6.85	116.01	120.80
1	k2	40	PHE	CB-CG-CD1	-6.85	116.01	120.80
1	22	36	VAL	CA-CB-CG1	-6.85	100.63	110.90
1	lO	171	THR	CA-CB-CG2	-6.85	102.82	112.40

Continued on next page...

Continued from previous page...

Mol	Chain	Res	Type	Atoms	Z	Observed(°)	Ideal(°)
1	5L	81	ASP	CB-CG-OD1	6.85	124.46	118.30
1	6e	66	MET	CG-SD-CE	-6.85	89.25	100.20
1	6y	197	ASP	CB-CG-OD2	6.85	124.46	118.30
1	7r	100	ARG	NE-CZ-NH2	6.85	123.72	120.30
1	7Q	168	PHE	CB-CG-CD1	6.85	125.59	120.80
1	97	23	TRP	CE3-CZ3-CH2	6.85	128.73	121.20
1	bq	229	ARG	NH1-CZ-NH2	-6.85	111.87	119.40
1	bz	145	TYR	CB-CG-CD2	-6.85	116.89	121.00
1	bV	197	ASP	CB-CG-OD2	6.85	124.46	118.30
1	d6	82	ARG	NE-CZ-NH2	-6.85	116.88	120.30
1	dx	23	TRP	CB-CG-CD2	6.85	135.50	126.60
1	f2	82	ARG	NE-CZ-NH1	6.85	123.72	120.30
1	ie	130	TYR	CG-CD1-CE1	-6.84	115.83	121.30
1	j7	145	TYR	CG-CD1-CE1	6.84	126.78	121.30
1	k2	26	VAL	CA-CB-CG1	6.84	121.17	110.90
1	kc	18	ARG	NH1-CZ-NH2	-6.84	111.87	119.40
1	lR	117	TRP	CB-CG-CD2	6.84	135.50	126.60
1	7R	152	ASP	CB-CG-OD1	-6.84	112.14	118.30
1	a9	130	TYR	CB-CG-CD2	-6.84	116.89	121.00
1	aE	132	ARG	NE-CZ-NH2	6.84	123.72	120.30
1	ck	152	ASP	CB-CG-OD2	6.84	124.46	118.30
1	cJ	132	ARG	NH1-CZ-NH2	-6.84	111.87	119.40
1	dA	51	ASP	CB-CG-OD2	-6.84	112.14	118.30
1	ey	168	PHE	CB-CG-CD2	-6.84	116.01	120.80
1	g8	145	TYR	CB-CG-CD1	-6.84	116.89	121.00
1	k9	164	TYR	CB-CG-CD2	6.84	125.11	121.00
1	2v	109	SER	N-CA-CB	6.84	120.77	110.50
1	3z	162	ARG	NE-CZ-NH1	6.84	123.72	120.30
1	4I	18	ARG	NE-CZ-NH1	6.84	123.72	120.30
1	6Z	184	TRP	CG-CD2-CE3	-6.84	127.74	133.90
1	7E	185	MET	CG-SD-CE	-6.84	89.25	100.20
1	7W	161	PHE	CB-CG-CD1	-6.84	116.01	120.80
1	bo	168	PHE	CB-CG-CD2	-6.84	116.01	120.80
1	eL	18	ARG	NE-CZ-NH2	6.84	123.72	120.30
1	fO	23	TRP	CB-CG-CD1	-6.84	118.10	127.00
1	iX	145	TYR	CB-CG-CD1	6.84	125.11	121.00
1	1T	18	ARG	NE-CZ-NH1	-6.84	116.88	120.30
1	kd	143	ARG	NH1-CZ-NH2	-6.84	111.88	119.40
1	kK	24	VAL	CG1-CB-CG2	-6.84	99.95	110.90
1	3D	214	MET	CG-SD-CE	6.84	111.14	100.20
1	4O	169	TYR	CA-CB-CG	-6.84	100.40	113.40
1	5A	80	TRP	CB-CG-CD2	-6.84	117.70	126.60

Continued on next page...

Continued from previous page...

Mol	Chain	Res	Type	Atoms	Z	Observed(°)	Ideal(°)
1	8o	168	PHE	CB-CG-CD1	-6.84	116.01	120.80
1	92	66	MET	CG-SD-CE	-6.84	89.25	100.20
1	9s	102	SER	CA-C-O	6.84	134.47	120.10
1	fg	130	TYR	CB-CG-CD1	6.84	125.11	121.00
1	w	23	TRP	N-CA-CB	-6.84	98.28	110.60
1	hO	197	ASP	CB-CG-OD2	6.84	124.45	118.30
1	1O	173	ARG	NE-CZ-NH2	-6.84	116.88	120.30
1	l9	117	TRP	CE2-CD2-CG	-6.84	101.83	107.30
1	lv	66	MET	CG-SD-CE	-6.84	89.26	100.20
1	2V	162	ARG	NE-CZ-NH2	-6.84	116.88	120.30
1	4Q	88	ALA	N-CA-CB	-6.84	100.53	110.10
1	60	145	TYR	CB-CG-CD1	6.84	125.10	121.00
1	6e	130	TYR	CD1-CE1-CZ	-6.84	113.64	119.80
1	6E	119	THR	CA-CB-CG2	-6.84	102.83	112.40
1	6P	23	TRP	CE2-CD2-CG	-6.84	101.83	107.30
1	6Q	150	ILE	O-C-N	-6.84	111.76	122.70
1	bt	143	ARG	NH1-CZ-NH2	-6.84	111.88	119.40
1	dw	18	ARG	NH1-CZ-NH2	-6.84	111.88	119.40
1	en	117	TRP	CZ3-CH2-CZ2	-6.84	113.39	121.60
1	fc	117	TRP	CE2-CD2-CG	-6.84	101.83	107.30
1	gk	72	THR	CA-CB-CG2	-6.84	102.83	112.40
1	j3	108	THR	CA-CB-CG2	-6.84	102.83	112.40
1	lZ	229	ARG	NE-CZ-NH2	-6.84	116.88	120.30
1	kN	162	ARG	NE-CZ-NH1	6.84	123.72	120.30
1	lO	39	MET	CG-SD-CE	-6.84	89.26	100.20
1	4D	165	VAL	CA-CB-CG1	-6.84	100.64	110.90
1	4M	7	GLN	CG-CD-OE1	6.84	135.28	121.60
1	75	152	ASP	CB-CG-OD2	-6.84	112.15	118.30
1	g1	23	TRP	CB-CG-CD1	-6.84	118.11	127.00
1	hF	18	ARG	NH1-CZ-NH2	-6.84	111.88	119.40
1	hZ	126	VAL	CA-CB-CG2	6.84	121.15	110.90
1	ie	23	TRP	CB-CG-CD1	-6.84	118.11	127.00
1	1V	161	PHE	CB-CG-CD1	6.84	125.58	120.80
1	k0	173	ARG	NE-CZ-NH1	-6.84	116.88	120.30
1	kG	197	ASP	CB-CG-OD1	-6.84	112.15	118.30
1	lz	148	THR	CA-CB-CG2	-6.84	102.83	112.40
1	2h	132	ARG	NE-CZ-NH2	-6.84	116.88	120.30
1	2C	164	TYR	CB-CG-CD2	-6.84	116.90	121.00
1	4b	40	PHE	CB-CG-CD1	6.84	125.58	120.80
1	55	161	PHE	CB-CG-CD1	6.84	125.59	120.80
1	5B	188	THR	O-C-N	-6.84	111.76	122.70
1	60	186	THR	CA-CB-CG2	6.84	121.97	112.40

Continued on next page...

Continued from previous page...

Mol	Chain	Res	Type	Atoms	Z	Observed(°)	Ideal(°)
1	6b	143	ARG	NH1-CZ-NH2	-6.84	111.88	119.40
1	9H	214	MET	CG-SD-CE	-6.84	89.26	100.20
1	aD	164	TYR	CG-CD2-CE2	-6.84	115.83	121.30
1	di	215	MET	CG-SD-CE	-6.84	89.26	100.20
1	fC	81	ASP	CB-CG-OD1	6.84	124.45	118.30
1	gn	97	ARG	NE-CZ-NH1	6.83	123.72	120.30
1	gM	145	TYR	CG-CD2-CE2	-6.83	115.83	121.30
1	27	130	TYR	CB-CG-CD1	6.83	125.10	121.00
1	5N	80	TRP	CB-CG-CD2	-6.83	117.72	126.60
1	af	132	ARG	NE-CZ-NH1	6.83	123.72	120.30
1	b0	173	ARG	NE-CZ-NH2	-6.83	116.88	120.30
1	d0	103	ASP	CB-CG-OD1	6.83	124.45	118.30
1	dZ	164	TYR	CB-CG-CD1	6.83	125.10	121.00
1	fS	145	TYR	CB-CG-CD1	-6.83	116.90	121.00
1	gK	167	ARG	NE-CZ-NH2	-6.83	116.88	120.30
1	hi	97	ARG	NE-CZ-NH2	-6.83	116.88	120.30
1	jn	154	ARG	NE-CZ-NH2	-6.83	116.88	120.30
1	jQ	62	HIS	CA-CB-CG	-6.83	101.98	113.60
1	jX	145	TYR	CZ-CE2-CD2	-6.83	113.65	119.80
1	k5	57	ASN	N-CA-CB	6.83	122.90	110.60
1	kv	154	ARG	NE-CZ-NH1	6.83	123.72	120.30
1	4b	130	TYR	CZ-CE2-CD2	-6.83	113.65	119.80
1	7a	173	ARG	NE-CZ-NH2	-6.83	116.88	120.30
1	7q	23	TRP	CB-CG-CD2	6.83	135.48	126.60
1	ag	189	LEU	O-C-N	-6.83	111.77	122.70
1	bU	169	TYR	CG-CD1-CE1	-6.83	115.83	121.30
1	c6	169	TYR	CB-CG-CD1	6.83	125.10	121.00
1	ck	168	PHE	CB-CG-CD1	6.83	125.58	120.80
1	cm	169	TYR	CB-CG-CD1	-6.83	116.90	121.00
1	hF	180	GLU	N-CA-CB	-6.83	98.30	110.60
1	lQ	36	VAL	O-C-N	-6.83	111.77	122.70
1	jt	154	ARG	NE-CZ-NH2	-6.83	116.89	120.30
1	kT	145	TYR	CZ-CE2-CD2	-6.83	113.65	119.80
1	lg	7	GLN	N-CA-CB	6.83	122.90	110.60
1	4Q	100	ARG	NE-CZ-NH1	6.83	123.72	120.30
1	59	110	THR	CA-CB-CG2	-6.83	102.84	112.40
1	5y	77	ALA	O-C-N	-6.83	111.77	122.70
1	7p	143	ARG	NE-CZ-NH1	6.83	123.72	120.30
1	8q	166	ASP	CB-CA-C	6.83	124.06	110.40
1	97	100	ARG	NE-CZ-NH2	-6.83	116.88	120.30
1	cp	173	ARG	NE-CZ-NH2	6.83	123.72	120.30
1	cw	143	ARG	NE-CZ-NH2	-6.83	116.88	120.30

Continued on next page...

Continued from previous page...

Mol	Chain	Res	Type	Atoms	Z	Observed(°)	Ideal(°)
1	dO	162	ARG	NE-CZ-NH2	-6.83	116.89	120.30
1	eZ	120	HIS	CA-CB-CG	6.83	125.21	113.60
1	fb	229	ARG	O-C-N	-6.83	111.77	122.70
1	fe	159	GLU	OE1-CD-OE2	-6.83	115.10	123.30
1	hX	97	ARG	NE-CZ-NH2	-6.83	116.89	120.30
1	i9	32	PHE	CB-CG-CD2	-6.83	116.02	120.80
1	25	88	ALA	N-CA-CB	-6.83	100.54	110.10
1	4F	26	VAL	CA-CB-CG2	-6.83	100.66	110.90
1	51	229	ARG	NE-CZ-NH2	-6.83	116.89	120.30
1	8d	216	THR	CA-CB-CG2	-6.83	102.84	112.40
1	b2	168	PHE	CB-CG-CD2	6.83	125.58	120.80
1	bL	40	PHE	CB-CG-CD2	6.83	125.58	120.80
1	dz	162	ARG	NE-CZ-NH2	6.83	123.72	120.30
1	go	168	PHE	CB-CG-CD2	-6.83	116.02	120.80
1	gR	130	TYR	CB-CG-CD1	-6.83	116.90	121.00
1	hS	82	ARG	NE-CZ-NH2	-6.83	116.89	120.30
1	jb	144	MET	CG-SD-CE	-6.83	89.28	100.20
1	5e	185	MET	CG-SD-CE	-6.83	89.28	100.20
1	65	103	ASP	CB-CG-OD1	6.83	124.45	118.30
1	aK	119	THR	CA-CB-CG2	-6.83	102.84	112.40
1	c4	133	TRP	CB-CG-CD2	6.83	135.48	126.60
1	e0	130	TYR	CB-CG-CD2	6.83	125.10	121.00
1	fe	173	ARG	NH1-CZ-NH2	-6.83	111.89	119.40
1	ly	167	ARG	NE-CZ-NH1	6.83	123.72	120.30
1	26	162	ARG	NH1-CZ-NH2	6.83	126.91	119.40
1	30	36	VAL	CA-CB-CG1	6.83	121.14	110.90
1	5L	197	ASP	CB-CG-OD1	6.83	124.44	118.30
1	7b	23	TRP	CB-CG-CD1	-6.83	118.12	127.00
1	7D	143	ARG	NE-CZ-NH2	6.83	123.71	120.30
1	8f	189	LEU	O-C-N	-6.83	111.78	122.70
1	92	98	GLU	OE1-CD-OE2	-6.83	115.11	123.30
1	9Y	168	PHE	CB-CG-CD2	-6.83	116.02	120.80
1	as	130	TYR	CZ-CE2-CD2	-6.83	113.66	119.80
1	e9	40	PHE	CB-CG-CD2	6.83	125.58	120.80
1	eD	39	MET	CG-SD-CE	-6.83	89.28	100.20
1	fn	64	ALA	N-CA-CB	6.83	119.66	110.10
1	V	23	TRP	CG-CD1-NE1	-6.83	103.27	110.10
1	gd	81	ASP	CB-CG-OD2	6.83	124.44	118.30
1	gF	51	ASP	CB-CG-OD2	-6.83	112.16	118.30
1	k1	185	MET	CG-SD-CE	-6.83	89.28	100.20
1	k8	86	VAL	CA-CB-CG2	6.83	121.14	110.90
1	kD	152	ASP	CB-CG-OD1	-6.83	112.16	118.30

Continued on next page...

Continued from previous page...

Mol	Chain	Res	Type	Atoms	Z	Observed(°)	Ideal(°)
1	l2	169	TYR	CG-CD1-CE1	-6.83	115.84	121.30
1	lo	130	TYR	CB-CG-CD2	-6.83	116.91	121.00
1	lu	168	PHE	CB-CG-CD2	-6.83	116.02	120.80
1	lE	169	TYR	CB-CG-CD1	6.83	125.09	121.00
1	2q	183	ASN	N-CA-CB	6.83	122.89	110.60
1	3e	164	TYR	CB-CG-CD1	6.83	125.10	121.00
1	3G	80	TRP	CD1-CG-CD2	6.83	111.76	106.30
1	4x	230	VAL	CA-CB-CG1	6.83	121.14	110.90
1	4X	148	THR	CA-CB-CG2	-6.83	102.84	112.40
1	6p	18	ARG	NE-CZ-NH2	-6.83	116.89	120.30
1	8q	81	ASP	CB-CG-OD1	6.83	124.44	118.30
1	9C	163	ASP	CB-CG-OD2	-6.83	112.16	118.30
1	bc	143	ARG	NE-CZ-NH2	-6.83	116.89	120.30
1	19	58	THR	N-CA-CB	6.83	123.27	110.30
1	bX	100	ARG	NH1-CZ-NH2	-6.83	111.89	119.40
1	bY	103	ASP	CB-CG-OD1	6.83	124.44	118.30
1	c4	130	TYR	CG-CD2-CE2	6.83	126.76	121.30
1	cm	143	ARG	NE-CZ-NH1	6.83	123.71	120.30
1	cS	162	ARG	NE-CZ-NH2	-6.83	116.89	120.30
1	f1	145	TYR	CB-CG-CD1	6.83	125.09	121.00
1	L	40	PHE	CB-CG-CD1	-6.83	116.02	120.80
1	X	162	ARG	NE-CZ-NH1	6.83	123.71	120.30
1	hG	212	GLU	OE1-CD-OE2	-6.82	115.11	123.30
1	it	161	PHE	CB-CG-CD1	-6.82	116.02	120.80
1	1X	38	PRO	N-CD-CG	6.82	113.43	103.20
1	lr	36	VAL	CA-CB-CG2	6.82	121.14	110.90
1	lP	132	ARG	NE-CZ-NH2	-6.82	116.89	120.30
1	3I	108	THR	CA-CB-CG2	-6.82	102.85	112.40
1	4I	82	ARG	NE-CZ-NH2	-6.82	116.89	120.30
1	73	113	GLU	O-C-N	-6.82	111.78	122.70
1	9s	152	ASP	CB-CG-OD1	6.82	124.44	118.30
1	9T	39	MET	CG-SD-CE	-6.82	89.28	100.20
1	bm	58	THR	CA-CB-CG2	-6.82	102.85	112.40
1	bz	3	VAL	CA-CB-CG1	6.82	121.14	110.90
1	c3	194	ALA	N-CA-CB	6.82	119.65	110.10
1	dn	162	ARG	NE-CZ-NH2	-6.82	116.89	120.30
1	K	18	ARG	NE-CZ-NH2	-6.82	116.89	120.30
1	7	143	ARG	NE-CZ-NH2	6.82	123.71	120.30
1	1Y	39	MET	CG-SD-CE	-6.82	89.28	100.20
1	kM	180	GLU	CG-CD-OE1	6.82	131.94	118.30
1	la	132	ARG	NE-CZ-NH1	6.82	123.71	120.30
1	4M	97	ARG	NE-CZ-NH2	-6.82	116.89	120.30

Continued on next page...

Continued from previous page...

Mol	Chain	Res	Type	Atoms	Z	Observed(°)	Ideal(°)
1	5A	82	ARG	NH1-CZ-NH2	-6.82	111.90	119.40
1	7Z	130	TYR	CB-CG-CD2	-6.82	116.91	121.00
1	9G	18	ARG	NH1-CZ-NH2	-6.82	111.90	119.40
1	bE	186	THR	CA-CB-CG2	-6.82	102.85	112.40
1	cd	130	TYR	CB-CG-CD2	-6.82	116.91	121.00
1	cn	215	MET	CG-SD-CE	-6.82	89.28	100.20
1	di	169	TYR	CB-CG-CD1	-6.82	116.91	121.00
1	Q	34	PRO	N-CD-CG	6.82	113.43	103.20
1	X	166	ASP	CB-CG-OD2	-6.82	112.16	118.30
1	h3	132	ARG	NE-CZ-NH1	6.82	123.71	120.30
1	hT	143	ARG	NH1-CZ-NH2	-6.82	111.90	119.40
1	1S	86	VAL	CA-CB-CG2	-6.82	100.67	110.90
1	20	48	THR	CA-CB-CG2	-6.82	102.85	112.40
1	lk	173	ARG	NE-CZ-NH1	6.82	123.71	120.30
1	2Z	79	GLU	OE1-CD-OE2	-6.82	115.12	123.30
1	47	130	TYR	CB-CG-CD2	-6.82	116.91	121.00
1	4o	82	ARG	CD-NE-CZ	-6.82	114.05	123.60
1	4F	200	THR	OG1-CB-CG2	-6.82	94.31	110.00
1	5X	118	MET	O-C-N	-6.82	111.79	122.70
1	6K	168	PHE	CB-CG-CD1	-6.82	116.03	120.80
1	6U	204	ALA	N-CA-CB	6.82	119.65	110.10
1	7u	81	ASP	CB-CA-C	6.82	124.04	110.40
1	85	202	LEU	CB-CG-CD1	-6.82	99.40	111.00
1	8J	82	ARG	NE-CZ-NH1	6.82	123.71	120.30
1	ac	221	VAL	CA-CB-CG2	-6.82	100.67	110.90
1	eY	162	ARG	NH1-CZ-NH2	-6.82	111.90	119.40
1	fD	213	GLU	OE1-CD-OE2	-6.82	115.11	123.30
1	D	154	ARG	NE-CZ-NH1	6.82	123.71	120.30
1	2I	18	ARG	CD-NE-CZ	6.82	133.15	123.60
1	bt	149	SER	N-CA-CB	6.82	120.73	110.50
1	fl	133	TRP	CE2-CD2-CG	-6.82	101.84	107.30
1	hG	162	ARG	NE-CZ-NH2	-6.82	116.89	120.30
1	hZ	48	THR	OG1-CB-CG2	-6.82	94.32	110.00
1	ix	133	TRP	CB-CG-CD1	6.82	135.86	127.00
1	28	118	MET	CG-SD-CE	-6.82	89.29	100.20
1	2t	197	ASP	CB-CG-OD2	6.82	124.44	118.30
1	3R	229	ARG	NE-CZ-NH1	6.82	123.71	120.30
1	7T	97	ARG	NE-CZ-NH1	6.82	123.71	120.30
1	8g	80	TRP	CB-CG-CD1	-6.82	118.14	127.00
1	9m	77	ALA	N-CA-CB	6.82	119.65	110.10
1	9x	16	SER	N-CA-CB	6.82	120.73	110.50
1	aS	169	TYR	CB-CG-CD2	-6.82	116.91	121.00

Continued on next page...

Continued from previous page...

Mol	Chain	Res	Type	Atoms	Z	Observed(°)	Ideal(°)
1	bf	43	LEU	CB-CG-CD1	6.82	122.59	111.00
1	18	162	ARG	NE-CZ-NH2	-6.82	116.89	120.30
1	cI	82	ARG	NE-CZ-NH2	6.82	123.71	120.30
1	d4	29	GLU	CB-CA-C	-6.82	96.76	110.40
1	ee	100	ARG	NE-CZ-NH2	-6.82	116.89	120.30
1	fe	167	ARG	CD-NE-CZ	6.82	133.15	123.60
1	u	184	TRP	CB-CG-CD1	-6.82	118.14	127.00
1	z	24	VAL	CA-CB-CG1	6.82	121.13	110.90
1	z	184	TRP	CB-CG-CD1	6.82	135.86	127.00
1	ik	133	TRP	CD1-CG-CD2	-6.82	100.85	106.30
1	iF	169	TYR	CB-CG-CD1	6.82	125.09	121.00
1	jI	18	ARG	NE-CZ-NH1	6.82	123.71	120.30
1	ki	167	ARG	NE-CZ-NH2	-6.82	116.89	120.30
1	l8	35	GLU	OE1-CD-OE2	-6.82	115.12	123.30
1	le	79	GLU	OE1-CD-OE2	-6.82	115.12	123.30
1	2d	27	VAL	CA-CB-CG2	-6.82	100.68	110.90
1	3N	18	ARG	NH1-CZ-NH2	-6.82	111.90	119.40
1	4g	100	ARG	CG-CD-NE	-6.82	97.49	111.80
1	5t	80	TRP	CH2-CZ2-CE2	6.82	124.22	117.40
1	6g	82	ARG	NE-CZ-NH1	6.82	123.71	120.30
1	7y	173	ARG	NE-CZ-NH2	-6.82	116.89	120.30
1	8B	143	ARG	NE-CZ-NH2	-6.82	116.89	120.30
1	c0	169	TYR	CB-CG-CD1	6.82	125.09	121.00
1	c5	27	VAL	CA-CB-CG2	-6.82	100.68	110.90
1	c7	144	MET	CG-SD-CE	-6.82	89.30	100.20
1	cb	97	ARG	NE-CZ-NH1	6.82	123.71	120.30
1	eo	133	TRP	CB-CG-CD2	-6.82	117.74	126.60
1	er	133	TRP	CB-CG-CD1	6.82	135.86	127.00
1	49	186	THR	CA-CB-CG2	-6.81	102.86	112.40
1	7W	51	ASP	CB-CG-OD2	6.81	124.43	118.30
1	95	103	ASP	CB-CG-OD2	6.81	124.43	118.30
1	dY	173	ARG	NH1-CZ-NH2	-6.81	111.90	119.40
1	R	71	GLU	OE1-CD-OE2	-6.81	115.12	123.30
1	gc	145	TYR	CB-CG-CD2	-6.81	116.91	121.00
1	h2	162	ARG	NE-CZ-NH1	6.81	123.71	120.30
1	i0	145	TYR	CB-CG-CD2	6.81	125.09	121.00
1	iO	145	TYR	CB-CG-CD2	-6.81	116.91	121.00
1	ja	32	PHE	CB-CG-CD2	-6.81	116.03	120.80
1	jQ	77	ALA	N-CA-CB	-6.81	100.56	110.10
1	k3	143	ARG	NE-CZ-NH2	-6.81	116.89	120.30
1	kb	197	ASP	CB-CG-OD2	-6.81	112.17	118.30
1	kX	132	ARG	NE-CZ-NH1	6.81	123.71	120.30

Continued on next page...

Continued from previous page...

Mol	Chain	Res	Type	Atoms	Z	Observed(°)	Ideal(°)
1	2F	111	LEU	CB-CG-CD2	-6.81	99.42	111.00
1	4j	108	THR	CA-CB-CG2	-6.81	102.86	112.40
1	4P	154	ARG	NE-CZ-NH2	6.81	123.71	120.30
1	8l	152	ASP	CB-CG-OD1	6.81	124.43	118.30
1	8C	97	ARG	NE-CZ-NH2	-6.81	116.89	120.30
1	92	100	ARG	NE-CZ-NH2	-6.81	116.89	120.30
1	a4	28	GLU	OE1-CD-OE2	-6.81	115.12	123.30
1	aP	100	ARG	NE-CZ-NH1	6.81	123.71	120.30
1	d4	165	VAL	O-C-N	-6.81	111.80	122.70
1	dj	154	ARG	NE-CZ-NH2	6.81	123.71	120.30
1	dp	130	TYR	CB-CG-CD1	6.81	125.09	121.00
1	e9	81	ASP	CB-CG-OD1	6.81	124.43	118.30
1	fW	168	PHE	CB-CG-CD2	-6.81	116.03	120.80
1	E	173	ARG	NE-CZ-NH2	-6.81	116.89	120.30
1	T	39	MET	CG-SD-CE	-6.81	89.30	100.20
1	ia	55	MET	CG-SD-CE	-6.81	89.30	100.20
1	kr	169	TYR	CD1-CE1-CZ	6.81	125.93	119.80
1	34	173	ARG	NE-CZ-NH1	6.81	123.70	120.30
1	3q	69	LEU	CB-CG-CD1	6.81	122.58	111.00
1	7F	168	PHE	CG-CD2-CE2	6.81	128.29	120.80
1	82	18	ARG	NE-CZ-NH1	6.81	123.71	120.30
1	9m	81	ASP	O-C-N	-6.81	111.80	122.70
1	a1	139	ASN	N-CA-CB	-6.81	98.34	110.60
1	a9	184	TRP	CE2-CD2-CG	-6.81	101.85	107.30
1	bv	190	LEU	CB-CG-CD2	6.81	122.58	111.00
1	bH	133	TRP	CE3-CZ3-CH2	6.81	128.69	121.20
1	bJ	4	GLN	N-CA-CB	6.81	122.86	110.60
1	dw	145	TYR	CZ-CE2-CD2	-6.81	113.67	119.80
1	gI	23	TRP	CB-CG-CD2	6.81	135.45	126.60
1	hA	162	ARG	NE-CZ-NH2	-6.81	116.89	120.30
1	1O	180	GLU	OE1-CD-OE2	-6.81	115.13	123.30
1	kN	55	MET	CG-SD-CE	-6.81	89.30	100.20
1	kS	129	ILE	O-C-N	-6.81	111.81	122.70
1	l2	169	TYR	CB-CG-CD1	-6.81	116.92	121.00
1	lL	59	VAL	CA-CB-CG2	-6.81	100.69	110.90
1	2G	162	ARG	NE-CZ-NH1	-6.81	116.90	120.30
1	4C	64	ALA	N-CA-CB	-6.81	100.56	110.10
1	56	18	ARG	NE-CZ-NH1	6.81	123.70	120.30
1	5a	40	PHE	CB-CG-CD2	6.81	125.57	120.80
1	6L	229	ARG	NH1-CZ-NH2	-6.81	111.91	119.40
1	6Z	132	ARG	NH1-CZ-NH2	-6.81	111.91	119.40
1	8e	107	THR	CA-CB-CG2	-6.81	102.87	112.40

Continued on next page...

Continued from previous page...

Mol	Chain	Res	Type	Atoms	Z	Observed(°)	Ideal(°)
1	94	145	TYR	CB-CG-CD2	-6.81	116.92	121.00
1	b6	32	PHE	CB-CG-CD1	-6.81	116.03	120.80
1	ba	152	ASP	CB-CG-OD1	6.81	124.43	118.30
1	do	161	PHE	CB-CG-CD2	-6.81	116.03	120.80
1	ev	169	TYR	CG-CD2-CE2	-6.81	115.85	121.30
1	lz	180	GLU	OE1-CD-OE2	-6.81	115.13	123.30
1	gv	62	HIS	CA-CB-CG	-6.81	102.03	113.60
1	iv	148	THR	N-CA-CB	6.81	123.23	110.30
1	jL	154	ARG	NE-CZ-NH1	6.81	123.70	120.30
1	lY	173	ARG	NH1-CZ-NH2	-6.81	111.91	119.40
1	kY	213	GLU	OE1-CD-OE2	-6.81	115.13	123.30
1	lx	161	PHE	CB-CG-CD1	-6.81	116.03	120.80
1	lR	179	GLN	CA-CB-CG	6.81	128.37	113.40
1	51	32	PHE	CB-CG-CD1	-6.81	116.03	120.80
1	5d	35	GLU	O-C-N	-6.81	111.81	122.70
1	aL	18	ARG	NE-CZ-NH2	-6.81	116.90	120.30
1	b6	26	VAL	CA-CB-CG1	6.81	121.11	110.90
1	18	221	VAL	O-C-N	-6.81	111.63	123.20
1	cm	100	ARG	NE-CZ-NH2	-6.81	116.90	120.30
1	cN	32	PHE	CB-CG-CD2	-6.81	116.03	120.80
1	d8	40	PHE	CB-CG-CD2	6.81	125.57	120.80
1	da	99	PRO	N-CA-CB	6.81	111.47	103.30
1	q	130	TYR	CG-CD1-CE1	-6.81	115.86	121.30
1	hL	161	PHE	CB-CG-CD1	6.81	125.56	120.80
1	2u	228	ALA	CB-CA-C	6.81	120.31	110.10
1	8I	97	ARG	NE-CZ-NH1	6.81	123.70	120.30
1	bM	226	HIS	CA-CB-CG	6.81	125.17	113.60
1	dm	152	ASP	CB-CG-OD1	6.81	124.42	118.30
1	1	55	MET	CG-SD-CE	-6.81	89.31	100.20
1	h2	210	THR	CA-CB-CG2	-6.80	102.87	112.40
1	iq	23	TRP	CB-CG-CD2	6.80	135.45	126.60
1	iR	132	ARG	NE-CZ-NH2	6.80	123.70	120.30
1	ln	168	PHE	CB-CG-CD2	6.80	125.56	120.80
1	3o	40	PHE	CB-CG-CD2	-6.80	116.04	120.80
1	3w	147	PRO	N-CA-CB	-6.80	95.12	102.60
1	4R	130	TYR	CD1-CE1-CZ	6.80	125.92	119.80
1	6e	82	ARG	NE-CZ-NH1	6.80	123.70	120.30
1	6N	2	ILE	CB-CA-C	6.80	125.21	111.60
1	88	213	GLU	OE1-CD-OE2	-6.80	115.14	123.30
1	9M	10	MET	CG-SD-CE	-6.80	89.31	100.20
1	aM	133	TRP	CB-CG-CD1	6.80	135.85	127.00
1	bZ	169	TYR	CG-CD1-CE1	-6.80	115.86	121.30

Continued on next page...

Continued from previous page...

Mol	Chain	Res	Type	Atoms	Z	Observed(°)	Ideal(°)
1	cf	145	TYR	CB-CG-CD1	-6.80	116.92	121.00
1	dV	226	HIS	CA-CB-CG	6.80	125.17	113.60
1	ep	130	TYR	CB-CG-CD1	-6.80	116.92	121.00
1	fU	143	ARG	NE-CZ-NH1	6.80	123.70	120.30
1	G	23	TRP	CB-CG-CD1	-6.80	118.15	127.00
1	kl	197	ASP	CB-CG-OD1	-6.80	112.18	118.30
1	3w	169	TYR	CB-CG-CD2	6.80	125.08	121.00
1	4Y	143	ARG	NE-CZ-NH1	6.80	123.70	120.30
1	56	162	ARG	NE-CZ-NH1	-6.80	116.90	120.30
1	5s	11	VAL	CA-CB-CG2	-6.80	100.70	110.90
1	7e	184	TRP	CB-CG-CD2	-6.80	117.76	126.60
1	7C	166	ASP	N-CA-CB	-6.80	98.35	110.60
1	7R	100	ARG	NE-CZ-NH2	-6.80	116.90	120.30
1	84	81	ASP	CB-CG-OD1	6.80	124.42	118.30
1	ev	229	ARG	CG-CD-NE	-6.80	97.51	111.80
1	w	197	ASP	CB-CG-OD2	-6.80	112.18	118.30
1	gV	200	THR	N-CA-CB	6.80	123.22	110.30
1	h9	143	ARG	NH1-CZ-NH2	-6.80	111.92	119.40
1	i7	81	ASP	CB-CG-OD1	6.80	124.42	118.30
1	ir	55	MET	CG-SD-CE	-6.80	89.32	100.20
1	kd	162	ARG	NE-CZ-NH2	-6.80	116.90	120.30
1	kr	18	ARG	NE-CZ-NH2	6.80	123.70	120.30
1	3w	80	TRP	CE3-CZ3-CH2	-6.80	113.72	121.20
1	3J	65	ALA	CB-CA-C	6.80	120.30	110.10
1	6J	129	ILE	O-C-N	-6.80	111.82	122.70
1	9W	209	ALA	N-CA-CB	-6.80	100.58	110.10
1	9X	164	TYR	CG-CD1-CE1	-6.80	115.86	121.30
1	16	173	ARG	NE-CZ-NH1	-6.80	116.90	120.30
1	cf	145	TYR	CZ-CE2-CD2	6.80	125.92	119.80
1	dw	228	ALA	N-CA-CB	-6.80	100.58	110.10
1	fv	82	ARG	NE-CZ-NH2	-6.80	116.90	120.30
1	D	81	ASP	CB-CG-OD2	-6.80	112.18	118.30
1	1G	168	PHE	CB-CG-CD2	-6.80	116.04	120.80
1	1H	82	ARG	NH1-CZ-NH2	-6.80	111.92	119.40
1	iX	130	TYR	CB-CG-CD1	6.80	125.08	121.00
1	ja	211	LEU	CB-CG-CD2	-6.80	99.44	111.00
1	lh	143	ARG	CD-NE-CZ	6.80	133.12	123.60
1	3V	228	ALA	CB-CA-C	6.80	120.30	110.10
1	6n	100	ARG	CD-NE-CZ	6.80	133.12	123.60
1	7V	79	GLU	OE1-CD-OE2	-6.80	115.14	123.30
1	8i	143	ARG	NE-CZ-NH1	6.80	123.70	120.30
1	8o	229	ARG	NE-CZ-NH2	-6.80	116.90	120.30

Continued on next page...

Continued from previous page...

Mol	Chain	Res	Type	Atoms	Z	Observed(°)	Ideal(°)
1	9b	108	THR	CA-CB-CG2	-6.80	102.88	112.40
1	9X	96	MET	CG-SD-CE	-6.80	89.32	100.20
1	ee	82	ARG	CD-NE-CZ	6.80	133.12	123.60
1	f9	135	ILE	CB-CA-C	6.80	125.20	111.60
1	fo	169	TYR	CB-CG-CD2	6.80	125.08	121.00
1	d	9	GLN	CA-CB-CG	6.80	128.36	113.40
1	y	163	ASP	CB-CG-OD2	6.80	124.42	118.30
1	h2	7	GLN	N-CA-CB	6.80	122.84	110.60
1	4K	28	GLU	OE1-CD-OE2	-6.80	115.14	123.30
1	6D	169	TYR	CB-CG-CD2	-6.80	116.92	121.00
1	bg	187	GLU	OE1-CD-OE2	-6.80	115.14	123.30
1	cX	169	TYR	CB-CG-CD2	-6.80	116.92	121.00
1	dJ	109	SER	N-CA-CB	6.80	120.70	110.50
1	i0	39	MET	CG-SD-CE	-6.80	89.33	100.20
1	jP	100	ARG	NE-CZ-NH1	6.80	123.70	120.30
1	ki	169	TYR	CB-CG-CD2	6.80	125.08	121.00
1	la	144	MET	CG-SD-CE	-6.80	89.33	100.20
1	4F	26	VAL	CA-CB-CG1	6.80	121.09	110.90
1	4R	154	ARG	NE-CZ-NH1	6.80	123.70	120.30
1	5y	97	ARG	NH1-CZ-NH2	-6.80	111.92	119.40
1	63	81	ASP	CB-CG-OD1	6.80	124.42	118.30
1	6d	81	ASP	CB-CG-OD1	6.80	124.42	118.30
1	7A	169	TYR	CG-CD1-CE1	-6.80	115.86	121.30
1	7H	43	LEU	O-C-N	-6.80	111.83	122.70
1	7W	80	TRP	CE2-CD2-CG	6.80	112.74	107.30
1	17	145	TYR	CB-CG-CD2	6.80	125.08	121.00
1	bQ	169	TYR	CB-CG-CD1	6.80	125.08	121.00
1	1d	130	TYR	CG-CD1-CE1	-6.80	115.86	121.30
1	e3	185	MET	CG-SD-CE	-6.80	89.33	100.20
1	ew	109	SER	N-CA-CB	6.80	120.69	110.50
1	eD	169	TYR	CG-CD1-CE1	6.80	126.74	121.30
1	eI	82	ARG	NE-CZ-NH1	6.80	123.70	120.30
1	1u	143	ARG	NE-CZ-NH1	6.80	123.70	120.30
1	fW	149	SER	N-CA-CB	6.80	120.69	110.50
1	O	23	TRP	CD1-NE1-CE2	6.80	115.12	109.00
1	i5	143	ARG	NH1-CZ-NH2	-6.79	111.93	119.40
1	im	81	ASP	CB-CG-OD1	-6.79	112.19	118.30
1	ja	130	TYR	CB-CG-CD2	-6.79	116.92	121.00
1	lA	117	TRP	NE1-CE2-CZ2	-6.79	122.93	130.40
1	2l	118	MET	CG-SD-CE	6.79	111.07	100.20
1	2o	82	ARG	NH1-CZ-NH2	-6.79	111.92	119.40
1	3X	162	ARG	NE-CZ-NH2	-6.79	116.90	120.30

Continued on next page...

Continued from previous page...

Mol	Chain	Res	Type	Atoms	Z	Observed(°)	Ideal(°)
1	8t	130	TYR	CB-CG-CD1	6.79	125.08	121.00
1	9d	144	MET	CG-SD-CE	-6.79	89.33	100.20
1	d1	143	ARG	NH1-CZ-NH2	-6.79	111.92	119.40
1	dz	10	MET	CG-SD-CE	-6.79	89.33	100.20
1	jl	154	ARG	NE-CZ-NH1	6.79	123.70	120.30
1	lZ	145	TYR	CG-CD2-CE2	-6.79	115.87	121.30
1	3P	81	ASP	CB-CG-OD1	-6.79	112.19	118.30
1	8V	169	TYR	CG-CD2-CE2	-6.79	115.86	121.30
1	9a	168	PHE	CB-CG-CD1	6.79	125.56	120.80
1	9x	97	ARG	NE-CZ-NH2	6.79	123.70	120.30
1	9D	200	THR	CA-CB-CG2	-6.79	102.89	112.40
1	aZ	169	TYR	CB-CG-CD1	-6.79	116.92	121.00
1	cJ	145	TYR	CG-CD2-CE2	-6.79	115.87	121.30
1	dg	81	ASP	CB-CG-OD1	6.79	124.41	118.30
1	ek	169	TYR	CB-CG-CD2	-6.79	116.92	121.00
1	er	164	TYR	CB-CG-CD2	-6.79	116.92	121.00
1	eE	82	ARG	NE-CZ-NH2	-6.79	116.90	120.30
1	h4	186	THR	CA-CB-OG1	6.79	123.26	109.00
1	h9	167	ARG	NE-CZ-NH2	-6.79	116.90	120.30
1	hc	162	ARG	NE-CZ-NH2	6.79	123.70	120.30
1	hV	130	TYR	CB-CG-CD2	-6.79	116.92	121.00
1	iS	92	GLU	OE1-CD-OE2	-6.79	115.15	123.30
1	jf	62	HIS	CA-CB-CG	-6.79	102.06	113.60
1	lp	68	MET	CG-SD-CE	6.79	111.07	100.20
1	lI	166	ASP	CB-CG-OD1	6.79	124.41	118.30
1	2b	97	ARG	NE-CZ-NH1	6.79	123.70	120.30
1	3p	130	TYR	CD1-CG-CD2	-6.79	110.43	117.90
1	3x	26	VAL	CA-CB-CG1	6.79	121.09	110.90
1	3Y	65	ALA	O-C-N	-6.79	111.83	122.70
1	4J	163	ASP	CB-CG-OD2	-6.79	112.19	118.30
1	8R	145	TYR	CG-CD2-CE2	-6.79	115.87	121.30
1	9e	167	ARG	NE-CZ-NH2	-6.79	116.90	120.30
1	ac	230	VAL	CA-CB-CG2	6.79	121.09	110.90
1	bb	29	GLU	O-C-N	-6.79	111.83	122.70
1	bP	168	PHE	CB-CG-CD2	6.79	125.55	120.80
1	cN	184	TRP	CB-CG-CD1	-6.79	118.17	127.00
1	fO	58	THR	CA-CB-CG2	-6.79	102.89	112.40
1	lA	34	PRO	O-C-N	-6.79	111.83	122.70
1	hS	154	ARG	NE-CZ-NH1	-6.79	116.91	120.30
1	l0	81	ASP	CB-CG-OD2	6.79	124.41	118.30
1	3F	18	ARG	NE-CZ-NH1	-6.79	116.91	120.30
1	lu	23	TRP	CA-CB-CG	6.79	126.60	113.70

Continued on next page...

Continued from previous page...

Mol	Chain	Res	Type	Atoms	Z	Observed(°)	Ideal(°)
1	fK	23	TRP	CB-CG-CD2	6.79	135.43	126.60
1	1H	133	TRP	CB-CG-CD1	6.79	135.82	127.00
1	ho	162	ARG	NE-CZ-NH2	-6.79	116.91	120.30
1	ib	164	TYR	CB-CG-CD1	-6.79	116.93	121.00
1	k1	32	PHE	CB-CG-CD2	6.79	125.55	120.80
1	kl	130	TYR	CB-CG-CD2	6.79	125.07	121.00
1	kl	166	ASP	N-CA-CB	-6.79	98.38	110.60
1	kT	218	CYS	N-CA-CB	6.79	122.82	110.60
1	2F	169	TYR	CB-CG-CD2	-6.79	116.93	121.00
1	2N	184	TRP	CD1-CG-CD2	-6.79	100.87	106.30
1	39	32	PHE	CG-CD2-CE2	6.79	128.27	120.80
1	3e	143	ARG	NE-CZ-NH2	-6.79	116.91	120.30
1	4v	221	VAL	CA-CB-CG1	-6.79	100.72	110.90
1	7F	213	GLU	OE1-CD-OE2	-6.79	115.15	123.30
1	8n	144	MET	CG-SD-CE	-6.79	89.34	100.20
1	96	168	PHE	CB-CG-CD1	-6.79	116.05	120.80
1	9o	167	ARG	NH1-CZ-NH2	-6.79	111.93	119.40
1	9X	152	ASP	CB-CG-OD2	-6.79	112.19	118.30
1	aC	219	GLN	N-CA-CB	-6.79	98.38	110.60
1	dd	197	ASP	CB-CG-OD1	-6.79	112.19	118.30
1	dw	154	ARG	NH1-CZ-NH2	-6.79	111.93	119.40
1	ed	185	MET	CG-SD-CE	-6.79	89.34	100.20
1	1u	168	PHE	CB-CG-CD2	-6.79	116.05	120.80
1	jX	76	GLU	OE1-CD-OE2	-6.79	115.16	123.30
1	kl	97	ARG	NE-CZ-NH1	6.79	123.69	120.30
1	2Q	229	ARG	NH1-CZ-NH2	-6.79	111.93	119.40
1	5N	152	ASP	CB-CG-OD1	6.79	124.41	118.30
1	8m	169	TYR	CG-CD1-CE1	6.79	126.73	121.30
1	9e	130	TYR	CB-CG-CD1	-6.79	116.93	121.00
1	9E	210	THR	O-C-N	-6.79	111.84	122.70
1	t	164	TYR	CB-CG-CD2	-6.79	116.93	121.00
1	gG	100	ARG	NE-CZ-NH1	6.79	123.69	120.30
1	gY	81	ASP	CB-CG-OD1	6.79	124.41	118.30
1	hz	22	ALA	N-CA-CB	6.79	119.60	110.10
1	jt	132	ARG	NE-CZ-NH2	-6.79	116.91	120.30
1	2y	163	ASP	CB-CG-OD1	6.79	124.41	118.30
1	2S	229	ARG	NE-CZ-NH1	6.79	123.69	120.30
1	3Y	168	PHE	CB-CG-CD2	6.79	125.55	120.80
1	4A	197	ASP	CB-CG-OD2	-6.79	112.19	118.30
1	4D	85	PRO	N-CD-CG	6.79	113.38	103.20
1	4G	186	THR	CA-CB-CG2	6.79	121.90	112.40
1	7x	100	ARG	NE-CZ-NH1	6.79	123.69	120.30

Continued on next page...

Continued from previous page...

Mol	Chain	Res	Type	Atoms	Z	Observed(°)	Ideal(°)
1	7P	88	ALA	CB-CA-C	-6.79	99.92	110.10
1	8m	30	LYS	CB-CA-C	-6.79	96.83	110.40
1	8F	166	ASP	CB-CG-OD2	6.79	124.41	118.30
1	aO	199	LYS	N-CA-CB	6.79	122.81	110.60
1	b3	197	ASP	O-C-N	-6.79	111.84	122.70
1	cP	18	ARG	NE-CZ-NH1	6.79	123.69	120.30
1	d8	100	ARG	NE-CZ-NH1	6.79	123.69	120.30
1	e3	162	ARG	NE-CZ-NH2	-6.79	116.91	120.30
1	fz	103	ASP	CB-CG-OD1	6.79	124.41	118.30
1	fl	186	THR	CA-CB-CG2	-6.79	102.90	112.40
1	fM	166	ASP	CB-CG-OD1	6.79	124.41	118.30
1	gc	80	TRP	CD1-NE1-CE2	6.78	115.11	109.00
1	gj	130	TYR	CB-CG-CD1	6.78	125.07	121.00
1	gj	133	TRP	CB-CG-CD1	6.78	135.82	127.00
1	ky	197	ASP	CB-CG-OD2	6.78	124.41	118.30
1	kz	1	PRO	N-CA-CB	-6.78	95.14	102.60
1	lk	143	ARG	NE-CZ-NH1	6.78	123.69	120.30
1	lD	145	TYR	CB-CG-CD1	-6.78	116.93	121.00
1	2H	66	MET	O-C-N	-6.78	111.84	122.70
1	31	40	PHE	CB-CG-CD2	-6.78	116.05	120.80
1	4y	68	MET	CG-SD-CE	-6.78	89.35	100.20
1	4O	161	PHE	CB-CG-CD2	-6.78	116.05	120.80
1	80	87	HIS	CA-CB-CG	-6.78	102.07	113.60
1	9D	97	ARG	NE-CZ-NH1	6.78	123.69	120.30
1	aZ	117	TRP	CH2-CZ2-CE2	-6.78	110.62	117.40
1	ec	129	ILE	CA-CB-CG1	6.78	123.89	111.00
1	eA	168	PHE	CB-CG-CD2	6.78	125.55	120.80
1	f0	110	THR	CA-CB-CG2	-6.78	102.90	112.40
1	iK	117	TRP	CD1-NE1-CE2	6.78	115.10	109.00
1	jY	117	TRP	CD1-NE1-CE2	6.78	115.10	109.00
1	2w	193	ASN	O-C-N	-6.78	111.85	122.70
1	2E	229	ARG	NH1-CZ-NH2	-6.78	111.94	119.40
1	4u	177	ALA	CB-CA-C	-6.78	99.93	110.10
1	6l	142	VAL	CA-CB-CG2	-6.78	100.73	110.90
1	6t	143	ARG	NE-CZ-NH1	6.78	123.69	120.30
1	73	100	ARG	CG-CD-NE	-6.78	97.56	111.80
1	8p	162	ARG	NH1-CZ-NH2	-6.78	111.94	119.40
1	b6	18	ARG	NE-CZ-NH1	6.78	123.69	120.30
1	bX	162	ARG	NE-CZ-NH1	6.78	123.69	120.30
1	eN	185	MET	CG-SD-CE	-6.78	89.35	100.20
1	fU	130	TYR	CB-CG-CD2	-6.78	116.93	121.00
1	7	175	GLU	OE1-CD-OE2	-6.78	115.16	123.30

Continued on next page...

Continued from previous page...

Mol	Chain	Res	Type	Atoms	Z	Observed(°)	Ideal(°)
1	gV	133	TRP	CE2-CD2-CG	-6.78	101.88	107.30
1	hG	51	ASP	CB-CG-OD2	-6.78	112.20	118.30
1	io	23	TRP	CH2-CZ2-CE2	6.78	124.18	117.40
1	3V	161	PHE	CB-CG-CD1	-6.78	116.05	120.80
1	5I	40	PHE	CB-CG-CD2	-6.78	116.05	120.80
1	5D	96	MET	O-C-N	-6.78	111.85	122.70
1	5X	195	ASN	CB-CA-C	6.78	123.96	110.40
1	6W	36	VAL	O-C-N	-6.78	111.85	122.70
1	7a	145	TYR	CB-CG-CD2	-6.78	116.93	121.00
1	8s	162	ARG	CG-CD-NE	-6.78	97.56	111.80
1	aN	51	ASP	CB-CG-OD2	6.78	124.40	118.30
1	b1	229	ARG	NE-CZ-NH2	-6.78	116.91	120.30
1	cK	166	ASP	CB-CG-OD1	6.78	124.40	118.30
1	w	145	TYR	CG-CD2-CE2	6.78	126.72	121.30
1	h3	133	TRP	CB-CG-CD2	-6.78	117.79	126.60
1	kq	169	TYR	CB-CG-CD1	6.78	125.07	121.00
1	3B	18	ARG	NE-CZ-NH1	6.78	123.69	120.30
1	5I	119	THR	CA-CB-CG2	-6.78	102.91	112.40
1	8j	160	PRO	N-CD-CG	6.78	113.37	103.20
1	9k	39	MET	CG-SD-CE	-6.78	89.35	100.20
1	ah	82	ARG	NE-CZ-NH1	6.78	123.69	120.30
1	cS	143	ARG	NH1-CZ-NH2	-6.78	111.94	119.40
1	1C	82	ARG	NE-CZ-NH2	-6.78	116.91	120.30
1	gP	51	ASP	CB-CG-OD1	6.78	124.40	118.30
1	hc	148	THR	CA-CB-CG2	-6.78	102.91	112.40
1	1M	204	ALA	CB-CA-C	-6.78	99.93	110.10
1	4d	154	ARG	NH1-CZ-NH2	-6.78	111.94	119.40
1	56	100	ARG	NE-CZ-NH1	6.78	123.69	120.30
1	5Z	145	TYR	CB-CG-CD1	-6.78	116.93	121.00
1	cD	185	MET	CG-SD-CE	-6.78	89.36	100.20
1	cG	132	ARG	NE-CZ-NH2	-6.78	116.91	120.30
1	cI	82	ARG	NE-CZ-NH1	6.78	123.69	120.30
1	dZ	107	THR	CA-CB-CG2	-6.78	102.91	112.40
1	f3	164	TYR	CZ-CE2-CD2	6.78	125.90	119.80
1	g0	229	ARG	NE-CZ-NH2	6.78	123.69	120.30
1	I	132	ARG	NE-CZ-NH1	6.78	123.69	120.30
1	4	168	PHE	CD1-CE1-CZ	-6.78	111.97	120.10
1	1G	167	ARG	NE-CZ-NH1	6.78	123.69	120.30
1	gY	82	ARG	NE-CZ-NH2	-6.78	116.91	120.30
1	iF	167	ARG	NH1-CZ-NH2	-6.78	111.95	119.40
1	lk	145	TYR	CB-CG-CD1	-6.78	116.94	121.00
1	2o	117	TRP	CE2-CD2-CG	-6.78	101.88	107.30

Continued on next page...

Continued from previous page...

Mol	Chain	Res	Type	Atoms	Z	Observed(°)	Ideal(°)
1	4K	132	ARG	NH1-CZ-NH2	-6.78	111.95	119.40
1	4T	200	THR	CA-CB-CG2	-6.78	102.91	112.40
1	5C	145	TYR	CB-CG-CD2	-6.78	116.93	121.00
1	6i	145	TYR	CB-CG-CD2	-6.78	116.94	121.00
1	8B	161	PHE	CB-CG-CD1	-6.78	116.06	120.80
1	9u	82	ARG	NE-CZ-NH2	-6.78	116.91	120.30
1	aO	229	ARG	NE-CZ-NH2	-6.78	116.91	120.30
1	cj	32	PHE	CB-CG-CD2	-6.78	116.06	120.80
1	f5	130	TYR	CB-CG-CD2	-6.78	116.93	121.00
1	fr	18	ARG	NE-CZ-NH1	6.78	123.69	120.30
1	fF	79	GLU	OE1-CD-OE2	-6.78	115.17	123.30
1	i1	187	GLU	OE1-CD-OE2	-6.77	115.17	123.30
1	kI	23	TRP	CB-CG-CD1	-6.77	118.19	127.00
1	lw	167	ARG	NE-CZ-NH1	6.77	123.69	120.30
1	3a	51	ASP	CB-CG-OD1	6.77	124.40	118.30
1	5B	132	ARG	NE-CZ-NH2	-6.77	116.91	120.30
1	7J	188	THR	CA-CB-CG2	6.77	121.88	112.40
1	89	143	ARG	NH1-CZ-NH2	-6.77	111.95	119.40
1	8n	130	TYR	CZ-CE2-CD2	-6.77	113.70	119.80
1	fD	145	TYR	CG-CD1-CE1	6.77	126.72	121.30
1	iq	16	SER	N-CA-CB	6.77	120.66	110.50
1	k5	82	ARG	NH1-CZ-NH2	-6.77	111.95	119.40
1	lp	169	TYR	CG-CD1-CE1	-6.77	115.88	121.30
1	lK	164	TYR	CB-CG-CD2	6.77	125.06	121.00
1	3L	23	TRP	CE2-CD2-CG	6.77	112.72	107.30
1	45	81	ASP	CB-CG-OD1	-6.77	112.20	118.30
1	4w	167	ARG	NH1-CZ-NH2	-6.77	111.95	119.40
1	4V	173	ARG	NE-CZ-NH2	6.77	123.69	120.30
1	63	107	THR	CA-CB-CG2	-6.77	102.92	112.40
1	aq	80	TRP	CB-CG-CD2	6.77	135.41	126.60
1	bm	130	TYR	CB-CG-CD1	6.77	125.06	121.00
1	1q	149	SER	N-CA-CB	6.77	120.66	110.50
1	H	42	ALA	N-CA-CB	-6.77	100.62	110.10
1	H	100	ARG	NE-CZ-NH1	6.77	123.69	120.30
1	M	166	ASP	CB-CG-OD2	-6.77	112.20	118.30
1	7M	82	ARG	NE-CZ-NH1	6.77	123.69	120.30
1	9c	100	ARG	NE-CZ-NH1	6.77	123.69	120.30
1	cx	97	ARG	NE-CZ-NH1	6.77	123.69	120.30
1	dl	36	VAL	CA-CB-CG1	6.77	121.06	110.90
1	1p	18	ARG	NE-CZ-NH1	-6.77	116.92	120.30
1	fH	163	ASP	N-CA-CB	-6.77	98.41	110.60
1	gw	180	GLU	N-CA-CB	-6.77	98.41	110.60

Continued on next page...

Continued from previous page...

Mol	Chain	Res	Type	Atoms	Z	Observed(°)	Ideal(°)
1	he	169	TYR	CD1-CE1-CZ	-6.77	113.71	119.80
1	hp	143	ARG	NE-CZ-NH1	6.77	123.69	120.30
1	in	145	TYR	CB-CG-CD2	-6.77	116.94	121.00
1	jE	215	MET	CG-SD-CE	-6.77	89.37	100.20
1	2c	130	TYR	CB-CG-CD2	6.77	125.06	121.00
1	36	227	LYS	O-C-N	-6.77	111.87	122.70
1	4P	154	ARG	NH1-CZ-NH2	-6.77	111.95	119.40
1	6j	69	LEU	CB-CG-CD1	-6.77	99.49	111.00
1	8I	80	TRP	CB-CG-CD1	6.77	135.80	127.00
1	aM	169	TYR	CB-CG-CD2	6.77	125.06	121.00
1	b3	162	ARG	NE-CZ-NH2	-6.77	116.92	120.30
1	bf	188	THR	O-C-N	-6.77	111.87	122.70
1	bq	229	ARG	NE-CZ-NH1	6.77	123.69	120.30
1	cG	145	TYR	CB-CG-CD2	6.77	125.06	121.00
1	cX	76	GLU	OE1-CD-OE2	-6.77	115.18	123.30
1	dQ	130	TYR	CB-CG-CD1	6.77	125.06	121.00
1	e9	173	ARG	NE-CZ-NH1	-6.77	116.92	120.30
1	eU	40	PHE	CB-CG-CD1	6.77	125.54	120.80
1	fO	100	ARG	NE-CZ-NH2	-6.77	116.92	120.30
1	gm	169	TYR	CB-CG-CD2	6.77	125.06	121.00
1	hW	162	ARG	NE-CZ-NH1	-6.77	116.92	120.30
1	ir	173	ARG	NE-CZ-NH1	6.77	123.68	120.30
1	iF	125	PRO	N-CA-CB	-6.77	95.16	102.60
1	jz	130	TYR	CB-CG-CD1	6.77	125.06	121.00
1	kZ	119	THR	O-C-N	-6.77	111.87	122.70
1	lb	100	ARG	NE-CZ-NH1	6.77	123.68	120.30
1	lH	154	ARG	NE-CZ-NH2	6.77	123.68	120.30
1	4S	200	THR	CA-CB-CG2	-6.77	102.92	112.40
1	5N	76	GLU	OE1-CD-OE2	-6.77	115.18	123.30
1	66	117	TRP	CB-CG-CD1	6.77	135.80	127.00
1	8E	137	GLY	O-C-N	-6.77	111.87	122.70
1	9C	108	THR	CA-CB-CG2	-6.77	102.92	112.40
1	at	130	TYR	CB-CG-CD1	-6.77	116.94	121.00
1	aS	100	ARG	NE-CZ-NH2	6.77	123.68	120.30
1	ce	103	ASP	CB-CG-OD1	6.77	124.39	118.30
1	49	48	THR	CA-CB-CG2	6.77	121.87	112.40
1	5p	164	TYR	CB-CG-CD2	-6.77	116.94	121.00
1	5S	171	THR	CA-CB-CG2	-6.77	102.93	112.40
1	60	133	TRP	CD1-CG-CD2	-6.77	100.89	106.30
1	6k	93	PRO	C-N-CA	6.77	136.51	122.30
1	7J	26	VAL	CG1-CB-CG2	-6.77	100.07	110.90
1	8L	164	TYR	CD1-CG-CD2	-6.77	110.46	117.90

Continued on next page...

Continued from previous page...

Mol	Chain	Res	Type	Atoms	Z	Observed(°)	Ideal(°)
1	fF	154	ARG	NE-CZ-NH1	6.77	123.68	120.30
1	c	162	ARG	NE-CZ-NH2	-6.77	116.92	120.30
1	hE	143	ARG	NH1-CZ-NH2	-6.76	111.96	119.40
1	jI	133	TRP	CA-CB-CG	6.76	126.55	113.70
1	l7	24	VAL	CG1-CB-CG2	-6.76	100.08	110.90
1	ly	132	ARG	NE-CZ-NH1	6.76	123.68	120.30
1	3T	173	ARG	NE-CZ-NH2	-6.76	116.92	120.30
1	67	133	TRP	CB-CG-CD2	-6.76	117.81	126.60
1	7V	100	ARG	NE-CZ-NH2	-6.76	116.92	120.30
1	8e	130	TYR	CZ-CE2-CD2	-6.76	113.71	119.80
1	b9	161	PHE	CB-CG-CD2	6.76	125.53	120.80
1	bp	130	TYR	CD1-CG-CD2	6.76	125.34	117.90
1	bs	229	ARG	NE-CZ-NH1	6.76	123.68	120.30
1	ec	164	TYR	CG-CD2-CE2	6.76	126.71	121.30
1	lz	164	TYR	CB-CG-CD1	-6.76	116.94	121.00
1	p	143	ARG	NE-CZ-NH2	-6.76	116.92	120.30
1	P	154	ARG	NE-CZ-NH2	-6.76	116.92	120.30
1	iL	103	ASP	CB-CG-OD2	-6.76	112.21	118.30
1	1V	229	ARG	NH1-CZ-NH2	-6.76	111.96	119.40
1	kx	18	ARG	NE-CZ-NH2	-6.76	116.92	120.30
1	7R	154	ARG	NH1-CZ-NH2	-6.76	111.96	119.40
1	8G	167	ARG	NE-CZ-NH2	-6.76	116.92	120.30
1	dO	71	GLU	OE1-CD-OE2	-6.76	115.19	123.30
1	e9	55	MET	O-C-N	-6.76	111.88	122.70
1	1x	205	LEU	CB-CG-CD1	6.76	122.50	111.00
1	b	229	ARG	NH1-CZ-NH2	-6.76	111.96	119.40
1	jp	167	ARG	NE-CZ-NH1	-6.76	116.92	120.30
1	1X	40	PHE	CB-CG-CD2	-6.76	116.07	120.80
1	lH	133	TRP	CE3-CZ3-CH2	-6.76	113.76	121.20
1	2W	56	LEU	CB-CG-CD1	6.76	122.50	111.00
1	4h	23	TRP	CB-CG-CD1	-6.76	118.21	127.00
1	5A	161	PHE	CB-CG-CD1	6.76	125.53	120.80
1	7j	159	GLU	OE1-CD-OE2	-6.76	115.19	123.30
1	8w	208	ALA	N-CA-CB	6.76	119.57	110.10
1	8O	62	HIS	CA-CB-CG	-6.76	102.11	113.60
1	a0	100	ARG	NE-CZ-NH2	-6.76	116.92	120.30
1	aI	145	TYR	CG-CD1-CE1	6.76	126.71	121.30
1	b1	229	ARG	NE-CZ-NH1	6.76	123.68	120.30
1	bw	140	LYS	O-C-N	-6.76	111.88	122.70
1	ck	51	ASP	CB-CG-OD1	6.76	124.39	118.30
1	cB	168	PHE	CB-CG-CD2	6.76	125.53	120.80
1	cP	154	ARG	NE-CZ-NH1	6.76	123.68	120.30

Continued on next page...

Continued from previous page...

Mol	Chain	Res	Type	Atoms	Z	Observed(°)	Ideal(°)
1	df	144	MET	O-C-N	-6.76	111.88	122.70
1	ea	197	ASP	CB-CG-OD2	6.76	124.39	118.30
1	eD	132	ARG	NE-CZ-NH2	-6.76	116.92	120.30
1	f3	229	ARG	NH1-CZ-NH2	-6.76	111.96	119.40
1	r	163	ASP	CB-CG-OD1	6.76	124.39	118.30
1	9	167	ARG	CD-NE-CZ	6.76	133.06	123.60
1	g8	229	ARG	NE-CZ-NH2	6.76	123.68	120.30
1	gP	23	TRP	CD1-CG-CD2	6.76	111.71	106.30
1	ij	176	GLN	CA-C-O	6.76	134.30	120.10
1	jJ	100	ARG	NE-CZ-NH1	6.76	123.68	120.30
1	kg	97	ARG	NH1-CZ-NH2	-6.76	111.97	119.40
1	lk	144	MET	CG-SD-CE	6.76	111.02	100.20
1	5t	23	TRP	CB-CG-CD2	6.76	135.39	126.60
1	5w	81	ASP	CB-CG-OD1	6.76	124.38	118.30
1	8L	132	ARG	CD-NE-CZ	6.76	133.06	123.60
1	8W	2	ILE	CA-CB-CG1	6.76	123.84	111.00
1	bJ	169	TYR	CD1-CE1-CZ	-6.76	113.72	119.80
1	d4	166	ASP	CB-CG-OD2	6.76	124.38	118.30
1	dy	82	ARG	NE-CZ-NH1	6.76	123.68	120.30
1	lm	159	GLU	OE1-CD-OE2	-6.76	115.19	123.30
1	dM	80	TRP	CH2-CZ2-CE2	6.76	124.16	117.40
1	ew	145	TYR	CB-CG-CD2	-6.76	116.94	121.00
1	fu	82	ARG	NE-CZ-NH2	-6.76	116.92	120.30
1	hZ	80	TRP	CD1-CG-CD2	-6.76	100.89	106.30
1	iL	82	ARG	NH1-CZ-NH2	-6.76	111.97	119.40
1	3p	162	ARG	NE-CZ-NH1	6.76	123.68	120.30
1	65	115	ILE	O-C-N	-6.76	111.71	123.20
1	bf	132	ARG	NE-CZ-NH1	6.76	123.68	120.30
1	ds	130	TYR	CB-CG-CD2	-6.76	116.94	121.00
1	dy	164	TYR	CB-CG-CD2	-6.76	116.94	121.00
1	e3	168	PHE	CB-CG-CD1	6.76	125.53	120.80
1	en	143	ARG	NE-CZ-NH2	-6.76	116.92	120.30
1	lL	159	GLU	OE1-CD-OE2	-6.76	115.19	123.30
1	iz	14	ALA	N-CA-CB	-6.76	100.64	110.10
1	2b	229	ARG	NH1-CZ-NH2	-6.76	111.97	119.40
1	3B	68	MET	CG-SD-CE	-6.76	89.39	100.20
1	3Z	184	TRP	CB-CG-CD1	-6.76	118.22	127.00
1	4e	133	TRP	CB-CG-CD1	6.76	135.78	127.00
1	4K	31	ALA	N-CA-CB	6.76	119.56	110.10
1	55	168	PHE	CB-CG-CD2	6.76	125.53	120.80
1	5L	145	TYR	CB-CG-CD1	6.76	125.05	121.00
1	8T	97	ARG	NE-CZ-NH1	6.76	123.68	120.30

Continued on next page...

Continued from previous page...

Mol	Chain	Res	Type	Atoms	Z	Observed(°)	Ideal(°)
1	93	97	ARG	NE-CZ-NH2	-6.76	116.92	120.30
1	aq	184	TRP	CE2-CD2-CG	-6.76	101.90	107.30
1	bo	143	ARG	NE-CZ-NH1	6.76	123.68	120.30
1	cE	31	ALA	CB-CA-C	6.76	120.23	110.10
1	dp	166	ASP	CB-CG-OD1	6.76	124.38	118.30
1	e5	142	VAL	CG1-CB-CG2	-6.76	100.09	110.90
1	eO	18	ARG	NE-CZ-NH1	6.76	123.68	120.30
1	jf	173	ARG	NE-CZ-NH2	6.75	123.68	120.30
1	jL	185	MET	O-C-N	-6.75	111.89	122.70
1	39	130	TYR	CB-CG-CD2	-6.75	116.95	121.00
1	4b	169	TYR	CG-CD1-CE1	-6.75	115.90	121.30
1	9D	130	TYR	CG-CD1-CE1	-6.75	115.90	121.30
1	9H	143	ARG	NH1-CZ-NH2	-6.75	111.97	119.40
1	a6	80	TRP	CG-CD2-CE3	6.75	139.98	133.90
1	a8	169	TYR	CB-CG-CD1	-6.75	116.95	121.00
1	1b	162	ARG	NH1-CZ-NH2	-6.75	111.97	119.40
1	cL	40	PHE	CB-CG-CD2	6.75	125.53	120.80
1	eZ	119	THR	N-CA-CB	6.75	123.13	110.30
1	iY	5	ASN	N-CA-CB	-6.75	98.44	110.60
1	jQ	144	MET	CG-SD-CE	-6.75	89.39	100.20
1	km	168	PHE	CB-CG-CD2	6.75	125.53	120.80
1	2J	108	THR	CA-CB-CG2	-6.75	102.94	112.40
1	6e	164	TYR	CB-CG-CD1	6.75	125.05	121.00
1	7o	162	ARG	NH1-CZ-NH2	-6.75	111.97	119.40
1	8I	197	ASP	CB-CG-OD1	6.75	124.38	118.30
1	8Z	81	ASP	CB-CG-OD2	-6.75	112.22	118.30
1	ad	161	PHE	CB-CG-CD1	-6.75	116.07	120.80
1	bs	48	THR	CA-CB-CG2	-6.75	102.94	112.40
1	bI	154	ARG	NH1-CZ-NH2	-6.75	111.97	119.40
1	c4	51	ASP	CB-CG-OD2	6.75	124.38	118.30
1	dG	11	VAL	CG1-CB-CG2	-6.75	100.10	110.90
1	dL	154	ARG	NE-CZ-NH2	-6.75	116.92	120.30
1	dX	163	ASP	CB-CG-OD2	6.75	124.38	118.30
1	fI	143	ARG	NE-CZ-NH2	-6.75	116.92	120.30
1	fI	82	ARG	NE-CZ-NH2	-6.75	116.92	120.30
1	m	132	ARG	NE-CZ-NH1	6.75	123.68	120.30
1	g9	55	MET	CG-SD-CE	-6.75	89.40	100.20
1	jk	100	ARG	NE-CZ-NH1	6.75	123.68	120.30
1	1V	22	ALA	N-CA-CB	6.75	119.55	110.10
1	ku	103	ASP	CB-CA-C	-6.75	96.90	110.40
1	kD	165	VAL	CG1-CB-CG2	6.75	121.70	110.90
1	lL	117	TRP	CG-CD2-CE3	-6.75	127.82	133.90

Continued on next page...

Continued from previous page...

Mol	Chain	Res	Type	Atoms	Z	Observed(°)	Ideal(°)
1	55	105	ALA	N-CA-CB	-6.75	100.65	110.10
1	5m	87	HIS	CA-CB-CG	6.75	125.08	113.60
1	6m	142	VAL	CA-CB-CG1	6.75	121.03	110.90
1	7B	108	THR	CA-CB-CG2	-6.75	102.95	112.40
1	7E	82	ARG	NE-CZ-NH1	6.75	123.68	120.30
1	90	161	PHE	CG-CD1-CE1	6.75	128.23	120.80
1	ak	165	VAL	CA-CB-CG2	-6.75	100.77	110.90
1	aW	130	TYR	CZ-CE2-CD2	6.75	125.88	119.80
1	bJ	144	MET	CG-SD-CE	-6.75	89.40	100.20
1	bQ	154	ARG	NH1-CZ-NH2	-6.75	111.97	119.40
1	cv	197	ASP	CB-CG-OD2	6.75	124.38	118.30
1	cL	72	THR	N-CA-CB	6.75	123.13	110.30
1	dm	32	PHE	CB-CG-CD1	6.75	125.53	120.80
1	fb	162	ARG	NE-CZ-NH2	-6.75	116.92	120.30
1	ki	162	ARG	CD-NE-CZ	6.75	133.05	123.60
1	lR	32	PHE	CB-CG-CD1	6.75	125.53	120.80
1	48	18	ARG	NE-CZ-NH1	6.75	123.67	120.30
1	4U	152	ASP	CB-CG-OD2	6.75	124.38	118.30
1	5E	51	ASP	CB-CG-OD2	-6.75	112.22	118.30
1	8a	213	GLU	OE1-CD-OE2	-6.75	115.20	123.30
1	90	164	TYR	CG-CD1-CE1	-6.75	115.90	121.30
1	dY	105	ALA	N-CA-CB	-6.75	100.65	110.10
1	hb	210	THR	CA-CB-CG2	-6.75	102.95	112.40
1	iO	166	ASP	CB-CG-OD1	6.75	124.37	118.30
1	j5	81	ASP	CB-CG-OD1	6.75	124.37	118.30
1	k0	130	TYR	CB-CG-CD1	-6.75	116.95	121.00
1	4o	181	VAL	CA-CB-CG2	-6.75	100.78	110.90
1	5T	144	MET	CG-SD-CE	-6.75	89.40	100.20
1	5X	164	TYR	CB-CG-CD1	-6.75	116.95	121.00
1	5X	164	TYR	CB-CG-CD2	6.75	125.05	121.00
1	67	100	ARG	NE-CZ-NH2	6.75	123.67	120.30
1	6t	162	ARG	NE-CZ-NH2	6.75	123.67	120.30
1	7R	96	MET	CG-SD-CE	-6.75	89.40	100.20
1	9F	23	TRP	CB-CG-CD2	6.75	135.37	126.60
1	a8	154	ARG	NE-CZ-NH1	6.75	123.67	120.30
1	af	40	PHE	CB-CG-CD1	6.75	125.52	120.80
1	aq	80	TRP	CB-CG-CD1	-6.75	118.23	127.00
1	bf	32	PHE	CD1-CE1-CZ	6.75	128.20	120.10
1	da	229	ARG	NE-CZ-NH2	-6.75	116.93	120.30
1	dp	63	GLN	O-C-N	-6.75	111.90	122.70
1	ec	229	ARG	NH1-CZ-NH2	-6.75	111.98	119.40
1	hj	18	ARG	NE-CZ-NH1	6.75	123.67	120.30

Continued on next page...

Continued from previous page...

Mol	Chain	Res	Type	Atoms	Z	Observed(°)	Ideal(°)
1	iQ	149	SER	N-CA-CB	6.75	120.62	110.50
1	lk	18	ARG	NE-CZ-NH2	-6.75	116.93	120.30
1	lK	130	TYR	CG-CD2-CE2	6.75	126.70	121.30
1	2c	164	TYR	CB-CG-CD2	-6.75	116.95	121.00
1	2A	162	ARG	NE-CZ-NH2	-6.75	116.93	120.30
1	2H	107	THR	CA-CB-CG2	-6.75	102.95	112.40
1	2L	168	PHE	CB-CG-CD2	6.75	125.52	120.80
1	3N	97	ARG	NH1-CZ-NH2	-6.75	111.98	119.40
1	4Q	167	ARG	NE-CZ-NH2	6.75	123.67	120.30
1	54	161	PHE	CB-CG-CD1	-6.75	116.08	120.80
1	7f	96	MET	CG-SD-CE	-6.75	89.40	100.20
1	9l	185	MET	CG-SD-CE	-6.75	89.41	100.20
1	aK	178	SER	N-CA-CB	6.75	120.62	110.50
1	cp	161	PHE	CB-CG-CD1	6.75	125.52	120.80
1	lh	145	TYR	CB-CG-CD2	6.75	125.05	121.00
1	cV	167	ARG	NH1-CZ-NH2	-6.75	111.98	119.40
1	dw	142	VAL	CG1-CB-CG2	-6.75	100.11	110.90
1	dU	18	ARG	NE-CZ-NH2	-6.75	116.93	120.30
1	K	132	ARG	NE-CZ-NH2	-6.75	116.93	120.30
1	3O	82	ARG	NE-CZ-NH2	-6.75	116.93	120.30
1	57	143	ARG	NE-CZ-NH1	6.75	123.67	120.30
1	8D	80	TRP	CB-CG-CD2	-6.75	117.83	126.60
1	a	10	MET	CG-SD-CE	-6.75	89.41	100.20
1	F	161	PHE	CB-CG-CD1	6.75	125.52	120.80
1	gH	168	PHE	CG-CD2-CE2	6.74	128.22	120.80
1	hE	164	TYR	CB-CG-CD1	-6.74	116.95	121.00
1	j3	114	GLN	CG-CD-OE1	6.74	135.09	121.60
1	kg	169	TYR	CB-CG-CD1	6.74	125.05	121.00
1	jW	168	PHE	CB-CG-CD2	-6.74	116.08	120.80
1	lb	51	ASP	CB-CG-OD1	6.74	124.37	118.30
1	2a	105	ALA	N-CA-CB	-6.74	100.66	110.10
1	4C	226	HIS	CA-CB-CG	6.74	125.06	113.60
1	4H	82	ARG	NE-CZ-NH1	6.74	123.67	120.30
1	5t	14	ALA	N-CA-CB	6.74	119.54	110.10
1	5L	81	ASP	CB-CG-OD2	-6.74	112.23	118.30
1	7Y	96	MET	CG-SD-CE	-6.74	89.41	100.20
1	9N	80	TRP	CH2-CZ2-CE2	6.74	124.14	117.40
1	ap	163	ASP	CB-CG-OD2	-6.74	112.23	118.30
1	aL	178	SER	O-C-N	-6.74	111.91	122.70
1	bJ	169	TYR	CB-CG-CD1	-6.74	116.95	121.00
1	es	167	ARG	NH1-CZ-NH2	-6.74	111.98	119.40
1	f2	145	TYR	CB-CG-CD2	-6.74	116.95	121.00

Continued on next page...

Continued from previous page...

Mol	Chain	Res	Type	Atoms	Z	Observed(°)	Ideal(°)
1	L	65	ALA	N-CA-CB	-6.74	100.66	110.10
1	W	145	TYR	CG-CD1-CE1	6.74	126.69	121.30
1	hj	26	VAL	CG1-CB-CG2	-6.74	100.11	110.90
1	ky	130	TYR	CB-CG-CD2	-6.74	116.95	121.00
1	4d	100	ARG	NE-CZ-NH1	6.74	123.67	120.30
1	4A	184	TRP	CG-CD2-CE3	-6.74	127.83	133.90
1	cF	133	TRP	CD1-NE1-CE2	-6.74	102.93	109.00
1	d5	143	ARG	NH1-CZ-NH2	-6.74	111.98	119.40
1	5	145	TYR	CD1-CG-CD2	-6.74	110.48	117.90
1	gk	18	ARG	NH1-CZ-NH2	-6.74	111.98	119.40
1	iS	82	ARG	CD-NE-CZ	6.74	133.04	123.60
1	jk	169	TYR	CB-CG-CD1	-6.74	116.96	121.00
1	l0	23	TRP	CG-CD2-CE3	-6.74	127.83	133.90
1	le	54	THR	O-C-N	-6.74	111.92	122.70
1	lo	164	TYR	CD1-CG-CD2	6.74	125.31	117.90
1	2s	51	ASP	CA-CB-CG	-6.74	98.57	113.40
1	36	11	VAL	CA-CB-CG1	6.74	121.01	110.90
1	4M	32	PHE	CB-CG-CD2	6.74	125.52	120.80
1	65	154	ARG	NE-CZ-NH1	6.74	123.67	120.30
1	6V	97	ARG	NE-CZ-NH2	-6.74	116.93	120.30
1	8F	97	ARG	NE-CZ-NH2	6.74	123.67	120.30
1	bx	40	PHE	CB-CG-CD1	-6.74	116.08	120.80
1	fs	213	GLU	OE1-CD-OE2	-6.74	115.21	123.30
1	fw	145	TYR	CG-CD1-CE1	-6.74	115.91	121.30
1	gK	169	TYR	CG-CD2-CE2	-6.74	115.91	121.30
1	hg	132	ARG	NE-CZ-NH1	6.74	123.67	120.30
1	hz	83	LEU	CB-CG-CD1	6.74	122.45	111.00
1	iZ	202	LEU	CB-CG-CD1	-6.74	99.54	111.00
1	kl	154	ARG	NH1-CZ-NH2	-6.74	111.99	119.40
1	kA	23	TRP	CD1-CG-CD2	6.74	111.69	106.30
1	3E	180	GLU	OE1-CD-OE2	-6.74	115.21	123.30
1	5u	197	ASP	CB-CG-OD2	6.74	124.36	118.30
1	7G	191	VAL	CA-CB-CG2	-6.74	100.79	110.90
1	8w	97	ARG	NE-CZ-NH2	-6.74	116.93	120.30
1	bc	18	ARG	NE-CZ-NH1	6.74	123.67	120.30
1	c4	162	ARG	NE-CZ-NH1	6.74	123.67	120.30
1	cg	32	PHE	CB-CG-CD1	-6.74	116.08	120.80
1	cl	68	MET	CG-SD-CE	-6.74	89.42	100.20
1	d0	164	TYR	CB-CG-CD1	6.74	125.04	121.00
1	do	214	MET	CG-SD-CE	-6.74	89.42	100.20
1	dD	132	ARG	NE-CZ-NH2	-6.74	116.93	120.30
1	fJ	132	ARG	NE-CZ-NH1	6.74	123.67	120.30

Continued on next page...

Continued from previous page...

Mol	Chain	Res	Type	Atoms	Z	Observed(°)	Ideal(°)
1	1	191	VAL	CA-CB-CG2	-6.74	100.79	110.90
1	m	132	ARG	NE-CZ-NH2	-6.74	116.93	120.30
1	L	169	TYR	CZ-CE2-CD2	-6.74	113.74	119.80
1	iX	73	ILE	CA-CB-CG2	-6.74	97.43	110.90
1	kC	229	ARG	NE-CZ-NH1	6.74	123.67	120.30
1	5c	164	TYR	CB-CG-CD1	-6.74	116.96	121.00
1	5y	3	VAL	CA-CB-CG1	6.74	121.00	110.90
1	9L	42	ALA	N-CA-CB	-6.74	100.67	110.10
1	er	18	ARG	NH1-CZ-NH2	-6.74	111.99	119.40
1	fd	130	TYR	CB-CG-CD1	6.74	125.04	121.00
1	g	107	THR	O-C-N	-6.74	111.92	122.70
1	h	132	ARG	NE-CZ-NH2	6.74	123.67	120.30
1	iW	167	ARG	NE-CZ-NH1	6.74	123.67	120.30
1	kk	229	ARG	NE-CZ-NH1	6.74	123.67	120.30
1	lb	143	ARG	NE-CZ-NH2	-6.74	116.93	120.30
1	lB	119	THR	CA-CB-CG2	-6.74	102.97	112.40
1	2Z	72	THR	O-C-N	-6.74	111.92	122.70
1	4s	102	SER	N-CA-CB	6.74	120.60	110.50
1	5k	117	TRP	CE2-CD2-CG	-6.74	101.91	107.30
1	6M	130	TYR	CB-CG-CD1	6.74	125.04	121.00
1	7q	226	HIS	CA-CB-CG	6.74	125.05	113.60
1	7H	145	TYR	CB-CG-CD1	6.74	125.04	121.00
1	94	167	ARG	NH1-CZ-NH2	-6.74	111.99	119.40
1	al	162	ARG	NH1-CZ-NH2	-6.74	111.99	119.40
1	au	229	ARG	NH1-CZ-NH2	-6.74	111.99	119.40
1	aH	75	GLU	OE1-CD-OE2	-6.74	115.22	123.30
1	ld	169	TYR	CZ-CE2-CD2	-6.74	113.74	119.80
1	cy	154	ARG	NE-CZ-NH2	6.74	123.67	120.30
1	cN	184	TRP	CB-CG-CD2	6.74	135.36	126.60
1	lh	130	TYR	CB-CG-CD2	-6.74	116.96	121.00
1	d5	40	PHE	CB-CG-CD2	6.74	125.52	120.80
1	dd	101	GLY	O-C-N	-6.74	111.92	122.70
1	lm	133	TRP	CG-CD1-NE1	-6.74	103.36	110.10
1	eI	166	ASP	CB-CG-OD2	-6.74	112.24	118.30
1	eS	167	ARG	O-C-N	-6.74	111.92	122.70
1	G	145	TYR	CZ-CE2-CD2	6.74	125.86	119.80
1	jz	214	MET	CA-CB-CG	6.73	124.75	113.30
1	43	152	ASP	CB-CG-OD2	-6.73	112.24	118.30
1	7W	212	GLU	OE1-CD-OE2	-6.73	115.22	123.30
1	dx	185	MET	CG-SD-CE	-6.73	89.43	100.20
1	gO	102	SER	N-CA-CB	6.73	120.60	110.50
1	kH	47	ALA	CB-CA-C	-6.73	100.00	110.10

Continued on next page...

Continued from previous page...

Mol	Chain	Res	Type	Atoms	Z	Observed(°)	Ideal(°)
1	4j	167	ARG	NE-CZ-NH1	6.73	123.67	120.30
1	6O	96	MET	CG-SD-CE	-6.73	89.43	100.20
1	9A	167	ARG	NE-CZ-NH2	-6.73	116.93	120.30
1	an	168	PHE	CB-CG-CD1	-6.73	116.09	120.80
1	ay	169	TYR	CG-CD2-CE2	-6.73	115.91	121.30
1	16	80	TRP	CB-CG-CD1	6.73	135.75	127.00
1	19	161	PHE	CB-CG-CD2	6.73	125.51	120.80
1	bR	169	TYR	CG-CD2-CE2	-6.73	115.91	121.30
1	cC	130	TYR	CG-CD1-CE1	-6.73	115.91	121.30
1	d0	76	GLU	OE1-CD-OE2	-6.73	115.22	123.30
1	ef	117	TRP	CG-CD2-CE3	-6.73	127.84	133.90
1	lq	40	PHE	CB-CG-CD2	-6.73	116.09	120.80
1	eG	174	ALA	N-CA-CB	-6.73	100.67	110.10
1	eT	184	TRP	CB-CG-CD2	6.73	135.35	126.60
1	f2	82	ARG	CB-CG-CD	6.73	129.10	111.60
1	fj	18	ARG	NE-CZ-NH1	6.73	123.67	120.30
1	fv	145	TYR	CG-CD1-CE1	-6.73	115.91	121.30
1	O	117	TRP	CB-CG-CD2	-6.73	117.85	126.60
1	gq	169	TYR	CB-CG-CD1	-6.73	116.96	121.00
1	gM	145	TYR	CZ-CE2-CD2	6.73	125.86	119.80
1	hW	40	PHE	CB-CG-CD2	-6.73	116.09	120.80
1	i1	45	GLU	OE1-CD-OE2	-6.73	115.22	123.30
1	jk	97	ARG	NE-CZ-NH1	6.73	123.67	120.30
1	kD	162	ARG	NE-CZ-NH1	6.73	123.67	120.30
1	28	100	ARG	NE-CZ-NH1	6.73	123.67	120.30
1	lv	40	PHE	CB-CG-CD1	6.73	125.51	120.80
1	34	173	ARG	NE-CZ-NH2	-6.73	116.94	120.30
1	3y	92	GLU	OE1-CD-OE2	-6.73	115.22	123.30
1	42	143	ARG	NE-CZ-NH1	6.73	123.67	120.30
1	6M	100	ARG	NE-CZ-NH1	6.73	123.67	120.30
1	7Z	93	PRO	N-CD-CG	6.73	113.30	103.20
1	9v	40	PHE	CB-CG-CD2	6.73	125.51	120.80
1	9O	103	ASP	CB-CG-OD2	-6.73	112.24	118.30
1	a9	133	TRP	CE3-CZ3-CH2	-6.73	113.80	121.20
1	cg	51	ASP	CB-CG-OD1	6.73	124.36	118.30
1	cj	187	GLU	OE1-CD-OE2	-6.73	115.22	123.30
1	ds	191	VAL	CA-CB-CG1	6.73	121.00	110.90
1	hO	197	ASP	CB-CG-OD1	-6.73	112.24	118.30
1	dP	210	THR	CA-CB-CG2	-6.73	102.98	112.40
1	fZ	130	TYR	CB-CG-CD2	-6.73	116.96	121.00
1	F	10	MET	CG-SD-CE	-6.73	89.43	100.20
1	gS	3	VAL	CG1-CB-CG2	-6.73	100.14	110.90

Continued on next page...

Continued from previous page...

Mol	Chain	Res	Type	Atoms	Z	Observed(°)	Ideal(°)
1	hf	167	ARG	NE-CZ-NH2	6.73	123.66	120.30
1	hv	204	ALA	CB-CA-C	6.73	120.19	110.10
1	ik	40	PHE	CB-CG-CD1	6.73	125.51	120.80
1	iL	154	ARG	NE-CZ-NH2	6.73	123.66	120.30
1	k6	166	ASP	CB-CG-OD1	-6.73	112.24	118.30
1	5A	214	MET	CG-SD-CE	-6.73	89.44	100.20
1	5N	188	THR	O-C-N	-6.73	111.94	122.70
1	6e	80	TRP	CG-CD2-CE3	-6.73	127.84	133.90
1	7A	18	ARG	NE-CZ-NH1	6.73	123.66	120.30
1	7I	39	MET	CG-SD-CE	-6.73	89.44	100.20
1	8D	164	TYR	CB-CG-CD1	6.73	125.04	121.00
1	9B	100	ARG	N-CA-CB	6.73	122.71	110.60
1	9U	173	ARG	NE-CZ-NH1	6.73	123.66	120.30
1	ac	166	ASP	CB-CG-OD1	-6.73	112.25	118.30
1	av	162	ARG	CD-NE-CZ	6.73	133.02	123.60
1	bN	184	TRP	CB-CA-C	6.73	123.85	110.40
1	bT	167	ARG	NH1-CZ-NH2	-6.73	112.00	119.40
1	cp	228	ALA	N-CA-CB	6.73	119.52	110.10
1	dB	18	ARG	CD-NE-CZ	6.73	133.02	123.60
1	dP	52	LEU	CB-CG-CD2	6.73	122.44	111.00
1	dV	130	TYR	CB-CG-CD1	6.73	125.04	121.00
1	eQ	130	TYR	CB-CG-CD2	-6.73	116.96	121.00
1	fM	31	ALA	CB-CA-C	6.73	120.19	110.10
1	t	40	PHE	CB-CG-CD2	-6.73	116.09	120.80
1	4	154	ARG	NE-CZ-NH1	6.73	123.66	120.30
1	jQ	82	ARG	CD-NE-CZ	6.73	133.02	123.60
1	2T	117	TRP	O-C-N	-6.73	111.94	122.70
1	3o	55	MET	O-C-N	-6.73	111.94	122.70
1	3H	150	ILE	CA-CB-CG1	6.73	123.78	111.00
1	4F	152	ASP	CB-CG-OD1	6.73	124.35	118.30
1	9e	27	VAL	CG1-CB-CG2	-6.73	100.14	110.90
1	c1	36	VAL	CA-CB-CG2	-6.73	100.81	110.90
1	fj	161	PHE	CB-CG-CD2	6.73	125.51	120.80
1	23	45	GLU	OE1-CD-OE2	-6.72	115.23	123.30
1	kH	173	ARG	NE-CZ-NH1	6.72	123.66	120.30
1	4p	82	ARG	NH1-CZ-NH2	-6.72	112.00	119.40
1	4L	82	ARG	NE-CZ-NH2	6.72	123.66	120.30
1	5S	81	ASP	CB-CG-OD1	-6.72	112.25	118.30
1	9u	18	ARG	NE-CZ-NH1	6.72	123.66	120.30
1	9R	167	ARG	NE-CZ-NH1	6.72	123.66	120.30
1	a3	162	ARG	CG-CD-NE	-6.72	97.68	111.80
1	ax	164	TYR	CB-CG-CD1	-6.72	116.97	121.00

Continued on next page...

Continued from previous page...

Mol	Chain	Res	Type	Atoms	Z	Observed(°)	Ideal(°)
1	es	113	GLU	OE1-CD-OE2	-6.72	115.23	123.30
1	eM	161	PHE	CB-CG-CD2	6.72	125.51	120.80
1	fv	167	ARG	NE-CZ-NH2	-6.72	116.94	120.30
1	gc	184	TRP	CB-CG-CD2	6.72	135.34	126.60
1	1H	82	ARG	NE-CZ-NH2	6.72	123.66	120.30
1	ix	130	TYR	CB-CG-CD2	-6.72	116.97	121.00
1	3p	164	TYR	CB-CG-CD2	6.72	125.03	121.00
1	3A	132	ARG	NE-CZ-NH1	6.72	123.66	120.30
1	3H	163	ASP	CB-CG-OD2	-6.72	112.25	118.30
1	7I	103	ASP	CB-CG-OD1	6.72	124.35	118.30
1	8k	97	ARG	NE-CZ-NH2	-6.72	116.94	120.30
1	90	210	THR	CA-CB-CG2	-6.72	102.99	112.40
1	9d	150	ILE	O-C-N	-6.72	111.94	122.70
1	aE	76	GLU	OE1-CD-OE2	-6.72	115.23	123.30
1	bX	77	ALA	CB-CA-C	6.72	120.18	110.10
1	c6	173	ARG	NE-CZ-NH1	6.72	123.66	120.30
1	dC	157	PRO	O-C-N	-6.72	111.94	122.70
1	eM	108	THR	CA-CB-CG2	-6.72	102.99	112.40
1	f8	145	TYR	CB-CG-CD2	6.72	125.03	121.00
1	K	164	TYR	CG-CD2-CE2	-6.72	115.92	121.30
1	h2	166	ASP	CB-CG-OD1	6.72	124.35	118.30
1	h9	51	ASP	CB-CG-OD1	6.72	124.35	118.30
1	ha	169	TYR	CB-CG-CD1	6.72	125.03	121.00
1	hw	162	ARG	NE-CZ-NH2	-6.72	116.94	120.30
1	1P	40	PHE	CB-CG-CD1	6.72	125.50	120.80
1	2l	80	TRP	CB-CG-CD2	6.72	135.34	126.60
1	35	130	TYR	CD1-CE1-CZ	6.72	125.85	119.80
1	8L	163	ASP	CB-CG-OD1	6.72	124.35	118.30
1	9k	66	MET	CG-SD-CE	-6.72	89.45	100.20
1	er	51	ASP	CB-CG-OD2	6.72	124.35	118.30
1	fK	184	TRP	CE2-CD2-CG	6.72	112.68	107.30
1	g	165	VAL	CA-CB-CG1	6.72	120.98	110.90
1	s	96	MET	CG-SD-CE	-6.72	89.45	100.20
1	z	163	ASP	CB-CG-OD2	6.72	124.35	118.30
1	gd	185	MET	CG-SD-CE	-6.72	89.45	100.20
1	kG	31	ALA	CB-CA-C	6.72	120.18	110.10
1	kI	73	ILE	O-C-N	-6.72	111.95	122.70
1	26	18	ARG	NE-CZ-NH2	-6.72	116.94	120.30
1	2v	163	ASP	CB-CG-OD1	6.72	124.35	118.30
1	2G	213	GLU	OE1-CD-OE2	-6.72	115.24	123.30
1	2V	103	ASP	CB-CG-OD1	6.72	124.35	118.30
1	31	229	ARG	NE-CZ-NH2	-6.72	116.94	120.30

Continued on next page...

Continued from previous page...

Mol	Chain	Res	Type	Atoms	Z	Observed(°)	Ideal(°)
1	87	108	THR	O-C-N	-6.72	111.95	122.70
1	al	161	PHE	CB-CG-CD2	6.72	125.50	120.80
1	bg	165	VAL	CA-CB-CG2	-6.72	100.82	110.90
1	1c	40	PHE	CB-CG-CD2	-6.72	116.10	120.80
1	cc	229	ARG	NE-CZ-NH2	6.72	123.66	120.30
1	cd	152	ASP	CB-CG-OD1	-6.72	112.25	118.30
1	cC	145	TYR	CD1-CE1-CZ	6.72	125.85	119.80
1	ds	23	TRP	CB-CG-CD2	6.72	135.34	126.60
1	eb	166	ASP	CB-CG-OD2	-6.72	112.25	118.30
1	hA	117	TRP	CE2-CD2-CG	-6.72	101.92	107.30
1	jv	18	ARG	NH1-CZ-NH2	-6.72	112.01	119.40
1	3D	82	ARG	NE-CZ-NH2	-6.72	116.94	120.30
1	4g	175	GLU	OE1-CD-OE2	-6.72	115.24	123.30
1	cJ	97	ARG	NE-CZ-NH2	-6.72	116.94	120.30
1	eb	97	ARG	NE-CZ-NH1	6.72	123.66	120.30
1	F	39	MET	O-C-N	-6.72	111.95	122.70
1	hX	145	TYR	CB-CG-CD2	6.72	125.03	121.00
1	jK	213	GLU	O-C-N	-6.72	111.95	122.70
1	1Y	195	ASN	CB-CA-C	6.72	123.83	110.40
1	k8	180	GLU	OE1-CD-OE2	-6.72	115.24	123.30
1	kb	169	TYR	CG-CD2-CE2	6.72	126.67	121.30
1	lq	97	ARG	NH1-CZ-NH2	-6.72	112.01	119.40
1	2H	23	TRP	CD1-CG-CD2	-6.72	100.93	106.30
1	3H	143	ARG	NH1-CZ-NH2	-6.72	112.01	119.40
1	5A	184	TRP	CD1-CG-CD2	-6.72	100.93	106.30
1	9p	145	TYR	CB-CG-CD1	-6.72	116.97	121.00
1	bj	163	ASP	CB-CG-OD2	6.72	124.34	118.30
1	e0	23	TRP	CD1-CG-CD2	6.72	111.67	106.30
1	1s	18	ARG	NE-CZ-NH1	6.72	123.66	120.30
1	fJ	5	ASN	N-CA-CB	6.72	122.69	110.60
1	fW	96	MET	CG-SD-CE	-6.72	89.45	100.20
1	h1	163	ASP	CB-CG-OD1	6.71	124.34	118.30
1	hO	164	TYR	CZ-CE2-CD2	6.71	125.84	119.80
1	iI	169	TYR	CB-CG-CD2	6.71	125.03	121.00
1	1X	103	ASP	CB-CG-OD2	6.71	124.34	118.30
1	kk	18	ARG	NE-CZ-NH1	6.71	123.66	120.30
1	3Q	167	ARG	NE-CZ-NH2	-6.71	116.94	120.30
1	5W	9	GLN	CB-CA-C	6.71	123.83	110.40
1	6z	143	ARG	NE-CZ-NH1	6.71	123.66	120.30
1	6G	82	ARG	NE-CZ-NH1	6.71	123.66	120.30
1	6W	170	LYS	N-CA-CB	-6.71	98.52	110.60
1	9p	83	LEU	CB-CG-CD2	6.71	122.42	111.00

Continued on next page...

Continued from previous page...

Mol	Chain	Res	Type	Atoms	Z	Observed(°)	Ideal(°)
1	9M	62	HIS	CA-CB-CG	-6.71	102.19	113.60
1	cY	18	ARG	NE-CZ-NH1	-6.71	116.94	120.30
1	d6	229	ARG	NH1-CZ-NH2	-6.71	112.02	119.40
1	u	145	TYR	CB-CG-CD1	6.71	125.03	121.00
1	kn	167	ARG	NE-CZ-NH2	-6.71	116.94	120.30
1	4T	212	GLU	OE1-CD-OE2	-6.71	115.25	123.30
1	7S	27	VAL	CG1-CB-CG2	6.71	121.64	110.90
1	7X	100	ARG	NE-CZ-NH1	6.71	123.66	120.30
1	7X	173	ARG	NE-CZ-NH1	6.71	123.66	120.30
1	8P	209	ALA	N-CA-CB	-6.71	100.70	110.10
1	16	162	ARG	NH1-CZ-NH2	-6.71	112.02	119.40
1	cP	143	ARG	NE-CZ-NH2	-6.71	116.94	120.30
1	dl	80	TRP	CG-CD2-CE3	-6.71	127.86	133.90
1	V	100	ARG	NE-CZ-NH1	6.71	123.66	120.30
1	hG	10	MET	CG-SD-CE	-6.71	89.46	100.20
1	jj	80	TRP	CE2-CD2-CG	6.71	112.67	107.30
1	jA	26	VAL	CA-CB-CG1	6.71	120.97	110.90
1	kt	59	VAL	O-C-N	-6.71	111.79	123.20
1	3M	167	ARG	NE-CZ-NH1	6.71	123.66	120.30
1	3P	173	ARG	NE-CZ-NH1	6.71	123.66	120.30
1	3Z	173	ARG	NH1-CZ-NH2	-6.71	112.02	119.40
1	7R	229	ARG	NE-CZ-NH2	6.71	123.66	120.30
1	9K	80	TRP	CH2-CZ2-CE2	6.71	124.11	117.40
1	a1	32	PHE	CB-CG-CD2	-6.71	116.10	120.80
1	b8	169	TYR	CB-CG-CD2	6.71	125.03	121.00
1	1h	31	ALA	CB-CA-C	6.71	120.17	110.10
1	ds	162	ARG	CG-CD-NE	-6.71	97.70	111.80
1	e0	162	ARG	NH1-CZ-NH2	-6.71	112.02	119.40
1	e5	55	MET	CG-SD-CE	-6.71	89.46	100.20
1	eX	163	ASP	CB-CG-OD2	-6.71	112.26	118.30
1	fq	145	TYR	CB-CG-CD1	-6.71	116.97	121.00
1	F	108	THR	CA-CB-CG2	-6.71	103.00	112.40
1	hV	145	TYR	CG-CD1-CE1	-6.71	115.93	121.30
1	j6	20	LEU	O-C-N	-6.71	111.96	122.70
1	jY	145	TYR	CB-CG-CD1	6.71	125.03	121.00
1	25	66	MET	O-C-N	-6.71	111.96	122.70
1	3P	154	ARG	NE-CZ-NH2	-6.71	116.94	120.30
1	4f	92	GLU	N-CA-CB	6.71	122.68	110.60
1	5J	154	ARG	NE-CZ-NH2	6.71	123.66	120.30
1	8k	198	CYS	O-C-N	-6.71	111.97	122.70
1	cq	103	ASP	CB-CG-OD2	6.71	124.34	118.30
1	cz	166	ASP	CB-CG-OD2	-6.71	112.26	118.30

Continued on next page...

Continued from previous page...

Mol	Chain	Res	Type	Atoms	Z	Observed(°)	Ideal(°)
1	cU	113	GLU	OE1-CD-OE2	-6.71	115.25	123.30
1	N	82	ARG	NE-CZ-NH1	6.71	123.66	120.30
1	7	169	TYR	CB-CG-CD2	-6.71	116.97	121.00
1	gh	152	ASP	CB-CG-OD2	6.71	124.34	118.30
1	hs	23	TRP	CB-CG-CD1	-6.71	118.28	127.00
1	1N	71	GLU	OE1-CD-OE2	-6.71	115.25	123.30
1	3o	229	ARG	NE-CZ-NH2	-6.71	116.95	120.30
1	3s	162	ARG	NE-CZ-NH1	6.71	123.66	120.30
1	6i	132	ARG	CD-NE-CZ	6.71	132.99	123.60
1	6s	229	ARG	NE-CZ-NH2	-6.71	116.95	120.30
1	7b	40	PHE	CB-CG-CD2	6.71	125.50	120.80
1	bb	113	GLU	O-C-N	-6.71	111.97	122.70
1	bU	164	TYR	CB-CG-CD2	-6.71	116.97	121.00
1	eS	210	THR	CA-CB-CG2	-6.71	103.01	112.40
1	1w	188	THR	CA-CB-CG2	-6.71	103.01	112.40
1	7	133	TRP	CG-CD2-CE3	-6.71	127.86	133.90
1	gI	130	TYR	CB-CG-CD2	-6.71	116.98	121.00
1	hm	184	TRP	CB-CG-CD2	-6.71	117.88	126.60
1	it	96	MET	CG-SD-CE	-6.71	89.47	100.20
1	iG	128	GLU	OE1-CD-OE2	-6.71	115.25	123.30
1	2g	184	TRP	CD1-NE1-CE2	6.71	115.04	109.00
1	6i	80	TRP	CD1-CG-CD2	6.71	111.67	106.30
1	8E	229	ARG	NH1-CZ-NH2	-6.71	112.02	119.40
1	94	173	ARG	NH1-CZ-NH2	-6.71	112.02	119.40
1	dR	169	TYR	CD1-CG-CD2	6.71	125.28	117.90
1	eI	162	ARG	NE-CZ-NH1	6.71	123.65	120.30
1	ki	216	THR	CA-CB-CG2	-6.71	103.01	112.40
1	3K	100	ARG	NE-CZ-NH1	-6.71	116.95	120.30
1	5N	81	ASP	CB-CG-OD1	6.71	124.33	118.30
1	cF	92	GLU	OE1-CD-OE2	-6.71	115.25	123.30
1	e6	215	MET	CG-SD-CE	-6.71	89.47	100.20
1	1E	6	LEU	N-CA-CB	6.70	123.81	110.40
1	gI	52	LEU	CB-CG-CD1	6.70	122.40	111.00
1	1I	18	ARG	NH1-CZ-NH2	-6.70	112.03	119.40
1	hI	215	MET	CG-SD-CE	6.70	110.92	100.20
1	iG	51	ASP	CB-CG-OD1	6.70	124.33	118.30
1	2x	80	TRP	CA-CB-CG	6.70	126.44	113.70
1	2N	86	VAL	CA-CB-CG2	6.70	120.95	110.90
1	3h	81	ASP	CB-CG-OD1	6.70	124.33	118.30
1	3L	21	ASN	O-C-N	-6.70	111.97	122.70
1	aj	169	TYR	CD1-CE1-CZ	-6.70	113.77	119.80
1	aC	167	ARG	NE-CZ-NH1	6.70	123.65	120.30

Continued on next page...

Continued from previous page...

Mol	Chain	Res	Type	Atoms	Z	Observed(°)	Ideal(°)
1	bu	51	ASP	CB-CG-OD2	-6.70	112.27	118.30
1	bD	135	ILE	O-C-N	-6.70	111.97	122.70
1	dg	161	PHE	CB-CG-CD2	-6.70	116.11	120.80
1	dM	82	ARG	NH1-CZ-NH2	-6.70	112.03	119.40
1	e8	143	ARG	NE-CZ-NH1	6.70	123.65	120.30
1	fD	51	ASP	CB-CG-OD1	-6.70	112.27	118.30
1	gH	152	ASP	CB-CG-OD1	-6.70	112.27	118.30
1	it	169	TYR	CG-CD2-CE2	6.70	126.66	121.30
1	1S	96	MET	CG-SD-CE	-6.70	89.48	100.20
1	kq	205	LEU	C-N-CA	6.70	136.38	122.30
1	dc	108	THR	CA-CB-CG2	-6.70	103.02	112.40
1	gd	96	MET	CG-SD-CE	-6.70	89.48	100.20
1	hi	166	ASP	CB-CG-OD1	6.70	124.33	118.30
1	in	184	TRP	CB-CG-CD1	-6.70	118.29	127.00
1	jI	132	ARG	NE-CZ-NH1	6.70	123.65	120.30
1	jP	130	TYR	CB-CG-CD2	-6.70	116.98	121.00
1	ku	171	THR	CA-CB-CG2	6.70	121.78	112.40
1	2Z	18	ARG	NH1-CZ-NH2	-6.70	112.03	119.40
1	3R	145	TYR	CB-CG-CD2	6.70	125.02	121.00
1	47	218	CYS	N-CA-CB	6.70	122.66	110.60
1	5t	132	ARG	NE-CZ-NH1	6.70	123.65	120.30
1	66	130	TYR	CG-CD1-CE1	-6.70	115.94	121.30
1	8f	97	ARG	NE-CZ-NH1	-6.70	116.95	120.30
1	ck	31	ALA	O-C-N	-6.70	111.98	122.70
1	eC	82	ARG	NE-CZ-NH1	6.70	123.65	120.30
1	iQ	82	ARG	NE-CZ-NH1	6.70	123.65	120.30
1	jt	173	ARG	NE-CZ-NH1	6.70	123.65	120.30
1	2l	40	PHE	CB-CG-CD2	6.70	125.49	120.80
1	2z	209	ALA	CB-CA-C	-6.70	100.05	110.10
1	4I	100	ARG	NE-CZ-NH1	6.70	123.65	120.30
1	57	68	MET	CG-SD-CE	-6.70	89.48	100.20
1	5M	212	GLU	OE1-CD-OE2	-6.70	115.26	123.30
1	6x	87	HIS	CA-CB-CG	6.70	124.99	113.60
1	79	139	ASN	N-CA-CB	6.70	122.66	110.60
1	7K	88	ALA	N-CA-CB	6.70	119.48	110.10
1	8E	55	MET	CG-SD-CE	-6.70	89.48	100.20
1	an	119	THR	CA-CB-CG2	6.70	121.78	112.40
1	b0	149	SER	N-CA-CB	6.70	120.55	110.50
1	bg	162	ARG	NE-CZ-NH2	6.70	123.65	120.30
1	cp	23	TRP	CH2-CZ2-CE2	6.70	124.10	117.40
1	cC	41	SER	N-CA-CB	6.70	120.55	110.50
1	e9	210	THR	CA-CB-CG2	-6.70	103.02	112.40

Continued on next page...

Continued from previous page...

Mol	Chain	Res	Type	Atoms	Z	Observed(°)	Ideal(°)
1	eC	194	ALA	N-CA-CB	-6.70	100.72	110.10
1	b	154	ARG	NE-CZ-NH2	-6.70	116.95	120.30
1	gS	169	TYR	CB-CG-CD1	-6.70	116.98	121.00
1	gX	31	ALA	CB-CA-C	6.70	120.15	110.10
1	hN	80	TRP	CB-CG-CD1	6.70	135.71	127.00
1	iI	143	ARG	NE-CZ-NH1	6.70	123.65	120.30
1	jM	97	ARG	NE-CZ-NH2	6.70	123.65	120.30
1	kV	88	ALA	N-CA-CB	-6.70	100.72	110.10
1	2j	98	GLU	N-CA-CB	-6.70	98.55	110.60
1	4f	167	ARG	NH1-CZ-NH2	-6.70	112.03	119.40
1	4E	96	MET	CG-SD-CE	-6.70	89.48	100.20
1	4N	161	PHE	CB-CG-CD2	6.70	125.49	120.80
1	5P	40	PHE	CB-CG-CD2	6.70	125.49	120.80
1	dU	105	ALA	CB-CA-C	6.70	120.14	110.10
1	g9	162	ARG	NE-CZ-NH1	6.70	123.65	120.30
1	gK	175	GLU	OE1-CD-OE2	-6.70	115.27	123.30
1	h8	167	ARG	NH1-CZ-NH2	-6.70	112.03	119.40
1	jK	42	ALA	N-CA-CB	-6.70	100.73	110.10
1	jS	36	VAL	CA-CB-CG2	6.70	120.94	110.90
1	kF	66	MET	N-CA-CB	6.70	122.65	110.60
1	l7	91	ILE	CA-CB-CG1	6.70	123.72	111.00
1	2k	72	THR	CA-CB-CG2	6.70	121.77	112.40
1	2s	197	ASP	CB-CG-OD2	-6.70	112.27	118.30
1	2W	100	ARG	NE-CZ-NH2	6.70	123.65	120.30
1	4g	69	LEU	CB-CA-C	6.70	122.92	110.20
1	5K	166	ASP	CB-CG-OD1	6.70	124.33	118.30
1	66	81	ASP	CB-CG-OD1	6.70	124.33	118.30
1	6e	207	PRO	N-CA-CB	-6.70	95.24	102.60
1	7c	164	TYR	CB-CG-CD1	6.70	125.02	121.00
1	7o	23	TRP	CB-CG-CD1	-6.70	118.30	127.00
1	11	162	ARG	NH1-CZ-NH2	-6.70	112.03	119.40
1	cd	31	ALA	CB-CA-C	6.70	120.14	110.10
1	cm	227	LYS	O-C-N	-6.70	111.99	122.70
1	1p	169	TYR	CB-CG-CD2	6.70	125.02	121.00
1	ee	132	ARG	NE-CZ-NH1	6.70	123.65	120.30
1	es	169	TYR	CB-CG-CD1	6.70	125.02	121.00
1	eI	167	ARG	NE-CZ-NH2	-6.70	116.95	120.30
1	fg	113	GLU	OE1-CD-OE2	-6.70	115.27	123.30
1	fv	145	TYR	CB-CG-CD1	-6.70	116.98	121.00
1	J	167	ARG	NE-CZ-NH2	6.70	123.65	120.30
1	1Q	97	ARG	NH1-CZ-NH2	-6.69	112.04	119.40
1	ks	184	TRP	CD1-NE1-CE2	-6.69	102.97	109.00

Continued on next page...

Continued from previous page...

Mol	Chain	Res	Type	Atoms	Z	Observed(°)	Ideal(°)
1	lC	214	MET	CA-CB-CG	6.69	124.68	113.30
1	7I	80	TRP	CH2-CZ2-CE2	6.69	124.09	117.40
1	aA	133	TRP	CA-CB-CG	6.69	126.42	113.70
1	13	169	TYR	CB-CG-CD1	6.69	125.02	121.00
1	fz	55	MET	CG-SD-CE	-6.69	89.49	100.20
1	hs	169	TYR	CG-CD2-CE2	-6.69	115.95	121.30
1	hZ	197	ASP	CB-CG-OD1	6.69	124.32	118.30
1	k5	185	MET	CG-SD-CE	-6.69	89.49	100.20
1	le	80	TRP	CB-CG-CD1	6.69	135.70	127.00
1	lo	169	TYR	CB-CG-CD2	-6.69	116.98	121.00
1	2o	145	TYR	CG-CD2-CE2	-6.69	115.95	121.30
1	3f	48	THR	CA-CB-CG2	-6.69	103.03	112.40
1	4a	87	HIS	CA-CB-CG	6.69	124.98	113.60
1	4a	173	ARG	NE-CZ-NH2	-6.69	116.95	120.30
1	4i	22	ALA	N-CA-CB	-6.69	100.73	110.10
1	4x	138	LEU	CB-CG-CD1	6.69	122.38	111.00
1	6x	51	ASP	CB-CG-OD2	6.69	124.32	118.30
1	7g	87	HIS	CA-CB-CG	-6.69	102.22	113.60
1	9a	145	TYR	CB-CG-CD1	6.69	125.02	121.00
1	ak	51	ASP	CB-CG-OD2	-6.69	112.28	118.30
1	bD	100	ARG	NE-CZ-NH1	6.69	123.65	120.30
1	c4	18	ARG	NE-CZ-NH1	6.69	123.65	120.30
1	fU	40	PHE	CB-CG-CD2	6.69	125.48	120.80
1	x	18	ARG	NE-CZ-NH1	6.69	123.65	120.30
1	K	23	TRP	CD1-CG-CD2	-6.69	100.95	106.30
1	gi	82	ARG	NE-CZ-NH2	6.69	123.65	120.30
1	gx	158	LYS	O-C-N	-6.69	112.00	122.70
1	gD	28	GLU	OE1-CD-OE2	-6.69	115.27	123.30
1	ir	96	MET	CG-SD-CE	-6.69	89.49	100.20
1	iW	132	ARG	NE-CZ-NH2	6.69	123.64	120.30
1	jI	130	TYR	CD1-CG-CD2	-6.69	110.54	117.90
1	22	23	TRP	CE3-CZ3-CH2	-6.69	113.84	121.20
1	kE	167	ARG	NE-CZ-NH1	6.69	123.64	120.30
1	kV	154	ARG	NE-CZ-NH1	6.69	123.64	120.30
1	39	173	ARG	NH1-CZ-NH2	-6.69	112.04	119.40
1	4B	168	PHE	CB-CG-CD1	-6.69	116.12	120.80
1	4Q	164	TYR	CG-CD1-CE1	-6.69	115.95	121.30
1	7E	133	TRP	CB-CG-CD1	-6.69	118.30	127.00
1	9I	164	TYR	CB-CG-CD2	-6.69	116.99	121.00
1	9K	162	ARG	NE-CZ-NH1	6.69	123.65	120.30
1	as	130	TYR	CB-CG-CD2	-6.69	116.99	121.00
1	aW	184	TRP	CZ3-CH2-CZ2	-6.69	113.57	121.60

Continued on next page...

Continued from previous page...

Mol	Chain	Res	Type	Atoms	Z	Observed(°)	Ideal(°)
1	ci	145	TYR	CB-CG-CD2	6.69	125.02	121.00
1	cT	154	ARG	NH1-CZ-NH2	-6.69	112.04	119.40
1	cU	97	ARG	CB-CA-C	-6.69	97.02	110.40
1	ds	191	VAL	CA-CB-CG2	-6.69	100.86	110.90
1	1B	3	VAL	CG1-CB-CG2	-6.69	100.19	110.90
1	jj	130	TYR	CZ-CE2-CD2	-6.69	113.78	119.80
1	jX	164	TYR	CB-CG-CD1	6.69	125.01	121.00
1	k7	143	ARG	NE-CZ-NH1	6.69	123.64	120.30
1	kb	18	ARG	NE-CZ-NH1	6.69	123.64	120.30
1	3q	58	THR	CA-CB-CG2	-6.69	103.03	112.40
1	5p	154	ARG	NH1-CZ-NH2	-6.69	112.04	119.40
1	8p	152	ASP	CB-CG-OD2	6.69	124.32	118.30
1	9P	145	TYR	CG-CD2-CE2	-6.69	115.95	121.30
1	11	100	ARG	NE-CZ-NH2	-6.69	116.95	120.30
1	fU	40	PHE	CB-CG-CD1	-6.69	116.12	120.80
1	q	110	THR	CA-CB-CG2	6.69	121.76	112.40
1	gZ	184	TRP	CG-CD1-NE1	-6.69	103.41	110.10
1	hx	82	ARG	NE-CZ-NH1	6.69	123.64	120.30
1	hy	163	ASP	CB-CG-OD1	6.69	124.32	118.30
1	ik	184	TRP	CG-CD1-NE1	-6.69	103.41	110.10
1	kl	205	LEU	C-N-CA	6.69	136.34	122.30
1	ll	117	TRP	CB-CG-CD1	-6.69	118.31	127.00
1	ln	100	ARG	NE-CZ-NH2	6.69	123.64	120.30
1	2s	152	ASP	CB-CG-OD2	-6.69	112.28	118.30
1	57	143	ARG	NE-CZ-NH2	-6.69	116.96	120.30
1	6g	162	ARG	NE-CZ-NH1	6.69	123.64	120.30
1	7U	27	VAL	CA-CB-CG2	-6.69	100.87	110.90
1	9d	145	TYR	CB-CG-CD2	-6.69	116.99	121.00
1	aw	6	LEU	CB-CG-CD2	6.69	122.37	111.00
1	m	161	PHE	CB-CG-CD2	6.69	125.48	120.80
1	gz	24	VAL	CA-CB-CG2	-6.69	100.87	110.90
1	hw	97	ARG	NE-CZ-NH2	-6.69	116.96	120.30
1	kp	18	ARG	NE-CZ-NH2	-6.69	116.96	120.30
1	2W	40	PHE	CB-CG-CD1	6.69	125.48	120.80
1	3g	164	TYR	CB-CG-CD1	-6.69	116.99	121.00
1	3i	185	MET	CG-SD-CE	-6.69	89.50	100.20
1	6e	100	ARG	NH1-CZ-NH2	-6.69	112.05	119.40
1	8X	154	ARG	NH1-CZ-NH2	-6.69	112.05	119.40
1	aL	163	ASP	CB-CG-OD1	6.69	124.32	118.30
1	b4	132	ARG	NH1-CZ-NH2	-6.69	112.05	119.40
1	cr	132	ARG	NE-CZ-NH1	6.69	123.64	120.30
1	dV	214	MET	CG-SD-CE	-6.69	89.50	100.20

Continued on next page...

Continued from previous page...

Mol	Chain	Res	Type	Atoms	Z	Observed(°)	Ideal(°)
1	el	145	TYR	CB-CG-CD2	6.69	125.01	121.00
1	gO	143	ARG	NH1-CZ-NH2	-6.68	112.05	119.40
1	hv	47	ALA	O-C-N	-6.68	112.00	122.70
1	hV	6	LEU	O-C-N	-6.68	112.00	122.70
1	hV	145	TYR	CD1-CG-CD2	6.68	125.25	117.90
1	i7	54	THR	CA-CB-CG2	6.68	121.76	112.40
1	kK	200	THR	CA-CB-CG2	-6.68	103.04	112.40
1	lz	173	ARG	NE-CZ-NH1	6.68	123.64	120.30
1	lF	32	PHE	CZ-CE2-CD2	-6.68	112.08	120.10
1	2I	215	MET	CG-SD-CE	-6.68	89.50	100.20
1	53	119	THR	CA-CB-CG2	-6.68	103.04	112.40
1	5T	7	GLN	N-CA-CB	6.68	122.63	110.60
1	5Y	154	ARG	NE-CZ-NH1	6.68	123.64	120.30
1	6l	80	TRP	CG-CD1-NE1	-6.68	103.42	110.10
1	7c	107	THR	CA-CB-CG2	-6.68	103.04	112.40
1	7K	173	ARG	NE-CZ-NH1	6.68	123.64	120.30
1	8e	169	TYR	CG-CD2-CE2	-6.68	115.95	121.30
1	9H	164	TYR	CB-CG-CD1	-6.68	116.99	121.00
1	9P	117	TRP	CH2-CZ2-CE2	6.68	124.08	117.40
1	16	51	ASP	CB-CG-OD1	6.68	124.32	118.30
1	1	23	TRP	CD1-CG-CD2	6.68	111.65	106.30
1	gp	66	MET	CG-SD-CE	-6.68	89.51	100.20
1	1M	32	PHE	CB-CG-CD2	6.68	125.48	120.80
1	iq	148	THR	N-CA-CB	6.68	123.00	110.30
1	j5	37	ILE	CA-C-N	6.68	135.81	117.10
1	jK	162	ARG	NE-CZ-NH1	6.68	123.64	120.30
1	kx	27	VAL	CA-CB-CG2	-6.68	100.88	110.90
1	lt	103	ASP	CB-CG-OD2	-6.68	112.28	118.30
1	lJ	39	MET	CG-SD-CE	-6.68	89.51	100.20
1	2y	165	VAL	CA-CB-CG1	6.68	120.92	110.90
1	2S	162	ARG	NH1-CZ-NH2	6.68	126.75	119.40
1	4R	215	MET	CG-SD-CE	-6.68	89.51	100.20
1	5K	103	ASP	CB-CG-OD1	6.68	124.31	118.30
1	7q	178	SER	N-CA-CB	6.68	120.53	110.50
1	7B	164	TYR	CG-CD2-CE2	6.68	126.65	121.30
1	7S	81	ASP	CB-CG-OD1	-6.68	112.28	118.30
1	8m	16	SER	N-CA-CB	6.68	120.52	110.50
1	8J	39	MET	CG-SD-CE	-6.68	89.51	100.20
1	a1	173	ARG	NE-CZ-NH2	6.68	123.64	120.30
1	aK	164	TYR	CB-CG-CD1	-6.68	116.99	121.00
1	bD	175	GLU	OE1-CD-OE2	-6.68	115.28	123.30
1	bM	130	TYR	CB-CG-CD2	-6.68	116.99	121.00

Continued on next page...

Continued from previous page...

Mol	Chain	Res	Type	Atoms	Z	Observed(°)	Ideal(°)
1	cD	169	TYR	CG-CD2-CE2	6.68	126.65	121.30
1	cM	162	ARG	NE-CZ-NH2	-6.68	116.96	120.30
1	fO	164	TYR	CB-CA-C	6.68	123.77	110.40
1	y	159	GLU	OE1-CD-OE2	-6.68	115.28	123.30
1	i7	32	PHE	CB-CG-CD2	-6.68	116.12	120.80
1	lc	164	TYR	CG-CD1-CE1	-6.68	115.95	121.30
1	4h	40	PHE	CB-CG-CD1	-6.68	116.12	120.80
1	aj	88	ALA	N-CA-CB	-6.68	100.75	110.10
1	12	169	TYR	CB-CG-CD1	-6.68	116.99	121.00
1	aX	130	TYR	CB-CG-CD2	6.68	125.01	121.00
1	hH	107	THR	CA-CB-CG2	-6.68	103.05	112.40
1	hR	229	ARG	NH1-CZ-NH2	-6.68	112.05	119.40
1	ik	32	PHE	CB-CG-CD1	-6.68	116.12	120.80
1	il	167	ARG	NH1-CZ-NH2	-6.68	112.05	119.40
1	ip	161	PHE	CB-CG-CD1	-6.68	116.12	120.80
1	ld	32	PHE	CB-CG-CD2	-6.68	116.12	120.80
1	3y	145	TYR	CG-CD2-CE2	-6.68	115.96	121.30
1	3X	6	LEU	CB-CG-CD1	-6.68	99.64	111.00
1	3Y	164	TYR	CB-CG-CD1	-6.68	116.99	121.00
1	5n	75	GLU	OE1-CD-OE2	-6.68	115.28	123.30
1	5V	164	TYR	CB-CG-CD2	6.68	125.01	121.00
1	6i	117	TRP	CB-CG-CD1	-6.68	118.32	127.00
1	6n	100	ARG	NE-CZ-NH1	6.68	123.64	120.30
1	8j	68	MET	CG-SD-CE	6.68	110.89	100.20
1	9G	204	ALA	N-CA-CB	-6.68	100.75	110.10
1	a9	76	GLU	OE1-CD-OE2	-6.68	115.29	123.30
1	bJ	24	VAL	CA-CB-CG1	6.68	120.92	110.90
1	fS	167	ARG	NE-CZ-NH1	6.68	123.64	120.30
1	ht	111	LEU	CB-CG-CD1	6.68	122.35	111.00
1	36	169	TYR	CB-CG-CD1	6.68	125.01	121.00
1	3j	31	ALA	N-CA-CB	6.68	119.45	110.10
1	3B	169	TYR	CG-CD1-CE1	-6.68	115.96	121.30
1	3C	148	THR	CA-CB-CG2	-6.68	103.05	112.40
1	3L	166	ASP	CB-CG-OD2	-6.68	112.29	118.30
1	5n	119	THR	CA-CB-CG2	-6.68	103.05	112.40
1	7E	211	LEU	CB-CG-CD2	6.68	122.35	111.00
1	bq	185	MET	CG-SD-CE	-6.68	89.52	100.20
1	1j	100	ARG	NE-CZ-NH2	6.68	123.64	120.30
1	eP	145	TYR	CB-CG-CD1	6.68	125.01	121.00
1	fa	167	ARG	NE-CZ-NH2	-6.68	116.96	120.30
1	fx	215	MET	CG-SD-CE	-6.68	89.52	100.20
1	gi	22	ALA	CB-CA-C	-6.68	100.09	110.10

Continued on next page...

Continued from previous page...

Mol	Chain	Res	Type	Atoms	Z	Observed(°)	Ideal(°)
1	gt	185	MET	CG-SD-CE	-6.68	89.52	100.20
1	ho	132	ARG	NE-CZ-NH1	6.68	123.64	120.30
1	hW	32	PHE	CB-CG-CD2	6.68	125.47	120.80
1	jf	162	ARG	NE-CZ-NH2	-6.68	116.96	120.30
1	jh	145	TYR	CB-CG-CD1	6.68	125.00	121.00
1	l6	208	ALA	CB-CA-C	6.68	120.11	110.10
1	le	4	GLN	CB-CA-C	6.68	123.75	110.40
1	lL	100	ARG	NE-CZ-NH1	6.68	123.64	120.30
1	4j	83	LEU	O-C-N	-6.68	112.02	122.70
1	7Z	38	PRO	N-CA-CB	6.68	111.31	103.30
1	84	81	ASP	CB-CG-OD2	-6.68	112.29	118.30
1	c9	143	ARG	NE-CZ-NH2	-6.68	116.96	120.30
1	cA	173	ARG	NE-CZ-NH1	-6.68	116.96	120.30
1	cW	88	ALA	N-CA-CB	-6.68	100.75	110.10
1	dw	132	ARG	NE-CZ-NH1	6.68	123.64	120.30
1	fQ	63	GLN	N-CA-CB	-6.68	98.58	110.60
1	L	214	MET	CG-SD-CE	-6.68	89.52	100.20
1	gC	40	PHE	CB-CG-CD2	6.67	125.47	120.80
1	hR	161	PHE	CB-CG-CD1	-6.67	116.13	120.80
1	ix	185	MET	CG-SD-CE	-6.67	89.52	100.20
1	iM	103	ASP	CB-CG-OD2	6.67	124.31	118.30
1	jI	173	ARG	NE-CZ-NH2	-6.67	116.96	120.30
1	lM	161	PHE	CB-CG-CD1	-6.67	116.13	120.80
1	2Q	161	PHE	CB-CG-CD1	6.67	125.47	120.80
1	3o	154	ARG	NH1-CZ-NH2	-6.67	112.06	119.40
1	4w	11	VAL	CG1-CB-CG2	-6.67	100.22	110.90
1	55	103	ASP	CB-CG-OD1	6.67	124.31	118.30
1	5B	163	ASP	CB-CA-C	6.67	123.75	110.40
1	ab	97	ARG	NE-CZ-NH1	6.67	123.64	120.30
1	aD	162	ARG	NE-CZ-NH2	-6.67	116.96	120.30
1	aR	107	THR	N-CA-CB	6.67	122.98	110.30
1	cV	29	GLU	N-CA-CB	-6.67	98.58	110.60
1	dn	149	SER	N-CA-C	-6.67	92.98	111.00
1	eu	30	LYS	C-N-CA	6.67	138.39	121.70
1	fe	154	ARG	NH1-CZ-NH2	-6.67	112.06	119.40
1	fo	209	ALA	CB-CA-C	-6.67	100.09	110.10
1	fr	173	ARG	NE-CZ-NH2	-6.67	116.96	120.30
1	fK	97	ARG	NE-CZ-NH2	6.67	123.64	120.30
1	g2	214	MET	CG-SD-CE	-6.67	89.52	100.20
1	gw	72	THR	N-CA-CB	6.67	122.98	110.30
1	jp	164	TYR	CB-CG-CD2	-6.67	117.00	121.00
1	65	214	MET	CG-SD-CE	-6.67	89.52	100.20

Continued on next page...

Continued from previous page...

Mol	Chain	Res	Type	Atoms	Z	Observed(°)	Ideal(°)
1	8e	119	THR	N-CA-CB	6.67	122.98	110.30
1	9M	82	ARG	NE-CZ-NH2	-6.67	116.96	120.30
1	c3	148	THR	N-CA-CB	6.67	122.98	110.30
1	fw	18	ARG	NH1-CZ-NH2	-6.67	112.06	119.40
1	g5	169	TYR	CZ-CE2-CD2	-6.67	113.79	119.80
1	i6	56	LEU	CB-CG-CD2	6.67	122.34	111.00
1	1T	152	ASP	CB-CG-OD2	6.67	124.30	118.30
1	kd	168	PHE	CB-CG-CD1	-6.67	116.13	120.80
1	l4	145	TYR	CB-CG-CD2	-6.67	117.00	121.00
1	3B	130	TYR	CB-CG-CD2	6.67	125.00	121.00
1	4p	229	ARG	NE-CZ-NH2	6.67	123.64	120.30
1	4u	40	PHE	CB-CG-CD1	6.67	125.47	120.80
1	75	168	PHE	CG-CD1-CE1	6.67	128.14	120.80
1	8c	173	ARG	NE-CZ-NH2	-6.67	116.96	120.30
1	8G	168	PHE	CB-CG-CD2	-6.67	116.13	120.80
1	9n	168	PHE	CB-CG-CD1	6.67	125.47	120.80
1	cq	132	ARG	NE-CZ-NH1	6.67	123.64	120.30
1	dr	229	ARG	NE-CZ-NH2	-6.67	116.97	120.30
1	en	215	MET	CG-SD-CE	-6.67	89.53	100.20
1	fv	103	ASP	CB-CG-OD1	-6.67	112.30	118.30
1	h0	24	VAL	O-C-N	-6.67	112.03	122.70
1	jr	10	MET	CG-SD-CE	-6.67	89.53	100.20
1	2F	145	TYR	CB-CG-CD2	6.67	125.00	121.00
1	2G	143	ARG	NH1-CZ-NH2	-6.67	112.06	119.40
1	3C	100	ARG	NE-CZ-NH2	-6.67	116.97	120.30
1	7O	86	VAL	CA-CB-CG1	6.67	120.91	110.90
1	bg	162	ARG	NE-CZ-NH1	6.67	123.64	120.30
1	17	194	ALA	N-CA-CB	6.67	119.44	110.10
1	du	218	CYS	O-C-N	-6.67	112.03	122.70
1	e4	100	ARG	CB-CA-C	6.67	123.74	110.40
1	hB	130	TYR	CB-CG-CD1	6.67	125.00	121.00
1	iF	168	PHE	CB-CG-CD1	6.67	125.47	120.80
1	3q	163	ASP	CB-CG-OD1	6.67	124.30	118.30
1	3v	229	ARG	NE-CZ-NH1	6.67	123.63	120.30
1	5F	18	ARG	NE-CZ-NH2	-6.67	116.97	120.30
1	7P	118	MET	CG-SD-CE	-6.67	89.53	100.20
1	87	164	TYR	CG-CD2-CE2	6.67	126.63	121.30
1	9W	82	ARG	NE-CZ-NH1	6.67	123.63	120.30
1	b6	186	THR	CA-CB-CG2	6.67	121.74	112.40
1	bB	164	TYR	CB-CG-CD1	-6.67	117.00	121.00
1	cs	142	VAL	CA-CB-CG2	-6.67	100.90	110.90
1	dq	217	ALA	N-CA-CB	6.67	119.44	110.10

Continued on next page...

Continued from previous page...

Mol	Chain	Res	Type	Atoms	Z	Observed(°)	Ideal(°)
1	e0	200	THR	CA-CB-CG2	-6.67	103.06	112.40
1	eZ	81	ASP	CB-CG-OD2	6.67	124.30	118.30
1	hQ	81	ASP	CB-CG-OD2	6.67	124.30	118.30
1	iG	11	VAL	CA-CB-CG2	6.67	120.90	110.90
1	jM	112	GLN	CG-CD-OE1	6.67	134.94	121.60
1	k1	38	PRO	CA-N-CD	-6.67	102.17	111.50
1	2z	167	ARG	NE-CZ-NH2	-6.67	116.97	120.30
1	3M	214	MET	CG-SD-CE	-6.67	89.53	100.20
1	5m	169	TYR	CB-CG-CD2	-6.67	117.00	121.00
1	6l	173	ARG	NE-CZ-NH1	6.67	123.63	120.30
1	6C	173	ARG	NE-CZ-NH2	-6.67	116.97	120.30
1	7E	145	TYR	CG-CD1-CE1	-6.67	115.97	121.30
1	8R	75	GLU	OE1-CD-OE2	-6.67	115.30	123.30
1	bH	154	ARG	NE-CZ-NH2	-6.67	116.97	120.30
1	bV	161	PHE	CB-CG-CD1	-6.67	116.13	120.80
1	bW	132	ARG	NE-CZ-NH2	-6.67	116.97	120.30
1	bY	214	MET	CG-SD-CE	-6.67	89.53	100.20
1	cH	152	ASP	CB-CG-OD1	6.67	124.30	118.30
1	dW	174	ALA	N-CA-CB	-6.67	100.77	110.10
1	ee	143	ARG	NE-CZ-NH1	6.67	123.63	120.30
1	gb	80	TRP	CB-CG-CD1	6.67	135.66	127.00
1	hC	133	TRP	CE2-CD2-CG	-6.67	101.97	107.30
1	3F	175	GLU	OE1-CD-OE2	-6.67	115.30	123.30
1	3H	184	TRP	CB-CG-CD1	-6.67	118.33	127.00
1	42	96	MET	CG-SD-CE	-6.67	89.54	100.20
1	5u	97	ARG	NE-CZ-NH1	6.67	123.63	120.30
1	5M	168	PHE	CB-CG-CD1	-6.67	116.13	120.80
1	aE	130	TYR	CB-CG-CD1	6.67	125.00	121.00
1	bB	183	ASN	CB-CG-OD1	6.67	134.93	121.60
1	cq	97	ARG	NE-CZ-NH1	6.67	123.63	120.30
1	S	32	PHE	CB-CG-CD2	6.67	125.47	120.80
1	W	184	TRP	CH2-CZ2-CE2	6.67	124.06	117.40
1	hL	145	TYR	CB-CG-CD1	6.66	125.00	121.00
1	iE	164	TYR	CB-CG-CD1	-6.66	117.00	121.00
1	jO	32	PHE	CB-CG-CD1	6.66	125.46	120.80
1	ly	127	GLY	O-C-N	-6.66	112.04	122.70
1	2p	130	TYR	CB-CG-CD1	6.66	125.00	121.00
1	3g	154	ARG	N-CA-CB	6.66	122.59	110.60
1	45	229	ARG	NE-CZ-NH2	-6.66	116.97	120.30
1	as	51	ASP	CB-CG-OD1	6.66	124.30	118.30
1	aL	197	ASP	CB-CG-OD2	6.66	124.30	118.30
1	bM	82	ARG	NE-CZ-NH1	6.66	123.63	120.30

Continued on next page...

Continued from previous page...

Mol	Chain	Res	Type	Atoms	Z	Observed(°)	Ideal(°)
1	cb	80	TRP	CD1-CG-CD2	-6.66	100.97	106.30
1	cP	7	GLN	O-C-N	-6.66	111.87	123.20
1	ev	184	TRP	CD1-CG-CD2	-6.66	100.97	106.30
1	eH	16	SER	N-CA-CB	6.66	120.50	110.50
1	fQ	230	VAL	CA-CB-CG1	6.66	120.89	110.90
1	a	185	MET	CG-SD-CE	-6.66	89.54	100.20
1	f	167	ARG	NE-CZ-NH1	6.66	123.63	120.30
1	C	117	TRP	CG-CD2-CE3	-6.66	127.90	133.90
1	kv	96	MET	CG-SD-CE	-6.66	89.54	100.20
1	3C	72	THR	CA-CB-CG2	-6.66	103.07	112.40
1	4k	82	ARG	CD-NE-CZ	6.66	132.93	123.60
1	4X	230	VAL	CA-CB-CG2	-6.66	100.91	110.90
1	5h	143	ARG	NE-CZ-NH2	-6.66	116.97	120.30
1	6G	69	LEU	CB-CG-CD1	6.66	122.33	111.00
1	7f	45	GLU	OE1-CD-OE2	-6.66	115.31	123.30
1	7j	214	MET	CA-CB-CG	6.66	124.62	113.30
1	9L	51	ASP	CB-CG-OD1	6.66	124.30	118.30
1	am	42	ALA	CB-CA-C	-6.66	100.11	110.10
1	eA	128	GLU	OE1-CD-OE2	-6.66	115.31	123.30
1	eO	229	ARG	NE-CZ-NH2	6.66	123.63	120.30
1	3F	97	ARG	NE-CZ-NH2	-6.66	116.97	120.30
1	4e	110	THR	CA-CB-CG2	-6.66	103.08	112.40
1	5h	86	VAL	O-C-N	-6.66	112.04	122.70
1	6I	23	TRP	CB-CG-CD2	6.66	135.26	126.60
1	7p	103	ASP	CB-CG-OD1	6.66	124.30	118.30
1	7E	38	PRO	O-C-N	-6.66	112.04	122.70
1	7U	57	ASN	O-C-N	-6.66	112.04	122.70
1	c1	14	ALA	N-CA-CB	6.66	119.42	110.10
1	dF	32	PHE	CB-CG-CD1	6.66	125.46	120.80
1	d	30	LYS	N-CA-CB	6.66	122.59	110.60
1	iv	30	LYS	O-C-N	-6.66	112.05	122.70
1	iP	110	THR	N-CA-CB	6.66	122.95	110.30
1	iT	51	ASP	CB-CG-OD1	6.66	124.29	118.30
1	j7	171	THR	CA-CB-CG2	-6.66	103.08	112.40
1	k8	82	ARG	NH1-CZ-NH2	-6.66	112.08	119.40
1	kT	169	TYR	CZ-CE2-CD2	6.66	125.79	119.80
1	kZ	161	PHE	CB-CG-CD2	6.66	125.46	120.80
1	l1	80	TRP	CD1-NE1-CE2	6.66	114.99	109.00
1	l6	32	PHE	CB-CG-CD2	-6.66	116.14	120.80
1	lE	23	TRP	CB-CG-CD2	6.66	135.26	126.60
1	3m	229	ARG	NE-CZ-NH2	-6.66	116.97	120.30
1	3s	145	TYR	CG-CD1-CE1	-6.66	115.97	121.30

Continued on next page...

Continued from previous page...

Mol	Chain	Res	Type	Atoms	Z	Observed(°)	Ideal(°)
1	3X	185	MET	CG-SD-CE	-6.66	89.55	100.20
1	48	81	ASP	CB-CG-OD1	6.66	124.29	118.30
1	5j	28	GLU	N-CA-CB	6.66	122.58	110.60
1	5y	40	PHE	CB-CG-CD2	-6.66	116.14	120.80
1	5L	132	ARG	NE-CZ-NH2	6.66	123.63	120.30
1	5W	162	ARG	NE-CZ-NH2	6.66	123.63	120.30
1	60	161	PHE	CB-CG-CD1	6.66	125.46	120.80
1	6f	154	ARG	NE-CZ-NH1	6.66	123.63	120.30
1	7G	24	VAL	CG1-CB-CG2	-6.66	100.25	110.90
1	84	100	ARG	NE-CZ-NH1	6.66	123.63	120.30
1	8i	34	PRO	N-CA-C	6.66	129.41	112.10
1	a5	173	ARG	NE-CZ-NH1	6.66	123.63	120.30
1	a7	145	TYR	CG-CD1-CE1	-6.66	115.97	121.30
1	dI	209	ALA	CB-CA-C	-6.66	100.11	110.10
1	fC	54	THR	CA-CB-CG2	6.66	121.72	112.40
1	iW	66	MET	CG-SD-CE	-6.66	89.55	100.20
1	30	214	MET	CG-SD-CE	-6.66	89.55	100.20
1	3j	164	TYR	CB-CG-CD2	-6.66	117.01	121.00
1	5A	162	ARG	NE-CZ-NH1	6.66	123.63	120.30
1	x	97	ARG	NH1-CZ-NH2	-6.66	112.08	119.40
1	ic	103	ASP	CB-CG-OD2	6.66	124.29	118.30
1	kD	173	ARG	NH1-CZ-NH2	-6.66	112.08	119.40
1	lk	229	ARG	NE-CZ-NH2	-6.66	116.97	120.30
1	lw	118	MET	CG-SD-CE	-6.66	89.55	100.20
1	4c	163	ASP	CB-CG-OD2	6.66	124.29	118.30
1	4x	81	ASP	CB-CG-OD1	6.66	124.29	118.30
1	8j	71	GLU	OE1-CD-OE2	-6.66	115.31	123.30
1	9k	154	ARG	NE-CZ-NH2	-6.66	116.97	120.30
1	ao	185	MET	CG-SD-CE	-6.66	89.55	100.20
1	cc	143	ARG	NE-CZ-NH1	6.66	123.63	120.30
1	cL	128	GLU	CG-CD-OE1	6.66	131.61	118.30
1	d9	103	ASP	CB-CG-OD1	6.66	124.29	118.30
1	e9	34	PRO	N-CA-CB	6.66	111.29	103.30
1	eJ	197	ASP	CB-CG-OD2	-6.66	112.31	118.30
1	eZ	100	ARG	NE-CZ-NH1	6.66	123.63	120.30
1	i	181	VAL	CA-CB-CG2	-6.66	100.92	110.90
1	P	40	PHE	CB-CG-CD2	6.66	125.46	120.80
1	gB	159	GLU	OE1-CD-OE2	-6.65	115.32	123.30
1	gM	162	ARG	NE-CZ-NH2	6.65	123.63	120.30
1	h8	97	ARG	NE-CZ-NH1	6.65	123.63	120.30
1	lN	51	ASP	CB-CG-OD1	-6.65	112.31	118.30
1	2l	23	TRP	CB-CG-CD1	-6.65	118.35	127.00

Continued on next page...

Continued from previous page...

Mol	Chain	Res	Type	Atoms	Z	Observed(°)	Ideal(°)
1	38	82	ARG	NH1-CZ-NH2	-6.65	112.08	119.40
1	5B	31	ALA	CB-CA-C	6.65	120.08	110.10
1	7e	191	VAL	CA-CB-CG1	-6.65	100.92	110.90
1	9d	229	ARG	NE-CZ-NH1	6.65	123.63	120.30
1	9R	167	ARG	NE-CZ-NH2	-6.65	116.97	120.30
1	bI	229	ARG	NE-CZ-NH2	-6.65	116.97	120.30
1	1d	132	ARG	NH1-CZ-NH2	-6.65	112.08	119.40
1	ci	30	LYS	O-C-N	-6.65	112.05	122.70
1	gj	5	ASN	N-CA-CB	6.65	122.58	110.60
1	gl	66	MET	CG-SD-CE	-6.65	89.56	100.20
1	hj	82	ARG	NH1-CZ-NH2	-6.65	112.08	119.40
1	hv	86	VAL	CG1-CB-CG2	-6.65	100.25	110.90
1	ir	64	ALA	CB-CA-C	-6.65	100.12	110.10
1	24	161	PHE	CB-CG-CD2	-6.65	116.14	120.80
1	3i	169	TYR	CB-CG-CD2	6.65	124.99	121.00
1	3w	162	ARG	CD-NE-CZ	6.65	132.91	123.60
1	4G	168	PHE	CB-CG-CD1	6.65	125.46	120.80
1	5q	164	TYR	CB-CG-CD2	6.65	124.99	121.00
1	6O	18	ARG	NE-CZ-NH2	6.65	123.63	120.30
1	78	138	LEU	CB-CG-CD1	6.65	122.31	111.00
1	8i	169	TYR	CB-CG-CD1	-6.65	117.01	121.00
1	8t	107	THR	CA-CB-CG2	-6.65	103.09	112.40
1	92	86	VAL	CA-CB-CG2	-6.65	100.92	110.90
1	9s	197	ASP	CB-CG-OD1	6.65	124.29	118.30
1	9O	185	MET	CG-SD-CE	-6.65	89.56	100.20
1	a0	55	MET	CG-SD-CE	-6.65	89.56	100.20
1	aZ	173	ARG	NE-CZ-NH2	-6.65	116.97	120.30
1	bp	229	ARG	NH1-CZ-NH2	-6.65	112.08	119.40
1	dW	100	ARG	O-C-N	-6.65	111.89	123.20
1	er	100	ARG	NE-CZ-NH1	6.65	123.63	120.30
1	fP	118	MET	CG-SD-CE	6.65	110.84	100.20
1	j	132	ARG	NE-CZ-NH1	6.65	123.63	120.30
1	h0	169	TYR	CG-CD1-CE1	6.65	126.62	121.30
1	j0	168	PHE	CB-CG-CD1	6.65	125.46	120.80
1	lw	55	MET	CG-SD-CE	-6.65	89.56	100.20
1	2R	169	TYR	CD1-CG-CD2	6.65	125.22	117.90
1	4X	66	MET	O-C-N	-6.65	112.06	122.70
1	4X	72	THR	O-C-N	-6.65	112.06	122.70
1	52	169	TYR	CG-CD1-CE1	6.65	126.62	121.30
1	5a	145	TYR	CB-CG-CD2	-6.65	117.01	121.00
1	5A	154	ARG	NE-CZ-NH2	-6.65	116.97	120.30
1	6c	28	GLU	OE1-CD-OE2	-6.65	115.32	123.30

Continued on next page...

Continued from previous page...

Mol	Chain	Res	Type	Atoms	Z	Observed(°)	Ideal(°)
1	6e	126	VAL	CA-CB-CG2	-6.65	100.92	110.90
1	6q	229	ARG	NE-CZ-NH2	6.65	123.62	120.30
1	6y	125	PRO	N-CA-CB	-6.65	95.28	102.60
1	6E	26	VAL	CA-CB-CG1	6.65	120.88	110.90
1	9h	173	ARG	NE-CZ-NH1	6.65	123.62	120.30
1	9n	143	ARG	NE-CZ-NH2	-6.65	116.97	120.30
1	a3	167	ARG	NE-CZ-NH2	6.65	123.62	120.30
1	ac	133	TRP	CD1-NE1-CE2	-6.65	103.02	109.00
1	13	97	ARG	NH1-CZ-NH2	-6.65	112.08	119.40
1	bN	18	ARG	NE-CZ-NH1	6.65	123.62	120.30
1	cB	80	TRP	CB-CG-CD2	6.65	135.24	126.60
1	cB	167	ARG	NE-CZ-NH2	-6.65	116.97	120.30
1	du	161	PHE	CB-CG-CD2	6.65	125.45	120.80
1	ek	231	LEU	CB-CG-CD2	6.65	122.31	111.00
1	g5	110	THR	CA-CB-CG2	-6.65	103.09	112.40
1	e	81	ASP	CB-CG-OD1	6.65	124.28	118.30
1	L	11	VAL	CA-CB-CG1	6.65	120.88	110.90
1	W	229	ARG	NH1-CZ-NH2	-6.65	112.08	119.40
1	gR	162	ARG	NH1-CZ-NH2	6.65	126.71	119.40
1	hQ	32	PHE	CB-CG-CD2	6.65	125.45	120.80
1	kX	79	GLU	OE1-CD-OE2	-6.65	115.32	123.30
1	l4	189	LEU	CB-CG-CD1	6.65	122.30	111.00
1	2p	132	ARG	NH1-CZ-NH2	-6.65	112.09	119.40
1	4S	173	ARG	NE-CZ-NH2	-6.65	116.97	120.30
1	92	152	ASP	CB-CG-OD1	6.65	124.28	118.30
1	9c	109	SER	N-CA-CB	6.65	120.47	110.50
1	aG	40	PHE	CB-CG-CD1	6.65	125.45	120.80
1	d0	163	ASP	O-C-N	-6.65	112.06	122.70
1	dB	145	TYR	CB-CG-CD2	-6.65	117.01	121.00
1	1m	169	TYR	CG-CD1-CE1	-6.65	115.98	121.30
1	dY	131	LYS	CA-CB-CG	6.65	128.03	113.40
1	hz	229	ARG	NE-CZ-NH2	-6.65	116.98	120.30
1	jq	40	PHE	CB-CG-CD1	-6.65	116.15	120.80
1	lQ	23	TRP	CH2-CZ2-CE2	6.65	124.05	117.40
1	2w	97	ARG	NH1-CZ-NH2	-6.65	112.09	119.40
1	3b	154	ARG	NE-CZ-NH1	6.65	123.62	120.30
1	3F	152	ASP	CB-CG-OD1	6.65	124.28	118.30
1	8V	226	HIS	CA-CB-CG	6.65	124.90	113.60
1	93	197	ASP	CB-CG-OD2	6.65	124.28	118.30
1	aF	12	HIS	N-CA-CB	6.65	122.56	110.60
1	bo	169	TYR	CB-CG-CD2	-6.65	117.01	121.00
1	by	168	PHE	CB-CG-CD1	6.65	125.45	120.80

Continued on next page...

Continued from previous page...

Mol	Chain	Res	Type	Atoms	Z	Observed(°)	Ideal(°)
1	bH	130	TYR	CZ-CE2-CD2	6.65	125.78	119.80
1	c1	168	PHE	CZ-CE2-CD2	-6.65	112.12	120.10
1	1c	11	VAL	CG1-CB-CG2	6.65	121.54	110.90
1	cO	214	MET	CG-SD-CE	-6.65	89.56	100.20
1	1n	132	ARG	NE-CZ-NH1	-6.65	116.98	120.30
1	eC	2	ILE	O-C-N	-6.65	112.06	122.70
1	eJ	83	LEU	CB-CG-CD2	-6.65	99.70	111.00
1	eN	51	ASP	CB-CG-OD2	-6.65	112.32	118.30
1	w	10	MET	CG-SD-CE	-6.65	89.56	100.20
1	hr	142	VAL	CG1-CB-CG2	-6.65	100.27	110.90
1	jG	97	ARG	NE-CZ-NH1	6.65	123.62	120.30
1	49	32	PHE	CB-CG-CD2	6.65	125.45	120.80
1	4J	23	TRP	CD1-CG-CD2	6.65	111.62	106.30
1	6E	100	ARG	NE-CZ-NH1	6.65	123.62	120.30
1	7k	143	ARG	NE-CZ-NH1	-6.65	116.98	120.30
1	bM	229	ARG	NE-CZ-NH2	-6.65	116.98	120.30
1	gk	164	TYR	CB-CG-CD2	6.64	124.99	121.00
1	gJ	100	ARG	NE-CZ-NH1	6.64	123.62	120.30
1	h4	130	TYR	CG-CD2-CE2	-6.64	115.98	121.30
1	hd	66	MET	CG-SD-CE	-6.64	89.57	100.20
1	lk	11	VAL	CG1-CB-CG2	-6.64	100.27	110.90
1	31	18	ARG	NE-CZ-NH1	-6.64	116.98	120.30
1	3h	132	ARG	NE-CZ-NH2	-6.64	116.98	120.30
1	3U	100	ARG	NE-CZ-NH1	6.64	123.62	120.30
1	50	40	PHE	CB-CG-CD2	-6.64	116.15	120.80
1	6X	32	PHE	CB-CG-CD1	6.64	125.45	120.80
1	7i	132	ARG	NE-CZ-NH2	-6.64	116.98	120.30
1	bK	154	ARG	NE-CZ-NH1	6.64	123.62	120.30
1	c1	82	ARG	NE-CZ-NH2	6.64	123.62	120.30
1	dq	143	ARG	NE-CZ-NH1	6.64	123.62	120.30
1	du	188	THR	CA-CB-CG2	-6.64	103.10	112.40
1	ex	15	ILE	CA-CB-CG1	6.64	123.63	111.00
1	f0	186	THR	CA-CB-CG2	-6.64	103.10	112.40
1	0	27	VAL	CA-CB-CG2	-6.64	100.93	110.90
1	T	123	PRO	O-C-N	-6.64	112.07	122.70
1	hn	145	TYR	CB-CG-CD2	6.64	124.99	121.00
1	iM	132	ARG	NE-CZ-NH2	6.64	123.62	120.30
1	j4	228	ALA	N-CA-CB	-6.64	100.80	110.10
1	26	215	MET	CG-SD-CE	-6.64	89.57	100.20
1	2e	166	ASP	CB-CG-OD1	-6.64	112.32	118.30
1	2w	132	ARG	NE-CZ-NH1	6.64	123.62	120.30
1	7V	18	ARG	NE-CZ-NH2	-6.64	116.98	120.30

Continued on next page...

Continued from previous page...

Mol	Chain	Res	Type	Atoms	Z	Observed(°)	Ideal(°)
1	80	32	PHE	CB-CG-CD2	6.64	125.45	120.80
1	bG	130	TYR	CG-CD1-CE1	-6.64	115.99	121.30
1	bN	51	ASP	CB-CG-OD1	6.64	124.28	118.30
1	eq	185	MET	CG-SD-CE	-6.64	89.57	100.20
1	A	103	ASP	CB-CG-OD2	6.64	124.28	118.30
1	km	38	PRO	N-CA-CB	6.64	111.27	103.30
1	4P	10	MET	CG-SD-CE	-6.64	89.58	100.20
1	5n	184	TRP	NE1-CE2-CD2	6.64	113.94	107.30
1	8S	163	ASP	CB-CG-OD2	6.64	124.28	118.30
1	ai	159	GLU	OE1-CD-OE2	-6.64	115.33	123.30
1	aO	82	ARG	NE-CZ-NH2	-6.64	116.98	120.30
1	aX	82	ARG	NE-CZ-NH2	6.64	123.62	120.30
1	dy	161	PHE	CG-CD1-CE1	6.64	128.11	120.80
1	dD	145	TYR	CB-CG-CD1	-6.64	117.02	121.00
1	eb	133	TRP	CB-CG-CD1	6.64	135.63	127.00
1	ec	105	ALA	N-CA-CB	-6.64	100.80	110.10
1	eX	119	THR	CA-CB-CG2	-6.64	103.10	112.40
1	f3	173	ARG	NE-CZ-NH1	6.64	123.62	120.30
1	hF	221	VAL	CA-CB-CG2	6.64	120.86	110.90
1	hU	169	TYR	CB-CG-CD2	-6.64	117.02	121.00
1	hZ	132	ARG	NH1-CZ-NH2	-6.64	112.10	119.40
1	kh	58	THR	OG1-CB-CG2	-6.64	94.73	110.00
1	kA	133	TRP	NE1-CE2-CD2	-6.64	100.66	107.30
1	2j	23	TRP	CE3-CZ3-CH2	-6.64	113.90	121.20
1	5y	163	ASP	O-C-N	-6.64	112.08	122.70
1	6a	32	PHE	CB-CG-CD2	-6.64	116.15	120.80
1	6S	173	ARG	NE-CZ-NH2	-6.64	116.98	120.30
1	8N	164	TYR	CG-CD1-CE1	-6.64	115.99	121.30
1	96	187	GLU	N-CA-CB	-6.64	98.65	110.60
1	9u	162	ARG	NE-CZ-NH2	6.64	123.62	120.30
1	bk	229	ARG	NE-CZ-NH2	-6.64	116.98	120.30
1	1v	97	ARG	NE-CZ-NH1	6.64	123.62	120.30
1	fu	169	TYR	CG-CD2-CE2	-6.64	115.99	121.30
1	gZ	193	ASN	CA-CB-CG	-6.64	98.80	113.40
1	ht	51	ASP	CB-CG-OD1	6.64	124.27	118.30
1	iY	81	ASP	CB-CG-OD2	6.64	124.28	118.30
1	kU	132	ARG	NE-CZ-NH1	6.64	123.62	120.30
1	ll	5	ASN	N-CA-CB	6.64	122.55	110.60
1	3d	133	TRP	CB-CG-CD1	6.64	135.63	127.00
1	3w	97	ARG	NE-CZ-NH1	-6.64	116.98	120.30
1	3J	65	ALA	N-CA-CB	-6.64	100.81	110.10
1	3W	173	ARG	NE-CZ-NH2	-6.64	116.98	120.30

Continued on next page...

Continued from previous page...

Mol	Chain	Res	Type	Atoms	Z	Observed(°)	Ideal(°)
1	14	161	PHE	CB-CG-CD1	6.64	125.45	120.80
1	cl	72	THR	N-CA-CB	6.64	122.91	110.30
1	fL	130	TYR	CB-CG-CD1	6.64	124.98	121.00
1	5	18	ARG	NE-CZ-NH1	6.64	123.62	120.30
1	7	165	VAL	CG1-CB-CG2	-6.64	100.28	110.90
1	hi	181	VAL	O-C-N	-6.64	112.08	122.70
1	iy	23	TRP	CA-CB-CG	6.64	126.31	113.70
1	kn	187	GLU	OE1-CD-OE2	-6.64	115.34	123.30
1	kA	82	ARG	NE-CZ-NH1	6.64	123.62	120.30
1	2i	181	VAL	CA-CB-CG2	-6.64	100.94	110.90
1	67	100	ARG	NE-CZ-NH1	6.64	123.62	120.30
1	6o	143	ARG	NE-CZ-NH1	-6.64	116.98	120.30
1	7J	164	TYR	CB-CG-CD2	-6.64	117.02	121.00
1	8v	130	TYR	CG-CD2-CE2	-6.64	115.99	121.30
1	95	36	VAL	CA-CB-CG1	6.64	120.85	110.90
1	9R	18	ARG	NE-CZ-NH1	6.64	123.62	120.30
1	a4	143	ARG	NE-CZ-NH2	-6.64	116.98	120.30
1	bI	133	TRP	CB-CG-CD2	-6.64	117.97	126.60
1	e1	51	ASP	CB-CG-OD2	-6.64	112.33	118.30
1	fw	197	ASP	CB-CG-OD1	6.64	124.27	118.30
1	gd	18	ARG	NE-CZ-NH2	-6.63	116.98	120.30
1	iS	142	VAL	CA-CB-CG2	-6.63	100.95	110.90
1	kb	32	PHE	CB-CG-CD2	-6.63	116.16	120.80
1	4w	14	ALA	N-CA-CB	-6.63	100.81	110.10
1	5A	169	TYR	CG-CD1-CE1	-6.63	115.99	121.30
1	5V	78	ALA	N-CA-CB	-6.63	100.81	110.10
1	6z	132	ARG	NE-CZ-NH2	-6.63	116.98	120.30
1	7F	167	ARG	NE-CZ-NH1	6.63	123.62	120.30
1	8q	18	ARG	NE-CZ-NH1	6.63	123.62	120.30
1	97	133	TRP	CB-CG-CD2	6.63	135.22	126.60
1	9s	18	ARG	NE-CZ-NH2	-6.63	116.98	120.30
1	9N	143	ARG	NE-CZ-NH2	-6.63	116.98	120.30
1	ax	133	TRP	CD1-CG-CD2	6.63	111.61	106.30
1	bY	82	ARG	NE-CZ-NH2	-6.63	116.98	120.30
1	e3	184	TRP	CG-CD2-CE3	-6.63	127.93	133.90
1	ep	105	ALA	N-CA-CB	-6.63	100.81	110.10
1	fK	197	ASP	CB-CG-OD1	-6.63	112.33	118.30
1	1	143	ARG	NE-CZ-NH2	6.63	123.62	120.30
1	gt	143	ARG	NE-CZ-NH2	6.63	123.62	120.30
1	iZ	117	TRP	CD1-NE1-CE2	6.63	114.97	109.00
1	lx	40	PHE	CB-CG-CD2	6.63	125.44	120.80
1	6D	97	ARG	NE-CZ-NH2	-6.63	116.98	120.30

Continued on next page...

Continued from previous page...

Mol	Chain	Res	Type	Atoms	Z	Observed(°)	Ideal(°)
1	6G	48	THR	CA-CB-CG2	-6.63	103.11	112.40
1	78	130	TYR	CD1-CE1-CZ	6.63	125.77	119.80
1	83	31	ALA	CB-CA-C	6.63	120.05	110.10
1	9I	68	MET	CG-SD-CE	-6.63	89.59	100.20
1	9S	132	ARG	NE-CZ-NH1	6.63	123.62	120.30
1	ab	173	ARG	NE-CZ-NH2	-6.63	116.98	120.30
1	1e	167	ARG	NE-CZ-NH2	-6.63	116.98	120.30
1	cU	11	VAL	CG1-CB-CG2	6.63	121.51	110.90
1	eF	171	THR	CA-CB-CG2	-6.63	103.11	112.40
1	eW	169	TYR	CB-CG-CD1	-6.63	117.02	121.00
1	k	229	ARG	O-C-N	-6.63	112.09	122.70
1	hg	164	TYR	CB-CG-CD2	6.63	124.98	121.00
1	hK	103	ASP	CB-CG-OD1	6.63	124.27	118.30
1	jj	161	PHE	CD1-CE1-CZ	-6.63	112.14	120.10
1	jt	86	VAL	CA-CB-CG2	-6.63	100.95	110.90
1	jC	97	ARG	NH1-CZ-NH2	-6.63	112.11	119.40
1	kk	80	TRP	NE1-CE2-CD2	6.63	113.93	107.30
1	2u	66	MET	CG-SD-CE	-6.63	89.59	100.20
1	3b	169	TYR	CB-CG-CD2	6.63	124.98	121.00
1	4a	32	PHE	CB-CG-CD1	6.63	125.44	120.80
1	4y	4	GLN	N-CA-CB	6.63	122.54	110.60
1	5j	143	ARG	NH1-CZ-NH2	-6.63	112.11	119.40
1	7u	167	ARG	NH1-CZ-NH2	-6.63	112.11	119.40
1	7H	165	VAL	CA-CB-CG2	-6.63	100.95	110.90
1	9D	145	TYR	CB-CG-CD2	-6.63	117.02	121.00
1	9F	143	ARG	NE-CZ-NH2	6.63	123.62	120.30
1	9G	118	MET	O-C-N	-6.63	112.09	122.70
1	9Z	164	TYR	CB-CG-CD2	-6.63	117.02	121.00
1	bu	168	PHE	CB-CG-CD2	6.63	125.44	120.80
1	bI	152	ASP	CB-CG-OD1	6.63	124.27	118.30
1	c0	144	MET	CG-SD-CE	-6.63	89.59	100.20
1	cO	146	SER	N-CA-CB	6.63	120.45	110.50
1	cX	9	GLN	O-C-N	-6.63	112.09	122.70
1	db	169	TYR	CG-CD1-CE1	-6.63	116.00	121.30
1	df	80	TRP	CB-CG-CD1	-6.63	118.38	127.00
1	dR	188	THR	CA-CB-CG2	-6.63	103.12	112.40
1	H	23	TRP	CZ3-CH2-CZ2	-6.63	113.64	121.60
1	gg	174	ALA	CB-CA-C	6.63	120.05	110.10
1	j3	29	GLU	O-C-N	-6.63	112.09	122.70
1	jZ	164	TYR	CB-CG-CD1	-6.63	117.02	121.00
1	2C	169	TYR	CB-CG-CD1	6.63	124.98	121.00
1	3u	229	ARG	NH1-CZ-NH2	-6.63	112.11	119.40

Continued on next page...

Continued from previous page...

Mol	Chain	Res	Type	Atoms	Z	Observed(°)	Ideal(°)
1	3F	173	ARG	NE-CZ-NH2	-6.63	116.98	120.30
1	56	229	ARG	NE-CZ-NH2	-6.63	116.98	120.30
1	5h	212	GLU	OE1-CD-OE2	-6.63	115.34	123.30
1	6a	164	TYR	CB-CG-CD2	-6.63	117.02	121.00
1	6T	96	MET	CG-SD-CE	-6.63	89.59	100.20
1	aH	110	THR	CA-CB-CG2	-6.63	103.12	112.40
1	b5	72	THR	O-C-N	-6.63	112.09	122.70
1	dO	229	ARG	NE-CZ-NH1	-6.63	116.98	120.30
1	M	132	ARG	NE-CZ-NH1	-6.63	116.98	120.30
1	9	80	TRP	NE1-CE2-CD2	6.63	113.93	107.30
1	gA	23	TRP	CB-CG-CD2	-6.63	117.98	126.60
1	h6	103	ASP	CB-CG-OD1	6.63	124.27	118.30
1	iI	164	TYR	CB-CG-CD2	-6.63	117.02	121.00
1	3W	133	TRP	CG-CD2-CE3	-6.63	127.94	133.90
1	5f	39	MET	CA-CB-CG	6.63	124.57	113.30
1	75	23	TRP	CB-CG-CD2	6.63	135.22	126.60
1	7c	98	GLU	CG-CD-OE1	6.63	131.56	118.30
1	7m	144	MET	CA-CB-CG	6.63	124.57	113.30
1	9D	103	ASP	CB-CG-OD1	6.63	124.27	118.30
1	dd	166	ASP	CB-CG-OD1	6.63	124.27	118.30
1	du	132	ARG	NE-CZ-NH1	6.63	123.61	120.30
1	eu	10	MET	CG-SD-CE	-6.63	89.59	100.20
1	fn	169	TYR	CB-CG-CD2	-6.63	117.02	121.00
1	ly	154	ARG	NE-CZ-NH2	-6.63	116.99	120.30
1	gd	1	PRO	CA-N-CD	-6.63	102.22	111.50
1	hQ	75	GLU	OE1-CD-OE2	-6.63	115.35	123.30
1	i8	168	PHE	CB-CG-CD2	-6.63	116.16	120.80
1	jp	21	ASN	O-C-N	-6.63	112.10	122.70
1	ll	158	LYS	O-C-N	-6.63	112.10	122.70
1	le	152	ASP	CB-CG-OD1	6.63	124.27	118.30
1	4v	133	TRP	CB-CG-CD2	-6.63	117.99	126.60
1	4B	145	TYR	CB-CG-CD2	-6.63	117.02	121.00
1	67	59	VAL	CA-CB-CG2	-6.63	100.96	110.90
1	6j	163	ASP	CB-CG-OD2	-6.63	112.33	118.30
1	6l	18	ARG	NH1-CZ-NH2	6.63	126.69	119.40
1	87	31	ALA	N-CA-CB	-6.63	100.82	110.10
1	8T	169	TYR	CB-CG-CD1	-6.63	117.03	121.00
1	b4	32	PHE	CB-CG-CD1	6.63	125.44	120.80
1	bu	153	ILE	CA-CB-CG1	6.63	123.59	111.00
1	ck	144	MET	CG-SD-CE	-6.63	89.60	100.20
1	eC	185	MET	CG-SD-CE	-6.63	89.60	100.20
1	fp	82	ARG	NE-CZ-NH2	-6.63	116.99	120.30

Continued on next page...

Continued from previous page...

Mol	Chain	Res	Type	Atoms	Z	Observed(°)	Ideal(°)
1	fG	132	ARG	NE-CZ-NH2	-6.63	116.99	120.30
1	gb	74	ASN	O-C-N	-6.62	112.10	122.70
1	hA	131	LYS	N-CA-CB	-6.62	98.67	110.60
1	1M	117	TRP	CB-CA-C	-6.62	97.15	110.40
1	jX	82	ARG	NE-CZ-NH2	-6.62	116.99	120.30
1	k9	154	ARG	NE-CZ-NH1	6.62	123.61	120.30
1	7Z	55	MET	CG-SD-CE	6.62	110.80	100.20
1	aK	190	LEU	CB-CA-C	6.62	122.79	110.20
1	aR	32	PHE	CB-CG-CD2	6.62	125.44	120.80
1	br	150	ILE	CB-CA-C	6.62	124.85	111.60
1	bQ	229	ARG	NE-CZ-NH2	6.62	123.61	120.30
1	bY	173	ARG	NE-CZ-NH1	-6.62	116.99	120.30
1	dK	107	THR	CA-CB-CG2	-6.62	103.12	112.40
1	fI	130	TYR	CB-CG-CD1	6.62	124.97	121.00
1	fb	90	PRO	N-CD-CG	6.62	113.14	103.20
1	1x	97	ARG	N-CA-CB	6.62	122.53	110.60
1	fZ	229	ARG	NE-CZ-NH2	-6.62	116.99	120.30
1	t	162	ARG	NE-CZ-NH2	6.62	123.61	120.30
1	gW	132	ARG	NH1-CZ-NH2	-6.62	112.11	119.40
1	i0	205	LEU	CB-CG-CD2	6.62	122.26	111.00
1	k6	23	TRP	CD1-CG-CD2	-6.62	101.00	106.30
1	lp	105	ALA	N-CA-CB	-6.62	100.83	110.10
1	2t	82	ARG	NH1-CZ-NH2	-6.62	112.11	119.40
1	3c	144	MET	CG-SD-CE	-6.62	89.60	100.20
1	3x	132	ARG	NE-CZ-NH2	-6.62	116.99	120.30
1	3Y	132	ARG	NE-CZ-NH2	-6.62	116.99	120.30
1	4O	229	ARG	CD-NE-CZ	6.62	132.87	123.60
1	5N	108	THR	CA-CB-OG1	6.62	122.91	109.00
1	7p	154	ARG	NE-CZ-NH2	6.62	123.61	120.30
1	8E	130	TYR	CB-CG-CD1	-6.62	117.03	121.00
1	9W	185	MET	CG-SD-CE	-6.62	89.60	100.20
1	aa	169	TYR	CG-CD2-CE2	-6.62	116.00	121.30
1	aP	51	ASP	CB-CG-OD1	6.62	124.26	118.30
1	ba	18	ARG	NE-CZ-NH2	-6.62	116.99	120.30
1	bZ	145	TYR	CG-CD1-CE1	-6.62	116.00	121.30
1	cP	32	PHE	CB-CG-CD1	-6.62	116.16	120.80
1	dY	97	ARG	NE-CZ-NH1	6.62	123.61	120.30
1	ep	177	ALA	N-CA-CB	-6.62	100.83	110.10
1	ey	79	GLU	CG-CD-OE1	6.62	131.55	118.30
1	fl	23	TRP	CB-CG-CD2	6.62	135.21	126.60
1	fx	51	ASP	CB-CG-OD2	-6.62	112.34	118.30
1	1	23	TRP	CG-CD1-NE1	-6.62	103.48	110.10

Continued on next page...

Continued from previous page...

Mol	Chain	Res	Type	Atoms	Z	Observed(°)	Ideal(°)
1	4	152	ASP	CB-CG-OD2	6.62	124.26	118.30
1	ge	55	MET	CG-SD-CE	-6.62	89.61	100.20
1	hZ	169	TYR	CG-CD1-CE1	6.62	126.60	121.30
1	iN	130	TYR	CB-CG-CD2	-6.62	117.03	121.00
1	jU	80	TRP	CH2-CZ2-CE2	6.62	124.02	117.40
1	lb	100	ARG	NH1-CZ-NH2	6.62	126.68	119.40
1	2r	185	MET	CG-SD-CE	-6.62	89.61	100.20
1	6C	41	SER	N-CA-CB	6.62	120.43	110.50
1	8w	103	ASP	CB-CG-OD2	6.62	124.26	118.30
1	90	161	PHE	CB-CG-CD1	6.62	125.44	120.80
1	9f	100	ARG	NE-CZ-NH2	6.62	123.61	120.30
1	9n	32	PHE	CB-CG-CD2	-6.62	116.17	120.80
1	al	132	ARG	NE-CZ-NH2	-6.62	116.99	120.30
1	cb	169	TYR	CD1-CE1-CZ	6.62	125.76	119.80
1	1p	71	GLU	OE1-CD-OE2	-6.62	115.36	123.30
1	h6	129	ILE	O-C-N	-6.62	112.11	122.70
1	lR	18	ARG	NE-CZ-NH1	6.62	123.61	120.30
1	2E	214	MET	CG-SD-CE	-6.62	89.61	100.20
1	48	117	TRP	CE3-CZ3-CH2	-6.62	113.92	121.20
1	4g	18	ARG	NE-CZ-NH1	6.62	123.61	120.30
1	9U	169	TYR	CG-CD1-CE1	-6.62	116.00	121.30
1	bC	110	THR	CA-CB-CG2	-6.62	103.13	112.40
1	dA	169	TYR	CB-CG-CD1	6.62	124.97	121.00
1	G	154	ARG	NE-CZ-NH2	6.62	123.61	120.30
1	gU	159	GLU	OE1-CD-OE2	-6.62	115.36	123.30
1	hl	169	TYR	CB-CG-CD2	-6.62	117.03	121.00
1	jU	45	GLU	OE1-CD-OE2	-6.62	115.36	123.30
1	kk	152	ASP	CB-CG-OD1	-6.62	112.34	118.30
1	lG	100	ARG	NE-CZ-NH2	-6.62	116.99	120.30
1	lI	169	TYR	CB-CG-CD1	-6.62	117.03	121.00
1	5k	10	MET	CG-SD-CE	-6.62	89.61	100.20
1	5t	185	MET	CA-CB-CG	6.62	124.55	113.30
1	61	161	PHE	CB-CG-CD1	-6.62	116.17	120.80
1	74	100	ARG	NE-CZ-NH2	6.62	123.61	120.30
1	8n	23	TRP	CD1-CG-CD2	-6.62	101.00	106.30
1	9q	109	SER	N-CA-CB	6.62	120.43	110.50
1	aK	161	PHE	CB-CG-CD1	6.62	125.43	120.80
1	15	228	ALA	O-C-N	-6.62	112.11	122.70
1	bB	168	PHE	CB-CG-CD1	-6.62	116.17	120.80
1	bD	194	ALA	CB-CA-C	-6.62	100.17	110.10
1	bS	229	ARG	NE-CZ-NH2	6.62	123.61	120.30
1	c2	204	ALA	O-C-N	-6.62	112.11	122.70

Continued on next page...

Continued from previous page...

Mol	Chain	Res	Type	Atoms	Z	Observed(°)	Ideal(°)
1	c5	185	MET	CG-SD-CE	-6.62	89.61	100.20
1	dm	167	ARG	NE-CZ-NH1	6.62	123.61	120.30
1	fg	163	ASP	CB-CG-OD2	6.62	124.26	118.30
1	fG	81	ASP	CB-CG-OD1	-6.62	112.34	118.30
1	c	18	ARG	NH1-CZ-NH2	-6.62	112.12	119.40
1	gn	169	TYR	CG-CD1-CE1	-6.62	116.01	121.30
1	hr	143	ARG	NE-CZ-NH2	-6.62	116.99	120.30
1	jD	230	VAL	CG1-CB-CG2	-6.62	100.31	110.90
1	kA	55	MET	CG-SD-CE	-6.62	89.61	100.20
1	4V	162	ARG	NE-CZ-NH2	-6.62	116.99	120.30
1	57	105	ALA	N-CA-CB	-6.62	100.84	110.10
1	5C	130	TYR	CB-CG-CD2	-6.62	117.03	121.00
1	5N	197	ASP	CB-CG-OD1	6.62	124.25	118.30
1	fJ	32	PHE	CB-CG-CD1	6.62	125.43	120.80
1	a	100	ARG	NE-CZ-NH2	-6.62	116.99	120.30
1	gm	168	PHE	CB-CG-CD2	6.62	125.43	120.80
1	i2	51	ASP	CB-CG-OD1	6.62	124.25	118.30
1	1T	80	TRP	CE2-CD2-CG	-6.62	102.01	107.30
1	j4	167	ARG	NH1-CZ-NH2	-6.62	112.12	119.40
1	kg	100	ARG	NH1-CZ-NH2	-6.62	112.12	119.40
1	kh	133	TRP	CB-CG-CD1	6.62	135.60	127.00
1	ly	212	GLU	OE1-CD-OE2	-6.62	115.36	123.30
1	lM	162	ARG	NH1-CZ-NH2	-6.62	112.12	119.40
1	2e	167	ARG	NH1-CZ-NH2	-6.62	112.12	119.40
1	45	185	MET	CG-SD-CE	-6.62	89.61	100.20
1	4m	229	ARG	NH1-CZ-NH2	-6.62	112.12	119.40
1	68	81	ASP	CB-CG-OD1	6.62	124.25	118.30
1	8u	167	ARG	NE-CZ-NH1	6.62	123.61	120.30
1	9z	96	MET	CG-SD-CE	-6.62	89.61	100.20
1	9V	97	ARG	NE-CZ-NH2	-6.62	116.99	120.30
1	aa	169	TYR	CZ-CE2-CD2	6.62	125.75	119.80
1	aU	184	TRP	CH2-CZ2-CE2	-6.62	110.78	117.40
1	bF	117	TRP	CB-CG-CD2	-6.62	118.00	126.60
1	cU	164	TYR	CB-CG-CD2	-6.62	117.03	121.00
1	dw	145	TYR	CG-CD1-CE1	-6.62	116.01	121.30
1	fL	229	ARG	NE-CZ-NH1	-6.62	116.99	120.30
1	ga	32	PHE	CB-CG-CD2	6.61	125.43	120.80
1	hg	169	TYR	CG-CD1-CE1	-6.61	116.01	121.30
1	jN	143	ARG	NE-CZ-NH2	-6.61	116.99	120.30
1	jO	163	ASP	CB-CG-OD1	6.61	124.25	118.30
1	ki	152	ASP	CB-CG-OD1	-6.61	112.35	118.30
1	kR	35	GLU	OE1-CD-OE2	-6.61	115.36	123.30

Continued on next page...

Continued from previous page...

Mol	Chain	Res	Type	Atoms	Z	Observed(°)	Ideal(°)
1	lO	229	ARG	NH1-CZ-NH2	-6.61	112.12	119.40
1	2x	164	TYR	CB-CG-CD2	6.61	124.97	121.00
1	2D	164	TYR	CB-CG-CD1	6.61	124.97	121.00
1	6P	167	ARG	NH1-CZ-NH2	-6.61	112.12	119.40
1	8U	167	ARG	N-CA-CB	-6.61	98.69	110.60
1	96	117	TRP	CE2-CD2-CG	-6.61	102.01	107.30
1	9F	130	TYR	CB-CG-CD2	-6.61	117.03	121.00
1	ax	167	ARG	NE-CZ-NH2	-6.61	116.99	120.30
1	cd	169	TYR	CG-CD2-CE2	6.61	126.59	121.30
1	eI	142	VAL	CG1-CB-CG2	-6.61	100.32	110.90
1	eU	185	MET	CG-SD-CE	-6.61	89.62	100.20
1	eY	197	ASP	CB-CG-OD1	6.61	124.25	118.30
1	fb	130	TYR	CZ-CE2-CD2	-6.61	113.85	119.80
1	fn	40	PHE	CB-CG-CD2	-6.61	116.17	120.80
1	fG	103	ASP	CB-CG-OD2	-6.61	112.35	118.30
1	fP	164	TYR	CZ-CE2-CD2	-6.61	113.85	119.80
1	lF	174	ALA	CB-CA-C	6.61	120.02	110.10
1	in	129	ILE	O-C-N	-6.61	112.12	122.70
1	60	147	PRO	N-CD-CG	6.61	113.12	103.20
1	6O	169	TYR	CB-CG-CD1	6.61	124.97	121.00
1	l3	167	ARG	NH1-CZ-NH2	6.61	126.67	119.40
1	dz	133	TRP	CB-CG-CD1	6.61	135.59	127.00
1	ek	99	PRO	N-CA-CB	-6.61	95.33	102.60
1	B	117	TRP	CZ3-CH2-CZ2	-6.61	113.67	121.60
1	g8	100	ARG	NH1-CZ-NH2	6.61	126.67	119.40
1	gn	23	TRP	CD1-CG-CD2	6.61	111.59	106.30
1	hV	143	ARG	NE-CZ-NH1	6.61	123.61	120.30
1	j7	109	SER	N-CA-CB	6.61	120.42	110.50
1	jE	194	ALA	CB-CA-C	6.61	120.02	110.10
1	jT	191	VAL	CA-CB-CG2	-6.61	100.99	110.90
1	ls	169	TYR	CB-CG-CD1	6.61	124.97	121.00
1	2U	72	THR	N-CA-CB	6.61	122.86	110.30
1	4d	229	ARG	NE-CZ-NH1	6.61	123.61	120.30
1	4e	163	ASP	CB-CG-OD1	-6.61	112.35	118.30
1	4m	107	THR	CA-CB-CG2	-6.61	103.15	112.40
1	5H	188	THR	N-CA-CB	6.61	122.86	110.30
1	76	103	ASP	CB-CG-OD1	-6.61	112.35	118.30
1	7k	168	PHE	CB-CG-CD1	6.61	125.43	120.80
1	97	18	ARG	NE-CZ-NH1	6.61	123.61	120.30
1	9m	161	PHE	C-N-CA	6.61	138.23	121.70
1	9Y	97	ARG	NE-CZ-NH2	-6.61	117.00	120.30
1	am	64	ALA	CB-CA-C	-6.61	100.19	110.10

Continued on next page...

Continued from previous page...

Mol	Chain	Res	Type	Atoms	Z	Observed(°)	Ideal(°)
1	aU	99	PRO	N-CA-CB	6.61	111.23	103.30
1	aV	173	ARG	NE-CZ-NH2	-6.61	117.00	120.30
1	c5	82	ARG	NH1-CZ-NH2	-6.61	112.13	119.40
1	dm	154	ARG	CA-CB-CG	6.61	127.94	113.40
1	e1	130	TYR	CB-CG-CD2	6.61	124.97	121.00
1	et	36	VAL	CG1-CB-CG2	6.61	121.48	110.90
1	ev	145	TYR	CB-CG-CD1	6.61	124.97	121.00
1	W	152	ASP	CB-CG-OD2	6.61	124.25	118.30
1	hi	145	TYR	CZ-CE2-CD2	6.61	125.75	119.80
1	iL	229	ARG	NH1-CZ-NH2	-6.61	112.13	119.40
1	kl	18	ARG	NH1-CZ-NH2	-6.61	112.13	119.40
1	lK	32	PHE	CD1-CE1-CZ	-6.61	112.17	120.10
1	38	173	ARG	NH1-CZ-NH2	-6.61	112.13	119.40
1	3F	145	TYR	CB-CG-CD2	6.61	124.97	121.00
1	6f	132	ARG	NE-CZ-NH2	-6.61	117.00	120.30
1	79	133	TRP	NE1-CE2-CD2	6.61	113.91	107.30
1	dH	139	ASN	O-C-N	-6.61	112.12	122.70
1	dL	130	TYR	CG-CD2-CE2	-6.61	116.01	121.30
1	ez	169	TYR	CB-CG-CD2	-6.61	117.03	121.00
1	l	166	ASP	CB-CG-OD2	6.61	124.25	118.30
1	gG	221	VAL	CA-CB-CG2	6.61	120.81	110.90
1	iD	215	MET	CA-CB-CG	6.61	124.53	113.30
1	j0	184	TRP	CH2-CZ2-CE2	6.61	124.01	117.40
1	jo	154	ARG	NE-CZ-NH2	-6.61	117.00	120.30
1	lh	34	PRO	N-CA-CB	-6.61	95.33	102.60
1	33	103	ASP	CB-CG-OD1	6.61	124.25	118.30
1	3g	178	SER	N-CA-CB	6.61	120.41	110.50
1	3h	164	TYR	CZ-CE2-CD2	6.61	125.75	119.80
1	4m	152	ASP	CB-CG-OD1	-6.61	112.35	118.30
1	6h	64	ALA	N-CA-CB	6.61	119.35	110.10
1	6j	167	ARG	NE-CZ-NH1	-6.61	117.00	120.30
1	6R	167	ARG	NE-CZ-NH1	6.61	123.60	120.30
1	7r	154	ARG	NE-CZ-NH2	-6.61	117.00	120.30
1	8H	18	ARG	CG-CD-NE	-6.61	97.92	111.80
1	9y	32	PHE	CB-CG-CD2	6.61	125.42	120.80
1	br	194	ALA	O-C-N	-6.61	112.13	122.70
1	cp	145	TYR	CB-CG-CD2	-6.61	117.03	121.00
1	cZ	154	ARG	NH1-CZ-NH2	-6.61	112.13	119.40
1	lj	68	MET	CG-SD-CE	-6.61	89.63	100.20
1	et	47	ALA	CB-CA-C	-6.61	100.19	110.10
1	ey	161	PHE	CB-CG-CD2	-6.61	116.17	120.80
1	fN	27	VAL	CA-CB-CG2	-6.61	100.99	110.90

Continued on next page...

Continued from previous page...

Mol	Chain	Res	Type	Atoms	Z	Observed(°)	Ideal(°)
1	N	132	ARG	NE-CZ-NH2	-6.61	117.00	120.30
1	gN	109	SER	N-CA-CB	6.61	120.41	110.50
1	hy	126	VAL	CA-CB-CG1	6.61	120.81	110.90
1	iz	154	ARG	NH1-CZ-NH2	-6.61	112.13	119.40
1	iX	154	ARG	NE-CZ-NH2	-6.61	117.00	120.30
1	jp	162	ARG	NE-CZ-NH2	-6.61	117.00	120.30
1	jA	117	TRP	CG-CD2-CE3	-6.61	127.95	133.90
1	2l	185	MET	CG-SD-CE	-6.61	89.63	100.20
1	kZ	164	TYR	CB-CG-CD1	6.61	124.96	121.00
1	l6	165	VAL	CA-CB-CG2	6.61	120.81	110.90
1	ll	132	ARG	NE-CZ-NH2	6.61	123.60	120.30
1	32	173	ARG	NH1-CZ-NH2	-6.61	112.13	119.40
1	3n	64	ALA	N-CA-CB	-6.61	100.85	110.10
1	5Y	38	PRO	N-CA-CB	6.61	111.23	103.30
1	7M	51	ASP	CB-CG-OD2	6.61	124.25	118.30
1	7S	103	ASP	CB-CG-OD2	-6.61	112.36	118.30
1	e3	154	ARG	NH1-CZ-NH2	-6.61	112.13	119.40
1	e7	143	ARG	NE-CZ-NH1	6.61	123.60	120.30
1	eV	108	THR	CA-CB-CG2	-6.61	103.15	112.40
1	f6	166	ASP	CB-CG-OD1	6.61	124.25	118.30
1	jt	55	MET	O-C-N	-6.60	112.13	122.70
1	jZ	210	THR	CA-CB-CG2	-6.60	103.16	112.40
1	4S	137	GLY	O-C-N	-6.60	112.13	122.70
1	4S	164	TYR	CG-CD1-CE1	6.60	126.58	121.30
1	9m	154	ARG	NE-CZ-NH2	-6.60	117.00	120.30
1	a1	214	MET	CG-SD-CE	-6.60	89.63	100.20
1	ac	186	THR	CA-CB-CG2	-6.60	103.15	112.40
1	bw	166	ASP	N-CA-CB	-6.60	98.71	110.60
1	c4	154	ARG	NE-CZ-NH2	-6.60	117.00	120.30
1	fa	164	TYR	CB-CG-CD2	-6.60	117.04	121.00
1	gg	218	CYS	N-CA-CB	6.60	122.49	110.60
1	lD	214	MET	CG-SD-CE	-6.60	89.64	100.20
1	gV	62	HIS	N-CA-CB	6.60	122.48	110.60
1	hX	167	ARG	NE-CZ-NH1	6.60	123.60	120.30
1	iy	97	ARG	NE-CZ-NH1	6.60	123.60	120.30
1	iO	152	ASP	CB-CG-OD1	6.60	124.24	118.30
1	k8	18	ARG	NE-CZ-NH1	6.60	123.60	120.30
1	3R	169	TYR	CB-CG-CD2	-6.60	117.04	121.00
1	6o	168	PHE	CB-CG-CD2	-6.60	116.18	120.80
1	9k	40	PHE	CB-CG-CD1	-6.60	116.18	120.80
1	a6	58	THR	CA-CB-CG2	-6.60	103.16	112.40
1	aM	32	PHE	CB-CG-CD1	6.60	125.42	120.80

Continued on next page...

Continued from previous page...

Mol	Chain	Res	Type	Atoms	Z	Observed(°)	Ideal(°)
1	bc	107	THR	CA-CB-CG2	-6.60	103.16	112.40
1	c0	55	MET	CG-SD-CE	-6.60	89.64	100.20
1	ch	42	ALA	N-CA-CB	-6.60	100.86	110.10
1	cj	100	ARG	NH1-CZ-NH2	-6.60	112.14	119.40
1	e1	40	PHE	CB-CG-CD1	-6.60	116.18	120.80
1	fQ	66	MET	N-CA-CB	6.60	122.48	110.60
1	1A	130	TYR	CZ-CE2-CD2	6.60	125.74	119.80
1	hK	143	ARG	CG-CD-NE	-6.60	97.94	111.80
1	9W	145	TYR	CB-CG-CD1	6.60	124.96	121.00
1	15	15	ILE	O-C-N	-6.60	112.14	122.70
1	bc	9	GLN	O-C-N	-6.60	112.14	122.70
1	cQ	117	TRP	CH2-CZ2-CE2	6.60	124.00	117.40
1	dZ	168	PHE	CB-CG-CD2	-6.60	116.18	120.80
1	J	5	ASN	CB-CA-C	-6.60	97.20	110.40
1	gA	97	ARG	NH1-CZ-NH2	-6.60	112.14	119.40
1	1K	214	MET	CG-SD-CE	-6.60	89.64	100.20
1	i1	173	ARG	NE-CZ-NH2	-6.60	117.00	120.30
1	ib	132	ARG	NE-CZ-NH1	6.60	123.60	120.30
1	kU	14	ALA	N-CA-CB	-6.60	100.86	110.10
1	4r	173	ARG	NE-CZ-NH2	-6.60	117.00	120.30
1	5V	161	PHE	CB-CG-CD1	6.60	125.42	120.80
1	6a	133	TRP	CH2-CZ2-CE2	-6.60	110.80	117.40
1	6L	145	TYR	CB-CG-CD2	-6.60	117.04	121.00
1	7C	173	ARG	NE-CZ-NH1	6.60	123.60	120.30
1	7W	151	LEU	CB-CG-CD1	-6.60	99.78	111.00
1	9I	110	THR	CA-CB-CG2	6.60	121.64	112.40
1	14	230	VAL	CA-CB-CG2	-6.60	101.00	110.90
1	b4	130	TYR	CB-CA-C	6.60	123.60	110.40
1	cN	97	ARG	NE-CZ-NH2	6.60	123.60	120.30
1	ec	209	ALA	CB-CA-C	-6.60	100.20	110.10
1	eK	107	THR	CA-CB-CG2	6.60	121.64	112.40
1	fV	164	TYR	CB-CG-CD2	-6.60	117.04	121.00
1	gm	97	ARG	NE-CZ-NH2	-6.60	117.00	120.30
1	gp	212	GLU	OE1-CD-OE2	-6.60	115.38	123.30
1	hK	175	GLU	N-CA-CB	6.60	122.47	110.60
1	hS	144	MET	CG-SD-CE	-6.60	89.64	100.20
1	iL	173	ARG	NE-CZ-NH1	6.60	123.60	120.30
1	jk	180	GLU	OE1-CD-OE2	-6.60	115.38	123.30
1	kD	229	ARG	NE-CZ-NH2	-6.60	117.00	120.30
1	35	229	ARG	NE-CZ-NH2	-6.60	117.00	120.30
1	3X	28	GLU	OE1-CD-OE2	-6.60	115.38	123.30
1	55	163	ASP	CB-CG-OD1	6.60	124.24	118.30

Continued on next page...

Continued from previous page...

Mol	Chain	Res	Type	Atoms	Z	Observed(°)	Ideal(°)
1	6z	65	ALA	O-C-N	-6.60	112.14	122.70
1	8k	130	TYR	CG-CD1-CE1	6.60	126.58	121.30
1	aX	143	ARG	NE-CZ-NH1	6.60	123.60	120.30
1	b3	166	ASP	CB-CG-OD2	6.60	124.24	118.30
1	br	164	TYR	CB-CG-CD1	6.60	124.96	121.00
1	bu	103	ASP	CB-CG-OD1	6.60	124.24	118.30
1	bO	82	ARG	NH1-CZ-NH2	-6.60	112.14	119.40
1	bV	173	ARG	NE-CZ-NH2	-6.60	117.00	120.30
1	1h	175	GLU	OE1-CD-OE2	-6.60	115.38	123.30
1	eM	184	TRP	CH2-CZ2-CE2	-6.60	110.80	117.40
1	f1	130	TYR	CB-CG-CD2	-6.60	117.04	121.00
1	fw	82	ARG	NE-CZ-NH2	-6.60	117.00	120.30
1	fl	97	ARG	NE-CZ-NH1	6.60	123.60	120.30
1	fW	81	ASP	CB-CG-OD1	-6.60	112.36	118.30
1	hQ	10	MET	CG-SD-CE	-6.60	89.65	100.20
1	l8	184	TRP	CB-CG-CD2	-6.60	118.03	126.60
1	2c	42	ALA	N-CA-CB	-6.60	100.87	110.10
1	5n	144	MET	CG-SD-CE	-6.60	89.65	100.20
1	6D	31	ALA	CB-CA-C	6.60	119.99	110.10
1	8W	82	ARG	NE-CZ-NH1	6.60	123.60	120.30
1	9y	167	ARG	NE-CZ-NH2	-6.60	117.00	120.30
1	dU	167	ARG	NE-CZ-NH1	6.60	123.60	120.30
1	eY	169	TYR	CB-CG-CD2	-6.60	117.04	121.00
1	gL	10	MET	CG-SD-CE	-6.59	89.65	100.20
1	hk	49	PRO	N-CA-CB	6.59	111.21	103.30
1	hk	133	TRP	CB-CG-CD1	6.59	135.57	127.00
1	lq	152	ASP	CB-CG-OD1	6.59	124.23	118.30
1	lx	23	TRP	CD1-NE1-CE2	6.59	114.93	109.00
1	3w	56	LEU	CB-CG-CD2	6.59	122.21	111.00
1	5O	229	ARG	NE-CZ-NH1	6.59	123.60	120.30
1	7g	169	TYR	CG-CD1-CE1	6.59	126.58	121.30
1	7O	130	TYR	CB-CG-CD1	6.59	124.96	121.00
1	8Y	40	PHE	CB-CG-CD2	6.59	125.42	120.80
1	99	144	MET	CG-SD-CE	-6.59	89.65	100.20
1	9i	169	TYR	CB-CG-CD2	-6.59	117.04	121.00
1	9z	167	ARG	NE-CZ-NH1	6.59	123.60	120.30
1	ai	11	VAL	CA-CB-CG2	6.59	120.79	110.90
1	bp	145	TYR	CG-CD2-CE2	-6.59	116.02	121.30
1	bL	169	TYR	CB-CG-CD1	-6.59	117.04	121.00
1	cD	169	TYR	CB-CG-CD1	-6.59	117.04	121.00
1	dq	217	ALA	CB-CA-C	-6.59	100.21	110.10
1	f8	180	GLU	OE1-CD-OE2	-6.59	115.39	123.30

Continued on next page...

Continued from previous page...

Mol	Chain	Res	Type	Atoms	Z	Observed(°)	Ideal(°)
1	5	162	ARG	NH1-CZ-NH2	-6.59	112.15	119.40
1	hj	108	THR	CA-CB-CG2	6.59	121.63	112.40
1	hy	108	THR	CA-CB-CG2	-6.59	103.17	112.40
1	kC	163	ASP	CB-CG-OD1	6.59	124.23	118.30
1	5t	130	TYR	CB-CG-CD2	-6.59	117.04	121.00
1	9s	51	ASP	CB-CG-OD1	6.59	124.23	118.30
1	9s	100	ARG	NE-CZ-NH2	-6.59	117.00	120.30
1	eU	163	ASP	CB-CG-OD1	-6.59	112.37	118.30
1	fI	55	MET	CG-SD-CE	-6.59	89.65	100.20
1	u	143	ARG	NH1-CZ-NH2	-6.59	112.15	119.40
1	g9	117	TRP	CB-CG-CD2	6.59	135.17	126.60
1	g9	119	THR	CA-CB-CG2	-6.59	103.17	112.40
1	jx	130	TYR	CB-CG-CD2	-6.59	117.05	121.00
1	kr	10	MET	CG-SD-CE	-6.59	89.66	100.20
1	kA	168	PHE	CB-CG-CD1	6.59	125.41	120.80
1	23	108	THR	CA-CB-CG2	-6.59	103.17	112.40
1	lF	36	VAL	CA-CB-CG2	-6.59	101.01	110.90
1	2z	182	LYS	O-C-N	-6.59	112.15	122.70
1	5d	82	ARG	NE-CZ-NH1	6.59	123.60	120.30
1	5l	41	SER	CB-CA-C	-6.59	97.58	110.10
1	5F	82	ARG	NE-CZ-NH2	-6.59	117.00	120.30
1	6u	130	TYR	CB-CG-CD1	-6.59	117.05	121.00
1	8d	204	ALA	O-C-N	-6.59	112.15	122.70
1	8f	39	MET	CG-SD-CE	-6.59	89.66	100.20
1	8t	167	ARG	NE-CZ-NH2	6.59	123.60	120.30
1	a8	169	TYR	CA-CB-CG	-6.59	100.88	113.40
1	ax	169	TYR	CB-CG-CD1	-6.59	117.05	121.00
1	bs	133	TRP	CB-CG-CD1	6.59	135.57	127.00
1	c8	14	ALA	CB-CA-C	-6.59	100.21	110.10
1	cL	132	ARG	NE-CZ-NH2	6.59	123.60	120.30
1	cX	32	PHE	CB-CG-CD2	-6.59	116.19	120.80
1	eH	40	PHE	CB-CG-CD2	-6.59	116.19	120.80
1	eW	142	VAL	CG1-CB-CG2	-6.59	100.35	110.90
1	fr	228	ALA	N-CA-CB	-6.59	100.87	110.10
1	l	23	TRP	CB-CG-CD1	-6.59	118.43	127.00
1	hf	68	MET	CG-SD-CE	-6.59	89.66	100.20
1	hn	214	MET	O-C-N	-6.59	112.16	122.70
1	hZ	143	ARG	CD-NE-CZ	6.59	132.82	123.60
1	i4	51	ASP	CB-CG-OD1	6.59	124.23	118.30
1	it	36	VAL	CA-CB-CG2	-6.59	101.02	110.90
1	iK	42	ALA	CB-CA-C	-6.59	100.22	110.10
1	j6	18	ARG	NE-CZ-NH2	6.59	123.59	120.30

Continued on next page...

Continued from previous page...

Mol	Chain	Res	Type	Atoms	Z	Observed(°)	Ideal(°)
1	jg	163	ASP	O-C-N	-6.59	112.16	122.70
1	jN	154	ARG	NE-CZ-NH2	-6.59	117.00	120.30
1	jW	168	PHE	CB-CG-CD1	6.59	125.41	120.80
1	2A	168	PHE	CB-CG-CD1	-6.59	116.19	120.80
1	4b	117	TRP	CD1-CG-CD2	-6.59	101.03	106.30
1	4I	185	MET	CG-SD-CE	-6.59	89.66	100.20
1	4X	96	MET	CG-SD-CE	-6.59	89.66	100.20
1	5r	229	ARG	CD-NE-CZ	6.59	132.82	123.60
1	6r	59	VAL	CA-CB-CG2	-6.59	101.02	110.90
1	7r	68	MET	CG-SD-CE	-6.59	89.66	100.20
1	7u	18	ARG	NH1-CZ-NH2	-6.59	112.15	119.40
1	8E	143	ARG	NE-CZ-NH1	6.59	123.59	120.30
1	8G	9	GLN	N-CA-CB	6.59	122.46	110.60
1	8O	101	GLY	O-C-N	-6.59	112.16	122.70
1	93	105	ALA	N-CA-CB	-6.59	100.88	110.10
1	9O	128	GLU	OE1-CD-OE2	-6.59	115.39	123.30
1	bj	168	PHE	CB-CG-CD2	-6.59	116.19	120.80
1	cS	98	GLU	OE1-CD-OE2	-6.59	115.39	123.30
1	d5	82	ARG	NH1-CZ-NH2	-6.59	112.15	119.40
1	lj	96	MET	CG-SD-CE	-6.59	89.66	100.20
1	ey	130	TYR	CB-CG-CD2	6.59	124.95	121.00
1	fi	173	ARG	NE-CZ-NH2	-6.59	117.00	120.30
1	fu	29	GLU	OE1-CD-OE2	-6.59	115.39	123.30
1	fL	161	PHE	CB-CG-CD1	6.59	125.41	120.80
1	fX	229	ARG	NE-CZ-NH2	-6.59	117.00	120.30
1	H	139	ASN	O-C-N	-6.59	112.16	122.70
1	h0	80	TRP	CB-CG-CD1	-6.59	118.44	127.00
1	hL	161	PHE	CB-CG-CD2	-6.59	116.19	120.80
1	iW	132	ARG	NE-CZ-NH1	6.59	123.59	120.30
1	2k	164	TYR	CB-CG-CD2	-6.59	117.05	121.00
1	2Y	82	ARG	CG-CD-NE	-6.59	97.97	111.80
1	42	105	ALA	CB-CA-C	6.59	119.98	110.10
1	4N	168	PHE	CB-CG-CD1	-6.59	116.19	120.80
1	5r	96	MET	CG-SD-CE	-6.59	89.66	100.20
1	6p	19	THR	CA-CB-CG2	6.59	121.62	112.40
1	7E	130	TYR	CG-CD2-CE2	6.59	126.57	121.30
1	ap	168	PHE	CZ-CE2-CD2	-6.59	112.19	120.10
1	aU	10	MET	CG-SD-CE	-6.59	89.66	100.20
1	di	173	ARG	NH1-CZ-NH2	6.59	126.65	119.40
1	g9	154	ARG	NH1-CZ-NH2	-6.59	112.15	119.40
1	gZ	161	PHE	CB-CG-CD2	6.59	125.41	120.80
1	hb	40	PHE	CB-CG-CD2	-6.59	116.19	120.80

Continued on next page...

Continued from previous page...

Mol	Chain	Res	Type	Atoms	Z	Observed(°)	Ideal(°)
1	ig	165	VAL	O-C-N	-6.59	112.16	122.70
1	il	229	ARG	NH1-CZ-NH2	-6.59	112.16	119.40
1	iR	167	ARG	NH1-CZ-NH2	-6.59	112.16	119.40
1	3k	32	PHE	CD1-CG-CD2	-6.59	109.74	118.30
1	4l	197	ASP	CB-CG-OD2	6.59	124.23	118.30
1	4t	167	ARG	NE-CZ-NH2	-6.59	117.01	120.30
1	5l	168	PHE	CB-CG-CD2	-6.59	116.19	120.80
1	6g	35	GLU	OE1-CD-OE2	-6.59	115.40	123.30
1	6j	145	TYR	CB-CG-CD1	-6.59	117.05	121.00
1	6O	93	PRO	N-CA-CB	-6.59	95.36	102.60
1	7s	97	ARG	O-C-N	-6.59	112.16	122.70
1	8Z	128	GLU	O-C-N	-6.59	112.16	122.70
1	9B	145	TYR	CD1-CE1-CZ	-6.59	113.87	119.80
1	an	100	ARG	NE-CZ-NH2	6.59	123.59	120.30
1	aK	39	MET	CG-SD-CE	-6.59	89.66	100.20
1	19	168	PHE	CB-CG-CD1	6.59	125.41	120.80
1	dn	75	GLU	O-C-N	-6.59	112.16	122.70
1	lo	162	ARG	NE-CZ-NH2	-6.59	117.01	120.30
1	f9	185	MET	CG-SD-CE	-6.59	89.66	100.20
1	fw	51	ASP	CB-CG-OD2	-6.59	112.37	118.30
1	ge	186	THR	N-CA-CB	6.58	122.81	110.30
1	lS	76	GLU	OE1-CD-OE2	-6.58	115.40	123.30
1	k7	197	ASP	CB-CG-OD1	6.58	124.23	118.30
1	43	215	MET	CA-CB-CG	6.58	124.50	113.30
1	5T	167	ARG	NE-CZ-NH2	6.58	123.59	120.30
1	aM	154	ARG	NE-CZ-NH1	6.58	123.59	120.30
1	bY	33	SER	N-CA-CB	6.58	120.38	110.50
1	ld	164	TYR	CG-CD1-CE1	-6.58	116.03	121.30
1	d3	23	TRP	CD2-CE2-CZ2	-6.58	114.40	122.30
1	lL	154	ARG	NE-CZ-NH1	6.58	123.59	120.30
1	lR	144	MET	CA-CB-CG	6.58	124.49	113.30
1	iW	214	MET	CG-SD-CE	-6.58	89.67	100.20
1	k6	152	ASP	CB-CG-OD2	6.58	124.23	118.30
1	2a	173	ARG	NE-CZ-NH2	-6.58	117.01	120.30
1	2f	173	ARG	NE-CZ-NH1	6.58	123.59	120.30
1	50	231	LEU	CB-CA-C	-6.58	97.69	110.20
1	59	96	MET	CG-SD-CE	-6.58	89.67	100.20
1	5p	229	ARG	CD-NE-CZ	-6.58	114.38	123.60
1	5R	162	ARG	NH1-CZ-NH2	-6.58	112.16	119.40
1	7X	154	ARG	CD-NE-CZ	6.58	132.82	123.60
1	8o	133	TRP	CD1-CG-CD2	6.58	111.57	106.30
1	8r	209	ALA	N-CA-CB	-6.58	100.88	110.10

Continued on next page...

Continued from previous page...

Mol	Chain	Res	Type	Atoms	Z	Observed(°)	Ideal(°)
1	8B	69	LEU	CB-CA-C	6.58	122.71	110.20
1	ah	132	ARG	NE-CZ-NH1	6.58	123.59	120.30
1	al	154	ARG	NH1-CZ-NH2	-6.58	112.16	119.40
1	aw	165	VAL	CA-CB-CG1	6.58	120.78	110.90
1	bD	164	TYR	CB-CG-CD2	6.58	124.95	121.00
1	bS	197	ASP	CB-CG-OD2	6.58	124.22	118.30
1	c7	27	VAL	CG1-CB-CG2	-6.58	100.36	110.90
1	dD	96	MET	CG-SD-CE	-6.58	89.67	100.20
1	dD	130	TYR	CB-CG-CD2	-6.58	117.05	121.00
1	dH	19	THR	OG1-CB-CG2	-6.58	94.86	110.00
1	e0	75	GLU	CB-CA-C	6.58	123.57	110.40
1	ee	40	PHE	CB-CG-CD1	-6.58	116.19	120.80
1	r	97	ARG	NH1-CZ-NH2	-6.58	112.16	119.40
1	jR	1	PRO	CA-N-CD	-6.58	102.28	111.50
1	2y	55	MET	N-CA-CB	6.58	122.45	110.60
1	3a	82	ARG	NH1-CZ-NH2	-6.58	112.16	119.40
1	3G	204	ALA	O-C-N	-6.58	112.17	122.70
1	4j	152	ASP	CB-CG-OD2	6.58	124.22	118.30
1	4r	40	PHE	CB-CG-CD1	6.58	125.41	120.80
1	5g	120	HIS	CA-CB-CG	6.58	124.79	113.60
1	5B	162	ARG	NE-CZ-NH1	6.58	123.59	120.30
1	7S	81	ASP	CB-CG-OD2	6.58	124.22	118.30
1	8l	119	THR	CA-CB-CG2	-6.58	103.19	112.40
1	9b	18	ARG	NH1-CZ-NH2	-6.58	112.16	119.40
1	a4	166	ASP	CB-CG-OD1	6.58	124.22	118.30
1	bR	23	TRP	CE2-CD2-CG	6.58	112.57	107.30
1	bY	23	TRP	CB-CG-CD2	6.58	135.16	126.60
1	cn	107	THR	CA-CB-CG2	-6.58	103.19	112.40
1	cz	173	ARG	NE-CZ-NH2	6.58	123.59	120.30
1	ed	100	ARG	NE-CZ-NH2	6.58	123.59	120.30
1	9	96	MET	N-CA-CB	6.58	122.45	110.60
1	ht	164	TYR	CB-CG-CD2	-6.58	117.05	121.00
1	iA	169	TYR	CD1-CG-CD2	6.58	125.14	117.90
1	lb	71	GLU	OE1-CD-OE2	6.58	131.20	123.30
1	lf	168	PHE	CB-CG-CD2	6.58	125.41	120.80
1	3B	184	TRP	CD1-NE1-CE2	6.58	114.92	109.00
1	4B	31	ALA	CB-CA-C	-6.58	100.23	110.10
1	88	130	TYR	CB-CG-CD2	-6.58	117.05	121.00
1	9l	154	ARG	NE-CZ-NH2	-6.58	117.01	120.30
1	9X	69	LEU	CB-CG-CD2	6.58	122.19	111.00
1	df	43	LEU	CB-CG-CD1	6.58	122.19	111.00
1	dy	128	GLU	OE1-CD-OE2	-6.58	115.40	123.30

Continued on next page...

Continued from previous page...

Mol	Chain	Res	Type	Atoms	Z	Observed(°)	Ideal(°)
1	es	230	VAL	O-C-N	-6.58	112.17	122.70
1	U	229	ARG	CD-NE-CZ	6.58	132.81	123.60
1	hq	73	ILE	CA-CB-CG1	6.58	123.50	111.00
1	hG	209	ALA	N-CA-CB	-6.58	100.89	110.10
1	jU	164	TYR	CD1-CE1-CZ	6.58	125.72	119.80
1	ls	143	ARG	NE-CZ-NH2	6.58	123.59	120.30
1	6a	23	TRP	CD1-NE1-CE2	6.58	114.92	109.00
1	7L	152	ASP	CB-CG-OD1	6.58	124.22	118.30
1	87	154	ARG	NE-CZ-NH2	-6.58	117.01	120.30
1	8V	152	ASP	CB-CG-OD1	6.58	124.22	118.30
1	9Y	145	TYR	CB-CG-CD2	-6.58	117.05	121.00
1	aK	152	ASP	CB-CG-OD1	6.58	124.22	118.30
1	aM	143	ARG	NE-CZ-NH1	6.58	123.59	120.30
1	18	128	GLU	OE1-CD-OE2	-6.58	115.41	123.30
1	cn	162	ARG	CD-NE-CZ	6.58	132.81	123.60
1	dY	14	ALA	N-CA-CB	6.58	119.31	110.10
1	0	92	GLU	N-CA-CB	6.58	122.44	110.60
1	go	216	THR	CA-CB-CG2	-6.58	103.19	112.40
1	hn	10	MET	N-CA-CB	-6.58	98.76	110.60
1	iu	51	ASP	CB-CG-OD1	-6.58	112.38	118.30
1	ja	177	ALA	N-CA-CB	6.58	119.31	110.10
1	kB	154	ARG	CD-NE-CZ	6.58	132.81	123.60
1	kK	161	PHE	CB-CG-CD2	-6.58	116.20	120.80
1	kY	10	MET	CG-SD-CE	-6.58	89.68	100.20
1	4J	162	ARG	NE-CZ-NH1	6.58	123.59	120.30
1	7h	169	TYR	CG-CD2-CE2	6.58	126.56	121.30
1	de	130	TYR	CZ-CE2-CD2	-6.58	113.88	119.80
1	fl	117	TRP	CE2-CD2-CG	-6.58	102.04	107.30
1	g3	229	ARG	NE-CZ-NH1	6.58	123.59	120.30
1	hs	18	ARG	NE-CZ-NH1	6.58	123.59	120.30
1	hv	80	TRP	CG-CD1-NE1	6.58	116.67	110.10
1	iK	184	TRP	CH2-CZ2-CE2	6.58	123.97	117.40
1	j8	113	GLU	OE1-CD-OE2	-6.58	115.41	123.30
1	1X	118	MET	CG-SD-CE	-6.58	89.68	100.20
1	jT	222	GLY	C-N-CA	6.58	136.11	122.30
1	jU	82	ARG	NE-CZ-NH2	-6.58	117.01	120.30
1	jW	163	ASP	CB-CG-OD2	6.58	124.22	118.30
1	k2	50	GLN	O-C-N	-6.58	112.18	122.70
1	ke	66	MET	CG-SD-CE	-6.58	89.68	100.20
1	lK	167	ARG	NE-CZ-NH2	6.58	123.59	120.30
1	32	154	ARG	NE-CZ-NH2	-6.58	117.01	120.30
1	3b	173	ARG	NH1-CZ-NH2	-6.58	112.17	119.40

Continued on next page...

Continued from previous page...

Mol	Chain	Res	Type	Atoms	Z	Observed(°)	Ideal(°)
1	3S	18	ARG	NE-CZ-NH2	-6.58	117.01	120.30
1	5w	97	ARG	NE-CZ-NH1	6.58	123.59	120.30
1	8P	18	ARG	NH1-CZ-NH2	-6.58	112.17	119.40
1	9s	152	ASP	CB-CG-OD2	-6.58	112.38	118.30
1	9w	229	ARG	NE-CZ-NH2	-6.58	117.01	120.30
1	ap	133	TRP	CB-CG-CD2	-6.58	118.05	126.60
1	as	114	GLN	O-C-N	-6.58	112.18	122.70
1	aL	95	GLN	N-CA-CB	6.58	122.43	110.60
1	c4	169	TYR	CB-CG-CD2	6.58	124.95	121.00
1	cv	29	GLU	OE1-CD-OE2	-6.58	115.41	123.30
1	lo	173	ARG	NE-CZ-NH2	-6.58	117.01	120.30
1	eD	197	ASP	CB-CG-OD1	6.58	124.22	118.30
1	f4	143	ARG	NE-CZ-NH1	6.58	123.59	120.30
1	fV	164	TYR	CB-CG-CD1	6.58	124.95	121.00
1	k	54	THR	O-C-N	-6.58	112.18	122.70
1	8	168	PHE	CB-CG-CD1	6.58	125.40	120.80
1	iO	162	ARG	NE-CZ-NH2	-6.57	117.01	120.30
1	j2	167	ARG	NH1-CZ-NH2	6.57	126.63	119.40
1	ju	145	TYR	CG-CD2-CE2	-6.57	116.04	121.30
1	2m	100	ARG	NE-CZ-NH1	-6.57	117.01	120.30
1	3K	163	ASP	CB-CG-OD2	6.57	124.22	118.30
1	3W	197	ASP	CB-CG-OD1	-6.57	112.38	118.30
1	5c	164	TYR	CD1-CE1-CZ	-6.57	113.88	119.80
1	6p	97	ARG	NH1-CZ-NH2	-6.57	112.17	119.40
1	6I	168	PHE	CZ-CE2-CD2	6.57	127.99	120.10
1	9q	164	TYR	CB-CG-CD1	6.57	124.94	121.00
1	9B	164	TYR	CB-CG-CD1	-6.57	117.06	121.00
1	cO	176	GLN	CG-CD-OE1	-6.57	108.45	121.60
1	dr	133	TRP	CB-CG-CD2	-6.57	118.05	126.60
1	ej	80	TRP	CB-CG-CD1	-6.57	118.45	127.00
1	eC	119	THR	CA-CB-CG2	-6.57	103.20	112.40
1	eN	172	LEU	CB-CG-CD2	6.57	122.17	111.00
1	j	162	ARG	NE-CZ-NH2	-6.57	117.01	120.30
1	1E	119	THR	N-CA-CB	6.57	122.79	110.30
1	hp	214	MET	CG-SD-CE	-6.57	89.69	100.20
1	iR	80	TRP	CD1-CG-CD2	-6.57	101.04	106.30
1	jk	130	TYR	CB-CG-CD2	-6.57	117.06	121.00
1	k4	132	ARG	CD-NE-CZ	6.57	132.80	123.60
1	ks	145	TYR	CB-CG-CD1	6.57	124.94	121.00
1	kE	166	ASP	CB-CG-OD2	-6.57	112.39	118.30
1	40	29	GLU	O-C-N	-6.57	112.18	122.70
1	94	164	TYR	CB-CG-CD1	6.57	124.94	121.00

Continued on next page...

Continued from previous page...

Mol	Chain	Res	Type	Atoms	Z	Observed(°)	Ideal(°)
1	cw	16	SER	N-CA-CB	6.57	120.36	110.50
1	et	10	MET	CG-SD-CE	-6.57	89.69	100.20
1	3	162	ARG	NH1-CZ-NH2	-6.57	112.17	119.40
1	F	162	ARG	NE-CZ-NH1	6.57	123.59	120.30
1	gE	82	ARG	NE-CZ-NH2	6.57	123.58	120.30
1	1F	154	ARG	NH1-CZ-NH2	6.57	126.63	119.40
1	k2	229	ARG	NE-CZ-NH1	6.57	123.58	120.30
1	k5	132	ARG	NE-CZ-NH1	6.57	123.58	120.30
1	ke	154	ARG	NE-CZ-NH1	6.57	123.58	120.30
1	lc	166	ASP	CB-CG-OD1	6.57	124.21	118.30
1	li	117	TRP	CB-CG-CD2	6.57	135.14	126.60
1	ly	229	ARG	NE-CZ-NH2	-6.57	117.01	120.30
1	2D	166	ASP	CB-CG-OD1	6.57	124.21	118.30
1	4n	168	PHE	CB-CG-CD1	-6.57	116.20	120.80
1	5v	82	ARG	NE-CZ-NH2	6.57	123.58	120.30
1	6A	40	PHE	CB-CG-CD1	-6.57	116.20	120.80
1	6A	115	ILE	CA-CB-CG1	6.57	123.48	111.00
1	7e	125	PRO	N-CA-CB	-6.57	95.37	102.60
1	7F	168	PHE	CZ-CE2-CD2	-6.57	112.21	120.10
1	85	184	TRP	CB-CG-CD1	-6.57	118.46	127.00
1	8k	80	TRP	CB-CG-CD1	-6.57	118.46	127.00
1	8w	164	TYR	CG-CD2-CE2	6.57	126.56	121.30
1	9X	51	ASP	CB-CG-OD2	6.57	124.21	118.30
1	c4	32	PHE	CB-CG-CD2	6.57	125.40	120.80
1	1f	169	TYR	CB-CG-CD1	-6.57	117.06	121.00
1	cA	88	ALA	N-CA-CB	-6.57	100.90	110.10
1	cP	216	THR	CA-CB-CG2	6.57	121.60	112.40
1	fP	40	PHE	CB-CG-CD2	6.57	125.40	120.80
1	v	184	TRP	CB-CG-CD2	6.57	135.14	126.60
1	2G	99	PRO	N-CD-CG	6.57	113.05	103.20
1	5R	78	ALA	CB-CA-C	-6.57	100.25	110.10
1	6S	190	LEU	CB-CG-CD2	6.57	122.17	111.00
1	8z	81	ASP	CB-CG-OD1	-6.57	112.39	118.30
1	as	40	PHE	CB-CG-CD1	6.57	125.40	120.80
1	aR	130	TYR	CB-CG-CD1	6.57	124.94	121.00
1	d8	166	ASP	CB-CG-OD2	-6.57	112.39	118.30
1	eI	117	TRP	CH2-CZ2-CE2	-6.57	110.83	117.40
1	fV	169	TYR	O-C-N	-6.57	112.19	122.70
1	iK	29	GLU	OE1-CD-OE2	-6.57	115.42	123.30
1	k8	169	TYR	CB-CG-CD2	-6.57	117.06	121.00
1	kx	82	ARG	NE-CZ-NH1	6.57	123.58	120.30
1	25	164	TYR	CD1-CG-CD2	6.57	125.12	117.90

Continued on next page...

Continued from previous page...

Mol	Chain	Res	Type	Atoms	Z	Observed(°)	Ideal(°)
1	lb	109	SER	N-CA-CB	6.57	120.35	110.50
1	2K	154	ARG	NH1-CZ-NH2	6.57	126.62	119.40
1	3P	51	ASP	CB-CG-OD1	-6.57	112.39	118.30
1	7i	178	SER	N-CA-CB	-6.57	100.65	110.50
1	86	40	PHE	CB-CG-CD2	6.57	125.40	120.80
1	9Y	18	ARG	NE-CZ-NH1	6.57	123.58	120.30
1	a4	184	TRP	CB-CA-C	6.57	123.53	110.40
1	ab	229	ARG	NE-CZ-NH2	-6.57	117.02	120.30
1	ld	133	TRP	CB-CG-CD1	6.57	135.54	127.00
1	dB	82	ARG	NH1-CZ-NH2	-6.57	112.17	119.40
1	ea	83	LEU	CB-CG-CD1	6.57	122.17	111.00
1	ep	82	ARG	NE-CZ-NH2	-6.57	117.02	120.30
1	ly	162	ARG	NE-CZ-NH1	6.57	123.58	120.30
1	g4	97	ARG	NE-CZ-NH2	-6.57	117.02	120.30
1	a	40	PHE	CB-CG-CD2	-6.57	116.20	120.80
1	h6	142	VAL	O-C-N	-6.57	112.20	122.70
1	im	162	ARG	CD-NE-CZ	6.57	132.79	123.60
1	iM	133	TRP	CG-CD1-NE1	-6.57	103.53	110.10
1	kT	117	TRP	CB-CG-CD2	6.57	135.13	126.60
1	3h	162	ARG	NH1-CZ-NH2	-6.57	112.18	119.40
1	3u	184	TRP	CB-CG-CD1	6.57	135.53	127.00
1	47	40	PHE	CB-CG-CD2	6.57	125.39	120.80
1	4u	97	ARG	NH1-CZ-NH2	-6.57	112.18	119.40
1	5q	10	MET	CG-SD-CE	-6.57	89.70	100.20
1	7A	14	ALA	N-CA-CB	-6.57	100.91	110.10
1	9d	81	ASP	CB-CG-OD2	6.57	124.21	118.30
1	b1	118	MET	CG-SD-CE	-6.57	89.70	100.20
1	b3	32	PHE	CB-CG-CD2	6.57	125.40	120.80
1	bT	215	MET	O-C-N	-6.57	112.20	122.70
1	da	197	ASP	CB-CG-OD2	6.57	124.21	118.30
1	do	55	MET	CA-CB-CG	6.57	124.46	113.30
1	dD	168	PHE	CB-CG-CD2	-6.57	116.20	120.80
1	el	18	ARG	NE-CZ-NH2	-6.57	117.02	120.30
1	lv	229	ARG	NE-CZ-NH2	-6.57	117.02	120.30
1	g3	229	ARG	NE-CZ-NH2	-6.57	117.02	120.30
1	e	229	ARG	NE-CZ-NH2	-6.57	117.02	120.30
1	gu	173	ARG	NE-CZ-NH2	-6.56	117.02	120.30
1	h7	59	VAL	CA-CB-CG1	-6.56	101.05	110.90
1	1M	143	ARG	NE-CZ-NH2	-6.56	117.02	120.30
1	5X	166	ASP	CB-CG-OD1	-6.56	112.39	118.30
1	6T	169	TYR	CB-CG-CD2	6.56	124.94	121.00
1	82	208	ALA	N-CA-CB	-6.56	100.91	110.10

Continued on next page...

Continued from previous page...

Mol	Chain	Res	Type	Atoms	Z	Observed(°)	Ideal(°)
1	8D	97	ARG	NH1-CZ-NH2	6.56	126.62	119.40
1	9a	162	ARG	NH1-CZ-NH2	-6.56	112.18	119.40
1	9H	168	PHE	CB-CG-CD1	-6.56	116.20	120.80
1	dd	86	VAL	CA-CB-CG1	6.56	120.75	110.90
1	ej	189	LEU	CB-CG-CD2	-6.56	99.84	111.00
1	em	40	PHE	CB-CG-CD2	6.56	125.39	120.80
1	1r	97	ARG	NE-CZ-NH2	-6.56	117.02	120.30
1	fe	23	TRP	CH2-CZ2-CE2	-6.56	110.84	117.40
1	a	100	ARG	NE-CZ-NH1	6.56	123.58	120.30
1	1V	154	ARG	NE-CZ-NH2	6.56	123.58	120.30
1	26	132	ARG	NE-CZ-NH2	-6.56	117.02	120.30
1	lh	66	MET	CG-SD-CE	6.56	110.70	100.20
1	4n	110	THR	O-C-N	-6.56	112.20	122.70
1	4q	117	TRP	CB-CG-CD2	-6.56	118.07	126.60
1	60	40	PHE	CB-CG-CD1	-6.56	116.21	120.80
1	6M	27	VAL	CA-CB-CG2	-6.56	101.06	110.90
1	7W	14	ALA	CB-CA-C	-6.56	100.26	110.10
1	8J	5	ASN	CB-CG-OD1	6.56	134.73	121.60
1	95	50	GLN	CG-CD-OE1	6.56	134.73	121.60
1	9F	168	PHE	CG-CD1-CE1	6.56	128.02	120.80
1	an	97	ARG	NE-CZ-NH1	6.56	123.58	120.30
1	c1	162	ARG	NH1-CZ-NH2	-6.56	112.18	119.40
1	1c	229	ARG	NH1-CZ-NH2	-6.56	112.18	119.40
1	cX	82	ARG	CD-NE-CZ	6.56	132.79	123.60
1	dk	143	ARG	NE-CZ-NH1	6.56	123.58	120.30
1	ef	97	ARG	NE-CZ-NH1	-6.56	117.02	120.30
1	eP	120	HIS	CA-CB-CG	6.56	124.76	113.60
1	eT	169	TYR	CB-CG-CD1	-6.56	117.06	121.00
1	eW	180	GLU	OE1-CD-OE2	-6.56	115.42	123.30
1	fh	130	TYR	CB-CG-CD2	-6.56	117.06	121.00
1	fn	111	LEU	O-C-N	-6.56	112.20	122.70
1	fy	118	MET	CG-SD-CE	-6.56	89.70	100.20
1	gW	100	ARG	NE-CZ-NH2	-6.56	117.02	120.30
1	je	210	THR	CA-CB-OG1	6.56	122.78	109.00
1	jo	184	TRP	CD1-NE1-CE2	6.56	114.91	109.00
1	l9	117	TRP	NE1-CE2-CD2	6.56	113.86	107.30
1	3S	143	ARG	NE-CZ-NH1	-6.56	117.02	120.30
1	82	204	ALA	O-C-N	6.56	133.20	122.70
1	8x	167	ARG	NE-CZ-NH1	6.56	123.58	120.30
1	aq	216	THR	O-C-N	-6.56	112.20	122.70
1	bq	154	ARG	NE-CZ-NH1	6.56	123.58	120.30
1	d4	9	GLN	O-C-N	-6.56	112.20	122.70

Continued on next page...

Continued from previous page...

Mol	Chain	Res	Type	Atoms	Z	Observed(°)	Ideal(°)
1	df	143	ARG	NH1-CZ-NH2	6.56	126.62	119.40
1	gN	166	ASP	CB-CG-OD2	6.56	124.20	118.30
1	lQ	228	ALA	CB-CA-C	-6.56	100.26	110.10
1	7u	3	VAL	CA-CB-CG1	6.56	120.74	110.90
1	Z	173	ARG	NE-CZ-NH2	-6.56	117.02	120.30
1	10	133	TRP	CB-CG-CD1	6.56	135.53	127.00
1	aC	229	ARG	NH1-CZ-NH2	-6.56	112.19	119.40
1	bB	184	TRP	CG-CD1-NE1	-6.56	103.54	110.10
1	cf	166	ASP	CB-CG-OD2	-6.56	112.40	118.30
1	dD	181	VAL	CA-CB-CG1	6.56	120.74	110.90
1	eM	36	VAL	O-C-N	-6.56	112.21	122.70
1	hx	145	TYR	CG-CD2-CE2	6.56	126.55	121.30
1	i6	168	PHE	CB-CG-CD2	6.56	125.39	120.80
1	ib	18	ARG	NH1-CZ-NH2	-6.56	112.19	119.40
1	1P	185	MET	CG-SD-CE	-6.56	89.71	100.20
1	kO	184	TRP	CA-CB-CG	6.56	126.16	113.70
1	lF	130	TYR	CB-CG-CD1	6.56	124.93	121.00
1	35	133	TRP	CB-CG-CD2	-6.56	118.07	126.60
1	38	162	ARG	NE-CZ-NH1	6.56	123.58	120.30
1	4g	130	TYR	CD1-CE1-CZ	6.56	125.70	119.80
1	4q	168	PHE	CB-CG-CD2	6.56	125.39	120.80
1	4Z	143	ARG	NH1-CZ-NH2	-6.56	112.19	119.40
1	7x	28	GLU	OE1-CD-OE2	-6.56	115.43	123.30
1	c3	82	ARG	NH1-CZ-NH2	-6.56	112.19	119.40
1	cm	97	ARG	NH1-CZ-NH2	-6.56	112.19	119.40
1	co	100	ARG	NE-CZ-NH1	6.56	123.58	120.30
1	1h	105	ALA	N-CA-CB	-6.56	100.92	110.10
1	1j	169	TYR	CB-CG-CD2	6.56	124.94	121.00
1	fa	36	VAL	CA-CB-CG2	-6.56	101.06	110.90
1	1y	36	VAL	CA-CB-CG2	-6.56	101.06	110.90
1	fH	40	PHE	CB-CG-CD2	6.56	125.39	120.80
1	g0	166	ASP	CB-CG-OD1	6.56	124.20	118.30
1	m	208	ALA	N-CA-CB	6.56	119.28	110.10
1	hg	214	MET	CG-SD-CE	-6.56	89.71	100.20
1	j1	174	ALA	N-CA-CB	-6.56	100.92	110.10
1	4N	82	ARG	NE-CZ-NH1	-6.56	117.02	120.30
1	7U	185	MET	CG-SD-CE	-6.56	89.71	100.20
1	h1	193	ASN	O-C-N	-6.55	112.21	122.70
1	hh	229	ARG	NE-CZ-NH2	-6.55	117.02	120.30
1	i3	133	TRP	CB-CG-CD1	6.55	135.52	127.00
1	jO	143	ARG	NH1-CZ-NH2	-6.55	112.19	119.40
1	km	130	TYR	CB-CG-CD2	-6.55	117.07	121.00

Continued on next page...

Continued from previous page...

Mol	Chain	Res	Type	Atoms	Z	Observed(°)	Ideal(°)
1	l3	194	ALA	CB-CA-C	6.55	119.93	110.10
1	2N	66	MET	CG-SD-CE	-6.55	89.71	100.20
1	2V	35	GLU	OE1-CD-OE2	-6.55	115.43	123.30
1	36	121	ASN	N-CA-CB	-6.55	98.80	110.60
1	4s	229	ARG	NE-CZ-NH2	-6.55	117.02	120.30
1	5u	195	ASN	CB-CA-C	6.55	123.51	110.40
1	5Y	117	TRP	CB-CG-CD1	-6.55	118.48	127.00
1	6c	145	TYR	CB-CG-CD1	-6.55	117.07	121.00
1	6h	34	PRO	C-N-CA	6.55	138.09	121.70
1	7t	97	ARG	NE-CZ-NH2	-6.55	117.02	120.30
1	8j	229	ARG	NE-CZ-NH1	6.55	123.58	120.30
1	aY	117	TRP	NE1-CE2-CD2	-6.55	100.75	107.30
1	cx	229	ARG	NE-CZ-NH2	-6.55	117.02	120.30
1	eY	107	THR	CA-CB-CG2	6.55	121.58	112.40
1	lu	96	MET	CG-SD-CE	-6.55	89.71	100.20
1	g4	148	THR	N-CA-CB	6.55	122.75	110.30
1	jh	45	GLU	CG-CD-OE1	6.55	131.41	118.30
1	l8	153	ILE	O-C-N	-6.55	112.22	122.70
1	6X	132	ARG	NE-CZ-NH1	6.55	123.58	120.30
1	7q	191	VAL	CA-CB-CG2	-6.55	101.07	110.90
1	ad	210	THR	CA-CB-CG2	-6.55	103.22	112.40
1	es	190	LEU	O-C-N	-6.55	112.22	122.70
1	id	145	TYR	CG-CD2-CE2	-6.55	116.06	121.30
1	j9	18	ARG	NE-CZ-NH2	-6.55	117.02	120.30
1	lv	18	ARG	NH1-CZ-NH2	-6.55	112.19	119.40
1	2l	191	VAL	CG1-CB-CG2	-6.55	100.42	110.90
1	4d	130	TYR	CG-CD1-CE1	6.55	126.54	121.30
1	4U	145	TYR	CA-CB-CG	-6.55	100.95	113.40
1	5y	71	GLU	OE1-CD-OE2	-6.55	115.44	123.30
1	7o	97	ARG	NE-CZ-NH2	6.55	123.58	120.30
1	8x	197	ASP	CB-CG-OD2	-6.55	112.40	118.30
1	9m	103	ASP	CB-CG-OD1	6.55	124.20	118.30
1	9B	130	TYR	CB-CG-CD2	6.55	124.93	121.00
1	aF	214	MET	CG-SD-CE	-6.55	89.72	100.20
1	bb	96	MET	CG-SD-CE	-6.55	89.72	100.20
1	bT	167	ARG	NE-CZ-NH2	6.55	123.58	120.30
1	dc	31	ALA	CB-CA-C	6.55	119.93	110.10
1	dC	103	ASP	CB-CG-OD1	6.55	124.20	118.30
1	fj	130	TYR	CG-CD2-CE2	-6.55	116.06	121.30
1	fN	97	ARG	NE-CZ-NH1	6.55	123.58	120.30
1	fS	173	ARG	CD-NE-CZ	-6.55	114.43	123.60
1	g7	100	ARG	NH1-CZ-NH2	-6.55	112.19	119.40

Continued on next page...

Continued from previous page...

Mol	Chain	Res	Type	Atoms	Z	Observed(°)	Ideal(°)
1	9	173	ARG	NE-CZ-NH2	-6.55	117.02	120.30
1	gU	108	THR	OG1-CB-CG2	-6.55	94.93	110.00
1	gY	14	ALA	N-CA-CB	-6.55	100.93	110.10
1	ib	173	ARG	NE-CZ-NH1	6.55	123.58	120.30
1	if	56	LEU	CB-CG-CD1	6.55	122.14	111.00
1	k7	164	TYR	CG-CD1-CE1	-6.55	116.06	121.30
1	ls	82	ARG	NH1-CZ-NH2	-6.55	112.20	119.40
1	4u	125	PRO	N-CA-CB	-6.55	95.40	102.60
1	7m	55	MET	CA-CB-CG	6.55	124.44	113.30
1	90	130	TYR	CB-CG-CD2	-6.55	117.07	121.00
1	cv	18	ARG	NE-CZ-NH2	-6.55	117.03	120.30
1	dH	145	TYR	CB-CG-CD2	-6.55	117.07	121.00
1	ek	27	VAL	O-C-N	-6.55	112.22	122.70
1	fb	22	ALA	N-CA-CB	-6.55	100.93	110.10
1	fi	184	TRP	CB-CG-CD1	-6.55	118.48	127.00
1	w	82	ARG	NH1-CZ-NH2	-6.55	112.19	119.40
1	gk	167	ARG	NE-CZ-NH1	6.55	123.57	120.30
1	gr	173	ARG	NE-CZ-NH2	6.55	123.57	120.30
1	he	173	ARG	NE-CZ-NH1	6.55	123.57	120.30
1	kP	173	ARG	NE-CZ-NH2	-6.55	117.03	120.30
1	l0	100	ARG	NE-CZ-NH2	-6.55	117.03	120.30
1	2E	23	TRP	CB-CG-CD1	-6.55	118.49	127.00
1	3z	51	ASP	CB-CG-OD2	-6.55	112.41	118.30
1	5F	76	GLU	O-C-N	-6.55	112.22	122.70
1	62	164	TYR	CB-CG-CD1	-6.55	117.07	121.00
1	ez	173	ARG	NH1-CZ-NH2	6.55	126.60	119.40
1	g4	169	TYR	CG-CD2-CE2	-6.55	116.06	121.30
1	q	119	THR	CA-CB-CG2	-6.55	103.23	112.40
1	lc	40	PHE	CB-CG-CD2	-6.55	116.22	120.80
1	2l	188	THR	CA-CB-CG2	-6.55	103.23	112.40
1	2z	24	VAL	CA-CB-CG1	6.55	120.72	110.90
1	2X	82	ARG	NH1-CZ-NH2	-6.55	112.20	119.40
1	38	128	GLU	OE1-CD-OE2	-6.55	115.44	123.30
1	3V	97	ARG	NH1-CZ-NH2	-6.55	112.20	119.40
1	3Z	117	TRP	CG-CD1-NE1	-6.55	103.55	110.10
1	4S	68	MET	CG-SD-CE	-6.55	89.72	100.20
1	5G	98	GLU	OE1-CD-OE2	-6.55	115.44	123.30
1	6a	144	MET	CG-SD-CE	-6.55	89.72	100.20
1	6b	164	TYR	CB-CG-CD2	6.55	124.93	121.00
1	7H	161	PHE	CB-CG-CD1	6.55	125.38	120.80
1	8m	195	ASN	CA-CB-CG	6.55	127.80	113.40
1	8t	66	MET	O-C-N	-6.55	112.23	122.70

Continued on next page...

Continued from previous page...

Mol	Chain	Res	Type	Atoms	Z	Observed(°)	Ideal(°)
1	9f	120	HIS	CB-CA-C	6.55	123.49	110.40
1	bV	113	GLU	OE1-CD-OE2	-6.55	115.44	123.30
1	cb	82	ARG	NE-CZ-NH2	-6.55	117.03	120.30
1	cC	3	VAL	CA-CB-CG2	-6.55	101.08	110.90
1	cR	80	TRP	CB-CG-CD1	-6.55	118.49	127.00
1	eL	72	THR	O-C-N	-6.55	112.22	122.70
1	eP	18	ARG	NH1-CZ-NH2	-6.55	112.20	119.40
1	fM	165	VAL	CA-CB-CG2	-6.55	101.08	110.90
1	g9	117	TRP	CB-CG-CD1	-6.54	118.49	127.00
1	gq	166	ASP	CB-CG-OD1	6.54	124.19	118.30
1	ij	117	TRP	CG-CD1-NE1	-6.54	103.56	110.10
1	kb	162	ARG	NE-CZ-NH1	-6.54	117.03	120.30
1	kw	69	LEU	CB-CA-C	6.54	122.64	110.20
1	ky	212	GLU	O-C-N	-6.54	112.23	122.70
1	lR	23	TRP	CB-CG-CD1	-6.54	118.49	127.00
1	50	23	TRP	CZ3-CH2-CZ2	-6.54	113.75	121.60
1	5Y	200	THR	N-CA-CB	6.54	122.74	110.30
1	75	169	TYR	CG-CD2-CE2	6.54	126.54	121.30
1	7a	154	ARG	NE-CZ-NH2	6.54	123.57	120.30
1	fe	31	ALA	N-CA-CB	6.54	119.26	110.10
1	g3	173	ARG	NE-CZ-NH2	-6.54	117.03	120.30
1	hW	153	ILE	O-C-N	-6.54	112.23	122.70
1	iU	200	THR	CA-CB-CG2	-6.54	103.24	112.40
1	j4	68	MET	CG-SD-CE	-6.54	89.73	100.20
1	jD	72	THR	CA-CB-CG2	6.54	121.56	112.40
1	jP	82	ARG	NH1-CZ-NH2	-6.54	112.20	119.40
1	2f	163	ASP	CB-CG-OD1	6.54	124.19	118.30
1	2s	40	PHE	CG-CD1-CE1	-6.54	113.60	120.80
1	3w	154	ARG	NH1-CZ-NH2	-6.54	112.20	119.40
1	6h	178	SER	N-CA-CB	6.54	120.31	110.50
1	7u	19	THR	N-CA-CB	6.54	122.73	110.30
1	8s	126	VAL	CA-CB-CG1	-6.54	101.08	110.90
1	cT	64	ALA	CB-CA-C	-6.54	100.28	110.10
1	dV	65	ALA	O-C-N	-6.54	112.23	122.70
1	eO	152	ASP	CB-CG-OD1	6.54	124.19	118.30
1	fH	169	TYR	CG-CD2-CE2	-6.54	116.06	121.30
1	fT	103	ASP	CB-CG-OD1	6.54	124.19	118.30
1	i	71	GLU	OE1-CD-OE2	-6.54	115.45	123.30
1	7	24	VAL	CA-CB-CG2	-6.54	101.08	110.90
1	h9	143	ARG	NE-CZ-NH2	6.54	123.57	120.30
1	i8	40	PHE	CD1-CE1-CZ	-6.54	112.25	120.10
1	iR	42	ALA	CB-CA-C	-6.54	100.29	110.10

Continued on next page...

Continued from previous page...

Mol	Chain	Res	Type	Atoms	Z	Observed(°)	Ideal(°)
1	kI	92	GLU	OE1-CD-OE2	-6.54	115.45	123.30
1	li	81	ASP	CB-CG-OD1	-6.54	112.41	118.30
1	lk	130	TYR	CB-CG-CD1	6.54	124.92	121.00
1	3d	81	ASP	CB-CG-OD2	6.54	124.19	118.30
1	3v	168	PHE	CG-CD1-CE1	-6.54	113.60	120.80
1	49	210	THR	CA-CB-CG2	-6.54	103.24	112.40
1	5d	197	ASP	CB-CG-OD2	6.54	124.19	118.30
1	63	173	ARG	CG-CD-NE	-6.54	98.06	111.80
1	7P	132	ARG	NE-CZ-NH2	-6.54	117.03	120.30
1	7Z	97	ARG	NE-CZ-NH1	6.54	123.57	120.30
1	ae	133	TRP	N-CA-CB	6.54	122.38	110.60
1	c2	40	PHE	CG-CD1-CE1	6.54	128.00	120.80
1	cq	228	ALA	CB-CA-C	6.54	119.91	110.10
1	d7	166	ASP	CB-CG-OD2	-6.54	112.41	118.30
1	dx	152	ASP	CB-CG-OD2	6.54	124.19	118.30
1	dP	154	ARG	NE-CZ-NH2	6.54	123.57	120.30
1	ez	161	PHE	CB-CG-CD1	-6.54	116.22	120.80
1	fa	219	GLN	N-CA-CB	6.54	122.38	110.60
1	lz	132	ARG	NE-CZ-NH1	6.54	123.57	120.30
1	u	197	ASP	CB-CG-OD1	6.54	124.19	118.30
1	gH	133	TRP	CB-CG-CD2	6.54	135.10	126.60
1	hf	48	THR	CA-CB-CG2	-6.54	103.24	112.40
1	l6	132	ARG	NE-CZ-NH1	-6.54	117.03	120.30
1	26	39	MET	CA-CB-CG	6.54	124.42	113.30
1	2l	82	ARG	NH1-CZ-NH2	-6.54	112.21	119.40
1	2x	82	ARG	NE-CZ-NH1	6.54	123.57	120.30
1	30	18	ARG	NE-CZ-NH1	6.54	123.57	120.30
1	6e	108	THR	CA-CB-CG2	-6.54	103.24	112.40
1	6g	71	GLU	O-C-N	-6.54	112.24	122.70
1	7G	80	TRP	CB-CG-CD1	-6.54	118.50	127.00
1	j	145	TYR	CD1-CE1-CZ	6.54	125.69	119.80
1	A	132	ARG	NE-CZ-NH1	6.54	123.57	120.30
1	hh	39	MET	CG-SD-CE	-6.54	89.74	100.20
1	1V	230	VAL	CG1-CB-CG2	-6.54	100.44	110.90
1	1Y	166	ASP	CB-CG-OD1	-6.54	112.42	118.30
1	jR	79	GLU	OE1-CD-OE2	-6.54	115.45	123.30
1	lv	4	GLN	C-N-CA	6.54	138.05	121.70
1	lB	71	GLU	OE1-CD-OE2	-6.54	115.45	123.30
1	lJ	163	ASP	CB-CG-OD2	6.54	124.18	118.30
1	4E	97	ARG	O-C-N	-6.54	112.24	122.70
1	6W	149	SER	N-CA-CB	6.54	120.31	110.50
1	7i	18	ARG	NE-CZ-NH1	6.54	123.57	120.30

Continued on next page...

Continued from previous page...

Mol	Chain	Res	Type	Atoms	Z	Observed(°)	Ideal(°)
1	8M	145	TYR	CB-CG-CD1	6.54	124.92	121.00
1	9e	26	VAL	CA-CB-CG2	-6.54	101.09	110.90
1	bq	132	ARG	NE-CZ-NH1	6.54	123.57	120.30
1	bq	169	TYR	CB-CG-CD2	-6.54	117.08	121.00
1	bI	40	PHE	CB-CG-CD2	-6.54	116.22	120.80
1	cx	39	MET	CG-SD-CE	-6.54	89.74	100.20
1	cT	189	LEU	CB-CG-CD2	6.54	122.11	111.00
1	dy	18	ARG	NE-CZ-NH1	-6.54	117.03	120.30
1	dY	164	TYR	CG-CD1-CE1	-6.54	116.07	121.30
1	fT	229	ARG	NE-CZ-NH2	-6.54	117.03	120.30
1	g2	23	TRP	CB-CG-CD2	-6.54	118.10	126.60
1	g4	54	THR	CA-CB-CG2	-6.54	103.25	112.40
1	E	162	ARG	NE-CZ-NH2	6.54	123.57	120.30
1	gs	205	LEU	CB-CG-CD2	-6.54	99.89	111.00
1	hB	10	MET	CG-SD-CE	-6.54	89.74	100.20
1	k3	143	ARG	NE-CZ-NH1	6.54	123.57	120.30
1	3U	24	VAL	CG1-CB-CG2	-6.54	100.44	110.90
1	ln	40	PHE	CB-CG-CD1	-6.54	116.22	120.80
1	ed	40	PHE	CB-CG-CD2	-6.54	116.22	120.80
1	fq	161	PHE	N-CA-CB	6.54	122.37	110.60
1	lz	97	ARG	NE-CZ-NH2	-6.54	117.03	120.30
1	i6	197	ASP	CB-CG-OD2	-6.54	112.42	118.30
1	iL	221	VAL	CA-CB-CG1	6.54	120.70	110.90
1	iV	97	ARG	NE-CZ-NH1	6.54	123.57	120.30
1	jT	62	HIS	N-CA-CB	6.54	122.36	110.60
1	2o	81	ASP	CB-CG-OD1	6.54	124.18	118.30
1	3Q	97	ARG	NE-CZ-NH2	-6.54	117.03	120.30
1	4D	32	PHE	CB-CG-CD1	-6.54	116.22	120.80
1	4U	215	MET	CG-SD-CE	-6.54	89.74	100.20
1	9o	82	ARG	NH1-CZ-NH2	-6.54	112.21	119.40
1	9I	166	ASP	CB-CG-OD2	6.54	124.18	118.30
1	an	154	ARG	CG-CD-NE	-6.54	98.07	111.80
1	ap	162	ARG	NE-CZ-NH2	6.54	123.57	120.30
1	az	187	GLU	OE1-CD-OE2	-6.54	115.46	123.30
1	bB	184	TRP	CD1-CG-CD2	6.54	111.53	106.30
1	cf	132	ARG	NE-CZ-NH2	6.54	123.57	120.30
1	cr	126	VAL	CA-CB-CG2	6.54	120.70	110.90
1	cM	130	TYR	CB-CG-CD2	-6.54	117.08	121.00
1	dF	167	ARG	NE-CZ-NH2	6.54	123.57	120.30
1	eD	215	MET	CG-SD-CE	-6.54	89.74	100.20
1	A	32	PHE	CB-CG-CD2	6.54	125.38	120.80
1	1N	167	ARG	NE-CZ-NH2	-6.53	117.03	120.30

Continued on next page...

Continued from previous page...

Mol	Chain	Res	Type	Atoms	Z	Observed(°)	Ideal(°)
1	j6	23	TRP	CD1-CG-CD2	6.53	111.53	106.30
1	jY	32	PHE	C-N-CA	6.53	138.03	121.70
1	k0	81	ASP	CB-CG-OD1	6.53	124.18	118.30
1	ka	162	ARG	NE-CZ-NH1	6.53	123.57	120.30
1	la	145	TYR	CZ-CE2-CD2	-6.53	113.92	119.80
1	lA	214	MET	CG-SD-CE	-6.53	89.75	100.20
1	2b	132	ARG	NE-CZ-NH1	6.53	123.57	120.30
1	3K	161	PHE	CB-CG-CD2	-6.53	116.23	120.80
1	4J	80	TRP	CB-CG-CD1	6.53	135.49	127.00
1	4J	97	ARG	NE-CZ-NH2	-6.53	117.03	120.30
1	4X	169	TYR	CG-CD1-CE1	-6.53	116.07	121.30
1	6d	174	ALA	CB-CA-C	-6.53	100.30	110.10
1	79	133	TRP	CE2-CD2-CG	-6.53	102.07	107.30
1	9f	164	TYR	CG-CD1-CE1	-6.53	116.07	121.30
1	9y	184	TRP	CB-CG-CD1	-6.53	118.51	127.00
1	9z	97	ARG	NH1-CZ-NH2	-6.53	112.21	119.40
1	bf	130	TYR	CB-CG-CD1	-6.53	117.08	121.00
1	bg	86	VAL	O-C-N	-6.53	112.25	122.70
1	cj	218	CYS	CA-CB-SG	6.53	125.76	114.00
1	cC	117	TRP	CH2-CZ2-CE2	-6.53	110.87	117.40
1	dC	208	ALA	N-CA-CB	-6.53	100.95	110.10
1	dV	200	THR	CA-CB-CG2	-6.53	103.25	112.40
1	eQ	176	GLN	CG-CD-OE1	-6.53	108.53	121.60
1	eX	144	MET	CG-SD-CE	-6.53	89.75	100.20
1	fY	164	TYR	CB-CG-CD1	6.53	124.92	121.00
1	h3	168	PHE	CB-CG-CD2	6.53	125.37	120.80
1	iX	97	ARG	CD-NE-CZ	6.53	132.74	123.60
1	5c	166	ASP	CB-CG-OD1	6.53	124.18	118.30
1	13	58	THR	CA-CB-CG2	6.53	121.55	112.40
1	15	229	ARG	NE-CZ-NH2	-6.53	117.03	120.30
1	dv	93	PRO	N-CD-CG	6.53	113.00	103.20
1	1v	96	MET	CA-CB-CG	6.53	124.41	113.30
1	fw	33	SER	CB-CA-C	6.53	122.51	110.10
1	fB	200	THR	CA-CB-CG2	6.53	121.54	112.40
1	0	145	TYR	CB-CG-CD1	-6.53	117.08	121.00
1	iw	117	TRP	CD1-CG-CD2	-6.53	101.08	106.30
1	jG	173	ARG	NE-CZ-NH2	-6.53	117.03	120.30
1	lv	32	PHE	CB-CG-CD2	6.53	125.37	120.80
1	5W	164	TYR	CB-CG-CD1	-6.53	117.08	121.00
1	7u	191	VAL	O-C-N	-6.53	112.25	122.70
1	7V	168	PHE	CB-CG-CD2	6.53	125.37	120.80
1	8b	145	TYR	CG-CD2-CE2	-6.53	116.08	121.30

Continued on next page...

Continued from previous page...

Mol	Chain	Res	Type	Atoms	Z	Observed(°)	Ideal(°)
1	9U	132	ARG	NH1-CZ-NH2	-6.53	112.22	119.40
1	ao	120	HIS	O-C-N	-6.53	112.25	122.70
1	at	51	ASP	CB-CG-OD2	-6.53	112.42	118.30
1	bH	215	MET	CG-SD-CE	-6.53	89.75	100.20
1	bK	126	VAL	CG1-CB-CG2	-6.53	100.45	110.90
1	c2	97	ARG	NH1-CZ-NH2	-6.53	112.22	119.40
1	cC	164	TYR	CB-CG-CD1	-6.53	117.08	121.00
1	cI	118	MET	CG-SD-CE	-6.53	89.75	100.20
1	db	133	TRP	NE1-CE2-CZ2	-6.53	123.22	130.40
1	fI	192	GLN	CB-CA-C	6.53	123.46	110.40
1	fF	215	MET	CG-SD-CE	6.53	110.65	100.20
1	1A	51	ASP	CB-CG-OD1	6.53	124.18	118.30
1	2	231	LEU	CB-CG-CD1	6.53	122.10	111.00
1	gT	211	LEU	CB-CG-CD1	6.53	122.10	111.00
1	gX	164	TYR	CB-CG-CD2	6.53	124.92	121.00
1	3S	32	PHE	CB-CG-CD1	-6.53	116.23	120.80
1	4H	168	PHE	CB-CG-CD1	-6.53	116.23	120.80
1	7H	100	ARG	NE-CZ-NH1	6.53	123.56	120.30
1	8i	36	VAL	O-C-N	-6.53	112.25	122.70
1	cL	169	TYR	CG-CD2-CE2	-6.53	116.08	121.30
1	dW	145	TYR	CZ-CE2-CD2	6.53	125.68	119.80
1	P	152	ASP	CB-CG-OD1	6.53	124.18	118.30
1	gR	145	TYR	CB-CG-CD1	-6.53	117.08	121.00
1	gS	36	VAL	CA-CB-CG2	6.53	120.69	110.90
1	ib	164	TYR	CD1-CE1-CZ	6.53	125.67	119.80
1	ic	18	ARG	NE-CZ-NH2	6.53	123.56	120.30
1	it	82	ARG	NE-CZ-NH1	6.53	123.56	120.30
1	iV	164	TYR	CG-CD1-CE1	-6.53	116.08	121.30
1	jG	4	GLN	O-C-N	-6.53	112.25	122.70
1	l7	18	ARG	NE-CZ-NH1	6.53	123.56	120.30
1	lw	135	ILE	CA-CB-CG1	6.53	123.40	111.00
1	4d	82	ARG	NH1-CZ-NH2	-6.53	112.22	119.40
1	4p	133	TRP	CB-CG-CD1	6.53	135.49	127.00
1	4Z	80	TRP	CB-CG-CD2	6.53	135.09	126.60
1	51	55	MET	CG-SD-CE	-6.53	89.76	100.20
1	88	24	VAL	CG1-CB-CG2	6.53	121.34	110.90
1	8T	173	ARG	NH1-CZ-NH2	-6.53	112.22	119.40
1	9L	185	MET	CG-SD-CE	-6.53	89.75	100.20
1	9O	130	TYR	CB-CG-CD2	-6.53	117.08	121.00
1	aY	181	VAL	CG1-CB-CG2	-6.53	100.45	110.90
1	aZ	185	MET	CG-SD-CE	-6.53	89.76	100.20
1	bt	3	VAL	CG1-CB-CG2	-6.53	100.46	110.90

Continued on next page...

Continued from previous page...

Mol	Chain	Res	Type	Atoms	Z	Observed(°)	Ideal(°)
1	c5	164	TYR	CB-CG-CD1	-6.53	117.08	121.00
1	cX	168	PHE	CB-CG-CD2	-6.53	116.23	120.80
1	e0	228	ALA	CB-CA-C	6.53	119.89	110.10
1	eA	143	ARG	NE-CZ-NH2	-6.53	117.04	120.30
1	eH	229	ARG	NE-CZ-NH1	6.53	123.56	120.30
1	v	145	TYR	CB-CG-CD1	-6.53	117.08	121.00
1	y	166	ASP	CB-CG-OD1	-6.53	112.43	118.30
1	M	186	THR	CA-CB-CG2	-6.53	103.26	112.40
1	hn	10	MET	CG-SD-CE	-6.53	89.76	100.20
1	i5	100	ARG	NE-CZ-NH1	6.53	123.56	120.30
1	ia	130	TYR	CA-CB-CG	6.53	125.80	113.40
1	iW	168	PHE	CZ-CE2-CD2	-6.53	112.27	120.10
1	iY	58	THR	CA-CB-CG2	-6.53	103.27	112.40
1	kU	97	ARG	NH1-CZ-NH2	-6.53	112.22	119.40
1	3C	163	ASP	CB-CG-OD2	-6.53	112.43	118.30
1	3F	159	GLU	OE1-CD-OE2	-6.53	115.47	123.30
1	6Y	81	ASP	CB-CG-OD1	6.53	124.17	118.30
1	7j	75	GLU	N-CA-CB	-6.53	98.86	110.60
1	7k	162	ARG	NE-CZ-NH2	-6.53	117.04	120.30
1	9e	97	ARG	NE-CZ-NH2	-6.53	117.04	120.30
1	aO	162	ARG	NE-CZ-NH1	6.53	123.56	120.30
1	aS	130	TYR	CB-CG-CD2	6.53	124.92	121.00
1	cI	163	ASP	CB-CG-OD1	6.53	124.17	118.30
1	dj	74	ASN	O-C-N	-6.53	112.26	122.70
1	dH	130	TYR	CB-CG-CD2	-6.53	117.08	121.00
1	dJ	130	TYR	CB-CG-CD2	6.53	124.92	121.00
1	dN	32	PHE	CB-CG-CD2	-6.53	116.23	120.80
1	1p	10	MET	CG-SD-CE	-6.53	89.76	100.20
1	k	117	TRP	CZ3-CH2-CZ2	-6.53	113.77	121.60
1	gE	164	TYR	CG-CD2-CE2	6.52	126.52	121.30
1	gW	103	ASP	CB-CG-OD2	6.52	124.17	118.30
1	ht	130	TYR	CG-CD2-CE2	-6.52	116.08	121.30
1	iI	82	ARG	NE-CZ-NH1	6.52	123.56	120.30
1	jM	168	PHE	CB-CG-CD1	-6.52	116.23	120.80
1	lx	71	GLU	OE1-CD-OE2	-6.52	115.47	123.30
1	II	163	ASP	CB-CG-OD1	6.52	124.17	118.30
1	5s	132	ARG	NH1-CZ-NH2	-6.52	112.22	119.40
1	5U	18	ARG	NE-CZ-NH1	6.52	123.56	120.30
1	7h	40	PHE	CB-CG-CD1	-6.52	116.23	120.80
1	8U	173	ARG	NE-CZ-NH1	6.52	123.56	120.30
1	9o	184	TRP	CG-CD2-CE3	6.52	139.77	133.90
1	9R	229	ARG	NE-CZ-NH1	6.52	123.56	120.30

Continued on next page...

Continued from previous page...

Mol	Chain	Res	Type	Atoms	Z	Observed(°)	Ideal(°)
1	aw	154	ARG	NE-CZ-NH1	6.52	123.56	120.30
1	cx	143	ARG	NE-CZ-NH2	-6.52	117.04	120.30
1	cB	79	GLU	OE1-CD-OE2	-6.52	115.47	123.30
1	B	100	ARG	NE-CZ-NH2	-6.52	117.04	120.30
1	is	38	PRO	N-CD-CG	6.52	112.98	103.20
1	ix	82	ARG	NH1-CZ-NH2	-6.52	112.23	119.40
1	iC	173	ARG	NE-CZ-NH2	-6.52	117.04	120.30
1	je	119	THR	CA-CB-CG2	-6.52	103.27	112.40
1	kc	55	MET	CG-SD-CE	-6.52	89.76	100.20
1	kJ	22	ALA	O-C-N	-6.52	112.26	122.70
1	l5	200	THR	N-CA-CB	6.52	122.69	110.30
1	2b	141	ILE	CA-CB-CG2	6.52	123.94	110.90
1	2c	186	THR	N-CA-CB	6.52	122.69	110.30
1	3M	169	TYR	CG-CD2-CE2	-6.52	116.08	121.30
1	4w	216	THR	CA-CB-CG2	-6.52	103.27	112.40
1	5O	40	PHE	CB-CG-CD1	6.52	125.36	120.80
1	6r	130	TYR	CG-CD2-CE2	-6.52	116.08	121.30
1	6W	162	ARG	NE-CZ-NH2	-6.52	117.04	120.30
1	8w	164	TYR	CB-CG-CD2	6.52	124.91	121.00
1	9p	40	PHE	CB-CG-CD2	6.52	125.37	120.80
1	9E	98	GLU	N-CA-CB	-6.52	98.86	110.60
1	9H	173	ARG	NE-CZ-NH1	6.52	123.56	120.30
1	9L	68	MET	CG-SD-CE	-6.52	89.77	100.20
1	1h	23	TRP	CZ3-CH2-CZ2	-6.52	113.77	121.60
1	d8	62	HIS	CA-CB-CG	-6.52	102.51	113.60
1	1z	132	ARG	NE-CZ-NH2	-6.52	117.04	120.30
1	g	100	ARG	O-C-N	-6.52	112.11	123.20
1	D	66	MET	CG-SD-CE	-6.52	89.77	100.20
1	gf	133	TRP	CB-CG-CD2	-6.52	118.12	126.60
1	go	131	LYS	O-C-N	-6.52	112.27	122.70
1	iH	68	MET	CG-SD-CE	-6.52	89.77	100.20
1	iM	133	TRP	CD1-NE1-CE2	6.52	114.87	109.00
1	jj	32	PHE	CB-CG-CD1	6.52	125.36	120.80
1	kJ	58	THR	N-CA-CB	6.52	122.69	110.30
1	58	97	ARG	NE-CZ-NH2	-6.52	117.04	120.30
1	6I	229	ARG	NE-CZ-NH1	6.52	123.56	120.30
1	9k	185	MET	CG-SD-CE	-6.52	89.77	100.20
1	au	18	ARG	NE-CZ-NH1	6.52	123.56	120.30
1	bQ	107	THR	CA-CB-CG2	-6.52	103.27	112.40
1	dc	130	TYR	CG-CD2-CE2	-6.52	116.08	121.30
1	ds	40	PHE	CB-CG-CD2	6.52	125.36	120.80
1	gg	181	VAL	CA-CB-CG2	-6.52	101.12	110.90

Continued on next page...

Continued from previous page...

Mol	Chain	Res	Type	Atoms	Z	Observed(°)	Ideal(°)
1	ic	169	TYR	CB-CG-CD1	-6.52	117.09	121.00
1	iN	162	ARG	NH1-CZ-NH2	-6.52	112.23	119.40
1	20	132	ARG	NH1-CZ-NH2	-6.52	112.23	119.40
1	23	97	ARG	NH1-CZ-NH2	-6.52	112.23	119.40
1	l9	132	ARG	NE-CZ-NH1	6.52	123.56	120.30
1	3y	174	ALA	N-CA-CB	-6.52	100.97	110.10
1	4o	164	TYR	CB-CG-CD2	-6.52	117.09	121.00
1	4u	145	TYR	CG-CD1-CE1	6.52	126.52	121.30
1	6B	97	ARG	NE-CZ-NH1	6.52	123.56	120.30
1	6C	9	GLN	N-CA-CB	6.52	122.34	110.60
1	6D	145	TYR	CD1-CE1-CZ	6.52	125.67	119.80
1	7H	80	TRP	CH2-CZ2-CE2	6.52	123.92	117.40
1	8C	143	ARG	NE-CZ-NH1	6.52	123.56	120.30
1	9D	152	ASP	CB-CG-OD1	6.52	124.17	118.30
1	9N	154	ARG	N-CA-C	6.52	128.60	111.00
1	at	117	TRP	CE2-CD2-CG	-6.52	102.08	107.30
1	bg	152	ASP	CB-CG-OD2	6.52	124.17	118.30
1	bU	173	ARG	NE-CZ-NH1	6.52	123.56	120.30
1	dY	154	ARG	NE-CZ-NH2	-6.52	117.04	120.30
1	ec	160	PRO	N-CD-CG	6.52	112.98	103.20
1	u	184	TRP	CB-CG-CD2	6.52	135.07	126.60
1	jK	20	LEU	CB-CG-CD1	-6.52	99.92	111.00
1	kF	177	ALA	N-CA-C	6.52	128.60	111.00
1	lC	117	TRP	O-C-N	-6.52	112.27	122.70
1	2r	100	ARG	NE-CZ-NH2	-6.52	117.04	120.30
1	2Q	100	ARG	NE-CZ-NH1	6.52	123.56	120.30
1	4O	143	ARG	NE-CZ-NH1	6.52	123.56	120.30
1	5O	97	ARG	NE-CZ-NH2	-6.52	117.04	120.30
1	61	18	ARG	NE-CZ-NH1	6.52	123.56	120.30
1	67	193	ASN	O-C-N	-6.52	112.27	122.70
1	6i	10	MET	N-CA-CB	6.52	122.33	110.60
1	6y	54	THR	CA-CB-CG2	6.52	121.53	112.40
1	73	26	VAL	CA-CB-CG1	-6.52	101.12	110.90
1	74	192	GLN	CB-CA-C	-6.52	97.37	110.40
1	76	164	TYR	CB-CG-CD2	-6.52	117.09	121.00
1	7E	186	THR	CA-CB-CG2	-6.52	103.28	112.40
1	94	184	TRP	CG-CD1-NE1	-6.52	103.58	110.10
1	Z	132	ARG	NE-CZ-NH1	6.52	123.56	120.30
1	d1	130	TYR	CD1-CG-CD2	-6.52	110.73	117.90
1	dJ	112	GLN	CB-CA-C	6.52	123.43	110.40
1	M	130	TYR	CB-CG-CD2	6.52	124.91	121.00
1	hg	97	ARG	NE-CZ-NH1	6.52	123.56	120.30

Continued on next page...

Continued from previous page...

Mol	Chain	Res	Type	Atoms	Z	Observed(°)	Ideal(°)
1	hW	154	ARG	NE-CZ-NH2	6.52	123.56	120.30
1	ig	228	ALA	O-C-N	-6.52	112.27	122.70
1	ix	40	PHE	CB-CG-CD1	-6.52	116.24	120.80
1	j5	198	CYS	O-C-N	-6.52	112.27	122.70
1	ju	23	TRP	CE3-CZ3-CH2	-6.52	114.03	121.20
1	5z	76	GLU	OE1-CD-OE2	-6.52	115.48	123.30
1	5K	97	ARG	NE-CZ-NH2	-6.52	117.04	120.30
1	60	226	HIS	O-C-N	-6.52	112.28	122.70
1	87	132	ARG	NE-CZ-NH2	6.52	123.56	120.30
1	9c	162	ARG	NH1-CZ-NH2	-6.52	112.23	119.40
1	9T	81	ASP	CB-CG-OD2	-6.52	112.44	118.30
1	g0	10	MET	O-C-N	-6.52	112.28	122.70
1	kv	68	MET	O-C-N	-6.51	112.28	122.70
1	3L	126	VAL	CA-CB-CG2	6.51	120.67	110.90
1	4P	166	ASP	CB-CG-OD2	-6.51	112.44	118.30
1	5u	11	VAL	CG1-CB-CG2	-6.51	100.47	110.90
1	6J	68	MET	CG-SD-CE	-6.51	89.78	100.20
1	7O	214	MET	CG-SD-CE	-6.51	89.78	100.20
1	8l	144	MET	CG-SD-CE	-6.51	89.78	100.20
1	9m	161	PHE	CB-CG-CD1	6.51	125.36	120.80
1	ao	169	TYR	CG-CD1-CE1	-6.51	116.09	121.30
1	ba	212	GLU	OE1-CD-OE2	-6.51	115.48	123.30
1	cI	97	ARG	NE-CZ-NH2	-6.51	117.04	120.30
1	d3	100	ARG	NE-CZ-NH2	6.51	123.56	120.30
1	eW	66	MET	CG-SD-CE	-6.51	89.78	100.20
1	j	40	PHE	CB-CG-CD2	-6.51	116.24	120.80
1	z	32	PHE	CB-CG-CD2	6.51	125.36	120.80
1	3B	167	ARG	CD-NE-CZ	6.51	132.72	123.60
1	68	130	TYR	CG-CD1-CE1	-6.51	116.09	121.30
1	6B	227	LYS	N-CA-CB	6.51	122.32	110.60
1	8r	18	ARG	NE-CZ-NH1	6.51	123.56	120.30
1	8t	169	TYR	CG-CD1-CE1	-6.51	116.09	121.30
1	9X	5	ASN	N-CA-CB	6.51	122.32	110.60
1	dc	130	TYR	CZ-CE2-CD2	6.51	125.66	119.80
1	gc	181	VAL	CA-CB-CG2	-6.51	101.13	110.90
1	h9	133	TRP	CB-CG-CD1	6.51	135.46	127.00
1	hs	189	LEU	CB-CG-CD2	6.51	122.07	111.00
1	hQ	103	ASP	CB-CG-OD1	6.51	124.16	118.30
1	i4	82	ARG	NE-CZ-NH2	6.51	123.56	120.30
1	jq	32	PHE	CB-CG-CD2	6.51	125.36	120.80
1	k5	157	PRO	N-CA-CB	6.51	111.11	103.30
1	kE	130	TYR	CB-CG-CD2	-6.51	117.09	121.00

Continued on next page...

Continued from previous page...

Mol	Chain	Res	Type	Atoms	Z	Observed(°)	Ideal(°)
1	kT	164	TYR	CB-CG-CD1	-6.51	117.09	121.00
1	l9	145	TYR	CB-CG-CD1	6.51	124.91	121.00
1	3B	142	VAL	CA-CB-CG1	6.51	120.67	110.90
1	58	130	TYR	CB-CG-CD1	6.51	124.91	121.00
1	6Q	133	TRP	CE3-CZ3-CH2	6.51	128.36	121.20
1	6Z	193	ASN	N-CA-CB	6.51	122.32	110.60
1	7T	48	THR	CA-CB-OG1	6.51	122.67	109.00
1	8A	152	ASP	CB-CG-OD1	6.51	124.16	118.30
1	9a	24	VAL	CA-CB-CG2	-6.51	101.13	110.90
1	9M	103	ASP	CB-CG-OD2	-6.51	112.44	118.30
1	bX	75	GLU	O-C-N	-6.51	112.28	122.70
1	c6	27	VAL	CA-CB-CG1	6.51	120.67	110.90
1	cx	173	ARG	NH1-CZ-NH2	-6.51	112.24	119.40
1	cW	132	ARG	NE-CZ-NH2	-6.51	117.05	120.30
1	eo	100	ARG	NE-CZ-NH1	6.51	123.56	120.30
1	jw	23	TRP	CD1-NE1-CE2	6.51	114.86	109.00
1	jw	97	ARG	N-CA-CB	6.51	122.32	110.60
1	lF	68	MET	CG-SD-CE	-6.51	89.78	100.20
1	2I	169	TYR	CB-CG-CD1	-6.51	117.09	121.00
1	8T	229	ARG	NE-CZ-NH1	6.51	123.56	120.30
1	aE	130	TYR	CD1-CE1-CZ	6.51	125.66	119.80
1	bI	118	MET	CG-SD-CE	-6.51	89.79	100.20
1	cb	169	TYR	CG-CD1-CE1	-6.51	116.09	121.30
1	dA	145	TYR	CB-CG-CD1	6.51	124.91	121.00
1	eb	229	ARG	NE-CZ-NH2	-6.51	117.05	120.30
1	eM	229	ARG	NE-CZ-NH1	6.51	123.56	120.30
1	fI	100	ARG	NE-CZ-NH1	6.51	123.56	120.30
1	fW	167	ARG	NE-CZ-NH1	6.51	123.56	120.30
1	l	88	ALA	CB-CA-C	-6.51	100.34	110.10
1	iT	108	THR	CA-CB-CG2	-6.51	103.29	112.40
1	kp	164	TYR	CB-CG-CD2	-6.51	117.09	121.00
1	kt	196	PRO	N-CD-CG	6.51	112.96	103.20
1	lI	100	ARG	NE-CZ-NH2	6.51	123.55	120.30
1	3p	171	THR	CA-CB-CG2	-6.51	103.29	112.40
1	6N	184	TRP	CB-CG-CD2	6.51	135.06	126.60
1	80	229	ARG	NE-CZ-NH2	-6.51	117.05	120.30
1	a7	51	ASP	CB-CG-OD2	6.51	124.16	118.30
1	cA	186	THR	N-CA-CB	6.51	122.67	110.30
1	dp	163	ASP	CB-CG-OD1	6.51	124.16	118.30
1	ed	161	PHE	CB-CG-CD1	6.51	125.36	120.80
1	hd	186	THR	CA-CB-CG2	6.51	121.51	112.40
1	j3	100	ARG	NE-CZ-NH1	6.51	123.55	120.30

Continued on next page...

Continued from previous page...

Mol	Chain	Res	Type	Atoms	Z	Observed(°)	Ideal(°)
1	24	18	ARG	NE-CZ-NH1	-6.51	117.05	120.30
1	2Y	166	ASP	CB-CG-OD1	-6.51	112.44	118.30
1	3I	34	PRO	O-C-N	-6.51	112.29	122.70
1	56	97	ARG	NE-CZ-NH2	-6.51	117.05	120.30
1	5H	94	GLY	O-C-N	-6.51	112.29	122.70
1	5L	126	VAL	CA-CB-CG2	6.51	120.66	110.90
1	6v	164	TYR	CB-CG-CD2	-6.51	117.10	121.00
1	6V	22	ALA	CB-CA-C	6.51	119.86	110.10
1	6Z	133	TRP	CB-CG-CD2	-6.51	118.14	126.60
1	7o	167	ARG	NE-CZ-NH1	6.51	123.55	120.30
1	9Y	82	ARG	NE-CZ-NH1	6.51	123.55	120.30
1	ag	15	ILE	O-C-N	-6.51	112.29	122.70
1	aw	229	ARG	CD-NE-CZ	6.51	132.71	123.60
1	bH	161	PHE	CB-CG-CD2	6.51	125.35	120.80
1	1h	197	ASP	CB-CG-OD2	-6.51	112.44	118.30
1	e4	163	ASP	CB-CG-OD2	-6.51	112.44	118.30
1	eY	161	PHE	CB-CG-CD2	-6.51	116.25	120.80
1	1A	113	GLU	OE1-CD-OE2	-6.51	115.49	123.30
1	B	80	TRP	CB-CG-CD2	6.51	135.06	126.60
1	D	132	ARG	NH1-CZ-NH2	-6.51	112.24	119.40
1	gd	66	MET	CG-SD-CE	-6.50	89.79	100.20
1	ks	18	ARG	NE-CZ-NH2	6.50	123.55	120.30
1	2P	152	ASP	CB-CG-OD2	-6.50	112.45	118.30
1	3P	132	ARG	NE-CZ-NH1	6.50	123.55	120.30
1	3Z	23	TRP	CB-CG-CD1	6.50	135.46	127.00
1	8s	143	ARG	NE-CZ-NH2	-6.50	117.05	120.30
1	95	11	VAL	CA-CB-CG1	6.50	120.66	110.90
1	be	81	ASP	CB-CG-OD1	6.50	124.16	118.30
1	cv	81	ASP	CB-CG-OD2	-6.50	112.45	118.30
1	g1	31	ALA	N-CA-CB	-6.50	100.99	110.10
1	iD	86	VAL	CA-CB-CG1	6.50	120.66	110.90
1	kg	215	MET	CG-SD-CE	-6.50	89.80	100.20
1	l7	163	ASP	CB-CG-OD1	6.50	124.15	118.30
1	5I	204	ALA	N-CA-CB	-6.50	101.00	110.10
1	6H	143	ARG	NH1-CZ-NH2	-6.50	112.25	119.40
1	7N	216	THR	CA-CB-CG2	-6.50	103.30	112.40
1	8K	145	TYR	CZ-CE2-CD2	-6.50	113.95	119.80
1	ad	10	MET	CG-SD-CE	-6.50	89.79	100.20
1	aQ	169	TYR	CB-CG-CD2	6.50	124.90	121.00
1	1a	23	TRP	CB-CG-CD1	-6.50	118.54	127.00
1	cs	10	MET	CG-SD-CE	-6.50	89.79	100.20
1	cB	32	PHE	CB-CG-CD2	-6.50	116.25	120.80

Continued on next page...

Continued from previous page...

Mol	Chain	Res	Type	Atoms	Z	Observed(°)	Ideal(°)
1	cE	63	GLN	CB-CA-C	6.50	123.41	110.40
1	eX	138	LEU	O-C-N	-6.50	112.29	122.70
1	gy	11	VAL	CG1-CB-CG2	-6.50	100.50	110.90
1	i7	51	ASP	CB-CG-OD1	6.50	124.15	118.30
1	k0	161	PHE	CB-CG-CD2	-6.50	116.25	120.80
1	2l	133	TRP	CH2-CZ2-CE2	6.50	123.90	117.40
1	4b	165	VAL	CG1-CB-CG2	6.50	121.30	110.90
1	4P	169	TYR	CG-CD2-CE2	-6.50	116.10	121.30
1	5p	97	ARG	N-CA-CB	-6.50	98.90	110.60
1	5D	175	GLU	CG-CD-OE2	6.50	131.30	118.30
1	5K	185	MET	CG-SD-CE	-6.50	89.80	100.20
1	9C	69	LEU	CB-CG-CD2	6.50	122.05	111.00
1	ax	18	ARG	NE-CZ-NH2	6.50	123.55	120.30
1	aJ	27	VAL	CA-CB-CG2	6.50	120.65	110.90
1	c0	152	ASP	CB-CG-OD2	-6.50	112.45	118.30
1	eJ	162	ARG	NE-CZ-NH2	6.50	123.55	120.30
1	I	101	GLY	CA-C-O	6.50	132.30	120.60
1	P	166	ASP	CB-CG-OD1	6.50	124.15	118.30
1	X	132	ARG	NE-CZ-NH1	6.50	123.55	120.30
1	h6	184	TRP	CB-CG-CD2	6.50	135.05	126.60
1	i9	54	THR	CA-CB-CG2	-6.50	103.30	112.40
1	iF	185	MET	CG-SD-CE	-6.50	89.80	100.20
1	2D	191	VAL	CA-CB-CG1	-6.50	101.15	110.90
1	3p	82	ARG	NH1-CZ-NH2	-6.50	112.25	119.40
1	4l	154	ARG	NE-CZ-NH2	-6.50	117.05	120.30
1	57	167	ARG	NE-CZ-NH2	6.50	123.55	120.30
1	63	167	ARG	NE-CZ-NH1	6.50	123.55	120.30
1	8b	40	PHE	CB-CG-CD1	-6.50	116.25	120.80
1	8G	165	VAL	CA-CB-CG2	-6.50	101.15	110.90
1	8X	185	MET	CG-SD-CE	-6.50	89.80	100.20
1	y	78	ALA	N-CA-CB	6.50	119.20	110.10
1	gg	197	ASP	O-C-N	-6.50	112.30	122.70
1	iZ	118	MET	CG-SD-CE	-6.50	89.80	100.20
1	kK	113	GLU	N-CA-CB	-6.50	98.90	110.60
1	kM	82	ARG	NH1-CZ-NH2	6.50	126.55	119.40
1	lt	40	PHE	CB-CG-CD2	-6.50	116.25	120.80
1	2o	79	GLU	OE1-CD-OE2	-6.50	115.50	123.30
1	3o	168	PHE	CB-CG-CD1	-6.50	116.25	120.80
1	56	11	VAL	CA-CB-CG2	-6.50	101.15	110.90
1	7B	168	PHE	CB-CG-CD1	-6.50	116.25	120.80
1	8H	144	MET	CG-SD-CE	-6.50	89.80	100.20
1	9T	97	ARG	NH1-CZ-NH2	-6.50	112.25	119.40

Continued on next page...

Continued from previous page...

Mol	Chain	Res	Type	Atoms	Z	Observed(°)	Ideal(°)
1	c7	68	MET	CA-CB-CG	6.50	124.35	113.30
1	cR	128	GLU	CA-CB-CG	6.50	127.69	113.40
1	cS	197	ASP	CB-CG-OD2	6.50	124.15	118.30
1	e5	169	TYR	CB-CG-CD1	6.50	124.90	121.00
1	el	166	ASP	CB-CG-OD2	6.50	124.15	118.30
1	fs	96	MET	CG-SD-CE	-6.50	89.80	100.20
1	b	210	THR	CA-CB-CG2	-6.50	103.30	112.40
1	hb	166	ASP	CB-CG-OD1	6.50	124.15	118.30
1	hC	143	ARG	NE-CZ-NH2	-6.50	117.05	120.30
1	ky	169	TYR	CB-CG-CD2	6.50	124.90	121.00
1	2d	73	ILE	CA-CB-CG2	-6.50	97.91	110.90
1	8z	167	ARG	NE-CZ-NH1	-6.50	117.05	120.30
1	9b	23	TRP	CB-CG-CD2	6.50	135.04	126.60
1	9k	31	ALA	CB-CA-C	-6.50	100.35	110.10
1	9V	154	ARG	NE-CZ-NH2	-6.50	117.05	120.30
1	ao	164	TYR	CG-CD1-CE1	-6.50	116.10	121.30
1	aw	32	PHE	CB-CG-CD2	6.50	125.35	120.80
1	lc	167	ARG	CG-CD-NE	-6.50	98.16	111.80
1	ct	150	ILE	O-C-N	-6.50	112.31	122.70
1	cC	211	LEU	CB-CG-CD1	6.50	122.04	111.00
1	en	86	VAL	CG1-CB-CG2	-6.50	100.51	110.90
1	ls	97	ARG	NE-CZ-NH1	-6.50	117.05	120.30
1	eT	165	VAL	CA-CB-CG1	-6.50	101.16	110.90
1	fR	181	VAL	CA-CB-CG1	6.50	120.64	110.90
1	g1	100	ARG	NH1-CZ-NH2	6.50	126.55	119.40
1	l	148	THR	N-CA-CB	6.50	122.64	110.30
1	hx	14	ALA	N-CA-CB	-6.50	101.01	110.10
1	hE	197	ASP	CB-CG-OD2	-6.50	112.45	118.30
1	i7	145	TYR	CB-CG-CD1	6.50	124.90	121.00
1	io	97	ARG	NE-CZ-NH2	-6.50	117.05	120.30
1	1T	144	MET	CG-SD-CE	-6.50	89.81	100.20
1	jV	78	ALA	N-CA-CB	-6.50	101.01	110.10
1	87	100	ARG	NE-CZ-NH1	6.50	123.55	120.30
1	9K	32	PHE	CB-CG-CD2	6.50	125.35	120.80
1	9N	208	ALA	N-CA-CB	-6.50	101.01	110.10
1	9Z	82	ARG	CD-NE-CZ	6.50	132.69	123.60
1	cb	145	TYR	CG-CD2-CE2	-6.50	116.10	121.30
1	cW	51	ASP	CB-CG-OD1	6.50	124.15	118.30
1	fY	91	ILE	O-C-N	-6.50	112.31	122.70
1	5	82	ARG	NH1-CZ-NH2	-6.50	112.25	119.40
1	gg	145	TYR	CB-CG-CD1	-6.49	117.10	121.00
1	gS	229	ARG	NE-CZ-NH2	-6.49	117.05	120.30

Continued on next page...

Continued from previous page...

Mol	Chain	Res	Type	Atoms	Z	Observed(°)	Ideal(°)
1	i9	117	TRP	CB-CG-CD1	-6.49	118.56	127.00
1	j0	18	ARG	NE-CZ-NH1	6.49	123.55	120.30
1	jl	164	TYR	CB-CG-CD2	6.49	124.90	121.00
1	jo	174	ALA	CB-CA-C	-6.49	100.36	110.10
1	jZ	40	PHE	O-C-N	-6.49	112.31	122.70
1	kT	55	MET	CG-SD-CE	-6.49	89.81	100.20
1	lF	145	TYR	CB-CG-CD2	-6.49	117.10	121.00
1	lL	82	ARG	NE-CZ-NH1	6.49	123.55	120.30
1	2s	130	TYR	CB-CG-CD2	-6.49	117.10	121.00
1	42	164	TYR	CB-CG-CD1	-6.49	117.10	121.00
1	4K	229	ARG	NE-CZ-NH1	6.49	123.55	120.30
1	6g	132	ARG	NE-CZ-NH1	6.49	123.55	120.30
1	6l	162	ARG	NE-CZ-NH2	-6.49	117.05	120.30
1	7H	169	TYR	CB-CG-CD1	-6.49	117.10	121.00
1	80	40	PHE	CG-CD2-CE2	-6.49	113.66	120.80
1	9K	28	GLU	OE1-CD-OE2	-6.49	115.51	123.30
1	bU	39	MET	CG-SD-CE	-6.49	89.81	100.20
1	bW	157	PRO	O-C-N	-6.49	112.31	122.70
1	bW	185	MET	CG-SD-CE	-6.49	89.81	100.20
1	lm	18	ARG	NE-CZ-NH1	6.49	123.55	120.30
1	ev	151	LEU	CB-CG-CD1	6.49	122.04	111.00
1	eK	80	TRP	CB-CG-CD2	-6.49	118.16	126.60
1	fD	197	ASP	CB-CG-OD1	6.49	124.14	118.30
1	fP	24	VAL	CA-CB-CG2	6.49	120.64	110.90
1	iJ	167	ARG	NE-CZ-NH2	-6.49	117.05	120.30
1	iP	19	THR	CA-CB-CG2	6.49	121.49	112.40
1	jX	23	TRP	CE2-CD2-CG	-6.49	102.11	107.30
1	lZ	40	PHE	CB-CG-CD1	-6.49	116.26	120.80
1	kv	14	ALA	CB-CA-C	-6.49	100.36	110.10
1	kS	213	GLU	OE1-CD-OE2	-6.49	115.51	123.30
1	l2	173	ARG	NE-CZ-NH1	6.49	123.55	120.30
1	7D	133	TRP	CB-CG-CD2	-6.49	118.16	126.60
1	9w	133	TRP	CB-CG-CD1	6.49	135.44	127.00
1	aG	164	TYR	CB-CG-CD1	-6.49	117.11	121.00
1	dC	145	TYR	CB-CG-CD1	6.49	124.89	121.00
1	gI	82	ARG	NH1-CZ-NH2	-6.49	112.26	119.40
1	im	130	TYR	CB-CG-CD1	-6.49	117.11	121.00
1	jl	229	ARG	NE-CZ-NH1	6.49	123.55	120.30
1	jB	167	ARG	NE-CZ-NH2	-6.49	117.06	120.30
1	kg	110	THR	CA-CB-CG2	-6.49	103.31	112.40
1	24	212	GLU	OE1-CD-OE2	-6.49	115.51	123.30
1	lc	28	GLU	OE1-CD-OE2	-6.49	115.51	123.30

Continued on next page...

Continued from previous page...

Mol	Chain	Res	Type	Atoms	Z	Observed(°)	Ideal(°)
1	lj	142	VAL	CG1-CB-CG2	-6.49	100.52	110.90
1	29	10	MET	CG-SD-CE	-6.49	89.82	100.20
1	2I	186	THR	CA-CB-CG2	-6.49	103.31	112.40
1	5N	109	SER	N-CA-CB	6.49	120.24	110.50
1	8E	168	PHE	CB-CG-CD1	6.49	125.34	120.80
1	96	39	MET	CG-SD-CE	6.49	110.58	100.20
1	9s	229	ARG	NE-CZ-NH2	-6.49	117.06	120.30
1	9z	10	MET	CG-SD-CE	-6.49	89.82	100.20
1	9R	166	ASP	CB-CG-OD1	6.49	124.14	118.30
1	9Y	82	ARG	NE-CZ-NH2	-6.49	117.06	120.30
1	aE	100	ARG	NE-CZ-NH2	-6.49	117.06	120.30
1	1l	97	ARG	NE-CZ-NH1	6.49	123.55	120.30
1	el	117	TRP	CE2-CD2-CE3	6.49	126.49	118.70
1	fy	100	ARG	NE-CZ-NH1	6.49	123.55	120.30
1	gO	72	THR	O-C-N	-6.49	112.32	122.70
1	1T	108	THR	CA-CB-CG2	-6.49	103.32	112.40
1	jl	174	ALA	N-CA-CB	-6.49	101.02	110.10
1	jw	75	GLU	OE1-CD-OE2	-6.49	115.52	123.30
1	jZ	173	ARG	NE-CZ-NH1	6.49	123.54	120.30
1	kM	164	TYR	N-CA-CB	-6.49	98.92	110.60
1	3B	130	TYR	CB-CG-CD1	-6.49	117.11	121.00
1	4A	130	TYR	CB-CG-CD2	-6.49	117.11	121.00
1	6I	216	THR	N-CA-CB	6.49	122.63	110.30
1	6Y	144	MET	CG-SD-CE	-6.49	89.82	100.20
1	84	173	ARG	NE-CZ-NH1	6.49	123.54	120.30
1	8u	81	ASP	CB-CG-OD1	6.49	124.14	118.30
1	bb	164	TYR	CG-CD1-CE1	-6.49	116.11	121.30
1	fL	117	TRP	NE1-CE2-CD2	-6.49	100.81	107.30
1	s	145	TYR	CB-CG-CD2	-6.49	117.11	121.00
1	gS	81	ASP	CB-CG-OD2	-6.49	112.46	118.30
1	jK	100	ARG	NE-CZ-NH1	6.49	123.54	120.30
1	kr	3	VAL	CG1-CB-CG2	-6.49	100.52	110.90
1	kv	48	THR	CA-CB-CG2	6.49	121.48	112.40
1	2e	152	ASP	CB-CG-OD1	-6.49	112.46	118.30
1	5b	169	TYR	CB-CG-CD1	-6.49	117.11	121.00
1	6Z	11	VAL	CA-CB-CG2	-6.49	101.17	110.90
1	bg	103	ASP	CB-CG-OD1	6.49	124.14	118.30
1	cm	164	TYR	CB-CG-CD2	6.49	124.89	121.00
1	cO	167	ARG	NE-CZ-NH2	-6.49	117.06	120.30
1	hr	18	ARG	NE-CZ-NH2	-6.49	117.06	120.30
1	1N	130	TYR	CG-CD2-CE2	-6.49	116.11	121.30
1	lm	145	TYR	CG-CD1-CE1	6.49	126.49	121.30

Continued on next page...

Continued from previous page...

Mol	Chain	Res	Type	Atoms	Z	Observed(°)	Ideal(°)
1	2X	105	ALA	CB-CA-C	6.49	119.83	110.10
1	3h	214	MET	CG-SD-CE	-6.49	89.82	100.20
1	3I	102	SER	N-CA-CB	6.49	120.23	110.50
1	3V	24	VAL	CA-CB-CG1	6.49	120.63	110.90
1	4P	164	TYR	CG-CD1-CE1	-6.49	116.11	121.30
1	4U	133	TRP	CB-CG-CD1	6.49	135.43	127.00
1	4W	164	TYR	CZ-CE2-CD2	-6.49	113.96	119.80
1	5m	103	ASP	CB-CG-OD1	6.49	124.14	118.30
1	6Y	143	ARG	NE-CZ-NH1	6.49	123.54	120.30
1	77	167	ARG	NH1-CZ-NH2	-6.49	112.27	119.40
1	8E	97	ARG	NE-CZ-NH2	-6.49	117.06	120.30
1	a0	230	VAL	CA-CB-CG2	-6.49	101.17	110.90
1	az	145	TYR	CB-CG-CD2	-6.49	117.11	121.00
1	c5	175	GLU	OE1-CD-OE2	-6.49	115.52	123.30
1	cN	82	ARG	NE-CZ-NH1	6.49	123.54	120.30
1	cO	132	ARG	NE-CZ-NH2	6.49	123.54	120.30
1	d2	218	CYS	C-N-CA	6.49	137.91	121.70
1	dy	161	PHE	CB-CG-CD2	6.49	125.34	120.80
1	lo	40	PHE	CB-CG-CD1	-6.49	116.26	120.80
1	eE	162	ARG	NE-CZ-NH1	6.49	123.54	120.30
1	fj	215	MET	CG-SD-CE	-6.49	89.82	100.20
1	fD	173	ARG	NE-CZ-NH1	6.49	123.54	120.30
1	g4	163	ASP	CB-CG-OD1	6.49	124.14	118.30
1	c	151	LEU	O-C-N	-6.49	112.32	122.70
1	gD	167	ARG	NE-CZ-NH2	6.48	123.54	120.30
1	lZ	215	MET	CG-SD-CE	-6.48	89.83	100.20
1	kt	119	THR	CA-CB-CG2	-6.48	103.32	112.40
1	2s	133	TRP	CB-CG-CD2	-6.48	118.17	126.60
1	73	143	ARG	NE-CZ-NH1	-6.48	117.06	120.30
1	ak	145	TYR	CB-CG-CD2	-6.48	117.11	121.00
1	cS	142	VAL	CA-CB-CG1	6.48	120.63	110.90
1	eL	166	ASP	CB-CG-OD1	6.48	124.14	118.30
1	ft	164	TYR	CB-CG-CD2	-6.48	117.11	121.00
1	iP	166	ASP	CB-CG-OD2	6.48	124.14	118.30
1	jC	162	ARG	NH1-CZ-NH2	-6.48	112.27	119.40
1	kQ	167	ARG	NE-CZ-NH1	6.48	123.54	120.30
1	2m	82	ARG	NE-CZ-NH2	-6.48	117.06	120.30
1	3f	167	ARG	NE-CZ-NH2	6.48	123.54	120.30
1	3O	59	VAL	CA-CB-CG2	6.48	120.62	110.90
1	44	107	THR	CA-CB-CG2	-6.48	103.32	112.40
1	4h	145	TYR	CB-CG-CD2	-6.48	117.11	121.00
1	5F	154	ARG	NE-CZ-NH1	6.48	123.54	120.30

Continued on next page...

Continued from previous page...

Mol	Chain	Res	Type	Atoms	Z	Observed(°)	Ideal(°)
1	8j	143	ARG	NE-CZ-NH1	6.48	123.54	120.30
1	92	167	ARG	NE-CZ-NH2	-6.48	117.06	120.30
1	9c	4	GLN	N-CA-CB	6.48	122.27	110.60
1	aj	164	TYR	CB-CG-CD1	6.48	124.89	121.00
1	aZ	166	ASP	CB-CG-OD1	6.48	124.14	118.30
1	bC	164	TYR	CB-CG-CD1	6.48	124.89	121.00
1	bS	132	ARG	NE-CZ-NH1	6.48	123.54	120.30
1	c4	145	TYR	CB-CG-CD1	6.48	124.89	121.00
1	dZ	200	THR	CA-CB-CG2	-6.48	103.33	112.40
1	1A	40	PHE	CB-CG-CD2	6.48	125.34	120.80
1	gQ	80	TRP	CB-CG-CD1	-6.48	118.58	127.00
1	ia	40	PHE	CB-CG-CD2	-6.48	116.26	120.80
1	ii	130	TYR	CB-CG-CD1	6.48	124.89	121.00
1	je	96	MET	CG-SD-CE	-6.48	89.83	100.20
1	jt	145	TYR	CB-CG-CD2	6.48	124.89	121.00
1	jQ	167	ARG	NE-CZ-NH2	-6.48	117.06	120.30
1	kK	173	ARG	NE-CZ-NH1	6.48	123.54	120.30
1	2u	135	ILE	O-C-N	-6.48	112.33	122.70
1	3s	97	ARG	CG-CD-NE	-6.48	98.19	111.80
1	3J	75	GLU	CB-CA-C	6.48	123.36	110.40
1	3N	167	ARG	NH1-CZ-NH2	-6.48	112.27	119.40
1	4f	212	GLU	O-C-N	-6.48	112.33	122.70
1	4t	121	ASN	CB-CA-C	6.48	123.36	110.40
1	4T	111	LEU	CB-CG-CD1	6.48	122.02	111.00
1	57	132	ARG	NE-CZ-NH2	-6.48	117.06	120.30
1	5d	23	TRP	CB-CG-CD1	-6.48	118.58	127.00
1	5q	133	TRP	CB-CG-CD1	6.48	135.43	127.00
1	64	167	ARG	NE-CZ-NH1	6.48	123.54	120.30
1	7S	181	VAL	CG1-CB-CG2	-6.48	100.53	110.90
1	88	146	SER	N-CA-CB	6.48	120.22	110.50
1	bj	164	TYR	CB-CG-CD1	6.48	124.89	121.00
1	cP	168	PHE	CB-CG-CD2	-6.48	116.26	120.80
1	dk	168	PHE	CD1-CE1-CZ	-6.48	112.32	120.10
1	em	187	GLU	OE1-CD-OE2	-6.48	115.52	123.30
1	ey	145	TYR	CG-CD2-CE2	-6.48	116.12	121.30
1	eN	87	HIS	O-C-N	-6.48	112.33	122.70
1	fq	39	MET	CG-SD-CE	-6.48	89.83	100.20
1	1x	209	ALA	N-CA-CB	-6.48	101.03	110.10
1	fw	32	PHE	CB-CG-CD2	-6.48	116.26	120.80
1	1	10	MET	CG-SD-CE	-6.48	89.83	100.20
1	s	148	THR	N-CA-CB	6.48	122.61	110.30
1	gA	128	GLU	O-C-N	-6.48	112.33	122.70

Continued on next page...

Continued from previous page...

Mol	Chain	Res	Type	Atoms	Z	Observed(°)	Ideal(°)
1	h7	32	PHE	CB-CG-CD1	-6.48	116.26	120.80
1	hr	100	ARG	NH1-CZ-NH2	6.48	126.53	119.40
1	hw	152	ASP	CB-CG-OD2	6.48	124.13	118.30
1	jG	30	LYS	O-C-N	-6.48	112.33	122.70
1	2g	153	ILE	CA-CB-CG2	-6.48	97.94	110.90
1	2X	145	TYR	CB-CG-CD2	-6.48	117.11	121.00
1	39	177	ALA	N-CA-CB	6.48	119.17	110.10
1	6h	133	TRP	CE3-CZ3-CH2	-6.48	114.07	121.20
1	93	181	VAL	CA-CB-CG1	6.48	120.62	110.90
1	Z	27	VAL	CG1-CB-CG2	-6.48	100.53	110.90
1	bs	162	ARG	NE-CZ-NH1	6.48	123.54	120.30
1	bK	221	VAL	CA-CB-CG2	6.48	120.62	110.90
1	cW	162	ARG	NE-CZ-NH2	-6.48	117.06	120.30
1	1N	97	ARG	NH1-CZ-NH2	-6.48	112.28	119.40
1	iH	216	THR	CA-CB-CG2	-6.48	103.33	112.40
1	iR	184	TRP	CG-CD1-NE1	6.48	116.58	110.10
1	1T	18	ARG	NE-CZ-NH2	6.48	123.54	120.30
1	jM	162	ARG	NH1-CZ-NH2	6.48	126.53	119.40
1	jY	27	VAL	CA-CB-CG1	6.48	120.62	110.90
1	k0	106	GLY	O-C-N	-6.48	112.34	122.70
1	l9	185	MET	CA-CB-CG	6.48	124.31	113.30
1	2o	26	VAL	CG1-CB-CG2	-6.48	100.54	110.90
1	5Z	145	TYR	CB-CG-CD2	-6.48	117.11	121.00
1	7M	149	SER	N-CA-CB	6.48	120.22	110.50
1	83	163	ASP	N-CA-CB	-6.48	98.94	110.60
1	9H	144	MET	CG-SD-CE	-6.48	89.84	100.20
1	bA	119	THR	CA-CB-CG2	-6.48	103.33	112.40
1	cy	177	ALA	N-CA-CB	-6.48	101.03	110.10
1	1f	97	ARG	NE-CZ-NH2	-6.48	117.06	120.30
1	de	162	ARG	NH1-CZ-NH2	-6.48	112.28	119.40
1	ek	88	ALA	CB-CA-C	6.48	119.82	110.10
1	he	67	GLN	O-C-N	-6.48	112.34	122.70
1	hS	100	ARG	NE-CZ-NH2	-6.48	117.06	120.30
1	kd	125	PRO	N-CD-CG	6.48	112.91	103.20
1	kh	130	TYR	CB-CG-CD1	6.48	124.89	121.00
1	kX	173	ARG	NE-CZ-NH2	-6.48	117.06	120.30
1	ll	154	ARG	CD-NE-CZ	-6.48	114.53	123.60
1	37	108	THR	CA-CB-CG2	-6.48	103.33	112.40
1	6c	162	ARG	NE-CZ-NH2	6.48	123.54	120.30
1	6P	39	MET	CG-SD-CE	-6.48	89.84	100.20
1	8e	228	ALA	N-CA-CB	-6.48	101.03	110.10
1	9c	162	ARG	NE-CZ-NH2	6.48	123.54	120.30

Continued on next page...

Continued from previous page...

Mol	Chain	Res	Type	Atoms	Z	Observed(°)	Ideal(°)
1	9N	105	ALA	N-CA-CB	-6.48	101.03	110.10
1	18	40	PHE	CB-CG-CD2	-6.48	116.27	120.80
1	ew	169	TYR	CG-CD1-CE1	6.48	126.48	121.30
1	gU	32	PHE	CB-CG-CD2	-6.47	116.27	120.80
1	hI	130	TYR	CG-CD1-CE1	-6.47	116.12	121.30
1	iz	171	THR	CA-CB-CG2	-6.47	103.33	112.40
1	iS	154	ARG	NH1-CZ-NH2	-6.47	112.28	119.40
1	kS	23	TRP	CB-CG-CD2	6.47	135.02	126.60
1	kT	82	ARG	NE-CZ-NH2	-6.47	117.06	120.30
1	kU	145	TYR	CB-CG-CD1	6.47	124.89	121.00
1	lF	173	ARG	NE-CZ-NH1	-6.47	117.06	120.30
1	2G	130	TYR	CB-CG-CD2	-6.47	117.11	121.00
1	54	154	ARG	NE-CZ-NH2	-6.47	117.06	120.30
1	5U	184	TRP	CE3-CZ3-CH2	-6.47	114.08	121.20
1	6i	86	VAL	CA-CB-CG2	-6.47	101.19	110.90
1	7V	143	ARG	NE-CZ-NH1	6.47	123.54	120.30
1	96	97	ARG	NE-CZ-NH2	6.47	123.54	120.30
1	9f	173	ARG	NH1-CZ-NH2	-6.47	112.28	119.40
1	ap	86	VAL	CA-CB-CG1	6.47	120.61	110.90
1	12	97	ARG	NH1-CZ-NH2	-6.47	112.28	119.40
1	aC	163	ASP	CB-CG-OD1	-6.47	112.47	118.30
1	cs	163	ASP	CB-CG-OD1	6.47	124.13	118.30
1	cC	130	TYR	CB-CG-CD2	-6.47	117.12	121.00
1	cE	186	THR	CA-CB-CG2	-6.47	103.33	112.40
1	d5	180	GLU	OE1-CD-OE2	-6.47	115.53	123.30
1	ds	169	TYR	CB-CG-CD2	-6.47	117.12	121.00
1	dC	168	PHE	CD1-CG-CD2	6.47	126.72	118.30
1	dV	169	TYR	CB-CG-CD2	6.47	124.88	121.00
1	fS	100	ARG	NE-CZ-NH1	6.47	123.54	120.30
1	j	35	GLU	OE1-CD-OE2	-6.47	115.53	123.30
1	gR	161	PHE	CB-CG-CD2	6.47	125.33	120.80
1	gT	230	VAL	CA-CB-CG1	-6.47	101.19	110.90
1	gU	82	ARG	NE-CZ-NH1	6.47	123.54	120.30
1	hN	145	TYR	CB-CG-CD2	-6.47	117.12	121.00
1	jb	167	ARG	NE-CZ-NH2	-6.47	117.06	120.30
1	jz	145	TYR	CB-CG-CD2	6.47	124.88	121.00
1	kb	18	ARG	NE-CZ-NH2	-6.47	117.06	120.30
1	kr	51	ASP	N-CA-CB	-6.47	98.95	110.60
1	lH	76	GLU	OE1-CD-OE2	-6.47	115.53	123.30
1	2t	167	ARG	NE-CZ-NH2	-6.47	117.06	120.30
1	5f	51	ASP	CB-CG-OD2	-6.47	112.47	118.30
1	5S	40	PHE	CB-CG-CD1	-6.47	116.27	120.80

Continued on next page...

Continued from previous page...

Mol	Chain	Res	Type	Atoms	Z	Observed(°)	Ideal(°)
1	6Y	159	GLU	O-C-N	-6.47	108.80	121.10
1	7x	20	LEU	O-C-N	6.47	133.06	122.70
1	9u	187	GLU	OE1-CD-OE2	-6.47	115.53	123.30
1	9O	125	PRO	N-CA-CB	-6.47	95.48	102.60
1	9U	152	ASP	CB-CG-OD1	-6.47	112.47	118.30
1	a6	161	PHE	CB-CG-CD1	6.47	125.33	120.80
1	ax	48	THR	CA-CB-CG2	-6.47	103.34	112.40
1	cC	75	GLU	OE1-CD-OE2	-6.47	115.53	123.30
1	cO	221	VAL	CA-CB-CG2	6.47	120.61	110.90
1	d4	166	ASP	CB-CG-OD1	-6.47	112.47	118.30
1	et	64	ALA	N-CA-CB	-6.47	101.04	110.10
1	eN	166	ASP	CB-CG-OD1	6.47	124.13	118.30
1	fi	18	ARG	NE-CZ-NH1	-6.47	117.06	120.30
1	g3	28	GLU	N-CA-CB	-6.47	98.95	110.60
1	gB	143	ARG	NE-CZ-NH2	-6.47	117.06	120.30
1	h2	39	MET	CG-SD-CE	-6.47	89.85	100.20
1	jq	97	ARG	NE-CZ-NH2	-6.47	117.06	120.30
1	kF	132	ARG	NE-CZ-NH2	-6.47	117.06	120.30
1	ln	50	GLN	O-C-N	-6.47	112.35	122.70
1	6P	163	ASP	CB-CG-OD1	6.47	124.12	118.30
1	7Q	68	MET	CG-SD-CE	-6.47	89.85	100.20
1	8d	144	MET	CG-SD-CE	-6.47	89.85	100.20
1	8n	31	ALA	CB-CA-C	6.47	119.81	110.10
1	9L	166	ASP	CB-CG-OD1	-6.47	112.48	118.30
1	bk	132	ARG	NH1-CZ-NH2	-6.47	112.28	119.40
1	ey	126	VAL	O-C-N	-6.47	112.20	123.20
1	eI	164	TYR	CB-CG-CD1	-6.47	117.12	121.00
1	fe	184	TRP	CD1-CG-CD2	6.47	111.48	106.30
1	O	143	ARG	CD-NE-CZ	6.47	132.66	123.60
1	gW	133	TRP	CA-CB-CG	6.47	125.99	113.70
1	i4	184	TRP	CE2-CD2-CG	-6.47	102.12	107.30
1	3L	133	TRP	CB-CG-CD1	6.47	135.41	127.00
1	3W	26	VAL	CA-CB-CG1	6.47	120.60	110.90
1	4V	162	ARG	NE-CZ-NH1	6.47	123.53	120.30
1	5j	12	HIS	O-C-N	-6.47	112.35	122.70
1	5v	139	ASN	O-C-N	-6.47	112.35	122.70
1	5W	161	PHE	CG-CD2-CE2	6.47	127.92	120.80
1	6l	3	VAL	CA-CB-CG2	-6.47	101.20	110.90
1	6a	109	SER	N-CA-CB	6.47	120.20	110.50
1	6c	145	TYR	CB-CG-CD2	6.47	124.88	121.00
1	8S	100	ARG	NE-CZ-NH1	6.47	123.53	120.30
1	ao	32	PHE	CD1-CE1-CZ	-6.47	112.34	120.10

Continued on next page...

Continued from previous page...

Mol	Chain	Res	Type	Atoms	Z	Observed(°)	Ideal(°)
1	aS	168	PHE	CB-CG-CD2	6.47	125.33	120.80
1	cv	164	TYR	CG-CD2-CE2	-6.47	116.12	121.30
1	w	184	TRP	CE3-CZ3-CH2	-6.47	114.08	121.20
1	A	214	MET	CG-SD-CE	-6.47	89.85	100.20
1	gR	162	ARG	NE-CZ-NH2	-6.47	117.07	120.30
1	lm	169	TYR	CB-CG-CD2	6.47	124.88	121.00
1	lO	200	THR	CA-CB-CG2	-6.47	103.34	112.40
1	2K	24	VAL	CG1-CB-CG2	-6.47	100.55	110.90
1	4O	34	PRO	N-CA-CB	-6.47	95.48	102.60
1	6r	81	ASP	CB-CG-OD2	6.47	124.12	118.30
1	6H	103	ASP	CB-CG-OD1	6.47	124.12	118.30
1	6I	154	ARG	NE-CZ-NH1	6.47	123.53	120.30
1	7t	130	TYR	CB-CG-CD1	6.47	124.88	121.00
1	8o	187	GLU	OE1-CD-OE2	-6.47	115.54	123.30
1	aX	184	TRP	CB-CG-CD1	-6.47	118.59	127.00
1	d9	102	SER	N-CA-CB	-6.47	100.80	110.50
1	ln	63	GLN	CA-C-N	6.47	131.43	117.20
1	fs	144	MET	CG-SD-CE	-6.47	89.85	100.20
1	fD	40	PHE	CB-CG-CD1	-6.47	116.27	120.80
1	iv	215	MET	CG-SD-CE	-6.47	89.85	100.20
1	j9	23	TRP	CG-CD2-CE3	-6.47	128.08	133.90
1	jl	133	TRP	CB-CA-C	-6.47	97.47	110.40
1	jJ	110	THR	CA-CB-CG2	-6.47	103.35	112.40
1	2M	119	THR	N-CA-CB	6.47	122.59	110.30
1	3f	162	ARG	NE-CZ-NH1	6.47	123.53	120.30
1	3H	39	MET	CG-SD-CE	-6.47	89.85	100.20
1	7U	162	ARG	NH1-CZ-NH2	-6.47	112.29	119.40
1	8d	184	TRP	CA-CB-CG	6.47	125.99	113.70
1	8j	32	PHE	CB-CG-CD1	6.47	125.33	120.80
1	8z	97	ARG	NE-CZ-NH2	-6.47	117.07	120.30
1	au	107	THR	CA-CB-CG2	6.47	121.45	112.40
1	aM	82	ARG	NH1-CZ-NH2	-6.47	112.29	119.40
1	aP	202	LEU	O-C-N	-6.47	112.35	122.70
1	bt	27	VAL	O-C-N	-6.47	112.36	122.70
1	c0	44	SER	N-CA-CB	6.47	120.20	110.50
1	cv	168	PHE	CB-CG-CD2	-6.47	116.27	120.80
1	li	130	TYR	CB-CG-CD1	6.47	124.88	121.00
1	e8	27	VAL	CA-CB-CG2	-6.47	101.20	110.90
1	ez	154	ARG	NE-CZ-NH2	-6.47	117.07	120.30
1	eD	167	ARG	NE-CZ-NH2	-6.47	117.07	120.30
1	f7	97	ARG	NE-CZ-NH2	6.47	123.53	120.30
1	f8	185	MET	CG-SD-CE	-6.47	89.85	100.20

Continued on next page...

Continued from previous page...

Mol	Chain	Res	Type	Atoms	Z	Observed(°)	Ideal(°)
1	0	10	MET	CG-SD-CE	-6.47	89.86	100.20
1	hm	31	ALA	CB-CA-C	6.46	119.80	110.10
1	hu	229	ARG	NE-CZ-NH2	-6.46	117.07	120.30
1	1W	97	ARG	NE-CZ-NH2	-6.46	117.07	120.30
1	ku	164	TYR	CB-CG-CD2	-6.46	117.12	121.00
1	kN	145	TYR	CD1-CE1-CZ	6.46	125.62	119.80
1	2t	133	TRP	CB-CG-CD1	6.46	135.40	127.00
1	2O	54	THR	CA-CB-CG2	6.46	121.45	112.40
1	3f	144	MET	CG-SD-CE	-6.46	89.86	100.20
1	3y	210	THR	CA-CB-CG2	-6.46	103.35	112.40
1	4l	214	MET	CA-CB-CG	6.46	124.29	113.30
1	5L	41	SER	N-CA-CB	6.46	120.20	110.50
1	6K	145	TYR	CB-CG-CD1	-6.46	117.12	121.00
1	aH	154	ARG	NH1-CZ-NH2	-6.46	112.29	119.40
1	aN	91	ILE	O-C-N	-6.46	112.36	122.70
1	ce	82	ARG	NE-CZ-NH1	6.46	123.53	120.30
1	cj	168	PHE	CB-CG-CD2	6.46	125.33	120.80
1	dU	132	ARG	NH1-CZ-NH2	-6.46	112.29	119.40
1	eB	110	THR	O-C-N	-6.46	112.36	122.70
1	1x	198	CYS	O-C-N	-6.46	112.36	122.70
1	Q	168	PHE	CG-CD2-CE2	6.46	127.91	120.80
1	U	194	ALA	CB-CA-C	6.46	119.80	110.10
1	ha	67	GLN	O-C-N	-6.46	112.36	122.70
1	iA	119	THR	CA-CB-CG2	-6.46	103.35	112.40
1	3H	118	MET	CG-SD-CE	-6.46	89.86	100.20
1	4n	18	ARG	NE-CZ-NH2	-6.46	117.07	120.30
1	6X	51	ASP	CB-CG-OD1	6.46	124.12	118.30
1	9G	154	ARG	NE-CZ-NH1	6.46	123.53	120.30
1	9U	145	TYR	CB-CG-CD1	-6.46	117.12	121.00
1	1w	149	SER	N-CA-CB	6.46	120.19	110.50
1	6	229	ARG	NE-CZ-NH1	6.46	123.53	120.30
1	h4	119	THR	CA-CB-CG2	-6.46	103.35	112.40
1	io	54	THR	O-C-N	-6.46	112.36	122.70
1	jA	168	PHE	CB-CG-CD1	-6.46	116.28	120.80
1	jU	148	THR	CA-CB-CG2	-6.46	103.35	112.40
1	kd	143	ARG	CD-NE-CZ	6.46	132.65	123.60
1	kB	229	ARG	NH1-CZ-NH2	-6.46	112.29	119.40
1	kI	110	THR	N-CA-CB	6.46	122.58	110.30
1	4R	105	ALA	CB-CA-C	-6.46	100.41	110.10
1	7n	145	TYR	CB-CG-CD2	-6.46	117.12	121.00
1	7D	23	TRP	CE2-CD2-CG	6.46	112.47	107.30
1	7I	163	ASP	CB-CG-OD1	6.46	124.11	118.30

Continued on next page...

Continued from previous page...

Mol	Chain	Res	Type	Atoms	Z	Observed(°)	Ideal(°)
1	85	166	ASP	CB-CG-OD1	6.46	124.11	118.30
1	a9	66	MET	CA-CB-CG	6.46	124.28	113.30
1	aj	26	VAL	CG1-CB-CG2	-6.46	100.56	110.90
1	bd	119	THR	CA-CB-CG2	-6.46	103.35	112.40
1	bx	162	ARG	NE-CZ-NH1	6.46	123.53	120.30
1	cw	108	THR	CA-CB-CG2	-6.46	103.36	112.40
1	em	173	ARG	NE-CZ-NH1	6.46	123.53	120.30
1	eJ	3	VAL	CA-CB-CG2	6.46	120.59	110.90
1	gE	82	ARG	NH1-CZ-NH2	-6.46	112.29	119.40
1	iE	130	TYR	CG-CD2-CE2	-6.46	116.13	121.30
1	9r	97	ARG	NH1-CZ-NH2	-6.46	112.29	119.40
1	lj	81	ASP	CB-CG-OD1	6.46	124.11	118.30
1	dS	130	TYR	CB-CG-CD1	6.46	124.88	121.00
1	eo	215	MET	CG-SD-CE	-6.46	89.86	100.20
1	1G	151	LEU	CB-CG-CD1	-6.46	100.02	111.00
1	hC	169	TYR	CB-CG-CD2	6.46	124.88	121.00
1	ie	18	ARG	NE-CZ-NH2	-6.46	117.07	120.30
1	jK	167	ARG	NH1-CZ-NH2	-6.46	112.30	119.40
1	kT	181	VAL	CA-CB-CG1	6.46	120.59	110.90
1	34	40	PHE	CB-CG-CD1	-6.46	116.28	120.80
1	3X	112	GLN	CG-CD-OE1	6.46	134.52	121.60
1	67	184	TRP	NE1-CE2-CZ2	6.46	137.50	130.40
1	6k	143	ARG	NE-CZ-NH1	6.46	123.53	120.30
1	74	197	ASP	CB-CG-OD1	-6.46	112.49	118.30
1	8z	169	TYR	CB-CG-CD2	6.46	124.88	121.00
1	97	229	ARG	NH1-CZ-NH2	-6.46	112.30	119.40
1	9r	184	TRP	CD1-CG-CD2	-6.46	101.13	106.30
1	13	215	MET	CG-SD-CE	-6.46	89.87	100.20
1	18	97	ARG	NE-CZ-NH1	6.46	123.53	120.30
1	E	164	TYR	CB-CG-CD1	6.46	124.88	121.00
1	gz	32	PHE	CB-CG-CD2	6.46	125.32	120.80
1	2c	145	TYR	CB-CG-CD2	6.46	124.87	121.00
1	2X	224	PRO	O-C-N	-6.46	112.22	123.20
1	3T	154	ARG	NE-CZ-NH1	6.46	123.53	120.30
1	4r	166	ASP	CB-CG-OD2	6.46	124.11	118.30
1	4Z	152	ASP	CB-CG-OD1	6.46	124.11	118.30
1	57	51	ASP	CB-CG-OD2	6.46	124.11	118.30
1	6r	166	ASP	CB-CA-C	6.46	123.31	110.40
1	7N	41	SER	N-CA-CB	6.46	120.19	110.50
1	9q	55	MET	CG-SD-CE	-6.46	89.87	100.20
1	aT	154	ARG	NH1-CZ-NH2	-6.46	112.30	119.40
1	c9	168	PHE	CB-CG-CD2	-6.46	116.28	120.80

Continued on next page...

Continued from previous page...

Mol	Chain	Res	Type	Atoms	Z	Observed(°)	Ideal(°)
1	cd	229	ARG	NE-CZ-NH1	6.46	123.53	120.30
1	eT	184	TRP	CB-CG-CD1	-6.46	118.61	127.00
1	fl	29	GLU	N-CA-CB	-6.46	98.98	110.60
1	g1	23	TRP	O-C-N	-6.46	112.37	122.70
1	h0	227	LYS	O-C-N	-6.46	112.37	122.70
1	ha	230	VAL	CG1-CB-CG2	6.46	121.23	110.90
1	1X	77	ALA	O-C-N	-6.46	112.37	122.70
1	3I	161	PHE	CG-CD2-CE2	-6.46	113.70	120.80
1	4h	145	TYR	CG-CD2-CE2	-6.46	116.14	121.30
1	5p	180	GLU	OE1-CD-OE2	-6.46	115.55	123.30
1	5v	229	ARG	NE-CZ-NH2	6.46	123.53	120.30
1	aF	26	VAL	CA-CB-CG2	-6.46	101.22	110.90
1	aH	81	ASP	CB-CG-OD1	-6.46	112.49	118.30
1	bc	159	GLU	OE1-CD-OE2	-6.46	115.55	123.30
1	bq	216	THR	CA-CB-CG2	-6.46	103.36	112.40
1	B	166	ASP	CB-CG-OD1	6.46	124.11	118.30
1	gA	162	ARG	NH1-CZ-NH2	-6.45	112.30	119.40
1	i9	82	ARG	NE-CZ-NH1	6.45	123.53	120.30
1	iy	80	TRP	CD1-NE1-CE2	6.45	114.81	109.00
1	jL	145	TYR	CG-CD2-CE2	-6.45	116.14	121.30
1	kx	167	ARG	NE-CZ-NH2	-6.45	117.07	120.30
1	kA	133	TRP	CB-CG-CD2	-6.45	118.21	126.60
1	lI	168	PHE	CB-CG-CD2	6.45	125.32	120.80
1	34	152	ASP	CA-CB-CG	6.45	127.60	113.40
1	4x	6	LEU	CB-CG-CD2	6.45	121.97	111.00
1	4N	163	ASP	CB-CG-OD2	6.45	124.11	118.30
1	59	173	ARG	NH1-CZ-NH2	-6.45	112.30	119.40
1	5U	18	ARG	NE-CZ-NH2	-6.45	117.07	120.30
1	6s	154	ARG	NE-CZ-NH2	-6.45	117.07	120.30
1	8c	167	ARG	NH1-CZ-NH2	-6.45	112.30	119.40
1	8z	80	TRP	CG-CD2-CE3	-6.45	128.09	133.90
1	9L	162	ARG	NE-CZ-NH1	-6.45	117.07	120.30
1	bu	148	THR	CA-CB-OG1	6.45	122.55	109.00
1	1f	167	ARG	N-CA-CB	6.45	122.22	110.60
1	cQ	154	ARG	NH1-CZ-NH2	-6.45	112.30	119.40
1	d2	130	TYR	CB-CG-CD2	6.45	124.87	121.00
1	du	130	TYR	CB-CG-CD2	-6.45	117.13	121.00
1	C	10	MET	CG-SD-CE	-6.45	89.87	100.20
1	3	213	GLU	OE1-CD-OE2	-6.45	115.56	123.30
1	J	82	ARG	NE-CZ-NH2	-6.45	117.07	120.30
1	g9	231	LEU	CB-CG-CD1	6.45	121.97	111.00
1	jK	55	MET	CG-SD-CE	-6.45	89.88	100.20

Continued on next page...

Continued from previous page...

Mol	Chain	Res	Type	Atoms	Z	Observed(°)	Ideal(°)
1	l8	213	GLU	OE1-CD-OE2	-6.45	115.56	123.30
1	2R	100	ARG	NE-CZ-NH2	-6.45	117.07	120.30
1	5f	97	ARG	NE-CZ-NH1	6.45	123.53	120.30
1	5g	164	TYR	CG-CD1-CE1	-6.45	116.14	121.30
1	5O	133	TRP	CB-CG-CD1	6.45	135.39	127.00
1	7W	128	GLU	OE1-CD-OE2	-6.45	115.56	123.30
1	9V	51	ASP	CB-CG-OD2	-6.45	112.49	118.30
1	as	76	GLU	OE1-CD-OE2	-6.45	115.56	123.30
1	aQ	133	TRP	CB-CG-CD1	6.45	135.39	127.00
1	dq	133	TRP	CB-CG-CD1	6.45	135.39	127.00
1	fk	173	ARG	NH1-CZ-NH2	-6.45	112.30	119.40
1	fm	107	THR	CA-CB-CG2	-6.45	103.37	112.40
1	hu	143	ARG	NE-CZ-NH1	6.45	123.53	120.30
1	i2	185	MET	CG-SD-CE	-6.45	89.88	100.20
1	i7	103	ASP	CB-CG-OD2	-6.45	112.49	118.30
1	ji	32	PHE	CB-CG-CD1	-6.45	116.28	120.80
1	jL	132	ARG	NE-CZ-NH1	6.45	123.53	120.30
1	ks	31	ALA	O-C-N	-6.45	112.38	122.70
1	kB	162	ARG	NE-CZ-NH1	6.45	123.53	120.30
1	lA	133	TRP	CG-CD1-NE1	-6.45	103.65	110.10
1	2g	96	MET	O-C-N	-6.45	112.38	122.70
1	3l	18	ARG	NH1-CZ-NH2	6.45	126.50	119.40
1	4a	221	VAL	CA-CB-CG2	6.45	120.58	110.90
1	6W	55	MET	CG-SD-CE	-6.45	89.88	100.20
1	7o	166	ASP	CB-CG-OD2	6.45	124.11	118.30
1	85	117	TRP	CB-CG-CD1	-6.45	118.61	127.00
1	aW	130	TYR	CG-CD2-CE2	-6.45	116.14	121.30
1	cd	48	THR	CA-CB-CG2	-6.45	103.37	112.40
1	le	18	ARG	NH1-CZ-NH2	-6.45	112.31	119.40
1	cB	54	THR	CA-CB-CG2	6.45	121.43	112.40
1	en	164	TYR	CD1-CE1-CZ	6.45	125.61	119.80
1	gi	169	TYR	CB-CG-CD1	-6.45	117.13	121.00
1	iv	168	PHE	CG-CD2-CE2	6.45	127.89	120.80
1	iJ	132	ARG	NE-CZ-NH1	6.45	123.52	120.30
1	iN	130	TYR	CG-CD1-CE1	-6.45	116.14	121.30
1	je	191	VAL	CA-CB-CG2	-6.45	101.23	110.90
1	kR	11	VAL	CG1-CB-CG2	-6.45	100.58	110.90
1	kZ	161	PHE	CB-CG-CD1	-6.45	116.29	120.80
1	kZ	197	ASP	O-C-N	-6.45	112.38	122.70
1	lC	10	MET	CG-SD-CE	-6.45	89.88	100.20
1	4v	66	MET	O-C-N	-6.45	112.38	122.70
1	5y	166	ASP	CB-CG-OD2	-6.45	112.50	118.30

Continued on next page...

Continued from previous page...

Mol	Chain	Res	Type	Atoms	Z	Observed(°)	Ideal(°)
1	64	145	TYR	CB-CG-CD1	-6.45	117.13	121.00
1	7R	169	TYR	CB-CG-CD2	6.45	124.87	121.00
1	9B	4	GLN	N-CA-CB	6.45	122.21	110.60
1	a8	173	ARG	NE-CZ-NH2	-6.45	117.08	120.30
1	ae	40	PHE	CB-CG-CD1	6.45	125.31	120.80
1	bY	191	VAL	CA-CB-CG2	-6.45	101.23	110.90
1	cz	59	VAL	CA-CB-CG1	6.45	120.57	110.90
1	dX	110	THR	CA-CB-OG1	6.45	122.54	109.00
1	hZ	145	TYR	CB-CG-CD1	6.45	124.87	121.00
1	il	4	GLN	N-CA-CB	6.45	122.20	110.60
1	i9	164	TYR	CB-CG-CD2	-6.45	117.13	121.00
1	lh	216	THR	CA-CB-CG2	-6.45	103.38	112.40
1	2J	110	THR	CA-CB-CG2	-6.45	103.37	112.40
1	8R	230	VAL	O-C-N	-6.45	112.39	122.70
1	9C	23	TRP	CB-CG-CD1	-6.45	118.62	127.00
1	de	10	MET	CG-SD-CE	-6.45	89.88	100.20
1	eQ	184	TRP	CE2-CD2-CG	-6.45	102.14	107.30
1	gi	197	ASP	CB-CG-OD1	6.45	124.10	118.30
1	gC	4	GLN	N-CA-CB	6.45	122.20	110.60
1	h4	216	THR	N-CA-CB	6.45	122.55	110.30
1	hh	184	TRP	CD1-CG-CD2	6.45	111.46	106.30
1	i2	187	GLU	OE1-CD-OE2	-6.45	115.57	123.30
1	ii	165	VAL	CA-CB-CG2	-6.45	101.23	110.90
1	1S	184	TRP	CD1-CG-CD2	6.45	111.46	106.30
1	js	152	ASP	CB-CG-OD1	6.45	124.10	118.30
1	jy	10	MET	CG-SD-CE	-6.45	89.89	100.20
1	jR	59	VAL	CA-CB-CG2	-6.45	101.23	110.90
1	k0	154	ARG	NE-CZ-NH2	6.45	123.52	120.30
1	lo	103	ASP	CB-CG-OD2	6.45	124.10	118.30
1	2i	23	TRP	CE3-CZ3-CH2	-6.45	114.11	121.20
1	2M	162	ARG	NE-CZ-NH2	-6.45	117.08	120.30
1	3C	18	ARG	NE-CZ-NH2	-6.45	117.08	120.30
1	4P	229	ARG	NE-CZ-NH2	-6.45	117.08	120.30
1	5U	165	VAL	CG1-CB-CG2	-6.45	100.59	110.90
1	66	164	TYR	CB-CG-CD1	6.45	124.87	121.00
1	6l	22	ALA	CB-CA-C	6.45	119.77	110.10
1	9m	166	ASP	CB-CG-OD2	-6.45	112.50	118.30
1	9x	18	ARG	NE-CZ-NH2	-6.45	117.08	120.30
1	ai	51	ASP	CB-CG-OD2	6.45	124.10	118.30
1	b6	167	ARG	NH1-CZ-NH2	-6.45	112.31	119.40
1	dx	97	ARG	NE-CZ-NH2	6.45	123.52	120.30
1	dC	168	PHE	CB-CG-CD2	-6.45	116.29	120.80

Continued on next page...

Continued from previous page...

Mol	Chain	Res	Type	Atoms	Z	Observed(°)	Ideal(°)
1	e0	18	ARG	NE-CZ-NH2	-6.45	117.08	120.30
1	ep	48	THR	CA-CB-OG1	6.45	122.54	109.00
1	eR	197	ASP	CB-CG-OD2	6.45	124.10	118.30
1	fv	97	ARG	NE-CZ-NH2	-6.45	117.08	120.30
1	fK	44	SER	N-CA-CB	6.45	120.17	110.50
1	g5	81	ASP	CB-CG-OD1	6.45	124.10	118.30
1	y	180	GLU	OE1-CD-OE2	-6.45	115.57	123.30
1	jE	155	GLN	O-C-N	-6.44	112.24	123.20
1	1Y	33	SER	N-CA-CB	-6.44	100.83	110.50
1	jV	68	MET	CG-SD-CE	-6.44	89.89	100.20
1	60	29	GLU	CB-CA-C	-6.44	97.51	110.40
1	6Z	82	ARG	NH1-CZ-NH2	-6.44	112.31	119.40
1	9k	229	ARG	NE-CZ-NH2	-6.44	117.08	120.30
1	9T	23	TRP	CB-CG-CD1	-6.44	118.62	127.00
1	cv	76	GLU	OE1-CD-OE2	-6.44	115.57	123.30
1	d1	146	SER	CB-CA-C	-6.44	97.86	110.10
1	f	164	TYR	CB-CG-CD1	6.44	124.87	121.00
1	o	56	LEU	O-C-N	-6.44	112.39	122.70
1	hC	15	ILE	O-C-N	-6.44	112.39	122.70
1	j7	221	VAL	CA-CB-CG2	-6.44	101.24	110.90
1	jo	166	ASP	CB-CG-OD2	-6.44	112.50	118.30
1	jF	195	ASN	N-CA-CB	-6.44	99.00	110.60
1	jU	108	THR	CA-CB-CG2	-6.44	103.38	112.40
1	li	97	ARG	CD-NE-CZ	6.44	132.62	123.60
1	4Q	169	TYR	CB-CG-CD1	-6.44	117.14	121.00
1	5u	72	THR	CA-CB-CG2	-6.44	103.38	112.40
1	99	97	ARG	NE-CZ-NH1	6.44	123.52	120.30
1	9i	143	ARG	NH1-CZ-NH2	-6.44	112.31	119.40
1	9F	132	ARG	NE-CZ-NH2	-6.44	117.08	120.30
1	9Y	184	TRP	CB-CG-CD1	6.44	135.38	127.00
1	ch	165	VAL	CG1-CB-CG2	-6.44	100.59	110.90
1	dD	102	SER	N-CA-CB	6.44	120.16	110.50
1	fn	68	MET	CG-SD-CE	-6.44	89.89	100.20
1	n	143	ARG	NE-CZ-NH1	6.44	123.52	120.30
1	gy	10	MET	CG-SD-CE	-6.44	89.90	100.20
1	ht	132	ARG	NE-CZ-NH2	-6.44	117.08	120.30
1	jy	132	ARG	NE-CZ-NH1	6.44	123.52	120.30
1	jK	18	ARG	NE-CZ-NH2	-6.44	117.08	120.30
1	kL	184	TRP	CB-CG-CD2	6.44	134.97	126.60
1	27	27	VAL	O-C-N	-6.44	112.40	122.70
1	lq	162	ARG	NE-CZ-NH2	-6.44	117.08	120.30
1	2S	69	LEU	CB-CA-C	6.44	122.44	110.20

Continued on next page...

Continued from previous page...

Mol	Chain	Res	Type	Atoms	Z	Observed(°)	Ideal(°)
1	39	172	LEU	O-C-N	-6.44	112.39	122.70
1	3l	164	TYR	CB-CA-C	6.44	123.28	110.40
1	59	132	ARG	NH1-CZ-NH2	-6.44	112.31	119.40
1	5V	81	ASP	CB-CG-OD2	-6.44	112.50	118.30
1	66	162	ARG	NE-CZ-NH2	-6.44	117.08	120.30
1	8j	162	ARG	NH1-CZ-NH2	-6.44	112.32	119.40
1	9F	117	TRP	CB-CG-CD2	-6.44	118.23	126.60
1	a9	169	TYR	CG-CD1-CE1	-6.44	116.15	121.30
1	cU	18	ARG	O-C-N	-6.44	112.39	122.70
1	dA	79	GLU	OE1-CD-OE2	-6.44	115.57	123.30
1	dK	205	LEU	CB-CG-CD1	6.44	121.95	111.00
1	ep	132	ARG	NE-CZ-NH1	6.44	123.52	120.30
1	ff	149	SER	N-CA-CB	6.44	120.16	110.50
1	fJ	145	TYR	CB-CG-CD2	-6.44	117.14	121.00
1	1A	162	ARG	NE-CZ-NH2	6.44	123.52	120.30
1	gU	130	TYR	CG-CD2-CE2	-6.44	116.15	121.30
1	k5	145	TYR	CB-CG-CD1	6.44	124.86	121.00
1	ko	188	THR	O-C-N	-6.44	112.40	122.70
1	9B	51	ASP	CB-CG-OD1	6.44	124.09	118.30
1	bZ	97	ARG	NE-CZ-NH2	6.44	123.52	120.30
1	cB	133	TRP	CB-CG-CD2	-6.44	118.23	126.60
1	eS	39	MET	CG-SD-CE	-6.44	89.90	100.20
1	gp	164	TYR	CG-CD1-CE1	6.44	126.45	121.30
1	gC	171	THR	N-CA-CB	6.44	122.53	110.30
1	1H	97	ARG	NH1-CZ-NH2	-6.44	112.32	119.40
1	jy	163	ASP	CB-CG-OD2	6.44	124.09	118.30
1	jH	81	ASP	CB-CG-OD2	-6.44	112.51	118.30
1	lr	65	ALA	O-C-N	-6.44	112.40	122.70
1	lu	81	ASP	CB-CG-OD1	-6.44	112.51	118.30
1	4Z	100	ARG	NE-CZ-NH2	6.44	123.52	120.30
1	64	130	TYR	CG-CD1-CE1	-6.44	116.15	121.30
1	7q	129	ILE	O-C-N	-6.44	112.40	122.70
1	7y	185	MET	CG-SD-CE	-6.44	89.90	100.20
1	92	51	ASP	O-C-N	-6.44	112.40	122.70
1	1a	11	VAL	CG1-CB-CG2	-6.44	100.60	110.90
1	cc	26	VAL	CA-CB-CG2	-6.44	101.25	110.90
1	1d	162	ARG	NE-CZ-NH2	-6.44	117.08	120.30
1	1f	100	ARG	NE-CZ-NH2	-6.44	117.08	120.30
1	dV	132	ARG	NE-CZ-NH1	6.44	123.52	120.30
1	Q	175	GLU	OE1-CD-OE2	-6.44	115.58	123.30
1	5	100	ARG	NE-CZ-NH1	6.44	123.52	120.30
1	gA	154	ARG	NE-CZ-NH2	6.44	123.52	120.30

Continued on next page...

Continued from previous page...

Mol	Chain	Res	Type	Atoms	Z	Observed(°)	Ideal(°)
1	gB	213	GLU	N-CA-CB	6.44	122.19	110.60
1	gQ	192	GLN	CA-CB-CG	6.44	127.56	113.40
1	j9	197	ASP	CB-CG-OD1	6.44	124.09	118.30
1	29	175	GLU	OE1-CD-OE2	-6.44	115.58	123.30
1	2d	208	ALA	CB-CA-C	6.44	119.75	110.10
1	78	187	GLU	OE1-CD-OE2	-6.44	115.58	123.30
1	d1	165	VAL	CG1-CB-CG2	-6.44	100.60	110.90
1	dv	204	ALA	O-C-N	-6.44	112.40	122.70
1	ej	145	TYR	CG-CD2-CE2	-6.44	116.15	121.30
1	ff	154	ARG	NE-CZ-NH2	-6.44	117.08	120.30
1	gK	167	ARG	NE-CZ-NH1	6.43	123.52	120.30
1	ip	229	ARG	NE-CZ-NH1	6.43	123.52	120.30
1	jN	164	TYR	CB-CG-CD2	6.43	124.86	121.00
1	kj	86	VAL	CA-CB-CG2	-6.43	101.25	110.90
1	26	97	ARG	NE-CZ-NH2	-6.43	117.08	120.30
1	2d	142	VAL	CG1-CB-CG2	-6.43	100.61	110.90
1	4y	169	TYR	O-C-N	-6.43	112.41	122.70
1	5n	105	ALA	N-CA-CB	-6.43	101.09	110.10
1	5C	169	TYR	N-CA-CB	6.43	122.18	110.60
1	6C	163	ASP	CB-CG-OD1	6.43	124.09	118.30
1	6U	229	ARG	NE-CZ-NH1	6.43	123.52	120.30
1	7S	132	ARG	NE-CZ-NH2	-6.43	117.08	120.30
1	9v	14	ALA	N-CA-CB	-6.43	101.09	110.10
1	aQ	32	PHE	CB-CG-CD2	-6.43	116.30	120.80
1	bc	132	ARG	NE-CZ-NH2	-6.43	117.08	120.30
1	bo	23	TRP	CG-CD1-NE1	-6.43	103.67	110.10
1	1b	166	ASP	CB-CG-OD1	-6.43	112.51	118.30
1	cR	214	MET	CG-SD-CE	6.43	110.50	100.20
1	es	229	ARG	NE-CZ-NH2	-6.43	117.08	120.30
1	gq	168	PHE	CB-CG-CD2	6.43	125.30	120.80
1	hp	108	THR	CA-CB-CG2	-6.43	103.39	112.40
1	hS	110	THR	O-C-N	-6.43	112.41	122.70
1	it	109	SER	N-CA-CB	6.43	120.15	110.50
1	js	78	ALA	N-CA-CB	-6.43	101.09	110.10
1	22	142	VAL	CA-CB-CG2	6.43	120.55	110.90
1	l0	229	ARG	NH1-CZ-NH2	-6.43	112.33	119.40
1	le	197	ASP	CB-CG-OD2	6.43	124.09	118.30
1	lm	126	VAL	CA-CB-CG2	6.43	120.55	110.90
1	2w	19	THR	N-CA-CB	6.43	122.52	110.30
1	2D	80	TRP	CZ3-CH2-CZ2	-6.43	113.88	121.60
1	2D	97	ARG	NE-CZ-NH2	6.43	123.52	120.30
1	3C	161	PHE	CB-CG-CD2	-6.43	116.30	120.80

Continued on next page...

Continued from previous page...

Mol	Chain	Res	Type	Atoms	Z	Observed(°)	Ideal(°)
1	4h	132	ARG	NH1-CZ-NH2	-6.43	112.32	119.40
1	4q	185	MET	CG-SD-CE	-6.43	89.91	100.20
1	5d	166	ASP	CB-CG-OD1	-6.43	112.51	118.30
1	5g	214	MET	CG-SD-CE	-6.43	89.91	100.20
1	6n	208	ALA	CB-CA-C	6.43	119.75	110.10
1	6P	6	LEU	CB-CG-CD1	-6.43	100.06	111.00
1	7l	77	ALA	CB-CA-C	-6.43	100.45	110.10
1	7y	3	VAL	CA-CB-CG2	-6.43	101.25	110.90
1	7E	100	ARG	NE-CZ-NH2	-6.43	117.08	120.30
1	9Y	184	TRP	CB-CG-CD2	-6.43	118.24	126.60
1	aI	51	ASP	CB-CG-OD2	-6.43	112.51	118.30
1	bA	216	THR	N-CA-CB	6.43	122.52	110.30
1	c0	130	TYR	CB-CA-C	6.43	123.26	110.40
1	ek	139	ASN	CB-CA-C	-6.43	97.53	110.40
1	lq	152	ASP	CB-CG-OD2	6.43	124.09	118.30
1	ff	82	ARG	NH1-CZ-NH2	-6.43	112.32	119.40
1	fl	184	TRP	CE2-CD2-CG	-6.43	102.15	107.30
1	h	130	TYR	CB-CG-CD2	-6.43	117.14	121.00
1	i	143	ARG	NE-CZ-NH2	-6.43	117.08	120.30
1	A	143	ARG	NH1-CZ-NH2	-6.43	112.32	119.40
1	T	10	MET	N-CA-CB	6.43	122.18	110.60
1	hJ	133	TRP	CG-CD2-CE3	-6.43	128.11	133.90
1	ii	40	PHE	CB-CG-CD1	-6.43	116.30	120.80
1	iA	175	GLU	O-C-N	-6.43	112.41	122.70
1	iB	82	ARG	NE-CZ-NH2	-6.43	117.08	120.30
1	iK	18	ARG	NE-CZ-NH2	-6.43	117.08	120.30
1	iV	100	ARG	NE-CZ-NH2	-6.43	117.08	120.30
1	ka	167	ARG	NH1-CZ-NH2	-6.43	112.33	119.40
1	kU	143	ARG	NE-CZ-NH2	-6.43	117.08	120.30
1	ll	132	ARG	NE-CZ-NH2	-6.43	117.08	120.30
1	5v	143	ARG	NE-CZ-NH1	6.43	123.52	120.30
1	8M	229	ARG	NE-CZ-NH1	6.43	123.52	120.30
1	cc	167	ARG	NE-CZ-NH1	6.43	123.52	120.30
1	dC	108	THR	CA-CB-CG2	-6.43	103.40	112.40
1	fp	103	ASP	CB-CG-OD1	-6.43	112.51	118.30
1	hE	215	MET	CG-SD-CE	-6.43	89.91	100.20
1	hK	167	ARG	NE-CZ-NH1	6.43	123.51	120.30
1	iU	132	ARG	NE-CZ-NH1	6.43	123.52	120.30
1	jC	142	VAL	O-C-N	-6.43	112.41	122.70
1	jI	81	ASP	CB-CG-OD1	-6.43	112.51	118.30
1	lq	81	ASP	CB-CG-OD1	-6.43	112.51	118.30
1	4i	231	LEU	CB-CA-C	6.43	122.41	110.20

Continued on next page...

Continued from previous page...

Mol	Chain	Res	Type	Atoms	Z	Observed(°)	Ideal(°)
1	4Y	55	MET	CG-SD-CE	-6.43	89.91	100.20
1	5s	144	MET	CG-SD-CE	-6.43	89.91	100.20
1	5A	143	ARG	NE-CZ-NH2	-6.43	117.08	120.30
1	6N	169	TYR	CB-CG-CD2	-6.43	117.14	121.00
1	74	105	ALA	N-CA-CB	-6.43	101.10	110.10
1	89	229	ARG	NH1-CZ-NH2	-6.43	112.33	119.40
1	cO	99	PRO	N-CD-CG	6.43	112.84	103.20
1	E	177	ALA	CB-CA-C	-6.43	100.46	110.10
1	M	229	ARG	NE-CZ-NH2	-6.43	117.08	120.30
1	gb	229	ARG	NE-CZ-NH2	-6.43	117.09	120.30
1	gC	75	GLU	OE1-CD-OE2	-6.43	115.59	123.30
1	j5	48	THR	CA-CB-CG2	-6.43	103.40	112.40
1	ki	81	ASP	CB-CG-OD1	6.43	124.08	118.30
1	3L	189	LEU	CB-CG-CD2	6.43	121.93	111.00
1	3N	35	GLU	OE1-CD-OE2	-6.43	115.59	123.30
1	5H	97	ARG	NE-CZ-NH2	-6.43	117.09	120.30
1	8o	50	GLN	O-C-N	-6.43	112.42	122.70
1	b8	166	ASP	CB-CG-OD2	6.43	124.08	118.30
1	bZ	168	PHE	CB-CG-CD2	-6.43	116.30	120.80
1	c9	130	TYR	CB-CG-CD1	6.43	124.86	121.00
1	cr	28	GLU	N-CA-CB	-6.43	99.03	110.60
1	cI	124	ILE	CA-CB-CG1	6.43	123.21	111.00
1	X	18	ARG	NH1-CZ-NH2	-6.43	112.33	119.40
1	gy	51	ASP	N-CA-CB	6.43	122.17	110.60
1	gN	113	GLU	OE1-CD-OE2	-6.43	115.59	123.30
1	it	146	SER	N-CA-CB	-6.43	100.86	110.50
1	j2	145	TYR	CB-CG-CD2	-6.43	117.14	121.00
1	jb	81	ASP	CB-CG-OD1	6.43	124.08	118.30
1	ji	3	VAL	CG1-CB-CG2	-6.43	100.62	110.90
1	k6	132	ARG	N-CA-CB	6.43	122.17	110.60
1	kg	173	ARG	NE-CZ-NH1	6.43	123.51	120.30
1	2T	154	ARG	NH1-CZ-NH2	-6.43	112.33	119.40
1	4K	48	THR	O-C-N	-6.43	108.89	121.10
1	4P	145	TYR	CB-CG-CD2	6.43	124.86	121.00
1	6b	166	ASP	CB-CG-OD2	6.43	124.08	118.30
1	6j	143	ARG	NE-CZ-NH2	6.43	123.51	120.30
1	83	186	THR	CA-CB-CG2	-6.43	103.40	112.40
1	8y	213	GLU	OE1-CD-OE2	-6.43	115.59	123.30
1	9q	65	ALA	CB-CA-C	6.43	119.74	110.10
1	13	18	ARG	NE-CZ-NH2	-6.43	117.09	120.30
1	aZ	18	ARG	CB-CA-C	-6.43	97.55	110.40
1	bb	47	ALA	CB-CA-C	6.43	119.74	110.10

Continued on next page...

Continued from previous page...

Mol	Chain	Res	Type	Atoms	Z	Observed(°)	Ideal(°)
1	bn	14	ALA	N-CA-CB	-6.43	101.10	110.10
1	cU	117	TRP	CB-CG-CD2	6.43	134.95	126.60
1	dL	105	ALA	N-CA-CB	-6.43	101.10	110.10
1	dQ	51	ASP	CB-CG-OD2	6.43	124.08	118.30
1	dV	97	ARG	NE-CZ-NH2	-6.43	117.09	120.30
1	gm	66	MET	CG-SD-CE	-6.42	89.92	100.20
1	gn	145	TYR	CD1-CE1-CZ	6.42	125.58	119.80
1	gE	163	ASP	CB-CG-OD1	6.42	124.08	118.30
1	hh	36	VAL	CA-CB-CG1	6.42	120.54	110.90
1	hG	32	PHE	CG-CD2-CE2	-6.42	113.73	120.80
1	ij	167	ARG	NE-CZ-NH1	6.42	123.51	120.30
1	iz	159	GLU	OE1-CD-OE2	-6.42	115.59	123.30
1	iB	68	MET	CG-SD-CE	-6.42	89.92	100.20
1	iE	1	PRO	CA-N-CD	-6.42	102.51	111.50
1	3j	82	ARG	NE-CZ-NH1	6.42	123.51	120.30
1	5k	119	THR	CA-CB-OG1	6.42	122.49	109.00
1	5m	217	ALA	N-CA-CB	-6.42	101.11	110.10
1	8A	164	TYR	CB-CG-CD1	6.42	124.85	121.00
1	95	72	THR	O-C-N	-6.42	112.42	122.70
1	an	85	PRO	N-CA-CB	6.42	111.01	103.30
1	ap	97	ARG	NH1-CZ-NH2	-6.42	112.33	119.40
1	16	164	TYR	CB-CG-CD2	-6.42	117.14	121.00
1	bG	229	ARG	NE-CZ-NH1	6.42	123.51	120.30
1	bT	23	TRP	CB-CG-CD1	-6.42	118.65	127.00
1	fq	143	ARG	CD-NE-CZ	6.42	132.59	123.60
1	fu	74	ASN	O-C-N	-6.42	112.42	122.70
1	fN	75	GLU	O-C-N	-6.42	112.42	122.70
1	fT	3	VAL	CA-CB-CG2	6.42	120.54	110.90
1	n	163	ASP	CB-CG-OD1	6.42	124.08	118.30
1	J	111	LEU	O-C-N	-6.42	112.42	122.70
1	1D	191	VAL	CA-CB-CG1	-6.42	101.27	110.90
1	gB	52	LEU	CB-CG-CD2	6.42	121.92	111.00
1	29	163	ASP	CB-CG-OD1	-6.42	112.52	118.30
1	2g	132	ARG	NE-CZ-NH1	6.42	123.51	120.30
1	6Z	48	THR	CA-CB-CG2	-6.42	103.41	112.40
1	bX	166	ASP	CB-CG-OD2	-6.42	112.52	118.30
1	gI	164	TYR	CB-CG-CD2	6.42	124.85	121.00
1	gP	82	ARG	NE-CZ-NH1	6.42	123.51	120.30
1	h5	230	VAL	CA-CB-CG2	-6.42	101.27	110.90
1	hE	169	TYR	CB-CG-CD1	6.42	124.85	121.00
1	1Z	14	ALA	N-CA-CB	-6.42	101.11	110.10
1	k3	88	ALA	O-C-N	-6.42	112.28	123.20

Continued on next page...

Continued from previous page...

Mol	Chain	Res	Type	Atoms	Z	Observed(°)	Ideal(°)
1	l4	83	LEU	CB-CG-CD1	6.42	121.92	111.00
1	l5	32	PHE	CB-CG-CD2	-6.42	116.31	120.80
1	l6	107	THR	CA-CB-CG2	-6.42	103.41	112.40
1	38	82	ARG	NE-CZ-NH2	-6.42	117.09	120.30
1	4k	45	GLU	O-C-N	-6.42	112.28	123.20
1	67	82	ARG	NE-CZ-NH2	-6.42	117.09	120.30
1	6N	169	TYR	CG-CD2-CE2	-6.42	116.16	121.30
1	79	20	LEU	CB-CG-CD2	6.42	121.92	111.00
1	7H	161	PHE	CB-CG-CD2	-6.42	116.31	120.80
1	7R	145	TYR	CB-CG-CD1	-6.42	117.15	121.00
1	7X	169	TYR	CB-CG-CD1	-6.42	117.15	121.00
1	8M	154	ARG	NE-CZ-NH2	-6.42	117.09	120.30
1	9k	14	ALA	CB-CA-C	-6.42	100.47	110.10
1	ab	97	ARG	CB-CA-C	6.42	123.24	110.40
1	bk	173	ARG	NE-CZ-NH1	6.42	123.51	120.30
1	dt	162	ARG	NE-CZ-NH1	6.42	123.51	120.30
1	jh	188	THR	CA-CB-CG2	-6.42	103.41	112.40
1	li	154	ARG	NH1-CZ-NH2	-6.42	112.34	119.40
1	28	169	TYR	CG-CD2-CE2	-6.42	116.16	121.30
1	4O	167	ARG	NE-CZ-NH2	-6.42	117.09	120.30
1	6R	82	ARG	NE-CZ-NH1	-6.42	117.09	120.30
1	a0	98	GLU	OE1-CD-OE2	-6.42	115.60	123.30
1	ak	168	PHE	CB-CG-CD1	6.42	125.29	120.80
1	aD	164	TYR	CA-CB-CG	6.42	125.60	113.40
1	bZ	126	VAL	CA-CB-CG1	-6.42	101.27	110.90
1	d4	82	ARG	NE-CZ-NH1	6.42	123.51	120.30
1	eb	164	TYR	CG-CD2-CE2	-6.42	116.16	121.30
1	er	130	TYR	CB-CG-CD1	6.42	124.85	121.00
1	p	164	TYR	CB-CG-CD1	6.42	124.85	121.00
1	ht	168	PHE	CB-CG-CD1	-6.42	116.31	120.80
1	hN	164	TYR	CB-CG-CD2	-6.42	117.15	121.00
1	3y	197	ASP	CB-CG-OD2	6.42	124.08	118.30
1	4K	23	TRP	NE1-CE2-CD2	6.42	113.72	107.30
1	50	173	ARG	NE-CZ-NH2	-6.42	117.09	120.30
1	5n	40	PHE	CB-CG-CD2	-6.42	116.31	120.80
1	63	39	MET	CA-CB-CG	6.42	124.21	113.30
1	6h	10	MET	CG-SD-CE	-6.42	89.93	100.20
1	8q	164	TYR	N-CA-CB	-6.42	99.05	110.60
1	8I	164	TYR	CB-CG-CD1	6.42	124.85	121.00
1	9T	132	ARG	NH1-CZ-NH2	-6.42	112.34	119.40
1	aA	164	TYR	CB-CG-CD2	6.42	124.85	121.00
1	bs	23	TRP	CD1-NE1-CE2	6.42	114.78	109.00

Continued on next page...

Continued from previous page...

Mol	Chain	Res	Type	Atoms	Z	Observed(°)	Ideal(°)
1	bs	214	MET	CG-SD-CE	-6.42	89.93	100.20
1	dI	81	ASP	CB-CG-OD1	-6.42	112.52	118.30
1	eC	80	TRP	CZ3-CH2-CZ2	-6.42	113.90	121.60
1	g	144	MET	CG-SD-CE	6.42	110.47	100.20
1	o	166	ASP	CB-CG-OD2	6.42	124.08	118.30
1	hO	186	THR	CA-CB-CG2	-6.42	103.42	112.40
1	i7	211	LEU	CB-CG-CD2	-6.42	100.09	111.00
1	iz	147	PRO	N-CD-CG	6.42	112.83	103.20
1	1T	82	ARG	NE-CZ-NH2	-6.42	117.09	120.30
1	25	180	GLU	N-CA-CB	6.42	122.15	110.60
1	lH	143	ARG	NE-CZ-NH2	-6.42	117.09	120.30
1	2r	103	ASP	CB-CG-OD1	6.42	124.08	118.30
1	44	145	TYR	CB-CG-CD2	-6.42	117.15	121.00
1	4i	6	LEU	CB-CG-CD2	6.42	121.91	111.00
1	4H	130	TYR	CB-CG-CD1	6.42	124.85	121.00
1	5c	92	GLU	OE1-CD-OE2	-6.42	115.60	123.30
1	8b	62	HIS	CA-CB-CG	-6.42	102.69	113.60
1	9u	154	ARG	NE-CZ-NH1	6.42	123.51	120.30
1	aO	31	ALA	CB-CA-C	6.42	119.72	110.10
1	bh	81	ASP	CB-CG-OD1	-6.42	112.53	118.30
1	bo	152	ASP	CB-CG-OD1	6.42	124.07	118.30
1	lv	152	ASP	CB-CG-OD1	-6.42	112.53	118.30
1	fk	90	PRO	N-CA-CB	-6.42	95.54	102.60
1	x	32	PHE	CB-CG-CD1	-6.42	116.31	120.80
1	gS	169	TYR	CG-CD1-CE1	-6.42	116.17	121.30
1	iq	214	MET	CG-SD-CE	-6.42	89.94	100.20
1	lZ	23	TRP	CB-CG-CD1	-6.42	118.66	127.00
1	kb	197	ASP	CB-CG-OD1	6.42	124.07	118.30
1	3J	154	ARG	NE-CZ-NH2	6.42	123.51	120.30
1	4Z	162	ARG	NE-CZ-NH2	-6.42	117.09	120.30
1	ay	36	VAL	CG1-CB-CG2	-6.42	100.64	110.90
1	bR	103	ASP	CB-CG-OD1	6.42	124.07	118.30
1	lf	164	TYR	CB-CG-CD1	6.42	124.85	121.00
1	x	143	ARG	NH1-CZ-NH2	-6.42	112.34	119.40
1	h3	173	ARG	NE-CZ-NH1	6.41	123.51	120.30
1	hR	80	TRP	CG-CD2-CE3	6.41	139.67	133.90
1	jo	113	GLU	OE1-CD-OE2	-6.41	115.61	123.30
1	kd	143	ARG	NE-CZ-NH1	6.41	123.51	120.30
1	24	145	TYR	CB-CG-CD1	-6.41	117.15	121.00
1	2l	164	TYR	CB-CG-CD2	-6.41	117.15	121.00
1	3g	82	ARG	NE-CZ-NH2	6.41	123.51	120.30
1	4h	97	ARG	NE-CZ-NH2	-6.41	117.09	120.30

Continued on next page...

Continued from previous page...

Mol	Chain	Res	Type	Atoms	Z	Observed(°)	Ideal(°)
1	6l	24	VAL	O-C-N	-6.41	112.44	122.70
1	8N	168	PHE	CB-CG-CD2	6.41	125.29	120.80
1	aS	97	ARG	CG-CD-NE	-6.41	98.33	111.80
1	b4	145	TYR	CG-CD1-CE1	6.41	126.43	121.30
1	bm	166	ASP	CB-CG-OD1	6.41	124.07	118.30
1	bu	215	MET	CG-SD-CE	-6.41	89.94	100.20
1	dg	228	ALA	N-CA-CB	6.41	119.08	110.10
1	eA	155	GLN	N-CA-CB	6.41	122.14	110.60
1	fD	119	THR	N-CA-CB	6.41	122.49	110.30
1	g7	98	GLU	OE1-CD-OE2	-6.41	115.60	123.30
1	l6	145	TYR	CZ-CE2-CD2	-6.41	114.03	119.80
1	2V	211	LEU	CB-CG-CD2	-6.41	100.10	111.00
1	6Y	51	ASP	CB-CG-OD2	6.41	124.07	118.30
1	7l	100	ARG	NE-CZ-NH1	6.41	123.51	120.30
1	8m	117	TRP	CB-CG-CD1	-6.41	118.67	127.00
1	8T	169	TYR	CD1-CE1-CZ	6.41	125.57	119.80
1	aX	23	TRP	CD1-CG-CD2	-6.41	101.17	106.30
1	cB	130	TYR	CZ-CE2-CD2	-6.41	114.03	119.80
1	do	167	ARG	NH1-CZ-NH2	-6.41	112.35	119.40
1	eh	42	ALA	CB-CA-C	6.41	119.72	110.10
1	fp	113	GLU	OE1-CD-OE2	-6.41	115.61	123.30
1	l	130	TYR	CD1-CE1-CZ	-6.41	114.03	119.80
1	gt	32	PHE	CB-CG-CD1	6.41	125.29	120.80
1	hl	40	PHE	CB-CG-CD1	-6.41	116.31	120.80
1	i3	168	PHE	CB-CG-CD1	-6.41	116.31	120.80
1	iF	164	TYR	CG-CD2-CE2	-6.41	116.17	121.30
1	1R	117	TRP	CE2-CD2-CG	-6.41	102.17	107.30
1	k5	221	VAL	CG1-CB-CG2	-6.41	100.64	110.90
1	2l	161	PHE	CB-CG-CD2	6.41	125.29	120.80
1	2s	167	ARG	NE-CZ-NH2	-6.41	117.09	120.30
1	3p	6	LEU	N-CA-CB	6.41	123.22	110.40
1	4m	130	TYR	CG-CD1-CE1	6.41	126.43	121.30
1	4X	110	THR	CA-CB-CG2	-6.41	103.43	112.40
1	5G	50	GLN	O-C-N	-6.41	112.44	122.70
1	5H	164	TYR	CG-CD1-CE1	-6.41	116.17	121.30
1	78	82	ARG	NE-CZ-NH2	-6.41	117.09	120.30
1	7g	54	THR	CA-CB-CG2	6.41	121.38	112.40
1	7I	29	GLU	OE1-CD-OE2	-6.41	115.61	123.30
1	7U	167	ARG	NH1-CZ-NH2	-6.41	112.35	119.40
1	9o	166	ASP	CB-CG-OD2	-6.41	112.53	118.30
1	aE	143	ARG	CD-NE-CZ	6.41	132.57	123.60
1	ce	117	TRP	CB-CG-CD2	6.41	134.93	126.60

Continued on next page...

Continued from previous page...

Mol	Chain	Res	Type	Atoms	Z	Observed(°)	Ideal(°)
1	cm	31	ALA	CB-CA-C	6.41	119.72	110.10
1	8	130	TYR	CG-CD2-CE2	6.41	126.43	121.30
1	h3	45	GLU	OE1-CD-OE2	-6.41	115.61	123.30
1	hb	167	ARG	NE-CZ-NH1	6.41	123.50	120.30
1	1M	81	ASP	CB-CG-OD2	6.41	124.07	118.30
1	ik	162	ARG	CD-NE-CZ	6.41	132.57	123.60
1	iR	80	TRP	CG-CD2-CE3	-6.41	128.13	133.90
1	2N	166	ASP	CB-CG-OD2	6.41	124.07	118.30
1	4b	24	VAL	CA-CB-CG2	-6.41	101.29	110.90
1	54	12	HIS	CA-CB-CG	6.41	124.49	113.60
1	6K	166	ASP	CB-CG-OD2	-6.41	112.53	118.30
1	7U	117	TRP	CB-CG-CD2	6.41	134.93	126.60
1	8r	145	TYR	CB-CG-CD2	-6.41	117.16	121.00
1	8z	78	ALA	N-CA-CB	-6.41	101.13	110.10
1	9g	145	TYR	CB-CG-CD1	6.41	124.84	121.00
1	9B	130	TYR	CG-CD2-CE2	6.41	126.43	121.30
1	ae	39	MET	CG-SD-CE	-6.41	89.95	100.20
1	aC	71	GLU	OE1-CD-OE2	-6.41	115.61	123.30
1	aP	169	TYR	CG-CD2-CE2	-6.41	116.17	121.30
1	b8	134	ILE	O-C-N	-6.41	112.44	122.70
1	bY	97	ARG	CB-CA-C	6.41	123.22	110.40
1	d0	130	TYR	CG-CD1-CE1	6.41	126.43	121.30
1	1k	162	ARG	NH1-CZ-NH2	-6.41	112.35	119.40
1	dC	82	ARG	NE-CZ-NH2	-6.41	117.09	120.30
1	er	213	GLU	OE1-CD-OE2	-6.41	115.61	123.30
1	eu	51	ASP	O-C-N	-6.41	112.45	122.70
1	eD	169	TYR	CB-CG-CD2	-6.41	117.16	121.00
1	iJ	100	ARG	NE-CZ-NH1	6.41	123.50	120.30
1	lC	18	ARG	NH1-CZ-NH2	-6.41	112.35	119.40
1	4c	29	GLU	OE1-CD-OE2	-6.41	115.61	123.30
1	56	18	ARG	NE-CZ-NH2	-6.41	117.10	120.30
1	6b	44	SER	N-CA-CB	6.41	120.11	110.50
1	6X	144	MET	CG-SD-CE	-6.41	89.95	100.20
1	9b	132	ARG	NE-CZ-NH1	6.41	123.50	120.30
1	a6	229	ARG	NE-CZ-NH2	-6.41	117.10	120.30
1	gC	169	TYR	CB-CG-CD1	-6.41	117.16	121.00
1	1K	229	ARG	NE-CZ-NH1	6.41	123.50	120.30
1	hS	100	ARG	CD-NE-CZ	6.41	132.57	123.60
1	ip	212	GLU	OE1-CD-OE2	-6.41	115.61	123.30
1	iB	103	ASP	CB-CG-OD1	6.41	124.06	118.30
1	iG	214	MET	CG-SD-CE	-6.41	89.95	100.20
1	iT	161	PHE	CB-CG-CD1	6.41	125.28	120.80

Continued on next page...

Continued from previous page...

Mol	Chain	Res	Type	Atoms	Z	Observed(°)	Ideal(°)
1	1l	40	PHE	CB-CG-CD2	-6.41	116.32	120.80
1	4e	164	TYR	CB-CG-CD1	6.41	124.84	121.00
1	4D	143	ARG	NE-CZ-NH1	6.41	123.50	120.30
1	52	154	ARG	NE-CZ-NH1	6.41	123.50	120.30
1	5c	145	TYR	CB-CG-CD2	-6.41	117.16	121.00
1	66	173	ARG	NE-CZ-NH2	-6.41	117.10	120.30
1	7Z	96	MET	CG-SD-CE	-6.41	89.95	100.20
1	8P	133	TRP	CB-CG-CD2	-6.41	118.27	126.60
1	9o	100	ARG	NH1-CZ-NH2	-6.41	112.35	119.40
1	9P	117	TRP	CZ3-CH2-CZ2	-6.41	113.91	121.60
1	ak	86	VAL	CG1-CB-CG2	6.41	121.15	110.90
1	bA	132	ARG	NE-CZ-NH1	6.41	123.50	120.30
1	bH	107	THR	CA-CB-CG2	-6.41	103.43	112.40
1	bQ	166	ASP	CB-CG-OD2	6.41	124.06	118.30
1	bV	103	ASP	CB-CG-OD1	6.41	124.06	118.30
1	ce	88	ALA	N-CA-CB	-6.41	101.13	110.10
1	d6	132	ARG	NE-CZ-NH1	6.41	123.50	120.30
1	dy	73	ILE	O-C-N	-6.41	112.45	122.70
1	f6	81	ASP	CB-CG-OD2	-6.41	112.53	118.30
1	fC	28	GLU	N-CA-CB	-6.41	99.07	110.60
1	fQ	142	VAL	CA-CB-CG2	-6.41	101.29	110.90
1	q	162	ARG	NH1-CZ-NH2	-6.41	112.35	119.40
1	1C	13	GLN	CG-CD-OE1	6.40	134.41	121.60
1	jk	7	GLN	N-CA-CB	6.40	122.13	110.60
1	k2	228	ALA	N-CA-CB	-6.40	101.14	110.10
1	4m	197	ASP	CB-CG-OD2	6.40	124.06	118.30
1	5L	149	SER	N-CA-CB	6.40	120.11	110.50
1	9l	80	TRP	CE3-CZ3-CH2	-6.40	114.16	121.20
1	9W	97	ARG	NE-CZ-NH1	6.40	123.50	120.30
1	a0	27	VAL	CG1-CB-CG2	-6.40	100.65	110.90
1	bC	186	THR	CA-CB-OG1	6.40	122.45	109.00
1	cD	132	ARG	NH1-CZ-NH2	-6.40	112.36	119.40
1	dE	144	MET	CG-SD-CE	-6.40	89.95	100.20
1	eR	65	ALA	N-CA-CB	-6.40	101.14	110.10
1	fo	100	ARG	CG-CD-NE	-6.40	98.35	111.80
1	gx	109	SER	N-CA-CB	6.40	120.11	110.50
1	gD	28	GLU	CG-CD-OE1	6.40	131.10	118.30
1	gZ	197	ASP	CB-CG-OD2	6.40	124.06	118.30
1	h7	231	LEU	CB-CG-CD2	6.40	121.88	111.00
1	hw	82	ARG	NH1-CZ-NH2	-6.40	112.36	119.40
1	hx	5	ASN	CB-CA-C	6.40	123.21	110.40
1	iK	32	PHE	CB-CG-CD2	-6.40	116.32	120.80

Continued on next page...

Continued from previous page...

Mol	Chain	Res	Type	Atoms	Z	Observed(°)	Ideal(°)
1	1Z	131	LYS	CB-CA-C	6.40	123.21	110.40
1	2G	100	ARG	NE-CZ-NH1	6.40	123.50	120.30
1	2H	23	TRP	CE2-CD2-CG	6.40	112.42	107.30
1	3u	130	TYR	CB-CG-CD1	6.40	124.84	121.00
1	42	142	VAL	CA-CB-CG2	-6.40	101.30	110.90
1	5I	82	ARG	NE-CZ-NH2	6.40	123.50	120.30
1	6i	132	ARG	NE-CZ-NH1	6.40	123.50	120.30
1	6V	208	ALA	O-C-N	-6.40	112.45	122.70
1	7b	143	ARG	NH1-CZ-NH2	-6.40	112.36	119.40
1	7l	59	VAL	CG1-CB-CG2	-6.40	100.66	110.90
1	7q	96	MET	CA-CB-CG	6.40	124.18	113.30
1	8F	154	ARG	NE-CZ-NH1	6.40	123.50	120.30
1	8K	167	ARG	NH1-CZ-NH2	-6.40	112.36	119.40
1	9P	40	PHE	CB-CG-CD1	-6.40	116.32	120.80
1	aw	145	TYR	CB-CG-CD1	-6.40	117.16	121.00
1	bh	197	ASP	CB-CG-OD1	6.40	124.06	118.30
1	dc	152	ASP	CB-CG-OD1	6.40	124.06	118.30
1	dZ	14	ALA	CB-CA-C	-6.40	100.50	110.10
1	1r	169	TYR	CB-CG-CD2	6.40	124.84	121.00
1	eD	169	TYR	CD1-CE1-CZ	-6.40	114.04	119.80
1	fS	76	GLU	OE1-CD-OE2	-6.40	115.62	123.30
1	o	164	TYR	CB-CG-CD2	-6.40	117.16	121.00
1	H	167	ARG	NE-CZ-NH1	6.40	123.50	120.30
1	O	82	ARG	NE-CZ-NH2	-6.40	117.10	120.30
1	hJ	167	ARG	NH1-CZ-NH2	-6.40	112.36	119.40
1	hQ	167	ARG	NE-CZ-NH1	6.40	123.50	120.30
1	ii	163	ASP	CB-CG-OD1	6.40	124.06	118.30
1	jh	145	TYR	N-CA-CB	6.40	122.12	110.60
1	jG	197	ASP	CB-CG-OD1	6.40	124.06	118.30
1	jW	214	MET	CA-CB-CG	6.40	124.18	113.30
1	km	167	ARG	NE-CZ-NH2	-6.40	117.10	120.30
1	kt	148	THR	CA-CB-CG2	-6.40	103.44	112.40
1	kS	169	TYR	CG-CD1-CE1	-6.40	116.18	121.30
1	la	169	TYR	CG-CD2-CE2	6.40	126.42	121.30
1	60	18	ARG	CG-CD-NE	-6.40	98.36	111.80
1	6r	167	ARG	NE-CZ-NH1	6.40	123.50	120.30
1	6t	28	GLU	OE1-CD-OE2	-6.40	115.62	123.30
1	a2	83	LEU	CB-CA-C	-6.40	98.04	110.20
1	a8	143	ARG	NE-CZ-NH1	6.40	123.50	120.30
1	aJ	197	ASP	CB-CG-OD1	-6.40	112.54	118.30
1	bM	21	ASN	CB-CA-C	6.40	123.20	110.40
1	bY	188	THR	O-C-N	-6.40	112.46	122.70

Continued on next page...

Continued from previous page...

Mol	Chain	Res	Type	Atoms	Z	Observed(°)	Ideal(°)
1	lj	11	VAL	CG1-CB-CG2	-6.40	100.66	110.90
1	lq	164	TYR	CB-CG-CD1	6.40	124.84	121.00
1	fl	32	PHE	CB-CG-CD2	6.40	125.28	120.80
1	f9	130	TYR	CD1-CE1-CZ	-6.40	114.04	119.80
1	ft	173	ARG	NE-CZ-NH1	6.40	123.50	120.30
1	fD	162	ARG	NE-CZ-NH2	-6.40	117.10	120.30
1	R	82	ARG	CG-CD-NE	-6.40	98.36	111.80
1	jS	145	TYR	CA-CB-CG	-6.40	101.24	113.40
1	2w	117	TRP	CD1-CG-CD2	-6.40	101.18	106.30
1	a5	118	MET	O-C-N	-6.40	112.46	122.70
1	gs	132	ARG	NE-CZ-NH1	6.40	123.50	120.30
1	gH	68	MET	CG-SD-CE	-6.40	89.97	100.20
1	ig	186	THR	CA-CB-CG2	-6.40	103.44	112.40
1	iE	117	TRP	CD1-CG-CD2	-6.40	101.18	106.30
1	jT	164	TYR	CB-CG-CD2	6.40	124.84	121.00
1	jW	197	ASP	CB-CG-OD2	6.40	124.06	118.30
1	kR	113	GLU	OE1-CD-OE2	-6.40	115.62	123.30
1	lh	145	TYR	CB-CG-CD2	6.40	124.84	121.00
1	4h	23	TRP	CB-CG-CD2	6.40	134.92	126.60
1	5U	103	ASP	CB-CG-OD2	6.40	124.06	118.30
1	6L	152	ASP	CB-CG-OD2	6.40	124.06	118.30
1	9m	80	TRP	CB-CG-CD2	6.40	134.92	126.60
1	9p	18	ARG	NE-CZ-NH1	-6.40	117.10	120.30
1	a1	97	ARG	NH1-CZ-NH2	-6.40	112.36	119.40
1	am	51	ASP	CB-CG-OD1	6.40	124.06	118.30
1	b5	37	ILE	O-C-N	-6.40	108.94	121.10
1	cT	128	GLU	OE1-CD-OE2	-6.40	115.62	123.30
1	eC	145	TYR	CG-CD2-CE2	6.40	126.42	121.30
1	eS	82	ARG	NE-CZ-NH2	-6.40	117.10	120.30
1	gu	103	ASP	CB-CG-OD1	6.40	124.06	118.30
1	hN	149	SER	N-CA-CB	6.40	120.09	110.50
1	jG	152	ASP	CB-CG-OD1	-6.40	112.54	118.30
1	7y	110	THR	CA-CB-CG2	-6.40	103.45	112.40
1	7S	103	ASP	CB-CG-OD1	6.40	124.06	118.30
1	aE	154	ARG	NE-CZ-NH2	-6.40	117.10	120.30
1	16	100	ARG	NE-CZ-NH1	6.40	123.50	120.30
1	cn	184	TRP	CE2-CD2-CG	-6.40	102.18	107.30
1	do	100	ARG	NE-CZ-NH1	6.40	123.50	120.30
1	eY	169	TYR	CZ-CE2-CD2	6.40	125.56	119.80
1	ff	100	ARG	CD-NE-CZ	-6.40	114.65	123.60
1	e	173	ARG	NE-CZ-NH2	-6.40	117.10	120.30
1	gj	154	ARG	O-C-N	-6.39	112.47	122.70

Continued on next page...

Continued from previous page...

Mol	Chain	Res	Type	Atoms	Z	Observed(°)	Ideal(°)
1	gG	147	PRO	N-CA-CB	6.39	110.97	103.30
1	hf	197	ASP	CB-CG-OD1	6.39	124.06	118.30
1	iE	32	PHE	CB-CG-CD2	-6.39	116.32	120.80
1	iJ	214	MET	CG-SD-CE	-6.39	89.97	100.20
1	j7	80	TRP	CE2-CD2-CG	6.39	112.42	107.30
1	jO	68	MET	CG-SD-CE	-6.39	89.97	100.20
1	jW	154	ARG	NH1-CZ-NH2	-6.39	112.37	119.40
1	ke	103	ASP	CB-CG-OD1	6.39	124.06	118.30
1	kA	157	PRO	N-CD-CG	6.39	112.79	103.20
1	2x	132	ARG	NE-CZ-NH1	6.39	123.50	120.30
1	3G	81	ASP	CB-CG-OD2	6.39	124.06	118.30
1	4i	168	PHE	CB-CG-CD2	6.39	125.28	120.80
1	58	113	GLU	OE1-CD-OE2	-6.39	115.63	123.30
1	5N	210	THR	CA-CB-CG2	-6.39	103.45	112.40
1	6D	163	ASP	CB-CG-OD1	6.39	124.06	118.30
1	77	97	ARG	NE-CZ-NH2	-6.39	117.10	120.30
1	81	161	PHE	CB-CG-CD2	-6.39	116.32	120.80
1	9A	143	ARG	NH1-CZ-NH2	-6.39	112.37	119.40
1	av	39	MET	CG-SD-CE	-6.39	89.97	100.20
1	15	32	PHE	CB-CG-CD1	6.39	125.28	120.80
1	cF	133	TRP	CE2-CD2-CG	-6.39	102.18	107.30
1	di	166	ASP	N-CA-CB	-6.39	99.09	110.60
1	eg	182	LYS	N-CA-CB	6.39	122.11	110.60
1	eI	228	ALA	CB-CA-C	6.39	119.69	110.10
1	gC	173	ARG	NE-CZ-NH2	-6.39	117.10	120.30
1	gM	133	TRP	CB-CG-CD2	-6.39	118.29	126.60
1	lO	161	PHE	CG-CD1-CE1	-6.39	113.77	120.80
1	iT	133	TRP	O-C-N	-6.39	112.47	122.70
1	jp	154	ARG	NE-CZ-NH2	-6.39	117.10	120.30
1	jp	171	THR	OG1-CB-CG2	-6.39	95.30	110.00
1	jS	130	TYR	CB-CG-CD2	-6.39	117.16	121.00
1	kC	162	ARG	NE-CZ-NH1	6.39	123.50	120.30
1	24	133	TRP	CG-CD2-CE3	6.39	139.65	133.90
1	kU	145	TYR	CZ-CE2-CD2	-6.39	114.05	119.80
1	3d	75	GLU	OE1-CD-OE2	-6.39	115.63	123.30
1	3O	154	ARG	NE-CZ-NH2	-6.39	117.10	120.30
1	4P	132	ARG	NE-CZ-NH2	-6.39	117.10	120.30
1	6q	164	TYR	CB-CG-CD2	-6.39	117.16	121.00
1	6X	189	LEU	O-C-N	-6.39	112.47	122.70
1	7m	204	ALA	CB-CA-C	-6.39	100.51	110.10
1	7T	166	ASP	CB-CG-OD2	6.39	124.05	118.30
1	83	133	TRP	CE2-CD2-CG	6.39	112.41	107.30

Continued on next page...

Continued from previous page...

Mol	Chain	Res	Type	Atoms	Z	Observed(°)	Ideal(°)
1	86	145	TYR	CG-CD2-CE2	-6.39	116.19	121.30
1	9x	80	TRP	CB-CG-CD1	-6.39	118.69	127.00
1	aO	230	VAL	CG1-CB-CG2	-6.39	100.67	110.90
1	be	152	ASP	CB-CG-OD2	-6.39	112.55	118.30
1	bu	118	MET	CG-SD-CE	-6.39	89.97	100.20
1	cT	130	TYR	CA-CB-CG	6.39	125.55	113.40
1	ec	151	LEU	CB-CG-CD1	-6.39	100.13	111.00
1	ff	23	TRP	CB-CG-CD2	6.39	134.91	126.60
1	H	185	MET	CG-SD-CE	-6.39	89.97	100.20
1	T	162	ARG	NH1-CZ-NH2	6.39	126.43	119.40
1	2a	71	GLU	OE1-CD-OE2	-6.39	115.63	123.30
1	3J	98	GLU	N-CA-CB	-6.39	99.10	110.60
1	5X	97	ARG	NE-CZ-NH1	6.39	123.50	120.30
1	7H	107	THR	CA-CB-CG2	-6.39	103.45	112.40
1	9f	102	SER	N-CA-CB	6.39	120.09	110.50
1	ap	145	TYR	CB-CG-CD1	-6.39	117.17	121.00
1	cv	14	ALA	N-CA-CB	-6.39	101.15	110.10
1	dq	152	ASP	CB-CG-OD1	6.39	124.05	118.30
1	ff	144	MET	CA-CB-CG	6.39	124.16	113.30
1	S	96	MET	CG-SD-CE	-6.39	89.97	100.20
1	gJ	191	VAL	CG1-CB-CG2	-6.39	100.68	110.90
1	ih	130	TYR	CG-CD2-CE2	-6.39	116.19	121.30
1	ig	168	PHE	CB-CG-CD1	6.39	125.27	120.80
1	jG	96	MET	CG-SD-CE	-6.39	89.98	100.20
1	k0	19	THR	O-C-N	-6.39	112.48	122.70
1	ki	161	PHE	CB-CG-CD1	-6.39	116.33	120.80
1	4w	173	ARG	NE-CZ-NH2	-6.39	117.11	120.30
1	4G	133	TRP	CD1-CG-CD2	-6.39	101.19	106.30
1	5y	65	ALA	N-CA-CB	6.39	119.04	110.10
1	6f	147	PRO	O-C-N	-6.39	112.47	122.70
1	6n	80	TRP	CA-CB-CG	6.39	125.84	113.70
1	6C	40	PHE	CB-CG-CD1	6.39	125.27	120.80
1	7e	184	TRP	CB-CG-CD1	6.39	135.31	127.00
1	7m	167	ARG	NE-CZ-NH2	-6.39	117.11	120.30
1	9G	117	TRP	CZ3-CH2-CZ2	-6.39	113.93	121.60
1	ad	80	TRP	CD1-CG-CD2	6.39	111.41	106.30
1	ar	103	ASP	CB-CG-OD1	6.39	124.05	118.30
1	19	54	THR	O-C-N	-6.39	112.48	122.70
1	bC	161	PHE	CD1-CE1-CZ	6.39	127.77	120.10
1	bW	18	ARG	NE-CZ-NH1	6.39	123.50	120.30
1	c3	154	ARG	NH1-CZ-NH2	-6.39	112.37	119.40
1	li	49	PRO	N-CA-CB	6.39	110.97	103.30

Continued on next page...

Continued from previous page...

Mol	Chain	Res	Type	Atoms	Z	Observed(°)	Ideal(°)
1	dO	132	ARG	NE-CZ-NH1	6.39	123.50	120.30
1	lq	162	ARG	CG-CD-NE	-6.39	98.38	111.80
1	lv	29	GLU	OE1-CD-OE2	-6.39	115.63	123.30
1	fZ	146	SER	N-CA-CB	6.39	120.09	110.50
1	1	162	ARG	NE-CZ-NH2	-6.39	117.11	120.30
1	5	169	TYR	CZ-CE2-CD2	-6.39	114.05	119.80
1	gB	97	ARG	NH1-CZ-NH2	-6.39	112.37	119.40
1	lO	80	TRP	CD1-NE1-CE2	6.39	114.75	109.00
1	jk	179	GLN	O-C-N	-6.39	112.48	122.70
1	lz	81	ASP	CB-CG-OD2	6.39	124.05	118.30
1	2P	188	THR	CA-CB-CG2	-6.39	103.46	112.40
1	4Y	164	TYR	O-C-N	-6.39	112.48	122.70
1	5R	168	PHE	CG-CD1-CE1	-6.39	113.77	120.80
1	7l	40	PHE	CB-CG-CD2	-6.39	116.33	120.80
1	8v	162	ARG	NE-CZ-NH1	-6.39	117.11	120.30
1	8w	226	HIS	CA-CB-CG	6.39	124.46	113.60
1	8E	167	ARG	NH1-CZ-NH2	-6.39	112.37	119.40
1	9m	229	ARG	NE-CZ-NH2	-6.39	117.11	120.30
1	d7	82	ARG	NH1-CZ-NH2	-6.39	112.37	119.40
1	fv	161	PHE	CB-CG-CD1	6.39	125.27	120.80
1	T	143	ARG	NE-CZ-NH1	-6.39	117.11	120.30
1	gg	181	VAL	CA-CB-CG1	6.39	120.48	110.90
1	h7	162	ARG	NE-CZ-NH1	6.39	123.49	120.30
1	hd	29	GLU	OE1-CD-OE2	-6.39	115.64	123.30
1	hL	98	GLU	OE1-CD-OE2	-6.39	115.64	123.30
1	lB	35	GLU	N-CA-CB	-6.39	99.10	110.60
1	2h	55	MET	O-C-N	-6.39	112.48	122.70
1	2A	117	TRP	CB-CG-CD1	-6.39	118.70	127.00
1	8J	143	ARG	NE-CZ-NH2	-6.39	117.11	120.30
1	a9	145	TYR	CB-CG-CD2	6.39	124.83	121.00
1	d7	167	ARG	CG-CD-NE	-6.39	98.39	111.80
1	di	218	CYS	CB-CA-C	6.39	123.17	110.40
1	dM	49	PRO	N-CA-CB	6.39	110.96	103.30
1	e1	80	TRP	CB-CG-CD1	-6.39	118.70	127.00
1	1t	209	ALA	N-CA-CB	-6.39	101.16	110.10
1	a	18	ARG	NE-CZ-NH1	6.39	123.49	120.30
1	iX	154	ARG	NH1-CZ-NH2	-6.38	112.38	119.40
1	kw	145	TYR	CB-CG-CD2	-6.38	117.17	121.00
1	6y	117	TRP	CB-CG-CD2	-6.38	118.30	126.60
1	7a	229	ARG	NE-CZ-NH2	-6.38	117.11	120.30
1	7t	133	TRP	CB-CG-CD1	6.38	135.30	127.00
1	7E	130	TYR	CZ-CE2-CD2	-6.38	114.05	119.80

Continued on next page...

Continued from previous page...

Mol	Chain	Res	Type	Atoms	Z	Observed(°)	Ideal(°)
1	97	57	ASN	O-C-N	-6.38	112.48	122.70
1	19	26	VAL	CA-CB-CG1	6.38	120.48	110.90
1	cd	157	PRO	N-CA-CB	-6.38	95.58	102.60
1	dj	160	PRO	O-C-N	-6.38	112.48	122.70
1	ll	154	ARG	NE-CZ-NH1	6.38	123.49	120.30
1	e4	81	ASP	CB-CG-OD2	-6.38	112.55	118.30
1	ej	230	VAL	CG1-CB-CG2	-6.38	100.68	110.90
1	eR	40	PHE	CB-CG-CD2	-6.38	116.33	120.80
1	fE	214	MET	O-C-N	-6.38	112.49	122.70
1	fJ	178	SER	N-CA-CB	6.38	120.08	110.50
1	go	166	ASP	N-CA-CB	6.38	122.09	110.60
1	io	132	ARG	NE-CZ-NH1	6.38	123.49	120.30
1	iA	148	THR	CA-CB-CG2	6.38	121.34	112.40
1	iJ	32	PHE	CB-CG-CD1	-6.38	116.33	120.80
1	jD	66	MET	CG-SD-CE	-6.38	89.99	100.20
1	jP	162	ARG	NE-CZ-NH1	6.38	123.49	120.30
1	kI	146	SER	N-CA-CB	6.38	120.07	110.50
1	2M	130	TYR	O-C-N	-6.38	112.49	122.70
1	3Q	8	GLY	CA-C-O	6.38	132.09	120.60
1	4R	68	MET	CA-CB-CG	6.38	124.15	113.30
1	5e	31	ALA	CB-CA-C	6.38	119.67	110.10
1	7T	133	TRP	CD1-CG-CD2	-6.38	101.19	106.30
1	ck	133	TRP	CH2-CZ2-CE2	-6.38	111.02	117.40
1	d8	23	TRP	CB-CG-CD1	-6.38	118.70	127.00
1	dg	97	ARG	NE-CZ-NH1	6.38	123.49	120.30
1	lk	98	GLU	OE1-CD-OE2	-6.38	115.64	123.30
1	dY	172	LEU	CB-CG-CD2	6.38	121.85	111.00
1	e5	107	THR	CA-CB-CG2	-6.38	103.46	112.40
1	gy	51	ASP	CB-CA-C	-6.38	97.64	110.40
1	gK	229	ARG	NE-CZ-NH2	6.38	123.49	120.30
1	jb	120	HIS	O-C-N	-6.38	112.49	122.70
1	je	173	ARG	NH1-CZ-NH2	-6.38	112.38	119.40
1	jA	169	TYR	CB-CG-CD1	-6.38	117.17	121.00
1	jG	4	GLN	CA-C-O	6.38	133.50	120.10
1	ke	161	PHE	CB-CG-CD2	-6.38	116.33	120.80
1	kr	163	ASP	CB-CG-OD1	6.38	124.04	118.30
1	4r	193	ASN	N-CA-CB	-6.38	99.11	110.60
1	5E	43	LEU	O-C-N	-6.38	112.49	122.70
1	7q	139	ASN	CB-CG-OD1	-6.38	108.84	121.60
1	8h	1	PRO	CB-CA-C	6.38	127.95	112.00
1	94	48	THR	CA-CB-CG2	-6.38	103.47	112.40
1	bh	68	MET	CG-SD-CE	-6.38	89.99	100.20

Continued on next page...

Continued from previous page...

Mol	Chain	Res	Type	Atoms	Z	Observed(°)	Ideal(°)
1	1a	26	VAL	CA-CB-CG2	-6.38	101.33	110.90
1	1b	40	PHE	CB-CG-CD1	-6.38	116.33	120.80
1	eh	165	VAL	CA-CB-CG1	6.38	120.47	110.90
1	1E	168	PHE	CB-CG-CD2	-6.38	116.33	120.80
1	kh	80	TRP	CB-CG-CD1	-6.38	118.71	127.00
1	1l	68	MET	CG-SD-CE	-6.38	89.99	100.20
1	3N	18	ARG	CD-NE-CZ	6.38	132.53	123.60
1	4s	103	ASP	CB-CG-OD2	6.38	124.04	118.30
1	5Z	133	TRP	CE2-CD2-CG	-6.38	102.20	107.30
1	6F	80	TRP	CB-CG-CD1	6.38	135.29	127.00
1	6G	173	ARG	NE-CZ-NH1	6.38	123.49	120.30
1	82	209	ALA	N-CA-CB	-6.38	101.17	110.10
1	1n	168	PHE	CB-CG-CD2	6.38	125.27	120.80
1	fv	229	ARG	NE-CZ-NH2	-6.38	117.11	120.30
1	ga	145	TYR	CG-CD2-CE2	-6.38	116.20	121.30
1	1I	162	ARG	NE-CZ-NH2	6.38	123.49	120.30
1	1P	130	TYR	CZ-CE2-CD2	-6.38	114.06	119.80
1	iK	152	ASP	CB-CG-OD1	6.38	124.04	118.30
1	iM	132	ARG	CG-CD-NE	-6.38	98.41	111.80
1	j1	82	ARG	NH1-CZ-NH2	-6.38	112.38	119.40
1	jm	143	ARG	CG-CD-NE	-6.38	98.40	111.80
1	k4	107	THR	CA-CB-CG2	-6.38	103.47	112.40
1	lC	174	ALA	O-C-N	-6.38	112.50	122.70
1	3e	152	ASP	CB-CG-OD2	6.38	124.04	118.30
1	4b	175	GLU	OE1-CD-OE2	-6.38	115.65	123.30
1	8j	34	PRO	C-N-CA	6.38	137.65	121.70
1	8J	24	VAL	CA-CB-CG2	-6.38	101.33	110.90
1	9v	145	TYR	CB-CG-CD1	6.38	124.83	121.00
1	9D	162	ARG	NE-CZ-NH1	6.38	123.49	120.30
1	9M	184	TRP	O-C-N	-6.38	112.49	122.70
1	a3	167	ARG	NH1-CZ-NH2	-6.38	112.38	119.40
1	bL	109	SER	N-CA-CB	6.38	120.07	110.50
1	f5	118	MET	CG-SD-CE	6.38	110.41	100.20
1	j	159	GLU	OE1-CD-OE2	-6.38	115.65	123.30
1	h3	168	PHE	CB-CG-CD1	-6.38	116.34	120.80
1	k2	145	TYR	CB-CG-CD2	-6.38	117.17	121.00
1	kZ	226	HIS	O-C-N	-6.38	112.50	122.70
1	lc	15	ILE	CA-CB-CG1	6.38	123.11	111.00
1	lt	143	ARG	NE-CZ-NH1	6.38	123.49	120.30
1	lN	119	THR	N-CA-CB	6.38	122.41	110.30
1	33	133	TRP	CG-CD2-CE3	-6.38	128.16	133.90
1	4i	173	ARG	NE-CZ-NH1	6.38	123.49	120.30

Continued on next page...

Continued from previous page...

Mol	Chain	Res	Type	Atoms	Z	Observed(°)	Ideal(°)
1	6j	229	ARG	NH1-CZ-NH2	-6.38	112.39	119.40
1	7P	40	PHE	CB-CG-CD1	-6.38	116.34	120.80
1	8u	19	THR	CA-CB-CG2	-6.38	103.47	112.40
1	ag	219	GLN	N-CA-CB	-6.38	99.12	110.60
1	aS	169	TYR	CG-CD1-CE1	-6.38	116.20	121.30
1	bt	147	PRO	N-CA-CB	6.38	110.95	103.30
1	bE	169	TYR	CB-CG-CD2	6.38	124.83	121.00
1	cQ	31	ALA	CB-CA-C	6.38	119.67	110.10
1	eb	50	GLN	O-C-N	-6.38	112.50	122.70
1	fd	207	PRO	N-CD-CG	6.38	112.76	103.20
1	ly	215	MET	CG-SD-CE	6.38	110.40	100.20
1	g7	104	ILE	CA-CB-CG1	6.38	123.12	111.00
1	jB	58	THR	O-C-N	-6.38	112.50	122.70
1	l6	154	ARG	NH1-CZ-NH2	-6.38	112.39	119.40
1	2k	169	TYR	CB-CG-CD1	6.38	124.83	121.00
1	3C	81	ASP	CB-CG-OD2	6.38	124.04	118.30
1	4N	166	ASP	CB-CG-OD1	6.38	124.04	118.30
1	7r	26	VAL	CA-CB-CG2	-6.38	101.34	110.90
1	94	102	SER	O-C-N	-6.38	112.50	122.70
1	ah	32	PHE	CB-CG-CD2	6.38	125.26	120.80
1	aH	48	THR	CA-CB-CG2	-6.38	103.47	112.40
1	c3	69	LEU	CB-CG-CD1	6.38	121.84	111.00
1	ee	191	VAL	CA-CB-CG2	6.38	120.46	110.90
1	eg	166	ASP	CB-CG-OD1	6.38	124.04	118.30
1	fB	228	ALA	CB-CA-C	6.38	119.66	110.10
1	hM	130	TYR	CB-CG-CD2	6.37	124.82	121.00
1	hX	132	ARG	NE-CZ-NH1	6.37	123.49	120.30
1	i0	159	GLU	OE1-CD-OE2	-6.37	115.65	123.30
1	if	86	VAL	CG1-CB-CG2	-6.37	100.70	110.90
1	iu	118	MET	CG-SD-CE	6.37	110.40	100.20
1	iH	164	TYR	CB-CG-CD2	-6.37	117.18	121.00
1	iV	81	ASP	CB-CG-OD2	6.37	124.03	118.30
1	iX	23	TRP	NE1-CE2-CZ2	-6.37	123.39	130.40
1	lT	210	THR	CA-CB-CG2	-6.37	103.48	112.40
1	jk	169	TYR	CZ-CE2-CD2	-6.37	114.06	119.80
1	kb	184	TRP	CH2-CZ2-CE2	-6.37	111.03	117.40
1	lc	164	TYR	CD1-CG-CD2	6.37	124.91	117.90
1	lD	11	VAL	CA-CB-CG2	-6.37	101.34	110.90
1	lP	80	TRP	CG-CD2-CE3	6.37	139.64	133.90
1	5H	143	ARG	NE-CZ-NH1	6.37	123.49	120.30
1	5X	80	TRP	CD1-NE1-CE2	-6.37	103.26	109.00
1	6I	168	PHE	CG-CD2-CE2	-6.37	113.79	120.80

Continued on next page...

Continued from previous page...

Mol	Chain	Res	Type	Atoms	Z	Observed(°)	Ideal(°)
1	78	169	TYR	CB-CG-CD2	6.37	124.82	121.00
1	9E	154	ARG	NE-CZ-NH2	-6.37	117.11	120.30
1	Y	24	VAL	C-N-CA	6.37	137.63	121.70
1	ao	40	PHE	CB-CG-CD1	-6.37	116.34	120.80
1	aP	133	TRP	CD1-CG-CD2	-6.37	101.20	106.30
1	bO	197	ASP	CB-CG-OD2	6.37	124.04	118.30
1	bP	165	VAL	CG1-CB-CG2	-6.37	100.70	110.90
1	c5	166	ASP	CB-CG-OD2	6.37	124.03	118.30
1	cO	130	TYR	CB-CG-CD2	-6.37	117.18	121.00
1	dg	143	ARG	NE-CZ-NH2	-6.37	117.11	120.30
1	dA	219	GLN	N-CA-CB	6.37	122.07	110.60
1	dD	212	GLU	OE1-CD-OE2	-6.37	115.65	123.30
1	dU	197	ASP	CB-CG-OD1	6.37	124.03	118.30
1	dW	145	TYR	CB-CG-CD2	-6.37	117.18	121.00
1	lp	30	LYS	O-C-N	-6.37	112.50	122.70
1	ej	161	PHE	CB-CG-CD1	-6.37	116.34	120.80
1	eq	161	PHE	CB-CG-CD2	6.37	125.26	120.80
1	fg	10	MET	CG-SD-CE	-6.37	90.00	100.20
1	fi	82	ARG	NE-CZ-NH1	6.37	123.49	120.30
1	d	18	ARG	NE-CZ-NH1	6.37	123.49	120.30
1	ib	227	LYS	N-CA-C	6.37	128.21	111.00
1	ja	143	ARG	NE-CZ-NH2	-6.37	117.11	120.30
1	jx	1	PRO	N-CA-CB	6.37	110.94	103.30
1	jV	152	ASP	CB-CG-OD2	6.37	124.03	118.30
1	2d	148	THR	CA-CB-CG2	-6.37	103.48	112.40
1	2x	229	ARG	NH1-CZ-NH2	-6.37	112.39	119.40
1	2K	164	TYR	CB-CG-CD2	6.37	124.82	121.00
1	3G	59	VAL	CA-CB-CG1	6.37	120.46	110.90
1	4h	31	ALA	N-CA-CB	6.37	119.02	110.10
1	4o	130	TYR	CB-CG-CD2	-6.37	117.18	121.00
1	4J	171	THR	O-C-N	-6.37	112.51	122.70
1	5u	82	ARG	NH1-CZ-NH2	-6.37	112.39	119.40
1	5N	168	PHE	CB-CG-CD2	6.37	125.26	120.80
1	7G	169	TYR	CB-CG-CD1	-6.37	117.18	121.00
1	8h	145	TYR	CB-CG-CD1	-6.37	117.18	121.00
1	8o	133	TRP	CD2-CE2-CZ2	-6.37	114.65	122.30
1	9U	32	PHE	CB-CG-CD2	6.37	125.26	120.80
1	a3	197	ASP	CB-CG-OD2	6.37	124.03	118.30
1	aq	203	LYS	CA-C-O	6.37	133.48	120.10
1	az	194	ALA	O-C-N	-6.37	112.50	122.70
1	15	27	VAL	O-C-N	-6.37	112.50	122.70
1	bC	66	MET	CG-SD-CE	6.37	110.39	100.20

Continued on next page...

Continued from previous page...

Mol	Chain	Res	Type	Atoms	Z	Observed(°)	Ideal(°)
1	cn	103	ASP	CB-CG-OD1	6.37	124.03	118.30
1	8	11	VAL	CA-CB-CG1	-6.37	101.34	110.90
1	i7	100	ARG	NE-CZ-NH2	-6.37	117.11	120.30
1	kZ	152	ASP	CB-CG-OD1	-6.37	112.57	118.30
1	lM	128	GLU	N-CA-CB	6.37	122.07	110.60
1	3E	31	ALA	CB-CA-C	6.37	119.66	110.10
1	4K	23	TRP	CE2-CD2-CG	-6.37	102.20	107.30
1	5Y	117	TRP	CB-CG-CD2	6.37	134.88	126.60
1	6n	23	TRP	CZ3-CH2-CZ2	-6.37	113.96	121.60
1	7o	96	MET	CG-SD-CE	-6.37	90.01	100.20
1	a7	172	LEU	CB-CG-CD1	-6.37	100.17	111.00
1	ac	130	TYR	CG-CD2-CE2	-6.37	116.20	121.30
1	aI	130	TYR	CG-CD2-CE2	6.37	126.40	121.30
1	bb	143	ARG	NE-CZ-NH1	6.37	123.48	120.30
1	br	132	ARG	CD-NE-CZ	6.37	132.52	123.60
1	ld	100	ARG	NH1-CZ-NH2	-6.37	112.39	119.40
1	cp	178	SER	N-CA-CB	6.37	120.06	110.50
1	cF	100	ARG	NH1-CZ-NH2	-6.37	112.39	119.40
1	fX	162	ARG	NE-CZ-NH2	-6.37	117.11	120.30
1	g8	169	TYR	CB-CG-CD2	-6.37	117.18	121.00
1	lC	23	TRP	CG-CD1-NE1	6.37	116.47	110.10
1	gI	149	SER	N-CA-CB	6.37	120.05	110.50
1	h2	130	TYR	CB-CG-CD1	-6.37	117.18	121.00
1	hq	144	MET	CA-CB-CG	6.37	124.13	113.30
1	io	18	ARG	NE-CZ-NH1	6.37	123.48	120.30
1	jc	197	ASP	CB-CG-OD1	6.37	124.03	118.30
1	ka	51	ASP	CB-CG-OD1	6.37	124.03	118.30
1	kV	4	GLN	N-CA-CB	6.37	122.06	110.60
1	lF	197	ASP	O-C-N	-6.37	112.51	122.70
1	lH	177	ALA	CB-CA-C	-6.37	100.55	110.10
1	2c	132	ARG	CD-NE-CZ	6.37	132.51	123.60
1	2Z	145	TYR	CB-CG-CD2	-6.37	117.18	121.00
1	3H	169	TYR	CB-CG-CD1	6.37	124.82	121.00
1	5B	123	PRO	N-CA-CB	6.37	110.94	103.30
1	7C	97	ARG	N-CA-CB	6.37	122.06	110.60
1	7V	229	ARG	NE-CZ-NH2	-6.37	117.12	120.30
1	89	10	MET	N-CA-CB	6.37	122.06	110.60
1	bR	167	ARG	NH1-CZ-NH2	-6.37	112.39	119.40
1	bT	216	THR	CA-CB-CG2	6.37	121.32	112.40
1	bY	154	ARG	NE-CZ-NH1	6.37	123.48	120.30
1	lh	163	ASP	CB-CG-OD2	-6.37	112.57	118.30
1	eu	97	ARG	NE-CZ-NH1	-6.37	117.11	120.30

Continued on next page...

Continued from previous page...

Mol	Chain	Res	Type	Atoms	Z	Observed(°)	Ideal(°)
1	s	164	TYR	CB-CG-CD2	-6.37	117.18	121.00
1	hx	18	ARG	NE-CZ-NH2	-6.37	117.12	120.30
1	hG	154	ARG	NE-CZ-NH2	-6.37	117.12	120.30
1	is	154	ARG	NE-CZ-NH2	-6.37	117.12	120.30
1	2M	164	TYR	CB-CG-CD1	6.37	124.82	121.00
1	35	82	ARG	NE-CZ-NH1	6.37	123.48	120.30
1	6U	169	TYR	CG-CD1-CE1	6.37	126.39	121.30
1	76	32	PHE	CB-CG-CD2	-6.37	116.34	120.80
1	aG	80	TRP	CG-CD1-NE1	-6.37	103.73	110.10
1	bb	164	TYR	CB-CG-CD1	-6.37	117.18	121.00
1	ci	66	MET	CA-CB-CG	6.37	124.12	113.30
1	f1	174	ALA	CB-CA-C	6.37	119.65	110.10
1	gX	191	VAL	CA-CB-CG2	-6.37	101.35	110.90
1	hX	67	GLN	CA-CB-CG	6.37	127.40	113.40
1	iY	197	ASP	CB-CG-OD2	6.37	124.03	118.30
1	j2	82	ARG	NE-CZ-NH2	-6.37	117.12	120.30
1	jA	48	THR	CA-CB-CG2	-6.37	103.49	112.40
1	k9	96	MET	CG-SD-CE	-6.37	90.02	100.20
1	lL	187	GLU	OE1-CD-OE2	-6.37	115.66	123.30
1	2v	197	ASP	CB-CG-OD1	-6.37	112.57	118.30
1	5g	18	ARG	NH1-CZ-NH2	-6.37	112.40	119.40
1	5h	173	ARG	NH1-CZ-NH2	-6.37	112.40	119.40
1	5Z	167	ARG	NE-CZ-NH1	6.37	123.48	120.30
1	6G	164	TYR	CB-CG-CD2	6.37	124.82	121.00
1	7N	51	ASP	CB-CG-OD1	6.37	124.03	118.30
1	8d	173	ARG	CG-CD-NE	-6.37	98.43	111.80
1	8h	18	ARG	NH1-CZ-NH2	-6.37	112.40	119.40
1	ab	164	TYR	CB-CG-CD2	-6.37	117.18	121.00
1	aC	97	ARG	NE-CZ-NH2	-6.37	117.12	120.30
1	aJ	107	THR	CA-CB-CG2	-6.37	103.49	112.40
1	bg	162	ARG	NH1-CZ-NH2	-6.37	112.40	119.40
1	bO	103	ASP	CB-CG-OD2	6.37	124.03	118.30
1	cc	96	MET	CG-SD-CE	-6.37	90.02	100.20
1	cj	45	GLU	OE1-CD-OE2	-6.37	115.66	123.30
1	dK	175	GLU	OE1-CD-OE2	-6.37	115.66	123.30
1	lq	47	ALA	CB-CA-C	6.37	119.65	110.10
1	eV	152	ASP	CB-CA-C	-6.37	97.67	110.40
1	fT	130	TYR	CB-CG-CD2	6.37	124.82	121.00
1	g4	231	LEU	CB-CG-CD2	6.37	121.82	111.00
1	K	32	PHE	CB-CG-CD2	-6.37	116.34	120.80
1	gM	132	ARG	NH1-CZ-NH2	-6.36	112.40	119.40
1	hD	110	THR	N-CA-CB	6.36	122.39	110.30

Continued on next page...

Continued from previous page...

Mol	Chain	Res	Type	Atoms	Z	Observed(°)	Ideal(°)
1	iI	51	ASP	CB-CG-OD2	6.36	124.03	118.30
1	je	143	ARG	CB-CA-C	6.36	123.12	110.40
1	kN	48	THR	CA-CB-OG1	6.36	122.36	109.00
1	25	97	ARG	NE-CZ-NH1	6.36	123.48	120.30
1	2P	118	MET	CG-SD-CE	-6.36	90.02	100.20
1	3o	110	THR	CA-CB-CG2	-6.36	103.49	112.40
1	7i	145	TYR	CG-CD1-CE1	6.36	126.39	121.30
1	8o	111	LEU	O-C-N	-6.36	112.52	122.70
1	9i	154	ARG	NE-CZ-NH2	6.36	123.48	120.30
1	9m	163	ASP	CB-CG-OD1	-6.36	112.57	118.30
1	bw	39	MET	CG-SD-CE	-6.36	90.02	100.20
1	bH	230	VAL	CG1-CB-CG2	-6.36	100.72	110.90
1	bM	168	PHE	CB-CG-CD1	-6.36	116.34	120.80
1	cV	184	TRP	CD1-NE1-CE2	6.36	114.73	109.00
1	d1	86	VAL	CA-CB-CG2	-6.36	101.35	110.90
1	dd	113	GLU	OE1-CD-OE2	-6.36	115.66	123.30
1	dw	120	HIS	O-C-N	-6.36	112.52	122.70
1	dI	143	ARG	NE-CZ-NH1	6.36	123.48	120.30
1	ez	145	TYR	CB-CG-CD1	6.36	124.82	121.00
1	ft	180	GLU	OE1-CD-OE2	6.36	130.94	123.30
1	fM	169	TYR	CG-CD2-CE2	-6.36	116.21	121.30
1	fX	163	ASP	N-CA-CB	-6.36	99.15	110.60
1	P	224	PRO	N-CA-CB	-6.36	95.60	102.60
1	9v	133	TRP	CD2-CE2-CZ2	-6.36	114.67	122.30
1	cW	130	TYR	CB-CG-CD1	-6.36	117.18	121.00
1	fL	132	ARG	CG-CD-NE	-6.36	98.44	111.80
1	l	130	TYR	CD1-CE1-CZ	6.36	125.53	119.80
1	6	161	PHE	CB-CG-CD1	-6.36	116.35	120.80
1	gC	142	VAL	O-C-N	-6.36	112.52	122.70
1	hM	169	TYR	CB-CG-CD2	-6.36	117.18	121.00
1	hU	32	PHE	CB-CG-CD1	6.36	125.25	120.80
1	hW	208	ALA	CB-CA-C	-6.36	100.56	110.10
1	iC	167	ARG	NE-CZ-NH2	-6.36	117.12	120.30
1	j0	143	ARG	NE-CZ-NH2	-6.36	117.12	120.30
1	j7	143	ARG	NE-CZ-NH1	6.36	123.48	120.30
1	2P	143	ARG	NE-CZ-NH1	6.36	123.48	120.30
1	33	196	PRO	N-CA-C	6.36	128.64	112.10
1	4j	169	TYR	CG-CD2-CE2	6.36	126.39	121.30
1	4I	117	TRP	CH2-CZ2-CE2	6.36	123.76	117.40
1	4C	168	PHE	CD1-CE1-CZ	6.36	127.73	120.10
1	4P	39	MET	CG-SD-CE	-6.36	90.02	100.20
1	5w	80	TRP	CE3-CZ3-CH2	-6.36	114.20	121.20

Continued on next page...

Continued from previous page...

Mol	Chain	Res	Type	Atoms	Z	Observed(°)	Ideal(°)
1	7w	169	TYR	CB-CG-CD1	6.36	124.82	121.00
1	8L	164	TYR	CG-CD1-CE1	6.36	126.39	121.30
1	9b	35	GLU	O-C-N	-6.36	112.52	122.70
1	a3	120	HIS	CA-CB-CG	6.36	124.41	113.60
1	aU	29	GLU	CG-CD-OE1	6.36	131.02	118.30
1	bH	83	LEU	CB-CG-CD1	6.36	121.81	111.00
1	cy	174	ALA	CB-CA-C	6.36	119.64	110.10
1	lh	88	ALA	N-CA-CB	-6.36	101.19	110.10
1	d6	26	VAL	CA-CB-CG2	-6.36	101.36	110.90
1	dg	178	SER	O-C-N	-6.36	112.52	122.70
1	eP	157	PRO	N-CA-CB	-6.36	95.60	102.60
1	K	81	ASP	CB-CG-OD2	6.36	124.03	118.30
1	iM	161	PHE	CB-CG-CD2	-6.36	116.35	120.80
1	3w	229	ARG	NE-CZ-NH1	6.36	123.48	120.30
1	6f	39	MET	CB-CA-C	6.36	123.12	110.40
1	8f	143	ARG	NE-CZ-NH1	6.36	123.48	120.30
1	aP	130	TYR	CD1-CE1-CZ	6.36	125.52	119.80
1	cF	167	ARG	NE-CZ-NH2	-6.36	117.12	120.30
1	e5	16	SER	O-C-N	-6.36	109.02	121.10
1	ep	26	VAL	CA-CB-CG1	6.36	120.44	110.90
1	fB	188	THR	CA-CB-CG2	-6.36	103.50	112.40
1	0	83	LEU	O-C-N	-6.36	112.53	122.70
1	B	72	THR	N-CA-CB	6.36	122.38	110.30
1	ga	217	ALA	CB-CA-C	-6.36	100.56	110.10
1	gx	164	TYR	CB-CG-CD1	6.36	124.81	121.00
1	gK	68	MET	CA-CB-CG	6.36	124.11	113.30
1	hd	210	THR	CA-CB-CG2	-6.36	103.50	112.40
1	hw	167	ARG	NH1-CZ-NH2	-6.36	112.41	119.40
1	ix	194	ALA	O-C-N	-6.36	112.53	122.70
1	iM	143	ARG	NE-CZ-NH1	6.36	123.48	120.30
1	jN	152	ASP	CB-CG-OD1	6.36	124.02	118.30
1	2D	142	VAL	CA-CB-CG2	-6.36	101.36	110.90
1	3w	169	TYR	CG-CD1-CE1	6.36	126.39	121.30
1	3y	167	ARG	NH1-CZ-NH2	-6.36	112.41	119.40
1	4r	57	ASN	O-C-N	-6.36	112.53	122.70
1	54	25	LYS	O-C-N	-6.36	112.53	122.70
1	65	143	ARG	NE-CZ-NH1	6.36	123.48	120.30
1	7A	142	VAL	CA-CB-CG2	-6.36	101.36	110.90
1	7N	167	ARG	NH1-CZ-NH2	-6.36	112.41	119.40
1	7R	82	ARG	NH1-CZ-NH2	-6.36	112.41	119.40
1	8g	12	HIS	N-CA-CB	6.36	122.04	110.60
1	8C	229	ARG	NE-CZ-NH2	-6.36	117.12	120.30

Continued on next page...

Continued from previous page...

Mol	Chain	Res	Type	Atoms	Z	Observed(°)	Ideal(°)
1	8V	48	THR	CA-CB-CG2	-6.36	103.50	112.40
1	h7	158	LYS	O-C-N	-6.36	112.53	122.70
1	1J	66	MET	CG-SD-CE	-6.36	90.03	100.20
1	jp	166	ASP	CB-CG-OD2	6.36	124.02	118.30
1	jC	26	VAL	CA-CB-CG1	6.36	120.43	110.90
1	jK	130	TYR	CB-CG-CD2	-6.36	117.19	121.00
1	lo	161	PHE	CB-CG-CD2	6.36	125.25	120.80
1	lB	118	MET	CG-SD-CE	-6.36	90.03	100.20
1	lC	133	TRP	CG-CD2-CE3	6.36	139.62	133.90
1	4J	51	ASP	CB-CG-OD1	6.36	124.02	118.30
1	5J	9	GLN	CG-CD-OE1	6.36	134.31	121.60
1	5U	32	PHE	CG-CD1-CE1	6.36	127.79	120.80
1	6u	132	ARG	NE-CZ-NH2	6.36	123.48	120.30
1	6P	100	ARG	CG-CD-NE	-6.36	98.45	111.80
1	7e	166	ASP	CB-CG-OD2	6.36	124.02	118.30
1	7V	159	GLU	OE1-CD-OE2	-6.36	115.67	123.30
1	8q	130	TYR	CB-CG-CD1	-6.36	117.19	121.00
1	9s	102	SER	O-C-N	-6.36	112.53	122.70
1	bH	229	ARG	O-C-N	-6.36	112.53	122.70
1	bW	184	TRP	O-C-N	-6.36	112.53	122.70
1	em	117	TRP	CD1-CG-CD2	-6.36	101.22	106.30
1	eC	133	TRP	CB-CG-CD2	-6.36	118.34	126.60
1	eH	166	ASP	CB-CG-OD2	6.36	124.02	118.30
1	fL	117	TRP	CD1-NE1-CE2	6.36	114.72	109.00
1	h9	133	TRP	CB-CG-CD2	-6.35	118.34	126.60
1	jV	126	VAL	CA-CB-CG2	6.35	120.43	110.90
1	jX	168	PHE	CB-CG-CD2	-6.35	116.35	120.80
1	ke	209	ALA	CB-CA-C	6.35	119.63	110.10
1	5l	27	VAL	O-C-N	-6.35	112.53	122.70
1	7z	100	ARG	NH1-CZ-NH2	6.35	126.39	119.40
1	89	97	ARG	CD-NE-CZ	6.35	132.50	123.60
1	9d	31	ALA	N-CA-CB	6.35	119.00	110.10
1	bo	27	VAL	CG1-CB-CG2	-6.35	100.73	110.90
1	d9	133	TRP	CB-CG-CD2	-6.35	118.34	126.60
1	fX	130	TYR	CG-CD1-CE1	-6.35	116.22	121.30
1	gJ	97	ARG	NE-CZ-NH1	6.35	123.48	120.30
1	h5	82	ARG	N-CA-CB	6.35	122.03	110.60
1	ha	175	GLU	OE1-CD-OE2	-6.35	115.68	123.30
1	hM	100	ARG	NE-CZ-NH2	-6.35	117.12	120.30
1	iG	97	ARG	NH1-CZ-NH2	6.35	126.39	119.40
1	jh	58	THR	CA-CB-CG2	6.35	121.29	112.40
1	jn	152	ASP	CB-CG-OD1	-6.35	112.58	118.30

Continued on next page...

Continued from previous page...

Mol	Chain	Res	Type	Atoms	Z	Observed(°)	Ideal(°)
1	km	159	GLU	N-CA-CB	-6.35	99.17	110.60
1	lD	167	ARG	NE-CZ-NH1	6.35	123.48	120.30
1	5j	97	ARG	NE-CZ-NH2	-6.35	117.12	120.30
1	5E	166	ASP	CB-CG-OD1	-6.35	112.58	118.30
1	69	133	TRP	CD1-CG-CD2	6.35	111.38	106.30
1	6U	211	LEU	O-C-N	-6.35	112.53	122.70
1	8J	152	ASP	CB-CG-OD2	6.35	124.02	118.30
1	8L	29	GLU	OE1-CD-OE2	-6.35	115.68	123.30
1	9V	133	TRP	CH2-CZ2-CE2	6.35	123.75	117.40
1	al	184	TRP	CB-CG-CD2	6.35	134.86	126.60
1	b7	76	GLU	OE1-CD-OE2	-6.35	115.68	123.30
1	ck	143	ARG	NH1-CZ-NH2	-6.35	112.41	119.40
1	eo	82	ARG	NH1-CZ-NH2	-6.35	112.41	119.40
1	eH	138	LEU	CB-CG-CD1	6.35	121.80	111.00
1	eM	95	GLN	O-C-N	-6.35	112.54	122.70
1	fD	167	ARG	NH1-CZ-NH2	-6.35	112.41	119.40
1	fX	48	THR	CA-CB-CG2	-6.35	103.51	112.40
1	fX	107	THR	CA-CB-CG2	-6.35	103.51	112.40
1	S	112	GLN	O-C-N	-6.35	112.54	122.70
1	ha	97	ARG	NE-CZ-NH1	-6.35	117.12	120.30
1	lT	143	ARG	NE-CZ-NH1	6.35	123.48	120.30
1	2n	133	TRP	CB-CG-CD1	6.35	135.26	127.00
1	2u	16	SER	N-CA-CB	6.35	120.03	110.50
1	9I	143	ARG	NE-CZ-NH1	6.35	123.47	120.30
1	bS	162	ARG	NE-CZ-NH1	6.35	123.47	120.30
1	dF	18	ARG	NE-CZ-NH1	6.35	123.48	120.30
1	fU	43	LEU	CB-CG-CD2	6.35	121.80	111.00
1	g2	229	ARG	NH1-CZ-NH2	-6.35	112.41	119.40
1	gG	33	SER	CB-CA-C	-6.35	98.04	110.10
1	gK	103	ASP	CB-CG-OD1	6.35	124.02	118.30
1	hn	104	ILE	O-C-N	-6.35	112.54	122.70
1	it	169	TYR	CB-CG-CD1	-6.35	117.19	121.00
1	ix	82	ARG	NE-CZ-NH1	6.35	123.47	120.30
1	k1	229	ARG	NH1-CZ-NH2	-6.35	112.42	119.40
1	kC	164	TYR	CB-CG-CD2	-6.35	117.19	121.00
1	lw	143	ARG	NE-CZ-NH1	6.35	123.47	120.30
1	3y	119	THR	CA-CB-CG2	-6.35	103.51	112.40
1	4N	54	THR	O-C-N	-6.35	112.54	122.70
1	4Y	168	PHE	CB-CG-CD2	6.35	125.25	120.80
1	54	161	PHE	CZ-CE2-CD2	6.35	127.72	120.10
1	5a	132	ARG	CG-CD-NE	-6.35	98.47	111.80
1	5m	169	TYR	CB-CG-CD1	6.35	124.81	121.00

Continued on next page...

Continued from previous page...

Mol	Chain	Res	Type	Atoms	Z	Observed(°)	Ideal(°)
1	5L	40	PHE	CB-CG-CD1	6.35	125.25	120.80
1	6t	66	MET	CG-SD-CE	-6.35	90.04	100.20
1	6Q	217	ALA	N-CA-CB	-6.35	101.21	110.10
1	8W	39	MET	CG-SD-CE	-6.35	90.04	100.20
1	9f	103	ASP	CB-CG-OD1	6.35	124.02	118.30
1	9H	229	ARG	NE-CZ-NH1	6.35	123.47	120.30
1	b0	164	TYR	CD1-CE1-CZ	-6.35	114.09	119.80
1	c3	18	ARG	NE-CZ-NH1	6.35	123.47	120.30
1	1h	9	GLN	CG-CD-OE1	6.35	134.30	121.60
1	dw	162	ARG	NE-CZ-NH1	6.35	123.47	120.30
1	1o	100	ARG	NE-CZ-NH1	-6.35	117.12	120.30
1	ed	130	TYR	CB-CG-CD1	6.35	124.81	121.00
1	fs	37	ILE	O-C-N	-6.35	109.03	121.10
1	fR	66	MET	CG-SD-CE	-6.35	90.04	100.20
1	5	168	PHE	CB-CG-CD1	6.35	125.25	120.80
1	hF	143	ARG	NE-CZ-NH2	-6.35	117.13	120.30
1	it	152	ASP	CB-CG-OD1	6.35	124.01	118.30
1	iB	145	TYR	CB-CG-CD1	6.35	124.81	121.00
1	j7	229	ARG	NH1-CZ-NH2	-6.35	112.42	119.40
1	jx	72	THR	CA-CB-CG2	6.35	121.29	112.40
1	ko	54	THR	CA-CB-CG2	-6.35	103.51	112.40
1	kF	107	THR	CA-CB-CG2	-6.35	103.52	112.40
1	3s	173	ARG	NH1-CZ-NH2	-6.35	112.42	119.40
1	3z	161	PHE	CZ-CE2-CD2	-6.35	112.48	120.10
1	46	100	ARG	NE-CZ-NH1	6.35	123.47	120.30
1	6i	215	MET	CG-SD-CE	-6.35	90.04	100.20
1	6y	191	VAL	CG1-CB-CG2	-6.35	100.74	110.90
1	8h	143	ARG	NE-CZ-NH2	-6.35	117.13	120.30
1	9Q	55	MET	CG-SD-CE	-6.35	90.04	100.20
1	aS	81	ASP	CB-CG-OD1	-6.35	112.59	118.30
1	cb	168	PHE	CB-CG-CD1	-6.35	116.36	120.80
1	1d	96	MET	N-CA-CB	-6.35	99.17	110.60
1	cs	18	ARG	NE-CZ-NH2	6.35	123.47	120.30
1	eq	164	TYR	CB-CG-CD2	6.35	124.81	121.00
1	gv	168	PHE	CB-CG-CD1	6.35	125.24	120.80
1	gw	162	ARG	NE-CZ-NH1	6.35	123.47	120.30
1	hj	174	ALA	CA-C-O	6.35	133.43	120.10
1	iB	103	ASP	CB-CG-OD2	-6.35	112.59	118.30
1	ke	132	ARG	NE-CZ-NH2	6.35	123.47	120.30
1	23	23	TRP	CA-CB-CG	6.35	125.76	113.70
1	lp	78	ALA	O-C-N	-6.35	112.55	122.70
1	34	72	THR	N-CA-CB	6.35	122.36	110.30

Continued on next page...

Continued from previous page...

Mol	Chain	Res	Type	Atoms	Z	Observed(°)	Ideal(°)
1	3O	18	ARG	NE-CZ-NH2	6.35	123.47	120.30
1	4s	133	TRP	CB-CG-CD1	6.35	135.25	127.00
1	67	32	PHE	CB-CG-CD2	6.35	125.24	120.80
1	67	81	ASP	CB-CG-OD2	6.35	124.01	118.30
1	7O	61	GLY	O-C-N	-6.35	112.55	122.70
1	af	162	ARG	NH1-CZ-NH2	-6.35	112.42	119.40
1	bw	161	PHE	CB-CG-CD1	-6.35	116.36	120.80
1	cF	165	VAL	CG1-CB-CG2	-6.35	100.75	110.90
1	1m	216	THR	CA-CB-CG2	-6.35	103.52	112.40
1	f5	154	ARG	NE-CZ-NH1	6.35	123.47	120.30
1	fs	166	ASP	CB-CG-OD2	6.35	124.01	118.30
1	gn	12	HIS	CA-CB-CG	6.34	124.39	113.60
1	hb	130	TYR	CG-CD2-CE2	-6.34	116.22	121.30
1	hc	216	THR	CA-CB-CG2	-6.34	103.52	112.40
1	1I	117	TRP	CE2-CD2-CG	-6.34	102.22	107.30
1	hr	161	PHE	CB-CG-CD2	-6.34	116.36	120.80
1	hD	130	TYR	CB-CG-CD2	-6.34	117.19	121.00
1	iE	93	PRO	N-CA-CB	-6.34	95.62	102.60
1	j9	180	GLU	OE1-CD-OE2	-6.34	115.69	123.30
1	kg	195	ASN	CA-CB-CG	6.34	127.36	113.40
1	ki	173	ARG	CD-NE-CZ	6.34	132.48	123.60
1	kw	96	MET	CG-SD-CE	-6.34	90.05	100.20
1	ky	82	ARG	NE-CZ-NH2	6.34	123.47	120.30
1	ll	80	TRP	CE2-CD2-CG	-6.34	102.22	107.30
1	2m	100	ARG	NE-CZ-NH2	-6.34	117.13	120.30
1	2G	108	THR	CA-CB-CG2	-6.34	103.52	112.40
1	3T	92	GLU	CB-CA-C	6.34	123.09	110.40
1	4E	226	HIS	N-CA-CB	6.34	122.02	110.60
1	4I	145	TYR	CD1-CE1-CZ	-6.34	114.09	119.80
1	4N	167	ARG	NE-CZ-NH1	6.34	123.47	120.30
1	5V	180	GLU	OE1-CD-OE2	-6.34	115.69	123.30
1	69	167	ARG	CD-NE-CZ	6.34	132.48	123.60
1	6S	222	GLY	C-N-CA	6.34	135.62	122.30
1	89	82	ARG	NE-CZ-NH1	6.34	123.47	120.30
1	8n	154	ARG	NH1-CZ-NH2	-6.34	112.42	119.40
1	9f	82	ARG	NE-CZ-NH2	-6.34	117.13	120.30
1	bx	164	TYR	CB-CG-CD2	-6.34	117.19	121.00
1	cD	184	TRP	CB-CG-CD2	-6.34	118.35	126.60
1	dC	34	PRO	N-CA-CB	6.34	110.91	103.30
1	dW	167	ARG	NH1-CZ-NH2	-6.34	112.42	119.40
1	e2	169	TYR	CB-CG-CD1	6.34	124.81	121.00
1	eN	103	ASP	CB-CG-OD1	6.34	124.01	118.30

Continued on next page...

Continued from previous page...

Mol	Chain	Res	Type	Atoms	Z	Observed(°)	Ideal(°)
1	eQ	97	ARG	NE-CZ-NH2	6.34	123.47	120.30
1	eU	163	ASP	CB-CG-OD2	6.34	124.01	118.30
1	ff	145	TYR	CB-CG-CD1	-6.34	117.19	121.00
1	fO	40	PHE	CB-CG-CD1	6.34	125.24	120.80
1	b	175	GLU	OE1-CD-OE2	-6.34	115.69	123.30
1	kW	168	PHE	CB-CG-CD2	-6.34	116.36	120.80
1	lL	68	MET	O-C-N	-6.34	112.55	122.70
1	7V	231	LEU	CB-CG-CD1	-6.34	100.22	111.00
1	8U	165	VAL	CA-CB-CG2	-6.34	101.39	110.90
1	9u	117	TRP	CE2-CD2-CG	-6.34	102.22	107.30
1	9y	163	ASP	CB-CG-OD1	6.34	124.01	118.30
1	bX	98	GLU	OE1-CD-OE2	-6.34	115.69	123.30
1	h5	178	SER	C-N-CA	6.34	137.55	121.70
1	lJ	144	MET	CG-SD-CE	-6.34	90.05	100.20
1	hP	152	ASP	CB-CG-OD1	6.34	124.01	118.30
1	hS	14	ALA	O-C-N	-6.34	112.55	122.70
1	i3	38	PRO	N-CA-CB	6.34	110.91	103.30
1	lO	152	ASP	O-C-N	-6.34	112.55	122.70
1	is	194	ALA	O-C-N	-6.34	112.55	122.70
1	iv	56	LEU	O-C-N	-6.34	112.55	122.70
1	iF	18	ARG	NH1-CZ-NH2	-6.34	112.42	119.40
1	iL	18	ARG	NE-CZ-NH2	-6.34	117.13	120.30
1	iZ	161	PHE	CB-CG-CD1	6.34	125.24	120.80
1	j3	154	ARG	NE-CZ-NH2	-6.34	117.13	120.30
1	jH	205	LEU	O-C-N	-6.34	112.42	123.20
1	kL	229	ARG	NE-CZ-NH1	6.34	123.47	120.30
1	la	224	PRO	N-CD-CG	6.34	112.71	103.20
1	lb	24	VAL	CA-CB-CG1	6.34	120.41	110.90
1	ln	130	TYR	CB-CG-CD1	6.34	124.80	121.00
1	lE	180	GLU	OE1-CD-OE2	-6.34	115.69	123.30
1	4k	195	ASN	N-CA-CB	6.34	122.02	110.60
1	5x	100	ARG	CD-NE-CZ	-6.34	114.72	123.60
1	69	76	GLU	OE1-CD-OE2	-6.34	115.69	123.30
1	6v	145	TYR	CB-CG-CD2	6.34	124.81	121.00
1	6M	72	THR	O-C-N	-6.34	112.55	122.70
1	7L	143	ARG	NH1-CZ-NH2	-6.34	112.42	119.40
1	89	154	ARG	NH1-CZ-NH2	-6.34	112.42	119.40
1	aE	97	ARG	NE-CZ-NH1	-6.34	117.13	120.30
1	bB	200	THR	O-C-N	-6.34	112.55	122.70
1	cD	23	TRP	CB-CA-C	6.34	123.08	110.40
1	eq	230	VAL	CG1-CB-CG2	-6.34	100.75	110.90
1	lr	55	MET	CG-SD-CE	-6.34	90.05	100.20

Continued on next page...

Continued from previous page...

Mol	Chain	Res	Type	Atoms	Z	Observed(°)	Ideal(°)
1	fj	82	ARG	CG-CD-NE	-6.34	98.48	111.80
1	3	184	TRP	CH2-CZ2-CE2	6.34	123.74	117.40
1	i1	97	ARG	NE-CZ-NH2	-6.34	117.13	120.30
1	i7	207	PRO	O-C-N	-6.34	112.56	122.70
1	jj	18	ARG	NE-CZ-NH2	-6.34	117.13	120.30
1	jZ	18	ARG	NE-CZ-NH2	-6.34	117.13	120.30
1	k0	40	PHE	CB-CG-CD2	6.34	125.24	120.80
1	kx	45	GLU	C-N-CA	6.34	135.62	122.30
1	kC	169	TYR	CB-CG-CD2	-6.34	117.20	121.00
1	kY	82	ARG	NE-CZ-NH1	6.34	123.47	120.30
1	2y	229	ARG	NH1-CZ-NH2	-6.34	112.43	119.40
1	3q	82	ARG	NE-CZ-NH2	-6.34	117.13	120.30
1	3H	32	PHE	CB-CG-CD1	6.34	125.24	120.80
1	3O	132	ARG	NH1-CZ-NH2	-6.34	112.43	119.40
1	4a	154	ARG	NE-CZ-NH1	6.34	123.47	120.30
1	4i	152	ASP	CB-CG-OD1	6.34	124.00	118.30
1	4J	154	ARG	N-CA-CB	6.34	122.01	110.60
1	4W	199	LYS	O-C-N	-6.34	112.56	122.70
1	5B	21	ASN	N-CA-CB	-6.34	99.19	110.60
1	6c	164	TYR	CB-CG-CD2	-6.34	117.20	121.00
1	86	143	ARG	NE-CZ-NH2	-6.34	117.13	120.30
1	8P	173	ARG	NE-CZ-NH2	-6.34	117.13	120.30
1	9v	89	GLY	CA-C-O	-6.34	109.19	120.60
1	9T	208	ALA	CB-CA-C	6.34	119.61	110.10
1	aJ	229	ARG	NE-CZ-NH2	-6.34	117.13	120.30
1	aO	108	THR	CA-CB-CG2	-6.34	103.53	112.40
1	cx	130	TYR	CB-CG-CD1	6.34	124.80	121.00
1	e3	29	GLU	OE1-CD-OE2	-6.34	115.69	123.30
1	fD	82	ARG	NE-CZ-NH1	6.34	123.47	120.30
1	ly	169	TYR	CD1-CE1-CZ	-6.34	114.09	119.80
1	g6	197	ASP	CB-CG-OD2	-6.34	112.59	118.30
1	q	97	ARG	NE-CZ-NH2	-6.34	117.13	120.30
1	V	148	THR	CA-CB-CG2	-6.34	103.53	112.40
1	h3	133	TRP	CD1-CG-CD2	6.34	111.37	106.30
1	it	130	TYR	CB-CG-CD2	-6.34	117.20	121.00
1	iO	168	PHE	CB-CG-CD2	-6.34	116.36	120.80
1	5M	130	TYR	CG-CD2-CE2	6.34	126.37	121.30
1	7l	130	TYR	CB-CG-CD1	6.34	124.80	121.00
1	7D	167	ARG	CD-NE-CZ	6.34	132.47	123.60
1	7M	138	LEU	CB-CG-CD2	6.34	121.78	111.00
1	bd	130	TYR	CB-CG-CD2	-6.34	117.20	121.00
1	18	161	PHE	CB-CG-CD2	-6.34	116.36	120.80

Continued on next page...

Continued from previous page...

Mol	Chain	Res	Type	Atoms	Z	Observed(°)	Ideal(°)
1	cK	66	MET	CG-SD-CE	-6.34	90.06	100.20
1	eL	132	ARG	NE-CZ-NH1	6.34	123.47	120.30
1	fI	97	ARG	NE-CZ-NH1	6.34	123.47	120.30
1	gg	118	MET	CG-SD-CE	6.34	110.34	100.20
1	gN	167	ARG	CD-NE-CZ	6.34	132.47	123.60
1	he	96	MET	CG-SD-CE	-6.34	90.06	100.20
1	it	130	TYR	CB-CG-CD1	6.34	124.80	121.00
1	kl	76	GLU	OE1-CD-OE2	-6.34	115.70	123.30
1	kH	35	GLU	O-C-N	-6.34	112.56	122.70
1	2l	66	MET	CG-SD-CE	-6.34	90.06	100.20
1	2p	169	TYR	CB-CG-CD2	-6.34	117.20	121.00
1	2R	35	GLU	OE1-CD-OE2	-6.34	115.70	123.30
1	4u	131	LYS	O-C-N	-6.34	112.56	122.70
1	5k	117	TRP	CG-CD2-CE3	6.34	139.60	133.90
1	6Z	209	ALA	N-CA-CB	6.34	118.97	110.10
1	7G	130	TYR	CG-CD2-CE2	-6.34	116.23	121.30
1	9a	199	LYS	O-C-N	-6.34	112.56	122.70
1	9m	132	ARG	NE-CZ-NH2	-6.34	117.13	120.30
1	aT	130	TYR	CB-CG-CD2	-6.34	117.20	121.00
1	bh	154	ARG	NE-CZ-NH1	6.34	123.47	120.30
1	bW	117	TRP	CB-CG-CD1	6.34	135.24	127.00
1	eT	173	ARG	NE-CZ-NH2	-6.34	117.13	120.30
1	ff	169	TYR	CB-CG-CD2	-6.34	117.20	121.00
1	h7	169	TYR	CG-CD2-CE2	-6.33	116.23	121.30
1	1K	143	ARG	NE-CZ-NH1	6.33	123.47	120.30
1	23	181	VAL	CA-CB-CG2	-6.33	101.40	110.90
1	ln	229	ARG	NE-CZ-NH2	-6.33	117.13	120.30
1	3u	143	ARG	NE-CZ-NH1	-6.33	117.13	120.30
1	46	197	ASP	CB-CG-OD2	-6.33	112.60	118.30
1	4T	154	ARG	NE-CZ-NH2	-6.33	117.13	120.30
1	7X	117	TRP	CZ3-CH2-CZ2	-6.33	114.00	121.60
1	8v	163	ASP	CB-CG-OD2	6.33	124.00	118.30
1	10	166	ASP	CB-CG-OD2	-6.33	112.60	118.30
1	gD	215	MET	CG-SD-CE	-6.33	90.07	100.20
1	gI	185	MET	CG-SD-CE	-6.33	90.07	100.20
1	he	200	THR	CA-CB-CG2	-6.33	103.53	112.40
1	id	144	MET	CG-SD-CE	-6.33	90.07	100.20
1	iT	27	VAL	CG1-CB-CG2	-6.33	100.77	110.90
1	jm	86	VAL	CA-CB-CG2	-6.33	101.40	110.90
1	jD	209	ALA	CB-CA-C	6.33	119.60	110.10
1	20	143	ARG	NE-CZ-NH2	-6.33	117.13	120.30
1	ki	39	MET	CG-SD-CE	-6.33	90.06	100.20

Continued on next page...

Continued from previous page...

Mol	Chain	Res	Type	Atoms	Z	Observed(°)	Ideal(°)
1	kq	190	LEU	CB-CG-CD1	6.33	121.77	111.00
1	kB	184	TRP	CE2-CD2-CG	-6.33	102.23	107.30
1	lf	154	ARG	NE-CZ-NH1	-6.33	117.13	120.30
1	3F	190	LEU	CB-CG-CD1	6.33	121.77	111.00
1	50	97	ARG	NE-CZ-NH2	-6.33	117.13	120.30
1	5c	57	ASN	CA-CB-CG	-6.33	99.47	113.40
1	5R	175	GLU	OE1-CD-OE2	-6.33	115.70	123.30
1	63	118	MET	CG-SD-CE	-6.33	90.07	100.20
1	aH	81	ASP	CB-CG-OD2	6.33	124.00	118.30
1	17	169	TYR	CD1-CG-CD2	6.33	124.87	117.90
1	bQ	148	THR	CA-CB-CG2	-6.33	103.53	112.40
1	cK	18	ARG	NE-CZ-NH2	-6.33	117.13	120.30
1	de	102	SER	O-C-N	-6.33	112.57	122.70
1	dh	18	ARG	NE-CZ-NH2	-6.33	117.13	120.30
1	dl	55	MET	CG-SD-CE	-6.33	90.07	100.20
1	fW	126	VAL	CA-CB-CG2	6.33	120.40	110.90
1	gn	215	MET	N-CA-CB	6.33	122.00	110.60
1	ic	229	ARG	NE-CZ-NH1	6.33	123.47	120.30
1	ii	126	VAL	CA-CB-CG2	-6.33	101.40	110.90
1	it	168	PHE	CB-CG-CD1	-6.33	116.37	120.80
1	j9	154	ARG	NE-CZ-NH1	6.33	123.47	120.30
1	jx	154	ARG	NE-CZ-NH2	-6.33	117.13	120.30
1	kT	173	ARG	NH1-CZ-NH2	-6.33	112.44	119.40
1	kZ	75	GLU	O-C-N	-6.33	112.57	122.70
1	2c	130	TYR	CB-CG-CD1	-6.33	117.20	121.00
1	2i	164	TYR	CG-CD1-CE1	6.33	126.37	121.30
1	3b	51	ASP	CB-CG-OD2	6.33	124.00	118.30
1	3J	6	LEU	CB-CG-CD2	6.33	121.76	111.00
1	4P	164	TYR	CB-CG-CD1	6.33	124.80	121.00
1	6r	229	ARG	NE-CZ-NH1	6.33	123.47	120.30
1	6x	97	ARG	NH1-CZ-NH2	-6.33	112.44	119.40
1	6E	40	PHE	CB-CG-CD2	6.33	125.23	120.80
1	6N	218	CYS	CA-CB-SG	-6.33	102.60	114.00
1	9n	167	ARG	NE-CZ-NH1	6.33	123.47	120.30
1	ak	84	HIS	CA-CB-CG	-6.33	102.84	113.60
1	aF	164	TYR	CD1-CE1-CZ	6.33	125.50	119.80
1	bs	51	ASP	CB-CG-OD1	6.33	124.00	118.30
1	bP	103	ASP	CB-CA-C	-6.33	97.74	110.40
1	cs	39	MET	CG-SD-CE	-6.33	90.07	100.20
1	ew	23	TRP	CZ3-CH2-CZ2	-6.33	114.00	121.60
1	g2	229	ARG	CD-NE-CZ	-6.33	114.74	123.60
1	I	178	SER	N-CA-CB	6.33	120.00	110.50

Continued on next page...

Continued from previous page...

Mol	Chain	Res	Type	Atoms	Z	Observed(°)	Ideal(°)
1	gL	164	TYR	CA-CB-CG	6.33	125.43	113.40
1	ik	169	TYR	CB-CG-CD1	-6.33	117.20	121.00
1	iG	23	TRP	CB-CG-CD1	-6.33	118.77	127.00
1	j9	155	GLN	CG-CD-OE1	6.33	134.26	121.60
1	kd	167	ARG	CA-CB-CG	6.33	127.33	113.40
1	lp	173	ARG	NE-CZ-NH1	6.33	123.47	120.30
1	6g	108	THR	N-CA-CB	6.33	122.33	110.30
1	6v	144	MET	N-CA-CB	6.33	121.99	110.60
1	6M	194	ALA	N-CA-CB	-6.33	101.24	110.10
1	9y	214	MET	CG-SD-CE	-6.33	90.07	100.20
1	9U	47	ALA	N-CA-CB	-6.33	101.24	110.10
1	aM	58	THR	CA-CB-CG2	-6.33	103.54	112.40
1	bt	66	MET	O-C-N	-6.33	112.57	122.70
1	1f	203	LYS	N-CA-CB	-6.33	99.21	110.60
1	1z	145	TYR	CB-CG-CD1	-6.33	117.20	121.00
1	1B	181	VAL	CA-CB-CG1	6.33	120.39	110.90
1	gm	175	GLU	OE1-CD-OE2	-6.33	115.71	123.30
1	hx	169	TYR	CB-CG-CD2	-6.33	117.20	121.00
1	j0	184	TRP	CB-CG-CD1	6.33	135.23	127.00
1	ka	103	ASP	CB-CG-OD2	-6.33	112.60	118.30
1	l9	86	VAL	O-C-N	-6.33	112.57	122.70
1	ln	164	TYR	CB-CG-CD1	-6.33	117.20	121.00
1	lq	143	ARG	NE-CZ-NH1	6.33	123.46	120.30
1	lA	186	THR	CA-CB-CG2	-6.33	103.54	112.40
1	2s	68	MET	O-C-N	-6.33	112.58	122.70
1	3N	130	TYR	CG-CD2-CE2	-6.33	116.24	121.30
1	4Q	229	ARG	NE-CZ-NH1	6.33	123.47	120.30
1	4S	162	ARG	NE-CZ-NH1	6.33	123.46	120.30
1	4W	130	TYR	CB-CG-CD2	-6.33	117.20	121.00
1	5s	82	ARG	NH1-CZ-NH2	-6.33	112.44	119.40
1	5B	97	ARG	NE-CZ-NH1	6.33	123.46	120.30
1	6n	173	ARG	NE-CZ-NH2	6.33	123.47	120.30
1	6R	162	ARG	NE-CZ-NH1	6.33	123.46	120.30
1	8z	117	TRP	CE2-CD2-CG	-6.33	102.24	107.30
1	8U	173	ARG	NE-CZ-NH2	-6.33	117.14	120.30
1	aM	23	TRP	CD2-CE3-CZ3	-6.33	110.57	118.80
1	bu	187	GLU	OE1-CD-OE2	-6.33	115.71	123.30
1	cf	154	ARG	NE-CZ-NH1	6.33	123.46	120.30
1	cS	177	ALA	CB-CA-C	-6.33	100.61	110.10
1	dg	169	TYR	CB-CG-CD2	-6.33	117.20	121.00
1	do	167	ARG	NE-CZ-NH2	6.33	123.47	120.30
1	dz	211	LEU	CB-CG-CD2	-6.33	100.24	111.00

Continued on next page...

Continued from previous page...

Mol	Chain	Res	Type	Atoms	Z	Observed(°)	Ideal(°)
1	e7	100	ARG	NE-CZ-NH2	-6.33	117.14	120.30
1	eI	165	VAL	CA-CB-CG2	-6.33	101.41	110.90
1	fy	100	ARG	NE-CZ-NH2	-6.33	117.14	120.30
1	n	197	ASP	CB-CG-OD1	6.33	124.00	118.30
1	p	210	THR	O-C-N	-6.33	112.58	122.70
1	A	24	VAL	O-C-N	-6.33	112.57	122.70
1	B	154	ARG	CD-NE-CZ	6.33	132.46	123.60
1	8	229	ARG	NH1-CZ-NH2	-6.33	112.44	119.40
1	he	119	THR	N-CA-CB	6.33	122.32	110.30
1	hQ	190	LEU	CB-CG-CD1	6.33	121.76	111.00
1	id	185	MET	CG-SD-CE	6.33	110.32	100.20
1	lS	191	VAL	O-C-N	-6.33	112.58	122.70
1	k3	173	ARG	NE-CZ-NH2	-6.33	117.14	120.30
1	3F	229	ARG	NE-CZ-NH1	6.33	123.46	120.30
1	5W	16	SER	CB-CA-C	6.33	122.12	110.10
1	7a	80	TRP	CB-CG-CD1	-6.33	118.78	127.00
1	7i	42	ALA	N-CA-CB	6.33	118.96	110.10
1	9f	100	ARG	NH1-CZ-NH2	-6.33	112.44	119.40
1	9n	68	MET	CG-SD-CE	-6.33	90.08	100.20
1	9K	149	SER	N-CA-CB	6.33	119.99	110.50
1	aZ	26	VAL	CA-CB-CG1	6.33	120.39	110.90
1	dm	130	TYR	CB-CG-CD2	-6.33	117.20	121.00
1	hX	154	ARG	NH1-CZ-NH2	-6.33	112.44	119.40
1	jq	165	VAL	CB-CA-C	6.33	123.42	111.40
1	jZ	11	VAL	O-C-N	-6.33	112.58	122.70
1	jZ	184	TRP	CB-CG-CD1	6.33	135.22	127.00
1	kZ	80	TRP	CB-CG-CD1	-6.33	118.78	127.00
1	l1	4	GLN	N-CA-CB	6.33	121.98	110.60
1	27	162	ARG	NE-CZ-NH2	6.33	123.46	120.30
1	2w	66	MET	CG-SD-CE	-6.33	90.08	100.20
1	2x	97	ARG	NH1-CZ-NH2	-6.33	112.44	119.40
1	3p	229	ARG	NE-CZ-NH1	6.33	123.46	120.30
1	63	167	ARG	CG-CD-NE	-6.33	98.52	111.80
1	64	144	MET	CG-SD-CE	-6.33	90.08	100.20
1	6b	130	TYR	CB-CG-CD2	6.33	124.80	121.00
1	6q	138	LEU	CB-CG-CD1	6.33	121.75	111.00
1	6Y	83	LEU	CB-CA-C	-6.33	98.18	110.20
1	7g	18	ARG	NE-CZ-NH1	6.33	123.46	120.30
1	7N	82	ARG	NE-CZ-NH1	6.33	123.46	120.30
1	94	82	ARG	NE-CZ-NH1	6.33	123.46	120.30
1	9U	40	PHE	O-C-N	-6.33	112.58	122.70
1	16	185	MET	CG-SD-CE	-6.33	90.08	100.20

Continued on next page...

Continued from previous page...

Mol	Chain	Res	Type	Atoms	Z	Observed(°)	Ideal(°)
1	bo	3	VAL	CG1-CB-CG2	-6.33	100.78	110.90
1	bO	65	ALA	N-CA-CB	-6.33	101.25	110.10
1	dM	19	THR	N-CA-CB	6.33	122.32	110.30
1	dP	68	MET	CG-SD-CE	-6.33	90.08	100.20
1	lo	81	ASP	CB-CG-OD2	-6.33	112.61	118.30
1	ez	18	ARG	NE-CZ-NH2	-6.33	117.14	120.30
1	fI	164	TYR	CD1-CE1-CZ	-6.33	114.11	119.80
1	fr	44	SER	O-C-N	-6.33	112.58	122.70
1	fH	173	ARG	NH1-CZ-NH2	-6.33	112.44	119.40
1	d	18	ARG	NE-CZ-NH2	-6.33	117.14	120.30
1	ge	103	ASP	CB-CG-OD1	6.32	123.99	118.30
1	gC	215	MET	CG-SD-CE	-6.32	90.08	100.20
1	hV	3	VAL	CA-CB-CG1	6.32	120.39	110.90
1	ib	167	ARG	NH1-CZ-NH2	-6.32	112.44	119.40
1	jI	130	TYR	CG-CD1-CE1	-6.32	116.24	121.30
1	j3	229	ARG	NE-CZ-NH2	6.32	123.46	120.30
1	jo	167	ARG	NE-CZ-NH2	6.32	123.46	120.30
1	kj	169	TYR	CB-CG-CD1	-6.32	117.21	121.00
1	2q	130	TYR	CB-CG-CD1	6.32	124.79	121.00
1	3t	82	ARG	NE-CZ-NH2	6.32	123.46	120.30
1	3Y	167	ARG	NE-CZ-NH1	6.32	123.46	120.30
1	46	100	ARG	NE-CZ-NH2	-6.32	117.14	120.30
1	5u	162	ARG	CD-NE-CZ	6.32	132.45	123.60
1	6b	132	ARG	NE-CZ-NH2	-6.32	117.14	120.30
1	6B	169	TYR	CB-CG-CD1	-6.32	117.21	121.00
1	7b	32	PHE	CG-CD1-CE1	6.32	127.76	120.80
1	8O	130	TYR	CD1-CE1-CZ	-6.32	114.11	119.80
1	8Z	169	TYR	CB-CG-CD2	-6.32	117.21	121.00
1	a8	184	TRP	CH2-CZ2-CE2	6.32	123.72	117.40
1	bv	90	PRO	N-CA-CB	6.32	110.89	103.30
1	bR	58	THR	CA-CB-CG2	-6.32	103.55	112.40
1	c2	109	SER	CB-CA-C	6.32	122.12	110.10
1	cX	168	PHE	CB-CG-CD1	-6.32	116.37	120.80
1	dy	164	TYR	CG-CD1-CE1	-6.32	116.24	121.30
1	dJ	40	PHE	CB-CG-CD1	-6.32	116.37	120.80
1	ey	100	ARG	NH1-CZ-NH2	-6.32	112.44	119.40
1	eS	143	ARG	NE-CZ-NH2	6.32	123.46	120.30
1	fU	145	TYR	CZ-CE2-CD2	6.32	125.49	119.80
1	g3	145	TYR	CG-CD2-CE2	-6.32	116.24	121.30
1	ie	169	TYR	CB-CG-CD2	6.32	124.79	121.00
1	iw	32	PHE	CB-CG-CD2	-6.32	116.38	120.80
1	2b	226	HIS	CA-CB-CG	6.32	124.35	113.60

Continued on next page...

Continued from previous page...

Mol	Chain	Res	Type	Atoms	Z	Observed(°)	Ideal(°)
1	4v	68	MET	CG-SD-CE	-6.32	90.08	100.20
1	5Y	166	ASP	CB-CG-OD1	6.32	123.99	118.30
1	68	130	TYR	CB-CG-CD1	6.32	124.79	121.00
1	9s	27	VAL	CG1-CB-CG2	-6.32	100.78	110.90
1	9w	82	ARG	NE-CZ-NH1	6.32	123.46	120.30
1	am	95	GLN	CB-CA-C	-6.32	97.75	110.40
1	bj	167	ARG	NE-CZ-NH1	6.32	123.46	120.30
1	c9	40	PHE	CB-CG-CD1	-6.32	116.37	120.80
1	1d	174	ALA	CB-CA-C	6.32	119.58	110.10
1	cS	44	SER	N-CA-CB	6.32	119.98	110.50
1	fK	97	ARG	NH1-CZ-NH2	-6.32	112.45	119.40
1	fS	5	ASN	C-N-CA	6.32	137.50	121.70
1	H	82	ARG	NH1-CZ-NH2	-6.32	112.45	119.40
1	V	61	GLY	O-C-N	-6.32	112.58	122.70
1	gb	162	ARG	NE-CZ-NH2	-6.32	117.14	120.30
1	ia	162	ARG	NH1-CZ-NH2	6.32	126.35	119.40
1	in	132	ARG	NE-CZ-NH1	6.32	123.46	120.30
1	iT	169	TYR	CB-CG-CD2	6.32	124.79	121.00
1	js	95	GLN	N-CA-CB	6.32	121.98	110.60
1	jK	143	ARG	NE-CZ-NH2	-6.32	117.14	120.30
1	jR	4	GLN	N-CA-CB	6.32	121.97	110.60
1	jY	168	PHE	CB-CG-CD2	6.32	125.22	120.80
1	kr	65	ALA	CB-CA-C	6.32	119.58	110.10
1	lB	229	ARG	NE-CZ-NH2	-6.32	117.14	120.30
1	34	163	ASP	CB-CG-OD2	6.32	123.99	118.30
1	3X	181	VAL	CA-CB-CG1	-6.32	101.42	110.90
1	4p	130	TYR	CB-CG-CD1	6.32	124.79	121.00
1	4J	184	TRP	CB-CG-CD2	6.32	134.82	126.60
1	4P	184	TRP	CE3-CZ3-CH2	-6.32	114.25	121.20
1	51	169	TYR	CB-CG-CD1	6.32	124.79	121.00
1	5n	97	ARG	NE-CZ-NH2	6.32	123.46	120.30
1	65	164	TYR	CB-CG-CD2	-6.32	117.21	121.00
1	6j	216	THR	CA-CB-CG2	-6.32	103.55	112.40
1	8H	168	PHE	CB-CG-CD2	-6.32	116.38	120.80
1	9a	103	ASP	CB-CG-OD2	6.32	123.99	118.30
1	ck	169	TYR	CB-CG-CD1	-6.32	117.21	121.00
1	d0	66	MET	O-C-N	-6.32	112.59	122.70
1	dG	145	TYR	CB-CG-CD1	6.32	124.79	121.00
1	dT	161	PHE	CB-CG-CD1	-6.32	116.38	120.80
1	eg	184	TRP	CB-CG-CD1	-6.32	118.78	127.00
1	et	191	VAL	CG1-CB-CG2	-6.32	100.79	110.90
1	eE	143	ARG	NE-CZ-NH2	6.32	123.46	120.30

Continued on next page...

Continued from previous page...

Mol	Chain	Res	Type	Atoms	Z	Observed(°)	Ideal(°)
1	f9	145	TYR	CZ-CE2-CD2	-6.32	114.11	119.80
1	fs	173	ARG	NE-CZ-NH2	-6.32	117.14	120.30
1	fz	144	MET	CG-SD-CE	-6.32	90.09	100.20
1	fG	40	PHE	CB-CG-CD1	-6.32	116.38	120.80
1	g2	18	ARG	NH1-CZ-NH2	-6.32	112.45	119.40
1	h0	130	TYR	CB-CG-CD2	-6.32	117.21	121.00
1	iT	152	ASP	CB-CG-OD1	6.32	123.99	118.30
1	1V	100	ARG	NE-CZ-NH1	6.32	123.46	120.30
1	1V	164	TYR	CG-CD1-CE1	-6.32	116.25	121.30
1	jn	200	THR	CA-CB-CG2	-6.32	103.55	112.40
1	k2	42	ALA	N-CA-CB	-6.32	101.25	110.10
1	kX	136	LEU	O-C-N	-6.32	112.46	123.20
1	lQ	68	MET	CG-SD-CE	-6.32	90.09	100.20
1	43	197	ASP	CB-CG-OD2	6.32	123.99	118.30
1	4V	59	VAL	CA-CB-CG1	6.32	120.38	110.90
1	bv	23	TRP	CE3-CZ3-CH2	6.32	128.15	121.20
1	bv	119	THR	CA-CB-CG2	-6.32	103.55	112.40
1	bA	169	TYR	CB-CG-CD1	-6.32	117.21	121.00
1	dj	161	PHE	CB-CG-CD1	-6.32	116.38	120.80
1	fZ	23	TRP	CB-CG-CD1	-6.32	118.78	127.00
1	Q	198	CYS	O-C-N	-6.32	112.59	122.70
1	U	144	MET	CG-SD-CE	-6.32	90.09	100.20
1	iI	161	PHE	CB-CG-CD2	6.32	125.22	120.80
1	j4	184	TRP	CE2-CD2-CG	-6.32	102.25	107.30
1	k8	47	ALA	CB-CA-C	6.32	119.58	110.10
1	k9	164	TYR	CB-CG-CD1	-6.32	117.21	121.00
1	l1	93	PRO	C-N-CA	6.32	135.57	122.30
1	lA	173	ARG	NE-CZ-NH2	6.32	123.46	120.30
1	3t	169	TYR	CB-CG-CD1	6.32	124.79	121.00
1	4o	185	MET	CG-SD-CE	-6.32	90.09	100.20
1	5D	167	ARG	NE-CZ-NH2	6.32	123.46	120.30
1	5T	226	HIS	CA-CB-CG	6.32	124.34	113.60
1	6a	38	PRO	N-CA-CB	6.32	110.88	103.30
1	7F	143	ARG	CD-NE-CZ	6.32	132.44	123.60
1	7K	14	ALA	N-CA-CB	-6.32	101.26	110.10
1	8n	97	ARG	NE-CZ-NH1	6.32	123.46	120.30
1	91	130	TYR	CG-CD1-CE1	-6.32	116.25	121.30
1	aZ	14	ALA	N-CA-CB	-6.32	101.26	110.10
1	cz	114	GLN	O-C-N	-6.32	112.59	122.70
1	dG	212	GLU	OE1-CD-OE2	-6.32	115.72	123.30
1	1n	103	ASP	CB-CG-OD1	6.32	123.99	118.30
1	eM	229	ARG	CG-CD-NE	-6.32	98.53	111.80

Continued on next page...

Continued from previous page...

Mol	Chain	Res	Type	Atoms	Z	Observed(°)	Ideal(°)
1	fJ	108	THR	CA-CB-CG2	-6.32	103.56	112.40
1	h6	168	PHE	CB-CG-CD2	-6.32	116.38	120.80
1	hH	86	VAL	CA-CB-CG1	6.32	120.37	110.90
1	iW	173	ARG	NE-CZ-NH1	6.32	123.46	120.30
1	jx	100	ARG	NE-CZ-NH1	6.32	123.46	120.30
1	3f	66	MET	CG-SD-CE	-6.32	90.10	100.20
1	3W	110	THR	CA-CB-CG2	-6.32	103.56	112.40
1	4k	152	ASP	N-CA-CB	-6.32	99.23	110.60
1	5u	169	TYR	CB-CG-CD1	6.32	124.79	121.00
1	5H	145	TYR	CB-CG-CD1	6.32	124.79	121.00
1	6u	72	THR	CA-CB-CG2	6.32	121.24	112.40
1	7I	63	GLN	O-C-N	-6.32	112.59	122.70
1	87	108	THR	N-CA-CB	6.32	122.30	110.30
1	9d	184	TRP	CB-CG-CD2	-6.32	118.39	126.60
1	af	154	ARG	NE-CZ-NH2	6.32	123.46	120.30
1	aW	97	ARG	NH1-CZ-NH2	-6.32	112.45	119.40
1	bs	133	TRP	CB-CG-CD2	-6.32	118.39	126.60
1	cs	211	LEU	CB-CG-CD2	6.32	121.74	111.00
1	db	205	LEU	CB-CG-CD1	6.32	121.73	111.00
1	dZ	143	ARG	NE-CZ-NH1	6.32	123.46	120.30
1	el	143	ARG	NE-CZ-NH2	-6.32	117.14	120.30
1	fM	10	MET	CG-SD-CE	-6.32	90.09	100.20
1	g3	32	PHE	CB-CG-CD2	-6.32	116.38	120.80
1	u	229	ARG	NE-CZ-NH1	6.32	123.46	120.30
1	gD	173	ARG	NE-CZ-NH2	-6.31	117.14	120.30
1	h9	97	ARG	NH1-CZ-NH2	-6.31	112.45	119.40
1	iK	161	PHE	CB-CG-CD1	6.31	125.22	120.80
1	iX	86	VAL	CA-CB-CG1	-6.31	101.43	110.90
1	2r	133	TRP	CD1-CG-CD2	-6.31	101.25	106.30
1	2y	197	ASP	CB-CG-OD1	-6.31	112.62	118.30
1	3R	176	GLN	N-CA-CB	6.31	121.97	110.60
1	91	168	PHE	CZ-CE2-CD2	-6.31	112.52	120.10
1	aJ	77	ALA	N-CA-CB	-6.31	101.26	110.10
1	16	165	VAL	CA-CB-CG2	-6.31	101.43	110.90
1	bg	209	ALA	N-CA-CB	-6.31	101.26	110.10
1	bi	149	SER	N-CA-CB	6.31	119.97	110.50
1	d7	166	ASP	CB-CG-OD1	6.31	123.98	118.30
1	G	175	GLU	OE1-CD-OE2	-6.31	115.72	123.30
1	gL	44	SER	O-C-N	-6.31	112.60	122.70
1	hF	164	TYR	CB-CG-CD1	6.31	124.79	121.00
1	ib	18	ARG	NE-CZ-NH1	6.31	123.46	120.30
1	iP	130	TYR	CB-CG-CD1	6.31	124.79	121.00

Continued on next page...

Continued from previous page...

Mol	Chain	Res	Type	Atoms	Z	Observed(°)	Ideal(°)
1	jO	185	MET	CG-SD-CE	-6.31	90.10	100.20
1	kh	32	PHE	CB-CG-CD1	-6.31	116.38	120.80
1	2T	143	ARG	NH1-CZ-NH2	-6.31	112.45	119.40
1	3V	105	ALA	CB-CA-C	6.31	119.57	110.10
1	a6	97	ARG	NE-CZ-NH1	6.31	123.46	120.30
1	b6	18	ARG	NE-CZ-NH2	6.31	123.46	120.30
1	bC	48	THR	CA-CB-CG2	-6.31	103.56	112.40
1	cB	168	PHE	CB-CG-CD1	-6.31	116.38	120.80
1	lg	143	ARG	NH1-CZ-NH2	-6.31	112.46	119.40
1	dJ	130	TYR	CB-CG-CD1	-6.31	117.21	121.00
1	fl	216	THR	CA-CB-CG2	-6.31	103.56	112.40
1	fY	169	TYR	CB-CG-CD1	6.31	124.79	121.00
1	p	208	ALA	CB-CA-C	6.31	119.57	110.10
1	r	164	TYR	CB-CG-CD2	-6.31	117.21	121.00
1	gZ	117	TRP	CD1-CG-CD2	-6.31	101.25	106.30
1	hU	15	ILE	O-C-N	-6.31	112.60	122.70
1	jZ	180	GLU	OE1-CD-OE2	-6.31	115.73	123.30
1	4Y	82	ARG	NE-CZ-NH2	-6.31	117.14	120.30
1	55	228	ALA	N-CA-CB	-6.31	101.27	110.10
1	8O	179	GLN	O-C-N	-6.31	112.60	122.70
1	8Z	229	ARG	NE-CZ-NH1	6.31	123.46	120.30
1	9i	161	PHE	CG-CD2-CE2	6.31	127.74	120.80
1	ax	14	ALA	N-CA-CB	-6.31	101.27	110.10
1	b6	65	ALA	N-CA-CB	-6.31	101.27	110.10
1	bq	145	TYR	CB-CG-CD1	-6.31	117.21	121.00
1	bL	32	PHE	CB-CG-CD1	-6.31	116.38	120.80
1	hf	191	VAL	CG1-CB-CG2	6.31	121.00	110.90
1	iq	117	TRP	CB-CG-CD1	-6.31	118.80	127.00
1	1R	167	ARG	NH1-CZ-NH2	-6.31	112.46	119.40
1	j4	100	ARG	NE-CZ-NH2	-6.31	117.15	120.30
1	jj	103	ASP	CB-CG-OD2	6.31	123.98	118.30
1	jS	117	TRP	CB-CG-CD1	6.31	135.20	127.00
1	l4	97	ARG	NE-CZ-NH1	6.31	123.45	120.30
1	28	197	ASP	CB-CG-OD2	6.31	123.98	118.30
1	lE	10	MET	CA-CB-CG	6.31	124.03	113.30
1	2Z	197	ASP	CB-CG-OD1	6.31	123.98	118.30
1	3X	230	VAL	CA-CB-CG2	-6.31	101.44	110.90
1	40	145	TYR	CB-CG-CD2	-6.31	117.21	121.00
1	43	107	THR	CA-CB-CG2	-6.31	103.56	112.40
1	4z	117	TRP	CG-CD2-CE3	-6.31	128.22	133.90
1	57	154	ARG	NH1-CZ-NH2	-6.31	112.46	119.40
1	5H	229	ARG	NE-CZ-NH2	-6.31	117.14	120.30

Continued on next page...

Continued from previous page...

Mol	Chain	Res	Type	Atoms	Z	Observed(°)	Ideal(°)
1	78	133	TRP	CB-CG-CD2	-6.31	118.40	126.60
1	aP	97	ARG	NH1-CZ-NH2	6.31	126.34	119.40
1	b1	130	TYR	CB-CG-CD1	-6.31	117.21	121.00
1	18	7	GLN	C-N-CA	6.31	135.55	122.30
1	c0	162	ARG	NE-CZ-NH1	6.31	123.45	120.30
1	d7	70	LYS	O-C-N	-6.31	112.60	122.70
1	1q	32	PHE	CA-CB-CG	-6.31	98.76	113.90
1	eG	103	ASP	CB-CG-OD1	6.31	123.98	118.30
1	fR	168	PHE	CB-CG-CD1	-6.31	116.38	120.80
1	fX	187	GLU	OE1-CD-OE2	6.31	130.87	123.30
1	6	161	PHE	CB-CG-CD2	6.31	125.22	120.80
1	gP	96	MET	CG-SD-CE	-6.31	90.11	100.20
1	gP	173	ARG	NE-CZ-NH2	-6.31	117.15	120.30
1	hH	169	TYR	CB-CG-CD2	-6.31	117.22	121.00
1	hN	168	PHE	CB-CG-CD2	6.31	125.22	120.80
1	kd	68	MET	CG-SD-CE	-6.31	90.11	100.20
1	kL	10	MET	CG-SD-CE	-6.31	90.11	100.20
1	lF	152	ASP	CB-CG-OD2	6.31	123.98	118.30
1	lR	45	GLU	OE1-CD-OE2	-6.31	115.73	123.30
1	3w	229	ARG	NE-CZ-NH2	-6.31	117.15	120.30
1	4W	23	TRP	CH2-CZ2-CE2	6.31	123.71	117.40
1	5M	81	ASP	CB-CG-OD2	-6.31	112.62	118.30
1	6V	168	PHE	CB-CG-CD2	-6.31	116.38	120.80
1	7Z	14	ALA	N-CA-CB	-6.31	101.27	110.10
1	8a	23	TRP	CE3-CZ3-CH2	6.31	128.14	121.20
1	95	96	MET	CG-SD-CE	-6.31	90.11	100.20
1	9C	36	VAL	N-CA-CB	6.31	125.38	111.50
1	9X	144	MET	CG-SD-CE	-6.31	90.11	100.20
1	al	214	MET	CG-SD-CE	-6.31	90.11	100.20
1	ay	119	THR	CA-CB-CG2	-6.31	103.57	112.40
1	1e	24	VAL	CA-CB-CG2	-6.31	101.44	110.90
1	dj	16	SER	N-CA-CB	-6.31	101.04	110.50
1	dY	166	ASP	O-C-N	-6.31	112.61	122.70
1	i	40	PHE	CB-CG-CD2	6.31	125.22	120.80
1	K	100	ARG	NH1-CZ-NH2	-6.31	112.46	119.40
1	gD	164	TYR	CB-CG-CD2	-6.31	117.22	121.00
1	1X	1	PRO	CA-N-CD	-6.31	102.67	111.50
1	jV	100	ARG	CD-NE-CZ	6.31	132.43	123.60
1	2t	193	ASN	O-C-N	-6.31	112.61	122.70
1	8s	169	TYR	CB-CG-CD2	-6.31	117.22	121.00
1	a3	82	ARG	NE-CZ-NH1	6.31	123.45	120.30
1	cx	184	TRP	CD1-CG-CD2	6.31	111.34	106.30

Continued on next page...

Continued from previous page...

Mol	Chain	Res	Type	Atoms	Z	Observed(°)	Ideal(°)
1	eF	19	THR	CA-CB-CG2	6.31	121.23	112.40
1	hw	18	ARG	NH1-CZ-NH2	-6.30	112.47	119.40
1	hL	132	ARG	NE-CZ-NH1	6.30	123.45	120.30
1	1U	167	ARG	NH1-CZ-NH2	-6.30	112.47	119.40
1	3F	86	VAL	CA-CB-CG2	-6.30	101.44	110.90
1	4Y	204	ALA	N-CA-CB	-6.30	101.27	110.10
1	4Z	161	PHE	CB-CG-CD1	-6.30	116.39	120.80
1	5l	132	ARG	NE-CZ-NH1	-6.30	117.15	120.30
1	9c	27	VAL	CG1-CB-CG2	-6.30	100.81	110.90
1	9i	161	PHE	CB-CG-CD2	-6.30	116.39	120.80
1	ba	197	ASP	CB-CG-OD2	6.30	123.97	118.30
1	cc	144	MET	CG-SD-CE	-6.30	90.11	100.20
1	ci	108	THR	CA-CB-CG2	-6.30	103.57	112.40
1	cz	117	TRP	CE3-CZ3-CH2	6.30	128.13	121.20
1	cT	221	VAL	O-C-N	-6.30	112.48	123.20
1	dm	164	TYR	CB-CG-CD1	-6.30	117.22	121.00
1	dQ	197	ASP	CB-CG-OD2	-6.30	112.63	118.30
1	eH	157	PRO	N-CA-CB	-6.30	95.67	102.60
1	fP	173	ARG	NE-CZ-NH2	-6.30	117.15	120.30
1	ir	214	MET	CG-SD-CE	-6.30	90.12	100.20
1	ju	142	VAL	CA-CB-CG1	6.30	120.35	110.90
1	jJ	186	THR	CA-CB-CG2	-6.30	103.58	112.40
1	k8	55	MET	CG-SD-CE	-6.30	90.12	100.20
1	ke	29	GLU	OE1-CD-OE2	-6.30	115.74	123.30
1	ko	132	ARG	NE-CZ-NH2	-6.30	117.15	120.30
1	lN	3	VAL	C-N-CA	6.30	137.46	121.70
1	2f	42	ALA	CB-CA-C	-6.30	100.65	110.10
1	4o	152	ASP	CB-CG-OD1	6.30	123.97	118.30
1	4L	154	ARG	NH1-CZ-NH2	-6.30	112.47	119.40
1	5b	77	ALA	N-CA-CB	-6.30	101.28	110.10
1	8p	82	ARG	NE-CZ-NH2	-6.30	117.15	120.30
1	8Q	143	ARG	NE-CZ-NH2	-6.30	117.15	120.30
1	cY	200	THR	O-C-N	-6.30	112.61	122.70
1	eJ	55	MET	CG-SD-CE	-6.30	90.12	100.20
1	g7	23	TRP	CB-CG-CD2	6.30	134.79	126.60
1	hq	186	THR	CA-CB-CG2	-6.30	103.58	112.40
1	iN	100	ARG	NE-CZ-NH2	-6.30	117.15	120.30
1	iZ	105	ALA	N-CA-CB	6.30	118.92	110.10
1	j7	154	ARG	NE-CZ-NH1	6.30	123.45	120.30
1	kH	50	GLN	O-C-N	-6.30	112.62	122.70
1	kT	145	TYR	CG-CD1-CE1	-6.30	116.26	121.30
1	kY	183	ASN	O-C-N	-6.30	112.62	122.70

Continued on next page...

Continued from previous page...

Mol	Chain	Res	Type	Atoms	Z	Observed(°)	Ideal(°)
1	2g	166	ASP	CB-CG-OD2	-6.30	112.63	118.30
1	2t	107	THR	CA-CB-CG2	-6.30	103.58	112.40
1	4w	145	TYR	CB-CG-CD2	6.30	124.78	121.00
1	6E	145	TYR	CG-CD2-CE2	6.30	126.34	121.30
1	6X	82	ARG	NE-CZ-NH1	6.30	123.45	120.30
1	8d	139	ASN	CB-CA-C	6.30	123.00	110.40
1	9H	190	LEU	O-C-N	-6.30	112.62	122.70
1	ax	221	VAL	CA-CB-CG1	-6.30	101.45	110.90
1	bk	143	ARG	NE-CZ-NH1	6.30	123.45	120.30
1	bk	165	VAL	CA-CB-CG1	6.30	120.35	110.90
1	1c	216	THR	CA-CB-CG2	-6.30	103.58	112.40
1	dq	96	MET	CG-SD-CE	-6.30	90.12	100.20
1	dz	166	ASP	N-CA-CB	-6.30	99.26	110.60
1	e8	130	TYR	CB-CG-CD1	6.30	124.78	121.00
1	fN	115	ILE	O-C-N	-6.30	112.49	123.20
1	p	40	PHE	CB-CG-CD1	6.30	125.21	120.80
1	gG	36	VAL	CA-CB-CG2	6.30	120.35	110.90
1	ht	118	MET	CG-SD-CE	6.30	110.28	100.20
1	hA	215	MET	CB-CA-C	-6.30	97.80	110.40
1	hF	145	TYR	CB-CG-CD2	-6.30	117.22	121.00
1	1M	130	TYR	CZ-CE2-CD2	-6.30	114.13	119.80
1	hY	132	ARG	NE-CZ-NH2	6.30	123.45	120.30
1	i0	54	THR	CA-CB-CG2	-6.30	103.58	112.40
1	j4	184	TRP	CB-CG-CD1	-6.30	118.81	127.00
1	jC	229	ARG	NH1-CZ-NH2	-6.30	112.47	119.40
1	lD	103	ASP	CB-CG-OD2	6.30	123.97	118.30
1	2q	169	TYR	CB-CG-CD1	-6.30	117.22	121.00
1	36	184	TRP	CZ3-CH2-CZ2	-6.30	114.04	121.60
1	3p	43	LEU	CB-CG-CD2	6.30	121.71	111.00
1	67	10	MET	N-CA-CB	6.30	121.94	110.60
1	6D	130	TYR	CB-CG-CD2	-6.30	117.22	121.00
1	7h	184	TRP	CB-CG-CD2	6.30	134.79	126.60
1	7w	197	ASP	CB-CG-OD2	-6.30	112.63	118.30
1	8n	130	TYR	CB-CG-CD1	6.30	124.78	121.00
1	9S	107	THR	CA-CB-CG2	-6.30	103.58	112.40
1	aZ	229	ARG	NH1-CZ-NH2	-6.30	112.47	119.40
1	bl	169	TYR	CD1-CE1-CZ	6.30	125.47	119.80
1	1d	18	ARG	NE-CZ-NH2	6.30	123.45	120.30
1	ch	96	MET	CG-SD-CE	-6.30	90.12	100.20
1	dV	47	ALA	N-CA-CB	6.30	118.92	110.10
1	ey	26	VAL	CA-CB-CG1	6.30	120.35	110.90
1	eT	38	PRO	O-C-N	-6.30	112.62	122.70

Continued on next page...

Continued from previous page...

Mol	Chain	Res	Type	Atoms	Z	Observed(°)	Ideal(°)
1	f6	81	ASP	CB-CG-OD1	6.30	123.97	118.30
1	fS	55	MET	CG-SD-CE	-6.30	90.12	100.20
1	jw	117	TRP	CH2-CZ2-CE2	6.30	123.70	117.40
1	jZ	18	ARG	NE-CZ-NH1	-6.30	117.15	120.30
1	kE	164	TYR	CB-CG-CD1	-6.30	117.22	121.00
1	kL	40	PHE	CB-CG-CD2	6.30	125.21	120.80
1	8h	100	ARG	NE-CZ-NH2	-6.30	117.15	120.30
1	9m	167	ARG	NE-CZ-NH2	-6.30	117.15	120.30
1	aD	130	TYR	CB-CG-CD2	-6.30	117.22	121.00
1	b5	23	TRP	CA-CB-CG	6.30	125.67	113.70
1	dp	184	TRP	CH2-CZ2-CE2	6.30	123.70	117.40
1	dS	24	VAL	CG1-CB-CG2	-6.30	100.82	110.90
1	eD	229	ARG	NE-CZ-NH1	6.30	123.45	120.30
1	fl	81	ASP	CB-CG-OD2	-6.30	112.63	118.30
1	gC	97	ARG	NE-CZ-NH1	6.30	123.45	120.30
1	h2	51	ASP	CB-CG-OD2	-6.30	112.63	118.30
1	iG	143	ARG	NE-CZ-NH2	6.30	123.45	120.30
1	jR	130	TYR	CD1-CE1-CZ	-6.30	114.13	119.80
1	jZ	82	ARG	CD-NE-CZ	6.30	132.42	123.60
1	k8	169	TYR	CB-CG-CD1	6.30	124.78	121.00
1	kU	230	VAL	CA-CB-CG1	-6.30	101.46	110.90
1	kV	162	ARG	NE-CZ-NH1	6.30	123.45	120.30
1	2w	145	TYR	CB-CG-CD1	6.30	124.78	121.00
1	2T	168	PHE	CB-CG-CD2	-6.30	116.39	120.80
1	33	148	THR	N-CA-CB	6.30	122.26	110.30
1	38	188	THR	CA-CB-CG2	-6.30	103.59	112.40
1	39	184	TRP	CA-CB-CG	6.30	125.66	113.70
1	46	76	GLU	OE1-CD-OE2	-6.30	115.74	123.30
1	57	23	TRP	CZ3-CH2-CZ2	-6.30	114.05	121.60
1	5l	173	ARG	NE-CZ-NH2	6.30	123.45	120.30
1	5Q	86	VAL	CA-CB-CG2	-6.30	101.45	110.90
1	6f	173	ARG	NE-CZ-NH1	6.30	123.45	120.30
1	6r	174	ALA	N-CA-CB	6.30	118.92	110.10
1	8b	213	GLU	O-C-N	-6.30	112.62	122.70
1	8s	164	TYR	CB-CG-CD2	-6.30	117.22	121.00
1	8t	132	ARG	NH1-CZ-NH2	-6.30	112.47	119.40
1	8I	130	TYR	CB-CG-CD2	-6.30	117.22	121.00
1	96	117	TRP	NE1-CE2-CD2	6.30	113.60	107.30
1	a1	176	GLN	O-C-N	-6.30	112.62	122.70
1	a6	18	ARG	NE-CZ-NH2	-6.30	117.15	120.30
1	a7	40	PHE	CB-CG-CD1	-6.30	116.39	120.80
1	aR	164	TYR	CB-CG-CD1	-6.30	117.22	121.00

Continued on next page...

Continued from previous page...

Mol	Chain	Res	Type	Atoms	Z	Observed(°)	Ideal(°)
1	b7	132	ARG	NE-CZ-NH2	-6.30	117.15	120.30
1	1e	57	ASN	O-C-N	-6.30	112.62	122.70
1	cI	166	ASP	CA-CB-CG	6.30	127.25	113.40
1	f0	68	MET	CG-SD-CE	-6.30	90.13	100.20
1	O	230	VAL	O-C-N	6.30	132.77	122.70
1	gl	167	ARG	NH1-CZ-NH2	-6.29	112.48	119.40
1	jJ	164	TYR	CB-CG-CD1	-6.29	117.22	121.00
1	kb	230	VAL	CA-CB-CG1	-6.29	101.46	110.90
1	2B	105	ALA	CB-CA-C	-6.29	100.66	110.10
1	32	176	GLN	O-C-N	-6.29	112.63	122.70
1	40	200	THR	O-C-N	-6.29	112.63	122.70
1	5d	169	TYR	CB-CG-CD2	-6.29	117.22	121.00
1	5R	132	ARG	NE-CZ-NH1	6.29	123.45	120.30
1	7N	169	TYR	CG-CD1-CE1	-6.29	116.26	121.30
1	8q	200	THR	O-C-N	-6.29	112.63	122.70
1	8N	133	TRP	CE2-CD2-CE3	-6.29	111.15	118.70
1	17	7	GLN	CG-CD-OE1	-6.29	109.01	121.60
1	dI	29	GLU	OE1-CD-OE2	-6.29	115.75	123.30
1	dR	72	THR	CA-CB-CG2	6.29	121.21	112.40
1	ef	81	ASP	CB-CG-OD1	6.29	123.97	118.30
1	fF	162	ARG	N-CA-CB	6.29	121.93	110.60
1	iA	109	SER	N-CA-CB	6.29	119.94	110.50
1	iL	154	ARG	NH1-CZ-NH2	-6.29	112.48	119.40
1	jh	167	ARG	NH1-CZ-NH2	-6.29	112.48	119.40
1	kR	229	ARG	NH1-CZ-NH2	-6.29	112.48	119.40
1	ll	168	PHE	CB-CG-CD1	-6.29	116.39	120.80
1	ly	133	TRP	CB-CG-CD1	6.29	135.18	127.00
1	2P	35	GLU	O-C-N	-6.29	112.63	122.70
1	2U	119	THR	CA-CB-CG2	-6.29	103.59	112.40
1	2W	197	ASP	CB-CG-OD1	-6.29	112.64	118.30
1	2Y	167	ARG	NE-CZ-NH2	-6.29	117.15	120.30
1	32	217	ALA	N-CA-CB	-6.29	101.29	110.10
1	4a	130	TYR	CZ-CE2-CD2	6.29	125.46	119.80
1	4K	152	ASP	CB-CG-OD1	6.29	123.96	118.30
1	56	191	VAL	CA-CB-CG1	6.29	120.34	110.90
1	71	82	ARG	NH1-CZ-NH2	-6.29	112.48	119.40
1	77	80	TRP	CB-CG-CD2	-6.29	118.42	126.60
1	bZ	23	TRP	CE2-CD2-CG	-6.29	102.26	107.30
1	ca	147	PRO	N-CA-C	6.29	128.46	112.10
1	h	103	ASP	CB-CG-OD2	-6.29	112.64	118.30
1	z	96	MET	N-CA-CB	-6.29	99.27	110.60
1	gh	154	ARG	NE-CZ-NH1	6.29	123.44	120.30

Continued on next page...

Continued from previous page...

Mol	Chain	Res	Type	Atoms	Z	Observed(°)	Ideal(°)
1	gy	167	ARG	NH1-CZ-NH2	-6.29	112.48	119.40
1	gO	35	GLU	OE1-CD-OE2	-6.29	115.75	123.30
1	hh	169	TYR	N-CA-CB	6.29	121.92	110.60
1	hR	82	ARG	NE-CZ-NH2	-6.29	117.16	120.30
1	kv	26	VAL	CG1-CB-CG2	-6.29	100.83	110.90
1	ky	174	ALA	N-CA-CB	-6.29	101.29	110.10
1	kN	43	LEU	CB-CG-CD2	6.29	121.70	111.00
1	kZ	167	ARG	NE-CZ-NH2	6.29	123.45	120.30
1	3A	118	MET	CG-SD-CE	-6.29	90.13	100.20
1	5p	197	ASP	CB-CG-OD2	-6.29	112.64	118.30
1	65	32	PHE	CG-CD1-CE1	-6.29	113.88	120.80
1	7J	130	TYR	CZ-CE2-CD2	-6.29	114.14	119.80
1	ad	82	ARG	NE-CZ-NH2	-6.29	117.15	120.30
1	aL	123	PRO	N-CD-CG	6.29	112.64	103.20
1	aQ	133	TRP	CB-CG-CD2	-6.29	118.42	126.60
1	bN	97	ARG	NE-CZ-NH2	6.29	123.45	120.30
1	bY	144	MET	CG-SD-CE	-6.29	90.13	100.20
1	c9	132	ARG	CD-NE-CZ	6.29	132.41	123.60
1	cm	29	GLU	OE1-CD-OE2	-6.29	115.75	123.30
1	d4	109	SER	N-CA-CB	6.29	119.94	110.50
1	fD	119	THR	CA-CB-CG2	-6.29	103.59	112.40
1	fQ	54	THR	CA-CB-CG2	6.29	121.21	112.40
1	fY	20	LEU	CB-CG-CD1	-6.29	100.31	111.00
1	gM	167	ARG	NH1-CZ-NH2	-6.29	112.48	119.40
1	hE	55	MET	CA-CB-CG	6.29	123.99	113.30
1	k8	132	ARG	NH1-CZ-NH2	-6.29	112.48	119.40
1	5P	194	ALA	N-CA-CB	6.29	118.91	110.10
1	94	18	ARG	NE-CZ-NH1	6.29	123.44	120.30
1	9W	164	TYR	CB-CG-CD1	-6.29	117.23	121.00
1	an	92	GLU	CA-C-O	-6.29	106.89	120.10
1	12	143	ARG	NE-CZ-NH2	-6.29	117.16	120.30
1	c4	118	MET	CG-SD-CE	-6.29	90.14	100.20
1	dM	105	ALA	CB-CA-C	-6.29	100.67	110.10
1	eM	23	TRP	CB-CG-CD1	-6.29	118.82	127.00
1	fn	164	TYR	CG-CD2-CE2	-6.29	116.27	121.30
1	fR	197	ASP	CB-CG-OD2	6.29	123.96	118.30
1	g2	23	TRP	CD1-CG-CD2	-6.29	101.27	106.30
1	ga	229	ARG	NH1-CZ-NH2	-6.29	112.48	119.40
1	gW	186	THR	CA-CB-OG1	6.29	122.21	109.00
1	h6	145	TYR	CB-CG-CD1	6.29	124.77	121.00
1	hf	103	ASP	CB-CG-OD1	6.29	123.96	118.30
1	kq	40	PHE	CB-CG-CD1	6.29	125.20	120.80

Continued on next page...

Continued from previous page...

Mol	Chain	Res	Type	Atoms	Z	Observed(°)	Ideal(°)
1	2Y	215	MET	CG-SD-CE	-6.29	90.14	100.20
1	4r	128	GLU	OE1-CD-OE2	-6.29	115.75	123.30
1	60	43	LEU	CB-CG-CD1	6.29	121.69	111.00
1	67	59	VAL	CA-CB-CG1	6.29	120.33	110.90
1	6K	166	ASP	CB-CG-OD1	6.29	123.96	118.30
1	7K	92	GLU	OE1-CD-OE2	-6.29	115.75	123.30
1	80	100	ARG	NE-CZ-NH1	-6.29	117.16	120.30
1	8x	173	ARG	NE-CZ-NH1	6.29	123.44	120.30
1	9D	152	ASP	CB-CG-OD2	-6.29	112.64	118.30
1	9Y	72	THR	CA-CB-CG2	6.29	121.20	112.40
1	af	110	THR	CA-CB-CG2	-6.29	103.60	112.40
1	bX	29	GLU	O-C-N	-6.29	112.64	122.70
1	c3	126	VAL	O-C-N	-6.29	112.51	123.20
1	1c	132	ARG	NE-CZ-NH1	6.29	123.44	120.30
1	cW	169	TYR	CG-CD1-CE1	-6.29	116.27	121.30
1	dw	130	TYR	CB-CG-CD2	-6.29	117.23	121.00
1	e3	36	VAL	CG1-CB-CG2	-6.29	100.84	110.90
1	fs	164	TYR	CD1-CE1-CZ	-6.29	114.14	119.80
1	fz	130	TYR	CG-CD2-CE2	-6.29	116.27	121.30
1	fW	186	THR	CA-CB-CG2	6.29	121.20	112.40
1	F	80	TRP	CD1-NE1-CE2	-6.29	103.34	109.00
1	I	162	ARG	NE-CZ-NH2	-6.29	117.16	120.30
1	hN	133	TRP	CB-CG-CD2	-6.29	118.43	126.60
1	hT	167	ARG	NE-CZ-NH2	-6.29	117.16	120.30
1	iN	145	TYR	CB-CG-CD2	-6.29	117.23	121.00
1	3o	55	MET	CG-SD-CE	6.29	110.26	100.20
1	4u	152	ASP	CB-CG-OD1	6.29	123.96	118.30
1	5m	184	TRP	CB-CG-CD1	-6.29	118.83	127.00
1	67	100	ARG	NH1-CZ-NH2	-6.29	112.48	119.40
1	6h	179	GLN	CG-CD-OE1	-6.29	109.03	121.60
1	7A	44	SER	O-C-N	-6.29	112.64	122.70
1	8v	143	ARG	NH1-CZ-NH2	-6.29	112.48	119.40
1	9D	175	GLU	CA-C-O	6.29	133.30	120.10
1	aQ	14	ALA	O-C-N	-6.29	112.64	122.70
1	gy	184	TRP	CB-CG-CD2	6.29	134.77	126.60
1	gP	171	THR	N-CA-CB	6.29	122.24	110.30
1	iu	133	TRP	CB-CG-CD1	6.29	135.17	127.00
1	1U	18	ARG	NE-CZ-NH1	6.29	123.44	120.30
1	kg	82	ARG	NE-CZ-NH2	-6.29	117.16	120.30
1	kj	100	ARG	NE-CZ-NH2	-6.29	117.16	120.30
1	21	14	ALA	O-C-N	-6.29	112.64	122.70
1	kl	164	TYR	CB-CG-CD1	-6.29	117.23	121.00

Continued on next page...

Continued from previous page...

Mol	Chain	Res	Type	Atoms	Z	Observed(°)	Ideal(°)
1	lH	105	ALA	C-N-CA	6.29	135.50	122.30
1	lM	100	ARG	NE-CZ-NH2	-6.29	117.16	120.30
1	2u	76	GLU	OE1-CD-OE2	-6.29	115.76	123.30
1	37	11	VAL	CA-CB-CG2	-6.29	101.47	110.90
1	3y	110	THR	N-CA-CB	6.29	122.24	110.30
1	4u	145	TYR	CB-CG-CD1	6.29	124.77	121.00
1	4w	172	LEU	O-C-N	-6.29	112.64	122.70
1	5g	76	GLU	O-C-N	-6.29	112.64	122.70
1	5m	81	ASP	O-C-N	-6.29	112.64	122.70
1	5s	164	TYR	CB-CG-CD1	6.29	124.77	121.00
1	7C	154	ARG	NE-CZ-NH2	6.29	123.44	120.30
1	7E	82	ARG	NE-CZ-NH2	6.29	123.44	120.30
1	8l	132	ARG	NE-CZ-NH1	6.29	123.44	120.30
1	99	47	ALA	N-CA-CB	-6.29	101.30	110.10
1	9N	195	ASN	CB-CA-C	6.29	122.97	110.40
1	ah	18	ARG	NE-CZ-NH2	6.29	123.44	120.30
1	bo	82	ARG	NE-CZ-NH1	6.29	123.44	120.30
1	c2	99	PRO	N-CD-CG	6.29	112.63	103.20
1	ec	144	MET	CA-CB-CG	6.29	123.99	113.30
1	f8	66	MET	CA-CB-CG	6.29	123.99	113.30
1	fz	167	ARG	NH1-CZ-NH2	-6.29	112.49	119.40
1	fS	164	TYR	CB-CG-CD2	6.29	124.77	121.00
1	W	133	TRP	CB-CG-CD2	6.29	134.77	126.60
1	gw	51	ASP	CB-CG-OD2	6.28	123.95	118.30
1	hb	184	TRP	CD1-CG-CD2	-6.28	101.27	106.30
1	hr	188	THR	N-CA-CB	6.28	122.24	110.30
1	jC	204	ALA	N-CA-CB	-6.28	101.30	110.10
1	jP	144	MET	CG-SD-CE	-6.28	90.15	100.20
1	k0	100	ARG	NE-CZ-NH2	6.28	123.44	120.30
1	ke	3	VAL	CA-CB-CG1	6.28	120.33	110.90
1	kj	97	ARG	NE-CZ-NH2	-6.28	117.16	120.30
1	ls	80	TRP	CB-CG-CD1	6.28	135.17	127.00
1	2z	82	ARG	NE-CZ-NH1	-6.28	117.16	120.30
1	35	160	PRO	N-CA-CB	-6.28	95.69	102.60
1	4j	216	THR	CA-CB-CG2	-6.28	103.60	112.40
1	5k	32	PHE	CB-CG-CD2	-6.28	116.40	120.80
1	7n	128	GLU	OE1-CD-OE2	6.28	130.84	123.30
1	7G	100	ARG	NE-CZ-NH2	6.28	123.44	120.30
1	8a	164	TYR	CB-CG-CD2	6.28	124.77	121.00
1	8S	66	MET	CG-SD-CE	-6.28	90.15	100.20
1	9w	106	GLY	O-C-N	-6.28	112.64	122.70
1	aQ	164	TYR	CG-CD1-CE1	-6.28	116.27	121.30

Continued on next page...

Continued from previous page...

Mol	Chain	Res	Type	Atoms	Z	Observed(°)	Ideal(°)
1	bb	100	ARG	NH1-CZ-NH2	-6.28	112.49	119.40
1	bq	167	ARG	NE-CZ-NH2	-6.28	117.16	120.30
1	bv	152	ASP	CB-CG-OD1	-6.28	112.64	118.30
1	c3	168	PHE	CB-CG-CD1	6.28	125.20	120.80
1	1d	154	ARG	NE-CZ-NH2	-6.28	117.16	120.30
1	cB	143	ARG	NE-CZ-NH2	6.28	123.44	120.30
1	d3	47	ALA	N-CA-CB	6.28	118.90	110.10
1	dn	175	GLU	OE1-CD-OE2	-6.28	115.76	123.30
1	dD	133	TRP	CD1-CG-CD2	6.28	111.33	106.30
1	eE	161	PHE	CB-CG-CD1	-6.28	116.40	120.80
1	fU	145	TYR	CB-CG-CD2	6.28	124.77	121.00
1	kJ	74	ASN	O-C-N	-6.28	112.65	122.70
1	2g	109	SER	N-CA-CB	6.28	119.92	110.50
1	2z	143	ARG	NE-CZ-NH2	-6.28	117.16	120.30
1	5Z	168	PHE	CB-CG-CD1	-6.28	116.40	120.80
1	6h	169	TYR	CB-CG-CD2	6.28	124.77	121.00
1	aB	82	ARG	NE-CZ-NH2	-6.28	117.16	120.30
1	eG	188	THR	O-C-N	-6.28	112.65	122.70
1	h7	184	TRP	CB-CG-CD1	-6.28	118.83	127.00
1	i1	43	LEU	O-C-N	-6.28	112.65	122.70
1	iK	169	TYR	CB-CG-CD2	6.28	124.77	121.00
1	iN	117	TRP	CD1-CG-CD2	6.28	111.33	106.30
1	jd	58	THR	CA-CB-CG2	-6.28	103.61	112.40
1	jm	118	MET	CG-SD-CE	6.28	110.25	100.20
1	jn	154	ARG	N-CA-CB	-6.28	99.30	110.60
1	jO	23	TRP	CD1-CG-CD2	6.28	111.32	106.30
1	kk	138	LEU	CB-CA-C	6.28	122.13	110.20
1	3J	23	TRP	CD1-CG-CD2	-6.28	101.28	106.30
1	4x	145	TYR	CB-CG-CD2	-6.28	117.23	121.00
1	6h	82	ARG	NE-CZ-NH1	6.28	123.44	120.30
1	7S	184	TRP	CE2-CD2-CG	6.28	112.32	107.30
1	9b	19	THR	CA-CB-CG2	-6.28	103.61	112.40
1	a0	155	GLN	O-C-N	-6.28	112.52	123.20
1	10	97	ARG	NH1-CZ-NH2	-6.28	112.49	119.40
1	ab	165	VAL	CA-CB-CG2	-6.28	101.48	110.90
1	11	200	THR	CA-CB-CG2	6.28	121.19	112.40
1	bX	31	ALA	CB-CA-C	-6.28	100.68	110.10
1	ck	152	ASP	CB-CG-OD1	-6.28	112.65	118.30
1	co	79	GLU	OE1-CD-OE2	-6.28	115.76	123.30
1	cp	142	VAL	CA-CB-CG2	-6.28	101.48	110.90
1	cD	80	TRP	CG-CD2-CE3	6.28	139.55	133.90
1	d3	161	PHE	CB-CG-CD2	6.28	125.20	120.80

Continued on next page...

Continued from previous page...

Mol	Chain	Res	Type	Atoms	Z	Observed(°)	Ideal(°)
1	1m	145	TYR	CG-CD2-CE2	6.28	126.32	121.30
1	g5	22	ALA	O-C-N	-6.28	112.65	122.70
1	e	133	TRP	O-C-N	-6.28	112.65	122.70
1	o	51	ASP	CB-CG-OD1	6.28	123.95	118.30
1	w	164	TYR	CB-CG-CD2	6.28	124.77	121.00
1	6	68	MET	CG-SD-CE	-6.28	90.15	100.20
1	hY	155	GLN	C-N-CA	6.28	135.49	122.30
1	iS	24	VAL	CG1-CB-CG2	-6.28	100.85	110.90
1	3C	117	TRP	NE1-CE2-CD2	6.28	113.58	107.30
1	4i	190	LEU	CB-CG-CD2	6.28	121.67	111.00
1	4X	81	ASP	CB-CG-OD2	6.28	123.95	118.30
1	61	229	ARG	NE-CZ-NH1	6.28	123.44	120.30
1	75	117	TRP	CD1-NE1-CE2	6.28	114.65	109.00
1	7n	173	ARG	NE-CZ-NH2	-6.28	117.16	120.30
1	7z	162	ARG	NE-CZ-NH2	-6.28	117.16	120.30
1	9A	50	GLN	CA-CB-CG	6.28	127.21	113.40
1	am	145	TYR	CG-CD1-CE1	6.28	126.32	121.30
1	as	177	ALA	N-CA-CB	-6.28	101.31	110.10
1	1d	213	GLU	OE1-CD-OE2	-6.28	115.77	123.30
1	cv	161	PHE	CB-CG-CD2	6.28	125.19	120.80
1	dD	82	ARG	NE-CZ-NH1	6.28	123.44	120.30
1	eB	97	ARG	NE-CZ-NH1	6.28	123.44	120.30
1	fW	143	ARG	NH1-CZ-NH2	-6.28	112.49	119.40
1	1F	162	ARG	NH1-CZ-NH2	-6.28	112.50	119.40
1	1H	39	MET	CG-SD-CE	-6.28	90.15	100.20
1	1K	80	TRP	CE3-CZ3-CH2	-6.28	114.30	121.20
1	14	47	ALA	N-CA-CB	-6.28	101.31	110.10
1	lj	103	ASP	CB-CG-OD1	6.28	123.95	118.30
1	3s	210	THR	CA-CB-CG2	-6.28	103.61	112.40
1	4u	5	ASN	O-C-N	-6.28	112.66	122.70
1	6B	23	TRP	CD1-CG-CD2	6.28	111.32	106.30
1	6M	133	TRP	CH2-CZ2-CE2	6.28	123.68	117.40
1	6P	125	PRO	N-CA-CB	-6.28	95.69	102.60
1	7s	39	MET	CG-SD-CE	-6.28	90.16	100.20
1	7A	171	THR	O-C-N	-6.28	112.66	122.70
1	8u	31	ALA	N-CA-CB	-6.28	101.31	110.10
1	9f	117	TRP	CB-CG-CD2	-6.28	118.44	126.60
1	9W	173	ARG	NE-CZ-NH2	6.28	123.44	120.30
1	aW	164	TYR	CB-CG-CD1	-6.28	117.23	121.00
1	cW	152	ASP	CB-CG-OD2	6.28	123.95	118.30
1	dg	40	PHE	CB-CG-CD2	-6.28	116.41	120.80
1	dy	109	SER	CB-CA-C	6.28	122.03	110.10

Continued on next page...

Continued from previous page...

Mol	Chain	Res	Type	Atoms	Z	Observed(°)	Ideal(°)
1	dX	14	ALA	CB-CA-C	6.28	119.52	110.10
1	e2	44	SER	N-CA-CB	6.28	119.92	110.50
1	fZ	26	VAL	O-C-N	-6.28	112.66	122.70
1	b	20	LEU	CB-CG-CD2	-6.28	100.33	111.00
1	k	16	SER	N-CA-CB	6.28	119.92	110.50
1	gG	219	GLN	N-CA-CB	6.28	121.90	110.60
1	ht	169	TYR	CG-CD2-CE2	-6.28	116.28	121.30
1	il	10	MET	CG-SD-CE	-6.28	90.16	100.20
1	is	173	ARG	NE-CZ-NH2	-6.28	117.16	120.30
1	iV	58	THR	CA-CB-CG2	-6.28	103.61	112.40
1	kB	214	MET	CG-SD-CE	-6.28	90.16	100.20
1	lR	132	ARG	NE-CZ-NH2	6.28	123.44	120.30
1	2o	169	TYR	CB-CG-CD2	6.28	124.77	121.00
1	2M	126	VAL	CA-CB-CG1	6.28	120.31	110.90
1	2U	82	ARG	NE-CZ-NH2	-6.28	117.16	120.30
1	3k	228	ALA	N-CA-CB	6.28	118.89	110.10
1	4a	130	TYR	CG-CD2-CE2	-6.28	116.28	121.30
1	4c	151	LEU	O-C-N	-6.28	112.66	122.70
1	4K	197	ASP	CB-CG-OD2	6.28	123.95	118.30
1	4O	18	ARG	NE-CZ-NH1	6.28	123.44	120.30
1	6g	200	THR	O-C-N	-6.28	112.66	122.70
1	6H	105	ALA	N-CA-CB	-6.28	101.31	110.10
1	6R	44	SER	N-CA-CB	6.28	119.91	110.50
1	7j	67	GLN	CG-CD-OE1	-6.28	109.05	121.60
1	8i	164	TYR	CG-CD1-CE1	6.28	126.32	121.30
1	aB	167	ARG	NE-CZ-NH1	6.28	123.44	120.30
1	aN	164	TYR	CB-CG-CD1	6.28	124.77	121.00
1	bT	169	TYR	CG-CD1-CE1	-6.28	116.28	121.30
1	d7	130	TYR	CG-CD2-CE2	6.28	126.32	121.30
1	dv	130	TYR	CB-CG-CD1	-6.28	117.23	121.00
1	en	82	ARG	NE-CZ-NH2	-6.28	117.16	120.30
1	f6	47	ALA	N-CA-CB	-6.28	101.32	110.10
1	fk	97	ARG	NH1-CZ-NH2	-6.28	112.50	119.40
1	fy	133	TRP	CG-CD1-NE1	-6.28	103.82	110.10
1	3	169	TYR	CB-CG-CD2	6.28	124.77	121.00
1	S	186	THR	N-CA-CB	6.28	122.22	110.30
1	hu	66	MET	CA-CB-CG	6.27	123.97	113.30
1	iw	130	TYR	CB-CG-CD2	-6.27	117.23	121.00
1	l2	80	TRP	CE2-CD2-CG	6.27	112.32	107.30
1	lj	171	THR	N-CA-CB	6.27	122.22	110.30
1	2o	145	TYR	CD1-CE1-CZ	-6.27	114.15	119.80
1	3M	97	ARG	NE-CZ-NH2	-6.27	117.16	120.30

Continued on next page...

Continued from previous page...

Mol	Chain	Res	Type	Atoms	Z	Observed(°)	Ideal(°)
1	5L	143	ARG	NE-CZ-NH1	6.27	123.44	120.30
1	7H	51	ASP	CB-CG-OD1	-6.27	112.65	118.30
1	9I	154	ARG	CD-NE-CZ	6.27	132.38	123.60
1	aA	132	ARG	NH1-CZ-NH2	-6.27	112.50	119.40
1	cf	215	MET	O-C-N	-6.27	112.66	122.70
1	dm	18	ARG	NE-CZ-NH1	6.27	123.44	120.30
1	fR	108	THR	CA-CB-CG2	-6.27	103.62	112.40
1	hG	130	TYR	CB-CG-CD1	6.27	124.76	121.00
1	iv	80	TRP	CB-CG-CD1	-6.27	118.84	127.00
1	jy	210	THR	N-CA-CB	6.27	122.22	110.30
1	k8	181	VAL	CA-CB-CG2	-6.27	101.49	110.90
1	kb	55	MET	CA-CB-CG	6.27	123.96	113.30
1	kc	173	ARG	NH1-CZ-NH2	6.27	126.30	119.40
1	kd	169	TYR	CB-CG-CD2	6.27	124.76	121.00
1	kM	55	MET	CG-SD-CE	-6.27	90.16	100.20
1	25	154	ARG	NE-CZ-NH2	6.27	123.44	120.30
1	lK	163	ASP	CB-CG-OD1	6.27	123.94	118.30
1	2j	174	ALA	CB-CA-C	6.27	119.51	110.10
1	2u	198	CYS	N-CA-CB	6.27	121.89	110.60
1	58	169	TYR	CG-CD1-CE1	-6.27	116.28	121.30
1	6Y	168	PHE	CB-CG-CD2	6.27	125.19	120.80
1	74	169	TYR	CG-CD2-CE2	-6.27	116.28	121.30
1	7j	162	ARG	NE-CZ-NH2	6.27	123.44	120.30
1	9q	145	TYR	CB-CG-CD2	-6.27	117.24	121.00
1	9K	18	ARG	NH1-CZ-NH2	-6.27	112.50	119.40
1	Z	88	ALA	O-C-N	-6.27	112.54	123.20
1	aO	221	VAL	O-C-N	-6.27	112.54	123.20
1	15	66	MET	CG-SD-CE	-6.27	90.16	100.20
1	c3	185	MET	CG-SD-CE	-6.27	90.16	100.20
1	ca	88	ALA	N-CA-CB	-6.27	101.32	110.10
1	cI	82	ARG	NH1-CZ-NH2	-6.27	112.50	119.40
1	ey	110	THR	OG1-CB-CG2	-6.27	95.57	110.00
1	fZ	197	ASP	CB-CG-OD2	6.27	123.95	118.30
1	kA	143	ARG	NE-CZ-NH2	-6.27	117.17	120.30
1	55	178	SER	N-CA-CB	6.27	119.91	110.50
1	5O	32	PHE	CG-CD1-CE1	-6.27	113.90	120.80
1	7X	63	GLN	CB-CA-C	6.27	122.94	110.40
1	aX	55	MET	CG-SD-CE	-6.27	90.17	100.20
1	2	146	SER	CA-C-N	6.27	134.66	117.10
1	gt	40	PHE	CB-CG-CD2	6.27	125.19	120.80
1	hK	169	TYR	CB-CG-CD2	6.27	124.76	121.00
1	hM	134	ILE	O-C-N	-6.27	112.67	122.70

Continued on next page...

Continued from previous page...

Mol	Chain	Res	Type	Atoms	Z	Observed(°)	Ideal(°)
1	i5	173	ARG	NE-CZ-NH2	-6.27	117.17	120.30
1	iP	169	TYR	CD1-CE1-CZ	-6.27	114.16	119.80
1	jl	166	ASP	CB-CG-OD1	6.27	123.94	118.30
1	3g	214	MET	CG-SD-CE	-6.27	90.17	100.20
1	3l	32	PHE	CB-CG-CD1	-6.27	116.41	120.80
1	4c	212	GLU	OE1-CD-OE2	-6.27	115.78	123.30
1	4y	169	TYR	CG-CD2-CE2	-6.27	116.28	121.30
1	5z	169	TYR	CB-CG-CD1	-6.27	117.24	121.00
1	6Y	154	ARG	NE-CZ-NH2	6.27	123.44	120.30
1	7S	145	TYR	CG-CD2-CE2	-6.27	116.28	121.30
1	9a	71	GLU	OE1-CD-OE2	-6.27	115.78	123.30
1	9g	165	VAL	CA-CB-CG1	6.27	120.30	110.90
1	9k	219	GLN	N-CA-CB	6.27	121.89	110.60
1	al	80	TRP	CH2-CZ2-CE2	6.27	123.67	117.40
1	ap	154	ARG	NH1-CZ-NH2	-6.27	112.50	119.40
1	aV	130	TYR	CG-CD1-CE1	-6.27	116.28	121.30
1	br	133	TRP	CE2-CD2-CG	-6.27	102.28	107.30
1	c7	80	TRP	CH2-CZ2-CE2	-6.27	111.13	117.40
1	cz	163	ASP	CB-CG-OD2	6.27	123.94	118.30
1	dc	59	VAL	CA-CB-CG2	-6.27	101.50	110.90
1	a	173	ARG	NE-CZ-NH1	-6.27	117.17	120.30
1	gO	118	MET	CG-SD-CE	-6.27	90.17	100.20
1	1T	97	ARG	CD-NE-CZ	6.27	132.37	123.60
1	j3	208	ALA	CB-CA-C	-6.27	100.70	110.10
1	jj	210	THR	O-C-N	-6.27	112.67	122.70
1	jp	168	PHE	CB-CG-CD1	-6.27	116.41	120.80
1	kK	154	ARG	NE-CZ-NH1	6.27	123.43	120.30
1	kM	186	THR	CA-CB-CG2	-6.27	103.63	112.40
1	3x	117	TRP	CE2-CD2-CG	-6.27	102.29	107.30
1	4F	191	VAL	CG1-CB-CG2	-6.27	100.87	110.90
1	68	130	TYR	CD1-CE1-CZ	6.27	125.44	119.80
1	7g	21	ASN	CB-CG-OD1	-6.27	109.07	121.60
1	7C	131	LYS	O-C-N	-6.27	112.67	122.70
1	9j	51	ASP	CB-CG-OD2	6.27	123.94	118.30
1	9y	167	ARG	NE-CZ-NH1	6.27	123.43	120.30
1	bD	145	TYR	CG-CD1-CE1	-6.27	116.29	121.30
1	bY	117	TRP	CB-CG-CD1	-6.27	118.85	127.00
1	cx	145	TYR	CG-CD1-CE1	-6.27	116.28	121.30
1	cQ	188	THR	OG1-CB-CG2	-6.27	95.58	110.00
1	e9	32	PHE	CB-CG-CD2	-6.27	116.41	120.80
1	eB	184	TRP	CB-CG-CD1	-6.27	118.85	127.00
1	eZ	166	ASP	O-C-N	-6.27	112.67	122.70

Continued on next page...

Continued from previous page...

Mol	Chain	Res	Type	Atoms	Z	Observed(°)	Ideal(°)
1	fP	168	PHE	CB-CG-CD1	-6.27	116.41	120.80
1	1A	18	ARG	NE-CZ-NH1	6.27	123.43	120.30
1	fY	80	TRP	CB-CG-CD1	-6.27	118.85	127.00
1	o	23	TRP	CE2-CD2-CG	-6.27	102.29	107.30
1	8	169	TYR	CB-CG-CD2	6.27	124.76	121.00
1	gi	80	TRP	CB-CG-CD1	6.27	135.15	127.00
1	gG	23	TRP	CE2-CD2-CG	-6.27	102.29	107.30
1	1P	68	MET	CB-CA-C	6.27	122.93	110.40
1	2w	103	ASP	O-C-N	-6.27	112.67	122.70
1	3C	32	PHE	CB-CG-CD2	-6.27	116.41	120.80
1	69	125	PRO	N-CA-CB	-6.27	95.71	102.60
1	6r	103	ASP	CB-CG-OD2	-6.27	112.66	118.30
1	6Y	23	TRP	N-CA-CB	-6.27	99.32	110.60
1	7n	110	THR	CA-CB-CG2	-6.27	103.63	112.40
1	8H	76	GLU	OE1-CD-OE2	-6.27	115.78	123.30
1	aN	169	TYR	CG-CD1-CE1	-6.27	116.29	121.30
1	dI	88	ALA	N-CA-CB	-6.27	101.33	110.10
1	ea	64	ALA	CB-CA-C	6.27	119.50	110.10
1	1x	100	ARG	NH1-CZ-NH2	-6.27	112.51	119.40
1	gA	107	THR	O-C-N	-6.26	112.68	122.70
1	h4	55	MET	CG-SD-CE	-6.26	90.18	100.20
1	hC	165	VAL	CG1-CB-CG2	-6.26	100.88	110.90
1	ie	105	ALA	N-CA-CB	-6.26	101.33	110.10
1	iS	212	GLU	OE1-CD-OE2	-6.26	115.78	123.30
1	1X	77	ALA	CB-CA-C	6.26	119.50	110.10
1	jU	162	ARG	NE-CZ-NH1	6.26	123.43	120.30
1	kR	185	MET	CG-SD-CE	-6.26	90.18	100.20
1	lv	26	VAL	CG1-CB-CG2	-6.26	100.88	110.90
1	2D	130	TYR	CB-CG-CD2	-6.26	117.24	121.00
1	4G	143	ARG	NE-CZ-NH1	6.26	123.43	120.30
1	7l	41	SER	N-CA-CB	6.26	119.90	110.50
1	7S	24	VAL	CG1-CB-CG2	-6.26	100.88	110.90
1	9l	213	GLU	OE1-CD-OE2	-6.26	115.78	123.30
1	9w	100	ARG	NH1-CZ-NH2	6.26	126.29	119.40
1	9C	166	ASP	CB-CG-OD2	-6.26	112.66	118.30
1	aj	32	PHE	CB-CG-CD2	-6.26	116.42	120.80
1	b1	125	PRO	N-CA-CB	-6.26	95.71	102.60
1	bO	80	TRP	CH2-CZ2-CE2	-6.26	111.14	117.40
1	cr	32	PHE	CB-CG-CD1	6.26	125.19	120.80
1	li	197	ASP	CB-CG-OD1	6.26	123.94	118.30
1	do	65	ALA	O-C-N	-6.26	112.68	122.70
1	e3	184	TRP	CE2-CD2-CG	6.26	112.31	107.30

Continued on next page...

Continued from previous page...

Mol	Chain	Res	Type	Atoms	Z	Observed(°)	Ideal(°)
1	ev	62	HIS	CA-CB-CG	6.26	124.25	113.60
1	ev	167	ARG	NE-CZ-NH2	-6.26	117.17	120.30
1	ey	82	ARG	NE-CZ-NH2	-6.26	117.17	120.30
1	eA	51	ASP	CB-CG-OD1	6.26	123.94	118.30
1	g5	169	TYR	CB-CG-CD1	6.26	124.76	121.00
1	i	79	GLU	OE1-CD-OE2	-6.26	115.78	123.30
1	x	229	ARG	NE-CZ-NH1	6.26	123.43	120.30
1	hc	23	TRP	CG-CD2-CE3	6.26	139.54	133.90
1	kd	117	TRP	CB-CG-CD2	-6.26	118.46	126.60
1	2E	23	TRP	CB-CG-CD2	6.26	134.74	126.60
1	52	64	ALA	N-CA-CB	6.26	118.87	110.10
1	6f	41	SER	N-CA-CB	6.26	119.89	110.50
1	6O	173	ARG	NE-CZ-NH2	-6.26	117.17	120.30
1	7X	184	TRP	CB-CG-CD2	6.26	134.74	126.60
1	85	152	ASP	CB-CG-OD1	6.26	123.94	118.30
1	9Z	32	PHE	CB-CG-CD2	-6.26	116.42	120.80
1	ab	163	ASP	O-C-N	-6.26	112.68	122.70
1	aS	163	ASP	CB-CG-OD1	6.26	123.94	118.30
1	cb	96	MET	CA-CB-CG	6.26	123.95	113.30
1	db	103	ASP	CB-CG-OD1	-6.26	112.66	118.30
1	dE	164	TYR	CB-CG-CD2	-6.26	117.24	121.00
1	gB	48	THR	CA-CB-CG2	-6.26	103.64	112.40
1	gI	144	MET	CA-CB-CG	6.26	123.95	113.30
1	i5	163	ASP	CB-CG-OD2	-6.26	112.67	118.30
1	i8	184	TRP	CB-CA-C	6.26	122.92	110.40
1	1V	39	MET	N-CA-CB	-6.26	99.33	110.60
1	jY	130	TYR	CB-CG-CD1	-6.26	117.24	121.00
1	kw	144	MET	CG-SD-CE	-6.26	90.18	100.20
1	lK	110	THR	CA-CB-CG2	-6.26	103.63	112.40
1	3J	148	THR	CA-CB-CG2	6.26	121.17	112.40
1	4g	18	ARG	NH1-CZ-NH2	-6.26	112.51	119.40
1	5R	6	LEU	C-N-CA	6.26	137.35	121.70
1	63	126	VAL	CG1-CB-CG2	-6.26	100.88	110.90
1	6A	173	ARG	NH1-CZ-NH2	-6.26	112.51	119.40
1	6N	214	MET	N-CA-CB	-6.26	99.33	110.60
1	aG	215	MET	CG-SD-CE	-6.26	90.18	100.20
1	bz	143	ARG	CD-NE-CZ	-6.26	114.83	123.60
1	cA	162	ARG	NH1-CZ-NH2	-6.26	112.51	119.40
1	cQ	27	VAL	O-C-N	-6.26	112.68	122.70
1	d4	97	ARG	N-CA-CB	6.26	121.87	110.60
1	dk	27	VAL	CG1-CB-CG2	6.26	120.92	110.90
1	eL	59	VAL	CA-CB-CG1	6.26	120.29	110.90

Continued on next page...

Continued from previous page...

Mol	Chain	Res	Type	Atoms	Z	Observed(°)	Ideal(°)
1	eY	23	TRP	CA-CB-CG	6.26	125.60	113.70
1	f5	18	ARG	NE-CZ-NH1	6.26	123.43	120.30
1	fK	154	ARG	NH1-CZ-NH2	-6.26	112.51	119.40
1	g0	163	ASP	CB-CG-OD2	-6.26	112.67	118.30
1	N	4	GLN	N-CA-CB	6.26	121.87	110.60
1	N	115	ILE	O-C-N	-6.26	112.56	123.20
1	Q	164	TYR	CB-CG-CD2	6.26	124.76	121.00
1	gD	190	LEU	CB-CG-CD2	6.26	121.64	111.00
1	1G	177	ALA	CB-CA-C	-6.26	100.71	110.10
1	hp	39	MET	CG-SD-CE	-6.26	90.19	100.20
1	il	130	TYR	CB-CG-CD2	-6.26	117.25	121.00
1	jt	97	ARG	NH1-CZ-NH2	-6.26	112.51	119.40
1	jR	86	VAL	CA-CB-CG2	-6.26	101.51	110.90
1	k1	82	ARG	CG-CD-NE	-6.26	98.66	111.80
1	ke	167	ARG	NH1-CZ-NH2	-6.26	112.51	119.40
1	lC	160	PRO	N-CD-CG	6.26	112.59	103.20
1	lQ	128	GLU	N-CA-CB	6.26	121.87	110.60
1	70	40	PHE	CB-CG-CD1	-6.26	116.42	120.80
1	78	51	ASP	CB-CG-OD2	6.26	123.93	118.30
1	bf	51	ASP	CB-CG-OD2	-6.26	112.67	118.30
1	bS	168	PHE	CB-CG-CD1	-6.26	116.42	120.80
1	d8	163	ASP	CB-CG-OD2	6.26	123.93	118.30
1	ee	132	ARG	N-CA-CB	-6.26	99.33	110.60
1	1B	210	THR	CA-CB-CG2	-6.26	103.64	112.40
1	0	194	ALA	N-CA-CB	-6.26	101.34	110.10
1	o	195	ASN	CB-CA-C	6.26	122.92	110.40
1	w	164	TYR	CB-CG-CD1	-6.26	117.25	121.00
1	gl	130	TYR	CG-CD2-CE2	6.26	126.31	121.30
1	lA	169	TYR	CZ-CE2-CD2	6.26	125.43	119.80
1	lI	169	TYR	CG-CD1-CE1	-6.26	116.29	121.30
1	5l	100	ARG	CD-NE-CZ	-6.26	114.84	123.60
1	7q	97	ARG	NE-CZ-NH2	-6.26	117.17	120.30
1	8r	11	VAL	CA-CB-CG2	-6.26	101.51	110.90
1	9W	44	SER	N-CA-CB	6.26	119.89	110.50
1	a3	38	PRO	N-CA-CB	6.26	110.81	103.30
1	a8	152	ASP	CB-CG-OD2	6.26	123.93	118.30
1	cA	39	MET	CG-SD-CE	-6.26	90.19	100.20
1	eO	95	GLN	CG-CD-OE1	6.26	134.12	121.60
1	eQ	161	PHE	CB-CG-CD1	6.26	125.18	120.80
1	eR	31	ALA	N-CA-CB	6.26	118.86	110.10
1	fv	68	MET	CG-SD-CE	-6.26	90.19	100.20
1	k	97	ARG	NE-CZ-NH2	-6.26	117.17	120.30

Continued on next page...

Continued from previous page...

Mol	Chain	Res	Type	Atoms	Z	Observed(°)	Ideal(°)
1	z	45	GLU	OE1-CD-OE2	-6.26	115.79	123.30
1	K	100	ARG	NE-CZ-NH2	6.26	123.43	120.30
1	K	189	LEU	O-C-N	-6.26	112.69	122.70
1	hf	210	THR	O-C-N	-6.26	112.69	122.70
1	ho	136	LEU	CB-CG-CD1	6.26	121.64	111.00
1	hp	152	ASP	CB-CG-OD2	6.26	123.93	118.30
1	hw	195	ASN	CB-CA-C	6.26	122.91	110.40
1	hT	82	ARG	CD-NE-CZ	6.26	132.36	123.60
1	i9	81	ASP	CB-CG-OD1	-6.26	112.67	118.30
1	iu	130	TYR	CB-CG-CD2	-6.26	117.25	121.00
1	jg	40	PHE	CB-CG-CD1	-6.26	116.42	120.80
1	jl	86	VAL	CA-CB-CG1	6.26	120.29	110.90
1	jr	108	THR	CA-CB-CG2	-6.26	103.64	112.40
1	lf	39	MET	N-CA-CB	6.26	121.86	110.60
1	2M	55	MET	CG-SD-CE	-6.26	90.19	100.20
1	3F	117	TRP	CB-CG-CD1	-6.26	118.87	127.00
1	3U	168	PHE	CB-CG-CD2	-6.26	116.42	120.80
1	3W	210	THR	O-C-N	-6.26	112.69	122.70
1	5D	184	TRP	CB-CG-CD1	-6.26	118.87	127.00
1	78	130	TYR	CG-CD2-CE2	-6.26	116.30	121.30
1	83	228	ALA	N-CA-CB	6.26	118.86	110.10
1	8l	148	THR	N-CA-CB	6.26	122.19	110.30
1	8S	130	TYR	CB-CG-CD2	-6.26	117.25	121.00
1	bd	100	ARG	NE-CZ-NH2	-6.26	117.17	120.30
1	bh	167	ARG	NE-CZ-NH1	6.26	123.43	120.30
1	bV	47	ALA	CB-CA-C	6.26	119.48	110.10
1	c5	3	VAL	CG1-CB-CG2	-6.26	100.89	110.90
1	li	97	ARG	NH1-CZ-NH2	-6.26	112.52	119.40
1	di	23	TRP	CB-CG-CD1	-6.26	118.86	127.00
1	dq	17	PRO	N-CD-CG	6.26	112.59	103.20
1	dt	148	THR	CA-CB-CG2	-6.26	103.64	112.40
1	ep	213	GLU	OE1-CD-OE2	-6.26	115.79	123.30
1	ez	75	GLU	OE1-CD-OE2	-6.26	115.79	123.30
1	eE	175	GLU	O-C-N	-6.26	112.69	122.70
1	eG	168	PHE	CG-CD1-CE1	6.26	127.68	120.80
1	f6	220	GLY	O-C-N	-6.26	112.69	122.70
1	P	72	THR	CA-CB-CG2	-6.26	103.64	112.40
1	gd	146	SER	N-CA-CB	6.25	119.88	110.50
1	h7	97	ARG	NH1-CZ-NH2	-6.25	112.52	119.40
1	jy	162	ARG	NE-CZ-NH1	-6.25	117.17	120.30
1	kY	128	GLU	OE1-CD-OE2	-6.25	115.79	123.30
1	lx	32	PHE	CB-CG-CD2	-6.25	116.42	120.80

Continued on next page...

Continued from previous page...

Mol	Chain	Res	Type	Atoms	Z	Observed(°)	Ideal(°)
1	9B	117	TRP	CG-CD1-NE1	-6.25	103.84	110.10
1	aC	58	THR	N-CA-CB	6.25	122.19	110.30
1	cI	143	ARG	NH1-CZ-NH2	-6.25	112.52	119.40
1	de	175	GLU	O-C-N	-6.25	112.69	122.70
1	n	130	TYR	CB-CG-CD2	-6.25	117.25	121.00
1	gL	139	ASN	O-C-N	-6.25	112.69	122.70
1	id	98	GLU	OE1-CD-OE2	-6.25	115.80	123.30
1	km	100	ARG	NE-CZ-NH2	-6.25	117.17	120.30
1	kK	103	ASP	CB-CG-OD2	6.25	123.93	118.30
1	lc	133	TRP	CH2-CZ2-CE2	-6.25	111.15	117.40
1	2S	72	THR	N-CA-CB	6.25	122.18	110.30
1	2W	11	VAL	CA-CB-CG2	6.25	120.28	110.90
1	3f	194	ALA	N-CA-CB	6.25	118.85	110.10
1	3A	152	ASP	CB-CG-OD2	6.25	123.93	118.30
1	3E	154	ARG	NE-CZ-NH1	-6.25	117.17	120.30
1	6S	166	ASP	N-CA-CB	-6.25	99.34	110.60
1	71	69	LEU	CB-CG-CD2	6.25	121.63	111.00
1	73	185	MET	CG-SD-CE	-6.25	90.19	100.20
1	74	100	ARG	NH1-CZ-NH2	-6.25	112.52	119.40
1	7m	163	ASP	CB-CG-OD1	6.25	123.93	118.30
1	7R	130	TYR	CB-CG-CD1	6.25	124.75	121.00
1	8d	185	MET	CG-SD-CE	-6.25	90.19	100.20
1	8t	96	MET	CG-SD-CE	-6.25	90.19	100.20
1	9t	22	ALA	O-C-N	-6.25	112.69	122.70
1	Y	167	ARG	NH1-CZ-NH2	-6.25	112.52	119.40
1	13	125	PRO	O-C-N	-6.25	112.69	122.70
1	bB	145	TYR	CB-CG-CD2	6.25	124.75	121.00
1	c6	167	ARG	NH1-CZ-NH2	-6.25	112.52	119.40
1	cl	184	TRP	CD1-CG-CD2	6.25	111.30	106.30
1	dw	97	ARG	NH1-CZ-NH2	-6.25	112.52	119.40
1	eO	82	ARG	NH1-CZ-NH2	-6.25	112.52	119.40
1	fk	40	PHE	CB-CG-CD2	-6.25	116.42	120.80
1	ft	18	ARG	NH1-CZ-NH2	-6.25	112.52	119.40
1	fl	133	TRP	NE1-CE2-CD2	6.25	113.55	107.30
1	fW	81	ASP	CB-CG-OD2	6.25	123.93	118.30
1	5	169	TYR	CG-CD2-CE2	6.25	126.30	121.30
1	gR	130	TYR	O-C-N	-6.25	112.70	122.70
1	j1	130	TYR	CD1-CE1-CZ	6.25	125.42	119.80
1	ju	26	VAL	CA-CB-CG2	-6.25	101.52	110.90
1	jX	68	MET	CG-SD-CE	-6.25	90.20	100.20
1	22	82	ARG	NH1-CZ-NH2	-6.25	112.52	119.40
1	29	81	ASP	CB-CG-OD1	6.25	123.93	118.30

Continued on next page...

Continued from previous page...

Mol	Chain	Res	Type	Atoms	Z	Observed(°)	Ideal(°)
1	lD	110	THR	CA-CB-CG2	-6.25	103.65	112.40
1	lO	152	ASP	CB-CG-OD2	6.25	123.93	118.30
1	2h	163	ASP	CB-CG-OD2	6.25	123.93	118.30
1	2X	231	LEU	N-CA-CB	6.25	122.90	110.40
1	32	18	ARG	NE-CZ-NH1	6.25	123.42	120.30
1	3l	164	TYR	CB-CG-CD1	-6.25	117.25	121.00
1	57	18	ARG	CD-NE-CZ	6.25	132.35	123.60
1	6b	168	PHE	CB-CG-CD2	-6.25	116.42	120.80
1	6m	7	GLN	N-CA-CB	6.25	121.85	110.60
1	8F	130	TYR	CB-CG-CD2	-6.25	117.25	121.00
1	8O	31	ALA	CB-CA-C	6.25	119.48	110.10
1	9B	152	ASP	CB-CG-OD2	-6.25	112.67	118.30
1	10	185	MET	CG-SD-CE	-6.25	90.20	100.20
1	aN	159	GLU	OE1-CD-OE2	-6.25	115.80	123.30
1	aX	184	TRP	CD1-CG-CD2	6.25	111.30	106.30
1	18	26	VAL	CA-CB-CG2	-6.25	101.52	110.90
1	1b	6	LEU	CB-CG-CD1	6.25	121.63	111.00
1	cL	100	ARG	NE-CZ-NH2	-6.25	117.17	120.30
1	cW	215	MET	CG-SD-CE	-6.25	90.20	100.20
1	lj	65	ALA	CB-CA-C	6.25	119.48	110.10
1	e	18	ARG	NE-CZ-NH1	6.25	123.43	120.30
1	z	78	ALA	CB-CA-C	6.25	119.48	110.10
1	T	169	TYR	CB-CG-CD1	-6.25	117.25	121.00
1	hF	173	ARG	NE-CZ-NH1	6.25	123.42	120.30
1	i4	173	ARG	NH1-CZ-NH2	-6.25	112.53	119.40
1	kz	82	ARG	NE-CZ-NH1	6.25	123.42	120.30
1	lM	152	ASP	CB-CG-OD2	-6.25	112.67	118.30
1	lR	11	VAL	CA-CB-CG2	-6.25	101.53	110.90
1	3f	143	ARG	NE-CZ-NH2	-6.25	117.17	120.30
1	3D	100	ARG	NH1-CZ-NH2	-6.25	112.53	119.40
1	7h	162	ARG	NH1-CZ-NH2	-6.25	112.53	119.40
1	8E	120	HIS	O-C-N	-6.25	112.70	122.70
1	9l	152	ASP	O-C-N	-6.25	112.70	122.70
1	aF	173	ARG	NE-CZ-NH2	-6.25	117.17	120.30
1	cc	163	ASP	N-CA-CB	-6.25	99.35	110.60
1	cE	227	LYS	O-C-N	-6.25	112.70	122.70
1	l	86	VAL	CA-CB-CG1	6.25	120.28	110.90
1	gb	51	ASP	CB-CG-OD2	-6.25	112.68	118.30
1	i2	152	ASP	CB-CG-OD1	6.25	123.92	118.30
1	i4	143	ARG	NE-CZ-NH1	6.25	123.42	120.30
1	jD	130	TYR	CB-CG-CD1	6.25	124.75	121.00
1	jU	203	LYS	N-CA-CB	6.25	121.85	110.60

Continued on next page...

Continued from previous page...

Mol	Chain	Res	Type	Atoms	Z	Observed(°)	Ideal(°)
1	kn	192	GLN	N-CA-CB	6.25	121.85	110.60
1	kR	48	THR	CA-CB-CG2	-6.25	103.65	112.40
1	kT	111	LEU	O-C-N	-6.25	112.70	122.70
1	l7	32	PHE	CB-CG-CD1	6.25	125.17	120.80
1	lJ	18	ARG	NH1-CZ-NH2	-6.25	112.53	119.40
1	2Q	163	ASP	CB-CG-OD1	-6.25	112.68	118.30
1	3y	164	TYR	CD1-CE1-CZ	-6.25	114.18	119.80
1	4i	143	ARG	NE-CZ-NH2	-6.25	117.18	120.30
1	5p	162	ARG	O-C-N	-6.25	112.70	122.70
1	6a	68	MET	O-C-N	-6.25	112.70	122.70
1	6l	217	ALA	N-CA-CB	6.25	118.85	110.10
1	6z	97	ARG	NE-CZ-NH2	-6.25	117.17	120.30
1	8V	229	ARG	NE-CZ-NH1	6.25	123.42	120.30
1	9G	148	THR	CA-CB-CG2	-6.25	103.65	112.40
1	au	143	ARG	NE-CZ-NH1	6.25	123.42	120.30
1	bV	157	PRO	N-CA-CB	6.25	110.80	103.30
1	dn	154	ARG	NE-CZ-NH2	-6.25	117.18	120.30
1	fc	103	ASP	CB-CA-C	-6.25	97.91	110.40
1	g6	141	ILE	O-C-N	-6.25	112.70	122.70
1	gf	43	LEU	CB-CG-CD1	6.25	121.62	111.00
1	hw	4	GLN	O-C-N	-6.25	112.71	122.70
1	hz	69	LEU	O-C-N	-6.25	112.71	122.70
1	ia	32	PHE	O-C-N	-6.25	112.70	122.70
1	ih	169	TYR	CB-CG-CD1	6.25	124.75	121.00
1	ik	59	VAL	CA-CB-CG1	-6.25	101.53	110.90
1	iV	169	TYR	CB-CG-CD2	-6.25	117.25	121.00
1	j6	154	ARG	NE-CZ-NH1	6.25	123.42	120.30
1	j6	221	VAL	CA-CB-CG2	6.25	120.27	110.90
1	jS	164	TYR	CB-CG-CD1	-6.25	117.25	121.00
1	jX	229	ARG	NH1-CZ-NH2	-6.25	112.53	119.40
1	lg	75	GLU	OE1-CD-OE2	6.25	130.80	123.30
1	lk	130	TYR	CB-CG-CD2	-6.25	117.25	121.00
1	lF	56	LEU	CB-CG-CD2	6.25	121.62	111.00
1	37	105	ALA	CB-CA-C	-6.25	100.73	110.10
1	4F	10	MET	CG-SD-CE	-6.25	90.20	100.20
1	5L	143	ARG	NE-CZ-NH2	-6.25	117.18	120.30
1	5T	154	ARG	NE-CZ-NH1	6.25	123.42	120.30
1	7f	82	ARG	NE-CZ-NH2	-6.25	117.18	120.30
1	7P	145	TYR	CB-CG-CD2	6.25	124.75	121.00
1	8h	96	MET	CG-SD-CE	-6.25	90.21	100.20
1	8H	142	VAL	CG1-CB-CG2	-6.25	100.91	110.90
1	93	164	TYR	CG-CD1-CE1	-6.25	116.30	121.30

Continued on next page...

Continued from previous page...

Mol	Chain	Res	Type	Atoms	Z	Observed(°)	Ideal(°)
1	aW	191	VAL	CG1-CB-CG2	-6.25	100.91	110.90
1	b2	120	HIS	CA-CB-CG	6.25	124.22	113.60
1	bT	130	TYR	CG-CD1-CE1	-6.25	116.30	121.30
1	c5	163	ASP	CB-CG-OD1	6.25	123.92	118.30
1	d0	154	ARG	N-CA-CB	6.25	121.84	110.60
1	de	92	GLU	OE1-CD-OE2	-6.25	115.80	123.30
1	eO	162	ARG	CD-NE-CZ	6.25	132.35	123.60
1	k	18	ARG	NE-CZ-NH1	6.25	123.42	120.30
1	w	178	SER	O-C-N	-6.25	112.71	122.70
1	y	169	TYR	CB-CG-CD1	-6.25	117.25	121.00
1	gS	40	PHE	CB-CG-CD1	-6.25	116.43	120.80
1	1Q	230	VAL	CB-CA-C	-6.25	99.53	111.40
1	iz	169	TYR	CD1-CE1-CZ	6.25	125.42	119.80
1	l5	130	TYR	CB-CG-CD1	-6.25	117.25	121.00
1	5o	132	ARG	NH1-CZ-NH2	-6.25	112.53	119.40
1	5q	65	ALA	N-CA-CB	6.25	118.84	110.10
1	7F	132	ARG	NE-CZ-NH2	-6.25	117.18	120.30
1	8m	159	GLU	OE1-CD-OE2	-6.25	115.81	123.30
1	9g	130	TYR	CB-CG-CD1	-6.25	117.25	121.00
1	a3	161	PHE	CB-CG-CD1	6.25	125.17	120.80
1	bp	145	TYR	CB-CG-CD2	6.25	124.75	121.00
1	bU	133	TRP	CB-CG-CD1	6.25	135.12	127.00
1	c6	145	TYR	CB-CG-CD1	6.25	124.75	121.00
1	de	209	ALA	N-CA-CB	6.25	118.84	110.10
1	ej	213	GLU	OE1-CD-OE2	-6.25	115.81	123.30
1	9	187	GLU	N-CA-CB	-6.25	99.36	110.60
1	gT	167	ARG	NE-CZ-NH2	-6.24	117.18	120.30
1	i7	103	ASP	CB-CG-OD1	6.24	123.92	118.30
1	ik	97	ARG	NH1-CZ-NH2	-6.24	112.53	119.40
1	iF	164	TYR	CD1-CE1-CZ	-6.24	114.18	119.80
1	jy	212	GLU	OE1-CD-OE2	-6.24	115.81	123.30
1	jP	84	HIS	O-C-N	-6.24	109.24	121.10
1	kc	229	ARG	NE-CZ-NH2	-6.24	117.18	120.30
1	kD	32	PHE	CB-CG-CD2	-6.24	116.43	120.80
1	kU	48	THR	CA-CB-CG2	-6.24	103.66	112.40
1	lo	23	TRP	O-C-N	-6.24	112.71	122.70
1	2I	81	ASP	CB-CG-OD1	6.24	123.92	118.30
1	4j	24	VAL	CA-CB-CG2	-6.24	101.53	110.90
1	4u	130	TYR	O-C-N	-6.24	112.71	122.70
1	4B	217	ALA	CB-CA-C	-6.24	100.73	110.10
1	5a	147	PRO	N-CA-CB	-6.24	95.73	102.60
1	5Q	69	LEU	CB-CG-CD1	6.24	121.61	111.00

Continued on next page...

Continued from previous page...

Mol	Chain	Res	Type	Atoms	Z	Observed(°)	Ideal(°)
1	6c	32	PHE	CB-CG-CD2	-6.24	116.43	120.80
1	6x	18	ARG	NE-CZ-NH2	-6.24	117.18	120.30
1	6M	32	PHE	CG-CD2-CE2	-6.24	113.93	120.80
1	7h	215	MET	CG-SD-CE	-6.24	90.21	100.20
1	7n	48	THR	CA-CB-CG2	-6.24	103.66	112.40
1	8v	165	VAL	CG1-CB-CG2	-6.24	100.91	110.90
1	9d	40	PHE	CB-CG-CD2	6.24	125.17	120.80
1	bo	136	LEU	CB-CG-CD1	6.24	121.61	111.00
1	bP	50	GLN	CB-CA-C	6.24	122.89	110.40
1	bQ	161	PHE	CB-CG-CD2	6.24	125.17	120.80
1	bX	3	VAL	CG1-CB-CG2	-6.24	100.91	110.90
1	c3	145	TYR	CB-CG-CD2	-6.24	117.25	121.00
1	c8	174	ALA	CB-CA-C	6.24	119.47	110.10
1	dt	143	ARG	NE-CZ-NH1	6.24	123.42	120.30
1	dD	166	ASP	CB-CG-OD1	6.24	123.92	118.30
1	e6	132	ARG	NH1-CZ-NH2	-6.24	112.53	119.40
1	fh	40	PHE	CB-CG-CD1	-6.24	116.43	120.80
1	fk	164	TYR	CB-CG-CD2	6.24	124.75	121.00
1	ly	229	ARG	NH1-CZ-NH2	-6.24	112.53	119.40
1	C	22	ALA	O-C-N	-6.24	112.71	122.70
1	3	31	ALA	N-CA-CB	6.24	118.84	110.10
1	I	168	PHE	CB-CG-CD2	-6.24	116.43	120.80
1	gP	108	THR	CA-CB-CG2	-6.24	103.66	112.40
1	ha	99	PRO	N-CA-CB	6.24	110.79	103.30
1	iq	40	PHE	CD1-CE1-CZ	-6.24	112.61	120.10
1	lP	80	TRP	CD2-CE3-CZ3	6.24	126.92	118.80
1	62	32	PHE	CG-CD1-CE1	-6.24	113.93	120.80
1	6n	229	ARG	NE-CZ-NH1	-6.24	117.18	120.30
1	6s	149	SER	N-CA-CB	6.24	119.86	110.50
1	70	164	TYR	O-C-N	-6.24	112.71	122.70
1	8P	145	TYR	CB-CG-CD1	6.24	124.75	121.00
1	8S	143	ARG	NE-CZ-NH2	-6.24	117.18	120.30
1	cq	209	ALA	N-CA-CB	6.24	118.84	110.10
1	d8	144	MET	CG-SD-CE	-6.24	90.21	100.20
1	dF	66	MET	O-C-N	-6.24	112.71	122.70
1	fm	168	PHE	CB-CG-CD2	6.24	125.17	120.80
1	gg	112	GLN	O-C-N	-6.24	112.72	122.70
1	gt	18	ARG	CD-NE-CZ	6.24	132.34	123.60
1	gO	97	ARG	NE-CZ-NH1	6.24	123.42	120.30
1	h6	82	ARG	NH1-CZ-NH2	-6.24	112.53	119.40
1	hH	163	ASP	CB-CG-OD1	-6.24	112.68	118.30
1	ij	214	MET	CG-SD-CE	-6.24	90.22	100.20

Continued on next page...

Continued from previous page...

Mol	Chain	Res	Type	Atoms	Z	Observed(°)	Ideal(°)
1	im	103	ASP	CB-CG-OD2	6.24	123.92	118.30
1	iq	23	TRP	CB-CG-CD1	-6.24	118.89	127.00
1	jT	71	GLU	OE1-CD-OE2	-6.24	115.81	123.30
1	kE	173	ARG	NE-CZ-NH2	-6.24	117.18	120.30
1	li	166	ASP	CB-CG-OD1	6.24	123.92	118.30
1	2J	145	TYR	CG-CD1-CE1	-6.24	116.31	121.30
1	2Q	145	TYR	CG-CD2-CE2	6.24	126.29	121.30
1	3d	103	ASP	CB-CG-OD2	6.24	123.92	118.30
1	45	82	ARG	CD-NE-CZ	6.24	132.34	123.60
1	4E	51	ASP	CB-CG-OD1	6.24	123.92	118.30
1	5J	167	ARG	NE-CZ-NH2	-6.24	117.18	120.30
1	6x	69	LEU	CB-CG-CD2	-6.24	100.39	111.00
1	6A	27	VAL	CB-CA-C	6.24	123.26	111.40
1	7l	168	PHE	CB-CG-CD1	-6.24	116.43	120.80
1	7F	100	ARG	NH1-CZ-NH2	-6.24	112.53	119.40
1	8y	169	TYR	CB-CG-CD2	-6.24	117.26	121.00
1	95	97	ARG	NE-CZ-NH2	-6.24	117.18	120.30
1	aC	59	VAL	CA-CB-CG1	6.24	120.26	110.90
1	b9	121	ASN	N-CA-CB	-6.24	99.37	110.60
1	bH	62	HIS	CA-CB-CG	-6.24	102.99	113.60
1	bN	118	MET	CG-SD-CE	-6.24	90.22	100.20
1	eK	186	THR	O-C-N	-6.24	112.72	122.70
1	f4	18	ARG	CD-NE-CZ	6.24	132.34	123.60
1	fv	154	ARG	NE-CZ-NH2	-6.24	117.18	120.30
1	fx	161	PHE	CG-CD1-CE1	6.24	127.67	120.80
1	1z	229	ARG	NE-CZ-NH2	-6.24	117.18	120.30
1	fO	167	ARG	NE-CZ-NH1	6.24	123.42	120.30
1	g	163	ASP	CB-CG-OD1	6.24	123.92	118.30
1	u	82	ARG	NH1-CZ-NH2	-6.24	112.53	119.40
1	9	143	ARG	NH1-CZ-NH2	-6.24	112.54	119.40
1	gS	200	THR	OG1-CB-CG2	-6.24	95.65	110.00
1	1K	23	TRP	CB-CG-CD2	6.24	134.71	126.60
1	hQ	133	TRP	CG-CD1-NE1	-6.24	103.86	110.10
1	ip	166	ASP	CB-CG-OD1	6.24	123.92	118.30
1	iH	130	TYR	CB-CG-CD1	6.24	124.74	121.00
1	1W	144	MET	CG-SD-CE	-6.24	90.22	100.20
1	k6	166	ASP	CB-CA-C	6.24	122.88	110.40
1	20	55	MET	CG-SD-CE	-6.24	90.22	100.20
1	kA	117	TRP	CD1-CG-CD2	-6.24	101.31	106.30
1	kS	17	PRO	N-CA-CB	6.24	110.79	103.30
1	le	100	ARG	NE-CZ-NH1	6.24	123.42	120.30
1	27	107	THR	CA-CB-CG2	6.24	121.13	112.40

Continued on next page...

Continued from previous page...

Mol	Chain	Res	Type	Atoms	Z	Observed(°)	Ideal(°)
1	2z	143	ARG	NE-CZ-NH1	6.24	123.42	120.30
1	3m	18	ARG	NE-CZ-NH1	6.24	123.42	120.30
1	56	211	LEU	CB-CG-CD1	6.24	121.61	111.00
1	57	152	ASP	CB-CG-OD1	-6.24	112.69	118.30
1	5f	163	ASP	CB-CG-OD1	6.24	123.92	118.30
1	5l	69	LEU	O-C-N	-6.24	112.72	122.70
1	5y	184	TRP	CB-CG-CD2	6.24	134.71	126.60
1	7d	167	ARG	NE-CZ-NH1	6.24	123.42	120.30
1	8x	197	ASP	CB-CG-OD1	6.24	123.91	118.30
1	17	218	CYS	N-CA-CB	6.24	121.83	110.60
1	cb	18	ARG	CG-CD-NE	-6.24	98.70	111.80
1	cA	174	ALA	N-CA-CB	-6.24	101.36	110.10
1	cR	191	VAL	CG1-CB-CG2	-6.24	100.92	110.90
1	1h	219	GLN	O-C-N	-6.24	112.59	123.20
1	d4	164	TYR	CZ-CE2-CD2	-6.24	114.19	119.80
1	dr	100	ARG	NH1-CZ-NH2	-6.24	112.54	119.40
1	dN	167	ARG	NH1-CZ-NH2	-6.24	112.54	119.40
1	e0	154	ARG	NH1-CZ-NH2	-6.24	112.54	119.40
1	es	130	TYR	CG-CD2-CE2	-6.24	116.31	121.30
1	gO	148	THR	CA-CB-CG2	-6.24	103.67	112.40
1	hK	169	TYR	CB-CG-CD1	-6.24	117.26	121.00
1	j1	82	ARG	NE-CZ-NH1	6.24	123.42	120.30
1	kB	6	LEU	O-C-N	-6.24	112.72	122.70
1	3v	163	ASP	CB-CG-OD1	6.24	123.91	118.30
1	4E	36	VAL	CA-CB-CG1	6.24	120.25	110.90
1	9t	154	ARG	NE-CZ-NH2	-6.24	117.18	120.30
1	at	18	ARG	NE-CZ-NH1	6.24	123.42	120.30
1	16	169	TYR	CB-CG-CD1	6.24	124.74	121.00
1	dC	146	SER	CA-C-N	6.24	134.56	117.10
1	S	11	VAL	CA-CB-CG2	-6.24	101.54	110.90
1	gd	100	ARG	O-C-N	-6.24	112.60	123.20
1	gj	83	LEU	O-C-N	-6.24	112.72	122.70
1	1L	18	ARG	NH1-CZ-NH2	-6.24	112.54	119.40
1	j4	4	GLN	N-CA-CB	6.24	121.83	110.60
1	jv	78	ALA	CB-CA-C	-6.24	100.75	110.10
1	k1	119	THR	CA-CB-CG2	-6.24	103.67	112.40
1	kv	173	ARG	NE-CZ-NH1	6.24	123.42	120.30
1	kB	118	MET	CG-SD-CE	6.24	110.18	100.20
1	3m	132	ARG	NH1-CZ-NH2	-6.24	112.54	119.40
1	3y	144	MET	CG-SD-CE	-6.24	90.22	100.20
1	5y	211	LEU	CB-CG-CD2	-6.24	100.40	111.00
1	65	168	PHE	CB-CG-CD2	-6.24	116.44	120.80

Continued on next page...

Continued from previous page...

Mol	Chain	Res	Type	Atoms	Z	Observed(°)	Ideal(°)
1	6f	184	TRP	CB-CG-CD1	-6.24	118.89	127.00
1	6v	119	THR	CA-CB-CG2	-6.24	103.67	112.40
1	7D	168	PHE	CB-CG-CD2	-6.24	116.44	120.80
1	8A	61	GLY	CA-C-O	6.24	131.82	120.60
1	8H	14	ALA	CB-CA-C	6.24	119.45	110.10
1	8R	163	ASP	CB-CG-OD1	6.24	123.91	118.30
1	ai	80	TRP	CE2-CD2-CG	-6.24	102.31	107.30
1	bH	154	ARG	NE-CZ-NH1	6.24	123.42	120.30
1	cb	59	VAL	CA-CB-CG2	-6.24	101.55	110.90
1	eD	154	ARG	NE-CZ-NH2	-6.24	117.18	120.30
1	fl	18	ARG	NE-CZ-NH1	6.24	123.42	120.30
1	t	82	ARG	NE-CZ-NH1	6.24	123.42	120.30
1	gs	40	PHE	CB-CG-CD2	6.23	125.16	120.80
1	h5	22	ALA	N-CA-CB	6.23	118.83	110.10
1	iT	32	PHE	CB-CG-CD1	-6.23	116.44	120.80
1	jf	96	MET	CG-SD-CE	-6.23	90.23	100.20
1	ji	143	ARG	NH1-CZ-NH2	-6.23	112.54	119.40
1	li	103	ASP	CB-CG-OD1	6.23	123.91	118.30
1	5T	118	MET	CG-SD-CE	-6.23	90.23	100.20
1	6k	81	ASP	CB-CG-OD1	-6.23	112.69	118.30
1	6N	18	ARG	NE-CZ-NH1	6.23	123.42	120.30
1	8H	184	TRP	CB-CG-CD2	6.23	134.71	126.60
1	9Q	113	GLU	OE1-CD-OE2	-6.23	115.82	123.30
1	c4	185	MET	CG-SD-CE	-6.23	90.23	100.20
1	lg	82	ARG	NE-CZ-NH2	-6.23	117.18	120.30
1	fl	154	ARG	NH1-CZ-NH2	-6.23	112.54	119.40
1	7	226	HIS	CA-CB-CG	6.23	124.20	113.60
1	gh	216	THR	CA-CB-CG2	-6.23	103.67	112.40
1	gV	66	MET	CG-SD-CE	-6.23	90.23	100.20
1	h5	167	ARG	NE-CZ-NH1	6.23	123.42	120.30
1	iz	68	MET	CG-SD-CE	-6.23	90.23	100.20
1	kK	119	THR	CA-CB-CG2	-6.23	103.67	112.40
1	ll	18	ARG	NH1-CZ-NH2	-6.23	112.54	119.40
1	2a	64	ALA	O-C-N	-6.23	112.73	122.70
1	2w	65	ALA	N-CA-CB	-6.23	101.37	110.10
1	30	44	SER	N-CA-CB	6.23	119.85	110.50
1	3a	3	VAL	CA-CB-CG2	-6.23	101.55	110.90
1	3n	169	TYR	CB-CG-CD1	6.23	124.74	121.00
1	5Z	117	TRP	CG-CD2-CE3	-6.23	128.29	133.90
1	64	197	ASP	CB-CG-OD2	6.23	123.91	118.30
1	66	10	MET	CA-CB-CG	-6.23	102.70	113.30
1	68	18	ARG	NE-CZ-NH2	-6.23	117.18	120.30

Continued on next page...

Continued from previous page...

Mol	Chain	Res	Type	Atoms	Z	Observed(°)	Ideal(°)
1	7G	167	ARG	CD-NE-CZ	-6.23	114.87	123.60
1	8f	161	PHE	CB-CG-CD2	6.23	125.16	120.80
1	8Q	133	TRP	CD1-CG-CD2	6.23	111.29	106.30
1	ck	164	TYR	CB-CG-CD2	-6.23	117.26	121.00
1	cn	96	MET	CG-SD-CE	-6.23	90.23	100.20
1	e4	145	TYR	CG-CD2-CE2	-6.23	116.31	121.30
1	fP	164	TYR	CB-CG-CD2	-6.23	117.26	121.00
1	gy	96	MET	CG-SD-CE	6.23	110.17	100.20
1	gB	18	ARG	NH1-CZ-NH2	-6.23	112.55	119.40
1	h0	159	GLU	OE1-CD-OE2	-6.23	115.82	123.30
1	i5	163	ASP	CB-CG-OD1	6.23	123.91	118.30
1	i7	164	TYR	CA-CB-CG	-6.23	101.56	113.40
1	iH	9	GLN	N-CA-CB	6.23	121.81	110.60
1	k5	132	ARG	NH1-CZ-NH2	-6.23	112.55	119.40
1	k8	145	TYR	CB-CG-CD2	-6.23	117.26	121.00
1	kh	161	PHE	CB-CG-CD1	-6.23	116.44	120.80
1	lP	154	ARG	NE-CZ-NH1	6.23	123.42	120.30
1	2Z	132	ARG	CD-NE-CZ	6.23	132.32	123.60
1	4F	68	MET	CG-SD-CE	-6.23	90.23	100.20
1	59	139	ASN	N-CA-CB	-6.23	99.38	110.60
1	5n	185	MET	CG-SD-CE	-6.23	90.23	100.20
1	5q	117	TRP	CD1-CG-CD2	-6.23	101.31	106.30
1	8m	169	TYR	CB-CG-CD2	6.23	124.74	121.00
1	bc	166	ASP	CB-CG-OD1	6.23	123.91	118.30
1	bd	168	PHE	CB-CG-CD2	6.23	125.16	120.80
1	bx	162	ARG	NE-CZ-NH2	-6.23	117.19	120.30
1	cj	14	ALA	N-CA-CB	-6.23	101.38	110.10
1	dt	167	ARG	NE-CZ-NH1	-6.23	117.19	120.30
1	eg	80	TRP	CB-CG-CD2	-6.23	118.50	126.60
1	f6	49	PRO	N-CA-CB	6.23	110.78	103.30
1	c	79	GLU	OE1-CD-OE2	-6.23	115.82	123.30
1	k	65	ALA	CB-CA-C	6.23	119.45	110.10
1	hs	143	ARG	NE-CZ-NH2	-6.23	117.19	120.30
1	iI	102	SER	N-CA-CB	6.23	119.84	110.50
1	k6	215	MET	CG-SD-CE	-6.23	90.23	100.20
1	2e	168	PHE	CB-CG-CD2	6.23	125.16	120.80
1	3W	46	GLY	O-C-N	-6.23	112.73	122.70
1	64	166	ASP	N-CA-CB	-6.23	99.39	110.60
1	66	117	TRP	CB-CG-CD2	-6.23	118.50	126.60
1	6b	167	ARG	CD-NE-CZ	6.23	132.32	123.60
1	88	229	ARG	NE-CZ-NH2	-6.23	117.19	120.30
1	8C	3	VAL	CA-CB-CG1	6.23	120.24	110.90

Continued on next page...

Continued from previous page...

Mol	Chain	Res	Type	Atoms	Z	Observed(°)	Ideal(°)
1	bb	100	ARG	NE-CZ-NH2	6.23	123.41	120.30
1	dG	10	MET	CB-CA-C	6.23	122.86	110.40
1	dP	169	TYR	CG-CD2-CE2	-6.23	116.32	121.30
1	fg	103	ASP	CB-CG-OD2	6.23	123.91	118.30
1	fJ	68	MET	CG-SD-CE	-6.23	90.23	100.20
1	J	148	THR	N-CA-CB	6.23	122.14	110.30
1	N	228	ALA	O-C-N	-6.23	112.73	122.70
1	hQ	119	THR	CA-CB-CG2	-6.23	103.68	112.40
1	ib	108	THR	CA-CB-CG2	-6.23	103.68	112.40
1	iN	130	TYR	CD1-CE1-CZ	6.23	125.40	119.80
1	jk	187	GLU	OE1-CD-OE2	-6.23	115.83	123.30
1	kX	154	ARG	NE-CZ-NH2	-6.23	117.19	120.30
1	lw	57	ASN	CB-CA-C	-6.23	97.94	110.40
1	lx	81	ASP	CB-CG-OD1	-6.23	112.70	118.30
1	2r	203	LYS	O-C-N	-6.23	112.74	122.70
1	3t	18	ARG	NE-CZ-NH2	-6.23	117.19	120.30
1	3A	228	ALA	N-CA-CB	6.23	118.82	110.10
1	3E	146	SER	N-CA-CB	6.23	119.84	110.50
1	43	147	PRO	N-CA-CB	6.23	110.77	103.30
1	78	148	THR	N-CA-CB	6.23	122.13	110.30
1	8d	143	ARG	CD-NE-CZ	6.23	132.32	123.60
1	8l	166	ASP	N-CA-CB	-6.23	99.39	110.60
1	8A	169	TYR	CG-CD2-CE2	-6.23	116.32	121.30
1	98	40	PHE	CB-CG-CD1	6.23	125.16	120.80
1	9q	169	TYR	CB-CG-CD1	6.23	124.74	121.00
1	bG	23	TRP	CB-CG-CD1	-6.23	118.90	127.00
1	eg	80	TRP	NE1-CE2-CZ2	-6.23	123.55	130.40
1	eZ	173	ARG	CD-NE-CZ	6.23	132.32	123.60
1	fL	170	LYS	O-C-N	-6.23	112.74	122.70
1	u	163	ASP	CB-CG-OD2	6.23	123.90	118.30
1	go	212	GLU	CG-CD-OE2	-6.23	105.85	118.30
1	j4	32	PHE	CB-CG-CD2	-6.23	116.44	120.80
1	jW	86	VAL	CA-CB-CG2	6.23	120.24	110.90
1	lm	63	GLN	CG-CD-OE1	-6.23	109.15	121.60
1	2o	108	THR	O-C-N	-6.23	112.74	122.70
1	4a	48	THR	CA-CB-CG2	-6.23	103.68	112.40
1	7H	32	PHE	CB-CG-CD1	-6.23	116.44	120.80
1	aK	162	ARG	NE-CZ-NH1	6.23	123.41	120.30
1	cu	133	TRP	CB-CG-CD2	-6.23	118.51	126.60
1	dI	44	SER	N-CA-CB	6.23	119.84	110.50
1	gX	132	ARG	NE-CZ-NH1	6.22	123.41	120.30
1	ht	164	TYR	CG-CD2-CE2	-6.22	116.32	121.30

Continued on next page...

Continued from previous page...

Mol	Chain	Res	Type	Atoms	Z	Observed(°)	Ideal(°)
1	hA	142	VAL	CA-CB-CG1	6.22	120.24	110.90
1	i8	169	TYR	CZ-CE2-CD2	6.22	125.40	119.80
1	it	28	GLU	O-C-N	-6.22	112.74	122.70
1	kb	162	ARG	CB-CA-C	-6.22	97.95	110.40
1	22	144	MET	CG-SD-CE	-6.22	90.24	100.20
1	lc	6	LEU	CB-CG-CD2	-6.22	100.42	111.00
1	lq	103	ASP	CB-CG-OD2	6.22	123.90	118.30
1	2A	94	GLY	CA-C-O	-6.22	109.39	120.60
1	3e	18	ARG	NE-CZ-NH1	-6.22	117.19	120.30
1	5g	166	ASP	CB-CG-OD1	-6.22	112.70	118.30
1	5h	162	ARG	NE-CZ-NH1	6.22	123.41	120.30
1	5j	145	TYR	CB-CG-CD1	-6.22	117.27	121.00
1	5x	169	TYR	O-C-N	-6.22	112.74	122.70
1	5N	3	VAL	CA-CB-CG1	6.22	120.24	110.90
1	5W	164	TYR	CG-CD2-CE2	-6.22	116.32	121.30
1	6k	173	ARG	NH1-CZ-NH2	-6.22	112.55	119.40
1	7x	191	VAL	O-C-N	-6.22	112.74	122.70
1	7P	47	ALA	N-CA-CB	6.22	118.81	110.10
1	8e	164	TYR	CG-CD2-CE2	-6.22	116.32	121.30
1	9a	80	TRP	CB-CG-CD2	6.22	134.69	126.60
1	9v	186	THR	O-C-N	-6.22	112.74	122.70
1	as	224	PRO	C-N-CA	6.22	135.37	122.30
1	14	39	MET	CG-SD-CE	-6.22	90.24	100.20
1	bo	143	ARG	NE-CZ-NH2	6.22	123.41	120.30
1	1a	36	VAL	CG1-CB-CG2	-6.22	100.94	110.90
1	c4	161	PHE	CB-CG-CD1	6.22	125.16	120.80
1	db	27	VAL	CA-CB-CG2	-6.22	101.56	110.90
1	dz	154	ARG	CG-CD-NE	-6.22	98.73	111.80
1	dD	130	TYR	CB-CG-CD1	6.22	124.73	121.00
1	dD	133	TRP	CB-CG-CD2	-6.22	118.51	126.60
1	dK	154	ARG	NE-CZ-NH2	-6.22	117.19	120.30
1	ex	145	TYR	CG-CD1-CE1	-6.22	116.32	121.30
1	eR	126	VAL	CA-CB-CG2	6.22	120.24	110.90
1	fi	82	ARG	NH1-CZ-NH2	-6.22	112.55	119.40
1	ly	32	PHE	CB-CG-CD2	-6.22	116.44	120.80
1	g1	111	LEU	CB-CG-CD2	6.22	121.58	111.00
1	gg	66	MET	CG-SD-CE	-6.22	90.24	100.20
1	gK	136	LEU	CB-CA-C	6.22	122.02	110.20
1	hf	184	TRP	O-C-N	-6.22	112.74	122.70
1	ks	168	PHE	CB-CG-CD2	-6.22	116.44	120.80
1	kx	164	TYR	CG-CD1-CE1	6.22	126.28	121.30
1	2F	96	MET	CG-SD-CE	-6.22	90.24	100.20

Continued on next page...

Continued from previous page...

Mol	Chain	Res	Type	Atoms	Z	Observed(°)	Ideal(°)
1	2K	221	VAL	CA-CB-CG1	-6.22	101.57	110.90
1	3y	197	ASP	CB-CG-OD1	-6.22	112.70	118.30
1	3A	130	TYR	CG-CD2-CE2	-6.22	116.32	121.30
1	42	185	MET	CG-SD-CE	-6.22	90.24	100.20
1	4r	229	ARG	NH1-CZ-NH2	-6.22	112.56	119.40
1	5T	154	ARG	CD-NE-CZ	6.22	132.31	123.60
1	8M	118	MET	CG-SD-CE	-6.22	90.25	100.20
1	9P	109	SER	N-CA-CB	6.22	119.83	110.50
1	aT	164	TYR	CB-CG-CD1	6.22	124.73	121.00
1	aT	211	LEU	CB-CG-CD2	-6.22	100.42	111.00
1	eb	168	PHE	CB-CG-CD1	-6.22	116.44	120.80
1	et	59	VAL	CA-CB-CG1	6.22	120.23	110.90
1	eJ	162	ARG	NH1-CZ-NH2	-6.22	112.56	119.40
1	fQ	59	VAL	O-C-N	-6.22	112.62	123.20
1	k	44	SER	O-C-N	-6.22	112.75	122.70
1	u	32	PHE	CB-CG-CD1	6.22	125.16	120.80
1	6	145	TYR	CG-CD2-CE2	-6.22	116.32	121.30
1	gY	157	PRO	N-CA-CB	6.22	110.77	103.30
1	j7	79	GLU	OE1-CD-OE2	-6.22	115.83	123.30
1	jk	135	ILE	CA-CB-CG1	-6.22	99.18	111.00
1	kb	152	ASP	CB-CG-OD2	-6.22	112.70	118.30
1	2V	165	VAL	CG1-CB-CG2	6.22	120.85	110.90
1	3j	160	PRO	N-CA-CB	6.22	110.77	103.30
1	6G	108	THR	CA-CB-CG2	-6.22	103.69	112.40
1	7L	173	ARG	NH1-CZ-NH2	-6.22	112.56	119.40
1	an	39	MET	CG-SD-CE	-6.22	90.25	100.20
1	bo	65	ALA	N-CA-CB	6.22	118.81	110.10
1	bG	169	TYR	CB-CG-CD2	6.22	124.73	121.00
1	cs	184	TRP	CB-CG-CD2	6.22	134.69	126.60
1	ff	167	ARG	NE-CZ-NH2	-6.22	117.19	120.30
1	fn	173	ARG	NE-CZ-NH2	-6.22	117.19	120.30
1	p	43	LEU	CB-CG-CD2	6.22	121.58	111.00
1	h0	152	ASP	CB-CG-OD2	-6.22	112.70	118.30
1	hb	79	GLU	OE1-CD-OE2	-6.22	115.84	123.30
1	iy	194	ALA	CB-CA-C	-6.22	100.77	110.10
1	iQ	143	ARG	NH1-CZ-NH2	6.22	126.24	119.40
1	iW	35	GLU	OE1-CD-OE2	6.22	130.76	123.30
1	kQ	3	VAL	CG1-CB-CG2	-6.22	100.95	110.90
1	2H	197	ASP	CB-CG-OD2	-6.22	112.70	118.30
1	2Q	118	MET	CB-CG-SD	6.22	131.06	112.40
1	4N	229	ARG	NE-CZ-NH1	6.22	123.41	120.30
1	5L	130	TYR	CB-CG-CD2	-6.22	117.27	121.00

Continued on next page...

Continued from previous page...

Mol	Chain	Res	Type	Atoms	Z	Observed(°)	Ideal(°)
1	72	228	ALA	N-CA-CB	-6.22	101.39	110.10
1	7s	143	ARG	NH1-CZ-NH2	-6.22	112.56	119.40
1	88	185	MET	CG-SD-CE	-6.22	90.25	100.20
1	8D	169	TYR	CG-CD2-CE2	6.22	126.28	121.30
1	9b	130	TYR	CB-CG-CD1	6.22	124.73	121.00
1	9U	152	ASP	CB-CG-OD2	6.22	123.90	118.30
1	cr	32	PHE	CB-CG-CD2	-6.22	116.45	120.80
1	ep	145	TYR	CB-CG-CD2	-6.22	117.27	121.00
1	es	222	GLY	C-N-CA	6.22	135.36	122.30
1	r	154	ARG	CB-CG-CD	6.22	127.77	111.60
1	4	65	ALA	N-CA-CB	6.22	118.81	110.10
1	Q	173	ARG	NH1-CZ-NH2	6.22	126.24	119.40
1	6	162	ARG	NE-CZ-NH1	-6.22	117.19	120.30
1	kU	18	ARG	NH1-CZ-NH2	-6.22	112.56	119.40
1	2e	100	ARG	NE-CZ-NH1	6.22	123.41	120.30
1	2E	229	ARG	NE-CZ-NH2	6.22	123.41	120.30
1	32	81	ASP	CB-CG-OD1	-6.22	112.70	118.30
1	3q	215	MET	CG-SD-CE	-6.22	90.25	100.20
1	5v	88	ALA	CB-CA-C	-6.22	100.77	110.10
1	5Q	40	PHE	CB-CG-CD2	6.22	125.15	120.80
1	Y	229	ARG	NH1-CZ-NH2	-6.22	112.56	119.40
1	aw	229	ARG	NE-CZ-NH2	-6.22	117.19	120.30
1	cz	125	PRO	N-CA-CB	-6.22	95.76	102.60
1	cZ	18	ARG	NE-CZ-NH2	-6.22	117.19	120.30
1	e9	189	LEU	CB-CG-CD2	6.22	121.57	111.00
1	f2	161	PHE	CB-CG-CD1	6.22	125.15	120.80
1	3	142	VAL	CG1-CB-CG2	-6.22	100.95	110.90
1	gc	154	ARG	NE-CZ-NH2	-6.22	117.19	120.30
1	gl	82	ARG	NH1-CZ-NH2	-6.22	112.56	119.40
1	gI	215	MET	O-C-N	-6.22	112.75	122.70
1	hi	145	TYR	CG-CD2-CE2	-6.22	116.33	121.30
1	i4	216	THR	N-CA-CB	6.22	122.11	110.30
1	id	130	TYR	CB-CG-CD2	-6.22	117.27	121.00
1	ie	185	MET	CG-SD-CE	-6.22	90.25	100.20
1	je	148	THR	OG1-CB-CG2	-6.22	95.70	110.00
1	jK	168	PHE	CB-CG-CD2	6.22	125.15	120.80
1	kf	168	PHE	CB-CG-CD2	-6.22	116.45	120.80
1	lN	40	PHE	CB-CG-CD1	-6.22	116.45	120.80
1	3l	145	TYR	CG-CD2-CE2	6.22	126.27	121.30
1	3N	162	ARG	NH1-CZ-NH2	-6.22	112.56	119.40
1	4w	12	HIS	CA-CB-CG	-6.22	103.03	113.60
1	4J	40	PHE	CD1-CE1-CZ	6.22	127.56	120.10

Continued on next page...

Continued from previous page...

Mol	Chain	Res	Type	Atoms	Z	Observed(°)	Ideal(°)
1	4O	164	TYR	CB-CG-CD2	6.22	124.73	121.00
1	4V	152	ASP	N-CA-CB	-6.22	99.41	110.60
1	67	139	ASN	CA-CB-CG	6.22	127.08	113.40
1	6u	48	THR	CA-CB-CG2	-6.22	103.70	112.40
1	6C	214	MET	CG-SD-CE	-6.22	90.25	100.20
1	7t	80	TRP	CB-CG-CD1	-6.22	118.92	127.00
1	82	174	ALA	N-CA-CB	-6.22	101.40	110.10
1	9a	25	LYS	O-C-N	-6.22	112.75	122.70
1	9H	173	ARG	NE-CZ-NH2	6.22	123.41	120.30
1	9Y	210	THR	CA-CB-OG1	6.22	122.05	109.00
1	b1	174	ALA	CB-CA-C	6.22	119.42	110.10
1	d5	162	ARG	NE-CZ-NH1	6.22	123.41	120.30
1	eN	117	TRP	O-C-N	-6.22	112.75	122.70
1	g5	152	ASP	CB-CG-OD2	-6.22	112.70	118.30
1	C	143	ARG	CG-CD-NE	-6.22	98.75	111.80
1	gD	32	PHE	CB-CG-CD1	6.21	125.15	120.80
1	hj	97	ARG	NE-CZ-NH2	6.21	123.41	120.30
1	jm	40	PHE	CG-CD1-CE1	-6.21	113.96	120.80
1	jB	133	TRP	CB-CG-CD2	-6.21	118.52	126.60
1	kj	66	MET	N-CA-CB	6.21	121.79	110.60
1	ks	155	GLN	CG-CD-OE1	6.21	134.03	121.60
1	ld	85	PRO	N-CA-CB	6.21	110.76	103.30
1	lf	39	MET	CG-SD-CE	-6.21	90.26	100.20
1	lg	215	MET	CG-SD-CE	-6.21	90.26	100.20
1	2l	49	PRO	N-CA-CB	6.21	110.76	103.30
1	3t	210	THR	CA-CB-CG2	-6.21	103.70	112.40
1	3L	73	ILE	CA-CB-CG2	-6.21	98.47	110.90
1	4l	130	TYR	CZ-CE2-CD2	6.21	125.39	119.80
1	6x	40	PHE	CB-CG-CD2	6.21	125.15	120.80
1	6V	154	ARG	NE-CZ-NH1	6.21	123.41	120.30
1	6W	152	ASP	CB-CG-OD1	6.21	123.89	118.30
1	7N	169	TYR	CG-CD2-CE2	6.21	126.27	121.30
1	8P	171	THR	CA-CB-CG2	-6.21	103.70	112.40
1	9w	18	ARG	NH1-CZ-NH2	6.21	126.23	119.40
1	cl	32	PHE	N-CA-CB	-6.21	99.41	110.60
1	cJ	80	TRP	CB-CG-CD1	6.21	135.08	127.00
1	cQ	7	GLN	N-CA-CB	6.21	121.79	110.60
1	eg	197	ASP	CB-CG-OD1	6.21	123.89	118.30
1	eQ	144	MET	CG-SD-CE	-6.21	90.26	100.20
1	1u	200	THR	CA-CB-OG1	6.21	122.05	109.00
1	5	161	PHE	CB-CG-CD2	6.21	125.15	120.80
1	hM	148	THR	C-N-CA	6.21	137.23	121.70

Continued on next page...

Continued from previous page...

Mol	Chain	Res	Type	Atoms	Z	Observed(°)	Ideal(°)
1	jb	133	TRP	CB-CG-CD1	6.21	135.08	127.00
1	kh	100	ARG	NE-CZ-NH1	6.21	123.41	120.30
1	4p	178	SER	N-CA-CB	-6.21	101.18	110.50
1	6j	168	PHE	CB-CG-CD2	-6.21	116.45	120.80
1	6s	154	ARG	CD-NE-CZ	6.21	132.30	123.60
1	7d	187	GLU	OE1-CD-OE2	-6.21	115.84	123.30
1	8C	98	GLU	OE1-CD-OE2	-6.21	115.84	123.30
1	bA	132	ARG	NE-CZ-NH2	-6.21	117.19	120.30
1	y	130	TYR	CB-CG-CD1	-6.21	117.27	121.00
1	gt	167	ARG	NE-CZ-NH1	-6.21	117.19	120.30
1	ht	169	TYR	CD1-CE1-CZ	-6.21	114.21	119.80
1	io	133	TRP	CB-CG-CD1	6.21	135.07	127.00
1	jH	5	ASN	N-CA-CB	6.21	121.78	110.60
1	ka	32	PHE	CB-CG-CD2	6.21	125.15	120.80
1	2r	167	ARG	NH1-CZ-NH2	-6.21	112.57	119.40
1	35	163	ASP	CB-CG-OD2	-6.21	112.71	118.30
1	39	125	PRO	N-CD-CG	6.21	112.52	103.20
1	4H	142	VAL	CA-CB-CG1	6.21	120.22	110.90
1	6l	180	GLU	CB-CA-C	6.21	122.82	110.40
1	7a	66	MET	CG-SD-CE	-6.21	90.26	100.20
1	7h	230	VAL	CA-CB-CG1	6.21	120.22	110.90
1	7A	40	PHE	CB-CG-CD1	-6.21	116.45	120.80
1	7N	164	TYR	CB-CG-CD2	6.21	124.73	121.00
1	8Q	132	ARG	NE-CZ-NH1	6.21	123.41	120.30
1	8Z	18	ARG	NE-CZ-NH1	6.21	123.41	120.30
1	a2	195	ASN	N-CA-CB	6.21	121.78	110.60
1	17	145	TYR	CZ-CE2-CD2	-6.21	114.21	119.80
1	fe	161	PHE	CZ-CE2-CD2	-6.21	112.65	120.10
1	g5	130	TYR	CG-CD2-CE2	-6.21	116.33	121.30
1	v	168	PHE	CB-CG-CD1	6.21	125.15	120.80
1	T	86	VAL	CA-CB-CG2	6.21	120.22	110.90
1	X	168	PHE	CB-CG-CD2	6.21	125.15	120.80
1	ie	23	TRP	CE2-CD2-CG	-6.21	102.33	107.30
1	iX	167	ARG	NE-CZ-NH1	6.21	123.41	120.30
1	jP	111	LEU	CB-CG-CD2	6.21	121.56	111.00
1	lN	216	THR	CA-CB-CG2	-6.21	103.71	112.40
1	2z	187	GLU	CG-CD-OE1	6.21	130.72	118.30
1	4Y	84	HIS	CA-CB-CG	-6.21	103.04	113.60
1	6g	179	GLN	O-C-N	-6.21	112.77	122.70
1	7a	23	TRP	CA-CB-CG	6.21	125.50	113.70
1	81	172	LEU	CB-CG-CD1	6.21	121.56	111.00
1	8W	23	TRP	CZ3-CH2-CZ2	-6.21	114.15	121.60

Continued on next page...

Continued from previous page...

Mol	Chain	Res	Type	Atoms	Z	Observed(°)	Ideal(°)
1	8X	132	ARG	NH1-CZ-NH2	-6.21	112.57	119.40
1	9s	163	ASP	CB-CG-OD1	-6.21	112.71	118.30
1	b2	145	TYR	CB-CG-CD2	-6.21	117.27	121.00
1	en	32	PHE	CG-CD1-CE1	6.21	127.63	120.80
1	m	229	ARG	NE-CZ-NH2	6.21	123.41	120.30
1	G	87	HIS	O-C-N	-6.21	112.76	122.70
1	gL	68	MET	CG-SD-CE	-6.21	90.27	100.20
1	1G	173	ARG	NE-CZ-NH2	-6.21	117.20	120.30
1	gZ	132	ARG	CD-NE-CZ	6.21	132.29	123.60
1	hB	82	ARG	NE-CZ-NH2	-6.21	117.20	120.30
1	ii	164	TYR	CB-CG-CD2	-6.21	117.28	121.00
1	im	100	ARG	NH1-CZ-NH2	6.21	126.23	119.40
1	ju	173	ARG	CG-CD-NE	-6.21	98.76	111.80
1	kb	1	PRO	N-CD-CG	-6.21	93.89	103.20
1	kc	80	TRP	CG-CD1-NE1	-6.21	103.89	110.10
1	lg	117	TRP	CB-CG-CD1	-6.21	118.93	127.00
1	lo	167	ARG	NE-CZ-NH2	-6.21	117.20	120.30
1	2L	23	TRP	CE3-CZ3-CH2	6.21	128.03	121.20
1	36	75	GLU	OE1-CD-OE2	-6.21	115.85	123.30
1	3o	143	ARG	NE-CZ-NH1	6.21	123.41	120.30
1	4h	32	PHE	CB-CG-CD1	6.21	125.14	120.80
1	5l	41	SER	N-CA-CB	6.21	119.81	110.50
1	7m	143	ARG	CA-CB-CG	6.21	127.06	113.40
1	7P	152	ASP	CB-CG-OD2	6.21	123.89	118.30
1	8A	87	HIS	CA-CB-CG	6.21	124.16	113.60
1	9z	164	TYR	CB-CG-CD1	-6.21	117.28	121.00
1	a4	89	GLY	N-CA-C	6.21	128.62	113.10
1	ac	167	ARG	NE-CZ-NH2	6.21	123.41	120.30
1	cl	132	ARG	NH1-CZ-NH2	-6.21	112.57	119.40
1	cB	143	ARG	NH1-CZ-NH2	-6.21	112.57	119.40
1	dl	126	VAL	CG1-CB-CG2	6.21	120.83	110.90
1	1k	130	TYR	CB-CG-CD2	-6.21	117.28	121.00
1	dC	161	PHE	CB-CG-CD1	-6.21	116.45	120.80
1	e2	154	ARG	NE-CZ-NH2	6.21	123.41	120.30
1	em	108	THR	CA-CB-CG2	-6.21	103.71	112.40
1	fp	79	GLU	O-C-N	-6.21	112.77	122.70
1	C	100	ARG	O-C-N	-6.21	112.64	123.20
1	7	212	GLU	OE1-CD-OE2	-6.21	115.85	123.30
1	g8	217	ALA	CB-CA-C	-6.21	100.79	110.10
1	gx	23	TRP	CD1-CG-CD2	6.21	111.27	106.30
1	ho	24	VAL	CA-CB-CG1	-6.21	101.59	110.90
1	hL	88	ALA	CB-CA-C	6.21	119.41	110.10

Continued on next page...

Continued from previous page...

Mol	Chain	Res	Type	Atoms	Z	Observed(°)	Ideal(°)
1	i2	80	TRP	CB-CG-CD2	6.21	134.67	126.60
1	ii	100	ARG	NH1-CZ-NH2	-6.21	112.57	119.40
1	jb	131	LYS	O-C-N	-6.21	112.77	122.70
1	lO	173	ARG	NE-CZ-NH2	6.21	123.40	120.30
1	3i	96	MET	CG-SD-CE	-6.21	90.27	100.20
1	3s	204	ALA	O-C-N	-6.21	112.77	122.70
1	43	212	GLU	O-C-N	-6.21	112.77	122.70
1	4M	38	PRO	N-CA-CB	6.21	110.75	103.30
1	5s	139	ASN	O-C-N	-6.21	112.77	122.70
1	5Q	145	TYR	CB-CG-CD1	6.21	124.72	121.00
1	5U	229	ARG	NE-CZ-NH1	6.21	123.40	120.30
1	6N	184	TRP	CB-CG-CD1	-6.21	118.93	127.00
1	78	79	GLU	OE1-CD-OE2	-6.21	115.85	123.30
1	7k	143	ARG	NH1-CZ-NH2	6.21	126.23	119.40
1	7k	197	ASP	CB-CG-OD2	-6.21	112.71	118.30
1	9l	135	ILE	O-C-N	-6.21	112.77	122.70
1	9r	105	ALA	O-C-N	-6.21	112.65	123.20
1	9K	18	ARG	NE-CZ-NH1	6.21	123.40	120.30
1	9Z	173	ARG	NH1-CZ-NH2	-6.21	112.57	119.40
1	ar	117	TRP	CD1-CG-CD2	6.21	111.27	106.30
1	aV	32	PHE	CB-CG-CD2	-6.21	116.45	120.80
1	aV	169	TYR	CB-CG-CD2	6.21	124.72	121.00
1	bw	130	TYR	CB-CG-CD2	-6.21	117.28	121.00
1	c1	162	ARG	NE-CZ-NH1	6.21	123.40	120.30
1	c1	166	ASP	CB-CG-OD1	6.21	123.89	118.30
1	1c	230	VAL	CG1-CB-CG2	-6.21	100.97	110.90
1	dn	118	MET	CG-SD-CE	-6.21	90.27	100.20
1	dt	229	ARG	NE-CZ-NH1	6.21	123.40	120.30
1	fA	177	ALA	CB-CA-C	6.21	119.41	110.10
1	gC	166	ASP	CB-CG-OD1	-6.21	112.72	118.30
1	gR	100	ARG	NH1-CZ-NH2	-6.21	112.58	119.40
1	j4	152	ASP	CB-CG-OD1	-6.21	112.72	118.30
1	ki	44	SER	N-CA-CB	6.21	119.81	110.50
1	6k	81	ASP	CB-CG-OD2	6.21	123.88	118.30
1	9g	186	THR	CA-CB-CG2	-6.21	103.71	112.40
1	9o	168	PHE	CB-CG-CD1	-6.21	116.46	120.80
1	9I	166	ASP	CB-CG-OD1	-6.21	112.72	118.30
1	ar	117	TRP	CG-CD1-NE1	-6.21	103.89	110.10
1	aL	82	ARG	NE-CZ-NH1	6.21	123.40	120.30
1	ba	229	ARG	O-C-N	-6.21	112.77	122.70
1	1u	168	PHE	CB-CA-C	6.21	122.81	110.40
1	g8	97	ARG	NE-CZ-NH2	-6.20	117.20	120.30

Continued on next page...

Continued from previous page...

Mol	Chain	Res	Type	Atoms	Z	Observed(°)	Ideal(°)
1	gb	162	ARG	NH1-CZ-NH2	-6.20	112.58	119.40
1	gw	22	ALA	N-CA-CB	-6.20	101.41	110.10
1	iN	133	TRP	CE2-CD2-CG	-6.20	102.34	107.30
1	j8	210	THR	OG1-CB-CG2	-6.20	95.73	110.00
1	jD	72	THR	OG1-CB-CG2	-6.20	95.73	110.00
1	jI	154	ARG	NE-CZ-NH2	-6.20	117.20	120.30
1	k4	143	ARG	NE-CZ-NH1	6.20	123.40	120.30
1	2y	32	PHE	CB-CG-CD1	-6.20	116.46	120.80
1	2A	103	ASP	CB-CG-OD1	6.20	123.88	118.30
1	3t	113	GLU	O-C-N	-6.20	112.78	122.70
1	3Q	216	THR	CA-CB-CG2	-6.20	103.72	112.40
1	3X	97	ARG	NE-CZ-NH1	6.20	123.40	120.30
1	4D	18	ARG	O-C-N	-6.20	112.78	122.70
1	5P	145	TYR	CB-CG-CD1	-6.20	117.28	121.00
1	6B	168	PHE	CB-CG-CD1	-6.20	116.46	120.80
1	76	197	ASP	CB-CG-OD2	-6.20	112.72	118.30
1	7h	103	ASP	CB-CG-OD2	6.20	123.88	118.30
1	7Q	154	ARG	NH1-CZ-NH2	-6.20	112.58	119.40
1	8x	97	ARG	CG-CD-NE	-6.20	98.77	111.80
1	9V	188	THR	N-CA-CB	6.20	122.09	110.30
1	ag	136	LEU	O-C-N	-6.20	112.66	123.20
1	cd	163	ASP	CB-CG-OD1	6.20	123.88	118.30
1	ct	168	PHE	CB-CG-CD2	-6.20	116.46	120.80
1	dW	23	TRP	CD1-CG-CD2	6.20	111.26	106.30
1	e2	132	ARG	CG-CD-NE	-6.20	98.77	111.80
1	H	184	TRP	CD1-CG-CD2	6.20	111.26	106.30
1	R	69	LEU	CB-CA-C	6.20	121.99	110.20
1	hG	18	ARG	NE-CZ-NH1	-6.20	117.20	120.30
1	lO	150	ILE	O-C-N	-6.20	112.78	122.70
1	2j	72	THR	OG1-CB-CG2	-6.20	95.74	110.00
1	5S	228	ALA	N-CA-CB	-6.20	101.42	110.10
1	7P	165	VAL	CA-CB-CG2	-6.20	101.60	110.90
1	b6	168	PHE	CB-CG-CD1	-6.20	116.46	120.80
1	be	80	TRP	CE2-CD2-CG	-6.20	102.34	107.30
1	eI	145	TYR	CB-CG-CD2	-6.20	117.28	121.00
1	lz	169	TYR	CD1-CE1-CZ	6.20	125.38	119.80
1	0	148	THR	CA-CB-CG2	6.20	121.08	112.40
1	gM	36	VAL	CA-CB-CG1	-6.20	101.60	110.90
1	hk	173	ARG	NH1-CZ-NH2	-6.20	112.58	119.40
1	jN	132	ARG	N-CA-CB	-6.20	99.44	110.60
1	kt	130	TYR	CB-CG-CD2	-6.20	117.28	121.00
1	2h	80	TRP	CE2-CD2-CG	-6.20	102.34	107.30

Continued on next page...

Continued from previous page...

Mol	Chain	Res	Type	Atoms	Z	Observed(°)	Ideal(°)
1	2D	145	TYR	CG-CD2-CE2	-6.20	116.34	121.30
1	3x	81	ASP	CB-CG-OD1	6.20	123.88	118.30
1	3C	126	VAL	CA-CB-CG2	-6.20	101.60	110.90
1	5H	26	VAL	CA-CB-CG2	-6.20	101.60	110.90
1	6g	184	TRP	CD1-CG-CD2	6.20	111.26	106.30
1	7p	32	PHE	CB-CG-CD1	6.20	125.14	120.80
1	8l	55	MET	CG-SD-CE	-6.20	90.28	100.20
1	9d	164	TYR	CB-CG-CD2	6.20	124.72	121.00
1	9E	229	ARG	NE-CZ-NH1	6.20	123.40	120.30
1	aX	133	TRP	CH2-CZ2-CE2	-6.20	111.20	117.40
1	bj	185	MET	CG-SD-CE	-6.20	90.28	100.20
1	by	229	ARG	NH1-CZ-NH2	6.20	126.22	119.40
1	bX	180	GLU	OE1-CD-OE2	-6.20	115.86	123.30
1	cp	24	VAL	CA-CB-CG2	-6.20	101.60	110.90
1	cx	152	ASP	O-C-N	-6.20	112.78	122.70
1	cE	3	VAL	CA-CB-CG1	-6.20	101.60	110.90
1	cH	32	PHE	CB-CG-CD1	-6.20	116.46	120.80
1	dw	162	ARG	NE-CZ-NH2	-6.20	117.20	120.30
1	dC	145	TYR	CB-CG-CD2	-6.20	117.28	121.00
1	dV	174	ALA	N-CA-CB	-6.20	101.42	110.10
1	e0	97	ARG	NH1-CZ-NH2	-6.20	112.58	119.40
1	fy	166	ASP	CB-CG-OD1	6.20	123.88	118.30
1	gw	166	ASP	CB-CG-OD1	6.20	123.88	118.30
1	gy	59	VAL	CA-CB-CG1	6.20	120.20	110.90
1	is	42	ALA	CB-CA-C	-6.20	100.80	110.10
1	jd	97	ARG	NE-CZ-NH2	-6.20	117.20	120.30
1	jI	24	VAL	CA-CB-CG2	6.20	120.20	110.90
1	kW	214	MET	CG-SD-CE	-6.20	90.28	100.20
1	40	154	ARG	NE-CZ-NH1	6.20	123.40	120.30
1	44	100	ARG	NE-CZ-NH1	6.20	123.40	120.30
1	6g	45	GLU	CG-CD-OE2	-6.20	105.90	118.30
1	7u	40	PHE	CG-CD2-CE2	6.20	127.62	120.80
1	7J	82	ARG	NE-CZ-NH1	6.20	123.40	120.30
1	ah	166	ASP	CB-CG-OD2	6.20	123.88	118.30
1	cl	107	THR	CA-CB-CG2	-6.20	103.72	112.40
1	cW	97	ARG	NH1-CZ-NH2	6.20	126.22	119.40
1	dg	29	GLU	OE1-CD-OE2	-6.20	115.86	123.30
1	dZ	143	ARG	NE-CZ-NH2	-6.20	117.20	120.30
1	e4	96	MET	CA-CB-CG	6.20	123.84	113.30
1	fa	197	ASP	CB-CG-OD2	6.20	123.88	118.30
1	fd	145	TYR	CB-CG-CD2	-6.20	117.28	121.00
1	lz	81	ASP	CB-CG-OD1	6.20	123.88	118.30

Continued on next page...

Continued from previous page...

Mol	Chain	Res	Type	Atoms	Z	Observed(°)	Ideal(°)
1	x	11	VAL	CA-CB-CG1	6.20	120.20	110.90
1	is	166	ASP	CB-CG-OD2	-6.20	112.72	118.30
1	iW	162	ARG	NH1-CZ-NH2	-6.20	112.58	119.40
1	56	173	ARG	NE-CZ-NH2	6.20	123.40	120.30
1	7t	39	MET	CG-SD-CE	-6.20	90.28	100.20
1	8m	118	MET	O-C-N	-6.20	112.78	122.70
1	aD	197	ASP	CB-CG-OD1	-6.20	112.72	118.30
1	by	166	ASP	CB-CG-OD2	6.20	123.88	118.30
1	dr	48	THR	CA-CB-CG2	-6.20	103.72	112.40
1	dG	194	ALA	O-C-N	-6.20	112.78	122.70
1	dX	80	TRP	CB-CG-CD2	6.20	134.66	126.60
1	ff	108	THR	CA-CB-CG2	-6.20	103.72	112.40
1	p	180	GLU	CG-CD-OE2	6.20	130.69	118.30
1	hv	100	ARG	NE-CZ-NH2	-6.20	117.20	120.30
1	i8	23	TRP	CD1-NE1-CE2	6.20	114.58	109.00
1	if	154	ARG	NE-CZ-NH2	-6.20	117.20	120.30
1	iv	18	ARG	NE-CZ-NH1	6.20	123.40	120.30
1	jj	133	TRP	CH2-CZ2-CE2	6.20	123.60	117.40
1	jH	214	MET	CG-SD-CE	-6.20	90.29	100.20
1	jI	11	VAL	CG1-CB-CG2	-6.20	100.99	110.90
1	kk	144	MET	CG-SD-CE	-6.20	90.29	100.20
1	kJ	161	PHE	CB-CG-CD1	-6.20	116.46	120.80
1	lx	173	ARG	NH1-CZ-NH2	-6.20	112.58	119.40
1	3a	68	MET	CG-SD-CE	-6.20	90.29	100.20
1	4D	100	ARG	NE-CZ-NH2	-6.20	117.20	120.30
1	5n	44	SER	N-CA-CB	6.20	119.79	110.50
1	5G	166	ASP	CB-CG-OD1	-6.20	112.72	118.30
1	5Q	97	ARG	NE-CZ-NH2	6.20	123.40	120.30
1	6n	18	ARG	NE-CZ-NH2	-6.20	117.20	120.30
1	79	169	TYR	CG-CD2-CE2	-6.20	116.34	121.30
1	7F	148	THR	CA-CB-CG2	-6.20	103.72	112.40
1	7N	215	MET	CG-SD-CE	-6.20	90.29	100.20
1	9A	152	ASP	CB-CG-OD1	-6.20	112.72	118.30
1	an	154	ARG	NE-CZ-NH1	6.20	123.40	120.30
1	av	40	PHE	CB-CG-CD2	6.20	125.14	120.80
1	aI	112	GLN	N-CA-CB	-6.20	99.45	110.60
1	aZ	167	ARG	NH1-CZ-NH2	-6.20	112.58	119.40
1	bw	66	MET	CG-SD-CE	6.20	110.11	100.20
1	bP	80	TRP	CB-CG-CD1	6.20	135.06	127.00
1	c1	9	GLN	N-CA-CB	6.20	121.75	110.60
1	cf	229	ARG	NH1-CZ-NH2	-6.20	112.58	119.40
1	e3	143	ARG	NE-CZ-NH2	6.20	123.40	120.30

Continued on next page...

Continued from previous page...

Mol	Chain	Res	Type	Atoms	Z	Observed(°)	Ideal(°)
1	eb	132	ARG	NH1-CZ-NH2	6.20	126.22	119.40
1	eQ	18	ARG	NE-CZ-NH1	6.20	123.40	120.30
1	fd	152	ASP	CB-CG-OD2	-6.20	112.72	118.30
1	fr	32	PHE	CB-CG-CD2	6.20	125.14	120.80
1	fZ	224	PRO	N-CA-CB	-6.20	95.78	102.60
1	q	185	MET	CG-SD-CE	-6.20	90.29	100.20
1	8	164	TYR	CB-CG-CD2	-6.20	117.28	121.00
1	hp	164	TYR	CB-CG-CD1	-6.19	117.28	121.00
1	ip	167	ARG	NH1-CZ-NH2	-6.19	112.59	119.40
1	jU	23	TRP	CB-CG-CD2	6.19	134.65	126.60
1	2s	141	ILE	O-C-N	-6.19	112.79	122.70
1	3K	97	ARG	NE-CZ-NH1	6.19	123.40	120.30
1	3S	82	ARG	NE-CZ-NH1	6.19	123.40	120.30
1	5i	145	TYR	CG-CD1-CE1	-6.19	116.34	121.30
1	7F	229	ARG	NH1-CZ-NH2	-6.19	112.59	119.40
1	7T	40	PHE	CB-CG-CD1	-6.19	116.46	120.80
1	av	162	ARG	CB-CA-C	-6.19	98.01	110.40
1	bd	126	VAL	CA-CB-CG1	-6.19	101.61	110.90
1	f2	81	ASP	N-CA-CB	-6.19	99.45	110.60
1	b	144	MET	CG-SD-CE	-6.19	90.29	100.20
1	gB	100	ARG	NH1-CZ-NH2	-6.19	112.59	119.40
1	hb	86	VAL	CA-CB-CG2	-6.19	101.61	110.90
1	hx	164	TYR	CB-CG-CD2	6.19	124.72	121.00
1	hC	161	PHE	CB-CG-CD2	-6.19	116.47	120.80
1	hD	26	VAL	CA-CB-CG1	6.19	120.19	110.90
1	hJ	97	ARG	NE-CZ-NH2	-6.19	117.20	120.30
1	hJ	165	VAL	CA-CB-CG1	6.19	120.19	110.90
1	hJ	184	TRP	CG-CD2-CE3	-6.19	128.33	133.90
1	hK	29	GLU	OE1-CD-OE2	-6.19	115.87	123.30
1	je	10	MET	C-N-CA	6.19	137.18	121.70
1	jU	100	ARG	NH1-CZ-NH2	-6.19	112.59	119.40
1	lf	23	TRP	O-C-N	-6.19	112.79	122.70
1	2D	139	ASN	N-CA-CB	6.19	121.75	110.60
1	3M	126	VAL	CG1-CB-CG2	-6.19	100.99	110.90
1	4O	86	VAL	CA-CB-CG1	6.19	120.19	110.90
1	5k	47	ALA	CB-CA-C	6.19	119.39	110.10
1	6n	133	TRP	CB-CG-CD2	-6.19	118.55	126.60
1	6u	31	ALA	CB-CA-C	6.19	119.39	110.10
1	6L	10	MET	CG-SD-CE	6.19	110.11	100.20
1	7c	97	ARG	NE-CZ-NH1	6.19	123.40	120.30
1	95	55	MET	CA-CB-CG	6.19	123.83	113.30
1	ak	23	TRP	CH2-CZ2-CE2	6.19	123.59	117.40

Continued on next page...

Continued from previous page...

Mol	Chain	Res	Type	Atoms	Z	Observed(°)	Ideal(°)
1	ak	178	SER	O-C-N	-6.19	112.79	122.70
1	bc	39	MET	CG-SD-CE	-6.19	90.29	100.20
1	by	224	PRO	N-CA-CB	-6.19	95.79	102.60
1	1b	171	THR	N-CA-CB	6.19	122.07	110.30
1	eG	81	ASP	CB-CG-OD2	-6.19	112.73	118.30
1	eV	83	LEU	O-C-N	-6.19	112.79	122.70
1	fi	144	MET	CG-SD-CE	-6.19	90.29	100.20
1	gz	216	THR	CA-CB-CG2	6.19	121.07	112.40
1	hC	145	TYR	CG-CD2-CE2	-6.19	116.35	121.30
1	1M	169	TYR	CB-CG-CD1	6.19	124.72	121.00
1	ih	10	MET	CG-SD-CE	-6.19	90.29	100.20
1	iY	27	VAL	CA-CB-CG2	-6.19	101.61	110.90
1	j5	95	GLN	N-CA-CB	6.19	121.74	110.60
1	jj	173	ARG	NH1-CZ-NH2	-6.19	112.59	119.40
1	kH	133	TRP	CB-CG-CD1	6.19	135.05	127.00
1	kI	132	ARG	NE-CZ-NH1	6.19	123.39	120.30
1	l0	31	ALA	O-C-N	-6.19	112.80	122.70
1	lF	27	VAL	CA-CB-CG2	-6.19	101.61	110.90
1	2w	56	LEU	CB-CG-CD2	6.19	121.52	111.00
1	2G	171	THR	CA-CB-CG2	6.19	121.07	112.40
1	3X	229	ARG	NE-CZ-NH2	6.19	123.39	120.30
1	56	208	ALA	CB-CA-C	-6.19	100.81	110.10
1	5b	169	TYR	CB-CG-CD2	6.19	124.72	121.00
1	5o	82	ARG	NE-CZ-NH1	6.19	123.39	120.30
1	6d	76	GLU	OE1-CD-OE2	-6.19	115.87	123.30
1	6z	107	THR	CA-CB-CG2	-6.19	103.73	112.40
1	6Q	164	TYR	CB-CG-CD2	-6.19	117.29	121.00
1	7B	119	THR	CA-CB-CG2	-6.19	103.73	112.40
1	7H	188	THR	N-CA-CB	6.19	122.06	110.30
1	80	132	ARG	CD-NE-CZ	6.19	132.27	123.60
1	82	143	ARG	NE-CZ-NH2	-6.19	117.20	120.30
1	8W	154	ARG	NE-CZ-NH1	6.19	123.39	120.30
1	99	123	PRO	N-CA-CB	-6.19	95.79	102.60
1	ay	23	TRP	CA-CB-CG	6.19	125.46	113.70
1	b1	100	ARG	NH1-CZ-NH2	6.19	126.21	119.40
1	bf	226	HIS	O-C-N	-6.19	112.79	122.70
1	bm	154	ARG	NH1-CZ-NH2	-6.19	112.59	119.40
1	bV	167	ARG	NE-CZ-NH1	6.19	123.39	120.30
1	cy	81	ASP	CB-CG-OD2	6.19	123.87	118.30
1	fS	18	ARG	NH1-CZ-NH2	-6.19	112.59	119.40
1	I	202	LEU	O-C-N	-6.19	112.80	122.70
1	5	125	PRO	N-CD-CG	6.19	112.49	103.20

Continued on next page...

Continued from previous page...

Mol	Chain	Res	Type	Atoms	Z	Observed(°)	Ideal(°)
1	gk	42	ALA	N-CA-CB	6.19	118.77	110.10
1	gR	164	TYR	CB-CG-CD1	-6.19	117.29	121.00
1	gW	18	ARG	NH1-CZ-NH2	-6.19	112.59	119.40
1	i8	181	VAL	CA-CB-CG2	-6.19	101.62	110.90
1	2B	55	MET	CG-SD-CE	-6.19	90.30	100.20
1	4y	72	THR	CA-CB-CG2	-6.19	103.74	112.40
1	8i	163	ASP	CB-CG-OD1	6.19	123.87	118.30
1	an	224	PRO	N-CD-CG	6.19	112.48	103.20
1	1a	168	PHE	CB-CG-CD1	-6.19	116.47	120.80
1	bX	145	TYR	O-C-N	-6.19	112.80	122.70
1	cp	194	ALA	N-CA-CB	6.19	118.76	110.10
1	cK	168	PHE	CD1-CE1-CZ	-6.19	112.67	120.10
1	cR	147	PRO	C-N-CA	6.19	137.17	121.70
1	dx	204	ALA	CB-CA-C	-6.19	100.82	110.10
1	fN	169	TYR	CB-CG-CD1	-6.19	117.29	121.00
1	P	66	MET	CG-SD-CE	-6.19	90.30	100.20
1	gu	169	TYR	CB-CG-CD1	-6.19	117.29	121.00
1	gU	30	LYS	O-C-N	-6.19	112.80	122.70
1	hj	39	MET	CG-SD-CE	-6.19	90.30	100.20
1	hp	40	PHE	CB-CG-CD2	6.19	125.13	120.80
1	iF	82	ARG	NE-CZ-NH2	-6.19	117.21	120.30
1	iJ	173	ARG	NH1-CZ-NH2	-6.19	112.59	119.40
1	l8	24	VAL	CG1-CB-CG2	6.19	120.80	110.90
1	ld	39	MET	CG-SD-CE	-6.19	90.30	100.20
1	lr	229	ARG	CD-NE-CZ	6.19	132.26	123.60
1	3s	100	ARG	NE-CZ-NH2	-6.19	117.21	120.30
1	3W	138	LEU	CB-CG-CD1	-6.19	100.48	111.00
1	4Y	125	PRO	N-CA-CB	6.19	110.73	103.30
1	5D	182	LYS	N-CA-CB	-6.19	99.46	110.60
1	6s	130	TYR	CB-CG-CD2	6.19	124.71	121.00
1	6z	123	PRO	N-CD-CG	6.19	112.48	103.20
1	8t	132	ARG	NE-CZ-NH2	6.19	123.39	120.30
1	8B	176	GLN	CB-CG-CD	6.19	127.69	111.60
1	9d	150	ILE	CA-CB-CG1	6.19	122.76	111.00
1	9U	19	THR	CA-CB-CG2	-6.19	103.74	112.40
1	bv	49	PRO	N-CD-CG	6.19	112.48	103.20
1	bI	130	TYR	CB-CG-CD1	6.19	124.71	121.00
1	d0	145	TYR	CB-CG-CD1	-6.19	117.29	121.00
1	d2	65	ALA	CB-CA-C	-6.19	100.82	110.10
1	d9	184	TRP	CE2-CD2-CG	-6.19	102.35	107.30
1	1m	81	ASP	CB-CG-OD2	-6.19	112.73	118.30
1	fO	132	ARG	NE-CZ-NH2	-6.19	117.21	120.30

Continued on next page...

Continued from previous page...

Mol	Chain	Res	Type	Atoms	Z	Observed(°)	Ideal(°)
1	fP	130	TYR	CB-CG-CD1	6.19	124.71	121.00
1	fW	71	GLU	N-CA-CB	6.19	121.74	110.60
1	2	18	ARG	NH1-CZ-NH2	-6.19	112.59	119.40
1	x	18	ARG	NH1-CZ-NH2	-6.19	112.59	119.40
1	if	144	MET	CG-SD-CE	-6.19	90.30	100.20
1	iG	185	MET	CG-SD-CE	-6.19	90.30	100.20
1	lA	117	TRP	CE3-CZ3-CH2	-6.19	114.39	121.20
1	2k	154	ARG	NH1-CZ-NH2	-6.19	112.60	119.40
1	4V	161	PHE	CB-CG-CD2	6.19	125.13	120.80
1	73	162	ARG	NE-CZ-NH1	6.19	123.39	120.30
1	97	130	TYR	CB-CG-CD2	-6.19	117.29	121.00
1	d1	167	ARG	NE-CZ-NH2	-6.19	117.21	120.30
1	d5	20	LEU	CB-CG-CD2	6.19	121.52	111.00
1	eH	162	ARG	NH1-CZ-NH2	-6.19	112.60	119.40
1	gY	55	MET	CG-SD-CE	-6.18	90.31	100.20
1	hl	132	ARG	NE-CZ-NH2	6.18	123.39	120.30
1	hP	143	ARG	NE-CZ-NH1	-6.18	117.21	120.30
1	jX	161	PHE	CZ-CE2-CD2	-6.18	112.68	120.10
1	kt	103	ASP	CB-CG-OD1	6.18	123.86	118.30
1	lb	64	ALA	CB-CA-C	-6.18	100.83	110.10
1	28	40	PHE	CB-CG-CD1	-6.18	116.47	120.80
1	lw	145	TYR	CB-CG-CD1	6.18	124.71	121.00
1	41	167	ARG	NE-CZ-NH2	-6.18	117.21	120.30
1	55	162	ARG	NE-CZ-NH1	6.18	123.39	120.30
1	5G	80	TRP	CB-CG-CD2	6.18	134.64	126.60
1	77	154	ARG	NE-CZ-NH2	-6.18	117.21	120.30
1	8n	175	GLU	OE1-CD-OE2	-6.18	115.88	123.30
1	9e	100	ARG	N-CA-CB	-6.18	99.47	110.60
1	9C	82	ARG	NH1-CZ-NH2	-6.18	112.60	119.40
1	9T	32	PHE	CB-CG-CD2	6.18	125.13	120.80
1	a4	147	PRO	N-CA-CB	6.18	110.72	103.30
1	c2	152	ASP	CB-CG-OD1	6.18	123.87	118.30
1	cE	24	VAL	CA-CB-CG2	-6.18	101.62	110.90
1	dn	163	ASP	CB-CG-OD2	-6.18	112.73	118.30
1	e1	184	TRP	CE2-CD2-CG	-6.18	102.35	107.30
1	e4	184	TRP	CB-CG-CD1	-6.18	118.96	127.00
1	es	100	ARG	NH1-CZ-NH2	-6.18	112.60	119.40
1	fi	123	PRO	N-CA-CB	6.18	110.72	103.30
1	fP	96	MET	CG-SD-CE	-6.18	90.31	100.20
1	gc	145	TYR	CG-CD2-CE2	-6.18	116.36	121.30
1	h4	130	TYR	CB-CG-CD2	-6.18	117.29	121.00
1	ji	143	ARG	NE-CZ-NH1	6.18	123.39	120.30

Continued on next page...

Continued from previous page...

Mol	Chain	Res	Type	Atoms	Z	Observed(°)	Ideal(°)
1	jN	103	ASP	CB-CG-OD1	6.18	123.86	118.30
1	kB	68	MET	O-C-N	-6.18	112.81	122.70
1	kN	194	ALA	CB-CA-C	-6.18	100.83	110.10
1	2h	32	PHE	CB-CG-CD2	-6.18	116.47	120.80
1	2k	92	GLU	OE1-CD-OE2	-6.18	115.88	123.30
1	2Z	36	VAL	CA-CB-CG2	-6.18	101.63	110.90
1	30	159	GLU	OE1-CD-OE2	-6.18	115.88	123.30
1	3P	32	PHE	CB-CG-CD1	6.18	125.13	120.80
1	3U	15	ILE	O-C-N	-6.18	112.81	122.70
1	4t	26	VAL	CA-CB-CG1	-6.18	101.62	110.90
1	4z	76	GLU	OE1-CD-OE2	-6.18	115.88	123.30
1	4R	127	GLY	O-C-N	-6.18	112.81	122.70
1	5b	162	ARG	NH1-CZ-NH2	-6.18	112.60	119.40
1	6N	133	TRP	CB-CG-CD1	6.18	135.04	127.00
1	8w	18	ARG	NE-CZ-NH2	6.18	123.39	120.30
1	8y	169	TYR	CG-CD1-CE1	-6.18	116.35	121.30
1	aI	23	TRP	CE2-CD2-CG	-6.18	102.35	107.30
1	1a	130	TYR	CB-CG-CD1	6.18	124.71	121.00
1	bN	152	ASP	CB-CG-OD2	6.18	123.86	118.30
1	cm	229	ARG	NE-CZ-NH2	-6.18	117.21	120.30
1	cG	81	ASP	CB-CG-OD1	-6.18	112.74	118.30
1	1n	67	GLN	O-C-N	-6.18	112.81	122.70
1	es	185	MET	CG-SD-CE	-6.18	90.31	100.20
1	eX	103	ASP	CB-CG-OD2	6.18	123.86	118.30
1	1v	218	CYS	N-CA-CB	6.18	121.73	110.60
1	b	10	MET	CG-SD-CE	-6.18	90.31	100.20
1	gu	19	THR	O-C-N	-6.18	112.81	122.70
1	h7	100	ARG	NE-CZ-NH1	6.18	123.39	120.30
1	jb	189	LEU	O-C-N	-6.18	112.81	122.70
1	k4	94	GLY	O-C-N	-6.18	112.81	122.70
1	kV	151	LEU	CB-CG-CD2	-6.18	100.49	111.00
1	7i	187	GLU	OE1-CD-OE2	-6.18	115.88	123.30
1	7T	132	ARG	NE-CZ-NH2	-6.18	117.21	120.30
1	9Q	10	MET	CG-SD-CE	-6.18	90.31	100.20
1	bJ	164	TYR	CB-CG-CD2	-6.18	117.29	121.00
1	bM	143	ARG	NH1-CZ-NH2	-6.18	112.60	119.40
1	cK	117	TRP	CE2-CD2-CG	6.18	112.25	107.30
1	m	143	ARG	NE-CZ-NH1	6.18	123.39	120.30
1	F	143	ARG	NH1-CZ-NH2	-6.18	112.60	119.40
1	6	40	PHE	CB-CA-C	6.18	122.76	110.40
1	g8	100	ARG	NE-CZ-NH2	-6.18	117.21	120.30
1	gh	229	ARG	NH1-CZ-NH2	-6.18	112.60	119.40

Continued on next page...

Continued from previous page...

Mol	Chain	Res	Type	Atoms	Z	Observed(°)	Ideal(°)
1	gY	132	ARG	NH1-CZ-NH2	-6.18	112.60	119.40
1	h5	164	TYR	CB-CG-CD1	-6.18	117.29	121.00
1	hQ	105	ALA	O-C-N	-6.18	112.70	123.20
1	i9	76	GLU	OE1-CD-OE2	-6.18	115.89	123.30
1	iz	18	ARG	NE-CZ-NH2	-6.18	117.21	120.30
1	js	97	ARG	NE-CZ-NH1	6.18	123.39	120.30
1	jF	23	TRP	CB-CG-CD2	6.18	134.63	126.60
1	ke	133	TRP	N-CA-CB	6.18	121.72	110.60
1	kn	229	ARG	O-C-N	-6.18	112.81	122.70
1	36	73	ILE	CA-CB-CG1	6.18	122.74	111.00
1	3a	180	GLU	CA-CB-CG	6.18	126.99	113.40
1	4l	40	PHE	CB-CG-CD1	-6.18	116.47	120.80
1	5K	125	PRO	N-CA-CB	-6.18	95.80	102.60
1	67	178	SER	O-C-N	-6.18	112.81	122.70
1	6a	167	ARG	NE-CZ-NH1	6.18	123.39	120.30
1	6z	1	PRO	N-CA-CB	6.18	110.72	103.30
1	7c	100	ARG	NH1-CZ-NH2	-6.18	112.60	119.40
1	8v	117	TRP	NE1-CE2-CZ2	6.18	137.20	130.40
1	8O	100	ARG	O-C-N	-6.18	112.70	123.20
1	a7	82	ARG	NH1-CZ-NH2	-6.18	112.60	119.40
1	aV	221	VAL	CG1-CB-CG2	6.18	120.79	110.90
1	by	81	ASP	CB-CG-OD2	6.18	123.86	118.30
1	co	32	PHE	CB-CA-C	-6.18	98.04	110.40
1	dh	167	ARG	NE-CZ-NH1	6.18	123.39	120.30
1	dA	55	MET	CG-SD-CE	-6.18	90.31	100.20
1	A	161	PHE	CG-CD2-CE2	-6.18	114.00	120.80
1	5	152	ASP	CB-CG-OD1	6.18	123.86	118.30
1	h0	43	LEU	CB-CG-CD2	6.18	121.50	111.00
1	1H	75	GLU	OE1-CD-OE2	-6.18	115.89	123.30
1	is	145	TYR	CB-CG-CD2	6.18	124.71	121.00
1	1Y	162	ARG	NH1-CZ-NH2	-6.18	112.60	119.40
1	2T	18	ARG	NH1-CZ-NH2	-6.18	112.60	119.40
1	6m	145	TYR	CB-CG-CD1	6.18	124.71	121.00
1	6A	197	ASP	O-C-N	-6.18	112.81	122.70
1	7f	130	TYR	CB-CG-CD1	6.18	124.71	121.00
1	b5	48	THR	CA-CB-CG2	6.18	121.05	112.40
1	bx	209	ALA	N-CA-CB	-6.18	101.45	110.10
1	d6	105	ALA	CB-CA-C	-6.18	100.83	110.10
1	ey	132	ARG	NE-CZ-NH1	6.18	123.39	120.30
1	q	119	THR	N-CA-CB	6.18	122.04	110.30
1	gy	152	ASP	O-C-N	-6.18	112.82	122.70
1	gO	90	PRO	N-CA-CB	6.18	110.71	103.30

Continued on next page...

Continued from previous page...

Mol	Chain	Res	Type	Atoms	Z	Observed(°)	Ideal(°)
1	hu	133	TRP	CD1-NE1-CE2	6.18	114.56	109.00
1	iY	148	THR	OG1-CB-CG2	-6.18	95.79	110.00
1	1T	162	ARG	NH1-CZ-NH2	-6.18	112.61	119.40
1	jz	40	PHE	CB-CG-CD2	-6.18	116.48	120.80
1	k9	82	ARG	NE-CZ-NH2	-6.18	117.21	120.30
1	km	207	PRO	CA-N-CD	6.18	120.35	111.70
1	ld	150	ILE	O-C-N	-6.18	112.82	122.70
1	lx	132	ARG	NH1-CZ-NH2	-6.18	112.61	119.40
1	2e	154	ARG	NH1-CZ-NH2	-6.18	112.61	119.40
1	3e	81	ASP	N-CA-CB	-6.18	99.48	110.60
1	5X	173	ARG	NE-CZ-NH1	6.18	123.39	120.30
1	6J	132	ARG	NE-CZ-NH2	-6.18	117.21	120.30
1	6Z	173	ARG	NE-CZ-NH2	-6.18	117.21	120.30
1	7b	67	GLN	CA-CB-CG	6.18	126.99	113.40
1	7K	100	ARG	NE-CZ-NH2	-6.18	117.21	120.30
1	9w	92	GLU	OE1-CD-OE2	-6.18	115.89	123.30
1	aU	31	ALA	CB-CA-C	-6.18	100.83	110.10
1	ch	65	ALA	CB-CA-C	6.18	119.36	110.10
1	cJ	23	TRP	CH2-CZ2-CE2	6.18	123.58	117.40
1	cQ	143	ARG	NH1-CZ-NH2	-6.18	112.61	119.40
1	cZ	81	ASP	CB-CG-OD1	-6.18	112.74	118.30
1	dF	169	TYR	CB-CG-CD1	6.18	124.71	121.00
1	dH	63	GLN	O-C-N	-6.18	112.82	122.70
1	fD	227	LYS	O-C-N	-6.18	112.82	122.70
1	fP	229	ARG	NE-CZ-NH1	6.18	123.39	120.30
1	s	108	THR	CA-CB-CG2	-6.18	103.75	112.40
1	z	203	LYS	O-C-N	-6.18	112.82	122.70
1	h6	48	THR	CA-CB-CG2	-6.17	103.76	112.40
1	hj	58	THR	CA-CB-OG1	6.17	121.97	109.00
1	iB	164	TYR	CD1-CG-CD2	6.17	124.69	117.90
1	lq	197	ASP	CB-CG-OD1	6.17	123.86	118.30
1	28	66	MET	CB-CA-C	6.17	122.75	110.40
1	lB	144	MET	CG-SD-CE	-6.17	90.32	100.20
1	lI	93	PRO	N-CA-CB	6.17	110.71	103.30
1	2C	120	HIS	O-C-N	-6.17	112.82	122.70
1	3o	133	TRP	CD1-NE1-CE2	6.17	114.56	109.00
1	3C	117	TRP	CE2-CD2-CG	-6.17	102.36	107.30
1	3I	18	ARG	NE-CZ-NH1	6.17	123.39	120.30
1	3R	217	ALA	N-CA-CB	-6.17	101.46	110.10
1	4v	100	ARG	NH1-CZ-NH2	-6.17	112.61	119.40
1	5m	103	ASP	CB-CG-OD2	-6.17	112.74	118.30
1	5R	108	THR	CA-CB-CG2	-6.17	103.76	112.40

Continued on next page...

Continued from previous page...

Mol	Chain	Res	Type	Atoms	Z	Observed(°)	Ideal(°)
1	6a	163	ASP	CB-CG-OD2	-6.17	112.74	118.30
1	6u	18	ARG	NE-CZ-NH1	6.17	123.39	120.30
1	7l	109	SER	N-CA-CB	6.17	119.76	110.50
1	7n	207	PRO	N-CA-CB	-6.17	95.81	102.60
1	83	119	THR	CA-CB-CG2	-6.17	103.76	112.40
1	Y	32	PHE	CB-CG-CD2	-6.17	116.48	120.80
1	aG	173	ARG	NE-CZ-NH1	-6.17	117.21	120.30
1	aH	130	TYR	CG-CD2-CE2	6.17	126.24	121.30
1	aP	10	MET	CG-SD-CE	-6.17	90.32	100.20
1	b8	145	TYR	CB-CG-CD2	-6.17	117.30	121.00
1	bY	78	ALA	N-CA-CB	-6.17	101.46	110.10
1	cp	173	ARG	NH1-CZ-NH2	-6.17	112.61	119.40
1	dU	154	ARG	NE-CZ-NH1	6.17	123.39	120.30
1	eX	58	THR	CA-CB-CG2	-6.17	103.76	112.40
1	eX	166	ASP	O-C-N	-6.17	112.82	122.70
1	fi	113	GLU	O-C-N	-6.17	112.82	122.70
1	0	142	VAL	CA-CB-CG1	6.17	120.16	110.90
1	in	229	ARG	NE-CZ-NH1	6.17	123.39	120.30
1	3e	40	PHE	CB-CG-CD1	-6.17	116.48	120.80
1	6t	100	ARG	NE-CZ-NH2	-6.17	117.21	120.30
1	7j	59	VAL	CG1-CB-CG2	-6.17	101.02	110.90
1	9f	28	GLU	OE1-CD-OE2	-6.17	115.89	123.30
1	cF	184	TRP	CH2-CZ2-CE2	6.17	123.57	117.40
1	cW	154	ARG	NE-CZ-NH1	6.17	123.39	120.30
1	em	161	PHE	CB-CG-CD1	6.17	125.12	120.80
1	g4	4	GLN	N-CA-CB	6.17	121.71	110.60
1	g5	82	ARG	NE-CZ-NH1	6.17	123.39	120.30
1	t	18	ARG	NE-CZ-NH2	-6.17	117.21	120.30
1	hN	97	ARG	NE-CZ-NH2	6.17	123.39	120.30
1	22	44	SER	N-CA-CB	6.17	119.76	110.50
1	lp	199	LYS	CA-CB-CG	6.17	126.98	113.40
1	lu	204	ALA	N-CA-CB	-6.17	101.46	110.10
1	lQ	154	ARG	NE-CZ-NH2	-6.17	117.21	120.30
1	33	24	VAL	CA-CB-CG2	-6.17	101.64	110.90
1	3h	154	ARG	NE-CZ-NH2	6.17	123.39	120.30
1	6f	145	TYR	O-C-N	-6.17	112.83	122.70
1	7z	162	ARG	NH1-CZ-NH2	6.17	126.19	119.40
1	7Z	100	ARG	NH1-CZ-NH2	6.17	126.19	119.40
1	8T	189	LEU	O-C-N	-6.17	112.83	122.70
1	a5	96	MET	CG-SD-CE	-6.17	90.33	100.20
1	b6	145	TYR	CB-CG-CD2	6.17	124.70	121.00
1	bW	51	ASP	CB-CG-OD1	6.17	123.86	118.30

Continued on next page...

Continued from previous page...

Mol	Chain	Res	Type	Atoms	Z	Observed(°)	Ideal(°)
1	c7	40	PHE	CB-CG-CD2	6.17	125.12	120.80
1	cf	75	GLU	O-C-N	-6.17	112.82	122.70
1	ck	169	TYR	CD1-CG-CD2	6.17	124.69	117.90
1	cM	164	TYR	CG-CD1-CE1	-6.17	116.36	121.30
1	ds	10	MET	CG-SD-CE	-6.17	90.33	100.20
1	dx	173	ARG	NH1-CZ-NH2	-6.17	112.61	119.40
1	L	66	MET	CG-SD-CE	-6.17	90.33	100.20
1	gt	197	ASP	CB-CG-OD2	6.17	123.85	118.30
1	hG	182	LYS	O-C-N	-6.17	112.83	122.70
1	io	51	ASP	CB-CG-OD2	6.17	123.85	118.30
1	j8	143	ARG	NE-CZ-NH1	6.17	123.39	120.30
1	l6	229	ARG	NE-CZ-NH1	6.17	123.39	120.30
1	lD	81	ASP	N-CA-CB	-6.17	99.49	110.60
1	2x	145	TYR	CG-CD2-CE2	-6.17	116.36	121.30
1	4A	24	VAL	CA-CB-CG2	-6.17	101.64	110.90
1	8L	204	ALA	CB-CA-C	-6.17	100.84	110.10
1	8R	215	MET	CG-SD-CE	-6.17	90.33	100.20
1	bs	180	GLU	OE1-CD-OE2	-6.17	115.89	123.30
1	cn	167	ARG	NE-CZ-NH1	-6.17	117.22	120.30
1	ea	165	VAL	CA-CB-CG2	-6.17	101.64	110.90
1	i4	130	TYR	CD1-CG-CD2	-6.17	111.12	117.90
1	iV	163	ASP	CB-CG-OD2	6.17	123.85	118.30
1	kH	82	ARG	NE-CZ-NH2	-6.17	117.22	120.30
1	25	229	ARG	NE-CZ-NH1	6.17	123.38	120.30
1	ln	164	TYR	CG-CD2-CE2	-6.17	116.36	121.30
1	3l	143	ARG	CG-CD-NE	-6.17	98.85	111.80
1	3V	161	PHE	CB-CG-CD2	6.17	125.12	120.80
1	3Y	178	SER	N-CA-CB	6.17	119.75	110.50
1	6j	169	TYR	CG-CD1-CE1	-6.17	116.36	121.30
1	6l	80	TRP	CE2-CD2-CG	-6.17	102.36	107.30
1	6n	132	ARG	NE-CZ-NH1	6.17	123.38	120.30
1	7H	229	ARG	NE-CZ-NH1	6.17	123.38	120.30
1	8R	86	VAL	CG1-CB-CG2	-6.17	101.03	110.90
1	9a	185	MET	CG-SD-CE	-6.17	90.33	100.20
1	9l	161	PHE	CB-CG-CD1	-6.17	116.48	120.80
1	9K	181	VAL	CA-CB-CG2	-6.17	101.65	110.90
1	av	110	THR	CA-CB-CG2	-6.17	103.77	112.40
1	aU	169	TYR	CG-CD2-CE2	6.17	126.23	121.30
1	17	21	ASN	CB-CA-C	6.17	122.74	110.40
1	dl	132	ARG	NE-CZ-NH1	6.17	123.38	120.30
1	dS	145	TYR	CB-CG-CD1	-6.17	117.30	121.00
1	ee	92	GLU	OE1-CD-OE2	-6.17	115.90	123.30

Continued on next page...

Continued from previous page...

Mol	Chain	Res	Type	Atoms	Z	Observed(°)	Ideal(°)
1	eI	164	TYR	CG-CD1-CE1	-6.17	116.36	121.30
1	eL	18	ARG	NE-CZ-NH1	6.17	123.39	120.30
1	fh	167	ARG	NE-CZ-NH2	-6.17	117.22	120.30
1	ft	132	ARG	NH1-CZ-NH2	6.17	126.19	119.40
1	g7	229	ARG	NE-CZ-NH1	6.17	123.38	120.30
1	v	176	GLN	O-C-N	-6.17	112.83	122.70
1	ge	166	ASP	CB-CA-C	6.17	122.73	110.40
1	gf	82	ARG	NE-CZ-NH2	6.17	123.38	120.30
1	h7	3	VAL	CA-CB-CG1	-6.17	101.65	110.90
1	iI	97	ARG	N-CA-CB	6.17	121.70	110.60
1	iS	22	ALA	N-CA-CB	-6.17	101.47	110.10
1	jI	5	ASN	N-CA-CB	-6.17	99.50	110.60
1	jx	80	TRP	CD1-NE1-CE2	-6.17	103.45	109.00
1	1X	163	ASP	CB-CG-OD2	-6.17	112.75	118.30
1	1Y	169	TYR	CZ-CE2-CD2	-6.17	114.25	119.80
1	k5	23	TRP	CH2-CZ2-CE2	6.17	123.57	117.40
1	k9	171	THR	CA-CB-CG2	-6.17	103.77	112.40
1	kw	130	TYR	CB-CG-CD2	-6.17	117.30	121.00
1	lb	110	THR	O-C-N	-6.17	112.83	122.70
1	lf	132	ARG	NE-CZ-NH1	6.17	123.38	120.30
1	2j	143	ARG	NE-CZ-NH2	-6.17	117.22	120.30
1	2p	133	TRP	CH2-CZ2-CE2	6.17	123.57	117.40
1	3W	164	TYR	CB-CG-CD2	6.17	124.70	121.00
1	40	210	THR	CA-CB-CG2	-6.17	103.77	112.40
1	4V	51	ASP	CB-CG-OD2	-6.17	112.75	118.30
1	6z	10	MET	CG-SD-CE	-6.17	90.33	100.20
1	6M	186	THR	CA-CB-CG2	-6.17	103.77	112.40
1	75	215	MET	CG-SD-CE	6.17	110.07	100.20
1	7d	18	ARG	NH1-CZ-NH2	-6.17	112.62	119.40
1	9M	216	THR	CA-CB-OG1	6.17	121.95	109.00
1	9N	82	ARG	NH1-CZ-NH2	-6.17	112.62	119.40
1	aT	13	GLN	C-N-CA	6.17	137.12	121.70
1	bq	118	MET	O-C-N	-6.17	112.83	122.70
1	dk	143	ARG	N-CA-CB	6.17	121.70	110.60
1	eU	154	ARG	NE-CZ-NH2	-6.17	117.22	120.30
1	eY	82	ARG	NE-CZ-NH1	6.17	123.38	120.30
1	1E	169	TYR	CG-CD1-CE1	-6.17	116.37	121.30
1	j5	143	ARG	N-CA-CB	6.17	121.70	110.60
1	jj	145	TYR	CZ-CE2-CD2	6.17	125.35	119.80
1	k9	51	ASP	CB-CG-OD2	6.17	123.85	118.30
1	kc	143	ARG	O-C-N	-6.17	112.84	122.70
1	lE	214	MET	CG-SD-CE	-6.17	90.34	100.20

Continued on next page...

Continued from previous page...

Mol	Chain	Res	Type	Atoms	Z	Observed(°)	Ideal(°)
1	5M	103	ASP	CB-CG-OD1	6.17	123.85	118.30
1	62	132	ARG	NH1-CZ-NH2	-6.17	112.62	119.40
1	6Y	168	PHE	CB-CG-CD1	-6.17	116.48	120.80
1	a5	144	MET	CG-SD-CE	-6.17	90.34	100.20
1	dG	171	THR	N-CA-CB	6.17	122.01	110.30
1	eM	23	TRP	CB-CG-CD2	6.17	134.61	126.60
1	fd	175	GLU	OE1-CD-OE2	-6.17	115.90	123.30
1	gG	164	TYR	CB-CG-CD2	6.16	124.70	121.00
1	h2	168	PHE	CB-CG-CD2	-6.16	116.49	120.80
1	hv	103	ASP	CB-CG-OD1	6.16	123.85	118.30
1	hZ	97	ARG	NE-CZ-NH1	6.16	123.38	120.30
1	1R	117	TRP	CH2-CZ2-CE2	6.16	123.56	117.40
1	iX	39	MET	CG-SD-CE	-6.16	90.34	100.20
1	j1	39	MET	CG-SD-CE	-6.16	90.34	100.20
1	k6	132	ARG	NE-CZ-NH2	-6.16	117.22	120.30
1	kN	107	THR	CA-CB-CG2	-6.16	103.77	112.40
1	lp	156	GLY	CA-C-O	-6.16	109.51	120.60
1	2p	23	TRP	CA-CB-CG	6.16	125.41	113.70
1	5h	102	SER	O-C-N	-6.16	112.84	122.70
1	7h	68	MET	CG-SD-CE	-6.16	90.34	100.20
1	7m	3	VAL	CA-CB-CG1	-6.16	101.66	110.90
1	8E	229	ARG	NE-CZ-NH1	6.16	123.38	120.30
1	8M	76	GLU	OE1-CD-OE2	-6.16	115.90	123.30
1	a6	80	TRP	CZ3-CH2-CZ2	-6.16	114.20	121.60
1	a7	163	ASP	CB-CG-OD2	6.16	123.85	118.30
1	ae	4	GLN	N-CA-CB	6.16	121.70	110.60
1	ap	32	PHE	CB-CG-CD2	-6.16	116.48	120.80
1	aY	36	VAL	CA-CB-CG1	6.16	120.14	110.90
1	co	132	ARG	NE-CZ-NH1	6.16	123.38	120.30
1	d5	51	ASP	CB-CG-OD1	6.16	123.85	118.30
1	df	18	ARG	NE-CZ-NH1	-6.16	117.22	120.30
1	1m	40	PHE	CB-CG-CD2	6.16	125.11	120.80
1	dN	81	ASP	CB-CG-OD2	6.16	123.85	118.30
1	eC	100	ARG	NE-CZ-NH1	-6.16	117.22	120.30
1	fW	133	TRP	CG-CD2-CE3	-6.16	128.35	133.90
1	gx	23	TRP	CB-CG-CD1	-6.16	118.99	127.00
1	1M	217	ALA	CB-CA-C	-6.16	100.86	110.10
1	iw	132	ARG	NE-CZ-NH1	6.16	123.38	120.30
1	jH	180	GLU	O-C-N	-6.16	112.84	122.70
1	k4	164	TYR	CG-CD2-CE2	-6.16	116.37	121.30
1	4N	127	GLY	C-N-CA	6.16	137.11	121.70
1	aH	69	LEU	CB-CA-C	6.16	121.91	110.20

Continued on next page...

Continued from previous page...

Mol	Chain	Res	Type	Atoms	Z	Observed(°)	Ideal(°)
1	co	48	THR	CA-CB-CG2	-6.16	103.77	112.40
1	d5	109	SER	N-CA-CB	6.16	119.74	110.50
1	ev	75	GLU	OE1-CD-OE2	-6.16	115.91	123.30
1	h7	58	THR	CA-CB-CG2	6.16	121.03	112.40
1	hD	145	TYR	CZ-CE2-CD2	6.16	125.34	119.80
1	i5	145	TYR	CB-CG-CD1	-6.16	117.30	121.00
1	ih	184	TRP	CB-CG-CD1	-6.16	118.99	127.00
1	j6	197	ASP	CB-CG-OD1	6.16	123.84	118.30
1	ly	117	TRP	CD1-NE1-CE2	6.16	114.55	109.00
1	2g	205	LEU	CB-CG-CD2	6.16	121.47	111.00
1	2j	97	ARG	CD-NE-CZ	6.16	132.23	123.60
1	36	19	THR	N-CA-CB	6.16	122.00	110.30
1	3i	145	TYR	CB-CG-CD2	-6.16	117.30	121.00
1	49	169	TYR	N-CA-CB	6.16	121.69	110.60
1	4F	168	PHE	CB-CG-CD1	-6.16	116.49	120.80
1	4S	97	ARG	NE-CZ-NH1	6.16	123.38	120.30
1	5G	166	ASP	CB-CG-OD2	6.16	123.84	118.30
1	80	55	MET	CG-SD-CE	6.16	110.06	100.20
1	88	23	TRP	CA-CB-CG	6.16	125.40	113.70
1	Y	40	PHE	CD1-CE1-CZ	6.16	127.49	120.10
1	18	88	ALA	CB-CA-C	6.16	119.34	110.10
1	bM	145	TYR	CB-CG-CD1	6.16	124.70	121.00
1	cC	164	TYR	CB-CG-CD2	6.16	124.70	121.00
1	cP	7	GLN	C-N-CA	6.16	135.24	122.30
1	dh	28	GLU	O-C-N	-6.16	112.84	122.70
1	dC	52	LEU	CB-CG-CD1	6.16	121.47	111.00
1	1u	107	THR	CA-CB-CG2	-6.16	103.78	112.40
1	fc	190	LEU	CB-CG-CD2	6.16	121.47	111.00
1	g1	97	ARG	NE-CZ-NH1	6.16	123.38	120.30
1	g4	80	TRP	CH2-CZ2-CE2	-6.16	111.24	117.40
1	6	32	PHE	CG-CD1-CE1	6.16	127.58	120.80
1	gC	197	ASP	CB-CG-OD2	-6.16	112.76	118.30
1	gP	47	ALA	N-CA-CB	-6.16	101.48	110.10
1	gR	6	LEU	N-CA-CB	6.16	122.72	110.40
1	iN	186	THR	CA-CB-CG2	6.16	121.02	112.40
1	kt	164	TYR	CG-CD1-CE1	-6.16	116.37	121.30
1	kw	142	VAL	O-C-N	-6.16	112.85	122.70
1	kG	97	ARG	O-C-N	-6.16	112.85	122.70
1	lg	100	ARG	NE-CZ-NH2	-6.16	117.22	120.30
1	lt	143	ARG	NE-CZ-NH2	-6.16	117.22	120.30
1	lQ	48	THR	CA-CB-CG2	-6.16	103.78	112.40
1	lR	169	TYR	CG-CD1-CE1	-6.16	116.37	121.30

Continued on next page...

Continued from previous page...

Mol	Chain	Res	Type	Atoms	Z	Observed(°)	Ideal(°)
1	2q	154	ARG	NE-CZ-NH1	6.16	123.38	120.30
1	2M	154	ARG	NH1-CZ-NH2	-6.16	112.63	119.40
1	3l	35	GLU	OE1-CD-OE2	-6.16	115.91	123.30
1	32	217	ALA	CB-CA-C	6.16	119.34	110.10
1	4B	82	ARG	NE-CZ-NH2	-6.16	117.22	120.30
1	4U	169	TYR	CB-CG-CD2	6.16	124.69	121.00
1	5C	82	ARG	NE-CZ-NH2	-6.16	117.22	120.30
1	5L	100	ARG	CD-NE-CZ	6.16	132.22	123.60
1	6X	221	VAL	CA-CB-CG2	-6.16	101.66	110.90
1	8b	167	ARG	NE-CZ-NH2	-6.16	117.22	120.30
1	8v	31	ALA	CB-CA-C	6.16	119.34	110.10
1	a9	126	VAL	CA-CB-CG2	6.16	120.14	110.90
1	bE	145	TYR	CB-CG-CD1	6.16	124.69	121.00
1	dI	75	GLU	OE1-CD-OE2	-6.16	115.91	123.30
1	dU	92	GLU	OE1-CD-OE2	-6.16	115.91	123.30
1	fo	134	ILE	O-C-N	-6.16	112.85	122.70
1	fx	229	ARG	NE-CZ-NH2	-6.16	117.22	120.30
1	u	51	ASP	CB-CG-OD1	-6.16	112.76	118.30
1	g8	146	SER	N-CA-CB	6.16	119.73	110.50
1	gf	185	MET	CG-SD-CE	-6.16	90.35	100.20
1	gU	180	GLU	O-C-N	-6.16	112.85	122.70
1	lG	132	ARG	NH1-CZ-NH2	-6.16	112.63	119.40
1	hf	143	ARG	NE-CZ-NH2	-6.16	117.22	120.30
1	iR	80	TRP	CD1-NE1-CE2	-6.16	103.46	109.00
1	jm	161	PHE	CB-CG-CD1	6.16	125.11	120.80
1	ki	66	MET	CG-SD-CE	-6.16	90.35	100.20
1	lw	197	ASP	CB-CG-OD2	6.16	123.84	118.30
1	4a	132	ARG	NE-CZ-NH2	-6.16	117.22	120.30
1	4c	111	LEU	CB-CG-CD1	6.16	121.47	111.00
1	5I	169	TYR	CD1-CE1-CZ	6.16	125.34	119.80
1	75	43	LEU	CB-CG-CD1	6.16	121.47	111.00
1	9a	100	ARG	NE-CZ-NH1	6.16	123.38	120.30
1	lh	197	ASP	CB-CG-OD1	6.16	123.84	118.30
1	dM	4	GLN	N-CA-CB	6.16	121.68	110.60
1	eE	143	ARG	NH1-CZ-NH2	-6.16	112.63	119.40
1	fz	152	ASP	O-C-N	-6.16	112.85	122.70
1	fY	130	TYR	CB-CG-CD2	-6.16	117.31	121.00
1	g0	119	THR	CA-CB-OG1	6.16	121.93	109.00
1	E	167	ARG	NH1-CZ-NH2	-6.16	112.63	119.40
1	gb	76	GLU	OE1-CD-OE2	-6.16	115.91	123.30
1	ix	93	PRO	N-CA-CB	6.16	110.69	103.30
1	jf	162	ARG	NE-CZ-NH1	6.16	123.38	120.30

Continued on next page...

Continued from previous page...

Mol	Chain	Res	Type	Atoms	Z	Observed(°)	Ideal(°)
1	k2	143	ARG	NE-CZ-NH2	-6.16	117.22	120.30
1	k3	224	PRO	N-CA-CB	-6.16	95.83	102.60
1	26	229	ARG	NE-CZ-NH2	-6.16	117.22	120.30
1	l8	167	ARG	NH1-CZ-NH2	-6.16	112.63	119.40
1	3l	168	PHE	CB-CG-CD1	-6.16	116.49	120.80
1	3a	19	THR	CA-CB-CG2	6.16	121.02	112.40
1	4k	179	GLN	CG-CD-OE1	6.16	133.91	121.60
1	4w	224	PRO	N-CA-CB	-6.16	95.83	102.60
1	5r	178	SER	O-C-N	-6.16	112.85	122.70
1	5v	82	ARG	NE-CZ-NH1	-6.16	117.22	120.30
1	5w	18	ARG	NE-CZ-NH1	-6.16	117.22	120.30
1	6w	133	TRP	CD1-NE1-CE2	-6.16	103.46	109.00
1	6Y	97	ARG	NH1-CZ-NH2	-6.16	112.63	119.40
1	7i	154	ARG	NH1-CZ-NH2	-6.16	112.63	119.40
1	80	181	VAL	CA-CB-CG2	-6.16	101.67	110.90
1	8n	167	ARG	NE-CZ-NH2	6.16	123.38	120.30
1	8I	145	TYR	CB-CG-CD2	-6.16	117.31	121.00
1	9u	32	PHE	CB-CG-CD1	-6.16	116.49	120.80
1	9w	40	PHE	CB-CG-CD1	-6.16	116.49	120.80
1	aj	119	THR	N-CA-CB	6.16	122.00	110.30
1	au	48	THR	CA-CB-CG2	-6.16	103.78	112.40
1	cx	132	ARG	NE-CZ-NH1	6.16	123.38	120.30
1	cO	168	PHE	CB-CG-CD1	-6.16	116.49	120.80
1	ep	126	VAL	O-C-N	-6.16	112.74	123.20
1	eq	226	HIS	CA-CB-CG	6.16	124.06	113.60
1	fh	63	GLN	CB-CA-C	6.16	122.71	110.40
1	gm	166	ASP	CB-CG-OD1	6.15	123.84	118.30
1	gs	185	MET	CG-SD-CE	-6.15	90.35	100.20
1	j4	184	TRP	CD1-CG-CD2	6.15	111.22	106.30
1	jz	97	ARG	NE-CZ-NH2	-6.15	117.22	120.30
1	kE	145	TYR	CG-CD1-CE1	6.15	126.22	121.30
1	lw	14	ALA	O-C-N	-6.15	112.85	122.70
1	lH	145	TYR	CG-CD2-CE2	6.15	126.22	121.30
1	lO	117	TRP	CB-CG-CD1	-6.15	119.00	127.00
1	2O	103	ASP	CB-CG-OD2	6.15	123.84	118.30
1	5k	101	GLY	CA-C-O	6.15	131.68	120.60
1	6k	121	ASN	N-CA-CB	6.15	121.68	110.60
1	8W	133	TRP	CH2-CZ2-CE2	6.15	123.55	117.40
1	9m	144	MET	CA-CB-CG	6.15	123.76	113.30
1	bo	167	ARG	NH1-CZ-NH2	-6.15	112.63	119.40
1	bv	80	TRP	CH2-CZ2-CE2	-6.15	111.25	117.40
1	cD	97	ARG	NE-CZ-NH1	6.15	123.38	120.30

Continued on next page...

Continued from previous page...

Mol	Chain	Res	Type	Atoms	Z	Observed(°)	Ideal(°)
1	dF	164	TYR	CB-CG-CD1	-6.15	117.31	121.00
1	eT	36	VAL	CG1-CB-CG2	-6.15	101.05	110.90
1	gh	184	TRP	CB-CG-CD2	6.15	134.60	126.60
1	gi	126	VAL	CA-CB-CG1	-6.15	101.67	110.90
1	gA	12	HIS	CA-CB-CG	-6.15	103.14	113.60
1	h9	5	ASN	O-C-N	-6.15	112.86	122.70
1	j9	212	GLU	OE1-CD-OE2	-6.15	115.92	123.30
1	jd	154	ARG	NE-CZ-NH1	6.15	123.38	120.30
1	jg	74	ASN	O-C-N	-6.15	112.86	122.70
1	ke	208	ALA	N-CA-CB	6.15	118.72	110.10
1	25	171	THR	O-C-N	-6.15	112.86	122.70
1	26	145	TYR	CB-CG-CD2	6.15	124.69	121.00
1	34	167	ARG	NH1-CZ-NH2	-6.15	112.63	119.40
1	4g	10	MET	CG-SD-CE	-6.15	90.36	100.20
1	6q	92	GLU	CG-CD-OE1	6.15	130.60	118.30
1	6L	162	ARG	NH1-CZ-NH2	-6.15	112.63	119.40
1	93	132	ARG	NH1-CZ-NH2	-6.15	112.63	119.40
1	aE	143	ARG	NH1-CZ-NH2	-6.15	112.63	119.40
1	aL	145	TYR	CB-CG-CD2	-6.15	117.31	121.00
1	be	55	MET	CG-SD-CE	-6.15	90.36	100.20
1	bx	215	MET	CA-CB-CG	6.15	123.76	113.30
1	df	76	GLU	OE1-CD-OE2	-6.15	115.92	123.30
1	dL	65	ALA	O-C-N	-6.15	112.86	122.70
1	ed	145	TYR	CB-CG-CD1	-6.15	117.31	121.00
1	ef	154	ARG	NE-CZ-NH2	-6.15	117.22	120.30
1	em	219	GLN	O-C-N	-6.15	112.74	123.20
1	lt	161	PHE	CZ-CE2-CD2	-6.15	112.72	120.10
1	eT	51	ASP	CB-CG-OD1	6.15	123.84	118.30
1	f5	133	TRP	CH2-CZ2-CE2	6.15	123.55	117.40
1	fa	81	ASP	CB-CG-OD2	-6.15	112.76	118.30
1	g3	194	ALA	CB-CA-C	6.15	119.33	110.10
1	hH	169	TYR	CD1-CE1-CZ	-6.15	114.26	119.80
1	hT	80	TRP	CE3-CZ3-CH2	-6.15	114.44	121.20
1	iD	40	PHE	CB-CG-CD1	-6.15	116.50	120.80
1	jq	51	ASP	CB-CG-OD1	6.15	123.83	118.30
1	l5	148	THR	CA-CB-CG2	-6.15	103.79	112.40
1	4U	163	ASP	CB-CG-OD1	6.15	123.84	118.30
1	50	86	VAL	CG1-CB-CG2	-6.15	101.06	110.90
1	6G	167	ARG	NE-CZ-NH1	6.15	123.38	120.30
1	ai	145	TYR	CZ-CE2-CD2	-6.15	114.27	119.80
1	b2	130	TYR	CB-CG-CD1	6.15	124.69	121.00
1	bV	133	TRP	N-CA-CB	6.15	121.67	110.60

Continued on next page...

Continued from previous page...

Mol	Chain	Res	Type	Atoms	Z	Observed(°)	Ideal(°)
1	dq	184	TRP	CB-CG-CD1	6.15	135.00	127.00
1	eg	100	ARG	CD-NE-CZ	6.15	132.21	123.60
1	ei	117	TRP	CG-CD2-CE3	-6.15	128.37	133.90
1	fq	14	ALA	O-C-N	-6.15	112.86	122.70
1	5	171	THR	O-C-N	-6.15	112.86	122.70
1	hG	213	GLU	O-C-N	-6.15	112.86	122.70
1	k2	117	TRP	CE2-CD2-CE3	6.15	126.08	118.70
1	4q	117	TRP	CB-CG-CD1	6.15	134.99	127.00
1	54	164	TYR	CB-CG-CD1	6.15	124.69	121.00
1	8M	195	ASN	CB-CA-C	6.15	122.70	110.40
1	99	11	VAL	CA-CB-CG2	-6.15	101.68	110.90
1	a4	96	MET	CG-SD-CE	-6.15	90.36	100.20
1	bs	80	TRP	CB-CG-CD2	-6.15	118.61	126.60
1	jf	81	ASP	CB-CG-OD2	6.15	123.83	118.30
1	jk	18	ARG	NE-CZ-NH2	-6.15	117.23	120.30
1	jT	163	ASP	CB-CG-OD2	-6.15	112.77	118.30
1	k6	96	MET	CG-SD-CE	-6.15	90.36	100.20
1	ki	145	TYR	CD1-CE1-CZ	6.15	125.33	119.80
1	lH	169	TYR	CB-CG-CD1	6.15	124.69	121.00
1	2d	23	TRP	CD1-NE1-CE2	6.15	114.53	109.00
1	2s	192	GLN	CB-CG-CD	6.15	127.59	111.60
1	2N	229	ARG	NH1-CZ-NH2	-6.15	112.64	119.40
1	3v	55	MET	CG-SD-CE	-6.15	90.36	100.20
1	5p	40	PHE	CB-CG-CD1	-6.15	116.50	120.80
1	5q	205	LEU	CB-CG-CD1	-6.15	100.55	111.00
1	6F	88	ALA	N-CA-CB	6.15	118.71	110.10
1	7V	154	ARG	NH1-CZ-NH2	-6.15	112.64	119.40
1	81	32	PHE	CB-CG-CD1	6.15	125.10	120.80
1	8t	40	PHE	CB-CG-CD2	6.15	125.10	120.80
1	8z	130	TYR	CG-CD1-CE1	-6.15	116.38	121.30
1	aF	54	THR	N-CA-CB	6.15	121.98	110.30
1	b5	23	TRP	CB-CG-CD1	-6.15	119.01	127.00
1	cX	62	HIS	O-C-N	-6.15	112.86	122.70
1	cZ	32	PHE	CB-CG-CD1	-6.15	116.50	120.80
1	eX	79	GLU	OE1-CD-OE2	-6.15	115.92	123.30
1	fq	108	THR	CA-CB-CG2	-6.15	103.79	112.40
1	fM	143	ARG	NE-CZ-NH2	6.15	123.37	120.30
1	ge	132	ARG	NE-CZ-NH1	6.15	123.37	120.30
1	gf	63	GLN	O-C-N	-6.15	112.87	122.70
1	iC	100	ARG	NH1-CZ-NH2	6.15	126.16	119.40
1	iR	221	VAL	O-C-N	-6.15	112.75	123.20
1	lq	162	ARG	CD-NE-CZ	6.15	132.21	123.60

Continued on next page...

Continued from previous page...

Mol	Chain	Res	Type	Atoms	Z	Observed(°)	Ideal(°)
1	lE	130	TYR	CD1-CE1-CZ	6.15	125.33	119.80
1	2j	154	ARG	NE-CZ-NH2	-6.15	117.23	120.30
1	2w	101	GLY	O-C-N	-6.15	112.87	122.70
1	3j	108	THR	CA-CB-CG2	-6.15	103.80	112.40
1	4D	28	GLU	OE1-CD-OE2	-6.15	115.92	123.30
1	8O	133	TRP	CG-CD1-NE1	-6.15	103.95	110.10
1	8R	162	ARG	NE-CZ-NH1	6.15	123.37	120.30
1	ak	100	ARG	NE-CZ-NH1	-6.15	117.23	120.30
1	ap	171	THR	CA-CB-CG2	-6.15	103.80	112.40
1	ay	163	ASP	CB-CG-OD1	-6.15	112.77	118.30
1	bK	35	GLU	OE1-CD-OE2	6.15	130.68	123.30
1	gz	117	TRP	CB-CG-CD1	-6.14	119.01	127.00
1	h4	165	VAL	CG1-CB-CG2	-6.14	101.07	110.90
1	hZ	222	GLY	O-C-N	-6.14	112.75	123.20
1	iw	163	ASP	CB-CG-OD1	6.14	123.83	118.30
1	kP	109	SER	O-C-N	-6.14	112.87	122.70
1	2G	168	PHE	CB-CG-CD1	-6.14	116.50	120.80
1	4u	140	LYS	O-C-N	-6.14	112.87	122.70
1	4v	173	ARG	CA-CB-CG	6.14	126.92	113.40
1	4C	164	TYR	CB-CA-C	6.14	122.69	110.40
1	4F	218	CYS	O-C-N	-6.14	112.87	122.70
1	6r	32	PHE	CB-CG-CD2	6.14	125.10	120.80
1	6Z	211	LEU	CB-CG-CD1	6.14	121.45	111.00
1	7H	202	LEU	CB-CG-CD2	6.14	121.45	111.00
1	8B	229	ARG	NE-CZ-NH1	6.14	123.37	120.30
1	9Q	210	THR	CA-CB-CG2	-6.14	103.80	112.40
1	bi	25	LYS	O-C-N	-6.14	112.87	122.70
1	li	132	ARG	CG-CD-NE	-6.14	98.90	111.80
1	dm	214	MET	O-C-N	-6.14	112.87	122.70
1	a	109	SER	N-CA-CB	6.14	119.72	110.50
1	w	100	ARG	NE-CZ-NH2	6.14	123.37	120.30
1	H	164	TYR	CB-CG-CD1	6.14	124.69	121.00
1	7	197	ASP	CB-CG-OD1	6.14	123.83	118.30
1	i8	81	ASP	CB-CG-OD2	6.14	123.83	118.30
1	kC	130	TYR	CG-CD1-CE1	6.14	126.21	121.30
1	kH	69	LEU	O-C-N	-6.14	112.87	122.70
1	l7	174	ALA	N-CA-CB	-6.14	101.50	110.10
1	lH	81	ASP	O-C-N	-6.14	112.87	122.70
1	2M	82	ARG	NE-CZ-NH2	-6.14	117.23	120.30
1	3h	168	PHE	CB-CG-CD1	-6.14	116.50	120.80
1	59	143	ARG	NE-CZ-NH1	6.14	123.37	120.30
1	5t	231	LEU	CB-CG-CD1	-6.14	100.56	111.00

Continued on next page...

Continued from previous page...

Mol	Chain	Res	Type	Atoms	Z	Observed(°)	Ideal(°)
1	5u	175	GLU	OE1-CD-OE2	-6.14	115.93	123.30
1	5Z	169	TYR	CB-CG-CD1	-6.14	117.31	121.00
1	7w	117	TRP	CD1-CG-CD2	-6.14	101.39	106.30
1	83	39	MET	CG-SD-CE	-6.14	90.37	100.20
1	9a	152	ASP	CB-CG-OD2	6.14	123.83	118.30
1	9E	149	SER	N-CA-CB	6.14	119.72	110.50
1	bW	212	GLU	OE1-CD-OE2	-6.14	115.93	123.30
1	cH	173	ARG	NH1-CZ-NH2	-6.14	112.64	119.40
1	d7	161	PHE	CD1-CG-CD2	6.14	126.28	118.30
1	dC	168	PHE	CB-CG-CD1	-6.14	116.50	120.80
1	fP	72	THR	CA-CB-CG2	-6.14	103.80	112.40
1	e	162	ARG	NE-CZ-NH2	-6.14	117.23	120.30
1	hN	154	ARG	NE-CZ-NH1	6.14	123.37	120.30
1	io	79	GLU	OE1-CD-OE2	-6.14	115.93	123.30
1	iX	132	ARG	NE-CZ-NH2	6.14	123.37	120.30
1	jE	117	TRP	CE2-CD2-CG	-6.14	102.39	107.30
1	2C	97	ARG	NH1-CZ-NH2	6.14	126.16	119.40
1	3m	80	TRP	CB-CG-CD1	6.14	134.98	127.00
1	4q	103	ASP	CB-CG-OD1	6.14	123.83	118.30
1	6N	152	ASP	CB-CG-OD2	6.14	123.83	118.30
1	7n	109	SER	CB-CA-C	-6.14	98.43	110.10
1	7X	132	ARG	NE-CZ-NH2	6.14	123.37	120.30
1	86	187	GLU	O-C-N	-6.14	112.87	122.70
1	9q	23	TRP	CH2-CZ2-CE2	6.14	123.54	117.40
1	9r	154	ARG	CD-NE-CZ	-6.14	115.00	123.60
1	9V	213	GLU	OE1-CD-OE2	-6.14	115.93	123.30
1	ad	40	PHE	CB-CG-CD1	-6.14	116.50	120.80
1	bW	39	MET	CG-SD-CE	-6.14	90.37	100.20
1	hz	178	SER	O-C-N	-6.14	112.88	122.70
1	hU	173	ARG	NH1-CZ-NH2	-6.14	112.65	119.40
1	il	222	GLY	C-N-CA	6.14	135.19	122.30
1	jo	164	TYR	CD1-CE1-CZ	6.14	125.33	119.80
1	kq	169	TYR	CB-CG-CD2	-6.14	117.32	121.00
1	kD	130	TYR	CG-CD2-CE2	6.14	126.21	121.30
1	2l	46	GLY	O-C-N	-6.14	112.88	122.70
1	2w	191	VAL	CA-CB-CG1	6.14	120.11	110.90
1	30	66	MET	CG-SD-CE	6.14	110.02	100.20
1	4i	142	VAL	CG1-CB-CG2	-6.14	101.08	110.90
1	6h	219	GLN	O-C-N	-6.14	112.76	123.20
1	6l	154	ARG	NE-CZ-NH1	6.14	123.37	120.30
1	6u	27	VAL	O-C-N	-6.14	112.88	122.70
1	72	133	TRP	CZ3-CH2-CZ2	-6.14	114.23	121.60

Continued on next page...

Continued from previous page...

Mol	Chain	Res	Type	Atoms	Z	Observed(°)	Ideal(°)
1	78	18	ARG	NH1-CZ-NH2	-6.14	112.65	119.40
1	7J	130	TYR	CB-CG-CD1	6.14	124.68	121.00
1	7U	18	ARG	NE-CZ-NH1	6.14	123.37	120.30
1	8A	167	ARG	NE-CZ-NH2	-6.14	117.23	120.30
1	8O	219	GLN	C-N-CA	6.14	135.19	122.30
1	9s	161	PHE	CG-CD1-CE1	-6.14	114.05	120.80
1	9y	145	TYR	CG-CD1-CE1	6.14	126.21	121.30
1	ak	76	GLU	OE1-CD-OE2	-6.14	115.93	123.30
1	ba	32	PHE	CB-CG-CD2	6.14	125.10	120.80
1	bt	82	ARG	NE-CZ-NH2	-6.14	117.23	120.30
1	bX	169	TYR	CG-CD2-CE2	-6.14	116.39	121.30
1	cY	191	VAL	CA-CB-CG1	6.14	120.11	110.90
1	eB	148	THR	CA-CB-CG2	-6.14	103.80	112.40
1	1A	117	TRP	CD1-CG-CD2	6.14	111.21	106.30
1	1A	229	ARG	NE-CZ-NH1	-6.14	117.23	120.30
1	C	163	ASP	CB-CG-OD1	-6.14	112.78	118.30
1	gw	10	MET	CB-CA-C	-6.14	98.12	110.40
1	1I	130	TYR	CD1-CE1-CZ	-6.14	114.28	119.80
1	jq	164	TYR	CB-CG-CD2	-6.14	117.32	121.00
1	1Z	162	ARG	NE-CZ-NH1	6.14	123.37	120.30
1	k1	171	THR	CA-CB-CG2	6.14	120.99	112.40
1	3h	168	PHE	CB-CG-CD2	6.14	125.10	120.80
1	3F	166	ASP	CB-CG-OD2	-6.14	112.78	118.30
1	6D	145	TYR	CB-CG-CD2	-6.14	117.32	121.00
1	8O	215	MET	CG-SD-CE	-6.14	90.38	100.20
1	9g	32	PHE	CB-CG-CD1	-6.14	116.50	120.80
1	cA	34	PRO	N-CA-CB	6.14	110.67	103.30
1	dx	168	PHE	CB-CG-CD2	6.14	125.10	120.80
1	dH	173	ARG	NE-CZ-NH1	6.14	123.37	120.30
1	ft	167	ARG	NH1-CZ-NH2	-6.14	112.65	119.40
1	fA	173	ARG	N-CA-CB	6.14	121.65	110.60
1	gG	117	TRP	CD1-NE1-CE2	6.14	114.52	109.00
1	1F	185	MET	CG-SD-CE	-6.14	90.38	100.20
1	gU	162	ARG	CD-NE-CZ	6.14	132.19	123.60
1	1G	184	TRP	CE2-CD2-CG	6.14	112.21	107.30
1	jo	143	ARG	NH1-CZ-NH2	-6.14	112.65	119.40
1	ks	3	VAL	CB-CA-C	-6.14	99.74	111.40
1	kE	195	ASN	CB-CA-C	-6.14	98.13	110.40
1	lJ	145	TYR	CG-CD1-CE1	-6.14	116.39	121.30
1	2h	143	ARG	NE-CZ-NH1	6.14	123.37	120.30
1	3z	197	ASP	CB-CG-OD2	-6.14	112.78	118.30
1	3A	148	THR	CA-CB-CG2	-6.14	103.81	112.40

Continued on next page...

Continued from previous page...

Mol	Chain	Res	Type	Atoms	Z	Observed(°)	Ideal(°)
1	4n	154	ARG	NE-CZ-NH1	6.14	123.37	120.30
1	4z	128	GLU	OE1-CD-OE2	-6.14	115.94	123.30
1	6E	164	TYR	CZ-CE2-CD2	6.14	125.32	119.80
1	6E	167	ARG	NE-CZ-NH2	-6.14	117.23	120.30
1	7j	32	PHE	CB-CG-CD2	-6.14	116.50	120.80
1	82	64	ALA	N-CA-CB	-6.14	101.51	110.10
1	84	117	TRP	CB-CG-CD2	6.14	134.58	126.60
1	8m	100	ARG	NE-CZ-NH2	-6.14	117.23	120.30
1	a0	22	ALA	CB-CA-C	-6.14	100.90	110.10
1	av	229	ARG	NH1-CZ-NH2	-6.14	112.65	119.40
1	aS	163	ASP	CB-CG-OD2	-6.14	112.78	118.30
1	by	229	ARG	NE-CZ-NH1	6.14	123.37	120.30
1	bH	203	LYS	O-C-N	-6.14	112.88	122.70
1	bO	108	THR	CA-CB-CG2	-6.14	103.81	112.40
1	cp	130	TYR	CB-CG-CD1	-6.14	117.32	121.00
1	cq	18	ARG	NE-CZ-NH1	6.14	123.37	120.30
1	ct	169	TYR	N-CA-CB	6.14	121.65	110.60
1	fv	217	ALA	N-CA-CB	6.14	118.69	110.10
1	fN	80	TRP	CE2-CD2-CG	6.14	112.21	107.30
1	fU	31	ALA	N-CA-CB	-6.14	101.51	110.10
1	c	143	ARG	NH1-CZ-NH2	-6.14	112.65	119.40
1	h	154	ARG	NE-CZ-NH1	6.14	123.37	120.30
1	gz	67	GLN	O-C-N	-6.13	112.88	122.70
1	hb	217	ALA	N-CA-CB	-6.13	101.51	110.10
1	hJ	154	ARG	NE-CZ-NH2	-6.13	117.23	120.30
1	hV	181	VAL	CG1-CB-CG2	-6.13	101.09	110.90
1	im	133	TRP	CD1-CG-CD2	6.13	111.21	106.30
1	jl	165	VAL	CG1-CB-CG2	-6.13	101.08	110.90
1	jG	81	ASP	CB-CG-OD1	6.13	123.82	118.30
1	km	82	ARG	NH1-CZ-NH2	-6.13	112.65	119.40
1	kL	117	TRP	CD1-CG-CD2	-6.13	101.39	106.30
1	lH	188	THR	N-CA-CB	6.13	121.96	110.30
1	2h	162	ARG	CD-NE-CZ	-6.13	115.01	123.60
1	46	132	ARG	N-CA-CB	-6.13	99.56	110.60
1	46	228	ALA	CB-CA-C	6.13	119.30	110.10
1	53	80	TRP	CG-CD2-CE3	-6.13	128.38	133.90
1	5s	130	TYR	CD1-CG-CD2	6.13	124.65	117.90
1	7R	43	LEU	CB-CG-CD1	-6.13	100.57	111.00
1	8w	228	ALA	CB-CA-C	-6.13	100.90	110.10
1	8G	169	TYR	CG-CD1-CE1	6.13	126.21	121.30
1	9N	42	ALA	O-C-N	-6.13	112.88	122.70
1	aQ	184	TRP	CD1-CG-CD2	6.13	111.21	106.30

Continued on next page...

Continued from previous page...

Mol	Chain	Res	Type	Atoms	Z	Observed(°)	Ideal(°)
1	bR	82	ARG	NH1-CZ-NH2	-6.13	112.65	119.40
1	cK	164	TYR	CB-CG-CD2	-6.13	117.32	121.00
1	dU	214	MET	CG-SD-CE	-6.13	90.39	100.20
1	eA	113	GLU	OE1-CD-OE2	-6.13	115.94	123.30
1	go	212	GLU	CG-CD-OE1	6.13	130.57	118.30
1	gs	145	TYR	CZ-CE2-CD2	-6.13	114.28	119.80
1	hJ	222	GLY	O-C-N	-6.13	112.77	123.20
1	hP	145	TYR	CZ-CE2-CD2	-6.13	114.28	119.80
1	iV	188	THR	OG1-CB-CG2	-6.13	95.89	110.00
1	iY	68	MET	CG-SD-CE	-6.13	90.39	100.20
1	lt	51	ASP	CB-CG-OD1	6.13	123.82	118.30
1	lR	81	ASP	CB-CG-OD1	-6.13	112.78	118.30
1	4w	35	GLU	OE1-CD-OE2	-6.13	115.94	123.30
1	63	215	MET	CG-SD-CE	-6.13	90.39	100.20
1	dG	186	THR	CA-CB-CG2	-6.13	103.81	112.40
1	fc	13	GLN	N-CA-CB	6.13	121.64	110.60
1	g8	229	ARG	NH1-CZ-NH2	-6.13	112.66	119.40
1	kx	22	ALA	N-CA-CB	-6.13	101.52	110.10
1	kP	145	TYR	CB-CG-CD2	6.13	124.68	121.00
1	2n	32	PHE	CG-CD2-CE2	-6.13	114.06	120.80
1	2n	173	ARG	NE-CZ-NH2	-6.13	117.23	120.30
1	3z	173	ARG	NH1-CZ-NH2	-6.13	112.66	119.40
1	4i	161	PHE	CB-CG-CD2	6.13	125.09	120.80
1	4y	82	ARG	CD-NE-CZ	6.13	132.18	123.60
1	5T	99	PRO	O-C-N	-6.13	112.89	122.70
1	6y	77	ALA	CB-CA-C	-6.13	100.90	110.10
1	8d	174	ALA	N-CA-CB	-6.13	101.52	110.10
1	8u	110	THR	CA-CB-CG2	-6.13	103.82	112.40
1	8v	224	PRO	N-CA-CB	6.13	110.66	103.30
1	bg	173	ARG	NH1-CZ-NH2	-6.13	112.66	119.40
1	cE	148	THR	O-C-N	-6.13	112.89	122.70
1	lg	168	PHE	CB-CG-CD1	-6.13	116.51	120.80
1	d4	154	ARG	NE-CZ-NH2	-6.13	117.23	120.30
1	dq	163	ASP	CB-CG-OD1	6.13	123.82	118.30
1	dK	145	TYR	CD1-CE1-CZ	6.13	125.32	119.80
1	eK	214	MET	CG-SD-CE	-6.13	90.39	100.20
1	f3	130	TYR	CG-CD1-CE1	-6.13	116.39	121.30
1	f4	135	ILE	O-C-N	-6.13	112.89	122.70
1	fh	123	PRO	O-C-N	-6.13	112.89	122.70
1	fG	55	MET	CG-SD-CE	-6.13	90.39	100.20
1	fl	51	ASP	CB-CG-OD1	-6.13	112.78	118.30
1	lz	23	TRP	CD2-CE3-CZ3	-6.13	110.83	118.80

Continued on next page...

Continued from previous page...

Mol	Chain	Res	Type	Atoms	Z	Observed(°)	Ideal(°)
1	g5	132	ARG	NE-CZ-NH1	6.13	123.37	120.30
1	f	81	ASP	CB-CG-OD1	6.13	123.82	118.30
1	gU	32	PHE	CB-CG-CD1	6.13	125.09	120.80
1	iO	135	ILE	CA-CB-CG1	6.13	122.65	111.00
1	lJ	48	THR	CA-CB-CG2	-6.13	103.82	112.40
1	2N	145	TYR	CB-CG-CD1	6.13	124.68	121.00
1	2T	159	GLU	OE1-CD-OE2	-6.13	115.94	123.30
1	86	110	THR	CA-CB-CG2	-6.13	103.82	112.40
1	9v	51	ASP	CB-CG-OD2	6.13	123.82	118.30
1	9z	145	TYR	CB-CG-CD1	6.13	124.68	121.00
1	d2	103	ASP	CB-CG-OD1	6.13	123.82	118.30
1	hm	148	THR	CA-CB-CG2	6.13	120.98	112.40
1	lQ	95	GLN	O-C-N	-6.13	112.89	122.70
1	iL	24	VAL	O-C-N	-6.13	112.89	122.70
1	iZ	140	LYS	CB-CA-C	-6.13	98.14	110.40
1	jC	36	VAL	O-C-N	-6.13	112.89	122.70
1	k6	53	ASN	N-CA-CB	-6.13	99.57	110.60
1	k9	43	LEU	CB-CG-CD1	-6.13	100.58	111.00
1	l0	174	ALA	N-CA-CB	-6.13	101.52	110.10
1	3k	97	ARG	NE-CZ-NH2	6.13	123.36	120.30
1	3n	229	ARG	NE-CZ-NH2	-6.13	117.24	120.30
1	4e	227	LYS	CA-CB-CG	6.13	126.88	113.40
1	4T	215	MET	CG-SD-CE	6.13	110.00	100.20
1	54	72	THR	CA-CB-CG2	-6.13	103.82	112.40
1	6g	49	PRO	N-CA-CB	6.13	110.65	103.30
1	79	130	TYR	CG-CD1-CE1	-6.13	116.40	121.30
1	7q	18	ARG	NE-CZ-NH2	-6.13	117.24	120.30
1	8l	154	ARG	NE-CZ-NH1	6.13	123.36	120.30
1	8R	145	TYR	CD1-CG-CD2	6.13	124.64	117.90
1	9i	126	VAL	CG1-CB-CG2	-6.13	101.09	110.90
1	9G	198	CYS	O-C-N	-6.13	112.89	122.70
1	aL	143	ARG	NH1-CZ-NH2	-6.13	112.66	119.40
1	b9	100	ARG	NE-CZ-NH1	6.13	123.36	120.30
1	bE	148	THR	CA-CB-CG2	-6.13	103.82	112.40
1	bJ	137	GLY	CA-C-O	6.13	131.63	120.60
1	dm	166	ASP	CB-CG-OD2	6.13	123.82	118.30
1	dE	183	ASN	O-C-N	-6.13	112.89	122.70
1	ej	228	ALA	CB-CA-C	6.13	119.29	110.10
1	eC	32	PHE	CB-CG-CD2	-6.13	116.51	120.80
1	fp	169	TYR	CB-CG-CD1	6.13	124.68	121.00
1	fl	160	PRO	N-CD-CG	6.13	112.39	103.20
1	p	180	GLU	OE1-CD-OE2	-6.13	115.94	123.30

Continued on next page...

Continued from previous page...

Mol	Chain	Res	Type	Atoms	Z	Observed(°)	Ideal(°)
1	w	59	VAL	O-C-N	-6.13	112.78	123.20
1	W	161	PHE	N-CA-CB	-6.13	99.57	110.60
1	gv	32	PHE	CB-CG-CD2	-6.13	116.51	120.80
1	1E	103	ASP	CB-CG-OD2	6.13	123.81	118.30
1	hN	82	ARG	NE-CZ-NH2	-6.13	117.24	120.30
1	iU	82	ARG	CD-NE-CZ	6.13	132.18	123.60
1	j2	173	ARG	NH1-CZ-NH2	-6.13	112.66	119.40
1	jc	161	PHE	CB-CG-CD1	6.13	125.09	120.80
1	jq	87	HIS	CA-CB-CG	6.13	124.02	113.60
1	jx	32	PHE	CD1-CE1-CZ	-6.13	112.75	120.10
1	jR	1	PRO	N-CA-CB	6.13	110.65	103.30
1	jX	8	GLY	O-C-N	-6.13	112.90	122.70
1	k0	214	MET	CG-SD-CE	-6.13	90.40	100.20
1	kR	215	MET	CG-SD-CE	-6.13	90.40	100.20
1	kU	171	THR	CA-CB-CG2	-6.13	103.82	112.40
1	l2	167	ARG	NH1-CZ-NH2	-6.13	112.66	119.40
1	lO	130	TYR	CG-CD2-CE2	-6.13	116.40	121.30
1	2Y	143	ARG	NH1-CZ-NH2	-6.13	112.66	119.40
1	3G	164	TYR	CB-CG-CD1	-6.13	117.32	121.00
1	4E	117	TRP	CB-CG-CD2	-6.13	118.64	126.60
1	4Z	186	THR	CA-CB-CG2	-6.13	103.82	112.40
1	5d	185	MET	CG-SD-CE	-6.13	90.40	100.20
1	5X	130	TYR	CD1-CE1-CZ	6.13	125.31	119.80
1	6q	33	SER	N-CA-CB	6.13	119.69	110.50
1	7a	36	VAL	CA-CB-CG2	-6.13	101.71	110.90
1	8a	97	ARG	NH1-CZ-NH2	-6.13	112.66	119.40
1	9c	164	TYR	CD1-CE1-CZ	-6.13	114.29	119.80
1	9i	208	ALA	N-CA-CB	-6.13	101.52	110.10
1	l2	18	ARG	NE-CZ-NH2	-6.13	117.24	120.30
1	au	82	ARG	NE-CZ-NH2	-6.13	117.24	120.30
1	b5	186	THR	CA-CB-CG2	-6.13	103.82	112.40
1	ba	144	MET	CG-SD-CE	-6.13	90.40	100.20
1	bB	202	LEU	CB-CG-CD2	6.13	121.42	111.00
1	19	130	TYR	CG-CD1-CE1	6.13	126.20	121.30
1	bC	135	ILE	O-C-N	-6.13	112.90	122.70
1	cL	182	LYS	O-C-N	-6.13	112.90	122.70
1	dJ	18	ARG	NE-CZ-NH1	6.13	123.36	120.30
1	dR	18	ARG	NH1-CZ-NH2	-6.13	112.66	119.40
1	fm	207	PRO	N-CA-CB	6.13	110.65	103.30
1	g5	177	ALA	O-C-N	-6.13	112.90	122.70
1	c	154	ARG	NH1-CZ-NH2	-6.13	112.66	119.40
1	W	14	ALA	CB-CA-C	-6.13	100.91	110.10

Continued on next page...

Continued from previous page...

Mol	Chain	Res	Type	Atoms	Z	Observed(°)	Ideal(°)
1	gd	132	ARG	NH1-CZ-NH2	-6.12	112.66	119.40
1	gT	97	ARG	NE-CZ-NH1	6.12	123.36	120.30
1	h1	221	VAL	O-C-N	-6.12	112.79	123.20
1	29	164	TYR	CB-CG-CD2	6.12	124.67	121.00
1	2z	169	TYR	CG-CD2-CE2	-6.12	116.40	121.30
1	2C	78	ALA	O-C-N	-6.12	112.90	122.70
1	40	97	ARG	NE-CZ-NH1	6.12	123.36	120.30
1	5j	142	VAL	CA-CB-CG1	6.12	120.09	110.90
1	5n	188	THR	CA-CB-CG2	-6.12	103.83	112.40
1	64	228	ALA	CB-CA-C	-6.12	100.91	110.10
1	7w	74	ASN	O-C-N	-6.12	112.90	122.70
1	b8	167	ARG	N-CA-CB	6.12	121.62	110.60
1	dV	218	CYS	N-CA-CB	6.12	121.63	110.60
1	1G	164	TYR	CB-CG-CD2	-6.12	117.33	121.00
1	hl	228	ALA	N-CA-CB	6.12	118.67	110.10
1	ik	80	TRP	CE3-CZ3-CH2	-6.12	114.46	121.20
1	is	97	ARG	NE-CZ-NH2	-6.12	117.24	120.30
1	jf	31	ALA	N-CA-CB	6.12	118.67	110.10
1	kt	132	ARG	NH1-CZ-NH2	-6.12	112.66	119.40
1	lG	185	MET	CG-SD-CE	6.12	110.00	100.20
1	2j	161	PHE	CB-CG-CD1	-6.12	116.51	120.80
1	2j	183	ASN	O-C-N	-6.12	112.90	122.70
1	2L	154	ARG	CD-NE-CZ	6.12	132.17	123.60
1	3O	152	ASP	CB-CG-OD2	-6.12	112.79	118.30
1	3X	214	MET	CG-SD-CE	6.12	110.00	100.20
1	4o	63	GLN	O-C-N	-6.12	112.90	122.70
1	4C	92	GLU	CB-CA-C	6.12	122.65	110.40
1	54	164	TYR	CB-CG-CD2	-6.12	117.33	121.00
1	6A	209	ALA	N-CA-CB	-6.12	101.53	110.10
1	7j	18	ARG	NE-CZ-NH1	6.12	123.36	120.30
1	7I	166	ASP	CB-CG-OD2	-6.12	112.79	118.30
1	8t	142	VAL	CG1-CB-CG2	6.12	120.70	110.90
1	8Z	173	ARG	CD-NE-CZ	6.12	132.17	123.60
1	12	204	ALA	N-CA-CB	-6.12	101.53	110.10
1	au	145	TYR	CB-CG-CD2	6.12	124.67	121.00
1	bJ	173	ARG	NE-CZ-NH2	-6.12	117.24	120.30
1	bL	130	TYR	CD1-CE1-CZ	-6.12	114.29	119.80
1	cz	184	TRP	CB-CG-CD2	-6.12	118.64	126.60
1	cH	51	ASP	CB-CG-OD1	6.12	123.81	118.30
1	d5	166	ASP	CB-CG-OD2	6.12	123.81	118.30
1	1k	109	SER	N-CA-CB	6.12	119.69	110.50
1	dq	57	ASN	O-C-N	-6.12	112.90	122.70

Continued on next page...

Continued from previous page...

Mol	Chain	Res	Type	Atoms	Z	Observed(°)	Ideal(°)
1	eD	35	GLU	OE1-CD-OE2	-6.12	115.95	123.30
1	fN	109	SER	N-CA-CB	6.12	119.68	110.50
1	m	184	TRP	CG-CD1-NE1	-6.12	103.98	110.10
1	U	71	GLU	OE1-CD-OE2	-6.12	115.95	123.30
1	gR	45	GLU	OE1-CD-OE2	-6.12	115.95	123.30
1	hp	15	ILE	CA-CB-CG1	6.12	122.63	111.00
1	hK	162	ARG	NH1-CZ-NH2	-6.12	112.67	119.40
1	ig	117	TRP	CE3-CZ3-CH2	-6.12	114.47	121.20
1	ij	169	TYR	CD1-CE1-CZ	6.12	125.31	119.80
1	ir	77	ALA	CB-CA-C	-6.12	100.92	110.10
1	iD	113	GLU	OE1-CD-OE2	-6.12	115.95	123.30
1	iE	198	CYS	N-CA-CB	6.12	121.62	110.60
1	iU	35	GLU	O-C-N	-6.12	112.90	122.70
1	jU	179	GLN	CA-CB-CG	6.12	126.87	113.40
1	jV	29	GLU	OE1-CD-OE2	-6.12	115.95	123.30
1	k1	167	ARG	NE-CZ-NH1	6.12	123.36	120.30
1	2n	96	MET	CG-SD-CE	-6.12	90.40	100.20
1	2Q	32	PHE	CB-CG-CD1	6.12	125.08	120.80
1	3U	18	ARG	O-C-N	-6.12	112.91	122.70
1	4G	42	ALA	N-CA-CB	-6.12	101.53	110.10
1	6k	23	TRP	CG-CD1-NE1	-6.12	103.98	110.10
1	77	23	TRP	CG-CD1-NE1	-6.12	103.98	110.10
1	7v	23	TRP	CB-CG-CD1	-6.12	119.04	127.00
1	7G	33	SER	N-CA-CB	-6.12	101.32	110.50
1	7Q	173	ARG	NH1-CZ-NH2	-6.12	112.67	119.40
1	8J	185	MET	CG-SD-CE	-6.12	90.41	100.20
1	9h	188	THR	O-C-N	-6.12	112.91	122.70
1	aI	119	THR	CA-CB-CG2	-6.12	103.83	112.40
1	b3	27	VAL	CG1-CB-CG2	-6.12	101.10	110.90
1	bB	68	MET	CA-CB-CG	6.12	123.71	113.30
1	cq	100	ARG	NE-CZ-NH1	-6.12	117.24	120.30
1	d2	161	PHE	CD1-CG-CD2	-6.12	110.34	118.30
1	dw	95	GLN	O-C-N	-6.12	112.91	122.70
1	dR	66	MET	CA-CB-CG	6.12	123.71	113.30
1	1r	184	TRP	CD1-CG-CD2	-6.12	101.40	106.30
1	fC	36	VAL	O-C-N	-6.12	112.91	122.70
1	g4	13	GLN	O-C-N	-6.12	112.91	122.70
1	A	187	GLU	O-C-N	-6.12	112.91	122.70
1	h1	130	TYR	CG-CD2-CE2	6.12	126.20	121.30
1	i9	81	ASP	O-C-N	-6.12	112.91	122.70
1	1T	83	LEU	CB-CG-CD1	6.12	121.40	111.00
1	je	210	THR	CA-CB-CG2	-6.12	103.83	112.40

Continued on next page...

Continued from previous page...

Mol	Chain	Res	Type	Atoms	Z	Observed(°)	Ideal(°)
1	3c	105	ALA	CB-CA-C	-6.12	100.92	110.10
1	4s	64	ALA	CB-CA-C	6.12	119.28	110.10
1	4T	82	ARG	NH1-CZ-NH2	-6.12	112.67	119.40
1	5Z	51	ASP	CB-CG-OD1	6.12	123.81	118.30
1	aU	188	THR	CA-CB-CG2	6.12	120.97	112.40
1	cm	167	ARG	NE-CZ-NH2	-6.12	117.24	120.30
1	8	59	VAL	CA-CB-CG2	-6.12	101.72	110.90
1	gj	133	TRP	CD1-NE1-CE2	6.12	114.51	109.00
1	gl	97	ARG	NE-CZ-NH2	6.12	123.36	120.30
1	gG	94	GLY	O-C-N	-6.12	112.91	122.70
1	gM	97	ARG	NH1-CZ-NH2	-6.12	112.67	119.40
1	hy	47	ALA	O-C-N	6.12	132.49	122.70
1	hV	85	PRO	N-CA-CB	6.12	110.64	103.30
1	if	217	ALA	N-CA-CB	6.12	118.67	110.10
1	j2	32	PHE	CB-CG-CD2	-6.12	116.52	120.80
1	jr	83	LEU	CB-CG-CD1	6.12	121.40	111.00
1	kL	204	ALA	N-CA-CB	6.12	118.67	110.10
1	lM	184	TRP	CH2-CZ2-CE2	6.12	123.52	117.40
1	2N	82	ARG	NE-CZ-NH2	-6.12	117.24	120.30
1	2P	133	TRP	CD2-CE3-CZ3	6.12	126.75	118.80
1	2Q	145	TYR	CB-CG-CD2	6.12	124.67	121.00
1	3R	81	ASP	CB-CG-OD1	6.12	123.81	118.30
1	56	168	PHE	CB-CG-CD2	-6.12	116.52	120.80
1	63	229	ARG	NH1-CZ-NH2	-6.12	112.67	119.40
1	6g	18	ARG	NH1-CZ-NH2	-6.12	112.67	119.40
1	6H	162	ARG	NE-CZ-NH2	-6.12	117.24	120.30
1	6W	162	ARG	NE-CZ-NH1	6.12	123.36	120.30
1	74	164	TYR	CB-CG-CD2	-6.12	117.33	121.00
1	7e	55	MET	CA-CB-CG	6.12	123.70	113.30
1	7I	80	TRP	CZ3-CH2-CZ2	-6.12	114.26	121.60
1	8y	117	TRP	CD1-NE1-CE2	6.12	114.51	109.00
1	9y	33	SER	N-CA-CB	-6.12	101.32	110.50
1	Y	100	ARG	NE-CZ-NH2	-6.12	117.24	120.30
1	a3	169	TYR	CB-CG-CD2	6.12	124.67	121.00
1	1a	197	ASP	CB-CG-OD2	6.12	123.81	118.30
1	d2	130	TYR	CB-CG-CD1	-6.12	117.33	121.00
1	1m	133	TRP	CD1-NE1-CE2	6.12	114.51	109.00
1	dV	32	PHE	CB-CG-CD1	6.12	125.08	120.80
1	eP	71	GLU	OE1-CD-OE2	-6.12	115.96	123.30
1	1x	154	ARG	NE-CZ-NH2	-6.12	117.24	120.30
1	1x	161	PHE	CG-CD1-CE1	-6.12	114.07	120.80
1	2	168	PHE	CB-CG-CD2	6.12	125.08	120.80

Continued on next page...

Continued from previous page...

Mol	Chain	Res	Type	Atoms	Z	Observed(°)	Ideal(°)
1	D	97	ARG	NE-CZ-NH2	-6.12	117.24	120.30
1	6	80	TRP	CB-CG-CD2	6.12	134.55	126.60
1	gj	32	PHE	CB-CG-CD1	6.12	125.08	120.80
1	gx	82	ARG	NH1-CZ-NH2	-6.12	112.67	119.40
1	iC	224	PRO	C-N-CA	6.12	135.15	122.30
1	jA	201	ILE	O-C-N	-6.12	112.91	122.70
1	2U	173	ARG	NE-CZ-NH2	-6.12	117.24	120.30
1	4a	54	THR	CA-CB-CG2	6.12	120.96	112.40
1	5i	51	ASP	CB-CG-OD2	6.12	123.81	118.30
1	5t	20	LEU	CB-CG-CD2	6.12	121.40	111.00
1	6l	113	GLU	O-C-N	-6.12	112.91	122.70
1	8h	145	TYR	CG-CD1-CE1	-6.12	116.41	121.30
1	9e	166	ASP	CB-CG-OD1	-6.12	112.80	118.30
1	aP	126	VAL	CG1-CB-CG2	-6.12	101.11	110.90
1	bS	52	LEU	CB-CG-CD1	6.12	121.40	111.00
1	c3	145	TYR	CB-CG-CD1	6.12	124.67	121.00
1	eu	132	ARG	NH1-CZ-NH2	-6.12	112.67	119.40
1	hl	75	GLU	OE1-CD-OE2	-6.12	115.96	123.30
1	ic	139	ASN	O-C-N	-6.12	112.91	122.70
1	is	111	LEU	CB-CA-C	6.12	121.82	110.20
1	iJ	110	THR	CA-CB-CG2	-6.12	103.84	112.40
1	jC	80	TRP	CE2-CD2-CG	-6.12	102.41	107.30
1	jN	169	TYR	CB-CG-CD1	-6.12	117.33	121.00
1	jR	185	MET	CG-SD-CE	-6.12	90.42	100.20
1	kd	165	VAL	CG1-CB-CG2	-6.12	101.11	110.90
1	kE	35	GLU	OE1-CD-OE2	-6.12	115.96	123.30
1	lJ	184	TRP	N-CA-CB	-6.12	99.59	110.60
1	2D	187	GLU	OE1-CD-OE2	-6.12	115.96	123.30
1	3y	79	GLU	OE1-CD-OE2	-6.12	115.96	123.30
1	4q	32	PHE	CD1-CE1-CZ	-6.12	112.76	120.10
1	4r	169	TYR	CB-CG-CD1	6.12	124.67	121.00
1	6b	162	ARG	NE-CZ-NH2	-6.12	117.24	120.30
1	7K	169	TYR	CG-CD1-CE1	6.12	126.19	121.30
1	7R	197	ASP	CB-CG-OD1	6.12	123.80	118.30
1	8F	143	ARG	NH1-CZ-NH2	-6.12	112.67	119.40
1	9a	205	LEU	CB-CG-CD2	6.12	121.40	111.00
1	a4	133	TRP	CB-CG-CD2	-6.12	118.65	126.60
1	bc	31	ALA	CA-C-O	6.12	132.94	120.10
1	d4	155	GLN	O-C-N	-6.12	112.81	123.20
1	dd	51	ASP	CB-CG-OD1	-6.12	112.80	118.30
1	dm	81	ASP	CB-CG-OD1	-6.12	112.80	118.30
1	do	130	TYR	CB-CG-CD1	6.12	124.67	121.00

Continued on next page...

Continued from previous page...

Mol	Chain	Res	Type	Atoms	Z	Observed(°)	Ideal(°)
1	dT	77	ALA	O-C-N	-6.12	112.92	122.70
1	lo	213	GLU	OE1-CD-OE2	-6.12	115.96	123.30
1	ec	19	THR	CA-CB-CG2	6.12	120.96	112.40
1	eH	161	PHE	CB-CG-CD2	6.12	125.08	120.80
1	I	81	ASP	O-C-N	-6.12	112.92	122.70
1	gp	82	ARG	NE-CZ-NH2	-6.11	117.24	120.30
1	hY	32	PHE	CB-CG-CD1	6.11	125.08	120.80
1	is	31	ALA	O-C-N	-6.11	112.92	122.70
1	1T	130	TYR	CB-CG-CD1	6.11	124.67	121.00
1	jd	95	GLN	CB-CG-CD	6.11	127.50	111.60
1	jd	132	ARG	NH1-CZ-NH2	-6.11	112.67	119.40
1	ka	110	THR	CA-CB-CG2	-6.11	103.84	112.40
1	2C	209	ALA	O-C-N	-6.11	112.92	122.70
1	2W	33	SER	CB-CA-C	-6.11	98.48	110.10
1	3i	55	MET	CG-SD-CE	-6.11	90.42	100.20
1	4g	161	PHE	CB-CG-CD2	-6.11	116.52	120.80
1	4h	159	GLU	OE1-CD-OE2	-6.11	115.97	123.30
1	4z	143	ARG	NE-CZ-NH2	-6.11	117.24	120.30
1	4C	145	TYR	CB-CG-CD2	-6.11	117.33	121.00
1	4I	4	GLN	O-C-N	-6.11	112.92	122.70
1	59	184	TRP	CB-CG-CD1	-6.11	119.05	127.00
1	5B	130	TYR	CB-CG-CD1	6.11	124.67	121.00
1	6L	226	HIS	CA-CB-CG	6.11	123.99	113.60
1	7a	18	ARG	NE-CZ-NH1	6.11	123.36	120.30
1	7f	162	ARG	NE-CZ-NH2	-6.11	117.24	120.30
1	7F	103	ASP	CB-CG-OD1	6.11	123.80	118.30
1	8e	22	ALA	N-CA-CB	6.11	118.66	110.10
1	8N	145	TYR	CB-CG-CD2	6.11	124.67	121.00
1	8Q	118	MET	CG-SD-CE	-6.11	90.42	100.20
1	92	161	PHE	CB-CG-CD1	-6.11	116.52	120.80
1	9Q	147	PRO	N-CA-CB	6.11	110.64	103.30
1	9X	184	TRP	CD1-NE1-CE2	6.11	114.50	109.00
1	a0	105	ALA	N-CA-CB	-6.11	101.54	110.10
1	ay	169	TYR	CB-CG-CD1	6.11	124.67	121.00
1	c3	66	MET	CG-SD-CE	-6.11	90.42	100.20
1	c8	161	PHE	CB-CG-CD2	-6.11	116.52	120.80
1	cM	143	ARG	NE-CZ-NH2	-6.11	117.24	120.30
1	dh	103	ASP	CB-CG-OD2	-6.11	112.80	118.30
1	dn	105	ALA	CB-CA-C	6.11	119.27	110.10
1	dU	81	ASP	CB-CG-OD2	-6.11	112.80	118.30
1	1u	186	THR	OG1-CB-CG2	-6.11	95.94	110.00
1	fF	45	GLU	OE1-CD-OE2	-6.11	115.96	123.30

Continued on next page...

Continued from previous page...

Mol	Chain	Res	Type	Atoms	Z	Observed(°)	Ideal(°)
1	fM	117	TRP	CB-CG-CD2	6.11	134.55	126.60
1	g7	163	ASP	CB-CG-OD2	6.11	123.80	118.30
1	q	167	ARG	NE-CZ-NH2	-6.11	117.24	120.30
1	hM	143	ARG	NE-CZ-NH2	6.11	123.36	120.30
1	i8	103	ASP	CB-CG-OD1	6.11	123.80	118.30
1	ii	143	ARG	NH1-CZ-NH2	-6.11	112.68	119.40
1	jC	3	VAL	CG1-CB-CG2	-6.11	101.12	110.90
1	6k	75	GLU	OE1-CD-OE2	-6.11	115.97	123.30
1	6n	99	PRO	N-CA-CB	6.11	110.64	103.30
1	7y	166	ASP	N-CA-CB	-6.11	99.60	110.60
1	8c	53	ASN	O-C-N	-6.11	112.92	122.70
1	8k	210	THR	CA-CB-CG2	-6.11	103.84	112.40
1	96	130	TYR	CG-CD1-CE1	-6.11	116.41	121.30
1	9h	217	ALA	CB-CA-C	-6.11	100.93	110.10
1	ab	109	SER	N-CA-CB	6.11	119.67	110.50
1	ax	65	ALA	N-CA-CB	-6.11	101.54	110.10
1	dF	165	VAL	CA-CB-CG1	-6.11	101.73	110.90
1	e9	149	SER	N-CA-CB	6.11	119.67	110.50
1	1s	168	PHE	CB-CG-CD1	6.11	125.08	120.80
1	gF	96	MET	CG-SD-CE	6.11	109.98	100.20
1	ii	202	LEU	CB-CG-CD2	6.11	121.39	111.00
1	ij	71	GLU	OE1-CD-OE2	-6.11	115.97	123.30
1	ik	97	ARG	NE-CZ-NH1	6.11	123.36	120.30
1	j2	130	TYR	CB-CG-CD2	6.11	124.67	121.00
1	jJ	60	GLY	CA-C-O	6.11	131.60	120.60
1	jV	73	ILE	N-CA-CB	6.11	124.85	110.80
1	1Z	207	PRO	N-CD-CG	6.11	112.36	103.20
1	kA	66	MET	CG-SD-CE	-6.11	90.42	100.20
1	25	169	TYR	CG-CD2-CE2	-6.11	116.41	121.30
1	3h	23	TRP	CE3-CZ3-CH2	-6.11	114.48	121.20
1	3N	132	ARG	NH1-CZ-NH2	6.11	126.12	119.40
1	3U	164	TYR	CB-CG-CD1	-6.11	117.33	121.00
1	4J	229	ARG	NH1-CZ-NH2	-6.11	112.68	119.40
1	4M	62	HIS	CA-CB-CG	-6.11	103.21	113.60
1	5e	130	TYR	CB-CG-CD1	6.11	124.67	121.00
1	5q	162	ARG	NH1-CZ-NH2	-6.11	112.68	119.40
1	6S	166	ASP	CB-CG-OD2	-6.11	112.80	118.30
1	7z	58	THR	CA-CB-CG2	-6.11	103.84	112.40
1	7P	149	SER	O-C-N	-6.11	112.92	122.70
1	7Z	65	ALA	CB-CA-C	6.11	119.27	110.10
1	8G	58	THR	O-C-N	-6.11	112.92	122.70
1	Y	228	ALA	N-CA-CB	6.11	118.66	110.10

Continued on next page...

Continued from previous page...

Mol	Chain	Res	Type	Atoms	Z	Observed(°)	Ideal(°)
1	ah	152	ASP	CB-CG-OD2	-6.11	112.80	118.30
1	aN	132	ARG	NE-CZ-NH2	6.11	123.36	120.30
1	aP	32	PHE	CB-CG-CD1	6.11	125.08	120.80
1	18	80	TRP	O-C-N	-6.11	112.92	122.70
1	bA	180	GLU	OE1-CD-OE2	-6.11	115.97	123.30
1	cW	167	ARG	NE-CZ-NH1	6.11	123.36	120.30
1	d7	177	ALA	N-CA-CB	6.11	118.66	110.10
1	dL	224	PRO	O-C-N	-6.11	112.81	123.20
1	ef	82	ARG	NE-CZ-NH1	6.11	123.36	120.30
1	1s	27	VAL	CA-CB-CG1	6.11	120.07	110.90
1	fA	132	ARG	NE-CZ-NH1	6.11	123.36	120.30
1	fJ	152	ASP	N-CA-CB	-6.11	99.60	110.60
1	t	132	ARG	NE-CZ-NH1	6.11	123.36	120.30
1	gN	159	GLU	N-CA-C	6.11	127.50	111.00
1	1P	145	TYR	CG-CD2-CE2	6.11	126.19	121.30
1	j4	184	TRP	CD1-NE1-CE2	6.11	114.50	109.00
1	lH	110	THR	N-CA-CB	6.11	121.91	110.30
1	4h	205	LEU	CB-CG-CD1	6.11	121.39	111.00
1	9T	31	ALA	O-C-N	-6.11	112.93	122.70
1	al	228	ALA	CB-CA-C	-6.11	100.94	110.10
1	bj	229	ARG	NE-CZ-NH1	6.11	123.35	120.30
1	cK	154	ARG	NE-CZ-NH2	-6.11	117.25	120.30
1	dd	154	ARG	NH1-CZ-NH2	-6.11	112.68	119.40
1	dU	18	ARG	NH1-CZ-NH2	-6.11	112.68	119.40
1	eC	108	THR	CA-CB-CG2	-6.11	103.85	112.40
1	eV	142	VAL	CA-CB-CG2	-6.11	101.74	110.90
1	eW	130	TYR	CG-CD1-CE1	-6.11	116.41	121.30
1	C	59	VAL	CA-CB-CG1	-6.11	101.74	110.90
1	G	25	LYS	CA-CB-CG	6.11	126.84	113.40
1	1D	128	GLU	OE1-CD-OE2	-6.11	115.97	123.30
1	gs	162	ARG	NE-CZ-NH2	-6.11	117.25	120.30
1	gQ	143	ARG	CD-NE-CZ	-6.11	115.05	123.60
1	i0	197	ASP	CB-CG-OD2	-6.11	112.80	118.30
1	io	80	TRP	CE2-CD2-CG	-6.11	102.42	107.30
1	iN	152	ASP	CB-CG-OD1	6.11	123.80	118.30
1	kQ	164	TYR	CZ-CE2-CD2	-6.11	114.30	119.80
1	l2	80	TRP	CG-CD2-CE3	-6.11	128.40	133.90
1	lp	168	PHE	CG-CD1-CE1	6.11	127.52	120.80
1	lC	162	ARG	NE-CZ-NH2	6.11	123.35	120.30
1	lG	161	PHE	CB-CG-CD2	-6.11	116.53	120.80
1	2J	17	PRO	O-C-N	-6.11	112.93	122.70
1	34	40	PHE	CB-CG-CD2	6.11	125.08	120.80

Continued on next page...

Continued from previous page...

Mol	Chain	Res	Type	Atoms	Z	Observed(°)	Ideal(°)
1	4D	117	TRP	CE2-CD2-CG	6.11	112.19	107.30
1	53	228	ALA	N-CA-CB	6.11	118.65	110.10
1	5t	51	ASP	CB-CG-OD2	-6.11	112.80	118.30
1	60	100	ARG	CD-NE-CZ	6.11	132.15	123.60
1	64	143	ARG	NE-CZ-NH2	6.11	123.35	120.30
1	95	143	ARG	NE-CZ-NH2	-6.11	117.25	120.30
1	a9	164	TYR	CB-CG-CD2	-6.11	117.33	121.00
1	aJ	23	TRP	CD1-CG-CD2	6.11	111.19	106.30
1	bb	165	VAL	CA-CB-CG1	6.11	120.06	110.90
1	bG	103	ASP	CB-CG-OD1	6.11	123.80	118.30
1	bQ	166	ASP	N-CA-CB	-6.11	99.61	110.60
1	cH	144	MET	CG-SD-CE	-6.11	90.43	100.20
1	dj	133	TRP	CA-CB-CG	6.11	125.30	113.70
1	dm	132	ARG	CB-CG-CD	6.11	127.48	111.60
1	e8	185	MET	CG-SD-CE	-6.11	90.43	100.20
1	eG	229	ARG	NH1-CZ-NH2	-6.11	112.68	119.40
1	eL	133	TRP	CG-CD2-CE3	-6.11	128.40	133.90
1	fc	218	CYS	N-CA-CB	6.11	121.59	110.60
1	fk	92	GLU	O-C-N	-6.11	109.50	121.10
1	iA	100	ARG	NH1-CZ-NH2	-6.11	112.68	119.40
1	iO	110	THR	O-C-N	-6.11	112.93	122.70
1	j5	105	ALA	N-CA-CB	-6.11	101.55	110.10
1	1U	229	ARG	NE-CZ-NH1	-6.11	117.25	120.30
1	26	117	TRP	CE2-CD2-CE3	6.11	126.03	118.70
1	41	100	ARG	NH1-CZ-NH2	-6.11	112.68	119.40
1	5q	78	ALA	CB-CA-C	6.11	119.26	110.10
1	7t	181	VAL	CA-CB-CG2	-6.11	101.74	110.90
1	7H	51	ASP	CB-CG-OD2	6.11	123.79	118.30
1	ah	56	LEU	CB-CG-CD2	6.11	121.38	111.00
1	bA	100	ARG	NE-CZ-NH2	-6.11	117.25	120.30
1	bE	173	ARG	NH1-CZ-NH2	-6.11	112.68	119.40
1	bP	42	ALA	N-CA-CB	-6.11	101.55	110.10
1	bZ	132	ARG	NE-CZ-NH1	6.11	123.35	120.30
1	eh	185	MET	CG-SD-CE	-6.11	90.43	100.20
1	eD	27	VAL	CA-CB-CG2	-6.11	101.74	110.90
1	e	32	PHE	CB-CG-CD1	-6.11	116.53	120.80
1	C	145	TYR	O-C-N	-6.11	112.93	122.70
1	G	81	ASP	CB-CG-OD2	-6.11	112.81	118.30
1	ge	40	PHE	CB-CG-CD1	-6.10	116.53	120.80
1	gJ	130	TYR	CD1-CE1-CZ	-6.10	114.31	119.80
1	ha	139	ASN	O-C-N	-6.10	112.93	122.70
1	hi	154	ARG	NH1-CZ-NH2	-6.10	112.69	119.40

Continued on next page...

Continued from previous page...

Mol	Chain	Res	Type	Atoms	Z	Observed(°)	Ideal(°)
1	1N	165	VAL	CG1-CB-CG2	-6.10	101.13	110.90
1	kF	40	PHE	CB-CG-CD1	6.10	125.07	120.80
1	2k	133	TRP	CD1-NE1-CE2	-6.10	103.51	109.00
1	6p	148	THR	O-C-N	-6.10	112.93	122.70
1	6C	37	ILE	CA-C-O	-6.10	107.28	120.10
1	9T	162	ARG	NE-CZ-NH2	6.10	123.35	120.30
1	9X	152	ASP	CB-CG-OD1	6.10	123.79	118.30
1	dq	184	TRP	CB-CG-CD2	-6.10	118.67	126.60
1	hi	82	ARG	NE-CZ-NH1	6.10	123.35	120.30
1	ic	64	ALA	CB-CA-C	-6.10	100.95	110.10
1	kg	161	PHE	CB-CG-CD2	-6.10	116.53	120.80
1	kL	165	VAL	CA-CB-CG2	-6.10	101.75	110.90
1	li	163	ASP	CB-CG-OD2	6.10	123.79	118.30
1	2F	82	ARG	NE-CZ-NH1	6.10	123.35	120.30
1	2J	93	PRO	N-CA-CB	-6.10	95.89	102.60
1	2P	197	ASP	CB-CG-OD2	-6.10	112.81	118.30
1	3V	152	ASP	CB-CG-OD1	-6.10	112.81	118.30
1	4c	159	GLU	CB-CA-C	-6.10	98.19	110.40
1	4d	132	ARG	NH1-CZ-NH2	-6.10	112.69	119.40
1	4k	132	ARG	NE-CZ-NH2	6.10	123.35	120.30
1	5f	188	THR	CA-CB-CG2	-6.10	103.86	112.40
1	6o	18	ARG	NH1-CZ-NH2	-6.10	112.69	119.40
1	7Q	103	ASP	CB-CG-OD1	-6.10	112.81	118.30
1	84	18	ARG	CG-CD-NE	-6.10	98.98	111.80
1	8x	81	ASP	CB-CG-OD2	-6.10	112.81	118.30
1	9y	130	TYR	CB-CG-CD2	-6.10	117.34	121.00
1	ae	171	THR	C-N-CA	6.10	136.96	121.70
1	aw	82	ARG	NH1-CZ-NH2	-6.10	112.69	119.40
1	aB	113	GLU	OE1-CD-OE2	-6.10	115.98	123.30
1	b2	80	TRP	CD1-NE1-CE2	6.10	114.49	109.00
1	18	173	ARG	NE-CZ-NH2	-6.10	117.25	120.30
1	bI	221	VAL	CA-CB-CG2	6.10	120.05	110.90
1	bJ	163	ASP	O-C-N	-6.10	112.94	122.70
1	bL	169	TYR	CB-CG-CD2	6.10	124.66	121.00
1	c1	96	MET	CG-SD-CE	-6.10	90.44	100.20
1	cS	161	PHE	CB-CG-CD2	-6.10	116.53	120.80
1	cS	202	LEU	CB-CG-CD2	-6.10	100.63	111.00
1	1h	143	ARG	NE-CZ-NH1	6.10	123.35	120.30
1	dB	10	MET	CG-SD-CE	-6.10	90.44	100.20
1	1n	9	GLN	N-CA-CB	6.10	121.58	110.60
1	eb	184	TRP	CE2-CD2-CG	-6.10	102.42	107.30
1	fH	219	GLN	CG-CD-OE1	6.10	133.80	121.60

Continued on next page...

Continued from previous page...

Mol	Chain	Res	Type	Atoms	Z	Observed(°)	Ideal(°)
1	b	148	THR	CA-CB-CG2	-6.10	103.86	112.40
1	1H	12	HIS	CA-CB-CG	-6.10	103.23	113.60
1	hp	164	TYR	CB-CG-CD2	6.10	124.66	121.00
1	jk	96	MET	C-N-CA	6.10	136.95	121.70
1	jH	83	LEU	CB-CG-CD1	6.10	121.37	111.00
1	2F	36	VAL	CA-CB-CG2	-6.10	101.75	110.90
1	54	161	PHE	O-C-N	-6.10	112.94	122.70
1	6q	117	TRP	CB-CG-CD1	-6.10	119.07	127.00
1	9k	145	TYR	CZ-CE2-CD2	6.10	125.29	119.80
1	9z	221	VAL	CA-CB-CG1	6.10	120.05	110.90
1	9U	142	VAL	CA-CB-CG1	6.10	120.05	110.90
1	bI	54	THR	CA-CB-CG2	-6.10	103.86	112.40
1	eN	100	ARG	NE-CZ-NH1	6.10	123.35	120.30
1	hr	39	MET	CG-SD-CE	-6.10	90.44	100.20
1	1O	161	PHE	CD1-CE1-CZ	6.10	127.42	120.10
1	iC	72	THR	CA-CB-CG2	-6.10	103.86	112.40
1	iC	100	ARG	NE-CZ-NH1	-6.10	117.25	120.30
1	j4	184	TRP	CG-CD2-CE3	6.10	139.39	133.90
1	j6	118	MET	CG-SD-CE	6.10	109.96	100.20
1	j8	40	PHE	CB-CG-CD2	6.10	125.07	120.80
1	ja	174	ALA	N-CA-CB	-6.10	101.56	110.10
1	kH	145	TYR	CG-CD1-CE1	-6.10	116.42	121.30
1	lc	154	ARG	NE-CZ-NH2	-6.10	117.25	120.30
1	le	154	ARG	NE-CZ-NH2	-6.10	117.25	120.30
1	lr	22	ALA	CB-CA-C	-6.10	100.95	110.10
1	lB	229	ARG	NH1-CZ-NH2	-6.10	112.69	119.40
1	3l	110	THR	N-CA-CB	6.10	121.89	110.30
1	4k	40	PHE	CB-CG-CD1	6.10	125.07	120.80
1	67	82	ARG	CD-NE-CZ	6.10	132.14	123.60
1	6u	23	TRP	CD1-CG-CD2	6.10	111.18	106.30
1	7u	82	ARG	CD-NE-CZ	6.10	132.14	123.60
1	7z	165	VAL	CA-CB-CG2	-6.10	101.75	110.90
1	7O	107	THR	CA-CB-CG2	-6.10	103.86	112.40
1	a9	229	ARG	NE-CZ-NH1	-6.10	117.25	120.30
1	aA	130	TYR	CB-CG-CD2	6.10	124.66	121.00
1	aL	32	PHE	CB-CG-CD1	-6.10	116.53	120.80
1	aU	190	LEU	CB-CA-C	-6.10	98.61	110.20
1	bf	168	PHE	CB-CG-CD1	6.10	125.07	120.80
1	c2	40	PHE	CB-CG-CD1	6.10	125.07	120.80
1	dJ	197	ASP	CB-CG-OD2	-6.10	112.81	118.30
1	ed	51	ASP	CB-CG-OD1	6.10	123.79	118.30
1	el	117	TRP	CB-CG-CD1	-6.10	119.07	127.00

Continued on next page...

Continued from previous page...

Mol	Chain	Res	Type	Atoms	Z	Observed(°)	Ideal(°)
1	eJ	145	TYR	CB-CG-CD2	6.10	124.66	121.00
1	f4	173	ARG	NE-CZ-NH2	6.10	123.35	120.30
1	lw	187	GLU	CG-CD-OE1	6.10	130.50	118.30
1	P	100	ARG	NE-CZ-NH2	-6.10	117.25	120.30
1	gF	55	MET	CG-SD-CE	-6.10	90.44	100.20
1	gW	100	ARG	NE-CZ-NH1	-6.10	117.25	120.30
1	hr	14	ALA	CB-CA-C	-6.10	100.95	110.10
1	hx	97	ARG	NE-CZ-NH1	-6.10	117.25	120.30
1	hV	229	ARG	NE-CZ-NH2	-6.10	117.25	120.30
1	i6	132	ARG	NE-CZ-NH2	-6.10	117.25	120.30
1	i9	161	PHE	CB-CG-CD1	6.10	125.07	120.80
1	iG	177	ALA	N-CA-CB	-6.10	101.56	110.10
1	iH	27	VAL	CG1-CB-CG2	-6.10	101.14	110.90
1	iY	164	TYR	CB-CG-CD2	-6.10	117.34	121.00
1	j5	6	LEU	CB-CG-CD2	6.10	121.37	111.00
1	jZ	130	TYR	CB-CG-CD2	-6.10	117.34	121.00
1	kM	173	ARG	NE-CZ-NH2	-6.10	117.25	120.30
1	kN	47	ALA	N-CA-CB	-6.10	101.56	110.10
1	lr	88	ALA	N-CA-CB	6.10	118.64	110.10
1	2m	164	TYR	CB-CG-CD1	-6.10	117.34	121.00
1	2w	18	ARG	O-C-N	-6.10	112.94	122.70
1	3U	18	ARG	NE-CZ-NH2	6.10	123.35	120.30
1	4h	152	ASP	CB-CG-OD1	6.10	123.79	118.30
1	54	23	TRP	CB-CG-CD1	-6.10	119.07	127.00
1	6p	132	ARG	NE-CZ-NH1	6.10	123.35	120.30
1	6C	90	PRO	N-CA-CB	6.10	110.62	103.30
1	6F	168	PHE	CB-CA-C	6.10	122.60	110.40
1	77	145	TYR	CB-CG-CD1	-6.10	117.34	121.00
1	8e	50	GLN	CA-CB-CG	6.10	126.82	113.40
1	8Y	32	PHE	CB-CG-CD1	6.10	125.07	120.80
1	9q	117	TRP	CB-CG-CD1	-6.10	119.08	127.00
1	9D	229	ARG	NE-CZ-NH1	6.10	123.35	120.30
1	10	229	ARG	NE-CZ-NH1	6.10	123.35	120.30
1	14	132	ARG	NE-CZ-NH1	6.10	123.35	120.30
1	bH	204	ALA	CB-CA-C	6.10	119.25	110.10
1	d2	126	VAL	CA-CB-CG2	6.10	120.05	110.90
1	e8	166	ASP	CB-CG-OD1	-6.10	112.81	118.30
1	fB	128	GLU	OE1-CD-OE2	-6.10	115.98	123.30
1	hb	144	MET	CG-SD-CE	-6.10	90.45	100.20
1	1W	154	ARG	NE-CZ-NH1	-6.10	117.25	120.30
1	3B	32	PHE	CB-CG-CD2	6.10	125.07	120.80
1	3W	39	MET	CG-SD-CE	-6.10	90.45	100.20

Continued on next page...

Continued from previous page...

Mol	Chain	Res	Type	Atoms	Z	Observed(°)	Ideal(°)
1	4j	3	VAL	CG1-CB-CG2	-6.10	101.15	110.90
1	7O	145	TYR	CG-CD2-CE2	-6.10	116.42	121.30
1	8t	169	TYR	CD1-CE1-CZ	6.10	125.29	119.80
1	1f	145	TYR	CB-CG-CD1	6.10	124.66	121.00
1	1g	225	GLY	C-N-CA	6.10	136.94	121.70
1	dh	128	GLU	OE1-CD-OE2	-6.10	115.98	123.30
1	fR	103	ASP	CB-CG-OD2	-6.10	112.81	118.30
1	i3	39	MET	CG-SD-CE	-6.09	90.45	100.20
1	in	32	PHE	CZ-CE2-CD2	-6.09	112.78	120.10
1	jI	123	PRO	N-CA-CB	6.09	110.61	103.30
1	kI	118	MET	CG-SD-CE	-6.09	90.45	100.20
1	kN	209	ALA	N-CA-CB	6.09	118.63	110.10
1	lo	142	VAL	CG1-CB-CG2	-6.09	101.15	110.90
1	2S	21	ASN	O-C-N	-6.09	112.95	122.70
1	3P	88	ALA	CB-CA-C	-6.09	100.96	110.10
1	5E	164	TYR	CD1-CE1-CZ	6.09	125.29	119.80
1	5J	164	TYR	CZ-CE2-CD2	6.09	125.28	119.80
1	6e	23	TRP	CB-CG-CD1	-6.09	119.08	127.00
1	6C	56	LEU	O-C-N	-6.09	112.95	122.70
1	6G	100	ARG	NE-CZ-NH2	-6.09	117.25	120.30
1	8E	166	ASP	CB-CG-OD2	-6.09	112.82	118.30
1	9W	108	THR	CA-CB-CG2	-6.09	103.87	112.40
1	aM	169	TYR	O-C-N	-6.09	112.95	122.70
1	bg	229	ARG	NE-CZ-NH1	6.09	123.35	120.30
1	bx	20	LEU	CB-CG-CD1	6.09	121.36	111.00
1	bJ	229	ARG	NE-CZ-NH2	-6.09	117.25	120.30
1	bU	42	ALA	N-CA-CB	-6.09	101.57	110.10
1	1e	162	ARG	NE-CZ-NH2	-6.09	117.25	120.30
1	d6	169	TYR	CB-CG-CD2	-6.09	117.34	121.00
1	eT	82	ARG	NE-CZ-NH2	6.09	123.35	120.30
1	fa	152	ASP	CB-CG-OD2	6.09	123.78	118.30
1	fj	117	TRP	CB-CG-CD1	-6.09	119.08	127.00
1	jr	20	LEU	CB-CG-CD1	-6.09	100.64	111.00
1	lm	205	LEU	C-N-CA	6.09	135.09	122.30
1	4s	96	MET	CG-SD-CE	-6.09	90.45	100.20
1	5J	154	ARG	NH1-CZ-NH2	-6.09	112.70	119.40
1	90	167	ARG	NE-CZ-NH2	-6.09	117.25	120.30
1	9L	81	ASP	CB-CG-OD2	6.09	123.78	118.30
1	17	154	ARG	N-CA-CB	6.09	121.57	110.60
1	dq	230	VAL	CA-CB-CG1	6.09	120.04	110.90
1	fz	97	ARG	NE-CZ-NH2	-6.09	117.25	120.30
1	b	97	ARG	NE-CZ-NH2	-6.09	117.25	120.30

Continued on next page...

Continued from previous page...

Mol	Chain	Res	Type	Atoms	Z	Observed(°)	Ideal(°)
1	gz	215	MET	CG-SD-CE	-6.09	90.45	100.20
1	gT	143	ARG	CG-CD-NE	-6.09	99.01	111.80
1	gU	215	MET	CG-SD-CE	-6.09	90.45	100.20
1	1G	81	ASP	CB-CG-OD2	6.09	123.78	118.30
1	ht	166	ASP	N-CA-CB	-6.09	99.64	110.60
1	hG	18	ARG	NH1-CZ-NH2	6.09	126.10	119.40
1	iy	47	ALA	N-CA-CB	-6.09	101.57	110.10
1	jt	45	GLU	OE1-CD-OE2	-6.09	115.99	123.30
1	k4	164	TYR	CD1-CE1-CZ	6.09	125.28	119.80
1	kP	103	ASP	CB-CG-OD2	-6.09	112.82	118.30
1	2x	51	ASP	CB-CG-OD2	6.09	123.78	118.30
1	2F	128	GLU	O-C-N	-6.09	112.95	122.70
1	2Q	133	TRP	CB-CG-CD2	-6.09	118.68	126.60
1	4Q	168	PHE	CG-CD2-CE2	-6.09	114.10	120.80
1	5T	165	VAL	CA-CB-CG2	-6.09	101.76	110.90
1	6o	145	TYR	CB-CA-C	-6.09	98.22	110.40
1	6p	166	ASP	CB-CG-OD2	-6.09	112.82	118.30
1	6K	39	MET	CA-CB-CG	-6.09	102.95	113.30
1	7h	86	VAL	CA-CB-CG1	6.09	120.04	110.90
1	7w	163	ASP	CB-CG-OD2	6.09	123.78	118.30
1	8T	214	MET	CA-CB-CG	6.09	123.66	113.30
1	90	24	VAL	CA-CB-CG1	6.09	120.04	110.90
1	95	169	TYR	CB-CG-CD1	-6.09	117.34	121.00
1	aL	130	TYR	CB-CG-CD1	6.09	124.66	121.00
1	14	83	LEU	CB-CG-CD2	6.09	121.36	111.00
1	cA	145	TYR	CG-CD2-CE2	6.09	126.17	121.30
1	cI	167	ARG	NE-CZ-NH2	6.09	123.35	120.30
1	dK	145	TYR	CB-CG-CD2	6.09	124.66	121.00
1	dT	139	ASN	N-CA-CB	-6.09	99.63	110.60
1	el	169	TYR	CB-CG-CD2	-6.09	117.34	121.00
1	et	166	ASP	CB-CG-OD1	-6.09	112.82	118.30
1	a	132	ARG	CG-CD-NE	-6.09	99.01	111.80
1	n	69	LEU	CB-CG-CD2	6.09	121.35	111.00
1	gX	66	MET	CB-CA-C	6.09	122.58	110.40
1	hX	162	ARG	NH1-CZ-NH2	-6.09	112.70	119.40
1	i8	185	MET	CG-SD-CE	-6.09	90.45	100.20
1	jh	162	ARG	NE-CZ-NH2	-6.09	117.25	120.30
1	jK	108	THR	CA-CB-CG2	-6.09	103.87	112.40
1	kv	100	ARG	CD-NE-CZ	6.09	132.13	123.60
1	2i	69	LEU	CB-CG-CD2	6.09	121.35	111.00
1	2X	151	LEU	O-C-N	-6.09	112.96	122.70
1	30	229	ARG	NE-CZ-NH1	6.09	123.34	120.30

Continued on next page...

Continued from previous page...

Mol	Chain	Res	Type	Atoms	Z	Observed(°)	Ideal(°)
1	4x	143	ARG	NH1-CZ-NH2	-6.09	112.70	119.40
1	4B	174	ALA	N-CA-CB	6.09	118.63	110.10
1	54	10	MET	CG-SD-CE	-6.09	90.46	100.20
1	5Q	167	ARG	NH1-CZ-NH2	6.09	126.10	119.40
1	5R	81	ASP	CB-CG-OD2	-6.09	112.82	118.30
1	6c	164	TYR	CB-CG-CD1	-6.09	117.35	121.00
1	6q	164	TYR	CA-CB-CG	6.09	124.97	113.40
1	6R	143	ARG	NE-CZ-NH2	-6.09	117.25	120.30
1	7e	154	ARG	NE-CZ-NH1	6.09	123.34	120.30
1	7k	111	LEU	CB-CG-CD1	6.09	121.35	111.00
1	7X	184	TRP	CZ3-CH2-CZ2	-6.09	114.29	121.60
1	92	103	ASP	CB-CG-OD2	6.09	123.78	118.30
1	9h	83	LEU	CB-CG-CD2	6.09	121.35	111.00
1	9t	103	ASP	CB-CG-OD2	6.09	123.78	118.30
1	9O	215	MET	CG-SD-CE	-6.09	90.46	100.20
1	ac	82	ARG	NH1-CZ-NH2	-6.09	112.70	119.40
1	ag	65	ALA	CB-CA-C	6.09	119.23	110.10
1	au	33	SER	CB-CA-C	-6.09	98.53	110.10
1	aw	229	ARG	NE-CZ-NH1	-6.09	117.25	120.30
1	bo	174	ALA	N-CA-CB	6.09	118.63	110.10
1	bF	85	PRO	N-CA-CB	6.09	110.61	103.30
1	bV	188	THR	CA-CB-CG2	-6.09	103.87	112.40
1	eA	142	VAL	CA-CB-CG1	6.09	120.03	110.90
1	eU	100	ARG	NE-CZ-NH1	6.09	123.34	120.30
1	fg	100	ARG	NE-CZ-NH2	6.09	123.34	120.30
1	fX	173	ARG	NE-CZ-NH1	6.09	123.34	120.30
1	e	173	ARG	CG-CD-NE	-6.09	99.01	111.80
1	v	184	TRP	CB-CG-CD1	-6.09	119.08	127.00
1	A	68	MET	CG-SD-CE	6.09	109.94	100.20
1	S	51	ASP	CB-CG-OD1	6.09	123.78	118.30
1	iT	202	LEU	N-CA-CB	6.09	122.58	110.40
1	ls	132	ARG	NH1-CZ-NH2	-6.09	112.70	119.40
1	2R	145	TYR	CB-CG-CD1	6.09	124.65	121.00
1	9H	10	MET	CB-CA-C	-6.09	98.22	110.40
1	Z	120	HIS	O-C-N	-6.09	112.96	122.70
1	1f	66	MET	CG-SD-CE	-6.09	90.46	100.20
1	1f	132	ARG	NE-CZ-NH2	-6.09	117.26	120.30
1	dc	152	ASP	CB-CG-OD2	-6.09	112.82	118.30
1	dG	162	ARG	NE-CZ-NH2	-6.09	117.26	120.30
1	1x	215	MET	CG-SD-CE	-6.09	90.46	100.20
1	n	153	ILE	O-C-N	-6.09	112.96	122.70
1	T	208	ALA	O-C-N	-6.09	112.96	122.70

Continued on next page...

Continued from previous page...

Mol	Chain	Res	Type	Atoms	Z	Observed(°)	Ideal(°)
1	gP	88	ALA	N-CA-CB	-6.09	101.58	110.10
1	h6	96	MET	CG-SD-CE	-6.09	90.46	100.20
1	i2	154	ARG	NE-CZ-NH1	-6.09	117.26	120.30
1	1N	162	ARG	CG-CD-NE	-6.09	99.02	111.80
1	in	69	LEU	CB-CG-CD1	-6.09	100.65	111.00
1	jG	164	TYR	CG-CD1-CE1	-6.09	116.43	121.30
1	lp	148	THR	CA-CB-CG2	6.09	120.92	112.40
1	3N	164	TYR	CG-CD1-CE1	-6.09	116.43	121.30
1	4k	154	ARG	NH1-CZ-NH2	-6.09	112.70	119.40
1	4I	143	ARG	CD-NE-CZ	6.09	132.12	123.60
1	5m	110	THR	CA-CB-CG2	-6.09	103.88	112.40
1	65	5	ASN	CA-CB-CG	6.09	126.79	113.40
1	6e	14	ALA	N-CA-CB	-6.09	101.58	110.10
1	6N	229	ARG	NE-CZ-NH1	6.09	123.34	120.30
1	7q	169	TYR	CG-CD2-CE2	-6.09	116.43	121.30
1	7v	200	THR	CA-CB-CG2	-6.09	103.88	112.40
1	88	32	PHE	CB-CG-CD2	6.09	125.06	120.80
1	8e	24	VAL	CG1-CB-CG2	-6.09	101.16	110.90
1	8X	215	MET	CG-SD-CE	-6.09	90.46	100.20
1	9Q	164	TYR	CZ-CE2-CD2	-6.09	114.32	119.80
1	aa	145	TYR	CG-CD2-CE2	6.09	126.17	121.30
1	ah	167	ARG	NH1-CZ-NH2	-6.09	112.70	119.40
1	aU	217	ALA	N-CA-CB	6.09	118.62	110.10
1	bh	161	PHE	CB-CG-CD2	6.09	125.06	120.80
1	bi	76	GLU	OE1-CD-OE2	-6.09	116.00	123.30
1	bW	48	THR	CA-CB-CG2	-6.09	103.88	112.40
1	bZ	145	TYR	CZ-CE2-CD2	6.09	125.28	119.80
1	cf	143	ARG	NE-CZ-NH1	6.09	123.34	120.30
1	1f	82	ARG	NE-CZ-NH1	6.09	123.34	120.30
1	fM	40	PHE	CB-CG-CD2	6.09	125.06	120.80
1	gY	229	ARG	NE-CZ-NH1	6.08	123.34	120.30
1	hn	79	GLU	OE1-CD-OE2	6.08	130.60	123.30
1	jt	118	MET	CA-CB-CG	-6.08	102.95	113.30
1	k2	167	ARG	NE-CZ-NH2	-6.08	117.26	120.30
1	52	4	GLN	N-CA-CB	6.08	121.55	110.60
1	57	180	GLU	O-C-N	-6.08	112.97	122.70
1	67	184	TRP	CH2-CZ2-CE2	6.08	123.48	117.40
1	bb	154	ARG	NE-CZ-NH2	-6.08	117.26	120.30
1	cA	110	THR	O-C-N	-6.08	112.96	122.70
1	cG	16	SER	O-C-N	-6.08	109.54	121.10
1	cJ	82	ARG	NH1-CZ-NH2	-6.08	112.71	119.40
1	e1	30	LYS	N-CA-CB	6.08	121.55	110.60

Continued on next page...

Continued from previous page...

Mol	Chain	Res	Type	Atoms	Z	Observed(°)	Ideal(°)
1	eO	212	GLU	OE1-CD-OE2	-6.08	116.00	123.30
1	1D	92	GLU	OE1-CD-OE2	-6.08	116.00	123.30
1	gA	200	THR	O-C-N	-6.08	112.97	122.70
1	im	162	ARG	NE-CZ-NH1	-6.08	117.26	120.30
1	1Q	164	TYR	CD1-CE1-CZ	6.08	125.28	119.80
1	JA	183	ASN	CB-CG-OD1	-6.08	109.43	121.60
1	k7	190	LEU	N-CA-CB	-6.08	98.23	110.40
1	kG	169	TYR	CB-CG-CD2	-6.08	117.35	121.00
1	2D	145	TYR	CB-CG-CD1	-6.08	117.35	121.00
1	3w	184	TRP	CG-CD2-CE3	-6.08	128.43	133.90
1	5g	39	MET	CG-SD-CE	-6.08	90.47	100.20
1	5w	18	ARG	NE-CZ-NH2	6.08	123.34	120.30
1	5I	66	MET	CG-SD-CE	-6.08	90.47	100.20
1	5R	161	PHE	O-C-N	-6.08	112.97	122.70
1	6z	167	ARG	NE-CZ-NH1	6.08	123.34	120.30
1	6L	105	ALA	O-C-N	-6.08	112.86	123.20
1	7u	210	THR	O-C-N	-6.08	112.97	122.70
1	7L	92	GLU	OE1-CD-OE2	-6.08	116.00	123.30
1	8l	191	VAL	CG1-CB-CG2	-6.08	101.17	110.90
1	9v	107	THR	N-CA-CB	6.08	121.86	110.30
1	9D	51	ASP	N-CA-CB	6.08	121.55	110.60
1	aG	40	PHE	CB-CG-CD2	-6.08	116.54	120.80
1	cL	55	MET	CG-SD-CE	-6.08	90.47	100.20
1	cL	184	TRP	CB-CG-CD1	-6.08	119.09	127.00
1	dk	97	ARG	NE-CZ-NH2	-6.08	117.26	120.30
1	dm	66	MET	CG-SD-CE	-6.08	90.47	100.20
1	do	169	TYR	CG-CD2-CE2	-6.08	116.43	121.30
1	1u	130	TYR	CG-CD1-CE1	-6.08	116.43	121.30
1	r	88	ALA	N-CA-CB	6.08	118.62	110.10
1	gS	145	TYR	CB-CG-CD2	-6.08	117.35	121.00
1	hs	100	ARG	NE-CZ-NH1	6.08	123.34	120.30
1	in	231	LEU	CB-CG-CD2	6.08	121.34	111.00
1	iM	103	ASP	CB-CG-OD1	-6.08	112.83	118.30
1	ja	32	PHE	CB-CG-CD1	6.08	125.06	120.80
1	1W	3	VAL	C-N-CA	6.08	136.90	121.70
1	1X	23	TRP	CB-CG-CD2	6.08	134.50	126.60
1	kb	143	ARG	NH1-CZ-NH2	6.08	126.09	119.40
1	lF	81	ASP	O-C-N	-6.08	112.97	122.70
1	2A	97	ARG	CD-NE-CZ	6.08	132.11	123.60
1	38	72	THR	N-CA-CB	6.08	121.85	110.30
1	43	118	MET	CG-SD-CE	-6.08	90.47	100.20
1	57	81	ASP	N-CA-CB	-6.08	99.66	110.60

Continued on next page...

Continued from previous page...

Mol	Chain	Res	Type	Atoms	Z	Observed(°)	Ideal(°)
1	8s	97	ARG	NE-CZ-NH1	-6.08	117.26	120.30
1	8x	228	ALA	N-CA-CB	-6.08	101.58	110.10
1	8L	18	ARG	NE-CZ-NH2	-6.08	117.26	120.30
1	8M	216	THR	CA-CB-CG2	-6.08	103.89	112.40
1	9v	133	TRP	CH2-CZ2-CE2	6.08	123.48	117.40
1	9w	145	TYR	CZ-CE2-CD2	-6.08	114.33	119.80
1	9T	143	ARG	NE-CZ-NH1	6.08	123.34	120.30
1	az	164	TYR	CG-CD2-CE2	6.08	126.17	121.30
1	bF	23	TRP	CE3-CZ3-CH2	-6.08	114.51	121.20
1	bH	40	PHE	CB-CG-CD1	6.08	125.06	120.80
1	bU	48	THR	CA-CB-CG2	-6.08	103.89	112.40
1	cl	161	PHE	CB-CG-CD1	-6.08	116.54	120.80
1	lj	164	TYR	CG-CD2-CE2	-6.08	116.44	121.30
1	dn	82	ARG	NH1-CZ-NH2	-6.08	112.71	119.40
1	dR	160	PRO	N-CA-CB	-6.08	95.91	102.60
1	l	84	HIS	CA-CB-CG	-6.08	103.26	113.60
1	B	107	THR	CA-CB-CG2	-6.08	103.89	112.40
1	S	167	ARG	NE-CZ-NH1	6.08	123.34	120.30
1	gB	229	ARG	NE-CZ-NH1	-6.08	117.26	120.30
1	h3	36	VAL	CA-CB-CG2	-6.08	101.78	110.90
1	hc	55	MET	CG-SD-CE	-6.08	90.47	100.20
1	1J	18	ARG	NE-CZ-NH2	-6.08	117.26	120.30
1	hQ	164	TYR	CB-CG-CD1	-6.08	117.35	121.00
1	kI	39	MET	CG-SD-CE	-6.08	90.47	100.20
1	l6	108	THR	CA-CB-CG2	-6.08	103.89	112.40
1	lP	173	ARG	NH1-CZ-NH2	-6.08	112.71	119.40
1	2f	217	ALA	N-CA-CB	6.08	118.61	110.10
1	2H	93	PRO	N-CA-CB	-6.08	95.91	102.60
1	3R	76	GLU	OE1-CD-OE2	-6.08	116.00	123.30
1	6S	190	LEU	CB-CG-CD1	-6.08	100.66	111.00
1	7z	179	GLN	N-CA-CB	-6.08	99.66	110.60
1	aL	56	LEU	CB-CG-CD2	6.08	121.33	111.00
1	aO	130	TYR	CG-CD2-CE2	6.08	126.16	121.30
1	1a	142	VAL	CA-CB-CG2	-6.08	101.78	110.90
1	1e	145	TYR	CB-CG-CD2	6.08	124.65	121.00
1	dB	169	TYR	CG-CD2-CE2	6.08	126.16	121.30
1	dV	75	GLU	O-C-N	-6.08	112.97	122.70
1	lo	36	VAL	CA-CB-CG2	6.08	120.02	110.90
1	ft	132	ARG	NE-CZ-NH1	6.08	123.34	120.30
1	h	143	ARG	NE-CZ-NH1	6.08	123.34	120.30
1	Q	100	ARG	CG-CD-NE	-6.08	99.03	111.80
1	V	167	ARG	NE-CZ-NH2	-6.08	117.26	120.30

Continued on next page...

Continued from previous page...

Mol	Chain	Res	Type	Atoms	Z	Observed(°)	Ideal(°)
1	gr	51	ASP	O-C-N	-6.08	112.97	122.70
1	gM	40	PHE	CG-CD2-CE2	-6.08	114.11	120.80
1	hR	164	TYR	CG-CD1-CE1	-6.08	116.44	121.30
1	ix	133	TRP	CB-CG-CD2	-6.08	118.70	126.60
1	iD	82	ARG	NE-CZ-NH2	-6.08	117.26	120.30
1	iQ	216	THR	CA-CB-CG2	-6.08	103.89	112.40
1	jY	181	VAL	CA-CB-CG2	-6.08	101.78	110.90
1	li	49	PRO	N-CA-CB	6.08	110.59	103.30
1	2J	72	THR	CA-CB-CG2	-6.08	103.89	112.40
1	45	32	PHE	CB-CG-CD1	6.08	125.06	120.80
1	4R	126	VAL	CG1-CB-CG2	6.08	120.63	110.90
1	6T	209	ALA	O-C-N	-6.08	112.97	122.70
1	7x	202	LEU	O-C-N	-6.08	112.97	122.70
1	7z	133	TRP	CD1-CG-CD2	-6.08	101.44	106.30
1	8K	173	ARG	CD-NE-CZ	6.08	132.11	123.60
1	8T	27	VAL	CG1-CB-CG2	-6.08	101.17	110.90
1	9d	55	MET	CG-SD-CE	-6.08	90.47	100.20
1	9l	100	ARG	NE-CZ-NH2	6.08	123.34	120.30
1	cz	130	TYR	CB-CG-CD2	-6.08	117.35	121.00
1	d8	102	SER	O-C-N	-6.08	112.97	122.70
1	dM	100	ARG	NE-CZ-NH2	-6.08	117.26	120.30
1	eh	160	PRO	N-CA-CB	6.08	110.59	103.30
1	eh	209	ALA	CB-CA-C	6.08	119.22	110.10
1	fA	23	TRP	CB-CG-CD2	6.08	134.50	126.60
1	ly	224	PRO	C-N-CA	6.08	135.06	122.30
1	fO	118	MET	CG-SD-CE	-6.08	90.48	100.20
1	s	103	ASP	CB-CG-OD2	6.08	123.77	118.30
1	gG	65	ALA	O-C-N	-6.08	112.98	122.70
1	hu	215	MET	CA-CB-CG	6.08	123.63	113.30
1	id	229	ARG	NE-CZ-NH1	6.08	123.34	120.30
1	kg	144	MET	O-C-N	-6.08	112.98	122.70
1	kC	18	ARG	NH1-CZ-NH2	-6.08	112.72	119.40
1	l3	110	THR	CA-CB-CG2	-6.08	103.89	112.40
1	4B	161	PHE	CG-CD2-CE2	-6.08	114.12	120.80
1	6v	126	VAL	C-N-CA	6.08	135.06	122.30
1	6P	32	PHE	CB-CG-CD2	-6.08	116.55	120.80
1	7C	100	ARG	NE-CZ-NH1	6.08	123.34	120.30
1	7M	58	THR	CA-CB-CG2	-6.08	103.89	112.40
1	7S	167	ARG	NE-CZ-NH2	-6.08	117.26	120.30
1	8L	117	TRP	CB-CG-CD2	-6.08	118.70	126.60
1	8S	130	TYR	CB-CG-CD1	6.08	124.65	121.00
1	9q	218	CYS	CA-CB-SG	-6.08	103.06	114.00

Continued on next page...

Continued from previous page...

Mol	Chain	Res	Type	Atoms	Z	Observed(°)	Ideal(°)
1	aW	32	PHE	CG-CD2-CE2	6.08	127.48	120.80
1	c8	164	TYR	CB-CG-CD1	-6.08	117.35	121.00
1	li	130	TYR	CB-CG-CD2	-6.08	117.35	121.00
1	du	24	VAL	CA-CB-CG2	-6.08	101.78	110.90
1	dx	51	ASP	CB-CG-OD2	-6.08	112.83	118.30
1	eg	97	ARG	NE-CZ-NH2	-6.08	117.26	120.30
1	eM	103	ASP	CB-CG-OD2	-6.08	112.83	118.30
1	fu	21	ASN	O-C-N	-6.08	112.98	122.70
1	h	82	ARG	NE-CZ-NH1	6.08	123.34	120.30
1	1D	23	TRP	CG-CD2-CE3	6.08	139.37	133.90
1	gy	29	GLU	O-C-N	-6.08	112.98	122.70
1	hc	173	ARG	NH1-CZ-NH2	-6.08	112.72	119.40
1	he	11	VAL	O-C-N	-6.08	112.98	122.70
1	hp	144	MET	CG-SD-CE	-6.08	90.48	100.20
1	1S	44	SER	N-CA-CB	6.08	119.61	110.50
1	jv	61	GLY	O-C-N	-6.08	112.98	122.70
1	jW	163	ASP	CB-CG-OD1	-6.08	112.83	118.30
1	ki	82	ARG	NE-CZ-NH2	-6.08	117.26	120.30
1	ku	166	ASP	CB-CG-OD2	6.08	123.77	118.30
1	2G	121	ASN	N-CA-CB	-6.08	99.66	110.60
1	2J	23	TRP	CA-CB-CG	6.08	125.24	113.70
1	2J	165	VAL	CG1-CB-CG2	-6.08	101.18	110.90
1	31	132	ARG	NE-CZ-NH1	6.08	123.34	120.30
1	3B	40	PHE	CB-CG-CD2	6.08	125.05	120.80
1	45	59	VAL	CG1-CB-CG2	-6.08	101.18	110.90
1	4n	143	ARG	NE-CZ-NH1	6.08	123.34	120.30
1	55	26	VAL	O-C-N	-6.08	112.98	122.70
1	5P	154	ARG	NE-CZ-NH1	6.08	123.34	120.30
1	6r	173	ARG	NE-CZ-NH1	6.08	123.34	120.30
1	7z	88	ALA	C-N-CA	6.08	135.06	122.30
1	9P	143	ARG	NE-CZ-NH1	6.08	123.34	120.30
1	as	182	LYS	CB-CA-C	6.08	122.55	110.40
1	bh	178	SER	O-C-N	-6.08	112.98	122.70
1	bX	164	TYR	CB-CG-CD2	-6.08	117.35	121.00
1	co	173	ARG	NE-CZ-NH1	6.08	123.34	120.30
1	d7	32	PHE	CB-CG-CD1	6.08	125.05	120.80
1	fp	45	GLU	OE1-CD-OE2	-6.08	116.01	123.30
1	fv	72	THR	CA-CB-CG2	-6.08	103.89	112.40
1	gg	154	ARG	NE-CZ-NH1	6.07	123.34	120.30
1	gD	96	MET	O-C-N	-6.07	112.98	122.70
1	gO	229	ARG	NE-CZ-NH1	6.07	123.34	120.30
1	i9	14	ALA	N-CA-CB	-6.07	101.60	110.10

Continued on next page...

Continued from previous page...

Mol	Chain	Res	Type	Atoms	Z	Observed(°)	Ideal(°)
1	if	182	LYS	CD-CE-NZ	-6.07	97.73	111.70
1	ji	161	PHE	CB-CA-C	6.07	122.55	110.40
1	jk	197	ASP	CB-CG-OD1	6.07	123.77	118.30
1	jt	164	TYR	CB-CG-CD1	6.07	124.64	121.00
1	ju	91	ILE	O-C-N	-6.07	112.98	122.70
1	jw	18	ARG	NE-CZ-NH2	-6.07	117.26	120.30
1	kh	51	ASP	CB-CG-OD2	-6.07	112.83	118.30
1	l6	80	TRP	CE2-CD2-CG	6.07	112.16	107.30
1	lI	162	ARG	NE-CZ-NH2	-6.07	117.26	120.30
1	lK	32	PHE	CG-CD2-CE2	-6.07	114.12	120.80
1	6n	163	ASP	CB-CG-OD2	6.07	123.77	118.30
1	6D	27	VAL	CG1-CB-CG2	-6.07	101.18	110.90
1	7v	132	ARG	NE-CZ-NH1	6.07	123.34	120.30
1	9g	82	ARG	NE-CZ-NH2	-6.07	117.26	120.30
1	9p	130	TYR	CB-CG-CD1	-6.07	117.36	121.00
1	ao	229	ARG	NE-CZ-NH1	6.07	123.34	120.30
1	az	139	ASN	O-C-N	-6.07	112.98	122.70
1	ca	35	GLU	OE1-CD-OE2	-6.07	116.01	123.30
1	cL	161	PHE	CB-CG-CD1	6.07	125.05	120.80
1	cP	133	TRP	CD1-CG-CD2	-6.07	101.44	106.30
1	di	40	PHE	CB-CG-CD2	-6.07	116.55	120.80
1	eo	218	CYS	N-CA-CB	-6.07	99.67	110.60
1	fL	84	HIS	CA-C-N	6.07	134.11	117.10
1	l	145	TYR	CZ-CE2-CD2	6.07	125.27	119.80
1	iy	173	ARG	CD-NE-CZ	6.07	132.10	123.60
1	iR	185	MET	CG-SD-CE	6.07	109.92	100.20
1	jA	154	ARG	NE-CZ-NH1	6.07	123.34	120.30
1	jQ	197	ASP	CB-CG-OD2	-6.07	112.83	118.30
1	ld	4	GLN	N-CA-CB	6.07	121.53	110.60
1	ll	82	ARG	NE-CZ-NH2	-6.07	117.26	120.30
1	32	168	PHE	CB-CG-CD2	-6.07	116.55	120.80
1	3G	164	TYR	CG-CD2-CE2	-6.07	116.44	121.30
1	3Y	169	TYR	N-CA-CB	6.07	121.53	110.60
1	42	211	LEU	CB-CG-CD1	-6.07	100.68	111.00
1	6t	179	GLN	N-CA-CB	6.07	121.53	110.60
1	6S	154	ARG	NH1-CZ-NH2	-6.07	112.72	119.40
1	9F	23	TRP	CB-CG-CD1	-6.07	119.11	127.00
1	au	165	VAL	CA-CB-CG1	6.07	120.01	110.90
1	14	229	ARG	NH1-CZ-NH2	-6.07	112.72	119.40
1	bd	47	ALA	O-C-N	-6.07	112.98	122.70
1	cz	132	ARG	NH1-CZ-NH2	-6.07	112.72	119.40
1	cL	37	ILE	CA-C-N	6.07	134.10	117.10

Continued on next page...

Continued from previous page...

Mol	Chain	Res	Type	Atoms	Z	Observed(°)	Ideal(°)
1	1m	152	ASP	CB-CG-OD1	6.07	123.77	118.30
1	fB	40	PHE	CG-CD2-CE2	-6.07	114.12	120.80
1	gM	154	ARG	NE-CZ-NH2	-6.07	117.27	120.30
1	i1	23	TRP	CB-CG-CD1	-6.07	119.11	127.00
1	iz	197	ASP	CB-CG-OD1	-6.07	112.84	118.30
1	jq	76	GLU	OE1-CD-OE2	-6.07	116.02	123.30
1	jR	75	GLU	OE1-CD-OE2	-6.07	116.02	123.30
1	kd	132	ARG	NE-CZ-NH1	6.07	123.34	120.30
1	kC	229	ARG	N-CA-CB	6.07	121.53	110.60
1	ln	169	TYR	CG-CD1-CE1	-6.07	116.44	121.30
1	ls	100	ARG	NE-CZ-NH2	6.07	123.34	120.30
1	3v	23	TRP	CB-CG-CD2	6.07	134.49	126.60
1	3H	169	TYR	CG-CD2-CE2	6.07	126.16	121.30
1	5Q	216	THR	CA-CB-CG2	-6.07	103.90	112.40
1	6c	72	THR	CA-CB-CG2	-6.07	103.90	112.40
1	7E	168	PHE	CB-CG-CD1	6.07	125.05	120.80
1	8a	118	MET	O-C-N	-6.07	112.99	122.70
1	8A	97	ARG	NH1-CZ-NH2	-6.07	112.72	119.40
1	9n	32	PHE	CA-CB-CG	-6.07	99.33	113.90
1	ai	169	TYR	CB-CG-CD2	6.07	124.64	121.00
1	aD	181	VAL	CA-CB-CG2	-6.07	101.80	110.90
1	aG	14	ALA	N-CA-CB	-6.07	101.60	110.10
1	aQ	82	ARG	CG-CD-NE	-6.07	99.05	111.80
1	c1	18	ARG	CG-CD-NE	-6.07	99.05	111.80
1	cN	229	ARG	NH1-CZ-NH2	-6.07	112.72	119.40
1	1k	96	MET	CB-CA-C	-6.07	98.26	110.40
1	1l	214	MET	CG-SD-CE	6.07	109.91	100.20
1	e6	180	GLU	OE1-CD-OE2	-6.07	116.02	123.30
1	eu	13	GLN	CB-CG-CD	6.07	127.38	111.60
1	fl	133	TRP	CE2-CD2-CG	6.07	112.16	107.30
1	hv	80	TRP	CD1-CG-CD2	-6.07	101.44	106.30
1	jK	143	ARG	NE-CZ-NH1	6.07	123.33	120.30
1	kw	132	ARG	NH1-CZ-NH2	-6.07	112.72	119.40
1	3p	144	MET	CG-SD-CE	-6.07	90.49	100.20
1	5I	24	VAL	CA-CB-CG2	-6.07	101.80	110.90
1	6U	96	MET	CA-CB-CG	-6.07	102.98	113.30
1	7v	110	THR	CA-CB-CG2	-6.07	103.90	112.40
1	ac	6	LEU	CB-CA-C	-6.07	98.67	110.20
1	ez	142	VAL	CG1-CB-CG2	6.07	120.61	110.90
1	fF	191	VAL	CG1-CB-CG2	-6.07	101.19	110.90
1	ga	108	THR	CA-CB-OG1	6.07	121.74	109.00
1	gh	145	TYR	CG-CD1-CE1	-6.07	116.45	121.30

Continued on next page...

Continued from previous page...

Mol	Chain	Res	Type	Atoms	Z	Observed(°)	Ideal(°)
1	gM	26	VAL	CG1-CB-CG2	-6.07	101.19	110.90
1	if	22	ALA	CB-CA-C	6.07	119.20	110.10
1	it	184	TRP	CB-CG-CD2	6.07	134.49	126.60
1	iB	146	SER	N-CA-C	6.07	127.38	111.00
1	iE	27	VAL	CA-CB-CG2	-6.07	101.80	110.90
1	iX	82	ARG	CB-CA-C	-6.07	98.26	110.40
1	j0	34	PRO	N-CA-CB	-6.07	95.92	102.60
1	1U	58	THR	N-CA-CB	6.07	121.83	110.30
1	kb	169	TYR	CZ-CE2-CD2	-6.07	114.34	119.80
1	kQ	100	ARG	CD-NE-CZ	6.07	132.09	123.60
1	kZ	132	ARG	CA-CB-CG	6.07	126.75	113.40
1	le	18	ARG	CG-CD-NE	-6.07	99.06	111.80
1	ly	130	TYR	CB-CG-CD2	-6.07	117.36	121.00
1	lE	143	ARG	NH1-CZ-NH2	-6.07	112.72	119.40
1	4w	214	MET	CG-SD-CE	-6.07	90.49	100.20
1	4U	145	TYR	CB-CG-CD1	-6.07	117.36	121.00
1	6U	130	TYR	CG-CD1-CE1	-6.07	116.45	121.30
1	7k	167	ARG	NE-CZ-NH2	6.07	123.33	120.30
1	8l	96	MET	CG-SD-CE	-6.07	90.49	100.20
1	9l	221	VAL	CG1-CB-CG2	-6.07	101.19	110.90
1	a9	160	PRO	N-CA-CB	-6.07	95.92	102.60
1	ai	168	PHE	CB-CG-CD2	6.07	125.05	120.80
1	b1	19	THR	CA-CB-CG2	-6.07	103.91	112.40
1	ct	23	TRP	CG-CD1-NE1	6.07	116.17	110.10
1	dD	10	MET	CG-SD-CE	-6.07	90.49	100.20
1	dQ	82	ARG	CG-CD-NE	-6.07	99.06	111.80
1	dZ	32	PHE	CB-CG-CD1	-6.07	116.55	120.80
1	dZ	97	ARG	CG-CD-NE	-6.07	99.06	111.80
1	e3	117	TRP	CD1-CG-CD2	6.07	111.15	106.30
1	f3	57	ASN	O-C-N	-6.07	112.99	122.70
1	fm	216	THR	CA-CB-CG2	-6.07	103.91	112.40
1	fQ	143	ARG	NE-CZ-NH1	6.07	123.33	120.30
1	l	103	ASP	CB-CG-OD1	6.07	123.76	118.30
1	hg	130	TYR	CB-CG-CD1	6.07	124.64	121.00
1	ir	169	TYR	CB-CG-CD1	-6.07	117.36	121.00
1	jV	164	TYR	CB-CG-CD1	-6.07	117.36	121.00
1	jW	39	MET	CG-SD-CE	-6.07	90.50	100.20
1	jZ	145	TYR	CD1-CE1-CZ	-6.07	114.34	119.80
1	kd	163	ASP	CB-CG-OD2	6.07	123.76	118.30
1	2f	82	ARG	NE-CZ-NH2	6.07	123.33	120.30
1	2Z	44	SER	N-CA-CB	6.07	119.60	110.50
1	34	143	ARG	NE-CZ-NH1	6.07	123.33	120.30

Continued on next page...

Continued from previous page...

Mol	Chain	Res	Type	Atoms	Z	Observed(°)	Ideal(°)
1	47	173	ARG	NH1-CZ-NH2	-6.07	112.73	119.40
1	4F	18	ARG	NE-CZ-NH2	-6.07	117.27	120.30
1	5D	229	ARG	N-CA-CB	6.07	121.52	110.60
1	5G	44	SER	O-C-N	-6.07	113.00	122.70
1	5L	204	ALA	N-CA-CB	-6.07	101.61	110.10
1	6f	142	VAL	CA-CB-CG2	-6.07	101.80	110.90
1	6C	147	PRO	C-N-CA	6.07	136.87	121.70
1	81	157	PRO	N-CA-CB	-6.07	95.93	102.60
1	8Z	117	TRP	CH2-CZ2-CE2	6.07	123.47	117.40
1	ci	100	ARG	NH1-CZ-NH2	6.07	126.07	119.40
1	ci	143	ARG	NH1-CZ-NH2	-6.07	112.73	119.40
1	cj	18	ARG	NE-CZ-NH1	6.07	123.33	120.30
1	ck	40	PHE	CB-CG-CD2	-6.07	116.56	120.80
1	cm	185	MET	CG-SD-CE	-6.07	90.50	100.20
1	1s	39	MET	CG-SD-CE	-6.07	90.50	100.20
1	iu	217	ALA	N-CA-CB	6.06	118.59	110.10
1	kK	166	ASP	CB-CG-OD1	-6.06	112.84	118.30
1	lE	165	VAL	CA-CB-CG1	6.06	120.00	110.90
1	3n	186	THR	CA-CB-CG2	-6.06	103.91	112.40
1	3s	149	SER	N-CA-CB	6.06	119.60	110.50
1	5m	188	THR	CA-CB-CG2	-6.06	103.91	112.40
1	7l	154	ARG	NE-CZ-NH1	6.06	123.33	120.30
1	83	175	GLU	OE1-CD-OE2	-6.06	116.02	123.30
1	8e	211	LEU	CB-CG-CD1	6.06	121.31	111.00
1	92	191	VAL	CA-CB-CG2	-6.06	101.80	110.90
1	aF	151	LEU	O-C-N	-6.06	113.00	122.70
1	b1	97	ARG	NH1-CZ-NH2	-6.06	112.73	119.40
1	bU	133	TRP	CB-CG-CD2	-6.06	118.72	126.60
1	cu	164	TYR	CB-CG-CD2	-6.06	117.36	121.00
1	g	100	ARG	NE-CZ-NH1	6.06	123.33	120.30
1	gl	26	VAL	CA-CB-CG1	6.06	119.99	110.90
1	1K	18	ARG	NH1-CZ-NH2	-6.06	112.73	119.40
1	1L	162	ARG	NE-CZ-NH1	6.06	123.33	120.30
1	1P	82	ARG	NH1-CZ-NH2	-6.06	112.73	119.40
1	kO	194	ALA	N-CA-CB	-6.06	101.61	110.10
1	lp	154	ARG	NE-CZ-NH2	-6.06	117.27	120.30
1	lK	24	VAL	CG1-CB-CG2	-6.06	101.20	110.90
1	lK	68	MET	CG-SD-CE	-6.06	90.50	100.20
1	2k	161	PHE	CB-CG-CD2	-6.06	116.56	120.80
1	3q	82	ARG	NE-CZ-NH1	6.06	123.33	120.30
1	3O	118	MET	CG-SD-CE	-6.06	90.50	100.20
1	3Z	10	MET	CG-SD-CE	-6.06	90.50	100.20

Continued on next page...

Continued from previous page...

Mol	Chain	Res	Type	Atoms	Z	Observed(°)	Ideal(°)
1	4q	166	ASP	CB-CG-OD1	6.06	123.76	118.30
1	4M	22	ALA	O-C-N	-6.06	113.00	122.70
1	54	145	TYR	CB-CG-CD1	-6.06	117.36	121.00
1	5v	133	TRP	CE2-CD2-CG	-6.06	102.45	107.30
1	5G	173	ARG	NH1-CZ-NH2	-6.06	112.73	119.40
1	6w	167	ARG	NE-CZ-NH1	6.06	123.33	120.30
1	7A	186	THR	CA-CB-CG2	-6.06	103.91	112.40
1	8W	3	VAL	CB-CA-C	6.06	122.92	111.40
1	9o	123	PRO	N-CD-CG	6.06	112.30	103.20
1	9X	37	ILE	O-C-N	-6.06	109.58	121.10
1	aI	112	GLN	O-C-N	-6.06	113.00	122.70
1	aO	229	ARG	NH1-CZ-NH2	6.06	126.07	119.40
1	bX	209	ALA	CB-CA-C	6.06	119.19	110.10
1	c1	173	ARG	NE-CZ-NH2	-6.06	117.27	120.30
1	cc	208	ALA	N-CA-CB	6.06	118.59	110.10
1	1d	87	HIS	N-CA-CB	6.06	121.51	110.60
1	cF	195	ASN	N-CA-CB	6.06	121.51	110.60
1	cZ	91	ILE	O-C-N	-6.06	113.00	122.70
1	dR	166	ASP	CB-CG-OD1	6.06	123.76	118.30
1	ey	81	ASP	CB-CG-OD1	-6.06	112.84	118.30
1	eW	148	THR	O-C-N	-6.06	113.00	122.70
1	ff	27	VAL	O-C-N	-6.06	113.00	122.70
1	fB	23	TRP	CB-CG-CD1	-6.06	119.12	127.00
1	hX	226	HIS	N-CA-CB	-6.06	99.69	110.60
1	io	80	TRP	NE1-CE2-CD2	6.06	113.36	107.30
1	js	66	MET	CG-SD-CE	-6.06	90.50	100.20
1	jX	168	PHE	CB-CA-C	6.06	122.52	110.40
1	lb	184	TRP	CB-CG-CD2	6.06	134.48	126.60
1	36	194	ALA	N-CA-CB	6.06	118.58	110.10
1	3a	97	ARG	NE-CZ-NH1	6.06	123.33	120.30
1	3j	143	ARG	NE-CZ-NH2	-6.06	117.27	120.30
1	3X	81	ASP	CB-CG-OD1	6.06	123.75	118.30
1	4r	126	VAL	CG1-CB-CG2	-6.06	101.20	110.90
1	4r	213	GLU	OE1-CD-OE2	-6.06	116.03	123.30
1	4A	184	TRP	CE2-CD2-CE3	6.06	125.97	118.70
1	5p	168	PHE	CB-CG-CD2	6.06	125.04	120.80
1	5B	226	HIS	CA-CB-CG	6.06	123.90	113.60
1	6b	169	TYR	CB-CG-CD1	6.06	124.64	121.00
1	bG	51	ASP	CB-CG-OD1	6.06	123.75	118.30
1	1f	190	LEU	CB-CG-CD2	6.06	121.30	111.00
1	dA	103	ASP	CB-CG-OD1	6.06	123.75	118.30
1	el	117	TRP	CD1-CG-CD2	6.06	111.15	106.30

Continued on next page...

Continued from previous page...

Mol	Chain	Res	Type	Atoms	Z	Observed(°)	Ideal(°)
1	1x	51	ASP	CB-CG-OD2	-6.06	112.84	118.30
1	ge	9	GLN	O-C-N	-6.06	113.00	122.70
1	gD	143	ARG	CG-CD-NE	-6.06	99.08	111.80
1	gF	58	THR	N-CA-CB	6.06	121.81	110.30
1	gU	144	MET	CG-SD-CE	-6.06	90.50	100.20
1	hk	27	VAL	CG1-CB-CG2	-6.06	101.20	110.90
1	hY	97	ARG	CG-CD-NE	-6.06	99.08	111.80
1	il	200	THR	N-CA-CB	6.06	121.81	110.30
1	iM	18	ARG	NE-CZ-NH2	-6.06	117.27	120.30
1	j3	50	GLN	O-C-N	-6.06	113.00	122.70
1	je	173	ARG	NE-CZ-NH2	6.06	123.33	120.30
1	kw	177	ALA	CB-CA-C	-6.06	101.01	110.10
1	kH	48	THR	N-CA-CB	6.06	121.81	110.30
1	kW	133	TRP	CB-CG-CD2	-6.06	118.72	126.60
1	2t	150	ILE	O-C-N	-6.06	113.00	122.70
1	38	49	PRO	N-CA-CB	-6.06	95.93	102.60
1	3v	154	ARG	NH1-CZ-NH2	-6.06	112.73	119.40
1	64	119	THR	N-CA-CB	6.06	121.81	110.30
1	6O	85	PRO	O-C-N	-6.06	113.00	122.70
1	72	22	ALA	N-CA-CB	-6.06	101.62	110.10
1	9w	197	ASP	CB-CG-OD2	-6.06	112.85	118.30
1	9Q	224	PRO	N-CD-CG	6.06	112.29	103.20
1	aM	97	ARG	NE-CZ-NH1	6.06	123.33	120.30
1	bu	18	ARG	NE-CZ-NH1	6.06	123.33	120.30
1	bY	145	TYR	CB-CG-CD1	-6.06	117.36	121.00
1	cw	32	PHE	CB-CG-CD2	6.06	125.04	120.80
1	cD	229	ARG	NH1-CZ-NH2	-6.06	112.73	119.40
1	cV	173	ARG	NE-CZ-NH1	6.06	123.33	120.30
1	er	215	MET	CG-SD-CE	-6.06	90.50	100.20
1	fw	97	ARG	NH1-CZ-NH2	-6.06	112.73	119.40
1	fL	117	TRP	CE2-CD2-CG	6.06	112.15	107.30
1	g	161	PHE	CB-CG-CD1	6.06	125.04	120.80
1	q	188	THR	C-N-CA	6.06	136.85	121.70
1	D	120	HIS	CA-CB-CG	6.06	123.90	113.60
1	V	161	PHE	CB-CG-CD2	6.06	125.04	120.80
1	ga	21	ASN	O-C-N	-6.06	113.01	122.70
1	gL	58	THR	OG1-CB-CG2	-6.06	96.07	110.00
1	h4	51	ASP	O-C-N	-6.06	113.01	122.70
1	1J	162	ARG	NH1-CZ-NH2	-6.06	112.74	119.40
1	hZ	168	PHE	CB-CG-CD2	-6.06	116.56	120.80
1	il	87	HIS	N-CA-CB	-6.06	99.70	110.60
1	ir	173	ARG	NE-CZ-NH2	-6.06	117.27	120.30

Continued on next page...

Continued from previous page...

Mol	Chain	Res	Type	Atoms	Z	Observed(°)	Ideal(°)
1	ix	162	ARG	NH1-CZ-NH2	6.06	126.06	119.40
1	iL	75	GLU	OE1-CD-OE2	-6.06	116.03	123.30
1	iL	164	TYR	CG-CD1-CE1	-6.06	116.45	121.30
1	jr	168	PHE	CB-CG-CD2	-6.06	116.56	120.80
1	jA	210	THR	CA-CB-CG2	-6.06	103.92	112.40
1	kU	18	ARG	CA-CB-CG	6.06	126.73	113.40
1	l5	201	ILE	CB-CA-C	-6.06	99.49	111.60
1	lG	39	MET	CG-SD-CE	6.06	109.89	100.20
1	2y	152	ASP	CB-CG-OD2	6.06	123.75	118.30
1	3a	198	CYS	O-C-N	-6.06	113.01	122.70
1	3m	66	MET	CG-SD-CE	-6.06	90.51	100.20
1	3W	229	ARG	NH1-CZ-NH2	-6.06	112.74	119.40
1	4F	97	ARG	CD-NE-CZ	6.06	132.08	123.60
1	57	185	MET	CG-SD-CE	-6.06	90.51	100.20
1	5Z	161	PHE	CB-CG-CD2	-6.06	116.56	120.80
1	6H	117	TRP	CE3-CZ3-CH2	-6.06	114.54	121.20
1	7K	39	MET	CA-CB-CG	6.06	123.60	113.30
1	8c	97	ARG	NE-CZ-NH2	6.06	123.33	120.30
1	8S	112	GLN	O-C-N	-6.06	113.01	122.70
1	9x	145	TYR	CB-CG-CD1	-6.06	117.36	121.00
1	9V	27	VAL	CA-CB-CG1	6.06	119.99	110.90
1	cq	154	ARG	NE-CZ-NH1	6.06	123.33	120.30
1	d1	161	PHE	CD1-CE1-CZ	-6.06	112.83	120.10
1	dB	214	MET	CG-SD-CE	-6.06	90.51	100.20
1	dZ	111	LEU	N-CA-C	6.06	127.36	111.00
1	et	135	ILE	O-C-N	-6.06	113.01	122.70
1	fT	3	VAL	CA-CB-CG1	-6.06	101.81	110.90
1	n	195	ASN	CB-CA-C	6.06	122.52	110.40
1	Q	132	ARG	NE-CZ-NH2	-6.06	117.27	120.30
1	ik	149	SER	N-CA-CB	6.06	119.58	110.50
1	iq	167	ARG	NE-CZ-NH2	-6.06	117.27	120.30
1	jb	40	PHE	CB-CG-CD2	6.06	125.04	120.80
1	jc	184	TRP	CD2-CE2-CZ2	-6.06	115.03	122.30
1	jU	197	ASP	CB-CG-OD1	6.06	123.75	118.30
1	kk	145	TYR	CG-CD1-CE1	-6.06	116.45	121.30
1	4x	197	ASP	CB-CG-OD1	-6.06	112.85	118.30
1	6P	162	ARG	O-C-N	-6.06	113.01	122.70
1	aX	11	VAL	CA-CB-CG2	-6.06	101.81	110.90
1	br	133	TRP	CD2-CE3-CZ3	6.06	126.67	118.80
1	fg	204	ALA	CB-CA-C	6.06	119.18	110.10
1	fq	72	THR	O-C-N	-6.06	113.01	122.70
1	gR	113	GLU	OE1-CD-OE2	-6.05	116.03	123.30

Continued on next page...

Continued from previous page...

Mol	Chain	Res	Type	Atoms	Z	Observed(°)	Ideal(°)
1	hw	18	ARG	NE-CZ-NH1	6.05	123.33	120.30
1	hC	164	TYR	CD1-CE1-CZ	6.05	125.25	119.80
1	lO	49	PRO	N-CA-CB	6.05	110.56	103.30
1	ix	197	ASP	CB-CG-OD2	6.05	123.75	118.30
1	iE	61	GLY	O-C-N	-6.05	113.01	122.70
1	iI	83	LEU	O-C-N	-6.05	113.01	122.70
1	js	100	ARG	C-N-CA	6.05	135.01	122.30
1	jY	143	ARG	CG-CD-NE	-6.05	99.08	111.80
1	jZ	81	ASP	CB-CG-OD1	-6.05	112.85	118.30
1	k7	23	TRP	CB-CG-CD1	-6.05	119.13	127.00
1	l7	162	ARG	NE-CZ-NH2	-6.05	117.27	120.30
1	lc	117	TRP	CG-CD1-NE1	6.05	116.15	110.10
1	lp	168	PHE	CD1-CE1-CZ	-6.05	112.83	120.10
1	ly	145	TYR	CD1-CE1-CZ	-6.05	114.35	119.80
1	lC	169	TYR	CB-CG-CD1	-6.05	117.37	121.00
1	2x	229	ARG	NE-CZ-NH1	6.05	123.33	120.30
1	3L	215	MET	CG-SD-CE	6.05	109.89	100.20
1	40	82	ARG	NE-CZ-NH2	-6.05	117.27	120.30
1	4J	167	ARG	NE-CZ-NH1	6.05	123.33	120.30
1	4R	140	LYS	O-C-N	-6.05	113.01	122.70
1	62	96	MET	CG-SD-CE	-6.05	90.51	100.20
1	6G	229	ARG	NE-CZ-NH1	6.05	123.33	120.30
1	7u	221	VAL	CA-CB-CG2	-6.05	101.82	110.90
1	7x	29	GLU	OE1-CD-OE2	-6.05	116.03	123.30
1	7E	82	ARG	NH1-CZ-NH2	-6.05	112.74	119.40
1	86	9	GLN	N-CA-CB	6.05	121.50	110.60
1	8N	176	GLN	N-CA-CB	6.05	121.50	110.60
1	9P	32	PHE	CB-CG-CD2	6.05	125.04	120.80
1	Y	126	VAL	O-C-N	-6.05	112.91	123.20
1	a8	59	VAL	CG1-CB-CG2	-6.05	101.21	110.90
1	l0	97	ARG	NE-CZ-NH2	-6.05	117.27	120.30
1	ad	100	ARG	NE-CZ-NH1	6.05	123.33	120.30
1	aq	193	ASN	O-C-N	-6.05	113.01	122.70
1	b4	18	ARG	NH1-CZ-NH2	-6.05	112.74	119.40
1	bZ	100	ARG	NH1-CZ-NH2	-6.05	112.74	119.40
1	cy	36	VAL	CA-CB-CG2	-6.05	101.82	110.90
1	cS	10	MET	CG-SD-CE	-6.05	90.51	100.20
1	lh	23	TRP	CE3-CZ3-CH2	6.05	127.86	121.20
1	cY	23	TRP	O-C-N	-6.05	113.01	122.70
1	dx	221	VAL	CA-CB-CG2	-6.05	101.82	110.90
1	lm	167	ARG	NE-CZ-NH1	6.05	123.33	120.30
1	lq	186	THR	CA-CB-CG2	-6.05	103.92	112.40

Continued on next page...

Continued from previous page...

Mol	Chain	Res	Type	Atoms	Z	Observed(°)	Ideal(°)
1	en	218	CYS	N-CA-CB	6.05	121.50	110.60
1	eK	145	TYR	CG-CD2-CE2	-6.05	116.46	121.30
1	eZ	173	ARG	NE-CZ-NH2	-6.05	117.27	120.30
1	lu	75	GLU	OE1-CD-OE2	-6.05	116.03	123.30
1	f8	5	ASN	CB-CA-C	6.05	122.51	110.40
1	fg	130	TYR	CD1-CE1-CZ	6.05	125.25	119.80
1	fw	162	ARG	N-CA-CB	6.05	121.50	110.60
1	fR	145	TYR	CB-CG-CD1	-6.05	117.37	121.00
1	g3	51	ASP	CB-CG-OD2	6.05	123.75	118.30
1	g	167	ARG	NE-CZ-NH1	6.05	123.33	120.30
1	4	100	ARG	NE-CZ-NH2	-6.05	117.27	120.30
1	5	35	GLU	OE1-CD-OE2	-6.05	116.03	123.30
1	h6	162	ARG	NE-CZ-NH1	-6.05	117.27	120.30
1	he	88	ALA	CB-CA-C	6.05	119.18	110.10
1	ic	133	TRP	CD1-CG-CD2	6.05	111.14	106.30
1	3v	24	VAL	CG1-CB-CG2	-6.05	101.22	110.90
1	3C	36	VAL	CA-CB-CG2	6.05	119.98	110.90
1	3Z	164	TYR	CB-CG-CD1	-6.05	117.37	121.00
1	46	169	TYR	CG-CD1-CE1	-6.05	116.46	121.30
1	8U	133	TRP	CD1-CG-CD2	-6.05	101.46	106.30
1	9M	6	LEU	N-CA-CB	-6.05	98.29	110.40
1	12	81	ASP	CB-CG-OD1	6.05	123.75	118.30
1	bg	80	TRP	CH2-CZ2-CE2	6.05	123.45	117.40
1	bu	173	ARG	NE-CZ-NH1	-6.05	117.27	120.30
1	di	168	PHE	CB-CG-CD2	-6.05	116.56	120.80
1	eD	41	SER	N-CA-CB	6.05	119.58	110.50
1	fE	27	VAL	O-C-N	-6.05	113.02	122.70
1	h	167	ARG	NE-CZ-NH1	6.05	123.33	120.30
1	gl	130	TYR	CZ-CE2-CD2	-6.05	114.35	119.80
1	gQ	227	LYS	O-C-N	-6.05	113.02	122.70
1	kl	188	THR	CA-CB-CG2	-6.05	103.93	112.40
1	lq	211	LEU	O-C-N	-6.05	113.02	122.70
1	2F	210	THR	CA-CB-OG1	6.05	121.71	109.00
1	3p	96	MET	N-CA-CB	6.05	121.49	110.60
1	3p	100	ARG	NE-CZ-NH2	-6.05	117.27	120.30
1	42	105	ALA	N-CA-CB	-6.05	101.63	110.10
1	5o	154	ARG	NE-CZ-NH1	6.05	123.33	120.30
1	8L	229	ARG	NE-CZ-NH2	-6.05	117.27	120.30
1	92	32	PHE	CB-CG-CD2	-6.05	116.56	120.80
1	9t	142	VAL	CA-CB-CG2	6.05	119.98	110.90
1	Y	146	SER	N-CA-CB	6.05	119.58	110.50
1	a6	193	ASN	CB-CG-OD1	-6.05	109.50	121.60

Continued on next page...

Continued from previous page...

Mol	Chain	Res	Type	Atoms	Z	Observed(°)	Ideal(°)
1	aO	8	GLY	O-C-N	6.05	132.38	122.70
1	bc	15	ILE	O-C-N	-6.05	113.02	122.70
1	cb	165	VAL	CB-CA-C	6.05	122.90	111.40
1	ea	154	ARG	NE-CZ-NH1	6.05	123.33	120.30
1	fI	133	TRP	CA-CB-CG	6.05	125.20	113.70
1	fp	169	TYR	CB-CG-CD2	-6.05	117.37	121.00
1	fF	72	THR	CA-CB-CG2	6.05	120.87	112.40
1	fL	58	THR	N-CA-CB	6.05	121.80	110.30
1	ix	166	ASP	CB-CG-OD2	-6.05	112.86	118.30
1	iC	97	ARG	NE-CZ-NH1	6.05	123.32	120.30
1	iD	167	ARG	NE-CZ-NH2	-6.05	117.28	120.30
1	iN	132	ARG	NE-CZ-NH1	-6.05	117.28	120.30
1	jr	209	ALA	N-CA-CB	6.05	118.57	110.10
1	kI	51	ASP	CB-CG-OD2	6.05	123.74	118.30
1	l5	82	ARG	NE-CZ-NH1	6.05	123.33	120.30
1	lh	229	ARG	NE-CZ-NH2	-6.05	117.28	120.30
1	li	154	ARG	N-CA-CB	6.05	121.49	110.60
1	39	168	PHE	CB-CG-CD1	6.05	125.03	120.80
1	3V	226	HIS	CA-CB-CG	6.05	123.88	113.60
1	4R	229	ARG	NE-CZ-NH1	6.05	123.33	120.30
1	55	143	ARG	O-C-N	-6.05	113.02	122.70
1	6m	180	GLU	OE1-CD-OE2	-6.05	116.04	123.30
1	6T	82	ARG	NH1-CZ-NH2	-6.05	112.75	119.40
1	7a	229	ARG	O-C-N	-6.05	113.02	122.70
1	9o	184	TRP	CE2-CD2-CG	-6.05	102.46	107.30
1	9y	168	PHE	CB-CG-CD1	-6.05	116.57	120.80
1	9S	169	TYR	CG-CD2-CE2	-6.05	116.46	121.30
1	a8	97	ARG	NH1-CZ-NH2	-6.05	112.75	119.40
1	aj	23	TRP	CB-CG-CD1	-6.05	119.14	127.00
1	bL	162	ARG	NE-CZ-NH2	-6.05	117.28	120.30
1	l m	195	ASN	CB-CA-C	6.05	122.50	110.40
1	dS	185	MET	CG-SD-CE	-6.05	90.52	100.20
1	eU	18	ARG	NH1-CZ-NH2	-6.05	112.75	119.40
1	f2	148	THR	CA-CB-OG1	6.05	121.70	109.00
1	ff	221	VAL	CA-CB-CG2	6.05	119.97	110.90
1	fJ	143	ARG	NE-CZ-NH1	6.05	123.33	120.30
1	d	92	GLU	OE1-CD-OE2	-6.05	116.04	123.30
1	A	143	ARG	CG-CD-NE	-6.05	99.09	111.80
1	gk	134	ILE	O-C-N	-6.05	113.02	122.70
1	hR	143	ARG	NE-CZ-NH1	6.05	123.32	120.30
1	hV	40	PHE	CB-CG-CD2	6.05	125.03	120.80
1	hX	148	THR	CA-CB-CG2	-6.05	103.93	112.40

Continued on next page...

Continued from previous page...

Mol	Chain	Res	Type	Atoms	Z	Observed(°)	Ideal(°)
1	ig	221	VAL	CA-CB-CG1	-6.05	101.83	110.90
1	ip	10	MET	CG-SD-CE	-6.05	90.52	100.20
1	ji	165	VAL	CG1-CB-CG2	-6.05	101.22	110.90
1	km	162	ARG	NE-CZ-NH1	6.05	123.32	120.30
1	kP	48	THR	CA-CB-CG2	-6.05	103.93	112.40
1	l4	117	TRP	CG-CD2-CE3	-6.05	128.46	133.90
1	2k	10	MET	CG-SD-CE	-6.05	90.52	100.20
1	2X	166	ASP	N-CA-CB	-6.05	99.71	110.60
1	37	161	PHE	N-CA-CB	-6.05	99.71	110.60
1	3j	132	ARG	NH1-CZ-NH2	-6.05	112.75	119.40
1	4j	145	TYR	CG-CD2-CE2	-6.05	116.46	121.30
1	9i	144	MET	CG-SD-CE	-6.05	90.52	100.20
1	9k	88	ALA	N-CA-CB	-6.05	101.63	110.10
1	aE	102	SER	N-CA-CB	-6.05	101.43	110.50
1	cl	133	TRP	CD1-NE1-CE2	-6.05	103.56	109.00
1	cl	152	ASP	CB-CG-OD1	6.05	123.74	118.30
1	d0	80	TRP	CE2-CD2-CG	-6.05	102.46	107.30
1	dc	78	ALA	CB-CA-C	-6.05	101.03	110.10
1	gn	79	GLU	OE1-CD-OE2	-6.05	116.05	123.30
1	gp	26	VAL	CB-CA-C	6.05	122.89	111.40
1	gG	7	GLN	CA-CB-CG	6.05	126.70	113.40
1	gV	164	TYR	CG-CD1-CE1	-6.05	116.46	121.30
1	h6	48	THR	CA-CB-OG1	6.05	121.70	109.00
1	hs	78	ALA	CB-CA-C	6.05	119.17	110.10
1	hZ	130	TYR	CB-CG-CD2	-6.05	117.37	121.00
1	it	118	MET	CA-CB-CG	-6.05	103.02	113.30
1	kg	154	ARG	NE-CZ-NH2	-6.05	117.28	120.30
1	kr	211	LEU	CB-CG-CD2	-6.05	100.72	111.00
1	kx	136	LEU	CB-CG-CD1	-6.05	100.72	111.00
1	29	164	TYR	CB-CG-CD1	-6.05	117.37	121.00
1	2s	199	LYS	O-C-N	-6.05	113.03	122.70
1	2u	164	TYR	CG-CD2-CE2	-6.05	116.46	121.30
1	2P	132	ARG	NE-CZ-NH1	6.05	123.32	120.30
1	3m	154	ARG	NE-CZ-NH2	6.05	123.32	120.30
1	3S	79	GLU	OE1-CD-OE2	-6.05	116.04	123.30
1	3W	169	TYR	CG-CD2-CE2	6.05	126.14	121.30
1	4a	103	ASP	CB-CG-OD1	-6.05	112.86	118.30
1	4m	152	ASP	CB-CG-OD2	6.05	123.74	118.30
1	5a	184	TRP	CE2-CD2-CG	-6.05	102.46	107.30
1	5b	58	THR	N-CA-CB	6.05	121.79	110.30
1	6i	145	TYR	CB-CG-CD1	6.05	124.63	121.00
1	6o	32	PHE	CB-CG-CD1	6.05	125.03	120.80

Continued on next page...

Continued from previous page...

Mol	Chain	Res	Type	Atoms	Z	Observed(°)	Ideal(°)
1	6t	130	TYR	CB-CG-CD2	-6.05	117.37	121.00
1	6R	162	ARG	NE-CZ-NH2	6.05	123.32	120.30
1	83	145	TYR	CG-CD2-CE2	-6.05	116.46	121.30
1	8c	133	TRP	CB-CG-CD1	6.05	134.86	127.00
1	9T	16	SER	N-CA-CB	6.05	119.57	110.50
1	bb	215	MET	CG-SD-CE	-6.05	90.53	100.20
1	bC	229	ARG	NH1-CZ-NH2	-6.05	112.75	119.40
1	c2	209	ALA	CB-CA-C	-6.05	101.03	110.10
1	1c	16	SER	N-CA-CB	6.05	119.57	110.50
1	cB	169	TYR	CG-CD1-CE1	-6.05	116.46	121.30
1	dP	166	ASP	CB-CG-OD1	6.05	123.74	118.30
1	eh	217	ALA	CB-CA-C	-6.05	101.03	110.10
1	ej	215	MET	CG-SD-CE	-6.05	90.53	100.20
1	fd	130	TYR	CG-CD1-CE1	-6.05	116.46	121.30
1	fE	191	VAL	CG1-CB-CG2	-6.05	101.22	110.90
1	fW	145	TYR	CB-CG-CD1	6.05	124.63	121.00
1	ha	196	PRO	CA-N-CD	-6.04	103.04	111.50
1	hP	145	TYR	CB-CG-CD1	6.04	124.63	121.00
1	iN	172	LEU	CB-CG-CD1	6.04	121.28	111.00
1	2k	150	ILE	CA-CB-CG1	6.04	122.48	111.00
1	4C	66	MET	CG-SD-CE	-6.04	90.53	100.20
1	4J	143	ARG	NE-CZ-NH1	6.04	123.32	120.30
1	5N	55	MET	CG-SD-CE	-6.04	90.53	100.20
1	6o	173	ARG	NH1-CZ-NH2	6.04	126.05	119.40
1	6B	75	GLU	OE1-CD-OE2	-6.04	116.05	123.30
1	6U	174	ALA	O-C-N	-6.04	113.03	122.70
1	7d	96	MET	CG-SD-CE	-6.04	90.53	100.20
1	85	213	GLU	OE1-CD-OE2	-6.04	116.05	123.30
1	8p	152	ASP	CB-CG-OD1	-6.04	112.86	118.30
1	8I	126	VAL	CA-CB-CG1	-6.04	101.83	110.90
1	dq	32	PHE	CB-CG-CD2	6.04	125.03	120.80
1	eg	228	ALA	N-CA-CB	-6.04	101.64	110.10
1	gT	23	TRP	CB-CG-CD2	-6.04	118.74	126.60
1	h1	31	ALA	CB-CA-C	6.04	119.17	110.10
1	h5	95	GLN	O-C-N	-6.04	113.03	122.70
1	ir	154	ARG	NE-CZ-NH2	6.04	123.32	120.30
1	iC	166	ASP	CB-CG-OD2	6.04	123.74	118.30
1	1V	56	LEU	O-C-N	-6.04	113.03	122.70
1	jQ	118	MET	CG-SD-CE	-6.04	90.53	100.20
1	ku	148	THR	CA-CB-CG2	6.04	120.86	112.40
1	3s	27	VAL	CA-CB-CG2	-6.04	101.83	110.90
1	3x	223	GLY	O-C-N	-6.04	109.62	121.10

Continued on next page...

Continued from previous page...

Mol	Chain	Res	Type	Atoms	Z	Observed(°)	Ideal(°)
1	3Q	80	TRP	CB-CG-CD1	-6.04	119.14	127.00
1	4F	152	ASP	CB-CG-OD2	-6.04	112.86	118.30
1	4R	169	TYR	CG-CD1-CE1	6.04	126.13	121.30
1	5f	161	PHE	CB-CG-CD1	-6.04	116.57	120.80
1	6b	27	VAL	O-C-N	-6.04	113.03	122.70
1	7Y	229	ARG	NE-CZ-NH2	-6.04	117.28	120.30
1	8J	154	ARG	NE-CZ-NH1	6.04	123.32	120.30
1	8Q	164	TYR	CB-CG-CD2	-6.04	117.37	121.00
1	a4	51	ASP	N-CA-CB	6.04	121.48	110.60
1	aP	96	MET	CG-SD-CE	6.04	109.87	100.20
1	b2	143	ARG	NE-CZ-NH1	6.04	123.32	120.30
1	bm	28	GLU	O-C-N	-6.04	113.03	122.70
1	bw	32	PHE	CB-CG-CD1	-6.04	116.57	120.80
1	bF	26	VAL	CA-CB-CG1	6.04	119.97	110.90
1	cE	151	LEU	CB-CG-CD1	6.04	121.27	111.00
1	1l	76	GLU	OE1-CD-OE2	-6.04	116.05	123.30
1	ef	231	LEU	CB-CG-CD2	6.04	121.28	111.00
1	el	117	TRP	CG-CD1-NE1	-6.04	104.06	110.10
1	eC	214	MET	CA-CB-CG	6.04	123.58	113.30
1	eP	117	TRP	CB-CG-CD2	-6.04	118.74	126.60
1	fl	38	PRO	N-CD-CG	6.04	112.27	103.20
1	fn	208	ALA	CB-CA-C	-6.04	101.03	110.10
1	gT	216	THR	CA-CB-CG2	-6.04	103.94	112.40
1	h6	195	ASN	CA-CB-CG	6.04	126.69	113.40
1	if	130	TYR	CG-CD2-CE2	6.04	126.13	121.30
1	kM	86	VAL	CA-CB-CG1	6.04	119.96	110.90
1	l7	145	TYR	CB-CG-CD1	6.04	124.62	121.00
1	lw	32	PHE	CB-CG-CD1	-6.04	116.57	120.80
1	ly	23	TRP	NE1-CE2-CZ2	-6.04	123.75	130.40
1	lD	47	ALA	CB-CA-C	6.04	119.16	110.10
1	lH	201	ILE	O-C-N	-6.04	113.03	122.70
1	3l	105	ALA	CB-CA-C	-6.04	101.04	110.10
1	3v	84	HIS	O-C-N	-6.04	109.62	121.10
1	3z	96	MET	CG-SD-CE	-6.04	90.53	100.20
1	4V	54	THR	N-CA-CB	6.04	121.78	110.30
1	6w	149	SER	CB-CA-C	6.04	121.58	110.10
1	6x	2	ILE	O-C-N	-6.04	113.03	122.70
1	7r	168	PHE	CB-CG-CD2	-6.04	116.57	120.80
1	7I	167	ARG	NE-CZ-NH2	6.04	123.32	120.30
1	8b	169	TYR	CB-CG-CD2	6.04	124.62	121.00
1	8p	166	ASP	CB-CG-OD1	6.04	123.74	118.30
1	8K	164	TYR	CB-CG-CD1	-6.04	117.38	121.00

Continued on next page...

Continued from previous page...

Mol	Chain	Res	Type	Atoms	Z	Observed(°)	Ideal(°)
1	a2	169	TYR	CG-CD2-CE2	6.04	126.13	121.30
1	a2	186	THR	O-C-N	-6.04	113.03	122.70
1	at	169	TYR	CB-CG-CD1	6.04	124.62	121.00
1	aK	129	ILE	O-C-N	-6.04	113.03	122.70
1	aQ	184	TRP	CE2-CD2-CG	-6.04	102.47	107.30
1	19	190	LEU	CB-CG-CD2	6.04	121.27	111.00
1	dv	180	GLU	OE1-CD-OE2	-6.04	116.05	123.30
1	1l	197	ASP	CB-CG-OD1	6.04	123.74	118.30
1	dP	162	ARG	NH1-CZ-NH2	-6.04	112.75	119.40
1	eg	108	THR	CA-CB-CG2	-6.04	103.94	112.40
1	f3	145	TYR	CG-CD2-CE2	-6.04	116.47	121.30
1	fb	111	LEU	CB-CG-CD1	6.04	121.27	111.00
1	1w	130	TYR	CB-CG-CD2	-6.04	117.38	121.00
1	fr	40	PHE	CB-CG-CD2	6.04	125.03	120.80
1	fB	122	PRO	N-CA-CB	6.04	110.55	103.30
1	fL	132	ARG	NH1-CZ-NH2	6.04	126.05	119.40
1	t	168	PHE	CB-CG-CD2	-6.04	116.57	120.80
1	x	163	ASP	CB-CG-OD1	6.04	123.74	118.30
1	G	161	PHE	CB-CG-CD1	6.04	125.03	120.80
1	M	132	ARG	NH1-CZ-NH2	6.04	126.05	119.40
1	gt	158	LYS	N-CA-CB	-6.04	99.73	110.60
1	hJ	40	PHE	CB-CG-CD1	-6.04	116.57	120.80
1	ji	103	ASP	CB-CG-OD2	-6.04	112.86	118.30
1	kw	100	ARG	NH1-CZ-NH2	-6.04	112.76	119.40
1	2v	166	ASP	CB-CG-OD1	6.04	123.74	118.30
1	4J	23	TRP	N-CA-CB	-6.04	99.73	110.60
1	5M	66	MET	CG-SD-CE	-6.04	90.54	100.20
1	60	185	MET	CG-SD-CE	-6.04	90.53	100.20
1	6N	143	ARG	NE-CZ-NH1	6.04	123.32	120.30
1	cz	103	ASP	N-CA-CB	-6.04	99.73	110.60
1	cN	68	MET	CA-CB-CG	6.04	123.57	113.30
1	dT	82	ARG	NE-CZ-NH1	6.04	123.32	120.30
1	e1	18	ARG	NE-CZ-NH1	-6.04	117.28	120.30
1	fE	23	TRP	CG-CD2-CE3	-6.04	128.46	133.90
1	fH	53	ASN	O-C-N	-6.04	113.04	122.70
1	gQ	62	HIS	O-C-N	-6.04	113.04	122.70
1	id	107	THR	CA-CB-CG2	-6.04	103.94	112.40
1	ie	145	TYR	CG-CD1-CE1	6.04	126.13	121.30
1	im	44	SER	N-CA-CB	6.04	119.56	110.50
1	j3	143	ARG	NE-CZ-NH2	6.04	123.32	120.30
1	j5	18	ARG	NE-CZ-NH1	6.04	123.32	120.30
1	j7	164	TYR	CB-CG-CD1	-6.04	117.38	121.00

Continued on next page...

Continued from previous page...

Mol	Chain	Res	Type	Atoms	Z	Observed(°)	Ideal(°)
1	ki	108	THR	CA-CB-CG2	-6.04	103.95	112.40
1	139	ASN	CA-CB-CG	-6.04	100.12	113.40	
1	kF	86	VAL	CA-CB-CG1	6.04	119.96	110.90
1	lN	174	ALA	CB-CA-C	-6.04	101.04	110.10
1	2y	4	GLN	CG-CD-OE1	6.04	133.68	121.60
1	2W	190	LEU	CB-CG-CD1	6.04	121.27	111.00
1	3S	32	PHE	CB-CG-CD2	6.04	125.03	120.80
1	4e	132	ARG	NH1-CZ-NH2	-6.04	112.76	119.40
1	4k	229	ARG	O-C-N	-6.04	113.04	122.70
1	4o	92	GLU	OE1-CD-OE2	-6.04	116.05	123.30
1	5z	154	ARG	NE-CZ-NH1	6.04	123.32	120.30
1	5z	197	ASP	CB-CG-OD2	-6.04	112.87	118.30
1	60	117	TRP	O-C-N	-6.04	113.04	122.70
1	6l	164	TYR	CB-CG-CD2	-6.04	117.38	121.00
1	79	24	VAL	CA-CB-CG2	-6.04	101.84	110.90
1	7p	169	TYR	CG-CD1-CE1	-6.04	116.47	121.30
1	7G	229	ARG	NH1-CZ-NH2	-6.04	112.76	119.40
1	8k	117	TRP	CE3-CZ3-CH2	-6.04	114.56	121.20
1	8G	100	ARG	CD-NE-CZ	6.04	132.05	123.60
1	8O	146	SER	N-CA-CB	6.04	119.56	110.50
1	8S	128	GLU	CG-CD-OE2	6.04	130.38	118.30
1	9p	154	ARG	NH1-CZ-NH2	-6.04	112.76	119.40
1	1b	96	MET	CG-SD-CE	-6.04	90.54	100.20
1	ci	169	TYR	CG-CD1-CE1	-6.04	116.47	121.30
1	1e	139	ASN	CB-CA-C	6.04	122.48	110.40
1	cH	14	ALA	CB-CA-C	6.04	119.16	110.10
1	cU	68	MET	CA-CB-CG	6.04	123.56	113.30
1	dc	162	ARG	NE-CZ-NH2	6.04	123.32	120.30
1	de	100	ARG	NH1-CZ-NH2	6.04	126.04	119.40
1	ds	18	ARG	NH1-CZ-NH2	-6.04	112.76	119.40
1	dv	100	ARG	NE-CZ-NH1	6.04	123.32	120.30
1	dG	103	ASP	CB-CG-OD2	-6.04	112.87	118.30
1	e9	130	TYR	CG-CD2-CE2	6.04	126.13	121.30
1	e9	165	VAL	CG1-CB-CG2	-6.04	101.24	110.90
1	eY	97	ARG	NE-CZ-NH2	6.04	123.32	120.30
1	w	40	PHE	CB-CG-CD1	6.04	125.03	120.80
1	E	117	TRP	CG-CD1-NE1	-6.04	104.06	110.10
1	M	23	TRP	CB-CG-CD1	-6.04	119.15	127.00
1	g9	130	TYR	CG-CD2-CE2	-6.04	116.47	121.30
1	gr	82	ARG	NE-CZ-NH2	-6.04	117.28	120.30
1	iM	58	THR	CA-CB-CG2	6.04	120.85	112.40
1	iM	97	ARG	NE-CZ-NH2	6.04	123.32	120.30

Continued on next page...

Continued from previous page...

Mol	Chain	Res	Type	Atoms	Z	Observed(°)	Ideal(°)
1	2R	168	PHE	CB-CG-CD1	-6.04	116.57	120.80
1	2S	98	GLU	OE1-CD-OE2	-6.04	116.06	123.30
1	3k	161	PHE	CG-CD1-CE1	6.04	127.44	120.80
1	6j	198	CYS	N-CA-CB	6.04	121.47	110.60
1	82	41	SER	N-CA-CB	6.04	119.56	110.50
1	9i	81	ASP	O-C-N	-6.04	113.04	122.70
1	bp	97	ARG	NE-CZ-NH2	-6.04	117.28	120.30
1	c5	98	GLU	OE1-CD-OE2	-6.04	116.06	123.30
1	cb	229	ARG	NE-CZ-NH2	-6.04	117.28	120.30
1	cw	119	THR	CA-CB-CG2	-6.04	103.95	112.40
1	cY	154	ARG	NE-CZ-NH1	6.04	123.32	120.30
1	fl	23	TRP	O-C-N	-6.04	113.04	122.70
1	g6	98	GLU	OE1-CD-OE2	-6.04	116.06	123.30
1	n	200	THR	CA-CB-OG1	6.04	121.68	109.00
1	R	100	ARG	NE-CZ-NH2	-6.04	117.28	120.30
1	S	39	MET	CG-SD-CE	-6.04	90.54	100.20
1	1C	213	GLU	OE1-CD-OE2	-6.04	116.06	123.30
1	hD	58	THR	CA-CB-CG2	-6.04	103.95	112.40
1	hE	227	LYS	N-CA-CB	6.04	121.46	110.60
1	hG	23	TRP	CB-CG-CD1	-6.04	119.15	127.00
1	1N	96	MET	CG-SD-CE	6.04	109.86	100.20
1	j3	185	MET	CG-SD-CE	-6.04	90.54	100.20
1	j8	210	THR	N-CA-CB	6.04	121.77	110.30
1	jo	164	TYR	CB-CG-CD2	6.04	124.62	121.00
1	jP	16	SER	N-CA-CB	-6.04	101.45	110.50
1	jY	209	ALA	N-CA-CB	-6.04	101.65	110.10
1	kO	210	THR	CA-CB-OG1	6.04	121.67	109.00
1	l7	210	THR	O-C-N	-6.04	113.04	122.70
1	le	40	PHE	CB-CG-CD1	-6.04	116.58	120.80
1	ln	208	ALA	O-C-N	-6.04	113.04	122.70
1	lC	121	ASN	N-CA-CB	-6.04	99.74	110.60
1	3l	228	ALA	CB-CA-C	-6.04	101.05	110.10
1	3p	168	PHE	CB-CG-CD2	6.04	125.02	120.80
1	3q	210	THR	O-C-N	-6.04	113.05	122.70
1	3t	212	GLU	CA-CB-CG	6.04	126.68	113.40
1	3M	82	ARG	NE-CZ-NH2	6.04	123.32	120.30
1	4e	38	PRO	N-CA-CB	6.04	110.54	103.30
1	58	163	ASP	CB-CG-OD1	6.04	123.73	118.30
1	5K	167	ARG	NE-CZ-NH1	6.04	123.32	120.30
1	5Z	211	LEU	O-C-N	-6.04	113.04	122.70
1	63	39	MET	CG-SD-CE	-6.04	90.54	100.20
1	6j	169	TYR	CB-CG-CD1	-6.04	117.38	121.00

Continued on next page...

Continued from previous page...

Mol	Chain	Res	Type	Atoms	Z	Observed(°)	Ideal(°)
1	6k	3	VAL	CA-CB-CG2	-6.04	101.84	110.90
1	6C	39	MET	CG-SD-CE	-6.04	90.54	100.20
1	6C	129	ILE	CA-CB-CG1	6.04	122.47	111.00
1	6O	132	ARG	NE-CZ-NH1	6.04	123.32	120.30
1	7b	154	ARG	CD-NE-CZ	6.04	132.05	123.60
1	8K	97	ARG	NE-CZ-NH1	-6.04	117.28	120.30
1	8R	31	ALA	N-CA-CB	6.04	118.55	110.10
1	9n	161	PHE	CB-CG-CD1	6.04	125.03	120.80
1	aj	112	GLN	N-CA-CB	-6.04	99.74	110.60
1	aL	23	TRP	CE3-CZ3-CH2	-6.04	114.56	121.20
1	bf	221	VAL	C-N-CA	6.04	134.98	122.30
1	cF	12	HIS	CA-CB-CG	6.04	123.86	113.60
1	lg	189	LEU	CB-CG-CD2	6.04	121.26	111.00
1	d4	26	VAL	O-C-N	-6.04	113.04	122.70
1	er	132	ARG	NE-CZ-NH1	6.04	123.32	120.30
1	A	117	TRP	CB-CG-CD2	6.04	134.44	126.60
1	O	229	ARG	NE-CZ-NH1	6.04	123.32	120.30
1	gi	164	TYR	CB-CG-CD2	6.03	124.62	121.00
1	gq	177	ALA	CB-CA-C	-6.03	101.05	110.10
1	hM	191	VAL	CG1-CB-CG2	6.03	120.55	110.90
1	ib	80	TRP	CE3-CZ3-CH2	-6.03	114.56	121.20
1	ij	13	GLN	N-CA-CB	6.03	121.46	110.60
1	iF	19	THR	CA-CB-CG2	6.03	120.85	112.40
1	jc	85	PRO	N-CA-C	6.03	127.78	112.10
1	lo	145	TYR	CB-CG-CD1	-6.03	117.38	121.00
1	2o	7	GLN	CA-CB-CG	6.03	126.67	113.40
1	2A	23	TRP	CG-CD1-NE1	6.03	116.13	110.10
1	30	144	MET	CG-SD-CE	-6.03	90.55	100.20
1	4S	39	MET	CG-SD-CE	-6.03	90.55	100.20
1	4S	187	GLU	CB-CA-C	-6.03	98.33	110.40
1	5O	132	ARG	NE-CZ-NH2	6.03	123.32	120.30
1	6w	187	GLU	O-C-N	-6.03	113.05	122.70
1	7K	145	TYR	CZ-CE2-CD2	-6.03	114.37	119.80
1	8f	78	ALA	O-C-N	-6.03	113.05	122.70
1	8H	188	THR	CA-CB-CG2	-6.03	103.95	112.40
1	8O	229	ARG	NH1-CZ-NH2	-6.03	112.76	119.40
1	90	167	ARG	CD-NE-CZ	6.03	132.05	123.60
1	9f	100	ARG	NE-CZ-NH1	6.03	123.32	120.30
1	9g	195	ASN	CA-C-N	6.03	133.99	117.10
1	9h	55	MET	CG-SD-CE	-6.03	90.55	100.20
1	b9	170	LYS	N-CA-CB	6.03	121.46	110.60
1	cW	143	ARG	NE-CZ-NH2	-6.03	117.28	120.30

Continued on next page...

Continued from previous page...

Mol	Chain	Res	Type	Atoms	Z	Observed(°)	Ideal(°)
1	cX	161	PHE	CB-CG-CD1	6.03	125.02	120.80
1	d1	96	MET	N-CA-CB	6.03	121.46	110.60
1	ds	23	TRP	CB-CG-CD1	-6.03	119.16	127.00
1	e7	23	TRP	CB-CG-CD1	-6.03	119.16	127.00
1	eS	10	MET	CG-SD-CE	-6.03	90.55	100.20
1	m	95	GLN	C-N-CA	6.03	136.78	121.70
1	kd	40	PHE	CB-CG-CD2	6.03	125.02	120.80
1	kS	117	TRP	CD1-NE1-CE2	6.03	114.43	109.00
1	ld	229	ARG	NE-CZ-NH2	-6.03	117.28	120.30
1	34	214	MET	CG-SD-CE	-6.03	90.55	100.20
1	6l	154	ARG	NE-CZ-NH2	-6.03	117.28	120.30
1	6u	10	MET	CG-SD-CE	-6.03	90.55	100.20
1	94	159	GLU	OE1-CD-OE2	-6.03	116.06	123.30
1	9O	193	ASN	N-CA-CB	-6.03	99.74	110.60
1	a2	130	TYR	CD1-CE1-CZ	6.03	125.23	119.80
1	ar	172	LEU	CB-CA-C	-6.03	98.74	110.20
1	12	3	VAL	CA-CB-CG2	-6.03	101.85	110.90
1	ba	181	VAL	CG1-CB-CG2	-6.03	101.25	110.90
1	bh	164	TYR	CB-CG-CD2	6.03	124.62	121.00
1	eJ	81	ASP	CB-CG-OD1	-6.03	112.87	118.30
1	fu	217	ALA	CB-CA-C	-6.03	101.05	110.10
1	fC	145	TYR	CB-CG-CD1	6.03	124.62	121.00
1	g6	107	THR	CA-CB-CG2	-6.03	103.95	112.40
1	gf	83	LEU	CB-CA-C	6.03	121.66	110.20
1	gO	30	LYS	O-C-N	-6.03	113.05	122.70
1	h6	117	TRP	CD2-CE3-CZ3	6.03	126.64	118.80
1	hR	133	TRP	CG-CD1-NE1	-6.03	104.07	110.10
1	il	162	ARG	NH1-CZ-NH2	-6.03	112.77	119.40
1	j5	31	ALA	O-C-N	-6.03	113.05	122.70
1	kr	147	PRO	C-N-CA	6.03	136.77	121.70
1	lv	163	ASP	CB-CG-OD1	6.03	123.73	118.30
1	29	18	ARG	NE-CZ-NH2	6.03	123.32	120.30
1	lP	180	GLU	O-C-N	-6.03	113.05	122.70
1	2H	32	PHE	CB-CG-CD2	-6.03	116.58	120.80
1	2K	185	MET	CB-CA-C	-6.03	98.34	110.40
1	3a	78	ALA	N-CA-CB	-6.03	101.66	110.10
1	48	33	SER	N-CA-CB	6.03	119.55	110.50
1	5C	55	MET	CG-SD-CE	-6.03	90.55	100.20
1	62	97	ARG	NE-CZ-NH1	6.03	123.32	120.30
1	6i	213	GLU	OE1-CD-OE2	-6.03	116.06	123.30
1	6k	107	THR	CA-CB-CG2	6.03	120.84	112.40
1	6X	166	ASP	CB-CA-C	6.03	122.46	110.40

Continued on next page...

Continued from previous page...

Mol	Chain	Res	Type	Atoms	Z	Observed(°)	Ideal(°)
1	7W	97	ARG	NE-CZ-NH2	6.03	123.31	120.30
1	8x	32	PHE	CB-CG-CD2	-6.03	116.58	120.80
1	8x	167	ARG	CD-NE-CZ	6.03	132.04	123.60
1	8T	18	ARG	NH1-CZ-NH2	-6.03	112.77	119.40
1	92	175	GLU	OE1-CD-OE2	-6.03	116.06	123.30
1	Z	80	TRP	CD1-CG-CD2	-6.03	101.47	106.30
1	am	81	ASP	CB-CG-OD1	6.03	123.73	118.30
1	aG	164	TYR	CG-CD1-CE1	-6.03	116.48	121.30
1	aU	164	TYR	N-CA-CB	-6.03	99.74	110.60
1	aY	132	ARG	NE-CZ-NH1	6.03	123.31	120.30
1	bz	132	ARG	CA-CB-CG	6.03	126.67	113.40
1	bK	164	TYR	CB-CG-CD1	6.03	124.62	121.00
1	1b	184	TRP	CB-CA-C	6.03	122.46	110.40
1	dT	118	MET	CG-SD-CE	6.03	109.85	100.20
1	et	145	TYR	CB-CG-CD2	-6.03	117.38	121.00
1	g1	154	ARG	NE-CZ-NH1	6.03	123.31	120.30
1	h0	152	ASP	CB-CG-OD1	6.03	123.73	118.30
1	hy	188	THR	CA-CB-CG2	-6.03	103.96	112.40
1	j5	140	LYS	O-C-N	-6.03	113.05	122.70
1	k4	214	MET	CG-SD-CE	6.03	109.85	100.20
1	2B	164	TYR	CG-CD2-CE2	-6.03	116.48	121.30
1	3v	36	VAL	CA-CB-CG2	6.03	119.94	110.90
1	bL	209	ALA	N-CA-CB	6.03	118.54	110.10
1	cI	52	LEU	CB-CG-CD1	6.03	121.25	111.00
1	1j	10	MET	CA-CB-CG	6.03	123.55	113.30
1	1s	100	ARG	NE-CZ-NH2	-6.03	117.29	120.30
1	eT	100	ARG	NH1-CZ-NH2	-6.03	112.77	119.40
1	f3	181	VAL	CA-CB-CG2	-6.03	101.86	110.90
1	fU	194	ALA	CB-CA-C	-6.03	101.06	110.10
1	g1	177	ALA	N-CA-CB	6.03	118.54	110.10
1	X	43	LEU	CB-CG-CD2	6.03	121.25	111.00
1	gn	154	ARG	NE-CZ-NH1	-6.03	117.29	120.30
1	gz	145	TYR	CG-CD2-CE2	-6.03	116.48	121.30
1	gW	19	THR	CA-CB-CG2	6.03	120.84	112.40
1	hx	117	TRP	CD1-CG-CD2	-6.03	101.48	106.30
1	hM	3	VAL	CA-CB-CG2	-6.03	101.86	110.90
1	hN	80	TRP	CB-CG-CD2	-6.03	118.77	126.60
1	iH	130	TYR	CB-CG-CD2	-6.03	117.38	121.00
1	iP	195	ASN	CB-CA-C	6.03	122.45	110.40
1	j5	68	MET	CA-CB-CG	6.03	123.55	113.30
1	jG	189	LEU	CB-CG-CD2	6.03	121.25	111.00
1	kj	70	LYS	N-CA-CB	-6.03	99.75	110.60

Continued on next page...

Continued from previous page...

Mol	Chain	Res	Type	Atoms	Z	Observed(°)	Ideal(°)
1	lj	164	TYR	CB-CG-CD2	-6.03	117.38	121.00
1	ln	162	ARG	NE-CZ-NH2	-6.03	117.29	120.30
1	lO	167	ARG	NH1-CZ-NH2	-6.03	112.77	119.40
1	2j	228	ALA	CB-CA-C	-6.03	101.06	110.10
1	2y	113	GLU	O-C-N	-6.03	113.06	122.70
1	2G	132	ARG	NE-CZ-NH1	6.03	123.31	120.30
1	43	217	ALA	CB-CA-C	6.03	119.14	110.10
1	4z	173	ARG	NE-CZ-NH2	-6.03	117.29	120.30
1	6t	97	ARG	NE-CZ-NH1	6.03	123.31	120.30
1	6x	143	ARG	O-C-N	-6.03	113.06	122.70
1	6F	144	MET	CG-SD-CE	-6.03	90.56	100.20
1	6G	164	TYR	CB-CG-CD1	-6.03	117.38	121.00
1	ak	59	VAL	CA-CB-CG2	-6.03	101.86	110.90
1	ao	32	PHE	CB-CG-CD2	6.03	125.02	120.80
1	b4	25	LYS	N-CA-CB	6.03	121.45	110.60
1	cZ	36	VAL	CA-CB-CG1	6.03	119.94	110.90
1	dp	173	ARG	NE-CZ-NH1	6.03	123.31	120.30
1	dx	119	THR	CA-CB-CG2	-6.03	103.96	112.40
1	e1	123	PRO	N-CA-CB	6.03	110.53	103.30
1	eA	78	ALA	O-C-N	-6.03	113.06	122.70
1	eH	10	MET	CG-SD-CE	-6.03	90.56	100.20
1	eL	130	TYR	CB-CG-CD1	-6.03	117.38	121.00
1	q	208	ALA	N-CA-CB	6.03	118.54	110.10
1	g9	185	MET	CG-SD-CE	-6.03	90.56	100.20
1	hD	25	LYS	N-CA-CB	-6.03	99.75	110.60
1	iR	117	TRP	CB-CG-CD1	6.03	134.83	127.00
1	2c	51	ASP	CB-CG-OD1	6.03	123.72	118.30
1	30	216	THR	N-CA-CB	6.03	121.75	110.30
1	4z	217	ALA	CB-CA-C	6.03	119.14	110.10
1	6I	164	TYR	CG-CD2-CE2	-6.03	116.48	121.30
1	6R	154	ARG	NE-CZ-NH1	6.03	123.31	120.30
1	7k	77	ALA	O-C-N	-6.03	113.06	122.70
1	9Q	144	MET	CG-SD-CE	-6.03	90.56	100.20
1	a7	154	ARG	NE-CZ-NH2	-6.03	117.29	120.30
1	bJ	81	ASP	CB-CG-OD2	6.03	123.72	118.30
1	d1	168	PHE	CB-CG-CD1	-6.03	116.58	120.80
1	dc	23	TRP	CA-CB-CG	6.03	125.15	113.70
1	dK	132	ARG	NH1-CZ-NH2	-6.03	112.77	119.40
1	e4	130	TYR	CB-CG-CD1	6.03	124.61	121.00
1	1u	18	ARG	NH1-CZ-NH2	-6.03	112.77	119.40
1	fr	229	ARG	NH1-CZ-NH2	-6.03	112.77	119.40
1	fC	154	ARG	NE-CZ-NH2	-6.03	117.29	120.30

Continued on next page...

Continued from previous page...

Mol	Chain	Res	Type	Atoms	Z	Observed(°)	Ideal(°)
1	fE	30	LYS	O-C-N	-6.03	113.06	122.70
1	g0	167	ARG	NE-CZ-NH1	6.03	123.31	120.30
1	g3	185	MET	CG-SD-CE	-6.03	90.56	100.20
1	d	194	ALA	N-CA-CB	-6.03	101.66	110.10
1	s	98	GLU	OE1-CD-OE2	-6.03	116.07	123.30
1	M	103	ASP	CB-CG-OD2	6.03	123.72	118.30
1	jx	162	ARG	CD-NE-CZ	6.02	132.03	123.60
1	jA	187	GLU	OE1-CD-OE2	-6.02	116.07	123.30
1	ka	229	ARG	NE-CZ-NH1	6.02	123.31	120.30
1	kb	44	SER	N-CA-CB	6.02	119.54	110.50
1	35	GLU	OE1-CD-OE2	-6.02	116.07	123.30	
1	2N	86	VAL	CA-CB-CG1	-6.02	101.86	110.90
1	3M	168	PHE	CB-CG-CD1	-6.02	116.58	120.80
1	7f	145	TYR	CD1-CE1-CZ	-6.02	114.38	119.80
1	8L	177	ALA	O-C-N	-6.02	113.06	122.70
1	9z	164	TYR	CZ-CE2-CD2	-6.02	114.38	119.80
1	cB	132	ARG	CD-NE-CZ	6.02	132.03	123.60
1	cG	229	ARG	NE-CZ-NH1	6.02	123.31	120.30
1	cH	40	PHE	CB-CG-CD1	6.02	125.02	120.80
1	lg	10	MET	N-CA-CB	6.02	121.44	110.60
1	d7	161	PHE	CG-CD1-CE1	-6.02	114.17	120.80
1	ey	184	TRP	CG-CD1-NE1	-6.02	104.08	110.10
1	fX	23	TRP	CB-CG-CD1	-6.02	119.17	127.00
1	h3	39	MET	CG-SD-CE	-6.02	90.56	100.20
1	hE	161	PHE	CG-CD1-CE1	6.02	127.42	120.80
1	hR	154	ARG	NH1-CZ-NH2	-6.02	112.78	119.40
1	hY	166	ASP	O-C-N	-6.02	113.06	122.70
1	i5	164	TYR	CA-CB-CG	6.02	124.84	113.40
1	ij	168	PHE	CB-CG-CD1	6.02	125.02	120.80
1	iD	110	THR	CA-CB-OG1	6.02	121.65	109.00
1	jG	35	GLU	OE1-CD-OE2	-6.02	116.07	123.30
1	kp	56	LEU	CB-CG-CD1	-6.02	100.76	111.00
1	kL	23	TRP	CH2-CZ2-CE2	6.02	123.42	117.40
1	kX	215	MET	CG-SD-CE	-6.02	90.56	100.20
1	lo	10	MET	CA-CB-CG	6.02	123.54	113.30
1	ls	108	THR	CA-CB-CG2	-6.02	103.97	112.40
1	lF	189	LEU	O-C-N	-6.02	113.06	122.70
1	lJ	221	VAL	CG1-CB-CG2	-6.02	101.26	110.90
1	2a	145	TYR	CB-CG-CD1	6.02	124.61	121.00
1	2x	187	GLU	OE1-CD-OE2	-6.02	116.07	123.30
1	3q	162	ARG	NH1-CZ-NH2	6.02	126.03	119.40
1	3z	200	THR	N-CA-CB	6.02	121.74	110.30

Continued on next page...

Continued from previous page...

Mol	Chain	Res	Type	Atoms	Z	Observed(°)	Ideal(°)
1	4v	98	GLU	OE1-CD-OE2	-6.02	116.07	123.30
1	4x	154	ARG	CD-NE-CZ	6.02	132.03	123.60
1	4P	167	ARG	NE-CZ-NH2	-6.02	117.29	120.30
1	5S	177	ALA	N-CA-CB	-6.02	101.67	110.10
1	6c	77	ALA	N-CA-CB	6.02	118.53	110.10
1	6h	163	ASP	CB-CG-OD2	6.02	123.72	118.30
1	6E	18	ARG	CD-NE-CZ	6.02	132.03	123.60
1	7E	159	GLU	OE1-CD-OE2	-6.02	116.07	123.30
1	9B	18	ARG	NE-CZ-NH2	-6.02	117.29	120.30
1	9B	87	HIS	CA-CB-CG	6.02	123.84	113.60
1	9R	86	VAL	CA-CB-CG1	6.02	119.93	110.90
1	9V	119	THR	OG1-CB-CG2	-6.02	96.15	110.00
1	av	20	LEU	CB-CG-CD1	-6.02	100.76	111.00
1	ax	80	TRP	CB-CG-CD1	6.02	134.83	127.00
1	bO	76	GLU	OE1-CD-OE2	-6.02	116.07	123.30
1	1d	80	TRP	CE2-CD2-CG	-6.02	102.48	107.30
1	1i	175	GLU	O-C-N	-6.02	113.06	122.70
1	d8	100	ARG	O-C-N	-6.02	112.96	123.20
1	dx	118	MET	CG-SD-CE	6.02	109.83	100.20
1	dx	168	PHE	CB-CG-CD1	-6.02	116.58	120.80
1	e6	143	ARG	NE-CZ-NH1	-6.02	117.29	120.30
1	eP	86	VAL	CA-CB-CG2	-6.02	101.86	110.90
1	ft	150	ILE	O-C-N	-6.02	113.06	122.70
1	1z	161	PHE	CB-CG-CD1	6.02	125.02	120.80
1	b	229	ARG	NE-CZ-NH1	6.02	123.31	120.30
1	A	103	ASP	CB-CG-OD1	-6.02	112.88	118.30
1	22	107	THR	CA-CB-CG2	-6.02	103.97	112.40
1	lu	117	TRP	CE2-CD2-CG	-6.02	102.48	107.30
1	4A	18	ARG	NE-CZ-NH1	6.02	123.31	120.30
1	77	133	TRP	CB-CG-CD1	6.02	134.83	127.00
1	7y	145	TYR	CA-CB-CG	-6.02	101.96	113.40
1	8W	152	ASP	CB-CG-OD2	6.02	123.72	118.30
1	92	229	ARG	NE-CZ-NH2	6.02	123.31	120.30
1	9s	97	ARG	NH1-CZ-NH2	-6.02	112.78	119.40
1	a5	130	TYR	CB-CG-CD1	6.02	124.61	121.00
1	bb	152	ASP	CB-CG-OD1	6.02	123.72	118.30
1	1p	228	ALA	N-CA-CB	-6.02	101.67	110.10
1	i9	173	ARG	NE-CZ-NH1	6.02	123.31	120.30
1	jX	212	GLU	OE1-CD-OE2	-6.02	116.08	123.30
1	kF	169	TYR	CG-CD1-CE1	6.02	126.11	121.30
1	lv	166	ASP	CB-CG-OD2	-6.02	112.88	118.30
1	ly	24	VAL	CA-CB-CG2	-6.02	101.87	110.90

Continued on next page...

Continued from previous page...

Mol	Chain	Res	Type	Atoms	Z	Observed(°)	Ideal(°)
1	3C	145	TYR	CG-CD1-CE1	6.02	126.12	121.30
1	4o	133	TRP	CD1-NE1-CE2	6.02	114.42	109.00
1	5l	218	CYS	N-CA-CB	6.02	121.44	110.60
1	8t	63	GLN	CG-CD-OE1	-6.02	109.56	121.60
1	8X	82	ARG	NE-CZ-NH1	6.02	123.31	120.30
1	9m	214	MET	CG-SD-CE	-6.02	90.57	100.20
1	9v	133	TRP	NE1-CE2-CZ2	6.02	137.02	130.40
1	9R	69	LEU	CB-CG-CD1	6.02	121.23	111.00
1	aF	161	PHE	CB-CG-CD1	6.02	125.01	120.80
1	aL	40	PHE	CB-CG-CD1	-6.02	116.59	120.80
1	bC	63	GLN	CA-CB-CG	6.02	126.64	113.40
1	cd	10	MET	CA-CB-CG	6.02	123.53	113.30
1	cd	18	ARG	NE-CZ-NH2	6.02	123.31	120.30
1	cj	214	MET	CG-SD-CE	-6.02	90.57	100.20
1	co	169	TYR	CB-CG-CD2	6.02	124.61	121.00
1	cs	86	VAL	CA-CB-CG2	-6.02	101.87	110.90
1	cy	118	MET	CG-SD-CE	-6.02	90.57	100.20
1	d0	162	ARG	NE-CZ-NH2	-6.02	117.29	120.30
1	d3	173	ARG	NH1-CZ-NH2	-6.02	112.78	119.40
1	ev	102	SER	O-C-N	-6.02	113.07	122.70
1	eA	86	VAL	CA-CB-CG1	-6.02	101.87	110.90
1	eK	100	ARG	NH1-CZ-NH2	-6.02	112.78	119.40
1	fF	80	TRP	CB-CG-CD1	-6.02	119.17	127.00
1	fL	51	ASP	CB-CG-OD1	6.02	123.72	118.30
1	fM	149	SER	CB-CA-C	-6.02	98.66	110.10
1	gh	204	ALA	CB-CA-C	6.02	119.13	110.10
1	gp	194	ALA	CB-CA-C	6.02	119.12	110.10
1	gS	38	PRO	N-CA-CB	6.02	110.52	103.30
1	hy	210	THR	CA-CB-CG2	-6.02	103.97	112.40
1	jr	102	SER	N-CA-CB	6.02	119.53	110.50
1	kh	184	TRP	CD1-CG-CD2	-6.02	101.49	106.30
1	kA	162	ARG	NH1-CZ-NH2	-6.02	112.78	119.40
1	kE	18	ARG	CG-CD-NE	-6.02	99.16	111.80
1	l7	211	LEU	CB-CG-CD1	6.02	121.23	111.00
1	lQ	142	VAL	O-C-N	-6.02	113.07	122.70
1	2p	145	TYR	CB-CG-CD2	6.02	124.61	121.00
1	3q	178	SER	N-CA-CB	6.02	119.53	110.50
1	3C	130	TYR	CG-CD2-CE2	-6.02	116.49	121.30
1	3W	154	ARG	NE-CZ-NH1	6.02	123.31	120.30
1	5x	167	ARG	NE-CZ-NH1	6.02	123.31	120.30
1	5y	184	TRP	CB-CG-CD1	-6.02	119.18	127.00
1	6g	217	ALA	O-C-N	-6.02	113.07	122.70

Continued on next page...

Continued from previous page...

Mol	Chain	Res	Type	Atoms	Z	Observed(°)	Ideal(°)
1	6p	149	SER	N-CA-CB	6.02	119.53	110.50
1	8f	108	THR	CA-CB-CG2	-6.02	103.98	112.40
1	8x	145	TYR	CG-CD2-CE2	6.02	126.11	121.30
1	9f	82	ARG	NE-CZ-NH1	6.02	123.31	120.30
1	9n	1	PRO	CA-N-CD	-6.02	103.08	111.50
1	9B	97	ARG	NE-CZ-NH1	6.02	123.31	120.30
1	9G	71	GLU	O-C-N	-6.02	113.07	122.70
1	d8	82	ARG	NH1-CZ-NH2	-6.02	112.78	119.40
1	dJ	163	ASP	CB-CG-OD2	6.02	123.72	118.30
1	f1	32	PHE	O-C-N	-6.02	113.07	122.70
1	f4	133	TRP	CE2-CD2-CG	-6.02	102.49	107.30
1	i5	74	ASN	O-C-N	-6.02	113.08	122.70
1	k2	130	TYR	CZ-CE2-CD2	-6.02	114.39	119.80
1	lu	40	PHE	CB-CG-CD2	6.02	125.01	120.80
1	7D	23	TRP	CD1-CG-CD2	-6.02	101.49	106.30
1	10	51	ASP	CB-CG-OD2	-6.02	112.89	118.30
1	az	8	GLY	C-N-CA	6.02	136.74	121.70
1	bc	167	ARG	NE-CZ-NH2	-6.02	117.29	120.30
1	dk	162	ARG	O-C-N	-6.02	113.07	122.70
1	dA	80	TRP	CG-CD2-CE3	6.02	139.31	133.90
1	f7	173	ARG	NE-CZ-NH1	6.02	123.31	120.30
1	fQ	167	ARG	NE-CZ-NH2	6.02	123.31	120.30
1	g8	40	PHE	CG-CD1-CE1	6.01	127.42	120.80
1	gb	78	ALA	N-CA-CB	6.01	118.52	110.10
1	gY	215	MET	CG-SD-CE	-6.01	90.58	100.20
1	hd	162	ARG	NE-CZ-NH1	6.01	123.31	120.30
1	hm	1	PRO	N-CA-CB	-6.01	95.98	102.60
1	hD	169	TYR	CD1-CE1-CZ	-6.01	114.39	119.80
1	ji	224	PRO	N-CA-CB	6.01	110.52	103.30
1	jN	23	TRP	CB-CG-CD1	-6.01	119.18	127.00
1	l1	166	ASP	CB-CG-OD2	-6.01	112.89	118.30
1	lQ	130	TYR	CB-CG-CD2	6.01	124.61	121.00
1	2s	164	TYR	CB-CG-CD2	-6.01	117.39	121.00
1	2Q	79	GLU	CG-CD-OE2	6.01	130.33	118.30
1	2R	81	ASP	CB-CG-OD1	6.01	123.71	118.30
1	3X	177	ALA	CB-CA-C	6.01	119.12	110.10
1	4A	10	MET	CG-SD-CE	-6.01	90.58	100.20
1	4F	226	HIS	N-CA-CB	6.01	121.43	110.60
1	5a	65	ALA	N-CA-CB	-6.01	101.68	110.10
1	5S	185	MET	CG-SD-CE	-6.01	90.58	100.20
1	7K	32	PHE	CB-CG-CD2	6.01	125.01	120.80
1	8x	40	PHE	CB-CG-CD2	-6.01	116.59	120.80

Continued on next page...

Continued from previous page...

Mol	Chain	Res	Type	Atoms	Z	Observed(°)	Ideal(°)
1	aq	117	TRP	CE3-CZ3-CH2	-6.01	114.58	121.20
1	b4	152	ASP	CB-CG-OD1	-6.01	112.89	118.30
1	bW	171	THR	CA-CB-CG2	-6.01	103.98	112.40
1	bY	145	TYR	CB-CG-CD2	6.01	124.61	121.00
1	1d	191	VAL	CG1-CB-CG2	-6.01	101.28	110.90
1	cH	165	VAL	CA-CB-CG1	6.01	119.92	110.90
1	dg	211	LEU	CB-CG-CD1	6.01	121.23	111.00
1	C	117	TRP	CA-CB-CG	6.01	125.13	113.70
1	9	78	ALA	CB-CA-C	6.01	119.12	110.10
1	1F	231	LEU	CB-CG-CD1	-6.01	100.78	111.00
1	h7	143	ARG	NH1-CZ-NH2	-6.01	112.79	119.40
1	hk	162	ARG	NH1-CZ-NH2	-6.01	112.79	119.40
1	hl	100	ARG	NE-CZ-NH2	-6.01	117.29	120.30
1	hn	167	ARG	NH1-CZ-NH2	-6.01	112.79	119.40
1	iq	229	ARG	N-CA-CB	6.01	121.42	110.60
1	iB	32	PHE	CB-CG-CD2	-6.01	116.59	120.80
1	jw	180	GLU	OE1-CD-OE2	-6.01	116.08	123.30
1	k9	47	ALA	N-CA-CB	6.01	118.52	110.10
1	kn	147	PRO	N-CA-CB	-6.01	95.99	102.60
1	2p	80	TRP	CA-CB-CG	6.01	125.12	113.70
1	5j	12	HIS	C-N-CA	6.01	136.73	121.70
1	8e	143	ARG	NE-CZ-NH1	6.01	123.31	120.30
1	8I	80	TRP	CD1-CG-CD2	-6.01	101.49	106.30
1	Z	197	ASP	CB-CG-OD2	6.01	123.71	118.30
1	ag	154	ARG	NE-CZ-NH1	-6.01	117.29	120.30
1	b6	23	TRP	CD1-NE1-CE2	6.01	114.41	109.00
1	cg	164	TYR	CB-CG-CD2	-6.01	117.39	121.00
1	fe	81	ASP	CB-CG-OD1	6.01	123.71	118.30
1	fs	132	ARG	NE-CZ-NH2	-6.01	117.29	120.30
1	gi	152	ASP	CB-CG-OD2	6.01	123.71	118.30
1	gn	173	ARG	NE-CZ-NH1	6.01	123.31	120.30
1	h8	51	ASP	CB-CG-OD2	6.01	123.71	118.30
1	iA	229	ARG	NH1-CZ-NH2	-6.01	112.79	119.40
1	j6	132	ARG	O-C-N	-6.01	113.08	122.70
1	kV	167	ARG	NH1-CZ-NH2	6.01	126.01	119.40
1	lz	55	MET	CG-SD-CE	-6.01	90.58	100.20
1	34	212	GLU	OE1-CD-OE2	-6.01	116.09	123.30
1	45	100	ARG	NH1-CZ-NH2	-6.01	112.79	119.40
1	4n	167	ARG	NE-CZ-NH1	6.01	123.31	120.30
1	55	169	TYR	O-C-N	-6.01	113.08	122.70
1	67	163	ASP	CB-CG-OD1	6.01	123.71	118.30
1	9q	167	ARG	NE-CZ-NH1	6.01	123.31	120.30

Continued on next page...

Continued from previous page...

Mol	Chain	Res	Type	Atoms	Z	Observed(°)	Ideal(°)
1	9V	132	ARG	NE-CZ-NH1	6.01	123.31	120.30
1	ad	185	MET	CG-SD-CE	-6.01	90.58	100.20
1	cq	167	ARG	NE-CZ-NH2	6.01	123.31	120.30
1	dQ	162	ARG	NE-CZ-NH2	-6.01	117.29	120.30
1	ei	189	LEU	CB-CA-C	6.01	121.62	110.20
1	eK	80	TRP	CD1-CG-CD2	6.01	111.11	106.30
1	fc	203	LYS	N-CA-CB	6.01	121.42	110.60
1	g1	173	ARG	O-C-N	-6.01	113.08	122.70
1	5	18	ARG	NE-CZ-NH2	-6.01	117.29	120.30
1	gn	144	MET	CG-SD-CE	-6.01	90.58	100.20
1	gR	229	ARG	NH1-CZ-NH2	-6.01	112.79	119.40
1	1K	31	ALA	N-CA-CB	6.01	118.51	110.10
1	ia	130	TYR	CB-CG-CD1	6.01	124.61	121.00
1	23	154	ARG	NE-CZ-NH2	-6.01	117.30	120.30
1	kZ	74	ASN	CB-CG-OD1	6.01	133.62	121.60
1	lP	161	PHE	CB-CG-CD2	6.01	125.01	120.80
1	2t	162	ARG	NH1-CZ-NH2	-6.01	112.79	119.40
1	2X	191	VAL	CA-CB-CG2	-6.01	101.89	110.90
1	3q	159	GLU	OE1-CD-OE2	-6.01	116.09	123.30
1	4j	143	ARG	NE-CZ-NH1	6.01	123.31	120.30
1	4r	228	ALA	CB-CA-C	-6.01	101.09	110.10
1	4G	201	ILE	O-C-N	-6.01	113.08	122.70
1	5d	154	ARG	NH1-CZ-NH2	-6.01	112.79	119.40
1	5W	100	ARG	CD-NE-CZ	6.01	132.01	123.60
1	60	64	ALA	N-CA-CB	-6.01	101.69	110.10
1	72	161	PHE	CG-CD2-CE2	6.01	127.41	120.80
1	78	82	ARG	NE-CZ-NH1	6.01	123.30	120.30
1	7d	161	PHE	CG-CD2-CE2	-6.01	114.19	120.80
1	7f	59	VAL	CB-CA-C	-6.01	99.98	111.40
1	7y	169	TYR	CG-CD2-CE2	-6.01	116.49	121.30
1	7L	130	TYR	CB-CG-CD1	6.01	124.61	121.00
1	81	145	TYR	CB-CG-CD1	6.01	124.61	121.00
1	99	117	TRP	CB-CG-CD2	6.01	134.41	126.60
1	9w	229	ARG	NH1-CZ-NH2	-6.01	112.79	119.40
1	9y	40	PHE	CB-CG-CD1	-6.01	116.59	120.80
1	Y	24	VAL	O-C-N	-6.01	113.08	122.70
1	9W	128	GLU	OE1-CD-OE2	-6.01	116.09	123.30
1	a8	215	MET	CG-SD-CE	-6.01	90.58	100.20
1	16	80	TRP	CE3-CZ3-CH2	-6.01	114.59	121.20
1	cU	65	ALA	N-CA-CB	-6.01	101.69	110.10
1	cU	117	TRP	CB-CG-CD1	-6.01	119.19	127.00
1	du	23	TRP	CH2-CZ2-CE2	6.01	123.41	117.40

Continued on next page...

Continued from previous page...

Mol	Chain	Res	Type	Atoms	Z	Observed(°)	Ideal(°)
1	lo	161	PHE	CB-CG-CD1	-6.01	116.59	120.80
1	es	113	GLU	CG-CD-OE2	6.01	130.32	118.30
1	eC	18	ARG	CD-NE-CZ	6.01	132.01	123.60
1	fh	177	ALA	CB-CA-C	-6.01	101.09	110.10
1	d	191	VAL	O-C-N	-6.01	113.08	122.70
1	gS	111	LEU	O-C-N	-6.01	113.09	122.70
1	hh	184	TRP	CE2-CD2-CG	-6.01	102.49	107.30
1	hT	183	ASN	CB-CG-OD1	6.01	133.62	121.60
1	hY	79	GLU	OE1-CD-OE2	-6.01	116.09	123.30
1	i9	31	ALA	CB-CA-C	6.01	119.11	110.10
1	jU	82	ARG	NH1-CZ-NH2	-6.01	112.79	119.40
1	kx	145	TYR	CB-CG-CD2	-6.01	117.39	121.00
1	2R	117	TRP	CG-CD2-CE3	6.01	139.31	133.90
1	4d	50	GLN	CG-CD-OE1	-6.01	109.58	121.60
1	5U	108	THR	CA-CB-CG2	-6.01	103.99	112.40
1	6r	163	ASP	CB-CG-OD2	6.01	123.71	118.30
1	bW	162	ARG	NE-CZ-NH1	6.01	123.30	120.30
1	dI	23	TRP	CB-CG-CD1	-6.01	119.19	127.00
1	eJ	152	ASP	O-C-N	-6.01	113.09	122.70
1	fI	144	MET	CG-SD-CE	-6.01	90.59	100.20
1	g2	130	TYR	CB-CG-CD2	-6.01	117.39	121.00
1	gg	143	ARG	NE-CZ-NH2	-6.01	117.30	120.30
1	gE	214	MET	CG-SD-CE	-6.01	90.59	100.20
1	gU	78	ALA	N-CA-CB	6.01	118.51	110.10
1	ii	36	VAL	CA-CB-CG2	-6.01	101.89	110.90
1	jH	164	TYR	CG-CD1-CE1	-6.01	116.50	121.30
1	22	80	TRP	NE1-CE2-CD2	-6.01	101.29	107.30
1	kR	110	THR	CA-CB-CG2	-6.01	103.99	112.40
1	3u	118	MET	CG-SD-CE	-6.01	90.59	100.20
1	45	57	ASN	O-C-N	-6.01	113.09	122.70
1	4d	76	GLU	OE1-CD-OE2	-6.01	116.09	123.30
1	4t	145	TYR	CD1-CE1-CZ	-6.01	114.39	119.80
1	5x	162	ARG	NE-CZ-NH2	-6.01	117.30	120.30
1	5D	107	THR	N-CA-CB	6.01	121.71	110.30
1	9a	98	GLU	OE1-CD-OE2	-6.01	116.09	123.30
1	Y	154	ARG	NE-CZ-NH1	6.01	123.30	120.30
1	9T	88	ALA	N-CA-CB	-6.01	101.69	110.10
1	dD	229	ARG	NE-CZ-NH2	-6.01	117.30	120.30
1	dV	166	ASP	CA-CB-CG	6.01	126.61	113.40
1	e3	142	VAL	CA-CB-CG2	-6.01	101.89	110.90
1	eL	40	PHE	CB-CG-CD2	-6.01	116.60	120.80
1	fF	80	TRP	CB-CG-CD2	6.01	134.41	126.60

Continued on next page...

Continued from previous page...

Mol	Chain	Res	Type	Atoms	Z	Observed(°)	Ideal(°)
1	1A	154	ARG	NE-CZ-NH1	6.01	123.30	120.30
1	A	184	TRP	CD1-NE1-CE2	6.01	114.41	109.00
1	S	48	THR	CA-CB-CG2	-6.01	103.99	112.40
1	j8	136	LEU	O-C-N	-6.00	112.99	123.20
1	5D	55	MET	CG-SD-CE	-6.00	90.59	100.20
1	6r	18	ARG	NE-CZ-NH2	-6.00	117.30	120.30
1	6S	154	ARG	NE-CZ-NH2	-6.00	117.30	120.30
1	8L	32	PHE	CB-CG-CD1	-6.00	116.60	120.80
1	9Z	164	TYR	CB-CG-CD1	6.00	124.60	121.00
1	a7	32	PHE	CB-CG-CD2	6.00	125.00	120.80
1	cl	138	LEU	O-C-N	-6.00	113.09	122.70
1	cF	127	GLY	O-C-N	-6.00	113.09	122.70
1	1g	100	ARG	NE-CZ-NH2	-6.00	117.30	120.30
1	cL	68	MET	CG-SD-CE	-6.00	90.59	100.20
1	f3	22	ALA	CB-CA-C	6.00	119.11	110.10
1	f6	121	ASN	CB-CA-C	6.00	122.41	110.40
1	1C	154	ARG	NE-CZ-NH2	-6.00	117.30	120.30
1	h8	130	TYR	CG-CD2-CE2	6.00	126.10	121.30
1	hg	130	TYR	CB-CG-CD2	-6.00	117.40	121.00
1	i9	35	GLU	OE1-CD-OE2	-6.00	116.09	123.30
1	1P	164	TYR	CB-CG-CD1	-6.00	117.40	121.00
1	ip	130	TYR	CB-CG-CD2	6.00	124.60	121.00
1	iJ	39	MET	CA-CB-CG	6.00	123.51	113.30
1	j1	143	ARG	NE-CZ-NH2	-6.00	117.30	120.30
1	jc	164	TYR	CG-CD2-CE2	-6.00	116.50	121.30
1	jc	167	ARG	NE-CZ-NH2	-6.00	117.30	120.30
1	ju	168	PHE	CB-CG-CD1	-6.00	116.60	120.80
1	ka	145	TYR	CB-CG-CD1	-6.00	117.40	121.00
1	lF	171	THR	CA-CB-CG2	-6.00	103.99	112.40
1	lP	145	TYR	O-C-N	-6.00	113.09	122.70
1	2Y	212	GLU	N-CA-CB	6.00	121.41	110.60
1	3n	97	ARG	NE-CZ-NH1	6.00	123.30	120.30
1	4e	82	ARG	NE-CZ-NH1	6.00	123.30	120.30
1	4m	162	ARG	NE-CZ-NH1	6.00	123.30	120.30
1	4M	161	PHE	CB-CG-CD1	-6.00	116.60	120.80
1	5r	32	PHE	CB-CG-CD1	-6.00	116.60	120.80
1	5L	130	TYR	CB-CG-CD1	6.00	124.60	121.00
1	5S	40	PHE	CG-CD1-CE1	-6.00	114.19	120.80
1	6G	2	ILE	CA-CB-CG1	6.00	122.41	111.00
1	7k	47	ALA	CB-CA-C	-6.00	101.09	110.10
1	7n	117	TRP	CD1-CG-CD2	6.00	111.10	106.30
1	9r	130	TYR	CG-CD1-CE1	6.00	126.10	121.30

Continued on next page...

Continued from previous page...

Mol	Chain	Res	Type	Atoms	Z	Observed(°)	Ideal(°)
1	Z	164	TYR	CB-CG-CD1	-6.00	117.40	121.00
1	bm	164	TYR	CG-CD1-CE1	-6.00	116.50	121.30
1	bq	184	TRP	CB-CG-CD2	6.00	134.41	126.60
1	bG	23	TRP	CB-CG-CD2	6.00	134.41	126.60
1	bQ	20	LEU	CB-CG-CD2	6.00	121.21	111.00
1	ld	97	ARG	NE-CZ-NH1	6.00	123.30	120.30
1	fn	185	MET	CG-SD-CE	-6.00	90.59	100.20
1	lx	164	TYR	CZ-CE2-CD2	6.00	125.20	119.80
1	fM	218	CYS	CA-CB-SG	-6.00	103.19	114.00
1	l	215	MET	CA-CB-CG	6.00	123.51	113.30
1	u	169	TYR	CB-CG-CD2	-6.00	117.40	121.00
1	B	169	TYR	CB-CG-CD1	6.00	124.60	121.00
1	E	23	TRP	CA-CB-CG	6.00	125.11	113.70
1	U	160	PRO	N-CA-CB	6.00	110.50	103.30
1	gI	208	ALA	N-CA-CB	-6.00	101.70	110.10
1	gJ	39	MET	CG-SD-CE	-6.00	90.60	100.20
1	h0	32	PHE	CB-CG-CD2	6.00	125.00	120.80
1	hh	208	ALA	CB-CA-C	6.00	119.10	110.10
1	jT	88	ALA	N-CA-CB	6.00	118.50	110.10
1	ka	215	MET	CG-SD-CE	-6.00	90.60	100.20
1	kN	83	LEU	CB-CA-C	6.00	121.60	110.20
1	lI	197	ASP	CB-CG-OD2	6.00	123.70	118.30
1	2l	110	THR	CA-CB-CG2	-6.00	104.00	112.40
1	3n	145	TYR	O-C-N	-6.00	113.10	122.70
1	4H	214	MET	CG-SD-CE	6.00	109.80	100.20
1	5C	148	THR	CA-CB-CG2	-6.00	104.00	112.40
1	7l	180	GLU	OE1-CD-OE2	-6.00	116.10	123.30
1	7x	66	MET	CG-SD-CE	-6.00	90.60	100.20
1	8j	97	ARG	CD-NE-CZ	6.00	132.00	123.60
1	8q	215	MET	CG-SD-CE	-6.00	90.60	100.20
1	8B	161	PHE	CB-CG-CD2	6.00	125.00	120.80
1	9b	161	PHE	CB-CG-CD2	-6.00	116.60	120.80
1	9u	21	ASN	CB-CA-C	6.00	122.40	110.40
1	a8	197	ASP	CB-CG-OD1	6.00	123.70	118.30
1	aa	100	ARG	NE-CZ-NH2	-6.00	117.30	120.30
1	bl	130	TYR	CD1-CE1-CZ	-6.00	114.40	119.80
1	cX	114	GLN	O-C-N	-6.00	113.10	122.70
1	d6	80	TRP	CD1-CG-CD2	-6.00	101.50	106.30
1	dc	23	TRP	CB-CG-CD2	6.00	134.40	126.60
1	dv	167	ARG	NH1-CZ-NH2	-6.00	112.80	119.40
1	ei	32	PHE	CB-CG-CD1	-6.00	116.60	120.80
1	eF	229	ARG	NE-CZ-NH2	-6.00	117.30	120.30

Continued on next page...

Continued from previous page...

Mol	Chain	Res	Type	Atoms	Z	Observed(°)	Ideal(°)
1	fo	214	MET	CG-SD-CE	-6.00	90.60	100.20
1	fD	166	ASP	CB-CG-OD1	6.00	123.70	118.30
1	g0	203	LYS	O-C-N	-6.00	113.10	122.70
1	1B	164	TYR	CB-CG-CD2	6.00	124.60	121.00
1	gA	169	TYR	CG-CD1-CE1	6.00	126.10	121.30
1	h2	169	TYR	CG-CD1-CE1	6.00	126.10	121.30
1	ia	18	ARG	NE-CZ-NH1	6.00	123.30	120.30
1	lf	110	THR	CA-CB-CG2	-6.00	104.00	112.40
1	2H	169	TYR	CB-CG-CD1	6.00	124.60	121.00
1	87	173	ARG	NE-CZ-NH2	-6.00	117.30	120.30
1	b5	132	ARG	NE-CZ-NH2	6.00	123.30	120.30
1	bs	216	THR	CA-CB-CG2	-6.00	104.00	112.40
1	bO	152	ASP	CB-CG-OD1	6.00	123.70	118.30
1	cy	161	PHE	CB-CG-CD1	6.00	125.00	120.80
1	cI	130	TYR	CB-CG-CD1	-6.00	117.40	121.00
1	cI	174	ALA	N-CA-CB	-6.00	101.70	110.10
1	e1	97	ARG	NE-CZ-NH1	6.00	123.30	120.30
1	e1	197	ASP	O-C-N	-6.00	113.10	122.70
1	fi	154	ARG	NE-CZ-NH2	-6.00	117.30	120.30
1	fk	228	ALA	CB-CA-C	-6.00	101.10	110.10
1	gm	154	ARG	NE-CZ-NH2	-6.00	117.30	120.30
1	gz	130	TYR	CG-CD2-CE2	-6.00	116.50	121.30
1	gT	32	PHE	CB-CG-CD2	-6.00	116.60	120.80
1	h2	168	PHE	CG-CD2-CE2	-6.00	114.20	120.80
1	hr	166	ASP	N-CA-CB	-6.00	99.80	110.60
1	iY	166	ASP	CB-CG-OD2	-6.00	112.90	118.30
1	kr	35	GLU	OE1-CD-OE2	-6.00	116.10	123.30
1	kw	171	THR	CA-CB-CG2	-6.00	104.00	112.40
1	3e	36	VAL	CA-CB-CG1	-6.00	101.90	110.90
1	3v	14	ALA	O-C-N	-6.00	113.10	122.70
1	3C	130	TYR	CG-CD1-CE1	-6.00	116.50	121.30
1	46	13	GLN	CA-CB-CG	6.00	126.60	113.40
1	6h	145	TYR	CB-CG-CD2	6.00	124.60	121.00
1	6n	173	ARG	NH1-CZ-NH2	-6.00	112.80	119.40
1	6A	62	HIS	CA-CB-CG	6.00	123.80	113.60
1	7e	36	VAL	CA-CB-CG2	-6.00	101.90	110.90
1	7R	161	PHE	CB-CG-CD2	-6.00	116.60	120.80
1	8m	103	ASP	CB-CG-OD2	6.00	123.70	118.30
1	8r	97	ARG	NH1-CZ-NH2	-6.00	112.80	119.40
1	97	164	TYR	CG-CD2-CE2	-6.00	116.50	121.30
1	Z	231	LEU	CB-CG-CD2	6.00	121.20	111.00
1	c8	166	ASP	CB-CG-OD1	-6.00	112.90	118.30

Continued on next page...

Continued from previous page...

Mol	Chain	Res	Type	Atoms	Z	Observed(°)	Ideal(°)
1	dP	86	VAL	CA-CB-CG1	-6.00	101.90	110.90
1	I	164	TYR	CB-CG-CD2	6.00	124.60	121.00
1	1O	80	TRP	CB-CG-CD1	-6.00	119.20	127.00
1	iv	173	ARG	NE-CZ-NH1	6.00	123.30	120.30
1	iE	165	VAL	CA-CB-CG2	6.00	119.89	110.90
1	iP	168	PHE	N-CA-CB	-6.00	99.81	110.60
1	iS	51	ASP	O-C-N	-6.00	113.11	122.70
1	jO	221	VAL	CG1-CB-CG2	-6.00	101.31	110.90
1	kn	34	PRO	CA-N-CD	-6.00	103.11	111.50
1	5z	169	TYR	CB-CG-CD2	6.00	124.60	121.00
1	5O	215	MET	CG-SD-CE	-6.00	90.61	100.20
1	5Z	26	VAL	CA-CB-CG2	-6.00	101.91	110.90
1	6B	209	ALA	CB-CA-C	6.00	119.09	110.10
1	6R	108	THR	CA-CB-CG2	-6.00	104.00	112.40
1	74	212	GLU	OE1-CD-OE2	-6.00	116.10	123.30
1	77	56	LEU	CB-CG-CD1	-6.00	100.81	111.00
1	7s	71	GLU	OE1-CD-OE2	-6.00	116.10	123.30
1	86	119	THR	CA-CB-OG1	6.00	121.59	109.00
1	8c	133	TRP	CG-CD1-NE1	6.00	116.10	110.10
1	8z	52	LEU	O-C-N	-6.00	113.11	122.70
1	8B	100	ARG	NH1-CZ-NH2	-6.00	112.80	119.40
1	8P	136	LEU	O-C-N	-6.00	113.01	123.20
1	9e	194	ALA	CB-CA-C	6.00	119.09	110.10
1	9A	132	ARG	NH1-CZ-NH2	-6.00	112.80	119.40
1	bE	31	ALA	N-CA-CB	-6.00	101.71	110.10
1	cL	23	TRP	CD1-NE1-CE2	6.00	114.40	109.00
1	dq	169	TYR	CG-CD1-CE1	-6.00	116.50	121.30
1	1l	80	TRP	CB-CG-CD2	6.00	134.40	126.60
1	fm	18	ARG	NH1-CZ-NH2	-6.00	112.80	119.40
1	fw	103	ASP	CB-CG-OD2	-6.00	112.90	118.30
1	fF	164	TYR	CZ-CE2-CD2	6.00	125.20	119.80
1	gH	21	ASN	N-CA-CB	-6.00	99.81	110.60
1	1F	57	ASN	CB-CG-OD1	6.00	133.59	121.60
1	gP	214	MET	CG-SD-CE	6.00	109.79	100.20
1	gW	162	ARG	NE-CZ-NH2	-6.00	117.30	120.30
1	h3	82	ARG	NE-CZ-NH2	-6.00	117.30	120.30
1	h4	130	TYR	CA-CB-CG	6.00	124.79	113.40
1	hq	110	THR	CA-CB-CG2	-6.00	104.01	112.40
1	hs	23	TRP	CH2-CZ2-CE2	6.00	123.39	117.40
1	ip	215	MET	CG-SD-CE	-6.00	90.61	100.20
1	lD	132	ARG	NE-CZ-NH1	6.00	123.30	120.30
1	3r	161	PHE	CB-CG-CD1	-6.00	116.60	120.80

Continued on next page...

Continued from previous page...

Mol	Chain	Res	Type	Atoms	Z	Observed(°)	Ideal(°)
1	42	36	VAL	O-C-N	-6.00	113.11	122.70
1	4e	98	GLU	OE1-CD-OE2	-6.00	116.11	123.30
1	4L	204	ALA	N-CA-CB	6.00	118.49	110.10
1	5Q	99	PRO	N-CA-CB	6.00	110.50	103.30
1	8K	130	TYR	CB-CG-CD1	6.00	124.60	121.00
1	bK	26	VAL	CA-CB-CG2	-6.00	101.91	110.90
1	lo	132	ARG	NE-CZ-NH2	-6.00	117.30	120.30
1	gN	82	ARG	NH1-CZ-NH2	-5.99	112.81	119.40
1	hu	214	MET	CG-SD-CE	-5.99	90.61	100.20
1	hw	103	ASP	CB-CG-OD2	5.99	123.69	118.30
1	iX	103	ASP	CB-CG-OD1	-5.99	112.91	118.30
1	jC	173	ARG	NE-CZ-NH1	5.99	123.30	120.30
1	jN	204	ALA	N-CA-CB	5.99	118.49	110.10
1	jV	18	ARG	NH1-CZ-NH2	-5.99	112.81	119.40
1	km	228	ALA	O-C-N	-5.99	113.11	122.70
1	ld	19	THR	CA-CB-CG2	5.99	120.79	112.40
1	3T	166	ASP	CB-CG-OD1	5.99	123.69	118.30
1	3V	166	ASP	N-CA-CB	-5.99	99.81	110.60
1	4L	142	VAL	CA-CB-CG2	-5.99	101.91	110.90
1	6c	118	MET	O-C-N	-5.99	113.11	122.70
1	6B	164	TYR	CD1-CG-CD2	5.99	124.49	117.90
1	72	55	MET	CA-CB-CG	5.99	123.49	113.30
1	78	131	LYS	N-CA-CB	-5.99	99.81	110.60
1	7n	164	TYR	CB-CG-CD2	5.99	124.60	121.00
1	7v	229	ARG	NH1-CZ-NH2	-5.99	112.81	119.40
1	8U	10	MET	CG-SD-CE	-5.99	90.61	100.20
1	b0	169	TYR	CB-CG-CD2	-5.99	117.40	121.00
1	ch	184	TRP	CH2-CZ2-CE2	-5.99	111.41	117.40
1	cI	154	ARG	NE-CZ-NH1	5.99	123.30	120.30
1	lg	15	ILE	N-CA-C	5.99	127.18	111.00
1	d5	100	ARG	CD-NE-CZ	5.99	131.99	123.60
1	dG	81	ASP	CB-CG-OD1	5.99	123.69	118.30
1	ea	186	THR	N-CA-CB	5.99	121.69	110.30
1	lp	166	ASP	CB-CG-OD2	-5.99	112.91	118.30
1	eJ	45	GLU	O-C-N	-5.99	113.01	123.20
1	eT	145	TYR	CB-CG-CD2	5.99	124.60	121.00
1	ff	51	ASP	CB-CG-OD1	5.99	123.69	118.30
1	gc	23	TRP	CG-CD1-NE1	-5.99	104.11	110.10
1	gx	10	MET	CG-SD-CE	-5.99	90.61	100.20
1	ib	51	ASP	CB-CG-OD2	-5.99	112.91	118.30
1	id	152	ASP	CB-CG-OD1	-5.99	112.91	118.30
1	ij	66	MET	CG-SD-CE	-5.99	90.61	100.20

Continued on next page...

Continued from previous page...

Mol	Chain	Res	Type	Atoms	Z	Observed(°)	Ideal(°)
1	1Q	170	LYS	N-CA-CB	-5.99	99.81	110.60
1	iL	205	LEU	CB-CG-CD1	-5.99	100.81	111.00
1	1T	128	GLU	OE1-CD-OE2	-5.99	116.11	123.30
1	js	152	ASP	N-CA-CB	5.99	121.39	110.60
1	ke	10	MET	CG-SD-CE	-5.99	90.61	100.20
1	27	10	MET	CG-SD-CE	-5.99	90.61	100.20
1	29	120	HIS	CA-CB-CG	5.99	123.79	113.60
1	lH	59	VAL	C-N-CA	5.99	134.88	122.30
1	2x	105	ALA	N-CA-CB	-5.99	101.71	110.10
1	4E	229	ARG	NH1-CZ-NH2	-5.99	112.81	119.40
1	51	161	PHE	CB-CG-CD2	-5.99	116.61	120.80
1	5a	82	ARG	NE-CZ-NH2	-5.99	117.30	120.30
1	6t	27	VAL	CA-CB-CG1	5.99	119.89	110.90
1	97	39	MET	O-C-N	-5.99	113.11	122.70
1	9E	107	THR	CA-CB-CG2	5.99	120.79	112.40
1	a3	69	LEU	CB-CA-C	5.99	121.58	110.20
1	aU	52	LEU	CB-CG-CD1	-5.99	100.81	111.00
1	1f	169	TYR	CD1-CE1-CZ	-5.99	114.41	119.80
1	1g	138	LEU	CB-CG-CD2	5.99	121.19	111.00
1	eq	143	ARG	NE-CZ-NH2	-5.99	117.30	120.30
1	fh	126	VAL	CA-CB-CG2	5.99	119.89	110.90
1	fR	23	TRP	CE2-CD2-CG	5.99	112.09	107.30
1	t	158	LYS	O-C-N	-5.99	113.11	122.70
1	gy	47	ALA	CB-CA-C	5.99	119.09	110.10
1	jc	78	ALA	N-CA-CB	-5.99	101.71	110.10
1	jO	92	GLU	CB-CA-C	5.99	122.38	110.40
1	jP	77	ALA	O-C-N	-5.99	113.11	122.70
1	23	71	GLU	OE1-CD-OE2	-5.99	116.11	123.30
1	kI	31	ALA	O-C-N	-5.99	113.12	122.70
1	kM	184	TRP	CD1-CG-CD2	-5.99	101.51	106.30
1	lg	80	TRP	CD1-CG-CD2	-5.99	101.51	106.30
1	lJ	195	ASN	N-CA-CB	-5.99	99.82	110.60
1	2l	23	TRP	CB-CG-CD2	5.99	134.39	126.60
1	3B	168	PHE	CB-CG-CD2	5.99	124.99	120.80
1	3X	208	ALA	N-CA-CB	5.99	118.49	110.10
1	48	9	GLN	N-CA-C	5.99	127.17	111.00
1	4M	49	PRO	O-C-N	-5.99	113.11	122.70
1	5Q	168	PHE	CB-CG-CD2	5.99	124.99	120.80
1	5V	18	ARG	NH1-CZ-NH2	-5.99	112.81	119.40
1	6e	132	ARG	NH1-CZ-NH2	-5.99	112.81	119.40
1	6t	210	THR	CA-CB-CG2	-5.99	104.01	112.40
1	6v	110	THR	CA-CB-CG2	5.99	120.79	112.40

Continued on next page...

Continued from previous page...

Mol	Chain	Res	Type	Atoms	Z	Observed(°)	Ideal(°)
1	6N	184	TRP	CD1-NE1-CE2	5.99	114.39	109.00
1	75	132	ARG	NH1-CZ-NH2	-5.99	112.81	119.40
1	7q	120	HIS	CA-CB-CG	5.99	123.78	113.60
1	8L	24	VAL	CA-CB-CG2	-5.99	101.91	110.90
1	11	132	ARG	NE-CZ-NH2	-5.99	117.31	120.30
1	aR	130	TYR	O-C-N	-5.99	113.11	122.70
1	bh	168	PHE	CB-CG-CD2	-5.99	116.61	120.80
1	bi	215	MET	CG-SD-CE	5.99	109.78	100.20
1	bw	21	ASN	O-C-N	-5.99	113.11	122.70
1	bW	152	ASP	CB-CG-OD2	5.99	123.69	118.30
1	cf	224	PRO	C-N-CA	5.99	134.88	122.30
1	cr	103	ASP	N-CA-CB	-5.99	99.82	110.60
1	cA	82	ARG	NE-CZ-NH2	-5.99	117.31	120.30
1	cW	84	HIS	CB-CA-C	-5.99	98.42	110.40
1	d0	154	ARG	NH1-CZ-NH2	-5.99	112.81	119.40
1	lj	68	MET	CA-CB-CG	5.99	123.48	113.30
1	dI	77	ALA	CB-CA-C	-5.99	101.11	110.10
1	lr	9	GLN	O-C-N	-5.99	113.11	122.70
1	eC	162	ARG	NE-CZ-NH1	5.99	123.30	120.30
1	fc	220	GLY	O-C-N	-5.99	113.12	122.70
1	fj	164	TYR	CB-CG-CD1	-5.99	117.41	121.00
1	fO	210	THR	CA-CB-CG2	-5.99	104.02	112.40
1	g3	176	GLN	CA-C-O	5.99	132.68	120.10
1	B	173	ARG	NE-CZ-NH2	-5.99	117.31	120.30
1	N	68	MET	CA-CB-CG	-5.99	103.12	113.30
1	ga	168	PHE	CB-CG-CD1	-5.99	116.61	120.80
1	gv	59	VAL	CG1-CB-CG2	-5.99	101.32	110.90
1	gB	154	ARG	NH1-CZ-NH2	5.99	125.99	119.40
1	hb	23	TRP	CG-CD1-NE1	-5.99	104.11	110.10
1	hJ	108	THR	CA-CB-CG2	-5.99	104.02	112.40
1	j7	43	LEU	CB-CG-CD1	5.99	121.18	111.00
1	jU	162	ARG	NE-CZ-NH2	-5.99	117.31	120.30
1	kI	163	ASP	CB-CG-OD1	5.99	123.69	118.30
1	2y	41	SER	N-CA-CB	5.99	119.48	110.50
1	35	130	TYR	CD1-CG-CD2	-5.99	111.31	117.90
1	3F	142	VAL	O-C-N	-5.99	113.12	122.70
1	3G	80	TRP	CB-CG-CD1	-5.99	119.22	127.00
1	45	84	HIS	CA-CB-CG	5.99	123.78	113.60
1	4X	23	TRP	CB-CG-CD1	-5.99	119.21	127.00
1	6b	152	ASP	CB-CG-OD2	-5.99	112.91	118.30
1	6J	190	LEU	CB-CG-CD1	-5.99	100.82	111.00
1	7m	77	ALA	CB-CA-C	-5.99	101.12	110.10

Continued on next page...

Continued from previous page...

Mol	Chain	Res	Type	Atoms	Z	Observed(°)	Ideal(°)
1	7A	169	TYR	CD1-CE1-CZ	5.99	125.19	119.80
1	9u	168	PHE	CB-CG-CD2	5.99	124.99	120.80
1	9G	5	ASN	O-C-N	-5.99	113.12	122.70
1	ac	200	THR	CA-CB-CG2	-5.99	104.02	112.40
1	as	133	TRP	CB-CG-CD2	-5.99	118.81	126.60
1	aT	45	GLU	CG-CD-OE1	5.99	130.28	118.30
1	aX	164	TYR	CB-CG-CD2	-5.99	117.41	121.00
1	bb	165	VAL	CG1-CB-CG2	-5.99	101.32	110.90
1	bl	107	THR	CA-CB-CG2	-5.99	104.02	112.40
1	d2	66	MET	CG-SD-CE	-5.99	90.62	100.20
1	el	81	ASP	CB-CG-OD2	5.99	123.69	118.30
1	eS	72	THR	CA-CB-CG2	5.99	120.78	112.40
1	f3	149	SER	O-C-N	-5.99	113.12	122.70
1	fl	115	ILE	CA-CB-CG1	5.99	122.38	111.00
1	d	105	ALA	CB-CA-C	5.99	119.08	110.10
1	o	97	ARG	NH1-CZ-NH2	-5.99	112.81	119.40
1	t	117	TRP	CB-CG-CD1	5.99	134.79	127.00
1	v	226	HIS	CB-CA-C	5.99	122.38	110.40
1	h8	82	ARG	NE-CZ-NH2	-5.99	117.31	120.30
1	hb	221	VAL	CA-CB-CG1	5.99	119.88	110.90
1	hi	169	TYR	CB-CG-CD1	5.99	124.59	121.00
1	io	38	PRO	N-CD-CG	5.99	112.18	103.20
1	j1	40	PHE	CB-CG-CD2	-5.99	116.61	120.80
1	34	78	ALA	N-CA-CB	-5.99	101.72	110.10
1	4y	163	ASP	CB-CG-OD2	-5.99	112.91	118.30
1	4S	96	MET	CG-SD-CE	-5.99	90.62	100.20
1	66	173	ARG	NE-CZ-NH1	5.99	123.29	120.30
1	6a	107	THR	CA-CB-CG2	-5.99	104.02	112.40
1	6v	169	TYR	CB-CG-CD2	5.99	124.59	121.00
1	6G	25	LYS	N-CA-CB	5.99	121.38	110.60
1	7l	37	ILE	CA-C-O	-5.99	107.53	120.10
1	7s	215	MET	CG-SD-CE	-5.99	90.62	100.20
1	8S	128	GLU	OE1-CD-OE2	-5.99	116.11	123.30
1	a9	133	TRP	CG-CD2-CE3	-5.99	128.51	133.90
1	ak	189	LEU	CB-CG-CD2	5.99	121.18	111.00
1	av	221	VAL	CA-CB-CG2	-5.99	101.92	110.90
1	aX	110	THR	CA-CB-CG2	-5.99	104.02	112.40
1	bc	164	TYR	CB-CG-CD2	-5.99	117.41	121.00
1	di	166	ASP	CB-CG-OD2	5.99	123.69	118.30
1	p	221	VAL	CG1-CB-CG2	-5.99	101.32	110.90
1	gh	169	TYR	CG-CD1-CE1	-5.99	116.51	121.30
1	gk	18	ARG	NE-CZ-NH2	5.99	123.29	120.30

Continued on next page...

Continued from previous page...

Mol	Chain	Res	Type	Atoms	Z	Observed(°)	Ideal(°)
1	gk	161	PHE	CB-CG-CD2	-5.99	116.61	120.80
1	gI	14	ALA	N-CA-CB	-5.99	101.72	110.10
1	gP	216	THR	CA-CB-CG2	-5.99	104.02	112.40
1	i7	24	VAL	CA-CB-CG1	-5.99	101.92	110.90
1	io	221	VAL	CG1-CB-CG2	5.99	120.48	110.90
1	iS	2	ILE	N-CA-CB	5.99	124.56	110.80
1	1W	100	ARG	NE-CZ-NH2	-5.99	117.31	120.30
1	1W	189	LEU	CB-CG-CD1	5.99	121.17	111.00
1	jT	18	ARG	NE-CZ-NH1	-5.99	117.31	120.30
1	k6	162	ARG	NE-CZ-NH2	-5.99	117.31	120.30
1	kR	80	TRP	CB-CG-CD1	-5.99	119.22	127.00
1	kX	174	ALA	O-C-N	-5.99	113.12	122.70
1	l7	130	TYR	CD1-CE1-CZ	5.99	125.19	119.80
1	2K	51	ASP	CB-CG-OD1	5.99	123.69	118.30
1	2U	152	ASP	CB-CG-OD1	5.99	123.69	118.30
1	35	130	TYR	CG-CD2-CE2	5.99	126.09	121.30
1	3R	23	TRP	CB-CG-CD1	-5.99	119.22	127.00
1	53	18	ARG	NE-CZ-NH1	5.99	123.29	120.30
1	5o	26	VAL	CA-C-N	5.99	130.37	117.20
1	5H	27	VAL	N-CA-CB	-5.99	98.33	111.50
1	6n	81	ASP	CB-CG-OD2	5.99	123.69	118.30
1	6D	64	ALA	N-CA-CB	5.99	118.48	110.10
1	7a	166	ASP	CB-CG-OD1	5.99	123.69	118.30
1	7i	178	SER	CB-CA-C	5.99	121.47	110.10
1	7Z	37	ILE	O-C-N	-5.99	109.73	121.10
1	89	66	MET	CG-SD-CE	-5.99	90.62	100.20
1	95	162	ARG	NH1-CZ-NH2	-5.99	112.82	119.40
1	9M	117	TRP	O-C-N	-5.99	113.12	122.70
1	c6	188	THR	N-CA-CB	5.99	121.67	110.30
1	cE	108	THR	N-CA-CB	5.99	121.67	110.30
1	cH	145	TYR	CG-CD1-CE1	-5.99	116.51	121.30
1	cZ	97	ARG	NE-CZ-NH2	5.99	123.29	120.30
1	et	125	PRO	O-C-N	-5.99	113.12	122.70
1	eR	51	ASP	CB-CG-OD2	5.99	123.69	118.30
1	f6	164	TYR	CG-CD1-CE1	-5.99	116.51	121.30
1	fy	126	VAL	CA-CB-CG1	-5.99	101.92	110.90
1	fL	18	ARG	NH1-CZ-NH2	-5.99	112.82	119.40
1	fY	230	VAL	CG1-CB-CG2	-5.99	101.32	110.90
1	g9	169	TYR	CB-CG-CD1	-5.98	117.41	121.00
1	gW	42	ALA	N-CA-CB	-5.98	101.72	110.10
1	hs	14	ALA	N-CA-CB	-5.98	101.72	110.10
1	li	93	PRO	N-CD-CG	5.98	112.17	103.20

Continued on next page...

Continued from previous page...

Mol	Chain	Res	Type	Atoms	Z	Observed(°)	Ideal(°)
1	2U	178	SER	C-N-CA	5.98	136.66	121.70
1	3q	118	MET	CB-CA-C	-5.98	98.43	110.40
1	3I	164	TYR	CB-CG-CD2	-5.98	117.41	121.00
1	4T	163	ASP	CB-CG-OD1	5.98	123.69	118.30
1	8l	168	PHE	CB-CG-CD2	-5.98	116.61	120.80
1	9r	133	TRP	CB-CG-CD2	5.98	134.38	126.60
1	9D	68	MET	CG-SD-CE	-5.98	90.63	100.20
1	cy	177	ALA	CB-CA-C	5.98	119.08	110.10
1	1h	198	CYS	O-C-N	-5.98	113.12	122.70
1	1q	220	GLY	O-C-N	-5.98	113.12	122.70
1	eR	187	GLU	N-CA-CB	-5.98	99.83	110.60
1	fC	163	ASP	CB-CG-OD2	5.98	123.69	118.30
1	gq	80	TRP	CB-CG-CD1	5.98	134.78	127.00
1	gA	136	LEU	O-C-N	-5.98	113.03	123.20
1	hB	58	THR	N-CA-CB	5.98	121.67	110.30
1	i1	188	THR	N-CA-CB	5.98	121.67	110.30
1	ih	78	ALA	CB-CA-C	-5.98	101.13	110.10
1	1R	130	TYR	CB-CG-CD1	-5.98	117.41	121.00
1	js	82	ARG	NE-CZ-NH2	-5.98	117.31	120.30
1	jR	143	ARG	NE-CZ-NH1	-5.98	117.31	120.30
1	ka	51	ASP	CB-CG-OD2	-5.98	112.92	118.30
1	l2	59	VAL	CG1-CB-CG2	-5.98	101.33	110.90
1	2i	91	ILE	O-C-N	-5.98	113.13	122.70
1	2K	197	ASP	CB-CG-OD1	-5.98	112.92	118.30
1	3G	105	ALA	N-CA-CB	-5.98	101.72	110.10
1	3W	77	ALA	CB-CA-C	5.98	119.07	110.10
1	4c	15	ILE	O-C-N	-5.98	113.13	122.70
1	4X	32	PHE	CB-CG-CD2	5.98	124.99	120.80
1	5m	168	PHE	CB-CG-CD1	5.98	124.99	120.80
1	5z	59	VAL	CA-CB-CG1	5.98	119.87	110.90
1	5D	9	GLN	CB-CA-C	5.98	122.36	110.40
1	5W	134	ILE	O-C-N	-5.98	113.13	122.70
1	7V	208	ALA	CB-CA-C	5.98	119.07	110.10
1	86	51	ASP	CB-CG-OD2	5.98	123.68	118.30
1	8g	167	ARG	NE-CZ-NH2	5.98	123.29	120.30
1	90	97	ARG	NE-CZ-NH1	5.98	123.29	120.30
1	9t	196	PRO	N-CA-CB	5.98	110.48	103.30
1	a4	185	MET	CG-SD-CE	-5.98	90.63	100.20
1	af	95	GLN	O-C-N	-5.98	113.13	122.70
1	aF	132	ARG	NH1-CZ-NH2	-5.98	112.82	119.40
1	bD	186	THR	CA-CB-CG2	5.98	120.77	112.40
1	1a	128	GLU	OE1-CD-OE2	-5.98	116.12	123.30

Continued on next page...

Continued from previous page...

Mol	Chain	Res	Type	Atoms	Z	Observed(°)	Ideal(°)
1	ca	133	TRP	CD1-NE1-CE2	5.98	114.38	109.00
1	do	184	TRP	CG-CD2-CE3	-5.98	128.52	133.90
1	e1	144	MET	CG-SD-CE	-5.98	90.63	100.20
1	eW	229	ARG	CG-CD-NE	-5.98	99.24	111.80
1	fg	100	ARG	NE-CZ-NH1	5.98	123.29	120.30
1	fB	58	THR	CA-CB-CG2	-5.98	104.02	112.40
1	fS	185	MET	CG-SD-CE	-5.98	90.63	100.20
1	G	132	ARG	O-C-N	-5.98	113.13	122.70
1	ht	196	PRO	N-CD-CG	5.98	112.17	103.20
1	hz	166	ASP	CB-CG-OD1	5.98	123.68	118.30
1	jT	132	ARG	NE-CZ-NH2	5.98	123.29	120.30
1	k7	130	TYR	CG-CD1-CE1	-5.98	116.52	121.30
1	l5	164	TYR	CB-CG-CD1	-5.98	117.41	121.00
1	lJ	100	ARG	NH1-CZ-NH2	-5.98	112.82	119.40
1	2o	161	PHE	CB-CG-CD2	-5.98	116.61	120.80
1	2S	12	HIS	N-CA-CB	5.98	121.36	110.60
1	3e	157	PRO	N-CA-CB	5.98	110.48	103.30
1	3o	173	ARG	NE-CZ-NH1	5.98	123.29	120.30
1	3S	145	TYR	O-C-N	-5.98	113.13	122.70
1	3Y	184	TRP	NE1-CE2-CZ2	-5.98	123.82	130.40
1	7l	103	ASP	CB-CG-OD1	5.98	123.68	118.30
1	9b	169	TYR	CB-CG-CD1	-5.98	117.41	121.00
1	9G	130	TYR	CB-CG-CD2	-5.98	117.41	121.00
1	a0	161	PHE	CB-CG-CD1	-5.98	116.61	120.80
1	a5	161	PHE	CB-CG-CD2	-5.98	116.61	120.80
1	aI	4	GLN	N-CA-CB	5.98	121.36	110.60
1	aY	128	GLU	N-CA-CB	-5.98	99.83	110.60
1	bt	26	VAL	CG1-CB-CG2	-5.98	101.33	110.90
1	dg	164	TYR	CD1-CE1-CZ	-5.98	114.42	119.80
1	dB	229	ARG	NH1-CZ-NH2	5.98	125.98	119.40
1	dW	215	MET	CG-SD-CE	-5.98	90.63	100.20
1	en	190	LEU	CB-CG-CD2	-5.98	100.83	111.00
1	en	229	ARG	NH1-CZ-NH2	-5.98	112.82	119.40
1	ew	154	ARG	NE-CZ-NH2	5.98	123.29	120.30
1	1s	165	VAL	O-C-N	-5.98	113.13	122.70
1	J	100	ARG	NE-CZ-NH2	-5.98	117.31	120.30
1	hq	159	GLU	OE1-CD-OE2	-5.98	116.12	123.30
1	hx	133	TRP	CG-CD2-CE3	5.98	139.28	133.90
1	iP	161	PHE	CB-CG-CD2	5.98	124.98	120.80
1	35	133	TRP	CB-CG-CD1	5.98	134.77	127.00
1	4B	43	LEU	CB-CA-C	-5.98	98.84	110.20
1	67	169	TYR	CB-CG-CD2	5.98	124.59	121.00

Continued on next page...

Continued from previous page...

Mol	Chain	Res	Type	Atoms	Z	Observed(°)	Ideal(°)
1	6b	226	HIS	CA-CB-CG	5.98	123.76	113.60
1	76	144	MET	CG-SD-CE	-5.98	90.63	100.20
1	7B	152	ASP	CB-CA-C	-5.98	98.44	110.40
1	a6	28	GLU	CB-CA-C	5.98	122.36	110.40
1	bF	84	HIS	CA-CB-CG	5.98	123.77	113.60
1	ch	23	TRP	CB-CG-CD2	5.98	134.37	126.60
1	cS	168	PHE	O-C-N	-5.98	113.13	122.70
1	fA	132	ARG	N-CA-CB	5.98	121.36	110.60
1	fW	80	TRP	CD1-CG-CD2	5.98	111.08	106.30
1	T	132	ARG	NE-CZ-NH2	5.98	123.29	120.30
1	gq	163	ASP	CB-CG-OD2	5.98	123.68	118.30
1	gY	169	TYR	CB-CG-CD2	-5.98	117.41	121.00
1	h8	96	MET	O-C-N	-5.98	113.14	122.70
1	hr	48	THR	N-CA-CB	5.98	121.66	110.30
1	hz	168	PHE	CB-CG-CD1	5.98	124.98	120.80
1	hP	68	MET	CG-SD-CE	-5.98	90.64	100.20
1	lO	211	LEU	CB-CA-C	5.98	121.56	110.20
1	ka	18	ARG	NH1-CZ-NH2	5.98	125.98	119.40
1	kJ	133	TRP	CZ3-CH2-CZ2	-5.98	114.43	121.60
1	kM	162	ARG	NE-CZ-NH2	-5.98	117.31	120.30
1	ld	41	SER	O-C-N	-5.98	113.14	122.70
1	lp	58	THR	CA-CB-CG2	-5.98	104.03	112.40
1	36	166	ASP	CB-CG-OD2	-5.98	112.92	118.30
1	4f	68	MET	CG-SD-CE	-5.98	90.64	100.20
1	5W	108	THR	N-CA-CB	5.98	121.66	110.30
1	6u	24	VAL	CA-CB-CG2	-5.98	101.93	110.90
1	6y	98	GLU	O-C-N	-5.98	109.74	121.10
1	7V	1	PRO	N-CD-CG	5.98	112.17	103.20
1	8C	219	GLN	CB-CA-C	5.98	122.35	110.40
1	8D	117	TRP	CE2-CD2-CG	-5.98	102.52	107.30
1	9e	200	THR	CA-CB-CG2	5.98	120.77	112.40
1	aL	216	THR	CA-CB-CG2	-5.98	104.03	112.40
1	b1	154	ARG	CG-CD-NE	-5.98	99.25	111.80
1	cy	9	GLN	CA-CB-CG	5.98	126.55	113.40
1	cz	18	ARG	NE-CZ-NH2	-5.98	117.31	120.30
1	cW	128	GLU	N-CA-CB	5.98	121.36	110.60
1	d5	42	ALA	N-CA-CB	-5.98	101.73	110.10
1	f0	163	ASP	CB-CG-OD1	5.98	123.68	118.30
1	f3	130	TYR	CG-CD2-CE2	5.98	126.08	121.30
1	fj	169	TYR	CG-CD1-CE1	-5.98	116.52	121.30
1	fy	144	MET	CG-SD-CE	-5.98	90.64	100.20
1	fR	3	VAL	CG1-CB-CG2	-5.98	101.34	110.90

Continued on next page...

Continued from previous page...

Mol	Chain	Res	Type	Atoms	Z	Observed(°)	Ideal(°)
1	fZ	100	ARG	NE-CZ-NH1	5.98	123.29	120.30
1	hz	163	ASP	CB-CG-OD2	5.98	123.68	118.30
1	iQ	200	THR	N-CA-CB	5.98	121.65	110.30
1	jn	173	ARG	NH1-CZ-NH2	-5.98	112.83	119.40
1	jz	176	GLN	CG-CD-OE1	5.98	133.55	121.60
1	k4	164	TYR	CB-CG-CD2	-5.98	117.41	121.00
1	2f	80	TRP	CD1-CG-CD2	-5.98	101.52	106.30
1	5R	229	ARG	NE-CZ-NH2	-5.98	117.31	120.30
1	75	26	VAL	CG1-CB-CG2	-5.98	101.34	110.90
1	98	218	CYS	CA-CB-SG	-5.98	103.24	114.00
1	bb	130	TYR	CB-CG-CD2	-5.98	117.41	121.00
1	br	32	PHE	CB-CG-CD1	-5.98	116.62	120.80
1	1q	48	THR	CA-CB-CG2	-5.98	104.03	112.40
1	B	80	TRP	CB-CG-CD1	-5.98	119.23	127.00
1	gs	130	TYR	O-C-N	-5.97	113.14	122.70
1	gD	164	TYR	CZ-CE2-CD2	-5.97	114.42	119.80
1	gF	18	ARG	NE-CZ-NH1	5.97	123.29	120.30
1	hx	184	TRP	CZ3-CH2-CZ2	5.97	128.77	121.60
1	hI	185	MET	CG-SD-CE	-5.97	90.64	100.20
1	hQ	169	TYR	O-C-N	-5.97	113.14	122.70
1	i2	166	ASP	CB-CG-OD2	-5.97	112.92	118.30
1	ij	133	TRP	CB-CG-CD1	-5.97	119.23	127.00
1	jw	204	ALA	N-CA-CB	-5.97	101.73	110.10
1	k2	152	ASP	CB-CG-OD2	-5.97	112.92	118.30
1	ke	40	PHE	CB-CG-CD1	5.97	124.98	120.80
1	ld	209	ALA	O-C-N	-5.97	113.14	122.70
1	4b	71	GLU	OE1-CD-OE2	-5.97	116.13	123.30
1	4U	23	TRP	CZ3-CH2-CZ2	-5.97	114.43	121.60
1	4Z	62	HIS	O-C-N	-5.97	113.14	122.70
1	6q	167	ARG	CG-CD-NE	-5.97	99.25	111.80
1	7m	161	PHE	CB-CG-CD1	5.97	124.98	120.80
1	7n	157	PRO	O-C-N	-5.97	113.14	122.70
1	7U	97	ARG	NE-CZ-NH2	-5.97	117.31	120.30
1	8w	164	TYR	CZ-CE2-CD2	-5.97	114.42	119.80
1	9j	218	CYS	N-CA-CB	5.97	121.36	110.60
1	9V	133	TRP	CZ3-CH2-CZ2	-5.97	114.43	121.60
1	aC	32	PHE	CD1-CE1-CZ	-5.97	112.93	120.10
1	aX	191	VAL	CA-CB-CG1	-5.97	101.94	110.90
1	bV	161	PHE	CB-CG-CD2	5.97	124.98	120.80
1	1g	40	PHE	CB-CG-CD2	5.97	124.98	120.80
1	dN	171	THR	CA-CB-CG2	5.97	120.77	112.40
1	dU	164	TYR	CG-CD1-CE1	-5.97	116.52	121.30

Continued on next page...

Continued from previous page...

Mol	Chain	Res	Type	Atoms	Z	Observed(°)	Ideal(°)
1	1r	197	ASP	CB-CG-OD1	5.97	123.68	118.30
1	eE	186	THR	CA-CB-CG2	-5.97	104.04	112.40
1	f6	161	PHE	CB-CG-CD2	-5.97	116.62	120.80
1	fi	231	LEU	CB-CG-CD1	5.97	121.16	111.00
1	h	168	PHE	CB-CG-CD1	5.97	124.98	120.80
1	s	154	ARG	NE-CZ-NH1	5.97	123.29	120.30
1	gn	108	THR	CA-CB-CG2	-5.97	104.04	112.40
1	hi	149	SER	N-CA-CB	5.97	119.46	110.50
1	hl	110	THR	CA-CB-CG2	-5.97	104.04	112.40
1	hz	164	TYR	CB-CG-CD1	5.97	124.58	121.00
1	jq	181	VAL	CA-CB-CG2	-5.97	101.94	110.90
1	ko	169	TYR	CB-CG-CD1	-5.97	117.42	121.00
1	kM	71	GLU	OE1-CD-OE2	-5.97	116.13	123.30
1	kU	169	TYR	CG-CD2-CE2	5.97	126.08	121.30
1	l4	166	ASP	CB-CG-OD1	5.97	123.67	118.30
1	lC	193	ASN	CB-CA-C	-5.97	98.45	110.40
1	lI	100	ARG	NE-CZ-NH1	5.97	123.29	120.30
1	2a	43	LEU	CB-CG-CD2	-5.97	100.85	111.00
1	2o	133	TRP	CB-CG-CD2	-5.97	118.84	126.60
1	2t	148	THR	CA-CB-OG1	5.97	121.54	109.00
1	2A	27	VAL	CA-CB-CG2	5.97	119.86	110.90
1	2Y	96	MET	CG-SD-CE	5.97	109.75	100.20
1	3g	168	PHE	CB-CG-CD1	5.97	124.98	120.80
1	3I	103	ASP	CB-CG-OD1	5.97	123.67	118.30
1	4I	23	TRP	CG-CD2-CE3	5.97	139.28	133.90
1	65	97	ARG	NE-CZ-NH2	-5.97	117.31	120.30
1	6L	205	LEU	CB-CG-CD2	5.97	121.15	111.00
1	6T	161	PHE	CB-CG-CD2	-5.97	116.62	120.80
1	7p	118	MET	CG-SD-CE	5.97	109.75	100.20
1	7P	188	THR	CA-CB-CG2	-5.97	104.04	112.40
1	7V	155	GLN	O-C-N	-5.97	113.05	123.20
1	8N	168	PHE	CB-CG-CD1	-5.97	116.62	120.80
1	8Q	163	ASP	CB-CG-OD2	5.97	123.67	118.30
1	8Z	167	ARG	NE-CZ-NH1	5.97	123.29	120.30
1	9q	117	TRP	CB-CG-CD2	5.97	134.36	126.60
1	9B	126	VAL	O-C-N	-5.97	113.05	123.20
1	aN	1	PRO	N-CA-CB	5.97	110.47	103.30
1	aY	143	ARG	NH1-CZ-NH2	-5.97	112.83	119.40
1	bc	169	TYR	CB-CG-CD1	-5.97	117.42	121.00
1	br	17	PRO	N-CA-CB	-5.97	96.03	102.60
1	c9	164	TYR	CB-CG-CD1	-5.97	117.42	121.00
1	cD	226	HIS	CA-CB-CG	5.97	123.75	113.60

Continued on next page...

Continued from previous page...

Mol	Chain	Res	Type	Atoms	Z	Observed(°)	Ideal(°)
1	d7	130	TYR	CZ-CE2-CD2	-5.97	114.42	119.80
1	dh	119	THR	CA-CB-CG2	-5.97	104.04	112.40
1	dr	3	VAL	CA-CB-CG2	5.97	119.86	110.90
1	dW	86	VAL	CA-CB-CG2	5.97	119.86	110.90
1	et	40	PHE	CB-CG-CD2	-5.97	116.62	120.80
1	eR	143	ARG	NE-CZ-NH1	5.97	123.29	120.30
1	eS	97	ARG	NE-CZ-NH1	5.97	123.29	120.30
1	f3	47	ALA	N-CA-CB	-5.97	101.74	110.10
1	O	154	ARG	NH1-CZ-NH2	-5.97	112.83	119.40
1	gT	96	MET	CG-SD-CE	-5.97	90.65	100.20
1	h6	154	ARG	NE-CZ-NH2	5.97	123.29	120.30
1	hp	100	ARG	NH1-CZ-NH2	-5.97	112.83	119.40
1	kL	72	THR	N-CA-CB	5.97	121.64	110.30
1	2V	28	GLU	OE1-CD-OE2	-5.97	116.14	123.30
1	5v	145	TYR	CB-CG-CD2	5.97	124.58	121.00
1	5Y	79	GLU	O-C-N	-5.97	113.15	122.70
1	68	117	TRP	CB-CG-CD1	5.97	134.76	127.00
1	6y	229	ARG	NH1-CZ-NH2	-5.97	112.83	119.40
1	7I	154	ARG	NE-CZ-NH1	-5.97	117.31	120.30
1	8z	80	TRP	CE2-CD2-CG	5.97	112.08	107.30
1	9p	133	TRP	CD1-CG-CD2	5.97	111.08	106.30
1	aw	214	MET	CG-SD-CE	-5.97	90.65	100.20
1	aH	229	ARG	NE-CZ-NH2	-5.97	117.31	120.30
1	bA	173	ARG	CG-CD-NE	-5.97	99.26	111.80
1	c4	133	TRP	CB-CG-CD1	-5.97	119.24	127.00
1	cm	40	PHE	CG-CD2-CE2	-5.97	114.23	120.80
1	ln	154	ARG	NE-CZ-NH1	5.97	123.28	120.30
1	eU	210	THR	N-CA-CB	5.97	121.64	110.30
1	fJ	168	PHE	CB-CG-CD1	-5.97	116.62	120.80
1	ge	97	ARG	NE-CZ-NH2	5.97	123.28	120.30
1	gu	18	ARG	NE-CZ-NH1	5.97	123.28	120.30
1	gx	18	ARG	NE-CZ-NH2	-5.97	117.31	120.30
1	hH	163	ASP	CB-CG-OD2	5.97	123.67	118.30
1	il	18	ARG	NH1-CZ-NH2	-5.97	112.83	119.40
1	jt	175	GLU	OE1-CD-OE2	-5.97	116.14	123.30
1	ju	83	LEU	CB-CG-CD2	-5.97	100.85	111.00
1	jz	154	ARG	NH1-CZ-NH2	-5.97	112.83	119.40
1	jE	226	HIS	CA-CB-CG	5.97	123.75	113.60
1	kk	214	MET	CG-SD-CE	-5.97	90.65	100.20
1	kC	79	GLU	OE1-CD-OE2	-5.97	116.14	123.30
1	lA	40	PHE	CB-CG-CD2	5.97	124.98	120.80
1	lH	186	THR	CA-CB-CG2	5.97	120.76	112.40

Continued on next page...

Continued from previous page...

Mol	Chain	Res	Type	Atoms	Z	Observed(°)	Ideal(°)
1	2i	32	PHE	CB-CG-CD2	-5.97	116.62	120.80
1	2r	159	GLU	N-CA-CB	-5.97	99.85	110.60
1	31	82	ARG	NH1-CZ-NH2	-5.97	112.83	119.40
1	3b	19	THR	CA-CB-CG2	-5.97	104.04	112.40
1	4d	145	TYR	CB-CG-CD1	-5.97	117.42	121.00
1	5g	154	ARG	CD-NE-CZ	5.97	131.96	123.60
1	5H	31	ALA	CB-CA-C	5.97	119.05	110.10
1	8a	62	HIS	CA-CB-CG	5.97	123.75	113.60
1	8s	169	TYR	CG-CD2-CE2	-5.97	116.53	121.30
1	9a	90	PRO	N-CA-CB	-5.97	96.03	102.60
1	a4	12	HIS	CA-CB-CG	5.97	123.75	113.60
1	ar	59	VAL	CA-CB-CG2	-5.97	101.94	110.90
1	bh	67	GLN	CA-CB-CG	5.97	126.53	113.40
1	bj	152	ASP	CB-CG-OD2	5.97	123.67	118.30
1	bk	163	ASP	O-C-N	-5.97	113.15	122.70
1	by	169	TYR	CG-CD2-CE2	5.97	126.08	121.30
1	bA	78	ALA	CB-CA-C	-5.97	101.15	110.10
1	cx	27	VAL	O-C-N	-5.97	113.15	122.70
1	cF	73	ILE	CA-CB-CG1	5.97	122.34	111.00
1	dC	96	MET	CG-SD-CE	-5.97	90.65	100.20
1	ee	103	ASP	CB-CG-OD2	5.97	123.67	118.30
1	1q	97	ARG	O-C-N	-5.97	113.15	122.70
1	g3	119	THR	CA-CB-OG1	5.97	121.54	109.00
1	hp	169	TYR	CG-CD2-CE2	-5.97	116.53	121.30
1	hq	142	VAL	CA-CB-CG2	-5.97	101.95	110.90
1	ik	42	ALA	N-CA-CB	-5.97	101.74	110.10
1	in	130	TYR	CB-CG-CD2	-5.97	117.42	121.00
1	j4	164	TYR	CG-CD1-CE1	-5.97	116.53	121.30
1	jX	169	TYR	CB-CG-CD2	-5.97	117.42	121.00
1	l7	152	ASP	CB-CG-OD1	5.97	123.67	118.30
1	la	75	GLU	OE1-CD-OE2	-5.97	116.14	123.30
1	2w	168	PHE	CG-CD1-CE1	-5.97	114.24	120.80
1	32	177	ALA	O-C-N	-5.97	113.15	122.70
1	37	164	TYR	CB-CG-CD1	-5.97	117.42	121.00
1	3t	144	MET	CG-SD-CE	-5.97	90.65	100.20
1	3H	152	ASP	CB-CG-OD1	5.97	123.67	118.30
1	4a	15	ILE	O-C-N	-5.97	113.15	122.70
1	5g	27	VAL	CA-CB-CG2	-5.97	101.95	110.90
1	7z	1	PRO	N-CA-CB	5.97	110.46	103.30
1	9t	230	VAL	CA-CB-CG1	5.97	119.85	110.90
1	aQ	162	ARG	NE-CZ-NH2	-5.97	117.32	120.30
1	bb	130	TYR	CB-CG-CD1	5.97	124.58	121.00

Continued on next page...

Continued from previous page...

Mol	Chain	Res	Type	Atoms	Z	Observed(°)	Ideal(°)
1	dv	74	ASN	O-C-N	-5.97	113.15	122.70
1	e0	132	ARG	NE-CZ-NH2	5.97	123.28	120.30
1	fu	142	VAL	CA-CB-CG1	5.97	119.85	110.90
1	H	165	VAL	CG1-CB-CG2	-5.97	101.35	110.90
1	gD	153	ILE	O-C-N	-5.97	113.15	122.70
1	hD	145	TYR	CG-CD2-CE2	-5.97	116.53	121.30
1	1N	81	ASP	CB-CG-OD2	5.97	123.67	118.30
1	i7	130	TYR	CB-CG-CD2	-5.97	117.42	121.00
1	in	111	LEU	CB-CG-CD1	5.97	121.14	111.00
1	iH	210	THR	N-CA-CB	5.97	121.64	110.30
1	iV	168	PHE	CB-CG-CD2	5.97	124.98	120.80
1	jd	44	SER	N-CA-CB	5.97	119.45	110.50
1	jz	109	SER	N-CA-CB	5.97	119.45	110.50
1	1X	162	ARG	NE-CZ-NH1	5.97	123.28	120.30
1	jN	132	ARG	CG-CD-NE	-5.97	99.27	111.80
1	kr	169	TYR	CB-CG-CD2	5.97	124.58	121.00
1	kZ	82	ARG	NE-CZ-NH1	5.97	123.28	120.30
1	la	145	TYR	CD1-CG-CD2	5.97	124.46	117.90
1	2i	168	PHE	CB-CG-CD2	5.97	124.98	120.80
1	2x	143	ARG	NE-CZ-NH1	5.97	123.28	120.30
1	2O	221	VAL	C-N-CA	5.97	134.83	122.30
1	3e	96	MET	CG-SD-CE	-5.97	90.65	100.20
1	3C	32	PHE	CZ-CE2-CD2	-5.97	112.94	120.10
1	3M	164	TYR	CB-CG-CD2	-5.97	117.42	121.00
1	4t	100	ARG	NE-CZ-NH2	-5.97	117.32	120.30
1	4J	145	TYR	CG-CD2-CE2	5.97	126.07	121.30
1	5i	132	ARG	CG-CD-NE	-5.97	99.27	111.80
1	78	100	ARG	NE-CZ-NH1	5.97	123.28	120.30
1	7N	229	ARG	NE-CZ-NH1	5.97	123.28	120.30
1	8d	58	THR	N-CA-CB	5.97	121.64	110.30
1	am	163	ASP	CB-CG-OD2	5.97	123.67	118.30
1	as	132	ARG	CD-NE-CZ	5.97	131.95	123.60
1	aK	11	VAL	CA-CB-CG2	-5.97	101.95	110.90
1	14	88	ALA	N-CA-CB	5.97	118.45	110.10
1	bf	4	GLN	N-CA-CB	5.97	121.34	110.60
1	bY	100	ARG	NE-CZ-NH2	-5.97	117.32	120.30
1	c2	132	ARG	NE-CZ-NH2	-5.97	117.32	120.30
1	d9	82	ARG	NE-CZ-NH1	5.97	123.28	120.30
1	da	65	ALA	N-CA-CB	-5.97	101.75	110.10
1	e5	133	TRP	CB-CG-CD1	5.97	134.76	127.00
1	eI	40	PHE	CB-CG-CD2	-5.97	116.62	120.80
1	eJ	18	ARG	NE-CZ-NH2	-5.97	117.32	120.30

Continued on next page...

Continued from previous page...

Mol	Chain	Res	Type	Atoms	Z	Observed(°)	Ideal(°)
1	fi	145	TYR	CB-CG-CD1	-5.97	117.42	121.00
1	fv	138	LEU	CB-CG-CD1	-5.97	100.86	111.00
1	hr	162	ARG	NE-CZ-NH2	-5.96	117.32	120.30
1	hy	173	ARG	NE-CZ-NH1	5.96	123.28	120.30
1	it	23	TRP	CD2-CE2-CZ2	-5.96	115.14	122.30
1	iY	100	ARG	NE-CZ-NH2	5.96	123.28	120.30
1	iZ	96	MET	CG-SD-CE	-5.96	90.66	100.20
1	iZ	154	ARG	NE-CZ-NH2	-5.96	117.32	120.30
1	ju	229	ARG	NH1-CZ-NH2	-5.96	112.84	119.40
1	jP	63	GLN	O-C-N	-5.96	113.16	122.70
1	kd	130	TYR	CG-CD2-CE2	5.96	126.07	121.30
1	kU	230	VAL	CG1-CB-CG2	5.96	120.44	110.90
1	lA	154	ARG	NE-CZ-NH2	-5.96	117.32	120.30
1	lR	193	ASN	O-C-N	-5.96	113.16	122.70
1	3G	100	ARG	NH1-CZ-NH2	-5.96	112.84	119.40
1	3Z	32	PHE	N-CA-CB	5.96	121.33	110.60
1	4d	19	THR	N-CA-CB	5.96	121.63	110.30
1	6Q	212	GLU	OE1-CD-OE2	-5.96	116.14	123.30
1	7a	39	MET	O-C-N	-5.96	113.16	122.70
1	7I	229	ARG	O-C-N	-5.96	113.16	122.70
1	7J	122	PRO	N-CA-CB	5.96	110.46	103.30
1	7M	18	ARG	NH1-CZ-NH2	-5.96	112.84	119.40
1	b2	100	ARG	NE-CZ-NH1	-5.96	117.32	120.30
1	cP	29	GLU	OE1-CD-OE2	-5.96	116.14	123.30
1	cW	228	ALA	O-C-N	-5.96	113.16	122.70
1	d8	74	ASN	CB-CA-C	-5.96	98.47	110.40
1	dz	210	THR	CA-CB-CG2	-5.96	104.05	112.40
1	ep	167	ARG	NE-CZ-NH2	-5.96	117.32	120.30
1	eq	80	TRP	CD1-NE1-CE2	5.96	114.37	109.00
1	L	154	ARG	N-CA-CB	5.96	121.34	110.60
1	gT	132	ARG	NE-CZ-NH1	5.96	123.28	120.30
1	1H	161	PHE	CB-CG-CD1	-5.96	116.63	120.80
1	hl	163	ASP	CB-CG-OD2	5.96	123.67	118.30
1	iX	177	ALA	N-CA-CB	5.96	118.45	110.10
1	j0	14	ALA	N-CA-CB	5.96	118.45	110.10
1	1W	154	ARG	NE-CZ-NH2	-5.96	117.32	120.30
1	60	200	THR	O-C-N	-5.96	113.16	122.70
1	6c	107	THR	CA-CB-CG2	-5.96	104.05	112.40
1	6B	22	ALA	CB-CA-C	-5.96	101.16	110.10
1	71	221	VAL	CA-CB-CG2	-5.96	101.95	110.90
1	7Q	230	VAL	CG1-CB-CG2	5.96	120.44	110.90
1	7R	40	PHE	CG-CD1-CE1	5.96	127.36	120.80

Continued on next page...

Continued from previous page...

Mol	Chain	Res	Type	Atoms	Z	Observed(°)	Ideal(°)
1	97	166	ASP	N-CA-CB	-5.96	99.87	110.60
1	bP	169	TYR	CB-CG-CD1	5.96	124.58	121.00
1	cy	149	SER	N-CA-CB	5.96	119.44	110.50
1	dK	55	MET	CG-SD-CE	-5.96	90.66	100.20
1	gg	173	ARG	NE-CZ-NH1	5.96	123.28	120.30
1	h3	23	TRP	CA-CB-CG	5.96	125.03	113.70
1	hP	117	TRP	CB-CG-CD1	5.96	134.75	127.00
1	kZ	64	ALA	N-CA-CB	5.96	118.45	110.10
1	33	2	ILE	CB-CA-C	5.96	123.52	111.60
1	3k	71	GLU	OE1-CD-OE2	-5.96	116.15	123.30
1	4f	217	ALA	N-CA-CB	5.96	118.45	110.10
1	4z	162	ARG	NE-CZ-NH2	-5.96	117.32	120.30
1	5u	182	LYS	O-C-N	-5.96	113.16	122.70
1	5x	69	LEU	CB-CG-CD1	-5.96	100.87	111.00
1	6v	82	ARG	NH1-CZ-NH2	-5.96	112.84	119.40
1	6F	184	TRP	CH2-CZ2-CE2	5.96	123.36	117.40
1	6P	96	MET	CG-SD-CE	-5.96	90.66	100.20
1	76	133	TRP	CB-CG-CD2	5.96	134.35	126.60
1	8o	97	ARG	O-C-N	-5.96	113.16	122.70
1	8J	93	PRO	CA-C-N	5.96	128.12	116.20
1	98	145	TYR	CB-CG-CD2	5.96	124.58	121.00
1	9f	32	PHE	CB-CG-CD1	5.96	124.97	120.80
1	al	160	PRO	N-CA-CB	5.96	110.45	103.30
1	aB	166	ASP	CB-CG-OD2	-5.96	112.94	118.30
1	aI	145	TYR	CB-CG-CD2	5.96	124.58	121.00
1	aJ	58	THR	CA-CB-CG2	-5.96	104.05	112.40
1	bh	168	PHE	CB-CG-CD1	5.96	124.97	120.80
1	bZ	117	TRP	CB-CG-CD2	-5.96	118.85	126.60
1	c9	24	VAL	O-C-N	-5.96	113.16	122.70
1	ct	23	TRP	CB-CG-CD2	5.96	134.35	126.60
1	ct	145	TYR	CB-CG-CD2	-5.96	117.42	121.00
1	cv	29	GLU	CG-CD-OE1	5.96	130.22	118.30
1	cC	55	MET	CG-SD-CE	-5.96	90.66	100.20
1	d4	126	VAL	CA-CB-CG1	-5.96	101.96	110.90
1	de	229	ARG	NE-CZ-NH2	5.96	123.28	120.30
1	ec	110	THR	O-C-N	-5.96	113.16	122.70
1	eH	164	TYR	CB-CG-CD1	5.96	124.58	121.00
1	eL	18	ARG	NH1-CZ-NH2	-5.96	112.84	119.40
1	fa	166	ASP	N-CA-CB	-5.96	99.87	110.60
1	fg	207	PRO	N-CA-CB	-5.96	96.04	102.60
1	fO	190	LEU	CB-CG-CD2	-5.96	100.87	111.00
1	c	32	PHE	CB-CG-CD1	-5.96	116.63	120.80

Continued on next page...

Continued from previous page...

Mol	Chain	Res	Type	Atoms	Z	Observed(°)	Ideal(°)
1	2	138	LEU	CB-CG-CD1	5.96	121.13	111.00
1	h1	163	ASP	CA-CB-CG	-5.96	100.29	113.40
1	j6	51	ASP	CB-CG-OD2	-5.96	112.94	118.30
1	l9	185	MET	CG-SD-CE	-5.96	90.67	100.20
1	2o	162	ARG	CG-CD-NE	-5.96	99.28	111.80
1	2V	76	GLU	OE1-CD-OE2	-5.96	116.15	123.30
1	4c	108	THR	CA-CB-CG2	-5.96	104.06	112.40
1	5V	159	GLU	OE1-CD-OE2	-5.96	116.15	123.30
1	7r	18	ARG	NE-CZ-NH2	5.96	123.28	120.30
1	96	32	PHE	CB-CG-CD2	-5.96	116.63	120.80
1	bd	82	ARG	NE-CZ-NH1	5.96	123.28	120.30
1	bh	26	VAL	CA-CB-CG1	5.96	119.84	110.90
1	c7	32	PHE	CB-CG-CD2	5.96	124.97	120.80
1	d5	229	ARG	NE-CZ-NH1	5.96	123.28	120.30
1	lp	86	VAL	O-C-N	-5.96	113.16	122.70
1	fi	105	ALA	C-N-CA	5.96	134.82	122.30
1	fm	169	TYR	CG-CD2-CE2	5.96	126.07	121.30
1	k	215	MET	CA-CB-CG	5.96	123.43	113.30
1	t	169	TYR	CG-CD2-CE2	-5.96	116.53	121.30
1	O	13	GLN	N-CA-CB	5.96	121.33	110.60
1	gr	151	LEU	CB-CG-CD2	5.96	121.13	111.00
1	gM	36	VAL	CA-CB-CG2	5.96	119.84	110.90
1	h7	161	PHE	CB-CG-CD2	-5.96	116.63	120.80
1	ik	164	TYR	CA-CB-CG	-5.96	102.08	113.40
1	iH	100	ARG	NE-CZ-NH1	5.96	123.28	120.30
1	kC	167	ARG	NE-CZ-NH1	5.96	123.28	120.30
1	23	152	ASP	CB-CG-OD2	5.96	123.66	118.30
1	lk	130	TYR	CZ-CE2-CD2	5.96	125.16	119.80
1	lN	130	TYR	CB-CG-CD1	5.96	124.58	121.00
1	3J	165	VAL	CA-CB-CG1	5.96	119.84	110.90
1	4r	22	ALA	N-CA-CB	-5.96	101.76	110.10
1	5f	132	ARG	NE-CZ-NH2	5.96	123.28	120.30
1	5h	128	GLU	OE1-CD-OE2	-5.96	116.15	123.30
1	6X	40	PHE	CB-CG-CD2	-5.96	116.63	120.80
1	6Z	50	GLN	CA-CB-CG	5.96	126.51	113.40
1	8N	108	THR	CA-CB-CG2	-5.96	104.06	112.40
1	16	130	TYR	CB-CG-CD2	-5.96	117.42	121.00
1	bf	154	ARG	CD-NE-CZ	5.96	131.94	123.60
1	bw	49	PRO	N-CD-CG	5.96	112.14	103.20
1	cW	120	HIS	O-C-N	-5.96	113.17	122.70
1	d6	132	ARG	NE-CZ-NH2	-5.96	117.32	120.30
1	e2	12	HIS	CA-CB-CG	5.96	123.73	113.60

Continued on next page...

Continued from previous page...

Mol	Chain	Res	Type	Atoms	Z	Observed(°)	Ideal(°)
1	fp	142	VAL	CA-CB-CG2	-5.96	101.96	110.90
1	h	182	LYS	O-C-N	-5.96	113.17	122.70
1	i	171	THR	CA-CB-CG2	-5.96	104.06	112.40
1	k	164	TYR	CG-CD2-CE2	-5.96	116.53	121.30
1	n	76	GLU	OE1-CD-OE2	-5.96	116.15	123.30
1	2	210	THR	CA-CB-CG2	-5.96	104.06	112.40
1	9	214	MET	CG-SD-CE	-5.96	90.67	100.20
1	gn	80	TRP	CD1-NE1-CE2	-5.96	103.64	109.00
1	h8	163	ASP	CB-CG-OD2	-5.96	112.94	118.30
1	i1	215	MET	CG-SD-CE	-5.96	90.67	100.20
1	i7	26	VAL	CG1-CB-CG2	-5.96	101.37	110.90
1	1U	192	GLN	CB-CA-C	-5.96	98.49	110.40
1	jc	173	ARG	CG-CD-NE	-5.96	99.29	111.80
1	kK	161	PHE	CB-CG-CD1	5.96	124.97	120.80
1	ls	40	PHE	CB-CG-CD2	5.96	124.97	120.80
1	2m	65	ALA	N-CA-CB	-5.96	101.76	110.10
1	2C	215	MET	CG-SD-CE	-5.96	90.67	100.20
1	3d	157	PRO	C-N-CA	5.96	136.59	121.70
1	4T	103	ASP	CB-CG-OD1	5.96	123.66	118.30
1	5c	51	ASP	CB-CG-OD1	5.96	123.66	118.30
1	5w	80	TRP	CD2-CE3-CZ3	5.96	126.54	118.80
1	5A	130	TYR	CB-CG-CD2	-5.96	117.43	121.00
1	6Y	148	THR	CA-CB-CG2	-5.96	104.06	112.40
1	7r	32	PHE	CB-CG-CD2	-5.96	116.63	120.80
1	8b	18	ARG	NH1-CZ-NH2	-5.96	112.85	119.40
1	9h	162	ARG	NE-CZ-NH1	5.96	123.28	120.30
1	9F	154	ARG	NE-CZ-NH1	5.96	123.28	120.30
1	as	143	ARG	NE-CZ-NH1	5.96	123.28	120.30
1	as	229	ARG	NE-CZ-NH2	-5.96	117.32	120.30
1	aQ	2	ILE	CA-CB-CG2	5.96	122.81	110.90
1	b2	97	ARG	NE-CZ-NH1	-5.96	117.32	120.30
1	ch	132	ARG	NE-CZ-NH2	-5.96	117.32	120.30
1	cH	23	TRP	CB-CG-CD2	5.96	134.34	126.60
1	d1	117	TRP	CD1-CG-CD2	5.96	111.07	106.30
1	1r	39	MET	CG-SD-CE	-5.96	90.67	100.20
1	fX	108	THR	CA-CB-CG2	-5.96	104.06	112.40
1	1B	173	ARG	NE-CZ-NH2	5.96	123.28	120.30
1	d	204	ALA	CB-CA-C	5.96	119.04	110.10
1	gK	82	ARG	NE-CZ-NH2	-5.96	117.32	120.30
1	gN	161	PHE	CB-CG-CD2	-5.96	116.63	120.80
1	ku	81	ASP	CB-CG-OD2	-5.96	112.94	118.30
1	44	167	ARG	NE-CZ-NH1	5.96	123.28	120.30

Continued on next page...

Continued from previous page...

Mol	Chain	Res	Type	Atoms	Z	Observed(°)	Ideal(°)
1	4k	120	HIS	O-C-N	-5.96	113.17	122.70
1	65	228	ALA	N-CA-CB	-5.96	101.76	110.10
1	80	40	PHE	CB-CG-CD1	-5.96	116.63	120.80
1	8Y	144	MET	CG-SD-CE	-5.96	90.67	100.20
1	9L	32	PHE	CB-CG-CD2	-5.96	116.63	120.80
1	am	18	ARG	NE-CZ-NH2	-5.96	117.32	120.30
1	bc	145	TYR	CB-CG-CD2	-5.96	117.43	121.00
1	bG	23	TRP	O-C-N	-5.96	113.17	122.70
1	di	103	ASP	CB-CG-OD2	-5.96	112.94	118.30
1	fD	166	ASP	CB-CG-OD2	-5.96	112.94	118.30
1	lz	86	VAL	CB-CA-C	5.96	122.72	111.40
1	hj	96	MET	CG-SD-CE	-5.95	90.67	100.20
1	hj	145	TYR	CZ-CE2-CD2	-5.95	114.44	119.80
1	hq	164	TYR	CB-CG-CD2	5.95	124.57	121.00
1	hx	80	TRP	CB-CG-CD1	5.95	134.74	127.00
1	is	215	MET	CG-SD-CE	5.95	109.72	100.20
1	iy	173	ARG	NE-CZ-NH2	-5.95	117.32	120.30
1	jL	48	THR	CA-CB-CG2	-5.95	104.07	112.40
1	lA	100	ARG	NE-CZ-NH2	-5.95	117.32	120.30
1	2b	145	TYR	CB-CG-CD1	5.95	124.57	121.00
1	2e	173	ARG	NE-CZ-NH2	-5.95	117.32	120.30
1	2z	32	PHE	CB-CG-CD1	-5.95	116.63	120.80
1	2E	48	THR	CA-CB-CG2	-5.95	104.07	112.40
1	2M	100	ARG	NE-CZ-NH1	5.95	123.28	120.30
1	3C	145	TYR	CD1-CE1-CZ	-5.95	114.44	119.80
1	3Z	80	TRP	CB-CG-CD2	5.95	134.34	126.60
1	4G	169	TYR	CG-CD1-CE1	5.95	126.06	121.30
1	5L	79	GLU	O-C-N	-5.95	113.17	122.70
1	6e	65	ALA	N-CA-CB	-5.95	101.77	110.10
1	7C	142	VAL	CG1-CB-CG2	-5.95	101.37	110.90
1	7X	40	PHE	CZ-CE2-CD2	-5.95	112.96	120.10
1	8G	23	TRP	CD1-CG-CD2	5.95	111.06	106.30
1	8O	133	TRP	CD1-NE1-CE2	5.95	114.36	109.00
1	8Z	201	ILE	O-C-N	-5.95	113.17	122.70
1	a1	145	TYR	CB-CG-CD2	5.95	124.57	121.00
1	aE	133	TRP	CB-CG-CD2	-5.95	118.86	126.60
1	aG	204	ALA	N-CA-CB	5.95	118.44	110.10
1	aP	154	ARG	CA-CB-CG	5.95	126.50	113.40
1	aZ	167	ARG	NE-CZ-NH2	5.95	123.28	120.30
1	b6	18	ARG	NH1-CZ-NH2	-5.95	112.85	119.40
1	ba	152	ASP	OD1-CG-OD2	-5.95	111.99	123.30
1	c4	181	VAL	CA-CB-CG2	-5.95	101.97	110.90

Continued on next page...

Continued from previous page...

Mol	Chain	Res	Type	Atoms	Z	Observed(°)	Ideal(°)
1	cu	71	GLU	OE1-CD-OE2	-5.95	116.16	123.30
1	lg	86	VAL	CA-CB-CG2	-5.95	101.97	110.90
1	ef	187	GLU	O-C-N	-5.95	113.17	122.70
1	eQ	82	ARG	NE-CZ-NH2	5.95	123.28	120.30
1	lv	166	ASP	CB-CG-OD1	5.95	123.66	118.30
1	fE	82	ARG	NE-CZ-NH2	-5.95	117.32	120.30
1	fF	171	THR	CA-CB-CG2	-5.95	104.06	112.40
1	J	14	ALA	O-C-N	-5.95	113.17	122.70
1	gg	133	TRP	CB-CG-CD2	5.95	134.34	126.60
1	gu	18	ARG	NE-CZ-NH2	-5.95	117.32	120.30
1	h0	80	TRP	CB-CG-CD2	5.95	134.34	126.60
1	jA	18	ARG	CD-NE-CZ	-5.95	115.27	123.60
1	k0	93	PRO	N-CD-CG	5.95	112.13	103.20
1	4D	197	ASP	CB-CG-OD1	5.95	123.66	118.30
1	4I	97	ARG	NE-CZ-NH2	-5.95	117.32	120.30
1	6d	9	GLN	CG-CD-OE1	-5.95	109.70	121.60
1	6e	107	THR	CA-CB-CG2	-5.95	104.07	112.40
1	7i	144	MET	CG-SD-CE	-5.95	90.68	100.20
1	8L	126	VAL	CA-CB-CG1	-5.95	101.97	110.90
1	9N	132	ARG	NE-CZ-NH2	-5.95	117.32	120.30
1	9T	40	PHE	CB-CG-CD2	-5.95	116.63	120.80
1	cd	66	MET	CG-SD-CE	5.95	109.72	100.20
1	cE	81	ASP	CB-CG-OD1	5.95	123.66	118.30
1	eW	35	GLU	OE1-CD-OE2	-5.95	116.16	123.30
1	f7	163	ASP	CB-CG-OD2	5.95	123.66	118.30
1	fA	119	THR	CA-CB-CG2	-5.95	104.07	112.40
1	fL	72	THR	CA-CB-CG2	-5.95	104.07	112.40
1	gQ	23	TRP	CG-CD2-CE3	5.95	139.26	133.90
1	hi	100	ARG	NH1-CZ-NH2	5.95	125.95	119.40
1	ih	145	TYR	CB-CG-CD2	-5.95	117.43	121.00
1	ik	198	CYS	O-C-N	-5.95	113.18	122.70
1	iu	178	SER	O-C-N	-5.95	113.18	122.70
1	ji	185	MET	CG-SD-CE	-5.95	90.68	100.20
1	l0	18	ARG	NE-CZ-NH2	-5.95	117.32	120.30
1	3B	133	TRP	CD1-CG-CD2	5.95	111.06	106.30
1	5g	88	ALA	N-CA-CB	-5.95	101.77	110.10
1	5D	173	ARG	NH1-CZ-NH2	-5.95	112.86	119.40
1	5X	210	THR	CA-CB-CG2	-5.95	104.07	112.40
1	6h	204	ALA	CB-CA-C	5.95	119.03	110.10
1	6n	215	MET	CG-SD-CE	-5.95	90.68	100.20
1	6C	169	TYR	CG-CD2-CE2	5.95	126.06	121.30
1	7t	97	ARG	NE-CZ-NH1	5.95	123.28	120.30

Continued on next page...

Continued from previous page...

Mol	Chain	Res	Type	Atoms	Z	Observed(°)	Ideal(°)
1	7t	139	ASN	O-C-N	-5.95	113.18	122.70
1	ac	144	MET	CG-SD-CE	-5.95	90.68	100.20
1	1c	96	MET	CG-SD-CE	-5.95	90.68	100.20
1	ch	184	TRP	CZ3-CH2-CZ2	5.95	128.74	121.60
1	ct	15	ILE	O-C-N	-5.95	113.18	122.70
1	1h	161	PHE	CG-CD1-CE1	5.95	127.35	120.80
1	dg	107	THR	OG1-CB-CG2	-5.95	96.31	110.00
1	dY	52	LEU	CB-CG-CD1	5.95	121.12	111.00
1	eM	173	ARG	NE-CZ-NH2	5.95	123.28	120.30
1	eW	39	MET	CG-SD-CE	-5.95	90.68	100.20
1	eY	161	PHE	CD1-CG-CD2	5.95	126.04	118.30
1	k	24	VAL	CA-CB-CG2	5.95	119.83	110.90
1	p	177	ALA	CB-CA-C	-5.95	101.18	110.10
1	1C	22	ALA	N-CA-CB	-5.95	101.77	110.10
1	gv	117	TRP	CD1-CG-CD2	-5.95	101.54	106.30
1	i9	91	ILE	CA-CB-CG1	5.95	122.30	111.00
1	1S	16	SER	N-CA-CB	5.95	119.42	110.50
1	jb	18	ARG	NE-CZ-NH2	5.95	123.27	120.30
1	kH	23	TRP	CA-CB-CG	5.95	125.00	113.70
1	lr	80	TRP	CE2-CD2-CG	-5.95	102.54	107.30
1	lw	229	ARG	NH1-CZ-NH2	-5.95	112.86	119.40
1	2z	37	ILE	CA-C-N	5.95	133.75	117.10
1	2N	11	VAL	CG1-CB-CG2	-5.95	101.38	110.90
1	2S	41	SER	O-C-N	-5.95	113.18	122.70
1	3P	145	TYR	CG-CD1-CE1	-5.95	116.54	121.30
1	3W	97	ARG	NE-CZ-NH2	-5.95	117.33	120.30
1	4M	4	GLN	N-CA-CB	5.95	121.31	110.60
1	4U	228	ALA	O-C-N	-5.95	113.18	122.70
1	5f	81	ASP	CB-CG-OD1	-5.95	112.95	118.30
1	7s	197	ASP	CB-CG-OD2	5.95	123.65	118.30
1	8O	161	PHE	CB-CG-CD1	5.95	124.96	120.80
1	94	88	ALA	N-CA-CB	-5.95	101.77	110.10
1	9G	154	ARG	NE-CZ-NH2	-5.95	117.33	120.30
1	a0	80	TRP	CH2-CZ2-CE2	-5.95	111.45	117.40
1	bd	133	TRP	CD1-NE1-CE2	5.95	114.35	109.00
1	bW	164	TYR	CG-CD2-CE2	-5.95	116.54	121.30
1	bX	82	ARG	NE-CZ-NH2	-5.95	117.33	120.30
1	cn	162	ARG	NE-CZ-NH1	5.95	123.28	120.30
1	cV	162	ARG	NH1-CZ-NH2	-5.95	112.86	119.40
1	1m	152	ASP	CB-CG-OD2	-5.95	112.95	118.30
1	dS	14	ALA	CB-CA-C	-5.95	101.18	110.10
1	fD	86	VAL	CA-CB-CG2	5.95	119.82	110.90

Continued on next page...

Continued from previous page...

Mol	Chain	Res	Type	Atoms	Z	Observed(°)	Ideal(°)
1	fT	167	ARG	NH1-CZ-NH2	-5.95	112.86	119.40
1	g3	103	ASP	CB-CG-OD2	-5.95	112.95	118.30
1	b	203	LYS	CA-CB-CG	5.95	126.49	113.40
1	g	40	PHE	CB-CG-CD1	5.95	124.96	120.80
1	N	161	PHE	CB-CG-CD1	5.95	124.96	120.80
1	gu	211	LEU	CA-CB-CG	5.95	128.98	115.30
1	gW	167	ARG	CD-NE-CZ	5.95	131.93	123.60
1	1H	168	PHE	CB-CG-CD1	-5.95	116.64	120.80
1	hi	47	ALA	CB-CA-C	5.95	119.02	110.10
1	hl	149	SER	N-CA-CB	5.95	119.42	110.50
1	iE	163	ASP	CB-CG-OD1	5.95	123.65	118.30
1	lB	66	MET	O-C-N	-5.95	113.19	122.70
1	2v	29	GLU	CB-CA-C	-5.95	98.50	110.40
1	3N	229	ARG	CD-NE-CZ	5.95	131.93	123.60
1	4c	161	PHE	CB-CG-CD1	5.95	124.96	120.80
1	5D	145	TYR	CB-CG-CD1	-5.95	117.43	121.00
1	6Q	224	PRO	N-CA-CB	5.95	110.44	103.30
1	8C	163	ASP	CB-CG-OD1	-5.95	112.95	118.30
1	9v	97	ARG	NH1-CZ-NH2	-5.95	112.86	119.40
1	9A	100	ARG	NH1-CZ-NH2	-5.95	112.86	119.40
1	9K	11	VAL	CA-CB-CG1	5.95	119.82	110.90
1	ao	6	LEU	CB-CG-CD1	5.95	121.11	111.00
1	by	18	ARG	NE-CZ-NH1	-5.95	117.33	120.30
1	fH	96	MET	CG-SD-CE	-5.95	90.68	100.20
1	x	100	ARG	NH1-CZ-NH2	-5.95	112.86	119.40
1	gR	217	ALA	O-C-N	-5.95	113.19	122.70
1	hi	35	GLU	OE1-CD-OE2	-5.95	116.17	123.30
1	hH	168	PHE	CB-CG-CD1	-5.95	116.64	120.80
1	hI	216	THR	CA-CB-CG2	-5.95	104.08	112.40
1	ie	181	VAL	CA-CB-CG2	-5.95	101.98	110.90
1	iV	130	TYR	CG-CD2-CE2	5.95	126.06	121.30
1	jR	142	VAL	CA-CB-CG2	-5.95	101.98	110.90
1	ka	149	SER	CB-CA-C	5.95	121.39	110.10
1	kG	66	MET	O-C-N	-5.95	113.19	122.70
1	28	169	TYR	CD1-CG-CD2	5.95	124.44	117.90
1	lC	165	VAL	CG1-CB-CG2	-5.95	101.39	110.90
1	2k	167	ARG	CB-CA-C	5.95	122.29	110.40
1	2m	163	ASP	CB-CG-OD1	5.95	123.65	118.30
1	3a	138	LEU	CB-CG-CD2	5.95	121.11	111.00
1	4h	184	TRP	CB-CG-CD1	-5.95	119.27	127.00
1	5a	166	ASP	CB-CG-OD1	-5.95	112.95	118.30
1	8c	132	ARG	NE-CZ-NH1	5.95	123.27	120.30

Continued on next page...

Continued from previous page...

Mol	Chain	Res	Type	Atoms	Z	Observed(°)	Ideal(°)
1	8c	168	PHE	CB-CG-CD2	-5.95	116.64	120.80
1	8W	190	LEU	CB-CG-CD1	5.95	121.11	111.00
1	9t	7	GLN	CA-CB-CG	5.95	126.48	113.40
1	b3	125	PRO	N-CA-CB	-5.95	96.06	102.60
1	bu	161	PHE	CB-CG-CD2	5.95	124.96	120.80
1	bK	164	TYR	CG-CD1-CE1	-5.95	116.54	121.30
1	bW	147	PRO	N-CD-CG	5.95	112.12	103.20
1	cs	51	ASP	CB-CG-OD1	5.95	123.65	118.30
1	d7	190	LEU	CB-CG-CD1	5.95	121.11	111.00
1	lj	229	ARG	NH1-CZ-NH2	-5.95	112.86	119.40
1	dR	133	TRP	CB-CG-CD2	-5.95	118.87	126.60
1	ed	169	TYR	CA-CB-CG	-5.95	102.10	113.40
1	er	130	TYR	CZ-CE2-CD2	5.95	125.15	119.80
1	fp	67	GLN	O-C-N	-5.95	113.19	122.70
1	lx	10	MET	CG-SD-CE	-5.95	90.69	100.20
1	fy	55	MET	CG-SD-CE	-5.95	90.69	100.20
1	C	131	LYS	N-CA-CB	-5.95	99.90	110.60
1	3	136	LEU	CB-CG-CD2	5.95	121.11	111.00
1	E	27	VAL	CG1-CB-CG2	-5.95	101.39	110.90
1	F	184	TRP	CB-CG-CD1	-5.95	119.27	127.00
1	hX	35	GLU	OE1-CD-OE2	-5.94	116.17	123.30
1	i4	130	TYR	O-C-N	-5.94	113.19	122.70
1	1U	100	ARG	NE-CZ-NH1	5.94	123.27	120.30
1	jI	229	ARG	NH1-CZ-NH2	-5.94	112.86	119.40
1	k6	166	ASP	CA-CB-CG	5.94	126.48	113.40
1	lD	24	VAL	CA-CB-CG2	-5.94	101.98	110.90
1	2p	143	ARG	NE-CZ-NH2	-5.94	117.33	120.30
1	2T	164	TYR	O-C-N	-5.94	113.19	122.70
1	4D	145	TYR	CZ-CE2-CD2	-5.94	114.45	119.80
1	5d	143	ARG	NE-CZ-NH2	-5.94	117.33	120.30
1	6f	58	THR	N-CA-CB	5.94	121.59	110.30
1	6s	77	ALA	CB-CA-C	-5.94	101.19	110.10
1	7e	80	TRP	CD1-CG-CD2	-5.94	101.55	106.30
1	9d	184	TRP	CB-CG-CD1	5.94	134.73	127.00
1	9x	32	PHE	CB-CG-CD2	5.94	124.96	120.80
1	cf	29	GLU	O-C-N	-5.94	113.19	122.70
1	ck	32	PHE	CZ-CE2-CD2	5.94	127.23	120.10
1	de	202	LEU	N-CA-CB	5.94	122.29	110.40
1	f3	145	TYR	CG-CD1-CE1	-5.94	116.54	121.30
1	fg	132	ARG	NH1-CZ-NH2	-5.94	112.86	119.40
1	fo	23	TRP	CD1-CG-CD2	-5.94	101.55	106.30
1	T	164	TYR	CB-CG-CD2	-5.94	117.43	121.00

Continued on next page...

Continued from previous page...

Mol	Chain	Res	Type	Atoms	Z	Observed(°)	Ideal(°)
1	hl	108	THR	N-CA-CB	5.94	121.59	110.30
1	hF	100	ARG	O-C-N	-5.94	113.10	123.20
1	hO	143	ARG	C-N-CA	5.94	136.56	121.70
1	ia	168	PHE	CB-CG-CD1	-5.94	116.64	120.80
1	iB	185	MET	CG-SD-CE	-5.94	90.69	100.20
1	iZ	80	TRP	CE2-CD2-CG	-5.94	102.55	107.30
1	ke	40	PHE	CB-CG-CD2	-5.94	116.64	120.80
1	kT	47	ALA	O-C-N	-5.94	113.19	122.70
1	kV	171	THR	CA-CB-CG2	5.94	120.72	112.40
1	kX	164	TYR	CB-CG-CD1	-5.94	117.44	121.00
1	2K	104	ILE	O-C-N	-5.94	113.19	122.70
1	3t	23	TRP	CB-CG-CD2	5.94	134.33	126.60
1	3U	201	ILE	C-N-CA	5.94	136.56	121.70
1	4S	143	ARG	NH1-CZ-NH2	-5.94	112.86	119.40
1	5c	169	TYR	CB-CG-CD2	5.94	124.57	121.00
1	5J	145	TYR	CB-CG-CD2	5.94	124.56	121.00
1	6k	31	ALA	N-CA-CB	-5.94	101.78	110.10
1	6n	82	ARG	NE-CZ-NH2	-5.94	117.33	120.30
1	6u	154	ARG	NE-CZ-NH1	5.94	123.27	120.30
1	7P	136	LEU	CB-CG-CD2	5.94	121.10	111.00
1	86	24	VAL	CA-CB-CG1	5.94	119.81	110.90
1	89	189	LEU	CB-CG-CD1	5.94	121.10	111.00
1	ai	80	TRP	CD1-CG-CD2	5.94	111.05	106.30
1	aw	162	ARG	NE-CZ-NH2	-5.94	117.33	120.30
1	aQ	132	ARG	NE-CZ-NH1	5.94	123.27	120.30
1	b4	11	VAL	CG1-CB-CG2	5.94	120.41	110.90
1	bx	212	GLU	OE1-CD-OE2	-5.94	116.17	123.30
1	cC	197	ASP	CB-CG-OD2	-5.94	112.95	118.30
1	d3	100	ARG	NE-CZ-NH1	-5.94	117.33	120.30
1	dY	82	ARG	NE-CZ-NH2	5.94	123.27	120.30
1	eg	142	VAL	CA-CB-CG2	-5.94	101.99	110.90
1	em	128	GLU	O-C-N	-5.94	113.19	122.70
1	ez	167	ARG	NE-CZ-NH1	5.94	123.27	120.30
1	eW	111	LEU	CB-CG-CD1	5.94	121.10	111.00
1	fd	162	ARG	NH1-CZ-NH2	-5.94	112.86	119.40
1	fe	109	SER	N-CA-CB	5.94	119.41	110.50
1	E	154	ARG	NE-CZ-NH2	-5.94	117.33	120.30
1	8	230	VAL	CA-CB-CG2	-5.94	101.99	110.90
1	gi	184	TRP	CE2-CD2-CG	5.94	112.05	107.30
1	gr	132	ARG	NE-CZ-NH2	-5.94	117.33	120.30
1	lL	72	THR	O-C-N	-5.94	113.19	122.70
1	ii	103	ASP	CB-CG-OD1	5.94	123.65	118.30

Continued on next page...

Continued from previous page...

Mol	Chain	Res	Type	Atoms	Z	Observed(°)	Ideal(°)
1	ip	169	TYR	CB-CG-CD2	-5.94	117.44	121.00
1	j8	86	VAL	CG1-CB-CG2	-5.94	101.40	110.90
1	jy	47	ALA	N-CA-CB	-5.94	101.78	110.10
1	k6	208	ALA	CB-CA-C	5.94	119.01	110.10
1	kr	40	PHE	CB-CG-CD2	-5.94	116.64	120.80
1	kx	177	ALA	CB-CA-C	5.94	119.01	110.10
1	26	103	ASP	CB-CG-OD2	-5.94	112.95	118.30
1	lb	167	ARG	NE-CZ-NH2	5.94	123.27	120.30
1	2i	143	ARG	NE-CZ-NH1	5.94	123.27	120.30
1	2y	32	PHE	CB-CG-CD2	5.94	124.96	120.80
1	3s	219	GLN	O-C-N	-5.94	113.10	123.20
1	3P	152	ASP	CB-CG-OD1	-5.94	112.95	118.30
1	3V	184	TRP	N-CA-CB	-5.94	99.91	110.60
1	4F	59	VAL	C-N-CA	5.94	134.78	122.30
1	5p	168	PHE	CB-CA-C	5.94	122.28	110.40
1	5A	4	GLN	O-C-N	-5.94	113.19	122.70
1	5I	130	TYR	CB-CG-CD2	-5.94	117.44	121.00
1	5Y	115	ILE	CG1-CB-CG2	-5.94	98.33	111.40
1	62	185	MET	CA-CB-CG	5.94	123.40	113.30
1	6b	114	GLN	N-CA-CB	5.94	121.29	110.60
1	6D	154	ARG	NE-CZ-NH2	-5.94	117.33	120.30
1	6F	167	ARG	NH1-CZ-NH2	-5.94	112.86	119.40
1	6V	152	ASP	CB-CG-OD1	-5.94	112.95	118.30
1	8b	168	PHE	CB-CG-CD1	5.94	124.96	120.80
1	8u	81	ASP	CB-CG-OD2	-5.94	112.95	118.30
1	8u	100	ARG	NE-CZ-NH1	5.94	123.27	120.30
1	ao	78	ALA	CB-CA-C	5.94	119.01	110.10
1	bt	80	TRP	CD1-NE1-CE2	5.94	114.35	109.00
1	eq	55	MET	CG-SD-CE	-5.94	90.70	100.20
1	eL	133	TRP	CE2-CD2-CE3	5.94	125.83	118.70
1	fo	40	PHE	CB-CG-CD2	-5.94	116.64	120.80
1	fl	66	MET	CG-SD-CE	5.94	109.70	100.20
1	1B	18	ARG	CD-NE-CZ	5.94	131.92	123.60
1	is	214	MET	CG-SD-CE	-5.94	90.70	100.20
1	iP	80	TRP	N-CA-CB	-5.94	99.91	110.60
1	iY	166	ASP	CB-CG-OD1	5.94	123.64	118.30
1	kI	96	MET	CG-SD-CE	-5.94	90.70	100.20
1	kX	142	VAL	CA-CB-CG2	5.94	119.81	110.90
1	3G	18	ARG	NE-CZ-NH1	5.94	123.27	120.30
1	4D	132	ARG	NE-CZ-NH1	5.94	123.27	120.30
1	7M	71	GLU	CB-CA-C	-5.94	98.52	110.40
1	8a	148	THR	C-N-CA	5.94	136.55	121.70

Continued on next page...

Continued from previous page...

Mol	Chain	Res	Type	Atoms	Z	Observed(°)	Ideal(°)
1	8B	128	GLU	O-C-N	-5.94	113.20	122.70
1	bi	118	MET	CG-SD-CE	5.94	109.70	100.20
1	bH	167	ARG	NE-CZ-NH1	5.94	123.27	120.30
1	ch	98	GLU	OE1-CD-OE2	-5.94	116.17	123.30
1	d7	14	ALA	CB-CA-C	-5.94	101.19	110.10
1	e4	97	ARG	NE-CZ-NH1	-5.94	117.33	120.30
1	1s	100	ARG	NE-CZ-NH1	5.94	123.27	120.30
1	U	115	ILE	O-C-N	-5.94	113.10	123.20
1	8	51	ASP	CB-CG-OD1	5.94	123.64	118.30
1	hr	77	ALA	CB-CA-C	-5.94	101.19	110.10
1	ht	26	VAL	CG1-CB-CG2	-5.94	101.40	110.90
1	hy	97	ARG	NE-CZ-NH1	5.94	123.27	120.30
1	hS	197	ASP	CB-CG-OD1	-5.94	112.95	118.30
1	hT	41	SER	O-C-N	-5.94	113.20	122.70
1	jT	11	VAL	CA-CB-CG2	5.94	119.81	110.90
1	jV	175	GLU	OE1-CD-OE2	-5.94	116.17	123.30
1	1Z	218	CYS	O-C-N	-5.94	113.20	122.70
1	kE	67	GLN	O-C-N	-5.94	113.20	122.70
1	l9	47	ALA	CB-CA-C	-5.94	101.19	110.10
1	ll	229	ARG	CD-NE-CZ	-5.94	115.29	123.60
1	lo	32	PHE	O-C-N	-5.94	113.20	122.70
1	2r	173	ARG	CG-CD-NE	-5.94	99.33	111.80
1	2D	146	SER	N-CA-CB	5.94	119.41	110.50
1	3F	130	TYR	CG-CD1-CE1	5.94	126.05	121.30
1	5d	191	VAL	CA-CB-CG1	5.94	119.81	110.90
1	7r	69	LEU	CB-CA-C	5.94	121.48	110.20
1	8N	97	ARG	NE-CZ-NH2	5.94	123.27	120.30
1	9b	162	ARG	NE-CZ-NH1	5.94	123.27	120.30
1	9N	40	PHE	O-C-N	-5.94	113.20	122.70
1	a8	103	ASP	CB-CG-OD1	5.94	123.64	118.30
1	ac	100	ARG	NE-CZ-NH1	5.94	123.27	120.30
1	ae	133	TRP	CB-CG-CD2	5.94	134.32	126.60
1	aQ	145	TYR	CB-CG-CD2	5.94	124.56	121.00
1	cd	97	ARG	NE-CZ-NH2	-5.94	117.33	120.30
1	cR	30	LYS	N-CA-CB	-5.94	99.91	110.60
1	d1	105	ALA	O-C-N	-5.94	113.11	123.20
1	dk	54	THR	CA-CB-CG2	-5.94	104.09	112.40
1	dZ	162	ARG	NE-CZ-NH1	5.94	123.27	120.30
1	e0	23	TRP	CE2-CD2-CG	-5.94	102.55	107.30
1	e8	130	TYR	CB-CG-CD2	-5.94	117.44	121.00
1	er	121	ASN	O-C-N	-5.94	109.82	121.10
1	eW	23	TRP	CG-CD2-CE3	-5.94	128.56	133.90

Continued on next page...

Continued from previous page...

Mol	Chain	Res	Type	Atoms	Z	Observed(°)	Ideal(°)
1	s	30	LYS	O-C-N	5.94	132.20	122.70
1	ho	154	ARG	NE-CZ-NH2	-5.94	117.33	120.30
1	i9	229	ARG	NH1-CZ-NH2	-5.94	112.87	119.40
1	it	80	TRP	NE1-CE2-CZ2	-5.94	123.87	130.40
1	4l	26	VAL	CA-CB-CG1	5.94	119.80	110.90
1	5F	9	GLN	C-N-CA	5.94	136.54	121.70
1	8e	96	MET	CB-CA-C	5.94	122.27	110.40
1	8j	34	PRO	N-CA-C	5.94	127.53	112.10
1	8K	161	PHE	CG-CD2-CE2	5.94	127.33	120.80
1	b6	100	ARG	NE-CZ-NH2	5.94	123.27	120.30
1	cy	32	PHE	CZ-CE2-CD2	-5.94	112.98	120.10
1	dx	145	TYR	CB-CG-CD1	5.94	124.56	121.00
1	dB	163	ASP	CB-CG-OD1	5.94	123.64	118.30
1	e2	143	ARG	NH1-CZ-NH2	-5.94	112.87	119.40
1	e8	175	GLU	OE1-CD-OE2	-5.94	116.18	123.30
1	gz	161	PHE	CB-CG-CD2	5.93	124.95	120.80
1	gE	69	LEU	CB-CG-CD1	-5.93	100.91	111.00
1	hg	229	ARG	NH1-CZ-NH2	-5.93	112.87	119.40
1	hw	201	ILE	CA-CB-CG1	5.93	122.27	111.00
1	1L	100	ARG	NH1-CZ-NH2	-5.93	112.87	119.40
1	i9	214	MET	CG-SD-CE	-5.93	90.70	100.20
1	iM	212	GLU	OE1-CD-OE2	-5.93	116.18	123.30
1	jh	88	ALA	N-CA-CB	5.93	118.41	110.10
1	k3	164	TYR	CG-CD2-CE2	-5.93	116.55	121.30
1	lb	163	ASP	N-CA-CB	5.93	121.28	110.60
1	lx	40	PHE	CB-CG-CD1	-5.93	116.65	120.80
1	lP	161	PHE	CB-CG-CD1	-5.93	116.65	120.80
1	2k	41	SER	O-C-N	-5.93	113.20	122.70
1	2v	97	ARG	NE-CZ-NH1	5.93	123.27	120.30
1	3o	162	ARG	NE-CZ-NH1	5.93	123.27	120.30
1	3t	6	LEU	N-CA-CB	5.93	122.27	110.40
1	3F	76	GLU	N-CA-CB	5.93	121.28	110.60
1	3O	212	GLU	OE1-CD-OE2	-5.93	116.18	123.30
1	5I	145	TYR	CG-CD2-CE2	5.93	126.05	121.30
1	60	39	MET	CG-SD-CE	-5.93	90.70	100.20
1	6b	105	ALA	N-CA-CB	-5.93	101.79	110.10
1	6w	55	MET	O-C-N	-5.93	113.21	122.70
1	7f	34	PRO	N-CA-CB	-5.93	96.07	102.60
1	7v	148	THR	N-CA-CB	5.93	121.58	110.30
1	7Z	210	THR	CA-CB-CG2	-5.93	104.09	112.40
1	8C	98	GLU	CG-CD-OE1	5.93	130.17	118.30
1	8C	194	ALA	O-C-N	-5.93	113.21	122.70

Continued on next page...

Continued from previous page...

Mol	Chain	Res	Type	Atoms	Z	Observed(°)	Ideal(°)
1	9I	40	PHE	CB-CG-CD2	5.93	124.95	120.80
1	9N	154	ARG	NH1-CZ-NH2	-5.93	112.87	119.40
1	11	74	ASN	N-CA-CB	-5.93	99.92	110.60
1	by	81	ASP	CB-CG-OD1	-5.93	112.96	118.30
1	bO	145	TYR	CG-CD2-CE2	-5.93	116.55	121.30
1	cN	28	GLU	OE1-CD-OE2	-5.93	116.18	123.30
1	d3	162	ARG	O-C-N	-5.93	113.20	122.70
1	d9	51	ASP	CB-CG-OD2	-5.93	112.96	118.30
1	dh	117	TRP	CE3-CZ3-CH2	-5.93	114.67	121.20
1	1k	161	PHE	CG-CD1-CE1	5.93	127.33	120.80
1	do	190	LEU	CB-CG-CD1	5.93	121.09	111.00
1	dD	132	ARG	NE-CZ-NH1	5.93	123.27	120.30
1	1n	164	TYR	CG-CD1-CE1	5.93	126.05	121.30
1	fo	142	VAL	CA-CB-CG1	5.93	119.80	110.90
1	fs	164	TYR	CB-CA-C	5.93	122.27	110.40
1	H	80	TRP	CB-CG-CD1	-5.93	119.29	127.00
1	g8	120	HIS	O-C-N	-5.93	113.21	122.70
1	iN	150	ILE	O-C-N	-5.93	113.21	122.70
1	jy	42	ALA	N-CA-CB	-5.93	101.80	110.10
1	jy	108	THR	CA-CB-CG2	-5.93	104.09	112.40
1	kh	18	ARG	NH1-CZ-NH2	-5.93	112.87	119.40
1	km	128	GLU	N-CA-CB	5.93	121.28	110.60
1	kV	152	ASP	CB-CG-OD1	-5.93	112.96	118.30
1	kW	133	TRP	CB-CG-CD1	5.93	134.71	127.00
1	1l	185	MET	CG-SD-CE	-5.93	90.71	100.20
1	2f	108	THR	CA-CB-CG2	-5.93	104.10	112.40
1	2K	96	MET	CG-SD-CE	-5.93	90.71	100.20
1	3p	228	ALA	C-N-CA	5.93	136.53	121.70
1	5f	81	ASP	CB-CG-OD2	5.93	123.64	118.30
1	5R	69	LEU	CB-CG-CD1	-5.93	100.92	111.00
1	7t	182	LYS	N-CA-CB	5.93	121.28	110.60
1	7w	130	TYR	CG-CD1-CE1	-5.93	116.56	121.30
1	8I	36	VAL	CG1-CB-CG2	-5.93	101.41	110.90
1	9f	154	ARG	NE-CZ-NH2	-5.93	117.33	120.30
1	9h	167	ARG	NH1-CZ-NH2	-5.93	112.88	119.40
1	9M	230	VAL	CA-CB-CG2	-5.93	102.00	110.90
1	Y	31	ALA	N-CA-CB	-5.93	101.80	110.10
1	ar	100	ARG	NE-CZ-NH2	-5.93	117.33	120.30
1	14	202	LEU	O-C-N	-5.93	113.21	122.70
1	b1	148	THR	CA-CB-CG2	-5.93	104.09	112.40
1	bw	14	ALA	N-CA-CB	-5.93	101.80	110.10
1	di	125	PRO	N-CD-CG	5.93	112.10	103.20

Continued on next page...

Continued from previous page...

Mol	Chain	Res	Type	Atoms	Z	Observed(°)	Ideal(°)
1	dC	95	GLN	O-C-N	-5.93	113.21	122.70
1	dZ	169	TYR	CG-CD2-CE2	-5.93	116.55	121.30
1	eb	184	TRP	CA-CB-CG	5.93	124.97	113.70
1	eq	126	VAL	CA-CB-CG2	5.93	119.80	110.90
1	eI	145	TYR	CB-CG-CD1	5.93	124.56	121.00
1	eJ	133	TRP	CB-CG-CD2	-5.93	118.89	126.60
1	eO	138	LEU	CB-CA-C	-5.93	98.93	110.20
1	fy	168	PHE	CB-CG-CD1	-5.93	116.65	120.80
1	fN	35	GLU	OE1-CD-OE2	-5.93	116.18	123.30
1	G	173	ARG	NE-CZ-NH2	-5.93	117.33	120.30
1	7	113	GLU	OE1-CD-OE2	-5.93	116.18	123.30
1	gK	83	LEU	CB-CG-CD1	5.93	121.08	111.00
1	jb	142	VAL	CA-CB-CG2	-5.93	102.00	110.90
1	jb	146	SER	N-CA-CB	5.93	119.40	110.50
1	jw	186	THR	O-C-N	-5.93	113.21	122.70
1	jz	168	PHE	CB-CG-CD2	-5.93	116.65	120.80
1	jQ	18	ARG	NE-CZ-NH2	-5.93	117.33	120.30
1	kQ	154	ARG	NE-CZ-NH1	5.93	123.27	120.30
1	3C	162	ARG	NE-CZ-NH1	-5.93	117.33	120.30
1	4h	164	TYR	CB-CG-CD2	-5.93	117.44	121.00
1	4X	166	ASP	CB-CG-OD1	5.93	123.64	118.30
1	9I	186	THR	CA-CB-CG2	-5.93	104.10	112.40
1	c0	173	ARG	NE-CZ-NH2	-5.93	117.33	120.30
1	dd	229	ARG	NE-CZ-NH1	5.93	123.27	120.30
1	e8	86	VAL	CA-CB-CG1	5.93	119.80	110.90
1	fP	100	ARG	O-C-N	-5.93	113.12	123.20
1	m	128	GLU	OE1-CD-OE2	5.93	130.42	123.30
1	x	143	ARG	NE-CZ-NH2	-5.93	117.33	120.30
1	R	168	PHE	N-CA-CB	-5.93	99.92	110.60
1	1F	229	ARG	NE-CZ-NH2	-5.93	117.33	120.30
1	hR	100	ARG	NE-CZ-NH1	5.93	123.27	120.30
1	io	82	ARG	NH1-CZ-NH2	-5.93	112.88	119.40
1	iF	188	THR	CA-CB-CG2	5.93	120.70	112.40
1	kv	164	TYR	CB-CG-CD1	5.93	124.56	121.00
1	kG	67	GLN	O-C-N	-5.93	113.21	122.70
1	kO	9	GLN	CG-CD-OE1	5.93	133.46	121.60
1	l5	23	TRP	CB-CG-CD2	5.93	134.31	126.60
1	2j	3	VAL	O-C-N	-5.93	113.21	122.70
1	32	145	TYR	CG-CD1-CE1	-5.93	116.56	121.30
1	3o	222	GLY	C-N-CA	5.93	134.75	122.30
1	3x	130	TYR	CB-CG-CD2	5.93	124.56	121.00
1	4P	152	ASP	C-N-CA	5.93	136.52	121.70

Continued on next page...

Continued from previous page...

Mol	Chain	Res	Type	Atoms	Z	Observed(°)	Ideal(°)
1	5A	130	TYR	CG-CD1-CE1	5.93	126.04	121.30
1	7J	169	TYR	CB-CG-CD2	-5.93	117.44	121.00
1	7L	143	ARG	NE-CZ-NH2	-5.93	117.33	120.30
1	as	18	ARG	NE-CZ-NH2	-5.93	117.33	120.30
1	bq	39	MET	CG-SD-CE	-5.93	90.71	100.20
1	ca	36	VAL	CA-CB-CG2	-5.93	102.00	110.90
1	cn	151	LEU	CB-CA-C	-5.93	98.94	110.20
1	cX	195	ASN	CA-CB-CG	5.93	126.44	113.40
1	dW	110	THR	N-CA-CB	5.93	121.57	110.30
1	ed	145	TYR	CD1-CE1-CZ	-5.93	114.46	119.80
1	f6	226	HIS	CB-CA-C	-5.93	98.54	110.40
1	fH	163	ASP	O-C-N	-5.93	113.21	122.70
1	fR	139	ASN	O-C-N	-5.93	113.21	122.70
1	L	51	ASP	CB-CG-OD2	5.93	123.64	118.30
1	g9	164	TYR	CB-CG-CD1	-5.93	117.44	121.00
1	hy	52	LEU	O-C-N	-5.93	113.22	122.70
1	jl	97	ARG	NE-CZ-NH1	-5.93	117.34	120.30
1	lZ	136	LEU	O-C-N	-5.93	113.12	123.20
1	2o	96	MET	CG-SD-CE	-5.93	90.72	100.20
1	2U	7	GLN	CA-CB-CG	5.93	126.44	113.40
1	3n	117	TRP	CB-CG-CD1	-5.93	119.29	127.00
1	49	48	THR	OG1-CB-CG2	-5.93	96.37	110.00
1	8A	107	THR	O-C-N	-5.93	113.22	122.70
1	8C	103	ASP	CB-CG-OD2	-5.93	112.97	118.30
1	92	169	TYR	CB-CG-CD2	-5.93	117.44	121.00
1	az	145	TYR	CB-CG-CD1	5.93	124.56	121.00
1	b2	166	ASP	CB-CG-OD2	-5.93	112.97	118.30
1	lf	55	MET	CG-SD-CE	-5.93	90.72	100.20
1	dq	173	ARG	NH1-CZ-NH2	-5.93	112.88	119.40
1	dR	23	TRP	CD1-NE1-CE2	5.93	114.33	109.00
1	fi	27	VAL	CB-CA-C	-5.93	100.14	111.40
1	fu	213	GLU	O-C-N	-5.93	113.22	122.70
1	gj	100	ARG	NE-CZ-NH1	5.93	123.26	120.30
1	gx	97	ARG	NE-CZ-NH1	5.93	123.26	120.30
1	gN	174	ALA	O-C-N	-5.93	113.22	122.70
1	jY	168	PHE	CB-CA-C	5.93	122.25	110.40
1	kk	8	GLY	O-C-N	-5.93	113.22	122.70
1	km	143	ARG	NE-CZ-NH1	5.93	123.26	120.30
1	25	55	MET	O-C-N	-5.93	113.22	122.70
1	l7	164	TYR	CB-CG-CD2	5.93	124.56	121.00
1	lN	218	CYS	N-CA-CB	5.93	121.27	110.60
1	30	167	ARG	NE-CZ-NH2	-5.93	117.34	120.30

Continued on next page...

Continued from previous page...

Mol	Chain	Res	Type	Atoms	Z	Observed(°)	Ideal(°)
1	49	97	ARG	NE-CZ-NH1	-5.93	117.34	120.30
1	4g	188	THR	OG1-CB-CG2	-5.93	96.37	110.00
1	4F	54	THR	OG1-CB-CG2	-5.93	96.37	110.00
1	4I	23	TRP	N-CA-CB	-5.93	99.93	110.60
1	5H	162	ARG	NE-CZ-NH1	5.93	123.26	120.30
1	5K	203	LYS	O-C-N	-5.93	113.22	122.70
1	66	132	ARG	NE-CZ-NH2	5.93	123.26	120.30
1	6S	168	PHE	CB-CG-CD1	-5.93	116.65	120.80
1	7f	164	TYR	CB-CG-CD2	-5.93	117.44	121.00
1	7p	164	TYR	CG-CD2-CE2	-5.93	116.56	121.30
1	7D	125	PRO	N-CA-CB	-5.93	96.08	102.60
1	8D	167	ARG	NE-CZ-NH1	5.93	123.26	120.30
1	8Q	162	ARG	NH1-CZ-NH2	5.93	125.92	119.40
1	9d	10	MET	CG-SD-CE	-5.93	90.72	100.20
1	aQ	152	ASP	N-CA-CB	-5.93	99.93	110.60
1	aR	226	HIS	N-CA-CB	5.93	121.27	110.60
1	be	159	GLU	OE1-CD-OE2	-5.93	116.19	123.30
1	18	132	ARG	NE-CZ-NH1	5.93	123.26	120.30
1	bu	130	TYR	CG-CD1-CE1	-5.93	116.56	121.30
1	bV	97	ARG	NE-CZ-NH2	-5.93	117.34	120.30
1	ca	182	LYS	N-CA-CB	5.93	121.27	110.60
1	cl	175	GLU	OE1-CD-OE2	-5.93	116.19	123.30
1	cK	96	MET	CG-SD-CE	-5.93	90.72	100.20
1	eP	77	ALA	N-CA-CB	5.93	118.40	110.10
1	fB	169	TYR	CD1-CE1-CZ	5.93	125.13	119.80
1	fR	215	MET	O-C-N	-5.93	113.22	122.70
1	h9	205	LEU	N-CA-CB	-5.92	98.55	110.40
1	1O	146	SER	N-CA-CB	5.92	119.39	110.50
1	jM	166	ASP	CB-CG-OD1	5.92	123.63	118.30
1	kU	103	ASP	CB-CG-OD1	5.92	123.63	118.30
1	lE	23	TRP	CB-CG-CD1	-5.92	119.30	127.00
1	2B	91	ILE	O-C-N	-5.92	113.22	122.70
1	2Z	169	TYR	CZ-CE2-CD2	5.92	125.13	119.80
1	3k	131	LYS	CA-CB-CG	5.92	126.44	113.40
1	3X	118	MET	CG-SD-CE	-5.92	90.72	100.20
1	44	162	ARG	CD-NE-CZ	5.92	131.90	123.60
1	4a	132	ARG	NE-CZ-NH1	5.92	123.26	120.30
1	5y	76	GLU	OE1-CD-OE2	-5.92	116.19	123.30
1	6m	224	PRO	N-CA-CB	5.92	110.41	103.30
1	6s	165	VAL	C-N-CA	5.92	136.51	121.70
1	6J	188	THR	N-CA-CB	5.92	121.56	110.30
1	7i	86	VAL	CA-CB-CG1	-5.92	102.01	110.90

Continued on next page...

Continued from previous page...

Mol	Chain	Res	Type	Atoms	Z	Observed(°)	Ideal(°)
1	7n	162	ARG	NE-CZ-NH2	-5.92	117.34	120.30
1	7S	32	PHE	CB-CG-CD1	5.92	124.95	120.80
1	7Y	120	HIS	CA-CB-CG	5.92	123.67	113.60
1	9f	162	ARG	O-C-N	-5.92	113.22	122.70
1	9t	145	TYR	CZ-CE2-CD2	5.92	125.13	119.80
1	9B	197	ASP	N-CA-CB	-5.92	99.94	110.60
1	a9	214	MET	N-CA-CB	-5.92	99.94	110.60
1	ap	193	ASN	C-N-CA	5.92	136.51	121.70
1	at	133	TRP	CH2-CZ2-CE2	5.92	123.33	117.40
1	be	168	PHE	CB-CG-CD2	-5.92	116.65	120.80
1	c7	18	ARG	CD-NE-CZ	5.92	131.89	123.60
1	cO	18	ARG	NE-CZ-NH1	5.92	123.26	120.30
1	dP	100	ARG	N-CA-CB	5.92	121.26	110.60
1	dX	166	ASP	O-C-N	-5.92	113.22	122.70
1	eo	107	THR	CA-CB-CG2	-5.92	104.11	112.40
1	fA	149	SER	N-CA-CB	5.92	119.39	110.50
1	gk	66	MET	O-C-N	-5.92	113.22	122.70
1	i3	173	ARG	NE-CZ-NH2	-5.92	117.34	120.30
1	io	168	PHE	CB-CG-CD2	5.92	124.95	120.80
1	jF	118	MET	CB-CA-C	-5.92	98.55	110.40
1	jK	184	TRP	CD2-CE3-CZ3	5.92	126.50	118.80
1	4Q	134	ILE	O-C-N	-5.92	113.22	122.70
1	9c	173	ARG	NE-CZ-NH1	5.92	123.26	120.30
1	aD	154	ARG	NE-CZ-NH2	-5.92	117.34	120.30
1	aI	40	PHE	CB-CG-CD1	5.92	124.95	120.80
1	aW	44	SER	N-CA-CB	5.92	119.39	110.50
1	bo	143	ARG	NH1-CZ-NH2	-5.92	112.89	119.40
1	cU	1	PRO	N-CA-CB	-5.92	96.08	102.60
1	gf	197	ASP	CB-CG-OD2	5.92	123.63	118.30
1	gr	155	GLN	CG-CD-OE1	5.92	133.44	121.60
1	h4	18	ARG	NE-CZ-NH2	5.92	123.26	120.30
1	hy	21	ASN	CB-CA-C	5.92	122.25	110.40
1	j2	143	ARG	CB-CA-C	-5.92	98.56	110.40
1	j7	18	ARG	NE-CZ-NH1	5.92	123.26	120.30
1	jl	154	ARG	NE-CZ-NH2	-5.92	117.34	120.30
1	1W	18	ARG	NE-CZ-NH1	5.92	123.26	120.30
1	jK	24	VAL	CA-CB-CG2	-5.92	102.02	110.90
1	kh	107	THR	CA-CB-CG2	5.92	120.69	112.40
1	kv	37	ILE	N-CA-C	5.92	126.99	111.00
1	kC	51	ASP	CB-CG-OD1	-5.92	112.97	118.30
1	lG	77	ALA	CB-CA-C	-5.92	101.22	110.10
1	3m	18	ARG	NE-CZ-NH2	-5.92	117.34	120.30

Continued on next page...

Continued from previous page...

Mol	Chain	Res	Type	Atoms	Z	Observed(°)	Ideal(°)
1	3q	132	ARG	NE-CZ-NH1	5.92	123.26	120.30
1	3F	95	GLN	O-C-N	-5.92	113.22	122.70
1	4h	51	ASP	CB-CA-C	-5.92	98.56	110.40
1	4r	161	PHE	CB-CG-CD1	5.92	124.95	120.80
1	4z	168	PHE	CB-CG-CD1	-5.92	116.66	120.80
1	5I	132	ARG	NE-CZ-NH2	-5.92	117.34	120.30
1	62	97	ARG	NE-CZ-NH2	-5.92	117.34	120.30
1	6H	173	ARG	NE-CZ-NH1	5.92	123.26	120.30
1	8t	229	ARG	NE-CZ-NH2	-5.92	117.34	120.30
1	91	162	ARG	NE-CZ-NH2	-5.92	117.34	120.30
1	9y	139	ASN	O-C-N	-5.92	113.22	122.70
1	a6	173	ARG	NH1-CZ-NH2	-5.92	112.89	119.40
1	as	155	GLN	O-C-N	-5.92	113.13	123.20
1	16	36	VAL	CA-CB-CG2	5.92	119.78	110.90
1	cB	133	TRP	CB-CG-CD1	5.92	134.70	127.00
1	f2	167	ARG	NE-CZ-NH1	5.92	123.26	120.30
1	f9	96	MET	CG-SD-CE	5.92	109.67	100.20
1	fo	65	ALA	CB-CA-C	5.92	118.98	110.10
1	fZ	221	VAL	CA-CB-CG1	-5.92	102.02	110.90
1	m	117	TRP	CE2-CD2-CG	-5.92	102.56	107.30
1	gE	11	VAL	CG1-CB-CG2	-5.92	101.43	110.90
1	hE	231	LEU	CB-CG-CD2	5.92	121.06	111.00
1	j9	154	ARG	NE-CZ-NH2	-5.92	117.34	120.30
1	jj	195	ASN	CB-CA-C	5.92	122.24	110.40
1	l7	184	TRP	CD1-NE1-CE2	-5.92	103.67	109.00
1	2K	19	THR	O-C-N	-5.92	113.23	122.70
1	2O	1	PRO	CA-N-CD	-5.92	103.21	111.50
1	3w	178	SER	O-C-N	-5.92	113.23	122.70
1	3C	54	THR	CA-CB-CG2	5.92	120.69	112.40
1	55	216	THR	OG1-CB-CG2	-5.92	96.38	110.00
1	8T	83	LEU	N-CA-CB	-5.92	98.56	110.40
1	aG	132	ARG	NE-CZ-NH2	-5.92	117.34	120.30
1	bM	39	MET	CG-SD-CE	-5.92	90.73	100.20
1	dB	100	ARG	NH1-CZ-NH2	5.92	125.91	119.40
1	eh	23	TRP	CB-CG-CD2	5.92	134.30	126.60
1	fH	188	THR	CA-CB-CG2	-5.92	104.11	112.40
1	gg	82	ARG	NE-CZ-NH1	5.92	123.26	120.30
1	hZ	128	GLU	N-CA-CB	5.92	121.25	110.60
1	1U	58	THR	CA-CB-CG2	-5.92	104.11	112.40
1	21	31	ALA	N-CA-CB	5.92	118.39	110.10
1	kG	40	PHE	CB-CG-CD2	5.92	124.94	120.80
1	kP	140	LYS	CB-CA-C	5.92	122.24	110.40

Continued on next page...

Continued from previous page...

Mol	Chain	Res	Type	Atoms	Z	Observed(°)	Ideal(°)
1	kT	169	TYR	CD1-CG-CD2	-5.92	111.39	117.90
1	ls	164	TYR	CB-CG-CD2	-5.92	117.45	121.00
1	lB	162	ARG	NE-CZ-NH2	-5.92	117.34	120.30
1	2K	154	ARG	NE-CZ-NH2	-5.92	117.34	120.30
1	35	231	LEU	CB-CA-C	5.92	121.45	110.20
1	3G	80	TRP	CE2-CD2-CE3	5.92	125.80	118.70
1	3P	117	TRP	CB-CG-CD2	5.92	134.29	126.60
1	4F	3	VAL	CA-CB-CG1	5.92	119.78	110.90
1	5e	116	GLY	O-C-N	-5.92	113.23	122.70
1	5u	162	ARG	NE-CZ-NH1	5.92	123.26	120.30
1	60	154	ARG	NE-CZ-NH1	-5.92	117.34	120.30
1	62	85	PRO	N-CA-CB	-5.92	96.09	102.60
1	7I	161	PHE	CB-CG-CD1	5.92	124.94	120.80
1	7Q	121	ASN	CB-CG-OD1	5.92	133.44	121.60
1	8n	130	TYR	CB-CG-CD2	-5.92	117.45	121.00
1	8N	163	ASP	CB-CG-OD2	-5.92	112.97	118.30
1	a1	173	ARG	NE-CZ-NH1	5.92	123.26	120.30
1	cx	167	ARG	O-C-N	-5.92	113.23	122.70
1	df	51	ASP	CB-CG-OD1	-5.92	112.97	118.30
1	dv	107	THR	CA-CB-CG2	-5.92	104.11	112.40
1	dU	45	GLU	OE1-CD-OE2	-5.92	116.20	123.30
1	dW	23	TRP	CZ3-CH2-CZ2	5.92	128.70	121.60
1	ev	215	MET	CG-SD-CE	-5.92	90.73	100.20
1	ey	43	LEU	N-CA-CB	-5.92	98.56	110.40
1	eO	66	MET	CG-SD-CE	5.92	109.67	100.20
1	y	59	VAL	O-C-N	-5.92	113.14	123.20
1	gC	79	GLU	OE1-CD-OE2	-5.92	116.20	123.30
1	i3	164	TYR	CB-CG-CD2	5.92	124.55	121.00
1	i4	39	MET	CG-SD-CE	-5.92	90.73	100.20
1	iE	154	ARG	NE-CZ-NH1	5.92	123.26	120.30
1	iS	100	ARG	C-N-CA	5.92	134.72	122.30
1	jU	224	PRO	N-CD-CG	5.92	112.08	103.20
1	k2	168	PHE	CB-CG-CD1	-5.92	116.66	120.80
1	kf	143	ARG	NE-CZ-NH1	5.92	123.26	120.30
1	lo	32	PHE	CB-CG-CD2	5.92	124.94	120.80
1	2Z	23	TRP	N-CA-CB	-5.92	99.95	110.60
1	4J	173	ARG	NE-CZ-NH2	-5.92	117.34	120.30
1	5o	103	ASP	CB-CG-OD2	-5.92	112.97	118.30
1	6m	10	MET	CG-SD-CE	-5.92	90.73	100.20
1	6V	190	LEU	CB-CG-CD2	-5.92	100.94	111.00
1	7c	148	THR	N-CA-CB	5.92	121.54	110.30
1	7z	1	PRO	CA-N-CD	-5.92	103.22	111.50

Continued on next page...

Continued from previous page...

Mol	Chain	Res	Type	Atoms	Z	Observed(°)	Ideal(°)
1	7G	188	THR	O-C-N	-5.92	113.23	122.70
1	7N	168	PHE	CG-CD2-CE2	5.92	127.31	120.80
1	8y	213	GLU	O-C-N	-5.92	113.23	122.70
1	8D	173	ARG	NH1-CZ-NH2	-5.92	112.89	119.40
1	95	100	ARG	NE-CZ-NH2	5.92	123.26	120.30
1	aI	100	ARG	NE-CZ-NH1	5.92	123.26	120.30
1	cr	23	TRP	CE2-CD2-CG	-5.92	102.57	107.30
1	lg	80	TRP	CB-CG-CD1	-5.92	119.31	127.00
1	cK	161	PHE	CB-CG-CD2	-5.92	116.66	120.80
1	dw	150	ILE	CB-CA-C	-5.92	99.77	111.60
1	fm	143	ARG	NE-CZ-NH2	5.92	123.26	120.30
1	fA	144	MET	CG-SD-CE	-5.92	90.73	100.20
1	fC	32	PHE	CG-CD2-CE2	5.92	127.31	120.80
1	fU	117	TRP	CB-CG-CD1	-5.92	119.31	127.00
1	gj	199	LYS	CA-CB-CG	5.92	126.41	113.40
1	gm	54	THR	CA-CB-CG2	-5.92	104.12	112.40
1	iA	130	TYR	CB-CG-CD2	-5.92	117.45	121.00
1	4p	22	ALA	N-CA-CB	-5.92	101.82	110.10
1	6f	100	ARG	NE-CZ-NH1	5.92	123.26	120.30
1	6s	130	TYR	CB-CG-CD1	-5.92	117.45	121.00
1	7J	168	PHE	CB-CG-CD2	-5.92	116.66	120.80
1	92	168	PHE	CD1-CE1-CZ	-5.92	113.00	120.10
1	9K	18	ARG	NE-CZ-NH2	5.92	123.26	120.30
1	ai	168	PHE	CZ-CE2-CD2	-5.92	113.00	120.10
1	as	29	GLU	OE1-CD-OE2	-5.92	116.20	123.30
1	l2	118	MET	N-CA-CB	-5.92	99.95	110.60
1	d9	173	ARG	NH1-CZ-NH2	-5.92	112.89	119.40
1	dc	184	TRP	CA-CB-CG	5.92	124.94	113.70
1	fx	18	ARG	NH1-CZ-NH2	-5.92	112.89	119.40
1	fH	143	ARG	NE-CZ-NH1	5.92	123.26	120.30
1	g8	32	PHE	CB-CG-CD1	-5.91	116.66	120.80
1	gJ	140	LYS	O-C-N	-5.91	113.24	122.70
1	hK	215	MET	CG-SD-CE	-5.91	90.74	100.20
1	jB	167	ARG	NH1-CZ-NH2	-5.91	112.90	119.40
1	kc	80	TRP	CD1-NE1-CE2	5.91	114.32	109.00
1	kL	39	MET	CG-SD-CE	-5.91	90.74	100.20
1	kS	103	ASP	CB-CG-OD1	-5.91	112.98	118.30
1	le	108	THR	O-C-N	-5.91	113.24	122.70
1	2j	145	TYR	CG-CD2-CE2	-5.91	116.57	121.30
1	4W	144	MET	CG-SD-CE	-5.91	90.74	100.20
1	4Z	176	GLN	CG-CD-OE1	-5.91	109.77	121.60
1	69	11	VAL	CB-CA-C	-5.91	100.16	111.40

Continued on next page...

Continued from previous page...

Mol	Chain	Res	Type	Atoms	Z	Observed(°)	Ideal(°)
1	6C	181	VAL	CA-CB-CG2	-5.91	102.03	110.90
1	7K	59	VAL	O-C-N	-5.91	113.15	123.20
1	8y	214	MET	O-C-N	-5.91	113.24	122.70
1	8N	169	TYR	CB-CG-CD2	-5.91	117.45	121.00
1	9j	154	ARG	CG-CD-NE	-5.91	99.38	111.80
1	9B	154	ARG	NE-CZ-NH2	5.91	123.26	120.30
1	aE	164	TYR	CB-CG-CD1	5.91	124.55	121.00
1	14	5	ASN	C-N-CA	5.91	136.48	121.70
1	bV	184	TRP	CG-CD2-CE3	-5.91	128.58	133.90
1	cL	37	ILE	CA-C-O	-5.91	107.68	120.10
1	e6	166	ASP	CB-CG-OD2	-5.91	112.98	118.30
1	1p	23	TRP	CB-CG-CD2	-5.91	118.91	126.60
1	el	191	VAL	CG1-CB-CG2	-5.91	101.44	110.90
1	fR	133	TRP	CB-CG-CD2	-5.91	118.91	126.60
1	g	103	ASP	CB-CG-OD1	5.91	123.62	118.30
1	K	32	PHE	CB-CG-CD1	5.91	124.94	120.80
1	hp	18	ARG	NH1-CZ-NH2	-5.91	112.90	119.40
1	iz	228	ALA	N-CA-CB	5.91	118.38	110.10
1	lg	167	ARG	NH1-CZ-NH2	-5.91	112.90	119.40
1	3F	13	GLN	N-CA-CB	5.91	121.24	110.60
1	3Q	97	ARG	CG-CD-NE	-5.91	99.39	111.80
1	5a	74	ASN	CB-CA-C	-5.91	98.58	110.40
1	5d	164	TYR	CG-CD1-CE1	-5.91	116.57	121.30
1	5t	136	LEU	CB-CG-CD2	-5.91	100.95	111.00
1	6C	27	VAL	O-C-N	-5.91	113.24	122.70
1	81	82	ARG	NE-CZ-NH2	-5.91	117.34	120.30
1	8x	32	PHE	CB-CG-CD1	5.91	124.94	120.80
1	9E	110	THR	CA-CB-CG2	-5.91	104.12	112.40
1	9L	119	THR	CA-CB-CG2	-5.91	104.12	112.40
1	cV	109	SER	N-CA-CB	5.91	119.37	110.50
1	dT	130	TYR	CZ-CE2-CD2	-5.91	114.48	119.80
1	en	210	THR	CA-CB-CG2	-5.91	104.12	112.40
1	1w	173	ARG	NE-CZ-NH1	5.91	123.26	120.30
1	fq	145	TYR	CB-CG-CD2	5.91	124.55	121.00
1	s	77	ALA	N-CA-CB	-5.91	101.82	110.10
1	8	32	PHE	CB-CG-CD1	-5.91	116.66	120.80
1	gs	17	PRO	N-CA-CB	-5.91	96.10	102.60
1	gw	80	TRP	CD1-CG-CD2	-5.91	101.57	106.30
1	1M	173	ARG	NE-CZ-NH2	-5.91	117.34	120.30
1	ia	173	ARG	CA-CB-CG	5.91	126.40	113.40
1	il	126	VAL	CG1-CB-CG2	-5.91	101.44	110.90
1	in	109	SER	CB-CA-C	-5.91	98.87	110.10

Continued on next page...

Continued from previous page...

Mol	Chain	Res	Type	Atoms	Z	Observed(°)	Ideal(°)
1	iE	102	SER	N-CA-CB	-5.91	101.64	110.50
1	j0	164	TYR	CB-CG-CD2	-5.91	117.45	121.00
1	1W	162	ARG	NE-CZ-NH2	-5.91	117.34	120.30
1	kE	161	PHE	CD1-CE1-CZ	5.91	127.19	120.10
1	l1	173	ARG	NH1-CZ-NH2	-5.91	112.90	119.40
1	lz	28	GLU	O-C-N	-5.91	113.24	122.70
1	2l	117	TRP	CD1-NE1-CE2	5.91	114.32	109.00
1	2N	184	TRP	CG-CD2-CE3	-5.91	128.58	133.90
1	3r	167	ARG	CD-NE-CZ	5.91	131.88	123.60
1	3E	21	ASN	CB-CA-C	5.91	122.22	110.40
1	4b	152	ASP	CB-CG-OD2	5.91	123.62	118.30
1	4y	146	SER	N-CA-CB	5.91	119.37	110.50
1	4K	26	VAL	CA-CB-CG2	-5.91	102.03	110.90
1	5Q	96	MET	CG-SD-CE	-5.91	90.74	100.20
1	7G	100	ARG	NH1-CZ-NH2	-5.91	112.90	119.40
1	7X	10	MET	N-CA-CB	5.91	121.24	110.60
1	8q	191	VAL	CA-CB-CG2	5.91	119.77	110.90
1	ar	162	ARG	NE-CZ-NH1	5.91	123.25	120.30
1	aR	72	THR	O-C-N	-5.91	113.25	122.70
1	bJ	96	MET	CG-SD-CE	5.91	109.66	100.20
1	cb	142	VAL	CA-CB-CG2	-5.91	102.03	110.90
1	cr	184	TRP	CG-CD2-CE3	-5.91	128.58	133.90
1	cB	229	ARG	NH1-CZ-NH2	-5.91	112.90	119.40
1	d2	97	ARG	NE-CZ-NH2	5.91	123.26	120.30
1	1m	145	TYR	CB-CG-CD1	5.91	124.55	121.00
1	eb	184	TRP	NE1-CE2-CD2	5.91	113.21	107.30
1	ex	10	MET	CG-SD-CE	-5.91	90.74	100.20
1	eA	23	TRP	CA-CB-CG	5.91	124.93	113.70
1	eZ	29	GLU	O-C-N	-5.91	113.24	122.70
1	f5	48	THR	CA-CB-CG2	-5.91	104.13	112.40
1	0	133	TRP	CB-CG-CD1	5.91	134.68	127.00
1	g9	47	ALA	N-CA-CB	-5.91	101.83	110.10
1	g9	67	GLN	O-C-N	-5.91	113.25	122.70
1	1C	21	ASN	N-CA-CB	-5.91	99.96	110.60
1	gp	132	ARG	NE-CZ-NH1	-5.91	117.35	120.30
1	he	145	TYR	CG-CD2-CE2	-5.91	116.57	121.30
1	1K	169	TYR	CG-CD1-CE1	5.91	126.03	121.30
1	i3	48	THR	CA-CB-CG2	-5.91	104.13	112.40
1	ib	145	TYR	CB-CG-CD1	-5.91	117.45	121.00
1	ih	133	TRP	CH2-CZ2-CE2	5.91	123.31	117.40
1	it	161	PHE	CB-CG-CD2	5.91	124.94	120.80
1	j6	163	ASP	CB-CG-OD1	-5.91	112.98	118.30

Continued on next page...

Continued from previous page...

Mol	Chain	Res	Type	Atoms	Z	Observed(°)	Ideal(°)
1	je	133	TRP	CB-CG-CD1	5.91	134.68	127.00
1	jq	149	SER	N-CA-CB	5.91	119.36	110.50
1	km	197	ASP	CB-CG-OD1	5.91	123.62	118.30
1	l5	154	ARG	NE-CZ-NH1	5.91	123.25	120.30
1	lK	24	VAL	CA-CB-CG1	5.91	119.76	110.90
1	2w	133	TRP	O-C-N	-5.91	113.25	122.70
1	30	23	TRP	CB-CA-C	5.91	122.22	110.40
1	3B	145	TYR	CG-CD2-CE2	-5.91	116.57	121.30
1	4F	62	HIS	O-C-N	-5.91	113.25	122.70
1	4P	149	SER	CB-CA-C	-5.91	98.87	110.10
1	4X	10	MET	CA-CB-CG	5.91	123.34	113.30
1	6w	58	THR	N-CA-CB	5.91	121.53	110.30
1	75	100	ARG	NE-CZ-NH1	5.91	123.25	120.30
1	7B	100	ARG	NE-CZ-NH1	-5.91	117.35	120.30
1	8c	41	SER	N-CA-CB	5.91	119.36	110.50
1	8q	6	LEU	N-CA-CB	5.91	122.22	110.40
1	8z	213	GLU	OE1-CD-OE2	-5.91	116.21	123.30
1	96	78	ALA	CB-CA-C	5.91	118.96	110.10
1	9l	87	HIS	N-CA-C	5.91	126.95	111.00
1	am	187	GLU	OE1-CD-OE2	-5.91	116.21	123.30
1	aV	138	LEU	CB-CA-C	5.91	121.43	110.20
1	bn	77	ALA	CB-CA-C	-5.91	101.24	110.10
1	cf	152	ASP	N-CA-CB	-5.91	99.96	110.60
1	cp	149	SER	O-C-N	-5.91	113.25	122.70
1	e6	57	ASN	O-C-N	-5.91	113.25	122.70
1	eN	18	ARG	CD-NE-CZ	5.91	131.87	123.60
1	fi	51	ASP	CB-CG-OD2	-5.91	112.98	118.30
1	fn	96	MET	CG-SD-CE	-5.91	90.75	100.20
1	hO	39	MET	CG-SD-CE	-5.91	90.75	100.20
1	lM	144	MET	CG-SD-CE	-5.91	90.75	100.20
1	jQ	39	MET	O-C-N	-5.91	113.25	122.70
1	l8	7	GLN	CB-CG-CD	5.91	126.96	111.60
1	3o	117	TRP	CG-CD2-CE3	-5.91	128.58	133.90
1	4H	143	ARG	NH1-CZ-NH2	5.91	125.90	119.40
1	5d	164	TYR	CB-CG-CD2	-5.91	117.46	121.00
1	5y	185	MET	CG-SD-CE	-5.91	90.75	100.20
1	7R	165	VAL	CA-CB-CG1	5.91	119.76	110.90
1	9c	166	ASP	CB-CG-OD2	5.91	123.62	118.30
1	bq	82	ARG	NE-CZ-NH2	-5.91	117.35	120.30
1	c0	105	ALA	N-CA-CB	-5.91	101.83	110.10
1	dP	58	THR	CA-CB-CG2	-5.91	104.13	112.40
1	fi	197	ASP	CB-CG-OD1	-5.91	112.98	118.30

Continued on next page...

Continued from previous page...

Mol	Chain	Res	Type	Atoms	Z	Observed(°)	Ideal(°)
1	gE	32	PHE	CB-CG-CD1	-5.91	116.67	120.80
1	gR	185	MET	O-C-N	-5.91	113.25	122.70
1	h8	96	MET	CG-SD-CE	5.91	109.65	100.20
1	hk	186	THR	N-CA-CB	5.91	121.52	110.30
1	hr	210	THR	CA-CB-CG2	-5.91	104.13	112.40
1	hs	155	GLN	C-N-CA	5.91	134.70	122.30
1	hP	23	TRP	CB-CG-CD1	5.91	134.68	127.00
1	i9	23	TRP	CD1-NE1-CE2	5.91	114.31	109.00
1	jo	9	GLN	N-CA-CB	5.91	121.23	110.60
1	jt	215	MET	CG-SD-CE	-5.91	90.75	100.20
1	1X	97	ARG	N-CA-CB	5.91	121.23	110.60
1	jP	167	ARG	C-N-CA	5.91	136.46	121.70
1	kc	4	GLN	CB-CA-C	5.91	122.21	110.40
1	kq	168	PHE	N-CA-CB	-5.91	99.97	110.60
1	kA	4	GLN	CA-CB-CG	5.91	126.39	113.40
1	kF	123	PRO	N-CD-CG	-5.91	94.34	103.20
1	lh	81	ASP	CB-CG-OD1	-5.91	112.98	118.30
1	2m	82	ARG	NH1-CZ-NH2	-5.91	112.90	119.40
1	2Z	167	ARG	CB-CA-C	-5.91	98.59	110.40
1	3F	154	ARG	N-CA-CB	5.91	121.23	110.60
1	4b	97	ARG	NE-CZ-NH2	-5.91	117.35	120.30
1	4s	185	MET	CA-CB-CG	-5.91	103.26	113.30
1	4u	51	ASP	CB-CG-OD2	-5.91	112.99	118.30
1	5H	228	ALA	N-CA-CB	-5.91	101.83	110.10
1	6d	56	LEU	CB-CG-CD2	5.91	121.04	111.00
1	6s	229	ARG	CD-NE-CZ	5.91	131.87	123.60
1	6v	27	VAL	O-C-N	-5.91	113.25	122.70
1	6x	44	SER	O-C-N	-5.91	113.25	122.70
1	7Q	132	ARG	NE-CZ-NH2	-5.91	117.35	120.30
1	9z	174	ALA	N-CA-CB	-5.91	101.83	110.10
1	9G	43	LEU	CB-CG-CD2	5.91	121.04	111.00
1	9X	105	ALA	O-C-N	-5.91	113.16	123.20
1	13	95	GLN	O-C-N	-5.91	113.25	122.70
1	aF	142	VAL	O-C-N	-5.91	113.25	122.70
1	aL	215	MET	N-CA-C	5.91	126.94	111.00
1	1b	69	LEU	CB-CG-CD2	-5.91	100.96	111.00
1	c1	163	ASP	CB-CG-OD2	-5.91	112.98	118.30
1	cN	162	ARG	NE-CZ-NH2	5.91	123.25	120.30
1	e0	32	PHE	CB-CG-CD1	5.91	124.93	120.80
1	fo	162	ARG	NE-CZ-NH2	-5.91	117.35	120.30
1	fQ	173	ARG	NH1-CZ-NH2	5.91	125.90	119.40
1	fR	47	ALA	CB-CA-C	-5.91	101.24	110.10

Continued on next page...

Continued from previous page...

Mol	Chain	Res	Type	Atoms	Z	Observed(°)	Ideal(°)
1	X	2	ILE	CB-CA-C	5.91	123.41	111.60
1	5	168	PHE	CB-CG-CD2	-5.91	116.67	120.80
1	go	6	LEU	CB-CG-CD1	5.90	121.04	111.00
1	io	194	ALA	N-CA-CB	5.90	118.37	110.10
1	iF	5	ASN	CB-CA-C	-5.90	98.59	110.40
1	l0	151	LEU	O-C-N	-5.90	113.25	122.70
1	5w	221	VAL	CG1-CB-CG2	-5.90	101.45	110.90
1	6p	152	ASP	CB-CG-OD2	5.90	123.61	118.30
1	81	229	ARG	NH1-CZ-NH2	-5.90	112.91	119.40
1	8Z	188	THR	CA-CB-CG2	-5.90	104.13	112.40
1	bJ	159	GLU	OE1-CD-OE2	-5.90	116.22	123.30
1	bP	197	ASP	CB-CG-OD1	5.90	123.61	118.30
1	cN	130	TYR	CB-CG-CD2	-5.90	117.46	121.00
1	dT	80	TRP	CB-CG-CD2	5.90	134.28	126.60
1	e3	97	ARG	O-C-N	-5.90	113.25	122.70
1	et	120	HIS	CA-CB-CG	5.90	123.64	113.60
1	ez	197	ASP	CB-CG-OD2	-5.90	112.99	118.30
1	eM	103	ASP	CB-CG-OD1	5.90	123.61	118.30
1	fr	177	ALA	N-CA-CB	5.90	118.37	110.10
1	fG	31	ALA	CB-CA-C	5.90	118.96	110.10
1	fM	226	HIS	CA-CB-CG	5.90	123.64	113.60
1	C	98	GLU	OE1-CD-OE2	-5.90	116.22	123.30
1	J	168	PHE	CB-CG-CD2	-5.90	116.67	120.80
1	S	145	TYR	CG-CD1-CE1	-5.90	116.58	121.30
1	hz	117	TRP	NE1-CE2-CZ2	-5.90	123.91	130.40
1	hD	169	TYR	CB-CG-CD1	-5.90	117.46	121.00
1	ii	228	ALA	N-CA-CB	5.90	118.36	110.10
1	iL	199	LYS	O-C-N	-5.90	113.26	122.70
1	jk	183	ASN	CA-CB-CG	-5.90	100.42	113.40
1	jx	80	TRP	CD2-CE2-CZ2	-5.90	115.22	122.30
1	jE	230	VAL	CA-CB-CG2	5.90	119.75	110.90
1	k3	169	TYR	O-C-N	-5.90	113.26	122.70
1	kH	133	TRP	CD1-CG-CD2	-5.90	101.58	106.30
1	l4	132	ARG	NE-CZ-NH1	5.90	123.25	120.30
1	lP	143	ARG	NE-CZ-NH1	5.90	123.25	120.30
1	2d	82	ARG	NH1-CZ-NH2	-5.90	112.91	119.40
1	2z	20	LEU	CB-CG-CD2	5.90	121.03	111.00
1	2Z	98	GLU	OE1-CD-OE2	-5.90	116.22	123.30
1	36	210	THR	CA-CB-OG1	5.90	121.39	109.00
1	3B	169	TYR	CD1-CE1-CZ	5.90	125.11	119.80
1	3L	184	TRP	CB-CG-CD1	-5.90	119.33	127.00
1	45	168	PHE	CB-CG-CD1	5.90	124.93	120.80

Continued on next page...

Continued from previous page...

Mol	Chain	Res	Type	Atoms	Z	Observed(°)	Ideal(°)
1	4n	168	PHE	CB-CG-CD2	5.90	124.93	120.80
1	4G	49	PRO	O-C-N	-5.90	113.26	122.70
1	4L	38	PRO	N-CD-CG	5.90	112.05	103.20
1	4W	24	VAL	CG1-CB-CG2	-5.90	101.45	110.90
1	5s	100	ARG	NE-CZ-NH2	-5.90	117.35	120.30
1	5S	133	TRP	CG-CD1-NE1	5.90	116.00	110.10
1	72	36	VAL	CA-CB-CG2	-5.90	102.05	110.90
1	7r	231	LEU	CB-CG-CD2	5.90	121.03	111.00
1	7H	230	VAL	CA-CB-CG1	5.90	119.75	110.90
1	7V	228	ALA	CB-CA-C	-5.90	101.25	110.10
1	94	164	TYR	CB-CG-CD2	-5.90	117.46	121.00
1	9p	10	MET	CG-SD-CE	-5.90	90.76	100.20
1	9M	26	VAL	CA-CB-CG1	5.90	119.75	110.90
1	ag	164	TYR	CG-CD1-CE1	-5.90	116.58	121.30
1	aK	80	TRP	NE1-CE2-CZ2	-5.90	123.91	130.40
1	aM	184	TRP	NE1-CE2-CD2	5.90	113.20	107.30
1	br	126	VAL	CA-CB-CG2	5.90	119.75	110.90
1	18	229	ARG	NE-CZ-NH1	5.90	123.25	120.30
1	bY	152	ASP	CB-CG-OD1	-5.90	112.99	118.30
1	cN	27	VAL	CG1-CB-CG2	-5.90	101.45	110.90
1	cW	221	VAL	CA-CB-CG2	5.90	119.75	110.90
1	e0	55	MET	CG-SD-CE	-5.90	90.75	100.20
1	1p	51	ASP	CB-CG-OD1	5.90	123.61	118.30
1	ek	111	LEU	CB-CG-CD1	5.90	121.03	111.00
1	1r	45	GLU	N-CA-C	5.90	126.94	111.00
1	eC	152	ASP	CB-CG-OD1	5.90	123.61	118.30
1	fy	97	ARG	NH1-CZ-NH2	-5.90	112.91	119.40
1	fB	24	VAL	CA-CB-CG2	-5.90	102.05	110.90
1	v	107	THR	CA-CB-CG2	-5.90	104.14	112.40
1	H	200	THR	O-C-N	-5.90	113.26	122.70
1	9	163	ASP	CB-CG-OD1	5.90	123.61	118.30
1	gb	82	ARG	NE-CZ-NH2	-5.90	117.35	120.30
1	gc	105	ALA	N-CA-CB	-5.90	101.84	110.10
1	iO	166	ASP	CB-CG-OD2	-5.90	112.99	118.30
1	kL	169	TYR	CB-CG-CD2	5.90	124.54	121.00
1	kS	146	SER	N-CA-C	5.90	126.93	111.00
1	kX	90	PRO	N-CA-C	5.90	127.44	112.10
1	2s	202	LEU	O-C-N	-5.90	113.26	122.70
1	3d	139	ASN	CB-CG-OD1	-5.90	109.80	121.60
1	3I	215	MET	O-C-N	-5.90	113.26	122.70
1	4f	98	GLU	O-C-N	-5.90	109.89	121.10
1	5x	133	TRP	CD1-NE1-CE2	5.90	114.31	109.00

Continued on next page...

Continued from previous page...

Mol	Chain	Res	Type	Atoms	Z	Observed(°)	Ideal(°)
1	6a	174	ALA	N-CA-CB	-5.90	101.84	110.10
1	6c	164	TYR	CD1-CG-CD2	5.90	124.39	117.90
1	6M	80	TRP	CB-CG-CD2	-5.90	118.93	126.60
1	6V	143	ARG	NE-CZ-NH1	5.90	123.25	120.30
1	7e	143	ARG	NH1-CZ-NH2	-5.90	112.91	119.40
1	8o	173	ARG	NE-CZ-NH2	-5.90	117.35	120.30
1	8Z	77	ALA	CB-CA-C	-5.90	101.25	110.10
1	9u	117	TRP	CD1-CG-CD2	5.90	111.02	106.30
1	9z	145	TYR	CG-CD2-CE2	-5.90	116.58	121.30
1	aN	215	MET	CB-CA-C	5.90	122.20	110.40
1	c9	145	TYR	CG-CD2-CE2	5.90	126.02	121.30
1	cp	145	TYR	CD1-CG-CD2	5.90	124.39	117.90
1	cQ	163	ASP	CB-CA-C	5.90	122.20	110.40
1	cX	82	ARG	NE-CZ-NH1	-5.90	117.35	120.30
1	ds	109	SER	N-CA-CB	5.90	119.35	110.50
1	dY	174	ALA	N-CA-CB	5.90	118.36	110.10
1	et	68	MET	CG-SD-CE	-5.90	90.76	100.20
1	fN	31	ALA	CB-CA-C	5.90	118.95	110.10
1	g3	154	ARG	NE-CZ-NH1	5.90	123.25	120.30
1	1B	110	THR	CA-CB-CG2	5.90	120.66	112.40
1	1D	64	ALA	O-C-N	-5.90	113.26	122.70
1	hm	168	PHE	CB-CG-CD1	-5.90	116.67	120.80
1	1R	174	ALA	N-CA-CB	-5.90	101.84	110.10
1	3o	18	ARG	O-C-N	-5.90	113.26	122.70
1	3M	40	PHE	CB-CG-CD2	5.90	124.93	120.80
1	48	184	TRP	CE3-CZ3-CH2	5.90	127.69	121.20
1	4t	152	ASP	CB-CG-OD1	5.90	123.61	118.30
1	6O	162	ARG	NE-CZ-NH1	5.90	123.25	120.30
1	7O	82	ARG	NE-CZ-NH1	5.90	123.25	120.30
1	7Z	160	PRO	N-CA-CB	5.90	110.38	103.30
1	8o	118	MET	CG-SD-CE	-5.90	90.76	100.20
1	8G	190	LEU	CB-CG-CD2	-5.90	100.97	111.00
1	9b	130	TYR	CG-CD1-CE1	-5.90	116.58	121.30
1	9T	169	TYR	CB-CG-CD2	-5.90	117.46	121.00
1	ae	152	ASP	CB-CG-OD2	-5.90	112.99	118.30
1	af	51	ASP	CB-CG-OD1	5.90	123.61	118.30
1	aW	109	SER	N-CA-CB	5.90	119.35	110.50
1	aY	108	THR	CA-CB-CG2	-5.90	104.14	112.40
1	d9	133	TRP	CB-CG-CD1	5.90	134.67	127.00
1	dq	51	ASP	CB-CG-OD2	5.90	123.61	118.30
1	dq	130	TYR	CG-CD1-CE1	-5.90	116.58	121.30
1	dW	80	TRP	CD1-CG-CD2	-5.90	101.58	106.30

Continued on next page...

Continued from previous page...

Mol	Chain	Res	Type	Atoms	Z	Observed(°)	Ideal(°)
1	eW	166	ASP	CB-CG-OD1	5.90	123.61	118.30
1	f7	144	MET	CG-SD-CE	-5.90	90.76	100.20
1	gn	90	PRO	N-CA-CB	-5.90	96.11	102.60
1	1G	169	TYR	CB-CG-CD2	5.90	124.54	121.00
1	hP	143	ARG	NH1-CZ-NH2	-5.90	112.91	119.40
1	i7	169	TYR	CB-CG-CD1	-5.90	117.46	121.00
1	in	57	ASN	O-C-N	-5.90	113.26	122.70
1	iu	55	MET	CG-SD-CE	-5.90	90.76	100.20
1	iX	100	ARG	NE-CZ-NH1	5.90	123.25	120.30
1	1U	40	PHE	CB-CG-CD1	-5.90	116.67	120.80
1	1U	145	TYR	N-CA-CB	5.90	121.22	110.60
1	1V	182	LYS	CA-CB-CG	5.90	126.37	113.40
1	kr	167	ARG	N-CA-CB	5.90	121.22	110.60
1	kE	132	ARG	NE-CZ-NH1	5.90	123.25	120.30
1	kI	164	TYR	CG-CD1-CE1	-5.90	116.58	121.30
1	ls	11	VAL	CG1-CB-CG2	-5.90	101.46	110.90
1	lt	120	HIS	CA-CB-CG	5.90	123.62	113.60
1	2u	113	GLU	O-C-N	-5.90	113.27	122.70
1	2v	122	PRO	N-CA-CB	-5.90	96.11	102.60
1	3P	132	ARG	NH1-CZ-NH2	-5.90	112.91	119.40
1	3V	82	ARG	NE-CZ-NH2	5.90	123.25	120.30
1	3Y	113	GLU	CG-CD-OE2	5.90	130.09	118.30
1	4P	163	ASP	CB-CG-OD2	-5.90	112.99	118.30
1	5E	40	PHE	CB-CG-CD1	-5.90	116.67	120.80
1	69	169	TYR	CD1-CE1-CZ	-5.90	114.49	119.80
1	6i	5	ASN	CB-CA-C	5.90	122.19	110.40
1	6s	165	VAL	O-C-N	-5.90	113.27	122.70
1	6w	45	GLU	OE1-CD-OE2	-5.90	116.22	123.30
1	6F	145	TYR	CB-CG-CD1	-5.90	117.46	121.00
1	6N	154	ARG	CD-NE-CZ	5.90	131.86	123.60
1	7R	163	ASP	CB-CG-OD1	-5.90	112.99	118.30
1	8p	169	TYR	CG-CD1-CE1	5.90	126.02	121.30
1	8V	192	GLN	N-CA-C	5.90	126.92	111.00
1	9d	162	ARG	NE-CZ-NH1	5.90	123.25	120.30
1	9T	168	PHE	CG-CD1-CE1	-5.90	114.31	120.80
1	a3	164	TYR	CD1-CE1-CZ	5.90	125.11	119.80
1	a9	154	ARG	CB-CA-C	-5.90	98.61	110.40
1	aW	64	ALA	N-CA-CB	-5.90	101.84	110.10
1	bv	62	HIS	N-CA-CB	5.90	121.21	110.60
1	cr	23	TRP	CD1-CG-CD2	5.90	111.02	106.30
1	db	133	TRP	CG-CD2-CE3	5.90	139.21	133.90
1	do	173	ARG	NE-CZ-NH1	5.90	123.25	120.30

Continued on next page...

Continued from previous page...

Mol	Chain	Res	Type	Atoms	Z	Observed(°)	Ideal(°)
1	dQ	145	TYR	CB-CG-CD2	-5.90	117.46	121.00
1	dS	173	ARG	NE-CZ-NH1	5.90	123.25	120.30
1	ev	161	PHE	CB-CG-CD1	-5.90	116.67	120.80
1	f6	210	THR	N-CA-CB	5.90	121.50	110.30
1	a	66	MET	CG-SD-CE	-5.90	90.76	100.20
1	3	39	MET	CG-SD-CE	-5.90	90.76	100.20
1	I	216	THR	CA-CB-CG2	-5.90	104.14	112.40
1	gd	64	ALA	CB-CA-C	-5.90	101.26	110.10
1	lC	130	TYR	CB-CG-CD1	5.90	124.54	121.00
1	in	213	GLU	OE1-CD-OE2	-5.90	116.22	123.30
1	iT	77	ALA	CB-CA-C	-5.90	101.26	110.10
1	jl	152	ASP	CB-CG-OD1	5.90	123.61	118.30
1	jp	18	ARG	NH1-CZ-NH2	5.90	125.89	119.40
1	jA	119	THR	CA-CB-CG2	-5.90	104.15	112.40
1	kB	167	ARG	NE-CZ-NH2	-5.90	117.35	120.30
1	lO	43	LEU	O-C-N	-5.90	113.27	122.70
1	4o	213	GLU	OE1-CD-OE2	5.90	130.38	123.30
1	58	177	ALA	N-CA-CB	5.90	118.36	110.10
1	5E	197	ASP	CB-CG-OD1	5.90	123.61	118.30
1	7Q	97	ARG	NE-CZ-NH2	-5.90	117.35	120.30
1	8u	80	TRP	CA-CB-CG	5.90	124.90	113.70
1	9B	49	PRO	N-CA-CB	5.90	110.38	103.30
1	aI	214	MET	CG-SD-CE	-5.90	90.77	100.20
1	b1	7	GLN	CG-CD-OE1	5.90	133.39	121.60
1	bs	185	MET	CG-SD-CE	-5.90	90.77	100.20
1	hI	100	ARG	CD-NE-CZ	5.89	131.85	123.60
1	i1	217	ALA	C-N-CA	5.89	136.44	121.70
1	iB	107	THR	OG1-CB-CG2	-5.89	96.44	110.00
1	iN	173	ARG	NH1-CZ-NH2	-5.89	112.92	119.40
1	iR	164	TYR	CB-CG-CD2	5.89	124.54	121.00
1	ku	160	PRO	O-C-N	-5.89	113.27	122.70
1	kF	132	ARG	NE-CZ-NH1	5.89	123.25	120.30
1	2C	80	TRP	CH2-CZ2-CE2	5.89	123.30	117.40
1	5n	85	PRO	N-CA-C	5.89	127.42	112.10
1	68	117	TRP	CB-CG-CD2	-5.89	118.94	126.60
1	68	117	TRP	NE1-CE2-CZ2	-5.89	123.92	130.40
1	6e	56	LEU	CB-CG-CD2	5.89	121.02	111.00
1	6A	58	THR	CA-CB-CG2	-5.89	104.15	112.40
1	7N	130	TYR	O-C-N	-5.89	113.27	122.70
1	15	144	MET	N-CA-CB	5.89	121.21	110.60
1	bT	154	ARG	NE-CZ-NH1	5.89	123.25	120.30
1	cm	110	THR	CA-CB-CG2	-5.89	104.15	112.40

Continued on next page...

Continued from previous page...

Mol	Chain	Res	Type	Atoms	Z	Observed(°)	Ideal(°)
1	dy	100	ARG	CG-CD-NE	-5.89	99.42	111.80
1	dW	81	ASP	CB-CG-OD1	5.89	123.61	118.30
1	e4	79	GLU	OE1-CD-OE2	-5.89	116.23	123.30
1	fn	53	ASN	O-C-N	-5.89	113.27	122.70
1	fB	132	ARG	NH1-CZ-NH2	-5.89	112.92	119.40
1	h	51	ASP	CB-CG-OD2	5.89	123.61	118.30
1	k	10	MET	CG-SD-CE	-5.89	90.77	100.20
1	gj	143	ARG	NH1-CZ-NH2	-5.89	112.92	119.40
1	gu	228	ALA	N-CA-CB	5.89	118.35	110.10
1	gW	108	THR	CA-CB-CG2	-5.89	104.15	112.40
1	hg	188	THR	C-N-CA	5.89	136.43	121.70
1	ie	96	MET	CA-CB-CG	5.89	123.32	113.30
1	ie	107	THR	CA-CB-CG2	5.89	120.65	112.40
1	it	82	ARG	NE-CZ-NH2	5.89	123.25	120.30
1	jR	68	MET	O-C-N	-5.89	113.27	122.70
1	ky	166	ASP	CB-CG-OD2	-5.89	113.00	118.30
1	kJ	132	ARG	NE-CZ-NH2	-5.89	117.35	120.30
1	kW	86	VAL	CA-CB-CG1	5.89	119.74	110.90
1	lb	79	GLU	OE1-CD-OE2	-5.89	116.23	123.30
1	2t	145	TYR	CZ-CE2-CD2	-5.89	114.50	119.80
1	2Q	168	PHE	CB-CG-CD2	-5.89	116.67	120.80
1	3w	103	ASP	CB-CG-OD1	5.89	123.60	118.30
1	4b	4	GLN	CG-CD-OE1	5.89	133.38	121.60
1	4F	103	ASP	CB-CG-OD1	5.89	123.60	118.30
1	4I	36	VAL	CA-CB-CG1	5.89	119.74	110.90
1	4T	208	ALA	N-CA-CB	-5.89	101.85	110.10
1	5t	166	ASP	CB-CA-C	5.89	122.19	110.40
1	5E	143	ARG	NE-CZ-NH2	5.89	123.25	120.30
1	6l	21	ASN	CB-CG-ND2	5.89	130.84	116.70
1	6p	67	GLN	O-C-N	-5.89	113.27	122.70
1	7B	108	THR	O-C-N	-5.89	113.27	122.70
1	7O	14	ALA	N-CA-CB	-5.89	101.85	110.10
1	7Z	3	VAL	O-C-N	-5.89	113.27	122.70
1	8a	173	ARG	NE-CZ-NH1	5.89	123.25	120.30
1	8B	145	TYR	CB-CG-CD2	-5.89	117.46	121.00
1	8V	100	ARG	NE-CZ-NH1	5.89	123.25	120.30
1	9a	66	MET	CG-SD-CE	-5.89	90.77	100.20
1	9y	145	TYR	CD1-CE1-CZ	-5.89	114.50	119.80
1	13	161	PHE	CB-CG-CD2	5.89	124.92	120.80
1	19	23	TRP	CE2-CD2-CE3	-5.89	111.63	118.70
1	bM	165	VAL	O-C-N	-5.89	113.27	122.70
1	c2	17	PRO	N-CA-C	5.89	127.42	112.10

Continued on next page...

Continued from previous page...

Mol	Chain	Res	Type	Atoms	Z	Observed(°)	Ideal(°)
1	cH	18	ARG	NH1-CZ-NH2	-5.89	112.92	119.40
1	lj	214	MET	CG-SD-CE	-5.89	90.77	100.20
1	dp	130	TYR	CB-CG-CD2	-5.89	117.47	121.00
1	dW	40	PHE	CB-CG-CD1	-5.89	116.67	120.80
1	dX	184	TRP	CB-CG-CD2	5.89	134.26	126.60
1	eD	175	GLU	N-CA-CB	5.89	121.21	110.60
1	f0	49	PRO	N-CA-CB	5.89	110.37	103.30
1	r	143	ARG	NE-CZ-NH1	5.89	123.25	120.30
1	1H	27	VAL	CA-CB-CG1	5.89	119.74	110.90
1	1H	133	TRP	CB-CG-CD2	-5.89	118.94	126.60
1	hj	130	TYR	CB-CG-CD2	-5.89	117.47	121.00
1	hs	36	VAL	CA-CB-CG1	-5.89	102.06	110.90
1	ii	132	ARG	NE-CZ-NH2	-5.89	117.36	120.30
1	iq	98	GLU	OE1-CD-OE2	5.89	130.37	123.30
1	kc	185	MET	CG-SD-CE	-5.89	90.77	100.20
1	kG	161	PHE	CB-CG-CD1	5.89	124.92	120.80
1	3S	133	TRP	CB-CG-CD2	-5.89	118.94	126.60
1	5k	117	TRP	CD1-CG-CD2	5.89	111.01	106.30
1	5V	56	LEU	O-C-N	-5.89	113.27	122.70
1	7r	133	TRP	CZ3-CH2-CZ2	-5.89	114.53	121.60
1	8o	143	ARG	NE-CZ-NH1	5.89	123.25	120.30
1	8G	199	LYS	O-C-N	-5.89	113.28	122.70
1	8J	117	TRP	CD1-CG-CD2	-5.89	101.59	106.30
1	9S	48	THR	CA-CB-CG2	-5.89	104.15	112.40
1	aE	215	MET	CG-SD-CE	-5.89	90.78	100.20
1	aP	40	PHE	CG-CD1-CE1	5.89	127.28	120.80
1	bI	136	LEU	CB-CG-CD2	5.89	121.01	111.00
1	ci	162	ARG	NH1-CZ-NH2	-5.89	112.92	119.40
1	cT	173	ARG	NE-CZ-NH1	-5.89	117.36	120.30
1	db	181	VAL	O-C-N	-5.89	113.27	122.70
1	ga	36	VAL	CA-CB-CG1	5.89	119.73	110.90
1	gb	27	VAL	CB-CA-C	5.89	122.59	111.40
1	gH	215	MET	CG-SD-CE	-5.89	90.78	100.20
1	he	154	ARG	NE-CZ-NH2	-5.89	117.36	120.30
1	i1	28	GLU	N-CA-CB	-5.89	100.00	110.60
1	ip	173	ARG	NE-CZ-NH2	5.89	123.24	120.30
1	jh	22	ALA	O-C-N	-5.89	113.28	122.70
1	jH	169	TYR	CZ-CE2-CD2	5.89	125.10	119.80
1	lb	57	ASN	O-C-N	-5.89	113.28	122.70
1	lF	38	PRO	N-CD-CG	5.89	112.03	103.20
1	2Q	31	ALA	CB-CA-C	5.89	118.94	110.10
1	2V	180	GLU	O-C-N	-5.89	113.28	122.70

Continued on next page...

Continued from previous page...

Mol	Chain	Res	Type	Atoms	Z	Observed(°)	Ideal(°)
1	3F	33	SER	N-CA-CB	5.89	119.33	110.50
1	3M	51	ASP	CB-CG-OD1	-5.89	113.00	118.30
1	4v	40	PHE	CB-CG-CD1	-5.89	116.68	120.80
1	4y	103	ASP	CB-CG-OD2	5.89	123.60	118.30
1	5c	29	GLU	OE1-CD-OE2	-5.89	116.23	123.30
1	5o	143	ARG	NE-CZ-NH1	5.89	123.25	120.30
1	5p	97	ARG	NE-CZ-NH2	-5.89	117.36	120.30
1	9d	54	THR	OG1-CB-CG2	-5.89	96.45	110.00
1	9o	71	GLU	OE1-CD-OE2	5.89	130.37	123.30
1	9J	173	ARG	NH1-CZ-NH2	-5.89	112.92	119.40
1	aj	28	GLU	CB-CA-C	-5.89	98.62	110.40
1	bo	218	CYS	N-CA-CB	5.89	121.20	110.60
1	c9	51	ASP	CB-CG-OD1	5.89	123.60	118.30
1	cj	32	PHE	CB-CG-CD1	5.89	124.92	120.80
1	e4	87	HIS	CA-CB-CG	5.89	123.61	113.60
1	fe	163	ASP	CB-CG-OD2	-5.89	113.00	118.30
1	fl	173	ARG	NH1-CZ-NH2	-5.89	112.92	119.40
1	f	229	ARG	NH1-CZ-NH2	-5.89	112.92	119.40
1	gB	132	ARG	NE-CZ-NH2	-5.89	117.36	120.30
1	gM	48	THR	CA-CB-CG2	-5.89	104.16	112.40
1	jw	123	PRO	N-CA-CB	5.89	110.37	103.30
1	jF	132	ARG	CD-NE-CZ	5.89	131.84	123.60
1	22	163	ASP	CB-CG-OD2	5.89	123.60	118.30
1	3p	170	LYS	CD-CE-NZ	-5.89	98.16	111.70
1	3T	47	ALA	CB-CA-C	-5.89	101.27	110.10
1	69	117	TRP	CD1-NE1-CE2	5.89	114.30	109.00
1	8O	142	VAL	CA-CB-CG1	5.89	119.73	110.90
1	95	167	ARG	NE-CZ-NH2	-5.89	117.36	120.30
1	9i	163	ASP	CB-CG-OD1	5.89	123.60	118.30
1	9n	1	PRO	N-CA-CB	5.89	110.36	103.30
1	ao	97	ARG	NE-CZ-NH1	5.89	123.24	120.30
1	aE	154	ARG	CD-NE-CZ	5.89	131.84	123.60
1	aI	221	VAL	CA-CB-CG1	5.89	119.73	110.90
1	bz	204	ALA	N-CA-CB	-5.89	101.86	110.10
1	bK	82	ARG	CG-CD-NE	-5.89	99.44	111.80
1	dL	33	SER	N-CA-C	-5.89	95.10	111.00
1	ed	110	THR	CA-CB-CG2	-5.89	104.16	112.40
1	lq	161	PHE	CB-CG-CD2	5.89	124.92	120.80
1	f5	148	THR	CA-CB-CG2	-5.89	104.16	112.40
1	fr	62	HIS	CA-CB-CG	-5.89	103.59	113.60
1	1B	23	TRP	CD1-NE1-CE2	5.89	114.30	109.00
1	c	184	TRP	CE2-CD2-CG	-5.89	102.59	107.30

Continued on next page...

Continued from previous page...

Mol	Chain	Res	Type	Atoms	Z	Observed(°)	Ideal(°)
1	gq	133	TRP	CA-CB-CG	5.89	124.88	113.70
1	gG	102	SER	N-CA-CB	5.89	119.33	110.50
1	gK	66	MET	CG-SD-CE	-5.89	90.78	100.20
1	gX	39	MET	CG-SD-CE	-5.89	90.78	100.20
1	ha	185	MET	CG-SD-CE	-5.89	90.78	100.20
1	hE	100	ARG	NE-CZ-NH1	5.89	123.24	120.30
1	hH	130	TYR	CG-CD1-CE1	5.89	126.01	121.30
1	1N	117	TRP	CA-CB-CG	5.89	124.88	113.70
1	1U	218	CYS	O-C-N	-5.89	113.28	122.70
1	jl	125	PRO	C-N-CA	5.89	136.42	121.70
1	1X	38	PRO	N-CA-CB	5.89	110.36	103.30
1	jU	88	ALA	CB-CA-C	-5.89	101.27	110.10
1	ks	79	GLU	OE1-CD-OE2	-5.89	116.24	123.30
1	kx	72	THR	O-C-N	-5.89	113.28	122.70
1	kN	82	ARG	NH1-CZ-NH2	-5.89	112.92	119.40
1	lf	145	TYR	CB-CG-CD1	5.89	124.53	121.00
1	2P	154	ARG	NE-CZ-NH1	5.89	123.24	120.30
1	36	187	GLU	OE1-CD-OE2	-5.89	116.24	123.30
1	3c	167	ARG	NE-CZ-NH2	5.89	123.24	120.30
1	3J	212	GLU	OE1-CD-OE2	-5.89	116.24	123.30
1	3O	23	TRP	CD1-CG-CD2	-5.89	101.59	106.30
1	48	184	TRP	NE1-CE2-CD2	5.89	113.19	107.30
1	4C	96	MET	CG-SD-CE	-5.89	90.78	100.20
1	4J	97	ARG	NE-CZ-NH1	5.89	123.24	120.30
1	5g	20	LEU	CB-CG-CD2	5.89	121.01	111.00
1	5E	132	ARG	NH1-CZ-NH2	-5.89	112.92	119.40
1	5E	139	ASN	O-C-N	-5.89	113.28	122.70
1	5K	154	ARG	NE-CZ-NH1	5.89	123.24	120.30
1	6h	182	LYS	N-CA-CB	5.89	121.20	110.60
1	7i	144	MET	O-C-N	-5.89	113.28	122.70
1	85	97	ARG	NE-CZ-NH1	5.89	123.24	120.30
1	aJ	23	TRP	CG-CD1-NE1	-5.89	104.21	110.10
1	aT	107	THR	CA-CB-CG2	-5.89	104.16	112.40
1	bU	68	MET	O-C-N	-5.89	113.28	122.70
1	bU	82	ARG	NE-CZ-NH1	5.89	123.24	120.30
1	cf	24	VAL	CA-CB-CG2	-5.89	102.07	110.90
1	ck	162	ARG	CD-NE-CZ	5.89	131.84	123.60
1	cu	206	GLY	CA-C-N	5.89	133.58	117.10
1	cE	117	TRP	NE1-CE2-CD2	5.89	113.19	107.30
1	cW	31	ALA	N-CA-CB	-5.89	101.86	110.10
1	d5	152	ASP	CB-CG-OD1	-5.89	113.00	118.30
1	dW	86	VAL	O-C-N	-5.89	113.28	122.70

Continued on next page...

Continued from previous page...

Mol	Chain	Res	Type	Atoms	Z	Observed(°)	Ideal(°)
1	dW	100	ARG	CA-C-N	5.89	127.97	116.20
1	et	164	TYR	CB-CG-CD2	-5.89	117.47	121.00
1	fD	66	MET	CA-CB-CG	5.89	123.31	113.30
1	fD	145	TYR	CB-CG-CD1	5.89	124.53	121.00
1	fN	162	ARG	NE-CZ-NH1	-5.89	117.36	120.30
1	f	100	ARG	O-C-N	-5.89	113.19	123.20
1	C	229	ARG	NE-CZ-NH2	-5.89	117.36	120.30
1	8	47	ALA	N-CA-CB	-5.89	101.86	110.10
1	hZ	199	LYS	O-C-N	-5.88	113.29	122.70
1	ie	130	TYR	CZ-CE2-CD2	-5.88	114.50	119.80
1	iJ	82	ARG	NE-CZ-NH2	-5.88	117.36	120.30
1	jg	191	VAL	CA-CB-CG2	-5.88	102.08	110.90
1	jj	36	VAL	CA-CB-CG2	5.88	119.73	110.90
1	lx	130	TYR	CD1-CE1-CZ	5.88	125.10	119.80
1	lB	125	PRO	O-C-N	-5.88	113.28	122.70
1	2h	82	ARG	NE-CZ-NH2	-5.88	117.36	120.30
1	2w	1	PRO	N-CA-CB	-5.88	96.13	102.60
1	39	105	ALA	N-CA-CB	-5.88	101.86	110.10
1	3c	152	ASP	CB-CG-OD2	5.88	123.60	118.30
1	3j	80	TRP	CB-CG-CD1	-5.88	119.35	127.00
1	4d	229	ARG	NH1-CZ-NH2	-5.88	112.93	119.40
1	4M	18	ARG	NE-CZ-NH1	5.88	123.24	120.30
1	4V	230	VAL	CG1-CB-CG2	-5.88	101.49	110.90
1	4Z	13	GLN	O-C-N	-5.88	113.28	122.70
1	5y	125	PRO	N-CD-CG	5.88	112.03	103.20
1	5X	56	LEU	CB-CA-C	-5.88	99.02	110.20
1	6d	36	VAL	CA-CB-CG2	-5.88	102.07	110.90
1	6z	64	ALA	CB-CA-C	-5.88	101.27	110.10
1	6R	144	MET	O-C-N	-5.88	113.28	122.70
1	8e	160	PRO	N-CA-C	5.88	127.40	112.10
1	8T	163	ASP	CB-CG-OD2	5.88	123.60	118.30
1	am	205	LEU	C-N-CA	5.88	134.66	122.30
1	aR	100	ARG	NE-CZ-NH2	5.88	123.24	120.30
1	b1	72	THR	O-C-N	-5.88	113.29	122.70
1	bi	224	PRO	N-CA-CB	-5.88	96.13	102.60
1	bC	174	ALA	CB-CA-C	-5.88	101.27	110.10
1	bR	117	TRP	CE2-CD2-CG	-5.88	102.59	107.30
1	cM	108	THR	CA-CB-CG2	-5.88	104.16	112.40
1	cO	121	ASN	N-CA-CB	5.88	121.19	110.60
1	cU	229	ARG	NE-CZ-NH1	-5.88	117.36	120.30
1	fs	37	ILE	CA-C-N	5.88	133.57	117.10
1	fx	117	TRP	CG-CD1-NE1	-5.88	104.22	110.10

Continued on next page...

Continued from previous page...

Mol	Chain	Res	Type	Atoms	Z	Observed(°)	Ideal(°)
1	g7	34	PRO	N-CD-CG	5.88	112.03	103.20
1	1	128	GLU	OE1-CD-OE2	-5.88	116.24	123.30
1	p	167	ARG	NH1-CZ-NH2	-5.88	112.93	119.40
1	4	30	LYS	O-C-N	-5.88	113.28	122.70
1	gS	152	ASP	CB-CG-OD2	5.88	123.59	118.30
1	gT	209	ALA	N-CA-CB	-5.88	101.86	110.10
1	hb	64	ALA	N-CA-CB	-5.88	101.86	110.10
1	hW	149	SER	N-CA-CB	5.88	119.33	110.50
1	jV	211	LEU	O-C-N	-5.88	113.29	122.70
1	kv	38	PRO	N-CA-CB	5.88	110.36	103.30
1	lF	214	MET	CA-CB-CG	5.88	123.30	113.30
1	2j	79	GLU	OE1-CD-OE2	-5.88	116.24	123.30
1	89	164	TYR	CG-CD1-CE1	-5.88	116.59	121.30
1	8A	225	GLY	O-C-N	5.88	132.11	122.70
1	aA	18	ARG	NE-CZ-NH2	-5.88	117.36	120.30
1	aX	169	TYR	CB-CG-CD2	5.88	124.53	121.00
1	bf	154	ARG	NE-CZ-NH1	5.88	123.24	120.30
1	bI	55	MET	CA-CB-CG	5.88	123.30	113.30
1	dQ	42	ALA	CB-CA-C	5.88	118.92	110.10
1	ei	173	ARG	CB-CA-C	5.88	122.17	110.40
1	f8	18	ARG	NE-CZ-NH2	5.88	123.24	120.30
1	A	119	THR	N-CA-CB	5.88	121.48	110.30
1	gk	80	TRP	CD2-CE2-CZ2	-5.88	115.24	122.30
1	gC	56	LEU	N-CA-CB	5.88	122.16	110.40
1	hk	82	ARG	NH1-CZ-NH2	-5.88	112.93	119.40
1	1N	24	VAL	CA-CB-CG1	5.88	119.72	110.90
1	1O	117	TRP	CE2-CD2-CG	5.88	112.00	107.30
1	lg	40	PHE	CB-CG-CD2	5.88	124.92	120.80
1	k7	181	VAL	CA-CB-CG1	5.88	119.72	110.90
1	km	216	THR	CA-CB-CG2	-5.88	104.17	112.40
1	ko	117	TRP	CD1-CG-CD2	5.88	111.00	106.30
1	l9	29	GLU	OE1-CD-OE2	-5.88	116.24	123.30
1	28	111	LEU	CB-CG-CD1	5.88	121.00	111.00
1	lF	23	TRP	CB-CG-CD2	-5.88	118.95	126.60
1	2z	82	ARG	NE-CZ-NH2	5.88	123.24	120.30
1	31	145	TYR	CB-CG-CD2	-5.88	117.47	121.00
1	3I	161	PHE	CB-CG-CD1	-5.88	116.68	120.80
1	43	133	TRP	CE2-CD2-CG	5.88	112.00	107.30
1	4h	140	LYS	O-C-N	-5.88	113.29	122.70
1	4q	51	ASP	CB-CG-OD2	-5.88	113.01	118.30
1	5b	166	ASP	CB-CG-OD1	-5.88	113.01	118.30
1	5y	130	TYR	CB-CG-CD1	-5.88	117.47	121.00

Continued on next page...

Continued from previous page...

Mol	Chain	Res	Type	Atoms	Z	Observed(°)	Ideal(°)
1	6e	23	TRP	CB-CG-CD2	5.88	134.25	126.60
1	72	68	MET	CG-SD-CE	-5.88	90.79	100.20
1	7M	162	ARG	NH1-CZ-NH2	-5.88	112.93	119.40
1	8L	173	ARG	NE-CZ-NH2	-5.88	117.36	120.30
1	9N	130	TYR	CB-CG-CD1	-5.88	117.47	121.00
1	11	133	TRP	CB-CA-C	5.88	122.16	110.40
1	av	145	TYR	O-C-N	-5.88	113.29	122.70
1	aw	105	ALA	CB-CA-C	-5.88	101.28	110.10
1	16	152	ASP	CB-CG-OD2	-5.88	113.01	118.30
1	bJ	23	TRP	CE2-CD2-CG	-5.88	102.59	107.30
1	ck	94	GLY	O-C-N	-5.88	113.29	122.70
1	da	147	PRO	N-CA-CB	5.88	110.36	103.30
1	dd	146	SER	N-CA-CB	5.88	119.32	110.50
1	dz	107	THR	CA-CB-CG2	-5.88	104.17	112.40
1	ef	164	TYR	CD1-CE1-CZ	5.88	125.09	119.80
1	eB	161	PHE	CB-CG-CD2	5.88	124.92	120.80
1	f8	226	HIS	CB-CA-C	5.88	122.16	110.40
1	f8	230	VAL	CA-CB-CG2	5.88	119.72	110.90
1	fu	145	TYR	CB-CG-CD2	5.88	124.53	121.00
1	fS	229	ARG	NH1-CZ-NH2	5.88	125.87	119.40
1	kA	154	ARG	NH1-CZ-NH2	5.88	125.87	119.40
1	3N	155	GLN	N-CA-CB	5.88	121.18	110.60
1	4J	51	ASP	CB-CG-OD2	-5.88	113.01	118.30
1	5D	75	GLU	N-CA-CB	-5.88	100.02	110.60
1	72	130	TYR	CB-CG-CD1	5.88	124.53	121.00
1	85	161	PHE	CB-CG-CD1	-5.88	116.68	120.80
1	az	162	ARG	NE-CZ-NH1	5.88	123.24	120.30
1	b4	190	LEU	CB-CG-CD2	5.88	121.00	111.00
1	bA	163	ASP	CB-CG-OD2	-5.88	113.01	118.30
1	bO	21	ASN	CA-CB-CG	5.88	126.34	113.40
1	bT	55	MET	CG-SD-CE	-5.88	90.79	100.20
1	dJ	184	TRP	CA-CB-CG	5.88	124.87	113.70
1	1s	77	ALA	N-CA-CB	-5.88	101.87	110.10
1	eL	164	TYR	CB-CG-CD1	-5.88	117.47	121.00
1	fv	51	ASP	CB-CG-OD1	-5.88	113.01	118.30
1	y	161	PHE	CB-CG-CD1	-5.88	116.68	120.80
1	gt	162	ARG	NE-CZ-NH2	-5.88	117.36	120.30
1	gz	167	ARG	NE-CZ-NH2	5.88	123.24	120.30
1	gV	64	ALA	N-CA-CB	5.88	118.33	110.10
1	hc	126	VAL	O-C-N	-5.88	113.21	123.20
1	hC	107	THR	CA-CB-CG2	-5.88	104.17	112.40
1	i5	175	GLU	O-C-N	-5.88	113.30	122.70

Continued on next page...

Continued from previous page...

Mol	Chain	Res	Type	Atoms	Z	Observed(°)	Ideal(°)
1	iK	72	THR	N-CA-CB	5.88	121.47	110.30
1	iR	132	ARG	NH1-CZ-NH2	-5.88	112.93	119.40
1	jm	58	THR	N-CA-CB	5.88	121.47	110.30
1	jz	204	ALA	CB-CA-C	-5.88	101.28	110.10
1	jU	136	LEU	CB-CG-CD1	5.88	121.00	111.00
1	jX	119	THR	N-CA-CB	5.88	121.47	110.30
1	kP	68	MET	CG-SD-CE	-5.88	90.80	100.20
1	ll	185	MET	CA-CB-CG	-5.88	103.31	113.30
1	2c	26	VAL	CA-CB-CG2	-5.88	102.08	110.90
1	2f	145	TYR	CB-CG-CD1	-5.88	117.47	121.00
1	3t	160	PRO	N-CD-CG	5.88	112.02	103.20
1	3K	197	ASP	CB-CG-OD1	5.88	123.59	118.30
1	3L	76	GLU	OE1-CD-OE2	-5.88	116.25	123.30
1	40	78	ALA	O-C-N	-5.88	113.30	122.70
1	4n	138	LEU	O-C-N	-5.88	113.29	122.70
1	9e	69	LEU	CB-CG-CD1	5.88	120.99	111.00
1	bE	177	ALA	CB-CA-C	5.88	118.92	110.10
1	cZ	62	HIS	CA-CB-CG	-5.88	103.61	113.60
1	d3	154	ARG	NH1-CZ-NH2	-5.88	112.93	119.40
1	dv	173	ARG	NE-CZ-NH2	-5.88	117.36	120.30
1	e5	60	GLY	O-C-N	-5.88	113.21	123.20
1	ew	162	ARG	NE-CZ-NH2	-5.88	117.36	120.30
1	eD	189	LEU	O-C-N	-5.88	113.29	122.70
1	fa	117	TRP	CE2-CD2-CG	5.88	112.00	107.30
1	fz	82	ARG	NE-CZ-NH2	-5.88	117.36	120.30
1	lz	23	TRP	CD1-NE1-CE2	5.88	114.29	109.00
1	o	154	ARG	NE-CZ-NH2	-5.88	117.36	120.30
1	hm	164	TYR	CG-CD1-CE1	-5.88	116.60	121.30
1	hA	62	HIS	CA-CB-CG	5.88	123.59	113.60
1	hT	81	ASP	CB-CG-OD2	5.88	123.59	118.30
1	lR	153	ILE	CA-CB-CG2	-5.88	99.15	110.90
1	iW	125	PRO	N-CA-CB	-5.88	96.14	102.60
1	jG	226	HIS	CA-CB-CG	5.88	123.59	113.60
1	k5	23	TRP	CE2-CD2-CG	-5.88	102.60	107.30
1	kg	117	TRP	CB-CG-CD2	5.88	134.24	126.60
1	l4	107	THR	CA-CB-OG1	5.88	121.34	109.00
1	lm	69	LEU	CB-CG-CD1	5.88	120.99	111.00
1	lp	27	VAL	CG1-CB-CG2	-5.88	101.50	110.90
1	2o	172	LEU	O-C-N	-5.88	113.30	122.70
1	3e	18	ARG	NE-CZ-NH2	-5.88	117.36	120.30
1	3u	59	VAL	CA-CB-CG1	5.88	119.72	110.90
1	3C	162	ARG	NE-CZ-NH2	5.88	123.24	120.30

Continued on next page...

Continued from previous page...

Mol	Chain	Res	Type	Atoms	Z	Observed(°)	Ideal(°)
1	3V	149	SER	N-CA-CB	5.88	119.32	110.50
1	3Z	83	LEU	O-C-N	-5.88	113.30	122.70
1	4B	165	VAL	CG1-CB-CG2	-5.88	101.50	110.90
1	4Y	184	TRP	CE2-CD2-CG	5.88	112.00	107.30
1	4Z	185	MET	CG-SD-CE	-5.88	90.80	100.20
1	6k	18	ARG	NE-CZ-NH2	-5.88	117.36	120.30
1	7I	161	PHE	CB-CG-CD2	-5.88	116.69	120.80
1	7Y	27	VAL	CG1-CB-CG2	-5.88	101.50	110.90
1	7Z	229	ARG	NH1-CZ-NH2	-5.88	112.94	119.40
1	8d	32	PHE	CB-CG-CD1	-5.88	116.69	120.80
1	8C	40	PHE	CB-CG-CD1	-5.88	116.69	120.80
1	8T	80	TRP	CB-CG-CD1	-5.88	119.36	127.00
1	9U	113	GLU	O-C-N	-5.88	113.30	122.70
1	12	185	MET	CG-SD-CE	-5.88	90.80	100.20
1	ba	188	THR	CA-CB-CG2	-5.88	104.17	112.40
1	bv	105	ALA	O-C-N	-5.88	113.21	123.20
1	c7	134	ILE	O-C-N	-5.88	113.30	122.70
1	ci	50	GLN	O-C-N	-5.88	113.30	122.70
1	e8	10	MET	O-C-N	-5.88	113.30	122.70
1	eO	214	MET	O-C-N	-5.88	113.30	122.70
1	f7	133	TRP	CB-CG-CD1	5.88	134.64	127.00
1	fR	210	THR	CA-CB-CG2	-5.88	104.17	112.40
1	n	130	TYR	CB-CG-CD1	5.88	124.53	121.00
1	A	229	ARG	NH1-CZ-NH2	-5.88	112.94	119.40
1	R	23	TRP	CB-CG-CD1	-5.88	119.36	127.00
1	id	122	PRO	N-CD-CG	5.88	112.01	103.20
1	iq	164	TYR	CZ-CE2-CD2	5.88	125.09	119.80
1	iZ	119	THR	CA-CB-CG2	-5.88	104.17	112.40
1	jV	66	MET	N-CA-CB	5.88	121.17	110.60
1	kc	103	ASP	CB-CG-OD2	-5.88	113.01	118.30
1	kR	52	LEU	CB-CG-CD1	-5.88	101.01	111.00
1	lD	80	TRP	CA-CB-CG	5.88	124.86	113.70
1	2o	168	PHE	CB-CG-CD1	-5.88	116.69	120.80
1	2P	27	VAL	CA-CB-CG1	5.88	119.71	110.90
1	2P	224	PRO	CA-C-N	5.88	127.95	116.20
1	3y	169	TYR	CG-CD1-CE1	-5.88	116.60	121.30
1	5b	23	TRP	CB-CG-CD2	5.88	134.24	126.60
1	7u	163	ASP	CB-CG-OD2	5.88	123.59	118.30
1	9I	97	ARG	NE-CZ-NH1	5.88	123.24	120.30
1	aD	172	LEU	CB-CA-C	5.88	121.36	110.20
1	aG	131	LYS	O-C-N	-5.88	113.30	122.70
1	aX	167	ARG	NH1-CZ-NH2	-5.88	112.94	119.40

Continued on next page...

Continued from previous page...

Mol	Chain	Res	Type	Atoms	Z	Observed(°)	Ideal(°)
1	bl	55	MET	O-C-N	-5.88	113.30	122.70
1	c7	105	ALA	N-CA-CB	5.88	118.33	110.10
1	ct	215	MET	CG-SD-CE	-5.88	90.80	100.20
1	cE	164	TYR	CG-CD2-CE2	5.88	126.00	121.30
1	db	51	ASP	CB-CG-OD2	5.88	123.59	118.30
1	o	217	ALA	CB-CA-C	5.88	118.91	110.10
1	U	100	ARG	NE-CZ-NH2	-5.88	117.36	120.30
1	gn	210	THR	CA-CB-CG2	-5.87	104.18	112.40
1	go	23	TRP	CH2-CZ2-CE2	5.87	123.27	117.40
1	h9	164	TYR	CG-CD1-CE1	-5.87	116.60	121.30
1	hi	143	ARG	NE-CZ-NH2	-5.87	117.36	120.30
1	iw	220	GLY	CA-C-O	5.87	131.17	120.60
1	j5	226	HIS	N-CA-CB	5.87	121.17	110.60
1	jV	145	TYR	CG-CD2-CE2	-5.87	116.60	121.30
1	k7	82	ARG	NE-CZ-NH2	-5.87	117.36	120.30
1	kr	82	ARG	NE-CZ-NH2	-5.87	117.36	120.30
1	kJ	219	GLN	N-CA-CB	-5.87	100.03	110.60
1	lh	222	GLY	N-CA-C	5.87	127.78	113.10
1	ls	118	MET	N-CA-CB	5.87	121.17	110.60
1	3k	113	GLU	CB-CA-C	5.87	122.14	110.40
1	4i	168	PHE	CB-CG-CD1	-5.87	116.69	120.80
1	5d	161	PHE	CB-CG-CD1	-5.87	116.69	120.80
1	5j	161	PHE	C-N-CA	5.87	136.38	121.70
1	63	82	ARG	NE-CZ-NH2	-5.87	117.36	120.30
1	6x	173	ARG	NE-CZ-NH2	-5.87	117.36	120.30
1	6V	39	MET	CA-CB-CG	5.87	123.28	113.30
1	6V	144	MET	CG-SD-CE	-5.87	90.80	100.20
1	8b	167	ARG	NE-CZ-NH1	5.87	123.24	120.30
1	95	130	TYR	CG-CD1-CE1	-5.87	116.60	121.30
1	99	145	TYR	CG-CD2-CE2	-5.87	116.60	121.30
1	a4	162	ARG	NE-CZ-NH1	5.87	123.24	120.30
1	aj	229	ARG	NE-CZ-NH1	5.87	123.24	120.30
1	an	66	MET	CG-SD-CE	-5.87	90.80	100.20
1	at	51	ASP	CB-CG-OD1	5.87	123.59	118.30
1	b2	230	VAL	CG1-CB-CG2	-5.87	101.50	110.90
1	bp	195	ASN	CB-CA-C	5.87	122.15	110.40
1	bP	28	GLU	OE1-CD-OE2	-5.87	116.25	123.30
1	cs	173	ARG	NE-CZ-NH1	-5.87	117.36	120.30
1	cI	11	VAL	CA-CB-CG1	5.87	119.71	110.90
1	1s	195	ASN	CB-CG-OD1	5.87	133.35	121.60
1	eQ	143	ARG	NH1-CZ-NH2	-5.87	112.94	119.40
1	fg	166	ASP	CB-CG-OD1	5.87	123.59	118.30

Continued on next page...

Continued from previous page...

Mol	Chain	Res	Type	Atoms	Z	Observed(°)	Ideal(°)
1	fL	162	ARG	NE-CZ-NH2	-5.87	117.36	120.30
1	lz	139	ASN	N-CA-CB	5.87	121.17	110.60
1	m	19	THR	CA-CB-CG2	-5.87	104.18	112.40
1	G	152	ASP	CB-CG-OD1	5.87	123.58	118.30
1	O	32	PHE	CB-CG-CD2	5.87	124.91	120.80
1	V	202	LEU	CB-CA-C	5.87	121.36	110.20
1	6	82	ARG	NH1-CZ-NH2	5.87	125.86	119.40
1	1F	130	TYR	CB-CA-C	5.87	122.14	110.40
1	gW	152	ASP	CB-CG-OD1	5.87	123.58	118.30
1	hg	229	ARG	NE-CZ-NH1	5.87	123.24	120.30
1	i7	12	HIS	CA-CB-CG	5.87	123.58	113.60
1	ic	173	ARG	NE-CZ-NH1	5.87	123.24	120.30
1	id	162	ARG	NH1-CZ-NH2	-5.87	112.94	119.40
1	1R	97	ARG	NE-CZ-NH2	5.87	123.23	120.30
1	iX	40	PHE	CB-CG-CD1	5.87	124.91	120.80
1	j4	145	TYR	CB-CG-CD2	5.87	124.52	121.00
1	j7	169	TYR	CD1-CE1-CZ	-5.87	114.52	119.80
1	jk	117	TRP	CD1-CG-CD2	-5.87	101.60	106.30
1	jO	168	PHE	O-C-N	-5.87	113.30	122.70
1	ko	41	SER	N-CA-CB	5.87	119.31	110.50
1	kH	21	ASN	CB-CA-C	5.87	122.14	110.40
1	kJ	197	ASP	CB-CG-OD2	5.87	123.58	118.30
1	l3	80	TRP	CZ3-CH2-CZ2	-5.87	114.56	121.60
1	l4	167	ARG	NE-CZ-NH1	5.87	123.24	120.30
1	2i	166	ASP	CB-CA-C	5.87	122.14	110.40
1	2B	130	TYR	CB-CG-CD2	-5.87	117.48	121.00
1	3b	103	ASP	CB-CG-OD2	5.87	123.58	118.30
1	4d	70	LYS	N-CA-CB	-5.87	100.03	110.60
1	58	82	ARG	NE-CZ-NH2	-5.87	117.36	120.30
1	5z	47	ALA	N-CA-CB	5.87	118.32	110.10
1	6d	3	VAL	CA-CB-CG2	-5.87	102.09	110.90
1	6O	161	PHE	CB-CG-CD2	5.87	124.91	120.80
1	7j	133	TRP	N-CA-CB	5.87	121.17	110.60
1	8w	55	MET	CA-CB-CG	5.87	123.28	113.30
1	8N	164	TYR	CB-CG-CD1	-5.87	117.48	121.00
1	8O	143	ARG	NE-CZ-NH2	-5.87	117.36	120.30
1	9c	130	TYR	CG-CD2-CE2	5.87	126.00	121.30
1	Z	152	ASP	N-CA-CB	-5.87	100.03	110.60
1	ar	133	TRP	CB-CG-CD1	5.87	134.63	127.00
1	aB	161	PHE	CB-CG-CD1	5.87	124.91	120.80
1	b3	130	TYR	CB-CG-CD1	5.87	124.52	121.00
1	br	184	TRP	CA-CB-CG	5.87	124.86	113.70

Continued on next page...

Continued from previous page...

Mol	Chain	Res	Type	Atoms	Z	Observed(°)	Ideal(°)
1	cn	145	TYR	CZ-CE2-CD2	-5.87	114.52	119.80
1	cT	98	GLU	OE1-CD-OE2	-5.87	116.25	123.30
1	1k	162	ARG	NE-CZ-NH2	-5.87	117.36	120.30
1	eC	104	ILE	CG1-CB-CG2	-5.87	98.48	111.40
1	1z	23	TRP	N-CA-CB	-5.87	100.03	110.60
1	2	40	PHE	CB-CG-CD2	-5.87	116.69	120.80
1	I	164	TYR	CG-CD2-CE2	5.87	126.00	121.30
1	hi	180	GLU	OE1-CD-OE2	-5.87	116.26	123.30
1	jP	162	ARG	CG-CD-NE	-5.87	99.47	111.80
1	28	163	ASP	CB-CG-OD2	5.87	123.58	118.30
1	3M	111	LEU	CB-CG-CD1	5.87	120.98	111.00
1	3X	169	TYR	CB-CG-CD1	-5.87	117.48	121.00
1	6l	132	ARG	NH1-CZ-NH2	-5.87	112.94	119.40
1	7k	171	THR	CA-CB-CG2	-5.87	104.18	112.40
1	co	40	PHE	CB-CG-CD1	-5.87	116.69	120.80
1	dA	100	ARG	NE-CZ-NH2	-5.87	117.36	120.30
1	eY	18	ARG	NH1-CZ-NH2	-5.87	112.94	119.40
1	fI	166	ASP	CB-CG-OD1	5.87	123.58	118.30
1	fi	145	TYR	CB-CG-CD2	5.87	124.52	121.00
1	hC	40	PHE	CZ-CE2-CD2	5.87	127.14	120.10
1	js	181	VAL	CG1-CB-CG2	-5.87	101.51	110.90
1	jO	129	ILE	CA-CB-CG1	5.87	122.15	111.00
1	jZ	168	PHE	CB-CG-CD2	5.87	124.91	120.80
1	kr	161	PHE	CG-CD1-CE1	-5.87	114.34	120.80
1	23	184	TRP	CE3-CZ3-CH2	5.87	127.66	121.20
1	kP	203	LYS	O-C-N	-5.87	113.31	122.70
1	kX	145	TYR	O-C-N	-5.87	113.31	122.70
1	l5	64	ALA	CB-CA-C	5.87	118.90	110.10
1	ls	58	THR	N-CA-CB	5.87	121.45	110.30
1	lF	132	ARG	CD-NE-CZ	5.87	131.82	123.60
1	2k	65	ALA	O-C-N	-5.87	113.31	122.70
1	2n	80	TRP	CB-CG-CD2	5.87	134.23	126.60
1	4e	5	ASN	O-C-N	-5.87	113.31	122.70
1	4l	82	ARG	NE-CZ-NH1	5.87	123.23	120.30
1	4l	145	TYR	CG-CD1-CE1	-5.87	116.61	121.30
1	5f	103	ASP	CB-CG-OD2	5.87	123.58	118.30
1	5x	36	VAL	CA-CB-CG2	-5.87	102.10	110.90
1	5I	39	MET	CG-SD-CE	-5.87	90.81	100.20
1	5Y	116	GLY	O-C-N	-5.87	113.31	122.70
1	69	229	ARG	NE-CZ-NH1	5.87	123.23	120.30
1	7h	130	TYR	CB-CG-CD2	5.87	124.52	121.00
1	7o	229	ARG	NH1-CZ-NH2	-5.87	112.94	119.40

Continued on next page...

Continued from previous page...

Mol	Chain	Res	Type	Atoms	Z	Observed(°)	Ideal(°)
1	7x	184	TRP	CB-CG-CD1	-5.87	119.37	127.00
1	7y	31	ALA	N-CA-CB	5.87	118.31	110.10
1	7E	100	ARG	NH1-CZ-NH2	-5.87	112.94	119.40
1	7N	100	ARG	NE-CZ-NH1	-5.87	117.37	120.30
1	8W	168	PHE	CB-CG-CD2	-5.87	116.69	120.80
1	99	174	ALA	O-C-N	-5.87	113.31	122.70
1	9z	166	ASP	CB-CG-OD1	5.87	123.58	118.30
1	9N	44	SER	O-C-N	-5.87	113.31	122.70
1	Y	188	THR	CA-CB-CG2	-5.87	104.18	112.40
1	aD	184	TRP	CE2-CD2-CG	5.87	112.00	107.30
1	aW	190	LEU	CB-CG-CD2	-5.87	101.03	111.00
1	15	59	VAL	CA-CB-CG2	-5.87	102.10	110.90
1	bj	181	VAL	O-C-N	-5.87	113.31	122.70
1	bE	215	MET	CG-SD-CE	-5.87	90.81	100.20
1	bK	23	TRP	CD1-NE1-CE2	5.87	114.28	109.00
1	bP	15	ILE	O-C-N	-5.87	113.31	122.70
1	c5	82	ARG	NE-CZ-NH1	5.87	123.23	120.30
1	co	23	TRP	CB-CG-CD1	-5.87	119.37	127.00
1	cw	229	ARG	NE-CZ-NH2	-5.87	117.36	120.30
1	cN	154	ARG	NE-CZ-NH2	5.87	123.23	120.30
1	d4	18	ARG	N-CA-CB	5.87	121.17	110.60
1	dw	103	ASP	O-C-N	-5.87	113.31	122.70
1	dD	145	TYR	CD1-CE1-CZ	5.87	125.08	119.80
1	dT	145	TYR	CG-CD1-CE1	5.87	126.00	121.30
1	ek	145	TYR	CB-CG-CD1	5.87	124.52	121.00
1	eJ	97	ARG	NE-CZ-NH2	5.87	123.23	120.30
1	1t	162	ARG	NE-CZ-NH2	5.87	123.23	120.30
1	fd	23	TRP	CB-CG-CD1	-5.87	119.37	127.00
1	fJ	45	GLU	OE1-CD-OE2	-5.87	116.26	123.30
1	fY	88	ALA	N-CA-CB	5.87	118.32	110.10
1	g4	229	ARG	NH1-CZ-NH2	-5.87	112.94	119.40
1	g6	154	ARG	NE-CZ-NH2	-5.87	117.36	120.30
1	y	80	TRP	CD1-CG-CD2	-5.87	101.61	106.30
1	O	173	ARG	NH1-CZ-NH2	-5.87	112.94	119.40
1	ig	190	LEU	C-N-CA	5.87	136.37	121.70
1	iq	145	TYR	CB-CG-CD1	5.87	124.52	121.00
1	iI	97	ARG	NE-CZ-NH1	5.87	123.23	120.30
1	jX	196	PRO	N-CA-CB	5.87	110.34	103.30
1	k3	152	ASP	CB-CG-OD1	5.87	123.58	118.30
1	kx	26	VAL	CG1-CB-CG2	-5.87	101.51	110.90
1	kK	78	ALA	N-CA-CB	-5.87	101.89	110.10
1	2w	148	THR	CA-CB-CG2	5.87	120.61	112.40

Continued on next page...

Continued from previous page...

Mol	Chain	Res	Type	Atoms	Z	Observed(°)	Ideal(°)
1	2K	170	LYS	O-C-N	-5.87	113.31	122.70
1	3o	172	LEU	CB-CG-CD2	-5.87	101.03	111.00
1	4v	154	ARG	O-C-N	-5.87	113.31	122.70
1	54	146	SER	O-C-N	-5.87	109.95	121.10
1	6m	145	TYR	CZ-CE2-CD2	-5.87	114.52	119.80
1	6n	167	ARG	NH1-CZ-NH2	-5.87	112.95	119.40
1	6t	182	LYS	CA-CB-CG	5.87	126.31	113.40
1	9l	168	PHE	CD1-CE1-CZ	-5.87	113.06	120.10
1	9s	142	VAL	CA-CB-CG2	-5.87	102.10	110.90
1	18	154	ARG	NH1-CZ-NH2	5.87	125.85	119.40
1	bV	178	SER	N-CA-CB	5.87	119.30	110.50
1	cb	68	MET	CG-SD-CE	-5.87	90.81	100.20
1	cC	162	ARG	NH1-CZ-NH2	-5.87	112.95	119.40
1	d7	17	PRO	O-C-N	-5.87	113.31	122.70
1	d7	184	TRP	CE3-CZ3-CH2	5.87	127.65	121.20
1	e9	190	LEU	O-C-N	-5.87	113.31	122.70
1	eX	47	ALA	N-CA-CB	5.87	118.31	110.10
1	fj	214	MET	CB-CA-C	-5.87	98.67	110.40
1	fR	229	ARG	NE-CZ-NH1	5.87	123.23	120.30
1	0	119	THR	CA-CB-CG2	-5.87	104.19	112.40
1	0	176	GLN	N-CA-CB	5.87	121.16	110.60
1	iz	67	GLN	O-C-N	-5.87	113.31	122.70
1	iG	154	ARG	NH1-CZ-NH2	-5.87	112.95	119.40
1	iQ	210	THR	CA-CB-CG2	-5.87	104.19	112.40
1	jj	97	ARG	NE-CZ-NH2	-5.87	117.37	120.30
1	jk	100	ARG	O-C-N	-5.87	113.23	123.20
1	jY	130	TYR	CZ-CE2-CD2	-5.87	114.52	119.80
1	kx	16	SER	N-CA-CB	5.87	119.30	110.50
1	kL	149	SER	N-CA-CB	5.87	119.30	110.50
1	kZ	80	TRP	CH2-CZ2-CE2	5.87	123.27	117.40
1	lE	39	MET	CG-SD-CE	-5.87	90.82	100.20
1	lO	229	ARG	NE-CZ-NH2	5.87	123.23	120.30
1	2L	186	THR	CA-CB-CG2	-5.87	104.19	112.40
1	4m	169	TYR	CZ-CE2-CD2	-5.87	114.52	119.80
1	4F	76	GLU	OE1-CD-OE2	-5.87	116.26	123.30
1	5v	75	GLU	OE1-CD-OE2	-5.87	116.26	123.30
1	5G	142	VAL	CA-CB-CG1	5.87	119.70	110.90
1	64	72	THR	CA-CB-CG2	-5.87	104.19	112.40
1	7y	96	MET	CG-SD-CE	-5.87	90.82	100.20
1	7J	210	THR	CA-CB-CG2	-5.87	104.19	112.40
1	7Y	144	MET	CG-SD-CE	-5.87	90.81	100.20
1	86	141	ILE	O-C-N	-5.87	113.31	122.70

Continued on next page...

Continued from previous page...

Mol	Chain	Res	Type	Atoms	Z	Observed(°)	Ideal(°)
1	8H	143	ARG	NH1-CZ-NH2	-5.87	112.95	119.40
1	aa	132	ARG	NE-CZ-NH2	-5.87	117.37	120.30
1	bH	77	ALA	O-C-N	-5.87	113.31	122.70
1	c8	209	ALA	N-CA-CB	5.87	118.31	110.10
1	cb	80	TRP	CB-CG-CD1	5.87	134.62	127.00
1	cy	217	ALA	N-CA-CB	-5.87	101.89	110.10
1	dI	145	TYR	CB-CG-CD2	5.87	124.52	121.00
1	eL	167	ARG	NE-CZ-NH1	5.87	123.23	120.30
1	f4	229	ARG	NH1-CZ-NH2	-5.87	112.95	119.40
1	fR	145	TYR	CD1-CG-CD2	5.87	124.35	117.90
1	m	82	ARG	N-CA-CB	5.87	121.16	110.60
1	gp	143	ARG	NH1-CZ-NH2	5.86	125.85	119.40
1	gs	100	ARG	NH1-CZ-NH2	5.86	125.85	119.40
1	gK	31	ALA	O-C-N	-5.86	113.32	122.70
1	1F	10	MET	CG-SD-CE	-5.86	90.82	100.20
1	hf	212	GLU	N-CA-CB	5.86	121.15	110.60
1	hy	82	ARG	N-CA-CB	-5.86	100.05	110.60
1	hJ	66	MET	CG-SD-CE	-5.86	90.82	100.20
1	iB	162	ARG	NE-CZ-NH1	5.86	123.23	120.30
1	iQ	96	MET	CG-SD-CE	-5.86	90.82	100.20
1	jr	132	ARG	NE-CZ-NH1	5.86	123.23	120.30
1	lz	185	MET	CA-CB-CG	5.86	123.27	113.30
1	lL	33	SER	O-C-N	-5.86	109.96	121.10
1	3b	64	ALA	CB-CA-C	5.86	118.89	110.10
1	3M	143	ARG	NE-CZ-NH1	5.86	123.23	120.30
1	4R	166	ASP	CB-CG-OD2	5.86	123.58	118.30
1	5k	133	TRP	O-C-N	-5.86	113.32	122.70
1	5n	164	TYR	CB-CG-CD1	5.86	124.52	121.00
1	67	81	ASP	CB-CG-OD1	-5.86	113.02	118.30
1	6f	27	VAL	CA-CB-CG2	-5.86	102.10	110.90
1	75	139	ASN	CB-CA-C	5.86	122.13	110.40
1	7Y	168	PHE	CB-CG-CD1	5.86	124.90	120.80
1	86	210	THR	CA-CB-CG2	5.86	120.61	112.40
1	8O	11	VAL	CG1-CB-CG2	-5.86	101.52	110.90
1	9c	196	PRO	O-C-N	-5.86	113.32	122.70
1	be	132	ARG	NH1-CZ-NH2	-5.86	112.95	119.40
1	bQ	168	PHE	CB-CG-CD2	5.86	124.90	120.80
1	dr	40	PHE	CB-CG-CD1	5.86	124.91	120.80
1	dY	167	ARG	NE-CZ-NH2	-5.86	117.37	120.30
1	1u	152	ASP	CB-CG-OD1	5.86	123.58	118.30
1	fa	175	GLU	OE1-CD-OE2	-5.86	116.26	123.30
1	fQ	167	ARG	CD-NE-CZ	5.86	131.81	123.60

Continued on next page...

Continued from previous page...

Mol	Chain	Res	Type	Atoms	Z	Observed(°)	Ideal(°)
1	X	40	PHE	CB-CG-CD1	-5.86	116.70	120.80
1	gx	26	VAL	CA-CB-CG2	5.86	119.69	110.90
1	hg	130	TYR	CZ-CE2-CD2	-5.86	114.52	119.80
1	hA	145	TYR	CG-CD1-CE1	-5.86	116.61	121.30
1	hL	18	ARG	NE-CZ-NH2	5.86	123.23	120.30
1	lv	97	ARG	NH1-CZ-NH2	-5.86	112.95	119.40
1	2H	15	ILE	CA-CB-CG1	5.86	122.14	111.00
1	4S	167	ARG	CD-NE-CZ	5.86	131.81	123.60
1	5A	46	GLY	O-C-N	-5.86	113.32	122.70
1	5V	169	TYR	CB-CG-CD1	-5.86	117.48	121.00
1	6V	97	ARG	NE-CZ-NH1	5.86	123.23	120.30
1	8K	132	ARG	CD-NE-CZ	5.86	131.81	123.60
1	9S	1	PRO	N-CD-CG	5.86	111.99	103.20
1	b9	195	ASN	CB-CA-C	5.86	122.12	110.40
1	c0	132	ARG	NE-CZ-NH2	-5.86	117.37	120.30
1	cH	231	LEU	CB-CG-CD2	-5.86	101.03	111.00
1	d3	23	TRP	CH2-CZ2-CE2	5.86	123.26	117.40
1	fU	97	ARG	NH1-CZ-NH2	-5.86	112.95	119.40
1	fX	29	GLU	OE1-CD-OE2	-5.86	116.27	123.30
1	I	166	ASP	CB-CG-OD1	5.86	123.58	118.30
1	gG	154	ARG	NE-CZ-NH1	-5.86	117.37	120.30
1	gO	32	PHE	CB-CG-CD2	5.86	124.90	120.80
1	h3	32	PHE	CB-CG-CD1	-5.86	116.70	120.80
1	in	108	THR	O-C-N	-5.86	113.32	122.70
1	iG	132	ARG	CG-CD-NE	-5.86	99.49	111.80
1	iH	128	GLU	OE1-CD-OE2	-5.86	116.27	123.30
1	j4	90	PRO	N-CA-C	5.86	127.33	112.10
1	jF	133	TRP	CB-CG-CD1	5.86	134.62	127.00
1	jF	145	TYR	O-C-N	-5.86	113.32	122.70
1	ka	169	TYR	CZ-CE2-CD2	5.86	125.07	119.80
1	l2	222	GLY	C-N-CA	5.86	134.61	122.30
1	2o	13	GLN	N-CA-CB	5.86	121.15	110.60
1	35	127	GLY	CA-C-O	-5.86	110.05	120.60
1	3e	80	TRP	CE2-CD2-CG	-5.86	102.61	107.30
1	3p	200	THR	CA-CB-CG2	5.86	120.60	112.40
1	3E	32	PHE	CB-CG-CD2	5.86	124.90	120.80
1	3L	141	ILE	O-C-N	-5.86	113.32	122.70
1	45	66	MET	CG-SD-CE	-5.86	90.82	100.20
1	5r	169	TYR	CB-CG-CD2	5.86	124.52	121.00
1	5K	122	PRO	N-CD-CG	5.86	111.99	103.20
1	7t	167	ARG	NH1-CZ-NH2	-5.86	112.95	119.40
1	8i	161	PHE	CD1-CE1-CZ	-5.86	113.07	120.10

Continued on next page...

Continued from previous page...

Mol	Chain	Res	Type	Atoms	Z	Observed(°)	Ideal(°)
1	9g	100	ARG	NE-CZ-NH1	5.86	123.23	120.30
1	9o	24	VAL	CA-CB-CG2	-5.86	102.11	110.90
1	av	167	ARG	NE-CZ-NH2	-5.86	117.37	120.30
1	aS	145	TYR	CB-CG-CD2	-5.86	117.48	121.00
1	aT	142	VAL	O-C-N	-5.86	113.32	122.70
1	b1	177	ALA	N-CA-CB	-5.86	101.89	110.10
1	b6	96	MET	CG-SD-CE	-5.86	90.82	100.20
1	be	133	TRP	CE2-CD2-CG	-5.86	102.61	107.30
1	bZ	133	TRP	CB-CG-CD1	5.86	134.62	127.00
1	c5	164	TYR	CB-CA-C	5.86	122.12	110.40
1	cn	41	SER	O-C-N	-5.86	113.32	122.70
1	cR	144	MET	CG-SD-CE	-5.86	90.82	100.20
1	1A	132	ARG	NH1-CZ-NH2	-5.86	112.95	119.40
1	fZ	72	THR	O-C-N	-5.86	113.32	122.70
1	l	183	ASN	O-C-N	-5.86	113.33	122.70
1	r	59	VAL	CG1-CB-CG2	5.86	120.28	110.90
1	t	148	THR	N-CA-CB	5.86	121.43	110.30
1	3	163	ASP	CB-CG-OD1	-5.86	113.03	118.30
1	gp	31	ALA	CB-CA-C	-5.86	101.31	110.10
1	il	166	ASP	CB-CG-OD2	5.86	123.57	118.30
1	kp	82	ARG	CD-NE-CZ	5.86	131.80	123.60
1	kK	121	ASN	CB-CG-OD1	5.86	133.32	121.60
1	li	107	THR	CA-CB-CG2	-5.86	104.20	112.40
1	lH	184	TRP	CD1-NE1-CE2	5.86	114.27	109.00
1	3G	1	PRO	N-CA-CB	5.86	110.33	103.30
1	41	27	VAL	CA-CB-CG1	5.86	119.69	110.90
1	5u	19	THR	CA-CB-CG2	5.86	120.60	112.40
1	5N	24	VAL	CA-CB-CG1	5.86	119.69	110.90
1	67	69	LEU	O-C-N	-5.86	113.33	122.70
1	7S	143	ARG	NE-CZ-NH1	5.86	123.23	120.30
1	8n	164	TYR	CD1-CG-CD2	5.86	124.34	117.90
1	9f	40	PHE	CB-CG-CD1	-5.86	116.70	120.80
1	av	142	VAL	CG1-CB-CG2	5.86	120.27	110.90
1	18	130	TYR	CG-CD2-CE2	5.86	125.99	121.30
1	d2	131	LYS	CA-CB-CG	5.86	126.29	113.40
1	dc	159	GLU	OE1-CD-OE2	5.86	130.33	123.30
1	dh	221	VAL	C-N-CA	5.86	134.60	122.30
1	do	164	TYR	CB-CG-CD2	-5.86	117.48	121.00
1	eg	164	TYR	CB-CG-CD1	-5.86	117.48	121.00
1	hA	80	TRP	CG-CD1-NE1	-5.86	104.24	110.10
1	hX	45	GLU	O-C-N	-5.86	113.24	123.20
1	ic	224	PRO	CA-N-CD	5.86	119.90	111.70

Continued on next page...

Continued from previous page...

Mol	Chain	Res	Type	Atoms	Z	Observed(°)	Ideal(°)
1	iG	162	ARG	NH1-CZ-NH2	-5.86	112.96	119.40
1	iZ	35	GLU	OE1-CD-OE2	-5.86	116.27	123.30
1	jA	59	VAL	CA-CB-CG1	5.86	119.69	110.90
1	kK	40	PHE	CB-CG-CD1	-5.86	116.70	120.80
1	2i	14	ALA	CB-CA-C	-5.86	101.31	110.10
1	2N	133	TRP	CB-CG-CD2	-5.86	118.98	126.60
1	3S	37	ILE	CA-CB-CG2	-5.86	99.19	110.90
1	3W	11	VAL	CG1-CB-CG2	-5.86	101.53	110.90
1	4n	40	PHE	CB-CG-CD2	-5.86	116.70	120.80
1	4s	97	ARG	NE-CZ-NH2	-5.86	117.37	120.30
1	4U	80	TRP	CB-CG-CD2	5.86	134.21	126.60
1	5g	149	SER	N-CA-CB	5.86	119.28	110.50
1	63	82	ARG	CG-CD-NE	-5.86	99.50	111.80
1	6o	163	ASP	CB-CG-OD1	-5.86	113.03	118.30
1	6w	145	TYR	CB-CG-CD1	-5.86	117.49	121.00
1	72	162	ARG	NE-CZ-NH2	-5.86	117.37	120.30
1	7A	24	VAL	O-C-N	-5.86	113.33	122.70
1	9k	100	ARG	NH1-CZ-NH2	-5.86	112.96	119.40
1	9H	112	GLN	N-CA-CB	-5.86	100.06	110.60
1	9W	76	GLU	OE1-CD-OE2	-5.86	116.27	123.30
1	a4	191	VAL	CA-CB-CG1	-5.86	102.11	110.90
1	af	24	VAL	CG1-CB-CG2	5.86	120.27	110.90
1	bI	146	SER	N-CA-CB	5.86	119.29	110.50
1	bZ	133	TRP	CD1-NE1-CE2	5.86	114.27	109.00
1	cb	173	ARG	NE-CZ-NH2	-5.86	117.37	120.30
1	ck	191	VAL	CA-CB-CG1	5.86	119.69	110.90
1	dr	159	GLU	OE1-CD-OE2	-5.86	116.27	123.30
1	dW	82	ARG	NE-CZ-NH1	5.86	123.23	120.30
1	lo	229	ARG	NH1-CZ-NH2	-5.86	112.96	119.40
1	ey	167	ARG	NH1-CZ-NH2	-5.86	112.96	119.40
1	lw	130	TYR	O-C-N	-5.86	113.33	122.70
1	fl	165	VAL	CA-CB-CG2	-5.86	102.11	110.90
1	ffF	18	ARG	NE-CZ-NH2	-5.86	117.37	120.30
1	g2	215	MET	CG-SD-CE	-5.86	90.83	100.20
1	i	173	ARG	CA-CB-CG	5.86	126.29	113.40
1	O	184	TRP	CB-CG-CD1	-5.86	119.39	127.00
1	T	164	TYR	CD1-CE1-CZ	5.86	125.07	119.80
1	W	11	VAL	O-C-N	-5.86	113.33	122.70
1	hs	197	ASP	CB-CG-OD1	5.86	123.57	118.30
1	hI	40	PHE	CB-CG-CD2	-5.86	116.70	120.80
1	1L	18	ARG	NE-CZ-NH1	5.86	123.23	120.30
1	i3	68	MET	CA-CB-CG	5.86	123.25	113.30

Continued on next page...

Continued from previous page...

Mol	Chain	Res	Type	Atoms	Z	Observed(°)	Ideal(°)
1	i6	65	ALA	N-CA-CB	-5.86	101.90	110.10
1	i7	229	ARG	NE-CZ-NH2	-5.86	117.37	120.30
1	1P	144	MET	CA-CB-CG	5.86	123.25	113.30
1	jI	184	TRP	CE2-CD2-CG	-5.86	102.62	107.30
1	jJ	97	ARG	CD-NE-CZ	5.86	131.80	123.60
1	jU	55	MET	CG-SD-CE	-5.86	90.83	100.20
1	kh	32	PHE	CB-CG-CD2	5.86	124.90	120.80
1	l2	23	TRP	CA-CB-CG	5.86	124.82	113.70
1	lw	90	PRO	O-C-N	5.86	132.07	122.70
1	lD	169	TYR	CB-CG-CD2	-5.86	117.49	121.00
1	2V	154	ARG	NE-CZ-NH2	-5.86	117.37	120.30
1	3y	164	TYR	CG-CD1-CE1	5.86	125.98	121.30
1	3E	144	MET	CG-SD-CE	-5.86	90.83	100.20
1	4m	55	MET	CG-SD-CE	-5.86	90.83	100.20
1	5b	161	PHE	CB-CG-CD1	-5.86	116.70	120.80
1	5t	80	TRP	CD2-CE2-CZ2	-5.86	115.27	122.30
1	65	109	SER	N-CA-CB	5.86	119.28	110.50
1	6h	69	LEU	CB-CG-CD2	5.86	120.95	111.00
1	6E	143	ARG	NH1-CZ-NH2	5.86	125.84	119.40
1	7F	154	ARG	NE-CZ-NH2	5.86	123.23	120.30
1	7P	218	CYS	O-C-N	-5.86	113.33	122.70
1	8t	143	ARG	NE-CZ-NH2	-5.86	117.37	120.30
1	9k	1	PRO	CA-N-CD	-5.86	103.30	111.50
1	9F	27	VAL	CA-CB-CG2	-5.86	102.12	110.90
1	10	140	LYS	O-C-N	-5.86	113.33	122.70
1	aA	82	ARG	CD-NE-CZ	5.86	131.80	123.60
1	bs	166	ASP	CB-CG-OD2	-5.86	113.03	118.30
1	bX	211	LEU	O-C-N	-5.86	113.33	122.70
1	ci	204	ALA	CB-CA-C	-5.86	101.32	110.10
1	cm	211	LEU	CB-CG-CD1	-5.86	101.05	111.00
1	ct	1	PRO	N-CA-CB	-5.86	96.16	102.60
1	cD	201	ILE	O-C-N	-5.86	113.33	122.70
1	cF	1	PRO	CA-N-CD	-5.86	103.30	111.50
1	cM	167	ARG	NE-CZ-NH2	5.86	123.23	120.30
1	d5	22	ALA	CB-CA-C	-5.86	101.32	110.10
1	dm	74	ASN	CB-CG-OD1	5.86	133.31	121.60
1	eV	191	VAL	CA-CB-CG1	5.86	119.68	110.90
1	fe	25	LYS	O-C-N	-5.86	113.33	122.70
1	a	96	MET	CG-SD-CE	-5.86	90.83	100.20
1	t	173	ARG	NE-CZ-NH2	-5.86	117.37	120.30
1	7	18	ARG	NE-CZ-NH1	5.86	123.23	120.30
1	gC	71	GLU	N-CA-CB	5.85	121.14	110.60

Continued on next page...

Continued from previous page...

Mol	Chain	Res	Type	Atoms	Z	Observed(°)	Ideal(°)
1	hj	132	ARG	NE-CZ-NH1	5.85	123.23	120.30
1	iT	82	ARG	NE-CZ-NH1	5.85	123.23	120.30
1	hg	185	MET	CG-SD-CE	5.85	109.57	100.20
1	24	107	THR	CA-CB-CG2	-5.85	104.20	112.40
1	kZ	229	ARG	NH1-CZ-NH2	-5.85	112.96	119.40
1	40	229	ARG	NE-CZ-NH1	5.85	123.23	120.30
1	6H	140	LYS	N-CA-CB	5.85	121.14	110.60
1	7r	145	TYR	CB-CG-CD1	-5.85	117.49	121.00
1	8B	82	ARG	NE-CZ-NH2	-5.85	117.37	120.30
1	9D	145	TYR	CB-CG-CD1	5.85	124.51	121.00
1	9K	167	ARG	NE-CZ-NH2	-5.85	117.37	120.30
1	ar	145	TYR	CB-CG-CD1	5.85	124.51	121.00
1	b9	166	ASP	CB-CG-OD1	5.85	123.57	118.30
1	bl	96	MET	CG-SD-CE	-5.85	90.83	100.20
1	c8	169	TYR	CB-CG-CD1	-5.85	117.49	121.00
1	fw	80	TRP	N-CA-CB	5.85	121.14	110.60
1	fM	132	ARG	NH1-CZ-NH2	5.85	125.84	119.40
1	t	143	ARG	NH1-CZ-NH2	-5.85	112.96	119.40
1	M	173	ARG	NH1-CZ-NH2	-5.85	112.96	119.40
1	ga	168	PHE	CB-CA-C	5.85	122.11	110.40
1	gk	166	ASP	CB-CG-OD2	5.85	123.57	118.30
1	gq	66	MET	CA-CB-CG	5.85	123.25	113.30
1	gy	40	PHE	N-CA-CB	-5.85	100.07	110.60
1	hh	216	THR	CA-CB-CG2	5.85	120.59	112.40
1	iy	132	ARG	CB-CA-C	5.85	122.11	110.40
1	1R	161	PHE	O-C-N	-5.85	113.33	122.70
1	iK	10	MET	CG-SD-CE	-5.85	90.84	100.20
1	jp	105	ALA	N-CA-CB	-5.85	101.91	110.10
1	k9	229	ARG	NE-CZ-NH1	5.85	123.23	120.30
1	21	69	LEU	O-C-N	-5.85	113.33	122.70
1	kp	111	LEU	CB-CG-CD2	-5.85	101.05	111.00
1	lg	23	TRP	CB-CG-CD1	-5.85	119.39	127.00
1	2q	51	ASP	CB-CG-OD1	5.85	123.57	118.30
1	36	110	THR	O-C-N	-5.85	113.34	122.70
1	3E	113	GLU	OE1-CD-OE2	-5.85	116.28	123.30
1	40	109	SER	N-CA-CB	5.85	119.28	110.50
1	4a	120	HIS	N-CA-CB	-5.85	100.06	110.60
1	4b	31	ALA	N-CA-CB	5.85	118.29	110.10
1	6L	134	ILE	O-C-N	-5.85	113.34	122.70
1	6R	40	PHE	CD1-CE1-CZ	-5.85	113.08	120.10
1	8k	31	ALA	CB-CA-C	5.85	118.88	110.10
1	8q	87	HIS	CA-CB-CG	5.85	123.55	113.60

Continued on next page...

Continued from previous page...

Mol	Chain	Res	Type	Atoms	Z	Observed(°)	Ideal(°)
1	8y	11	VAL	O-C-N	-5.85	113.34	122.70
1	8B	107	THR	CA-CB-CG2	-5.85	104.21	112.40
1	8K	146	SER	N-CA-CB	5.85	119.28	110.50
1	ad	169	TYR	CG-CD2-CE2	-5.85	116.62	121.30
1	be	18	ARG	O-C-N	-5.85	113.33	122.70
1	bv	230	VAL	CA-CB-CG2	5.85	119.68	110.90
1	bX	109	SER	N-CA-CB	5.85	119.28	110.50
1	cd	103	ASP	CB-CG-OD2	5.85	123.57	118.30
1	co	215	MET	CG-SD-CE	5.85	109.56	100.20
1	eq	141	ILE	O-C-N	-5.85	113.34	122.70
1	ex	163	ASP	CB-CG-OD2	-5.85	113.03	118.30
1	eD	152	ASP	CB-CG-OD2	5.85	123.57	118.30
1	f3	144	MET	CA-CB-CG	5.85	123.25	113.30
1	fm	178	SER	O-C-N	-5.85	113.34	122.70
1	ly	58	THR	CA-CB-CG2	-5.85	104.21	112.40
1	fP	185	MET	O-C-N	-5.85	113.34	122.70
1	fX	23	TRP	CB-CG-CD2	5.85	134.21	126.60
1	D	161	PHE	CB-CG-CD2	5.85	124.90	120.80
1	gI	177	ALA	N-CA-CB	5.85	118.29	110.10
1	gJ	162	ARG	CD-NE-CZ	5.85	131.79	123.60
1	gO	19	THR	CA-CB-CG2	5.85	120.59	112.40
1	hi	152	ASP	CB-CG-OD1	-5.85	113.03	118.30
1	1Q	154	ARG	NE-CZ-NH1	5.85	123.22	120.30
1	kp	9	GLN	O-C-N	-5.85	113.34	122.70
1	2U	162	ARG	NH1-CZ-NH2	-5.85	112.96	119.40
1	4k	36	VAL	CA-CB-CG1	5.85	119.68	110.90
1	5p	59	VAL	CA-CB-CG1	5.85	119.68	110.90
1	5Q	198	CYS	CA-CB-SG	-5.85	103.47	114.00
1	5X	161	PHE	CB-CG-CD1	-5.85	116.70	120.80
1	7k	96	MET	CG-SD-CE	5.85	109.56	100.20
1	8a	147	PRO	N-CD-CG	5.85	111.98	103.20
1	aT	217	ALA	N-CA-CB	5.85	118.29	110.10
1	bm	66	MET	CG-SD-CE	-5.85	90.84	100.20
1	bo	190	LEU	O-C-N	-5.85	113.34	122.70
1	19	51	ASP	CB-CG-OD2	-5.85	113.03	118.30
1	cw	181	VAL	CA-CB-CG2	-5.85	102.12	110.90
1	cJ	169	TYR	O-C-N	-5.85	113.34	122.70
1	fr	144	MET	CG-SD-CE	-5.85	90.84	100.20
1	fV	214	MET	CG-SD-CE	5.85	109.56	100.20
1	g2	164	TYR	CB-CG-CD1	5.85	124.51	121.00
1	h2	102	SER	O-C-N	-5.85	113.34	122.70
1	hR	210	THR	CA-CB-CG2	-5.85	104.21	112.40

Continued on next page...

Continued from previous page...

Mol	Chain	Res	Type	Atoms	Z	Observed(°)	Ideal(°)
1	hZ	18	ARG	NE-CZ-NH2	-5.85	117.38	120.30
1	is	129	ILE	O-C-N	-5.85	113.34	122.70
1	iN	163	ASP	CB-CG-OD1	5.85	123.56	118.30
1	je	187	GLU	OE1-CD-OE2	-5.85	116.28	123.30
1	jj	164	TYR	CD1-CE1-CZ	-5.85	114.54	119.80
1	kb	128	GLU	OE1-CD-OE2	-5.85	116.28	123.30
1	2s	18	ARG	NE-CZ-NH1	5.85	123.22	120.30
1	2G	36	VAL	CA-CB-CG1	5.85	119.67	110.90
1	3u	124	ILE	N-CA-CB	5.85	124.25	110.80
1	45	133	TRP	CD1-CG-CD2	-5.85	101.62	106.30
1	4e	40	PHE	CB-CG-CD1	-5.85	116.71	120.80
1	4Q	152	ASP	CB-CG-OD2	-5.85	113.04	118.30
1	6t	198	CYS	N-CA-C	5.85	126.79	111.00
1	6M	197	ASP	CB-CG-OD1	5.85	123.56	118.30
1	6N	59	VAL	C-N-CA	5.85	134.58	122.30
1	6R	121	ASN	N-CA-CB	5.85	121.13	110.60
1	8T	155	GLN	C-N-CA	5.85	134.58	122.30
1	9x	105	ALA	N-CA-CB	-5.85	101.91	110.10
1	9C	133	TRP	CB-CG-CD1	5.85	134.60	127.00
1	9F	168	PHE	CD1-CE1-CZ	-5.85	113.08	120.10
1	ab	154	ARG	NE-CZ-NH1	5.85	123.22	120.30
1	ad	164	TYR	CB-CG-CD2	-5.85	117.49	121.00
1	ae	97	ARG	NE-CZ-NH2	-5.85	117.38	120.30
1	ag	164	TYR	CD1-CE1-CZ	5.85	125.06	119.80
1	bn	61	GLY	C-N-CA	5.85	136.32	121.70
1	bP	24	VAL	CA-CB-CG2	-5.85	102.13	110.90
1	bU	65	ALA	N-CA-CB	-5.85	101.91	110.10
1	ca	143	ARG	NE-CZ-NH2	5.85	123.22	120.30
1	cL	184	TRP	CB-CG-CD2	5.85	134.20	126.60
1	dh	117	TRP	CD1-CG-CD2	-5.85	101.62	106.30
1	dt	166	ASP	CB-CG-OD2	5.85	123.56	118.30
1	fa	40	PHE	CB-CG-CD2	5.85	124.89	120.80
1	fy	18	ARG	NH1-CZ-NH2	-5.85	112.97	119.40
1	fO	156	GLY	O-C-N	-5.85	109.99	121.10
1	fX	103	ASP	CB-CG-OD1	5.85	123.56	118.30
1	fY	80	TRP	CD1-CG-CD2	5.85	110.98	106.30
1	g2	19	THR	CA-CB-CG2	-5.85	104.21	112.40
1	g2	142	VAL	CG1-CB-CG2	-5.85	101.54	110.90
1	n	221	VAL	CA-CB-CG1	-5.85	102.12	110.90
1	4	139	ASN	CB-CG-OD1	-5.85	109.90	121.60
1	X	169	TYR	CG-CD1-CE1	-5.85	116.62	121.30
1	7	150	ILE	O-C-N	-5.85	113.34	122.70

Continued on next page...

Continued from previous page...

Mol	Chain	Res	Type	Atoms	Z	Observed(°)	Ideal(°)
1	gs	184	TRP	CD1-CG-CD2	-5.85	101.62	106.30
1	gH	209	ALA	O-C-N	-5.85	113.34	122.70
1	gY	174	ALA	CB-CA-C	-5.85	101.33	110.10
1	hh	51	ASP	CB-CG-OD1	5.85	123.56	118.30
1	il	194	ALA	O-C-N	-5.85	113.34	122.70
1	jb	203	LYS	O-C-N	-5.85	113.34	122.70
1	1V	202	LEU	CB-CG-CD1	-5.85	101.06	111.00
1	js	213	GLU	OE1-CD-OE2	-5.85	116.28	123.30
1	jY	167	ARG	NE-CZ-NH2	5.85	123.22	120.30
1	l6	51	ASP	CB-CG-OD2	5.85	123.56	118.30
1	lG	151	LEU	CB-CG-CD2	5.85	120.94	111.00
1	2O	41	SER	O-C-N	-5.85	113.34	122.70
1	2R	229	ARG	CD-NE-CZ	5.85	131.79	123.60
1	3K	178	SER	N-CA-C	5.85	126.79	111.00
1	3V	169	TYR	CB-CG-CD1	5.85	124.51	121.00
1	4k	130	TYR	CB-CG-CD1	5.85	124.51	121.00
1	4o	40	PHE	CB-CG-CD1	5.85	124.89	120.80
1	4o	171	THR	CA-CB-CG2	-5.85	104.21	112.40
1	5e	96	MET	CG-SD-CE	-5.85	90.84	100.20
1	6E	165	VAL	CA-CB-CG1	5.85	119.67	110.90
1	7l	103	ASP	CB-CG-OD2	-5.85	113.04	118.30
1	7B	28	GLU	OE1-CD-OE2	-5.85	116.28	123.30
1	8K	80	TRP	CB-CG-CD2	-5.85	119.00	126.60
1	cd	221	VAL	C-N-CA	5.85	134.58	122.30
1	cX	82	ARG	NE-CZ-NH2	5.85	123.22	120.30
1	dy	59	VAL	CG1-CB-CG2	-5.85	101.55	110.90
1	e4	229	ARG	NE-CZ-NH2	5.85	123.22	120.30
1	eQ	82	ARG	CD-NE-CZ	5.85	131.79	123.60
1	eV	149	SER	O-C-N	-5.85	113.34	122.70
1	lu	28	GLU	N-CA-C	5.85	126.79	111.00
1	fk	97	ARG	CG-CD-NE	-5.85	99.52	111.80
1	fP	69	LEU	CA-CB-CG	5.85	128.75	115.30
1	1	32	PHE	CG-CD1-CE1	5.85	127.23	120.80
1	P	204	ALA	CB-CA-C	-5.85	101.33	110.10
1	W	143	ARG	NE-CZ-NH2	-5.85	117.38	120.30
1	go	47	ALA	N-CA-CB	5.85	118.28	110.10
1	jL	119	THR	CA-CB-CG2	-5.85	104.22	112.40
1	kx	119	THR	CA-CB-CG2	-5.85	104.22	112.40
1	ll	100	ARG	NH1-CZ-NH2	-5.85	112.97	119.40
1	2n	39	MET	CG-SD-CE	-5.85	90.85	100.20
1	6l	229	ARG	NH1-CZ-NH2	-5.85	112.97	119.40
1	8g	173	ARG	NE-CZ-NH2	5.85	123.22	120.30

Continued on next page...

Continued from previous page...

Mol	Chain	Res	Type	Atoms	Z	Observed(°)	Ideal(°)
1	9O	177	ALA	N-CA-CB	5.85	118.28	110.10
1	aH	166	ASP	CB-CG-OD2	-5.85	113.04	118.30
1	dq	82	ARG	NE-CZ-NH2	-5.85	117.38	120.30
1	dR	103	ASP	CB-CG-OD2	5.85	123.56	118.30
1	dZ	216	THR	CA-CB-CG2	-5.85	104.22	112.40
1	d	165	VAL	CA-CB-CG2	-5.85	102.13	110.90
1	gQ	32	PHE	CB-CG-CD1	-5.84	116.71	120.80
1	h0	149	SER	N-CA-CB	5.84	119.27	110.50
1	hm	12	HIS	CA-CB-CG	5.84	123.54	113.60
1	ho	168	PHE	CG-CD2-CE2	-5.84	114.37	120.80
1	hN	169	TYR	CZ-CE2-CD2	-5.84	114.54	119.80
1	hU	71	GLU	O-C-N	-5.84	113.35	122.70
1	lO	154	ARG	NH1-CZ-NH2	-5.84	112.97	119.40
1	iz	216	THR	CA-CB-CG2	-5.84	104.22	112.40
1	iB	26	VAL	CG1-CB-CG2	-5.84	101.55	110.90
1	jc	97	ARG	NE-CZ-NH2	5.84	123.22	120.30
1	k9	87	HIS	CA-CB-CG	5.84	123.54	113.60
1	kE	102	SER	O-C-N	-5.84	113.35	122.70
1	kH	161	PHE	N-CA-CB	5.84	121.12	110.60
1	l2	103	ASP	CB-CG-OD2	5.84	123.56	118.30
1	3A	17	PRO	N-CA-C	5.84	127.30	112.10
1	4v	39	MET	CG-SD-CE	-5.84	90.85	100.20
1	51	154	ARG	NH1-CZ-NH2	5.84	125.83	119.40
1	53	154	ARG	NH1-CZ-NH2	-5.84	112.97	119.40
1	5x	144	MET	CG-SD-CE	-5.84	90.85	100.20
1	5R	174	ALA	N-CA-CB	-5.84	101.92	110.10
1	5S	178	SER	N-CA-CB	5.84	119.27	110.50
1	5W	40	PHE	CB-CG-CD2	-5.84	116.71	120.80
1	6Q	130	TYR	CB-CG-CD2	-5.84	117.49	121.00
1	7T	97	ARG	NE-CZ-NH2	-5.84	117.38	120.30
1	84	52	LEU	O-C-N	-5.84	113.35	122.70
1	85	117	TRP	CB-CG-CD2	5.84	134.20	126.60
1	8b	134	ILE	O-C-N	-5.84	113.35	122.70
1	8e	164	TYR	CZ-CE2-CD2	5.84	125.06	119.80
1	8H	142	VAL	CA-CB-CG1	5.84	119.67	110.90
1	8T	23	TRP	CB-CG-CD2	5.84	134.20	126.60
1	9w	143	ARG	NE-CZ-NH2	5.84	123.22	120.30
1	9V	197	ASP	CB-CG-OD1	5.84	123.56	118.30
1	aQ	3	VAL	CG1-CB-CG2	-5.84	101.55	110.90
1	bu	167	ARG	NE-CZ-NH1	5.84	123.22	120.30
1	bQ	77	ALA	N-CA-CB	-5.84	101.92	110.10
1	cG	168	PHE	CD1-CE1-CZ	5.84	127.11	120.10

Continued on next page...

Continued from previous page...

Mol	Chain	Res	Type	Atoms	Z	Observed(°)	Ideal(°)
1	li	154	ARG	NH1-CZ-NH2	-5.84	112.97	119.40
1	ll	49	PRO	N-CA-CB	-5.84	96.17	102.60
1	f3	164	TYR	CB-CA-C	5.84	122.09	110.40
1	b	48	THR	N-CA-CB	5.84	121.41	110.30
1	K	136	LEU	CB-CA-C	5.84	121.30	110.20
1	he	164	TYR	CB-CG-CD2	5.84	124.51	121.00
1	il	162	ARG	NE-CZ-NH1	5.84	123.22	120.30
1	lR	154	ARG	NE-CZ-NH1	-5.84	117.38	120.30
1	iW	185	MET	CG-SD-CE	-5.84	90.85	100.20
1	j5	173	ARG	NH1-CZ-NH2	-5.84	112.97	119.40
1	lg	23	TRP	CB-CG-CD1	-5.84	119.40	127.00
1	5Y	154	ARG	NE-CZ-NH2	-5.84	117.38	120.30
1	6C	100	ARG	NE-CZ-NH1	5.84	123.22	120.30
1	7c	143	ARG	NE-CZ-NH1	5.84	123.22	120.30
1	8O	76	GLU	O-C-N	-5.84	113.35	122.70
1	a2	100	ARG	NE-CZ-NH1	-5.84	117.38	120.30
1	bH	117	TRP	CD1-NE1-CE2	5.84	114.26	109.00
1	do	184	TRP	CB-CG-CD2	5.84	134.20	126.60
1	dp	167	ARG	NE-CZ-NH2	-5.84	117.38	120.30
1	dz	168	PHE	CB-CG-CD2	-5.84	116.71	120.80
1	e3	168	PHE	CG-CD1-CE1	-5.84	114.37	120.80
1	eo	167	ARG	NH1-CZ-NH2	-5.84	112.97	119.40
1	f3	167	ARG	CG-CD-NE	-5.84	99.53	111.80
1	gl	229	ARG	NH1-CZ-NH2	-5.84	112.97	119.40
1	r	169	TYR	CB-CG-CD2	-5.84	117.49	121.00
1	I	32	PHE	N-CA-CB	5.84	121.12	110.60
1	I	138	LEU	O-C-N	-5.84	113.35	122.70
1	R	191	VAL	CA-CB-CG2	5.84	119.67	110.90
1	V	171	THR	O-C-N	-5.84	113.35	122.70
1	6	155	GLN	CA-CB-CG	5.84	126.25	113.40
1	hr	36	VAL	O-C-N	-5.84	113.35	122.70
1	il	94	GLY	O-C-N	-5.84	113.36	122.70
1	lO	87	HIS	CA-CB-CG	5.84	123.53	113.60
1	iE	185	MET	O-C-N	-5.84	113.35	122.70
1	jO	64	ALA	N-CA-CB	5.84	118.28	110.10
1	kh	229	ARG	NH1-CZ-NH2	-5.84	112.97	119.40
1	kz	154	ARG	NE-CZ-NH2	-5.84	117.38	120.30
1	28	184	TRP	CE3-CZ3-CH2	-5.84	114.77	121.20
1	lC	100	ARG	NE-CZ-NH2	5.84	123.22	120.30
1	lG	117	TRP	CD1-NE1-CE2	5.84	114.26	109.00
1	2a	108	THR	CA-CB-CG2	-5.84	104.22	112.40
1	lO	100	ARG	NE-CZ-NH1	5.84	123.22	120.30

Continued on next page...

Continued from previous page...

Mol	Chain	Res	Type	Atoms	Z	Observed(°)	Ideal(°)
1	38	45	GLU	O-C-N	-5.84	113.27	123.20
1	3k	105	ALA	O-C-N	-5.84	113.27	123.20
1	43	217	ALA	N-CA-CB	-5.84	101.92	110.10
1	5d	222	GLY	CA-C-N	5.84	127.88	116.20
1	5h	211	LEU	CB-CG-CD1	5.84	120.93	111.00
1	5Q	143	ARG	NH1-CZ-NH2	-5.84	112.97	119.40
1	61	23	TRP	CG-CD2-CE3	-5.84	128.64	133.90
1	61	58	THR	CA-CB-CG2	-5.84	104.22	112.40
1	6d	23	TRP	CG-CD2-CE3	-5.84	128.64	133.90
1	6t	119	THR	CA-CB-CG2	-5.84	104.22	112.40
1	7l	215	MET	CB-CA-C	5.84	122.08	110.40
1	7x	37	ILE	CA-C-N	5.84	133.46	117.10
1	7R	222	GLY	O-C-N	-5.84	113.27	123.20
1	cw	145	TYR	CG-CD1-CE1	-5.84	116.63	121.30
1	cL	75	GLU	OE1-CD-OE2	-5.84	116.29	123.30
1	cQ	166	ASP	CB-CG-OD2	-5.84	113.04	118.30
1	cZ	32	PHE	CZ-CE2-CD2	-5.84	113.09	120.10
1	fz	43	LEU	O-C-N	-5.84	113.35	122.70
1	fz	100	ARG	NE-CZ-NH2	-5.84	117.38	120.30
1	ly	191	VAL	CG1-CB-CG2	-5.84	101.55	110.90
1	fM	31	ALA	N-CA-CB	-5.84	101.92	110.10
1	fO	97	ARG	NE-CZ-NH2	-5.84	117.38	120.30
1	gm	207	PRO	N-CD-CG	-5.84	94.44	103.20
1	gC	162	ARG	CA-CB-CG	5.84	126.25	113.40
1	hh	10	MET	CG-SD-CE	-5.84	90.86	100.20
1	hS	143	ARG	NE-CZ-NH1	5.84	123.22	120.30
1	jB	117	TRP	CB-CG-CD2	-5.84	119.01	126.60
1	k2	164	TYR	CD1-CG-CD2	5.84	124.32	117.90
1	k4	18	ARG	CG-CD-NE	-5.84	99.53	111.80
1	kn	231	LEU	CB-CG-CD1	-5.84	101.07	111.00
1	lm	163	ASP	CB-CG-OD1	-5.84	113.04	118.30
1	4n	82	ARG	NE-CZ-NH2	-5.84	117.38	120.30
1	4J	23	TRP	CB-CG-CD2	-5.84	119.01	126.60
1	4P	118	MET	CG-SD-CE	-5.84	90.86	100.20
1	5r	152	ASP	CB-CG-OD2	5.84	123.56	118.30
1	5R	167	ARG	NH1-CZ-NH2	-5.84	112.98	119.40
1	6e	68	MET	CA-CB-CG	5.84	123.23	113.30
1	7R	229	ARG	NH1-CZ-NH2	-5.84	112.98	119.40
1	7W	154	ARG	NE-CZ-NH1	5.84	123.22	120.30
1	8l	74	ASN	CA-CB-CG	-5.84	100.55	113.40
1	8n	91	ILE	O-C-N	-5.84	113.36	122.70
1	8o	133	TRP	CE2-CD2-CG	-5.84	102.63	107.30

Continued on next page...

Continued from previous page...

Mol	Chain	Res	Type	Atoms	Z	Observed(°)	Ideal(°)
1	8w	145	TYR	CB-CG-CD1	5.84	124.50	121.00
1	95	187	GLU	O-C-N	-5.84	113.36	122.70
1	98	133	TRP	CE2-CD2-CG	5.84	111.97	107.30
1	9a	211	LEU	CB-CA-C	5.84	121.30	110.20
1	a5	182	LYS	N-CA-CB	-5.84	100.09	110.60
1	a5	229	ARG	NE-CZ-NH1	5.84	123.22	120.30
1	bu	169	TYR	CZ-CE2-CD2	5.84	125.06	119.80
1	bS	162	ARG	NH1-CZ-NH2	-5.84	112.98	119.40
1	ch	154	ARG	NH1-CZ-NH2	-5.84	112.98	119.40
1	1e	197	ASP	CB-CG-OD1	5.84	123.56	118.30
1	cC	162	ARG	NE-CZ-NH1	5.84	123.22	120.30
1	1g	118	MET	CG-SD-CE	-5.84	90.86	100.20
1	cQ	161	PHE	CB-CG-CD2	-5.84	116.71	120.80
1	dd	26	VAL	CA-CB-CG2	-5.84	102.14	110.90
1	dz	180	GLU	O-C-N	-5.84	113.36	122.70
1	dE	164	TYR	CG-CD1-CE1	-5.84	116.63	121.30
1	eE	72	THR	CA-CB-CG2	5.84	120.58	112.40
1	f6	98	GLU	OE1-CD-OE2	-5.84	116.29	123.30
1	fi	143	ARG	CD-NE-CZ	-5.84	115.42	123.60
1	fG	162	ARG	NH1-CZ-NH2	-5.84	112.98	119.40
1	fL	130	TYR	CZ-CE2-CD2	5.84	125.06	119.80
1	g5	177	ALA	CB-CA-C	5.84	118.86	110.10
1	0	31	ALA	CB-CA-C	-5.84	101.34	110.10
1	h8	143	ARG	NE-CZ-NH1	5.84	123.22	120.30
1	hA	154	ARG	NE-CZ-NH1	5.84	123.22	120.30
1	i2	68	MET	CA-CB-CG	5.84	123.22	113.30
1	1Z	169	TYR	CB-CG-CD1	-5.84	117.50	121.00
1	kp	17	PRO	N-CA-CB	-5.84	96.18	102.60
1	2j	100	ARG	NE-CZ-NH2	-5.84	117.38	120.30
1	2Q	71	GLU	OE1-CD-OE2	-5.84	116.29	123.30
1	2Z	169	TYR	CG-CD2-CE2	-5.84	116.63	121.30
1	3e	167	ARG	NE-CZ-NH1	5.84	123.22	120.30
1	4k	132	ARG	NE-CZ-NH1	5.84	123.22	120.30
1	4O	132	ARG	CG-CD-NE	-5.84	99.54	111.80
1	7a	152	ASP	CB-CG-OD2	-5.84	113.05	118.30
1	7y	4	GLN	CB-CA-C	5.84	122.08	110.40
1	9v	103	ASP	CB-CG-OD1	5.84	123.55	118.30
1	ax	162	ARG	NE-CZ-NH2	-5.84	117.38	120.30
1	bp	26	VAL	CA-CB-CG1	-5.84	102.14	110.90
1	cd	141	ILE	CA-CB-CG2	5.84	122.58	110.90
1	cf	55	MET	CG-SD-CE	5.84	109.54	100.20
1	cl	221	VAL	CA-CB-CG2	-5.84	102.14	110.90

Continued on next page...

Continued from previous page...

Mol	Chain	Res	Type	Atoms	Z	Observed(°)	Ideal(°)
1	cK	167	ARG	CD-NE-CZ	5.84	131.77	123.60
1	cK	215	MET	N-CA-CB	5.84	121.11	110.60
1	d4	133	TRP	O-C-N	-5.84	113.36	122.70
1	f8	51	ASP	CB-CG-OD2	-5.84	113.05	118.30
1	gC	133	TRP	CH2-CZ2-CE2	5.84	123.24	117.40
1	gG	117	TRP	NE1-CE2-CD2	-5.84	101.46	107.30
1	h7	152	ASP	O-C-N	-5.84	113.36	122.70
1	hi	100	ARG	NE-CZ-NH2	-5.84	117.38	120.30
1	hk	133	TRP	CB-CG-CD2	-5.84	119.01	126.60
1	hv	47	ALA	CA-C-O	5.84	132.35	120.10
1	i3	38	PRO	N-CD-CG	5.84	111.95	103.20
1	kU	159	GLU	O-C-N	-5.84	110.01	121.10
1	lq	148	THR	CA-CB-CG2	-5.84	104.23	112.40
1	lJ	97	ARG	NH1-CZ-NH2	-5.84	112.98	119.40
1	2z	80	TRP	CD1-CG-CD2	-5.84	101.63	106.30
1	3O	130	TYR	CB-CG-CD1	5.84	124.50	121.00
1	4f	152	ASP	CB-CG-OD2	-5.84	113.05	118.30
1	4n	145	TYR	CD1-CE1-CZ	-5.84	114.55	119.80
1	4y	213	GLU	O-C-N	-5.84	113.36	122.70
1	5l	23	TRP	CD1-CG-CD2	5.84	110.97	106.30
1	67	199	LYS	O-C-N	-5.84	113.36	122.70
1	6v	117	TRP	CG-CD2-CE3	-5.84	128.65	133.90
1	75	80	TRP	CG-CD1-NE1	-5.84	104.26	110.10
1	7b	82	ARG	NH1-CZ-NH2	-5.84	112.98	119.40
1	7z	105	ALA	CB-CA-C	-5.84	101.34	110.10
1	7L	26	VAL	CA-CB-CG1	5.84	119.66	110.90
1	87	1	PRO	C-N-CA	5.84	136.29	121.70
1	8d	161	PHE	CB-CG-CD1	5.84	124.89	120.80
1	8k	133	TRP	CB-CG-CD2	-5.84	119.01	126.60
1	8K	40	PHE	CD1-CE1-CZ	-5.84	113.10	120.10
1	8U	107	THR	OG1-CB-CG2	-5.84	96.57	110.00
1	98	184	TRP	CE3-CZ3-CH2	-5.84	114.78	121.20
1	9p	115	ILE	CA-C-N	5.84	127.87	116.20
1	a7	51	ASP	CB-CG-OD1	-5.84	113.05	118.30
1	av	130	TYR	CB-CG-CD1	5.84	124.50	121.00
1	bf	148	THR	CA-CB-CG2	-5.84	104.23	112.40
1	bn	38	PRO	N-CA-CB	5.84	110.30	103.30
1	dv	51	ASP	N-CA-CB	5.84	121.11	110.60
1	dB	186	THR	CA-CB-CG2	5.84	120.57	112.40
1	eb	40	PHE	CB-CG-CD1	-5.84	116.72	120.80
1	em	162	ARG	NE-CZ-NH1	5.84	123.22	120.30
1	eT	105	ALA	N-CA-CB	-5.84	101.93	110.10

Continued on next page...

Continued from previous page...

Mol	Chain	Res	Type	Atoms	Z	Observed(°)	Ideal(°)
1	f0	229	ARG	NH1-CZ-NH2	-5.84	112.98	119.40
1	f3	40	PHE	CB-CG-CD2	-5.84	116.71	120.80
1	fS	194	ALA	CB-CA-C	5.84	118.86	110.10
1	k	169	TYR	CG-CD2-CE2	-5.84	116.63	121.30
1	u	56	LEU	O-C-N	-5.84	113.36	122.70
1	L	23	TRP	CD1-NE1-CE2	5.84	114.25	109.00
1	gg	97	ARG	NH1-CZ-NH2	5.83	125.82	119.40
1	h3	175	GLU	OE1-CD-OE2	-5.83	116.30	123.30
1	2H	40	PHE	CB-CG-CD2	-5.83	116.72	120.80
1	2L	27	VAL	CG1-CB-CG2	-5.83	101.56	110.90
1	3a	59	VAL	CA-CB-CG1	-5.83	102.15	110.90
1	3e	6	LEU	O-C-N	-5.83	113.36	122.70
1	5n	18	ARG	NH1-CZ-NH2	-5.83	112.98	119.40
1	66	167	ARG	NE-CZ-NH1	5.83	123.22	120.30
1	6O	78	ALA	O-C-N	-5.83	113.36	122.70
1	7F	77	ALA	N-CA-CB	-5.83	101.93	110.10
1	7V	144	MET	CG-SD-CE	-5.83	90.86	100.20
1	8O	191	VAL	CA-CB-CG1	5.83	119.65	110.90
1	aa	31	ALA	O-C-N	-5.83	113.36	122.70
1	16	107	THR	CA-CB-CG2	-5.83	104.23	112.40
1	bI	167	ARG	NE-CZ-NH1	5.83	123.22	120.30
1	en	18	ARG	NE-CZ-NH1	5.83	123.22	120.30
1	hn	32	PHE	N-CA-CB	5.83	121.10	110.60
1	hz	79	GLU	CG-CD-OE1	5.83	129.97	118.30
1	i0	86	VAL	CA-CB-CG2	-5.83	102.15	110.90
1	iV	184	TRP	CD1-NE1-CE2	5.83	114.25	109.00
1	jm	175	GLU	OE1-CD-OE2	-5.83	116.30	123.30
1	1W	214	MET	CG-SD-CE	-5.83	90.87	100.20
1	jT	145	TYR	CG-CD2-CE2	5.83	125.97	121.30
1	jV	108	THR	CA-CB-CG2	-5.83	104.23	112.40
1	kq	27	VAL	CA-CB-CG2	-5.83	102.15	110.90
1	kI	77	ALA	N-CA-CB	-5.83	101.93	110.10
1	lg	230	VAL	C-N-CA	5.83	136.29	121.70
1	2C	164	TYR	CG-CD2-CE2	-5.83	116.63	121.30
1	2J	213	GLU	O-C-N	-5.83	113.36	122.70
1	2Q	118	MET	CG-SD-CE	-5.83	90.87	100.20
1	3i	229	ARG	NE-CZ-NH1	5.83	123.22	120.30
1	3P	184	TRP	CB-CG-CD2	-5.83	119.02	126.60
1	5j	215	MET	CA-CB-CG	5.83	123.22	113.30
1	5S	82	ARG	CD-NE-CZ	5.83	131.77	123.60
1	6w	173	ARG	NE-CZ-NH1	-5.83	117.38	120.30
1	6T	64	ALA	N-CA-CB	5.83	118.27	110.10

Continued on next page...

Continued from previous page...

Mol	Chain	Res	Type	Atoms	Z	Observed(°)	Ideal(°)
1	7w	168	PHE	CB-CG-CD2	5.83	124.88	120.80
1	7K	68	MET	CA-CB-CG	5.83	123.22	113.30
1	7S	200	THR	N-CA-CB	5.83	121.38	110.30
1	93	79	GLU	OE1-CD-OE2	-5.83	116.30	123.30
1	9O	187	GLU	OE1-CD-OE2	-5.83	116.30	123.30
1	ad	187	GLU	O-C-N	-5.83	113.37	122.70
1	au	192	GLN	O-C-N	-5.83	113.37	122.70
1	b3	27	VAL	O-C-N	-5.83	113.37	122.70
1	bz	174	ALA	N-CA-CB	-5.83	101.93	110.10
1	c4	82	ARG	NE-CZ-NH1	5.83	123.22	120.30
1	cD	147	PRO	N-CA-CB	-5.83	96.18	102.60
1	d5	82	ARG	NE-CZ-NH1	5.83	123.22	120.30
1	dg	175	GLU	OE1-CD-OE2	-5.83	116.30	123.30
1	dk	145	TYR	CB-CG-CD1	5.83	124.50	121.00
1	dp	154	ARG	NH1-CZ-NH2	-5.83	112.98	119.40
1	dS	100	ARG	NE-CZ-NH2	-5.83	117.38	120.30
1	eo	119	THR	CA-CB-CG2	-5.83	104.23	112.40
1	es	44	SER	O-C-N	-5.83	113.36	122.70
1	fC	23	TRP	CD1-CG-CD2	5.83	110.97	106.30
1	fH	115	ILE	O-C-N	-5.83	113.28	123.20
1	F	190	LEU	N-CA-CB	5.83	122.07	110.40
1	P	71	GLU	OE1-CD-OE2	-5.83	116.30	123.30
1	9	148	THR	N-CA-CB	5.83	121.38	110.30
1	gh	177	ALA	N-CA-CB	-5.83	101.94	110.10
1	gY	119	THR	N-CA-CB	5.83	121.38	110.30
1	hp	75	GLU	OE1-CD-OE2	-5.83	116.30	123.30
1	1J	208	ALA	CB-CA-C	-5.83	101.35	110.10
1	hL	229	ARG	NE-CZ-NH1	5.83	123.22	120.30
1	iF	162	ARG	NE-CZ-NH2	5.83	123.22	120.30
1	ka	41	SER	N-CA-CB	5.83	119.25	110.50
1	l5	132	ARG	NE-CZ-NH2	-5.83	117.38	120.30
1	2w	130	TYR	CG-CD1-CE1	-5.83	116.64	121.30
1	2I	29	GLU	OE1-CD-OE2	-5.83	116.30	123.30
1	2M	128	GLU	O-C-N	-5.83	113.37	122.70
1	3B	197	ASP	CB-CG-OD1	5.83	123.55	118.30
1	3M	130	TYR	CB-CG-CD2	-5.83	117.50	121.00
1	3V	2	ILE	CA-CB-CG1	5.83	122.08	111.00
1	3V	96	MET	CG-SD-CE	-5.83	90.87	100.20
1	6i	90	PRO	N-CD-CG	5.83	111.95	103.20
1	7r	215	MET	CG-SD-CE	-5.83	90.87	100.20
1	8l	93	PRO	C-N-CA	5.83	134.55	122.30
1	8v	210	THR	CA-CB-CG2	-5.83	104.24	112.40

Continued on next page...

Continued from previous page...

Mol	Chain	Res	Type	Atoms	Z	Observed(°)	Ideal(°)
1	8I	168	PHE	CB-CG-CD1	-5.83	116.72	120.80
1	9X	32	PHE	CB-CG-CD1	-5.83	116.72	120.80
1	ab	143	ARG	NE-CZ-NH1	5.83	123.22	120.30
1	ai	143	ARG	NE-CZ-NH1	5.83	123.22	120.30
1	1a	23	TRP	CA-CB-CG	5.83	124.78	113.70
1	c1	31	ALA	CB-CA-C	5.83	118.85	110.10
1	c4	31	ALA	CB-CA-C	5.83	118.85	110.10
1	cF	191	VAL	CG1-CB-CG2	-5.83	101.57	110.90
1	cK	132	ARG	NH1-CZ-NH2	-5.83	112.99	119.40
1	cV	175	GLU	CA-CB-CG	5.83	126.23	113.40
1	do	217	ALA	CB-CA-C	-5.83	101.35	110.10
1	dp	31	ALA	CB-CA-C	5.83	118.85	110.10
1	dt	26	VAL	N-CA-CB	-5.83	98.67	111.50
1	W	208	ALA	CB-CA-C	5.83	118.85	110.10
1	gL	55	MET	CG-SD-CE	-5.83	90.87	100.20
1	1I	162	ARG	NH1-CZ-NH2	-5.83	112.99	119.40
1	i8	186	THR	CA-CB-CG2	-5.83	104.24	112.40
1	j1	66	MET	CG-SD-CE	-5.83	90.87	100.20
1	jL	130	TYR	CB-CG-CD2	-5.83	117.50	121.00
1	24	215	MET	CG-SD-CE	-5.83	90.87	100.20
1	lc	143	ARG	NE-CZ-NH2	-5.83	117.39	120.30
1	lN	108	THR	CA-CB-CG2	-5.83	104.24	112.40
1	2r	55	MET	CG-SD-CE	-5.83	90.87	100.20
1	3l	125	PRO	N-CD-CG	5.83	111.94	103.20
1	4G	117	TRP	CB-CG-CD2	-5.83	119.02	126.60
1	4O	143	ARG	NH1-CZ-NH2	-5.83	112.99	119.40
1	68	80	TRP	CD1-CG-CD2	-5.83	101.64	106.30
1	6n	66	MET	CG-SD-CE	-5.83	90.87	100.20
1	7i	164	TYR	CB-CG-CD2	-5.83	117.50	121.00
1	8C	55	MET	CG-SD-CE	-5.83	90.87	100.20
1	19	154	ARG	NE-CZ-NH1	5.83	123.22	120.30
1	1g	18	ARG	NH1-CZ-NH2	-5.83	112.99	119.40
1	cK	13	GLN	O-C-N	-5.83	113.37	122.70
1	e8	65	ALA	CB-CA-C	5.83	118.84	110.10
1	g2	81	ASP	CB-CG-OD2	-5.83	113.05	118.30
1	H	18	ARG	NE-CZ-NH2	-5.83	117.39	120.30
1	U	51	ASP	CB-CG-OD1	-5.83	113.05	118.30
1	gK	164	TYR	N-CA-CB	-5.83	100.11	110.60
1	gQ	161	PHE	CG-CD1-CE1	5.83	127.21	120.80
1	gX	28	GLU	CB-CA-C	5.83	122.06	110.40
1	hj	115	ILE	C-N-CA	5.83	134.54	122.30
1	ih	147	PRO	O-C-N	-5.83	113.37	122.70

Continued on next page...

Continued from previous page...

Mol	Chain	Res	Type	Atoms	Z	Observed(°)	Ideal(°)
1	il	185	MET	CG-SD-CE	-5.83	90.87	100.20
1	j1	162	ARG	CD-NE-CZ	5.83	131.76	123.60
1	jD	207	PRO	N-CD-CG	5.83	111.94	103.20
1	ka	200	THR	O-C-N	-5.83	113.37	122.70
1	lj	51	ASP	CB-CG-OD2	5.83	123.55	118.30
1	lC	72	THR	CA-CB-CG2	-5.83	104.24	112.40
1	lL	96	MET	N-CA-CB	5.83	121.09	110.60
1	3m	32	PHE	CB-CG-CD2	5.83	124.88	120.80
1	3s	86	VAL	CA-CB-CG1	-5.83	102.16	110.90
1	3O	80	TRP	CD1-NE1-CE2	5.83	114.25	109.00
1	3W	36	VAL	CA-CB-CG2	-5.83	102.16	110.90
1	55	145	TYR	CZ-CE2-CD2	5.83	125.05	119.80
1	5y	126	VAL	CA-CB-CG2	-5.83	102.16	110.90
1	6n	147	PRO	O-C-N	5.83	132.03	122.70
1	7l	191	VAL	CA-CB-CG1	-5.83	102.16	110.90
1	86	67	GLN	O-C-N	-5.83	113.37	122.70
1	8p	202	LEU	CB-CG-CD1	-5.83	101.09	111.00
1	au	152	ASP	C-N-CA	5.83	136.27	121.70
1	aN	32	PHE	CB-CG-CD2	-5.83	116.72	120.80
1	aX	30	LYS	CB-CA-C	-5.83	98.74	110.40
1	aZ	187	GLU	O-C-N	-5.83	113.38	122.70
1	bY	195	ASN	CB-CA-C	5.83	122.06	110.40
1	cn	216	THR	CA-CB-CG2	5.83	120.56	112.40
1	dW	36	VAL	CA-CB-CG1	-5.83	102.16	110.90
1	dY	68	MET	CG-SD-CE	-5.83	90.88	100.20
1	er	185	MET	CG-SD-CE	5.83	109.53	100.20
1	fc	118	MET	CB-CA-C	5.83	122.06	110.40
1	fw	76	GLU	OE1-CD-OE2	-5.83	116.31	123.30
1	fO	26	VAL	CA-CB-CG2	-5.83	102.16	110.90
1	hd	161	PHE	CB-CA-C	5.83	122.05	110.40
1	hj	173	ARG	NH1-CZ-NH2	-5.83	112.99	119.40
1	hH	214	MET	O-C-N	-5.83	113.38	122.70
1	i2	97	ARG	NH1-CZ-NH2	-5.83	112.99	119.40
1	ik	135	ILE	CA-CB-CG1	-5.83	99.93	111.00
1	iz	97	ARG	NE-CZ-NH2	-5.83	117.39	120.30
1	j3	18	ARG	CD-NE-CZ	-5.83	115.44	123.60
1	21	80	TRP	CB-CG-CD2	-5.83	119.03	126.60
1	2c	149	SER	N-CA-CB	5.83	119.24	110.50
1	2m	197	ASP	CB-CG-OD2	5.83	123.55	118.30
1	3o	117	TRP	CE2-CD2-CG	5.83	111.96	107.30
1	5r	145	TYR	CB-CG-CD2	5.83	124.50	121.00
1	8g	208	ALA	N-CA-CB	5.83	118.26	110.10

Continued on next page...

Continued from previous page...

Mol	Chain	Res	Type	Atoms	Z	Observed(°)	Ideal(°)
1	9P	204	ALA	CB-CA-C	-5.83	101.36	110.10
1	b1	152	ASP	CB-CG-OD1	5.83	123.55	118.30
1	ci	43	LEU	O-C-N	-5.83	113.38	122.70
1	cQ	97	ARG	NH1-CZ-NH2	5.83	125.81	119.40
1	z	143	ARG	N-CA-CB	-5.83	100.11	110.60
1	B	154	ARG	CB-CG-CD	5.83	126.75	111.60
1	gj	19	THR	CA-CB-CG2	-5.83	104.24	112.40
1	gx	124	ILE	CG1-CB-CG2	-5.83	98.58	111.40
1	h2	230	VAL	CA-CB-CG1	5.83	119.64	110.90
1	i0	5	ASN	CA-CB-CG	-5.83	100.58	113.40
1	iu	143	ARG	NH1-CZ-NH2	-5.83	112.99	119.40
1	ja	169	TYR	CG-CD1-CE1	5.83	125.96	121.30
1	kg	65	ALA	CB-CA-C	5.83	118.84	110.10
1	21	167	ARG	NE-CZ-NH2	5.83	123.21	120.30
1	kH	18	ARG	NE-CZ-NH1	-5.83	117.39	120.30
1	l7	211	LEU	CB-CG-CD2	-5.83	101.10	111.00
1	2n	80	TRP	CD1-CG-CD2	-5.83	101.64	106.30
1	3x	181	VAL	CG1-CB-CG2	-5.83	101.58	110.90
1	49	97	ARG	O-C-N	-5.83	113.38	122.70
1	4b	42	ALA	CB-CA-C	5.83	118.84	110.10
1	4f	26	VAL	CA-CB-CG1	5.83	119.64	110.90
1	4k	221	VAL	CA-CB-CG1	5.83	119.64	110.90
1	4H	79	GLU	OE1-CD-OE2	5.83	130.29	123.30
1	4P	58	THR	N-CA-CB	5.83	121.37	110.30
1	4V	139	ASN	CB-CA-C	5.83	122.05	110.40
1	5g	103	ASP	CB-CG-OD1	5.83	123.54	118.30
1	6Q	58	THR	CA-CB-CG2	-5.83	104.24	112.40
1	6R	145	TYR	CB-CG-CD1	5.83	124.50	121.00
1	7O	26	VAL	CA-CB-CG2	-5.83	102.16	110.90
1	8p	79	GLU	CG-CD-OE1	5.83	129.95	118.30
1	8z	149	SER	O-C-N	-5.83	113.38	122.70
1	9I	200	THR	CA-CB-CG2	-5.83	104.24	112.40
1	9S	75	GLU	OE1-CD-OE2	-5.83	116.31	123.30
1	aV	31	ALA	N-CA-CB	5.83	118.26	110.10
1	bx	66	MET	CG-SD-CE	-5.83	90.88	100.20
1	bx	179	GLN	O-C-N	5.83	132.02	122.70
1	bN	63	GLN	O-C-N	-5.83	113.38	122.70
1	cb	142	VAL	CA-CB-CG1	5.83	119.64	110.90
1	cp	142	VAL	CA-CB-CG1	5.83	119.64	110.90
1	cu	50	GLN	N-CA-CB	5.83	121.09	110.60
1	di	13	GLN	CG-CD-OE1	-5.83	109.95	121.60
1	dC	130	TYR	CB-CG-CD2	-5.83	117.50	121.00

Continued on next page...

Continued from previous page...

Mol	Chain	Res	Type	Atoms	Z	Observed(°)	Ideal(°)
1	dG	44	SER	N-CA-CB	5.83	119.24	110.50
1	eV	161	PHE	CB-CG-CD1	5.83	124.88	120.80
1	m	107	THR	O-C-N	-5.83	113.38	122.70
1	ga	86	VAL	CA-CB-CG1	5.82	119.64	110.90
1	gX	144	MET	CG-SD-CE	-5.82	90.88	100.20
1	h1	29	GLU	OE1-CD-OE2	-5.82	116.31	123.30
1	iw	229	ARG	NH1-CZ-NH2	-5.82	112.99	119.40
1	1R	31	ALA	CB-CA-C	5.82	118.83	110.10
1	iY	29	GLU	O-C-N	-5.82	113.38	122.70
1	je	118	MET	CA-CB-CG	5.82	123.20	113.30
1	jN	100	ARG	NE-CZ-NH1	-5.82	117.39	120.30
1	22	132	ARG	CD-NE-CZ	5.82	131.75	123.60
1	kD	18	ARG	NH1-CZ-NH2	-5.82	113.00	119.40
1	23	109	SER	CB-CA-C	-5.82	99.03	110.10
1	24	207	PRO	N-CA-CB	5.82	110.29	103.30
1	kR	148	THR	CA-CB-CG2	-5.82	104.25	112.40
1	la	130	TYR	CB-CG-CD2	-5.82	117.51	121.00
1	lg	97	ARG	NE-CZ-NH1	5.82	123.21	120.30
1	lE	229	ARG	NE-CZ-NH2	-5.82	117.39	120.30
1	38	152	ASP	CB-CG-OD2	5.82	123.54	118.30
1	3c	185	MET	CG-SD-CE	-5.82	90.88	100.20
1	3g	145	TYR	CB-CG-CD2	-5.82	117.51	121.00
1	3L	154	ARG	NE-CZ-NH1	5.82	123.21	120.30
1	48	128	GLU	CB-CA-C	-5.82	98.75	110.40
1	51	81	ASP	O-C-N	-5.82	113.38	122.70
1	59	97	ARG	CD-NE-CZ	5.82	131.75	123.60
1	6a	149	SER	N-CA-CB	5.82	119.23	110.50
1	7d	168	PHE	N-CA-CB	-5.82	100.12	110.60
1	7e	209	ALA	N-CA-C	5.82	126.72	111.00
1	7Z	54	THR	CA-CB-CG2	-5.82	104.25	112.40
1	86	200	THR	CA-CB-CG2	-5.82	104.25	112.40
1	9w	169	TYR	CB-CG-CD1	-5.82	117.51	121.00
1	9I	100	ARG	NE-CZ-NH1	-5.82	117.39	120.30
1	9Y	33	SER	CB-CA-C	-5.82	99.03	110.10
1	a0	166	ASP	O-C-N	-5.82	113.38	122.70
1	aS	166	ASP	CB-CG-OD2	5.82	123.54	118.30
1	bb	229	ARG	NE-CZ-NH1	5.82	123.21	120.30
1	bi	100	ARG	NE-CZ-NH2	-5.82	117.39	120.30
1	bk	130	TYR	CG-CD2-CE2	5.82	125.96	121.30
1	18	40	PHE	O-C-N	-5.82	113.38	122.70
1	bV	42	ALA	CB-CA-C	-5.82	101.37	110.10
1	cz	15	ILE	O-C-N	-5.82	113.38	122.70

Continued on next page...

Continued from previous page...

Mol	Chain	Res	Type	Atoms	Z	Observed(°)	Ideal(°)
1	cL	23	TRP	CD1-CG-CD2	5.82	110.96	106.30
1	cR	23	TRP	CE2-CD2-CG	-5.82	102.64	107.30
1	li	103	ASP	CB-CG-OD2	-5.82	113.06	118.30
1	e6	164	TYR	CB-CG-CD1	5.82	124.49	121.00
1	fv	162	ARG	NE-CZ-NH2	-5.82	117.39	120.30
1	fU	167	ARG	CD-NE-CZ	5.82	131.75	123.60
1	q	155	GLN	O-C-N	-5.82	113.30	123.20
1	9	10	MET	O-C-N	-5.82	113.38	122.70
1	gr	51	ASP	N-CA-CB	5.82	121.08	110.60
1	1N	80	TRP	CD1-CG-CD2	5.82	110.96	106.30
1	iI	76	GLU	OE1-CD-OE2	-5.82	116.31	123.30
1	j7	52	LEU	CB-CG-CD1	-5.82	101.10	111.00
1	k7	162	ARG	NE-CZ-NH1	5.82	123.21	120.30
1	kC	176	GLN	CG-CD-OE1	-5.82	109.96	121.60
1	kM	100	ARG	NH1-CZ-NH2	-5.82	113.00	119.40
1	lH	100	ARG	NE-CZ-NH2	5.82	123.21	120.30
1	3h	144	MET	CG-SD-CE	-5.82	90.89	100.20
1	3k	161	PHE	CB-CG-CD2	5.82	124.88	120.80
1	7T	169	TYR	CG-CD1-CE1	5.82	125.96	121.30
1	88	188	THR	OG1-CB-CG2	-5.82	96.61	110.00
1	8C	173	ARG	CD-NE-CZ	5.82	131.75	123.60
1	8T	166	ASP	CB-CG-OD1	5.82	123.54	118.30
1	9n	161	PHE	CB-CG-CD2	-5.82	116.72	120.80
1	ba	118	MET	CG-SD-CE	-5.82	90.89	100.20
1	br	32	PHE	CB-CG-CD2	5.82	124.88	120.80
1	c8	160	PRO	N-CD-CG	5.82	111.93	103.20
1	cr	188	THR	N-CA-CB	5.82	121.36	110.30
1	cJ	80	TRP	CB-CG-CD2	-5.82	119.03	126.60
1	d9	168	PHE	CB-CG-CD2	5.82	124.88	120.80
1	em	58	THR	CA-CB-CG2	5.82	120.55	112.40
1	fY	144	MET	N-CA-CB	5.82	121.08	110.60
1	g2	173	ARG	NE-CZ-NH1	-5.82	117.39	120.30
1	I	130	TYR	CG-CD2-CE2	-5.82	116.64	121.30
1	gC	218	CYS	O-C-N	-5.82	113.39	122.70
1	h5	173	ARG	NE-CZ-NH1	5.82	123.21	120.30
1	1I	184	TRP	CD1-CG-CD2	5.82	110.96	106.30
1	hT	68	MET	CG-SD-CE	-5.82	90.89	100.20
1	ii	154	ARG	CD-NE-CZ	5.82	131.75	123.60
1	1Q	145	TYR	N-CA-CB	5.82	121.08	110.60
1	iE	69	LEU	CB-CG-CD2	5.82	120.90	111.00
1	iT	143	ARG	NH1-CZ-NH2	-5.82	113.00	119.40
1	j0	139	ASN	O-C-N	-5.82	113.39	122.70

Continued on next page...

Continued from previous page...

Mol	Chain	Res	Type	Atoms	Z	Observed(°)	Ideal(°)
1	kJ	100	ARG	NH1-CZ-NH2	-5.82	113.00	119.40
1	24	185	MET	N-CA-CB	5.82	121.08	110.60
1	26	23	TRP	CB-CG-CD2	-5.82	119.03	126.60
1	2u	121	ASN	CB-CG-OD1	5.82	133.24	121.60
1	2O	154	ARG	NH1-CZ-NH2	-5.82	113.00	119.40
1	2V	132	ARG	NH1-CZ-NH2	-5.82	113.00	119.40
1	33	87	HIS	CA-CB-CG	-5.82	103.70	113.60
1	3o	14	ALA	CB-CA-C	-5.82	101.37	110.10
1	3L	45	GLU	OE1-CD-OE2	-5.82	116.31	123.30
1	4a	133	TRP	CG-CD2-CE3	5.82	139.14	133.90
1	5r	145	TYR	CD1-CE1-CZ	5.82	125.04	119.80
1	5t	132	ARG	O-C-N	-5.82	113.39	122.70
1	6L	132	ARG	NE-CZ-NH1	5.82	123.21	120.30
1	8d	145	TYR	CG-CD1-CE1	-5.82	116.64	121.30
1	8g	166	ASP	CB-CG-OD1	-5.82	113.06	118.30
1	8D	168	PHE	CB-CG-CD1	-5.82	116.72	120.80
1	8L	10	MET	O-C-N	-5.82	113.39	122.70
1	8T	75	GLU	OE1-CD-OE2	-5.82	116.31	123.30
1	8X	49	PRO	N-CD-CG	5.82	111.93	103.20
1	aF	191	VAL	CA-CB-CG2	-5.82	102.17	110.90
1	aZ	143	ARG	NE-CZ-NH1	-5.82	117.39	120.30
1	bf	92	GLU	OE1-CD-OE2	-5.82	116.31	123.30
1	19	145	TYR	CB-CG-CD1	-5.82	117.51	121.00
1	bP	62	HIS	N-CA-C	5.82	126.72	111.00
1	ct	184	TRP	CD1-NE1-CE2	5.82	114.24	109.00
1	cG	197	ASP	CB-CG-OD2	5.82	123.54	118.30
1	cN	230	VAL	CA-CB-CG1	-5.82	102.17	110.90
1	cR	160	PRO	N-CA-CB	-5.82	96.20	102.60
1	dG	97	ARG	NE-CZ-NH1	5.82	123.21	120.30
1	dH	23	TRP	CB-CG-CD1	5.82	134.57	127.00
1	lo	185	MET	CG-SD-CE	-5.82	90.89	100.20
1	eR	167	ARG	NE-CZ-NH2	5.82	123.21	120.30
1	fq	81	ASP	CB-CA-C	5.82	122.04	110.40
1	fE	176	GLN	CB-CA-C	5.82	122.04	110.40
1	b	92	GLU	CA-CB-CG	-5.82	100.59	113.40
1	c	126	VAL	CG1-CB-CG2	-5.82	101.59	110.90
1	w	81	ASP	CB-CG-OD1	5.82	123.54	118.30
1	gl	18	ARG	NE-CZ-NH2	-5.82	117.39	120.30
1	hg	202	LEU	CB-CG-CD2	5.82	120.89	111.00
1	hy	65	ALA	N-CA-CB	-5.82	101.95	110.10
1	hy	132	ARG	NH1-CZ-NH2	-5.82	113.00	119.40
1	iw	191	VAL	CA-CB-CG2	-5.82	102.17	110.90

Continued on next page...

Continued from previous page...

Mol	Chain	Res	Type	Atoms	Z	Observed(°)	Ideal(°)
1	ja	45	GLU	OE1-CD-OE2	5.82	130.28	123.30
1	jy	191	VAL	CA-CB-CG2	-5.82	102.17	110.90
1	jP	51	ASP	CB-CG-OD2	5.82	123.54	118.30
1	2m	172	LEU	O-C-N	-5.82	113.39	122.70
1	3L	8	GLY	C-N-CA	5.82	136.25	121.70
1	54	229	ARG	NH1-CZ-NH2	-5.82	113.00	119.40
1	5h	184	TRP	CB-CG-CD2	5.82	134.16	126.60
1	5G	154	ARG	NE-CZ-NH1	-5.82	117.39	120.30
1	8J	202	LEU	O-C-N	-5.82	113.39	122.70
1	a2	130	TYR	CG-CD1-CE1	-5.82	116.64	121.30
1	aD	164	TYR	CB-CG-CD1	-5.82	117.51	121.00
1	bh	103	ASP	CB-CG-OD2	5.82	123.54	118.30
1	c6	82	ARG	NH1-CZ-NH2	-5.82	113.00	119.40
1	cd	97	ARG	CA-CB-CG	5.82	126.20	113.40
1	cK	76	GLU	OE1-CD-OE2	-5.82	116.32	123.30
1	e6	59	VAL	CA-C-N	5.82	127.84	116.20
1	ed	181	VAL	O-C-N	-5.82	113.39	122.70
1	gf	84	HIS	CA-CB-CG	5.82	123.49	113.60
1	gi	186	THR	CA-CB-CG2	-5.82	104.26	112.40
1	gj	152	ASP	O-C-N	-5.82	113.39	122.70
1	gU	164	TYR	O-C-N	-5.82	113.39	122.70
1	hn	93	PRO	C-N-CA	5.82	134.52	122.30
1	hX	152	ASP	O-C-N	-5.82	113.39	122.70
1	iN	10	MET	CG-SD-CE	-5.82	90.89	100.20
1	jE	43	LEU	CB-CG-CD2	5.82	120.89	111.00
1	jX	117	TRP	CB-CG-CD2	5.82	134.16	126.60
1	l4	142	VAL	CA-CB-CG2	-5.82	102.17	110.90
1	28	104	ILE	CA-CB-CG1	5.82	122.05	111.00
1	lL	15	ILE	O-C-N	-5.82	113.39	122.70
1	2d	191	VAL	CA-CB-CG1	-5.82	102.17	110.90
1	2z	163	ASP	CB-CG-OD2	5.82	123.53	118.30
1	3f	229	ARG	NH1-CZ-NH2	5.82	125.80	119.40
1	4u	130	TYR	CB-CG-CD1	5.82	124.49	121.00
1	4z	169	TYR	CB-CG-CD2	-5.82	117.51	121.00
1	4U	40	PHE	CB-CG-CD2	5.82	124.87	120.80
1	5e	32	PHE	CB-CG-CD2	5.82	124.87	120.80
1	5H	49	PRO	N-CA-CB	5.82	110.28	103.30
1	5U	164	TYR	CG-CD2-CE2	-5.82	116.65	121.30
1	6a	169	TYR	CZ-CE2-CD2	-5.82	114.56	119.80
1	7C	32	PHE	CB-CG-CD1	-5.82	116.73	120.80
1	7N	67	GLN	O-C-N	-5.82	113.39	122.70
1	8u	100	ARG	NH1-CZ-NH2	-5.82	113.00	119.40

Continued on next page...

Continued from previous page...

Mol	Chain	Res	Type	Atoms	Z	Observed(°)	Ideal(°)
1	8u	152	ASP	CB-CG-OD1	-5.82	113.06	118.30
1	9G	180	GLU	OE1-CD-OE2	-5.82	116.32	123.30
1	9V	82	ARG	NH1-CZ-NH2	-5.82	113.00	119.40
1	aX	154	ARG	N-CA-CB	5.82	121.07	110.60
1	aY	82	ARG	NH1-CZ-NH2	-5.82	113.00	119.40
1	bw	83	LEU	CB-CA-C	-5.82	99.15	110.20
1	cL	143	ARG	NE-CZ-NH1	-5.82	117.39	120.30
1	d4	154	ARG	N-CA-CB	5.82	121.07	110.60
1	dr	154	ARG	NE-CZ-NH1	5.82	123.21	120.30
1	e0	169	TYR	CG-CD1-CE1	-5.82	116.65	121.30
1	eb	118	MET	CG-SD-CE	-5.82	90.89	100.20
1	eZ	148	THR	N-CA-CB	5.82	121.35	110.30
1	fc	143	ARG	NE-CZ-NH1	-5.82	117.39	120.30
1	fU	11	VAL	CG1-CB-CG2	-5.82	101.59	110.90
1	fZ	86	VAL	N-CA-CB	5.82	124.30	111.50
1	d	158	LYS	CB-CA-C	-5.82	98.77	110.40
1	R	174	ALA	N-CA-CB	5.82	118.24	110.10
1	gW	32	PHE	O-C-N	5.82	132.00	122.70
1	hf	66	MET	CG-SD-CE	-5.82	90.90	100.20
1	hq	119	THR	CA-CB-CG2	-5.82	104.26	112.40
1	iQ	32	PHE	CB-CA-C	5.82	122.03	110.40
1	iQ	191	VAL	CA-CB-CG2	-5.82	102.18	110.90
1	jb	110	THR	N-CA-CB	5.82	121.35	110.30
1	jj	212	GLU	CA-CB-CG	5.82	126.19	113.40
1	jM	19	THR	O-C-N	-5.82	113.39	122.70
1	ku	159	GLU	OE1-CD-OE2	-5.82	116.32	123.30
1	kZ	154	ARG	NE-CZ-NH1	5.82	123.21	120.30
1	lL	162	ARG	NE-CZ-NH2	-5.82	117.39	120.30
1	2S	108	THR	CA-CB-CG2	-5.82	104.26	112.40
1	2V	130	TYR	CG-CD1-CE1	-5.82	116.65	121.30
1	2V	202	LEU	CB-CG-CD2	5.82	120.89	111.00
1	3H	166	ASP	CB-CG-OD2	-5.82	113.07	118.30
1	4a	40	PHE	CB-CG-CD2	5.82	124.87	120.80
1	4T	138	LEU	CA-CB-CG	5.82	128.67	115.30
1	5L	154	ARG	NE-CZ-NH2	-5.82	117.39	120.30
1	6z	53	ASN	N-CA-CB	5.82	121.07	110.60
1	6X	229	ARG	NE-CZ-NH2	5.82	123.21	120.30
1	73	164	TYR	CB-CG-CD1	-5.82	117.51	121.00
1	7B	106	GLY	O-C-N	-5.82	113.40	122.70
1	7J	32	PHE	CB-CG-CD2	5.82	124.87	120.80
1	7K	197	ASP	CB-CG-OD2	-5.82	113.07	118.30
1	96	161	PHE	CB-CG-CD1	-5.82	116.73	120.80

Continued on next page...

Continued from previous page...

Mol	Chain	Res	Type	Atoms	Z	Observed(°)	Ideal(°)
1	9r	123	PRO	N-CA-CB	-5.82	96.20	102.60
1	9w	23	TRP	CG-CD2-CE3	5.82	139.13	133.90
1	ao	80	TRP	CE2-CD2-CG	-5.82	102.65	107.30
1	at	184	TRP	CB-CG-CD2	5.82	134.16	126.60
1	b1	11	VAL	CG1-CB-CG2	5.82	120.20	110.90
1	bn	145	TYR	CG-CD2-CE2	-5.82	116.65	121.30
1	bt	121	ASN	N-CA-CB	-5.82	100.13	110.60
1	bW	169	TYR	CD1-CE1-CZ	5.82	125.03	119.80
1	cB	80	TRP	CB-CG-CD1	-5.82	119.44	127.00
1	df	18	ARG	NE-CZ-NH2	5.82	123.21	120.30
1	dW	100	ARG	CD-NE-CZ	5.82	131.74	123.60
1	ed	153	ILE	CB-CA-C	-5.82	99.97	111.60
1	f9	130	TYR	CG-CD2-CE2	-5.82	116.65	121.30
1	fm	184	TRP	CE2-CD2-CG	5.82	111.95	107.30
1	fz	39	MET	CG-SD-CE	-5.82	90.89	100.20
1	g1	152	ASP	CB-CG-OD2	-5.82	113.06	118.30
1	7	155	GLN	O-C-N	-5.82	113.31	123.20
1	gD	11	VAL	CG1-CB-CG2	-5.81	101.60	110.90
1	h2	73	ILE	CA-CB-CG1	5.81	122.05	111.00
1	hX	86	VAL	CA-CB-CG2	-5.81	102.18	110.90
1	ix	77	ALA	N-CA-CB	-5.81	101.96	110.10
1	ju	169	TYR	CB-CG-CD1	-5.81	117.51	121.00
1	jG	205	LEU	O-C-N	-5.81	113.31	123.20
1	jU	188	THR	OG1-CB-CG2	-5.81	96.63	110.00
1	ku	168	PHE	CB-CG-CD1	-5.81	116.73	120.80
1	2C	108	THR	CA-CB-CG2	-5.81	104.26	112.40
1	4x	55	MET	CA-CB-CG	5.81	123.18	113.30
1	4M	197	ASP	CB-CG-OD1	-5.81	113.07	118.30
1	52	162	ARG	CD-NE-CZ	-5.81	115.46	123.60
1	5C	133	TRP	CD1-CG-CD2	-5.81	101.65	106.30
1	6u	143	ARG	NE-CZ-NH2	-5.81	117.39	120.30
1	7u	10	MET	CA-CB-CG	5.81	123.19	113.30
1	7v	80	TRP	CE3-CZ3-CH2	-5.81	114.80	121.20
1	7K	130	TYR	CB-CG-CD2	-5.81	117.51	121.00
1	aU	25	LYS	O-C-N	-5.81	113.40	122.70
1	b8	132	ARG	NE-CZ-NH1	5.81	123.21	120.30
1	bB	107	THR	OG1-CB-CG2	-5.81	96.63	110.00
1	bE	162	ARG	N-CA-CB	5.81	121.06	110.60
1	1v	52	LEU	CB-CG-CD1	-5.81	101.12	111.00
1	fQ	197	ASP	CB-CG-OD1	5.81	123.53	118.30
1	fV	80	TRP	CD1-CG-CD2	-5.81	101.65	106.30
1	fX	29	GLU	CG-CD-OE2	5.81	129.93	118.30

Continued on next page...

Continued from previous page...

Mol	Chain	Res	Type	Atoms	Z	Observed(°)	Ideal(°)
1	u	19	THR	O-C-N	-5.81	113.40	122.70
1	D	105	ALA	N-CA-CB	-5.81	101.96	110.10
1	gn	173	ARG	NE-CZ-NH2	5.81	123.21	120.30
1	gI	177	ALA	CB-CA-C	5.81	118.82	110.10
1	hM	138	LEU	CB-CG-CD2	5.81	120.88	111.00
1	ii	143	ARG	NE-CZ-NH2	5.81	123.21	120.30
1	iR	179	GLN	N-CA-CB	5.81	121.06	110.60
1	iY	143	ARG	NE-CZ-NH1	5.81	123.21	120.30
1	ka	183	ASN	CA-C-O	5.81	132.30	120.10
1	kb	75	GLU	O-C-N	-5.81	113.40	122.70
1	kk	100	ARG	NE-CZ-NH1	5.81	123.21	120.30
1	27	108	THR	CA-CB-CG2	-5.81	104.26	112.40
1	lO	9	GLN	O-C-N	-5.81	113.40	122.70
1	2g	145	TYR	CD1-CE1-CZ	-5.81	114.57	119.80
1	2L	108	THR	CA-CB-CG2	-5.81	104.26	112.40
1	3g	154	ARG	NE-CZ-NH1	5.81	123.21	120.30
1	4n	117	TRP	CB-CG-CD2	-5.81	119.04	126.60
1	5g	21	ASN	O-C-N	-5.81	113.40	122.70
1	5H	130	TYR	CB-CG-CD2	-5.81	117.51	121.00
1	6e	163	ASP	CB-CG-OD2	5.81	123.53	118.30
1	76	173	ARG	NE-CZ-NH1	5.81	123.21	120.30
1	78	217	ALA	O-C-N	-5.81	113.40	122.70
1	7D	148	THR	CA-CB-CG2	-5.81	104.26	112.40
1	8r	191	VAL	CG1-CB-CG2	-5.81	101.60	110.90
1	8x	78	ALA	CB-CA-C	5.81	118.82	110.10
1	8B	167	ARG	NE-CZ-NH1	5.81	123.21	120.30
1	bS	173	ARG	NE-CZ-NH1	-5.81	117.39	120.30
1	cR	164	TYR	CB-CG-CD2	5.81	124.49	121.00
1	d3	82	ARG	NH1-CZ-NH2	5.81	125.79	119.40
1	d8	51	ASP	CB-CG-OD2	-5.81	113.07	118.30
1	dj	164	TYR	CB-CG-CD2	5.81	124.49	121.00
1	dn	52	LEU	O-C-N	-5.81	113.40	122.70
1	dv	145	TYR	CB-CG-CD1	5.81	124.49	121.00
1	et	173	ARG	NH1-CZ-NH2	-5.81	113.00	119.40
1	f7	76	GLU	OE1-CD-OE2	-5.81	116.33	123.30
1	fH	229	ARG	NE-CZ-NH2	5.81	123.21	120.30
1	fW	169	TYR	CB-CG-CD1	-5.81	117.51	121.00
1	r	12	HIS	CA-CB-CG	5.81	123.48	113.60
1	W	161	PHE	CB-CG-CD1	-5.81	116.73	120.80
1	gt	145	TYR	CB-CG-CD2	-5.81	117.51	121.00
1	hJ	55	MET	O-C-N	-5.81	113.40	122.70
1	iI	181	VAL	CG1-CB-CG2	-5.81	101.60	110.90

Continued on next page...

Continued from previous page...

Mol	Chain	Res	Type	Atoms	Z	Observed(°)	Ideal(°)
1	ip	18	ARG	NE-CZ-NH1	5.81	123.20	120.30
1	iX	186	THR	CA-CB-CG2	-5.81	104.26	112.40
1	jN	180	GLU	OE1-CD-OE2	-5.81	116.33	123.30
1	jY	26	VAL	CG1-CB-CG2	5.81	120.20	110.90
1	lR	24	VAL	CA-CB-CG2	-5.81	102.18	110.90
1	2m	167	ARG	CB-CG-CD	5.81	126.71	111.60
1	3c	97	ARG	NH1-CZ-NH2	-5.81	113.01	119.40
1	3O	13	GLN	CG-CD-OE1	5.81	133.22	121.60
1	6f	15	ILE	CB-CA-C	5.81	123.22	111.60
1	7G	98	GLU	OE1-CD-OE2	-5.81	116.33	123.30
1	a3	164	TYR	CG-CD1-CE1	-5.81	116.65	121.30
1	a6	95	GLN	CB-CA-C	5.81	122.02	110.40
1	13	68	MET	O-C-N	-5.81	113.40	122.70
1	aS	73	ILE	O-C-N	-5.81	113.40	122.70
1	15	143	ARG	CD-NE-CZ	5.81	131.74	123.60
1	17	40	PHE	CB-CG-CD2	5.81	124.87	120.80
1	dQ	215	MET	CG-SD-CE	-5.81	90.90	100.20
1	eu	100	ARG	NE-CZ-NH1	5.81	123.21	120.30
1	eP	94	GLY	CA-C-O	5.81	131.06	120.60
1	gj	3	VAL	CA-CB-CG2	-5.81	102.19	110.90
1	gw	145	TYR	CG-CD2-CE2	-5.81	116.65	121.30
1	gz	168	PHE	CB-CA-C	5.81	122.02	110.40
1	gI	23	TRP	CB-CG-CD1	-5.81	119.45	127.00
1	iB	166	ASP	N-CA-CB	-5.81	100.14	110.60
1	23	4	GLN	N-CA-CB	5.81	121.06	110.60
1	kZ	52	LEU	O-C-N	-5.81	113.41	122.70
1	2o	98	GLU	OE1-CD-OE2	-5.81	116.33	123.30
1	2u	32	PHE	CB-CG-CD1	-5.81	116.73	120.80
1	39	32	PHE	CZ-CE2-CD2	-5.81	113.13	120.10
1	4C	215	MET	CG-SD-CE	-5.81	90.90	100.20
1	5g	145	TYR	O-C-N	-5.81	113.40	122.70
1	5u	167	ARG	NE-CZ-NH2	5.81	123.20	120.30
1	5G	154	ARG	CD-NE-CZ	5.81	131.73	123.60
1	5S	69	LEU	CB-CA-C	5.81	121.24	110.20
1	79	45	GLU	N-CA-C	5.81	126.69	111.00
1	7d	64	ALA	N-CA-CB	-5.81	101.97	110.10
1	7d	100	ARG	NE-CZ-NH1	5.81	123.20	120.30
1	7I	64	ALA	N-CA-CB	-5.81	101.97	110.10
1	8i	161	PHE	CZ-CE2-CD2	-5.81	113.13	120.10
1	92	20	LEU	CB-CG-CD1	5.81	120.88	111.00
1	9o	143	ARG	NE-CZ-NH2	5.81	123.20	120.30
1	9E	51	ASP	CB-CG-OD2	-5.81	113.07	118.30

Continued on next page...

Continued from previous page...

Mol	Chain	Res	Type	Atoms	Z	Observed(°)	Ideal(°)
1	9H	173	ARG	NH1-CZ-NH2	-5.81	113.01	119.40
1	9W	37	ILE	CB-CA-C	5.81	123.22	111.60
1	a2	161	PHE	CB-CG-CD1	-5.81	116.73	120.80
1	a6	114	GLN	C-N-CA	5.81	136.22	121.70
1	bp	162	ARG	NE-CZ-NH2	-5.81	117.39	120.30
1	bB	22	ALA	N-CA-CB	-5.81	101.97	110.10
1	c0	51	ASP	CB-CG-OD1	5.81	123.53	118.30
1	cf	81	ASP	O-C-N	-5.81	113.40	122.70
1	ct	102	SER	N-CA-CB	5.81	119.21	110.50
1	cE	209	ALA	N-CA-C	5.81	126.68	111.00
1	cJ	58	THR	CA-CB-CG2	5.81	120.53	112.40
1	cP	68	MET	CG-SD-CE	-5.81	90.91	100.20
1	cY	162	ARG	NE-CZ-NH1	5.81	123.20	120.30
1	dJ	126	VAL	CA-CB-CG1	-5.81	102.19	110.90
1	eF	53	ASN	O-C-N	-5.81	113.41	122.70
1	f6	171	THR	N-CA-CB	5.81	121.34	110.30
1	b	33	SER	CA-C-N	5.81	133.37	117.10
1	2	26	VAL	CA-CB-CG1	5.81	119.61	110.90
1	2	210	THR	N-CA-CB	5.81	121.34	110.30
1	V	23	TRP	CD1-NE1-CE2	5.81	114.23	109.00
1	g8	80	TRP	CE2-CD2-CG	-5.81	102.65	107.30
1	gr	143	ARG	N-CA-CB	-5.81	100.15	110.60
1	gw	174	ALA	N-CA-CB	-5.81	101.97	110.10
1	gF	23	TRP	CG-CD2-CE3	5.81	139.13	133.90
1	gM	201	ILE	CB-CA-C	-5.81	99.98	111.60
1	gP	100	ARG	NH1-CZ-NH2	-5.81	113.01	119.40
1	h6	154	ARG	NE-CZ-NH1	-5.81	117.40	120.30
1	hc	12	HIS	O-C-N	-5.81	113.41	122.70
1	jo	197	ASP	CB-CG-OD1	5.81	123.53	118.30
1	kx	82	ARG	CG-CD-NE	-5.81	99.61	111.80
1	25	144	MET	CG-SD-CE	-5.81	90.91	100.20
1	lw	144	MET	CG-SD-CE	-5.81	90.91	100.20
1	lB	77	ALA	CB-CA-C	5.81	118.81	110.10
1	lR	117	TRP	CD1-CG-CD2	-5.81	101.65	106.30
1	3t	152	ASP	CB-CG-OD2	-5.81	113.07	118.30
1	4g	168	PHE	CG-CD2-CE2	-5.81	114.41	120.80
1	4B	23	TRP	CB-CG-CD1	-5.81	119.45	127.00
1	67	168	PHE	CB-CA-C	5.81	122.02	110.40
1	6a	169	TYR	CB-CG-CD2	-5.81	117.52	121.00
1	6M	26	VAL	O-C-N	-5.81	113.41	122.70
1	7f	55	MET	O-C-N	-5.81	113.41	122.70
1	8i	51	ASP	CB-CG-OD1	-5.81	113.07	118.30

Continued on next page...

Continued from previous page...

Mol	Chain	Res	Type	Atoms	Z	Observed(°)	Ideal(°)
1	8F	40	PHE	CB-CG-CD2	-5.81	116.73	120.80
1	8F	161	PHE	CB-CG-CD1	-5.81	116.73	120.80
1	a1	135	ILE	O-C-N	-5.81	113.41	122.70
1	br	18	ARG	CG-CD-NE	-5.81	99.61	111.80
1	cm	169	TYR	CZ-CE2-CD2	-5.81	114.57	119.80
1	lg	48	THR	N-CA-CB	5.81	121.33	110.30
1	cS	32	PHE	CB-CG-CD1	5.81	124.87	120.80
1	dz	42	ALA	N-CA-CB	-5.81	101.97	110.10
1	ea	163	ASP	CB-CG-OD2	-5.81	113.07	118.30
1	er	53	ASN	CA-CB-CG	-5.81	100.62	113.40
1	fz	113	GLU	OE1-CD-OE2	-5.81	116.33	123.30
1	b	164	TYR	CG-CD1-CE1	-5.81	116.66	121.30
1	O	180	GLU	N-CA-CB	5.81	121.05	110.60
1	go	42	ALA	CB-CA-C	-5.81	101.39	110.10
1	id	100	ARG	NH1-CZ-NH2	5.81	125.79	119.40
1	1Q	47	ALA	CB-CA-C	5.81	118.81	110.10
1	iB	88	ALA	CB-CA-C	-5.81	101.39	110.10
1	1R	169	TYR	CB-CG-CD1	-5.81	117.52	121.00
1	jB	215	MET	CA-CB-CG	5.81	123.17	113.30
1	lC	102	SER	O-C-N	-5.81	113.41	122.70
1	3n	128	GLU	OE1-CD-OE2	-5.81	116.33	123.30
1	4f	19	THR	CA-CB-CG2	5.81	120.53	112.40
1	4z	195	ASN	CB-CA-C	-5.81	98.79	110.40
1	5S	163	ASP	CB-CG-OD2	-5.81	113.08	118.30
1	5Z	154	ARG	NH1-CZ-NH2	-5.81	113.01	119.40
1	8R	144	MET	CG-SD-CE	-5.81	90.91	100.20
1	a0	168	PHE	CB-CG-CD1	5.81	124.86	120.80
1	bv	173	ARG	NE-CZ-NH2	5.81	123.20	120.30
1	bQ	39	MET	N-CA-CB	5.81	121.05	110.60
1	c9	154	ARG	NH1-CZ-NH2	-5.81	113.01	119.40
1	dm	43	LEU	CB-CG-CD1	5.81	120.87	111.00
1	gg	219	GLN	C-N-CA	5.80	134.49	122.30
1	gs	184	TRP	CE2-CD2-CG	5.80	111.94	107.30
1	hJ	168	PHE	CB-CG-CD2	-5.80	116.74	120.80
1	hP	181	VAL	CA-CB-CG1	5.80	119.61	110.90
1	iB	117	TRP	CD1-CG-CD2	-5.80	101.66	106.30
1	iM	208	ALA	N-CA-CB	5.80	118.23	110.10
1	1Y	181	VAL	CG1-CB-CG2	-5.80	101.61	110.90
1	jU	27	VAL	CA-CB-CG2	-5.80	102.19	110.90
1	jZ	218	CYS	CA-CB-SG	-5.80	103.55	114.00
1	kF	82	ARG	NH1-CZ-NH2	-5.80	113.02	119.40
1	l4	161	PHE	CG-CD1-CE1	-5.80	114.42	120.80

Continued on next page...

Continued from previous page...

Mol	Chain	Res	Type	Atoms	Z	Observed(°)	Ideal(°)
1	ll	88	ALA	CB-CA-C	-5.80	101.39	110.10
1	2D	144	MET	CA-CB-CG	5.80	123.17	113.30
1	2E	10	MET	N-CA-CB	-5.80	100.15	110.60
1	4n	130	TYR	CZ-CE2-CD2	5.80	125.02	119.80
1	4p	161	PHE	CB-CG-CD1	5.80	124.86	120.80
1	4u	22	ALA	CB-CA-C	5.80	118.81	110.10
1	4E	26	VAL	CA-CB-CG2	5.80	119.61	110.90
1	51	50	GLN	N-CA-CB	5.80	121.05	110.60
1	6l	80	TRP	CD1-NE1-CE2	5.80	114.22	109.00
1	6o	161	PHE	CB-CG-CD1	5.80	124.86	120.80
1	6w	169	TYR	CB-CG-CD1	-5.80	117.52	121.00
1	6A	169	TYR	CB-CG-CD2	-5.80	117.52	121.00
1	72	152	ASP	CB-CG-OD1	5.80	123.53	118.30
1	7C	145	TYR	CZ-CE2-CD2	5.80	125.02	119.80
1	8N	98	GLU	N-CA-CB	5.80	121.05	110.60
1	8P	133	TRP	CB-CG-CD1	5.80	134.55	127.00
1	9c	80	TRP	NE1-CE2-CZ2	5.80	136.78	130.40
1	ap	58	THR	O-C-N	-5.80	113.41	122.70
1	br	140	LYS	N-CA-CB	-5.80	100.15	110.60
1	bw	168	PHE	CB-CG-CD1	-5.80	116.74	120.80
1	1e	179	GLN	O-C-N	-5.80	113.41	122.70
1	d7	228	ALA	O-C-N	-5.80	113.41	122.70
1	de	224	PRO	C-N-CA	5.80	134.49	122.30
1	dz	216	THR	CA-CB-OG1	5.80	121.19	109.00
1	dZ	20	LEU	N-CA-CB	-5.80	98.79	110.40
1	dZ	171	THR	N-CA-CB	5.80	121.33	110.30
1	lo	181	VAL	CA-CB-CG2	-5.80	102.19	110.90
1	e4	173	ARG	NE-CZ-NH2	-5.80	117.40	120.30
1	ex	148	THR	CA-CB-OG1	5.80	121.19	109.00
1	ey	221	VAL	CG1-CB-CG2	5.80	120.19	110.90
1	eR	173	ARG	NE-CZ-NH1	5.80	123.20	120.30
1	eV	160	PRO	N-CA-CB	-5.80	96.22	102.60
1	f9	229	ARG	NE-CZ-NH1	5.80	123.20	120.30
1	o	23	TRP	CH2-CZ2-CE2	5.80	123.20	117.40
1	P	35	GLU	N-CA-C	5.80	126.67	111.00
1	hw	218	CYS	N-CA-CB	5.80	121.05	110.60
1	iG	189	LEU	CB-CG-CD2	5.80	120.86	111.00
1	jr	215	MET	CG-SD-CE	5.80	109.48	100.20
1	3f	98	GLU	O-C-N	-5.80	110.08	121.10
1	3g	167	ARG	NE-CZ-NH2	-5.80	117.40	120.30
1	4k	130	TYR	CB-CG-CD2	-5.80	117.52	121.00
1	6b	133	TRP	CD1-CG-CD2	-5.80	101.66	106.30

Continued on next page...

Continued from previous page...

Mol	Chain	Res	Type	Atoms	Z	Observed(°)	Ideal(°)
1	6l	19	THR	OG1-CB-CG2	-5.80	96.65	110.00
1	6U	197	ASP	CB-CG-OD2	5.80	123.52	118.30
1	81	122	PRO	N-CA-CB	5.80	110.26	103.30
1	8i	87	HIS	O-C-N	-5.80	113.42	122.70
1	8N	124	ILE	CA-C-N	5.80	133.35	117.10
1	91	204	ALA	N-CA-C	5.80	126.67	111.00
1	1a	185	MET	O-C-N	-5.80	113.42	122.70
1	eF	82	ARG	NE-CZ-NH1	5.80	123.20	120.30
1	fi	184	TRP	CG-CD1-NE1	-5.80	104.30	110.10
1	g8	80	TRP	CB-CG-CD2	-5.80	119.06	126.60
1	gg	77	ALA	N-CA-CB	-5.80	101.98	110.10
1	gA	14	ALA	O-C-N	-5.80	113.42	122.70
1	gG	80	TRP	CB-CG-CD1	-5.80	119.46	127.00
1	h0	25	LYS	CA-CB-CG	5.80	126.16	113.40
1	hK	100	ARG	NE-CZ-NH1	5.80	123.20	120.30
1	hL	163	ASP	CB-CG-OD2	5.80	123.52	118.30
1	kb	58	THR	CA-CB-OG1	5.80	121.18	109.00
1	l8	132	ARG	NH1-CZ-NH2	-5.80	113.02	119.40
1	lv	64	ALA	O-C-N	-5.80	113.42	122.70
1	2S	145	TYR	CB-CG-CD2	5.80	124.48	121.00
1	33	32	PHE	CB-CG-CD1	5.80	124.86	120.80
1	37	4	GLN	O-C-N	-5.80	113.42	122.70
1	38	73	ILE	O-C-N	-5.80	113.42	122.70
1	3C	163	ASP	CB-CG-OD1	5.80	123.52	118.30
1	42	58	THR	CA-CB-CG2	-5.80	104.28	112.40
1	45	119	THR	CA-CB-CG2	-5.80	104.28	112.40
1	4I	166	ASP	CB-CG-OD2	-5.80	113.08	118.30
1	5p	191	VAL	CG1-CB-CG2	5.80	120.18	110.90
1	5u	76	GLU	OE1-CD-OE2	-5.80	116.34	123.30
1	5w	191	VAL	CA-CB-CG2	5.80	119.60	110.90
1	61	166	ASP	CB-CG-OD1	-5.80	113.08	118.30
1	8U	51	ASP	CB-CG-OD1	5.80	123.52	118.30
1	90	108	THR	CA-CB-CG2	-5.80	104.28	112.40
1	9l	58	THR	CA-CB-OG1	5.80	121.18	109.00
1	ac	130	TYR	CB-CG-CD2	-5.80	117.52	121.00
1	15	132	ARG	CD-NE-CZ	5.80	131.72	123.60
1	17	80	TRP	CD1-NE1-CE2	-5.80	103.78	109.00
1	bA	107	THR	CA-CB-CG2	-5.80	104.28	112.40
1	c9	126	VAL	CG1-CB-CG2	-5.80	101.62	110.90
1	cx	176	GLN	CG-CD-OE1	-5.80	110.00	121.60
1	d1	181	VAL	CB-CA-C	-5.80	100.38	111.40
1	da	119	THR	N-CA-CB	5.80	121.32	110.30

Continued on next page...

Continued from previous page...

Mol	Chain	Res	Type	Atoms	Z	Observed(°)	Ideal(°)
1	dj	18	ARG	NE-CZ-NH1	5.80	123.20	120.30
1	dx	81	ASP	CB-CG-OD2	-5.80	113.08	118.30
1	dB	164	TYR	CB-CG-CD1	5.80	124.48	121.00
1	1m	96	MET	CB-CA-C	5.80	122.00	110.40
1	dI	169	TYR	CZ-CE2-CD2	-5.80	114.58	119.80
1	el	197	ASP	CB-CG-OD2	-5.80	113.08	118.30
1	1x	149	SER	N-CA-CB	5.80	119.20	110.50
1	fT	81	ASP	CB-CG-OD2	-5.80	113.08	118.30
1	O	85	PRO	N-CA-CB	-5.80	96.22	102.60
1	5	197	ASP	CB-CG-OD2	5.80	123.52	118.30
1	i2	23	TRP	CA-CB-CG	5.80	124.72	113.70
1	iH	208	ALA	CB-CA-C	5.80	118.80	110.10
1	jn	45	GLU	OE1-CD-OE2	-5.80	116.34	123.30
1	l8	14	ALA	CB-CA-C	-5.80	101.40	110.10
1	lu	28	GLU	OE1-CD-OE2	-5.80	116.34	123.30
1	lL	145	TYR	CB-CG-CD1	5.80	124.48	121.00
1	lP	143	ARG	NE-CZ-NH2	-5.80	117.40	120.30
1	2g	213	GLU	OE1-CD-OE2	-5.80	116.34	123.30
1	2z	177	ALA	O-C-N	-5.80	113.42	122.70
1	2O	5	ASN	O-C-N	-5.80	113.42	122.70
1	2T	108	THR	CA-CB-CG2	-5.80	104.28	112.40
1	6i	131	LYS	O-C-N	-5.80	113.42	122.70
1	6V	184	TRP	CB-CG-CD2	-5.80	119.06	126.60
1	7l	10	MET	N-CA-CB	5.80	121.04	110.60
1	8v	71	GLU	OE1-CD-OE2	-5.80	116.34	123.30
1	96	52	LEU	CB-CA-C	5.80	121.22	110.20
1	9C	189	LEU	CB-CA-C	5.80	121.22	110.20
1	ao	215	MET	CG-SD-CE	-5.80	90.92	100.20
1	aC	100	ARG	NE-CZ-NH1	5.80	123.20	120.30
1	aV	143	ARG	NE-CZ-NH1	-5.80	117.40	120.30
1	b4	205	LEU	N-CA-CB	5.80	122.00	110.40
1	bh	113	GLU	OE1-CD-OE2	-5.80	116.34	123.30
1	cN	81	ASP	CB-CG-OD2	5.80	123.52	118.30
1	d8	168	PHE	CG-CD2-CE2	-5.80	114.42	120.80
1	dV	96	MET	CG-SD-CE	-5.80	90.92	100.20
1	eg	219	GLN	O-C-N	-5.80	113.34	123.20
1	fz	23	TRP	CB-CG-CD1	-5.80	119.46	127.00
1	fS	173	ARG	NE-CZ-NH2	5.80	123.20	120.30
1	S	145	TYR	CG-CD2-CE2	-5.80	116.66	121.30
1	hS	75	GLU	OE1-CD-OE2	-5.80	116.34	123.30
1	lP	168	PHE	CB-CG-CD1	5.80	124.86	120.80
1	iU	130	TYR	CB-CG-CD2	-5.80	117.52	121.00

Continued on next page...

Continued from previous page...

Mol	Chain	Res	Type	Atoms	Z	Observed(°)	Ideal(°)
1	j7	18	ARG	NH1-CZ-NH2	-5.80	113.02	119.40
1	jD	39	MET	CG-SD-CE	-5.80	90.92	100.20
1	kT	130	TYR	CD1-CE1-CZ	5.80	125.02	119.80
1	3b	36	VAL	O-C-N	-5.80	113.42	122.70
1	3z	97	ARG	NE-CZ-NH1	-5.80	117.40	120.30
1	3H	216	THR	CA-CB-CG2	5.80	120.52	112.40
1	4W	14	ALA	CB-CA-C	-5.80	101.40	110.10
1	67	211	LEU	CB-CG-CD1	5.80	120.86	111.00
1	8g	169	TYR	CB-CG-CD2	-5.80	117.52	121.00
1	aZ	36	VAL	CA-CB-CG2	5.80	119.60	110.90
1	bI	110	THR	N-CA-CB	5.80	121.32	110.30
1	bQ	48	THR	N-CA-CB	5.80	121.32	110.30
1	cC	185	MET	CA-CB-CG	5.80	123.16	113.30
1	dK	167	ARG	NE-CZ-NH1	5.80	123.20	120.30
1	gF	229	ARG	NE-CZ-NH2	-5.80	117.40	120.30
1	h0	229	ARG	NE-CZ-NH2	-5.80	117.40	120.30
1	h5	90	PRO	N-CA-CB	-5.80	96.22	102.60
1	hb	209	ALA	O-C-N	-5.80	113.42	122.70
1	hq	169	TYR	CZ-CE2-CD2	-5.80	114.58	119.80
1	hD	51	ASP	O-C-N	-5.80	113.42	122.70
1	hN	7	GLN	C-N-CA	5.80	134.47	122.30
1	ij	47	ALA	N-CA-CB	-5.80	101.98	110.10
1	iq	97	ARG	CG-CD-NE	-5.80	99.62	111.80
1	iu	161	PHE	CG-CD1-CE1	5.80	127.18	120.80
1	iv	166	ASP	CB-CG-OD2	5.80	123.52	118.30
1	1R	97	ARG	NH1-CZ-NH2	-5.80	113.03	119.40
1	jf	129	ILE	O-C-N	-5.80	113.42	122.70
1	jB	133	TRP	CB-CG-CD1	5.80	134.54	127.00
1	l0	178	SER	O-C-N	-5.80	113.43	122.70
1	2q	165	VAL	O-C-N	-5.80	113.43	122.70
1	2r	118	MET	CG-SD-CE	-5.80	90.92	100.20
1	2B	142	VAL	CA-CB-CG2	-5.80	102.20	110.90
1	2B	185	MET	CG-SD-CE	-5.80	90.93	100.20
1	3i	132	ARG	NH1-CZ-NH2	-5.80	113.02	119.40
1	3U	229	ARG	NH1-CZ-NH2	-5.80	113.02	119.40
1	4z	199	LYS	CA-CB-CG	5.80	126.15	113.40
1	56	197	ASP	CB-CG-OD2	5.80	123.52	118.30
1	5M	164	TYR	CB-CG-CD2	5.80	124.48	121.00
1	7x	167	ARG	NE-CZ-NH2	-5.80	117.40	120.30
1	8l	169	TYR	CG-CD2-CE2	-5.80	116.66	121.30
1	8l	173	ARG	NE-CZ-NH2	5.80	123.20	120.30
1	95	133	TRP	CZ3-CH2-CZ2	-5.80	114.64	121.60

Continued on next page...

Continued from previous page...

Mol	Chain	Res	Type	Atoms	Z	Observed(°)	Ideal(°)
1	9C	132	ARG	NE-CZ-NH1	5.80	123.20	120.30
1	9J	217	ALA	N-CA-C	5.80	126.65	111.00
1	a5	143	ARG	NE-CZ-NH2	-5.80	117.40	120.30
1	aF	221	VAL	CA-CB-CG1	5.80	119.60	110.90
1	b5	169	TYR	CB-CG-CD1	-5.80	117.52	121.00
1	bb	35	GLU	O-C-N	-5.80	113.43	122.70
1	bo	169	TYR	CG-CD2-CE2	-5.80	116.66	121.30
1	bC	154	ARG	NE-CZ-NH2	-5.80	117.40	120.30
1	bF	51	ASP	CB-CG-OD2	5.80	123.52	118.30
1	cV	55	MET	CG-SD-CE	-5.80	90.93	100.20
1	cX	107	THR	CA-CB-CG2	-5.80	104.28	112.40
1	d2	167	ARG	NE-CZ-NH2	5.80	123.20	120.30
1	db	149	SER	O-C-N	-5.80	113.43	122.70
1	dx	3	VAL	CA-CB-CG2	-5.80	102.20	110.90
1	dY	163	ASP	CB-CG-OD1	5.80	123.52	118.30
1	e0	56	LEU	CB-CG-CD2	-5.80	101.15	111.00
1	fm	3	VAL	CB-CA-C	-5.80	100.39	111.40
1	fn	152	ASP	N-CA-CB	-5.80	100.17	110.60
1	j	196	PRO	N-CA-CB	-5.80	96.22	102.60
1	M	231	LEU	CB-CG-CD2	5.80	120.85	111.00
1	II	32	PHE	CB-CG-CD1	5.79	124.86	120.80
1	3M	92	GLU	N-CA-C	-5.79	95.35	111.00
1	43	166	ASP	CB-CG-OD1	5.79	123.52	118.30
1	4g	222	GLY	C-N-CA	5.79	134.47	122.30
1	4m	154	ARG	NE-CZ-NH1	5.79	123.20	120.30
1	8E	103	ASP	CB-CG-OD1	-5.79	113.08	118.30
1	ab	18	ARG	NE-CZ-NH1	5.79	123.20	120.30
1	d3	18	ARG	NE-CZ-NH2	5.79	123.20	120.30
1	dW	229	ARG	NE-CZ-NH2	-5.79	117.40	120.30
1	eQ	174	ALA	N-CA-CB	-5.79	101.99	110.10
1	eY	147	PRO	N-CD-CG	5.79	111.89	103.20
1	fz	164	TYR	CB-CG-CD2	-5.79	117.52	121.00
1	s	2	ILE	CA-CB-CG1	5.79	122.01	111.00
1	h8	145	TYR	CB-CG-CD2	-5.79	117.52	121.00
1	hb	80	TRP	CE2-CD2-CG	-5.79	102.67	107.30
1	hv	65	ALA	CB-CA-C	5.79	118.79	110.10
1	j6	132	ARG	NE-CZ-NH2	-5.79	117.40	120.30
1	ju	226	HIS	CA-CB-CG	5.79	123.45	113.60
1	jF	169	TYR	CB-CG-CD1	-5.79	117.52	121.00
1	jY	76	GLU	O-C-N	-5.79	113.43	122.70
1	k3	117	TRP	CD1-NE1-CE2	5.79	114.21	109.00
1	kc	168	PHE	CB-CG-CD2	-5.79	116.75	120.80

Continued on next page...

Continued from previous page...

Mol	Chain	Res	Type	Atoms	Z	Observed(°)	Ideal(°)
1	ke	59	VAL	CA-CB-CG1	-5.79	102.21	110.90
1	kp	162	ARG	NE-CZ-NH1	5.79	123.20	120.30
1	kr	19	THR	CA-CB-CG2	5.79	120.51	112.40
1	kL	130	TYR	CZ-CE2-CD2	-5.79	114.59	119.80
1	kR	80	TRP	CB-CG-CD2	5.79	134.13	126.60
1	ln	143	ARG	NH1-CZ-NH2	-5.79	113.03	119.40
1	lF	145	TYR	CD1-CG-CD2	-5.79	111.53	117.90
1	lK	103	ASP	CB-CG-OD1	5.79	123.51	118.30
1	lP	167	ARG	CD-NE-CZ	5.79	131.71	123.60
1	2i	167	ARG	NE-CZ-NH2	-5.79	117.40	120.30
1	2y	229	ARG	NE-CZ-NH2	5.79	123.20	120.30
1	30	186	THR	CA-CB-CG2	-5.79	104.29	112.40
1	34	30	LYS	N-CA-CB	-5.79	100.17	110.60
1	3Z	117	TRP	CD1-CG-CD2	5.79	110.94	106.30
1	5Q	110	THR	N-CA-CB	5.79	121.31	110.30
1	6S	82	ARG	NE-CZ-NH1	5.79	123.20	120.30
1	9D	150	ILE	O-C-N	-5.79	113.43	122.70
1	9O	203	LYS	O-C-N	-5.79	113.43	122.70
1	aw	100	ARG	NH1-CZ-NH2	-5.79	113.03	119.40
1	aA	184	TRP	CD2-CE2-CZ2	-5.79	115.35	122.30
1	aI	149	SER	N-CA-CB	5.79	119.19	110.50
1	b9	81	ASP	CB-CG-OD1	5.79	123.51	118.30
1	bE	18	ARG	N-CA-CB	5.79	121.03	110.60
1	cv	132	ARG	NE-CZ-NH1	5.79	123.20	120.30
1	1f	194	ALA	CB-CA-C	5.79	118.79	110.10
1	cK	29	GLU	OE1-CD-OE2	-5.79	116.35	123.30
1	1m	210	THR	O-C-N	-5.79	113.43	122.70
1	ea	80	TRP	CD1-NE1-CE2	5.79	114.22	109.00
1	el	7	GLN	CG-CD-OE1	5.79	133.19	121.60
1	f5	120	HIS	O-C-N	-5.79	113.43	122.70
1	fL	209	ALA	N-CA-CB	-5.79	101.99	110.10
1	fR	143	ARG	NE-CZ-NH2	5.79	123.20	120.30
1	2	173	ARG	CD-NE-CZ	5.79	131.71	123.60
1	7	201	ILE	O-C-N	-5.79	113.43	122.70
1	gi	226	HIS	O-C-N	-5.79	113.43	122.70
1	gx	96	MET	CG-SD-CE	-5.79	90.93	100.20
1	gL	107	THR	CA-CB-CG2	-5.79	104.29	112.40
1	hp	173	ARG	O-C-N	-5.79	113.43	122.70
1	hC	32	PHE	CB-CG-CD2	5.79	124.86	120.80
1	ib	20	LEU	O-C-N	-5.79	113.43	122.70
1	j0	118	MET	CG-SD-CE	5.79	109.47	100.20
1	j1	11	VAL	CG1-CB-CG2	5.79	120.17	110.90

Continued on next page...

Continued from previous page...

Mol	Chain	Res	Type	Atoms	Z	Observed(°)	Ideal(°)
1	jv	227	LYS	N-CA-CB	-5.79	100.18	110.60
1	kF	145	TYR	CB-CG-CD2	5.79	124.47	121.00
1	ls	154	ARG	NE-CZ-NH2	-5.79	117.41	120.30
1	lO	36	VAL	CG1-CB-CG2	-5.79	101.63	110.90
1	3d	143	ARG	NH1-CZ-NH2	5.79	125.77	119.40
1	3w	162	ARG	NE-CZ-NH1	-5.79	117.40	120.30
1	3y	133	TRP	CD1-NE1-CE2	5.79	114.21	109.00
1	3X	26	VAL	CA-CB-CG1	5.79	119.59	110.90
1	5a	229	ARG	NE-CZ-NH2	-5.79	117.41	120.30
1	5C	1	PRO	CA-N-CD	-5.79	103.39	111.50
1	65	11	VAL	O-C-N	-5.79	113.43	122.70
1	7J	224	PRO	N-CA-CB	-5.79	96.23	102.60
1	8B	51	ASP	CB-CG-OD1	5.79	123.51	118.30
1	9i	22	ALA	N-CA-CB	-5.79	101.99	110.10
1	9F	214	MET	CG-SD-CE	-5.79	90.93	100.20
1	15	151	LEU	O-C-N	-5.79	113.44	122.70
1	bI	143	ARG	NE-CZ-NH2	-5.79	117.40	120.30
1	c3	167	ARG	NE-CZ-NH2	-5.79	117.41	120.30
1	cC	80	TRP	CB-CG-CD2	5.79	134.13	126.60
1	cH	66	MET	CG-SD-CE	-5.79	90.93	100.20
1	cM	221	VAL	CA-CB-CG2	-5.79	102.21	110.90
1	dl	199	LYS	N-CA-C	5.79	126.64	111.00
1	e0	40	PHE	CB-CG-CD2	-5.79	116.75	120.80
1	e8	10	MET	CG-SD-CE	-5.79	90.93	100.20
1	el	24	VAL	CG1-CB-CG2	-5.79	101.63	110.90
1	fC	84	HIS	CA-CB-CG	-5.79	103.76	113.60
1	c	18	ARG	NE-CZ-NH2	-5.79	117.40	120.30
1	kK	97	ARG	NE-CZ-NH1	5.79	123.19	120.30
1	2D	143	ARG	NE-CZ-NH2	-5.79	117.41	120.30
1	6p	130	TYR	CA-CB-CG	5.79	124.40	113.40
1	7b	215	MET	N-CA-CB	5.79	121.02	110.60
1	8A	120	HIS	CA-CB-CG	5.79	123.44	113.60
1	9h	197	ASP	CB-CG-OD1	5.79	123.51	118.30
1	9r	40	PHE	CB-CG-CD1	5.79	124.85	120.80
1	a1	229	ARG	NE-CZ-NH1	5.79	123.19	120.30
1	bV	229	ARG	NE-CZ-NH2	5.79	123.19	120.30
1	c6	132	ARG	NE-CZ-NH2	-5.79	117.41	120.30
1	1d	32	PHE	CA-CB-CG	-5.79	100.00	113.90
1	eA	65	ALA	CB-CA-C	-5.79	101.42	110.10
1	fg	185	MET	CG-SD-CE	-5.79	90.94	100.20
1	1B	54	THR	O-C-N	-5.79	113.44	122.70
1	O	82	ARG	NE-CZ-NH1	5.79	123.19	120.30

Continued on next page...

Continued from previous page...

Mol	Chain	Res	Type	Atoms	Z	Observed(°)	Ideal(°)
1	gk	154	ARG	CD-NE-CZ	-5.79	115.50	123.60
1	gm	82	ARG	NH1-CZ-NH2	-5.79	113.03	119.40
1	he	228	ALA	N-CA-CB	-5.79	102.00	110.10
1	hR	144	MET	CG-SD-CE	-5.79	90.94	100.20
1	1N	204	ALA	N-CA-CB	5.79	118.20	110.10
1	ib	86	VAL	CG1-CB-CG2	5.79	120.16	110.90
1	ic	145	TYR	CB-CG-CD2	-5.79	117.53	121.00
1	ie	229	ARG	NH1-CZ-NH2	-5.79	113.03	119.40
1	iK	96	MET	N-CA-CB	5.79	121.02	110.60
1	ld	81	ASP	CB-CG-OD2	5.79	123.51	118.30
1	28	168	PHE	CB-CG-CD1	-5.79	116.75	120.80
1	2y	118	MET	CG-SD-CE	-5.79	90.94	100.20
1	3M	54	THR	N-CA-CB	5.79	121.30	110.30
1	3Y	117	TRP	CD1-CG-CD2	-5.79	101.67	106.30
1	4z	215	MET	CG-SD-CE	-5.79	90.94	100.20
1	63	70	LYS	CB-CA-C	5.79	121.97	110.40
1	6F	81	ASP	CB-CG-OD1	5.79	123.51	118.30
1	7C	200	THR	CA-CB-CG2	-5.79	104.30	112.40
1	7N	45	GLU	OE1-CD-OE2	-5.79	116.35	123.30
1	7V	145	TYR	CB-CG-CD1	-5.79	117.53	121.00
1	8v	130	TYR	CZ-CE2-CD2	5.79	125.01	119.80
1	9Q	81	ASP	CB-CG-OD2	-5.79	113.09	118.30
1	10	104	ILE	CA-CB-CG1	5.79	122.00	111.00
1	ai	154	ARG	NE-CZ-NH1	5.79	123.19	120.30
1	aq	40	PHE	CB-CG-CD1	-5.79	116.75	120.80
1	bx	42	ALA	O-C-N	-5.79	113.44	122.70
1	bE	24	VAL	CA-CB-CG1	5.79	119.58	110.90
1	bI	12	HIS	N-CA-CB	5.79	121.02	110.60
1	cP	228	ALA	N-CA-CB	-5.79	102.00	110.10
1	cX	130	TYR	CB-CG-CD2	-5.79	117.53	121.00
1	d4	108	THR	CA-CB-CG2	-5.79	104.30	112.40
1	eQ	173	ARG	NE-CZ-NH2	-5.79	117.41	120.30
1	fo	96	MET	CG-SD-CE	-5.79	90.94	100.20
1	1x	104	ILE	O-C-N	-5.79	113.44	122.70
1	fX	167	ARG	NE-CZ-NH1	-5.79	117.41	120.30
1	gI	31	ALA	CB-CA-C	5.79	118.78	110.10
1	hW	130	TYR	CG-CD2-CE2	-5.79	116.67	121.30
1	ii	158	LYS	CA-C-O	5.79	132.25	120.10
1	iD	36	VAL	CA-CB-CG1	-5.79	102.22	110.90
1	jJ	69	LEU	CB-CG-CD2	5.79	120.84	111.00
1	2c	132	ARG	NE-CZ-NH1	-5.79	117.41	120.30
1	4R	18	ARG	NE-CZ-NH2	-5.79	117.41	120.30

Continued on next page...

Continued from previous page...

Mol	Chain	Res	Type	Atoms	Z	Observed(°)	Ideal(°)
1	6Q	229	ARG	CG-CD-NE	-5.79	99.65	111.80
1	7b	95	GLN	O-C-N	-5.79	113.44	122.70
1	7B	145	TYR	CB-CG-CD2	-5.79	117.53	121.00
1	8h	182	LYS	CB-CA-C	5.79	121.97	110.40
1	8U	169	TYR	CB-CG-CD1	-5.79	117.53	121.00
1	aI	177	ALA	N-CA-C	5.79	126.63	111.00
1	bI	133	TRP	CB-CG-CD1	5.79	134.52	127.00
1	di	229	ARG	NE-CZ-NH1	5.79	123.19	120.30
1	1n	130	TYR	CB-CG-CD2	-5.79	117.53	121.00
1	ff	169	TYR	CG-CD2-CE2	-5.79	116.67	121.30
1	fG	167	ARG	NE-CZ-NH2	-5.79	117.41	120.30
1	h0	145	TYR	CB-CG-CD1	-5.79	117.53	121.00
1	h6	214	MET	CG-SD-CE	-5.79	90.94	100.20
1	iO	168	PHE	CG-CD1-CE1	-5.79	114.44	120.80
1	iR	82	ARG	NE-CZ-NH2	5.79	123.19	120.30
1	iR	164	TYR	CZ-CE2-CD2	-5.79	114.59	119.80
1	iY	197	ASP	CB-CG-OD1	-5.79	113.09	118.30
1	lr	117	TRP	CD1-CG-CD2	-5.79	101.67	106.30
1	lJ	96	MET	O-C-N	-5.79	113.44	122.70
1	2x	149	SER	N-CA-CB	5.79	119.18	110.50
1	2M	80	TRP	CZ3-CH2-CZ2	-5.79	114.66	121.60
1	3r	130	TYR	CB-CG-CD2	-5.79	117.53	121.00
1	48	162	ARG	NE-CZ-NH2	-5.79	117.41	120.30
1	4t	230	VAL	CA-CB-CG1	-5.79	102.22	110.90
1	4Y	87	HIS	N-CA-C	5.79	126.62	111.00
1	51	132	ARG	NH1-CZ-NH2	-5.79	113.04	119.40
1	5d	195	ASN	N-CA-CB	-5.79	100.19	110.60
1	69	130	TYR	CB-CG-CD2	-5.79	117.53	121.00
1	6z	142	VAL	O-C-N	-5.79	113.44	122.70
1	7x	71	GLU	OE1-CD-OE2	-5.79	116.36	123.30
1	7N	139	ASN	CB-CG-OD1	-5.79	110.03	121.60
1	7S	27	VAL	CA-CB-CG2	-5.79	102.22	110.90
1	84	31	ALA	CB-CA-C	5.79	118.78	110.10
1	8q	23	TRP	CB-CG-CD1	-5.79	119.48	127.00
1	9M	66	MET	CG-SD-CE	-5.79	90.94	100.20
1	9U	125	PRO	N-CA-CB	-5.79	96.24	102.60
1	aL	148	THR	N-CA-CB	5.79	121.29	110.30
1	aW	185	MET	CG-SD-CE	5.79	109.46	100.20
1	b6	209	ALA	CB-CA-C	5.79	118.78	110.10
1	b9	56	LEU	O-C-N	-5.79	113.44	122.70
1	bc	145	TYR	CB-CG-CD1	5.79	124.47	121.00
1	bB	166	ASP	CB-CG-OD1	-5.79	113.09	118.30

Continued on next page...

Continued from previous page...

Mol	Chain	Res	Type	Atoms	Z	Observed(°)	Ideal(°)
1	cy	97	ARG	NE-CZ-NH1	5.79	123.19	120.30
1	da	40	PHE	CB-CG-CD1	5.79	124.85	120.80
1	ed	97	ARG	NE-CZ-NH1	5.79	123.19	120.30
1	lq	201	ILE	O-C-N	-5.79	113.44	122.70
1	f3	51	ASP	CB-CG-OD2	5.79	123.51	118.30
1	fO	154	ARG	NE-CZ-NH1	5.79	123.19	120.30
1	fP	169	TYR	CG-CD2-CE2	5.79	125.93	121.30
1	3	167	ARG	CA-CB-CG	5.79	126.13	113.40
1	H	11	VAL	CA-CB-CG2	5.79	119.58	110.90
1	gm	42	ALA	CB-CA-C	-5.78	101.42	110.10
1	h7	32	PHE	CB-CG-CD2	5.78	124.85	120.80
1	ht	140	LYS	N-CA-CB	5.78	121.01	110.60
1	hA	65	ALA	N-CA-CB	-5.78	102.00	110.10
1	jb	214	MET	CG-SD-CE	-5.78	90.94	100.20
1	kb	204	ALA	N-CA-CB	-5.78	102.00	110.10
1	lh	117	TRP	CG-CD1-NE1	5.78	115.88	110.10
1	lm	164	TYR	CZ-CE2-CD2	5.78	125.00	119.80
1	29	18	ARG	NH1-CZ-NH2	-5.78	113.04	119.40
1	lI	32	PHE	CB-CG-CD2	-5.78	116.75	120.80
1	2G	63	GLN	CG-CD-OE1	-5.78	110.03	121.60
1	32	11	VAL	N-CA-CB	5.78	124.22	111.50
1	3R	173	ARG	NH1-CZ-NH2	-5.78	113.04	119.40
1	48	22	ALA	CB-CA-C	-5.78	101.43	110.10
1	4B	145	TYR	O-C-N	-5.78	113.45	122.70
1	5b	132	ARG	CD-NE-CZ	-5.78	115.50	123.60
1	5h	173	ARG	NE-CZ-NH2	5.78	123.19	120.30
1	5n	64	ALA	CB-CA-C	5.78	118.77	110.10
1	5p	163	ASP	CB-CG-OD1	5.78	123.51	118.30
1	5y	59	VAL	CG1-CB-CG2	5.78	120.15	110.90
1	5A	161	PHE	CB-CG-CD2	-5.78	116.75	120.80
1	79	113	GLU	OE1-CD-OE2	-5.78	116.36	123.30
1	7b	164	TYR	CD1-CG-CD2	5.78	124.26	117.90
1	7N	105	ALA	N-CA-CB	-5.78	102.00	110.10
1	81	161	PHE	CD1-CG-CD2	5.78	125.82	118.30
1	8k	229	ARG	NE-CZ-NH2	-5.78	117.41	120.30
1	8Q	42	ALA	N-CA-CB	5.78	118.20	110.10
1	94	73	ILE	CA-CB-CG2	-5.78	99.33	110.90
1	9F	82	ARG	NH1-CZ-NH2	-5.78	113.04	119.40
1	az	42	ALA	N-CA-CB	-5.78	102.00	110.10
1	aL	23	TRP	CG-CD1-NE1	-5.78	104.32	110.10
1	14	125	PRO	O-C-N	-5.78	113.44	122.70
1	b5	167	ARG	NE-CZ-NH1	-5.78	117.41	120.30

Continued on next page...

Continued from previous page...

Mol	Chain	Res	Type	Atoms	Z	Observed(°)	Ideal(°)
1	bw	148	THR	CA-CB-CG2	-5.78	104.30	112.40
1	bB	230	VAL	CA-CB-CG1	5.78	119.58	110.90
1	19	130	TYR	CZ-CE2-CD2	5.78	125.01	119.80
1	1a	133	TRP	CE3-CZ3-CH2	-5.78	114.84	121.20
1	ci	146	SER	N-CA-CB	5.78	119.17	110.50
1	d4	66	MET	CG-SD-CE	-5.78	90.95	100.20
1	dI	149	SER	N-CA-CB	5.78	119.17	110.50
1	dI	168	PHE	CB-CG-CD2	-5.78	116.75	120.80
1	dI	169	TYR	CB-CG-CD1	5.78	124.47	121.00
1	dU	162	ARG	NE-CZ-NH2	5.78	123.19	120.30
1	e1	194	ALA	C-N-CA	5.78	136.16	121.70
1	eO	133	TRP	CB-CG-CD1	5.78	134.52	127.00
1	1t	229	ARG	NH1-CZ-NH2	-5.78	113.04	119.40
1	g0	202	LEU	CB-CG-CD1	-5.78	101.17	111.00
1	u	24	VAL	CG1-CB-CG2	-5.78	101.65	110.90
1	F	35	GLU	OE1-CD-OE2	-5.78	116.36	123.30
1	K	169	TYR	CG-CD2-CE2	-5.78	116.67	121.30
1	1D	153	ILE	O-C-N	-5.78	113.45	122.70
1	hl	7	GLN	CB-CG-CD	5.78	126.63	111.60
1	hF	143	ARG	O-C-N	-5.78	113.45	122.70
1	hM	140	LYS	CA-CB-CG	5.78	126.12	113.40
1	i6	139	ASN	O-C-N	-5.78	113.45	122.70
1	1S	92	GLU	OE1-CD-OE2	-5.78	116.36	123.30
1	j8	87	HIS	CA-CB-CG	-5.78	103.77	113.60
1	j9	78	ALA	N-CA-CB	-5.78	102.01	110.10
1	jx	78	ALA	O-C-N	-5.78	113.45	122.70
1	kg	26	VAL	CA-CB-CG1	5.78	119.57	110.90
1	li	83	LEU	CB-CG-CD1	-5.78	101.17	111.00
1	2k	214	MET	N-CA-CB	5.78	121.01	110.60
1	2D	119	THR	N-CA-CB	5.78	121.28	110.30
1	3a	31	ALA	N-CA-CB	5.78	118.19	110.10
1	3r	158	LYS	O-C-N	-5.78	113.45	122.70
1	3t	81	ASP	CB-CG-OD1	5.78	123.50	118.30
1	4n	144	MET	CA-CB-CG	5.78	123.13	113.30
1	7M	133	TRP	CD1-CG-CD2	-5.78	101.67	106.30
1	8L	168	PHE	CZ-CE2-CD2	-5.78	113.16	120.10
1	10	13	GLN	CA-CB-CG	5.78	126.12	113.40
1	16	169	TYR	CB-CG-CD2	-5.78	117.53	121.00
1	bj	211	LEU	CB-CG-CD2	5.78	120.83	111.00
1	c0	32	PHE	CB-CG-CD2	-5.78	116.75	120.80
1	1c	152	ASP	CB-CG-OD2	5.78	123.50	118.30
1	cJ	145	TYR	CG-CD1-CE1	5.78	125.92	121.30

Continued on next page...

Continued from previous page...

Mol	Chain	Res	Type	Atoms	Z	Observed(°)	Ideal(°)
1	1h	81	ASP	CB-CG-OD1	5.78	123.50	118.30
1	dk	97	ARG	O-C-N	-5.78	113.45	122.70
1	eg	18	ARG	CG-CD-NE	-5.78	99.66	111.80
1	eg	171	THR	O-C-N	-5.78	113.45	122.70
1	fD	97	ARG	NH1-CZ-NH2	-5.78	113.04	119.40
1	t	212	GLU	OE1-CD-OE2	-5.78	116.36	123.30
1	id	132	ARG	NH1-CZ-NH2	-5.78	113.04	119.40
1	jh	229	ARG	NE-CZ-NH2	-5.78	117.41	120.30
1	jI	81	ASP	CB-CG-OD2	5.78	123.50	118.30
1	26	97	ARG	NE-CZ-NH1	5.78	123.19	120.30
1	lH	169	TYR	CB-CG-CD2	-5.78	117.53	121.00
1	2b	27	VAL	CA-CB-CG1	5.78	119.57	110.90
1	3U	154	ARG	NH1-CZ-NH2	-5.78	113.04	119.40
1	4T	63	GLN	O-C-N	-5.78	113.45	122.70
1	5Q	17	PRO	N-CA-CB	5.78	110.24	103.30
1	5Z	85	PRO	N-CD-CG	5.78	111.87	103.20
1	6L	130	TYR	O-C-N	-5.78	113.45	122.70
1	7A	36	VAL	O-C-N	-5.78	113.45	122.70
1	7G	152	ASP	CB-CG-OD1	5.78	123.50	118.30
1	8D	64	ALA	N-CA-CB	-5.78	102.01	110.10
1	8J	229	ARG	NE-CZ-NH1	5.78	123.19	120.30
1	ad	83	LEU	N-CA-CB	-5.78	98.84	110.40
1	aq	174	ALA	CB-CA-C	5.78	118.77	110.10
1	aM	184	TRP	CE2-CD2-CG	-5.78	102.67	107.30
1	bl	14	ALA	O-C-N	-5.78	113.45	122.70
1	bt	58	THR	O-C-N	-5.78	113.45	122.70
1	bG	143	ARG	NH1-CZ-NH2	-5.78	113.04	119.40
1	bH	226	HIS	CA-CB-CG	5.78	123.43	113.60
1	1f	148	THR	CA-CB-CG2	-5.78	104.31	112.40
1	dr	132	ARG	NE-CZ-NH1	5.78	123.19	120.30
1	dD	148	THR	O-C-N	-5.78	113.45	122.70
1	dQ	148	THR	CA-CB-CG2	-5.78	104.31	112.40
1	1n	180	GLU	OE1-CD-OE2	-5.78	116.36	123.30
1	e6	18	ARG	NE-CZ-NH2	-5.78	117.41	120.30
1	eY	198	CYS	N-CA-CB	-5.78	100.20	110.60
1	fe	229	ARG	NE-CZ-NH2	-5.78	117.41	120.30
1	fz	130	TYR	CB-CG-CD1	-5.78	117.53	121.00
1	fZ	103	ASP	CB-CG-OD1	-5.78	113.10	118.30
1	fZ	130	TYR	CB-CG-CD1	5.78	124.47	121.00
1	hG	82	ARG	NE-CZ-NH2	-5.78	117.41	120.30
1	it	118	MET	CG-SD-CE	5.78	109.45	100.20
1	iN	174	ALA	CB-CA-C	-5.78	101.43	110.10

Continued on next page...

Continued from previous page...

Mol	Chain	Res	Type	Atoms	Z	Observed(°)	Ideal(°)
1	k7	21	ASN	CB-CG-OD1	5.78	133.16	121.60
1	kN	100	ARG	CB-CA-C	5.78	121.96	110.40
1	lx	60	GLY	C-N-CA	5.78	134.44	122.30
1	lB	126	VAL	CA-CB-CG2	5.78	119.57	110.90
1	2E	181	VAL	CG1-CB-CG2	-5.78	101.65	110.90
1	31	167	ARG	NE-CZ-NH2	-5.78	117.41	120.30
1	3S	21	ASN	O-C-N	-5.78	113.45	122.70
1	68	100	ARG	NE-CZ-NH1	-5.78	117.41	120.30
1	7I	185	MET	CG-SD-CE	-5.78	90.95	100.20
1	84	105	ALA	CB-CA-C	-5.78	101.43	110.10
1	ae	173	ARG	NH1-CZ-NH2	-5.78	113.04	119.40
1	aJ	81	ASP	CB-CG-OD1	5.78	123.50	118.30
1	bh	194	ALA	CB-CA-C	5.78	118.77	110.10
1	bJ	97	ARG	CD-NE-CZ	5.78	131.69	123.60
1	cx	86	VAL	CA-CB-CG1	5.78	119.57	110.90
1	d2	161	PHE	CG-CD1-CE1	5.78	127.16	120.80
1	eY	132	ARG	CG-CD-NE	-5.78	99.66	111.80
1	o	144	MET	CA-CB-CG	5.78	123.12	113.30
1	U	97	ARG	NE-CZ-NH1	5.78	123.19	120.30
1	gE	154	ARG	NE-CZ-NH1	5.78	123.19	120.30
1	h1	167	ARG	NE-CZ-NH2	-5.78	117.41	120.30
1	hd	229	ARG	CD-NE-CZ	-5.78	115.51	123.60
1	hm	172	LEU	O-C-N	-5.78	113.46	122.70
1	hy	28	GLU	OE1-CD-OE2	-5.78	116.37	123.30
1	hI	145	TYR	CB-CG-CD2	5.78	124.47	121.00
1	il	162	ARG	NE-CZ-NH2	5.78	123.19	120.30
1	iD	175	GLU	CA-C-O	5.78	132.23	120.10
1	ju	154	ARG	NE-CZ-NH2	-5.78	117.41	120.30
1	jO	119	THR	CA-CB-CG2	-5.78	104.31	112.40
1	lZ	107	THR	CA-CB-CG2	-5.78	104.31	112.40
1	k4	11	VAL	CA-CB-CG1	5.78	119.57	110.90
1	kO	92	GLU	CG-CD-OE2	5.78	129.85	118.30
1	lz	164	TYR	CG-CD1-CE1	-5.78	116.68	121.30
1	2d	136	LEU	O-C-N	-5.78	113.38	123.20
1	2H	86	VAL	O-C-N	-5.78	113.46	122.70
1	31	130	TYR	CB-CG-CD1	-5.78	117.53	121.00
1	40	132	ARG	NE-CZ-NH2	-5.78	117.41	120.30
1	4h	96	MET	CG-SD-CE	-5.78	90.96	100.20
1	4F	92	GLU	OE1-CD-OE2	-5.78	116.37	123.30
1	50	162	ARG	NE-CZ-NH2	-5.78	117.41	120.30
1	52	144	MET	CG-SD-CE	-5.78	90.95	100.20
1	5x	96	MET	CA-CB-CG	5.78	123.12	113.30

Continued on next page...

Continued from previous page...

Mol	Chain	Res	Type	Atoms	Z	Observed(°)	Ideal(°)
1	5J	154	ARG	NE-CZ-NH1	5.78	123.19	120.30
1	6l	99	PRO	N-CD-CG	5.78	111.87	103.20
1	7w	43	LEU	N-CA-CB	-5.78	98.84	110.40
1	7L	97	ARG	NH1-CZ-NH2	-5.78	113.04	119.40
1	8L	167	ARG	CD-NE-CZ	5.78	131.69	123.60
1	8X	56	LEU	CB-CG-CD2	5.78	120.82	111.00
1	bm	148	THR	O-C-N	-5.78	113.46	122.70
1	bK	205	LEU	CB-CG-CD2	-5.78	101.18	111.00
1	cc	229	ARG	NH1-CZ-NH2	-5.78	113.05	119.40
1	cf	215	MET	CG-SD-CE	-5.78	90.96	100.20
1	cp	193	ASN	N-CA-CB	-5.78	100.20	110.60
1	cW	23	TRP	CH2-CZ2-CE2	-5.78	111.62	117.40
1	d0	102	SER	O-C-N	-5.78	113.45	122.70
1	d4	107	THR	N-CA-CB	5.78	121.28	110.30
1	dJ	68	MET	CG-SD-CE	-5.78	90.95	100.20
1	e6	17	PRO	N-CA-CB	5.78	110.23	103.30
1	er	130	TYR	CG-CD1-CE1	5.78	125.92	121.30
1	et	51	ASP	CB-CG-OD1	5.78	123.50	118.30
1	ex	209	ALA	N-CA-CB	-5.78	102.01	110.10
1	f6	145	TYR	CB-CG-CD1	-5.78	117.53	121.00
1	f9	130	TYR	CB-CG-CD2	-5.78	117.53	121.00
1	fl	112	GLN	N-CA-CB	5.78	121.00	110.60
1	fq	230	VAL	CA-CB-CG1	-5.78	102.23	110.90
1	fv	85	PRO	N-CD-CG	5.78	111.87	103.20
1	fR	203	LYS	O-C-N	-5.78	113.46	122.70
1	v	117	TRP	CG-CD1-NE1	-5.78	104.32	110.10
1	F	164	TYR	CB-CG-CD1	-5.78	117.53	121.00
1	g9	88	ALA	C-N-CA	5.78	134.43	122.30
1	ga	32	PHE	CD1-CE1-CZ	5.78	127.03	120.10
1	gc	144	MET	CG-SD-CE	-5.78	90.96	100.20
1	gd	164	TYR	CB-CG-CD1	-5.78	117.53	121.00
1	gr	18	ARG	NE-CZ-NH1	5.78	123.19	120.30
1	gD	143	ARG	NE-CZ-NH2	5.78	123.19	120.30
1	gM	80	TRP	N-CA-CB	-5.78	100.20	110.60
1	gQ	184	TRP	CE2-CD2-CG	-5.78	102.68	107.30
1	hv	69	LEU	CB-CG-CD1	-5.78	101.18	111.00
1	hD	167	ARG	NE-CZ-NH1	5.78	123.19	120.30
1	i9	93	PRO	C-N-CA	5.78	134.43	122.30
1	ib	117	TRP	CH2-CZ2-CE2	-5.78	111.62	117.40
1	iy	119	THR	CA-CB-OG1	5.78	121.13	109.00
1	iJ	162	ARG	NE-CZ-NH2	-5.78	117.41	120.30
1	iR	195	ASN	CB-CA-C	5.78	121.95	110.40

Continued on next page...

Continued from previous page...

Mol	Chain	Res	Type	Atoms	Z	Observed(°)	Ideal(°)
1	jv	167	ARG	NE-CZ-NH1	5.78	123.19	120.30
1	22	197	ASP	N-CA-CB	-5.78	100.21	110.60
1	l9	154	ARG	NE-CZ-NH1	-5.78	117.41	120.30
1	li	108	THR	CA-CB-CG2	-5.78	104.31	112.40
1	lu	132	ARG	NE-CZ-NH2	-5.78	117.41	120.30
1	lB	54	THR	O-C-N	-5.78	113.46	122.70
1	2I	83	LEU	O-C-N	-5.78	113.46	122.70
1	30	28	GLU	O-C-N	-5.78	113.46	122.70
1	3t	203	LYS	O-C-N	-5.78	113.46	122.70
1	3v	80	TRP	CD1-CG-CD2	-5.78	101.68	106.30
1	4M	184	TRP	NE1-CE2-CZ2	-5.78	124.05	130.40
1	5L	173	ARG	NE-CZ-NH2	-5.78	117.41	120.30
1	5U	13	GLN	O-C-N	-5.78	113.46	122.70
1	65	95	GLN	CG-CD-OE1	5.78	133.15	121.60
1	7P	164	TYR	N-CA-CB	-5.78	100.20	110.60
1	95	145	TYR	O-C-N	-5.78	113.46	122.70
1	9p	18	ARG	NE-CZ-NH2	-5.78	117.41	120.30
1	Y	34	PRO	N-CA-C	5.78	127.11	112.10
1	ao	37	ILE	CB-CA-C	5.78	123.15	111.60
1	ba	100	ARG	NE-CZ-NH2	5.78	123.19	120.30
1	d2	9	GLN	CB-CA-C	5.78	121.95	110.40
1	db	110	THR	CA-CB-CG2	-5.78	104.31	112.40
1	dz	202	LEU	O-C-N	-5.78	113.46	122.70
1	dZ	154	ARG	NE-CZ-NH2	-5.78	117.41	120.30
1	lo	162	ARG	NE-CZ-NH1	5.78	123.19	120.30
1	ea	229	ARG	NE-CZ-NH2	-5.78	117.41	120.30
1	ef	130	TYR	CB-CG-CD1	-5.78	117.53	121.00
1	lq	162	ARG	NE-CZ-NH1	5.78	123.19	120.30
1	em	178	SER	O-C-N	-5.78	113.46	122.70
1	eA	163	ASP	CB-CG-OD1	-5.78	113.10	118.30
1	f4	145	TYR	CB-CG-CD2	5.78	124.47	121.00
1	fT	185	MET	CG-SD-CE	5.78	109.44	100.20
1	g7	173	ARG	NE-CZ-NH2	-5.78	117.41	120.30
1	b	186	THR	CA-CB-CG2	-5.78	104.31	112.40
1	c	168	PHE	CB-CG-CD2	-5.78	116.76	120.80
1	m	162	ARG	NE-CZ-NH2	-5.78	117.41	120.30
1	i5	23	TRP	CE3-CZ3-CH2	-5.77	114.85	121.20
1	ib	42	ALA	N-CA-CB	5.77	118.18	110.10
1	iT	221	VAL	O-C-N	-5.77	113.39	123.20
1	kd	81	ASP	CB-CG-OD1	-5.77	113.10	118.30
1	3W	11	VAL	CB-CA-C	-5.77	100.43	111.40
1	8h	133	TRP	CB-CG-CD1	5.77	134.51	127.00

Continued on next page...

Continued from previous page...

Mol	Chain	Res	Type	Atoms	Z	Observed(°)	Ideal(°)
1	8C	184	TRP	CE2-CD2-CG	-5.77	102.68	107.30
1	aw	18	ARG	CG-CD-NE	-5.77	99.67	111.80
1	cf	100	ARG	NH1-CZ-NH2	-5.77	113.05	119.40
1	d1	70	LYS	O-C-N	-5.77	113.46	122.70
1	lj	54	THR	CA-CB-CG2	-5.77	104.32	112.40
1	dn	176	GLN	O-C-N	-5.77	113.46	122.70
1	iE	85	PRO	N-CD-CG	5.77	111.86	103.20
1	j3	10	MET	CG-SD-CE	-5.77	90.96	100.20
1	ja	169	TYR	CD1-CE1-CZ	-5.77	114.61	119.80
1	ju	132	ARG	NH1-CZ-NH2	5.77	125.75	119.40
1	jC	229	ARG	CG-CD-NE	-5.77	99.68	111.80
1	kA	130	TYR	CB-CG-CD2	-5.77	117.54	121.00
1	kK	32	PHE	CB-CG-CD2	5.77	124.84	120.80
1	2l	184	TRP	CE3-CZ3-CH2	-5.77	114.85	121.20
1	3K	48	THR	CA-CB-OG1	5.77	121.12	109.00
1	3S	81	ASP	CB-CG-OD1	5.77	123.50	118.30
1	48	66	MET	CG-SD-CE	-5.77	90.96	100.20
1	4o	169	TYR	CB-CG-CD2	5.77	124.46	121.00
1	4K	215	MET	N-CA-CB	5.77	120.99	110.60
1	5b	197	ASP	N-CA-CB	5.77	120.99	110.60
1	5i	82	ARG	NE-CZ-NH1	5.77	123.19	120.30
1	6j	97	ARG	NH1-CZ-NH2	-5.77	113.05	119.40
1	7r	155	GLN	CA-CB-CG	5.77	126.10	113.40
1	7T	48	THR	CA-CB-CG2	-5.77	104.32	112.40
1	8E	80	TRP	N-CA-CB	-5.77	100.21	110.60
1	8Q	76	GLU	OE1-CD-OE2	-5.77	116.37	123.30
1	95	117	TRP	CG-CD2-CE3	-5.77	128.71	133.90
1	9i	117	TRP	CB-CG-CD1	-5.77	119.50	127.00
1	9p	148	THR	O-C-N	-5.77	113.47	122.70
1	9R	69	LEU	CB-CG-CD2	-5.77	101.19	111.00
1	a5	24	VAL	CA-CB-CG2	-5.77	102.24	110.90
1	aP	173	ARG	NH1-CZ-NH2	-5.77	113.05	119.40
1	bN	128	GLU	OE1-CD-OE2	-5.77	116.37	123.30
1	bS	212	GLU	N-CA-CB	-5.77	100.21	110.60
1	c6	145	TYR	O-C-N	-5.77	113.46	122.70
1	ca	169	TYR	CB-CG-CD2	5.77	124.46	121.00
1	ek	169	TYR	CG-CD1-CE1	-5.77	116.68	121.30
1	lr	36	VAL	CA-CB-CG2	-5.77	102.24	110.90
1	lt	56	LEU	CB-CG-CD1	-5.77	101.19	111.00
1	f0	40	PHE	CB-CG-CD1	-5.77	116.76	120.80
1	fi	167	ARG	NE-CZ-NH2	-5.77	117.41	120.30
1	1	212	GLU	OE1-CD-OE2	-5.77	116.37	123.30

Continued on next page...

Continued from previous page...

Mol	Chain	Res	Type	Atoms	Z	Observed(°)	Ideal(°)
1	L	7	GLN	N-CA-CB	5.77	120.99	110.60
1	gc	162	ARG	NE-CZ-NH2	-5.77	117.41	120.30
1	gj	189	LEU	O-C-N	-5.77	113.47	122.70
1	gl	130	TYR	CB-CG-CD1	5.77	124.46	121.00
1	1G	26	VAL	CG1-CB-CG2	-5.77	101.67	110.90
1	1K	154	ARG	NE-CZ-NH2	-5.77	117.41	120.30
1	jt	66	MET	CG-SD-CE	-5.77	90.97	100.20
1	ls	76	GLU	OE1-CD-OE2	-5.77	116.37	123.30
1	4k	133	TRP	CB-CG-CD2	-5.77	119.10	126.60
1	52	82	ARG	NH1-CZ-NH2	5.77	125.75	119.40
1	5Q	143	ARG	C-N-CA	5.77	136.13	121.70
1	67	44	SER	CB-CA-C	-5.77	99.14	110.10
1	6y	202	LEU	N-CA-C	5.77	126.58	111.00
1	8m	42	ALA	CB-CA-C	5.77	118.76	110.10
1	bN	226	HIS	N-CA-CB	5.77	120.99	110.60
1	c5	169	TYR	CD1-CG-CD2	5.77	124.25	117.90
1	dj	229	ARG	CG-CD-NE	-5.77	99.68	111.80
1	0	111	LEU	CB-CA-C	5.77	121.16	110.20
1	gR	161	PHE	CZ-CE2-CD2	-5.77	113.18	120.10
1	gT	169	TYR	CB-CG-CD1	-5.77	117.54	121.00
1	1K	164	TYR	CB-CG-CD2	-5.77	117.54	121.00
1	id	145	TYR	CB-CG-CD2	-5.77	117.54	121.00
1	iu	51	ASP	CB-CG-OD2	5.77	123.49	118.30
1	iI	167	ARG	NH1-CZ-NH2	-5.77	113.06	119.40
1	iW	105	ALA	N-CA-CB	-5.77	102.02	110.10
1	iX	38	PRO	N-CD-CG	5.77	111.85	103.20
1	j8	91	ILE	CA-CB-CG1	5.77	121.96	111.00
1	ju	17	PRO	N-CA-CB	5.77	110.22	103.30
1	1Z	87	HIS	CA-CB-CG	-5.77	103.79	113.60
1	lL	145	TYR	CB-CG-CD2	-5.77	117.54	121.00
1	32	133	TRP	CG-CD2-CE3	-5.77	128.71	133.90
1	3d	88	ALA	O-C-N	-5.77	113.39	123.20
1	3e	111	LEU	O-C-N	-5.77	113.47	122.70
1	3K	168	PHE	CB-CG-CD1	-5.77	116.76	120.80
1	4O	143	ARG	NE-CZ-NH2	5.77	123.19	120.30
1	4Z	88	ALA	N-CA-CB	5.77	118.18	110.10
1	58	55	MET	CG-SD-CE	-5.77	90.97	100.20
1	5l	187	GLU	OE1-CD-OE2	-5.77	116.38	123.30
1	5t	64	ALA	CB-CA-C	-5.77	101.45	110.10
1	6l	55	MET	CG-SD-CE	-5.77	90.97	100.20
1	6U	217	ALA	CB-CA-C	-5.77	101.45	110.10
1	7T	152	ASP	CB-CG-OD2	5.77	123.49	118.30

Continued on next page...

Continued from previous page...

Mol	Chain	Res	Type	Atoms	Z	Observed(°)	Ideal(°)
1	92	119	THR	CA-CB-CG2	-5.77	104.32	112.40
1	92	164	TYR	CD1-CE1-CZ	-5.77	114.61	119.80
1	a7	86	VAL	CA-CB-CG1	-5.77	102.25	110.90
1	ag	113	GLU	OE1-CD-OE2	-5.77	116.38	123.30
1	aC	149	SER	CA-C-O	5.77	132.22	120.10
1	17	165	VAL	CA-CB-CG2	-5.77	102.25	110.90
1	bR	166	ASP	CB-CG-OD2	5.77	123.49	118.30
1	cp	100	ARG	NE-CZ-NH1	5.77	123.19	120.30
1	cr	226	HIS	N-CA-CB	5.77	120.98	110.60
1	cB	226	HIS	CA-CB-CG	5.77	123.41	113.60
1	cH	181	VAL	O-C-N	-5.77	113.47	122.70
1	eA	145	TYR	CG-CD2-CE2	5.77	125.92	121.30
1	fq	96	MET	CB-CA-C	-5.77	98.86	110.40
1	gd	98	GLU	CB-CA-C	-5.77	98.87	110.40
1	1D	139	ASN	O-C-N	-5.77	113.47	122.70
1	hT	194	ALA	N-CA-CB	5.77	118.17	110.10
1	ja	100	ARG	NE-CZ-NH1	5.77	123.18	120.30
1	JA	18	ARG	NE-CZ-NH1	5.77	123.18	120.30
1	jE	4	GLN	N-CA-CB	5.77	120.98	110.60
1	ko	117	TRP	CE2-CD2-CG	-5.77	102.69	107.30
1	23	165	VAL	CG1-CB-CG2	-5.77	101.67	110.90
1	kE	80	TRP	CG-CD2-CE3	-5.77	128.71	133.90
1	kX	82	ARG	NE-CZ-NH1	5.77	123.18	120.30
1	l5	29	GLU	OE1-CD-OE2	-5.77	116.38	123.30
1	26	171	THR	N-CA-CB	5.77	121.26	110.30
1	2l	188	THR	C-N-CA	5.77	136.12	121.70
1	3i	169	TYR	CG-CD2-CE2	-5.77	116.69	121.30
1	3N	173	ARG	O-C-N	-5.77	113.47	122.70
1	3O	164	TYR	CB-CG-CD2	-5.77	117.54	121.00
1	4k	11	VAL	CA-CB-CG2	-5.77	102.25	110.90
1	58	215	MET	CG-SD-CE	-5.77	90.97	100.20
1	5c	169	TYR	CB-CG-CD1	-5.77	117.54	121.00
1	5Z	97	ARG	NE-CZ-NH2	-5.77	117.42	120.30
1	6I	200	THR	CA-CB-OG1	5.77	121.11	109.00
1	6L	229	ARG	NE-CZ-NH2	5.77	123.18	120.30
1	6Y	167	ARG	CD-NE-CZ	5.77	131.67	123.60
1	7i	5	ASN	N-CA-CB	-5.77	100.22	110.60
1	7l	132	ARG	NE-CZ-NH1	5.77	123.18	120.30
1	7K	229	ARG	NE-CZ-NH1	5.77	123.18	120.30
1	8S	209	ALA	CB-CA-C	-5.77	101.45	110.10
1	9q	186	THR	CA-CB-CG2	-5.77	104.33	112.40
1	ar	211	LEU	CB-CG-CD1	5.77	120.81	111.00

Continued on next page...

Continued from previous page...

Mol	Chain	Res	Type	Atoms	Z	Observed(°)	Ideal(°)
1	aP	150	ILE	N-CA-C	5.77	126.57	111.00
1	aT	164	TYR	N-CA-C	5.77	126.57	111.00
1	15	132	ARG	NE-CZ-NH1	5.77	123.18	120.30
1	bu	167	ARG	NE-CZ-NH2	-5.77	117.42	120.30
1	bQ	71	GLU	N-CA-CB	5.77	120.98	110.60
1	bW	92	GLU	OE1-CD-OE2	-5.77	116.38	123.30
1	c3	164	TYR	CB-CG-CD2	-5.77	117.54	121.00
1	cN	161	PHE	O-C-N	-5.77	113.47	122.70
1	dp	164	TYR	CD1-CE1-CZ	-5.77	114.61	119.80
1	ek	45	GLU	OE1-CD-OE2	-5.77	116.38	123.30
1	eN	36	VAL	CA-CB-CG1	5.77	119.55	110.90
1	eR	138	LEU	O-C-N	-5.77	113.47	122.70
1	h	169	TYR	CB-CG-CD1	5.77	124.46	121.00
1	w	86	VAL	CA-CB-CG2	5.77	119.55	110.90
1	gH	167	ARG	NE-CZ-NH2	-5.77	117.42	120.30
1	1G	102	SER	N-CA-CB	5.77	119.15	110.50
1	i1	31	ALA	CB-CA-C	5.77	118.75	110.10
1	iC	150	ILE	O-C-N	-5.77	113.47	122.70
1	iS	145	TYR	O-C-N	-5.77	113.47	122.70
1	j5	197	ASP	CB-CG-OD2	5.77	123.49	118.30
1	kh	208	ALA	N-CA-CB	5.77	118.17	110.10
1	ki	132	ARG	NE-CZ-NH2	-5.77	117.42	120.30
1	kJ	175	GLU	C-N-CA	5.77	136.11	121.70
1	kS	167	ARG	NE-CZ-NH2	-5.77	117.42	120.30
1	l8	147	PRO	N-CD-CG	5.77	111.85	103.20
1	3g	164	TYR	CG-CD2-CE2	-5.77	116.69	121.30
1	3l	218	CYS	N-CA-CB	5.77	120.98	110.60
1	5o	193	ASN	CB-CA-C	-5.77	98.87	110.40
1	7b	66	MET	CG-SD-CE	-5.77	90.97	100.20
1	8F	103	ASP	CB-CG-OD2	-5.77	113.11	118.30
1	94	3	VAL	CG1-CB-CG2	-5.77	101.67	110.90
1	9Z	66	MET	O-C-N	-5.77	113.47	122.70
1	12	6	LEU	CB-CG-CD1	5.77	120.80	111.00
1	15	130	TYR	CD1-CE1-CZ	5.77	124.99	119.80
1	be	50	GLN	CA-CB-CG	5.77	126.08	113.40
1	bj	20	LEU	O-C-N	-5.77	113.47	122.70
1	bF	63	GLN	CB-CA-C	5.77	121.93	110.40
1	c6	163	ASP	CB-CG-OD1	5.77	123.49	118.30
1	cn	103	ASP	CB-CG-OD2	-5.77	113.11	118.30
1	1i	228	ALA	CB-CA-C	-5.77	101.45	110.10
1	d6	184	TRP	NE1-CE2-CD2	5.77	113.07	107.30
1	dC	87	HIS	N-CA-CB	5.77	120.98	110.60

Continued on next page...

Continued from previous page...

Mol	Chain	Res	Type	Atoms	Z	Observed(°)	Ideal(°)
1	eT	31	ALA	N-CA-CB	5.77	118.17	110.10
1	fQ	21	ASN	N-CA-CB	-5.77	100.22	110.60
1	2	130	TYR	CB-CG-CD2	-5.77	117.54	121.00
1	gq	32	PHE	CG-CD1-CE1	-5.76	114.46	120.80
1	gC	82	ARG	NH1-CZ-NH2	-5.76	113.06	119.40
1	iJ	168	PHE	CB-CG-CD1	-5.76	116.76	120.80
1	iL	35	GLU	O-C-N	-5.76	113.48	122.70
1	j3	40	PHE	CB-CG-CD2	-5.76	116.76	120.80
1	jx	66	MET	CG-SD-CE	-5.76	90.98	100.20
1	kt	82	ARG	NH1-CZ-NH2	5.76	125.74	119.40
1	lO	100	ARG	CD-NE-CZ	5.76	131.67	123.60
1	2y	162	ARG	NE-CZ-NH2	-5.76	117.42	120.30
1	2R	68	MET	CG-SD-CE	5.76	109.42	100.20
1	2Z	98	GLU	CA-C-N	5.76	133.24	117.10
1	40	174	ALA	N-CA-CB	-5.76	102.03	110.10
1	4z	97	ARG	NH1-CZ-NH2	-5.76	113.06	119.40
1	4G	97	ARG	NE-CZ-NH2	-5.76	117.42	120.30
1	4Q	138	LEU	CB-CG-CD1	-5.76	101.20	111.00
1	4Q	184	TRP	CB-CG-CD1	-5.76	119.51	127.00
1	5A	148	THR	CA-CB-CG2	5.76	120.47	112.40
1	5U	214	MET	CG-SD-CE	-5.76	90.98	100.20
1	86	218	CYS	N-CA-CB	5.76	120.98	110.60
1	8a	180	GLU	N-CA-CB	5.76	120.98	110.60
1	8y	173	ARG	NE-CZ-NH1	5.76	123.18	120.30
1	9Y	145	TYR	CB-CG-CD1	5.76	124.46	121.00
1	b5	114	GLN	N-CA-CB	-5.76	100.22	110.60
1	19	70	LYS	CB-CA-C	5.76	121.93	110.40
1	bT	229	ARG	NE-CZ-NH1	5.76	123.18	120.30
1	co	221	VAL	CG1-CB-CG2	-5.76	101.68	110.90
1	1e	186	THR	N-CA-CB	5.76	121.25	110.30
1	cv	164	TYR	CB-CG-CD2	-5.76	117.54	121.00
1	cy	105	ALA	N-CA-CB	-5.76	102.03	110.10
1	cI	119	THR	C-N-CA	5.76	136.11	121.70
1	cM	228	ALA	N-CA-CB	-5.76	102.03	110.10
1	d0	165	VAL	CA-CB-CG2	-5.76	102.25	110.90
1	d1	216	THR	CA-CB-CG2	5.76	120.47	112.40
1	e2	164	TYR	CG-CD2-CE2	5.76	125.91	121.30
1	eb	136	LEU	N-CA-CB	-5.76	98.87	110.40
1	fH	154	ARG	NE-CZ-NH2	5.76	123.18	120.30
1	1G	27	VAL	CA-CB-CG2	-5.76	102.25	110.90
1	gX	169	TYR	CG-CD2-CE2	-5.76	116.69	121.30
1	h9	173	ARG	NH1-CZ-NH2	5.76	125.74	119.40

Continued on next page...

Continued from previous page...

Mol	Chain	Res	Type	Atoms	Z	Observed(°)	Ideal(°)
1	hj	64	ALA	CB-CA-C	-5.76	101.46	110.10
1	is	19	THR	CA-CB-CG2	5.76	120.47	112.40
1	j6	152	ASP	CB-CG-OD1	5.76	123.49	118.30
1	jr	103	ASP	CB-CG-OD1	5.76	123.49	118.30
1	l0	229	ARG	NE-CZ-NH1	5.76	123.18	120.30
1	l8	42	ALA	O-C-N	-5.76	113.48	122.70
1	ln	22	ALA	CB-CA-C	-5.76	101.45	110.10
1	2b	28	GLU	OE1-CD-OE2	-5.76	116.39	123.30
1	2M	115	ILE	O-C-N	-5.76	113.40	123.20
1	3d	164	TYR	CB-CG-CD2	5.76	124.46	121.00
1	68	96	MET	O-C-N	-5.76	113.48	122.70
1	8p	45	GLU	OE1-CD-OE2	-5.76	116.38	123.30
1	9R	133	TRP	CB-CG-CD2	-5.76	119.11	126.60
1	ab	108	THR	CA-CB-CG2	-5.76	104.33	112.40
1	bZ	97	ARG	NE-CZ-NH1	5.76	123.18	120.30
1	cj	83	LEU	O-C-N	-5.76	113.48	122.70
1	ct	211	LEU	CB-CG-CD2	5.76	120.80	111.00
1	e5	181	VAL	CA-CB-CG2	-5.76	102.26	110.90
1	lA	103	ASP	CB-CG-OD2	-5.76	113.11	118.30
1	gM	26	VAL	CA-CB-CG1	5.76	119.54	110.90
1	hi	130	TYR	CB-CG-CD1	5.76	124.46	121.00
1	hr	32	PHE	CB-CA-C	5.76	121.92	110.40
1	hE	214	MET	CG-SD-CE	-5.76	90.98	100.20
1	ic	18	ARG	NH1-CZ-NH2	-5.76	113.06	119.40
1	ic	185	MET	CG-SD-CE	-5.76	90.98	100.20
1	iA	167	ARG	NE-CZ-NH1	5.76	123.18	120.30
1	iG	119	THR	CA-CB-CG2	-5.76	104.33	112.40
1	k6	29	GLU	OE1-CD-OE2	-5.76	116.39	123.30
1	kdl	80	TRP	CE2-CD2-CG	-5.76	102.69	107.30
1	kG	177	ALA	N-CA-CB	-5.76	102.03	110.10
1	28	173	ARG	NE-CZ-NH1	-5.76	117.42	120.30
1	lB	162	ARG	CB-CA-C	5.76	121.92	110.40
1	lC	211	LEU	CB-CA-C	5.76	121.14	110.20
1	3m	3	VAL	CA-CB-CG2	-5.76	102.26	110.90
1	3w	217	ALA	CB-CA-C	-5.76	101.46	110.10
1	42	152	ASP	CB-CG-OD1	-5.76	113.11	118.30
1	48	17	PRO	N-CA-CB	5.76	110.22	103.30
1	4b	228	ALA	N-CA-CB	5.76	118.17	110.10
1	4f	96	MET	CG-SD-CE	-5.76	90.98	100.20
1	4B	9	GLN	O-C-N	-5.76	113.48	122.70
1	4Y	218	CYS	O-C-N	-5.76	113.48	122.70
1	5L	229	ARG	NH1-CZ-NH2	-5.76	113.06	119.40

Continued on next page...

Continued from previous page...

Mol	Chain	Res	Type	Atoms	Z	Observed(°)	Ideal(°)
1	6d	194	ALA	N-CA-CB	5.76	118.17	110.10
1	6U	100	ARG	NE-CZ-NH2	5.76	123.18	120.30
1	7h	173	ARG	NE-CZ-NH1	-5.76	117.42	120.30
1	84	29	GLU	OE1-CD-OE2	-5.76	116.39	123.30
1	8v	24	VAL	CA-CB-CG2	-5.76	102.26	110.90
1	8w	14	ALA	N-CA-CB	-5.76	102.03	110.10
1	9l	228	ALA	CB-CA-C	-5.76	101.46	110.10
1	9n	56	LEU	CB-CG-CD2	5.76	120.80	111.00
1	Y	54	THR	O-C-N	-5.76	113.48	122.70
1	9Q	76	GLU	OE1-CD-OE2	-5.76	116.39	123.30
1	an	78	ALA	CB-CA-C	-5.76	101.46	110.10
1	at	164	TYR	CB-CG-CD1	-5.76	117.54	121.00
1	l2	18	ARG	N-CA-CB	5.76	120.97	110.60
1	av	78	ALA	CB-CA-C	5.76	118.74	110.10
1	aB	179	GLN	O-C-N	-5.76	113.48	122.70
1	aO	76	GLU	OE1-CD-OE2	-5.76	116.39	123.30
1	bS	23	TRP	CG-CD2-CE3	5.76	139.09	133.90
1	c2	218	CYS	CB-CA-C	5.76	121.92	110.40
1	ca	103	ASP	N-CA-CB	-5.76	100.23	110.60
1	le	230	VAL	CG1-CB-CG2	-5.76	101.68	110.90
1	cz	82	ARG	NE-CZ-NH1	5.76	123.18	120.30
1	do	152	ASP	CB-CG-OD2	5.76	123.49	118.30
1	e3	169	TYR	CB-CG-CD2	-5.76	117.54	121.00
1	eG	160	PRO	N-CA-CB	-5.76	96.26	102.60
1	lu	59	VAL	CA-CB-CG1	5.76	119.54	110.90
1	fg	100	ARG	NH1-CZ-NH2	-5.76	113.06	119.40
1	g	177	ALA	CB-CA-C	5.76	118.74	110.10
1	n	154	ARG	NE-CZ-NH2	-5.76	117.42	120.30
1	D	23	TRP	CD1-NE1-CE2	5.76	114.19	109.00
1	ha	168	PHE	O-C-N	-5.76	113.48	122.70
1	hu	215	MET	CG-SD-CE	-5.76	90.98	100.20
1	hx	48	THR	CA-CB-CG2	-5.76	104.34	112.40
1	i2	26	VAL	CA-CB-CG2	5.76	119.54	110.90
1	lN	117	TRP	CD1-CG-CD2	5.76	110.91	106.30
1	i7	173	ARG	NE-CZ-NH2	-5.76	117.42	120.30
1	ic	227	LYS	O-C-N	-5.76	113.48	122.70
1	ig	167	ARG	NE-CZ-NH1	5.76	123.18	120.30
1	j4	42	ALA	N-CA-CB	-5.76	102.04	110.10
1	je	23	TRP	CB-CG-CD2	-5.76	119.11	126.60
1	lB	163	ASP	CB-CG-OD1	5.76	123.48	118.30
1	lF	143	ARG	O-C-N	-5.76	113.49	122.70
1	2f	172	LEU	CB-CA-C	-5.76	99.25	110.20

Continued on next page...

Continued from previous page...

Mol	Chain	Res	Type	Atoms	Z	Observed(°)	Ideal(°)
1	2w	23	TRP	CD1-CG-CD2	5.76	110.91	106.30
1	2C	41	SER	CA-C-N	5.76	129.87	117.20
1	32	40	PHE	CB-CG-CD1	-5.76	116.77	120.80
1	3z	197	ASP	CB-CG-OD1	5.76	123.48	118.30
1	3K	118	MET	CG-SD-CE	-5.76	90.99	100.20
1	4O	97	ARG	NH1-CZ-NH2	-5.76	113.06	119.40
1	5v	126	VAL	CA-CB-CG1	-5.76	102.26	110.90
1	5I	56	LEU	CB-CA-C	-5.76	99.26	110.20
1	7a	132	ARG	CD-NE-CZ	5.76	131.66	123.60
1	7x	130	TYR	CG-CD1-CE1	-5.76	116.69	121.30
1	80	132	ARG	NE-CZ-NH1	-5.76	117.42	120.30
1	83	168	PHE	CB-CG-CD2	-5.76	116.77	120.80
1	8g	188	THR	N-CA-CB	5.76	121.24	110.30
1	8t	117	TRP	CD1-CG-CD2	-5.76	101.69	106.30
1	98	169	TYR	CD1-CE1-CZ	5.76	124.98	119.80
1	bq	203	LYS	O-C-N	-5.76	113.48	122.70
1	cg	166	ASP	CB-CG-OD2	-5.76	113.12	118.30
1	d2	88	ALA	CA-C-N	5.76	127.72	116.20
1	dR	162	ARG	NH1-CZ-NH2	-5.76	113.06	119.40
1	1n	129	ILE	CA-CB-CG2	5.76	122.42	110.90
1	fG	142	VAL	CA-CB-CG2	5.76	119.54	110.90
1	j	100	ARG	NE-CZ-NH1	5.76	123.18	120.30
1	3	56	LEU	CB-CG-CD2	-5.76	101.21	111.00
1	O	55	MET	CG-SD-CE	-5.76	90.99	100.20
1	hi	221	VAL	CG1-CB-CG2	-5.76	101.69	110.90
1	ik	103	ASP	OD1-CG-OD2	-5.76	112.36	123.30
1	k5	216	THR	CA-CB-CG2	-5.76	104.34	112.40
1	lb	214	MET	CG-SD-CE	-5.76	90.99	100.20
1	3E	130	TYR	CB-CG-CD2	5.76	124.45	121.00
1	4B	181	VAL	CA-CB-CG2	-5.76	102.26	110.90
1	4H	144	MET	CG-SD-CE	-5.76	90.99	100.20
1	4I	152	ASP	CB-CG-OD1	5.76	123.48	118.30
1	6m	161	PHE	CD1-CE1-CZ	-5.76	113.19	120.10
1	7k	178	SER	O-C-N	-5.76	113.49	122.70
1	86	97	ARG	NE-CZ-NH2	-5.76	117.42	120.30
1	9c	18	ARG	NE-CZ-NH1	5.76	123.18	120.30
1	9o	69	LEU	O-C-N	-5.76	113.49	122.70
1	bV	120	HIS	CA-CB-CG	5.76	123.39	113.60
1	cq	188	THR	N-CA-CB	5.76	121.24	110.30
1	dI	205	LEU	C-N-CA	5.76	134.39	122.30
1	dY	164	TYR	CD1-CE1-CZ	5.76	124.98	119.80
1	1t	164	TYR	N-CA-CB	5.76	120.96	110.60

Continued on next page...

Continued from previous page...

Mol	Chain	Res	Type	Atoms	Z	Observed(°)	Ideal(°)
1	eX	143	ARG	NE-CZ-NH2	-5.76	117.42	120.30
1	fk	132	ARG	NE-CZ-NH1	5.76	123.18	120.30
1	gL	152	ASP	CB-CG-OD1	5.76	123.48	118.30
1	gV	133	TRP	CD1-CG-CD2	5.76	110.91	106.30
1	hr	132	ARG	CG-CD-NE	-5.76	99.71	111.80
1	hU	123	PRO	N-CA-CB	-5.76	96.27	102.60
1	jo	82	ARG	CA-CB-CG	5.76	126.06	113.40
1	kc	108	THR	CA-CB-CG2	-5.76	104.34	112.40
1	kA	166	ASP	N-CA-CB	-5.76	100.24	110.60
1	kX	164	TYR	CD1-CG-CD2	5.76	124.23	117.90
1	lo	197	ASP	CB-CG-OD2	5.76	123.48	118.30
1	2K	86	VAL	CA-CB-CG1	5.76	119.53	110.90
1	44	74	ASN	CB-CG-OD1	5.76	133.11	121.60
1	4k	145	TYR	CG-CD1-CE1	-5.76	116.69	121.30
1	5N	32	PHE	CB-CG-CD1	-5.76	116.77	120.80
1	6C	188	THR	O-C-N	-5.76	113.49	122.70
1	6R	16	SER	N-CA-CB	5.76	119.14	110.50
1	74	188	THR	N-CA-CB	5.76	121.24	110.30
1	7j	118	MET	CG-SD-CE	-5.76	90.99	100.20
1	7O	117	TRP	CB-CG-CD1	-5.76	119.52	127.00
1	7O	154	ARG	NH1-CZ-NH2	-5.76	113.07	119.40
1	a2	119	THR	CA-CB-CG2	-5.76	104.34	112.40
1	bV	229	ARG	NE-CZ-NH1	5.76	123.18	120.30
1	cI	108	THR	CA-CB-CG2	-5.76	104.34	112.40
1	cS	154	ARG	NE-CZ-NH2	-5.76	117.42	120.30
1	db	163	ASP	CB-CG-OD1	5.76	123.48	118.30
1	dc	145	TYR	CB-CG-CD2	-5.76	117.55	121.00
1	do	5	ASN	C-N-CA	5.76	136.09	121.70
1	dT	188	THR	C-N-CA	5.76	136.09	121.70
1	e7	133	TRP	CG-CD2-CE3	-5.76	128.72	133.90
1	1s	164	TYR	CB-CG-CD1	-5.76	117.55	121.00
1	eT	33	SER	N-CA-CB	-5.76	101.86	110.50
1	v	13	GLN	O-C-N	-5.76	113.49	122.70
1	B	164	TYR	CB-CG-CD2	-5.76	117.55	121.00
1	5	66	MET	CG-SD-CE	-5.76	90.99	100.20
1	gu	169	TYR	CB-CG-CD2	-5.75	117.55	121.00
1	hl	161	PHE	CB-CG-CD1	-5.75	116.77	120.80
1	hR	100	ARG	O-C-N	-5.75	113.42	123.20
1	i2	173	ARG	NE-CZ-NH1	5.75	123.18	120.30
1	i4	42	ALA	CB-CA-C	-5.75	101.47	110.10
1	iW	54	THR	O-C-N	-5.75	113.49	122.70
1	j1	54	THR	OG1-CB-CG2	-5.75	96.76	110.00

Continued on next page...

Continued from previous page...

Mol	Chain	Res	Type	Atoms	Z	Observed(°)	Ideal(°)
1	kW	143	ARG	NH1-CZ-NH2	-5.75	113.07	119.40
1	ln	80	TRP	NE1-CE2-CZ2	-5.75	124.07	130.40
1	2e	97	ARG	NE-CZ-NH1	-5.75	117.42	120.30
1	3Y	32	PHE	CB-CA-C	5.75	121.91	110.40
1	49	32	PHE	CB-CG-CD1	-5.75	116.77	120.80
1	5I	202	LEU	CB-CG-CD2	5.75	120.78	111.00
1	6j	212	GLU	OE1-CD-OE2	-5.75	116.39	123.30
1	8f	32	PHE	CG-CD2-CE2	5.75	127.13	120.80
1	9O	97	ARG	NH1-CZ-NH2	-5.75	113.07	119.40
1	16	229	ARG	NH1-CZ-NH2	-5.75	113.07	119.40
1	b8	161	PHE	CD1-CE1-CZ	5.75	127.01	120.10
1	bl	218	CYS	N-CA-CB	5.75	120.96	110.60
1	1q	11	VAL	CA-CB-CG1	5.75	119.53	110.90
1	gY	48	THR	CA-C-N	5.75	133.21	117.10
1	hQ	100	ARG	NH1-CZ-NH2	-5.75	113.07	119.40
1	iv	100	ARG	NE-CZ-NH2	-5.75	117.42	120.30
1	j3	82	ARG	NE-CZ-NH2	-5.75	117.42	120.30
1	ke	194	ALA	N-CA-CB	5.75	118.15	110.10
1	kC	197	ASP	CB-CG-OD1	5.75	123.48	118.30
1	lc	81	ASP	CB-CG-OD1	5.75	123.48	118.30
1	lr	115	ILE	CB-CA-C	-5.75	100.09	111.60
1	2G	81	ASP	CB-CG-OD2	-5.75	113.12	118.30
1	35	162	ARG	NH1-CZ-NH2	-5.75	113.07	119.40
1	3E	186	THR	N-CA-CB	5.75	121.23	110.30
1	4p	18	ARG	NE-CZ-NH2	5.75	123.18	120.30
1	4Q	45	GLU	OE1-CD-OE2	-5.75	116.39	123.30
1	4W	162	ARG	NH1-CZ-NH2	-5.75	113.07	119.40
1	50	117	TRP	CD1-CG-CD2	5.75	110.90	106.30
1	6g	88	ALA	CB-CA-C	-5.75	101.47	110.10
1	6Y	42	ALA	N-CA-CB	-5.75	102.05	110.10
1	78	42	ALA	CB-CA-C	-5.75	101.47	110.10
1	7D	164	TYR	CA-CB-CG	5.75	124.33	113.40
1	80	130	TYR	CB-CG-CD2	5.75	124.45	121.00
1	82	229	ARG	NE-CZ-NH1	5.75	123.18	120.30
1	84	48	THR	CA-CB-CG2	-5.75	104.34	112.40
1	8i	173	ARG	NE-CZ-NH1	5.75	123.18	120.30
1	8l	164	TYR	CB-CG-CD1	-5.75	117.55	121.00
1	8G	208	ALA	O-C-N	-5.75	113.50	122.70
1	8V	145	TYR	CB-CG-CD2	5.75	124.45	121.00
1	9p	164	TYR	CB-CG-CD1	-5.75	117.55	121.00
1	9x	166	ASP	CB-CG-OD1	5.75	123.48	118.30
1	9S	105	ALA	O-C-N	-5.75	113.42	123.20

Continued on next page...

Continued from previous page...

Mol	Chain	Res	Type	Atoms	Z	Observed(°)	Ideal(°)
1	14	145	TYR	CB-CG-CD2	-5.75	117.55	121.00
1	bf	48	THR	N-CA-CB	5.75	121.23	110.30
1	bo	105	ALA	CB-CA-C	5.75	118.73	110.10
1	bQ	184	TRP	CB-CG-CD1	-5.75	119.52	127.00
1	ca	19	THR	CA-C-O	5.75	132.18	120.10
1	cf	103	ASP	CB-CG-OD1	5.75	123.48	118.30
1	cX	142	VAL	CA-CB-CG2	-5.75	102.27	110.90
1	dm	218	CYS	N-CA-CB	5.75	120.95	110.60
1	dQ	18	ARG	CA-CB-CG	5.75	126.06	113.40
1	ln	145	TYR	CG-CD1-CE1	-5.75	116.70	121.30
1	dX	166	ASP	CB-CA-C	5.75	121.91	110.40
1	e0	130	TYR	O-C-N	-5.75	113.50	122.70
1	e1	110	THR	O-C-N	-5.75	113.49	122.70
1	fX	103	ASP	CB-CG-OD2	-5.75	113.12	118.30
1	X	81	ASP	CB-CG-OD2	5.75	123.48	118.30
1	X	139	ASN	N-CA-CB	-5.75	100.25	110.60
1	gy	100	ARG	NH1-CZ-NH2	5.75	125.73	119.40
1	hn	135	ILE	CG1-CB-CG2	-5.75	98.75	111.40
1	hs	118	MET	O-C-N	-5.75	113.50	122.70
1	hs	132	ARG	NH1-CZ-NH2	-5.75	113.07	119.40
1	i8	103	ASP	CA-CB-CG	-5.75	100.75	113.40
1	iq	143	ARG	NE-CZ-NH2	-5.75	117.42	120.30
1	iu	97	ARG	NH1-CZ-NH2	-5.75	113.07	119.40
1	iR	82	ARG	NE-CZ-NH1	5.75	123.18	120.30
1	kw	18	ARG	CD-NE-CZ	5.75	131.65	123.60
1	24	100	ARG	NE-CZ-NH1	5.75	123.17	120.30
1	l6	223	GLY	N-CA-C	5.75	127.48	113.10
1	lR	22	ALA	N-CA-CB	5.75	118.15	110.10
1	2p	197	ASP	CB-CG-OD1	5.75	123.48	118.30
1	2F	211	LEU	CB-CG-CD1	5.75	120.78	111.00
1	3J	80	TRP	CE3-CZ3-CH2	-5.75	114.87	121.20
1	3K	31	ALA	CB-CA-C	5.75	118.73	110.10
1	49	117	TRP	CG-CD2-CE3	-5.75	128.72	133.90
1	4n	166	ASP	CB-CG-OD2	5.75	123.48	118.30
1	4G	36	VAL	CA-CB-CG2	5.75	119.53	110.90
1	50	142	VAL	CA-CB-CG1	5.75	119.53	110.90
1	58	80	TRP	CB-CG-CD1	-5.75	119.52	127.00
1	5j	47	ALA	CB-CA-C	5.75	118.73	110.10
1	5Y	56	LEU	CB-CG-CD2	5.75	120.78	111.00
1	6i	40	PHE	CB-CG-CD2	5.75	124.83	120.80
1	6E	175	GLU	O-C-N	-5.75	113.50	122.70
1	6N	178	SER	O-C-N	-5.75	113.50	122.70

Continued on next page...

Continued from previous page...

Mol	Chain	Res	Type	Atoms	Z	Observed(°)	Ideal(°)
1	76	68	MET	O-C-N	-5.75	113.50	122.70
1	7v	169	TYR	CG-CD1-CE1	-5.75	116.70	121.30
1	8L	184	TRP	CB-CG-CD1	-5.75	119.52	127.00
1	9d	119	THR	CA-CB-CG2	-5.75	104.35	112.40
1	9k	189	LEU	CB-CG-CD1	5.75	120.78	111.00
1	al	100	ARG	NH1-CZ-NH2	5.75	125.73	119.40
1	bB	169	TYR	CD1-CE1-CZ	5.75	124.98	119.80
1	19	62	HIS	CA-CB-CG	-5.75	103.82	113.60
1	1b	162	ARG	CD-NE-CZ	5.75	131.65	123.60
1	bY	162	ARG	NE-CZ-NH1	5.75	123.18	120.30
1	c2	40	PHE	CD1-CE1-CZ	-5.75	113.20	120.10
1	cp	184	TRP	O-C-N	-5.75	113.50	122.70
1	cC	126	VAL	CA-CB-CG1	-5.75	102.27	110.90
1	d3	132	ARG	NE-CZ-NH2	-5.75	117.42	120.30
1	dB	76	GLU	OE1-CD-OE2	-5.75	116.40	123.30
1	e2	209	ALA	N-CA-CB	5.75	118.15	110.10
1	1r	86	VAL	CA-CB-CG2	-5.75	102.27	110.90
1	eI	66	MET	CG-SD-CE	-5.75	91.00	100.20
1	f9	152	ASP	CB-CG-OD2	-5.75	113.12	118.30
1	fo	69	LEU	CB-CG-CD2	5.75	120.78	111.00
1	1A	71	GLU	OE1-CD-OE2	-5.75	116.40	123.30
1	a	188	THR	CA-CB-CG2	-5.75	104.35	112.40
1	gj	62	HIS	N-CA-CB	5.75	120.95	110.60
1	gD	100	ARG	CD-NE-CZ	5.75	131.65	123.60
1	gI	145	TYR	CB-CG-CD1	5.75	124.45	121.00
1	gL	32	PHE	CA-CB-CG	-5.75	100.10	113.90
1	hm	173	ARG	NH1-CZ-NH2	-5.75	113.08	119.40
1	kR	168	PHE	CZ-CE2-CD2	-5.75	113.20	120.10
1	36	18	ARG	NE-CZ-NH2	-5.75	117.42	120.30
1	37	130	TYR	CB-CG-CD2	-5.75	117.55	121.00
1	3R	2	ILE	O-C-N	-5.75	113.50	122.70
1	4O	119	THR	CA-CB-CG2	-5.75	104.35	112.40
1	6s	18	ARG	O-C-N	-5.75	113.50	122.70
1	6V	186	THR	CA-CB-CG2	-5.75	104.35	112.40
1	8n	18	ARG	CD-NE-CZ	5.75	131.65	123.60
1	8s	44	SER	CB-CA-C	-5.75	99.17	110.10
1	9n	23	TRP	CG-CD2-CE3	5.75	139.07	133.90
1	bd	167	ARG	NE-CZ-NH2	-5.75	117.42	120.30
1	bp	184	TRP	CH2-CZ2-CE2	-5.75	111.65	117.40
1	bK	163	ASP	CB-CG-OD1	5.75	123.47	118.30
1	ex	128	GLU	OE1-CD-OE2	-5.75	116.40	123.30
1	gq	200	THR	CA-CB-CG2	-5.75	104.35	112.40

Continued on next page...

Continued from previous page...

Mol	Chain	Res	Type	Atoms	Z	Observed(°)	Ideal(°)
1	gE	129	ILE	O-C-N	-5.75	113.50	122.70
1	1F	40	PHE	CB-CG-CD2	-5.75	116.78	120.80
1	gM	200	THR	O-C-N	-5.75	113.50	122.70
1	hr	147	PRO	CA-N-CD	-5.75	103.45	111.50
1	hT	144	MET	CG-SD-CE	-5.75	91.00	100.20
1	hY	26	VAL	CB-CA-C	5.75	122.32	111.40
1	i8	43	LEU	CB-CA-C	5.75	121.12	110.20
1	is	23	TRP	CB-CG-CD2	5.75	134.07	126.60
1	iv	4	GLN	O-C-N	-5.75	113.50	122.70
1	iN	133	TRP	CG-CD2-CE3	5.75	139.07	133.90
1	jk	191	VAL	CA-CB-CG1	5.75	119.52	110.90
1	ka	56	LEU	CB-CG-CD2	5.75	120.77	111.00
1	lj	161	PHE	CB-CG-CD1	-5.75	116.78	120.80
1	lA	180	GLU	O-C-N	-5.75	113.50	122.70
1	lB	154	ARG	NE-CZ-NH1	5.75	123.17	120.30
1	2e	145	TYR	CB-CG-CD2	-5.75	117.55	121.00
1	32	152	ASP	CB-CG-OD2	5.75	123.47	118.30
1	3f	71	GLU	OE1-CD-OE2	-5.75	116.40	123.30
1	3s	130	TYR	CG-CD1-CE1	-5.75	116.70	121.30
1	3D	173	ARG	NE-CZ-NH1	5.75	123.17	120.30
1	3L	184	TRP	CB-CG-CD2	5.75	134.07	126.60
1	3O	167	ARG	NH1-CZ-NH2	-5.75	113.08	119.40
1	3R	54	THR	O-C-N	-5.75	113.50	122.70
1	3Y	200	THR	CA-CB-CG2	5.75	120.45	112.40
1	44	162	ARG	NE-CZ-NH1	-5.75	117.42	120.30
1	4t	169	TYR	CD1-CE1-CZ	-5.75	114.63	119.80
1	4z	12	HIS	CA-CB-CG	-5.75	103.83	113.60
1	58	154	ARG	CG-CD-NE	-5.75	99.73	111.80
1	5G	165	VAL	CA-CB-CG1	5.75	119.52	110.90
1	5S	18	ARG	NH1-CZ-NH2	-5.75	113.08	119.40
1	61	97	ARG	NE-CZ-NH1	5.75	123.17	120.30
1	71	35	GLU	OE1-CD-OE2	-5.75	116.40	123.30
1	7L	159	GLU	OE1-CD-OE2	-5.75	116.40	123.30
1	8Q	154	ARG	NE-CZ-NH2	-5.75	117.43	120.30
1	a4	55	MET	CG-SD-CE	-5.75	91.00	100.20
1	ay	181	VAL	CG1-CB-CG2	-5.75	101.70	110.90
1	aO	143	ARG	NH1-CZ-NH2	-5.75	113.08	119.40
1	bo	80	TRP	CD2-CE2-CZ2	5.75	129.20	122.30
1	bJ	161	PHE	CB-CG-CD1	-5.75	116.78	120.80
1	c4	166	ASP	CB-CG-OD1	5.75	123.47	118.30
1	cl	146	SER	N-CA-CB	-5.75	101.88	110.50
1	cJ	82	ARG	CA-CB-CG	5.75	126.05	113.40

Continued on next page...

Continued from previous page...

Mol	Chain	Res	Type	Atoms	Z	Observed(°)	Ideal(°)
1	du	168	PHE	CB-CG-CD2	-5.75	116.78	120.80
1	es	48	THR	CA-CB-CG2	-5.75	104.35	112.40
1	eS	26	VAL	CG1-CB-CG2	-5.75	101.70	110.90
1	g3	26	VAL	CA-CB-CG2	-5.75	102.28	110.90
1	p	153	ILE	O-C-N	-5.75	113.50	122.70
1	z	133	TRP	CD1-NE1-CE2	5.75	114.17	109.00
1	C	85	PRO	N-CA-CB	5.75	110.20	103.30
1	I	101	GLY	O-C-N	-5.75	113.50	122.70
1	gb	6	LEU	O-C-N	-5.75	113.50	122.70
1	gC	109	SER	N-CA-CB	5.75	119.12	110.50
1	gV	152	ASP	CB-CG-OD2	-5.75	113.13	118.30
1	hj	23	TRP	CE3-CZ3-CH2	-5.75	114.88	121.20
1	hl	25	LYS	O-C-N	-5.75	113.50	122.70
1	ho	167	ARG	NE-CZ-NH1	5.75	123.17	120.30
1	hy	120	HIS	CA-CB-CG	5.75	123.37	113.60
1	1M	133	TRP	CE2-CD2-CG	-5.75	102.70	107.30
1	i1	142	VAL	O-C-N	-5.75	113.51	122.70
1	is	80	TRP	CB-CG-CD1	5.75	134.47	127.00
1	jJ	191	VAL	CA-CB-CG1	-5.75	102.28	110.90
1	kU	97	ARG	NE-CZ-NH2	5.75	123.17	120.30
1	ll	62	HIS	CA-C-O	5.75	132.17	120.10
1	lA	117	TRP	NE1-CE2-CD2	5.75	113.05	107.30
1	lH	107	THR	CA-CB-CG2	-5.75	104.36	112.40
1	2i	45	GLU	OE1-CD-OE2	-5.75	116.40	123.30
1	2K	31	ALA	N-CA-CB	5.75	118.15	110.10
1	3D	97	ARG	NE-CZ-NH2	-5.75	117.43	120.30
1	44	144	MET	CG-SD-CE	-5.75	91.00	100.20
1	4c	16	SER	N-CA-CB	5.75	119.12	110.50
1	4p	185	MET	CG-SD-CE	-5.75	91.00	100.20
1	4J	167	ARG	CG-CD-NE	-5.75	99.73	111.80
1	52	163	ASP	CB-CG-OD1	-5.75	113.13	118.30
1	5q	71	GLU	CB-CA-C	-5.75	98.91	110.40
1	62	143	ARG	NE-CZ-NH2	-5.75	117.43	120.30
1	7x	144	MET	CG-SD-CE	-5.75	91.00	100.20
1	9f	97	ARG	NE-CZ-NH2	5.75	123.17	120.30
1	9j	152	ASP	O-C-N	-5.75	113.51	122.70
1	a1	39	MET	CG-SD-CE	5.75	109.39	100.20
1	aa	147	PRO	N-CA-CB	-5.75	96.28	102.60
1	aL	202	LEU	CB-CG-CD2	5.75	120.77	111.00
1	be	80	TRP	CB-CG-CD1	-5.75	119.53	127.00
1	bo	219	GLN	CA-CB-CG	5.75	126.04	113.40
1	bM	18	ARG	NE-CZ-NH1	5.75	123.17	120.30

Continued on next page...

Continued from previous page...

Mol	Chain	Res	Type	Atoms	Z	Observed(°)	Ideal(°)
1	cA	55	MET	CA-CB-CG	5.75	123.07	113.30
1	dC	229	ARG	NE-CZ-NH2	-5.75	117.43	120.30
1	dV	18	ARG	NE-CZ-NH1	5.75	123.17	120.30
1	lo	66	MET	CG-SD-CE	-5.75	91.01	100.20
1	ej	80	TRP	CG-CD1-NE1	-5.75	104.35	110.10
1	lq	117	TRP	CD1-NE1-CE2	5.75	114.17	109.00
1	eS	18	ARG	NE-CZ-NH1	5.75	123.17	120.30
1	f3	110	THR	CA-CB-CG2	-5.75	104.36	112.40
1	fe	31	ALA	O-C-N	-5.75	113.50	122.70
1	fp	16	SER	N-CA-CB	-5.75	101.88	110.50
1	fU	145	TYR	CB-CG-CD1	-5.75	117.55	121.00
1	fW	111	LEU	CB-CA-C	5.75	121.12	110.20
1	gA	57	ASN	CA-C-N	5.75	129.84	117.20
1	hr	27	VAL	CA-CB-CG1	-5.75	102.28	110.90
1	iH	120	HIS	CA-CB-CG	5.75	123.37	113.60
1	iS	132	ARG	NE-CZ-NH1	5.75	123.17	120.30
1	ju	164	TYR	CB-CG-CD2	5.75	124.45	121.00
1	kt	143	ARG	NE-CZ-NH2	-5.75	117.43	120.30
1	22	12	HIS	C-N-CA	5.75	136.06	121.70
1	lp	130	TYR	CB-CG-CD2	-5.75	117.55	121.00
1	3J	80	TRP	CD2-CE3-CZ3	5.75	126.27	118.80
1	5Y	169	TYR	CB-CA-C	5.75	121.89	110.40
1	7x	80	TRP	CZ3-CH2-CZ2	-5.75	114.70	121.60
1	8R	197	ASP	N-CA-CB	5.75	120.94	110.60
1	9W	100	ARG	NE-CZ-NH2	-5.75	117.43	120.30
1	a0	145	TYR	CG-CD2-CE2	-5.75	116.70	121.30
1	a6	108	THR	CA-CB-CG2	-5.75	104.36	112.40
1	b8	166	ASP	CB-CG-OD1	-5.75	113.13	118.30
1	cm	40	PHE	CD1-CE1-CZ	5.75	126.99	120.10
1	lk	76	GLU	OE1-CD-OE2	-5.75	116.41	123.30
1	r	82	ARG	NE-CZ-NH1	5.75	123.17	120.30
1	w	154	ARG	NE-CZ-NH1	5.75	123.17	120.30
1	G	103	ASP	CB-CG-OD2	-5.75	113.13	118.30
1	gM	126	VAL	CG1-CB-CG2	-5.74	101.71	110.90
1	gQ	161	PHE	CB-CG-CD2	5.74	124.82	120.80
1	h3	230	VAL	CA-CB-CG1	5.74	119.51	110.90
1	lL	132	ARG	NE-CZ-NH2	-5.74	117.43	120.30
1	ij	100	ARG	NE-CZ-NH2	-5.74	117.43	120.30
1	ik	173	ARG	O-C-N	-5.74	113.51	122.70
1	io	141	ILE	O-C-N	-5.74	113.51	122.70
1	j7	71	GLU	OE1-CD-OE2	-5.74	116.41	123.30
1	ln	173	ARG	NE-CZ-NH2	-5.74	117.43	120.30

Continued on next page...

Continued from previous page...

Mol	Chain	Res	Type	Atoms	Z	Observed(°)	Ideal(°)
1	lp	169	TYR	CB-CG-CD1	5.74	124.45	121.00
1	2h	40	PHE	CB-CG-CD1	5.74	124.82	120.80
1	2h	133	TRP	CG-CD1-NE1	-5.74	104.36	110.10
1	2l	18	ARG	NE-CZ-NH1	5.74	123.17	120.30
1	2R	80	TRP	CH2-CZ2-CE2	5.74	123.14	117.40
1	3u	86	VAL	CB-CA-C	5.74	122.31	111.40
1	4p	148	THR	CA-CB-CG2	-5.74	104.36	112.40
1	4w	159	GLU	OE1-CD-OE2	-5.74	116.41	123.30
1	5v	40	PHE	CB-CG-CD1	-5.74	116.78	120.80
1	5D	10	MET	CG-SD-CE	-5.74	91.01	100.20
1	5Q	86	VAL	CA-CB-CG1	5.74	119.52	110.90
1	6n	172	LEU	N-CA-CB	-5.74	98.91	110.40
1	6C	167	ARG	NH1-CZ-NH2	-5.74	113.08	119.40
1	70	100	ARG	CD-NE-CZ	5.74	131.64	123.60
1	76	180	GLU	N-CA-CB	5.74	120.94	110.60
1	7P	173	ARG	NE-CZ-NH2	5.74	123.17	120.30
1	8E	143	ARG	CD-NE-CZ	5.74	131.64	123.60
1	a4	142	VAL	CA-CB-CG2	-5.74	102.28	110.90
1	ab	166	ASP	CB-CG-OD1	5.74	123.47	118.30
1	ak	86	VAL	CA-CB-CG1	-5.74	102.28	110.90
1	br	18	ARG	NE-CZ-NH1	5.74	123.17	120.30
1	by	171	THR	CA-CB-CG2	-5.74	104.36	112.40
1	c9	6	LEU	CB-CG-CD1	5.74	120.76	111.00
1	cV	40	PHE	CB-CG-CD2	-5.74	116.78	120.80
1	lj	143	ARG	NH1-CZ-NH2	5.74	125.72	119.40
1	dm	110	THR	O-C-N	-5.74	113.51	122.70
1	dE	177	ALA	N-CA-CB	-5.74	102.06	110.10
1	dJ	117	TRP	CB-CG-CD1	5.74	134.47	127.00
1	en	168	PHE	N-CA-CB	5.74	120.94	110.60
1	o	168	PHE	CB-CG-CD2	-5.74	116.78	120.80
1	p	208	ALA	N-CA-CB	-5.74	102.06	110.10
1	C	100	ARG	CA-C-N	5.74	127.69	116.20
1	D	40	PHE	CB-CG-CD2	5.74	124.82	120.80
1	h7	173	ARG	NE-CZ-NH1	5.74	123.17	120.30
1	hi	51	ASP	CB-CG-OD2	5.74	123.47	118.30
1	hT	82	ARG	NH1-CZ-NH2	-5.74	113.08	119.40
1	j9	41	SER	N-CA-CB	5.74	119.11	110.50
1	jU	154	ARG	O-C-N	-5.74	113.51	122.70
1	k6	185	MET	CG-SD-CE	-5.74	91.01	100.20
1	kC	143	ARG	NE-CZ-NH1	5.74	123.17	120.30
1	lG	32	PHE	CB-CG-CD1	-5.74	116.78	120.80
1	3f	70	LYS	O-C-N	-5.74	113.51	122.70

Continued on next page...

Continued from previous page...

Mol	Chain	Res	Type	Atoms	Z	Observed(°)	Ideal(°)
1	48	102	SER	N-CA-CB	5.74	119.11	110.50
1	5X	32	PHE	CB-CG-CD2	5.74	124.82	120.80
1	8C	45	GLU	CB-CA-C	5.74	121.89	110.40
1	9J	144	MET	CG-SD-CE	-5.74	91.01	100.20
1	aO	188	THR	CA-CB-OG1	5.74	121.06	109.00
1	aR	179	GLN	N-CA-CB	5.74	120.94	110.60
1	1q	23	TRP	CE2-CD2-CG	-5.74	102.71	107.30
1	eP	154	ARG	NE-CZ-NH2	5.74	123.17	120.30
1	g	162	ARG	NE-CZ-NH1	5.74	123.17	120.30
1	gW	100	ARG	NH1-CZ-NH2	5.74	125.72	119.40
1	hg	152	ASP	CB-CG-OD2	-5.74	113.13	118.30
1	1L	230	VAL	CG1-CB-CG2	5.74	120.08	110.90
1	hX	159	GLU	CG-CD-OE2	5.74	129.78	118.30
1	i4	165	VAL	CA-CB-CG1	5.74	119.51	110.90
1	jd	110	THR	CA-CB-CG2	-5.74	104.36	112.40
1	kC	185	MET	CG-SD-CE	-5.74	91.02	100.20
1	l7	118	MET	O-C-N	-5.74	113.52	122.70
1	lq	18	ARG	NE-CZ-NH1	5.74	123.17	120.30
1	2y	15	ILE	CA-CB-CG1	5.74	121.91	111.00
1	2Q	110	THR	C-N-CA	5.74	136.05	121.70
1	3e	14	ALA	N-CA-CB	-5.74	102.06	110.10
1	3C	191	VAL	O-C-N	-5.74	113.52	122.70
1	49	154	ARG	NE-CZ-NH1	5.74	123.17	120.30
1	4a	123	PRO	N-CD-CG	5.74	111.81	103.20
1	4v	163	ASP	CB-CG-OD2	5.74	123.47	118.30
1	4w	125	PRO	N-CA-CB	-5.74	96.28	102.60
1	72	48	THR	OG1-CB-CG2	-5.74	96.80	110.00
1	7h	145	TYR	CB-CG-CD2	-5.74	117.56	121.00
1	7y	133	TRP	CE2-CD2-CG	-5.74	102.71	107.30
1	9k	168	PHE	CB-CG-CD1	-5.74	116.78	120.80
1	9n	159	GLU	OE1-CD-OE2	-5.74	116.41	123.30
1	9u	132	ARG	CG-CD-NE	-5.74	99.75	111.80
1	9Y	164	TYR	CG-CD2-CE2	-5.74	116.71	121.30
1	ab	100	ARG	NE-CZ-NH1	5.74	123.17	120.30
1	aE	133	TRP	CB-CG-CD1	5.74	134.46	127.00
1	aT	23	TRP	CE2-CD2-CG	-5.74	102.71	107.30
1	1f	108	THR	CA-CB-CG2	-5.74	104.36	112.40
1	cD	177	ALA	N-CA-CB	-5.74	102.06	110.10
1	e9	154	ARG	NE-CZ-NH1	-5.74	117.43	120.30
1	ei	97	ARG	CB-CA-C	5.74	121.88	110.40
1	eI	145	TYR	N-CA-CB	5.74	120.93	110.60
1	o	184	TRP	CA-CB-CG	5.74	124.61	113.70

Continued on next page...

Continued from previous page...

Mol	Chain	Res	Type	Atoms	Z	Observed(°)	Ideal(°)
1	p	151	LEU	CB-CG-CD1	-5.74	101.24	111.00
1	z	184	TRP	CA-CB-CG	5.74	124.61	113.70
1	gk	80	TRP	CE2-CD2-CG	-5.74	102.71	107.30
1	gk	163	ASP	CB-CG-OD1	5.74	123.46	118.30
1	gE	133	TRP	CH2-CZ2-CE2	-5.74	111.66	117.40
1	i5	224	PRO	C-N-CA	5.74	134.35	122.30
1	j5	169	TYR	CB-CG-CD1	5.74	124.44	121.00
1	jx	103	ASP	CB-CG-OD1	-5.74	113.14	118.30
1	jQ	132	ARG	CD-NE-CZ	5.74	131.63	123.60
1	k1	51	ASP	CB-CG-OD2	-5.74	113.14	118.30
1	kg	42	ALA	N-CA-CB	-5.74	102.07	110.10
1	kL	126	VAL	CG1-CB-CG2	-5.74	101.72	110.90
1	kV	81	ASP	CB-CG-OD1	5.74	123.46	118.30
1	ll	229	ARG	NE-CZ-NH1	5.74	123.17	120.30
1	lu	10	MET	CG-SD-CE	-5.74	91.02	100.20
1	lw	174	ALA	O-C-N	-5.74	113.52	122.70
1	2p	184	TRP	CE3-CZ3-CH2	5.74	127.51	121.20
1	31	204	ALA	N-CA-CB	-5.74	102.07	110.10
1	35	80	TRP	CE2-CD2-CG	-5.74	102.71	107.30
1	4c	213	GLU	OE1-CD-OE2	-5.74	116.41	123.30
1	5i	173	ARG	NH1-CZ-NH2	-5.74	113.09	119.40
1	5V	48	THR	CA-CB-CG2	-5.74	104.37	112.40
1	66	169	TYR	CG-CD2-CE2	-5.74	116.71	121.30
1	6G	143	ARG	NH1-CZ-NH2	5.74	125.71	119.40
1	7j	1	PRO	N-CA-CB	5.74	110.19	103.30
1	7U	132	ARG	NE-CZ-NH2	-5.74	117.43	120.30
1	8b	48	THR	CA-CB-CG2	-5.74	104.37	112.40
1	9G	189	LEU	CB-CA-C	5.74	121.10	110.20
1	9N	143	ARG	NH1-CZ-NH2	-5.74	113.09	119.40
1	a2	129	ILE	O-C-N	-5.74	113.52	122.70
1	aj	14	ALA	CB-CA-C	-5.74	101.49	110.10
1	ap	152	ASP	CB-CG-OD2	5.74	123.47	118.30
1	aL	164	TYR	CG-CD1-CE1	-5.74	116.71	121.30
1	aS	23	TRP	CE3-CZ3-CH2	-5.74	114.89	121.20
1	bj	119	THR	CA-CB-CG2	-5.74	104.36	112.40
1	bw	32	PHE	CB-CG-CD2	5.74	124.82	120.80
1	bZ	97	ARG	NH1-CZ-NH2	-5.74	113.09	119.40
1	d9	184	TRP	NE1-CE2-CD2	5.74	113.04	107.30
1	dw	173	ARG	NH1-CZ-NH2	-5.74	113.09	119.40
1	1m	50	GLN	CB-CA-C	-5.74	98.92	110.40
1	el	55	MET	CG-SD-CE	-5.74	91.02	100.20
1	fU	97	ARG	NE-CZ-NH1	5.74	123.17	120.30

Continued on next page...

Continued from previous page...

Mol	Chain	Res	Type	Atoms	Z	Observed(°)	Ideal(°)
1	B	23	TRP	CB-CG-CD2	5.74	134.06	126.60
1	gE	154	ARG	CD-NE-CZ	5.74	131.63	123.60
1	gE	188	THR	CA-CB-CG2	-5.74	104.37	112.40
1	1H	176	GLN	CB-CA-C	-5.74	98.92	110.40
1	im	154	ARG	NE-CZ-NH1	5.74	123.17	120.30
1	iF	226	HIS	CA-CB-CG	5.74	123.35	113.60
1	j7	87	HIS	N-CA-CB	5.74	120.93	110.60
1	jr	40	PHE	CB-CG-CD2	-5.74	116.78	120.80
1	kh	167	ARG	NH1-CZ-NH2	-5.74	113.09	119.40
1	l3	173	ARG	NE-CZ-NH1	-5.74	117.43	120.30
1	26	136	LEU	CB-CG-CD2	5.74	120.75	111.00
1	3w	142	VAL	CG1-CB-CG2	-5.74	101.72	110.90
1	5Y	88	ALA	N-CA-CB	5.74	118.13	110.10
1	6l	149	SER	O-C-N	-5.74	113.52	122.70
1	6y	168	PHE	CG-CD1-CE1	5.74	127.11	120.80
1	9K	184	TRP	CG-CD1-NE1	-5.74	104.36	110.10
1	bu	6	LEU	O-C-N	-5.74	113.52	122.70
1	cc	51	ASP	CB-CG-OD1	5.74	123.46	118.30
1	di	56	LEU	CB-CA-C	-5.74	99.30	110.20
1	do	32	PHE	CB-CG-CD2	-5.74	116.78	120.80
1	1m	117	TRP	CE2-CD2-CG	5.74	111.89	107.30
1	fq	142	VAL	CA-CB-CG2	-5.74	102.30	110.90
1	h1	162	ARG	CA-CB-CG	5.74	126.02	113.40
1	h1	162	ARG	NE-CZ-NH2	-5.74	117.43	120.30
1	hc	163	ASP	O-C-N	-5.74	113.52	122.70
1	hN	108	THR	CA-CB-CG2	-5.74	104.37	112.40
1	j4	100	ARG	NE-CZ-NH1	5.74	123.17	120.30
1	k2	48	THR	CA-CB-CG2	-5.74	104.37	112.40
1	kq	11	VAL	CG1-CB-CG2	-5.74	101.72	110.90
1	ks	186	THR	CA-CB-CG2	-5.74	104.37	112.40
1	le	24	VAL	CG1-CB-CG2	-5.74	101.72	110.90
1	39	12	HIS	CB-CA-C	-5.74	98.93	110.40
1	3a	143	ARG	NE-CZ-NH2	-5.74	117.43	120.30
1	3h	40	PHE	CB-CG-CD1	5.74	124.81	120.80
1	3H	197	ASP	CB-CG-OD1	5.74	123.46	118.30
1	4Z	59	VAL	CG1-CB-CG2	-5.74	101.72	110.90
1	52	31	ALA	CB-CA-C	5.74	118.70	110.10
1	5a	167	ARG	CD-NE-CZ	5.74	131.63	123.60
1	5x	187	GLU	OE1-CD-OE2	-5.74	116.42	123.30
1	5A	97	ARG	NE-CZ-NH1	5.74	123.17	120.30
1	6z	107	THR	N-CA-CB	5.74	121.20	110.30
1	7f	130	TYR	CD1-CG-CD2	-5.74	111.59	117.90

Continued on next page...

Continued from previous page...

Mol	Chain	Res	Type	Atoms	Z	Observed(°)	Ideal(°)
1	7B	82	ARG	NH1-CZ-NH2	-5.74	113.09	119.40
1	83	133	TRP	CB-CG-CD1	5.74	134.46	127.00
1	83	154	ARG	NE-CZ-NH1	5.74	123.17	120.30
1	9t	162	ARG	CG-CD-NE	-5.74	99.76	111.80
1	9G	19	THR	CA-CB-CG2	5.74	120.43	112.40
1	9H	117	TRP	CH2-CZ2-CE2	5.74	123.14	117.40
1	9N	98	GLU	OE1-CD-OE2	-5.74	116.42	123.30
1	aG	168	PHE	CB-CG-CD2	-5.74	116.78	120.80
1	aH	10	MET	CG-SD-CE	-5.74	91.02	100.20
1	aR	148	THR	O-C-N	5.74	131.88	122.70
1	aV	211	LEU	O-C-N	-5.74	113.53	122.70
1	bu	184	TRP	CB-CG-CD1	5.74	134.46	127.00
1	bW	166	ASP	CB-CG-OD1	-5.74	113.14	118.30
1	cf	164	TYR	CG-CD1-CE1	-5.74	116.71	121.30
1	ci	137	GLY	O-C-N	-5.74	113.52	122.70
1	cQ	130	TYR	CB-CG-CD2	-5.74	117.56	121.00
1	cR	72	THR	OG1-CB-CG2	-5.74	96.81	110.00
1	ee	162	ARG	NE-CZ-NH2	-5.74	117.43	120.30
1	eP	221	VAL	O-C-N	-5.74	113.45	123.20
1	g6	156	GLY	CA-C-O	-5.74	110.28	120.60
1	O	145	TYR	CB-CG-CD2	-5.74	117.56	121.00
1	gY	23	TRP	CD1-CG-CD2	-5.73	101.71	106.30
1	hJ	200	THR	CA-CB-CG2	5.73	120.43	112.40
1	is	79	GLU	OE1-CD-OE2	-5.73	116.42	123.30
1	1X	166	ASP	CB-CG-OD1	-5.73	113.14	118.30
1	kC	84	HIS	N-CA-CB	5.73	120.92	110.60
1	2W	154	ARG	NE-CZ-NH2	-5.73	117.43	120.30
1	3O	9	GLN	O-C-N	-5.73	113.53	122.70
1	4y	80	TRP	CE3-CZ3-CH2	5.73	127.51	121.20
1	4X	194	ALA	N-CA-CB	5.73	118.13	110.10
1	5u	229	ARG	CG-CD-NE	-5.73	99.76	111.80
1	6W	143	ARG	NE-CZ-NH1	5.73	123.17	120.30
1	7b	124	ILE	N-CA-C	-5.73	95.52	111.00
1	7m	80	TRP	CZ3-CH2-CZ2	-5.73	114.72	121.60
1	86	57	ASN	N-CA-CB	5.73	120.92	110.60
1	8y	56	LEU	O-C-N	-5.73	113.53	122.70
1	cW	76	GLU	OE1-CD-OE2	-5.73	116.42	123.30
1	eQ	81	ASP	CB-CG-OD1	5.73	123.46	118.30
1	fj	107	THR	O-C-N	-5.73	113.53	122.70
1	f	117	TRP	CB-CG-CD1	-5.73	119.55	127.00
1	3	23	TRP	CB-CG-CD1	-5.73	119.55	127.00
1	M	56	LEU	CB-CG-CD2	5.73	120.75	111.00

Continued on next page...

Continued from previous page...

Mol	Chain	Res	Type	Atoms	Z	Observed(°)	Ideal(°)
1	5	62	HIS	CB-CA-C	5.73	121.87	110.40
1	gG	132	ARG	NE-CZ-NH1	5.73	123.17	120.30
1	gY	168	PHE	CB-CG-CD2	5.73	124.81	120.80
1	hS	78	ALA	CB-CA-C	5.73	118.70	110.10
1	i6	226	HIS	CA-CB-CG	5.73	123.34	113.60
1	iG	23	TRP	CG-CD1-NE1	-5.73	104.37	110.10
1	j4	103	ASP	CB-CG-OD2	5.73	123.46	118.30
1	jM	174	ALA	N-CA-CB	-5.73	102.07	110.10
1	kn	19	THR	N-CA-CB	5.73	121.19	110.30
1	kp	132	ARG	NE-CZ-NH1	5.73	123.17	120.30
1	24	188	THR	N-CA-CB	5.73	121.19	110.30
1	kP	96	MET	O-C-N	-5.73	113.53	122.70
1	l9	75	GLU	O-C-N	-5.73	113.53	122.70
1	2e	47	ALA	CB-CA-C	5.73	118.70	110.10
1	54	40	PHE	CG-CD2-CE2	-5.73	114.50	120.80
1	69	107	THR	CA-CB-CG2	-5.73	104.38	112.40
1	7c	21	ASN	O-C-N	-5.73	113.53	122.70
1	8b	192	GLN	CB-CA-C	-5.73	98.94	110.40
1	8v	173	ARG	NE-CZ-NH1	5.73	123.17	120.30
1	ae	31	ALA	N-CA-CB	5.73	118.13	110.10
1	ag	184	TRP	CB-CG-CD2	5.73	134.05	126.60
1	b5	25	LYS	CA-CB-CG	5.73	126.01	113.40
1	bb	161	PHE	CB-CG-CD2	5.73	124.81	120.80
1	bo	226	HIS	CA-CB-CG	5.73	123.35	113.60
1	bE	82	ARG	NE-CZ-NH2	5.73	123.17	120.30
1	c5	14	ALA	CB-CA-C	5.73	118.70	110.10
1	lc	93	PRO	N-CA-C	5.73	127.00	112.10
1	lf	166	ASP	CB-CG-OD2	5.73	123.46	118.30
1	cB	40	PHE	CD1-CE1-CZ	-5.73	113.22	120.10
1	cW	30	LYS	N-CA-CB	5.73	120.92	110.60
1	d6	96	MET	CG-SD-CE	-5.73	91.03	100.20
1	do	181	VAL	CG1-CB-CG2	-5.73	101.73	110.90
1	ll	80	TRP	CD1-CG-CD2	-5.73	101.71	106.30
1	el	197	ASP	CB-CG-OD1	5.73	123.46	118.30
1	eO	103	ASP	CB-CG-OD2	5.73	123.46	118.30
1	eY	100	ARG	NH1-CZ-NH2	5.73	125.71	119.40
1	fL	173	ARG	NH1-CZ-NH2	-5.73	113.09	119.40
1	fV	109	SER	N-CA-CB	5.73	119.10	110.50
1	g1	23	TRP	CB-CG-CD2	5.73	134.05	126.60
1	m	164	TYR	CG-CD1-CE1	-5.73	116.71	121.30
1	H	184	TRP	CE2-CD2-CG	-5.73	102.71	107.30
1	gp	199	LYS	O-C-N	-5.73	113.53	122.70

Continued on next page...

Continued from previous page...

Mol	Chain	Res	Type	Atoms	Z	Observed(°)	Ideal(°)
1	h1	144	MET	CG-SD-CE	-5.73	91.03	100.20
1	hc	100	ARG	NH1-CZ-NH2	-5.73	113.10	119.40
1	ho	117	TRP	CB-CG-CD1	-5.73	119.55	127.00
1	hC	2	ILE	CA-CB-CG2	5.73	122.36	110.90
1	hH	108	THR	CA-CB-CG2	-5.73	104.38	112.40
1	i4	100	ARG	NE-CZ-NH1	5.73	123.17	120.30
1	i5	152	ASP	CB-CG-OD1	-5.73	113.14	118.30
1	in	108	THR	CA-CB-CG2	-5.73	104.38	112.40
1	iu	168	PHE	CD1-CG-CD2	-5.73	110.85	118.30
1	iA	145	TYR	CZ-CE2-CD2	5.73	124.96	119.80
1	jn	164	TYR	CB-CG-CD1	-5.73	117.56	121.00
1	1W	110	THR	CA-CB-CG2	-5.73	104.38	112.40
1	jC	173	ARG	NE-CZ-NH2	-5.73	117.44	120.30
1	jL	165	VAL	CA-CB-CG1	5.73	119.49	110.90
1	jQ	27	VAL	CG1-CB-CG2	-5.73	101.73	110.90
1	jW	221	VAL	C-N-CA	5.73	134.34	122.30
1	20	164	TYR	CB-CG-CD2	5.73	124.44	121.00
1	kb	133	TRP	CD1-NE1-CE2	-5.73	103.84	109.00
1	kw	177	ALA	N-CA-C	5.73	126.47	111.00
1	ld	82	ARG	NE-CZ-NH2	5.73	123.17	120.30
1	lx	51	ASP	CB-CG-OD2	5.73	123.46	118.30
1	2a	209	ALA	CB-CA-C	-5.73	101.50	110.10
1	2e	117	TRP	CZ3-CH2-CZ2	-5.73	114.72	121.60
1	3b	162	ARG	NE-CZ-NH2	-5.73	117.44	120.30
1	3h	42	ALA	N-CA-CB	-5.73	102.08	110.10
1	3q	38	PRO	N-CA-CB	5.73	110.18	103.30
1	3H	117	TRP	CD1-NE1-CE2	5.73	114.16	109.00
1	6l	3	VAL	CA-CB-CG1	5.73	119.50	110.90
1	6m	216	THR	CA-CB-CG2	-5.73	104.38	112.40
1	6H	47	ALA	O-C-N	-5.73	113.53	122.70
1	6Z	133	TRP	CD1-CG-CD2	5.73	110.88	106.30
1	77	105	ALA	N-CA-CB	-5.73	102.08	110.10
1	7v	110	THR	N-CA-CB	5.73	121.19	110.30
1	7w	173	ARG	NE-CZ-NH1	5.73	123.17	120.30
1	7I	119	THR	CA-CB-OG1	5.73	121.03	109.00
1	8c	229	ARG	NE-CZ-NH2	-5.73	117.44	120.30
1	8z	40	PHE	CB-CG-CD1	-5.73	116.79	120.80
1	8I	18	ARG	NE-CZ-NH2	-5.73	117.44	120.30
1	8O	169	TYR	CG-CD2-CE2	-5.73	116.72	121.30
1	9U	159	GLU	OE1-CD-OE2	-5.73	116.42	123.30
1	at	103	ASP	CB-CG-OD1	5.73	123.46	118.30
1	aK	23	TRP	CG-CD1-NE1	5.73	115.83	110.10

Continued on next page...

Continued from previous page...

Mol	Chain	Res	Type	Atoms	Z	Observed(°)	Ideal(°)
1	bl	18	ARG	CG-CD-NE	-5.73	99.76	111.80
1	cr	144	MET	CB-CA-C	5.73	121.86	110.40
1	d8	50	GLN	CA-CB-CG	5.73	126.01	113.40
1	dn	14	ALA	CB-CA-C	5.73	118.69	110.10
1	e1	184	TRP	CG-CD2-CE3	5.73	139.06	133.90
1	em	165	VAL	O-C-N	-5.73	113.53	122.70
1	eK	66	MET	CG-SD-CE	-5.73	91.03	100.20
1	eZ	168	PHE	CB-CG-CD1	-5.73	116.79	120.80
1	eZ	169	TYR	CD1-CE1-CZ	-5.73	114.64	119.80
1	fr	28	GLU	OE1-CD-OE2	-5.73	116.42	123.30
1	lx	82	ARG	CD-NE-CZ	5.73	131.62	123.60
1	d	80	TRP	CB-CG-CD2	5.73	134.05	126.60
1	v	157	PRO	N-CA-CB	-5.73	96.30	102.60
1	gS	224	PRO	N-CA-C	5.73	127.00	112.10
1	1U	86	VAL	CG1-CB-CG2	-5.73	101.73	110.90
1	1U	152	ASP	CB-CG-OD2	-5.73	113.14	118.30
1	jH	169	TYR	CB-CG-CD2	5.73	124.44	121.00
1	k0	145	TYR	CB-CG-CD2	-5.73	117.56	121.00
1	kh	68	MET	CG-SD-CE	-5.73	91.03	100.20
1	kv	82	ARG	NH1-CZ-NH2	-5.73	113.10	119.40
1	kA	59	VAL	CB-CA-C	-5.73	100.51	111.40
1	lm	96	MET	O-C-N	-5.73	113.53	122.70
1	lp	161	PHE	CB-CG-CD2	-5.73	116.79	120.80
1	3D	18	ARG	CD-NE-CZ	5.73	131.62	123.60
1	4r	168	PHE	CB-CG-CD2	-5.73	116.79	120.80
1	4J	43	LEU	O-C-N	-5.73	113.53	122.70
1	5F	32	PHE	CB-CG-CD2	5.73	124.81	120.80
1	5J	23	TRP	CB-CG-CD1	-5.73	119.55	127.00
1	72	144	MET	CG-SD-CE	-5.73	91.03	100.20
1	7K	166	ASP	CB-CG-OD2	5.73	123.46	118.30
1	9e	162	ARG	CG-CD-NE	-5.73	99.77	111.80
1	a1	173	ARG	NH1-CZ-NH2	-5.73	113.10	119.40
1	aF	167	ARG	NE-CZ-NH2	-5.73	117.44	120.30
1	cr	204	ALA	N-CA-CB	-5.73	102.08	110.10
1	dH	203	LYS	N-CA-CB	5.73	120.91	110.60
1	lo	229	ARG	NE-CZ-NH2	5.73	123.16	120.30
1	fT	10	MET	CG-SD-CE	-5.73	91.03	100.20
1	g	39	MET	CG-SD-CE	-5.73	91.03	100.20
1	gO	152	ASP	CB-CG-OD1	-5.73	113.14	118.30
1	gR	66	MET	CG-SD-CE	-5.73	91.03	100.20
1	h2	110	THR	CA-CB-CG2	-5.73	104.38	112.40
1	ht	217	ALA	CB-CA-C	-5.73	101.51	110.10

Continued on next page...

Continued from previous page...

Mol	Chain	Res	Type	Atoms	Z	Observed(°)	Ideal(°)
1	hC	31	ALA	N-CA-CB	5.73	118.12	110.10
1	ix	122	PRO	N-CA-CB	5.73	110.17	103.30
1	iH	154	ARG	CD-NE-CZ	-5.73	115.58	123.60
1	iY	110	THR	O-C-N	-5.73	113.53	122.70
1	1W	183	ASN	O-C-N	-5.73	113.54	122.70
1	le	18	ARG	NE-CZ-NH2	-5.73	117.44	120.30
1	27	226	HIS	O-C-N	5.73	131.87	122.70
1	2z	49	PRO	N-CA-CB	-5.73	96.30	102.60
1	2W	51	ASP	CB-CG-OD2	5.73	123.45	118.30
1	3z	130	TYR	CG-CD1-CE1	-5.73	116.72	121.30
1	3W	105	ALA	C-N-CA	5.73	134.33	122.30
1	43	78	ALA	CB-CA-C	5.73	118.69	110.10
1	4N	80	TRP	CE3-CZ3-CH2	-5.73	114.90	121.20
1	5t	166	ASP	CB-CG-OD2	5.73	123.45	118.30
1	6C	208	ALA	O-C-N	-5.73	113.53	122.70
1	7C	115	ILE	CB-CA-C	5.73	123.06	111.60
1	86	93	PRO	C-N-CA	5.73	134.33	122.30
1	8R	133	TRP	CE2-CD2-CG	-5.73	102.72	107.30
1	99	168	PHE	CB-CG-CD2	-5.73	116.79	120.80
1	9l	145	TYR	CB-CG-CD2	-5.73	117.56	121.00
1	16	66	MET	CA-C-O	5.73	132.13	120.10
1	bP	55	MET	O-C-N	-5.73	113.54	122.70
1	bQ	145	TYR	CA-CB-CG	5.73	124.28	113.40
1	cj	130	TYR	CB-CG-CD2	-5.73	117.56	121.00
1	cD	210	THR	CA-CB-CG2	-5.73	104.38	112.40
1	cR	90	PRO	N-CA-C	5.73	126.99	112.10
1	dv	197	ASP	CB-CG-OD2	5.73	123.45	118.30
1	dG	155	GLN	O-C-N	-5.73	113.46	123.20
1	eh	167	ARG	NE-CZ-NH1	5.73	123.16	120.30
1	eW	154	ARG	NE-CZ-NH1	-5.73	117.44	120.30
1	fl	184	TRP	CH2-CZ2-CE2	5.73	123.13	117.40
1	fA	10	MET	CG-SD-CE	-5.73	91.03	100.20
1	fD	19	THR	N-CA-CB	5.73	121.18	110.30
1	4	209	ALA	CB-CA-C	-5.73	101.51	110.10
1	hm	121	ASN	CB-CG-OD1	-5.73	110.15	121.60
1	in	55	MET	CG-SD-CE	-5.73	91.04	100.20
1	1Q	145	TYR	CB-CG-CD1	5.73	124.44	121.00
1	k2	202	LEU	CB-CA-C	5.73	121.08	110.20
1	k5	33	SER	N-CA-CB	5.73	119.09	110.50
1	2P	130	TYR	CG-CD2-CE2	5.73	125.88	121.30
1	35	213	GLU	O-C-N	-5.73	113.54	122.70
1	3B	97	ARG	NH1-CZ-NH2	-5.73	113.10	119.40

Continued on next page...

Continued from previous page...

Mol	Chain	Res	Type	Atoms	Z	Observed(°)	Ideal(°)
1	3N	197	ASP	CB-CG-OD1	5.73	123.45	118.30
1	9g	48	THR	N-CA-CB	5.73	121.18	110.30
1	9m	40	PHE	CB-CG-CD1	-5.73	116.79	120.80
1	1j	167	ARG	NE-CZ-NH2	5.73	123.16	120.30
1	eM	8	GLY	CA-C-O	5.73	130.91	120.60
1	fn	204	ALA	CB-CA-C	-5.73	101.51	110.10
1	l	111	LEU	O-C-N	-5.73	113.54	122.70
1	U	66	MET	CG-SD-CE	-5.73	91.04	100.20
1	gl	110	THR	O-C-N	-5.72	113.54	122.70
1	1G	86	VAL	CA-CB-CG2	-5.72	102.31	110.90
1	hI	168	PHE	CB-CG-CD2	5.72	124.81	120.80
1	hW	72	THR	O-C-N	-5.72	113.54	122.70
1	iS	130	TYR	CB-CG-CD1	5.72	124.44	121.00
1	jQ	167	ARG	NH1-CZ-NH2	-5.72	113.10	119.40
1	k1	201	ILE	O-C-N	-5.72	113.54	122.70
1	kg	163	ASP	CB-CG-OD2	5.72	123.45	118.30
1	kG	65	ALA	O-C-N	-5.72	113.54	122.70
1	lr	126	VAL	CA-CB-CG2	5.72	119.49	110.90
1	ls	40	PHE	CB-CG-CD1	-5.72	116.79	120.80
1	2f	211	LEU	O-C-N	-5.72	113.54	122.70
1	2v	162	ARG	CD-NE-CZ	5.72	131.61	123.60
1	37	23	TRP	CB-CG-CD1	-5.72	119.56	127.00
1	3d	219	GLN	CB-CG-CD	5.72	126.48	111.60
1	3I	164	TYR	CB-CG-CD1	5.72	124.44	121.00
1	4X	217	ALA	CB-CA-C	-5.72	101.51	110.10
1	6t	172	LEU	O-C-N	-5.72	113.54	122.70
1	6L	185	MET	CG-SD-CE	-5.72	91.04	100.20
1	7G	165	VAL	CG1-CB-CG2	-5.72	101.74	110.90
1	8X	146	SER	N-CA-CB	5.72	119.09	110.50
1	9l	140	LYS	O-C-N	-5.72	113.54	122.70
1	9x	97	ARG	NH1-CZ-NH2	-5.72	113.10	119.40
1	a3	100	ARG	NE-CZ-NH1	5.72	123.16	120.30
1	ae	9	GLN	CB-CG-CD	5.72	126.48	111.60
1	bH	100	ARG	NE-CZ-NH2	-5.72	117.44	120.30
1	ch	135	ILE	O-C-N	-5.72	113.54	122.70
1	1l	164	TYR	CB-CG-CD1	-5.72	117.57	121.00
1	dD	145	TYR	CB-CG-CD2	5.72	124.44	121.00
1	1m	98	GLU	N-CA-CB	5.72	120.90	110.60
1	e3	11	VAL	CG1-CB-CG2	-5.72	101.74	110.90
1	e3	187	GLU	CB-CA-C	5.72	121.85	110.40
1	ee	209	ALA	CB-CA-C	5.72	118.69	110.10
1	el	51	ASP	CB-CG-OD1	5.72	123.45	118.30

Continued on next page...

Continued from previous page...

Mol	Chain	Res	Type	Atoms	Z	Observed(°)	Ideal(°)
1	f5	103	ASP	CB-CG-OD1	-5.72	113.15	118.30
1	fR	22	ALA	CB-CA-C	-5.72	101.51	110.10
1	0	122	PRO	CA-C-O	-5.72	106.46	120.20
1	z	218	CYS	CB-CA-C	-5.72	98.95	110.40
1	G	154	ARG	CD-NE-CZ	5.72	131.62	123.60
1	8	130	TYR	CZ-CE2-CD2	-5.72	114.65	119.80
1	gf	169	TYR	N-CA-CB	5.72	120.90	110.60
1	hb	214	MET	CG-SD-CE	-5.72	91.04	100.20
1	hP	18	ARG	NH1-CZ-NH2	-5.72	113.11	119.40
1	iU	97	ARG	NE-CZ-NH1	5.72	123.16	120.30
1	jd	117	TRP	CH2-CZ2-CE2	-5.72	111.68	117.40
1	lW	161	PHE	CG-CD1-CE1	-5.72	114.50	120.80
1	jF	172	LEU	O-C-N	-5.72	113.54	122.70
1	jG	97	ARG	NH1-CZ-NH2	-5.72	113.11	119.40
1	kB	62	HIS	O-C-N	-5.72	113.54	122.70
1	l8	184	TRP	CB-CG-CD1	5.72	134.44	127.00
1	lc	133	TRP	CA-CB-CG	5.72	124.57	113.70
1	li	143	ARG	NH1-CZ-NH2	-5.72	113.11	119.40
1	lm	43	LEU	CB-CG-CD1	-5.72	101.27	111.00
1	3j	193	ASN	N-CA-CB	5.72	120.90	110.60
1	40	80	TRP	CH2-CZ2-CE2	-5.72	111.68	117.40
1	54	66	MET	O-C-N	-5.72	113.55	122.70
1	5k	32	PHE	CG-CD1-CE1	-5.72	114.51	120.80
1	6L	13	GLN	CB-CA-C	-5.72	98.95	110.40
1	70	129	ILE	CB-CA-C	-5.72	100.15	111.60
1	7m	48	THR	CA-CB-CG2	-5.72	104.39	112.40
1	7V	152	ASP	CB-CG-OD1	5.72	123.45	118.30
1	8p	204	ALA	N-CA-CB	-5.72	102.09	110.10
1	8P	32	PHE	CB-CG-CD2	-5.72	116.80	120.80
1	8V	32	PHE	CB-CG-CD1	-5.72	116.80	120.80
1	a8	130	TYR	CB-CG-CD2	5.72	124.43	121.00
1	ac	132	ARG	NH1-CZ-NH2	-5.72	113.10	119.40
1	ae	163	ASP	CB-CG-OD1	5.72	123.45	118.30
1	ax	177	ALA	CB-CA-C	-5.72	101.52	110.10
1	bA	214	MET	CG-SD-CE	-5.72	91.04	100.20
1	lm	11	VAL	CA-CB-CG1	5.72	119.48	110.90
1	ej	96	MET	CA-CB-CG	-5.72	103.57	113.30
1	ep	58	THR	CA-CB-CG2	-5.72	104.39	112.40
1	eM	23	TRP	CG-CD2-CE3	-5.72	128.75	133.90
1	eR	167	ARG	NH1-CZ-NH2	-5.72	113.11	119.40
1	lx	18	ARG	NE-CZ-NH2	-5.72	117.44	120.30
1	g	141	ILE	CA-CB-CG1	5.72	121.87	111.00

Continued on next page...

Continued from previous page...

Mol	Chain	Res	Type	Atoms	Z	Observed(°)	Ideal(°)
1	5	197	ASP	CB-CG-OD1	-5.72	113.15	118.30
1	8	119	THR	N-CA-CB	5.72	121.17	110.30
1	1C	163	ASP	CB-CG-OD2	5.72	123.45	118.30
1	1V	169	TYR	CB-CG-CD2	5.72	124.43	121.00
1	jx	161	PHE	CB-CG-CD2	-5.72	116.80	120.80
1	27	56	LEU	CB-CG-CD1	-5.72	101.27	111.00
1	44	148	THR	O-C-N	-5.72	113.55	122.70
1	5h	152	ASP	CB-CG-OD1	-5.72	113.15	118.30
1	62	120	HIS	C-N-CA	5.72	136.00	121.70
1	6c	130	TYR	CB-CG-CD2	5.72	124.43	121.00
1	6M	97	ARG	NH1-CZ-NH2	-5.72	113.11	119.40
1	7B	51	ASP	CB-CG-OD1	-5.72	113.15	118.30
1	bs	80	TRP	CB-CG-CD1	5.72	134.44	127.00
1	bA	229	ARG	CA-C-O	5.72	132.12	120.10
1	bR	164	TYR	CG-CD1-CE1	-5.72	116.72	121.30
1	cG	94	GLY	C-N-CA	5.72	136.00	121.70
1	cU	154	ARG	NH1-CZ-NH2	-5.72	113.11	119.40
1	dk	197	ASP	CB-CG-OD1	5.72	123.45	118.30
1	dm	215	MET	CB-CA-C	5.72	121.84	110.40
1	fo	103	ASP	CB-CG-OD1	5.72	123.45	118.30
1	ft	117	TRP	CD2-CE3-CZ3	5.72	126.24	118.80
1	fy	22	ALA	N-CA-CB	-5.72	102.09	110.10
1	hh	103	ASP	CB-CG-OD1	-5.72	113.15	118.30
1	hl	161	PHE	O-C-N	-5.72	113.55	122.70
1	1K	190	LEU	N-CA-CB	-5.72	98.96	110.40
1	1P	54	THR	CA-CB-CG2	-5.72	104.39	112.40
1	iS	183	ASN	CB-CG-OD1	-5.72	110.16	121.60
1	iY	186	THR	CA-CB-CG2	5.72	120.41	112.40
1	jr	145	TYR	CB-CG-CD1	5.72	124.43	121.00
1	jr	229	ARG	NE-CZ-NH1	-5.72	117.44	120.30
1	kY	123	PRO	N-CA-CB	5.72	110.16	103.30
1	2b	117	TRP	CD1-CG-CD2	5.72	110.88	106.30
1	3t	130	TYR	CG-CD1-CE1	-5.72	116.72	121.30
1	3V	213	GLU	OE1-CD-OE2	-5.72	116.44	123.30
1	67	162	ARG	NE-CZ-NH2	-5.72	117.44	120.30
1	79	215	MET	CG-SD-CE	-5.72	91.05	100.20
1	7i	100	ARG	NH1-CZ-NH2	-5.72	113.11	119.40
1	7H	126	VAL	CG1-CB-CG2	-5.72	101.75	110.90
1	85	164	TYR	CB-CG-CD1	-5.72	117.57	121.00
1	8o	191	VAL	CA-CB-CG1	5.72	119.48	110.90
1	8E	185	MET	CG-SD-CE	-5.72	91.05	100.20
1	8S	27	VAL	CA-CB-CG2	-5.72	102.32	110.90

Continued on next page...

Continued from previous page...

Mol	Chain	Res	Type	Atoms	Z	Observed(°)	Ideal(°)
1	9i	173	ARG	NE-CZ-NH2	-5.72	117.44	120.30
1	bZ	51	ASP	CB-CG-OD1	5.72	123.45	118.30
1	cN	118	MET	CA-CB-CG	-5.72	103.58	113.30
1	cQ	82	ARG	NH1-CZ-NH2	-5.72	113.11	119.40
1	cU	11	VAL	CA-CB-CG1	-5.72	102.32	110.90
1	d9	40	PHE	CB-CG-CD2	-5.72	116.80	120.80
1	dg	230	VAL	CG1-CB-CG2	5.72	120.05	110.90
1	do	82	ARG	NE-CZ-NH1	-5.72	117.44	120.30
1	dO	116	GLY	O-C-N	-5.72	113.55	122.70
1	fa	51	ASP	CB-CG-OD1	5.72	123.45	118.30
1	fc	164	TYR	CB-CG-CD1	-5.72	117.57	121.00
1	g0	195	ASN	N-CA-CB	-5.72	100.30	110.60
1	A	130	TYR	CB-CG-CD1	5.72	124.43	121.00
1	1M	95	GLN	CG-CD-OE1	-5.72	110.16	121.60
1	iq	186	THR	N-CA-CB	5.72	121.16	110.30
1	2C	75	GLU	CA-C-O	5.72	132.11	120.10
1	3A	185	MET	CG-SD-CE	-5.72	91.05	100.20
1	7j	200	THR	CA-CB-CG2	-5.72	104.39	112.40
1	9k	24	VAL	CA-CB-CG2	-5.72	102.32	110.90
1	9N	97	ARG	NE-CZ-NH2	-5.72	117.44	120.30
1	14	192	GLN	O-C-N	-5.72	113.55	122.70
1	b8	164	TYR	CB-CG-CD2	-5.72	117.57	121.00
1	lj	163	ASP	CB-CG-OD1	-5.72	113.15	118.30
1	ek	162	ARG	NE-CZ-NH2	-5.72	117.44	120.30
1	eO	86	VAL	CG1-CB-CG2	-5.72	101.75	110.90
1	W	20	LEU	O-C-N	-5.72	113.55	122.70
1	ga	100	ARG	CG-CD-NE	-5.72	99.80	111.80
1	gd	210	THR	CA-CB-CG2	-5.72	104.40	112.40
1	h3	15	ILE	CA-CB-CG1	5.72	121.86	111.00
1	he	156	GLY	CA-C-N	5.72	133.11	117.10
1	hB	97	ARG	NE-CZ-NH1	5.72	123.16	120.30
1	hM	106	GLY	CA-C-O	-5.72	110.31	120.60
1	iO	200	THR	O-C-N	-5.72	113.55	122.70
1	j2	83	LEU	CB-CG-CD1	-5.72	101.28	111.00
1	jp	212	GLU	N-CA-CB	-5.72	100.31	110.60
1	jy	82	ARG	NH1-CZ-NH2	-5.72	113.11	119.40
1	jA	51	ASP	CB-CG-OD1	5.72	123.44	118.30
1	jP	167	ARG	CG-CD-NE	-5.72	99.80	111.80
1	kc	144	MET	N-CA-CB	-5.72	100.31	110.60
1	kg	188	THR	CA-CB-CG2	5.72	120.40	112.40
1	kK	149	SER	O-C-N	-5.72	113.55	122.70
1	lo	173	ARG	NE-CZ-NH1	5.72	123.16	120.30

Continued on next page...

Continued from previous page...

Mol	Chain	Res	Type	Atoms	Z	Observed(°)	Ideal(°)
1	lP	24	VAL	CA-CB-CG2	5.72	119.47	110.90
1	32	163	ASP	CB-CG-OD2	5.72	123.44	118.30
1	4q	229	ARG	NE-CZ-NH2	-5.72	117.44	120.30
1	5n	36	VAL	CA-CB-CG2	5.72	119.47	110.90
1	5q	169	TYR	CZ-CE2-CD2	5.72	124.95	119.80
1	78	151	LEU	O-C-N	-5.72	113.56	122.70
1	7i	80	TRP	CB-CG-CD2	-5.72	119.17	126.60
1	82	16	SER	O-C-N	-5.72	110.24	121.10
1	8x	164	TYR	CB-CG-CD2	5.72	124.43	121.00
1	97	23	TRP	CD2-CE3-CZ3	-5.72	111.37	118.80
1	9m	191	VAL	CA-CB-CG1	5.72	119.47	110.90
1	9J	177	ALA	N-CA-CB	5.72	118.10	110.10
1	9T	212	GLU	N-CA-CB	5.72	120.89	110.60
1	ah	4	GLN	N-CA-CB	5.72	120.89	110.60
1	aq	152	ASP	CB-CG-OD2	5.72	123.44	118.30
1	aC	224	PRO	N-CD-CG	5.72	111.78	103.20
1	cx	109	SER	N-CA-CB	5.72	119.08	110.50
1	cA	164	TYR	CB-CG-CD2	-5.72	117.57	121.00
1	dt	31	ALA	CB-CA-C	5.72	118.68	110.10
1	dx	23	TRP	CB-CG-CD1	-5.72	119.57	127.00
1	dz	71	GLU	OE1-CD-OE2	-5.72	116.44	123.30
1	e4	55	MET	CG-SD-CE	-5.72	91.05	100.20
1	e9	90	PRO	O-C-N	-5.72	113.55	122.70
1	ef	19	THR	CA-CB-CG2	5.72	120.40	112.40
1	f7	155	GLN	CA-CB-CG	5.72	125.98	113.40
1	fM	33	SER	N-CA-CB	5.72	119.07	110.50
1	fM	167	ARG	NE-CZ-NH1	5.72	123.16	120.30
1	u	80	TRP	CE2-CD2-CE3	5.72	125.56	118.70
1	M	11	VAL	CA-CB-CG2	5.72	119.48	110.90
1	4	39	MET	CG-SD-CE	5.72	109.35	100.20
1	h3	5	ASN	N-CA-CB	5.71	120.89	110.60
1	hr	10	MET	CG-SD-CE	-5.71	91.06	100.20
1	hz	173	ARG	CD-NE-CZ	5.71	131.60	123.60
1	lL	47	ALA	N-CA-CB	5.71	118.10	110.10
1	iJ	143	ARG	NE-CZ-NH2	-5.71	117.44	120.30
1	iL	215	MET	CG-SD-CE	5.71	109.34	100.20
1	iT	66	MET	CG-SD-CE	-5.71	91.06	100.20
1	ja	184	TRP	CD1-CG-CD2	-5.71	101.73	106.30
1	jj	118	MET	CG-SD-CE	-5.71	91.06	100.20
1	jv	173	ARG	CG-CD-NE	-5.71	99.80	111.80
1	jP	133	TRP	CD1-CG-CD2	-5.71	101.73	106.30
1	kn	144	MET	CG-SD-CE	-5.71	91.06	100.20

Continued on next page...

Continued from previous page...

Mol	Chain	Res	Type	Atoms	Z	Observed(°)	Ideal(°)
1	ks	97	ARG	NH1-CZ-NH2	-5.71	113.11	119.40
1	kH	214	MET	CG-SD-CE	-5.71	91.06	100.20
1	27	169	TYR	CB-CG-CD1	-5.71	117.57	121.00
1	lk	173	ARG	NH1-CZ-NH2	-5.71	113.11	119.40
1	lz	162	ARG	NE-CZ-NH1	5.71	123.16	120.30
1	2j	132	ARG	NE-CZ-NH1	5.71	123.16	120.30
1	2t	152	ASP	CB-CG-OD1	5.71	123.44	118.30
1	2X	167	ARG	CD-NE-CZ	5.71	131.60	123.60
1	38	97	ARG	NH1-CZ-NH2	-5.71	113.11	119.40
1	3b	32	PHE	O-C-N	-5.71	113.56	122.70
1	3i	18	ARG	NH1-CZ-NH2	-5.71	113.11	119.40
1	3o	145	TYR	C-N-CA	5.71	135.99	121.70
1	3z	145	TYR	CG-CD2-CE2	5.71	125.87	121.30
1	48	83	LEU	N-CA-CB	-5.71	98.97	110.40
1	4M	208	ALA	CB-CA-C	5.71	118.67	110.10
1	52	138	LEU	O-C-N	-5.71	113.56	122.70
1	5c	161	PHE	CB-CG-CD1	5.71	124.80	120.80
1	5m	130	TYR	CZ-CE2-CD2	-5.71	114.66	119.80
1	61	154	ARG	NE-CZ-NH1	5.71	123.16	120.30
1	6f	181	VAL	CG1-CB-CG2	-5.71	101.76	110.90
1	7o	100	ARG	NH1-CZ-NH2	-5.71	113.11	119.40
1	7X	23	TRP	CB-CG-CD1	-5.71	119.57	127.00
1	88	176	GLN	N-CA-CB	5.71	120.89	110.60
1	8u	173	ARG	NE-CZ-NH2	-5.71	117.44	120.30
1	8P	145	TYR	CB-CG-CD2	-5.71	117.57	121.00
1	93	37	ILE	CA-C-N	5.71	133.10	117.10
1	9l	145	TYR	C-N-CA	5.71	135.99	121.70
1	9s	54	THR	N-CA-CB	5.71	121.16	110.30
1	b4	144	MET	C-N-CA	5.71	135.98	121.70
1	bz	164	TYR	CB-CG-CD1	5.71	124.43	121.00
1	cv	229	ARG	NH1-CZ-NH2	-5.71	113.11	119.40
1	dx	162	ARG	N-CA-C	5.71	126.43	111.00
1	dK	108	THR	OG1-CB-CG2	-5.71	96.86	110.00
1	ed	32	PHE	CB-CG-CD2	-5.71	116.80	120.80
1	er	82	ARG	NE-CZ-NH1	-5.71	117.44	120.30
1	eu	231	LEU	CB-CG-CD2	5.71	120.72	111.00
1	ev	163	ASP	CB-CG-OD2	5.71	123.44	118.30
1	eS	10	MET	N-CA-CB	-5.71	100.31	110.60
1	f8	148	THR	CA-CB-CG2	-5.71	104.40	112.40
1	fi	96	MET	CG-SD-CE	-5.71	91.06	100.20
1	fy	75	GLU	OE1-CD-OE2	-5.71	116.44	123.30
1	s	126	VAL	CA-CB-CG1	-5.71	102.33	110.90

Continued on next page...

Continued from previous page...

Mol	Chain	Res	Type	Atoms	Z	Observed(°)	Ideal(°)
1	2	22	ALA	O-C-N	-5.71	113.56	122.70
1	N	130	TYR	CB-CG-CD2	5.71	124.43	121.00
1	gK	14	ALA	CB-CA-C	-5.71	101.53	110.10
1	ij	194	ALA	CB-CA-C	5.71	118.67	110.10
1	iX	188	THR	CA-CB-CG2	-5.71	104.40	112.40
1	jN	18	ARG	NE-CZ-NH2	-5.71	117.44	120.30
1	2P	55	MET	CG-SD-CE	-5.71	91.06	100.20
1	8u	165	VAL	CG1-CB-CG2	-5.71	101.76	110.90
1	8X	164	TYR	CG-CD1-CE1	-5.71	116.73	121.30
1	8Z	169	TYR	CB-CG-CD1	5.71	124.43	121.00
1	9U	147	PRO	N-CD-CG	5.71	111.77	103.20
1	aq	173	ARG	NE-CZ-NH2	-5.71	117.44	120.30
1	aE	68	MET	CG-SD-CE	-5.71	91.06	100.20
1	aE	152	ASP	CB-CG-OD1	5.71	123.44	118.30
1	c4	190	LEU	CB-CG-CD2	-5.71	101.29	111.00
1	eE	52	LEU	O-C-N	-5.71	113.56	122.70
1	L	48	THR	O-C-N	-5.71	110.25	121.10
1	ic	18	ARG	NE-CZ-NH1	5.71	123.16	120.30
1	ic	216	THR	O-C-N	5.71	131.84	122.70
1	io	148	THR	CA-CB-CG2	5.71	120.39	112.40
1	jT	114	GLN	O-C-N	-5.71	113.56	122.70
1	3z	81	ASP	N-CA-CB	-5.71	100.32	110.60
1	3J	119	THR	CA-CB-CG2	-5.71	104.40	112.40
1	3P	132	ARG	NE-CZ-NH2	5.71	123.16	120.30
1	4k	69	LEU	O-C-N	-5.71	113.56	122.70
1	5C	217	ALA	N-CA-CB	-5.71	102.10	110.10
1	67	18	ARG	NE-CZ-NH1	5.71	123.16	120.30
1	6I	164	TYR	CB-CG-CD1	-5.71	117.57	121.00
1	8p	40	PHE	CB-CG-CD1	-5.71	116.80	120.80
1	8Q	42	ALA	CB-CA-C	-5.71	101.53	110.10
1	8T	142	VAL	O-C-N	-5.71	113.56	122.70
1	8Z	24	VAL	CG1-CB-CG2	-5.71	101.76	110.90
1	97	169	TYR	CG-CD2-CE2	-5.71	116.73	121.30
1	9o	164	TYR	CB-CG-CD1	-5.71	117.57	121.00
1	9C	95	GLN	N-CA-CB	5.71	120.88	110.60
1	9J	189	LEU	CB-CA-C	5.71	121.05	110.20
1	a2	79	GLU	OE1-CD-OE2	-5.71	116.45	123.30
1	a5	130	TYR	CB-CG-CD2	-5.71	117.57	121.00
1	12	109	SER	N-CA-CB	5.71	119.07	110.50
1	aC	146	SER	N-CA-CB	5.71	119.07	110.50
1	b5	97	ARG	NE-CZ-NH2	-5.71	117.44	120.30
1	bn	169	TYR	CB-CG-CD1	-5.71	117.57	121.00

Continued on next page...

Continued from previous page...

Mol	Chain	Res	Type	Atoms	Z	Observed(°)	Ideal(°)
1	18	104	ILE	N-CA-CB	5.71	123.94	110.80
1	bK	229	ARG	NE-CZ-NH1	5.71	123.16	120.30
1	bU	68	MET	CA-CB-CG	5.71	123.01	113.30
1	cb	108	THR	CA-CB-CG2	-5.71	104.40	112.40
1	1e	161	PHE	CB-CG-CD2	5.71	124.80	120.80
1	dV	164	TYR	CB-CG-CD2	5.71	124.43	121.00
1	fh	143	ARG	NE-CZ-NH2	-5.71	117.44	120.30
1	fz	40	PHE	CB-CG-CD2	5.71	124.80	120.80
1	fA	152	ASP	CB-CG-OD2	-5.71	113.16	118.30
1	h	168	PHE	CB-CG-CD2	-5.71	116.80	120.80
1	h9	217	ALA	CB-CA-C	-5.71	101.53	110.10
1	iT	5	ASN	CB-CA-C	5.71	121.82	110.40
1	1jg	59	VAL	CA-CB-CG1	5.71	119.47	110.90
1	1jt	162	ARG	NH1-CZ-NH2	-5.71	113.12	119.40
1	1lj	107	THR	CA-CB-CG2	-5.71	104.41	112.40
1	3k	164	TYR	CB-CG-CD1	5.71	124.43	121.00
1	3x	39	MET	CG-SD-CE	-5.71	91.06	100.20
1	3C	152	ASP	CB-CG-OD2	5.71	123.44	118.30
1	6K	209	ALA	CB-CA-C	5.71	118.66	110.10
1	6T	92	GLU	CA-C-O	-5.71	108.11	120.10
1	8H	149	SER	N-CA-CB	5.71	119.06	110.50
1	94	10	MET	CG-SD-CE	-5.71	91.06	100.20
1	9c	215	MET	CG-SD-CE	-5.71	91.06	100.20
1	ax	152	ASP	CB-CG-OD2	-5.71	113.16	118.30
1	b8	229	ARG	NE-CZ-NH2	5.71	123.16	120.30
1	f2	130	TYR	CG-CD2-CE2	-5.71	116.73	121.30
1	p	18	ARG	NE-CZ-NH1	-5.71	117.44	120.30
1	gn	164	TYR	CA-CB-CG	-5.71	102.55	113.40
1	h0	85	PRO	N-CA-CB	5.71	110.15	103.30
1	hi	163	ASP	CB-CG-OD2	5.71	123.44	118.30
1	i2	82	ARG	NE-CZ-NH1	5.71	123.16	120.30
1	ii	142	VAL	CA-CB-CG2	-5.71	102.34	110.90
1	io	145	TYR	CB-CG-CD2	-5.71	117.58	121.00
1	iB	154	ARG	NE-CZ-NH1	5.71	123.16	120.30
1	ky	168	PHE	CB-CG-CD1	5.71	124.80	120.80
1	kE	124	ILE	N-CA-C	-5.71	95.59	111.00
1	kI	97	ARG	NE-CZ-NH2	-5.71	117.44	120.30
1	l3	76	GLU	OE1-CD-OE2	-5.71	116.45	123.30
1	li	19	THR	O-C-N	-5.71	113.57	122.70
1	lk	163	ASP	CB-CG-OD1	5.71	123.44	118.30
1	lN	23	TRP	CG-CD1-NE1	-5.71	104.39	110.10
1	2v	168	PHE	CB-CG-CD1	5.71	124.80	120.80

Continued on next page...

Continued from previous page...

Mol	Chain	Res	Type	Atoms	Z	Observed(°)	Ideal(°)
1	2V	136	LEU	CB-CG-CD1	5.71	120.71	111.00
1	35	81	ASP	CB-CG-OD1	5.71	123.44	118.30
1	4f	90	PRO	N-CA-C	5.71	126.94	112.10
1	5m	149	SER	N-CA-CB	5.71	119.06	110.50
1	63	27	VAL	CA-CB-CG1	5.71	119.46	110.90
1	6j	92	GLU	CA-C-N	5.71	133.09	117.10
1	6w	65	ALA	N-CA-CB	5.71	118.09	110.10
1	6X	168	PHE	CB-CG-CD1	-5.71	116.80	120.80
1	7q	5	ASN	O-C-N	-5.71	113.57	122.70
1	7v	184	TRP	CH2-CZ2-CE2	5.71	123.11	117.40
1	8e	154	ARG	CB-CG-CD	5.71	126.44	111.60
1	8n	208	ALA	N-CA-CB	5.71	118.09	110.10
1	a7	222	GLY	O-C-N	-5.71	113.50	123.20
1	ai	166	ASP	CB-CG-OD2	5.71	123.44	118.30
1	cx	57	ASN	N-CA-CB	-5.71	100.33	110.60
1	cE	81	ASP	CB-CG-OD2	-5.71	113.16	118.30
1	cH	69	LEU	CB-CG-CD2	-5.71	101.30	111.00
1	cX	145	TYR	CG-CD2-CE2	5.71	125.87	121.30
1	d1	132	ARG	NH1-CZ-NH2	-5.71	113.12	119.40
1	dD	173	ARG	NE-CZ-NH1	5.71	123.16	120.30
1	dP	162	ARG	NE-CZ-NH1	5.71	123.16	120.30
1	ei	56	LEU	CB-CG-CD2	5.71	120.71	111.00
1	eU	88	ALA	N-CA-CB	-5.71	102.11	110.10
1	fb	228	ALA	N-CA-CB	-5.71	102.11	110.10
1	fy	147	PRO	N-CA-CB	5.71	110.15	103.30
1	gQ	164	TYR	CB-CG-CD2	5.71	124.42	121.00
1	h7	188	THR	C-N-CA	5.71	135.96	121.70
1	hB	23	TRP	CH2-CZ2-CE2	5.71	123.11	117.40
1	iG	132	ARG	CB-CA-C	5.71	121.81	110.40
1	iK	224	PRO	N-CA-C	5.71	126.94	112.10
1	iL	97	ARG	O-C-N	-5.71	113.57	122.70
1	j8	103	ASP	CB-CG-OD1	5.71	123.44	118.30
1	jN	80	TRP	CD1-CG-CD2	5.71	110.87	106.30
1	kl	23	TRP	CB-CG-CD2	-5.71	119.18	126.60
1	lp	18	ARG	NE-CZ-NH1	5.71	123.15	120.30
1	28	229	ARG	NE-CZ-NH2	-5.71	117.45	120.30
1	II	81	ASP	CB-CG-OD1	5.71	123.44	118.30
1	4t	25	LYS	O-C-N	-5.71	113.57	122.70
1	54	214	MET	CG-SD-CE	-5.71	91.07	100.20
1	76	18	ARG	NE-CZ-NH1	5.71	123.15	120.30
1	94	97	ARG	NE-CZ-NH2	-5.71	117.45	120.30
1	9g	175	GLU	O-C-N	-5.71	113.57	122.70

Continued on next page...

Continued from previous page...

Mol	Chain	Res	Type	Atoms	Z	Observed(°)	Ideal(°)
1	9k	166	ASP	CB-CG-OD1	-5.71	113.17	118.30
1	9A	68	MET	CG-SD-CE	-5.71	91.07	100.20
1	9I	209	ALA	N-CA-CB	5.71	118.09	110.10
1	a4	23	TRP	CH2-CZ2-CE2	-5.71	111.69	117.40
1	aw	166	ASP	CB-CG-OD2	5.71	123.44	118.30
1	c7	80	TRP	NE1-CE2-CZ2	-5.71	124.12	130.40
1	cg	119	THR	C-N-CA	5.71	135.97	121.70
1	co	110	THR	CA-CB-CG2	5.71	120.39	112.40
1	cT	144	MET	CG-SD-CE	-5.71	91.07	100.20
1	1l	161	PHE	CB-CA-C	5.71	121.81	110.40
1	e8	144	MET	CG-SD-CE	-5.71	91.07	100.20
1	ev	85	PRO	O-C-N	-5.71	113.57	122.70
1	ex	100	ARG	NE-CZ-NH2	-5.71	117.45	120.30
1	fo	82	ARG	NE-CZ-NH1	5.71	123.15	120.30
1	fl	173	ARG	NH1-CZ-NH2	-5.71	113.12	119.40
1	fP	132	ARG	NE-CZ-NH1	-5.71	117.45	120.30
1	0	81	ASP	CB-CG-OD2	-5.71	113.16	118.30
1	U	173	ARG	NH1-CZ-NH2	-5.71	113.12	119.40
1	gl	173	ARG	NE-CZ-NH1	5.71	123.15	120.30
1	jb	58	THR	CA-CB-CG2	-5.71	104.41	112.40
1	jl	208	ALA	N-CA-CB	-5.71	102.11	110.10
1	jE	164	TYR	CB-CG-CD2	5.71	124.42	121.00
1	jK	40	PHE	CB-CG-CD2	-5.71	116.81	120.80
1	3X	216	THR	CA-CB-CG2	5.71	120.39	112.40
1	4o	86	VAL	CA-CB-CG2	-5.71	102.34	110.90
1	6l	149	SER	N-CA-CB	5.71	119.06	110.50
1	6r	169	TYR	CZ-CE2-CD2	5.71	124.94	119.80
1	8e	130	TYR	CD1-CE1-CZ	-5.71	114.67	119.80
1	8D	164	TYR	CG-CD2-CE2	-5.71	116.74	121.30
1	aj	39	MET	CA-CB-CG	5.71	123.00	113.30
1	al	80	TRP	CB-CG-CD2	5.71	134.02	126.60
1	bi	6	LEU	N-CA-CB	-5.71	98.99	110.40
1	br	148	THR	CA-CB-CG2	-5.71	104.41	112.40
1	cb	16	SER	N-CA-CB	-5.71	101.94	110.50
1	cq	130	TYR	CB-CG-CD2	-5.71	117.58	121.00
1	ea	221	VAL	O-C-N	-5.71	113.50	123.20
1	eo	167	ARG	CG-CD-NE	-5.71	99.82	111.80
1	1u	81	ASP	CB-CG-OD1	5.71	123.44	118.30
1	g7	164	TYR	CD1-CG-CD2	5.71	124.17	117.90
1	gH	18	ARG	CG-CD-NE	-5.70	99.82	111.80
1	gJ	157	PRO	O-C-N	-5.70	113.58	122.70
1	hQ	197	ASP	CB-CG-OD2	5.70	123.43	118.30

Continued on next page...

Continued from previous page...

Mol	Chain	Res	Type	Atoms	Z	Observed(°)	Ideal(°)
1	iO	29	GLU	O-C-N	-5.70	113.57	122.70
1	jJ	158	LYS	O-C-N	-5.70	113.57	122.70
1	l5	40	PHE	O-C-N	-5.70	113.58	122.70
1	27	152	ASP	N-CA-CB	-5.70	100.33	110.60
1	ln	80	TRP	CB-CG-CD2	-5.70	119.18	126.60
1	28	219	GLN	O-C-N	-5.70	113.50	123.20
1	32	18	ARG	NH1-CZ-NH2	-5.70	113.13	119.40
1	3m	143	ARG	N-CA-CB	5.70	120.86	110.60
1	3n	7	GLN	CB-CA-C	5.70	121.81	110.40
1	4G	117	TRP	CB-CG-CD1	5.70	134.42	127.00
1	5u	152	ASP	CB-CG-OD2	-5.70	113.17	118.30
1	5Q	103	ASP	CB-CG-OD1	5.70	123.43	118.30
1	5S	130	TYR	CB-CG-CD2	-5.70	117.58	121.00
1	6Z	30	LYS	N-CA-CB	5.70	120.87	110.60
1	74	142	VAL	CA-CB-CG1	5.70	119.46	110.90
1	7b	133	TRP	CA-CB-CG	5.70	124.54	113.70
1	7S	216	THR	N-CA-CB	5.70	121.14	110.30
1	81	203	LYS	CB-CG-CD	5.70	126.43	111.60
1	ab	22	ALA	CB-CA-C	5.70	118.66	110.10
1	aF	213	GLU	OE1-CD-OE2	-5.70	116.46	123.30
1	c9	161	PHE	CB-CG-CD1	-5.70	116.81	120.80
1	cf	142	VAL	CA-CB-CG1	-5.70	102.34	110.90
1	ld	1	PRO	CA-N-CD	-5.70	103.52	111.50
1	cg	210	THR	OG1-CB-CG2	-5.70	96.88	110.00
1	co	132	ARG	NE-CZ-NH2	-5.70	117.45	120.30
1	e8	152	ASP	C-N-CA	5.70	135.96	121.70
1	lu	179	GLN	O-C-N	-5.70	113.58	122.70
1	f6	132	ARG	NE-CZ-NH2	-5.70	117.45	120.30
1	fp	141	ILE	O-C-N	-5.70	113.58	122.70
1	g4	154	ARG	NE-CZ-NH2	-5.70	117.45	120.30
1	g	188	THR	N-CA-CB	5.70	121.14	110.30
1	u	152	ASP	CB-CG-OD2	5.70	123.43	118.30
1	gx	108	THR	CA-CB-CG2	-5.70	104.42	112.40
1	lH	128	GLU	OE1-CD-OE2	-5.70	116.46	123.30
1	i1	120	HIS	CA-CB-CG	5.70	123.29	113.60
1	im	162	ARG	O-C-N	-5.70	113.58	122.70
1	iG	207	PRO	N-CA-C	5.70	126.92	112.10
1	lW	173	ARG	NE-CZ-NH2	5.70	123.15	120.30
1	kN	175	GLU	OE1-CD-OE2	-5.70	116.46	123.30
1	l6	45	GLU	O-C-N	-5.70	113.51	123.20
1	lM	18	ARG	CG-CD-NE	-5.70	99.83	111.80
1	2E	19	THR	N-CA-CB	5.70	121.13	110.30

Continued on next page...

Continued from previous page...

Mol	Chain	Res	Type	Atoms	Z	Observed(°)	Ideal(°)
1	4P	19	THR	CA-CB-CG2	-5.70	104.42	112.40
1	4Y	12	HIS	C-N-CA	5.70	135.95	121.70
1	7E	177	ALA	CB-CA-C	-5.70	101.55	110.10
1	8x	13	GLN	CG-CD-OE1	-5.70	110.19	121.60
1	9f	80	TRP	CH2-CZ2-CE2	-5.70	111.70	117.40
1	bE	205	LEU	C-N-CA	5.70	134.28	122.30
1	1h	173	ARG	NH1-CZ-NH2	5.70	125.67	119.40
1	cU	48	THR	CA-CB-CG2	-5.70	104.42	112.40
1	dE	180	GLU	OE1-CD-OE2	-5.70	116.46	123.30
1	dK	169	TYR	CB-CG-CD2	-5.70	117.58	121.00
1	e9	64	ALA	CB-CA-C	-5.70	101.55	110.10
1	eN	154	ARG	NE-CZ-NH2	-5.70	117.45	120.30
1	2	168	PHE	CB-CG-CD1	-5.70	116.81	120.80
1	gg	166	ASP	CB-CG-OD1	-5.70	113.17	118.30
1	gl	148	THR	O-C-N	-5.70	113.58	122.70
1	gX	109	SER	N-CA-CB	5.70	119.05	110.50
1	hP	1	PRO	CA-N-CD	-5.70	103.52	111.50
1	if	211	LEU	O-C-N	-5.70	113.58	122.70
1	iG	161	PHE	CB-CG-CD1	-5.70	116.81	120.80
1	jx	144	MET	CG-SD-CE	-5.70	91.08	100.20
1	jE	167	ARG	NE-CZ-NH1	5.70	123.15	120.30
1	jX	18	ARG	N-CA-CB	5.70	120.86	110.60
1	ko	34	PRO	CA-N-CD	-5.70	103.52	111.50
1	ln	80	TRP	CB-CG-CD1	5.70	134.41	127.00
1	lr	72	THR	CA-CB-CG2	-5.70	104.42	112.40
1	lI	173	ARG	NH1-CZ-NH2	-5.70	113.13	119.40
1	3l	209	ALA	N-CA-CB	-5.70	102.12	110.10
1	3C	143	ARG	NH1-CZ-NH2	-5.70	113.13	119.40
1	45	222	GLY	O-C-N	-5.70	113.51	123.20
1	4c	154	ARG	NH1-CZ-NH2	-5.70	113.13	119.40
1	4h	164	TYR	CB-CG-CD1	5.70	124.42	121.00
1	4D	111	LEU	O-C-N	-5.70	113.58	122.70
1	50	164	TYR	CG-CD2-CE2	-5.70	116.74	121.30
1	5w	24	VAL	CA-CB-CG2	-5.70	102.35	110.90
1	7j	168	PHE	CB-CG-CD1	5.70	124.79	120.80
1	7n	82	ARG	NE-CZ-NH2	-5.70	117.45	120.30
1	7U	165	VAL	CA-CB-CG1	5.70	119.45	110.90
1	8p	130	TYR	CB-CG-CD1	5.70	124.42	121.00
1	8V	16	SER	CB-CA-C	-5.70	99.27	110.10
1	9I	80	TRP	CG-CD2-CE3	-5.70	128.77	133.90
1	aN	130	TYR	CG-CD2-CE2	5.70	125.86	121.30
1	bo	125	PRO	N-CA-C	5.70	126.92	112.10

Continued on next page...

Continued from previous page...

Mol	Chain	Res	Type	Atoms	Z	Observed(°)	Ideal(°)
1	cf	173	ARG	NE-CZ-NH1	5.70	123.15	120.30
1	cv	34	PRO	N-CD-CG	5.70	111.75	103.20
1	dX	100	ARG	NH1-CZ-NH2	-5.70	113.13	119.40
1	e0	82	ARG	NH1-CZ-NH2	-5.70	113.13	119.40
1	eA	141	ILE	O-C-N	-5.70	113.58	122.70
1	fo	35	GLU	OE1-CD-OE2	-5.70	116.46	123.30
1	y	90	PRO	N-CA-CB	5.70	110.14	103.30
1	z	130	TYR	CZ-CE2-CD2	-5.70	114.67	119.80
1	h3	154	ARG	CG-CD-NE	-5.70	99.83	111.80
1	ha	59	VAL	CA-CB-CG2	-5.70	102.35	110.90
1	hg	168	PHE	CB-CG-CD2	-5.70	116.81	120.80
1	hl	51	ASP	CB-CG-OD2	5.70	123.43	118.30
1	ic	97	ARG	NE-CZ-NH2	-5.70	117.45	120.30
1	iD	18	ARG	NH1-CZ-NH2	-5.70	113.13	119.40
1	jf	56	LEU	CB-CG-CD1	-5.70	101.31	111.00
1	kh	88	ALA	CB-CA-C	5.70	118.65	110.10
1	kC	67	GLN	CG-CD-OE1	-5.70	110.20	121.60
1	kU	154	ARG	NE-CZ-NH1	-5.70	117.45	120.30
1	kU	165	VAL	O-C-N	-5.70	113.58	122.70
1	ll	23	TRP	CB-CG-CD1	-5.70	119.59	127.00
1	2L	136	LEU	CB-CG-CD2	5.70	120.69	111.00
1	38	65	ALA	O-C-N	-5.70	113.58	122.70
1	3Y	169	TYR	CD1-CE1-CZ	-5.70	114.67	119.80
1	43	100	ARG	NH1-CZ-NH2	-5.70	113.13	119.40
1	44	10	MET	CG-SD-CE	-5.70	91.08	100.20
1	6A	18	ARG	NH1-CZ-NH2	-5.70	113.13	119.40
1	6N	178	SER	N-CA-CB	-5.70	101.95	110.50
1	7s	91	ILE	O-C-N	-5.70	113.58	122.70
1	7D	117	TRP	CE2-CD2-CG	-5.70	102.74	107.30
1	80	145	TYR	CG-CD1-CE1	-5.70	116.74	121.30
1	85	133	TRP	CB-CG-CD1	5.70	134.41	127.00
1	8c	108	THR	O-C-N	-5.70	113.58	122.70
1	8i	47	ALA	CB-CA-C	5.70	118.65	110.10
1	8z	19	THR	CA-CB-CG2	-5.70	104.42	112.40
1	9q	136	LEU	O-C-N	-5.70	113.51	123.20
1	10	51	ASP	CB-CG-OD1	5.70	123.43	118.30
1	10	211	LEU	O-C-N	-5.70	113.58	122.70
1	ak	191	VAL	CA-CB-CG2	5.70	119.45	110.90
1	aK	145	TYR	CZ-CE2-CD2	5.70	124.93	119.80
1	bz	167	ARG	O-C-N	-5.70	113.58	122.70
1	cg	68	MET	CA-CB-CG	5.70	122.99	113.30
1	dt	228	ALA	N-CA-CB	-5.70	102.12	110.10

Continued on next page...

Continued from previous page...

Mol	Chain	Res	Type	Atoms	Z	Observed(°)	Ideal(°)
1	ei	177	ALA	N-CA-C	5.70	126.38	111.00
1	eE	102	SER	O-C-N	-5.70	113.58	122.70
1	fd	26	VAL	CA-CB-CG2	-5.70	102.35	110.90
1	fz	204	ALA	CB-CA-C	-5.70	101.55	110.10
1	fS	115	ILE	O-C-N	-5.70	113.51	123.20
1	g1	64	ALA	O-C-N	-5.70	113.58	122.70
1	J	38	PRO	N-CD-CG	5.70	111.75	103.20
1	gD	10	MET	O-C-N	-5.70	113.58	122.70
1	io	130	TYR	CB-CG-CD2	-5.70	117.58	121.00
1	iS	162	ARG	NE-CZ-NH2	-5.70	117.45	120.30
1	jl	117	TRP	NE1-CE2-CD2	5.70	113.00	107.30
1	k7	163	ASP	CB-CG-OD1	5.70	123.43	118.30
1	22	229	ARG	NH1-CZ-NH2	-5.70	113.13	119.40
1	kE	178	SER	CB-CA-C	5.70	120.92	110.10
1	l7	100	ARG	NE-CZ-NH2	-5.70	117.45	120.30
1	lN	82	ARG	NE-CZ-NH1	5.70	123.15	120.30
1	2A	145	TYR	CB-CG-CD2	-5.70	117.58	121.00
1	2J	34	PRO	N-CA-CB	5.70	110.14	103.30
1	3B	133	TRP	CE2-CD2-CG	-5.70	102.74	107.30
1	3Z	80	TRP	O-C-N	-5.70	113.58	122.70
1	6f	65	ALA	CB-CA-C	5.70	118.65	110.10
1	82	197	ASP	CB-CG-OD2	-5.70	113.17	118.30
1	9H	211	LEU	CB-CA-C	5.70	121.02	110.20
1	ae	184	TRP	CH2-CZ2-CE2	5.70	123.10	117.40
1	ah	168	PHE	CB-CA-C	5.70	121.79	110.40
1	cg	175	GLU	OE1-CD-OE2	-5.70	116.46	123.30
1	cI	145	TYR	CA-CB-CG	5.70	124.22	113.40
1	d5	6	LEU	CB-CG-CD2	-5.70	101.31	111.00
1	ec	42	ALA	N-CA-CB	-5.70	102.12	110.10
1	f7	39	MET	CG-SD-CE	-5.70	91.08	100.20
1	fp	158	LYS	CB-CG-CD	5.70	126.41	111.60
1	fp	168	PHE	CB-CG-CD2	5.70	124.79	120.80
1	fS	97	ARG	NE-CZ-NH1	5.70	123.15	120.30
1	e	97	ARG	NE-CZ-NH2	-5.70	117.45	120.30
1	k	167	ARG	NE-CZ-NH2	-5.70	117.45	120.30
1	hB	164	TYR	CZ-CE2-CD2	5.70	124.92	119.80
1	hD	164	TYR	CZ-CE2-CD2	-5.70	114.67	119.80
1	lO	166	ASP	CB-CG-OD2	5.70	123.43	118.30
1	im	161	PHE	CB-CG-CD1	-5.70	116.81	120.80
1	iY	64	ALA	N-CA-CB	-5.70	102.12	110.10
1	ju	82	ARG	NE-CZ-NH2	-5.70	117.45	120.30
1	ju	210	THR	O-C-N	-5.70	113.59	122.70

Continued on next page...

Continued from previous page...

Mol	Chain	Res	Type	Atoms	Z	Observed(°)	Ideal(°)
1	1l	150	ILE	CA-CB-CG2	-5.70	99.51	110.90
1	1r	218	CYS	N-CA-CB	5.70	120.85	110.60
1	2c	191	VAL	CA-CB-CG1	-5.70	102.36	110.90
1	2K	132	ARG	NH1-CZ-NH2	-5.70	113.14	119.40
1	3b	148	THR	N-CA-CB	5.70	121.12	110.30
1	3L	162	ARG	CD-NE-CZ	5.70	131.57	123.60
1	3M	178	SER	O-C-N	-5.70	113.59	122.70
1	3P	18	ARG	NH1-CZ-NH2	-5.70	113.13	119.40
1	3W	187	GLU	O-C-N	-5.70	113.59	122.70
1	40	76	GLU	OE1-CD-OE2	-5.70	116.47	123.30
1	4z	205	LEU	CB-CG-CD2	5.70	120.68	111.00
1	4S	18	ARG	NH1-CZ-NH2	-5.70	113.14	119.40
1	6a	88	ALA	O-C-N	-5.70	113.52	123.20
1	6g	169	TYR	CB-CG-CD2	-5.70	117.58	121.00
1	6E	167	ARG	CG-CD-NE	-5.70	99.84	111.80
1	7T	145	TYR	CB-CG-CD2	5.70	124.42	121.00
1	82	12	HIS	N-CA-CB	5.70	120.85	110.60
1	8a	47	ALA	N-CA-CB	-5.70	102.12	110.10
1	9U	23	TRP	CA-CB-CG	5.70	124.52	113.70
1	ak	117	TRP	CB-CG-CD2	5.70	134.00	126.60
1	18	184	TRP	CB-CG-CD1	-5.70	119.60	127.00
1	bx	23	TRP	CD1-NE1-CE2	-5.70	103.87	109.00
1	1c	169	TYR	O-C-N	-5.70	113.59	122.70
1	cn	152	ASP	CB-CG-OD2	5.70	123.42	118.30
1	co	107	THR	CA-CB-CG2	-5.70	104.42	112.40
1	cL	174	ALA	N-CA-CB	5.70	118.07	110.10
1	cT	185	MET	CG-SD-CE	-5.70	91.09	100.20
1	cZ	184	TRP	CH2-CZ2-CE2	-5.70	111.70	117.40
1	do	27	VAL	O-C-N	-5.70	113.59	122.70
1	dK	48	THR	CA-CB-CG2	-5.70	104.43	112.40
1	er	193	ASN	N-CA-CB	5.70	120.85	110.60
1	f7	168	PHE	CB-CG-CD2	5.70	124.79	120.80
1	fF	12	HIS	O-C-N	-5.70	113.59	122.70
1	fM	105	ALA	N-CA-CB	-5.70	102.13	110.10
1	1z	49	PRO	N-CA-CB	5.70	110.13	103.30
1	r	119	THR	N-CA-CB	5.70	121.12	110.30
1	P	216	THR	CA-CB-CG2	-5.70	104.43	112.40
1	gR	184	TRP	CB-CG-CD1	-5.69	119.60	127.00
1	hu	117	TRP	CG-CD2-CE3	-5.69	128.78	133.90
1	hx	103	ASP	CB-CG-OD2	-5.69	113.17	118.30
1	iG	35	GLU	CA-CB-CG	5.69	125.93	113.40
1	ju	126	VAL	CA-CB-CG2	5.69	119.44	110.90

Continued on next page...

Continued from previous page...

Mol	Chain	Res	Type	Atoms	Z	Observed(°)	Ideal(°)
1	42	97	ARG	NH1-CZ-NH2	-5.69	113.14	119.40
1	4p	154	ARG	NH1-CZ-NH2	-5.69	113.14	119.40
1	96	146	SER	N-CA-CB	5.69	119.04	110.50
1	9A	162	ARG	NE-CZ-NH2	-5.69	117.45	120.30
1	bb	169	TYR	CG-CD2-CE2	-5.69	116.75	121.30
1	bu	63	GLN	N-CA-CB	-5.69	100.35	110.60
1	bJ	108	THR	CA-CB-CG2	-5.69	104.43	112.40
1	cg	200	THR	CA-CB-CG2	-5.69	104.43	112.40
1	cq	81	ASP	CB-CG-OD2	-5.69	113.17	118.30
1	cG	39	MET	CG-SD-CE	5.69	109.31	100.20
1	dd	173	ARG	CD-NE-CZ	5.69	131.57	123.60
1	ds	190	LEU	N-CA-CB	-5.69	99.01	110.40
1	ll	6	LEU	N-CA-CB	5.69	121.79	110.40
1	dZ	227	LYS	N-CA-CB	5.69	120.85	110.60
1	eU	81	ASP	CB-CG-OD2	5.69	123.42	118.30
1	eX	153	ILE	CA-CB-CG1	-5.69	100.18	111.00
1	f5	143	ARG	NE-CZ-NH2	5.69	123.15	120.30
1	g	209	ALA	O-C-N	-5.69	113.59	122.70
1	o	164	TYR	CG-CD1-CE1	-5.69	116.75	121.30
1	T	72	THR	O-C-N	-5.69	113.59	122.70
1	g8	17	PRO	N-CA-CB	5.69	110.13	103.30
1	gq	132	ARG	NH1-CZ-NH2	-5.69	113.14	119.40
1	gC	161	PHE	CG-CD2-CE2	-5.69	114.54	120.80
1	gD	80	TRP	CB-CG-CD1	-5.69	119.60	127.00
1	gS	133	TRP	O-C-N	-5.69	113.59	122.70
1	hC	187	GLU	OE1-CD-OE2	5.69	130.13	123.30
1	it	32	PHE	CB-CG-CD2	5.69	124.78	120.80
1	j1	229	ARG	NE-CZ-NH2	-5.69	117.45	120.30
1	ju	82	ARG	NE-CZ-NH2	-5.69	117.45	120.30
1	jL	143	ARG	CG-CD-NE	-5.69	99.84	111.80
1	jM	197	ASP	CB-CG-OD2	5.69	123.42	118.30
1	jT	82	ARG	NH1-CZ-NH2	-5.69	113.14	119.40
1	kE	133	TRP	CH2-CZ2-CE2	-5.69	111.71	117.40
1	25	213	GLU	OE1-CD-OE2	-5.69	116.47	123.30
1	ls	109	SER	O-C-N	-5.69	113.59	122.70
1	lv	171	THR	OG1-CB-CG2	-5.69	96.91	110.00
1	2l	145	TYR	CB-CG-CD1	-5.69	117.58	121.00
1	2R	213	GLU	OE1-CD-OE2	-5.69	116.47	123.30
1	4y	136	LEU	N-CA-CB	5.69	121.79	110.40
1	5w	82	ARG	NE-CZ-NH2	-5.69	117.45	120.30
1	5y	23	TRP	CD1-CG-CD2	5.69	110.85	106.30
1	6k	191	VAL	CA-CB-CG2	-5.69	102.36	110.90

Continued on next page...

Continued from previous page...

Mol	Chain	Res	Type	Atoms	Z	Observed(°)	Ideal(°)
1	6F	145	TYR	CG-CD1-CE1	-5.69	116.75	121.30
1	6Z	126	VAL	O-C-N	-5.69	113.52	123.20
1	82	181	VAL	CB-CA-C	5.69	122.22	111.40
1	8j	196	PRO	N-CA-CB	5.69	110.13	103.30
1	8C	133	TRP	CG-CD1-NE1	-5.69	104.41	110.10
1	Z	113	GLU	OE1-CD-OE2	-5.69	116.47	123.30
1	aJ	130	TYR	CB-CG-CD1	5.69	124.42	121.00
1	aM	65	ALA	O-C-N	-5.69	113.59	122.70
1	bs	28	GLU	OE1-CD-OE2	-5.69	116.47	123.30
1	bs	161	PHE	CB-CG-CD2	5.69	124.78	120.80
1	c2	130	TYR	CD1-CE1-CZ	5.69	124.92	119.80
1	c5	130	TYR	CB-CG-CD1	-5.69	117.58	121.00
1	1d	81	ASP	CB-CG-OD2	5.69	123.42	118.30
1	cw	169	TYR	CB-CG-CD1	-5.69	117.58	121.00
1	cD	184	TRP	CB-CG-CD1	5.69	134.40	127.00
1	cZ	18	ARG	NE-CZ-NH1	5.69	123.15	120.30
1	cZ	166	ASP	CB-CG-OD2	5.69	123.42	118.30
1	d3	58	THR	N-CA-CB	5.69	121.11	110.30
1	1i	18	ARG	NE-CZ-NH2	-5.69	117.45	120.30
1	dD	27	VAL	CA-CB-CG1	5.69	119.44	110.90
1	e8	174	ALA	CB-CA-C	5.69	118.64	110.10
1	eY	20	LEU	CB-CG-CD2	5.69	120.68	111.00
1	H	81	ASP	CB-CG-OD1	5.69	123.42	118.30
1	gD	18	ARG	CD-NE-CZ	5.69	131.57	123.60
1	gX	24	VAL	CB-CA-C	5.69	122.21	111.40
1	1I	184	TRP	CE2-CD2-CG	-5.69	102.75	107.30
1	hm	26	VAL	CA-CB-CG2	-5.69	102.36	110.90
1	hv	66	MET	CA-CB-CG	5.69	122.97	113.30
1	i1	76	GLU	OE1-CD-OE2	-5.69	116.47	123.30
1	j9	18	ARG	NE-CZ-NH1	5.69	123.14	120.30
1	20	88	ALA	N-CA-CB	-5.69	102.13	110.10
1	kz	99	PRO	N-CD-CG	5.69	111.73	103.20
1	kW	32	PHE	CZ-CE2-CD2	-5.69	113.27	120.10
1	1l	100	ARG	CG-CD-NE	-5.69	99.85	111.80
1	1A	142	VAL	CA-CB-CG1	5.69	119.44	110.90
1	3Y	31	ALA	N-CA-CB	5.69	118.07	110.10
1	42	65	ALA	N-CA-CB	-5.69	102.13	110.10
1	49	173	ARG	C-N-CA	5.69	135.93	121.70
1	4p	79	GLU	CG-CD-OE1	5.69	129.68	118.30
1	4r	173	ARG	NE-CZ-NH1	5.69	123.14	120.30
1	54	56	LEU	CB-CG-CD1	5.69	120.67	111.00
1	5u	135	ILE	CB-CA-C	5.69	122.98	111.60

Continued on next page...

Continued from previous page...

Mol	Chain	Res	Type	Atoms	Z	Observed(°)	Ideal(°)
1	5X	83	LEU	O-C-N	-5.69	113.60	122.70
1	6i	182	LYS	CB-CA-C	5.69	121.78	110.40
1	6o	5	ASN	CB-CA-C	-5.69	99.02	110.40
1	6M	180	GLU	O-C-N	-5.69	113.60	122.70
1	80	175	GLU	OE1-CD-OE2	-5.69	116.47	123.30
1	8l	120	HIS	N-CA-CB	5.69	120.84	110.60
1	9p	169	TYR	CG-CD2-CE2	-5.69	116.75	121.30
1	9D	205	LEU	CB-CG-CD1	5.69	120.67	111.00
1	Y	130	TYR	CZ-CE2-CD2	-5.69	114.68	119.80
1	ad	184	TRP	CD1-NE1-CE2	5.69	114.12	109.00
1	aj	133	TRP	CE2-CD2-CG	5.69	111.85	107.30
1	aK	40	PHE	CB-CG-CD1	5.69	124.78	120.80
1	b1	143	ARG	NE-CZ-NH1	5.69	123.14	120.30
1	bS	162	ARG	CD-NE-CZ	5.69	131.57	123.60
1	cn	97	ARG	NE-CZ-NH2	-5.69	117.45	120.30
1	1e	143	ARG	NH1-CZ-NH2	-5.69	113.14	119.40
1	dv	23	TRP	CE2-CD2-CG	-5.69	102.75	107.30
1	dS	195	ASN	N-CA-CB	-5.69	100.36	110.60
1	dT	32	PHE	CB-CG-CD2	5.69	124.78	120.80
1	eC	40	PHE	CB-CG-CD1	-5.69	116.82	120.80
1	eK	140	LYS	N-CA-CB	5.69	120.84	110.60
1	eL	44	SER	N-CA-CB	5.69	119.03	110.50
1	eZ	132	ARG	NE-CZ-NH2	-5.69	117.45	120.30
1	fP	169	TYR	CZ-CE2-CD2	-5.69	114.68	119.80
1	fX	118	MET	N-CA-CB	-5.69	100.36	110.60
1	g3	118	MET	CG-SD-CE	-5.69	91.10	100.20
1	I	184	TRP	CB-CG-CD2	5.69	134.00	126.60
1	1C	185	MET	CG-SD-CE	-5.69	91.10	100.20
1	hg	164	TYR	CD1-CE1-CZ	-5.69	114.68	119.80
1	i8	55	MET	O-C-N	-5.69	113.60	122.70
1	j7	9	GLN	N-CA-C	-5.69	95.64	111.00
1	ke	173	ARG	NE-CZ-NH2	-5.69	117.45	120.30
1	ku	32	PHE	CB-CG-CD2	-5.69	116.82	120.80
1	kV	100	ARG	NH1-CZ-NH2	-5.69	113.14	119.40
1	2D	51	ASP	CB-CG-OD2	-5.69	113.18	118.30
1	3Z	143	ARG	NE-CZ-NH2	-5.69	117.45	120.30
1	60	135	ILE	CA-CB-CG2	5.69	122.28	110.90
1	6a	188	THR	CA-CB-OG1	5.69	120.95	109.00
1	7B	191	VAL	CA-CB-CG1	5.69	119.43	110.90
1	8W	42	ALA	N-CA-CB	-5.69	102.14	110.10
1	9Z	170	LYS	CB-CA-C	5.69	121.78	110.40
1	be	133	TRP	NE1-CE2-CD2	5.69	112.99	107.30

Continued on next page...

Continued from previous page...

Mol	Chain	Res	Type	Atoms	Z	Observed(°)	Ideal(°)
1	bY	130	TYR	CB-CG-CD2	5.69	124.41	121.00
1	cZ	24	VAL	CG1-CB-CG2	-5.69	101.80	110.90
1	es	141	ILE	O-C-N	-5.69	113.60	122.70
1	eZ	181	VAL	CA-CB-CG2	-5.69	102.37	110.90
1	f3	44	SER	N-CA-CB	5.69	119.03	110.50
1	fe	66	MET	O-C-N	-5.69	113.60	122.70
1	ge	230	VAL	CA-CB-CG1	5.69	119.43	110.90
1	gp	144	MET	CG-SD-CE	-5.69	91.10	100.20
1	gB	208	ALA	CB-CA-C	5.69	118.63	110.10
1	gY	27	VAL	CG1-CB-CG2	-5.69	101.80	110.90
1	h7	82	ARG	NH1-CZ-NH2	-5.69	113.14	119.40
1	h7	132	ARG	NE-CZ-NH1	5.69	123.14	120.30
1	hf	12	HIS	CA-CB-CG	5.69	123.27	113.60
1	hQ	79	GLU	OE1-CD-OE2	-5.69	116.47	123.30
1	j0	135	ILE	CA-CB-CG1	5.69	121.81	111.00
1	jd	210	THR	CA-CB-CG2	-5.69	104.44	112.40
1	jz	39	MET	CG-SD-CE	-5.69	91.10	100.20
1	jR	130	TYR	CE1-CZ-CE2	5.69	128.90	119.80
1	kn	139	ASN	N-CA-CB	-5.69	100.36	110.60
1	kO	130	TYR	CB-CG-CD1	-5.69	117.59	121.00
1	kR	172	LEU	CB-CG-CD1	5.69	120.67	111.00
1	kT	132	ARG	NE-CZ-NH2	-5.69	117.46	120.30
1	26	117	TRP	CE2-CD2-CG	-5.69	102.75	107.30
1	2a	18	ARG	NE-CZ-NH2	5.69	123.14	120.30
1	2c	108	THR	CA-CB-CG2	-5.69	104.44	112.40
1	3f	98	GLU	N-CA-CB	5.69	120.84	110.60
1	4U	174	ALA	N-CA-CB	-5.69	102.14	110.10
1	5K	66	MET	O-C-N	-5.69	113.60	122.70
1	73	136	LEU	CB-CG-CD2	5.69	120.67	111.00
1	7g	140	LYS	O-C-N	5.69	131.80	122.70
1	7v	168	PHE	CB-CG-CD1	5.69	124.78	120.80
1	85	214	MET	CG-SD-CE	-5.69	91.10	100.20
1	8h	68	MET	CG-SD-CE	-5.69	91.10	100.20
1	97	169	TYR	CB-CG-CD2	-5.69	117.59	121.00
1	99	167	ARG	NE-CZ-NH1	5.69	123.14	120.30
1	9q	110	THR	O-C-N	-5.69	113.60	122.70
1	9O	16	SER	N-CA-CB	-5.69	101.97	110.50
1	ab	229	ARG	NE-CZ-NH1	5.69	123.14	120.30
1	cn	208	ALA	CB-CA-C	-5.69	101.57	110.10
1	cM	35	GLU	CB-CA-C	5.69	121.78	110.40
1	dl	164	TYR	CG-CD1-CE1	-5.69	116.75	121.30
1	dm	82	ARG	CD-NE-CZ	5.69	131.56	123.60

Continued on next page...

Continued from previous page...

Mol	Chain	Res	Type	Atoms	Z	Observed(°)	Ideal(°)
1	1o	142	VAL	CA-CB-CG1	5.69	119.43	110.90
1	eu	110	THR	CA-CB-OG1	5.69	120.94	109.00
1	eH	36	VAL	CA-CB-CG1	5.69	119.43	110.90
1	r	82	ARG	NE-CZ-NH2	-5.69	117.46	120.30
1	P	164	TYR	CG-CD1-CE1	-5.69	116.75	121.30
1	h3	224	PRO	N-CA-CB	5.69	110.12	103.30
1	hJ	26	VAL	CA-CB-CG2	-5.69	102.37	110.90
1	jn	110	THR	N-CA-CB	5.69	121.10	110.30
1	jY	185	MET	CG-SD-CE	-5.69	91.10	100.20
1	k1	117	TRP	O-C-N	-5.69	113.60	122.70
1	3G	168	PHE	CG-CD1-CE1	-5.69	114.55	120.80
1	4a	217	ALA	N-CA-CB	-5.69	102.14	110.10
1	58	167	ARG	NE-CZ-NH1	5.69	123.14	120.30
1	68	214	MET	CG-SD-CE	-5.69	91.10	100.20
1	77	23	TRP	CD1-NE1-CE2	5.69	114.12	109.00
1	7q	111	LEU	O-C-N	-5.69	113.60	122.70
1	8b	93	PRO	N-CA-CB	-5.69	96.34	102.60
1	9O	43	LEU	O-C-N	-5.69	113.60	122.70
1	ai	214	MET	CG-SD-CE	5.69	109.30	100.20
1	aJ	117	TRP	CE3-CZ3-CH2	-5.69	114.94	121.20
1	ca	148	THR	CA-CB-CG2	-5.69	104.44	112.40
1	cL	76	GLU	O-C-N	5.69	131.80	122.70
1	di	97	ARG	NE-CZ-NH1	5.69	123.14	120.30
1	dT	152	ASP	CB-CG-OD1	-5.69	113.18	118.30
1	fq	71	GLU	OE1-CD-OE2	-5.69	116.48	123.30
1	k	227	LYS	C-N-CA	5.69	135.92	121.70
1	gg	159	GLU	CG-CD-OE2	-5.68	106.93	118.30
1	gx	184	TRP	NE1-CE2-CZ2	-5.68	124.15	130.40
1	gW	82	ARG	NE-CZ-NH2	-5.68	117.46	120.30
1	hK	142	VAL	CB-CA-C	-5.68	100.60	111.40
1	hZ	166	ASP	CB-CG-OD2	5.68	123.42	118.30
1	iw	167	ARG	NE-CZ-NH2	5.68	123.14	120.30
1	j4	59	VAL	CA-CB-CG1	5.68	119.43	110.90
1	jK	154	ARG	NH1-CZ-NH2	-5.68	113.15	119.40
1	jS	136	LEU	N-CA-CB	5.68	121.77	110.40
1	jX	149	SER	N-CA-CB	5.68	119.03	110.50
1	kX	23	TRP	CG-CD2-CE3	-5.68	128.78	133.90
1	25	65	ALA	CB-CA-C	5.68	118.63	110.10
1	kZ	120	HIS	CA-CB-CG	5.68	123.26	113.60
1	li	162	ARG	NH1-CZ-NH2	-5.68	113.15	119.40
1	3L	97	ARG	NE-CZ-NH2	5.68	123.14	120.30
1	4U	96	MET	CG-SD-CE	-5.68	91.11	100.20

Continued on next page...

Continued from previous page...

Mol	Chain	Res	Type	Atoms	Z	Observed(°)	Ideal(°)
1	59	10	MET	CB-CA-C	5.68	121.77	110.40
1	6b	9	GLN	O-C-N	-5.68	113.61	122.70
1	6s	47	ALA	CB-CA-C	-5.68	101.57	110.10
1	6N	128	GLU	OE1-CD-OE2	-5.68	116.48	123.30
1	70	165	VAL	CG1-CB-CG2	-5.68	101.81	110.90
1	7g	96	MET	CG-SD-CE	-5.68	91.11	100.20
1	8t	58	THR	CA-CB-CG2	5.68	120.36	112.40
1	93	23	TRP	NE1-CE2-CZ2	-5.68	124.15	130.40
1	9c	88	ALA	C-N-CA	5.68	134.24	122.30
1	ar	97	ARG	NE-CZ-NH1	5.68	123.14	120.30
1	ax	113	GLU	OE1-CD-OE2	-5.68	116.48	123.30
1	aB	128	GLU	OE1-CD-OE2	-5.68	116.48	123.30
1	aR	152	ASP	CB-CG-OD2	5.68	123.42	118.30
1	cR	11	VAL	CA-CB-CG1	-5.68	102.37	110.90
1	d2	207	PRO	N-CA-CB	5.68	110.12	103.30
1	dD	100	ARG	NE-CZ-NH2	-5.68	117.46	120.30
1	dU	145	TYR	CB-CG-CD1	5.68	124.41	121.00
1	fC	133	TRP	CD1-NE1-CE2	-5.68	103.89	109.00
1	fV	100	ARG	NE-CZ-NH2	-5.68	117.46	120.30
1	t	215	MET	CG-SD-CE	-5.68	91.11	100.20
1	K	51	ASP	CB-CG-OD2	5.68	123.42	118.30
1	gT	83	LEU	O-C-N	-5.68	113.61	122.70
1	hg	154	ARG	CD-NE-CZ	5.68	131.56	123.60
1	hj	103	ASP	CB-CG-OD2	-5.68	113.19	118.30
1	hm	145	TYR	CB-CG-CD2	-5.68	117.59	121.00
1	1P	119	THR	CA-CB-CG2	-5.68	104.44	112.40
1	j2	33	SER	CA-C-O	-5.68	108.17	120.10
1	jY	169	TYR	CB-CG-CD1	5.68	124.41	121.00
1	k0	80	TRP	CB-CG-CD1	-5.68	119.61	127.00
1	kf	98	GLU	OE1-CD-OE2	-5.68	116.48	123.30
1	lr	92	GLU	OE1-CD-OE2	-5.68	116.48	123.30
1	lF	210	THR	CA-CB-CG2	-5.68	104.44	112.40
1	2o	92	GLU	OE1-CD-OE2	5.68	130.12	123.30
1	2F	229	ARG	CG-CD-NE	-5.68	99.87	111.80
1	3l	73	ILE	CA-CB-CG1	5.68	121.80	111.00
1	4N	80	TRP	CB-CG-CD2	5.68	133.99	126.60
1	5e	122	PRO	N-CD-CG	5.68	111.72	103.20
1	5K	161	PHE	CB-CG-CD1	5.68	124.78	120.80
1	5M	119	THR	CA-CB-CG2	-5.68	104.44	112.40
1	6e	133	TRP	CB-CG-CD2	-5.68	119.21	126.60
1	6i	221	VAL	O-C-N	-5.68	113.54	123.20
1	7W	213	GLU	OE1-CD-OE2	-5.68	116.48	123.30

Continued on next page...

Continued from previous page...

Mol	Chain	Res	Type	Atoms	Z	Observed(°)	Ideal(°)
1	7Z	23	TRP	CB-CG-CD1	5.68	134.39	127.00
1	87	164	TYR	CD1-CE1-CZ	5.68	124.92	119.80
1	8O	169	TYR	CB-CG-CD2	-5.68	117.59	121.00
1	99	81	ASP	CB-CG-OD2	5.68	123.42	118.30
1	9R	197	ASP	CB-CG-OD2	5.68	123.42	118.30
1	9Z	147	PRO	N-CA-CB	-5.68	96.35	102.60
1	a5	147	PRO	N-CA-CB	5.68	110.12	103.30
1	a9	184	TRP	CB-CG-CD1	-5.68	119.61	127.00
1	al	197	ASP	CB-CG-OD2	5.68	123.41	118.30
1	aC	61	GLY	O-C-N	-5.68	113.61	122.70
1	b3	152	ASP	CB-CG-OD2	-5.68	113.19	118.30
1	bp	66	MET	CG-SD-CE	-5.68	91.11	100.20
1	cx	55	MET	CG-SD-CE	-5.68	91.11	100.20
1	cS	40	PHE	CB-CG-CD1	-5.68	116.82	120.80
1	cW	191	VAL	CG1-CB-CG2	-5.68	101.81	110.90
1	cZ	145	TYR	CB-CG-CD1	5.68	124.41	121.00
1	d2	36	VAL	CA-CB-CG1	5.68	119.42	110.90
1	d8	214	MET	CA-CB-CG	5.68	122.96	113.30
1	lj	132	ARG	NE-CZ-NH2	-5.68	117.46	120.30
1	dt	230	VAL	CA-CB-CG1	-5.68	102.38	110.90
1	eA	167	ARG	CD-NE-CZ	5.68	131.56	123.60
1	lu	118	MET	CA-CB-CG	5.68	122.96	113.30
1	f3	42	ALA	O-C-N	-5.68	113.61	122.70
1	fh	132	ARG	NE-CZ-NH2	5.68	123.14	120.30
1	ly	153	ILE	O-C-N	-5.68	113.61	122.70
1	l	92	GLU	OE1-CD-OE2	-5.68	116.48	123.30
1	K	219	GLN	CB-CA-C	-5.68	99.04	110.40
1	9	164	TYR	CB-CG-CD2	5.68	124.41	121.00
1	gn	73	ILE	O-C-N	-5.68	113.61	122.70
1	il	97	ARG	NE-CZ-NH1	5.68	123.14	120.30
1	jc	58	THR	O-C-N	-5.68	113.61	122.70
1	jy	76	GLU	OE1-CD-OE2	-5.68	116.48	123.30
1	kB	87	HIS	N-CA-CB	5.68	120.83	110.60
1	2S	100	ARG	NE-CZ-NH2	-5.68	117.46	120.30
1	3s	22	ALA	O-C-N	-5.68	113.61	122.70
1	4o	133	TRP	CB-CG-CD1	5.68	134.39	127.00
1	5z	162	ARG	NE-CZ-NH1	5.68	123.14	120.30
1	5S	105	ALA	O-C-N	-5.68	113.54	123.20
1	63	132	ARG	NE-CZ-NH2	-5.68	117.46	120.30
1	6A	9	GLN	CB-CA-C	-5.68	99.04	110.40
1	7U	117	TRP	CB-CG-CD1	-5.68	119.61	127.00
1	8p	168	PHE	CB-CG-CD1	5.68	124.78	120.80

Continued on next page...

Continued from previous page...

Mol	Chain	Res	Type	Atoms	Z	Observed(°)	Ideal(°)
1	8t	215	MET	CG-SD-CE	5.68	109.29	100.20
1	8B	110	THR	CA-CB-CG2	-5.68	104.45	112.40
1	ae	166	ASP	CB-CG-OD1	5.68	123.41	118.30
1	aq	59	VAL	CA-CB-CG1	5.68	119.42	110.90
1	br	157	PRO	N-CD-CG	5.68	111.72	103.20
1	cd	6	LEU	O-C-N	-5.68	113.61	122.70
1	d3	31	ALA	N-CA-CB	5.68	118.05	110.10
1	dk	165	VAL	CG1-CB-CG2	-5.68	101.81	110.90
1	do	184	TRP	CD1-CG-CD2	-5.68	101.75	106.30
1	eL	131	LYS	CD-CE-NZ	-5.68	98.64	111.70
1	P	82	ARG	CA-CB-CG	5.68	125.90	113.40
1	gv	139	ASN	N-CA-CB	-5.68	100.38	110.60
1	gI	68	MET	CG-SD-CE	5.68	109.29	100.20
1	i7	120	HIS	CA-CB-CG	5.68	123.26	113.60
1	iK	154	ARG	NH1-CZ-NH2	-5.68	113.15	119.40
1	jc	184	TRP	CH2-CZ2-CE2	5.68	123.08	117.40
1	js	130	TYR	CD1-CE1-CZ	-5.68	114.69	119.80
1	jV	126	VAL	CA-CB-CG1	-5.68	102.38	110.90
1	kG	50	GLN	O-C-N	-5.68	113.61	122.70
1	kL	36	VAL	O-C-N	-5.68	113.61	122.70
1	lp	23	TRP	CB-CG-CD1	-5.68	119.62	127.00
1	lv	94	GLY	C-N-CA	5.68	135.90	121.70
1	ly	119	THR	CA-CB-CG2	-5.68	104.45	112.40
1	2h	48	THR	CA-CB-CG2	-5.68	104.45	112.40
1	2y	144	MET	CG-SD-CE	-5.68	91.11	100.20
1	2B	82	ARG	NE-CZ-NH2	5.68	123.14	120.30
1	2T	18	ARG	NE-CZ-NH2	5.68	123.14	120.30
1	3F	216	THR	CA-CB-CG2	-5.68	104.45	112.40
1	3G	32	PHE	CB-CG-CD1	5.68	124.78	120.80
1	3I	190	LEU	CB-CG-CD2	5.68	120.66	111.00
1	4y	229	ARG	NE-CZ-NH1	5.68	123.14	120.30
1	4N	81	ASP	CB-CG-OD2	5.68	123.41	118.30
1	5L	117	TRP	CH2-CZ2-CE2	-5.68	111.72	117.40
1	6e	46	GLY	O-C-N	-5.68	113.61	122.70
1	6s	216	THR	O-C-N	-5.68	113.61	122.70
1	7z	19	THR	CA-CB-CG2	-5.68	104.45	112.40
1	8k	186	THR	CA-CB-CG2	-5.68	104.45	112.40
1	8P	143	ARG	NE-CZ-NH1	5.68	123.14	120.30
1	8T	39	MET	CG-SD-CE	-5.68	91.11	100.20
1	Y	23	TRP	CA-CB-CG	5.68	124.49	113.70
1	a9	3	VAL	CA-CB-CG2	5.68	119.42	110.90
1	aX	40	PHE	CB-CG-CD2	5.68	124.78	120.80

Continued on next page...

Continued from previous page...

Mol	Chain	Res	Type	Atoms	Z	Observed(°)	Ideal(°)
1	bc	159	GLU	N-CA-CB	-5.68	100.38	110.60
1	bH	154	ARG	N-CA-CB	5.68	120.82	110.60
1	ch	27	VAL	O-C-N	-5.68	113.61	122.70
1	cl	154	ARG	CG-CD-NE	-5.68	99.87	111.80
1	d7	17	PRO	CA-C-N	5.68	129.69	117.20
1	de	161	PHE	CB-CG-CD2	-5.68	116.82	120.80
1	eF	188	THR	CA-CB-CG2	-5.68	104.45	112.40
1	eJ	51	ASP	CB-CG-OD1	5.68	123.41	118.30
1	fs	40	PHE	CB-CG-CD2	-5.68	116.83	120.80
1	ft	189	LEU	O-C-N	-5.68	113.61	122.70
1	fu	100	ARG	NE-CZ-NH2	-5.68	117.46	120.30
1	b	108	THR	O-C-N	-5.68	113.61	122.70
1	h	161	PHE	CD1-CE1-CZ	5.68	126.92	120.10
1	l	145	TYR	O-C-N	5.68	131.79	122.70
1	l	120	HIS	N-CA-CB	-5.68	100.38	110.60
1	B	32	PHE	CB-CG-CD1	5.68	124.78	120.80
1	1H	57	ASN	CA-CB-CG	-5.68	100.91	113.40
1	h8	47	ALA	CB-CA-C	5.68	118.62	110.10
1	if	3	VAL	C-N-CA	5.68	135.90	121.70
1	iw	32	PHE	CB-CG-CD1	5.68	124.78	120.80
1	iB	163	ASP	CA-CB-CG	-5.68	100.91	113.40
1	iK	20	LEU	CB-CG-CD1	5.68	120.65	111.00
1	iR	82	ARG	NH1-CZ-NH2	-5.68	113.15	119.40
1	jI	32	PHE	CB-CG-CD2	5.68	124.77	120.80
1	jN	84	HIS	CA-CB-CG	-5.68	103.95	113.60
1	jZ	130	TYR	CB-CG-CD1	5.68	124.41	121.00
1	kt	161	PHE	CB-CG-CD2	-5.68	116.83	120.80
1	23	103	ASP	CB-CG-OD2	-5.68	113.19	118.30
1	25	210	THR	CA-CB-CG2	-5.68	104.45	112.40
1	li	185	MET	CG-SD-CE	-5.68	91.12	100.20
1	2H	16	SER	N-CA-CB	5.68	119.02	110.50
1	4N	166	ASP	CB-CG-OD2	-5.68	113.19	118.30
1	5C	22	ALA	O-C-N	-5.68	113.62	122.70
1	5O	164	TYR	CZ-CE2-CD2	-5.68	114.69	119.80
1	5R	100	ARG	NE-CZ-NH1	5.68	123.14	120.30
1	6y	80	TRP	CE2-CD2-CG	-5.68	102.76	107.30
1	6I	146	SER	N-CA-CB	5.68	119.02	110.50
1	92	184	TRP	CB-CG-CD1	-5.68	119.62	127.00
1	9Y	166	ASP	CB-CG-OD1	5.68	123.41	118.30
1	a9	54	THR	CA-CB-CG2	-5.68	104.45	112.40
1	ag	51	ASP	CB-CG-OD1	5.68	123.41	118.30
1	aX	100	ARG	NE-CZ-NH2	-5.68	117.46	120.30

Continued on next page...

Continued from previous page...

Mol	Chain	Res	Type	Atoms	Z	Observed(°)	Ideal(°)
1	c0	117	TRP	CE3-CZ3-CH2	-5.68	114.95	121.20
1	c7	112	GLN	O-C-N	-5.68	113.61	122.70
1	cG	93	PRO	N-CA-CB	5.68	110.11	103.30
1	ee	148	THR	CA-CB-CG2	-5.68	104.45	112.40
1	1t	154	ARG	NH1-CZ-NH2	-5.68	113.15	119.40
1	eW	167	ARG	NE-CZ-NH2	5.68	123.14	120.30
1	gJ	6	LEU	CB-CG-CD2	5.68	120.65	111.00
1	gQ	31	ALA	CB-CA-C	5.68	118.61	110.10
1	gT	194	ALA	CB-CA-C	-5.68	101.58	110.10
1	hv	166	ASP	CB-CG-OD1	5.68	123.41	118.30
1	hH	40	PHE	CB-CG-CD1	-5.68	116.83	120.80
1	ij	107	THR	CA-CB-CG2	5.68	120.35	112.40
1	iF	161	PHE	CB-CA-C	5.68	121.75	110.40
1	iy	107	THR	CA-CB-CG2	-5.68	104.45	112.40
1	k4	215	MET	CG-SD-CE	5.68	109.28	100.20
1	kf	204	ALA	N-CA-CB	-5.68	102.15	110.10
1	kC	40	PHE	CB-CG-CD1	5.68	124.77	120.80
1	l0	23	TRP	CA-CB-CG	5.68	124.49	113.70
1	l1	84	HIS	CB-CA-C	-5.68	99.05	110.40
1	l4	81	ASP	CB-CG-OD1	5.68	123.41	118.30
1	26	168	PHE	CG-CD2-CE2	-5.68	114.56	120.80
1	2T	170	LYS	CB-CA-C	-5.68	99.05	110.40
1	2U	59	VAL	CA-CB-CG1	5.68	119.41	110.90
1	4b	169	TYR	CD1-CE1-CZ	5.68	124.91	119.80
1	4d	103	ASP	N-CA-CB	5.68	120.82	110.60
1	4v	208	ALA	N-CA-CB	-5.68	102.15	110.10
1	64	55	MET	CG-SD-CE	-5.68	91.12	100.20
1	6u	105	ALA	N-CA-CB	-5.68	102.15	110.10
1	7a	221	VAL	CA-CB-CG1	-5.68	102.39	110.90
1	7B	66	MET	CG-SD-CE	-5.68	91.12	100.20
1	8X	216	THR	CA-CB-CG2	-5.68	104.45	112.40
1	am	162	ARG	CA-CB-CG	5.68	125.89	113.40
1	b1	154	ARG	CD-NE-CZ	-5.68	115.65	123.60
1	bl	92	GLU	N-CA-C	5.68	126.33	111.00
1	br	102	SER	N-CA-CB	5.68	119.02	110.50
1	bs	173	ARG	NE-CZ-NH1	5.68	123.14	120.30
1	lg	161	PHE	CB-CA-C	5.68	121.75	110.40
1	db	97	ARG	NH1-CZ-NH2	-5.68	113.16	119.40
1	1k	83	LEU	CB-CA-C	-5.68	99.41	110.20
1	1k	145	TYR	CB-CG-CD1	-5.68	117.59	121.00
1	el	145	TYR	CG-CD2-CE2	-5.68	116.76	121.30
1	1s	66	MET	CG-SD-CE	-5.68	91.12	100.20

Continued on next page...

Continued from previous page...

Mol	Chain	Res	Type	Atoms	Z	Observed(°)	Ideal(°)
1	eL	167	ARG	NE-CZ-NH2	5.68	123.14	120.30
1	fi	42	ALA	CB-CA-C	5.68	118.61	110.10
1	fF	54	THR	CA-CB-CG2	-5.68	104.45	112.40
1	0	58	THR	O-C-N	-5.68	113.62	122.70
1	O	97	ARG	NE-CZ-NH1	5.68	123.14	120.30
1	gm	100	ARG	CD-NE-CZ	5.67	131.54	123.60
1	gn	53	ASN	CA-CB-CG	-5.67	100.91	113.40
1	gn	142	VAL	CG1-CB-CG2	-5.67	101.82	110.90
1	gq	204	ALA	N-CA-CB	-5.67	102.16	110.10
1	1F	97	ARG	NE-CZ-NH1	5.67	123.14	120.30
1	h9	171	THR	CA-CB-CG2	5.67	120.34	112.40
1	hb	154	ARG	NE-CZ-NH2	-5.67	117.46	120.30
1	j5	33	SER	N-CA-C	-5.67	95.68	111.00
1	j8	130	TYR	CB-CG-CD2	-5.67	117.60	121.00
1	jb	210	THR	CA-CB-CG2	-5.67	104.45	112.40
1	jB	229	ARG	NE-CZ-NH1	5.67	123.14	120.30
1	jR	1	PRO	N-CD-CG	5.67	111.71	103.20
1	kM	33	SER	N-CA-CB	5.67	119.01	110.50
1	26	166	ASP	CB-CG-OD1	5.67	123.41	118.30
1	2t	130	TYR	CG-CD1-CE1	-5.67	116.76	121.30
1	2D	151	LEU	CB-CG-CD1	5.67	120.65	111.00
1	33	164	TYR	CB-CG-CD1	-5.67	117.60	121.00
1	4A	165	VAL	CA-CB-CG2	-5.67	102.39	110.90
1	4P	97	ARG	NE-CZ-NH2	-5.67	117.46	120.30
1	56	179	GLN	CB-CG-CD	5.67	126.35	111.60
1	5o	23	TRP	CE2-CD2-CG	5.67	111.84	107.30
1	5o	185	MET	CG-SD-CE	-5.67	91.12	100.20
1	5X	97	ARG	CD-NE-CZ	5.67	131.55	123.60
1	5Y	130	TYR	CB-CG-CD1	5.67	124.40	121.00
1	6Z	202	LEU	CB-CG-CD1	-5.67	101.36	111.00
1	7R	197	ASP	CB-CG-OD2	-5.67	113.19	118.30
1	7W	168	PHE	CB-CG-CD1	-5.67	116.83	120.80
1	8q	84	HIS	CA-CB-CG	-5.67	103.95	113.60
1	8Y	97	ARG	NE-CZ-NH2	-5.67	117.46	120.30
1	9o	7	GLN	N-CA-CB	-5.67	100.38	110.60
1	9p	148	THR	CA-CB-CG2	-5.67	104.46	112.40
1	9q	229	ARG	NE-CZ-NH2	-5.67	117.46	120.30
1	Z	62	HIS	O-C-N	-5.67	113.62	122.70
1	al	126	VAL	CA-CB-CG1	-5.67	102.39	110.90
1	ax	103	ASP	CB-CG-OD2	5.67	123.41	118.30
1	aN	90	PRO	N-CD-CG	5.67	111.71	103.20
1	bc	100	ARG	CG-CD-NE	-5.67	99.88	111.80

Continued on next page...

Continued from previous page...

Mol	Chain	Res	Type	Atoms	Z	Observed(°)	Ideal(°)
1	bc	124	ILE	O-C-N	-5.67	110.32	121.10
1	bL	147	PRO	N-CA-CB	-5.67	96.36	102.60
1	bW	162	ARG	NE-CZ-NH2	-5.67	117.46	120.30
1	ce	215	MET	CG-SD-CE	-5.67	91.12	100.20
1	lm	40	PHE	CG-CD1-CE1	5.67	127.04	120.80
1	ex	132	ARG	NE-CZ-NH2	-5.67	117.46	120.30
1	eR	96	MET	C-N-CA	5.67	135.89	121.70
1	fg	177	ALA	N-CA-CB	5.67	118.05	110.10
1	fE	198	CYS	N-CA-CB	5.67	120.81	110.60
1	fK	184	TRP	CD1-CG-CD2	-5.67	101.76	106.30
1	2	151	LEU	CB-CG-CD2	5.67	120.65	111.00
1	N	117	TRP	CG-CD1-NE1	-5.67	104.43	110.10
1	i6	27	VAL	CB-CA-C	5.67	122.18	111.40
1	i7	173	ARG	NE-CZ-NH1	5.67	123.14	120.30
1	iQ	229	ARG	NE-CZ-NH2	-5.67	117.46	120.30
1	kw	23	TRP	CB-CG-CD1	-5.67	119.62	127.00
1	l5	197	ASP	N-CA-CB	-5.67	100.39	110.60
1	2Y	146	SER	CA-C-N	5.67	132.99	117.10
1	4t	166	ASP	CB-CG-OD2	-5.67	113.19	118.30
1	4J	159	GLU	N-CA-CB	5.67	120.81	110.60
1	6f	184	TRP	CB-CG-CD2	5.67	133.97	126.60
1	7a	207	PRO	N-CA-C	5.67	126.85	112.10
1	7r	11	VAL	CA-CB-CG1	5.67	119.41	110.90
1	87	51	ASP	CB-CG-OD1	5.67	123.41	118.30
1	9K	41	SER	N-CA-CB	5.67	119.01	110.50
1	bS	162	ARG	NE-CZ-NH2	5.67	123.14	120.30
1	cU	132	ARG	NH1-CZ-NH2	-5.67	113.16	119.40
1	e8	132	ARG	NH1-CZ-NH2	5.67	125.64	119.40
1	r	154	ARG	NH1-CZ-NH2	-5.67	113.16	119.40
1	F	97	ARG	NE-CZ-NH2	5.67	123.14	120.30
1	go	143	ARG	NE-CZ-NH1	-5.67	117.46	120.30
1	gT	133	TRP	CB-CG-CD1	5.67	134.37	127.00
1	gZ	110	THR	N-CA-CB	5.67	121.08	110.30
1	h5	133	TRP	CE2-CD2-CG	-5.67	102.76	107.30
1	hx	163	ASP	CB-CG-OD1	-5.67	113.20	118.30
1	hD	100	ARG	NE-CZ-NH2	5.67	123.14	120.30
1	hK	62	HIS	CA-CB-CG	5.67	123.24	113.60
1	iK	28	GLU	OE1-CD-OE2	-5.67	116.49	123.30
1	iP	103	ASP	CB-CG-OD1	5.67	123.41	118.30
1	iW	152	ASP	CB-CG-OD1	5.67	123.40	118.30
1	jz	103	ASP	CB-CG-OD2	5.67	123.40	118.30
1	jJ	18	ARG	NE-CZ-NH2	5.67	123.14	120.30

Continued on next page...

Continued from previous page...

Mol	Chain	Res	Type	Atoms	Z	Observed(°)	Ideal(°)
1	kt	132	ARG	CB-CA-C	5.67	121.74	110.40
1	22	80	TRP	CD1-NE1-CE2	5.67	114.10	109.00
1	l7	130	TYR	CB-CG-CD1	5.67	124.40	121.00
1	lj	3	VAL	CG1-CB-CG2	5.67	119.98	110.90
1	lK	229	ARG	NE-CZ-NH2	-5.67	117.46	120.30
1	2a	37	ILE	CA-C-N	5.67	132.98	117.10
1	3e	154	ARG	NE-CZ-NH2	5.67	123.14	120.30
1	3e	212	GLU	OE1-CD-OE2	5.67	130.10	123.30
1	3N	23	TRP	CB-CG-CD2	5.67	133.97	126.60
1	3O	168	PHE	CB-CG-CD1	5.67	124.77	120.80
1	4j	130	TYR	CG-CD2-CE2	5.67	125.84	121.30
1	4m	177	ALA	N-CA-CB	-5.67	102.16	110.10
1	4x	184	TRP	CG-CD2-CE3	-5.67	128.79	133.90
1	4E	173	ARG	NE-CZ-NH2	5.67	123.14	120.30
1	4Q	168	PHE	CB-CG-CD1	-5.67	116.83	120.80
1	57	23	TRP	CE3-CZ3-CH2	5.67	127.44	121.20
1	5C	173	ARG	NH1-CZ-NH2	-5.67	113.16	119.40
1	5E	63	GLN	CG-CD-OE1	-5.67	110.26	121.60
1	61	169	TYR	N-CA-CB	5.67	120.81	110.60
1	61	217	ALA	N-CA-CB	5.67	118.04	110.10
1	6M	169	TYR	CB-CG-CD1	-5.67	117.60	121.00
1	7G	50	GLN	O-C-N	-5.67	113.62	122.70
1	8y	205	LEU	CB-CG-CD1	5.67	120.64	111.00
1	9o	48	THR	N-CA-CB	5.67	121.07	110.30
1	9x	97	ARG	NE-CZ-NH1	5.67	123.14	120.30
1	9G	35	GLU	N-CA-CB	5.67	120.81	110.60
1	a1	1	PRO	N-CA-CB	-5.67	96.36	102.60
1	a2	49	PRO	N-CA-CB	5.67	110.11	103.30
1	a9	18	ARG	NE-CZ-NH2	-5.67	117.46	120.30
1	a9	160	PRO	C-N-CA	5.67	135.88	121.70
1	ad	132	ARG	NE-CZ-NH1	5.67	123.14	120.30
1	11	117	TRP	CB-CA-C	5.67	121.74	110.40
1	by	53	ASN	CB-CG-OD1	-5.67	110.26	121.60
1	cf	221	VAL	CA-CB-CG1	-5.67	102.39	110.90
1	dv	130	TYR	CZ-CE2-CD2	-5.67	114.70	119.80
1	1l	168	PHE	CB-CG-CD2	5.67	124.77	120.80
1	dM	143	ARG	NH1-CZ-NH2	-5.67	113.16	119.40
1	ey	164	TYR	CG-CD2-CE2	-5.67	116.76	121.30
1	eI	208	ALA	CB-CA-C	5.67	118.61	110.10
1	f7	179	GLN	O-C-N	-5.67	113.62	122.70
1	fm	164	TYR	CG-CD2-CE2	-5.67	116.76	121.30
1	1x	2	ILE	N-CA-CB	5.67	123.85	110.80

Continued on next page...

Continued from previous page...

Mol	Chain	Res	Type	Atoms	Z	Observed(°)	Ideal(°)
1	fA	208	ALA	N-CA-CB	5.67	118.04	110.10
1	fX	194	ALA	N-CA-CB	-5.67	102.16	110.10
1	g	11	VAL	O-C-N	-5.67	113.62	122.70
1	i1	32	PHE	CB-CG-CD2	5.67	124.77	120.80
1	i1	172	LEU	CB-CG-CD1	-5.67	101.36	111.00
1	js	162	ARG	NE-CZ-NH2	-5.67	117.47	120.30
1	ly	97	ARG	NE-CZ-NH2	-5.67	117.47	120.30
1	2n	112	GLN	CB-CG-CD	5.67	126.34	111.60
1	3G	224	PRO	C-N-CA	5.67	134.21	122.30
1	3K	3	VAL	CG1-CB-CG2	5.67	119.97	110.90
1	4T	107	THR	CA-CB-CG2	5.67	120.34	112.40
1	5E	80	TRP	CB-CG-CD2	5.67	133.97	126.60
1	60	82	ARG	CD-NE-CZ	5.67	131.54	123.60
1	7c	40	PHE	O-C-N	-5.67	113.63	122.70
1	7d	194	ALA	CB-CA-C	-5.67	101.59	110.10
1	7P	187	GLU	OE1-CD-OE2	-5.67	116.50	123.30
1	aY	78	ALA	CB-CA-C	5.67	118.61	110.10
1	c6	184	TRP	O-C-N	-5.67	113.63	122.70
1	dy	32	PHE	CB-CG-CD2	-5.67	116.83	120.80
1	fx	231	LEU	CB-CG-CD1	5.67	120.64	111.00
1	b	82	ARG	NE-CZ-NH2	-5.67	117.47	120.30
1	V	15	ILE	O-C-N	-5.67	113.63	122.70
1	gg	152	ASP	CB-CG-OD1	5.67	123.40	118.30
1	1C	202	LEU	N-CA-CB	-5.67	99.06	110.40
1	gM	59	VAL	CA-CB-CG1	5.67	119.40	110.90
1	h1	98	GLU	OE1-CD-OE2	-5.67	116.50	123.30
1	h5	154	ARG	NH1-CZ-NH2	-5.67	113.17	119.40
1	h9	97	ARG	NE-CZ-NH2	5.67	123.14	120.30
1	hj	103	ASP	CB-CG-OD1	5.67	123.40	118.30
1	hw	219	GLN	N-CA-CB	-5.67	100.40	110.60
1	hH	130	TYR	CB-CG-CD2	5.67	124.40	121.00
1	hH	173	ARG	NE-CZ-NH2	-5.67	117.47	120.30
1	hZ	48	THR	N-CA-CB	5.67	121.07	110.30
1	iA	145	TYR	CB-CG-CD2	5.67	124.40	121.00
1	iH	185	MET	CG-SD-CE	-5.67	91.13	100.20
1	iO	139	ASN	O-C-N	-5.67	113.63	122.70
1	j7	75	GLU	OE1-CD-OE2	-5.67	116.50	123.30
1	jb	208	ALA	N-CA-CB	-5.67	102.16	110.10
1	jn	165	VAL	CA-CB-CG2	-5.67	102.40	110.90
1	jF	146	SER	CB-CA-C	-5.67	99.33	110.10
1	kk	161	PHE	CZ-CE2-CD2	-5.67	113.30	120.10
1	kz	145	TYR	CG-CD2-CE2	-5.67	116.77	121.30

Continued on next page...

Continued from previous page...

Mol	Chain	Res	Type	Atoms	Z	Observed(°)	Ideal(°)
1	kY	81	ASP	N-CA-CB	-5.67	100.40	110.60
1	lz	59	VAL	CG1-CB-CG2	5.67	119.97	110.90
1	lC	117	TRP	CA-CB-CG	5.67	124.47	113.70
1	2u	188	THR	CA-CB-CG2	5.67	120.33	112.40
1	4e	186	THR	CA-CB-CG2	-5.67	104.46	112.40
1	5i	21	ASN	O-C-N	-5.67	113.63	122.70
1	5i	80	TRP	CE3-CZ3-CH2	-5.67	114.96	121.20
1	5M	45	GLU	C-N-CA	5.67	134.20	122.30
1	5Z	87	HIS	O-C-N	-5.67	113.63	122.70
1	7t	31	ALA	N-CA-CB	5.67	118.04	110.10
1	7w	138	LEU	O-C-N	-5.67	113.63	122.70
1	7z	71	GLU	OE1-CD-OE2	-5.67	116.50	123.30
1	7T	184	TRP	N-CA-C	5.67	126.30	111.00
1	7Y	87	HIS	N-CA-C	5.67	126.31	111.00
1	8P	32	PHE	CB-CG-CD1	5.67	124.77	120.80
1	9c	80	TRP	CG-CD1-NE1	-5.67	104.43	110.10
1	Z	126	VAL	CA-CB-CG2	5.67	119.40	110.90
1	a2	229	ARG	CD-NE-CZ	5.67	131.53	123.60
1	ap	143	ARG	NE-CZ-NH1	5.67	123.13	120.30
1	aE	229	ARG	NH1-CZ-NH2	-5.67	113.17	119.40
1	bl	123	PRO	O-C-N	-5.67	113.63	122.70
1	bv	173	ARG	NE-CZ-NH1	5.67	123.14	120.30
1	cl	110	THR	CA-CB-OG1	5.67	120.90	109.00
1	dA	23	TRP	CB-CG-CD1	-5.67	119.63	127.00
1	ec	76	GLU	OE1-CD-OE2	-5.67	116.50	123.30
1	en	178	SER	N-CA-CB	5.67	119.00	110.50
1	f0	173	ARG	NE-CZ-NH2	-5.67	117.47	120.30
1	f6	82	ARG	NE-CZ-NH2	-5.67	117.47	120.30
1	f7	194	ALA	O-C-N	-5.67	113.63	122.70
1	fg	3	VAL	O-C-N	-5.67	113.63	122.70
1	fh	212	GLU	OE1-CD-OE2	-5.67	116.50	123.30
1	fo	68	MET	CG-SD-CE	-5.67	91.13	100.20
1	fp	130	TYR	CB-CG-CD1	-5.67	117.60	121.00
1	g4	191	VAL	CA-CB-CG2	-5.67	102.40	110.90
1	0	100	ARG	NE-CZ-NH1	5.67	123.13	120.30
1	g	88	ALA	N-CA-CB	-5.67	102.17	110.10
1	B	169	TYR	CZ-CE2-CD2	5.67	124.90	119.80
1	P	174	ALA	CB-CA-C	5.67	118.60	110.10
1	h6	139	ASN	CB-CG-OD1	-5.67	110.27	121.60
1	h9	164	TYR	CD1-CE1-CZ	5.67	124.90	119.80
1	hY	212	GLU	OE1-CD-OE2	-5.67	116.50	123.30
1	jq	212	GLU	OE1-CD-OE2	-5.67	116.50	123.30

Continued on next page...

Continued from previous page...

Mol	Chain	Res	Type	Atoms	Z	Observed(°)	Ideal(°)
1	jH	51	ASP	CB-CG-OD2	5.67	123.40	118.30
1	kC	20	LEU	CB-CG-CD2	5.67	120.63	111.00
1	kK	81	ASP	CB-CG-OD2	5.67	123.40	118.30
1	24	230	VAL	CA-CB-CG1	5.67	119.40	110.90
1	kO	67	GLN	O-C-N	-5.67	113.63	122.70
1	lb	197	ASP	CB-CG-OD1	5.67	123.40	118.30
1	lj	18	ARG	CG-CD-NE	-5.67	99.90	111.80
1	2g	164	TYR	CB-CG-CD1	5.67	124.40	121.00
1	2n	11	VAL	CA-CB-CG2	5.67	119.40	110.90
1	2P	145	TYR	CB-CG-CD1	-5.67	117.60	121.00
1	2V	75	GLU	OE1-CD-OE2	-5.67	116.50	123.30
1	2W	132	ARG	NH1-CZ-NH2	-5.67	113.17	119.40
1	3Y	72	THR	OG1-CB-CG2	-5.67	96.97	110.00
1	4K	68	MET	CG-SD-CE	-5.67	91.13	100.20
1	5G	162	ARG	CB-CA-C	5.67	121.73	110.40
1	6m	23	TRP	CH2-CZ2-CE2	5.67	123.07	117.40
1	7t	51	ASP	CB-CG-OD1	5.67	123.40	118.30
1	88	210	THR	CA-CB-CG2	-5.67	104.47	112.40
1	8q	58	THR	CA-CB-CG2	5.67	120.33	112.40
1	8t	82	ARG	NE-CZ-NH1	5.67	123.13	120.30
1	8I	82	ARG	NH1-CZ-NH2	-5.67	113.17	119.40
1	8O	88	ALA	C-N-CA	5.67	134.20	122.30
1	90	188	THR	C-N-CA	5.67	135.87	121.70
1	ag	229	ARG	NE-CZ-NH2	-5.67	117.47	120.30
1	aw	33	SER	N-CA-C	-5.67	95.70	111.00
1	aP	215	MET	CG-SD-CE	-5.67	91.13	100.20
1	c5	161	PHE	CB-CG-CD1	-5.67	116.83	120.80
1	c6	100	ARG	NH1-CZ-NH2	-5.67	113.17	119.40
1	1e	181	VAL	CA-CB-CG1	5.67	119.40	110.90
1	d0	36	VAL	CA-CB-CG2	-5.67	102.40	110.90
1	d6	173	ARG	NH1-CZ-NH2	-5.67	113.17	119.40
1	fo	29	GLU	OE1-CD-OE2	-5.67	116.50	123.30
1	fv	47	ALA	N-CA-CB	-5.67	102.17	110.10
1	gm	58	THR	O-C-N	-5.67	113.64	122.70
1	gq	143	ARG	NE-CZ-NH1	5.67	123.13	120.30
1	hZ	24	VAL	CA-CB-CG2	-5.67	102.40	110.90
1	iu	164	TYR	CZ-CE2-CD2	5.67	124.90	119.80
1	iw	20	LEU	O-C-N	-5.67	113.64	122.70
1	jE	80	TRP	CD1-NE1-CE2	5.67	114.10	109.00
1	jO	168	PHE	CB-CA-C	5.67	121.73	110.40
1	kl	51	ASP	O-C-N	5.67	131.76	122.70
1	kI	229	ARG	N-CA-C	5.67	126.30	111.00

Continued on next page...

Continued from previous page...

Mol	Chain	Res	Type	Atoms	Z	Observed(°)	Ideal(°)
1	27	82	ARG	CG-CD-NE	-5.67	99.90	111.80
1	3j	224	PRO	N-CA-CB	-5.67	96.37	102.60
1	4v	100	ARG	O-C-N	-5.67	113.57	123.20
1	66	31	ALA	N-CA-CB	-5.67	102.17	110.10
1	6y	148	THR	C-N-CA	5.67	135.86	121.70
1	6z	1	PRO	CA-N-CD	-5.67	103.57	111.50
1	89	97	ARG	O-C-N	-5.67	113.64	122.70
1	8O	75	GLU	O-C-N	-5.67	113.64	122.70
1	9P	133	TRP	CE3-CZ3-CH2	-5.67	114.97	121.20
1	an	145	TYR	CG-CD1-CE1	-5.67	116.77	121.30
1	bG	163	ASP	CB-CG-OD1	5.67	123.40	118.30
1	cK	149	SER	N-CA-CB	5.67	119.00	110.50
1	d8	164	TYR	CB-CG-CD2	-5.67	117.60	121.00
1	lj	18	ARG	NE-CZ-NH1	5.67	123.13	120.30
1	e6	162	ARG	NE-CZ-NH2	-5.67	117.47	120.30
1	e7	62	HIS	N-CA-CB	5.67	120.80	110.60
1	eE	133	TRP	CA-CB-CG	5.67	124.46	113.70
1	fn	26	VAL	O-C-N	-5.67	113.64	122.70
1	g0	130	TYR	CB-CG-CD2	-5.67	117.60	121.00
1	4	189	LEU	CB-CA-C	5.67	120.96	110.20
1	1D	57	ASN	N-CA-CB	-5.66	100.41	110.60
1	hc	161	PHE	CB-CG-CD1	-5.66	116.84	120.80
1	hs	175	GLU	CA-CB-CG	5.66	125.86	113.40
1	iE	167	ARG	NE-CZ-NH1	5.66	123.13	120.30
1	iW	18	ARG	NH1-CZ-NH2	5.66	125.63	119.40
1	jo	128	GLU	OE1-CD-OE2	-5.66	116.50	123.30
1	2l	230	VAL	CG1-CB-CG2	-5.66	101.84	110.90
1	kG	184	TRP	CD1-NE1-CE2	5.66	114.10	109.00
1	kW	108	THR	CA-CB-CG2	-5.66	104.47	112.40
1	lx	163	ASP	CB-CG-OD2	-5.66	113.20	118.30
1	3z	228	ALA	CB-CA-C	-5.66	101.60	110.10
1	4W	161	PHE	CD1-CE1-CZ	5.66	126.90	120.10
1	5W	121	ASN	CB-CG-OD1	5.66	132.93	121.60
1	67	11	VAL	O-C-N	-5.66	113.64	122.70
1	7R	40	PHE	CD1-CE1-CZ	-5.66	113.30	120.10
1	8R	41	SER	N-CA-CB	5.66	119.00	110.50
1	9j	169	TYR	CB-CG-CD1	-5.66	117.60	121.00
1	9o	163	ASP	CB-CG-OD2	5.66	123.40	118.30
1	9U	169	TYR	CB-CG-CD1	-5.66	117.60	121.00
1	ap	173	ARG	NE-CZ-NH1	5.66	123.13	120.30
1	aD	123	PRO	N-CA-CB	5.66	110.10	103.30
1	aM	82	ARG	NE-CZ-NH2	-5.66	117.47	120.30

Continued on next page...

Continued from previous page...

Mol	Chain	Res	Type	Atoms	Z	Observed(°)	Ideal(°)
1	aO	48	THR	CA-CB-CG2	-5.66	104.47	112.40
1	b3	80	TRP	CZ3-CH2-CZ2	-5.66	114.80	121.60
1	bx	31	ALA	CB-CA-C	5.66	118.59	110.10
1	bI	191	VAL	CA-CB-CG2	5.66	119.40	110.90
1	ch	92	GLU	OE1-CD-OE2	-5.66	116.50	123.30
1	dh	71	GLU	N-CA-CB	5.66	120.80	110.60
1	dp	177	ALA	O-C-N	-5.66	113.64	122.70
1	eM	184	TRP	CB-CG-CD1	-5.66	119.64	127.00
1	lw	103	ASP	CB-CG-OD1	5.66	123.40	118.30
1	R	197	ASP	CB-CG-OD2	5.66	123.40	118.30
1	1J	11	VAL	O-C-N	-5.66	113.64	122.70
1	jt	19	THR	CA-CB-CG2	5.66	120.33	112.40
1	kq	90	PRO	N-CD-CG	5.66	111.69	103.20
1	lD	107	THR	CA-CB-CG2	-5.66	104.47	112.40
1	2o	51	ASP	CB-CG-OD2	-5.66	113.20	118.30
1	4g	58	THR	CA-CB-CG2	-5.66	104.47	112.40
1	4N	112	GLN	CG-CD-OE1	5.66	132.93	121.60
1	7n	144	MET	CG-SD-CE	-5.66	91.14	100.20
1	94	131	LYS	O-C-N	-5.66	113.64	122.70
1	9a	173	ARG	NE-CZ-NH1	5.66	123.13	120.30
1	9j	130	TYR	CD1-CE1-CZ	5.66	124.89	119.80
1	ac	145	TYR	CB-CG-CD1	-5.66	117.60	121.00
1	aj	193	ASN	O-C-N	-5.66	113.64	122.70
1	bl	145	TYR	CG-CD2-CE2	-5.66	116.77	121.30
1	18	164	TYR	CG-CD2-CE2	-5.66	116.77	121.30
1	c9	49	PRO	O-C-N	-5.66	113.64	122.70
1	cf	51	ASP	CB-CG-OD1	5.66	123.40	118.30
1	ef	159	GLU	OE1-CD-OE2	-5.66	116.50	123.30
1	eC	163	ASP	CB-CG-OD1	5.66	123.40	118.30
1	l	130	TYR	CG-CD2-CE2	-5.66	116.77	121.30
1	t	139	ASN	N-CA-CB	-5.66	100.41	110.60
1	gd	27	VAL	CG1-CB-CG2	-5.66	101.84	110.90
1	gh	69	LEU	CB-CG-CD1	-5.66	101.38	111.00
1	hC	130	TYR	CB-CG-CD1	5.66	124.40	121.00
1	ih	32	PHE	CG-CD2-CE2	5.66	127.03	120.80
1	iq	108	THR	CA-CB-CG2	-5.66	104.48	112.40
1	j1	117	TRP	CH2-CZ2-CE2	5.66	123.06	117.40
1	k7	32	PHE	CB-CG-CD1	5.66	124.76	120.80
1	kQ	133	TRP	CH2-CZ2-CE2	-5.66	111.74	117.40
1	l7	68	MET	CG-SD-CE	-5.66	91.14	100.20
1	la	119	THR	CA-CB-CG2	-5.66	104.47	112.40
1	30	96	MET	CG-SD-CE	-5.66	91.14	100.20

Continued on next page...

Continued from previous page...

Mol	Chain	Res	Type	Atoms	Z	Observed(°)	Ideal(°)
1	33	152	ASP	CB-CG-OD1	-5.66	113.21	118.30
1	37	154	ARG	CG-CD-NE	-5.66	99.91	111.80
1	3e	81	ASP	CB-CG-OD1	-5.66	113.21	118.30
1	3B	117	TRP	CG-CD1-NE1	5.66	115.76	110.10
1	44	32	PHE	CB-CG-CD2	5.66	124.76	120.80
1	44	86	VAL	CG1-CB-CG2	5.66	119.96	110.90
1	4x	219	GLN	N-CA-C	5.66	126.28	111.00
1	4M	80	TRP	CG-CD2-CE3	5.66	138.99	133.90
1	4O	169	TYR	CG-CD1-CE1	5.66	125.83	121.30
1	6J	184	TRP	CG-CD1-NE1	5.66	115.76	110.10
1	7b	18	ARG	N-CA-CB	-5.66	100.41	110.60
1	7x	55	MET	CA-CB-CG	5.66	122.92	113.30
1	7x	144	MET	CA-CB-CG	5.66	122.92	113.30
1	7Y	190	LEU	CB-CG-CD2	-5.66	101.38	111.00
1	8j	82	ARG	NE-CZ-NH2	5.66	123.13	120.30
1	9b	167	ARG	NE-CZ-NH1	5.66	123.13	120.30
1	9y	102	SER	N-CA-CB	-5.66	102.01	110.50
1	10	50	GLN	CB-CA-C	-5.66	99.08	110.40
1	ag	211	LEU	CA-C-O	5.66	131.99	120.10
1	an	105	ALA	N-CA-CB	-5.66	102.17	110.10
1	as	18	ARG	NE-CZ-NH1	5.66	123.13	120.30
1	aH	175	GLU	OE1-CD-OE2	-5.66	116.51	123.30
1	bf	169	TYR	CD1-CE1-CZ	-5.66	114.71	119.80
1	bL	165	VAL	CA-CB-CG1	5.66	119.39	110.90
1	bS	9	GLN	CG-CD-OE1	-5.66	110.28	121.60
1	bS	97	ARG	NH1-CZ-NH2	-5.66	113.17	119.40
1	cy	167	ARG	NH1-CZ-NH2	-5.66	113.17	119.40
1	cU	82	ARG	NE-CZ-NH1	5.66	123.13	120.30
1	cZ	110	THR	CA-CB-CG2	-5.66	104.48	112.40
1	dd	122	PRO	N-CA-CB	5.66	110.09	103.30
1	dm	24	VAL	CA-CB-CG1	5.66	119.39	110.90
1	lq	132	ARG	NH1-CZ-NH2	-5.66	113.17	119.40
1	fY	62	HIS	CA-CB-CG	-5.66	103.98	113.60
1	k	117	TRP	CE3-CZ3-CH2	5.66	127.43	121.20
1	gL	49	PRO	N-CD-CG	5.66	111.69	103.20
1	1F	47	ALA	CB-CA-C	5.66	118.59	110.10
1	gQ	80	TRP	CB-CG-CD2	5.66	133.96	126.60
1	gS	181	VAL	O-C-N	-5.66	113.65	122.70
1	ia	164	TYR	CG-CD1-CE1	-5.66	116.77	121.30
1	ii	158	LYS	O-C-N	-5.66	113.65	122.70
1	jx	90	PRO	N-CA-CB	5.66	110.09	103.30
1	jy	173	ARG	NE-CZ-NH1	5.66	123.13	120.30

Continued on next page...

Continued from previous page...

Mol	Chain	Res	Type	Atoms	Z	Observed(°)	Ideal(°)
1	ko	149	SER	N-CA-CB	5.66	118.99	110.50
1	kG	149	SER	N-CA-CB	5.66	118.99	110.50
1	lL	194	ALA	N-CA-C	5.66	126.28	111.00
1	lM	58	THR	CA-CB-CG2	5.66	120.32	112.40
1	2z	184	TRP	CD1-CG-CD2	5.66	110.83	106.30
1	2U	193	ASN	CB-CG-OD1	5.66	132.92	121.60
1	3p	182	LYS	O-C-N	-5.66	113.65	122.70
1	3H	191	VAL	CA-CB-CG2	-5.66	102.41	110.90
1	3L	197	ASP	CB-CG-OD1	5.66	123.39	118.30
1	3O	117	TRP	CG-CD1-NE1	-5.66	104.44	110.10
1	4E	118	MET	CG-SD-CE	-5.66	91.15	100.20
1	4N	118	MET	CB-CA-C	5.66	121.72	110.40
1	4T	130	TYR	CB-CG-CD1	5.66	124.39	121.00
1	57	168	PHE	CG-CD2-CE2	5.66	127.02	120.80
1	5G	230	VAL	CA-CB-CG2	5.66	119.39	110.90
1	6M	200	THR	O-C-N	-5.66	113.65	122.70
1	6U	185	MET	CG-SD-CE	-5.66	91.15	100.20
1	7M	142	VAL	CA-CB-CG1	5.66	119.39	110.90
1	8j	165	VAL	CA-CB-CG1	5.66	119.39	110.90
1	8v	215	MET	CG-SD-CE	-5.66	91.15	100.20
1	8N	36	VAL	CA-CB-CG2	-5.66	102.41	110.90
1	94	165	VAL	CA-CB-CG2	5.66	119.39	110.90
1	9n	100	ARG	NE-CZ-NH1	5.66	123.13	120.30
1	ak	117	TRP	CB-CG-CD1	-5.66	119.64	127.00
1	an	115	ILE	C-N-CA	5.66	134.18	122.30
1	aP	194	ALA	N-CA-CB	-5.66	102.18	110.10
1	bv	29	GLU	OE1-CD-OE2	-5.66	116.51	123.30
1	bF	229	ARG	NE-CZ-NH2	5.66	123.13	120.30
1	bR	80	TRP	CA-CB-CG	5.66	124.45	113.70
1	bU	145	TYR	CG-CD1-CE1	-5.66	116.77	121.30
1	bZ	20	LEU	CB-CG-CD1	-5.66	101.38	111.00
1	cl	55	MET	O-C-N	-5.66	113.65	122.70
1	dz	184	TRP	CE2-CD2-CG	-5.66	102.77	107.30
1	ec	176	GLN	C-N-CA	5.66	135.85	121.70
1	lq	30	LYS	N-CA-CB	-5.66	100.42	110.60
1	eA	84	HIS	CA-CB-CG	-5.66	103.98	113.60
1	eB	173	ARG	NH1-CZ-NH2	-5.66	113.18	119.40
1	f6	217	ALA	O-C-N	-5.66	113.64	122.70
1	fb	217	ALA	N-CA-CB	5.66	118.02	110.10
1	g1	164	TYR	CB-CG-CD1	-5.66	117.61	121.00
1	gF	167	ARG	NE-CZ-NH1	5.66	123.13	120.30
1	gH	143	ARG	NE-CZ-NH1	5.66	123.13	120.30

Continued on next page...

Continued from previous page...

Mol	Chain	Res	Type	Atoms	Z	Observed(°)	Ideal(°)
1	hm	109	SER	N-CA-CB	5.66	118.98	110.50
1	hI	42	ALA	N-CA-CB	-5.66	102.18	110.10
1	jH	18	ARG	NE-CZ-NH1	5.66	123.13	120.30
1	ls	21	ASN	CB-CG-OD1	5.66	132.91	121.60
1	lK	100	ARG	CD-NE-CZ	5.66	131.52	123.60
1	lM	66	MET	CA-CB-CG	-5.66	103.68	113.30
1	2w	181	VAL	CG1-CB-CG2	-5.66	101.85	110.90
1	2F	164	TYR	CZ-CE2-CD2	-5.66	114.71	119.80
1	2V	130	TYR	CB-CG-CD1	5.66	124.39	121.00
1	3w	117	TRP	CE3-CZ3-CH2	-5.66	114.98	121.20
1	5l	77	ALA	O-C-N	-5.66	113.65	122.70
1	5O	86	VAL	CG1-CB-CG2	-5.66	101.85	110.90
1	77	86	VAL	CA-CB-CG1	5.66	119.39	110.90
1	7k	216	THR	CA-CB-CG2	-5.66	104.48	112.40
1	7L	218	CYS	CB-CA-C	5.66	121.71	110.40
1	8S	166	ASP	N-CA-CB	-5.66	100.42	110.60
1	9C	212	GLU	OE1-CD-OE2	-5.66	116.51	123.30
1	aC	189	LEU	CB-CG-CD2	5.66	120.62	111.00
1	aN	5	ASN	CB-CA-C	5.66	121.72	110.40
1	lo	224	PRO	N-CA-CB	5.66	110.09	103.30
1	g0	109	SER	N-CA-CB	5.66	118.99	110.50
1	Q	168	PHE	CB-CG-CD1	5.66	124.76	120.80
1	1D	130	TYR	CB-CG-CD2	-5.66	117.61	121.00
1	gY	82	ARG	CD-NE-CZ	5.66	131.52	123.60
1	hR	212	GLU	OE1-CD-OE2	-5.66	116.51	123.30
1	1O	100	ARG	NH1-CZ-NH2	5.66	125.62	119.40
1	im	80	TRP	CD1-CG-CD2	-5.66	101.78	106.30
1	jc	148	THR	CA-CB-CG2	-5.66	104.48	112.40
1	JA	54	THR	CA-CB-CG2	-5.66	104.48	112.40
1	JB	23	TRP	N-CA-CB	-5.66	100.42	110.60
1	JK	215	MET	CG-SD-CE	-5.66	91.15	100.20
1	1Z	185	MET	CG-SD-CE	-5.66	91.15	100.20
1	kP	53	ASN	O-C-N	-5.66	113.65	122.70
1	l4	229	ARG	NE-CZ-NH2	-5.66	117.47	120.30
1	lg	164	TYR	CZ-CE2-CD2	-5.66	114.71	119.80
1	2Z	162	ARG	NH1-CZ-NH2	-5.66	113.18	119.40
1	30	39	MET	CG-SD-CE	-5.66	91.15	100.20
1	3c	80	TRP	CA-CB-CG	5.66	124.45	113.70
1	4i	180	GLU	O-C-N	-5.66	113.65	122.70
1	4A	226	HIS	CB-CA-C	5.66	121.71	110.40
1	5v	90	PRO	N-CA-CB	-5.66	96.38	102.60
1	5O	162	ARG	NH1-CZ-NH2	-5.66	113.18	119.40

Continued on next page...

Continued from previous page...

Mol	Chain	Res	Type	Atoms	Z	Observed(°)	Ideal(°)
1	60	27	VAL	CA-CB-CG2	5.66	119.38	110.90
1	64	82	ARG	NE-CZ-NH1	5.66	123.13	120.30
1	6p	229	ARG	NE-CZ-NH2	-5.66	117.47	120.30
1	6E	143	ARG	CD-NE-CZ	5.66	131.52	123.60
1	6V	169	TYR	CZ-CE2-CD2	5.66	124.89	119.80
1	7c	155	GLN	CA-C-O	5.66	131.97	120.10
1	7s	81	ASP	CB-CG-OD1	5.66	123.39	118.30
1	8u	111	LEU	CB-CG-CD1	5.66	120.61	111.00
1	8K	175	GLU	OE1-CD-OE2	-5.66	116.52	123.30
1	9a	11	VAL	CG1-CB-CG2	-5.66	101.85	110.90
1	9d	25	LYS	O-C-N	-5.66	113.65	122.70
1	9I	118	MET	CG-SD-CE	-5.66	91.15	100.20
1	ay	24	VAL	CA-CB-CG2	-5.66	102.42	110.90
1	aC	162	ARG	NH1-CZ-NH2	5.66	125.62	119.40
1	aK	27	VAL	O-C-N	-5.66	113.65	122.70
1	aL	117	TRP	CB-CG-CD2	-5.66	119.25	126.60
1	bj	142	VAL	CA-CB-CG1	5.66	119.38	110.90
1	bK	217	ALA	N-CA-CB	-5.66	102.18	110.10
1	c4	3	VAL	CG1-CB-CG2	-5.66	101.85	110.90
1	cp	113	GLU	N-CA-CB	5.66	120.78	110.60
1	cA	145	TYR	CB-CG-CD2	5.66	124.39	121.00
1	cP	33	SER	N-CA-CB	5.66	118.98	110.50
1	1h	56	LEU	O-C-N	-5.66	113.65	122.70
1	1h	107	THR	CA-CB-CG2	-5.66	104.48	112.40
1	ew	40	PHE	CB-CG-CD2	5.66	124.76	120.80
1	1v	32	PHE	CB-CG-CD2	-5.66	116.84	120.80
1	fU	200	THR	OG1-CB-CG2	-5.66	96.99	110.00
1	h	23	TRP	CB-CG-CD2	5.66	133.95	126.60
1	m	142	VAL	CA-CB-CG2	-5.66	102.42	110.90
1	gi	219	GLN	N-CA-CB	5.65	120.78	110.60
1	ik	68	MET	CG-SD-CE	-5.65	91.15	100.20
1	iT	80	TRP	CG-CD2-CE3	-5.65	128.81	133.90
1	jy	161	PHE	CB-CG-CD2	5.65	124.76	120.80
1	2Z	100	ARG	NE-CZ-NH1	-5.65	117.47	120.30
1	3p	202	LEU	CB-CG-CD1	-5.65	101.39	111.00
1	4X	162	ARG	CG-CD-NE	-5.65	99.93	111.80
1	5C	35	GLU	OE1-CD-OE2	-5.65	116.52	123.30
1	77	209	ALA	N-CA-CB	-5.65	102.18	110.10
1	84	201	ILE	CA-CB-CG2	5.65	122.21	110.90
1	8F	133	TRP	CB-CG-CD1	-5.65	119.65	127.00
1	97	132	ARG	NE-CZ-NH2	5.65	123.13	120.30
1	9f	229	ARG	NH1-CZ-NH2	5.65	125.62	119.40

Continued on next page...

Continued from previous page...

Mol	Chain	Res	Type	Atoms	Z	Observed(°)	Ideal(°)
1	9P	171	THR	O-C-N	-5.65	113.65	122.70
1	bU	191	VAL	CB-CA-C	-5.65	100.66	111.40
1	dk	151	LEU	CB-CG-CD1	5.65	120.61	111.00
1	lp	23	TRP	CB-CA-C	5.65	121.71	110.40
1	gu	169	TYR	CD1-CG-CD2	5.65	124.12	117.90
1	gH	173	ARG	NE-CZ-NH1	5.65	123.13	120.30
1	hy	26	VAL	CA-CB-CG1	5.65	119.38	110.90
1	hJ	23	TRP	CG-CD2-CE3	-5.65	128.81	133.90
1	lN	99	PRO	N-CA-CB	5.65	110.08	103.30
1	iR	133	TRP	CD1-NE1-CE2	5.65	114.09	109.00
1	iX	167	ARG	NE-CZ-NH2	-5.65	117.47	120.30
1	iZ	163	ASP	CB-CG-OD1	5.65	123.39	118.30
1	jC	167	ARG	NE-CZ-NH1	5.65	123.13	120.30
1	kf	183	ASN	N-CA-CB	5.65	120.77	110.60
1	kQ	169	TYR	CD1-CE1-CZ	5.65	124.89	119.80
1	kZ	81	ASP	CB-CG-OD1	5.65	123.39	118.30
1	lb	184	TRP	CE3-CZ3-CH2	5.65	127.42	121.20
1	lv	117	TRP	NE1-CE2-CD2	-5.65	101.65	107.30
1	lD	59	VAL	CA-CB-CG1	5.65	119.38	110.90
1	2n	177	ALA	N-CA-CB	5.65	118.01	110.10
1	2U	152	ASP	CB-CG-OD2	-5.65	113.21	118.30
1	3e	176	GLN	O-C-N	-5.65	113.66	122.70
1	3x	130	TYR	CB-CG-CD1	-5.65	117.61	121.00
1	3K	32	PHE	CB-CG-CD1	-5.65	116.84	120.80
1	3V	214	MET	N-CA-CB	5.65	120.77	110.60
1	40	185	MET	N-CA-CB	5.65	120.78	110.60
1	4u	65	ALA	O-C-N	-5.65	113.66	122.70
1	4D	97	ARG	NE-CZ-NH2	-5.65	117.47	120.30
1	5v	172	LEU	O-C-N	-5.65	113.66	122.70
1	5I	164	TYR	CG-CD1-CE1	5.65	125.82	121.30
1	5Y	81	ASP	CB-CA-C	5.65	121.71	110.40
1	6l	40	PHE	CB-CG-CD1	-5.65	116.84	120.80
1	7o	132	ARG	NH1-CZ-NH2	-5.65	113.18	119.40
1	7s	145	TYR	CA-CB-CG	-5.65	102.66	113.40
1	7F	130	TYR	CG-CD2-CE2	5.65	125.82	121.30
1	88	212	GLU	O-C-N	-5.65	113.66	122.70
1	8g	40	PHE	CB-CG-CD1	5.65	124.76	120.80
1	8x	52	LEU	O-C-N	-5.65	113.66	122.70
1	9z	35	GLU	OE1-CD-OE2	-5.65	116.52	123.30
1	9W	181	VAL	CA-CB-CG2	-5.65	102.42	110.90
1	a5	133	TRP	CB-CG-CD2	5.65	133.95	126.60
1	bf	158	LYS	CA-C-O	5.65	131.97	120.10

Continued on next page...

Continued from previous page...

Mol	Chain	Res	Type	Atoms	Z	Observed(°)	Ideal(°)
1	bT	69	LEU	CB-CG-CD2	5.65	120.61	111.00
1	bX	80	TRP	CB-CG-CD2	5.65	133.95	126.60
1	c9	210	THR	CA-CB-CG2	-5.65	104.49	112.40
1	dj	103	ASP	CB-CG-OD2	5.65	123.39	118.30
1	lm	66	MET	CG-SD-CE	-5.65	91.16	100.20
1	eJ	164	TYR	CB-CG-CD2	5.65	124.39	121.00
1	fd	215	MET	CG-SD-CE	-5.65	91.16	100.20
1	ff	7	GLN	CG-CD-OE1	5.65	132.91	121.60
1	fw	145	TYR	CB-CG-CD1	-5.65	117.61	121.00
1	g4	152	ASP	CB-CG-OD1	5.65	123.39	118.30
1	2	133	TRP	CB-CG-CD2	-5.65	119.25	126.60
1	T	218	CYS	CA-CB-SG	-5.65	103.83	114.00
1	gB	152	ASP	CB-CG-OD2	5.65	123.39	118.30
1	gG	167	ARG	NH1-CZ-NH2	-5.65	113.18	119.40
1	1F	184	TRP	CH2-CZ2-CE2	5.65	123.05	117.40
1	gN	185	MET	CG-SD-CE	-5.65	91.16	100.20
1	h4	100	ARG	NE-CZ-NH2	-5.65	117.47	120.30
1	h9	216	THR	CA-CB-CG2	-5.65	104.49	112.40
1	hC	65	ALA	N-CA-CB	-5.65	102.19	110.10
1	ic	163	ASP	CB-CG-OD2	5.65	123.39	118.30
1	jH	168	PHE	CB-CG-CD2	-5.65	116.84	120.80
1	jL	168	PHE	CB-CG-CD1	-5.65	116.84	120.80
1	k2	36	VAL	O-C-N	-5.65	113.66	122.70
1	ki	62	HIS	N-CA-CB	5.65	120.77	110.60
1	kz	163	ASP	CB-CG-OD2	5.65	123.39	118.30
1	kS	87	HIS	CA-CB-CG	-5.65	103.99	113.60
1	kX	100	ARG	NE-CZ-NH2	-5.65	117.47	120.30
1	kY	74	ASN	N-CA-CB	5.65	120.77	110.60
1	l7	173	ARG	NH1-CZ-NH2	-5.65	113.19	119.40
1	ly	130	TYR	O-C-N	-5.65	113.66	122.70
1	lC	147	PRO	N-CA-CB	-5.65	96.38	102.60
1	2m	143	ARG	NH1-CZ-NH2	-5.65	113.18	119.40
1	4L	165	VAL	CG1-CB-CG2	-5.65	101.86	110.90
1	5h	15	ILE	O-C-N	-5.65	113.66	122.70
1	5J	206	GLY	CA-C-O	-5.65	110.43	120.60
1	6v	29	GLU	OE1-CD-OE2	-5.65	116.52	123.30
1	6S	4	GLN	N-CA-CB	5.65	120.77	110.60
1	7t	145	TYR	CD1-CE1-CZ	5.65	124.89	119.80
1	83	52	LEU	CB-CG-CD2	5.65	120.60	111.00
1	8A	72	THR	N-CA-CB	5.65	121.04	110.30
1	8T	178	SER	N-CA-CB	5.65	118.97	110.50
1	9S	152	ASP	CB-CG-OD1	5.65	123.39	118.30

Continued on next page...

Continued from previous page...

Mol	Chain	Res	Type	Atoms	Z	Observed(°)	Ideal(°)
1	a7	130	TYR	CZ-CE2-CD2	5.65	124.89	119.80
1	ac	65	ALA	N-CA-CB	-5.65	102.19	110.10
1	aR	27	VAL	O-C-N	-5.65	113.66	122.70
1	bb	62	HIS	CA-CB-CG	5.65	123.21	113.60
1	bx	169	TYR	CB-CG-CD1	5.65	124.39	121.00
1	bA	42	ALA	N-CA-CB	-5.65	102.19	110.10
1	bB	43	LEU	CB-CG-CD2	5.65	120.61	111.00
1	1e	119	THR	N-CA-CB	5.65	121.04	110.30
1	cq	130	TYR	CB-CG-CD1	5.65	124.39	121.00
1	dE	152	ASP	N-CA-CB	-5.65	100.43	110.60
1	dN	78	ALA	CB-CA-C	5.65	118.58	110.10
1	fK	187	GLU	OE1-CD-OE2	-5.65	116.52	123.30
1	fL	103	ASP	CB-CG-OD2	5.65	123.39	118.30
1	f	16	SER	CB-CA-C	-5.65	99.36	110.10
1	p	167	ARG	CD-NE-CZ	5.65	131.51	123.60
1	q	40	PHE	CB-CG-CD2	5.65	124.76	120.80
1	gh	9	GLN	N-CA-CB	5.65	120.77	110.60
1	ib	130	TYR	CD1-CE1-CZ	-5.65	114.72	119.80
1	iC	222	GLY	O-C-N	-5.65	113.60	123.20
1	jn	149	SER	N-CA-CB	5.65	118.97	110.50
1	k9	24	VAL	CA-CB-CG1	5.65	119.37	110.90
1	lt	164	TYR	CB-CG-CD2	5.65	124.39	121.00
1	lA	186	THR	N-CA-CB	5.65	121.03	110.30
1	lR	174	ALA	O-C-N	-5.65	113.66	122.70
1	3a	139	ASN	CB-CG-OD1	-5.65	110.30	121.60
1	53	226	HIS	N-CA-CB	5.65	120.77	110.60
1	5c	143	ARG	NE-CZ-NH1	5.65	123.12	120.30
1	95	84	HIS	CA-CB-CG	-5.65	104.00	113.60
1	a6	80	TRP	NE1-CE2-CZ2	-5.65	124.19	130.40
1	11	34	PRO	N-CA-CB	5.65	110.08	103.30
1	bn	164	TYR	O-C-N	-5.65	113.66	122.70
1	18	157	PRO	N-CA-CB	5.65	110.08	103.30
1	1d	80	TRP	CD1-CG-CD2	5.65	110.82	106.30
1	ea	17	PRO	O-C-N	-5.65	113.66	122.70
1	ed	211	LEU	O-C-N	-5.65	113.66	122.70
1	em	154	ARG	NE-CZ-NH2	-5.65	117.47	120.30
1	f1	213	GLU	O-C-N	-5.65	113.66	122.70
1	f5	154	ARG	NE-CZ-NH2	5.65	123.12	120.30
1	fm	63	GLN	O-C-N	5.65	131.74	122.70
1	g5	145	TYR	CG-CD1-CE1	-5.65	116.78	121.30
1	O	98	GLU	OE1-CD-OE2	-5.65	116.52	123.30
1	gp	30	LYS	O-C-N	-5.65	113.66	122.70

Continued on next page...

Continued from previous page...

Mol	Chain	Res	Type	Atoms	Z	Observed(°)	Ideal(°)
1	gp	164	TYR	CD1-CE1-CZ	-5.65	114.72	119.80
1	gz	99	PRO	N-CD-CG	5.65	111.67	103.20
1	gE	181	VAL	CB-CA-C	-5.65	100.67	111.40
1	gH	40	PHE	O-C-N	-5.65	113.66	122.70
1	h0	82	ARG	NH1-CZ-NH2	-5.65	113.19	119.40
1	hH	125	PRO	N-CA-CB	-5.65	96.39	102.60
1	it	82	ARG	NH1-CZ-NH2	-5.65	113.19	119.40
1	iB	143	ARG	NH1-CZ-NH2	-5.65	113.19	119.40
1	iZ	181	VAL	CA-CB-CG2	-5.65	102.43	110.90
1	j2	22	ALA	N-CA-CB	-5.65	102.19	110.10
1	je	173	ARG	CG-CD-NE	-5.65	99.94	111.80
1	jR	87	HIS	O-C-N	5.65	131.74	122.70
1	kA	80	TRP	CA-CB-CG	5.65	124.43	113.70
1	lg	154	ARG	NH1-CZ-NH2	-5.65	113.19	119.40
1	lq	100	ARG	CD-NE-CZ	5.65	131.51	123.60
1	2b	188	THR	N-CA-CB	5.65	121.03	110.30
1	2I	96	MET	CG-SD-CE	-5.65	91.16	100.20
1	2S	100	ARG	O-C-N	-5.65	113.60	123.20
1	3I	164	TYR	CB-CG-CD2	-5.65	117.61	121.00
1	3c	128	GLU	N-CA-CB	-5.65	100.44	110.60
1	3n	122	PRO	N-CA-CB	5.65	110.08	103.30
1	3z	189	LEU	CB-CG-CD1	5.65	120.60	111.00
1	3A	27	VAL	CA-CB-CG2	-5.65	102.43	110.90
1	4j	161	PHE	CB-CG-CD2	-5.65	116.85	120.80
1	5Z	163	ASP	CB-CG-OD1	5.65	123.38	118.30
1	66	144	MET	CA-CB-CG	5.65	122.90	113.30
1	6n	91	ILE	CB-CA-C	5.65	122.89	111.60
1	6s	32	PHE	CB-CG-CD1	-5.65	116.85	120.80
1	7u	53	ASN	O-C-N	-5.65	113.66	122.70
1	8A	61	GLY	O-C-N	-5.65	113.66	122.70
1	9D	8	GLY	N-CA-C	5.65	127.22	113.10
1	b5	210	THR	CA-CB-CG2	-5.65	104.49	112.40
1	b9	181	VAL	CB-CA-C	-5.65	100.67	111.40
1	bI	209	ALA	N-CA-CB	5.65	118.00	110.10
1	bW	97	ARG	NE-CZ-NH2	-5.65	117.48	120.30
1	bY	102	SER	O-C-N	-5.65	113.66	122.70
1	ce	189	LEU	CB-CA-C	5.65	120.93	110.20
1	ci	84	HIS	O-C-N	-5.65	110.37	121.10
1	cH	130	TYR	CB-CG-CD1	5.65	124.39	121.00
1	dn	184	TRP	NE1-CE2-CD2	5.65	112.95	107.30
1	dn	186	THR	OG1-CB-CG2	-5.65	97.01	110.00
1	du	133	TRP	CB-CG-CD2	-5.65	119.26	126.60

Continued on next page...

Continued from previous page...

Mol	Chain	Res	Type	Atoms	Z	Observed(°)	Ideal(°)
1	dP	173	ARG	NE-CZ-NH1	5.65	123.12	120.30
1	dY	82	ARG	CG-CD-NE	-5.65	99.94	111.80
1	eD	200	THR	CA-CB-CG2	-5.65	104.49	112.40
1	f3	130	TYR	CB-CG-CD1	5.65	124.39	121.00
1	fe	154	ARG	NE-CZ-NH2	5.65	123.12	120.30
1	fp	130	TYR	CB-CG-CD2	5.65	124.39	121.00
1	z	41	SER	N-CA-CB	-5.65	102.03	110.50
1	hm	80	TRP	CB-CG-CD1	5.65	134.34	127.00
1	hr	132	ARG	CD-NE-CZ	5.65	131.50	123.60
1	iX	231	LEU	CB-CG-CD1	-5.65	101.40	111.00
1	kI	66	MET	CA-CB-CG	5.65	122.90	113.30
1	kL	186	THR	OG1-CB-CG2	-5.65	97.01	110.00
1	ld	80	TRP	CG-CD2-CE3	-5.65	128.82	133.90
1	2x	145	TYR	CB-CG-CD2	5.65	124.39	121.00
1	3h	23	TRP	NE1-CE2-CZ2	-5.65	124.19	130.40
1	4Z	100	ARG	NE-CZ-NH1	5.65	123.12	120.30
1	58	70	LYS	O-C-N	-5.65	113.67	122.70
1	7B	209	ALA	N-CA-CB	-5.65	102.19	110.10
1	8U	167	ARG	NH1-CZ-NH2	-5.65	113.19	119.40
1	9K	32	PHE	CB-CG-CD1	-5.65	116.85	120.80
1	bs	168	PHE	CB-CG-CD2	5.65	124.75	120.80
1	cf	217	ALA	N-CA-CB	-5.65	102.19	110.10
1	eA	187	GLU	CB-CA-C	-5.65	99.11	110.40
1	3	132	ARG	NE-CZ-NH1	5.65	123.12	120.30
1	gX	82	ARG	NE-CZ-NH2	5.64	123.12	120.30
1	hr	132	ARG	NE-CZ-NH1	5.64	123.12	120.30
1	1K	160	PRO	N-CA-CB	5.64	110.07	103.30
1	iB	179	GLN	N-CA-CB	5.64	120.76	110.60
1	iC	126	VAL	CG1-CB-CG2	-5.64	101.87	110.90
1	jb	200	THR	CA-CB-CG2	-5.64	104.50	112.40
1	jb	68	MET	O-C-N	-5.64	113.67	122.70
1	jb	182	LYS	O-C-N	-5.64	113.67	122.70
1	lu	126	VAL	CA-CB-CG1	5.64	119.37	110.90
1	2G	212	GLU	N-CA-C	5.64	126.24	111.00
1	2O	59	VAL	O-C-N	-5.64	113.60	123.20
1	2T	40	PHE	CB-CG-CD1	5.64	124.75	120.80
1	3e	163	ASP	CB-CG-OD2	5.64	123.38	118.30
1	3g	173	ARG	NE-CZ-NH2	5.64	123.12	120.30
1	3I	152	ASP	CB-CG-OD2	-5.64	113.22	118.30
1	4s	202	LEU	CB-CG-CD1	-5.64	101.40	111.00
1	53	40	PHE	CB-CG-CD2	5.64	124.75	120.80
1	55	82	ARG	NE-CZ-NH2	-5.64	117.48	120.30

Continued on next page...

Continued from previous page...

Mol	Chain	Res	Type	Atoms	Z	Observed(°)	Ideal(°)
1	3D	126	VAL	CA-CB-CG1	-5.64	102.44	110.90
1	3Z	130	TYR	CA-CB-CG	5.64	124.12	113.40
1	4w	191	VAL	CA-CB-CG1	5.64	119.36	110.90
1	4F	110	THR	CA-CB-CG2	-5.64	104.50	112.40
1	5x	163	ASP	CB-CG-OD2	-5.64	113.22	118.30
1	5P	148	THR	O-C-N	-5.64	113.67	122.70
1	5Y	57	ASN	O-C-N	-5.64	113.67	122.70
1	6c	118	MET	CG-SD-CE	-5.64	91.17	100.20
1	75	164	TYR	CB-CG-CD1	-5.64	117.61	121.00
1	7g	130	TYR	CB-CG-CD2	-5.64	117.61	121.00
1	86	117	TRP	CG-CD2-CE3	-5.64	128.82	133.90
1	98	167	ARG	NH1-CZ-NH2	-5.64	113.19	119.40
1	9D	19	THR	CA-CB-CG2	-5.64	104.50	112.40
1	9G	96	MET	CG-SD-CE	-5.64	91.17	100.20
1	a9	133	TRP	CD1-CG-CD2	-5.64	101.79	106.30
1	ap	152	ASP	CB-CG-OD1	-5.64	113.22	118.30
1	bi	154	ARG	NE-CZ-NH1	-5.64	117.48	120.30
1	bl	7	GLN	N-CA-CB	5.64	120.76	110.60
1	bp	126	VAL	CG1-CB-CG2	-5.64	101.87	110.90
1	bR	185	MET	CG-SD-CE	-5.64	91.17	100.20
1	bZ	113	GLU	OE1-CD-OE2	-5.64	116.53	123.30
1	1e	161	PHE	CB-CG-CD1	-5.64	116.85	120.80
1	cK	48	THR	CA-CB-CG2	-5.64	104.50	112.40
1	cO	145	TYR	CB-CG-CD1	-5.64	117.61	121.00
1	dF	188	THR	CA-CB-CG2	-5.64	104.50	112.40
1	dV	3	VAL	CG1-CB-CG2	5.64	119.93	110.90
1	e5	162	ARG	NE-CZ-NH1	5.64	123.12	120.30
1	eB	229	ARG	NE-CZ-NH1	5.64	123.12	120.30
1	eI	162	ARG	NE-CZ-NH2	-5.64	117.48	120.30
1	eJ	11	VAL	CA-CB-CG2	-5.64	102.44	110.90
1	1w	10	MET	O-C-N	-5.64	113.67	122.70
1	fu	87	HIS	O-C-N	-5.64	113.67	122.70
1	fu	164	TYR	CB-CG-CD2	-5.64	117.61	121.00
1	fG	143	ARG	NE-CZ-NH2	-5.64	117.48	120.30
1	v	109	SER	N-CA-CB	5.64	118.96	110.50
1	gD	154	ARG	CA-CB-CG	5.64	125.81	113.40
1	is	185	MET	CG-SD-CE	-5.64	91.17	100.20
1	1T	88	ALA	N-CA-CB	-5.64	102.20	110.10
1	lf	23	TRP	CA-CB-CG	5.64	124.42	113.70
1	2h	68	MET	CG-SD-CE	-5.64	91.17	100.20
1	4k	30	LYS	O-C-N	-5.64	113.67	122.70
1	4C	200	THR	N-CA-CB	5.64	121.02	110.30

Continued on next page...

Continued from previous page...

Mol	Chain	Res	Type	Atoms	Z	Observed(°)	Ideal(°)
1	6R	162	ARG	NH1-CZ-NH2	-5.64	113.19	119.40
1	8m	133	TRP	CB-CG-CD2	-5.64	119.27	126.60
1	9m	11	VAL	C-N-CA	5.64	135.80	121.70
1	9A	97	ARG	CG-CD-NE	-5.64	99.95	111.80
1	ak	206	GLY	O-C-N	5.64	131.82	121.10
1	aD	184	TRP	CD1-NE1-CE2	5.64	114.08	109.00
1	aO	24	VAL	CG1-CB-CG2	-5.64	101.87	110.90
1	cx	184	TRP	CG-CD1-NE1	-5.64	104.46	110.10
1	dr	164	TYR	CG-CD1-CE1	-5.64	116.79	121.30
1	fr	18	ARG	NE-CZ-NH2	-5.64	117.48	120.30
1	gj	143	ARG	CG-CD-NE	-5.64	99.96	111.80
1	1F	32	PHE	CA-C-O	5.64	131.94	120.10
1	gM	133	TRP	CB-CG-CD1	5.64	134.33	127.00
1	hB	197	ASP	CB-CG-OD2	-5.64	113.22	118.30
1	1Q	39	MET	CG-SD-CE	-5.64	91.18	100.20
1	jO	179	GLN	CB-CA-C	5.64	121.68	110.40
1	kd	229	ARG	NH1-CZ-NH2	-5.64	113.20	119.40
1	ku	184	TRP	CG-CD2-CE3	-5.64	128.82	133.90
1	2a	164	TYR	CB-CG-CD2	5.64	124.38	121.00
1	2N	24	VAL	O-C-N	-5.64	113.68	122.70
1	2W	166	ASP	CB-CG-OD2	5.64	123.38	118.30
1	3j	1	PRO	N-CA-CB	5.64	110.07	103.30
1	4B	34	PRO	C-N-CA	5.64	135.80	121.70
1	4B	173	ARG	NE-CZ-NH2	-5.64	117.48	120.30
1	4Y	112	GLN	N-CA-CB	-5.64	100.45	110.60
1	5C	80	TRP	CB-CG-CD2	-5.64	119.27	126.60
1	69	176	GLN	O-C-N	-5.64	113.68	122.70
1	6o	37	ILE	CA-CB-CG2	5.64	122.18	110.90
1	6E	147	PRO	O-C-N	-5.64	113.68	122.70
1	7w	164	TYR	CG-CD2-CE2	-5.64	116.79	121.30
1	7I	133	TRP	CE2-CD2-CG	-5.64	102.79	107.30
1	8h	97	ARG	NH1-CZ-NH2	-5.64	113.20	119.40
1	97	173	ARG	NE-CZ-NH1	5.64	123.12	120.30
1	9d	167	ARG	NH1-CZ-NH2	-5.64	113.20	119.40
1	9e	143	ARG	NE-CZ-NH1	-5.64	117.48	120.30
1	9P	186	THR	CA-CB-CG2	-5.64	104.50	112.40
1	9S	168	PHE	CB-CG-CD2	5.64	124.75	120.80
1	aq	40	PHE	CB-CG-CD2	5.64	124.75	120.80
1	ax	130	TYR	CG-CD1-CE1	-5.64	116.79	121.30
1	aB	32	PHE	CB-CG-CD2	5.64	124.75	120.80
1	17	75	GLU	OE1-CD-OE2	-5.64	116.53	123.30
1	1b	168	PHE	CD1-CE1-CZ	5.64	126.87	120.10

Continued on next page...

Continued from previous page...

Mol	Chain	Res	Type	Atoms	Z	Observed(°)	Ideal(°)
1	cg	32	PHE	C-N-CA	5.64	135.80	121.70
1	1e	154	ARG	NH1-CZ-NH2	-5.64	113.20	119.40
1	cG	97	ARG	NH1-CZ-NH2	-5.64	113.20	119.40
1	cN	54	THR	N-CA-CB	5.64	121.02	110.30
1	d8	162	ARG	NE-CZ-NH1	5.64	123.12	120.30
1	ea	82	ARG	NE-CZ-NH1	5.64	123.12	120.30
1	f0	202	LEU	O-C-N	-5.64	113.68	122.70
1	fH	211	LEU	CB-CG-CD1	5.64	120.59	111.00
1	fM	215	MET	CG-SD-CE	-5.64	91.18	100.20
1	fP	111	LEU	CB-CG-CD1	5.64	120.59	111.00
1	1A	49	PRO	O-C-N	-5.64	113.68	122.70
1	g5	154	ARG	NE-CZ-NH2	5.64	123.12	120.30
1	g6	148	THR	CA-CB-CG2	-5.64	104.51	112.40
1	K	98	GLU	OE1-CD-OE2	5.64	130.07	123.30
1	h0	4	GLN	N-CA-CB	5.64	120.75	110.60
1	h9	191	VAL	CA-CB-CG1	-5.64	102.44	110.90
1	ho	7	GLN	CG-CD-OE1	-5.64	110.32	121.60
1	iJ	117	TRP	CE2-CD2-CG	5.64	111.81	107.30
1	kg	171	THR	CA-CB-CG2	-5.64	104.51	112.40
1	kn	184	TRP	CH2-CZ2-CE2	5.64	123.04	117.40
1	kZ	79	GLU	CA-CB-CG	5.64	125.80	113.40
1	2a	34	PRO	C-N-CA	5.64	135.80	121.70
1	3Z	145	TYR	CZ-CE2-CD2	5.64	124.87	119.80
1	4b	180	GLU	O-C-N	-5.64	113.68	122.70
1	4u	145	TYR	CZ-CE2-CD2	5.64	124.87	119.80
1	65	133	TRP	CB-CG-CD1	5.64	134.33	127.00
1	6B	71	GLU	O-C-N	-5.64	113.68	122.70
1	78	146	SER	N-CA-CB	5.64	118.96	110.50
1	bs	81	ASP	C-N-CA	5.64	135.80	121.70
1	bT	210	THR	CA-CB-CG2	-5.64	104.51	112.40
1	cM	24	VAL	CA-CB-CG1	5.64	119.36	110.90
1	dn	145	TYR	CB-CG-CD2	-5.64	117.62	121.00
1	fa	61	GLY	O-C-N	-5.64	113.68	122.70
1	9	162	ARG	O-C-N	-5.64	113.68	122.70
1	hj	52	LEU	CB-CG-CD2	5.64	120.58	111.00
1	hL	154	ARG	NH1-CZ-NH2	-5.64	113.20	119.40
1	hV	86	VAL	CA-CB-CG1	5.64	119.35	110.90
1	ij	124	ILE	CA-CB-CG1	-5.64	100.29	111.00
1	jE	197	ASP	CB-CG-OD1	-5.64	113.23	118.30
1	jV	58	THR	CA-CB-CG2	-5.64	104.51	112.40
1	kn	217	ALA	N-CA-CB	-5.64	102.21	110.10
1	24	164	TYR	CG-CD1-CE1	-5.64	116.79	121.30

Continued on next page...

Continued from previous page...

Mol	Chain	Res	Type	Atoms	Z	Observed(°)	Ideal(°)
1	kO	82	ARG	NE-CZ-NH2	-5.64	117.48	120.30
1	l1	184	TRP	CD1-CG-CD2	5.64	110.81	106.30
1	2c	71	GLU	OE1-CD-OE2	-5.64	116.54	123.30
1	2m	100	ARG	NH1-CZ-NH2	5.64	125.60	119.40
1	3f	145	TYR	CG-CD1-CE1	5.64	125.81	121.30
1	3G	34	PRO	N-CA-CB	5.64	110.06	103.30
1	3R	164	TYR	CD1-CE1-CZ	-5.64	114.73	119.80
1	4p	41	SER	N-CA-CB	5.64	118.95	110.50
1	5q	215	MET	CA-CB-CG	-5.64	103.72	113.30
1	6A	195	ASN	N-CA-CB	-5.64	100.45	110.60
1	6B	55	MET	CG-SD-CE	-5.64	91.18	100.20
1	6C	170	LYS	N-CA-CB	-5.64	100.45	110.60
1	7W	18	ARG	NE-CZ-NH1	5.64	123.12	120.30
1	8p	171	THR	CA-CB-CG2	-5.64	104.51	112.40
1	99	44	SER	N-CA-CB	5.64	118.96	110.50
1	a9	19	THR	OG1-CB-CG2	-5.64	97.04	110.00
1	af	167	ARG	NE-CZ-NH2	5.64	123.12	120.30
1	al	168	PHE	CB-CG-CD2	5.64	124.75	120.80
1	12	100	ARG	NE-CZ-NH2	-5.64	117.48	120.30
1	bv	35	GLU	OE1-CD-OE2	-5.64	116.54	123.30
1	bU	100	ARG	O-C-N	-5.64	113.62	123.20
1	ca	230	VAL	CA-CB-CG2	-5.64	102.45	110.90
1	cs	164	TYR	CB-CG-CD1	5.64	124.38	121.00
1	cv	213	GLU	OE1-CD-OE2	-5.64	116.54	123.30
1	dq	155	GLN	CG-CD-OE1	5.64	132.87	121.60
1	1l	68	MET	CA-CB-CG	5.64	122.88	113.30
1	ee	107	THR	CA-CB-CG2	5.64	120.29	112.40
1	eA	109	SER	N-CA-CB	5.64	118.95	110.50
1	1t	6	LEU	CB-CG-CD2	5.64	120.58	111.00
1	f2	117	TRP	CE2-CD2-CG	-5.64	102.79	107.30
1	fe	196	PRO	N-CA-C	5.64	126.75	112.10
1	fg	35	GLU	O-C-N	-5.64	113.68	122.70
1	fz	80	TRP	CE3-CZ3-CH2	-5.64	115.00	121.20
1	1y	108	THR	CA-CB-CG2	-5.64	104.51	112.40
1	fU	197	ASP	CB-CG-OD1	-5.64	113.23	118.30
1	g8	135	ILE	O-C-N	-5.63	113.69	122.70
1	gH	196	PRO	CA-N-CD	-5.63	103.61	111.50
1	1G	132	ARG	CG-CD-NE	-5.63	99.97	111.80
1	ha	85	PRO	N-CD-CG	5.63	111.65	103.20
1	hm	117	TRP	CH2-CZ2-CE2	5.63	123.03	117.40
1	io	212	GLU	OE1-CD-OE2	-5.63	116.54	123.30
1	iW	135	ILE	O-C-N	-5.63	113.69	122.70

Continued on next page...

Continued from previous page...

Mol	Chain	Res	Type	Atoms	Z	Observed(°)	Ideal(°)
1	j5	164	TYR	CB-CG-CD2	-5.63	117.62	121.00
1	jd	81	ASP	CB-CG-OD2	5.63	123.37	118.30
1	l0	190	LEU	N-CA-CB	-5.63	99.13	110.40
1	lz	229	ARG	NH1-CZ-NH2	-5.63	113.20	119.40
1	lI	162	ARG	NH1-CZ-NH2	-5.63	113.20	119.40
1	lR	231	LEU	CB-CA-C	-5.63	99.50	110.20
1	2w	167	ARG	NH1-CZ-NH2	-5.63	113.20	119.40
1	3n	86	VAL	CA-CB-CG2	-5.63	102.45	110.90
1	3X	165	VAL	CB-CA-C	5.63	122.11	111.40
1	4b	103	ASP	CB-CG-OD1	5.63	123.37	118.30
1	4I	196	PRO	O-C-N	-5.63	113.69	122.70
1	4Y	80	TRP	CB-CG-CD1	-5.63	119.67	127.00
1	5n	4	GLN	CB-CA-C	-5.63	99.13	110.40
1	5n	63	GLN	CA-C-N	5.63	129.59	117.20
1	5q	117	TRP	CD1-NE1-CE2	5.63	114.07	109.00
1	6b	200	THR	O-C-N	-5.63	113.68	122.70
1	6j	186	THR	CA-CB-CG2	-5.63	104.51	112.40
1	7R	181	VAL	CA-CB-CG2	5.63	119.35	110.90
1	8n	28	GLU	OE1-CD-OE2	-5.63	116.54	123.30
1	8D	209	ALA	N-CA-CB	-5.63	102.21	110.10
1	8I	163	ASP	CB-CG-OD1	5.63	123.37	118.30
1	90	29	GLU	OE1-CD-OE2	-5.63	116.54	123.30
1	91	145	TYR	CA-CB-CG	5.63	124.11	113.40
1	9F	99	PRO	O-C-N	-5.63	113.68	122.70
1	aj	197	ASP	CB-CG-OD1	-5.63	113.23	118.30
1	aG	173	ARG	CG-CD-NE	-5.63	99.97	111.80
1	bl	18	ARG	NE-CZ-NH2	-5.63	117.48	120.30
1	br	168	PHE	CB-CG-CD2	-5.63	116.86	120.80
1	bw	161	PHE	CB-CG-CD2	5.63	124.75	120.80
1	bM	145	TYR	CA-CB-CG	-5.63	102.69	113.40
1	bY	6	LEU	O-C-N	-5.63	113.69	122.70
1	cq	159	GLU	OE1-CD-OE2	-5.63	116.54	123.30
1	dk	82	ARG	CG-CD-NE	-5.63	99.97	111.80
1	dm	32	PHE	CG-CD2-CE2	5.63	127.00	120.80
1	dA	162	ARG	NE-CZ-NH2	-5.63	117.48	120.30
1	dK	159	GLU	OE1-CD-OE2	-5.63	116.54	123.30
1	eb	19	THR	CA-CB-CG2	5.63	120.29	112.40
1	ef	34	PRO	O-C-N	-5.63	113.68	122.70
1	eU	168	PHE	CB-CG-CD2	5.63	124.75	120.80
1	eX	173	ARG	NH1-CZ-NH2	5.63	125.60	119.40
1	f5	83	LEU	O-C-N	-5.63	113.69	122.70
1	fd	109	SER	N-CA-CB	5.63	118.95	110.50

Continued on next page...

Continued from previous page...

Mol	Chain	Res	Type	Atoms	Z	Observed(°)	Ideal(°)
1	fk	215	MET	CG-SD-CE	-5.63	91.19	100.20
1	fw	142	VAL	CB-CA-C	5.63	122.11	111.40
1	g2	100	ARG	NE-CZ-NH2	-5.63	117.48	120.30
1	f	145	TYR	CB-CG-CD2	-5.63	117.62	121.00
1	f	152	ASP	N-CA-CB	-5.63	100.46	110.60
1	X	58	THR	C-N-CA	5.63	135.78	121.70
1	gE	187	GLU	OE1-CD-OE2	-5.63	116.54	123.30
1	gH	18	ARG	NE-CZ-NH1	5.63	123.12	120.30
1	gJ	137	GLY	O-C-N	-5.63	113.69	122.70
1	hf	161	PHE	CB-CA-C	5.63	121.67	110.40
1	hT	77	ALA	CB-CA-C	-5.63	101.65	110.10
1	i4	26	VAL	CA-CB-CG2	-5.63	102.45	110.90
1	id	103	ASP	CB-CG-OD1	5.63	123.37	118.30
1	iy	4	GLN	N-CA-CB	5.63	120.74	110.60
1	2p	33	SER	N-CA-CB	-5.63	102.05	110.50
1	3k	86	VAL	CA-CB-CG2	5.63	119.35	110.90
1	6k	48	THR	CA-CB-CG2	-5.63	104.51	112.40
1	6V	164	TYR	CG-CD1-CE1	5.63	125.81	121.30
1	74	54	THR	CA-CB-CG2	5.63	120.29	112.40
1	8v	35	GLU	OE1-CD-OE2	-5.63	116.54	123.30
1	9H	82	ARG	NH1-CZ-NH2	-5.63	113.20	119.40
1	aO	121	ASN	CB-CG-OD1	5.63	132.87	121.60
1	bl	169	TYR	CG-CD1-CE1	-5.63	116.79	121.30
1	bG	171	THR	O-C-N	-5.63	113.69	122.70
1	bK	184	TRP	CB-CG-CD1	-5.63	119.68	127.00
1	d9	184	TRP	CD1-NE1-CE2	-5.63	103.93	109.00
1	dc	121	ASN	N-CA-CB	-5.63	100.46	110.60
1	dh	230	VAL	CA-CB-CG2	-5.63	102.45	110.90
1	e1	20	LEU	CB-CG-CD2	-5.63	101.42	111.00
1	fc	162	ARG	NE-CZ-NH2	-5.63	117.48	120.30
1	fj	103	ASP	CB-CG-OD2	-5.63	113.23	118.30
1	fz	63	GLN	O-C-N	-5.63	113.69	122.70
1	J	214	MET	N-CA-CB	5.63	120.74	110.60
1	O	82	ARG	N-CA-CB	5.63	120.74	110.60
1	gh	162	ARG	NH1-CZ-NH2	-5.63	113.21	119.40
1	gx	23	TRP	CG-CD1-NE1	-5.63	104.47	110.10
1	gD	26	VAL	CA-CB-CG1	5.63	119.35	110.90
1	h0	97	ARG	NE-CZ-NH2	5.63	123.12	120.30
1	h3	34	PRO	CA-N-CD	-5.63	103.62	111.50
1	h3	164	TYR	CB-CG-CD2	-5.63	117.62	121.00
1	hf	221	VAL	CA-CB-CG2	-5.63	102.45	110.90
1	hO	65	ALA	CB-CA-C	-5.63	101.65	110.10

Continued on next page...

Continued from previous page...

Mol	Chain	Res	Type	Atoms	Z	Observed(°)	Ideal(°)
1	iJ	130	TYR	CB-CG-CD1	5.63	124.38	121.00
1	j1	226	HIS	CB-CA-C	-5.63	99.14	110.40
1	jo	96	MET	CG-SD-CE	-5.63	91.19	100.20
1	1Y	197	ASP	CB-CG-OD1	5.63	123.37	118.30
1	kD	128	GLU	OE1-CD-OE2	-5.63	116.54	123.30
1	kR	59	VAL	CA-CB-CG2	-5.63	102.45	110.90
1	kR	202	LEU	CB-CG-CD1	-5.63	101.43	111.00
1	kU	24	VAL	CG1-CB-CG2	-5.63	101.89	110.90
1	l9	31	ALA	CB-CA-C	5.63	118.55	110.10
1	lb	32	PHE	CG-CD2-CE2	5.63	127.00	120.80
1	ll	10	MET	O-C-N	-5.63	113.69	122.70
1	ls	97	ARG	NE-CZ-NH2	-5.63	117.48	120.30
1	lu	168	PHE	CG-CD2-CE2	-5.63	114.61	120.80
1	2j	96	MET	O-C-N	-5.63	113.69	122.70
1	2R	80	TRP	CE2-CD2-CG	-5.63	102.80	107.30
1	39	231	LEU	CA-C-O	-5.63	108.27	120.10
1	4l	174	ALA	O-C-N	-5.63	113.69	122.70
1	4U	80	TRP	CB-CG-CD1	-5.63	119.68	127.00
1	56	97	ARG	NE-CZ-NH1	5.63	123.12	120.30
1	5l	119	THR	CA-CB-CG2	-5.63	104.52	112.40
1	5A	148	THR	N-CA-CB	5.63	121.00	110.30
1	62	176	GLN	N-CA-CB	-5.63	100.46	110.60
1	6J	166	ASP	CB-CG-OD1	5.63	123.37	118.30
1	7f	24	VAL	CA-C-O	-5.63	108.27	120.10
1	8i	82	ARG	NE-CZ-NH2	-5.63	117.48	120.30
1	8O	167	ARG	CG-CD-NE	-5.63	99.97	111.80
1	93	37	ILE	CA-C-O	-5.63	108.27	120.10
1	9K	29	GLU	OE1-CD-OE2	5.63	130.06	123.30
1	a9	167	ARG	NH1-CZ-NH2	-5.63	113.20	119.40
1	az	26	VAL	CA-CB-CG2	5.63	119.35	110.90
1	aX	130	TYR	CG-CD1-CE1	5.63	125.81	121.30
1	aZ	120	HIS	O-C-N	-5.63	113.69	122.70
1	bK	205	LEU	N-CA-CB	5.63	121.66	110.40
1	bL	82	ARG	NH1-CZ-NH2	-5.63	113.20	119.40
1	cF	160	PRO	N-CA-CB	5.63	110.06	103.30
1	li	159	GLU	OE1-CD-OE2	-5.63	116.54	123.30
1	d9	6	LEU	C-N-CA	5.63	135.78	121.70
1	dC	117	TRP	CB-CG-CD2	5.63	133.92	126.60
1	e4	28	GLU	OE1-CD-OE2	-5.63	116.54	123.30
1	e9	130	TYR	CZ-CE2-CD2	-5.63	114.73	119.80
1	lv	162	ARG	NE-CZ-NH2	-5.63	117.48	120.30
1	fh	194	ALA	N-CA-CB	5.63	117.98	110.10

Continued on next page...

Continued from previous page...

Mol	Chain	Res	Type	Atoms	Z	Observed(°)	Ideal(°)
1	L	23	TRP	CG-CD2-CE3	-5.63	128.83	133.90
1	hl	164	TYR	CG-CD1-CE1	-5.63	116.80	121.30
1	jm	144	MET	CG-SD-CE	5.63	109.21	100.20
1	k6	217	ALA	N-CA-CB	5.63	117.98	110.10
1	kf	18	ARG	NH1-CZ-NH2	-5.63	113.21	119.40
1	2l	173	ARG	NH1-CZ-NH2	-5.63	113.21	119.40
1	2S	45	GLU	O-C-N	-5.63	113.63	123.20
1	3V	66	MET	CG-SD-CE	5.63	109.21	100.20
1	57	55	MET	CA-CB-CG	5.63	122.87	113.30
1	70	95	GLN	N-CA-C	-5.63	95.80	111.00
1	7x	166	ASP	CB-CG-OD1	5.63	123.37	118.30
1	82	195	ASN	CB-CA-C	5.63	121.66	110.40
1	8q	130	TYR	CG-CD1-CE1	-5.63	116.80	121.30
1	97	145	TYR	N-CA-CB	5.63	120.73	110.60
1	9X	229	ARG	NE-CZ-NH1	5.63	123.11	120.30
1	ac	126	VAL	CG1-CB-CG2	5.63	119.91	110.90
1	ar	133	TRP	CB-CG-CD2	-5.63	119.28	126.60
1	aM	103	ASP	CB-CG-OD2	-5.63	113.23	118.30
1	bT	213	GLU	OE1-CD-OE2	-5.63	116.54	123.30
1	cJ	200	THR	O-C-N	-5.63	113.69	122.70
1	d8	168	PHE	CB-CG-CD2	-5.63	116.86	120.80
1	de	168	PHE	CB-CG-CD2	5.63	124.74	120.80
1	eP	168	PHE	CB-CG-CD1	-5.63	116.86	120.80
1	f6	169	TYR	CB-CG-CD2	-5.63	117.62	121.00
1	fy	173	ARG	NE-CZ-NH2	5.63	123.11	120.30
1	2	39	MET	O-C-N	-5.63	113.69	122.70
1	gs	82	ARG	NE-CZ-NH2	5.63	123.11	120.30
1	gJ	169	TYR	CE1-CZ-CE2	5.63	128.81	119.80
1	gL	214	MET	CG-SD-CE	-5.63	91.19	100.20
1	gN	169	TYR	CB-CG-CD2	5.63	124.38	121.00
1	i8	42	ALA	CB-CA-C	-5.63	101.66	110.10
1	j6	192	GLN	O-C-N	-5.63	113.69	122.70
1	jl	132	ARG	NH1-CZ-NH2	-5.63	113.21	119.40
1	ju	169	TYR	CD1-CE1-CZ	-5.63	114.73	119.80
1	jN	82	ARG	NE-CZ-NH1	5.63	123.11	120.30
1	l3	66	MET	CA-CB-CG	5.63	122.87	113.30
1	lv	3	VAL	CA-CB-CG2	-5.63	102.46	110.90
1	4c	184	TRP	CE2-CD2-CE3	5.63	125.45	118.70
1	4F	18	ARG	NE-CZ-NH1	5.63	123.11	120.30
1	5k	47	ALA	N-CA-CB	-5.63	102.22	110.10
1	63	227	LYS	O-C-N	-5.63	113.69	122.70
1	6T	18	ARG	NE-CZ-NH2	-5.63	117.49	120.30

Continued on next page...

Continued from previous page...

Mol	Chain	Res	Type	Atoms	Z	Observed(°)	Ideal(°)
1	7t	80	TRP	CE3-CZ3-CH2	-5.63	115.01	121.20
1	7B	130	TYR	CB-CG-CD1	5.63	124.38	121.00
1	7M	24	VAL	CA-CB-CG1	5.63	119.34	110.90
1	8r	194	ALA	CB-CA-C	-5.63	101.66	110.10
1	8W	68	MET	CG-SD-CE	-5.63	91.19	100.20
1	9f	80	TRP	CB-CG-CD2	5.63	133.92	126.60
1	9K	165	VAL	CA-CB-CG1	5.63	119.34	110.90
1	cc	59	VAL	CA-CB-CG1	5.63	119.34	110.90
1	cU	143	ARG	NE-CZ-NH2	-5.63	117.49	120.30
1	dM	138	LEU	CB-CG-CD1	5.63	120.57	111.00
1	dN	74	ASN	CB-CG-OD1	-5.63	110.34	121.60
1	e4	98	GLU	OE1-CD-OE2	-5.63	116.55	123.30
1	ed	171	THR	CA-CB-CG2	-5.63	104.52	112.40
1	ei	157	PRO	N-CA-CB	5.63	110.05	103.30
1	ep	100	ARG	NE-CZ-NH1	5.63	123.11	120.30
1	eK	208	ALA	N-CA-CB	-5.63	102.22	110.10
1	eX	120	HIS	O-C-N	-5.63	113.70	122.70
1	fk	47	ALA	CB-CA-C	-5.63	101.66	110.10
1	fJ	103	ASP	CB-CG-OD2	5.63	123.36	118.30
1	D	43	LEU	CB-CG-CD2	5.63	120.57	111.00
1	P	35	GLU	OE1-CD-OE2	-5.63	116.55	123.30
1	W	133	TRP	CB-CG-CD1	-5.63	119.68	127.00
1	8	184	TRP	CE3-CZ3-CH2	5.63	127.39	121.20
1	8	205	LEU	CB-CG-CD2	-5.63	101.43	111.00
1	gq	103	ASP	CB-CG-OD2	5.63	123.36	118.30
1	1D	139	ASN	CA-CB-CG	-5.63	101.02	113.40
1	ia	166	ASP	CB-CG-OD2	5.63	123.36	118.30
1	in	117	TRP	CE2-CD2-CG	-5.63	102.80	107.30
1	iY	154	ARG	NE-CZ-NH2	5.63	123.11	120.30
1	1W	68	MET	N-CA-CB	-5.63	100.47	110.60
1	jV	133	TRP	CD1-NE1-CE2	-5.63	103.94	109.00
1	kd	16	SER	N-CA-CB	5.63	118.94	110.50
1	kH	213	GLU	OE1-CD-OE2	-5.63	116.55	123.30
1	25	133	TRP	CB-CG-CD2	-5.63	119.29	126.60
1	ls	47	ALA	N-CA-CB	-5.63	102.22	110.10
1	2k	86	VAL	CA-CB-CG1	5.63	119.34	110.90
1	3E	82	ARG	NH1-CZ-NH2	-5.63	113.21	119.40
1	54	130	TYR	CB-CG-CD2	-5.63	117.62	121.00
1	90	6	LEU	CB-CG-CD1	-5.63	101.43	111.00
1	92	82	ARG	O-C-N	-5.63	113.70	122.70
1	97	99	PRO	N-CD-CG	5.63	111.64	103.20
1	9a	106	GLY	CA-C-O	5.63	130.73	120.60

Continued on next page...

Continued from previous page...

Mol	Chain	Res	Type	Atoms	Z	Observed(°)	Ideal(°)
1	9c	152	ASP	CB-CG-OD1	5.63	123.36	118.30
1	9l	214	MET	CG-SD-CE	-5.63	91.20	100.20
1	9n	29	GLU	OE1-CD-OE2	-5.63	116.55	123.30
1	9A	97	ARG	NE-CZ-NH1	5.63	123.11	120.30
1	9Y	40	PHE	CB-CG-CD1	-5.63	116.86	120.80
1	a0	164	TYR	CB-CG-CD2	5.63	124.38	121.00
1	au	40	PHE	CZ-CE2-CD2	-5.63	113.35	120.10
1	aN	162	ARG	NE-CZ-NH2	5.63	123.11	120.30
1	aX	99	PRO	N-CA-CB	5.63	110.05	103.30
1	aY	164	TYR	CD1-CE1-CZ	5.63	124.86	119.80
1	b2	132	ARG	NE-CZ-NH2	-5.63	117.49	120.30
1	bv	102	SER	CB-CA-C	-5.63	99.41	110.10
1	bz	184	TRP	CH2-CZ2-CE2	5.63	123.03	117.40
1	1b	126	VAL	CG1-CB-CG2	5.63	119.90	110.90
1	ch	28	GLU	OE1-CD-OE2	-5.63	116.55	123.30
1	cp	148	THR	CA-CB-CG2	-5.63	104.52	112.40
1	cy	173	ARG	O-C-N	-5.63	113.70	122.70
1	cG	162	ARG	NE-CZ-NH1	5.63	123.11	120.30
1	dl	184	TRP	CD2-CE2-CZ2	-5.63	115.55	122.30
1	dr	131	LYS	CA-CB-CG	5.63	125.78	113.40
1	dS	152	ASP	CB-CG-OD2	-5.63	113.24	118.30
1	F	28	GLU	OE1-CD-OE2	-5.63	116.55	123.30
1	gY	3	VAL	CA-CB-CG2	-5.62	102.46	110.90
1	hi	56	LEU	CB-CA-C	-5.62	99.51	110.20
1	hn	87	HIS	CB-CA-C	-5.62	99.15	110.40
1	jj	205	LEU	CB-CG-CD1	-5.62	101.44	111.00
1	jD	169	TYR	CB-CG-CD2	5.62	124.38	121.00
1	jV	145	TYR	CZ-CE2-CD2	5.62	124.86	119.80
1	4b	36	VAL	O-C-N	-5.62	113.70	122.70
1	4A	182	LYS	O-C-N	-5.62	113.70	122.70
1	4O	7	GLN	C-N-CA	5.62	134.11	122.30
1	6T	192	GLN	CA-C-O	5.62	131.91	120.10
1	7I	59	VAL	CA-CB-CG2	-5.62	102.46	110.90
1	7R	168	PHE	CG-CD1-CE1	-5.62	114.61	120.80
1	8C	197	ASP	CB-CG-OD1	5.62	123.36	118.30
1	9M	142	VAL	O-C-N	-5.62	113.70	122.70
1	az	130	TYR	CG-CD1-CE1	5.62	125.80	121.30
1	b6	217	ALA	CB-CA-C	-5.62	101.66	110.10
1	17	181	VAL	CA-CB-CG1	5.62	119.34	110.90
1	bo	100	ARG	O-C-N	-5.62	113.64	123.20
1	dz	16	SER	N-CA-CB	-5.62	102.06	110.50
1	dG	167	ARG	NE-CZ-NH1	5.62	123.11	120.30

Continued on next page...

Continued from previous page...

Mol	Chain	Res	Type	Atoms	Z	Observed(°)	Ideal(°)
1	eS	166	ASP	CB-CG-OD2	-5.62	113.24	118.30
1	eT	148	THR	CA-CB-CG2	5.62	120.28	112.40
1	eW	173	ARG	O-C-N	-5.62	113.70	122.70
1	f0	41	SER	O-C-N	-5.62	113.70	122.70
1	fa	185	MET	CB-CA-C	-5.62	99.15	110.40
1	gq	163	ASP	N-CA-CB	-5.62	100.48	110.60
1	h3	82	ARG	CA-CB-CG	5.62	125.77	113.40
1	hW	229	ARG	NH1-CZ-NH2	-5.62	113.21	119.40
1	iv	143	ARG	NE-CZ-NH2	-5.62	117.49	120.30
1	jf	145	TYR	CG-CD2-CE2	5.62	125.80	121.30
1	kg	144	MET	CG-SD-CE	-5.62	91.20	100.20
1	22	145	TYR	CG-CD2-CE2	5.62	125.80	121.30
1	kF	166	ASP	CB-CG-OD2	5.62	123.36	118.30
1	kX	168	PHE	CB-CG-CD2	5.62	124.74	120.80
1	lr	11	VAL	CA-CB-CG2	-5.62	102.47	110.90
1	2T	120	HIS	CA-CB-CG	5.62	123.16	113.60
1	3L	191	VAL	CA-CB-CG1	5.62	119.33	110.90
1	3N	48	THR	CA-CB-OG1	5.62	120.81	109.00
1	4l	7	GLN	CA-CB-CG	5.62	125.77	113.40
1	4J	132	ARG	CD-NE-CZ	5.62	131.47	123.60
1	53	162	ARG	NE-CZ-NH2	5.62	123.11	120.30
1	5x	107	THR	CA-CB-CG2	5.62	120.27	112.40
1	5E	164	TYR	CG-CD1-CE1	-5.62	116.80	121.30
1	5V	184	TRP	CD1-CG-CD2	-5.62	101.80	106.30
1	67	161	PHE	O-C-N	-5.62	113.70	122.70
1	6m	154	ARG	NE-CZ-NH2	-5.62	117.49	120.30
1	6I	114	GLN	O-C-N	-5.62	113.70	122.70
1	7y	197	ASP	CB-CG-OD2	5.62	123.36	118.30
1	7L	164	TYR	CZ-CE2-CD2	-5.62	114.74	119.80
1	7O	109	SER	N-CA-CB	5.62	118.94	110.50
1	84	196	PRO	N-CA-CB	-5.62	96.41	102.60
1	ap	133	TRP	CB-CG-CD1	5.62	134.31	127.00
1	cc	170	LYS	N-CA-CB	-5.62	100.48	110.60
1	cq	82	ARG	NE-CZ-NH2	5.62	123.11	120.30
1	ct	154	ARG	NH1-CZ-NH2	-5.62	113.21	119.40
1	cF	78	ALA	CB-CA-C	-5.62	101.67	110.10
1	cV	169	TYR	CZ-CE2-CD2	5.62	124.86	119.80
1	dh	163	ASP	N-CA-CB	-5.62	100.48	110.60
1	dp	50	GLN	N-CA-CB	-5.62	100.48	110.60
1	dr	18	ARG	NE-CZ-NH1	5.62	123.11	120.30
1	dt	130	TYR	CB-CG-CD1	5.62	124.37	121.00
1	dA	31	ALA	CB-CA-C	-5.62	101.66	110.10

Continued on next page...

Continued from previous page...

Mol	Chain	Res	Type	Atoms	Z	Observed(°)	Ideal(°)
1	dY	65	ALA	CB-CA-C	5.62	118.53	110.10
1	e6	143	ARG	NE-CZ-NH2	-5.62	117.49	120.30
1	fg	173	ARG	NE-CZ-NH1	5.62	123.11	120.30
1	fU	97	ARG	NE-CZ-NH2	5.62	123.11	120.30
1	2	145	TYR	CB-CG-CD1	-5.62	117.63	121.00
1	V	23	TRP	CD1-CG-CD2	5.62	110.80	106.30
1	gS	40	PHE	CG-CD1-CE1	-5.62	114.62	120.80
1	ht	145	TYR	CB-CG-CD2	-5.62	117.63	121.00
1	hz	186	THR	O-C-N	-5.62	113.71	122.70
1	hZ	143	ARG	O-C-N	-5.62	113.71	122.70
1	i2	213	GLU	OE1-CD-OE2	-5.62	116.56	123.30
1	1O	169	TYR	CB-CG-CD1	5.62	124.37	121.00
1	ig	163	ASP	N-CA-CB	-5.62	100.48	110.60
1	im	131	LYS	CB-CA-C	5.62	121.64	110.40
1	jD	41	SER	N-CA-CB	5.62	118.93	110.50
1	21	3	VAL	CA-CB-CG1	-5.62	102.47	110.90
1	kt	219	GLN	CA-CB-CG	5.62	125.77	113.40
1	kS	31	ALA	CB-CA-C	5.62	118.53	110.10
1	lv	117	TRP	CA-CB-CG	-5.62	103.02	113.70
1	lQ	58	THR	CA-CB-CG2	-5.62	104.53	112.40
1	32	157	PRO	N-CD-CG	5.62	111.63	103.20
1	3f	120	HIS	CA-CB-CG	5.62	123.16	113.60
1	4p	145	TYR	CB-CG-CD1	5.62	124.37	121.00
1	58	90	PRO	N-CD-CG	5.62	111.63	103.20
1	6M	53	ASN	O-C-N	-5.62	113.70	122.70
1	7f	14	ALA	N-CA-CB	5.62	117.97	110.10
1	8a	17	PRO	N-CD-CG	-5.62	94.77	103.20
1	8l	90	PRO	N-CA-CB	-5.62	96.42	102.60
1	8m	224	PRO	N-CA-CB	5.62	110.05	103.30
1	9j	96	MET	O-C-N	5.62	131.69	122.70
1	9t	131	LYS	O-C-N	-5.62	113.70	122.70
1	a2	51	ASP	CB-CG-OD2	5.62	123.36	118.30
1	11	58	THR	CA-CB-CG2	5.62	120.27	112.40
1	b7	97	ARG	NE-CZ-NH2	-5.62	117.49	120.30
1	ci	184	TRP	CB-CG-CD2	5.62	133.91	126.60
1	cr	102	SER	O-C-N	-5.62	113.70	122.70
1	cs	133	TRP	CA-CB-CG	5.62	124.38	113.70
1	d8	173	ARG	NE-CZ-NH2	5.62	123.11	120.30
1	do	68	MET	CG-SD-CE	-5.62	91.21	100.20
1	dA	12	HIS	CB-CA-C	-5.62	99.16	110.40
1	1m	132	ARG	NE-CZ-NH2	-5.62	117.49	120.30
1	e9	231	LEU	CB-CG-CD2	5.62	120.56	111.00

Continued on next page...

Continued from previous page...

Mol	Chain	Res	Type	Atoms	Z	Observed(°)	Ideal(°)
1	eg	130	TYR	CB-CG-CD2	-5.62	117.63	121.00
1	em	23	TRP	O-C-N	-5.62	113.70	122.70
1	eo	55	MET	CG-SD-CE	-5.62	91.20	100.20
1	eo	117	TRP	CB-CG-CD2	5.62	133.91	126.60
1	eG	133	TRP	CD1-CG-CD2	5.62	110.80	106.30
1	eM	29	GLU	O-C-N	-5.62	113.71	122.70
1	eT	201	ILE	O-C-N	-5.62	113.70	122.70
1	D	148	THR	CA-CB-CG2	-5.62	104.53	112.40
1	E	169	TYR	CB-CG-CD1	5.62	124.37	121.00
1	hx	9	GLN	CB-CA-C	5.62	121.64	110.40
1	1N	130	TYR	CB-CG-CD1	5.62	124.37	121.00
1	km	79	GLU	OE1-CD-OE2	-5.62	116.56	123.30
1	ku	130	TYR	CD1-CE1-CZ	5.62	124.86	119.80
1	l8	78	ALA	O-C-N	-5.62	113.71	122.70
1	lw	184	TRP	CA-CB-CG	5.62	124.38	113.70
1	2O	168	PHE	CB-CG-CD1	-5.62	116.87	120.80
1	2Y	64	ALA	O-C-N	-5.62	113.71	122.70
1	3T	164	TYR	CG-CD1-CE1	-5.62	116.80	121.30
1	4e	23	TRP	CE3-CZ3-CH2	5.62	127.38	121.20
1	6o	173	ARG	NE-CZ-NH2	-5.62	117.49	120.30
1	Y	208	ALA	CB-CA-C	-5.62	101.67	110.10
1	aV	27	VAL	CG1-CB-CG2	-5.62	101.91	110.90
1	bd	197	ASP	CB-CG-OD2	-5.62	113.24	118.30
1	1d	82	ARG	NE-CZ-NH1	5.62	123.11	120.30
1	cp	10	MET	CG-SD-CE	-5.62	91.21	100.20
1	dZ	191	VAL	CA-CB-CG2	-5.62	102.47	110.90
1	eX	197	ASP	CB-CG-OD2	-5.62	113.24	118.30
1	fH	50	GLN	CA-CB-CG	5.62	125.76	113.40
1	fU	83	LEU	CB-CG-CD2	-5.62	101.44	111.00
1	gk	148	THR	CA-CB-CG2	5.62	120.27	112.40
1	gv	184	TRP	CE2-CD2-CG	-5.62	102.80	107.30
1	gA	43	LEU	CB-CG-CD2	5.62	120.55	111.00
1	hd	183	ASN	O-C-N	-5.62	113.71	122.70
1	hg	32	PHE	CB-CG-CD1	-5.62	116.87	120.80
1	hu	31	ALA	CB-CA-C	5.62	118.53	110.10
1	ia	137	GLY	O-C-N	-5.62	113.71	122.70
1	j1	165	VAL	CA-CB-CG2	-5.62	102.47	110.90
1	jm	173	ARG	NE-CZ-NH2	-5.62	117.49	120.30
1	jS	169	TYR	CB-CG-CD2	5.62	124.37	121.00
1	jU	211	LEU	O-C-N	-5.62	113.71	122.70
1	kE	2	ILE	CA-CB-CG2	-5.62	99.67	110.90
1	kS	66	MET	CG-SD-CE	-5.62	91.21	100.20

Continued on next page...

Continued from previous page...

Mol	Chain	Res	Type	Atoms	Z	Observed(°)	Ideal(°)
1	kS	186	THR	CA-CB-CG2	-5.62	104.53	112.40
1	l8	134	ILE	O-C-N	-5.62	113.71	122.70
1	ln	212	GLU	OE1-CD-OE2	-5.62	116.56	123.30
1	lL	40	PHE	O-C-N	-5.62	113.71	122.70
1	3j	197	ASP	CB-CG-OD2	5.62	123.36	118.30
1	3Q	143	ARG	NE-CZ-NH2	-5.62	117.49	120.30
1	4g	44	SER	N-CA-CB	5.62	118.93	110.50
1	4n	186	THR	N-CA-CB	5.62	120.97	110.30
1	5k	48	THR	CA-CB-CG2	-5.62	104.53	112.40
1	6d	58	THR	CA-CB-CG2	-5.62	104.53	112.40
1	6n	173	ARG	NE-CZ-NH1	5.62	123.11	120.30
1	6B	18	ARG	NE-CZ-NH2	-5.62	117.49	120.30
1	6B	219	GLN	C-N-CA	5.62	134.10	122.30
1	7q	177	ALA	N-CA-CB	-5.62	102.23	110.10
1	84	20	LEU	CB-CG-CD1	5.62	120.55	111.00
1	85	55	MET	CA-CB-CG	-5.62	103.75	113.30
1	8F	68	MET	CG-SD-CE	-5.62	91.21	100.20
1	8K	102	SER	N-CA-CB	5.62	118.93	110.50
1	9l	163	ASP	CB-CG-OD1	5.62	123.36	118.30
1	9o	52	LEU	O-C-N	-5.62	113.71	122.70
1	9u	133	TRP	CB-CG-CD1	5.62	134.30	127.00
1	ar	180	GLU	OE1-CD-OE2	-5.62	116.56	123.30
1	av	61	GLY	C-N-CA	5.62	135.75	121.70
1	14	117	TRP	CB-CG-CD1	-5.62	119.69	127.00
1	bG	103	ASP	CB-CG-OD2	-5.62	113.24	118.30
1	c5	169	TYR	CG-CD1-CE1	-5.62	116.81	121.30
1	r	169	TYR	CD1-CG-CD2	-5.62	111.72	117.90
1	gk	11	VAL	CA-CB-CG1	-5.62	102.47	110.90
1	jl	117	TRP	CE2-CD2-CG	-5.62	102.81	107.30
1	lN	197	ASP	CB-CG-OD1	5.62	123.36	118.30
1	2G	143	ARG	CD-NE-CZ	-5.62	115.74	123.60
1	3l	117	TRP	O-C-N	-5.62	113.71	122.70
1	47	88	ALA	N-CA-CB	5.62	117.96	110.10
1	69	145	TYR	CB-CG-CD1	-5.62	117.63	121.00
1	6J	167	ARG	NH1-CZ-NH2	-5.62	113.22	119.40
1	85	24	VAL	CG1-CB-CG2	-5.62	101.91	110.90
1	b7	216	THR	CA-CB-CG2	-5.62	104.54	112.40
1	ld	164	TYR	CG-CD2-CE2	5.62	125.79	121.30
1	ck	166	ASP	CB-CG-OD2	5.62	123.36	118.30
1	cK	184	TRP	CD1-CG-CD2	-5.62	101.81	106.30
1	cV	39	MET	CG-SD-CE	-5.62	91.21	100.20
1	dc	23	TRP	CE2-CD2-CG	-5.62	102.81	107.30

Continued on next page...

Continued from previous page...

Mol	Chain	Res	Type	Atoms	Z	Observed(°)	Ideal(°)
1	dg	169	TYR	CZ-CE2-CD2	5.62	124.86	119.80
1	m	161	PHE	CB-CG-CD1	-5.62	116.87	120.80
1	C	70	LYS	O-C-N	-5.62	113.71	122.70
1	h6	82	ARG	NE-CZ-NH1	5.62	123.11	120.30
1	hD	119	THR	CA-CB-CG2	-5.62	104.54	112.40
1	hJ	158	LYS	CB-CA-C	-5.62	99.17	110.40
1	i2	218	CYS	CA-CB-SG	-5.62	103.89	114.00
1	id	97	ARG	NE-CZ-NH1	-5.62	117.49	120.30
1	jn	130	TYR	CG-CD2-CE2	-5.62	116.81	121.30
1	jD	200	THR	CA-CB-CG2	-5.62	104.54	112.40
1	kR	18	ARG	NE-CZ-NH1	5.62	123.11	120.30
1	lg	117	TRP	CB-CG-CD2	5.62	133.90	126.60
1	2E	82	ARG	CD-NE-CZ	5.62	131.46	123.60
1	2L	18	ARG	CD-NE-CZ	5.62	131.46	123.60
1	38	145	TYR	CG-CD2-CE2	5.62	125.79	121.30
1	3p	3	VAL	CA-CB-CG1	5.62	119.32	110.90
1	3u	132	ARG	NE-CZ-NH2	-5.62	117.49	120.30
1	3D	184	TRP	CB-CA-C	5.62	121.63	110.40
1	3V	80	TRP	CB-CG-CD2	5.62	133.90	126.60
1	4o	133	TRP	CB-CG-CD2	-5.62	119.30	126.60
1	4D	82	ARG	NE-CZ-NH2	-5.62	117.49	120.30
1	5M	208	ALA	N-CA-CB	-5.62	102.24	110.10
1	60	10	MET	CB-CA-C	5.62	121.63	110.40
1	67	27	VAL	O-C-N	-5.62	113.72	122.70
1	6G	173	ARG	NE-CZ-NH2	5.62	123.11	120.30
1	6P	229	ARG	NH1-CZ-NH2	-5.62	113.22	119.40
1	71	214	MET	O-C-N	-5.62	113.72	122.70
1	75	79	GLU	OE1-CD-OE2	-5.62	116.56	123.30
1	7k	120	HIS	CA-CB-CG	5.62	123.15	113.60
1	86	155	GLN	CB-CA-C	-5.62	99.17	110.40
1	8k	117	TRP	CB-CG-CD2	5.62	133.90	126.60
1	8N	133	TRP	CD1-NE1-CE2	5.62	114.06	109.00
1	9s	82	ARG	CG-CD-NE	-5.62	100.01	111.80
1	9s	88	ALA	O-C-N	-5.62	113.66	123.20
1	9Z	180	GLU	N-CA-CB	-5.62	100.49	110.60
1	be	5	ASN	CB-CA-C	-5.62	99.17	110.40
1	bL	31	ALA	CB-CA-C	5.62	118.52	110.10
1	bM	162	ARG	NH1-CZ-NH2	-5.62	113.22	119.40
1	c9	87	HIS	CA-CB-CG	5.62	123.15	113.60
1	cE	96	MET	CG-SD-CE	-5.62	91.21	100.20
1	dB	168	PHE	CB-CG-CD2	-5.62	116.87	120.80
1	dJ	219	GLN	O-C-N	-5.62	113.66	123.20

Continued on next page...

Continued from previous page...

Mol	Chain	Res	Type	Atoms	Z	Observed(°)	Ideal(°)
1	eC	145	TYR	CB-CG-CD2	5.62	124.37	121.00
1	f5	163	ASP	CB-CG-OD2	5.62	123.35	118.30
1	f6	163	ASP	O-C-N	-5.62	113.72	122.70
1	fn	188	THR	O-C-N	-5.62	113.71	122.70
1	m	173	ARG	CD-NE-CZ	5.62	131.46	123.60
1	hh	125	PRO	N-CA-CB	-5.61	96.42	102.60
1	iL	80	TRP	CE2-CD2-CG	-5.61	102.81	107.30
1	ju	161	PHE	CB-CA-C	5.61	121.63	110.40
1	kp	144	MET	CG-SD-CE	-5.61	91.22	100.20
1	28	18	ARG	CD-NE-CZ	5.61	131.46	123.60
1	lK	173	ARG	NE-CZ-NH2	-5.61	117.49	120.30
1	2w	184	TRP	CB-CG-CD1	-5.61	119.70	127.00
1	2H	54	THR	CA-CB-CG2	-5.61	104.54	112.40
1	2T	145	TYR	CB-CG-CD1	5.61	124.37	121.00
1	36	162	ARG	NE-CZ-NH2	5.61	123.11	120.30
1	3q	154	ARG	NE-CZ-NH1	5.61	123.11	120.30
1	3I	26	VAL	O-C-N	-5.61	113.72	122.70
1	3J	230	VAL	CG1-CB-CG2	-5.61	101.92	110.90
1	42	169	TYR	CB-CG-CD2	-5.61	117.63	121.00
1	5k	5	ASN	CB-CA-C	5.61	121.63	110.40
1	5t	204	ALA	N-CA-CB	-5.61	102.24	110.10
1	6H	18	ARG	NE-CZ-NH2	-5.61	117.49	120.30
1	6X	117	TRP	CD1-CG-CD2	5.61	110.79	106.30
1	74	56	LEU	CB-CG-CD2	5.61	120.54	111.00
1	7x	152	ASP	N-CA-CB	-5.61	100.50	110.60
1	7N	132	ARG	CG-CD-NE	-5.61	100.01	111.80
1	80	184	TRP	CH2-CZ2-CE2	-5.61	111.79	117.40
1	8i	72	THR	CA-CB-CG2	-5.61	104.54	112.40
1	8n	84	HIS	CA-CB-CG	-5.61	104.06	113.60
1	8t	191	VAL	CG1-CB-CG2	-5.61	101.92	110.90
1	8H	52	LEU	N-CA-CB	5.61	121.63	110.40
1	99	184	TRP	CZ3-CH2-CZ2	-5.61	114.86	121.60
1	9c	20	LEU	CB-CG-CD2	5.61	120.54	111.00
1	9u	3	VAL	CA-CB-CG1	5.61	119.32	110.90
1	9D	166	ASP	O-C-N	-5.61	113.72	122.70
1	9H	109	SER	N-CA-CB	5.61	118.92	110.50
1	a0	179	GLN	N-CA-CB	5.61	120.70	110.60
1	aJ	132	ARG	NE-CZ-NH1	-5.61	117.49	120.30
1	aR	58	THR	CA-CB-OG1	5.61	120.79	109.00
1	aS	130	TYR	CB-CG-CD1	-5.61	117.63	121.00
1	bg	167	ARG	CA-CB-CG	5.61	125.75	113.40
1	bm	147	PRO	N-CD-CG	5.61	111.62	103.20

Continued on next page...

Continued from previous page...

Mol	Chain	Res	Type	Atoms	Z	Observed(°)	Ideal(°)
1	bG	188	THR	CA-CB-CG2	5.61	120.26	112.40
1	dz	230	VAL	CA-CB-CG1	5.61	119.32	110.90
1	e0	217	ALA	C-N-CA	5.61	135.74	121.70
1	ez	142	VAL	CA-CB-CG1	-5.61	102.48	110.90
1	eR	205	LEU	CB-CG-CD2	5.61	120.54	111.00
1	fd	110	THR	CA-CB-CG2	-5.61	104.54	112.40
1	lx	110	THR	CA-CB-CG2	-5.61	104.54	112.40
1	fF	175	GLU	OE1-CD-OE2	-5.61	116.56	123.30
1	a	97	ARG	NE-CZ-NH1	5.61	123.11	120.30
1	F	145	TYR	CB-CG-CD2	-5.61	117.63	121.00
1	gt	51	ASP	CB-CA-C	-5.61	99.18	110.40
1	1H	166	ASP	N-CA-CB	-5.61	100.50	110.60
1	h8	173	ARG	NE-CZ-NH1	5.61	123.11	120.30
1	ic	162	ARG	NE-CZ-NH1	5.61	123.11	120.30
1	id	167	ARG	NE-CZ-NH2	5.61	123.11	120.30
1	im	61	GLY	CA-C-O	5.61	130.70	120.60
1	iZ	168	PHE	CB-CG-CD2	5.61	124.73	120.80
1	kM	161	PHE	CB-CG-CD2	5.61	124.73	120.80
1	2o	197	ASP	CB-CG-OD2	5.61	123.35	118.30
1	38	165	VAL	CG1-CB-CG2	-5.61	101.92	110.90
1	3Y	113	GLU	OE1-CD-OE2	-5.61	116.57	123.30
1	6w	117	TRP	CG-CD2-CE3	-5.61	128.85	133.90
1	6E	144	MET	CG-SD-CE	-5.61	91.22	100.20
1	7w	82	ARG	NE-CZ-NH2	-5.61	117.49	120.30
1	8A	168	PHE	CB-CG-CD1	-5.61	116.87	120.80
1	a4	171	THR	N-CA-CB	5.61	120.96	110.30
1	aE	151	LEU	CB-CG-CD1	-5.61	101.46	111.00
1	aH	181	VAL	CA-CB-CG1	-5.61	102.48	110.90
1	b6	100	ARG	NH1-CZ-NH2	-5.61	113.23	119.40
1	1d	210	THR	CA-CB-CG2	-5.61	104.54	112.40
1	cQ	200	THR	CA-CB-CG2	-5.61	104.54	112.40
1	ds	92	GLU	N-CA-CB	5.61	120.70	110.60
1	dt	166	ASP	CB-CG-OD1	-5.61	113.25	118.30
1	gh	2	ILE	CA-CB-CG1	5.61	121.66	111.00
1	gJ	18	ARG	NE-CZ-NH2	-5.61	117.50	120.30
1	gT	58	THR	N-CA-CB	5.61	120.96	110.30
1	hF	144	MET	CG-SD-CE	-5.61	91.22	100.20
1	hK	19	THR	CA-CB-CG2	5.61	120.25	112.40
1	hU	117	TRP	O-C-N	-5.61	113.72	122.70
1	ix	82	ARG	CD-NE-CZ	-5.61	115.75	123.60
1	jP	126	VAL	CG1-CB-CG2	-5.61	101.92	110.90
1	k8	186	THR	O-C-N	-5.61	113.72	122.70

Continued on next page...

Continued from previous page...

Mol	Chain	Res	Type	Atoms	Z	Observed(°)	Ideal(°)
1	k9	77	ALA	N-CA-CB	-5.61	102.25	110.10
1	kl	183	ASN	O-C-N	-5.61	113.72	122.70
1	kD	97	ARG	NH1-CZ-NH2	-5.61	113.23	119.40
1	kQ	159	GLU	OE1-CD-OE2	-5.61	116.57	123.30
1	l0	117	TRP	O-C-N	-5.61	113.72	122.70
1	lc	176	GLN	N-CA-CB	-5.61	100.50	110.60
1	lk	19	THR	CA-CB-CG2	-5.61	104.54	112.40
1	2b	81	ASP	N-CA-CB	-5.61	100.50	110.60
1	2E	209	ALA	CB-CA-C	5.61	118.52	110.10
1	2K	167	ARG	NE-CZ-NH1	5.61	123.11	120.30
1	2N	110	THR	OG1-CB-CG2	-5.61	97.09	110.00
1	3H	229	ARG	NE-CZ-NH2	-5.61	117.50	120.30
1	3O	230	VAL	CG1-CB-CG2	-5.61	101.92	110.90
1	3Z	195	ASN	CB-CA-C	5.61	121.62	110.40
1	4p	143	ARG	NE-CZ-NH2	5.61	123.11	120.30
1	4S	66	MET	CG-SD-CE	-5.61	91.22	100.20
1	54	136	LEU	CB-CG-CD1	5.61	120.54	111.00
1	5X	145	TYR	O-C-N	-5.61	113.72	122.70
1	64	208	ALA	CB-CA-C	5.61	118.51	110.10
1	6w	164	TYR	CB-CG-CD1	-5.61	117.63	121.00
1	79	40	PHE	CD1-CE1-CZ	-5.61	113.37	120.10
1	79	100	ARG	O-C-N	-5.61	113.66	123.20
1	7f	167	ARG	CD-NE-CZ	5.61	131.46	123.60
1	7z	184	TRP	CE2-CD2-CG	-5.61	102.81	107.30
1	7N	132	ARG	NE-CZ-NH2	-5.61	117.50	120.30
1	8w	163	ASP	CB-CG-OD2	-5.61	113.25	118.30
1	92	197	ASP	CB-CG-OD2	5.61	123.35	118.30
1	93	80	TRP	CB-CG-CD1	-5.61	119.71	127.00
1	ac	118	MET	CG-SD-CE	-5.61	91.22	100.20
1	an	36	VAL	CA-CB-CG1	5.61	119.32	110.90
1	av	86	VAL	CA-CB-CG2	-5.61	102.48	110.90
1	aC	216	THR	CA-CB-OG1	5.61	120.78	109.00
1	aM	130	TYR	CG-CD1-CE1	-5.61	116.81	121.30
1	bn	146	SER	CA-C-O	-5.61	108.32	120.10
1	ck	68	MET	CG-SD-CE	-5.61	91.22	100.20
1	cm	194	ALA	O-C-N	-5.61	113.72	122.70
1	cO	65	ALA	C-N-CA	5.61	135.73	121.70
1	ds	6	LEU	CA-C-N	5.61	129.54	117.20
1	dP	51	ASP	CB-CG-OD1	5.61	123.35	118.30
1	ln	138	LEU	O-C-N	-5.61	113.72	122.70
1	e6	229	ARG	NH1-CZ-NH2	-5.61	113.23	119.40
1	lv	31	ALA	CB-CA-C	-5.61	101.68	110.10

Continued on next page...

Continued from previous page...

Mol	Chain	Res	Type	Atoms	Z	Observed(°)	Ideal(°)
1	D	18	ARG	NE-CZ-NH1	5.61	123.11	120.30
1	gg	138	LEU	N-CA-CB	5.61	121.62	110.40
1	io	154	ARG	CG-CD-NE	-5.61	100.02	111.80
1	26	23	TRP	CB-CG-CD1	5.61	134.29	127.00
1	lA	123	PRO	N-CA-CB	5.61	110.03	103.30
1	4g	23	TRP	CD1-CG-CD2	5.61	110.79	106.30
1	69	32	PHE	CB-CG-CD2	-5.61	116.87	120.80
1	6V	167	ARG	NH1-CZ-NH2	-5.61	113.23	119.40
1	7s	100	ARG	CG-CD-NE	-5.61	100.02	111.80
1	9s	132	ARG	NE-CZ-NH2	-5.61	117.50	120.30
1	as	164	TYR	CB-CG-CD1	5.61	124.37	121.00
1	as	171	THR	CA-CB-CG2	-5.61	104.55	112.40
1	bm	157	PRO	N-CA-CB	5.61	110.03	103.30
1	bt	31	ALA	CB-CA-C	-5.61	101.69	110.10
1	bx	213	GLU	OE1-CD-OE2	-5.61	116.57	123.30
1	lo	68	MET	CA-CB-CG	5.61	122.83	113.30
1	gc	161	PHE	CB-CG-CD1	-5.61	116.88	120.80
1	gr	103	ASP	CB-CG-OD2	5.61	123.35	118.30
1	gS	167	ARG	CD-NE-CZ	5.61	131.45	123.60
1	lG	163	ASP	CB-CG-OD1	5.61	123.35	118.30
1	hf	161	PHE	CB-CG-CD2	5.61	124.73	120.80
1	hi	197	ASP	CB-CG-OD1	-5.61	113.25	118.30
1	hB	108	THR	CA-CB-CG2	-5.61	104.55	112.40
1	hB	181	VAL	CA-CB-CG2	-5.61	102.49	110.90
1	jpg	117	TRP	CH2-CZ2-CE2	5.61	123.01	117.40
1	jpg	159	GLU	OE1-CD-OE2	-5.61	116.57	123.30
1	jx	155	GLN	N-CA-CB	-5.61	100.51	110.60
1	km	215	MET	CG-SD-CE	-5.61	91.23	100.20
1	kz	51	ASP	CB-CG-OD1	5.61	123.35	118.30
1	26	10	MET	CG-SD-CE	-5.61	91.23	100.20
1	lh	171	THR	N-CA-CB	5.61	120.96	110.30
1	li	154	ARG	NE-CZ-NH2	5.61	123.10	120.30
1	lm	188	THR	CA-CB-CG2	-5.61	104.55	112.40
1	2r	229	ARG	NH1-CZ-NH2	-5.61	113.23	119.40
1	32	18	ARG	NE-CZ-NH2	5.61	123.10	120.30
1	3a	212	GLU	OE1-CD-OE2	-5.61	116.57	123.30
1	3Q	219	GLN	N-CA-CB	5.61	120.69	110.60
1	5k	100	ARG	NE-CZ-NH1	5.61	123.10	120.30
1	5l	100	ARG	NE-CZ-NH1	5.61	123.10	120.30
1	5R	71	GLU	OE1-CD-OE2	-5.61	116.57	123.30
1	6l	21	ASN	CB-CG-OD1	-5.61	110.39	121.60
1	6R	199	LYS	CG-CD-CE	5.61	128.72	111.90

Continued on next page...

Continued from previous page...

Mol	Chain	Res	Type	Atoms	Z	Observed(°)	Ideal(°)
1	6Z	68	MET	CG-SD-CE	-5.61	91.23	100.20
1	7v	130	TYR	CB-CG-CD2	-5.61	117.64	121.00
1	7G	97	ARG	NE-CZ-NH2	-5.61	117.50	120.30
1	7I	214	MET	CG-SD-CE	-5.61	91.23	100.20
1	8X	163	ASP	N-CA-CB	-5.61	100.51	110.60
1	94	161	PHE	CA-CB-CG	-5.61	100.44	113.90
1	9e	212	GLU	O-C-N	-5.61	113.73	122.70
1	9J	70	LYS	N-CA-CB	5.61	120.69	110.60
1	9O	227	LYS	O-C-N	-5.61	113.73	122.70
1	ab	184	TRP	CE2-CD2-CG	5.61	111.78	107.30
1	an	40	PHE	CB-CG-CD1	-5.61	116.88	120.80
1	aD	176	GLN	C-N-CA	5.61	135.72	121.70
1	15	174	ALA	N-CA-CB	5.61	117.95	110.10
1	16	51	ASP	O-C-N	-5.61	113.73	122.70
1	bn	18	ARG	NE-CZ-NH1	-5.61	117.50	120.30
1	bu	152	ASP	CB-CG-OD2	5.61	123.35	118.30
1	cc	88	ALA	N-CA-CB	-5.61	102.25	110.10
1	cs	184	TRP	CB-CG-CD1	-5.61	119.71	127.00
1	cD	229	ARG	NE-CZ-NH1	-5.61	117.50	120.30
1	cH	50	GLN	CA-CB-CG	5.61	125.74	113.40
1	cJ	164	TYR	CB-CG-CD1	5.61	124.36	121.00
1	db	107	THR	CA-CB-CG2	-5.61	104.55	112.40
1	dU	162	ARG	CB-CA-C	-5.61	99.19	110.40
1	fe	219	GLN	O-C-N	-5.61	113.67	123.20
1	fl	145	TYR	CB-CG-CD1	-5.61	117.64	121.00
1	fQ	211	LEU	CB-CG-CD2	5.61	120.53	111.00
1	g5	188	THR	CA-CB-CG2	-5.61	104.55	112.40
1	y	58	THR	O-C-N	-5.61	113.73	122.70
1	J	82	ARG	NE-CZ-NH1	5.61	123.10	120.30
1	N	189	LEU	CB-CG-CD2	-5.61	101.47	111.00
1	T	73	ILE	O-C-N	-5.61	113.73	122.70
1	gY	175	GLU	OE1-CD-OE2	-5.61	116.57	123.30
1	h2	198	CYS	CA-CB-SG	-5.61	103.91	114.00
1	hl	103	ASP	CB-CG-OD1	-5.61	113.25	118.30
1	lL	185	MET	CG-SD-CE	-5.61	91.23	100.20
1	hL	207	PRO	N-CD-CG	5.61	111.61	103.20
1	io	59	VAL	CA-CB-CG2	-5.61	102.49	110.90
1	lS	64	ALA	O-C-N	-5.61	113.73	122.70
1	j1	92	GLU	OE1-CD-OE2	-5.61	116.57	123.30
1	jp	143	ARG	NE-CZ-NH2	5.61	123.10	120.30
1	jU	28	GLU	OE1-CD-OE2	-5.61	116.57	123.30
1	ks	188	THR	N-CA-CB	5.61	120.95	110.30

Continued on next page...

Continued from previous page...

Mol	Chain	Res	Type	Atoms	Z	Observed(°)	Ideal(°)
1	kL	143	ARG	CD-NE-CZ	5.61	131.45	123.60
1	ld	51	ASP	CB-CG-OD2	5.61	123.34	118.30
1	2u	51	ASP	CB-CG-OD1	-5.61	113.25	118.30
1	3q	81	ASP	CB-CG-OD1	-5.61	113.25	118.30
1	3r	23	TRP	CA-CB-CG	5.61	124.35	113.70
1	3K	142	VAL	O-C-N	-5.61	113.73	122.70
1	4p	161	PHE	CG-CD2-CE2	5.61	126.97	120.80
1	5l	23	TRP	CG-CD1-NE1	-5.61	104.50	110.10
1	5q	61	GLY	C-N-CA	5.61	135.71	121.70
1	5q	216	THR	N-CA-CB	5.61	120.95	110.30
1	6o	120	HIS	CA-CB-CG	5.61	123.13	113.60
1	6M	72	THR	CA-C-O	5.61	131.87	120.10
1	6O	82	ARG	NE-CZ-NH1	5.61	123.10	120.30
1	6R	168	PHE	CG-CD1-CE1	5.61	126.97	120.80
1	7u	18	ARG	CG-CD-NE	-5.61	100.03	111.80
1	7x	45	GLU	OE1-CD-OE2	-5.61	116.57	123.30
1	7O	43	LEU	O-C-N	-5.61	113.73	122.70
1	83	193	ASN	O-C-N	-5.61	113.73	122.70
1	8f	125	PRO	N-CA-CB	-5.61	96.43	102.60
1	94	83	LEU	CB-CG-CD1	5.61	120.53	111.00
1	95	32	PHE	CB-CG-CD1	-5.61	116.88	120.80
1	9v	23	TRP	CG-CD2-CE3	-5.61	128.85	133.90
1	9R	164	TYR	CD1-CE1-CZ	5.61	124.84	119.80
1	bi	97	ARG	NE-CZ-NH2	-5.61	117.50	120.30
1	bm	18	ARG	NE-CZ-NH1	5.61	123.10	120.30
1	c6	82	ARG	NE-CZ-NH2	-5.61	117.50	120.30
1	cK	126	VAL	C-N-CA	5.61	134.07	122.30
1	dc	20	LEU	CB-CG-CD1	5.61	120.53	111.00
1	dH	26	VAL	CA-CB-CG2	-5.61	102.49	110.90
1	lm	221	VAL	CA-CB-CG2	-5.61	102.49	110.90
1	dI	169	TYR	CG-CD2-CE2	5.61	125.78	121.30
1	e4	158	LYS	CA-CB-CG	5.61	125.73	113.40
1	en	171	THR	CA-CB-CG2	5.61	120.25	112.40
1	fa	229	ARG	NH1-CZ-NH2	-5.61	113.23	119.40
1	fQ	162	ARG	NH1-CZ-NH2	5.61	125.57	119.40
1	1A	136	LEU	CB-CG-CD2	5.61	120.53	111.00
1	e	10	MET	N-CA-CB	5.61	120.69	110.60
1	gU	167	ARG	CD-NE-CZ	5.60	131.44	123.60
1	h2	169	TYR	CG-CD2-CE2	-5.60	116.82	121.30
1	hl	162	ARG	NE-CZ-NH1	5.60	123.10	120.30
1	hJ	51	ASP	CB-CG-OD1	-5.60	113.26	118.30
1	jF	188	THR	N-CA-CB	5.60	120.95	110.30

Continued on next page...

Continued from previous page...

Mol	Chain	Res	Type	Atoms	Z	Observed(°)	Ideal(°)
1	ki	32	PHE	CB-CG-CD2	-5.60	116.88	120.80
1	kz	229	ARG	N-CA-C	5.60	126.13	111.00
1	l4	50	GLN	CA-CB-CG	5.60	125.73	113.40
1	2j	193	ASN	CB-CG-OD1	-5.60	110.39	121.60
1	3e	67	GLN	CB-CA-C	-5.60	99.19	110.40
1	50	146	SER	CA-C-N	5.60	132.79	117.10
1	7u	169	TYR	CG-CD1-CE1	-5.60	116.82	121.30
1	7I	167	ARG	CG-CD-NE	-5.60	100.03	111.80
1	88	130	TYR	CB-CG-CD1	5.60	124.36	121.00
1	9u	97	ARG	CD-NE-CZ	5.60	131.45	123.60
1	9L	11	VAL	CA-CB-CG2	5.60	119.31	110.90
1	9M	215	MET	CG-SD-CE	-5.60	91.23	100.20
1	ao	145	TYR	CB-CG-CD1	-5.60	117.64	121.00
1	aD	71	GLU	OE1-CD-OE2	-5.60	116.58	123.30
1	bg	80	TRP	CD2-CE3-CZ3	-5.60	111.52	118.80
1	bx	104	ILE	O-C-N	-5.60	113.73	122.70
1	bD	117	TRP	CD1-NE1-CE2	-5.60	103.96	109.00
1	bN	133	TRP	CB-CG-CD2	-5.60	119.31	126.60
1	ld	71	GLU	CB-CA-C	5.60	121.61	110.40
1	d1	82	ARG	NH1-CZ-NH2	-5.60	113.23	119.40
1	dk	133	TRP	CD1-NE1-CE2	5.60	114.04	109.00
1	eI	164	TYR	CB-CG-CD2	5.60	124.36	121.00
1	g3	119	THR	CA-CB-CG2	-5.60	104.55	112.40
1	gm	85	PRO	N-CD-CG	5.60	111.60	103.20
1	gz	188	THR	CA-CB-CG2	-5.60	104.56	112.40
1	gA	118	MET	CG-SD-CE	-5.60	91.24	100.20
1	1E	169	TYR	CD1-CE1-CZ	5.60	124.84	119.80
1	gV	100	ARG	NE-CZ-NH2	-5.60	117.50	120.30
1	gX	20	LEU	N-CA-CB	-5.60	99.20	110.40
1	hc	143	ARG	NE-CZ-NH2	-5.60	117.50	120.30
1	hR	162	ARG	NE-CZ-NH1	5.60	123.10	120.30
1	i3	32	PHE	O-C-N	-5.60	113.74	122.70
1	iD	119	THR	CA-CB-OG1	5.60	120.77	109.00
1	jf	133	TRP	CB-CG-CD2	-5.60	119.32	126.60
1	jg	18	ARG	CD-NE-CZ	5.60	131.44	123.60
1	kd	212	GLU	N-CA-C	5.60	126.13	111.00
1	ks	19	THR	OG1-CB-CG2	-5.60	97.11	110.00
1	kw	79	GLU	OE1-CD-OE2	-5.60	116.58	123.30
1	kG	52	LEU	CB-CG-CD1	-5.60	101.47	111.00
1	kP	187	GLU	OE1-CD-OE2	-5.60	116.58	123.30
1	kQ	210	THR	CA-CB-CG2	5.60	120.24	112.40
1	kR	173	ARG	NH1-CZ-NH2	-5.60	113.24	119.40

Continued on next page...

Continued from previous page...

Mol	Chain	Res	Type	Atoms	Z	Observed(°)	Ideal(°)
1	l8	119	THR	CA-CB-CG2	-5.60	104.56	112.40
1	lw	228	ALA	N-CA-CB	-5.60	102.26	110.10
1	lL	158	LYS	CB-CA-C	-5.60	99.20	110.40
1	2R	7	GLN	O-C-N	-5.60	113.68	123.20
1	3e	51	ASP	CB-CG-OD1	5.60	123.34	118.30
1	3k	76	GLU	OE1-CD-OE2	-5.60	116.58	123.30
1	3F	45	GLU	OE1-CD-OE2	-5.60	116.58	123.30
1	4d	164	TYR	CG-CD2-CE2	5.60	125.78	121.30
1	5h	167	ARG	NH1-CZ-NH2	5.60	125.56	119.40
1	5C	80	TRP	CG-CD1-NE1	-5.60	104.50	110.10
1	5I	126	VAL	CG1-CB-CG2	-5.60	101.93	110.90
1	5X	149	SER	N-CA-CB	5.60	118.90	110.50
1	6c	8	GLY	C-N-CA	5.60	135.70	121.70
1	6h	12	HIS	N-CA-CB	5.60	120.68	110.60
1	70	159	GLU	OE1-CD-OE2	-5.60	116.58	123.30
1	79	130	TYR	CA-CB-CG	5.60	124.05	113.40
1	7k	164	TYR	CB-CG-CD1	-5.60	117.64	121.00
1	7p	12	HIS	N-CA-CB	5.60	120.69	110.60
1	7Y	164	TYR	CG-CD1-CE1	-5.60	116.82	121.30
1	83	162	ARG	NE-CZ-NH2	5.60	123.10	120.30
1	8K	107	THR	CA-CB-CG2	-5.60	104.56	112.40
1	9h	229	ARG	CB-CA-C	-5.60	99.19	110.40
1	aQ	185	MET	CB-CA-C	5.60	121.60	110.40
1	b9	167	ARG	NH1-CZ-NH2	-5.60	113.24	119.40
1	bs	91	ILE	CA-CB-CG1	5.60	121.64	111.00
1	bz	161	PHE	CB-CG-CD1	-5.60	116.88	120.80
1	bE	132	ARG	CG-CD-NE	-5.60	100.04	111.80
1	ct	21	ASN	CA-CB-CG	5.60	125.73	113.40
1	eO	196	PRO	O-C-N	5.60	131.66	122.70
1	f7	162	ARG	NE-CZ-NH2	-5.60	117.50	120.30
1	lv	150	ILE	CA-CB-CG1	5.60	121.64	111.00
1	fb	143	ARG	NE-CZ-NH2	-5.60	117.50	120.30
1	fg	132	ARG	NE-CZ-NH2	-5.60	117.50	120.30
1	fk	22	ALA	N-CA-CB	-5.60	102.26	110.10
1	fy	133	TRP	CD1-NE1-CE2	5.60	114.04	109.00
1	g5	132	ARG	NE-CZ-NH2	5.60	123.10	120.30
1	y	130	TYR	CG-CD2-CE2	-5.60	116.82	121.30
1	N	218	CYS	CA-CB-SG	5.60	124.09	114.00
1	gl	10	MET	CG-SD-CE	-5.60	91.24	100.20
1	gy	126	VAL	CG1-CB-CG2	5.60	119.86	110.90
1	hQ	47	ALA	N-CA-CB	5.60	117.94	110.10
1	lO	97	ARG	NE-CZ-NH1	5.60	123.10	120.30

Continued on next page...

Continued from previous page...

Mol	Chain	Res	Type	Atoms	Z	Observed(°)	Ideal(°)
1	kl	110	THR	N-CA-CB	5.60	120.94	110.30
1	l8	96	MET	N-CA-CB	5.60	120.68	110.60
1	2t	109	SER	N-CA-CB	5.60	118.90	110.50
1	2x	230	VAL	CG1-CB-CG2	-5.60	101.94	110.90
1	4I	104	ILE	O-C-N	-5.60	113.74	122.70
1	64	168	PHE	CB-CA-C	5.60	121.60	110.40
1	6x	160	PRO	N-CA-CB	5.60	110.02	103.30
1	6M	32	PHE	CB-CG-CD2	-5.60	116.88	120.80
1	7J	105	ALA	O-C-N	-5.60	113.68	123.20
1	7Z	164	TYR	CB-CG-CD1	-5.60	117.64	121.00
1	9c	171	THR	O-C-N	-5.60	113.74	122.70
1	cd	97	ARG	O-C-N	-5.60	113.74	122.70
1	cf	186	THR	CA-CB-CG2	-5.60	104.56	112.40
1	ct	77	ALA	N-CA-CB	-5.60	102.26	110.10
1	cx	103	ASP	CB-CG-OD1	5.60	123.34	118.30
1	cD	15	ILE	O-C-N	-5.60	113.74	122.70
1	d1	162	ARG	NE-CZ-NH1	5.60	123.10	120.30
1	dP	161	PHE	CB-CG-CD2	5.60	124.72	120.80
1	eC	145	TYR	CA-CB-CG	-5.60	102.76	113.40
1	eQ	167	ARG	NE-CZ-NH2	-5.60	117.50	120.30
1	f1	134	ILE	O-C-N	-5.60	113.74	122.70
1	N	134	ILE	O-C-N	-5.60	113.74	122.70
1	gT	154	ARG	CD-NE-CZ	5.60	131.44	123.60
1	gX	161	PHE	CB-CG-CD2	-5.60	116.88	120.80
1	hQ	15	ILE	CA-CB-CG1	5.60	121.64	111.00
1	ic	82	ARG	NE-CZ-NH1	5.60	123.10	120.30
1	ip	23	TRP	CD1-NE1-CE2	5.60	114.04	109.00
1	iJ	181	VAL	CB-CA-C	-5.60	100.76	111.40
1	iM	210	THR	CA-CB-CG2	-5.60	104.56	112.40
1	j6	204	ALA	O-C-N	-5.60	113.74	122.70
1	jH	167	ARG	O-C-N	-5.60	113.74	122.70
1	jJ	167	ARG	NE-CZ-NH1	5.60	123.10	120.30
1	1Y	152	ASP	CB-CG-OD1	5.60	123.34	118.30
1	jS	72	THR	CA-CB-CG2	-5.60	104.56	112.40
1	jT	70	LYS	N-CA-C	5.60	126.12	111.00
1	kf	11	VAL	O-C-N	-5.60	113.74	122.70
1	l4	200	THR	O-C-N	-5.60	113.74	122.70
1	2A	184	TRP	O-C-N	-5.60	113.74	122.70
1	2F	211	LEU	CB-CG-CD2	-5.60	101.48	111.00
1	2O	20	LEU	N-CA-CB	5.60	121.60	110.40
1	2Z	189	LEU	CB-CG-CD1	5.60	120.52	111.00
1	3c	143	ARG	NH1-CZ-NH2	-5.60	113.24	119.40

Continued on next page...

Continued from previous page...

Mol	Chain	Res	Type	Atoms	Z	Observed(°)	Ideal(°)
1	3e	32	PHE	CB-CG-CD1	5.60	124.72	120.80
1	3Z	195	ASN	N-CA-CB	-5.60	100.52	110.60
1	49	71	GLU	O-C-N	-5.60	113.74	122.70
1	4l	169	TYR	CB-CG-CD2	5.60	124.36	121.00
1	4M	80	TRP	CD1-CG-CD2	5.60	110.78	106.30
1	4W	11	VAL	CG1-CB-CG2	5.60	119.86	110.90
1	5t	31	ALA	O-C-N	-5.60	113.74	122.70
1	6r	42	ALA	CB-CA-C	-5.60	101.70	110.10
1	6y	82	ARG	NE-CZ-NH1	5.60	123.10	120.30
1	7o	48	THR	CA-CB-CG2	-5.60	104.56	112.40
1	7D	228	ALA	CA-C-O	5.60	131.86	120.10
1	8b	164	TYR	CB-CG-CD1	-5.60	117.64	121.00
1	8f	176	GLN	O-C-N	-5.60	113.74	122.70
1	8m	164	TYR	N-CA-CB	-5.60	100.52	110.60
1	8B	173	ARG	NE-CZ-NH2	5.60	123.10	120.30
1	9i	183	ASN	N-CA-CB	5.60	120.68	110.60
1	a6	22	ALA	CB-CA-C	-5.60	101.70	110.10
1	ag	208	ALA	CB-CA-C	-5.60	101.70	110.10
1	aS	205	LEU	CB-CA-C	-5.60	99.56	110.20
1	bc	75	GLU	OE1-CD-OE2	-5.60	116.58	123.30
1	bZ	18	ARG	NE-CZ-NH2	5.60	123.10	120.30
1	cr	40	PHE	CB-CG-CD1	-5.60	116.88	120.80
1	d3	117	TRP	CG-CD2-CE3	5.60	138.94	133.90
1	d5	142	VAL	CA-CB-CG2	-5.60	102.50	110.90
1	1l	168	PHE	CB-CG-CD1	-5.60	116.88	120.80
1	dM	40	PHE	CB-CG-CD1	-5.60	116.88	120.80
1	e1	82	ARG	NH1-CZ-NH2	-5.60	113.24	119.40
1	ei	146	SER	N-CA-C	5.60	126.12	111.00
1	eF	107	THR	CA-CB-CG2	-5.60	104.56	112.40
1	eU	175	GLU	O-C-N	-5.60	113.74	122.70
1	o	10	MET	CG-SD-CE	-5.60	91.24	100.20
1	y	199	LYS	CD-CE-NZ	-5.60	98.82	111.70
1	hu	117	TRP	CE2-CD2-CE3	5.60	125.42	118.70
1	hz	23	TRP	CB-CG-CD2	5.60	133.88	126.60
1	iA	133	TRP	CD1-NE1-CE2	-5.60	103.96	109.00
1	iQ	103	ASP	CB-CG-OD2	-5.60	113.26	118.30
1	j0	71	GLU	OE1-CD-OE2	-5.60	116.58	123.30
1	1jg	153	ILE	O-C-N	-5.60	113.74	122.70
1	1jp	215	MET	CG-SD-CE	-5.60	91.24	100.20
1	1jD	217	ALA	N-CA-CB	5.60	117.94	110.10
1	1jN	80	TRP	CE2-CD2-CG	-5.60	102.82	107.30
1	k2	157	PRO	N-CA-CB	5.60	110.02	103.30

Continued on next page...

Continued from previous page...

Mol	Chain	Res	Type	Atoms	Z	Observed(°)	Ideal(°)
1	kh	118	MET	CG-SD-CE	5.60	109.16	100.20
1	lk	229	ARG	CD-NE-CZ	5.60	131.44	123.60
1	ls	150	ILE	CA-CB-CG1	5.60	121.64	111.00
1	29	44	SER	N-CA-CB	5.60	118.90	110.50
1	lK	163	ASP	CB-CG-OD2	-5.60	113.26	118.30
1	2k	181	VAL	CG1-CB-CG2	-5.60	101.94	110.90
1	2J	167	ARG	NH1-CZ-NH2	-5.60	113.24	119.40
1	2Z	54	THR	O-C-N	-5.60	113.74	122.70
1	3R	195	ASN	CB-CA-C	5.60	121.59	110.40
1	4L	48	THR	N-CA-CB	5.60	120.94	110.30
1	4R	143	ARG	NE-CZ-NH2	-5.60	117.50	120.30
1	5G	164	TYR	CB-CG-CD1	-5.60	117.64	121.00
1	7h	154	ARG	CG-CD-NE	-5.60	100.05	111.80
1	7L	163	ASP	CB-CG-OD2	5.60	123.34	118.30
1	8i	167	ARG	NH1-CZ-NH2	-5.60	113.24	119.40
1	8w	132	ARG	NE-CZ-NH2	-5.60	117.50	120.30
1	8C	40	PHE	CG-CD2-CE2	-5.60	114.64	120.80
1	94	161	PHE	CD1-CE1-CZ	5.60	126.82	120.10
1	9m	6	LEU	CB-CA-C	-5.60	99.56	110.20
1	9r	169	TYR	CD1-CG-CD2	-5.60	111.74	117.90
1	9t	23	TRP	NE1-CE2-CZ2	5.60	136.56	130.40
1	a2	169	TYR	N-CA-CB	5.60	120.68	110.60
1	ad	148	THR	N-CA-CB	5.60	120.94	110.30
1	bY	98	GLU	OE1-CD-OE2	-5.60	116.58	123.30
1	cg	173	ARG	NH1-CZ-NH2	-5.60	113.24	119.40
1	d6	133	TRP	CB-CG-CD1	5.60	134.28	127.00
1	du	164	TYR	CZ-CE2-CD2	-5.60	114.76	119.80
1	dv	40	PHE	CB-CG-CD2	5.60	124.72	120.80
1	ev	166	ASP	O-C-N	-5.60	113.75	122.70
1	lr	1	PRO	CA-N-CD	-5.60	103.66	111.50
1	fc	100	ARG	NE-CZ-NH1	5.60	123.10	120.30
1	fp	154	ARG	NH1-CZ-NH2	-5.60	113.24	119.40
1	fG	111	LEU	CB-CG-CD1	5.60	120.52	111.00
1	fK	23	TRP	CB-CG-CD1	-5.60	119.72	127.00
1	i	162	ARG	CG-CD-NE	-5.60	100.05	111.80
1	t	167	ARG	CD-NE-CZ	5.60	131.44	123.60
1	D	162	ARG	NE-CZ-NH2	-5.60	117.50	120.30
1	9	143	ARG	NE-CZ-NH2	5.60	123.10	120.30
1	hv	143	ARG	NE-CZ-NH2	-5.60	117.50	120.30
1	hT	97	ARG	NE-CZ-NH1	5.60	123.10	120.30
1	j0	22	ALA	CB-CA-C	5.60	118.50	110.10
1	kn	108	THR	CA-CB-OG1	5.60	120.75	109.00

Continued on next page...

Continued from previous page...

Mol	Chain	Res	Type	Atoms	Z	Observed(°)	Ideal(°)
1	lo	59	VAL	CA-CB-CG2	-5.60	102.51	110.90
1	lM	164	TYR	CB-CG-CD1	-5.60	117.64	121.00
1	2U	126	VAL	CG1-CB-CG2	-5.60	101.95	110.90
1	3O	180	GLU	OE1-CD-OE2	-5.60	116.58	123.30
1	49	162	ARG	NE-CZ-NH1	5.60	123.10	120.30
1	4L	184	TRP	CD1-NE1-CE2	5.60	114.04	109.00
1	5m	71	GLU	OE1-CD-OE2	-5.60	116.58	123.30
1	6A	229	ARG	NH1-CZ-NH2	-5.60	113.24	119.40
1	6H	145	TYR	CB-CG-CD2	-5.60	117.64	121.00
1	97	168	PHE	CB-CA-C	5.60	121.59	110.40
1	98	145	TYR	CB-CG-CD1	-5.60	117.64	121.00
1	9a	154	ARG	NE-CZ-NH2	5.60	123.10	120.30
1	bF	27	VAL	CA-CB-CG1	5.60	119.29	110.90
1	1c	23	TRP	CE2-CD2-CG	-5.60	102.82	107.30
1	dt	103	ASP	CB-CG-OD1	-5.60	113.26	118.30
1	dw	36	VAL	O-C-N	-5.60	113.75	122.70
1	dY	40	PHE	CB-CG-CD2	5.60	124.72	120.80
1	e4	217	ALA	N-CA-CB	5.60	117.94	110.10
1	e8	230	VAL	CA-CB-CG1	5.60	119.29	110.90
1	lw	128	GLU	OE1-CD-OE2	-5.60	116.58	123.30
1	gn	168	PHE	CB-CG-CD1	-5.59	116.88	120.80
1	h0	77	ALA	CB-CA-C	5.59	118.49	110.10
1	i8	210	THR	OG1-CB-CG2	-5.59	97.13	110.00
1	ip	130	TYR	CD1-CE1-CZ	-5.59	114.77	119.80
1	iP	98	GLU	CG-CD-OE2	5.59	129.49	118.30
1	jI	168	PHE	CB-CG-CD2	-5.59	116.89	120.80
1	k6	68	MET	CG-SD-CE	-5.59	91.25	100.20
1	kk	40	PHE	CB-CG-CD2	5.59	124.72	120.80
1	kt	55	MET	CG-SD-CE	5.59	109.15	100.20
1	kB	24	VAL	CA-CB-CG1	-5.59	102.51	110.90
1	kB	145	TYR	CD1-CE1-CZ	-5.59	114.77	119.80
1	lc	53	ASN	O-C-N	-5.59	113.75	122.70
1	lM	117	TRP	O-C-N	-5.59	113.75	122.70
1	2o	173	ARG	NE-CZ-NH2	5.59	123.10	120.30
1	2E	78	ALA	CB-CA-C	-5.59	101.71	110.10
1	2R	40	PHE	CB-CG-CD1	-5.59	116.88	120.80
1	3l	93	PRO	N-CA-CB	5.59	110.01	103.30
1	3u	174	ALA	CB-CA-C	5.59	118.49	110.10
1	3z	80	TRP	CD2-CE2-CZ2	-5.59	115.59	122.30
1	3F	154	ARG	NE-CZ-NH2	-5.59	117.50	120.30
1	3N	217	ALA	N-CA-CB	-5.59	102.27	110.10
1	4l	199	LYS	N-CA-CB	-5.59	100.53	110.60

Continued on next page...

Continued from previous page...

Mol	Chain	Res	Type	Atoms	Z	Observed(°)	Ideal(°)
1	5I	132	ARG	NH1-CZ-NH2	-5.59	113.25	119.40
1	6b	164	TYR	CB-CG-CD1	-5.59	117.64	121.00
1	6q	144	MET	CG-SD-CE	-5.59	91.25	100.20
1	6B	23	TRP	CG-CD1-NE1	-5.59	104.50	110.10
1	77	176	GLN	CB-CA-C	-5.59	99.21	110.40
1	7o	168	PHE	CB-CG-CD1	5.59	124.72	120.80
1	7F	146	SER	CB-CA-C	5.59	120.73	110.10
1	96	166	ASP	CA-CB-CG	5.59	125.71	113.40
1	9r	45	GLU	OE1-CD-OE2	-5.59	116.59	123.30
1	9N	51	ASP	CB-CG-OD1	5.59	123.33	118.30
1	9P	130	TYR	CG-CD2-CE2	-5.59	116.82	121.30
1	Y	117	TRP	O-C-N	-5.59	113.75	122.70
1	cy	23	TRP	CG-CD2-CE3	-5.59	128.87	133.90
1	db	192	GLN	CB-CA-C	-5.59	99.21	110.40
1	dh	143	ARG	NE-CZ-NH2	-5.59	117.50	120.30
1	dD	207	PRO	O-C-N	-5.59	113.75	122.70
1	dP	103	ASP	CB-CG-OD2	-5.59	113.27	118.30
1	dZ	185	MET	O-C-N	-5.59	113.75	122.70
1	ex	26	VAL	CG1-CB-CG2	-5.59	101.95	110.90
1	eQ	47	ALA	N-CA-CB	5.59	117.93	110.10
1	eV	14	ALA	O-C-N	-5.59	113.75	122.70
1	lu	18	ARG	CG-CD-NE	-5.59	100.05	111.80
1	f4	230	VAL	CA-CB-CG1	5.59	119.29	110.90
1	fd	200	THR	CA-CB-CG2	-5.59	104.57	112.40
1	fA	44	SER	O-C-N	-5.59	113.75	122.70
1	f	174	ALA	N-CA-CB	-5.59	102.27	110.10
1	g	97	ARG	NH1-CZ-NH2	-5.59	113.25	119.40
1	v	51	ASP	CB-CG-OD1	5.59	123.33	118.30
1	w	132	ARG	O-C-N	-5.59	113.75	122.70
1	J	133	TRP	CB-CG-CD1	5.59	134.27	127.00
1	iW	96	MET	CG-SD-CE	-5.59	91.25	100.20
1	1U	117	TRP	O-C-N	-5.59	113.75	122.70
1	jJ	35	GLU	O-C-N	-5.59	113.75	122.70
1	jT	39	MET	CG-SD-CE	-5.59	91.25	100.20
1	k6	171	THR	CA-CB-CG2	-5.59	104.57	112.40
1	3f	214	MET	CG-SD-CE	-5.59	91.25	100.20
1	4t	186	THR	CA-CB-CG2	5.59	120.23	112.40
1	5o	153	ILE	CB-CA-C	5.59	122.79	111.60
1	5K	6	LEU	CB-CG-CD1	5.59	120.51	111.00
1	5M	171	THR	CA-CB-CG2	-5.59	104.57	112.40
1	6W	91	ILE	CA-CB-CG1	5.59	121.63	111.00
1	78	15	ILE	N-CA-C	5.59	126.10	111.00

Continued on next page...

Continued from previous page...

Mol	Chain	Res	Type	Atoms	Z	Observed(°)	Ideal(°)
1	79	40	PHE	CB-CG-CD2	5.59	124.72	120.80
1	7i	161	PHE	CB-CG-CD2	-5.59	116.89	120.80
1	7o	35	GLU	O-C-N	-5.59	113.75	122.70
1	7z	82	ARG	NE-CZ-NH2	-5.59	117.50	120.30
1	8a	154	ARG	NH1-CZ-NH2	-5.59	113.25	119.40
1	8l	99	PRO	N-CD-CG	5.59	111.59	103.20
1	a4	173	ARG	NE-CZ-NH2	-5.59	117.50	120.30
1	aw	229	ARG	NH1-CZ-NH2	5.59	125.55	119.40
1	15	40	PHE	CB-CG-CD2	-5.59	116.89	120.80
1	dZ	118	MET	CG-SD-CE	-5.59	91.25	100.20
1	e2	7	GLN	C-N-CA	5.59	134.05	122.30
1	fd	154	ARG	NE-CZ-NH1	5.59	123.10	120.30
1	I	204	ALA	CB-CA-C	-5.59	101.71	110.10
1	g9	229	ARG	NE-CZ-NH2	-5.59	117.50	120.30
1	gj	214	MET	CG-SD-CE	-5.59	91.25	100.20
1	hS	230	VAL	CG1-CB-CG2	-5.59	101.95	110.90
1	1P	117	TRP	CB-CG-CD2	-5.59	119.33	126.60
1	iN	102	SER	O-C-N	-5.59	113.75	122.70
1	iN	105	ALA	CB-CA-C	5.59	118.49	110.10
1	jk	119	THR	CA-CB-CG2	-5.59	104.57	112.40
1	jp	135	ILE	CB-CA-C	5.59	122.78	111.60
1	l2	191	VAL	CG1-CB-CG2	-5.59	101.95	110.90
1	lb	167	ARG	CD-NE-CZ	5.59	131.43	123.60
1	lb	229	ARG	NE-CZ-NH1	5.59	123.10	120.30
1	ll	169	TYR	CB-CG-CD2	5.59	124.36	121.00
1	2Y	167	ARG	NH1-CZ-NH2	-5.59	113.25	119.40
1	33	108	THR	N-CA-CB	5.59	120.92	110.30
1	3C	100	ARG	O-C-N	-5.59	113.69	123.20
1	4i	24	VAL	CA-CB-CG2	-5.59	102.51	110.90
1	4A	57	ASN	N-CA-CB	-5.59	100.54	110.60
1	4O	132	ARG	CB-CA-C	5.59	121.58	110.40
1	4S	230	VAL	O-C-N	-5.59	113.75	122.70
1	5J	21	ASN	CA-CB-CG	5.59	125.70	113.40
1	6u	170	LYS	CA-CB-CG	5.59	125.70	113.40
1	7r	132	ARG	CB-CG-CD	5.59	126.14	111.60
1	7y	161	PHE	CB-CG-CD2	-5.59	116.89	120.80
1	7J	64	ALA	N-CA-CB	5.59	117.93	110.10
1	8f	71	GLU	OE1-CD-OE2	-5.59	116.59	123.30
1	8w	18	ARG	NH1-CZ-NH2	-5.59	113.25	119.40
1	8A	184	TRP	CA-CB-CG	5.59	124.32	113.70
1	9n	162	ARG	NH1-CZ-NH2	5.59	125.55	119.40
1	Z	24	VAL	CG1-CB-CG2	-5.59	101.95	110.90

Continued on next page...

Continued from previous page...

Mol	Chain	Res	Type	Atoms	Z	Observed(°)	Ideal(°)
1	ap	184	TRP	CB-CA-C	5.59	121.58	110.40
1	aG	162	ARG	NH1-CZ-NH2	-5.59	113.25	119.40
1	aL	78	ALA	CB-CA-C	5.59	118.49	110.10
1	aR	169	TYR	CB-CG-CD2	5.59	124.36	121.00
1	bh	23	TRP	CA-CB-CG	5.59	124.32	113.70
1	by	18	ARG	NE-CZ-NH2	5.59	123.10	120.30
1	bC	26	VAL	O-C-N	-5.59	113.75	122.70
1	c4	217	ALA	CB-CA-C	5.59	118.49	110.10
1	cG	90	PRO	N-CA-CB	-5.59	96.45	102.60
1	lh	221	VAL	CG1-CB-CG2	5.59	119.85	110.90
1	dG	135	ILE	O-C-N	-5.59	113.75	122.70
1	e8	226	HIS	CA-CB-CG	5.59	123.10	113.60
1	ep	224	PRO	N-CA-CB	5.59	110.01	103.30
1	ex	96	MET	N-CA-C	5.59	126.09	111.00
1	eV	9	GLN	N-CA-CB	5.59	120.66	110.60
1	fW	169	TYR	CD1-CE1-CZ	-5.59	114.77	119.80
1	5	95	GLN	O-C-N	-5.59	113.75	122.70
1	gE	202	LEU	CB-CA-C	5.59	120.82	110.20
1	gJ	133	TRP	CB-CG-CD1	5.59	134.27	127.00
1	hh	103	ASP	CB-CG-OD2	5.59	123.33	118.30
1	hr	14	ALA	N-CA-CB	5.59	117.92	110.10
1	hE	27	VAL	CG1-CB-CG2	-5.59	101.95	110.90
1	iF	115	ILE	CA-CB-CG2	5.59	122.08	110.90
1	iO	169	TYR	CB-CG-CD1	-5.59	117.65	121.00
1	iR	96	MET	CG-SD-CE	-5.59	91.26	100.20
1	iY	100	ARG	CD-NE-CZ	5.59	131.43	123.60
1	jj	40	PHE	O-C-N	-5.59	113.75	122.70
1	jO	38	PRO	N-CA-CB	5.59	110.01	103.30
1	kF	62	HIS	N-CA-C	5.59	126.09	111.00
1	lw	88	ALA	CB-CA-C	5.59	118.48	110.10
1	2b	105	ALA	N-CA-CB	-5.59	102.28	110.10
1	2v	175	GLU	OE1-CD-OE2	-5.59	116.59	123.30
1	2E	184	TRP	CD2-CE2-CZ2	-5.59	115.59	122.30
1	3s	89	GLY	N-CA-C	5.59	127.07	113.10
1	4a	173	ARG	NE-CZ-NH1	5.59	123.09	120.30
1	4u	80	TRP	O-C-N	-5.59	113.76	122.70
1	4Q	66	MET	CG-SD-CE	5.59	109.14	100.20
1	4R	164	TYR	CD1-CE1-CZ	5.59	124.83	119.80
1	5j	21	ASN	N-CA-CB	-5.59	100.54	110.60
1	5x	130	TYR	CB-CG-CD2	-5.59	117.65	121.00
1	5X	162	ARG	NH1-CZ-NH2	-5.59	113.25	119.40
1	6I	92	GLU	OE1-CD-OE2	-5.59	116.59	123.30

Continued on next page...

Continued from previous page...

Mol	Chain	Res	Type	Atoms	Z	Observed(°)	Ideal(°)
1	7b	164	TYR	CB-CG-CD1	-5.59	117.65	121.00
1	7d	116	GLY	C-N-CA	5.59	135.67	121.70
1	7m	40	PHE	CG-CD1-CE1	5.59	126.95	120.80
1	7H	39	MET	CG-SD-CE	-5.59	91.26	100.20
1	8I	185	MET	CG-SD-CE	-5.59	91.26	100.20
1	8P	40	PHE	CB-CG-CD1	5.59	124.71	120.80
1	96	169	TYR	CD1-CE1-CZ	-5.59	114.77	119.80
1	9N	181	VAL	CA-CB-CG2	-5.59	102.52	110.90
1	aj	82	ARG	NH1-CZ-NH2	-5.59	113.25	119.40
1	an	23	TRP	CG-CD2-CE3	-5.59	128.87	133.90
1	b3	174	ALA	O-C-N	-5.59	113.76	122.70
1	bF	133	TRP	CE3-CZ3-CH2	-5.59	115.05	121.20
1	bN	163	ASP	CB-CG-OD2	5.59	123.33	118.30
1	bQ	80	TRP	CH2-CZ2-CE2	-5.59	111.81	117.40
1	ci	154	ARG	CD-NE-CZ	-5.59	115.78	123.60
1	cr	76	GLU	N-CA-CB	5.59	120.66	110.60
1	cr	167	ARG	NH1-CZ-NH2	-5.59	113.25	119.40
1	dn	108	THR	CA-CB-CG2	-5.59	104.57	112.40
1	dp	24	VAL	CA-CB-CG1	5.59	119.28	110.90
1	dt	142	VAL	CA-CB-CG1	5.59	119.28	110.90
1	dB	51	ASP	CB-CG-OD1	5.59	123.33	118.30
1	ep	36	VAL	CG1-CB-CG2	5.59	119.84	110.90
1	A	154	ARG	CB-CA-C	5.59	121.58	110.40
1	P	57	ASN	N-CA-CB	-5.59	100.54	110.60
1	i2	66	MET	CG-SD-CE	-5.59	91.26	100.20
1	1O	184	TRP	CD2-CE2-CZ2	-5.59	115.59	122.30
1	iU	184	TRP	CB-CG-CD1	-5.59	119.73	127.00
1	jk	141	ILE	O-C-N	-5.59	113.76	122.70
1	kl	228	ALA	CB-CA-C	-5.59	101.72	110.10
1	2o	97	ARG	NH1-CZ-NH2	-5.59	113.25	119.40
1	3b	167	ARG	NH1-CZ-NH2	-5.59	113.25	119.40
1	6G	169	TYR	CG-CD1-CE1	-5.59	116.83	121.30
1	a2	161	PHE	CB-CA-C	5.59	121.58	110.40
1	11	229	ARG	NE-CZ-NH1	5.59	123.09	120.30
1	az	180	GLU	O-C-N	-5.59	113.76	122.70
1	bz	82	ARG	NH1-CZ-NH2	5.59	125.55	119.40
1	cO	88	ALA	N-CA-CB	-5.59	102.28	110.10
1	dB	65	ALA	N-CA-CB	-5.59	102.28	110.10
1	dI	168	PHE	CB-CG-CD1	5.59	124.71	120.80
1	dV	185	MET	CG-SD-CE	-5.59	91.26	100.20
1	dZ	76	GLU	OE1-CD-OE2	-5.59	116.59	123.30
1	ez	31	ALA	CB-CA-C	5.59	118.48	110.10

Continued on next page...

Continued from previous page...

Mol	Chain	Res	Type	Atoms	Z	Observed(°)	Ideal(°)
1	eS	167	ARG	NE-CZ-NH1	5.59	123.09	120.30
1	fq	163	ASP	CB-CG-OD1	5.59	123.33	118.30
1	fU	23	TRP	CE3-CZ3-CH2	5.59	127.35	121.20
1	o	186	THR	CA-CB-CG2	-5.59	104.58	112.40
1	gq	229	ARG	O-C-N	-5.59	113.76	122.70
1	gV	97	ARG	CD-NE-CZ	5.59	131.42	123.60
1	hf	100	ARG	CD-NE-CZ	5.59	131.42	123.60
1	iL	3	VAL	CG1-CB-CG2	5.59	119.84	110.90
1	iZ	164	TYR	CB-CG-CD1	-5.59	117.65	121.00
1	j5	169	TYR	CB-CG-CD2	-5.59	117.65	121.00
1	ju	113	GLU	CB-CA-C	-5.59	99.23	110.40
1	jv	163	ASP	CB-CG-OD2	5.59	123.33	118.30
1	k1	167	ARG	CD-NE-CZ	5.59	131.42	123.60
1	24	144	MET	CG-SD-CE	5.59	109.14	100.20
1	kX	124	ILE	CB-CA-C	-5.59	100.42	111.60
1	l6	80	TRP	CD1-CG-CD2	-5.59	101.83	106.30
1	2o	47	ALA	N-CA-CB	-5.59	102.28	110.10
1	4t	173	ARG	NH1-CZ-NH2	-5.59	113.25	119.40
1	4G	132	ARG	NE-CZ-NH2	5.59	123.09	120.30
1	4K	220	GLY	O-C-N	-5.59	113.76	122.70
1	51	143	ARG	NE-CZ-NH1	5.59	123.09	120.30
1	5q	117	TRP	N-CA-CB	-5.59	100.54	110.60
1	5D	40	PHE	CB-CG-CD1	-5.59	116.89	120.80
1	5L	18	ARG	NH1-CZ-NH2	-5.59	113.25	119.40
1	6Z	145	TYR	CA-CB-CG	5.59	124.02	113.40
1	7b	48	THR	CA-CB-CG2	-5.59	104.58	112.40
1	7c	48	THR	N-CA-CB	5.59	120.92	110.30
1	7c	75	GLU	O-C-N	-5.59	113.76	122.70
1	8N	159	GLU	OE1-CD-OE2	-5.59	116.60	123.30
1	9j	166	ASP	CB-CG-OD1	-5.59	113.27	118.30
1	9Y	36	VAL	CA-CB-CG2	-5.59	102.52	110.90
1	av	58	THR	CA-CB-CG2	-5.59	104.58	112.40
1	aJ	217	ALA	CB-CA-C	-5.59	101.72	110.10
1	bk	169	TYR	CB-CG-CD2	5.59	124.35	121.00
1	lg	90	PRO	N-CA-CB	-5.59	96.45	102.60
1	cW	221	VAL	O-C-N	-5.59	113.70	123.20
1	dh	100	ARG	NE-CZ-NH1	-5.59	117.51	120.30
1	dA	197	ASP	CB-CG-OD2	5.59	123.33	118.30
1	ln	143	ARG	NH1-CZ-NH2	-5.59	113.25	119.40
1	dT	128	GLU	OE1-CD-OE2	-5.59	116.60	123.30
1	en	26	VAL	CG1-CB-CG2	-5.59	101.96	110.90
1	eM	152	ASP	CB-CG-OD2	5.59	123.33	118.30

Continued on next page...

Continued from previous page...

Mol	Chain	Res	Type	Atoms	Z	Observed(°)	Ideal(°)
1	fC	122	PRO	N-CA-CB	5.59	110.00	103.30
1	lz	154	ARG	NE-CZ-NH2	-5.59	117.51	120.30
1	0	145	TYR	CD1-CG-CD2	5.59	124.05	117.90
1	C	23	TRP	CB-CG-CD1	-5.59	119.74	127.00
1	V	165	VAL	O-C-N	-5.59	113.76	122.70
1	gY	97	ARG	NE-CZ-NH2	-5.58	117.51	120.30
1	gZ	169	TYR	CB-CG-CD2	-5.58	117.65	121.00
1	hq	209	ALA	CB-CA-C	-5.58	101.72	110.10
1	il	86	VAL	CA-CB-CG1	-5.58	102.52	110.90
1	k5	68	MET	CA-CB-CG	5.58	122.79	113.30
1	kn	173	ARG	NE-CZ-NH2	5.58	123.09	120.30
1	kD	173	ARG	NE-CZ-NH2	5.58	123.09	120.30
1	kL	143	ARG	NE-CZ-NH2	5.58	123.09	120.30
1	lL	72	THR	OG1-CB-CG2	-5.58	97.16	110.00
1	2v	146	SER	N-CA-CB	5.58	118.88	110.50
1	46	29	GLU	O-C-N	-5.58	113.76	122.70
1	87	132	ARG	CD-NE-CZ	5.58	131.42	123.60
1	88	167	ARG	NE-CZ-NH2	5.58	123.09	120.30
1	8r	211	LEU	O-C-N	-5.58	113.77	122.70
1	8G	154	ARG	NH1-CZ-NH2	-5.58	113.26	119.40
1	9M	173	ARG	NE-CZ-NH2	5.58	123.09	120.30
1	Y	86	VAL	CA-CB-CG1	-5.58	102.52	110.90
1	15	97	ARG	CB-CA-C	5.58	121.57	110.40
1	cS	161	PHE	CB-CG-CD1	5.58	124.71	120.80
1	fv	51	ASP	CB-CG-OD2	5.58	123.33	118.30
1	ga	80	TRP	CE2-CD2-CG	-5.58	102.83	107.30
1	gc	142	VAL	CB-CA-C	-5.58	100.79	111.40
1	ge	164	TYR	CZ-CE2-CD2	-5.58	114.78	119.80
1	hv	110	THR	CA-CB-CG2	-5.58	104.58	112.40
1	il	164	TYR	CB-CG-CD2	-5.58	117.65	121.00
1	in	125	PRO	O-C-N	-5.58	113.77	122.70
1	iq	23	TRP	CA-CB-CG	5.58	124.31	113.70
1	it	115	ILE	CA-CB-CG2	5.58	122.06	110.90
1	iD	167	ARG	NH1-CZ-NH2	-5.58	113.26	119.40
1	lR	145	TYR	CB-CG-CD1	-5.58	117.65	121.00
1	jI	104	ILE	O-C-N	-5.58	113.77	122.70
1	kg	87	HIS	CA-CB-CG	5.58	123.09	113.60
1	kq	77	ALA	N-CA-CB	-5.58	102.28	110.10
1	ks	100	ARG	NE-CZ-NH2	-5.58	117.51	120.30
1	kD	169	TYR	CG-CD2-CE2	5.58	125.77	121.30
1	kN	92	GLU	OE1-CD-OE2	-5.58	116.60	123.30
1	kV	169	TYR	CZ-CE2-CD2	-5.58	114.77	119.80

Continued on next page...

Continued from previous page...

Mol	Chain	Res	Type	Atoms	Z	Observed(°)	Ideal(°)
1	lQ	72	THR	OG1-CB-CG2	-5.58	97.16	110.00
1	30	210	THR	N-CA-CB	5.58	120.91	110.30
1	3r	197	ASP	CB-CG-OD1	5.58	123.33	118.30
1	4r	161	PHE	CB-CG-CD2	-5.58	116.89	120.80
1	5u	214	MET	CA-CB-CG	5.58	122.79	113.30
1	67	97	ARG	NH1-CZ-NH2	5.58	125.54	119.40
1	6a	88	ALA	CB-CA-C	-5.58	101.73	110.10
1	6v	169	TYR	CZ-CE2-CD2	5.58	124.83	119.80
1	6v	173	ARG	NH1-CZ-NH2	-5.58	113.26	119.40
1	6W	173	ARG	NE-CZ-NH2	5.58	123.09	120.30
1	7V	133	TRP	CB-CG-CD2	-5.58	119.34	126.60
1	8l	169	TYR	CZ-CE2-CD2	5.58	124.82	119.80
1	9N	130	TYR	CA-CB-CG	5.58	124.01	113.40
1	Z	3	VAL	CA-CB-CG1	5.58	119.28	110.90
1	aA	210	THR	N-CA-CB	5.58	120.91	110.30
1	aY	30	LYS	CB-CG-CD	5.58	126.12	111.60
1	bD	40	PHE	CB-CG-CD2	5.58	124.71	120.80
1	ce	169	TYR	CB-CG-CD1	5.58	124.35	121.00
1	cr	117	TRP	CH2-CZ2-CE2	5.58	122.98	117.40
1	cv	164	TYR	CD1-CG-CD2	5.58	124.04	117.90
1	li	169	TYR	CB-CG-CD2	5.58	124.35	121.00
1	dq	59	VAL	CA-CB-CG2	-5.58	102.52	110.90
1	eo	66	MET	CG-SD-CE	-5.58	91.27	100.20
1	eC	97	ARG	CD-NE-CZ	-5.58	115.78	123.60
1	f7	132	ARG	CD-NE-CZ	5.58	131.42	123.60
1	fg	130	TYR	CG-CD1-CE1	-5.58	116.83	121.30
1	fB	75	GLU	CB-CA-C	-5.58	99.23	110.40
1	g	161	PHE	CB-CG-CD2	-5.58	116.89	120.80
1	D	173	ARG	NE-CZ-NH1	5.58	123.09	120.30
1	gI	48	THR	CA-CB-CG2	-5.58	104.59	112.40
1	gQ	55	MET	CG-SD-CE	5.58	109.13	100.20
1	gR	58	THR	CA-CB-OG1	5.58	120.72	109.00
1	hn	162	ARG	NE-CZ-NH1	5.58	123.09	120.30
1	hu	71	GLU	CA-CB-CG	5.58	125.68	113.40
1	i2	209	ALA	N-CA-CB	-5.58	102.29	110.10
1	jX	23	TRP	CD1-CG-CD2	5.58	110.77	106.30
1	jX	162	ARG	NE-CZ-NH1	5.58	123.09	120.30
1	k3	119	THR	CA-CB-CG2	-5.58	104.59	112.40
1	kb	162	ARG	NE-CZ-NH2	5.58	123.09	120.30
1	kh	191	VAL	O-C-N	-5.58	113.77	122.70
1	kL	51	ASP	OD1-CG-OD2	-5.58	112.69	123.30
1	kO	143	ARG	NE-CZ-NH2	-5.58	117.51	120.30

Continued on next page...

Continued from previous page...

Mol	Chain	Res	Type	Atoms	Z	Observed(°)	Ideal(°)
1	kQ	169	TYR	CG-CD1-CE1	-5.58	116.83	121.30
1	kX	149	SER	C-N-CA	5.58	135.65	121.70
1	lh	164	TYR	CG-CD2-CE2	-5.58	116.83	121.30
1	2w	117	TRP	CA-CB-CG	-5.58	103.10	113.70
1	2I	173	ARG	NE-CZ-NH1	5.58	123.09	120.30
1	2Q	103	ASP	O-C-N	-5.58	113.77	122.70
1	38	131	LYS	O-C-N	-5.58	113.77	122.70
1	3m	33	SER	N-CA-CB	5.58	118.87	110.50
1	43	152	ASP	CB-CG-OD1	5.58	123.32	118.30
1	54	70	LYS	CD-CE-NZ	5.58	124.54	111.70
1	57	18	ARG	NE-CZ-NH1	-5.58	117.51	120.30
1	7h	185	MET	CG-SD-CE	-5.58	91.27	100.20
1	7I	43	LEU	O-C-N	-5.58	113.77	122.70
1	7m	128	GLU	OE1-CD-OE2	-5.58	116.60	123.30
1	7n	23	TRP	O-C-N	-5.58	113.77	122.70
1	7v	173	ARG	NH1-CZ-NH2	-5.58	113.26	119.40
1	7x	128	GLU	CB-CA-C	-5.58	99.23	110.40
1	85	164	TYR	CZ-CE2-CD2	-5.58	114.78	119.80
1	8c	28	GLU	CA-C-O	5.58	131.82	120.10
1	8x	82	ARG	NE-CZ-NH2	-5.58	117.51	120.30
1	9h	18	ARG	NH1-CZ-NH2	-5.58	113.26	119.40
1	9q	144	MET	CG-SD-CE	-5.58	91.27	100.20
1	9I	167	ARG	NH1-CZ-NH2	5.58	125.54	119.40
1	Z	44	SER	N-CA-CB	5.58	118.87	110.50
1	10	19	THR	N-CA-CB	5.58	120.91	110.30
1	aq	169	TYR	CG-CD1-CE1	-5.58	116.83	121.30
1	aP	184	TRP	O-C-N	-5.58	113.77	122.70
1	aQ	208	ALA	N-CA-CB	5.58	117.91	110.10
1	ba	72	THR	O-C-N	-5.58	113.77	122.70
1	bq	167	ARG	NE-CZ-NH1	5.58	123.09	120.30
1	bD	23	TRP	CA-CB-CG	5.58	124.31	113.70
1	bE	192	GLN	CG-CD-OE1	5.58	132.76	121.60
1	c6	23	TRP	CB-CG-CD2	-5.58	119.34	126.60
1	cI	145	TYR	CB-CG-CD2	-5.58	117.65	121.00
1	cI	192	GLN	N-CA-C	5.58	126.07	111.00
1	cY	159	GLU	N-CA-CB	-5.58	100.55	110.60
1	dr	231	LEU	CB-CG-CD1	-5.58	101.51	111.00
1	ea	154	ARG	NE-CZ-NH2	-5.58	117.51	120.30
1	ei	173	ARG	CD-NE-CZ	5.58	131.41	123.60
1	et	14	ALA	N-CA-CB	-5.58	102.29	110.10
1	eB	230	VAL	CA-CB-CG1	-5.58	102.53	110.90
1	eK	133	TRP	CB-CG-CD1	5.58	134.25	127.00

Continued on next page...

Continued from previous page...

Mol	Chain	Res	Type	Atoms	Z	Observed(°)	Ideal(°)
1	fU	85	PRO	N-CA-CB	5.58	110.00	103.30
1	p	14	ALA	N-CA-CB	-5.58	102.29	110.10
1	u	164	TYR	CB-CG-CD2	-5.58	117.65	121.00
1	O	14	ALA	N-CA-CB	5.58	117.91	110.10
1	R	213	GLU	O-C-N	-5.58	113.77	122.70
1	gI	158	LYS	CB-CA-C	-5.58	99.24	110.40
1	gU	88	ALA	CA-C-N	5.58	127.36	116.20
1	hc	121	ASN	N-CA-CB	-5.58	100.56	110.60
1	hs	40	PHE	CB-CG-CD2	-5.58	116.89	120.80
1	hE	229	ARG	NE-CZ-NH2	-5.58	117.51	120.30
1	hM	87	HIS	CA-CB-CG	5.58	123.08	113.60
1	1P	171	THR	CA-CB-CG2	-5.58	104.59	112.40
1	iH	197	ASP	CB-CG-OD1	5.58	123.32	118.30
1	jw	135	ILE	O-C-N	-5.58	113.77	122.70
1	kM	164	TYR	CZ-CE2-CD2	-5.58	114.78	119.80
1	l3	49	PRO	N-CA-CB	5.58	110.00	103.30
1	lo	19	THR	O-C-N	-5.58	113.77	122.70
1	2l	218	CYS	N-CA-CB	5.58	120.64	110.60
1	2G	107	THR	CA-CB-CG2	-5.58	104.59	112.40
1	35	164	TYR	CB-CA-C	5.58	121.56	110.40
1	46	167	ARG	NH1-CZ-NH2	-5.58	113.26	119.40
1	6L	24	VAL	CA-CB-CG2	-5.58	102.53	110.90
1	6Y	201	ILE	O-C-N	-5.58	113.77	122.70
1	7g	128	GLU	OE1-CD-OE2	-5.58	116.60	123.30
1	8Y	190	LEU	CB-CG-CD2	5.58	120.49	111.00
1	aF	126	VAL	CA-CB-CG2	-5.58	102.53	110.90
1	aQ	165	VAL	O-C-N	-5.58	113.77	122.70
1	aX	169	TYR	CB-CG-CD1	-5.58	117.65	121.00
1	1h	3	VAL	CA-CB-CG1	5.58	119.27	110.90
1	cW	153	ILE	O-C-N	-5.58	113.77	122.70
1	dB	72	THR	O-C-N	-5.58	113.77	122.70
1	L	23	TRP	CE3-CZ3-CH2	5.58	127.34	121.20
1	gu	82	ARG	NE-CZ-NH1	-5.58	117.51	120.30
1	gK	228	ALA	CB-CA-C	5.58	118.47	110.10
1	ha	214	MET	N-CA-CB	5.58	120.64	110.60
1	hc	126	VAL	CA-CB-CG2	5.58	119.27	110.90
1	hV	166	ASP	CB-CG-OD2	-5.58	113.28	118.30
1	jp	55	MET	CG-SD-CE	-5.58	91.27	100.20
1	jt	145	TYR	CG-CD1-CE1	-5.58	116.84	121.30
1	jI	32	PHE	CG-CD1-CE1	5.58	126.94	120.80
1	kp	84	HIS	CA-CB-CG	-5.58	104.12	113.60
1	ky	100	ARG	NE-CZ-NH1	5.58	123.09	120.30

Continued on next page...

Continued from previous page...

Mol	Chain	Res	Type	Atoms	Z	Observed(°)	Ideal(°)
1	lj	214	MET	CG-SD-CE	-5.58	91.28	100.20
1	lv	128	GLU	OE1-CD-OE2	-5.58	116.61	123.30
1	lz	135	ILE	O-C-N	-5.58	113.77	122.70
1	lG	151	LEU	CB-CG-CD1	-5.58	101.52	111.00
1	2k	229	ARG	NH1-CZ-NH2	-5.58	113.26	119.40
1	2q	51	ASP	CB-CG-OD2	-5.58	113.28	118.30
1	2R	184	TRP	CH2-CZ2-CE2	5.58	122.98	117.40
1	3a	197	ASP	O-C-N	-5.58	113.77	122.70
1	3q	23	TRP	CG-CD1-NE1	-5.58	104.52	110.10
1	3V	23	TRP	CA-CB-CG	5.58	124.30	113.70
1	4b	215	MET	CG-SD-CE	-5.58	91.27	100.20
1	4h	109	SER	N-CA-CB	5.58	118.87	110.50
1	4j	165	VAL	CA-CB-CG2	-5.58	102.53	110.90
1	4p	105	ALA	CB-CA-C	-5.58	101.73	110.10
1	4I	51	ASP	CB-CG-OD2	-5.58	113.28	118.30
1	4X	162	ARG	NE-CZ-NH1	5.58	123.09	120.30
1	5c	117	TRP	CB-CG-CD2	-5.58	119.35	126.60
1	9n	100	ARG	NE-CZ-NH2	-5.58	117.51	120.30
1	aB	173	ARG	NE-CZ-NH2	-5.58	117.51	120.30
1	bk	82	ARG	NE-CZ-NH1	5.58	123.09	120.30
1	bC	97	ARG	NH1-CZ-NH2	-5.58	113.26	119.40
1	bD	145	TYR	CZ-CE2-CD2	-5.58	114.78	119.80
1	c3	49	PRO	N-CD-CG	5.58	111.57	103.20
1	cn	165	VAL	CA-CB-CG1	5.58	119.27	110.90
1	cr	88	ALA	N-CA-CB	-5.58	102.29	110.10
1	cZ	223	GLY	CA-C-O	-5.58	110.56	120.60
1	d0	197	ASP	CB-CG-OD1	5.58	123.32	118.30
1	dm	10	MET	CG-SD-CE	-5.58	91.27	100.20
1	dH	169	TYR	CG-CD1-CE1	-5.58	116.84	121.30
1	eN	51	ASP	CB-CG-OD1	5.58	123.32	118.30
1	f9	81	ASP	O-C-N	-5.58	113.77	122.70
1	fr	130	TYR	CB-CG-CD2	-5.58	117.65	121.00
1	o	229	ARG	O-C-N	-5.58	113.77	122.70
1	J	36	VAL	CA-CB-CG2	-5.58	102.53	110.90
1	gD	221	VAL	CG1-CB-CG2	5.58	119.82	110.90
1	gG	168	PHE	CB-CG-CD1	5.58	124.70	120.80
1	ka	143	ARG	CD-NE-CZ	-5.58	115.79	123.60
1	29	145	TYR	CG-CD2-CE2	-5.58	116.84	121.30
1	2Z	130	TYR	CB-CG-CD1	5.58	124.35	121.00
1	3s	96	MET	CG-SD-CE	-5.58	91.28	100.20
1	3Y	52	LEU	CB-CG-CD2	5.58	120.48	111.00
1	4j	130	TYR	CB-CG-CD2	-5.58	117.65	121.00

Continued on next page...

Continued from previous page...

Mol	Chain	Res	Type	Atoms	Z	Observed(°)	Ideal(°)
1	6r	105	ALA	O-C-N	-5.58	113.72	123.20
1	6z	40	PHE	N-CA-CB	-5.58	100.56	110.60
1	76	118	MET	N-CA-CB	5.58	120.64	110.60
1	9a	184	TRP	CG-CD2-CE3	5.58	138.92	133.90
1	9i	161	PHE	CB-CG-CD1	5.58	124.70	120.80
1	ae	117	TRP	CB-CA-C	-5.58	99.25	110.40
1	b1	164	TYR	CG-CD2-CE2	5.58	125.76	121.30
1	bs	133	TRP	CZ3-CH2-CZ2	-5.58	114.91	121.60
1	bV	125	PRO	CA-N-CD	-5.58	103.69	111.50
1	cB	110	THR	CA-CB-CG2	5.58	120.21	112.40
1	d2	80	TRP	CZ3-CH2-CZ2	5.58	128.29	121.60
1	ep	138	LEU	CB-CG-CD1	-5.58	101.52	111.00
1	ly	103	ASP	CB-CG-OD1	-5.58	113.28	118.30
1	t	224	PRO	N-CD-CG	5.58	111.57	103.20
1	gl	204	ALA	N-CA-CB	-5.58	102.30	110.10
1	gC	88	ALA	N-CA-CB	-5.58	102.29	110.10
1	gI	113	GLU	OE1-CD-OE2	-5.58	116.61	123.30
1	gO	105	ALA	CB-CA-C	5.58	118.46	110.10
1	hs	77	ALA	CB-CA-C	-5.58	101.74	110.10
1	hX	143	ARG	NE-CZ-NH1	5.58	123.09	120.30
1	hZ	130	TYR	CZ-CE2-CD2	-5.58	114.78	119.80
1	i2	32	PHE	CG-CD1-CE1	-5.58	114.67	120.80
1	iw	86	VAL	CG1-CB-CG2	5.58	119.82	110.90
1	jn	168	PHE	CB-CG-CD2	-5.58	116.90	120.80
1	1X	119	THR	CA-CB-CG2	-5.58	104.59	112.40
1	k4	119	THR	O-C-N	-5.58	113.78	122.70
1	kp	18	ARG	NE-CZ-NH1	5.58	123.09	120.30
1	l4	150	ILE	CA-CB-CG2	-5.58	99.75	110.90
1	la	166	ASP	CB-CG-OD1	-5.58	113.28	118.30
1	lp	79	GLU	OE1-CD-OE2	-5.58	116.61	123.30
1	2C	161	PHE	CB-CG-CD2	-5.58	116.90	120.80
1	2H	214	MET	N-CA-CB	-5.58	100.56	110.60
1	3Y	142	VAL	CA-CB-CG1	5.58	119.26	110.90
1	4U	34	PRO	N-CA-CB	5.58	109.99	103.30
1	5s	19	THR	CA-CB-CG2	-5.58	104.59	112.40
1	5D	208	ALA	CB-CA-C	5.58	118.46	110.10
1	6h	41	SER	O-C-N	-5.58	113.78	122.70
1	79	154	ARG	NH1-CZ-NH2	-5.58	113.27	119.40
1	7a	169	TYR	CG-CD2-CE2	-5.58	116.84	121.30
1	7j	117	TRP	CB-CG-CD1	-5.58	119.75	127.00
1	85	163	ASP	N-CA-CB	5.58	120.64	110.60
1	92	49	PRO	O-C-N	-5.58	113.78	122.70

Continued on next page...

Continued from previous page...

Mol	Chain	Res	Type	Atoms	Z	Observed(°)	Ideal(°)
1	ab	169	TYR	CZ-CE2-CD2	5.58	124.82	119.80
1	ag	166	ASP	CB-CA-C	5.58	121.55	110.40
1	12	229	ARG	NE-CZ-NH2	-5.58	117.51	120.30
1	b1	117	TRP	CB-CA-C	5.58	121.55	110.40
1	bl	132	ARG	NE-CZ-NH1	-5.58	117.51	120.30
1	bx	18	ARG	NE-CZ-NH1	5.58	123.09	120.30
1	bB	198	CYS	CA-CB-SG	-5.58	103.96	114.00
1	c2	117	TRP	CD1-CG-CD2	5.58	110.76	106.30
1	c6	18	ARG	N-CA-CB	5.58	120.64	110.60
1	cR	118	MET	CG-SD-CE	5.58	109.12	100.20
1	li	82	ARG	NH1-CZ-NH2	-5.58	113.27	119.40
1	df	169	TYR	CZ-CE2-CD2	5.58	124.82	119.80
1	dA	151	LEU	O-C-N	-5.58	113.78	122.70
1	dU	168	PHE	CG-CD2-CE2	-5.58	114.67	120.80
1	dV	117	TRP	CB-CG-CD2	-5.58	119.35	126.60
1	e3	166	ASP	CB-CG-OD1	5.58	123.32	118.30
1	eF	29	GLU	N-CA-CB	-5.58	100.56	110.60
1	f3	143	ARG	NE-CZ-NH2	5.58	123.09	120.30
1	ff	218	CYS	N-CA-CB	5.58	120.64	110.60
1	fi	230	VAL	CA-CB-CG1	5.58	119.26	110.90
1	1w	133	TRP	CB-CG-CD1	5.58	134.25	127.00
1	H	23	TRP	CH2-CZ2-CE2	5.58	122.97	117.40
1	M	227	LYS	CA-CB-CG	5.58	125.67	113.40
1	gp	229	ARG	NH1-CZ-NH2	-5.57	113.27	119.40
1	gC	173	ARG	NE-CZ-NH1	5.57	123.09	120.30
1	gO	226	HIS	CA-CB-CG	5.57	123.08	113.60
1	gT	93	PRO	N-CD-CG	5.57	111.56	103.20
1	h5	100	ARG	NE-CZ-NH1	5.57	123.09	120.30
1	1H	82	ARG	NE-CZ-NH1	5.57	123.09	120.30
1	hn	167	ARG	NE-CZ-NH2	-5.57	117.51	120.30
1	hH	118	MET	CA-CB-CG	5.57	122.78	113.30
1	i7	46	GLY	CA-C-O	-5.57	110.57	120.60
1	j9	117	TRP	CD1-CG-CD2	-5.57	101.84	106.30
1	jC	82	ARG	NE-CZ-NH2	-5.57	117.51	120.30
1	lA	6	LEU	CB-CG-CD2	5.57	120.47	111.00
1	lO	164	TYR	CB-CG-CD1	5.57	124.34	121.00
1	2q	18	ARG	NH1-CZ-NH2	-5.57	113.27	119.40
1	2y	173	ARG	NE-CZ-NH2	-5.57	117.51	120.30
1	4v	229	ARG	NE-CZ-NH2	-5.57	117.51	120.30
1	4A	130	TYR	CG-CD1-CE1	-5.57	116.84	121.30
1	53	184	TRP	CB-CG-CD2	5.57	133.84	126.60
1	5J	111	LEU	CB-CG-CD1	5.57	120.47	111.00

Continued on next page...

Continued from previous page...

Mol	Chain	Res	Type	Atoms	Z	Observed(°)	Ideal(°)
1	64	130	TYR	CB-CG-CD2	-5.57	117.66	121.00
1	76	169	TYR	O-C-N	-5.57	113.78	122.70
1	78	168	PHE	CB-CG-CD2	-5.57	116.90	120.80
1	7y	162	ARG	CG-CD-NE	-5.57	100.09	111.80
1	83	38	PRO	N-CA-CB	5.57	109.99	103.30
1	8C	82	ARG	N-CA-CB	5.57	120.63	110.60
1	8V	132	ARG	CD-NE-CZ	5.57	131.40	123.60
1	9e	167	ARG	CG-CD-NE	-5.57	100.10	111.80
1	9H	161	PHE	CB-CG-CD1	-5.57	116.90	120.80
1	11	117	TRP	N-CA-CB	-5.57	100.57	110.60
1	c1	221	VAL	CA-CB-CG1	-5.57	102.54	110.90
1	cq	80	TRP	CG-CD1-NE1	-5.57	104.53	110.10
1	cv	212	GLU	OE1-CD-OE2	5.57	129.99	123.30
1	cx	210	THR	CA-CB-CG2	-5.57	104.60	112.40
1	dr	133	TRP	CB-CG-CD1	5.57	134.25	127.00
1	dw	146	SER	N-CA-C	5.57	126.05	111.00
1	ex	229	ARG	NE-CZ-NH2	-5.57	117.51	120.30
1	eK	119	THR	CA-CB-CG2	-5.57	104.60	112.40
1	f8	82	ARG	NE-CZ-NH1	5.57	123.09	120.30
1	fp	80	TRP	CA-CB-CG	5.57	124.29	113.70
1	fs	159	GLU	N-CA-CB	5.57	120.63	110.60
1	fv	32	PHE	CG-CD1-CE1	-5.57	114.67	120.80
1	fR	136	LEU	CB-CA-C	5.57	120.79	110.20
1	m	169	TYR	CB-CG-CD1	-5.57	117.66	121.00
1	h6	169	TYR	CD1-CG-CD2	-5.57	111.77	117.90
1	ir	55	MET	O-C-N	-5.57	113.78	122.70
1	iM	133	TRP	CE3-CZ3-CH2	-5.57	115.07	121.20
1	k9	133	TRP	CA-CB-CG	5.57	124.29	113.70
1	kq	142	VAL	CA-CB-CG2	-5.57	102.54	110.90
1	2F	173	ARG	NH1-CZ-NH2	5.57	125.53	119.40
1	4m	18	ARG	NE-CZ-NH2	5.57	123.09	120.30
1	4v	71	GLU	O-C-N	-5.57	113.78	122.70
1	4Y	76	GLU	OE1-CD-OE2	-5.57	116.61	123.30
1	68	20	LEU	CB-CG-CD2	5.57	120.47	111.00
1	8F	18	ARG	NH1-CZ-NH2	-5.57	113.27	119.40
1	9M	39	MET	CG-SD-CE	-5.57	91.28	100.20
1	9O	57	ASN	CA-CB-CG	-5.57	101.14	113.40
1	9Q	97	ARG	NE-CZ-NH1	5.57	123.09	120.30
1	11	117	TRP	CB-CG-CD1	-5.57	119.76	127.00
1	al	162	ARG	O-C-N	-5.57	113.78	122.70
1	am	167	ARG	N-CA-CB	5.57	120.63	110.60
1	aI	103	ASP	CB-CG-OD2	-5.57	113.28	118.30

Continued on next page...

Continued from previous page...

Mol	Chain	Res	Type	Atoms	Z	Observed(°)	Ideal(°)
1	lj	51	ASP	CB-CA-C	-5.57	99.25	110.40
1	en	29	GLU	CB-CA-C	-5.57	99.26	110.40
1	X	164	TYR	CD1-CE1-CZ	5.57	124.81	119.80
1	gp	81	ASP	CB-CG-OD2	5.57	123.31	118.30
1	gv	161	PHE	CG-CD1-CE1	-5.57	114.67	120.80
1	gC	86	VAL	CA-CB-CG1	5.57	119.26	110.90
1	gX	145	TYR	O-C-N	-5.57	113.79	122.70
1	hm	167	ARG	CG-CD-NE	-5.57	100.10	111.80
1	1K	213	GLU	OE1-CD-OE2	-5.57	116.62	123.30
1	hA	117	TRP	CH2-CZ2-CE2	-5.57	111.83	117.40
1	iu	111	LEU	CB-CG-CD2	-5.57	101.53	111.00
1	ix	20	LEU	CB-CG-CD1	5.57	120.47	111.00
1	iA	219	GLN	CB-CA-C	5.57	121.54	110.40
1	iJ	100	ARG	NE-CZ-NH2	-5.57	117.52	120.30
1	iM	132	ARG	NH1-CZ-NH2	-5.57	113.27	119.40
1	j0	119	THR	CA-CB-CG2	-5.57	104.60	112.40
1	j2	154	ARG	NE-CZ-NH1	5.57	123.08	120.30
1	jM	35	GLU	OE1-CD-OE2	-5.57	116.62	123.30
1	jW	209	ALA	CB-CA-C	5.57	118.45	110.10
1	kv	130	TYR	CB-CG-CD2	-5.57	117.66	121.00
1	kB	169	TYR	CB-CG-CD2	5.57	124.34	121.00
1	lt	80	TRP	CH2-CZ2-CE2	5.57	122.97	117.40
1	2f	180	GLU	CA-CB-CG	5.57	125.66	113.40
1	2g	20	LEU	CB-CG-CD2	5.57	120.47	111.00
1	2u	171	THR	O-C-N	-5.57	113.79	122.70
1	2B	229	ARG	NE-CZ-NH1	5.57	123.08	120.30
1	2J	55	MET	O-C-N	-5.57	113.79	122.70
1	2V	33	SER	CA-C-N	5.57	132.70	117.10
1	3a	164	TYR	CZ-CE2-CD2	-5.57	114.79	119.80
1	3p	203	LYS	O-C-N	-5.57	113.79	122.70
1	3M	47	ALA	N-CA-CB	-5.57	102.30	110.10
1	3Q	31	ALA	CB-CA-C	5.57	118.46	110.10
1	4w	79	GLU	C-N-CA	5.57	135.63	121.70
1	7d	82	ARG	NH1-CZ-NH2	-5.57	113.27	119.40
1	7g	193	ASN	O-C-N	-5.57	113.79	122.70
1	7A	39	MET	CG-SD-CE	-5.57	91.29	100.20
1	7X	143	ARG	NE-CZ-NH1	5.57	123.09	120.30
1	8b	23	TRP	CB-CG-CD2	-5.57	119.36	126.60
1	8t	166	ASP	CB-CG-OD1	5.57	123.31	118.30
1	8u	171	THR	O-C-N	-5.57	113.79	122.70
1	8W	226	HIS	O-C-N	-5.57	113.79	122.70
1	ak	228	ALA	N-CA-CB	-5.57	102.30	110.10

Continued on next page...

Continued from previous page...

Mol	Chain	Res	Type	Atoms	Z	Observed(°)	Ideal(°)
1	aM	79	GLU	N-CA-CB	5.57	120.63	110.60
1	b0	185	MET	O-C-N	-5.57	113.79	122.70
1	bQ	168	PHE	CB-CG-CD1	-5.57	116.90	120.80
1	co	166	ASP	CB-CA-C	5.57	121.54	110.40
1	co	230	VAL	CA-CB-CG1	-5.57	102.54	110.90
1	d1	222	GLY	O-C-N	-5.57	113.73	123.20
1	dW	103	ASP	CB-CG-OD1	5.57	123.31	118.30
1	er	87	HIS	CA-CB-CG	-5.57	104.13	113.60
1	eC	146	SER	CB-CA-C	-5.57	99.52	110.10
1	1s	209	ALA	CB-CA-C	-5.57	101.75	110.10
1	fr	22	ALA	N-CA-CB	-5.57	102.30	110.10
1	ft	72	THR	CA-CB-CG2	5.57	120.20	112.40
1	e	154	ARG	NE-CZ-NH2	-5.57	117.52	120.30
1	M	80	TRP	CD1-CG-CD2	-5.57	101.84	106.30
1	7	164	TYR	CG-CD1-CE1	5.57	125.76	121.30
1	gk	36	VAL	CA-CB-CG1	5.57	119.25	110.90
1	1E	80	TRP	CB-CG-CD1	5.57	134.24	127.00
1	gH	100	ARG	NE-CZ-NH1	5.57	123.08	120.30
1	i5	197	ASP	CB-CG-OD1	5.57	123.31	118.30
1	ij	117	TRP	CB-CG-CD1	-5.57	119.76	127.00
1	iH	103	ASP	CB-CG-OD2	-5.57	113.29	118.30
1	iJ	146	SER	N-CA-CB	5.57	118.85	110.50
1	iP	168	PHE	CB-CG-CD1	-5.57	116.90	120.80
1	jH	167	ARG	CA-C-O	5.57	131.79	120.10
1	jQ	58	THR	O-C-N	-5.57	113.79	122.70
1	k9	27	VAL	CG1-CB-CG2	-5.57	101.99	110.90
1	ki	169	TYR	CB-CG-CD1	-5.57	117.66	121.00
1	ks	64	ALA	O-C-N	-5.57	113.79	122.70
1	ku	151	LEU	CB-CG-CD2	5.57	120.47	111.00
1	2R	103	ASP	CB-CG-OD2	5.57	123.31	118.30
1	2T	186	THR	CA-CB-CG2	-5.57	104.60	112.40
1	4f	173	ARG	NE-CZ-NH1	-5.57	117.52	120.30
1	4W	165	VAL	CA-CB-CG1	5.57	119.25	110.90
1	5s	184	TRP	CE2-CD2-CG	-5.57	102.84	107.30
1	80	77	ALA	N-CA-CB	-5.57	102.30	110.10
1	ah	169	TYR	CD1-CG-CD2	-5.57	111.77	117.90
1	bc	212	GLU	O-C-N	-5.57	113.79	122.70
1	bd	203	LYS	O-C-N	-5.57	113.79	122.70
1	bH	167	ARG	NH1-CZ-NH2	-5.57	113.27	119.40
1	fp	227	LYS	CB-CA-C	5.57	121.54	110.40
1	j	97	ARG	NH1-CZ-NH2	-5.57	113.27	119.40
1	g9	132	ARG	CG-CD-NE	-5.57	100.11	111.80

Continued on next page...

Continued from previous page...

Mol	Chain	Res	Type	Atoms	Z	Observed(°)	Ideal(°)
1	gj	146	SER	CB-CA-C	-5.57	99.52	110.10
1	ii	149	SER	N-CA-CB	5.57	118.85	110.50
1	iX	181	VAL	CG1-CB-CG2	-5.57	101.99	110.90
1	j8	173	ARG	NH1-CZ-NH2	-5.57	113.28	119.40
1	jc	81	ASP	CB-CG-OD1	5.57	123.31	118.30
1	jx	7	GLN	N-CA-CB	5.57	120.62	110.60
1	kA	164	TYR	CD1-CE1-CZ	5.57	124.81	119.80
1	kF	27	VAL	CA-CB-CG1	5.57	119.25	110.90
1	kO	185	MET	CG-SD-CE	-5.57	91.29	100.20
1	lj	174	ALA	CB-CA-C	-5.57	101.75	110.10
1	2n	32	PHE	CZ-CE2-CD2	5.57	126.78	120.10
1	2D	163	ASP	CB-CG-OD1	5.57	123.31	118.30
1	2K	100	ARG	NE-CZ-NH2	5.57	123.08	120.30
1	2Z	196	PRO	N-CD-CG	5.57	111.55	103.20
1	3l	169	TYR	CB-CG-CD2	-5.57	117.66	121.00
1	3r	110	THR	O-C-N	-5.57	113.79	122.70
1	3B	154	ARG	NH1-CZ-NH2	-5.57	113.28	119.40
1	4l	97	ARG	NH1-CZ-NH2	-5.57	113.28	119.40
1	4L	27	VAL	CA-CB-CG2	-5.57	102.55	110.90
1	4Y	111	LEU	O-C-N	-5.57	113.79	122.70
1	6n	80	TRP	CB-CG-CD1	-5.57	119.76	127.00
1	9l	27	VAL	CG1-CB-CG2	-5.57	101.99	110.90
1	9Q	2	ILE	O-C-N	-5.57	113.79	122.70
1	9Y	100	ARG	CG-CD-NE	-5.57	100.11	111.80
1	a0	229	ARG	NH1-CZ-NH2	-5.57	113.28	119.40
1	ar	147	PRO	N-CA-CB	5.57	109.98	103.30
1	aD	184	TRP	CG-CD1-NE1	-5.57	104.53	110.10
1	bV	56	LEU	O-C-N	-5.57	113.79	122.70
1	c0	210	THR	CA-CB-CG2	-5.57	104.61	112.40
1	cj	23	TRP	CD1-NE1-CE2	5.57	114.01	109.00
1	ct	10	MET	O-C-N	-5.57	113.79	122.70
1	cz	188	THR	N-CA-CB	5.57	120.88	110.30
1	cT	203	LYS	O-C-N	-5.57	113.79	122.70
1	d3	34	PRO	O-C-N	5.57	131.61	122.70
1	dd	133	TRP	NE1-CE2-CZ2	-5.57	124.28	130.40
1	dD	215	MET	CG-SD-CE	-5.57	91.29	100.20
1	er	154	ARG	NH1-CZ-NH2	-5.57	113.28	119.40
1	eJ	23	TRP	CB-CG-CD2	5.57	133.84	126.60
1	f5	165	VAL	CA-CB-CG2	-5.57	102.55	110.90
1	lx	85	PRO	N-CA-CB	5.57	109.98	103.30
1	fu	166	ASP	CB-CG-OD1	5.57	123.31	118.30
1	fJ	112	GLN	CA-CB-CG	5.57	125.65	113.40

Continued on next page...

Continued from previous page...

Mol	Chain	Res	Type	Atoms	Z	Observed(°)	Ideal(°)
1	g5	196	PRO	O-C-N	-5.57	113.79	122.70
1	gE	168	PHE	CB-CG-CD2	-5.57	116.90	120.80
1	gS	29	GLU	OE1-CD-OE2	-5.57	116.62	123.30
1	ht	41	SER	N-CA-CB	5.57	118.85	110.50
1	hI	107	THR	CA-CB-CG2	-5.57	104.61	112.40
1	ic	82	ARG	NE-CZ-NH2	5.57	123.08	120.30
1	ip	31	ALA	CB-CA-C	5.57	118.45	110.10
1	je	168	PHE	CB-CG-CD1	-5.57	116.91	120.80
1	jw	194	ALA	CB-CA-C	5.57	118.45	110.10
1	kQ	40	PHE	CB-CG-CD2	-5.57	116.91	120.80
1	l8	55	MET	CG-SD-CE	-5.57	91.30	100.20
1	l9	69	LEU	CB-CG-CD1	-5.57	101.54	111.00
1	lx	180	GLU	OE1-CD-OE2	-5.57	116.62	123.30
1	2a	65	ALA	CB-CA-C	-5.57	101.75	110.10
1	2p	135	ILE	CB-CA-C	5.57	122.73	111.60
1	32	227	LYS	N-CA-CB	5.57	120.62	110.60
1	3z	42	ALA	CB-CA-C	-5.57	101.75	110.10
1	4g	132	ARG	NE-CZ-NH2	-5.57	117.52	120.30
1	4n	72	THR	N-CA-CB	5.57	120.87	110.30
1	4G	211	LEU	CB-CG-CD1	5.57	120.46	111.00
1	4W	145	TYR	CB-CG-CD1	5.57	124.34	121.00
1	5x	168	PHE	CB-CG-CD2	-5.57	116.90	120.80
1	5R	161	PHE	CB-CG-CD2	-5.57	116.91	120.80
1	6l	133	TRP	CB-CG-CD1	5.57	134.24	127.00
1	6B	154	ARG	NE-CZ-NH2	5.57	123.08	120.30
1	6X	26	VAL	CA-CB-CG1	5.57	119.25	110.90
1	6Z	86	VAL	CA-CB-CG1	5.57	119.25	110.90
1	7d	192	GLN	CB-CA-C	5.57	121.53	110.40
1	7e	42	ALA	N-CA-CB	-5.57	102.31	110.10
1	7z	116	GLY	O-C-N	-5.57	113.79	122.70
1	7V	107	THR	CA-CB-CG2	-5.57	104.61	112.40
1	87	58	THR	CA-CB-CG2	5.57	120.19	112.40
1	ab	18	ARG	N-CA-CB	-5.57	100.58	110.60
1	at	119	THR	OG1-CB-CG2	-5.57	97.20	110.00
1	aT	202	LEU	CB-CG-CD2	-5.57	101.54	111.00
1	b6	154	ARG	CB-CA-C	5.57	121.53	110.40
1	16	72	THR	CA-CB-CG2	-5.57	104.61	112.40
1	bq	184	TRP	CB-CG-CD1	-5.57	119.77	127.00
1	bP	97	ARG	NH1-CZ-NH2	-5.57	113.28	119.40
1	bR	117	TRP	CB-CG-CD1	-5.57	119.77	127.00
1	c7	149	SER	N-CA-CB	5.57	118.85	110.50
1	1d	182	LYS	CB-CA-C	5.57	121.53	110.40

Continued on next page...

Continued from previous page...

Mol	Chain	Res	Type	Atoms	Z	Observed(°)	Ideal(°)
1	1k	83	LEU	N-CA-CB	5.57	121.53	110.40
1	ds	166	ASP	CB-CG-OD1	5.57	123.31	118.30
1	dx	103	ASP	CB-CG-OD2	5.57	123.31	118.30
1	dB	173	ARG	NE-CZ-NH2	-5.57	117.52	120.30
1	fd	184	TRP	CB-CG-CD1	-5.57	119.77	127.00
1	lz	154	ARG	NH1-CZ-NH2	-5.57	113.28	119.40
1	c	82	ARG	NE-CZ-NH1	5.57	123.08	120.30
1	c	130	TYR	CB-CG-CD1	5.57	124.34	121.00
1	m	184	TRP	CD1-CG-CD2	5.57	110.75	106.30
1	B	204	ALA	CB-CA-C	-5.57	101.75	110.10
1	6	169	TYR	CG-CD2-CE2	-5.57	116.85	121.30
1	hx	173	ARG	NH1-CZ-NH2	-5.56	113.28	119.40
1	1L	99	PRO	N-CA-CB	5.56	109.98	103.30
1	1P	87	HIS	CA-CB-CG	5.56	123.06	113.60
1	j6	163	ASP	CB-CG-OD2	5.56	123.31	118.30
1	1Y	3	VAL	O-C-N	-5.56	113.80	122.70
1	kB	185	MET	CG-SD-CE	-5.56	91.30	100.20
1	3h	58	THR	CA-CB-CG2	-5.56	104.61	112.40
1	3R	27	VAL	CA-CB-CG2	-5.56	102.55	110.90
1	4Q	39	MET	CG-SD-CE	5.56	109.10	100.20
1	53	136	LEU	CB-CG-CD1	-5.56	101.54	111.00
1	54	77	ALA	N-CA-CB	5.56	117.89	110.10
1	5g	127	GLY	O-C-N	-5.56	113.80	122.70
1	5l	208	ALA	O-C-N	-5.56	113.80	122.70
1	8X	143	ARG	NE-CZ-NH1	5.56	123.08	120.30
1	96	91	ILE	N-CA-C	-5.56	95.98	111.00
1	9W	228	ALA	O-C-N	-5.56	113.80	122.70
1	a7	145	TYR	CZ-CE2-CD2	-5.56	114.79	119.80
1	aN	54	THR	CA-CB-CG2	-5.56	104.61	112.40
1	b1	110	THR	O-C-N	-5.56	113.80	122.70
1	b8	162	ARG	NH1-CZ-NH2	5.56	125.52	119.40
1	dr	169	TYR	O-C-N	-5.56	113.80	122.70
1	dD	7	GLN	C-N-CA	5.56	133.99	122.30
1	ed	191	VAL	CG1-CB-CG2	-5.56	102.00	110.90
1	eq	23	TRP	CA-CB-CG	5.56	124.27	113.70
1	fz	23	TRP	CD1-CG-CD2	5.56	110.75	106.30
1	fl	133	TRP	CB-CG-CD1	5.56	134.23	127.00
1	D	145	TYR	CB-CG-CD2	-5.56	117.66	121.00
1	h4	119	THR	N-CA-CB	5.56	120.87	110.30
1	hb	158	LYS	O-C-N	-5.56	113.80	122.70
1	hf	117	TRP	CB-CG-CD2	5.56	133.83	126.60
1	hI	55	MET	CG-SD-CE	-5.56	91.30	100.20

Continued on next page...

Continued from previous page...

Mol	Chain	Res	Type	Atoms	Z	Observed(°)	Ideal(°)
1	i6	145	TYR	CB-CG-CD2	5.56	124.34	121.00
1	iR	66	MET	CG-SD-CE	-5.56	91.30	100.20
1	iU	1	PRO	CA-N-CD	-5.56	103.71	111.50
1	je	169	TYR	CD1-CG-CD2	5.56	124.02	117.90
1	jy	130	TYR	CG-CD1-CE1	-5.56	116.85	121.30
1	jD	136	LEU	O-C-N	-5.56	113.75	123.20
1	1X	29	GLU	OE1-CD-OE2	-5.56	116.63	123.30
1	kf	27	VAL	CG1-CB-CG2	-5.56	102.00	110.90
1	kl	208	ALA	CB-CA-C	-5.56	101.75	110.10
1	ku	173	ARG	NH1-CZ-NH2	-5.56	113.28	119.40
1	kO	14	ALA	CB-CA-C	-5.56	101.75	110.10
1	kQ	132	ARG	O-C-N	-5.56	113.80	122.70
1	kW	154	ARG	NE-CZ-NH1	5.56	123.08	120.30
1	kY	152	ASP	CB-CG-OD2	5.56	123.31	118.30
1	lu	3	VAL	O-C-N	5.56	131.60	122.70
1	lB	216	THR	CA-CB-CG2	-5.56	104.61	112.40
1	lD	32	PHE	CB-CG-CD2	5.56	124.69	120.80
1	lK	162	ARG	N-CA-CB	-5.56	100.59	110.60
1	lM	80	TRP	O-C-N	-5.56	113.80	122.70
1	2o	229	ARG	NH1-CZ-NH2	-5.56	113.28	119.40
1	2S	23	TRP	CD1-CG-CD2	-5.56	101.85	106.30
1	32	96	MET	CG-SD-CE	-5.56	91.30	100.20
1	3g	7	GLN	CB-CA-C	5.56	121.53	110.40
1	3O	100	ARG	NE-CZ-NH2	-5.56	117.52	120.30
1	49	186	THR	OG1-CB-CG2	-5.56	97.21	110.00
1	59	94	GLY	C-N-CA	5.56	135.60	121.70
1	5P	173	ARG	NE-CZ-NH2	5.56	123.08	120.30
1	62	167	ARG	NE-CZ-NH2	-5.56	117.52	120.30
1	6D	105	ALA	N-CA-CB	-5.56	102.31	110.10
1	79	39	MET	CG-SD-CE	-5.56	91.30	100.20
1	7q	210	THR	CA-CB-CG2	-5.56	104.61	112.40
1	7K	36	VAL	CA-CB-CG1	5.56	119.25	110.90
1	8K	142	VAL	CA-CB-CG1	5.56	119.24	110.90
1	95	156	GLY	CA-C-O	-5.56	110.59	120.60
1	9h	198	CYS	CB-CA-C	-5.56	99.28	110.40
1	9n	111	LEU	O-C-N	-5.56	113.80	122.70
1	9o	110	THR	O-C-N	-5.56	113.80	122.70
1	am	40	PHE	CG-CD1-CE1	5.56	126.92	120.80
1	ba	162	ARG	NE-CZ-NH2	5.56	123.08	120.30
1	bg	32	PHE	CB-CG-CD1	-5.56	116.91	120.80
1	bO	162	ARG	NE-CZ-NH2	-5.56	117.52	120.30
1	cc	82	ARG	NE-CZ-NH2	-5.56	117.52	120.30

Continued on next page...

Continued from previous page...

Mol	Chain	Res	Type	Atoms	Z	Observed(°)	Ideal(°)
1	cN	18	ARG	NE-CZ-NH2	-5.56	117.52	120.30
1	d2	165	VAL	CB-CA-C	5.56	121.97	111.40
1	db	78	ALA	CB-CA-C	-5.56	101.75	110.10
1	dm	100	ARG	NH1-CZ-NH2	-5.56	113.28	119.40
1	dw	164	TYR	CG-CD2-CE2	-5.56	116.85	121.30
1	eo	154	ARG	NE-CZ-NH1	5.56	123.08	120.30
1	ev	98	GLU	OE1-CD-OE2	-5.56	116.63	123.30
1	eP	10	MET	CG-SD-CE	-5.56	91.30	100.20
1	fp	212	GLU	OE1-CD-OE2	-5.56	116.63	123.30
1	fw	138	LEU	CB-CG-CD2	5.56	120.45	111.00
1	fO	216	THR	CA-CB-CG2	-5.56	104.61	112.40
1	fW	59	VAL	CA-CB-CG1	-5.56	102.56	110.90
1	f	133	TRP	CG-CD1-NE1	-5.56	104.54	110.10
1	R	23	TRP	CB-CG-CD2	5.56	133.83	126.60
1	V	171	THR	CA-CB-CG2	-5.56	104.61	112.40
1	gV	98	GLU	CG-CD-OE1	5.56	129.42	118.30
1	ic	180	GLU	O-C-N	-5.56	113.80	122.70
1	iA	197	ASP	CB-CG-OD1	-5.56	113.30	118.30
1	iV	100	ARG	NE-CZ-NH1	5.56	123.08	120.30
1	j4	68	MET	O-C-N	-5.56	113.80	122.70
1	jL	229	ARG	NH1-CZ-NH2	-5.56	113.28	119.40
1	4o	162	ARG	NE-CZ-NH1	5.56	123.08	120.30
1	5l	185	MET	CA-CB-CG	5.56	122.75	113.30
1	7g	110	THR	CA-CB-CG2	-5.56	104.61	112.40
1	7L	130	TYR	O-C-N	-5.56	113.80	122.70
1	8h	18	ARG	NE-CZ-NH2	5.56	123.08	120.30
1	9A	63	GLN	N-CA-CB	5.56	120.61	110.60
1	Y	44	SER	N-CA-CB	5.56	118.84	110.50
1	a4	138	LEU	O-C-N	-5.56	113.80	122.70
1	aY	26	VAL	CA-CB-CG2	-5.56	102.56	110.90
1	bV	40	PHE	CB-CG-CD2	-5.56	116.91	120.80
1	cq	229	ARG	NH1-CZ-NH2	-5.56	113.28	119.40
1	Q	100	ARG	NE-CZ-NH1	5.56	123.08	120.30
1	X	43	LEU	CA-C-N	5.56	129.43	117.20
1	g8	120	HIS	CA-CB-CG	5.56	123.05	113.60
1	gf	23	TRP	CD1-CG-CD2	-5.56	101.85	106.30
1	gn	95	GLN	O-C-N	-5.56	113.80	122.70
1	gt	132	ARG	NH1-CZ-NH2	-5.56	113.28	119.40
1	hz	144	MET	CG-SD-CE	-5.56	91.31	100.20
1	hP	70	LYS	N-CA-CB	5.56	120.61	110.60
1	hT	76	GLU	O-C-N	-5.56	113.81	122.70
1	hU	82	ARG	CD-NE-CZ	5.56	131.38	123.60

Continued on next page...

Continued from previous page...

Mol	Chain	Res	Type	Atoms	Z	Observed(°)	Ideal(°)
1	i6	164	TYR	CB-CG-CD1	-5.56	117.67	121.00
1	ij	18	ARG	NE-CZ-NH1	-5.56	117.52	120.30
1	iq	40	PHE	CG-CD1-CE1	5.56	126.92	120.80
1	iq	164	TYR	CG-CD2-CE2	-5.56	116.85	121.30
1	it	96	MET	CB-CA-C	5.56	121.52	110.40
1	jz	227	LYS	O-C-N	-5.56	113.81	122.70
1	jR	152	ASP	CB-CG-OD1	5.56	123.30	118.30
1	kK	69	LEU	CB-CG-CD2	5.56	120.45	111.00
1	lx	154	ARG	NE-CZ-NH1	5.56	123.08	120.30
1	29	100	ARG	O-C-N	-5.56	113.75	123.20
1	lJ	95	GLN	C-N-CA	5.56	135.60	121.70
1	2U	164	TYR	CG-CD2-CE2	-5.56	116.85	121.30
1	37	97	ARG	NE-CZ-NH1	5.56	123.08	120.30
1	3j	87	HIS	CA-CB-CG	-5.56	104.15	113.60
1	3U	218	CYS	CB-CA-C	5.56	121.52	110.40
1	41	18	ARG	CD-NE-CZ	5.56	131.38	123.60
1	44	45	GLU	OE1-CD-OE2	-5.56	116.63	123.30
1	4y	143	ARG	NE-CZ-NH1	5.56	123.08	120.30
1	51	19	THR	N-CA-CB	5.56	120.86	110.30
1	5L	71	GLU	CG-CD-OE2	5.56	129.42	118.30
1	62	63	GLN	O-C-N	-5.56	113.81	122.70
1	6S	56	LEU	CB-CG-CD2	5.56	120.45	111.00
1	7m	113	GLU	N-CA-CB	5.56	120.61	110.60
1	7w	130	TYR	CD1-CG-CD2	5.56	124.02	117.90
1	7H	169	TYR	CG-CD2-CE2	-5.56	116.85	121.30
1	8r	145	TYR	CB-CG-CD1	5.56	124.33	121.00
1	8t	64	ALA	N-CA-CB	-5.56	102.32	110.10
1	8y	2	ILE	O-C-N	-5.56	113.80	122.70
1	8F	229	ARG	NE-CZ-NH2	5.56	123.08	120.30
1	8T	161	PHE	CB-CG-CD2	-5.56	116.91	120.80
1	99	164	TYR	CB-CG-CD1	5.56	124.34	121.00
1	9i	50	GLN	CG-CD-OE1	5.56	132.72	121.60
1	ab	51	ASP	CB-CA-C	-5.56	99.28	110.40
1	ai	200	THR	CA-CB-CG2	-5.56	104.62	112.40
1	al	25	LYS	O-C-N	-5.56	113.80	122.70
1	av	10	MET	CG-SD-CE	-5.56	91.31	100.20
1	aE	145	TYR	CB-CG-CD2	5.56	124.34	121.00
1	aQ	143	ARG	NE-CZ-NH2	5.56	123.08	120.30
1	b6	190	LEU	CB-CG-CD1	5.56	120.45	111.00
1	bv	228	ALA	N-CA-CB	5.56	117.88	110.10
1	bO	168	PHE	CB-CG-CD2	5.56	124.69	120.80
1	lo	45	GLU	N-CA-CB	5.56	120.61	110.60

Continued on next page...

Continued from previous page...

Mol	Chain	Res	Type	Atoms	Z	Observed(°)	Ideal(°)
1	e2	168	PHE	CB-CG-CD2	-5.56	116.91	120.80
1	e3	100	ARG	CG-CD-NE	-5.56	100.12	111.80
1	ei	162	ARG	CA-CB-CG	5.56	125.63	113.40
1	ek	79	GLU	N-CA-C	5.56	126.01	111.00
1	g2	39	MET	CG-SD-CE	-5.56	91.31	100.20
1	h	1	PRO	CA-N-CD	-5.56	103.72	111.50
1	m	144	MET	CG-SD-CE	-5.56	91.31	100.20
1	g8	163	ASP	CB-CG-OD2	5.56	123.30	118.30
1	gC	229	ARG	NH1-CZ-NH2	-5.56	113.29	119.40
1	gV	55	MET	O-C-N	-5.56	113.81	122.70
1	h8	107	THR	N-CA-CB	5.56	120.86	110.30
1	lI	184	TRP	CB-CG-CD1	-5.56	119.78	127.00
1	hW	100	ARG	NE-CZ-NH1	5.56	123.08	120.30
1	i2	51	ASP	CB-CA-C	-5.56	99.28	110.40
1	ie	141	ILE	CG1-CB-CG2	-5.56	99.17	111.40
1	iD	175	GLU	O-C-N	-5.56	113.81	122.70
1	jt	200	THR	N-CA-CB	5.56	120.86	110.30
1	jw	163	ASP	CB-CA-C	5.56	121.51	110.40
1	kt	35	GLU	OE1-CD-OE2	-5.56	116.63	123.30
1	ku	147	PRO	N-CA-C	5.56	126.55	112.10
1	kA	167	ARG	NE-CZ-NH1	5.56	123.08	120.30
1	lI	123	PRO	O-C-N	-5.56	113.81	122.70
1	2s	157	PRO	N-CA-CB	5.56	109.97	103.30
1	2y	178	SER	CB-CA-C	-5.56	99.54	110.10
1	3d	18	ARG	NE-CZ-NH1	5.56	123.08	120.30
1	3H	165	VAL	CA-CB-CG1	5.56	119.24	110.90
1	4J	37	ILE	CA-C-O	-5.56	108.43	120.10
1	4Q	122	PRO	CA-C-O	-5.56	106.86	120.20
1	59	44	SER	N-CA-CB	5.56	118.84	110.50
1	59	175	GLU	OE1-CD-OE2	-5.56	116.63	123.30
1	5A	221	VAL	CA-C-N	5.56	127.32	116.20
1	62	105	ALA	N-CA-CB	-5.56	102.32	110.10
1	6b	47	ALA	CB-CA-C	-5.56	101.76	110.10
1	74	5	ASN	CB-CA-C	5.56	121.52	110.40
1	7t	208	ALA	N-CA-C	5.56	126.00	111.00
1	7J	10	MET	CG-SD-CE	-5.56	91.31	100.20
1	8O	18	ARG	NH1-CZ-NH2	5.56	125.51	119.40
1	9d	88	ALA	N-CA-CB	-5.56	102.32	110.10
1	9h	30	LYS	CB-CA-C	-5.56	99.28	110.40
1	9z	40	PHE	CB-CG-CD2	-5.56	116.91	120.80
1	9U	101	GLY	C-N-CA	5.56	135.59	121.70
1	br	154	ARG	NE-CZ-NH1	5.56	123.08	120.30

Continued on next page...

Continued from previous page...

Mol	Chain	Res	Type	Atoms	Z	Observed(°)	Ideal(°)
1	cB	130	TYR	CG-CD2-CE2	5.56	125.75	121.30
1	dD	161	PHE	CB-CG-CD1	-5.56	116.91	120.80
1	dZ	204	ALA	N-CA-CB	-5.56	102.32	110.10
1	fq	76	GLU	OE1-CD-OE2	-5.56	116.63	123.30
1	fT	17	PRO	N-CA-CB	-5.56	96.49	102.60
1	O	18	ARG	NE-CZ-NH2	-5.56	117.52	120.30
1	hm	123	PRO	N-CA-CB	5.56	109.97	103.30
1	ht	10	MET	CA-CB-CG	5.56	122.75	113.30
1	hE	110	THR	CA-CB-OG1	5.56	120.67	109.00
1	hM	110	THR	CA-CB-CG2	-5.56	104.62	112.40
1	iK	21	ASN	CB-CG-OD1	5.56	132.71	121.60
1	iN	100	ARG	NE-CZ-NH1	5.56	123.08	120.30
1	jd	58	THR	N-CA-CB	5.56	120.86	110.30
1	kc	128	GLU	OE1-CD-OE2	-5.56	116.63	123.30
1	lN	181	VAL	O-C-N	-5.56	113.81	122.70
1	3Z	210	THR	CA-CB-CG2	-5.56	104.62	112.40
1	4u	119	THR	CA-CB-CG2	-5.56	104.62	112.40
1	6A	121	ASN	O-C-N	-5.56	110.54	121.10
1	8j	91	ILE	CA-CB-CG1	5.56	121.56	111.00
1	8q	143	ARG	NH1-CZ-NH2	-5.56	113.29	119.40
1	a2	169	TYR	CB-CG-CD2	5.56	124.33	121.00
1	aq	168	PHE	CB-CG-CD2	-5.56	116.91	120.80
1	bj	130	TYR	CB-CG-CD2	5.56	124.33	121.00
1	br	191	VAL	O-C-N	-5.56	113.81	122.70
1	f0	170	LYS	N-CA-CB	5.56	120.60	110.60
1	fy	103	ASP	CB-CG-OD1	5.56	123.30	118.30
1	m	102	SER	N-CA-CB	-5.56	102.17	110.50
1	N	185	MET	CG-SD-CE	-5.56	91.31	100.20
1	gX	180	GLU	N-CA-CB	5.55	120.60	110.60
1	gY	173	ARG	NH1-CZ-NH2	-5.55	113.29	119.40
1	hD	160	PRO	N-CA-CB	5.55	109.96	103.30
1	hP	229	ARG	NE-CZ-NH2	5.55	123.08	120.30
1	iI	48	THR	CA-CB-OG1	5.55	120.66	109.00
1	j2	98	GLU	OE1-CD-OE2	-5.55	116.63	123.30
1	jc	188	THR	OG1-CB-CG2	-5.55	97.23	110.00
1	jH	18	ARG	CG-CD-NE	-5.55	100.14	111.80
1	jZ	100	ARG	NE-CZ-NH1	5.55	123.08	120.30
1	22	173	ARG	NE-CZ-NH1	-5.55	117.52	120.30
1	kN	66	MET	CA-CB-CG	5.55	122.74	113.30
1	ld	75	GLU	CB-CA-C	5.55	121.51	110.40
1	lA	211	LEU	CB-CA-C	5.55	120.75	110.20
1	lA	215	MET	N-CA-C	5.55	126.00	111.00

Continued on next page...

Continued from previous page...

Mol	Chain	Res	Type	Atoms	Z	Observed(°)	Ideal(°)
1	lH	166	ASP	CB-CG-OD1	5.55	123.30	118.30
1	lN	97	ARG	NE-CZ-NH2	5.55	123.08	120.30
1	2l	169	TYR	CG-CD1-CE1	-5.55	116.86	121.30
1	2E	166	ASP	CB-CG-OD1	-5.55	113.30	118.30
1	3v	145	TYR	CB-CG-CD1	5.55	124.33	121.00
1	3y	130	TYR	CD1-CE1-CZ	-5.55	114.80	119.80
1	6n	168	PHE	CB-CG-CD2	5.55	124.69	120.80
1	6C	173	ARG	NE-CZ-NH1	5.55	123.08	120.30
1	75	6	LEU	CB-CG-CD2	5.55	120.44	111.00
1	84	64	ALA	CB-CA-C	-5.55	101.77	110.10
1	8j	169	TYR	CG-CD1-CE1	-5.55	116.86	121.30
1	8t	194	ALA	CB-CA-C	5.55	118.43	110.10
1	90	67	GLN	N-CA-CB	5.55	120.60	110.60
1	9z	73	ILE	O-C-N	-5.55	113.81	122.70
1	9S	190	LEU	O-C-N	-5.55	113.81	122.70
1	a0	122	PRO	N-CA-CB	5.55	109.96	103.30
1	ap	178	SER	O-C-N	-5.55	113.81	122.70
1	bp	152	ASP	CB-CG-OD1	5.55	123.30	118.30
1	br	108	THR	CA-CB-OG1	5.55	120.66	109.00
1	cy	188	THR	O-C-N	-5.55	113.81	122.70
1	1f	18	ARG	NE-CZ-NH2	5.55	123.08	120.30
1	cA	203	LYS	N-CA-CB	-5.55	100.60	110.60
1	cO	103	ASP	CB-CG-OD1	5.55	123.30	118.30
1	do	143	ARG	NE-CZ-NH2	5.55	123.08	120.30
1	em	23	TRP	CG-CD1-NE1	-5.55	104.55	110.10
1	1r	80	TRP	CG-CD2-CE3	-5.55	128.90	133.90
1	eK	28	GLU	OE1-CD-OE2	-5.55	116.63	123.30
1	eU	171	THR	CA-CB-CG2	-5.55	104.62	112.40
1	k	169	TYR	CB-CG-CD2	-5.55	117.67	121.00
1	q	181	VAL	CA-CB-CG2	-5.55	102.57	110.90
1	2	32	PHE	CB-CG-CD2	-5.55	116.91	120.80
1	D	82	ARG	NE-CZ-NH2	-5.55	117.52	120.30
1	Q	157	PRO	N-CA-C	5.55	126.54	112.10
1	7	162	ARG	NE-CZ-NH2	-5.55	117.52	120.30
1	gh	200	THR	O-C-N	-5.55	113.81	122.70
1	gJ	229	ARG	NH1-CZ-NH2	-5.55	113.29	119.40
1	ht	167	ARG	NH1-CZ-NH2	-5.55	113.29	119.40
1	is	229	ARG	NE-CZ-NH1	5.55	123.08	120.30
1	it	31	ALA	N-CA-CB	5.55	117.87	110.10
1	k4	39	MET	CG-SD-CE	-5.55	91.31	100.20
1	2a	126	VAL	O-C-N	-5.55	113.76	123.20
1	3i	164	TYR	CB-CA-C	5.55	121.51	110.40

Continued on next page...

Continued from previous page...

Mol	Chain	Res	Type	Atoms	Z	Observed(°)	Ideal(°)
1	3F	163	ASP	CB-CG-OD1	5.55	123.30	118.30
1	5n	152	ASP	CB-CG-OD1	5.55	123.30	118.30
1	65	39	MET	CG-SD-CE	-5.55	91.32	100.20
1	6V	221	VAL	CA-CB-CG2	-5.55	102.57	110.90
1	76	55	MET	CG-SD-CE	-5.55	91.31	100.20
1	7h	163	ASP	O-C-N	-5.55	113.82	122.70
1	ba	41	SER	N-CA-CB	5.55	118.83	110.50
1	bL	108	THR	CA-CB-OG1	5.55	120.66	109.00
1	cX	187	GLU	OE1-CD-OE2	-5.55	116.64	123.30
1	dF	100	ARG	CD-NE-CZ	5.55	131.37	123.60
1	fb	165	VAL	CA-CB-CG1	-5.55	102.57	110.90
1	gl	191	VAL	CA-CB-CG1	-5.55	102.57	110.90
1	go	100	ARG	NE-CZ-NH1	5.55	123.08	120.30
1	gy	56	LEU	CB-CG-CD2	5.55	120.44	111.00
1	hp	173	ARG	NE-CZ-NH2	-5.55	117.53	120.30
1	hs	83	LEU	CB-CG-CD2	5.55	120.44	111.00
1	hL	81	ASP	CB-CG-OD1	-5.55	113.30	118.30
1	hX	28	GLU	OE1-CD-OE2	-5.55	116.64	123.30
1	is	32	PHE	O-C-N	-5.55	113.82	122.70
1	j7	162	ARG	CA-CB-CG	5.55	125.61	113.40
1	jO	100	ARG	CG-CD-NE	-5.55	100.14	111.80
1	k7	23	TRP	NE1-CE2-CZ2	5.55	136.51	130.40
1	kk	96	MET	CG-SD-CE	-5.55	91.32	100.20
1	kS	197	ASP	CB-CG-OD1	5.55	123.30	118.30
1	2c	228	ALA	CB-CA-C	5.55	118.43	110.10
1	2o	100	ARG	NE-CZ-NH1	5.55	123.08	120.30
1	2F	197	ASP	CB-CG-OD2	5.55	123.30	118.30
1	2I	68	MET	CG-SD-CE	-5.55	91.32	100.20
1	2J	18	ARG	NE-CZ-NH1	5.55	123.08	120.30
1	2Q	169	TYR	CZ-CE2-CD2	5.55	124.80	119.80
1	2U	168	PHE	O-C-N	-5.55	113.82	122.70
1	35	214	MET	CG-SD-CE	-5.55	91.32	100.20
1	3J	143	ARG	NE-CZ-NH2	-5.55	117.52	120.30
1	48	184	TRP	CZ3-CH2-CZ2	-5.55	114.94	121.60
1	4k	142	VAL	CG1-CB-CG2	-5.55	102.02	110.90
1	4A	152	ASP	CB-CG-OD1	5.55	123.30	118.30
1	4E	152	ASP	CB-CG-OD2	5.55	123.30	118.30
1	5e	103	ASP	CB-CG-OD1	5.55	123.30	118.30
1	6y	185	MET	CG-SD-CE	-5.55	91.32	100.20
1	6C	69	LEU	CB-CG-CD1	5.55	120.44	111.00
1	7e	198	CYS	CA-CB-SG	-5.55	104.01	114.00
1	7D	200	THR	OG1-CB-CG2	-5.55	97.23	110.00

Continued on next page...

Continued from previous page...

Mol	Chain	Res	Type	Atoms	Z	Observed(°)	Ideal(°)
1	7O	66	MET	CG-SD-CE	-5.55	91.32	100.20
1	9I	161	PHE	CD1-CG-CD2	5.55	125.52	118.30
1	9j	143	ARG	NE-CZ-NH1	5.55	123.08	120.30
1	9D	69	LEU	CB-CA-C	5.55	120.75	110.20
1	9G	162	ARG	CD-NE-CZ	5.55	131.37	123.60
1	aw	133	TRP	CD1-CG-CD2	-5.55	101.86	106.30
1	ay	48	THR	CA-CB-CG2	-5.55	104.63	112.40
1	b7	168	PHE	CB-CG-CD2	-5.55	116.91	120.80
1	1c	181	VAL	CA-CB-CG2	-5.55	102.57	110.90
1	c6	154	ARG	NE-CZ-NH1	5.55	123.08	120.30
1	cd	143	ARG	NE-CZ-NH2	-5.55	117.52	120.30
1	cL	143	ARG	CD-NE-CZ	5.55	131.37	123.60
1	d0	117	TRP	CB-CG-CD2	-5.55	119.38	126.60
1	d0	161	PHE	CB-CG-CD2	-5.55	116.91	120.80
1	de	113	GLU	OE1-CD-OE2	-5.55	116.64	123.30
1	dy	23	TRP	CH2-CZ2-CE2	5.55	122.95	117.40
1	ef	173	ARG	NH1-CZ-NH2	-5.55	113.29	119.40
1	ei	169	TYR	CB-CG-CD2	5.55	124.33	121.00
1	eo	65	ALA	N-CA-CB	5.55	117.87	110.10
1	eF	128	GLU	O-C-N	-5.55	113.82	122.70
1	fc	221	VAL	CG1-CB-CG2	-5.55	102.02	110.90
1	ft	164	TYR	CB-CG-CD1	5.55	124.33	121.00
1	1D	187	GLU	OE1-CD-OE2	-5.55	116.64	123.30
1	gs	164	TYR	CZ-CE2-CD2	-5.55	114.81	119.80
1	h8	130	TYR	CG-CD1-CE1	-5.55	116.86	121.30
1	ii	40	PHE	CD1-CE1-CZ	5.55	126.76	120.10
1	iO	184	TRP	CB-CG-CD1	-5.55	119.79	127.00
1	ja	151	LEU	CB-CG-CD1	5.55	120.44	111.00
1	jD	204	ALA	CB-CA-C	-5.55	101.78	110.10
1	jW	113	GLU	OE1-CD-OE2	-5.55	116.64	123.30
1	20	197	ASP	CB-CG-OD1	5.55	123.30	118.30
1	ks	108	THR	CA-CB-CG2	-5.55	104.63	112.40
1	lh	161	PHE	CB-CG-CD2	-5.55	116.92	120.80
1	ls	12	HIS	N-CA-CB	5.55	120.59	110.60
1	lQ	210	THR	CA-CB-CG2	-5.55	104.63	112.40
1	2Q	126	VAL	N-CA-CB	-5.55	99.29	111.50
1	3i	93	PRO	N-CA-C	5.55	126.53	112.10
1	3L	80	TRP	CB-CA-C	-5.55	99.30	110.40
1	46	18	ARG	CD-NE-CZ	5.55	131.37	123.60
1	4q	171	THR	N-CA-CB	5.55	120.84	110.30
1	4t	110	THR	N-CA-CB	5.55	120.84	110.30
1	51	60	GLY	O-C-N	-5.55	113.77	123.20

Continued on next page...

Continued from previous page...

Mol	Chain	Res	Type	Atoms	Z	Observed(°)	Ideal(°)
1	5z	58	THR	C-N-CA	5.55	135.57	121.70
1	6S	228	ALA	N-CA-CB	-5.55	102.33	110.10
1	6X	224	PRO	N-CD-CG	5.55	111.52	103.20
1	7H	133	TRP	CE2-CD2-CG	-5.55	102.86	107.30
1	7X	23	TRP	CB-CG-CD2	5.55	133.81	126.60
1	8I	132	ARG	CB-CA-C	-5.55	99.30	110.40
1	aF	205	LEU	CB-CG-CD1	5.55	120.44	111.00
1	aX	103	ASP	CB-CG-OD2	5.55	123.29	118.30
1	bW	27	VAL	CA-CB-CG2	-5.55	102.58	110.90
1	cn	189	LEU	CB-CG-CD1	5.55	120.43	111.00
1	cp	197	ASP	CB-CG-OD2	5.55	123.29	118.30
1	1e	69	LEU	CB-CG-CD2	5.55	120.43	111.00
1	1n	145	TYR	CD1-CE1-CZ	5.55	124.80	119.80
1	e9	11	VAL	CG1-CB-CG2	-5.55	102.02	110.90
1	eR	166	ASP	CB-CG-OD2	5.55	123.29	118.30
1	fP	36	VAL	CA-CB-CG2	5.55	119.22	110.90
1	n	86	VAL	CG1-CB-CG2	-5.55	102.02	110.90
1	5	145	TYR	CG-CD1-CE1	5.55	125.74	121.30
1	hN	103	ASP	CB-CG-OD1	5.55	123.29	118.30
1	io	171	THR	CA-CB-CG2	-5.55	104.63	112.40
1	1U	171	THR	CA-CB-CG2	-5.55	104.63	112.40
1	jc	205	LEU	CB-CG-CD2	-5.55	101.57	111.00
1	jq	213	GLU	OE1-CD-OE2	-5.55	116.64	123.30
1	jN	184	TRP	CE3-CZ3-CH2	-5.55	115.10	121.20
1	km	168	PHE	CB-CG-CD1	-5.55	116.92	120.80
1	ly	44	SER	N-CA-CB	5.55	118.82	110.50
1	2m	81	ASP	CB-CG-OD1	5.55	123.29	118.30
1	2z	30	LYS	N-CA-CB	5.55	120.59	110.60
1	2O	81	ASP	CB-CG-OD1	5.55	123.29	118.30
1	3b	18	ARG	NE-CZ-NH2	5.55	123.07	120.30
1	4V	10	MET	CG-SD-CE	-5.55	91.32	100.20
1	6o	97	ARG	NH1-CZ-NH2	-5.55	113.30	119.40
1	6x	197	ASP	CB-CG-OD2	5.55	123.29	118.30
1	8c	28	GLU	OE1-CD-OE2	-5.55	116.64	123.30
1	8d	209	ALA	N-CA-CB	-5.55	102.33	110.10
1	8A	229	ARG	NE-CZ-NH2	-5.55	117.53	120.30
1	bb	208	ALA	CB-CA-C	5.55	118.42	110.10
1	bv	18	ARG	NE-CZ-NH2	-5.55	117.53	120.30
1	ch	142	VAL	O-C-N	-5.55	113.82	122.70
1	cC	136	LEU	C-N-CA	5.55	133.95	122.30
1	cR	93	PRO	N-CA-CB	5.55	109.96	103.30
1	dR	144	MET	CG-SD-CE	-5.55	91.32	100.20

Continued on next page...

Continued from previous page...

Mol	Chain	Res	Type	Atoms	Z	Observed(°)	Ideal(°)
1	es	173	ARG	NE-CZ-NH2	-5.55	117.53	120.30
1	ft	189	LEU	CB-CG-CD2	5.55	120.43	111.00
1	1x	102	SER	N-CA-CB	5.55	118.82	110.50
1	L	190	LEU	CA-CB-CG	5.55	128.06	115.30
1	gg	159	GLU	CG-CD-OE1	5.55	129.39	118.30
1	gK	200	THR	N-CA-CB	5.55	120.84	110.30
1	gW	56	LEU	O-C-N	-5.55	113.83	122.70
1	hR	191	VAL	O-C-N	-5.55	113.83	122.70
1	1Q	97	ARG	NE-CZ-NH2	5.55	123.07	120.30
1	iT	4	GLN	CB-CA-C	5.55	121.49	110.40
1	jp	181	VAL	CG1-CB-CG2	-5.55	102.03	110.90
1	jt	151	LEU	CB-CG-CD1	5.55	120.43	111.00
1	jJ	85	PRO	N-CA-CB	-5.55	96.50	102.60
1	ke	56	LEU	CB-CG-CD2	5.55	120.43	111.00
1	ko	183	ASN	O-C-N	-5.55	113.83	122.70
1	kJ	58	THR	CA-CB-CG2	-5.55	104.63	112.40
1	kZ	152	ASP	O-C-N	-5.55	113.83	122.70
1	29	189	LEU	CB-CA-C	-5.55	99.66	110.20
1	2Q	133	TRP	CB-CG-CD1	5.55	134.21	127.00
1	38	231	LEU	CB-CA-C	5.55	120.74	110.20
1	3q	168	PHE	CB-CG-CD2	5.55	124.68	120.80
1	3K	58	THR	CA-CB-CG2	-5.55	104.64	112.40
1	4d	212	GLU	OE1-CD-OE2	-5.55	116.64	123.30
1	4g	39	MET	CG-SD-CE	-5.55	91.33	100.20
1	4w	73	ILE	CG1-CB-CG2	-5.55	99.20	111.40
1	5G	176	GLN	C-N-CA	5.55	135.57	121.70
1	6j	82	ARG	CB-CG-CD	5.55	126.02	111.60
1	6k	54	THR	CA-CB-CG2	5.55	120.17	112.40
1	6l	25	LYS	O-C-N	-5.55	113.83	122.70
1	7S	225	GLY	CA-C-O	5.55	130.58	120.60
1	9f	48	THR	N-CA-CB	5.55	120.84	110.30
1	9P	167	ARG	NE-CZ-NH2	-5.55	117.53	120.30
1	aj	18	ARG	NH1-CZ-NH2	-5.55	113.30	119.40
1	ax	130	TYR	CB-CG-CD1	-5.55	117.67	121.00
1	ax	191	VAL	O-C-N	-5.55	113.83	122.70
1	bb	18	ARG	CG-CD-NE	-5.55	100.15	111.80
1	bc	113	GLU	O-C-N	-5.55	113.82	122.70
1	bd	217	ALA	N-CA-CB	5.55	117.87	110.10
1	bS	208	ALA	O-C-N	-5.55	113.83	122.70
1	d0	80	TRP	NE1-CE2-CD2	5.55	112.85	107.30
1	dP	73	ILE	CA-CB-CG2	-5.55	99.81	110.90
1	e9	24	VAL	CA-CB-CG2	-5.55	102.58	110.90

Continued on next page...

Continued from previous page...

Mol	Chain	Res	Type	Atoms	Z	Observed(°)	Ideal(°)
1	f1	4	GLN	CB-CA-C	5.55	121.49	110.40
1	f7	146	SER	N-CA-CB	-5.55	102.18	110.50
1	fG	231	LEU	CB-CG-CD1	5.55	120.43	111.00
1	g	164	TYR	CG-CD1-CE1	5.55	125.74	121.30
1	gs	36	VAL	CG1-CB-CG2	-5.54	102.03	110.90
1	gF	162	ARG	CG-CD-NE	-5.54	100.16	111.80
1	gN	5	ASN	N-CA-CB	-5.54	100.62	110.60
1	i0	75	GLU	OE1-CD-OE2	-5.54	116.65	123.30
1	kL	167	ARG	NE-CZ-NH2	-5.54	117.53	120.30
1	lz	130	TYR	CG-CD1-CE1	5.54	125.74	121.30
1	lG	167	ARG	NE-CZ-NH2	5.54	123.07	120.30
1	3L	57	ASN	CB-CA-C	-5.54	99.31	110.40
1	44	108	THR	CA-CB-CG2	-5.54	104.64	112.40
1	5x	161	PHE	CB-CG-CD1	-5.54	116.92	120.80
1	5V	132	ARG	CD-NE-CZ	-5.54	115.84	123.60
1	69	210	THR	O-C-N	-5.54	113.83	122.70
1	7o	122	PRO	N-CD-CG	-5.54	94.88	103.20
1	8M	18	ARG	NE-CZ-NH1	5.54	123.07	120.30
1	97	145	TYR	CB-CG-CD2	-5.54	117.67	121.00
1	9C	152	ASP	CB-CG-OD1	5.54	123.29	118.30
1	9F	47	ALA	O-C-N	-5.54	113.83	122.70
1	af	107	THR	CA-CB-CG2	5.54	120.16	112.40
1	bM	167	ARG	CG-CD-NE	-5.54	100.16	111.80
1	bO	167	ARG	CB-CA-C	5.54	121.49	110.40
1	cB	144	MET	CG-SD-CE	-5.54	91.33	100.20
1	di	99	PRO	N-CA-CB	-5.54	96.50	102.60
1	dJ	208	ALA	O-C-N	-5.54	113.83	122.70
1	e7	96	MET	CA-CB-CG	5.54	122.73	113.30
1	w	215	MET	CG-SD-CE	-5.54	91.33	100.20
1	H	173	ARG	NE-CZ-NH2	-5.54	117.53	120.30
1	1C	18	ARG	NE-CZ-NH1	-5.54	117.53	120.30
1	gE	96	MET	CG-SD-CE	-5.54	91.33	100.20
1	1J	133	TRP	CB-CG-CD2	-5.54	119.39	126.60
1	hr	125	PRO	N-CA-CB	-5.54	96.50	102.60
1	hy	187	GLU	OE1-CD-OE2	-5.54	116.65	123.30
1	hS	229	ARG	NH1-CZ-NH2	-5.54	113.30	119.40
1	jb	62	HIS	N-CA-CB	5.54	120.58	110.60
1	jr	56	LEU	CB-CG-CD2	5.54	120.42	111.00
1	k0	184	TRP	CD1-NE1-CE2	5.54	113.99	109.00
1	kW	130	TYR	CG-CD2-CE2	-5.54	116.86	121.30
1	ln	208	ALA	CB-CA-C	-5.54	101.78	110.10
1	lr	188	THR	N-CA-CB	5.54	120.83	110.30

Continued on next page...

Continued from previous page...

Mol	Chain	Res	Type	Atoms	Z	Observed(°)	Ideal(°)
1	29	146	SER	N-CA-CB	5.54	118.81	110.50
1	2t	130	TYR	CD1-CG-CD2	5.54	124.00	117.90
1	2Z	36	VAL	O-C-N	-5.54	113.83	122.70
1	42	75	GLU	CB-CA-C	-5.54	99.31	110.40
1	48	86	VAL	N-CA-C	-5.54	96.03	111.00
1	49	27	VAL	CA-CB-CG1	5.54	119.22	110.90
1	4U	119	THR	C-N-CA	5.54	135.56	121.70
1	5A	32	PHE	CB-CG-CD1	5.54	124.68	120.80
1	6S	153	ILE	CB-CA-C	-5.54	100.52	111.60
1	73	18	ARG	NE-CZ-NH1	5.54	123.07	120.30
1	7o	153	ILE	CA-CB-CG1	5.54	121.53	111.00
1	8d	164	TYR	CZ-CE2-CD2	-5.54	114.81	119.80
1	8I	145	TYR	CB-CG-CD1	5.54	124.33	121.00
1	8X	173	ARG	NE-CZ-NH2	-5.54	117.53	120.30
1	97	173	ARG	NE-CZ-NH2	-5.54	117.53	120.30
1	9M	173	ARG	N-CA-CB	5.54	120.58	110.60
1	9Z	184	TRP	CA-CB-CG	5.54	124.23	113.70
1	aw	53	ASN	O-C-N	-5.54	113.83	122.70
1	aP	109	SER	O-C-N	-5.54	113.83	122.70
1	aZ	197	ASP	CB-CG-OD2	-5.54	113.31	118.30
1	bm	68	MET	CG-SD-CE	-5.54	91.33	100.20
1	bY	118	MET	N-CA-CB	-5.54	100.62	110.60
1	c5	70	LYS	O-C-N	-5.54	113.83	122.70
1	cf	228	ALA	N-CA-CB	-5.54	102.34	110.10
1	cN	51	ASP	CB-CG-OD1	5.54	123.29	118.30
1	cW	133	TRP	N-CA-CB	5.54	120.58	110.60
1	d5	18	ARG	NE-CZ-NH2	-5.54	117.53	120.30
1	db	15	ILE	CA-CB-CG1	5.54	121.53	111.00
1	dv	82	ARG	NE-CZ-NH2	5.54	123.07	120.30
1	dC	10	MET	CA-CB-CG	5.54	122.72	113.30
1	dH	165	VAL	C-N-CA	5.54	135.56	121.70
1	1m	164	TYR	CB-CG-CD2	-5.54	117.67	121.00
1	1o	166	ASP	CB-CG-OD1	5.54	123.29	118.30
1	fp	162	ARG	NE-CZ-NH1	5.54	123.07	120.30
1	fU	188	THR	CA-CB-CG2	5.54	120.16	112.40
1	V	130	TYR	CB-CG-CD1	-5.54	117.67	121.00
1	h3	23	TRP	CG-CD1-NE1	-5.54	104.56	110.10
1	hx	90	PRO	O-C-N	-5.54	113.83	122.70
1	hR	93	PRO	N-CA-CB	5.54	109.95	103.30
1	1R	2	ILE	CA-CB-CG2	-5.54	99.82	110.90
1	j7	167	ARG	CB-CA-C	5.54	121.48	110.40
1	jb	209	ALA	CB-CA-C	-5.54	101.79	110.10

Continued on next page...

Continued from previous page...

Mol	Chain	Res	Type	Atoms	Z	Observed(°)	Ideal(°)
1	1U	40	PHE	CB-CG-CD2	5.54	124.68	120.80
1	ju	133	TRP	NE1-CE2-CZ2	5.54	136.50	130.40
1	jw	122	PRO	O-C-N	-5.54	110.57	121.10
1	jC	228	ALA	CB-CA-C	5.54	118.41	110.10
1	k8	191	VAL	CA-CB-CG2	-5.54	102.59	110.90
1	kB	94	GLY	O-C-N	-5.54	113.83	122.70
1	24	169	TYR	CZ-CE2-CD2	5.54	124.79	119.80
1	l3	80	TRP	CH2-CZ2-CE2	5.54	122.94	117.40
1	la	39	MET	CG-SD-CE	5.54	109.07	100.20
1	la	163	ASP	CB-CG-OD1	5.54	123.29	118.30
1	lO	214	MET	CG-SD-CE	-5.54	91.33	100.20
1	2l	44	SER	CB-CA-C	-5.54	99.57	110.10
1	2J	117	TRP	CZ3-CH2-CZ2	-5.54	114.95	121.60
1	2L	109	SER	N-CA-CB	5.54	118.81	110.50
1	46	105	ALA	CB-CA-C	5.54	118.41	110.10
1	4v	218	CYS	CA-CB-SG	-5.54	104.03	114.00
1	5d	229	ARG	CB-CG-CD	5.54	126.01	111.60
1	5w	15	ILE	O-C-N	-5.54	113.83	122.70
1	5A	63	GLN	CB-CA-C	5.54	121.48	110.40
1	5A	80	TRP	CE2-CD2-CG	-5.54	102.87	107.30
1	5Q	32	PHE	CB-CG-CD1	5.54	124.68	120.80
1	6e	76	GLU	O-C-N	-5.54	113.83	122.70
1	6D	76	GLU	OE1-CD-OE2	-5.54	116.65	123.30
1	7s	164	TYR	CB-CG-CD2	5.54	124.33	121.00
1	7F	173	ARG	NE-CZ-NH2	5.54	123.07	120.30
1	8m	130	TYR	CZ-CE2-CD2	-5.54	114.81	119.80
1	8w	173	ARG	O-C-N	-5.54	113.83	122.70
1	8T	71	GLU	OE1-CD-OE2	-5.54	116.65	123.30
1	8U	154	ARG	NE-CZ-NH1	5.54	123.07	120.30
1	8W	213	GLU	OE1-CD-OE2	-5.54	116.65	123.30
1	9p	167	ARG	NE-CZ-NH2	-5.54	117.53	120.30
1	9D	67	GLN	N-CA-CB	5.54	120.58	110.60
1	14	58	THR	N-CA-CB	5.54	120.83	110.30
1	bj	212	GLU	CB-CA-C	5.54	121.48	110.40
1	bJ	152	ASP	CB-CG-OD2	5.54	123.29	118.30
1	bW	91	ILE	CA-CB-CG2	-5.54	99.82	110.90
1	bY	68	MET	CA-CB-CG	5.54	122.72	113.30
1	c2	155	GLN	CB-CA-C	-5.54	99.32	110.40
1	c3	75	GLU	OE1-CD-OE2	-5.54	116.65	123.30
1	ce	162	ARG	NE-CZ-NH1	5.54	123.07	120.30
1	ct	81	ASP	O-C-N	-5.54	113.83	122.70
1	cP	133	TRP	CB-CG-CD1	5.54	134.20	127.00

Continued on next page...

Continued from previous page...

Mol	Chain	Res	Type	Atoms	Z	Observed(°)	Ideal(°)
1	cR	161	PHE	CB-CG-CD1	5.54	124.68	120.80
1	dU	144	MET	CA-CB-CG	5.54	122.72	113.30
1	em	45	GLU	OE1-CD-OE2	-5.54	116.65	123.30
1	eR	184	TRP	N-CA-CB	-5.54	100.62	110.60
1	fK	154	ARG	CD-NE-CZ	-5.54	115.84	123.60
1	k	152	ASP	CB-CG-OD2	-5.54	113.31	118.30
1	C	117	TRP	CB-CG-CD2	5.54	133.81	126.60
1	H	140	LYS	CB-CA-C	-5.54	99.32	110.40
1	5	18	ARG	CD-NE-CZ	5.54	131.36	123.60
1	gM	143	ARG	NH1-CZ-NH2	-5.54	113.31	119.40
1	he	42	ALA	N-CA-CB	-5.54	102.34	110.10
1	ia	96	MET	O-C-N	-5.54	113.84	122.70
1	iK	163	ASP	CB-CG-OD2	5.54	123.29	118.30
1	iQ	229	ARG	NE-CZ-NH1	5.54	123.07	120.30
1	kF	144	MET	CG-SD-CE	5.54	109.06	100.20
1	lw	221	VAL	CA-CB-CG2	-5.54	102.59	110.90
1	lM	150	ILE	O-C-N	-5.54	113.84	122.70
1	2w	147	PRO	N-CA-CB	-5.54	96.51	102.60
1	32	108	THR	N-CA-CB	5.54	120.83	110.30
1	4U	17	PRO	N-CA-CB	5.54	109.95	103.30
1	5X	194	ALA	N-CA-CB	5.54	117.86	110.10
1	6E	228	ALA	N-CA-CB	5.54	117.86	110.10
1	6I	204	ALA	N-CA-CB	-5.54	102.34	110.10
1	7a	166	ASP	CB-CG-OD2	-5.54	113.31	118.30
1	7P	110	THR	CA-CB-OG1	5.54	120.63	109.00
1	7Q	186	THR	CA-CB-CG2	-5.54	104.64	112.40
1	8o	154	ARG	C-N-CA	5.54	135.55	121.70
1	8r	103	ASP	OD1-CG-OD2	-5.54	112.77	123.30
1	a9	169	TYR	CB-CG-CD2	5.54	124.32	121.00
1	bq	133	TRP	CA-CB-CG	5.54	124.23	113.70
1	bY	44	SER	N-CA-CB	5.54	118.81	110.50
1	dF	92	GLU	N-CA-C	5.54	125.96	111.00
1	lM	167	ARG	NE-CZ-NH2	-5.54	117.53	120.30
1	lp	185	MET	CG-SD-CE	-5.54	91.34	100.20
1	eH	19	THR	N-CA-CB	5.54	120.83	110.30
1	W	148	THR	CA-CB-CG2	5.54	120.16	112.40
1	gf	100	ARG	NH1-CZ-NH2	-5.54	113.31	119.40
1	hv	131	LYS	N-CA-CB	-5.54	100.63	110.60
1	hX	145	TYR	CB-CG-CD1	-5.54	117.68	121.00
1	hY	91	ILE	CG1-CB-CG2	-5.54	99.22	111.40
1	i4	164	TYR	CB-CG-CD2	-5.54	117.68	121.00
1	lO	165	VAL	CA-CB-CG2	-5.54	102.59	110.90

Continued on next page...

Continued from previous page...

Mol	Chain	Res	Type	Atoms	Z	Observed(°)	Ideal(°)
1	ie	229	ARG	NE-CZ-NH1	5.54	123.07	120.30
1	ir	130	TYR	CG-CD1-CE1	-5.54	116.87	121.30
1	iH	148	THR	N-CA-CB	5.54	120.82	110.30
1	j6	78	ALA	O-C-N	-5.54	113.84	122.70
1	jT	187	GLU	N-CA-CB	5.54	120.57	110.60
1	kb	181	VAL	CA-CB-CG1	-5.54	102.59	110.90
1	kR	142	VAL	CA-CB-CG2	-5.54	102.59	110.90
1	le	186	THR	CA-CB-CG2	-5.54	104.65	112.40
1	lk	166	ASP	CB-CG-OD2	5.54	123.28	118.30
1	2K	117	TRP	CG-CD2-CE3	-5.54	128.91	133.90
1	3S	169	TYR	CG-CD1-CE1	5.54	125.73	121.30
1	44	177	ALA	CB-CA-C	-5.54	101.79	110.10
1	48	35	GLU	OE1-CD-OE2	-5.54	116.65	123.30
1	58	78	ALA	O-C-N	-5.54	113.84	122.70
1	5n	97	ARG	NE-CZ-NH1	5.54	123.07	120.30
1	5o	197	ASP	CB-CG-OD2	5.54	123.28	118.30
1	5F	23	TRP	CE2-CD2-CG	-5.54	102.87	107.30
1	6b	29	GLU	CA-C-O	5.54	131.73	120.10
1	70	108	THR	CA-CB-CG2	-5.54	104.65	112.40
1	79	27	VAL	CA-CB-CG2	-5.54	102.59	110.90
1	7a	142	VAL	O-C-N	-5.54	113.84	122.70
1	7m	128	GLU	CG-CD-OE2	5.54	129.38	118.30
1	82	173	ARG	NE-CZ-NH1	5.54	123.07	120.30
1	8E	42	ALA	N-CA-CB	-5.54	102.35	110.10
1	9k	166	ASP	N-CA-CB	-5.54	100.63	110.60
1	a2	78	ALA	O-C-N	-5.54	113.84	122.70
1	at	178	SER	N-CA-CB	5.54	118.81	110.50
1	bt	53	ASN	O-C-N	-5.54	113.84	122.70
1	bK	175	GLU	OE1-CD-OE2	-5.54	116.66	123.30
1	bY	186	THR	CA-CB-CG2	-5.54	104.65	112.40
1	c7	117	TRP	CH2-CZ2-CE2	5.54	122.94	117.40
1	c9	129	ILE	O-C-N	-5.54	113.84	122.70
1	cw	208	ALA	N-CA-CB	-5.54	102.34	110.10
1	cQ	142	VAL	O-C-N	-5.54	113.84	122.70
1	d0	172	LEU	CB-CG-CD2	5.54	120.42	111.00
1	dn	51	ASP	CB-CG-OD1	-5.54	113.31	118.30
1	eM	162	ARG	NE-CZ-NH1	5.54	123.07	120.30
1	fM	47	ALA	O-C-N	-5.54	113.84	122.70
1	fP	149	SER	N-CA-CB	5.54	118.81	110.50
1	fQ	69	LEU	CB-CG-CD2	5.54	120.41	111.00
1	ir	145	TYR	O-C-N	-5.54	113.84	122.70
1	ix	228	ALA	N-CA-CB	-5.54	102.35	110.10

Continued on next page...

Continued from previous page...

Mol	Chain	Res	Type	Atoms	Z	Observed(°)	Ideal(°)
1	k0	145	TYR	CB-CG-CD1	5.54	124.32	121.00
1	k4	212	GLU	OE1-CD-OE2	-5.54	116.66	123.30
1	kO	148	THR	N-CA-CB	5.54	120.82	110.30
1	kT	71	GLU	OE1-CD-OE2	-5.54	116.66	123.30
1	lC	133	TRP	CD1-CG-CD2	5.54	110.73	106.30
1	2x	95	GLN	N-CA-CB	5.54	120.57	110.60
1	2P	144	MET	CG-SD-CE	-5.54	91.34	100.20
1	32	142	VAL	CA-CB-CG1	5.54	119.21	110.90
1	4x	67	GLN	O-C-N	-5.54	113.84	122.70
1	4X	86	VAL	CA-CB-CG1	5.54	119.21	110.90
1	4Z	152	ASP	CB-CG-OD2	-5.54	113.32	118.30
1	65	128	GLU	CG-CD-OE2	5.54	129.37	118.30
1	6d	29	GLU	OE1-CD-OE2	-5.54	116.66	123.30
1	6p	229	ARG	NE-CZ-NH1	5.54	123.07	120.30
1	7l	168	PHE	CB-CG-CD2	5.54	124.68	120.80
1	7Q	138	LEU	CB-CG-CD2	5.54	120.41	111.00
1	8k	130	TYR	CB-CG-CD1	5.54	124.32	121.00
1	9w	92	GLU	N-CA-CB	-5.54	100.63	110.60
1	9Y	94	GLY	C-N-CA	5.54	135.54	121.70
1	a1	169	TYR	CB-CG-CD2	-5.54	117.68	121.00
1	aG	229	ARG	CB-CA-C	5.54	121.47	110.40
1	bF	110	THR	CA-CB-CG2	-5.54	104.65	112.40
1	cE	100	ARG	NE-CZ-NH1	5.54	123.07	120.30
1	1r	80	TRP	CA-CB-CG	5.54	124.22	113.70
1	i	11	VAL	O-C-N	-5.54	113.84	122.70
1	C	162	ARG	CG-CD-NE	-5.54	100.17	111.80
1	1C	178	SER	N-CA-CB	5.54	118.81	110.50
1	gR	43	LEU	CB-CG-CD1	-5.54	101.59	111.00
1	hk	119	THR	CA-CB-CG2	-5.54	104.65	112.40
1	hs	23	TRP	CB-CG-CD2	5.54	133.80	126.60
1	hJ	22	ALA	CB-CA-C	5.54	118.40	110.10
1	hT	104	ILE	CA-CB-CG1	5.54	121.52	111.00
1	hW	55	MET	CG-SD-CE	-5.54	91.34	100.20
1	ia	218	CYS	CA-CB-SG	5.54	123.96	114.00
1	ic	143	ARG	NE-CZ-NH2	-5.54	117.53	120.30
1	il	214	MET	CB-CG-SD	5.54	129.00	112.40
1	in	80	TRP	CB-CG-CD1	5.54	134.20	127.00
1	iN	88	ALA	N-CA-C	5.54	125.94	111.00
1	iO	87	HIS	CA-CB-CG	5.54	123.01	113.60
1	je	143	ARG	NH1-CZ-NH2	-5.54	113.31	119.40
1	25	56	LEU	CA-CB-CG	5.54	128.03	115.30
1	ld	185	MET	CG-SD-CE	-5.54	91.34	100.20

Continued on next page...

Continued from previous page...

Mol	Chain	Res	Type	Atoms	Z	Observed(°)	Ideal(°)
1	1E	226	HIS	O-C-N	-5.54	113.84	122.70
1	2i	169	TYR	CG-CD2-CE2	5.54	125.73	121.30
1	2O	142	VAL	CA-CB-CG1	5.54	119.20	110.90
1	38	112	GLN	CB-CA-C	-5.54	99.33	110.40
1	3g	152	ASP	CB-CG-OD1	-5.54	113.32	118.30
1	3v	193	ASN	O-C-N	-5.54	113.84	122.70
1	44	117	TRP	CG-CD2-CE3	-5.54	128.92	133.90
1	47	157	PRO	N-CA-CB	5.54	109.94	103.30
1	4j	62	HIS	N-CA-C	5.54	125.94	111.00
1	5z	151	LEU	CB-CG-CD2	5.54	120.41	111.00
1	5K	128	GLU	OE1-CD-OE2	-5.54	116.66	123.30
1	5Q	195	ASN	CA-CB-CG	5.54	125.58	113.40
1	61	166	ASP	CB-CG-OD2	5.54	123.28	118.30
1	63	72	THR	CA-CB-CG2	-5.54	104.65	112.40
1	6b	40	PHE	CG-CD1-CE1	-5.54	114.71	120.80
1	6f	7	GLN	C-N-CA	5.54	133.92	122.30
1	6q	40	PHE	CB-CG-CD1	-5.54	116.93	120.80
1	74	44	SER	N-CA-CB	-5.54	102.20	110.50
1	7d	180	GLU	OE1-CD-OE2	-5.54	116.66	123.30
1	7j	130	TYR	CD1-CE1-CZ	5.54	124.78	119.80
1	8A	162	ARG	CD-NE-CZ	5.54	131.35	123.60
1	9p	80	TRP	CG-CD1-NE1	5.54	115.64	110.10
1	9H	133	TRP	CH2-CZ2-CE2	5.54	122.94	117.40
1	aT	82	ARG	NE-CZ-NH1	5.54	123.07	120.30
1	15	18	ARG	NE-CZ-NH2	-5.54	117.53	120.30
1	b5	227	LYS	O-C-N	-5.54	113.84	122.70
1	br	229	ARG	CD-NE-CZ	5.54	131.35	123.60
1	bJ	203	LYS	CB-CA-C	-5.54	99.33	110.40
1	ci	144	MET	CG-SD-CE	-5.54	91.34	100.20
1	cz	117	TRP	CD2-CE3-CZ3	-5.54	111.60	118.80
1	dc	184	TRP	CE2-CD2-CG	-5.54	102.87	107.30
1	dm	129	ILE	CA-CB-CG1	-5.54	100.48	111.00
1	dR	100	ARG	NE-CZ-NH1	5.54	123.07	120.30
1	dU	169	TYR	CZ-CE2-CD2	5.54	124.78	119.80
1	1s	124	ILE	N-CA-C	-5.54	96.05	111.00
1	eN	105	ALA	N-CA-CB	-5.54	102.35	110.10
1	fV	163	ASP	CB-CG-OD2	5.54	123.28	118.30
1	g7	145	TYR	CZ-CE2-CD2	5.54	124.78	119.80
1	J	39	MET	O-C-N	-5.54	113.84	122.70
1	R	225	GLY	N-CA-C	5.54	126.94	113.10
1	W	229	ARG	NE-CZ-NH2	-5.54	117.53	120.30
1	gD	184	TRP	CB-CG-CD2	5.53	133.79	126.60

Continued on next page...

Continued from previous page...

Mol	Chain	Res	Type	Atoms	Z	Observed(°)	Ideal(°)
1	hF	50	GLN	O-C-N	-5.53	113.85	122.70
1	ii	5	ASN	O-C-N	-5.53	113.85	122.70
1	im	100	ARG	NE-CZ-NH1	5.53	123.07	120.30
1	iy	193	ASN	O-C-N	-5.53	113.85	122.70
1	1R	103	ASP	CB-CG-OD1	5.53	123.28	118.30
1	iI	214	MET	CA-CB-CG	5.53	122.70	113.30
1	iM	23	TRP	CB-CG-CD1	-5.53	119.81	127.00
1	iM	132	ARG	NE-CZ-NH1	5.53	123.07	120.30
1	ji	161	PHE	CB-CG-CD1	-5.53	116.93	120.80
1	2l	125	PRO	N-CD-CG	5.53	111.50	103.20
1	kk	98	GLU	N-CA-CB	-5.53	100.64	110.60
1	kn	97	ARG	NH1-CZ-NH2	-5.53	113.31	119.40
1	kv	173	ARG	NH1-CZ-NH2	-5.53	113.31	119.40
1	kG	6	LEU	CB-CG-CD1	5.53	120.41	111.00
1	kS	88	ALA	N-CA-CB	5.53	117.85	110.10
1	26	29	GLU	CB-CA-C	-5.53	99.33	110.40
1	lM	145	TYR	CD1-CE1-CZ	-5.53	114.82	119.80
1	2i	82	ARG	NE-CZ-NH2	5.53	123.07	120.30
1	2r	14	ALA	CB-CA-C	-5.53	101.80	110.10
1	2w	143	ARG	NE-CZ-NH1	-5.53	117.53	120.30
1	2I	229	ARG	NE-CZ-NH2	-5.53	117.53	120.30
1	2P	97	ARG	NE-CZ-NH1	5.53	123.07	120.30
1	2Q	168	PHE	CB-CA-C	5.53	121.47	110.40
1	3N	130	TYR	CZ-CE2-CD2	5.53	124.78	119.80
1	4l	138	LEU	O-C-N	-5.53	113.85	122.70
1	4c	78	ALA	N-CA-CB	-5.53	102.35	110.10
1	4g	167	ARG	NE-CZ-NH2	-5.53	117.53	120.30
1	5g	100	ARG	NH1-CZ-NH2	-5.53	113.31	119.40
1	5D	189	LEU	CB-CG-CD1	5.53	120.41	111.00
1	6k	221	VAL	CA-CB-CG2	-5.53	102.60	110.90
1	6P	171	THR	CA-CB-CG2	-5.53	104.65	112.40
1	7i	113	GLU	OE1-CD-OE2	-5.53	116.66	123.30
1	7m	166	ASP	CB-CA-C	5.53	121.47	110.40
1	7o	145	TYR	CB-CG-CD1	-5.53	117.68	121.00
1	7W	175	GLU	O-C-N	-5.53	113.84	122.70
1	8l	67	GLN	O-C-N	-5.53	113.85	122.70
1	8d	71	GLU	CG-CD-OE2	-5.53	107.23	118.30
1	8k	100	ARG	NE-CZ-NH2	5.53	123.07	120.30
1	8G	23	TRP	CG-CD1-NE1	-5.53	104.57	110.10
1	8X	154	ARG	O-C-N	-5.53	113.85	122.70
1	90	22	ALA	CB-CA-C	-5.53	101.80	110.10
1	94	100	ARG	NE-CZ-NH2	-5.53	117.53	120.30

Continued on next page...

Continued from previous page...

Mol	Chain	Res	Type	Atoms	Z	Observed(°)	Ideal(°)
1	9q	27	VAL	CG1-CB-CG2	-5.53	102.05	110.90
1	9V	169	TYR	CZ-CE2-CD2	-5.53	114.82	119.80
1	aP	133	TRP	CE2-CD2-CG	5.53	111.73	107.30
1	c0	197	ASP	CB-CG-OD1	5.53	123.28	118.30
1	ca	166	ASP	CB-CG-OD1	5.53	123.28	118.30
1	cG	7	GLN	CG-CD-OE1	5.53	132.67	121.60
1	lg	86	VAL	CA-CB-CG1	5.53	119.20	110.90
1	cR	107	THR	N-CA-CB	5.53	120.81	110.30
1	d5	173	ARG	NE-CZ-NH1	5.53	123.07	120.30
1	do	221	VAL	O-C-N	-5.53	113.80	123.20
1	dI	23	TRP	CD2-CE2-CZ2	-5.53	115.66	122.30
1	dL	59	VAL	CA-CB-CG1	5.53	119.20	110.90
1	dS	133	TRP	CE3-CZ3-CH2	-5.53	115.11	121.20
1	dT	214	MET	CG-SD-CE	-5.53	91.35	100.20
1	dW	69	LEU	CB-CG-CD1	5.53	120.41	111.00
1	em	117	TRP	CE3-CZ3-CH2	-5.53	115.11	121.20
1	es	165	VAL	CG1-CB-CG2	-5.53	102.05	110.90
1	eN	130	TYR	CZ-CE2-CD2	-5.53	114.82	119.80
1	eQ	130	TYR	CB-CG-CD1	5.53	124.32	121.00
1	fs	193	ASN	C-N-CA	5.53	135.54	121.70
1	gq	80	TRP	CB-CG-CD2	-5.53	119.41	126.60
1	gQ	178	SER	CB-CA-C	-5.53	99.59	110.10
1	hV	107	THR	CA-CB-CG2	-5.53	104.66	112.40
1	i0	81	ASP	CB-CG-OD2	5.53	123.28	118.30
1	il	42	ALA	N-CA-CB	-5.53	102.36	110.10
1	j6	18	ARG	NE-CZ-NH1	-5.53	117.53	120.30
1	jQ	142	VAL	CG1-CB-CG2	-5.53	102.05	110.90
1	k1	143	ARG	CG-CD-NE	-5.53	100.18	111.80
1	2x	18	ARG	NH1-CZ-NH2	-5.53	113.31	119.40
1	5f	126	VAL	CG1-CB-CG2	5.53	119.75	110.90
1	5w	117	TRP	O-C-N	-5.53	113.85	122.70
1	6T	75	GLU	N-CA-CB	5.53	120.56	110.60
1	6Z	130	TYR	CB-CG-CD2	-5.53	117.68	121.00
1	7t	145	TYR	CB-CG-CD2	-5.53	117.68	121.00
1	Y	151	LEU	CB-CG-CD1	5.53	120.40	111.00
1	az	191	VAL	CA-CB-CG1	-5.53	102.60	110.90
1	aU	18	ARG	NE-CZ-NH2	-5.53	117.53	120.30
1	bd	55	MET	CG-SD-CE	-5.53	91.35	100.20
1	bi	130	TYR	N-CA-CB	-5.53	100.64	110.60
1	cu	3	VAL	CA-CB-CG1	5.53	119.20	110.90
1	cG	151	LEU	CB-CG-CD1	-5.53	101.60	111.00
1	1u	31	ALA	N-CA-CB	-5.53	102.36	110.10

Continued on next page...

Continued from previous page...

Mol	Chain	Res	Type	Atoms	Z	Observed(°)	Ideal(°)
1	fB	214	MET	CG-SD-CE	5.53	109.05	100.20
1	fU	145	TYR	CA-CB-CG	5.53	123.91	113.40
1	r	117	TRP	CB-CG-CD2	5.53	133.79	126.60
1	7	168	PHE	CB-CG-CD1	5.53	124.67	120.80
1	gd	133	TRP	CB-CG-CD2	-5.53	119.41	126.60
1	gk	32	PHE	CB-CG-CD1	-5.53	116.93	120.80
1	gy	184	TRP	CB-CG-CD1	-5.53	119.81	127.00
1	gz	138	LEU	CB-CG-CD2	5.53	120.40	111.00
1	gD	183	ASN	CB-CA-C	5.53	121.46	110.40
1	gG	130	TYR	CB-CG-CD2	-5.53	117.68	121.00
1	h8	177	ALA	CB-CA-C	5.53	118.39	110.10
1	hI	100	ARG	NE-CZ-NH2	-5.53	117.53	120.30
1	1N	162	ARG	NH1-CZ-NH2	5.53	125.48	119.40
1	i4	95	GLN	CG-CD-OE1	-5.53	110.54	121.60
1	iq	210	THR	CA-CB-CG2	5.53	120.14	112.40
1	iC	168	PHE	CZ-CE2-CD2	-5.53	113.46	120.10
1	jn	68	MET	C-N-CA	5.53	135.53	121.70
1	1W	78	ALA	CB-CA-C	-5.53	101.80	110.10
1	kk	23	TRP	N-CA-CB	-5.53	100.64	110.60
1	kA	133	TRP	CB-CG-CD1	5.53	134.19	127.00
1	kL	162	ARG	NE-CZ-NH2	5.53	123.06	120.30
1	2a	205	LEU	C-N-CA	5.53	133.92	122.30
1	2z	175	GLU	OE1-CD-OE2	-5.53	116.66	123.30
1	4b	130	TYR	CB-CG-CD2	-5.53	117.68	121.00
1	4c	103	ASP	CB-CG-OD2	-5.53	113.32	118.30
1	4g	96	MET	CA-CB-CG	5.53	122.70	113.30
1	4I	154	ARG	NE-CZ-NH2	-5.53	117.53	120.30
1	4J	163	ASP	CB-CG-OD1	5.53	123.28	118.30
1	4J	197	ASP	N-CA-CB	-5.53	100.64	110.60
1	6d	173	ARG	NE-CZ-NH1	-5.53	117.53	120.30
1	6t	157	PRO	N-CA-CB	5.53	109.94	103.30
1	7N	10	MET	CG-SD-CE	-5.53	91.35	100.20
1	87	6	LEU	N-CA-C	5.53	125.94	111.00
1	8u	168	PHE	CB-CG-CD2	-5.53	116.93	120.80
1	8I	36	VAL	CA-CB-CG1	5.53	119.20	110.90
1	8N	196	PRO	O-C-N	-5.53	113.85	122.70
1	9o	86	VAL	CG1-CB-CG2	-5.53	102.05	110.90
1	9s	68	MET	N-CA-CB	5.53	120.56	110.60
1	9W	69	LEU	O-C-N	-5.53	113.85	122.70
1	aI	23	TRP	NE1-CE2-CZ2	-5.53	124.32	130.40
1	bF	22	ALA	N-CA-CB	5.53	117.84	110.10
1	bW	100	ARG	NE-CZ-NH2	-5.53	117.53	120.30

Continued on next page...

Continued from previous page...

Mol	Chain	Res	Type	Atoms	Z	Observed(°)	Ideal(°)
1	1d	39	MET	CG-SD-CE	-5.53	91.35	100.20
1	cA	81	ASP	CB-CG-OD1	5.53	123.28	118.30
1	dp	22	ALA	CB-CA-C	5.53	118.40	110.10
1	eb	162	ARG	NE-CZ-NH1	5.53	123.07	120.30
1	f3	80	TRP	CD1-CG-CD2	-5.53	101.88	106.30
1	fb	88	ALA	CB-CA-C	5.53	118.39	110.10
1	fM	18	ARG	O-C-N	-5.53	113.85	122.70
1	fW	105	ALA	CB-CA-C	-5.53	101.81	110.10
1	F	111	LEU	CB-CG-CD2	5.53	120.40	111.00
1	g8	185	MET	CG-SD-CE	-5.53	91.35	100.20
1	gr	186	THR	CA-CB-CG2	-5.53	104.66	112.40
1	hc	159	GLU	CB-CA-C	-5.53	99.34	110.40
1	hU	185	MET	CA-CB-CG	5.53	122.70	113.30
1	1O	28	GLU	C-N-CA	5.53	135.52	121.70
1	iD	86	VAL	CA-CB-CG2	-5.53	102.61	110.90
1	jx	186	THR	CA-CB-CG2	-5.53	104.66	112.40
1	jy	103	ASP	CB-CG-OD2	5.53	123.28	118.30
1	l3	173	ARG	NE-CZ-NH2	-5.53	117.53	120.30
1	3F	81	ASP	CB-CG-OD1	-5.53	113.32	118.30
1	4m	226	HIS	CA-CB-CG	-5.53	104.20	113.60
1	4P	191	VAL	O-C-N	-5.53	113.85	122.70
1	5l	32	PHE	N-CA-CB	5.53	120.55	110.60
1	6I	27	VAL	O-C-N	-5.53	113.85	122.70
1	79	229	ARG	NE-CZ-NH1	5.53	123.06	120.30
1	7w	175	GLU	CA-CB-CG	5.53	125.56	113.40
1	85	84	HIS	N-CA-CB	-5.53	100.65	110.60
1	8O	210	THR	CA-CB-CG2	-5.53	104.66	112.40
1	9E	228	ALA	O-C-N	-5.53	113.85	122.70
1	aE	190	LEU	CB-CG-CD1	5.53	120.40	111.00
1	bx	191	VAL	CA-CB-CG1	-5.53	102.61	110.90
1	cu	165	VAL	CA-CB-CG1	5.53	119.19	110.90
1	li	2	ILE	CA-CB-CG1	5.53	121.50	111.00
1	dF	93	PRO	N-CA-CB	-5.53	96.52	102.60
1	dO	161	PHE	CB-CG-CD1	-5.53	116.93	120.80
1	dU	130	TYR	CB-CG-CD1	-5.53	117.68	121.00
1	e8	191	VAL	O-C-N	-5.53	113.85	122.70
1	f5	100	ARG	NE-CZ-NH2	-5.53	117.53	120.30
1	fT	82	ARG	NE-CZ-NH2	-5.53	117.54	120.30
1	fT	211	LEU	O-C-N	-5.53	113.85	122.70
1	1A	163	ASP	CB-CG-OD2	-5.53	113.32	118.30
1	gn	110	THR	CA-CB-CG2	-5.53	104.66	112.40
1	gC	44	SER	N-CA-CB	5.53	118.79	110.50

Continued on next page...

Continued from previous page...

Mol	Chain	Res	Type	Atoms	Z	Observed(°)	Ideal(°)
1	gK	96	MET	O-C-N	-5.53	113.86	122.70
1	gZ	117	TRP	CB-CG-CD2	5.53	133.79	126.60
1	1H	128	GLU	N-CA-CB	5.53	120.55	110.60
1	hr	19	THR	CA-CB-CG2	5.53	120.14	112.40
1	hz	130	TYR	CB-CG-CD2	-5.53	117.68	121.00
1	iC	169	TYR	CG-CD1-CE1	-5.53	116.88	121.30
1	ja	14	ALA	CB-CA-C	-5.53	101.81	110.10
1	jp	186	THR	CA-CB-CG2	-5.53	104.66	112.40
1	jO	195	ASN	CB-CA-C	5.53	121.45	110.40
1	ke	27	VAL	CA-CB-CG1	5.53	119.19	110.90
1	kt	43	LEU	O-C-N	-5.53	113.86	122.70
1	kt	186	THR	CA-CB-CG2	-5.53	104.66	112.40
1	kv	173	ARG	NE-CZ-NH2	5.53	123.06	120.30
1	kA	145	TYR	CG-CD2-CE2	5.53	125.72	121.30
1	l1	34	PRO	O-C-N	-5.53	113.86	122.70
1	lb	168	PHE	CB-CG-CD1	-5.53	116.93	120.80
1	lg	169	TYR	CZ-CE2-CD2	5.53	124.77	119.80
1	2a	40	PHE	CB-CG-CD2	-5.53	116.93	120.80
1	3c	154	ARG	O-C-N	-5.53	113.86	122.70
1	3k	139	ASN	O-C-N	-5.53	113.86	122.70
1	3V	24	VAL	CA-CB-CG2	-5.53	102.61	110.90
1	5u	133	TRP	CH2-CZ2-CE2	5.53	122.93	117.40
1	5C	145	TYR	CB-CG-CD1	5.53	124.32	121.00
1	69	133	TRP	CG-CD1-NE1	-5.53	104.57	110.10
1	6h	97	ARG	NH1-CZ-NH2	-5.53	113.32	119.40
1	70	218	CYS	N-CA-CB	5.53	120.55	110.60
1	70	227	LYS	O-C-N	-5.53	113.86	122.70
1	7F	155	GLN	N-CA-CB	-5.53	100.65	110.60
1	7Z	40	PHE	CB-CG-CD2	5.53	124.67	120.80
1	9b	152	ASP	CB-CG-OD2	-5.53	113.33	118.30
1	9K	163	ASP	CB-CG-OD1	5.53	123.27	118.30
1	aM	34	PRO	N-CA-CB	5.53	109.93	103.30
1	aQ	18	ARG	NH1-CZ-NH2	-5.53	113.32	119.40
1	aX	23	TRP	CG-CD1-NE1	5.53	115.63	110.10
1	bx	79	GLU	OE1-CD-OE2	-5.53	116.67	123.30
1	c4	117	TRP	CB-CG-CD2	5.53	133.79	126.60
1	ca	11	VAL	CA-CB-CG2	-5.53	102.61	110.90
1	cw	135	ILE	O-C-N	-5.53	113.85	122.70
1	df	80	TRP	CG-CD2-CE3	-5.53	128.93	133.90
1	1r	143	ARG	N-CA-CB	5.53	120.55	110.60
1	ex	20	LEU	CB-CG-CD2	5.53	120.39	111.00
1	1t	81	ASP	CB-CG-OD2	5.53	123.28	118.30

Continued on next page...

Continued from previous page...

Mol	Chain	Res	Type	Atoms	Z	Observed(°)	Ideal(°)
1	eX	39	MET	CG-SD-CE	-5.53	91.36	100.20
1	fI	62	HIS	CA-CB-CG	5.53	123.00	113.60
1	fp	10	MET	CG-SD-CE	-5.53	91.36	100.20
1	fq	130	TYR	CD1-CE1-CZ	-5.53	114.82	119.80
1	fE	23	TRP	NE1-CE2-CZ2	5.53	136.48	130.40
1	fS	27	VAL	CA-CB-CG2	-5.53	102.61	110.90
1	g9	47	ALA	CA-C-O	5.53	131.70	120.10
1	ha	48	THR	CA-CB-CG2	-5.53	104.67	112.40
1	hn	126	VAL	O-C-N	-5.53	113.81	123.20
1	1R	166	ASP	CB-CG-OD1	5.53	123.27	118.30
1	1T	216	THR	N-CA-CB	5.53	120.80	110.30
1	j6	82	ARG	NE-CZ-NH2	-5.53	117.54	120.30
1	1W	162	ARG	CD-NE-CZ	5.53	131.34	123.60
1	kg	27	VAL	O-C-N	-5.53	113.86	122.70
1	kH	169	TYR	CB-CG-CD1	-5.53	117.69	121.00
1	2a	140	LYS	O-C-N	-5.53	113.86	122.70
1	3h	59	VAL	CA-CB-CG2	-5.53	102.61	110.90
1	3A	27	VAL	O-C-N	-5.53	113.86	122.70
1	3Y	173	ARG	NE-CZ-NH1	5.53	123.06	120.30
1	4h	216	THR	CA-CB-OG1	5.53	120.61	109.00
1	4r	208	ALA	N-CA-CB	-5.53	102.37	110.10
1	4D	98	GLU	OE1-CD-OE2	-5.53	116.67	123.30
1	4W	119	THR	CA-CB-CG2	-5.53	104.67	112.40
1	5I	32	PHE	CB-CG-CD2	5.53	124.67	120.80
1	5f	130	TYR	CB-CG-CD2	-5.53	117.69	121.00
1	5q	202	LEU	N-CA-CB	5.53	121.45	110.40
1	5y	85	PRO	N-CA-CB	-5.53	96.52	102.60
1	5H	62	HIS	CB-CG-ND1	-5.53	109.39	123.20
1	5R	184	TRP	CE3-CZ3-CH2	-5.53	115.12	121.20
1	69	133	TRP	N-CA-CB	5.53	120.55	110.60
1	6j	58	THR	N-CA-CB	5.53	120.80	110.30
1	6o	151	LEU	O-C-N	-5.53	113.86	122.70
1	6U	104	ILE	CA-CB-CG1	-5.53	100.50	111.00
1	8h	75	GLU	OE1-CD-OE2	-5.53	116.67	123.30
1	94	88	ALA	N-CA-C	5.53	125.92	111.00
1	9x	47	ALA	O-C-N	-5.53	113.86	122.70
1	9B	160	PRO	N-CD-CG	5.53	111.49	103.20
1	9G	36	VAL	CA-CB-CG2	-5.53	102.61	110.90
1	a0	215	MET	CG-SD-CE	-5.53	91.36	100.20
1	ae	152	ASP	CB-CG-OD1	5.53	123.27	118.30
1	af	229	ARG	CD-NE-CZ	5.53	131.34	123.60
1	am	95	GLN	CG-CD-OE1	-5.53	110.55	121.60

Continued on next page...

Continued from previous page...

Mol	Chain	Res	Type	Atoms	Z	Observed(°)	Ideal(°)
1	aD	184	TRP	O-C-N	-5.53	113.86	122.70
1	aF	210	THR	O-C-N	-5.53	113.86	122.70
1	aQ	184	TRP	CD2-CE3-CZ3	-5.53	111.62	118.80
1	ba	45	GLU	O-C-N	-5.53	113.81	123.20
1	bx	133	TRP	CB-CG-CD1	5.53	134.18	127.00
1	bR	152	ASP	CB-CG-OD1	5.53	123.27	118.30
1	bY	43	LEU	CA-C-O	5.53	131.70	120.10
1	d1	169	TYR	O-C-N	-5.53	113.86	122.70
1	ep	186	THR	N-CA-CB	5.53	120.80	110.30
1	eq	4	GLN	N-CA-CB	5.53	120.55	110.60
1	eI	154	ARG	NH1-CZ-NH2	-5.53	113.32	119.40
1	eQ	188	THR	CA-C-O	5.53	131.70	120.10
1	f1	128	GLU	OE1-CD-OE2	-5.53	116.67	123.30
1	f3	176	GLN	CB-CA-C	5.53	121.45	110.40
1	fB	4	GLN	CA-CB-CG	5.53	125.56	113.40
1	1A	169	TYR	CG-CD1-CE1	-5.53	116.88	121.30
1	m	163	ASP	O-C-N	-5.53	113.86	122.70
1	z	85	PRO	N-CD-CG	5.53	111.49	103.20
1	W	100	ARG	NE-CZ-NH1	5.53	123.06	120.30
1	hI	177	ALA	CB-CA-C	-5.52	101.81	110.10
1	hO	44	SER	N-CA-CB	-5.52	102.21	110.50
1	ib	93	PRO	C-N-CA	5.52	133.90	122.30
1	ic	29	GLU	CG-CD-OE1	5.52	129.35	118.30
1	iv	68	MET	CG-SD-CE	5.52	109.04	100.20
1	iF	102	SER	CB-CA-C	-5.52	99.61	110.10
1	iK	69	LEU	O-C-N	-5.52	113.86	122.70
1	j1	212	GLU	N-CA-CB	5.52	120.54	110.60
1	kw	70	LYS	N-CA-CB	5.52	120.54	110.60
1	lD	86	VAL	O-C-N	-5.52	113.86	122.70
1	2d	188	THR	N-CA-CB	5.52	120.80	110.30
1	2I	229	ARG	CD-NE-CZ	5.52	131.33	123.60
1	2S	195	ASN	CB-CA-C	5.52	121.45	110.40
1	4Q	29	GLU	OE1-CD-OE2	-5.52	116.67	123.30
1	4U	184	TRP	O-C-N	-5.52	113.86	122.70
1	5V	151	LEU	O-C-N	-5.52	113.86	122.70
1	7q	155	GLN	N-CA-CB	-5.52	100.66	110.60
1	7R	88	ALA	CB-CA-C	-5.52	101.81	110.10
1	89	80	TRP	CA-CB-CG	5.52	124.20	113.70
1	8I	113	GLU	OE1-CD-OE2	-5.52	116.67	123.30
1	b0	71	GLU	N-CA-CB	5.52	120.54	110.60
1	bd	161	PHE	CB-CG-CD2	-5.52	116.93	120.80
1	bq	139	ASN	O-C-N	-5.52	113.86	122.70

Continued on next page...

Continued from previous page...

Mol	Chain	Res	Type	Atoms	Z	Observed(°)	Ideal(°)
1	bw	23	TRP	CH2-CZ2-CE2	5.52	122.92	117.40
1	ce	117	TRP	CB-CG-CD1	-5.52	119.82	127.00
1	le	3	VAL	C-N-CA	5.52	135.51	121.70
1	df	142	VAL	CA-CB-CG2	-5.52	102.61	110.90
1	eh	161	PHE	CG-CD2-CE2	-5.52	114.72	120.80
1	er	145	TYR	CB-CG-CD1	5.52	124.31	121.00
1	lv	47	ALA	CB-CA-C	5.52	118.39	110.10
1	fo	161	PHE	CG-CD2-CE2	-5.52	114.72	120.80
1	fu	167	ARG	NH1-CZ-NH2	-5.52	113.32	119.40
1	gr	152	ASP	CB-CG-OD1	5.52	123.27	118.30
1	gs	132	ARG	CG-CD-NE	-5.52	100.20	111.80
1	gQ	23	TRP	CE2-CD2-CG	-5.52	102.88	107.30
1	gZ	185	MET	N-CA-CB	-5.52	100.66	110.60
1	h1	137	GLY	O-C-N	-5.52	113.86	122.70
1	ha	150	ILE	O-C-N	-5.52	113.86	122.70
1	hi	195	ASN	CB-CA-C	5.52	121.44	110.40
1	hx	162	ARG	CB-CA-C	-5.52	99.36	110.40
1	hP	162	ARG	NH1-CZ-NH2	-5.52	113.33	119.40
1	1T	164	TYR	CB-CG-CD2	-5.52	117.69	121.00
1	j9	60	GLY	O-C-N	-5.52	113.81	123.20
1	ja	159	GLU	O-C-N	-5.52	110.61	121.10
1	jk	183	ASN	CB-CA-C	-5.52	99.36	110.40
1	jH	145	TYR	CB-CG-CD1	-5.52	117.69	121.00
1	1Y	213	GLU	OE1-CD-OE2	-5.52	116.67	123.30
1	kj	229	ARG	NE-CZ-NH1	5.52	123.06	120.30
1	l1	218	CYS	O-C-N	-5.52	113.86	122.70
1	lz	75	GLU	N-CA-CB	5.52	120.54	110.60
1	lQ	117	TRP	CD1-CG-CD2	5.52	110.72	106.30
1	2h	117	TRP	CE2-CD2-CG	-5.52	102.88	107.30
1	2R	119	THR	N-CA-CB	5.52	120.80	110.30
1	2W	186	THR	CA-CB-CG2	-5.52	104.67	112.40
1	39	168	PHE	CG-CD1-CE1	5.52	126.87	120.80
1	3H	125	PRO	O-C-N	-5.52	113.86	122.70
1	4E	167	ARG	NH1-CZ-NH2	-5.52	113.33	119.40
1	4H	145	TYR	CB-CG-CD1	-5.52	117.69	121.00
1	4Q	26	VAL	CA-CB-CG1	-5.52	102.62	110.90
1	4T	76	GLU	O-C-N	-5.52	113.86	122.70
1	59	190	LEU	CB-CG-CD1	5.52	120.39	111.00
1	5j	82	ARG	NH1-CZ-NH2	-5.52	113.33	119.40
1	5y	173	ARG	CA-CB-CG	5.52	125.55	113.40
1	5W	10	MET	CG-SD-CE	-5.52	91.36	100.20
1	61	214	MET	CG-SD-CE	-5.52	91.36	100.20

Continued on next page...

Continued from previous page...

Mol	Chain	Res	Type	Atoms	Z	Observed(°)	Ideal(°)
1	69	98	GLU	CA-CB-CG	-5.52	101.25	113.40
1	6L	97	ARG	NH1-CZ-NH2	-5.52	113.33	119.40
1	6M	173	ARG	NE-CZ-NH2	-5.52	117.54	120.30
1	70	97	ARG	NE-CZ-NH1	5.52	123.06	120.30
1	7h	218	CYS	N-CA-CB	5.52	120.54	110.60
1	7S	107	THR	N-CA-CB	5.52	120.79	110.30
1	8C	221	VAL	CA-CB-CG1	5.52	119.18	110.90
1	8W	229	ARG	CD-NE-CZ	5.52	131.33	123.60
1	91	18	ARG	NE-CZ-NH2	5.52	123.06	120.30
1	95	59	VAL	CA-CB-CG1	5.52	119.18	110.90
1	9V	113	GLU	OE1-CD-OE2	5.52	129.93	123.30
1	9X	192	GLN	O-C-N	-5.52	113.86	122.70
1	aa	184	TRP	CD1-CG-CD2	-5.52	101.88	106.30
1	ac	162	ARG	CD-NE-CZ	5.52	131.33	123.60
1	18	179	GLN	N-CA-C	5.52	125.91	111.00
1	bL	126	VAL	CA-CB-CG2	-5.52	102.62	110.90
1	1b	205	LEU	O-C-N	-5.52	113.81	123.20
1	c6	66	MET	CG-SD-CE	-5.52	91.36	100.20
1	cf	130	TYR	CB-CG-CD1	5.52	124.31	121.00
1	cy	215	MET	CA-CB-CG	5.52	122.69	113.30
1	cK	207	PRO	CA-C-N	5.52	129.35	117.20
1	di	169	TYR	CG-CD2-CE2	-5.52	116.88	121.30
1	dt	205	LEU	O-C-N	-5.52	113.81	123.20
1	1l	164	TYR	CB-CG-CD2	5.52	124.31	121.00
1	dN	105	ALA	C-N-CA	5.52	133.90	122.30
1	dT	80	TRP	CD1-CG-CD2	-5.52	101.88	106.30
1	eb	58	THR	CA-CB-CG2	-5.52	104.67	112.40
1	ed	198	CYS	O-C-N	-5.52	113.86	122.70
1	1w	74	ASN	N-CA-CB	-5.52	100.66	110.60
1	fy	172	LEU	O-C-N	-5.52	113.86	122.70
1	fB	111	LEU	C-N-CA	5.52	135.51	121.70
1	f	178	SER	N-CA-CB	5.52	118.78	110.50
1	l	96	MET	N-CA-CB	5.52	120.54	110.60
1	p	133	TRP	CE2-CD2-CG	-5.52	102.88	107.30
1	Q	80	TRP	CB-CG-CD2	-5.52	119.42	126.60
1	hW	230	VAL	O-C-N	-5.52	113.87	122.70
1	ij	221	VAL	C-N-CA	5.52	133.89	122.30
1	ix	97	ARG	NH1-CZ-NH2	-5.52	113.33	119.40
1	iI	123	PRO	N-CA-CB	5.52	109.92	103.30
1	iV	214	MET	CG-SD-CE	-5.52	91.37	100.20
1	k5	173	ARG	NE-CZ-NH2	-5.52	117.54	120.30
1	kj	145	TYR	CZ-CE2-CD2	-5.52	114.83	119.80

Continued on next page...

Continued from previous page...

Mol	Chain	Res	Type	Atoms	Z	Observed(°)	Ideal(°)
1	2l	65	ALA	N-CA-CB	-5.52	102.37	110.10
1	2I	100	ARG	NE-CZ-NH1	-5.52	117.54	120.30
1	3b	78	ALA	CB-CA-C	5.52	118.38	110.10
1	3d	207	PRO	N-CA-CB	-5.52	96.53	102.60
1	3v	117	TRP	NE1-CE2-CD2	5.52	112.82	107.30
1	4r	26	VAL	CG1-CB-CG2	-5.52	102.07	110.90
1	53	164	TYR	CB-CG-CD2	5.52	124.31	121.00
1	5o	27	VAL	CG1-CB-CG2	-5.52	102.07	110.90
1	5M	24	VAL	O-C-N	-5.52	113.87	122.70
1	6T	103	ASP	CB-CG-OD2	5.52	123.27	118.30
1	7s	2	ILE	N-CA-CB	5.52	123.50	110.80
1	7C	121	ASN	O-C-N	-5.52	110.61	121.10
1	8g	221	VAL	CA-CB-CG1	5.52	119.18	110.90
1	96	143	ARG	CD-NE-CZ	5.52	131.33	123.60
1	aT	45	GLU	OE1-CD-OE2	-5.52	116.67	123.30
1	b0	216	THR	N-CA-CB	5.52	120.79	110.30
1	bi	134	ILE	CA-CB-CG1	-5.52	100.51	111.00
1	bB	58	THR	CA-CB-CG2	5.52	120.13	112.40
1	ck	27	VAL	CA-CB-CG1	5.52	119.18	110.90
1	d6	154	ARG	CD-NE-CZ	5.52	131.33	123.60
1	eb	55	MET	CG-SD-CE	-5.52	91.37	100.20
1	0	2	ILE	O-C-N	-5.52	113.87	122.70
1	d	23	TRP	CE2-CD2-CG	-5.52	102.88	107.30
1	g9	99	PRO	N-CD-CG	5.52	111.48	103.20
1	1C	44	SER	O-C-N	-5.52	113.87	122.70
1	gF	224	PRO	N-CA-CB	5.52	109.92	103.30
1	gX	215	MET	CG-SD-CE	-5.52	91.37	100.20
1	hf	163	ASP	N-CA-CB	5.52	120.53	110.60
1	hE	145	TYR	CG-CD2-CE2	-5.52	116.88	121.30
1	hG	75	GLU	OE1-CD-OE2	-5.52	116.68	123.30
1	hR	133	TRP	CD1-NE1-CE2	5.52	113.97	109.00
1	iw	173	ARG	NE-CZ-NH2	-5.52	117.54	120.30
1	iL	164	TYR	CB-CG-CD1	5.52	124.31	121.00
1	jx	82	ARG	NE-CZ-NH2	-5.52	117.54	120.30
1	jT	132	ARG	CG-CD-NE	-5.52	100.21	111.80
1	k7	31	ALA	O-C-N	-5.52	113.87	122.70
1	2l	204	ALA	N-CA-CB	-5.52	102.37	110.10
1	kT	58	THR	OG1-CB-CG2	-5.52	97.31	110.00
1	l4	109	SER	N-CA-CB	5.52	118.78	110.50
1	2b	117	TRP	CG-CD1-NE1	-5.52	104.58	110.10
1	2p	142	VAL	CA-CB-CG1	5.52	119.18	110.90
1	3k	85	PRO	N-CA-CB	5.52	109.92	103.30

Continued on next page...

Continued from previous page...

Mol	Chain	Res	Type	Atoms	Z	Observed(°)	Ideal(°)
1	3v	105	ALA	N-CA-CB	-5.52	102.37	110.10
1	3L	80	TRP	CA-CB-CG	5.52	124.19	113.70
1	4k	132	ARG	NH1-CZ-NH2	-5.52	113.33	119.40
1	5d	191	VAL	CG1-CB-CG2	-5.52	102.07	110.90
1	5h	104	ILE	N-CA-CB	-5.52	98.10	110.80
1	5O	82	ARG	N-CA-CB	-5.52	100.67	110.60
1	7u	2	ILE	O-C-N	-5.52	113.87	122.70
1	7P	130	TYR	CD1-CE1-CZ	5.52	124.77	119.80
1	8C	132	ARG	NH1-CZ-NH2	-5.52	113.33	119.40
1	9a	132	ARG	NE-CZ-NH2	-5.52	117.54	120.30
1	9q	39	MET	CG-SD-CE	-5.52	91.37	100.20
1	9r	2	ILE	CA-C-O	5.52	131.69	120.10
1	9y	184	TRP	CB-CG-CD2	5.52	133.78	126.60
1	9T	185	MET	CG-SD-CE	5.52	109.03	100.20
1	9V	161	PHE	CB-CG-CD2	5.52	124.66	120.80
1	a5	160	PRO	N-CA-C	5.52	126.45	112.10
1	ad	86	VAL	CG1-CB-CG2	-5.52	102.07	110.90
1	ah	105	ALA	N-CA-CB	-5.52	102.37	110.10
1	aw	169	TYR	CZ-CE2-CD2	-5.52	114.83	119.80
1	b2	167	ARG	NH1-CZ-NH2	-5.52	113.33	119.40
1	bv	80	TRP	CA-CB-CG	5.52	124.19	113.70
1	cc	143	ARG	NE-CZ-NH2	-5.52	117.54	120.30
1	cO	165	VAL	CA-C-N	5.52	129.34	117.20
1	dm	24	VAL	O-C-N	-5.52	113.87	122.70
1	dA	58	THR	OG1-CB-CG2	-5.52	97.30	110.00
1	dF	88	ALA	CB-CA-C	-5.52	101.82	110.10
1	ev	54	THR	OG1-CB-CG2	-5.52	97.31	110.00
1	fg	148	THR	N-CA-CB	5.52	120.79	110.30
1	fN	174	ALA	N-CA-CB	5.52	117.83	110.10
1	k	36	VAL	CA-CB-CG2	-5.52	102.62	110.90
1	R	162	ARG	NE-CZ-NH1	-5.52	117.54	120.30
1	T	67	GLN	CB-CG-CD	-5.52	97.25	111.60
1	he	80	TRP	CB-CG-CD2	5.52	133.77	126.60
1	1Q	5	ASN	N-CA-CB	-5.52	100.67	110.60
1	1S	100	ARG	NE-CZ-NH1	5.52	123.06	120.30
1	j1	113	GLU	OE1-CD-OE2	-5.52	116.68	123.30
1	ja	163	ASP	CB-CG-OD2	5.52	123.27	118.30
1	ji	126	VAL	CG1-CB-CG2	-5.52	102.07	110.90
1	jN	46	GLY	O-C-N	-5.52	113.87	122.70
1	jP	133	TRP	NE1-CE2-CD2	-5.52	101.78	107.30
1	k5	143	ARG	NE-CZ-NH1	5.52	123.06	120.30
1	kf	68	MET	CG-SD-CE	-5.52	91.37	100.20

Continued on next page...

Continued from previous page...

Mol	Chain	Res	Type	Atoms	Z	Observed(°)	Ideal(°)
1	kx	168	PHE	CB-CG-CD2	-5.52	116.94	120.80
1	ld	66	MET	N-CA-CB	5.52	120.53	110.60
1	2s	169	TYR	CG-CD2-CE2	-5.52	116.89	121.30
1	2z	48	THR	CA-CB-CG2	-5.52	104.67	112.40
1	3O	229	ARG	NE-CZ-NH1	5.52	123.06	120.30
1	4A	163	ASP	CB-CG-OD2	-5.52	113.33	118.30
1	56	211	LEU	N-CA-CB	-5.52	99.37	110.40
1	7M	117	TRP	CB-CG-CD2	-5.52	119.43	126.60
1	7Q	154	ARG	NE-CZ-NH1	5.52	123.06	120.30
1	7R	168	PHE	O-C-N	-5.52	113.87	122.70
1	7T	218	CYS	O-C-N	-5.52	113.87	122.70
1	95	33	SER	O-C-N	-5.52	110.61	121.10
1	99	184	TRP	CE3-CZ3-CH2	5.52	127.27	121.20
1	9w	128	GLU	OE1-CD-OE2	-5.52	116.68	123.30
1	a0	66	MET	CG-SD-CE	-5.52	91.37	100.20
1	aJ	68	MET	CG-SD-CE	-5.52	91.37	100.20
1	aT	172	LEU	CB-CG-CD1	-5.52	101.62	111.00
1	bJ	23	TRP	CD1-NE1-CE2	5.52	113.97	109.00
1	c5	113	GLU	OE1-CD-OE2	-5.52	116.68	123.30
1	ca	149	SER	N-CA-CB	5.52	118.78	110.50
1	cc	97	ARG	O-C-N	-5.52	113.87	122.70
1	d1	225	GLY	O-C-N	-5.52	113.87	122.70
1	d8	29	GLU	CA-CB-CG	5.52	125.54	113.40
1	dF	41	SER	O-C-N	-5.52	113.87	122.70
1	eu	151	LEU	CB-CG-CD2	5.52	120.38	111.00
1	f9	40	PHE	CD1-CE1-CZ	-5.52	113.48	120.10
1	fa	27	VAL	CA-CB-CG2	-5.52	102.62	110.90
1	fk	24	VAL	N-CA-CB	5.52	123.64	111.50
1	0	92	GLU	O-C-N	-5.52	110.62	121.10
1	F	229	ARG	NE-CZ-NH1	5.52	123.06	120.30
1	O	169	TYR	CB-CG-CD1	-5.52	117.69	121.00
1	gm	168	PHE	CB-CG-CD1	-5.52	116.94	120.80
1	hN	18	ARG	NE-CZ-NH2	-5.52	117.54	120.30
1	io	86	VAL	CG1-CB-CG2	-5.52	102.08	110.90
1	kt	31	ALA	CB-CA-C	5.52	118.37	110.10
1	kH	152	ASP	CB-CG-OD2	-5.52	113.34	118.30
1	kZ	215	MET	CG-SD-CE	5.52	109.03	100.20
1	lt	99	PRO	N-CA-C	5.52	126.44	112.10
1	lv	100	ARG	NE-CZ-NH1	5.52	123.06	120.30
1	2c	169	TYR	CB-CG-CD1	5.52	124.31	121.00
1	3L	162	ARG	NE-CZ-NH2	-5.52	117.54	120.30
1	4C	69	LEU	O-C-N	-5.52	113.88	122.70

Continued on next page...

Continued from previous page...

Mol	Chain	Res	Type	Atoms	Z	Observed(°)	Ideal(°)
1	59	67	GLN	O-C-N	-5.52	113.87	122.70
1	5J	146	SER	N-CA-CB	5.52	118.77	110.50
1	6c	81	ASP	CB-CG-OD2	-5.52	113.34	118.30
1	6t	119	THR	O-C-N	-5.52	113.88	122.70
1	8u	15	ILE	CA-CB-CG1	5.52	121.48	111.00
1	9o	173	ARG	NH1-CZ-NH2	-5.52	113.33	119.40
1	9z	168	PHE	CB-CG-CD1	5.52	124.66	120.80
1	9K	201	ILE	O-C-N	-5.52	113.87	122.70
1	c6	162	ARG	CG-CD-NE	-5.52	100.22	111.80
1	d8	169	TYR	CB-CG-CD2	-5.52	117.69	121.00
1	e3	168	PHE	CZ-CE2-CD2	-5.52	113.48	120.10
1	eo	173	ARG	NE-CZ-NH1	5.52	123.06	120.30
1	fe	214	MET	CG-SD-CE	-5.52	91.37	100.20
1	fk	228	ALA	N-CA-CB	5.52	117.82	110.10
1	fl	32	PHE	C-N-CA	5.52	135.49	121.70
1	ga	119	THR	O-C-N	-5.51	113.88	122.70
1	gg	229	ARG	NE-CZ-NH2	-5.51	117.54	120.30
1	gJ	154	ARG	NH1-CZ-NH2	-5.51	113.33	119.40
1	iw	78	ALA	CB-CA-C	-5.51	101.83	110.10
1	iW	191	VAL	O-C-N	-5.51	113.88	122.70
1	ji	215	MET	CG-SD-CE	-5.51	91.38	100.20
1	kr	184	TRP	CE2-CD2-CG	-5.51	102.89	107.30
1	kv	100	ARG	CG-CD-NE	-5.51	100.22	111.80
1	kx	75	GLU	CB-CA-C	-5.51	99.37	110.40
1	26	10	MET	C-N-CA	5.51	135.49	121.70
1	lz	103	ASP	CB-CG-OD1	5.51	123.26	118.30
1	lK	48	THR	CA-CB-CG2	-5.51	104.68	112.40
1	3j	166	ASP	CB-CG-OD1	5.51	123.26	118.30
1	3x	196	PRO	N-CA-C	5.51	126.44	112.10
1	3Z	100	ARG	NE-CZ-NH2	-5.51	117.54	120.30
1	49	186	THR	CA-CB-OG1	5.51	120.58	109.00
1	4R	148	THR	CA-CB-CG2	-5.51	104.68	112.40
1	5t	148	THR	O-C-N	-5.51	113.88	122.70
1	5w	39	MET	N-CA-CB	-5.51	100.68	110.60
1	5x	111	LEU	CB-CA-C	5.51	120.68	110.20
1	6f	163	ASP	CB-CG-OD2	-5.51	113.34	118.30
1	6m	130	TYR	CB-CG-CD1	-5.51	117.69	121.00
1	6F	96	MET	CG-SD-CE	-5.51	91.38	100.20
1	7w	130	TYR	CG-CD2-CE2	-5.51	116.89	121.30
1	7Y	145	TYR	CD1-CE1-CZ	5.51	124.76	119.80
1	82	130	TYR	CB-CG-CD2	-5.51	117.69	121.00
1	84	213	GLU	OE1-CD-OE2	-5.51	116.68	123.30

Continued on next page...

Continued from previous page...

Mol	Chain	Res	Type	Atoms	Z	Observed(°)	Ideal(°)
1	90	162	ARG	NE-CZ-NH1	5.51	123.06	120.30
1	9m	96	MET	CG-SD-CE	-5.51	91.38	100.20
1	9x	162	ARG	NE-CZ-NH1	5.51	123.06	120.30
1	9X	202	LEU	CB-CG-CD1	5.51	120.37	111.00
1	ae	131	LYS	O-C-N	-5.51	113.88	122.70
1	ak	84	HIS	CB-CA-C	-5.51	99.37	110.40
1	1d	185	MET	CG-SD-CE	-5.51	91.38	100.20
1	cW	28	GLU	OE1-CD-OE2	-5.51	116.68	123.30
1	dt	20	LEU	O-C-N	-5.51	113.88	122.70
1	du	154	ARG	NH1-CZ-NH2	-5.51	113.33	119.40
1	e4	18	ARG	NE-CZ-NH2	-5.51	117.54	120.30
1	e9	144	MET	CG-SD-CE	-5.51	91.38	100.20
1	eR	117	TRP	NE1-CE2-CZ2	-5.51	124.33	130.40
1	fb	128	GLU	CB-CA-C	-5.51	99.37	110.40
1	1D	159	GLU	O-C-N	-5.51	110.63	121.10
1	gZ	88	ALA	N-CA-CB	5.51	117.82	110.10
1	1I	100	ARG	NE-CZ-NH1	-5.51	117.54	120.30
1	hR	80	TRP	CE2-CD2-CG	-5.51	102.89	107.30
1	hW	73	ILE	O-C-N	-5.51	113.88	122.70
1	jN	172	LEU	O-C-N	-5.51	113.88	122.70
1	kG	221	VAL	CA-CB-CG2	-5.51	102.63	110.90
1	kQ	149	SER	N-CA-CB	5.51	118.77	110.50
1	2T	54	THR	CA-CB-CG2	5.51	120.12	112.40
1	3d	3	VAL	CG1-CB-CG2	-5.51	102.08	110.90
1	3x	36	VAL	CA-CB-CG1	-5.51	102.63	110.90
1	4u	132	ARG	NH1-CZ-NH2	-5.51	113.33	119.40
1	5p	82	ARG	CG-CD-NE	-5.51	100.22	111.80
1	5Z	161	PHE	CB-CG-CD1	5.51	124.66	120.80
1	7b	51	ASP	CB-CG-OD1	5.51	123.26	118.30
1	7k	146	SER	CA-C-O	-5.51	108.52	120.10
1	9A	69	LEU	CB-CG-CD2	-5.51	101.63	111.00
1	9L	173	ARG	NE-CZ-NH1	5.51	123.06	120.30
1	10	121	ASN	N-CA-CB	5.51	120.52	110.60
1	bq	139	ASN	CA-C-O	5.51	131.68	120.10
1	ed	209	ALA	O-C-N	-5.51	113.88	122.70
1	eC	55	MET	N-CA-CB	5.51	120.52	110.60
1	fv	215	MET	CG-SD-CE	-5.51	91.38	100.20
1	b	100	ARG	NE-CZ-NH2	-5.51	117.54	120.30
1	I	128	GLU	OE1-CD-OE2	-5.51	116.69	123.30
1	M	48	THR	CA-CB-CG2	-5.51	104.68	112.40
1	gt	213	GLU	CA-CB-CG	5.51	125.52	113.40
1	gz	36	VAL	CA-CB-CG1	-5.51	102.63	110.90

Continued on next page...

Continued from previous page...

Mol	Chain	Res	Type	Atoms	Z	Observed(°)	Ideal(°)
1	gK	143	ARG	NE-CZ-NH2	5.51	123.06	120.30
1	h2	56	LEU	CB-CG-CD2	5.51	120.37	111.00
1	ha	97	ARG	NE-CZ-NH2	-5.51	117.54	120.30
1	hA	23	TRP	CA-CB-CG	5.51	124.17	113.70
1	i1	155	GLN	O-C-N	-5.51	113.83	123.20
1	if	32	PHE	CA-CB-CG	-5.51	100.67	113.90
1	it	180	GLU	OE1-CD-OE2	-5.51	116.69	123.30
1	jR	4	GLN	O-C-N	-5.51	113.88	122.70
1	k1	231	LEU	CB-CG-CD2	5.51	120.37	111.00
1	kc	162	ARG	NH1-CZ-NH2	5.51	125.46	119.40
1	ke	143	ARG	NE-CZ-NH2	5.51	123.06	120.30
1	kv	204	ALA	N-CA-CB	-5.51	102.38	110.10
1	l0	23	TRP	CH2-CZ2-CE2	-5.51	111.89	117.40
1	l2	184	TRP	CB-CG-CD2	5.51	133.76	126.60
1	lg	23	TRP	CG-CD1-NE1	-5.51	104.59	110.10
1	lq	114	GLN	N-CA-CB	-5.51	100.68	110.60
1	lC	88	ALA	N-CA-CB	-5.51	102.38	110.10
1	lM	193	ASN	O-C-N	-5.51	113.88	122.70
1	2e	184	TRP	CG-CD2-CE3	-5.51	128.94	133.90
1	2G	62	HIS	O-C-N	-5.51	113.88	122.70
1	3g	118	MET	CG-SD-CE	-5.51	91.38	100.20
1	3h	161	PHE	CG-CD2-CE2	-5.51	114.74	120.80
1	3C	173	ARG	CD-NE-CZ	5.51	131.32	123.60
1	4g	133	TRP	CB-CG-CD1	5.51	134.16	127.00
1	4v	176	GLN	O-C-N	-5.51	113.88	122.70
1	4w	130	TYR	CB-CG-CD2	-5.51	117.69	121.00
1	5e	117	TRP	NE1-CE2-CD2	5.51	112.81	107.30
1	5e	143	ARG	C-N-CA	5.51	135.48	121.70
1	5f	51	ASP	CB-CG-OD1	5.51	123.26	118.30
1	64	162	ARG	NH1-CZ-NH2	-5.51	113.34	119.40
1	65	29	GLU	OE1-CD-OE2	-5.51	116.69	123.30
1	66	138	LEU	CA-CB-CG	5.51	127.98	115.30
1	69	100	ARG	NE-CZ-NH1	-5.51	117.54	120.30
1	6D	40	PHE	CB-CG-CD1	-5.51	116.94	120.80
1	7u	167	ARG	NE-CZ-NH1	5.51	123.06	120.30
1	8a	152	ASP	CB-CG-OD2	-5.51	113.34	118.30
1	8t	58	THR	OG1-CB-CG2	-5.51	97.33	110.00
1	95	162	ARG	NE-CZ-NH1	5.51	123.06	120.30
1	Z	169	TYR	CB-CG-CD1	-5.51	117.69	121.00
1	aC	198	CYS	CA-CB-SG	5.51	123.92	114.00
1	cD	125	PRO	N-CA-CB	-5.51	96.54	102.60
1	d0	62	HIS	O-C-N	-5.51	113.88	122.70

Continued on next page...

Continued from previous page...

Mol	Chain	Res	Type	Atoms	Z	Observed(°)	Ideal(°)
1	d4	130	TYR	CB-CG-CD1	5.51	124.31	121.00
1	dL	203	LYS	O-C-N	-5.51	113.88	122.70
1	eR	169	TYR	CZ-CE2-CD2	5.51	124.76	119.80
1	f7	66	MET	CG-SD-CE	5.51	109.02	100.20
1	fI	135	ILE	O-C-N	-5.51	113.88	122.70
1	gx	90	PRO	N-CD-CG	5.51	111.47	103.20
1	gR	149	SER	N-CA-CB	5.51	118.76	110.50
1	i3	163	ASP	CB-CG-OD1	5.51	123.26	118.30
1	iH	82	ARG	NE-CZ-NH1	5.51	123.05	120.30
1	jf	6	LEU	O-C-N	-5.51	113.88	122.70
1	jh	65	ALA	CB-CA-C	-5.51	101.84	110.10
1	lI	68	MET	CG-SD-CE	-5.51	91.39	100.20
1	lF	100	ARG	NE-CZ-NH2	5.51	123.06	120.30
1	2w	100	ARG	CA-C-N	5.51	127.22	116.20
1	2z	180	GLU	O-C-N	-5.51	113.89	122.70
1	2V	173	ARG	CG-CD-NE	-5.51	100.23	111.80
1	33	51	ASP	CB-CG-OD2	5.51	123.26	118.30
1	3f	173	ARG	NH1-CZ-NH2	-5.51	113.34	119.40
1	3f	213	GLU	O-C-N	-5.51	113.88	122.70
1	3i	165	VAL	CA-CB-CG1	5.51	119.17	110.90
1	3M	59	VAL	CA-CB-CG2	-5.51	102.64	110.90
1	4d	171	THR	CA-CB-OG1	5.51	120.57	109.00
1	4Z	145	TYR	CG-CD1-CE1	-5.51	116.89	121.30
1	5H	120	HIS	CA-CB-CG	5.51	122.97	113.60
1	5P	164	TYR	CD1-CG-CD2	-5.51	111.84	117.90
1	6j	164	TYR	CB-CG-CD2	-5.51	117.69	121.00
1	6B	142	VAL	CG1-CB-CG2	-5.51	102.08	110.90
1	6B	163	ASP	CB-CG-OD1	5.51	123.26	118.30
1	6W	169	TYR	CB-CA-C	-5.51	99.38	110.40
1	73	80	TRP	CB-CG-CD2	-5.51	119.44	126.60
1	7c	155	GLN	O-C-N	-5.51	113.83	123.20
1	7x	179	GLN	N-CA-CB	5.51	120.52	110.60
1	7y	164	TYR	CA-CB-CG	5.51	123.87	113.40
1	7C	79	GLU	CA-CB-CG	5.51	125.52	113.40
1	88	97	ARG	CD-NE-CZ	5.51	131.31	123.60
1	8k	143	ARG	NE-CZ-NH2	-5.51	117.55	120.30
1	8t	1	PRO	CA-N-CD	-5.51	103.79	111.50
1	8O	123	PRO	N-CD-CG	5.51	111.47	103.20
1	ax	117	TRP	CE2-CD2-CG	-5.51	102.89	107.30
1	13	184	TRP	CH2-CZ2-CE2	5.51	122.91	117.40
1	aS	58	THR	CA-CB-CG2	5.51	120.11	112.40
1	bc	100	ARG	NE-CZ-NH2	-5.51	117.55	120.30

Continued on next page...

Continued from previous page...

Mol	Chain	Res	Type	Atoms	Z	Observed(°)	Ideal(°)
1	bF	130	TYR	CZ-CE2-CD2	5.51	124.76	119.80
1	bG	81	ASP	CB-CG-OD1	5.51	123.26	118.30
1	li	117	TRP	CB-CG-CD2	-5.51	119.44	126.60
1	du	200	THR	N-CA-CB	5.51	120.77	110.30
1	dR	221	VAL	CA-CB-CG1	-5.51	102.64	110.90
1	e6	210	THR	N-CA-CB	5.51	120.77	110.30
1	eO	194	ALA	CB-CA-C	-5.51	101.84	110.10
1	eQ	19	THR	O-C-N	-5.51	113.88	122.70
1	f7	44	SER	N-CA-CB	5.51	118.76	110.50
1	f8	152	ASP	CB-CG-OD2	5.51	123.26	118.30
1	lz	100	ARG	C-N-CA	5.51	133.87	122.30
1	g2	194	ALA	O-C-N	-5.51	113.89	122.70
1	t	34	PRO	N-CA-CB	5.51	109.91	103.30
1	8	109	SER	N-CA-CB	5.51	118.77	110.50
1	hd	184	TRP	CB-CG-CD1	-5.51	119.84	127.00
1	iC	64	ALA	N-CA-CB	-5.51	102.39	110.10
1	iJ	92	GLU	OE1-CD-OE2	-5.51	116.69	123.30
1	iU	195	ASN	N-CA-CB	5.51	120.51	110.60
1	jf	173	ARG	CB-CA-C	5.51	121.42	110.40
1	lW	67	GLN	N-CA-CB	5.51	120.51	110.60
1	kW	148	THR	N-CA-CB	5.51	120.77	110.30
1	lM	88	ALA	N-CA-CB	-5.51	102.39	110.10
1	2Z	95	GLN	N-CA-CB	5.51	120.51	110.60
1	3T	132	ARG	NE-CZ-NH2	-5.51	117.55	120.30
1	66	58	THR	OG1-CB-CG2	-5.51	97.33	110.00
1	6j	24	VAL	CA-CB-CG2	-5.51	102.64	110.90
1	6N	126	VAL	CA-CB-CG1	5.51	119.16	110.90
1	7y	199	LYS	O-C-N	-5.51	113.89	122.70
1	7A	23	TRP	CB-CG-CD2	-5.51	119.44	126.60
1	8B	10	MET	CG-SD-CE	-5.51	91.39	100.20
1	8N	80	TRP	CB-CG-CD2	-5.51	119.44	126.60
1	8Y	34	PRO	O-C-N	-5.51	113.89	122.70
1	aI	23	TRP	NE1-CE2-CD2	5.51	112.81	107.30
1	bu	133	TRP	CB-CG-CD2	-5.51	119.44	126.60
1	c0	40	PHE	CB-CG-CD2	5.51	124.66	120.80
1	c0	165	VAL	CG1-CB-CG2	-5.51	102.09	110.90
1	cw	173	ARG	CG-CD-NE	-5.51	100.23	111.80
1	dD	209	ALA	N-CA-C	5.51	125.87	111.00
1	eF	164	TYR	CG-CD2-CE2	-5.51	116.89	121.30
1	1s	162	ARG	NH1-CZ-NH2	-5.51	113.34	119.40
1	b	15	ILE	CA-CB-CG1	5.51	121.47	111.00
1	b	23	TRP	CB-CG-CD1	-5.51	119.84	127.00

Continued on next page...

Continued from previous page...

Mol	Chain	Res	Type	Atoms	Z	Observed(°)	Ideal(°)
1	gI	185	MET	N-CA-CB	-5.51	100.69	110.60
1	gI	229	ARG	CA-CB-CG	5.51	125.51	113.40
1	hr	164	TYR	N-CA-CB	5.51	120.51	110.60
1	hw	229	ARG	NE-CZ-NH2	-5.51	117.55	120.30
1	il	81	ASP	CB-CG-OD1	5.51	123.25	118.30
1	iR	103	ASP	CB-CG-OD2	-5.51	113.34	118.30
1	jm	151	LEU	CB-CA-C	-5.51	99.74	110.20
1	jn	229	ARG	NE-CZ-NH2	-5.51	117.55	120.30
1	kq	136	LEU	CB-CA-C	5.51	120.66	110.20
1	lI	180	GLU	OE1-CD-OE2	5.51	129.91	123.30
1	lf	80	TRP	CD1-NE1-CE2	5.51	113.96	109.00
1	lp	10	MET	CG-SD-CE	-5.51	91.39	100.20
1	2q	145	TYR	CB-CG-CD2	-5.51	117.70	121.00
1	2G	161	PHE	CD1-CE1-CZ	5.51	126.71	120.10
1	3m	12	HIS	O-C-N	-5.51	113.89	122.70
1	3t	23	TRP	CB-CG-CD1	-5.51	119.84	127.00
1	3T	167	ARG	NH1-CZ-NH2	5.51	125.46	119.40
1	65	132	ARG	CD-NE-CZ	5.51	131.31	123.60
1	6F	18	ARG	NE-CZ-NH2	-5.51	117.55	120.30
1	7a	113	GLU	OE1-CD-OE2	-5.51	116.69	123.30
1	7E	72	THR	CA-CB-CG2	5.51	120.11	112.40
1	7N	66	MET	CG-SD-CE	-5.51	91.39	100.20
1	8w	190	LEU	CB-CG-CD2	-5.51	101.64	111.00
1	ab	177	ALA	N-CA-CB	5.51	117.81	110.10
1	ap	186	THR	N-CA-CB	5.51	120.76	110.30
1	aX	154	ARG	CG-CD-NE	-5.51	100.23	111.80
1	aZ	193	ASN	CB-CA-C	-5.51	99.39	110.40
1	b1	145	TYR	CB-CG-CD2	-5.51	117.70	121.00
1	bt	82	ARG	O-C-N	-5.51	113.89	122.70
1	c6	188	THR	CA-CB-CG2	5.51	120.11	112.40
1	ck	26	VAL	CA-CB-CG1	5.51	119.16	110.90
1	cS	14	ALA	N-CA-CB	-5.51	102.39	110.10
1	d4	213	GLU	OE1-CD-OE2	-5.51	116.69	123.30
1	ep	191	VAL	CA-CB-CG1	-5.51	102.64	110.90
1	eq	161	PHE	CA-CB-CG	5.51	127.11	113.90
1	eO	174	ALA	N-CA-CB	-5.51	102.39	110.10
1	eQ	216	THR	CB-CA-C	-5.51	96.73	111.60
1	f0	132	ARG	NE-CZ-NH1	5.51	123.05	120.30
1	fi	177	ALA	N-CA-CB	-5.51	102.39	110.10
1	fl	73	ILE	O-C-N	-5.51	113.89	122.70
1	fp	173	ARG	NE-CZ-NH2	-5.51	117.55	120.30
1	fJ	23	TRP	CE2-CD2-CG	5.51	111.70	107.30

Continued on next page...

Continued from previous page...

Mol	Chain	Res	Type	Atoms	Z	Observed(°)	Ideal(°)
1	1z	23	TRP	CB-CG-CD1	-5.51	119.84	127.00
1	g3	32	PHE	CG-CD1-CE1	5.51	126.86	120.80
1	o	47	ALA	CB-CA-C	5.51	118.36	110.10
1	u	83	LEU	CB-CG-CD2	-5.51	101.64	111.00
1	h5	130	TYR	CB-CG-CD2	-5.50	117.70	121.00
1	ht	131	LYS	CA-CB-CG	5.50	125.51	113.40
1	hB	132	ARG	NH1-CZ-NH2	-5.50	113.34	119.40
1	hL	147	PRO	N-CA-CB	-5.50	96.55	102.60
1	hW	107	THR	CA-CB-CG2	-5.50	104.69	112.40
1	io	64	ALA	CB-CA-C	5.50	118.36	110.10
1	jl	29	GLU	N-CA-C	5.50	125.86	111.00
1	jJ	186	THR	OG1-CB-CG2	-5.50	97.34	110.00
1	21	130	TYR	CB-CG-CD2	-5.50	117.70	121.00
1	22	168	PHE	CG-CD2-CE2	-5.50	114.75	120.80
1	2M	133	TRP	CH2-CZ2-CE2	5.50	122.91	117.40
1	4N	218	CYS	CA-CB-SG	-5.50	104.09	114.00
1	5q	117	TRP	CB-CG-CD2	5.50	133.76	126.60
1	7n	67	GLN	CG-CD-OE1	5.50	132.61	121.60
1	7u	185	MET	CA-CB-CG	5.50	122.66	113.30
1	7y	74	ASN	CB-CG-OD1	5.50	132.61	121.60
1	7B	215	MET	CG-SD-CE	-5.50	91.39	100.20
1	89	72	THR	OG1-CB-CG2	-5.50	97.34	110.00
1	9m	80	TRP	CB-CG-CD1	-5.50	119.84	127.00
1	9P	164	TYR	CG-CD1-CE1	-5.50	116.90	121.30
1	ao	18	ARG	NE-CZ-NH1	5.50	123.05	120.30
1	bb	187	GLU	O-C-N	-5.50	113.89	122.70
1	bx	26	VAL	O-C-N	-5.50	113.89	122.70
1	cE	50	GLN	CB-CG-CD	5.50	125.91	111.60
1	dr	164	TYR	CD1-CG-CD2	5.50	123.96	117.90
1	dC	92	GLU	OE1-CD-OE2	-5.50	116.69	123.30
1	dI	72	THR	CA-CB-CG2	-5.50	104.69	112.40
1	dI	200	THR	O-C-N	-5.50	113.89	122.70
1	eE	26	VAL	CA-CB-CG1	5.50	119.16	110.90
1	f3	169	TYR	CB-CG-CD2	5.50	124.30	121.00
1	z	131	LYS	CA-CB-CG	5.50	125.51	113.40
1	1F	145	TYR	CZ-CE2-CD2	-5.50	114.85	119.80
1	hb	100	ARG	NE-CZ-NH2	-5.50	117.55	120.30
1	hi	12	HIS	O-C-N	-5.50	113.90	122.70
1	hn	144	MET	CA-CB-CG	-5.50	103.95	113.30
1	hp	109	SER	C-N-CA	5.50	135.46	121.70
1	hL	14	ALA	N-CA-CB	-5.50	102.39	110.10
1	iW	161	PHE	CB-CG-CD2	-5.50	116.95	120.80

Continued on next page...

Continued from previous page...

Mol	Chain	Res	Type	Atoms	Z	Observed(°)	Ideal(°)
1	iY	42	ALA	CB-CA-C	5.50	118.36	110.10
1	j8	113	GLU	O-C-N	-5.50	113.89	122.70
1	jC	81	ASP	CB-CG-OD1	5.50	123.25	118.30
1	jP	82	ARG	N-CA-CB	5.50	120.51	110.60
1	kf	209	ALA	N-CA-C	5.50	125.86	111.00
1	ko	164	TYR	CB-CG-CD2	5.50	124.30	121.00
1	lf	26	VAL	CG1-CB-CG2	-5.50	102.09	110.90
1	2k	23	TRP	NE1-CE2-CZ2	5.50	136.45	130.40
1	3a	130	TYR	CD1-CE1-CZ	-5.50	114.85	119.80
1	3M	133	TRP	CH2-CZ2-CE2	-5.50	111.90	117.40
1	3N	133	TRP	CZ3-CH2-CZ2	-5.50	115.00	121.60
1	53	16	SER	N-CA-CB	5.50	118.75	110.50
1	5N	229	ARG	NE-CZ-NH2	-5.50	117.55	120.30
1	60	44	SER	O-C-N	-5.50	113.89	122.70
1	6k	157	PRO	CA-C-N	5.50	129.31	117.20
1	6C	87	HIS	N-CA-CB	-5.50	100.69	110.60
1	7z	198	CYS	O-C-N	-5.50	113.89	122.70
1	7W	163	ASP	CB-CG-OD2	5.50	123.25	118.30
1	83	129	ILE	O-C-N	-5.50	113.89	122.70
1	8E	26	VAL	O-C-N	-5.50	113.90	122.70
1	9J	174	ALA	N-CA-CB	-5.50	102.39	110.10
1	9U	71	GLU	O-C-N	-5.50	113.89	122.70
1	9Z	145	TYR	CB-CG-CD2	5.50	124.30	121.00
1	ae	32	PHE	CB-CG-CD2	-5.50	116.95	120.80
1	bu	214	MET	CG-SD-CE	-5.50	91.39	100.20
1	1b	169	TYR	CB-CG-CD2	5.50	124.30	121.00
1	cq	153	ILE	O-C-N	-5.50	113.89	122.70
1	dA	199	LYS	N-CA-CB	-5.50	100.69	110.60
1	e3	117	TRP	CG-CD1-NE1	-5.50	104.60	110.10
1	ep	162	ARG	NH1-CZ-NH2	-5.50	113.35	119.40
1	eA	113	GLU	O-C-N	-5.50	113.89	122.70
1	f0	11	VAL	O-C-N	-5.50	113.89	122.70
1	fA	51	ASP	CB-CG-OD1	-5.50	113.35	118.30
1	fM	188	THR	OG1-CB-CG2	-5.50	97.34	110.00
1	fS	169	TYR	CG-CD2-CE2	-5.50	116.90	121.30
1	b	29	GLU	O-C-N	-5.50	113.89	122.70
1	j	164	TYR	CG-CD1-CE1	-5.50	116.90	121.30
1	gA	173	ARG	NE-CZ-NH1	5.50	123.05	120.30
1	gU	184	TRP	CG-CD2-CE3	-5.50	128.95	133.90
1	h6	128	GLU	O-C-N	-5.50	113.90	122.70
1	hG	107	THR	CA-CB-CG2	5.50	120.10	112.40
1	ig	48	THR	O-C-N	-5.50	110.65	121.10

Continued on next page...

Continued from previous page...

Mol	Chain	Res	Type	Atoms	Z	Observed(°)	Ideal(°)
1	ih	213	GLU	OE1-CD-OE2	-5.50	116.70	123.30
1	1P	210	THR	CA-CB-CG2	-5.50	104.70	112.40
1	iu	5	ASN	CB-CG-OD1	5.50	132.60	121.60
1	iN	195	ASN	CB-CG-OD1	-5.50	110.60	121.60
1	1U	184	TRP	NE1-CE2-CZ2	-5.50	124.35	130.40
1	jQ	157	PRO	N-CA-CB	5.50	109.90	103.30
1	22	31	ALA	CB-CA-C	5.50	118.35	110.10
1	kP	18	ARG	CD-NE-CZ	5.50	131.30	123.60
1	lj	167	ARG	NH1-CZ-NH2	-5.50	113.35	119.40
1	3N	197	ASP	OD1-CG-OD2	-5.50	112.85	123.30
1	3R	73	ILE	CA-CB-CG2	5.50	121.90	110.90
1	57	229	ARG	NE-CZ-NH1	5.50	123.05	120.30
1	5M	191	VAL	CA-CB-CG2	5.50	119.15	110.90
1	6j	107	THR	CA-CB-CG2	-5.50	104.70	112.40
1	6m	167	ARG	NH1-CZ-NH2	-5.50	113.35	119.40
1	6B	186	THR	CA-CB-CG2	-5.50	104.70	112.40
1	6E	205	LEU	N-CA-C	5.50	125.86	111.00
1	6L	184	TRP	CB-CG-CD2	5.50	133.75	126.60
1	8h	145	TYR	CD1-CG-CD2	5.50	123.95	117.90
1	8z	144	MET	CG-SD-CE	-5.50	91.40	100.20
1	8I	143	ARG	N-CA-CB	-5.50	100.70	110.60
1	9g	161	PHE	CB-CG-CD1	-5.50	116.95	120.80
1	9M	45	GLU	N-CA-CB	-5.50	100.70	110.60
1	Z	168	PHE	CB-CG-CD2	-5.50	116.95	120.80
1	aj	59	VAL	CA-CB-CG1	5.50	119.15	110.90
1	at	189	LEU	O-C-N	-5.50	113.90	122.70
1	b3	209	ALA	N-CA-CB	5.50	117.80	110.10
1	bI	97	ARG	NH1-CZ-NH2	-5.50	113.35	119.40
1	bK	184	TRP	CB-CG-CD2	5.50	133.75	126.60
1	c4	82	ARG	CG-CD-NE	-5.50	100.25	111.80
1	cp	11	VAL	O-C-N	-5.50	113.90	122.70
1	ct	23	TRP	CD1-CG-CD2	-5.50	101.90	106.30
1	cw	177	ALA	N-CA-CB	-5.50	102.40	110.10
1	cJ	97	ARG	NE-CZ-NH1	-5.50	117.55	120.30
1	cN	117	TRP	N-CA-CB	-5.50	100.70	110.60
1	dQ	183	ASN	CB-CG-OD1	-5.50	110.60	121.60
1	eH	197	ASP	CB-CG-OD1	5.50	123.25	118.30
1	f9	200	THR	CA-CB-CG2	-5.50	104.70	112.40
1	fs	117	TRP	CH2-CZ2-CE2	-5.50	111.90	117.40
1	lz	105	ALA	CB-CA-C	-5.50	101.85	110.10
1	fX	40	PHE	O-C-N	-5.50	113.90	122.70
1	g1	154	ARG	CB-CA-C	-5.50	99.40	110.40

Continued on next page...

Continued from previous page...

Mol	Chain	Res	Type	Atoms	Z	Observed(°)	Ideal(°)
1	g2	81	ASP	CB-CG-OD1	5.50	123.25	118.30
1	y	80	TRP	CB-CG-CD2	5.50	133.75	126.60
1	C	163	ASP	CB-CG-OD2	5.50	123.25	118.30
1	K	23	TRP	CG-CD2-CE3	-5.50	128.95	133.90
1	K	166	ASP	CB-CG-OD2	-5.50	113.35	118.30
1	ga	18	ARG	NE-CZ-NH1	5.50	123.05	120.30
1	gf	16	SER	N-CA-CB	5.50	118.75	110.50
1	gf	45	GLU	OE1-CD-OE2	-5.50	116.70	123.30
1	gA	212	GLU	CA-C-N	5.50	129.30	117.20
1	hb	133	TRP	CD2-CE2-CZ2	5.50	128.90	122.30
1	jq	106	GLY	O-C-N	-5.50	113.90	122.70
1	jR	68	MET	CA-CB-CG	5.50	122.65	113.30
1	le	18	ARG	NE-CZ-NH1	5.50	123.05	120.30
1	lH	202	LEU	CA-C-O	5.50	131.65	120.10
1	2f	4	GLN	N-CA-CB	5.50	120.50	110.60
1	2g	52	LEU	CB-CG-CD2	5.50	120.35	111.00
1	2X	167	ARG	CG-CD-NE	-5.50	100.25	111.80
1	4R	27	VAL	CA-CB-CG2	-5.50	102.65	110.90
1	5r	166	ASP	CB-CG-OD2	5.50	123.25	118.30
1	6y	160	PRO	N-CA-CB	-5.50	96.55	102.60
1	7w	229	ARG	NH1-CZ-NH2	-5.50	113.35	119.40
1	a3	103	ASP	CB-CG-OD2	5.50	123.25	118.30
1	a9	113	GLU	OE1-CD-OE2	-5.50	116.70	123.30
1	cY	27	VAL	CG1-CB-CG2	-5.50	102.10	110.90
1	du	216	THR	CA-CB-CG2	-5.50	104.70	112.40
1	dX	164	TYR	CG-CD1-CE1	-5.50	116.90	121.30
1	lq	199	LYS	N-CA-C	5.50	125.85	111.00
1	es	184	TRP	CB-CG-CD1	5.50	134.15	127.00
1	fi	149	SER	O-C-N	-5.50	113.90	122.70
1	fl	40	PHE	CB-CG-CD1	5.50	124.65	120.80
1	q	15	ILE	O-C-N	-5.50	113.90	122.70
1	u	80	TRP	CB-CG-CD2	5.50	133.75	126.60
1	ga	191	VAL	CA-CB-CG2	-5.50	102.65	110.90
1	gF	76	GLU	OE1-CD-OE2	-5.50	116.70	123.30
1	h1	53	ASN	CA-CB-CG	-5.50	101.30	113.40
1	h7	166	ASP	CB-CG-OD2	5.50	123.25	118.30
1	hL	77	ALA	CB-CA-C	5.50	118.35	110.10
1	i5	105	ALA	O-C-N	-5.50	113.85	123.20
1	iK	167	ARG	NE-CZ-NH2	-5.50	117.55	120.30
1	iN	228	ALA	CB-CA-C	-5.50	101.85	110.10
1	jN	97	ARG	NH1-CZ-NH2	5.50	125.45	119.40
1	ky	173	ARG	NE-CZ-NH1	5.50	123.05	120.30

Continued on next page...

Continued from previous page...

Mol	Chain	Res	Type	Atoms	Z	Observed(°)	Ideal(°)
1	kF	173	ARG	NE-CZ-NH2	-5.50	117.55	120.30
1	kM	132	ARG	NH1-CZ-NH2	5.50	125.45	119.40
1	27	161	PHE	CB-CG-CD2	5.50	124.65	120.80
1	lz	145	TYR	CB-CG-CD2	-5.50	117.70	121.00
1	2s	229	ARG	CG-CD-NE	-5.50	100.25	111.80
1	2x	107	THR	O-C-N	-5.50	113.90	122.70
1	2z	229	ARG	NE-CZ-NH1	-5.50	117.55	120.30
1	2D	170	LYS	CB-CA-C	5.50	121.39	110.40
1	2J	178	SER	N-CA-CB	5.50	118.75	110.50
1	2P	161	PHE	CB-CG-CD1	-5.50	116.95	120.80
1	2W	81	ASP	N-CA-CB	-5.50	100.70	110.60
1	33	152	ASP	CB-CG-OD2	5.50	123.25	118.30
1	38	48	THR	CA-CB-CG2	-5.50	104.70	112.40
1	3v	118	MET	CG-SD-CE	-5.50	91.40	100.20
1	3D	107	THR	CA-CB-CG2	-5.50	104.70	112.40
1	3M	164	TYR	CZ-CE2-CD2	-5.50	114.85	119.80
1	3P	211	LEU	CB-CG-CD2	5.50	120.35	111.00
1	4C	159	GLU	OE1-CD-OE2	-5.50	116.70	123.30
1	4F	48	THR	CA-CB-OG1	5.50	120.55	109.00
1	4Q	145	TYR	CB-CG-CD1	-5.50	117.70	121.00
1	51	164	TYR	CB-CG-CD1	-5.50	117.70	121.00
1	6c	23	TRP	CH2-CZ2-CE2	-5.50	111.90	117.40
1	6q	175	GLU	OE1-CD-OE2	-5.50	116.70	123.30
1	6H	187	GLU	O-C-N	-5.50	113.90	122.70
1	6Q	133	TRP	CZ3-CH2-CZ2	-5.50	115.00	121.60
1	6Z	32	PHE	CB-CG-CD2	-5.50	116.95	120.80
1	72	143	ARG	NE-CZ-NH2	-5.50	117.55	120.30
1	7u	100	ARG	CD-NE-CZ	5.50	131.30	123.60
1	8i	164	TYR	CB-CG-CD2	-5.50	117.70	121.00
1	8y	32	PHE	CB-CG-CD2	-5.50	116.95	120.80
1	8N	133	TRP	NE1-CE2-CD2	-5.50	101.80	107.30
1	9R	118	MET	CG-SD-CE	-5.50	91.40	100.20
1	9Z	23	TRP	CE2-CD2-CG	-5.50	102.90	107.30
1	9Z	48	THR	N-CA-CB	5.50	120.75	110.30
1	at	100	ARG	O-C-N	-5.50	113.85	123.20
1	ay	107	THR	CA-CB-CG2	-5.50	104.70	112.40
1	aI	221	VAL	CA-CB-CG2	-5.50	102.65	110.90
1	aL	105	ALA	O-C-N	-5.50	113.85	123.20
1	aP	197	ASP	CB-CG-OD1	5.50	123.25	118.30
1	aY	97	ARG	CD-NE-CZ	5.50	131.30	123.60
1	bd	161	PHE	CB-CA-C	5.50	121.40	110.40
1	1a	166	ASP	CB-CG-OD2	-5.50	113.35	118.30

Continued on next page...

Continued from previous page...

Mol	Chain	Res	Type	Atoms	Z	Observed(°)	Ideal(°)
1	c4	187	GLU	OE1-CD-OE2	-5.50	116.70	123.30
1	1d	208	ALA	CB-CA-C	5.50	118.35	110.10
1	1f	126	VAL	CA-CB-CG2	5.50	119.15	110.90
1	cB	162	ARG	NE-CZ-NH1	5.50	123.05	120.30
1	cO	117	TRP	CB-CG-CD2	-5.50	119.45	126.60
1	d3	229	ARG	CD-NE-CZ	5.50	131.30	123.60
1	1i	145	TYR	CA-CB-CG	-5.50	102.95	113.40
1	de	228	ALA	O-C-N	-5.50	113.90	122.70
1	dS	69	LEU	O-C-N	-5.50	113.90	122.70
1	eZ	56	LEU	CB-CA-C	-5.50	99.75	110.20
1	f9	18	ARG	NE-CZ-NH2	-5.50	117.55	120.30
1	fA	27	VAL	CG1-CB-CG2	-5.50	102.10	110.90
1	m	197	ASP	CB-CG-OD1	-5.50	113.35	118.30
1	p	23	TRP	CA-CB-CG	5.50	124.15	113.70
1	K	175	GLU	O-C-N	-5.50	113.90	122.70
1	gl	38	PRO	CA-CB-CG	-5.50	93.56	104.00
1	1D	119	THR	CA-CB-CG2	-5.50	104.70	112.40
1	gL	80	TRP	CH2-CZ2-CE2	5.50	122.90	117.40
1	gM	148	THR	CA-CB-CG2	-5.50	104.70	112.40
1	hM	19	THR	CA-CB-CG2	-5.50	104.71	112.40
1	in	130	TYR	CG-CD1-CE1	5.50	125.70	121.30
1	jr	145	TYR	CD1-CE1-CZ	5.50	124.75	119.80
1	jG	201	ILE	O-C-N	-5.50	113.90	122.70
1	kI	97	ARG	O-C-N	-5.50	113.91	122.70
1	kS	229	ARG	NE-CZ-NH1	5.50	123.05	120.30
1	2E	134	ILE	O-C-N	-5.50	113.91	122.70
1	2X	133	TRP	CB-CG-CD1	-5.50	119.86	127.00
1	3d	41	SER	N-CA-CB	5.50	118.74	110.50
1	3n	184	TRP	CE3-CZ3-CH2	-5.50	115.15	121.20
1	3x	184	TRP	CA-CB-CG	5.50	124.14	113.70
1	3B	145	TYR	CZ-CE2-CD2	5.50	124.75	119.80
1	3L	59	VAL	O-C-N	-5.50	113.86	123.20
1	3O	219	GLN	CB-CA-C	-5.50	99.41	110.40
1	4h	169	TYR	CB-CG-CD2	-5.50	117.70	121.00
1	4w	7	GLN	CG-CD-OE1	-5.50	110.61	121.60
1	5g	162	ARG	NE-CZ-NH2	-5.50	117.55	120.30
1	5v	121	ASN	CB-CA-C	5.50	121.39	110.40
1	5x	55	MET	CG-SD-CE	-5.50	91.41	100.20
1	5U	178	SER	N-CA-CB	5.50	118.74	110.50
1	6i	230	VAL	CA-CB-CG1	-5.50	102.65	110.90
1	6t	164	TYR	CB-CA-C	5.50	121.39	110.40
1	76	164	TYR	CB-CG-CD1	5.50	124.30	121.00

Continued on next page...

Continued from previous page...

Mol	Chain	Res	Type	Atoms	Z	Observed(°)	Ideal(°)
1	83	48	THR	CA-CB-CG2	-5.50	104.71	112.40
1	8T	73	ILE	O-C-N	-5.50	113.91	122.70
1	9h	108	THR	CA-CB-CG2	-5.50	104.70	112.40
1	9t	179	GLN	N-CA-CB	5.50	120.49	110.60
1	9F	74	ASN	O-C-N	-5.50	113.91	122.70
1	aI	128	GLU	O-C-N	-5.50	113.91	122.70
1	aK	97	ARG	NH1-CZ-NH2	-5.50	113.36	119.40
1	bj	118	MET	CG-SD-CE	-5.50	91.41	100.20
1	c9	166	ASP	CB-CG-OD2	5.50	123.25	118.30
1	cs	119	THR	CA-CB-CG2	-5.50	104.70	112.40
1	cD	79	GLU	CA-CB-CG	5.50	125.49	113.40
1	cZ	143	ARG	NH1-CZ-NH2	-5.50	113.36	119.40
1	dj	149	SER	N-CA-CB	5.50	118.75	110.50
1	dL	168	PHE	CB-CG-CD2	5.50	124.65	120.80
1	dW	169	TYR	CB-CG-CD1	5.50	124.30	121.00
1	ej	23	TRP	CE3-CZ3-CH2	-5.50	115.15	121.20
1	eI	215	MET	CA-CB-CG	5.50	122.64	113.30
1	fp	167	ARG	NH1-CZ-NH2	-5.50	113.35	119.40
1	g3	167	ARG	NH1-CZ-NH2	-5.50	113.36	119.40
1	g6	18	ARG	NE-CZ-NH1	5.50	123.05	120.30
1	u	32	PHE	CA-C-O	5.50	131.64	120.10
1	gd	229	ARG	NH1-CZ-NH2	-5.50	113.36	119.40
1	h9	18	ARG	CB-CG-CD	5.50	125.89	111.60
1	hH	62	HIS	CA-CB-CG	5.50	122.94	113.60
1	i7	228	ALA	N-CA-CB	-5.50	102.41	110.10
1	io	124	ILE	CA-CB-CG2	-5.50	99.91	110.90
1	l2	77	ALA	N-CA-CB	-5.50	102.41	110.10
1	2N	133	TRP	N-CA-CB	-5.50	100.71	110.60
1	2V	110	THR	CA-CB-CG2	-5.50	104.71	112.40
1	4h	117	TRP	CD2-CE2-CZ2	-5.50	115.71	122.30
1	5G	62	HIS	CA-CB-CG	-5.50	104.26	113.60
1	69	143	ARG	NE-CZ-NH1	5.50	123.05	120.30
1	6I	50	GLN	N-CA-CB	-5.50	100.71	110.60
1	6M	101	GLY	O-C-N	-5.50	113.91	122.70
1	7n	214	MET	CG-SD-CE	-5.50	91.41	100.20
1	7F	52	LEU	O-C-N	-5.50	113.91	122.70
1	7K	1	PRO	CA-N-CD	-5.50	103.81	111.50
1	86	30	LYS	N-CA-CB	-5.50	100.71	110.60
1	89	3	VAL	CG1-CB-CG2	-5.50	102.11	110.90
1	an	51	ASP	CB-CG-OD2	-5.50	113.35	118.30
1	ap	56	LEU	CB-CG-CD2	5.50	120.34	111.00
1	bH	117	TRP	CB-CG-CD1	5.50	134.14	127.00

Continued on next page...

Continued from previous page...

Mol	Chain	Res	Type	Atoms	Z	Observed(°)	Ideal(°)
1	cG	145	TYR	CB-CG-CD1	-5.50	117.70	121.00
1	e2	203	LYS	O-C-N	-5.50	113.91	122.70
1	fa	166	ASP	CB-CG-OD2	5.50	123.25	118.30
1	fK	54	THR	CA-CB-CG2	-5.50	104.71	112.40
1	g2	145	TYR	CB-CG-CD2	5.50	124.30	121.00
1	g4	96	MET	N-CA-C	5.50	125.84	111.00
1	J	213	GLU	OE1-CD-OE2	-5.50	116.70	123.30
1	gQ	126	VAL	C-N-CA	-5.49	110.77	122.30
1	1I	23	TRP	CG-CD2-CE3	-5.49	128.96	133.90
1	hT	108	THR	CA-CB-CG2	-5.49	104.71	112.40
1	ij	176	GLN	O-C-N	-5.49	113.91	122.70
1	ix	53	ASN	N-CA-CB	5.49	120.49	110.60
1	jo	103	ASP	CB-CG-OD2	-5.49	113.36	118.30
1	jZ	103	ASP	N-CA-CB	5.49	120.49	110.60
1	k8	10	MET	CG-SD-CE	-5.49	91.41	100.20
1	ky	165	VAL	CA-CB-CG1	-5.49	102.66	110.90
1	kE	72	THR	CA-CB-CG2	-5.49	104.71	112.40
1	l2	161	PHE	CB-CG-CD2	-5.49	116.95	120.80
1	lj	56	LEU	CB-CG-CD1	5.49	120.34	111.00
1	lk	66	MET	CG-SD-CE	-5.49	91.41	100.20
1	ln	108	THR	N-CA-CB	5.49	120.74	110.30
1	lA	166	ASP	CB-CG-OD1	-5.49	113.36	118.30
1	2m	189	LEU	CB-CG-CD2	-5.49	101.66	111.00
1	2t	204	ALA	N-CA-CB	-5.49	102.41	110.10
1	2B	54	THR	CA-CB-CG2	-5.49	104.71	112.40
1	2F	86	VAL	CA-CB-CG1	5.49	119.14	110.90
1	2S	149	SER	N-CA-CB	5.49	118.74	110.50
1	2Z	91	ILE	CA-CB-CG1	5.49	121.44	111.00
1	3v	131	LYS	CD-CE-NZ	-5.49	99.06	111.70
1	3J	148	THR	N-CA-CB	5.49	120.74	110.30
1	3L	229	ARG	NE-CZ-NH2	5.49	123.05	120.30
1	4X	97	ARG	CA-CB-CG	5.49	125.49	113.40
1	5A	128	GLU	OE1-CD-OE2	-5.49	116.71	123.30
1	5Z	228	ALA	N-CA-CB	5.49	117.79	110.10
1	62	173	ARG	NE-CZ-NH1	5.49	123.05	120.30
1	6y	98	GLU	CA-C-N	5.49	132.48	117.10
1	7w	23	TRP	CG-CD2-CE3	-5.49	128.96	133.90
1	88	59	VAL	CA-C-N	5.49	127.19	116.20
1	8b	53	ASN	CA-CB-CG	-5.49	101.31	113.40
1	8X	145	TYR	CA-CB-CG	-5.49	102.96	113.40
1	92	210	THR	O-C-N	-5.49	113.91	122.70
1	9b	103	ASP	CB-CG-OD2	-5.49	113.36	118.30

Continued on next page...

Continued from previous page...

Mol	Chain	Res	Type	Atoms	Z	Observed(°)	Ideal(°)
1	9H	132	ARG	NE-CZ-NH1	-5.49	117.55	120.30
1	Z	210	THR	O-C-N	-5.49	113.91	122.70
1	a6	43	LEU	CB-CG-CD1	5.49	120.34	111.00
1	ah	57	ASN	CB-CG-OD1	5.49	132.59	121.60
1	aT	87	HIS	N-CA-CB	5.49	120.49	110.60
1	bb	163	ASP	CB-CG-OD1	5.49	123.25	118.30
1	bv	117	TRP	CG-CD1-NE1	-5.49	104.61	110.10
1	bO	72	THR	O-C-N	5.49	131.49	122.70
1	bO	202	LEU	CB-CG-CD2	5.49	120.34	111.00
1	d1	36	VAL	CA-CB-CG1	5.49	119.14	110.90
1	dV	197	ASP	CB-CG-OD2	5.49	123.24	118.30
1	ed	187	GLU	O-C-N	-5.49	113.91	122.70
1	ej	14	ALA	N-CA-CB	-5.49	102.41	110.10
1	eq	144	MET	N-CA-CB	-5.49	100.71	110.60
1	fB	99	PRO	N-CA-CB	5.49	109.89	103.30
1	y	58	THR	N-CA-CB	5.49	120.74	110.30
1	F	65	ALA	CB-CA-C	5.49	118.34	110.10
1	U	69	LEU	CB-CA-C	5.49	120.64	110.20
1	7	86	VAL	CG1-CB-CG2	-5.49	102.11	110.90
1	gm	217	ALA	CB-CA-C	-5.49	101.86	110.10
1	gF	186	THR	CA-CB-CG2	-5.49	104.71	112.40
1	gZ	130	TYR	CB-CG-CD2	5.49	124.30	121.00
1	j0	229	ARG	NE-CZ-NH1	-5.49	117.55	120.30
1	jZ	133	TRP	CB-CG-CD2	-5.49	119.46	126.60
1	ke	168	PHE	CB-CG-CD2	-5.49	116.96	120.80
1	lN	82	ARG	CD-NE-CZ	5.49	131.29	123.60
1	2w	105	ALA	C-N-CA	5.49	133.83	122.30
1	2E	81	ASP	CB-CG-OD2	-5.49	113.36	118.30
1	3S	229	ARG	NE-CZ-NH1	5.49	123.05	120.30
1	57	24	VAL	CA-CB-CG2	-5.49	102.66	110.90
1	57	173	ARG	CG-CD-NE	-5.49	100.27	111.80
1	7i	92	GLU	OE1-CD-OE2	-5.49	116.71	123.30
1	7D	176	GLN	N-CA-CB	5.49	120.49	110.60
1	8V	75	GLU	CB-CA-C	-5.49	99.42	110.40
1	9D	157	PRO	N-CA-CB	5.49	109.89	103.30
1	a5	145	TYR	CZ-CE2-CD2	-5.49	114.86	119.80
1	aN	82	ARG	NE-CZ-NH2	-5.49	117.55	120.30
1	aY	99	PRO	O-C-N	-5.49	113.91	122.70
1	bz	155	GLN	CA-CB-CG	5.49	125.48	113.40
1	bK	228	ALA	N-CA-CB	-5.49	102.41	110.10
1	bO	23	TRP	CD2-CE2-CZ2	-5.49	115.71	122.30
1	c0	165	VAL	CA-CB-CG1	5.49	119.14	110.90

Continued on next page...

Continued from previous page...

Mol	Chain	Res	Type	Atoms	Z	Observed(°)	Ideal(°)
1	de	78	ALA	CB-CA-C	5.49	118.34	110.10
1	1l	159	GLU	OE1-CD-OE2	-5.49	116.71	123.30
1	eL	44	SER	O-C-N	-5.49	113.91	122.70
1	t	131	LYS	CA-CB-CG	5.49	125.48	113.40
1	gd	161	PHE	CB-CA-C	5.49	121.38	110.40
1	gi	27	VAL	CG1-CB-CG2	5.49	119.68	110.90
1	gC	30	LYS	N-CA-CB	-5.49	100.72	110.60
1	gE	117	TRP	O-C-N	-5.49	113.92	122.70
1	hd	214	MET	O-C-N	-5.49	113.92	122.70
1	jv	216	THR	CA-CB-CG2	5.49	120.09	112.40
1	jU	3	VAL	CA-CB-CG2	5.49	119.14	110.90
1	jU	161	PHE	O-C-N	-5.49	113.92	122.70
1	jZ	191	VAL	CG1-CB-CG2	-5.49	102.12	110.90
1	1Z	95	GLN	O-C-N	-5.49	113.92	122.70
1	k1	105	ALA	CB-CA-C	-5.49	101.86	110.10
1	kc	78	ALA	N-CA-CB	5.49	117.78	110.10
1	lu	229	ARG	NE-CZ-NH1	5.49	123.05	120.30
1	2j	12	HIS	CA-CB-CG	5.49	122.93	113.60
1	2O	164	TYR	CG-CD1-CE1	-5.49	116.91	121.30
1	3y	210	THR	CA-CB-OG1	5.49	120.53	109.00
1	3C	53	ASN	O-C-N	-5.49	113.92	122.70
1	3F	169	TYR	N-CA-CB	5.49	120.48	110.60
1	48	154	ARG	NE-CZ-NH1	5.49	123.05	120.30
1	4R	162	ARG	CD-NE-CZ	5.49	131.29	123.60
1	5j	188	THR	CA-CB-CG2	-5.49	104.71	112.40
1	5z	168	PHE	CB-CG-CD2	-5.49	116.96	120.80
1	6a	166	ASP	CB-CG-OD1	5.49	123.24	118.30
1	6J	136	LEU	CB-CG-CD2	5.49	120.33	111.00
1	74	92	GLU	OE1-CD-OE2	-5.49	116.71	123.30
1	7A	132	ARG	CG-CD-NE	-5.49	100.27	111.80
1	7V	184	TRP	N-CA-CB	5.49	120.48	110.60
1	8z	81	ASP	CB-CG-OD2	5.49	123.24	118.30
1	8U	159	GLU	OE1-CD-OE2	-5.49	116.71	123.30
1	9t	59	VAL	CA-CB-CG2	-5.49	102.66	110.90
1	9x	163	ASP	O-C-N	-5.49	113.92	122.70
1	9Y	130	TYR	CB-CG-CD2	-5.49	117.71	121.00
1	12	166	ASP	CB-CG-OD1	-5.49	113.36	118.30
1	aV	45	GLU	OE1-CD-OE2	-5.49	116.71	123.30
1	16	131	LYS	CA-CB-CG	5.49	125.48	113.40
1	bh	132	ARG	NE-CZ-NH1	-5.49	117.56	120.30
1	bC	98	GLU	OE1-CD-OE2	-5.49	116.71	123.30
1	c5	229	ARG	NH1-CZ-NH2	-5.49	113.36	119.40

Continued on next page...

Continued from previous page...

Mol	Chain	Res	Type	Atoms	Z	Observed(°)	Ideal(°)
1	c6	14	ALA	N-CA-CB	-5.49	102.41	110.10
1	1f	214	MET	CG-SD-CE	-5.49	91.42	100.20
1	df	68	MET	CG-SD-CE	5.49	108.98	100.20
1	dH	145	TYR	CD1-CE1-CZ	5.49	124.74	119.80
1	dK	81	ASP	CB-CG-OD1	5.49	123.24	118.30
1	dM	59	VAL	O-C-N	-5.49	113.87	123.20
1	e0	216	THR	O-C-N	-5.49	113.92	122.70
1	ep	161	PHE	CA-CB-CG	5.49	127.08	113.90
1	eR	118	MET	CG-SD-CE	5.49	108.98	100.20
1	fe	153	ILE	CA-C-O	5.49	131.63	120.10
1	fm	100	ARG	NH1-CZ-NH2	-5.49	113.36	119.40
1	fO	20	LEU	CB-CG-CD2	-5.49	101.67	111.00
1	fP	97	ARG	NH1-CZ-NH2	-5.49	113.36	119.40
1	l	117	TRP	NE1-CE2-CZ2	-5.49	124.36	130.40
1	o	47	ALA	N-CA-CB	-5.49	102.41	110.10
1	hm	164	TYR	CD1-CE1-CZ	5.49	124.74	119.80
1	hP	152	ASP	CB-CG-OD2	-5.49	113.36	118.30
1	hU	144	MET	CG-SD-CE	-5.49	91.42	100.20
1	iG	184	TRP	CA-CB-CG	5.49	124.13	113.70
1	k3	187	GLU	OE1-CD-OE2	-5.49	116.71	123.30
1	k5	158	LYS	N-CA-CB	5.49	120.48	110.60
1	ka	98	GLU	CB-CA-C	5.49	121.38	110.40
1	kk	24	VAL	O-C-N	-5.49	113.92	122.70
1	kn	184	TRP	CZ3-CH2-CZ2	-5.49	115.02	121.60
1	kI	212	GLU	C-N-CA	5.49	135.42	121.70
1	la	133	TRP	CB-CG-CD2	-5.49	119.47	126.60
1	28	214	MET	CG-SD-CE	-5.49	91.42	100.20
1	lG	130	TYR	CB-CG-CD1	5.49	124.29	121.00
1	lI	165	VAL	CA-CB-CG1	-5.49	102.67	110.90
1	lL	59	VAL	CA-CB-CG1	5.49	119.13	110.90
1	2a	76	GLU	O-C-N	-5.49	113.92	122.70
1	2n	132	ARG	NH1-CZ-NH2	5.49	125.44	119.40
1	2N	167	ARG	NH1-CZ-NH2	-5.49	113.36	119.40
1	3b	163	ASP	N-CA-CB	5.49	120.48	110.60
1	3u	42	ALA	N-CA-CB	-5.49	102.42	110.10
1	3Z	117	TRP	CB-CG-CD1	-5.49	119.86	127.00
1	42	166	ASP	CB-CG-OD1	5.49	123.24	118.30
1	4V	145	TYR	CB-CG-CD2	5.49	124.29	121.00
1	5l	231	LEU	CB-CG-CD2	5.49	120.33	111.00
1	5G	168	PHE	CB-CG-CD2	5.49	124.64	120.80
1	62	18	ARG	NE-CZ-NH1	5.49	123.04	120.30
1	7l	58	THR	CA-CB-CG2	-5.49	104.72	112.40

Continued on next page...

Continued from previous page...

Mol	Chain	Res	Type	Atoms	Z	Observed(°)	Ideal(°)
1	8r	184	TRP	CB-CG-CD1	5.49	134.13	127.00
1	8z	107	THR	CA-CB-CG2	-5.49	104.72	112.40
1	9q	97	ARG	NH1-CZ-NH2	-5.49	113.36	119.40
1	9A	97	ARG	NE-CZ-NH2	-5.49	117.56	120.30
1	a1	108	THR	CA-CB-CG2	-5.49	104.72	112.40
1	a4	97	ARG	NH1-CZ-NH2	-5.49	113.36	119.40
1	aj	4	GLN	O-C-N	-5.49	113.92	122.70
1	aZ	130	TYR	CB-CG-CD2	-5.49	117.71	121.00
1	bN	26	VAL	CA-CB-CG2	5.49	119.13	110.90
1	ce	210	THR	CA-CB-OG1	5.49	120.53	109.00
1	e3	5	ASN	C-N-CA	5.49	135.42	121.70
1	e6	142	VAL	CA-CB-CG2	-5.49	102.67	110.90
1	eq	132	ARG	NE-CZ-NH1	5.49	123.05	120.30
1	fl	168	PHE	CB-CG-CD1	5.49	124.64	120.80
1	t	58	THR	OG1-CB-CG2	-5.49	97.38	110.00
1	v	10	MET	CG-SD-CE	-5.49	91.42	100.20
1	h3	161	PHE	CG-CD1-CE1	-5.49	114.76	120.80
1	je	100	ARG	CG-CD-NE	-5.49	100.28	111.80
1	jq	71	GLU	OE1-CD-OE2	-5.49	116.72	123.30
1	js	118	MET	CG-SD-CE	-5.49	91.42	100.20
1	jR	18	ARG	CD-NE-CZ	5.49	131.28	123.60
1	jR	132	ARG	NE-CZ-NH2	5.49	123.04	120.30
1	k1	109	SER	N-CA-CB	5.49	118.73	110.50
1	kg	57	ASN	CA-C-N	5.49	129.27	117.20
1	ku	122	PRO	N-CA-CB	5.49	109.89	103.30
1	kQ	161	PHE	O-C-N	-5.49	113.92	122.70
1	7d	68	MET	N-CA-CB	-5.49	100.72	110.60
1	7o	209	ALA	N-CA-C	5.49	125.81	111.00
1	8f	97	ARG	CD-NE-CZ	5.49	131.28	123.60
1	8p	119	THR	CA-CB-CG2	-5.49	104.72	112.40
1	bV	82	ARG	NE-CZ-NH1	5.49	123.04	120.30
1	cC	68	MET	CG-SD-CE	-5.49	91.42	100.20
1	dy	62	HIS	CA-CB-CG	5.49	122.93	113.60
1	dM	100	ARG	O-C-N	-5.49	113.87	123.20
1	dX	75	GLU	OE1-CD-OE2	-5.49	116.72	123.30
1	ep	117	TRP	CE3-CZ3-CH2	-5.49	115.16	121.20
1	ff	97	ARG	NH1-CZ-NH2	-5.49	113.36	119.40
1	U	162	ARG	CD-NE-CZ	5.49	131.28	123.60
1	gf	65	ALA	CB-CA-C	5.49	118.33	110.10
1	gj	11	VAL	CA-CB-CG2	-5.49	102.67	110.90
1	hQ	173	ARG	NH1-CZ-NH2	5.49	125.43	119.40
1	ik	164	TYR	CB-CG-CD2	-5.49	117.71	121.00

Continued on next page...

Continued from previous page...

Mol	Chain	Res	Type	Atoms	Z	Observed(°)	Ideal(°)
1	il	37	ILE	CA-CB-CG1	-5.49	100.58	111.00
1	iJ	203	LYS	CD-CE-NZ	5.49	124.32	111.70
1	iV	156	GLY	O-C-N	-5.49	110.68	121.10
1	jO	130	TYR	CB-CG-CD2	-5.49	117.71	121.00
1	lZ	187	GLU	OE1-CD-OE2	-5.49	116.72	123.30
1	k9	147	PRO	C-N-CA	5.49	135.41	121.70
1	kj	133	TRP	CD1-CG-CD2	-5.49	101.91	106.30
1	lv	152	ASP	CB-CG-OD1	5.49	123.24	118.30
1	2f	187	GLU	OE1-CD-OE2	-5.49	116.72	123.30
1	2h	123	PRO	N-CA-C	5.49	126.36	112.10
1	2r	180	GLU	OE1-CD-OE2	5.49	129.88	123.30
1	2N	32	PHE	N-CA-CB	5.49	120.47	110.60
1	4l	215	MET	CG-SD-CE	-5.49	91.42	100.20
1	4m	100	ARG	NH1-CZ-NH2	5.49	125.43	119.40
1	4F	130	TYR	CB-CG-CD1	-5.49	117.71	121.00
1	4V	227	LYS	CB-CA-C	5.49	121.37	110.40
1	4X	209	ALA	O-C-N	-5.49	113.92	122.70
1	5j	126	VAL	CA-CB-CG1	-5.49	102.67	110.90
1	5j	218	CYS	N-CA-CB	5.49	120.47	110.60
1	5l	133	TRP	CB-CG-CD1	5.49	134.13	127.00
1	6i	45	GLU	C-N-CA	5.49	133.82	122.30
1	6C	215	MET	CG-SD-CE	5.49	108.98	100.20
1	6H	207	PRO	N-CA-CB	-5.49	96.57	102.60
1	6I	36	VAL	O-C-N	-5.49	113.92	122.70
1	72	132	ARG	NE-CZ-NH1	-5.49	117.56	120.30
1	7f	83	LEU	O-C-N	-5.49	113.92	122.70
1	7B	97	ARG	NE-CZ-NH1	5.49	123.04	120.30
1	7I	99	PRO	N-CD-CG	5.49	111.43	103.20
1	7J	82	ARG	NH1-CZ-NH2	-5.49	113.37	119.40
1	97	44	SER	N-CA-CB	5.49	118.73	110.50
1	9W	203	LYS	N-CA-CB	5.49	120.48	110.60
1	b0	55	MET	O-C-N	-5.49	113.92	122.70
1	bH	73	ILE	CA-CB-CG1	5.49	121.42	111.00
1	cB	92	GLU	N-CA-C	5.49	125.81	111.00
1	cB	100	ARG	NE-CZ-NH1	5.49	123.04	120.30
1	cF	180	GLU	OE1-CD-OE2	-5.49	116.72	123.30
1	cO	229	ARG	CD-NE-CZ	-5.49	115.92	123.60
1	cR	193	ASN	O-C-N	-5.49	113.92	122.70
1	d0	208	ALA	N-CA-CB	-5.49	102.42	110.10
1	d1	100	ARG	NE-CZ-NH2	-5.49	117.56	120.30
1	e5	230	VAL	O-C-N	-5.49	113.92	122.70
1	fg	80	TRP	CA-CB-CG	5.49	124.12	113.70

Continued on next page...

Continued from previous page...

Mol	Chain	Res	Type	Atoms	Z	Observed(°)	Ideal(°)
1	fl	70	LYS	O-C-N	-5.49	113.92	122.70
1	T	208	ALA	CB-CA-C	5.49	118.33	110.10
1	gC	97	ARG	NE-CZ-NH2	5.48	123.04	120.30
1	hY	97	ARG	CD-NE-CZ	-5.48	115.92	123.60
1	i5	20	LEU	CB-CG-CD2	5.48	120.32	111.00
1	iV	96	MET	CG-SD-CE	-5.48	91.42	100.20
1	ki	168	PHE	CB-CG-CD2	-5.48	116.96	120.80
1	kQ	126	VAL	CB-CA-C	-5.48	100.98	111.40
1	25	120	HIS	CA-CB-CG	5.48	122.92	113.60
1	la	210	THR	CA-CB-OG1	5.48	120.52	109.00
1	lB	79	GLU	OE1-CD-OE2	-5.48	116.72	123.30
1	2t	18	ARG	NE-CZ-NH1	5.48	123.04	120.30
1	2X	161	PHE	CB-CA-C	5.48	121.37	110.40
1	4q	151	LEU	CB-CG-CD2	5.48	120.32	111.00
1	6o	65	ALA	N-CA-CB	-5.48	102.42	110.10
1	7v	82	ARG	NE-CZ-NH2	5.48	123.04	120.30
1	8l	33	SER	N-CA-CB	5.48	118.73	110.50
1	9K	36	VAL	CA-CB-CG2	-5.48	102.67	110.90
1	aJ	130	TYR	CD1-CE1-CZ	5.48	124.74	119.80
1	bP	10	MET	CG-SD-CE	-5.48	91.42	100.20
1	1b	1	PRO	N-CA-CB	5.48	109.88	103.30
1	cn	80	TRP	CD1-CG-CD2	5.48	110.69	106.30
1	cv	163	ASP	CB-CG-OD2	5.48	123.24	118.30
1	lg	81	ASP	O-C-N	-5.48	113.92	122.70
1	cU	81	ASP	CB-CG-OD2	5.48	123.24	118.30
1	di	184	TRP	CA-CB-CG	5.48	124.12	113.70
1	eR	110	THR	CA-CB-CG2	-5.48	104.72	112.40
1	i	40	PHE	CB-CG-CD1	-5.48	116.96	120.80
1	C	113	GLU	OE1-CD-OE2	5.48	129.88	123.30
1	gm	23	TRP	CA-CB-CG	5.48	124.12	113.70
1	gu	166	ASP	CB-CG-OD2	5.48	123.23	118.30
1	hf	164	TYR	CZ-CE2-CD2	5.48	124.73	119.80
1	hI	32	PHE	CB-CG-CD2	-5.48	116.96	120.80
1	i5	173	ARG	NE-CZ-NH1	5.48	123.04	120.30
1	i9	117	TRP	CB-CG-CD2	5.48	133.73	126.60
1	lO	228	ALA	N-CA-CB	-5.48	102.42	110.10
1	j5	229	ARG	NE-CZ-NH2	-5.48	117.56	120.30
1	lU	164	TYR	CB-CG-CD1	5.48	124.29	121.00
1	kg	124	ILE	CA-C-N	5.48	132.45	117.10
1	kt	168	PHE	CB-CG-CD2	5.48	124.64	120.80
1	kN	145	TYR	CG-CD1-CE1	-5.48	116.91	121.30
1	lu	100	ARG	NE-CZ-NH2	5.48	123.04	120.30

Continued on next page...

Continued from previous page...

Mol	Chain	Res	Type	Atoms	Z	Observed(°)	Ideal(°)
1	ly	155	GLN	O-C-N	-5.48	113.88	123.20
1	lC	117	TRP	CH2-CZ2-CE2	-5.48	111.92	117.40
1	2A	164	TYR	CG-CD1-CE1	5.48	125.69	121.30
1	3c	227	LYS	N-CA-CB	5.48	120.47	110.60
1	3y	167	ARG	CD-NE-CZ	5.48	131.28	123.60
1	3A	166	ASP	CB-CG-OD2	5.48	123.23	118.30
1	3F	82	ARG	N-CA-CB	5.48	120.47	110.60
1	4d	87	HIS	N-CA-CB	5.48	120.47	110.60
1	4e	31	ALA	CB-CA-C	-5.48	101.88	110.10
1	4s	120	HIS	O-C-N	-5.48	113.93	122.70
1	4x	96	MET	N-CA-CB	-5.48	100.73	110.60
1	5e	82	ARG	NE-CZ-NH2	-5.48	117.56	120.30
1	5o	78	ALA	N-CA-CB	5.48	117.78	110.10
1	5s	161	PHE	CB-CG-CD2	5.48	124.64	120.80
1	5I	161	PHE	CB-CG-CD1	-5.48	116.96	120.80
1	6g	76	GLU	N-CA-CB	5.48	120.47	110.60
1	6A	23	TRP	CD1-CG-CD2	-5.48	101.91	106.30
1	7i	100	ARG	NE-CZ-NH2	5.48	123.04	120.30
1	7m	58	THR	CA-CB-CG2	-5.48	104.72	112.40
1	9b	168	PHE	CB-CG-CD2	-5.48	116.96	120.80
1	9k	126	VAL	CA-CB-CG1	-5.48	102.68	110.90
1	9q	164	TYR	O-C-N	-5.48	113.93	122.70
1	9q	164	TYR	CB-CG-CD2	-5.48	117.71	121.00
1	9r	11	VAL	CA-CB-CG1	-5.48	102.68	110.90
1	a0	174	ALA	N-CA-CB	-5.48	102.42	110.10
1	aW	205	LEU	CB-CG-CD1	-5.48	101.68	111.00
1	b3	100	ARG	O-C-N	-5.48	113.88	123.20
1	bi	125	PRO	N-CA-CB	-5.48	96.57	102.60
1	bw	130	TYR	CB-CG-CD1	5.48	124.29	121.00
1	bI	229	ARG	NE-CZ-NH1	5.48	123.04	120.30
1	cr	148	THR	CA-CB-CG2	-5.48	104.72	112.40
1	cF	9	GLN	N-CA-C	-5.48	96.20	111.00
1	dg	161	PHE	CB-CG-CD1	5.48	124.64	120.80
1	dh	76	GLU	CG-CD-OE2	5.48	129.26	118.30
1	lk	149	SER	N-CA-CB	5.48	118.72	110.50
1	lz	226	HIS	O-C-N	-5.48	113.93	122.70
1	fU	52	LEU	CB-CG-CD1	5.48	120.32	111.00
1	fX	179	GLN	CG-CD-OE1	-5.48	110.64	121.60
1	I	18	ARG	CG-CD-NE	-5.48	100.29	111.80
1	lC	3	VAL	CA-CB-CG1	-5.48	102.68	110.90
1	gt	49	PRO	N-CA-CB	5.48	109.88	103.30
1	gM	82	ARG	NH1-CZ-NH2	-5.48	113.37	119.40

Continued on next page...

Continued from previous page...

Mol	Chain	Res	Type	Atoms	Z	Observed(°)	Ideal(°)
1	h7	204	ALA	N-CA-CB	-5.48	102.43	110.10
1	hm	96	MET	CG-SD-CE	-5.48	91.43	100.20
1	1R	161	PHE	CD1-CG-CD2	-5.48	111.17	118.30
1	jo	100	ARG	O-C-N	-5.48	113.88	123.20
1	20	217	ALA	N-CA-CB	-5.48	102.43	110.10
1	kE	117	TRP	O-C-N	5.48	131.47	122.70
1	lC	228	ALA	N-CA-CB	5.48	117.77	110.10
1	lM	30	LYS	C-N-CA	5.48	135.40	121.70
1	2c	39	MET	CG-SD-CE	-5.48	91.43	100.20
1	2l	171	THR	N-CA-CB	5.48	120.71	110.30
1	2s	12	HIS	CB-CA-C	-5.48	99.44	110.40
1	2F	93	PRO	N-CA-CB	-5.48	96.57	102.60
1	2J	130	TYR	CB-CG-CD1	-5.48	117.71	121.00
1	3m	154	ARG	CD-NE-CZ	5.48	131.27	123.60
1	4z	211	LEU	CB-CG-CD1	-5.48	101.68	111.00
1	4D	2	ILE	CG1-CB-CG2	-5.48	99.34	111.40
1	5j	147	PRO	N-CA-CB	-5.48	96.57	102.60
1	5V	40	PHE	CG-CD1-CE1	5.48	126.83	120.80
1	5V	85	PRO	N-CA-CB	5.48	109.88	103.30
1	7y	163	ASP	N-CA-CB	5.48	120.47	110.60
1	7W	79	GLU	OE1-CD-OE2	-5.48	116.72	123.30
1	7X	134	ILE	CG1-CB-CG2	-5.48	99.34	111.40
1	8x	150	ILE	O-C-N	-5.48	113.93	122.70
1	8Q	48	THR	CA-CB-CG2	-5.48	104.73	112.40
1	a0	126	VAL	O-C-N	-5.48	113.88	123.20
1	a6	217	ALA	CB-CA-C	5.48	118.32	110.10
1	bw	77	ALA	CB-CA-C	5.48	118.32	110.10
1	bD	181	VAL	CA-CB-CG1	5.48	119.12	110.90
1	bE	130	TYR	CG-CD1-CE1	-5.48	116.92	121.30
1	bF	18	ARG	NH1-CZ-NH2	-5.48	113.37	119.40
1	bH	228	ALA	N-CA-CB	-5.48	102.43	110.10
1	ce	189	LEU	CB-CG-CD1	5.48	120.31	111.00
1	cM	174	ALA	CB-CA-C	-5.48	101.88	110.10
1	cU	58	THR	N-CA-CB	5.48	120.71	110.30
1	d0	204	ALA	O-C-N	5.48	131.47	122.70
1	e0	123	PRO	N-CA-CB	5.48	109.88	103.30
1	lp	143	ARG	N-CA-CB	-5.48	100.73	110.60
1	f5	36	VAL	CG1-CB-CG2	-5.48	102.13	110.90
1	ly	184	TRP	CB-CG-CD2	5.48	133.72	126.60
1	fN	130	TYR	CZ-CE2-CD2	-5.48	114.87	119.80
1	E	126	VAL	O-C-N	-5.48	113.88	123.20
1	8	152	ASP	CB-CG-OD1	5.48	123.23	118.30

Continued on next page...

Continued from previous page...

Mol	Chain	Res	Type	Atoms	Z	Observed(°)	Ideal(°)
1	g9	143	ARG	NH1-CZ-NH2	-5.48	113.37	119.40
1	gg	18	ARG	NH1-CZ-NH2	-5.48	113.37	119.40
1	gX	166	ASP	CB-CG-OD2	5.48	123.23	118.30
1	h5	207	PRO	C-N-CA	5.48	135.40	121.70
1	hR	163	ASP	CB-CG-OD1	5.48	123.23	118.30
1	i8	208	ALA	CB-CA-C	-5.48	101.88	110.10
1	iU	108	THR	CA-CB-CG2	-5.48	104.73	112.40
1	j8	103	ASP	CB-CG-OD2	-5.48	113.37	118.30
1	jK	211	LEU	CB-CG-CD1	5.48	120.31	111.00
1	ke	184	TRP	N-CA-CB	5.48	120.46	110.60
1	kq	86	VAL	CG1-CB-CG2	-5.48	102.13	110.90
1	4b	51	ASP	CB-CG-OD2	5.48	123.23	118.30
1	5l	18	ARG	CD-NE-CZ	5.48	131.27	123.60
1	5z	164	TYR	O-C-N	-5.48	113.93	122.70
1	5Y	230	VAL	CA-CB-CG1	-5.48	102.68	110.90
1	7g	130	TYR	CB-CG-CD1	5.48	124.29	121.00
1	7K	57	ASN	O-C-N	-5.48	113.93	122.70
1	8m	122	PRO	N-CA-C	5.48	126.35	112.10
1	c7	165	VAL	CA-CB-CG1	5.48	119.12	110.90
1	lg	184	TRP	CE2-CD2-CG	5.48	111.68	107.30
1	dk	152	ASP	CB-CG-OD2	-5.48	113.37	118.30
1	ej	59	VAL	O-C-N	-5.48	113.89	123.20
1	f9	162	ARG	NE-CZ-NH2	5.48	123.04	120.30
1	fP	146	SER	N-CA-CB	5.48	118.72	110.50
1	e	34	PRO	N-CA-C	5.48	126.35	112.10
1	3	66	MET	CG-SD-CE	-5.48	91.43	100.20
1	H	23	TRP	CE3-CZ3-CH2	5.48	127.23	121.20
1	gr	7	GLN	CB-CA-C	5.48	121.36	110.40
1	gF	42	ALA	CB-CA-C	5.48	118.32	110.10
1	gR	10	MET	O-C-N	-5.48	113.94	122.70
1	h7	133	TRP	CB-CG-CD1	5.48	134.12	127.00
1	lI	25	LYS	C-N-CA	5.48	135.39	121.70
1	ho	196	PRO	O-C-N	5.48	131.46	122.70
1	hB	165	VAL	CA-CB-CG2	-5.48	102.68	110.90
1	iv	4	GLN	N-CA-CB	5.48	120.46	110.60
1	iw	20	LEU	CB-CG-CD2	5.48	120.31	111.00
1	ix	52	LEU	CB-CG-CD1	5.48	120.31	111.00
1	lQ	117	TRP	CD1-NE1-CE2	5.48	113.93	109.00
1	j8	229	ARG	NH1-CZ-NH2	-5.48	113.37	119.40
1	jM	164	TYR	CB-CG-CD2	-5.48	117.71	121.00
1	kD	110	THR	CA-CB-CG2	5.48	120.07	112.40
1	kU	168	PHE	CB-CG-CD1	5.48	124.63	120.80

Continued on next page...

Continued from previous page...

Mol	Chain	Res	Type	Atoms	Z	Observed(°)	Ideal(°)
1	kX	204	ALA	N-CA-CB	5.48	117.77	110.10
1	lL	185	MET	CA-CB-CG	5.48	122.61	113.30
1	lO	184	TRP	CE3-CZ3-CH2	-5.48	115.17	121.20
1	lR	110	THR	CA-CB-CG2	-5.48	104.73	112.40
1	2i	226	HIS	CA-CB-CG	5.48	122.91	113.60
1	2G	144	MET	CG-SD-CE	-5.48	91.44	100.20
1	2Y	35	GLU	O-C-N	-5.48	113.94	122.70
1	3O	184	TRP	CH2-CZ2-CE2	5.48	122.88	117.40
1	46	168	PHE	CB-CG-CD2	-5.48	116.97	120.80
1	4W	32	PHE	CG-CD1-CE1	5.48	126.83	120.80
1	6Q	168	PHE	CB-CG-CD1	-5.48	116.97	120.80
1	6T	120	HIS	CA-CB-CG	5.48	122.91	113.60
1	6U	132	ARG	NE-CZ-NH1	5.48	123.04	120.30
1	75	210	THR	CA-CB-CG2	-5.48	104.73	112.40
1	7B	203	LYS	O-C-N	-5.48	113.94	122.70
1	7P	66	MET	CG-SD-CE	-5.48	91.44	100.20
1	8e	117	TRP	CE2-CD2-CG	-5.48	102.92	107.30
1	97	161	PHE	CB-CG-CD2	-5.48	116.97	120.80
1	9S	161	PHE	CB-CG-CD1	5.48	124.64	120.80
1	9X	110	THR	CA-CB-CG2	-5.48	104.73	112.40
1	a9	59	VAL	O-C-N	-5.48	113.89	123.20
1	aj	96	MET	CG-SD-CE	-5.48	91.44	100.20
1	aI	171	THR	CA-CB-CG2	5.48	120.07	112.40
1	br	151	LEU	CB-CG-CD2	5.48	120.31	111.00
1	c5	168	PHE	CB-CG-CD1	-5.48	116.97	120.80
1	ch	166	ASP	CB-CG-OD1	5.48	123.23	118.30
1	ci	178	SER	O-C-N	-5.48	113.94	122.70
1	1f	130	TYR	CG-CD1-CE1	-5.48	116.92	121.30
1	d8	100	ARG	NE-CZ-NH2	-5.48	117.56	120.30
1	dg	167	ARG	CD-NE-CZ	5.48	131.27	123.60
1	e9	48	THR	CA-CB-CG2	-5.48	104.73	112.40
1	fi	173	ARG	CG-CD-NE	-5.48	100.30	111.80
1	ly	184	TRP	CB-CG-CD1	-5.48	119.88	127.00
1	fl	64	ALA	CB-CA-C	-5.48	101.88	110.10
1	x	145	TYR	CB-CG-CD1	-5.48	117.71	121.00
1	if	161	PHE	CB-CG-CD2	-5.48	116.97	120.80
1	29	167	ARG	NH1-CZ-NH2	-5.48	113.38	119.40
1	2x	79	GLU	OE1-CD-OE2	-5.48	116.73	123.30
1	2H	228	ALA	CB-CA-C	-5.48	101.89	110.10
1	3b	185	MET	CG-SD-CE	-5.48	91.44	100.20
1	3f	32	PHE	CB-CG-CD1	-5.48	116.97	120.80
1	3E	6	LEU	CB-CA-C	-5.48	99.80	110.20

Continued on next page...

Continued from previous page...

Mol	Chain	Res	Type	Atoms	Z	Observed(°)	Ideal(°)
1	4g	219	GLN	O-C-N	-5.48	113.89	123.20
1	8p	221	VAL	CA-CB-CG1	5.48	119.11	110.90
1	9U	164	TYR	CB-CA-C	5.48	121.35	110.40
1	a7	136	LEU	CB-CG-CD1	5.48	120.31	111.00
1	aG	80	TRP	CD1-CG-CD2	5.48	110.68	106.30
1	b0	77	ALA	O-C-N	-5.48	113.94	122.70
1	dl	172	LEU	CB-CG-CD1	5.48	120.31	111.00
1	1k	80	TRP	NE1-CE2-CZ2	5.48	136.42	130.40
1	dG	130	TYR	CB-CG-CD1	-5.48	117.72	121.00
1	e4	76	GLU	OE1-CD-OE2	-5.48	116.73	123.30
1	eh	167	ARG	NE-CZ-NH2	-5.48	117.56	120.30
1	fh	231	LEU	CA-C-O	-5.48	108.60	120.10
1	fs	97	ARG	N-CA-CB	-5.48	100.74	110.60
1	gk	57	ASN	CA-CB-CG	-5.47	101.36	113.40
1	gk	184	TRP	CE2-CD2-CG	-5.47	102.92	107.30
1	gm	100	ARG	NE-CZ-NH2	5.47	123.04	120.30
1	gT	78	ALA	CB-CA-C	5.47	118.31	110.10
1	h7	31	ALA	N-CA-CB	5.47	117.77	110.10
1	hN	132	ARG	NE-CZ-NH1	5.47	123.04	120.30
1	ig	229	ARG	NH1-CZ-NH2	-5.47	113.38	119.40
1	iv	162	ARG	NH1-CZ-NH2	-5.47	113.38	119.40
1	iR	80	TRP	CG-CD1-NE1	5.47	115.57	110.10
1	iY	213	GLU	OE1-CD-OE2	-5.47	116.73	123.30
1	j9	169	TYR	CA-CB-CG	-5.47	103.00	113.40
1	jG	143	ARG	NE-CZ-NH2	-5.47	117.56	120.30
1	jP	10	MET	CG-SD-CE	-5.47	91.44	100.20
1	kx	6	LEU	N-CA-CB	5.47	121.35	110.40
1	kX	168	PHE	CB-CG-CD1	-5.47	116.97	120.80
1	l3	161	PHE	CG-CD2-CE2	-5.47	114.78	120.80
1	lm	131	LYS	O-C-N	-5.47	113.94	122.70
1	lR	189	LEU	CB-CG-CD2	-5.47	101.69	111.00
1	2z	78	ALA	N-CA-CB	5.47	117.76	110.10
1	2D	229	ARG	NE-CZ-NH2	5.47	123.04	120.30
1	2I	145	TYR	C-N-CA	5.47	135.39	121.70
1	2O	96	MET	N-CA-C	-5.47	96.22	111.00
1	36	184	TRP	CD1-CG-CD2	-5.47	101.92	106.30
1	3a	122	PRO	N-CD-CG	-5.47	94.99	103.20
1	3p	100	ARG	NH1-CZ-NH2	-5.47	113.38	119.40
1	4r	38	PRO	N-CD-CG	5.47	111.41	103.20
1	4S	87	HIS	CB-CA-C	-5.47	99.45	110.40
1	5g	161	PHE	CG-CD2-CE2	5.47	126.82	120.80
1	5h	161	PHE	CG-CD1-CE1	-5.47	114.78	120.80

Continued on next page...

Continued from previous page...

Mol	Chain	Res	Type	Atoms	Z	Observed(°)	Ideal(°)
1	5w	103	ASP	CB-CG-OD2	5.47	123.23	118.30
1	6f	197	ASP	CB-CG-OD1	-5.47	113.37	118.30
1	6R	164	TYR	CB-CG-CD2	-5.47	117.72	121.00
1	7B	23	TRP	CD2-CE2-CZ2	-5.47	115.73	122.30
1	7U	25	LYS	N-CA-C	5.47	125.78	111.00
1	7V	68	MET	CA-CB-CG	5.47	122.61	113.30
1	7W	103	ASP	CB-CG-OD2	5.47	123.23	118.30
1	90	86	VAL	CA-CB-CG1	5.47	119.11	110.90
1	98	77	ALA	N-CA-CB	-5.47	102.44	110.10
1	9s	53	ASN	CA-CB-CG	-5.47	101.36	113.40
1	9N	76	GLU	OE1-CD-OE2	-5.47	116.73	123.30
1	9O	111	LEU	CB-CG-CD1	5.47	120.31	111.00
1	9R	5	ASN	N-CA-CB	-5.47	100.75	110.60
1	a3	160	PRO	N-CA-CB	5.47	109.87	103.30
1	ag	211	LEU	O-C-N	-5.47	113.94	122.70
1	aU	133	TRP	CB-CG-CD1	-5.47	119.88	127.00
1	18	36	VAL	CA-CB-CG1	5.47	119.11	110.90
1	bz	103	ASP	CB-CG-OD1	5.47	123.23	118.30
1	bI	20	LEU	CB-CG-CD2	5.47	120.31	111.00
1	bM	69	LEU	CB-CA-C	5.47	120.60	110.20
1	bP	173	ARG	NE-CZ-NH1	5.47	123.04	120.30
1	c1	102	SER	N-CA-CB	-5.47	102.29	110.50
1	ck	75	GLU	OE1-CD-OE2	-5.47	116.73	123.30
1	cm	197	ASP	CB-CG-OD1	5.47	123.23	118.30
1	cv	125	PRO	CA-N-CD	5.47	119.36	111.70
1	cy	169	TYR	CG-CD1-CE1	-5.47	116.92	121.30
1	cC	133	TRP	CB-CG-CD1	5.47	134.12	127.00
1	1h	56	LEU	CA-C-O	5.47	131.60	120.10
1	cW	164	TYR	CB-CG-CD1	-5.47	117.72	121.00
1	dg	86	VAL	CA-CB-CG2	5.47	119.11	110.90
1	dl	55	MET	O-C-N	-5.47	113.94	122.70
1	dv	117	TRP	CB-CG-CD1	-5.47	119.88	127.00
1	dN	80	TRP	CD1-NE1-CE2	-5.47	104.07	109.00
1	ed	150	ILE	CA-CB-CG2	-5.47	99.95	110.90
1	eI	82	ARG	NE-CZ-NH2	-5.47	117.56	120.30
1	a	215	MET	CG-SD-CE	-5.47	91.44	100.20
1	e	229	ARG	NE-CZ-NH1	5.47	123.04	120.30
1	1	32	PHE	CB-CG-CD2	5.47	124.63	120.80
1	gx	69	LEU	O-C-N	-5.47	113.94	122.70
1	hp	40	PHE	CB-CG-CD1	-5.47	116.97	120.80
1	iT	80	TRP	CB-CG-CD1	5.47	134.11	127.00
1	ju	90	PRO	O-C-N	-5.47	113.94	122.70

Continued on next page...

Continued from previous page...

Mol	Chain	Res	Type	Atoms	Z	Observed(°)	Ideal(°)
1	k2	69	LEU	CB-CG-CD2	5.47	120.30	111.00
1	k8	224	PRO	C-N-CA	5.47	133.79	122.30
1	kA	197	ASP	CB-CG-OD1	5.47	123.22	118.30
1	kC	32	PHE	N-CA-CB	5.47	120.45	110.60
1	27	23	TRP	CD1-CG-CD2	5.47	110.68	106.30
1	lt	169	TYR	CB-CG-CD2	5.47	124.28	121.00
1	lu	164	TYR	CD1-CG-CD2	5.47	123.92	117.90
1	lD	117	TRP	O-C-N	-5.47	113.94	122.70
1	lG	166	ASP	CB-CG-OD2	-5.47	113.37	118.30
1	lP	152	ASP	CB-CG-OD1	-5.47	113.38	118.30
1	2n	143	ARG	CD-NE-CZ	5.47	131.26	123.60
1	2t	40	PHE	CB-CG-CD1	5.47	124.63	120.80
1	2U	214	MET	O-C-N	-5.47	113.94	122.70
1	30	167	ARG	NE-CZ-NH1	5.47	123.04	120.30
1	33	91	ILE	O-C-N	-5.47	113.94	122.70
1	3A	66	MET	CG-SD-CE	-5.47	91.44	100.20
1	41	187	GLU	OE1-CD-OE2	-5.47	116.73	123.30
1	6e	162	ARG	NE-CZ-NH1	-5.47	117.56	120.30
1	6y	168	PHE	N-CA-CB	-5.47	100.75	110.60
1	6J	193	ASN	O-C-N	-5.47	113.94	122.70
1	70	80	TRP	CB-CG-CD1	5.47	134.12	127.00
1	7h	184	TRP	CB-CG-CD1	-5.47	119.89	127.00
1	7k	62	HIS	C-N-CA	5.47	135.38	121.70
1	7A	83	LEU	O-C-N	-5.47	113.94	122.70
1	7M	184	TRP	CG-CD1-NE1	-5.47	104.63	110.10
1	8W	162	ARG	NH1-CZ-NH2	-5.47	113.38	119.40
1	8X	40	PHE	CB-CG-CD2	-5.47	116.97	120.80
1	8Y	51	ASP	CB-CA-C	-5.47	99.46	110.40
1	9h	100	ARG	NE-CZ-NH1	5.47	123.04	120.30
1	9j	117	TRP	CB-CG-CD1	-5.47	119.89	127.00
1	9K	110	THR	N-CA-CB	5.47	120.70	110.30
1	al	50	GLN	CA-CB-CG	5.47	125.44	113.40
1	12	117	TRP	CD1-NE1-CE2	-5.47	104.07	109.00
1	aV	82	ARG	NE-CZ-NH2	-5.47	117.56	120.30
1	18	23	TRP	CD1-CG-CD2	-5.47	101.92	106.30
1	19	211	LEU	O-C-N	-5.47	113.94	122.70
1	cR	68	MET	CG-SD-CE	-5.47	91.44	100.20
1	cV	32	PHE	CB-CG-CD1	5.47	124.63	120.80
1	ds	189	LEU	CB-CG-CD1	-5.47	101.70	111.00
1	e9	130	TYR	CB-CG-CD1	5.47	124.28	121.00
1	ey	99	PRO	N-CA-C	5.47	126.33	112.10
1	ff	112	GLN	CB-CG-CD	5.47	125.83	111.60

Continued on next page...

Continued from previous page...

Mol	Chain	Res	Type	Atoms	Z	Observed(°)	Ideal(°)
1	fn	126	VAL	O-C-N	-5.47	113.90	123.20
1	fp	197	ASP	CB-CG-OD2	-5.47	113.38	118.30
1	fF	210	THR	N-CA-CB	5.47	120.70	110.30
1	o	167	ARG	CD-NE-CZ	5.47	131.26	123.60
1	gv	133	TRP	CB-CG-CD2	-5.47	119.49	126.60
1	jg	162	ARG	NE-CZ-NH1	5.47	123.03	120.30
1	jn	82	ARG	NH1-CZ-NH2	-5.47	113.38	119.40
1	jr	83	LEU	CA-C-O	5.47	131.59	120.10
1	1Y	51	ASP	CB-CG-OD1	5.47	123.22	118.30
1	jW	188	THR	CA-CB-CG2	5.47	120.06	112.40
1	ko	161	PHE	CB-CG-CD1	-5.47	116.97	120.80
1	2h	197	ASP	CB-CG-OD2	5.47	123.22	118.30
1	2r	143	ARG	N-CA-CB	5.47	120.45	110.60
1	2x	148	THR	CA-CB-CG2	-5.47	104.74	112.40
1	2F	199	LYS	O-C-N	-5.47	113.95	122.70
1	2T	169	TYR	CD1-CE1-CZ	5.47	124.72	119.80
1	2X	169	TYR	CG-CD1-CE1	-5.47	116.92	121.30
1	3g	167	ARG	O-C-N	-5.47	113.95	122.70
1	4w	230	VAL	CA-CB-CG2	-5.47	102.69	110.90
1	4V	205	LEU	CB-CG-CD1	5.47	120.30	111.00
1	60	161	PHE	CG-CD2-CE2	5.47	126.82	120.80
1	6x	132	ARG	NH1-CZ-NH2	-5.47	113.38	119.40
1	84	126	VAL	CA-CB-CG2	5.47	119.11	110.90
1	8i	12	HIS	CA-CB-CG	-5.47	104.30	113.60
1	8F	210	THR	CA-CB-CG2	-5.47	104.74	112.40
1	8M	71	GLU	OE1-CD-OE2	-5.47	116.73	123.30
1	9e	120	HIS	N-CA-CB	-5.47	100.75	110.60
1	ar	117	TRP	CB-CG-CD1	-5.47	119.89	127.00
1	aQ	155	GLN	N-CA-CB	-5.47	100.75	110.60
1	b0	152	ASP	CB-CG-OD2	-5.47	113.38	118.30
1	ct	168	PHE	CB-CG-CD1	5.47	124.63	120.80
1	dx	182	LYS	O-C-N	-5.47	113.95	122.70
1	eB	105	ALA	C-N-CA	5.47	133.79	122.30
1	f7	147	PRO	N-CD-CG	5.47	111.41	103.20
1	fL	154	ARG	NE-CZ-NH2	-5.47	117.56	120.30
1	fP	40	PHE	CG-CD1-CE1	5.47	126.82	120.80
1	g7	173	ARG	O-C-N	-5.47	113.95	122.70
1	T	145	TYR	CB-CG-CD2	-5.47	117.72	121.00
1	gn	163	ASP	CB-CG-OD1	5.47	123.22	118.30
1	gy	221	VAL	C-N-CA	5.47	133.79	122.30
1	h7	169	TYR	CZ-CE2-CD2	5.47	124.72	119.80
1	h9	40	PHE	CB-CG-CD2	5.47	124.63	120.80

Continued on next page...

Continued from previous page...

Mol	Chain	Res	Type	Atoms	Z	Observed(°)	Ideal(°)
1	hf	130	TYR	CB-CG-CD1	5.47	124.28	121.00
1	hS	184	TRP	CB-CG-CD2	5.47	133.71	126.60
1	iG	159	GLU	OE1-CD-OE2	-5.47	116.74	123.30
1	iP	132	ARG	NE-CZ-NH1	5.47	123.03	120.30
1	jf	143	ARG	NH1-CZ-NH2	-5.47	113.38	119.40
1	k0	154	ARG	NH1-CZ-NH2	-5.47	113.38	119.40
1	kB	80	TRP	CD1-NE1-CE2	5.47	113.92	109.00
1	lk	230	VAL	CA-CB-CG1	-5.47	102.70	110.90
1	lu	184	TRP	CA-CB-CG	5.47	124.09	113.70
1	2g	157	PRO	N-CD-CG	5.47	111.41	103.20
1	55	32	PHE	CB-CG-CD1	5.47	124.63	120.80
1	5h	55	MET	O-C-N	-5.47	113.95	122.70
1	5Y	27	VAL	O-C-N	-5.47	113.95	122.70
1	76	62	HIS	CA-CB-CG	5.47	122.90	113.60
1	7i	40	PHE	CB-CG-CD2	5.47	124.63	120.80
1	7j	184	TRP	CB-CG-CD1	-5.47	119.89	127.00
1	7W	167	ARG	NE-CZ-NH1	5.47	123.03	120.30
1	8q	18	ARG	NE-CZ-NH2	-5.47	117.56	120.30
1	9l	164	TYR	CG-CD1-CE1	-5.47	116.92	121.30
1	9x	214	MET	O-C-N	-5.47	113.95	122.70
1	9S	72	THR	N-CA-CB	5.47	120.69	110.30
1	a7	80	TRP	CD1-CG-CD2	-5.47	101.92	106.30
1	ah	166	ASP	CA-CB-CG	5.47	125.43	113.40
1	c2	167	ARG	NH1-CZ-NH2	-5.47	113.38	119.40
1	c9	133	TRP	CE3-CZ3-CH2	-5.47	115.18	121.20
1	cb	229	ARG	NE-CZ-NH1	5.47	123.03	120.30
1	ce	117	TRP	CE2-CD2-CG	5.47	111.68	107.30
1	cs	132	ARG	NE-CZ-NH1	5.47	123.03	120.30
1	da	171	THR	N-CA-CB	5.47	120.69	110.30
1	dk	136	LEU	C-N-CA	5.47	133.79	122.30
1	dy	169	TYR	CG-CD2-CE2	-5.47	116.92	121.30
1	dD	32	PHE	CB-CG-CD1	-5.47	116.97	120.80
1	dI	110	THR	CA-C-N	5.47	129.24	117.20
1	dX	19	THR	OG1-CB-CG2	-5.47	97.42	110.00
1	el	164	TYR	CG-CD2-CE2	-5.47	116.92	121.30
1	eV	229	ARG	CD-NE-CZ	5.47	131.26	123.60
1	f7	219	GLN	CG-CD-OE1	5.47	132.54	121.60
1	g3	23	TRP	CE2-CD2-CG	-5.47	102.92	107.30
1	g4	169	TYR	CB-CG-CD2	-5.47	117.72	121.00
1	g6	184	TRP	CB-CG-CD1	-5.47	119.89	127.00
1	o	18	ARG	NE-CZ-NH1	5.47	123.03	120.30
1	D	110	THR	N-CA-CB	5.47	120.69	110.30

Continued on next page...

Continued from previous page...

Mol	Chain	Res	Type	Atoms	Z	Observed(°)	Ideal(°)
1	gh	130	TYR	CZ-CE2-CD2	5.47	124.72	119.80
1	hc	168	PHE	CB-CG-CD1	-5.47	116.97	120.80
1	iw	74	ASN	CB-CA-C	-5.47	99.46	110.40
1	iF	86	VAL	CG1-CB-CG2	5.47	119.65	110.90
1	j2	86	VAL	CG1-CB-CG2	-5.47	102.15	110.90
1	kv	40	PHE	CB-CG-CD1	-5.47	116.97	120.80
1	26	105	ALA	N-CA-CB	-5.47	102.44	110.10
1	le	10	MET	CG-SD-CE	-5.47	91.45	100.20
1	lm	92	GLU	OE1-CD-OE2	-5.47	116.74	123.30
1	2e	11	VAL	CA-CB-CG1	5.47	119.10	110.90
1	3P	148	THR	CA-CB-CG2	-5.47	104.74	112.40
1	40	32	PHE	N-CA-C	5.47	125.77	111.00
1	43	23	TRP	CG-CD1-NE1	-5.47	104.63	110.10
1	4m	32	PHE	CD1-CE1-CZ	5.47	126.66	120.10
1	4s	46	GLY	O-C-N	5.47	131.45	122.70
1	5b	229	ARG	CD-NE-CZ	5.47	131.25	123.60
1	6v	173	ARG	NE-CZ-NH1	5.47	123.03	120.30
1	94	114	GLN	CB-CA-C	5.47	121.33	110.40
1	9u	55	MET	CG-SD-CE	-5.47	91.45	100.20
1	9O	105	ALA	N-CA-CB	-5.47	102.44	110.10
1	aa	198	CYS	CA-CB-SG	5.47	123.84	114.00
1	aq	143	ARG	NE-CZ-NH1	5.47	123.03	120.30
1	aF	132	ARG	NE-CZ-NH1	5.47	123.03	120.30
1	b7	187	GLU	N-CA-C	5.47	125.76	111.00
1	bu	101	GLY	CA-C-O	5.47	130.44	120.60
1	bK	185	MET	CG-SD-CE	-5.47	91.45	100.20
1	d0	62	HIS	CA-CB-CG	5.47	122.89	113.60
1	fw	18	ARG	CD-NE-CZ	-5.47	115.94	123.60
1	v	164	TYR	CG-CD2-CE2	5.47	125.67	121.30
1	go	3	VAL	O-C-N	-5.47	113.95	122.70
1	ha	100	ARG	NH1-CZ-NH2	-5.47	113.39	119.40
1	iF	169	TYR	CA-CB-CG	-5.47	103.02	113.40
1	iJ	154	ARG	NE-CZ-NH2	-5.47	117.57	120.30
1	iQ	19	THR	CA-CB-CG2	5.47	120.05	112.40
1	1T	26	VAL	CA-CB-CG2	-5.47	102.70	110.90
1	jy	171	THR	O-C-N	-5.47	113.95	122.70
1	jF	19	THR	N-CA-CB	5.47	120.69	110.30
1	jM	175	GLU	OE1-CD-OE2	-5.47	116.74	123.30
1	jS	164	TYR	CB-CG-CD2	5.47	124.28	121.00
1	ka	228	ALA	CB-CA-C	-5.47	101.90	110.10
1	lg	221	VAL	CA-CB-CG2	-5.47	102.70	110.90
1	lk	70	LYS	O-C-N	-5.47	113.95	122.70

Continued on next page...

Continued from previous page...

Mol	Chain	Res	Type	Atoms	Z	Observed(°)	Ideal(°)
1	lr	107	THR	O-C-N	-5.47	113.95	122.70
1	28	146	SER	N-CA-C	5.47	125.76	111.00
1	2i	218	CYS	O-C-N	-5.47	113.95	122.70
1	2p	221	VAL	O-C-N	-5.47	113.91	123.20
1	2Y	32	PHE	CB-CG-CD1	5.47	124.63	120.80
1	30	77	ALA	N-CA-CB	-5.47	102.45	110.10
1	3K	185	MET	O-C-N	-5.47	113.95	122.70
1	3O	185	MET	N-CA-CB	5.47	120.44	110.60
1	4Z	173	ARG	NE-CZ-NH2	-5.47	117.57	120.30
1	55	199	LYS	CA-CB-CG	5.47	125.43	113.40
1	6m	208	ALA	N-CA-CB	-5.47	102.45	110.10
1	6z	144	MET	CG-SD-CE	-5.47	91.45	100.20
1	6S	39	MET	CG-SD-CE	5.47	108.95	100.20
1	6U	130	TYR	CB-CG-CD1	5.47	124.28	121.00
1	7F	161	PHE	CB-CG-CD1	-5.47	116.97	120.80
1	7P	196	PRO	N-CA-CB	5.47	109.86	103.30
1	8A	125	PRO	N-CD-CG	5.47	111.40	103.20
1	8E	40	PHE	CB-CG-CD1	-5.47	116.97	120.80
1	8L	124	ILE	O-C-N	-5.47	110.71	121.10
1	8X	203	LYS	N-CA-CB	-5.47	100.76	110.60
1	9g	119	THR	CA-CB-CG2	-5.47	104.75	112.40
1	9w	129	ILE	CG1-CB-CG2	-5.47	99.37	111.40
1	9B	80	TRP	CE2-CD2-CG	5.47	111.67	107.30
1	9E	173	ARG	NH1-CZ-NH2	-5.47	113.39	119.40
1	ak	64	ALA	N-CA-CB	-5.47	102.45	110.10
1	ao	185	MET	O-C-N	-5.47	113.95	122.70
1	aN	125	PRO	C-N-CA	5.47	135.37	121.70
1	aY	117	TRP	CG-CD2-CE3	-5.47	128.98	133.90
1	bv	132	ARG	NE-CZ-NH2	-5.47	117.57	120.30
1	cz	164	TYR	CB-CA-C	5.47	121.33	110.40
1	cA	218	CYS	CB-CA-C	5.47	121.33	110.40
1	dA	184	TRP	CB-CG-CD1	5.47	134.11	127.00
1	dN	229	ARG	NH1-CZ-NH2	-5.47	113.39	119.40
1	lo	174	ALA	CB-CA-C	5.47	118.30	110.10
1	e2	76	GLU	OE1-CD-OE2	-5.47	116.74	123.30
1	e7	213	GLU	OE1-CD-OE2	-5.47	116.74	123.30
1	lz	32	PHE	C-N-CA	5.47	135.37	121.70
1	e	185	MET	O-C-N	-5.47	113.95	122.70
1	Q	58	THR	CA-CB-CG2	5.47	120.05	112.40
1	W	64	ALA	N-CA-CB	-5.47	102.45	110.10
1	g9	115	ILE	O-C-N	-5.46	113.91	123.20
1	gi	23	TRP	CE3-CZ3-CH2	5.46	127.21	121.20

Continued on next page...

Continued from previous page...

Mol	Chain	Res	Type	Atoms	Z	Observed(°)	Ideal(°)
1	gn	173	ARG	NH1-CZ-NH2	-5.46	113.39	119.40
1	gB	109	SER	N-CA-CB	5.46	118.69	110.50
1	he	65	ALA	CB-CA-C	5.46	118.30	110.10
1	hj	28	GLU	CB-CA-C	5.46	121.33	110.40
1	1M	133	TRP	CG-CD2-CE3	5.46	138.82	133.90
1	hW	42	ALA	CB-CA-C	-5.46	101.90	110.10
1	i6	2	ILE	CA-CB-CG1	5.46	121.38	111.00
1	iR	51	ASP	CB-CG-OD2	-5.46	113.38	118.30
1	iX	96	MET	CG-SD-CE	-5.46	91.46	100.20
1	je	169	TYR	CG-CD2-CE2	-5.46	116.93	121.30
1	jO	42	ALA	CB-CA-C	5.46	118.30	110.10
1	kd	121	ASN	O-C-N	-5.46	110.72	121.10
1	lp	117	TRP	CE2-CD2-CG	-5.46	102.93	107.30
1	2N	162	ARG	NE-CZ-NH2	-5.46	117.57	120.30
1	2X	228	ALA	N-CA-CB	-5.46	102.45	110.10
1	34	132	ARG	O-C-N	-5.46	113.96	122.70
1	3e	18	ARG	NH1-CZ-NH2	5.46	125.41	119.40
1	3k	133	TRP	CA-CB-CG	5.46	124.08	113.70
1	3y	169	TYR	CG-CD2-CE2	5.46	125.67	121.30
1	3E	147	PRO	N-CA-CB	5.46	109.86	103.30
1	3N	175	GLU	OE1-CD-OE2	-5.46	116.74	123.30
1	3T	48	THR	N-CA-CB	5.46	120.68	110.30
1	4e	220	GLY	N-CA-C	5.46	126.76	113.10
1	4Z	210	THR	N-CA-CB	5.46	120.68	110.30
1	5i	103	ASP	CB-CG-OD2	-5.46	113.38	118.30
1	5t	38	PRO	N-CD-CG	5.46	111.40	103.20
1	5G	66	MET	CG-SD-CE	-5.46	91.46	100.20
1	5N	65	ALA	CB-CA-C	-5.46	101.91	110.10
1	6h	154	ARG	NE-CZ-NH2	-5.46	117.57	120.30
1	7c	97	ARG	CD-NE-CZ	5.46	131.25	123.60
1	7x	142	VAL	CA-CB-CG2	-5.46	102.70	110.90
1	7I	19	THR	CA-CB-CG2	-5.46	104.75	112.40
1	7Q	32	PHE	CB-CG-CD2	5.46	124.63	120.80
1	81	16	SER	CA-C-N	5.46	132.40	117.10
1	8h	51	ASP	CB-CG-OD2	5.46	123.22	118.30
1	8m	82	ARG	NE-CZ-NH2	5.46	123.03	120.30
1	8u	164	TYR	CB-CG-CD2	-5.46	117.72	121.00
1	8M	144	MET	O-C-N	-5.46	113.96	122.70
1	9b	197	ASP	CB-CG-OD2	5.46	123.22	118.30
1	9f	173	ARG	NE-CZ-NH2	5.46	123.03	120.30
1	9l	32	PHE	CB-CG-CD2	5.46	124.62	120.80
1	9I	145	TYR	CG-CD1-CE1	5.46	125.67	121.30

Continued on next page...

Continued from previous page...

Mol	Chain	Res	Type	Atoms	Z	Observed(°)	Ideal(°)
1	9M	18	ARG	NH1-CZ-NH2	-5.46	113.39	119.40
1	9P	28	GLU	CG-CD-OE1	5.46	129.23	118.30
1	9P	168	PHE	CG-CD1-CE1	-5.46	114.79	120.80
1	ak	54	THR	CA-CB-CG2	5.46	120.05	112.40
1	bS	78	ALA	CB-CA-C	5.46	118.30	110.10
1	c5	215	MET	CA-CB-CG	5.46	122.59	113.30
1	1e	64	ALA	CB-CA-C	5.46	118.30	110.10
1	1e	163	ASP	CB-CG-OD1	5.46	123.22	118.30
1	cu	154	ARG	NH1-CZ-NH2	-5.46	113.39	119.40
1	dg	162	ARG	NE-CZ-NH2	-5.46	117.57	120.30
1	dk	229	ARG	CA-CB-CG	5.46	125.42	113.40
1	dJ	143	ARG	NE-CZ-NH2	5.46	123.03	120.30
1	er	100	ARG	NH1-CZ-NH2	-5.46	113.39	119.40
1	es	145	TYR	CB-CG-CD1	-5.46	117.72	121.00
1	ew	22	ALA	CB-CA-C	-5.46	101.90	110.10
1	1s	230	VAL	CG1-CB-CG2	5.46	119.64	110.90
1	f9	103	ASP	CB-CG-OD2	-5.46	113.38	118.30
1	fd	76	GLU	OE1-CD-OE2	-5.46	116.74	123.30
1	fj	202	LEU	CB-CG-CD1	-5.46	101.71	111.00
1	ft	22	ALA	O-C-N	-5.46	113.96	122.70
1	1	96	MET	CG-SD-CE	-5.46	91.46	100.20
1	l	130	TYR	CA-CB-CG	5.46	123.78	113.40
1	o	36	VAL	CB-CA-C	-5.46	101.02	111.40
1	x	96	MET	O-C-N	-5.46	113.96	122.70
1	E	126	VAL	CG1-CB-CG2	-5.46	102.16	110.90
1	O	125	PRO	N-CD-CG	5.46	111.40	103.20
1	S	172	LEU	CB-CG-CD1	5.46	120.29	111.00
1	ha	54	THR	O-C-N	-5.46	113.96	122.70
1	hb	100	ARG	NE-CZ-NH1	5.46	123.03	120.30
1	hz	97	ARG	NE-CZ-NH2	-5.46	117.57	120.30
1	hE	162	ARG	NE-CZ-NH2	-5.46	117.57	120.30
1	hT	202	LEU	CB-CG-CD2	5.46	120.29	111.00
1	i1	130	TYR	CG-CD2-CE2	5.46	125.67	121.30
1	jA	169	TYR	CG-CD1-CE1	-5.46	116.93	121.30
1	kg	59	VAL	CB-CA-C	5.46	121.78	111.40
1	kv	63	GLN	O-C-N	-5.46	113.96	122.70
1	kN	48	THR	CA-CB-CG2	-5.46	104.75	112.40
1	l9	72	THR	CA-CB-CG2	-5.46	104.75	112.40
1	lR	82	ARG	NH1-CZ-NH2	-5.46	113.39	119.40
1	3k	147	PRO	N-CA-C	5.46	126.30	112.10
1	3x	229	ARG	NE-CZ-NH1	5.46	123.03	120.30
1	3E	186	THR	O-C-N	-5.46	113.96	122.70

Continued on next page...

Continued from previous page...

Mol	Chain	Res	Type	Atoms	Z	Observed(°)	Ideal(°)
1	5o	100	ARG	CG-CD-NE	-5.46	100.33	111.80
1	5q	145	TYR	CB-CG-CD2	-5.46	117.72	121.00
1	6P	142	VAL	CA-CB-CG1	5.46	119.09	110.90
1	7J	118	MET	CG-SD-CE	-5.46	91.46	100.20
1	8f	197	ASP	CB-CG-OD1	5.46	123.22	118.30
1	8r	74	ASN	N-CA-CB	-5.46	100.77	110.60
1	9Q	162	ARG	CD-NE-CZ	5.46	131.25	123.60
1	9U	163	ASP	CB-CG-OD1	-5.46	113.38	118.30
1	aq	138	LEU	O-C-N	-5.46	113.96	122.70
1	b2	99	PRO	O-C-N	-5.46	113.96	122.70
1	be	56	LEU	CB-CA-C	5.46	120.58	110.20
1	bi	103	ASP	CB-CG-OD2	-5.46	113.38	118.30
1	bm	55	MET	CB-CA-C	-5.46	99.47	110.40
1	bW	167	ARG	CG-CD-NE	-5.46	100.33	111.80
1	cN	42	ALA	O-C-N	-5.46	113.96	122.70
1	d2	133	TRP	CB-CG-CD2	-5.46	119.50	126.60
1	dO	11	VAL	CG1-CB-CG2	-5.46	102.16	110.90
1	eK	132	ARG	NE-CZ-NH2	-5.46	117.57	120.30
1	ly	133	TRP	CB-CA-C	-5.46	99.47	110.40
1	fS	161	PHE	O-C-N	-5.46	113.96	122.70
1	gt	32	PHE	CG-CD1-CE1	-5.46	114.79	120.80
1	gu	200	THR	CA-CB-CG2	-5.46	104.75	112.40
1	gG	68	MET	CG-SD-CE	-5.46	91.46	100.20
1	gO	9	GLN	CB-CG-CD	5.46	125.80	111.60
1	gU	115	ILE	CA-C-N	5.46	127.12	116.20
1	hR	126	VAL	CG1-CB-CG2	5.46	119.64	110.90
1	i9	217	ALA	O-C-N	-5.46	113.96	122.70
1	il	23	TRP	CZ3-CH2-CZ2	-5.46	115.05	121.60
1	ip	162	ARG	NE-CZ-NH2	-5.46	117.57	120.30
1	iI	31	ALA	N-CA-CB	-5.46	102.45	110.10
1	iY	177	ALA	N-CA-C	5.46	125.75	111.00
1	j4	152	ASP	CB-CG-OD2	5.46	123.21	118.30
1	lW	45	GLU	C-N-CA	5.46	133.77	122.30
1	ly	189	LEU	N-CA-CB	-5.46	99.48	110.40
1	jL	117	TRP	O-C-N	-5.46	113.96	122.70
1	jY	163	ASP	CB-CG-OD1	5.46	123.22	118.30
1	kb	10	MET	CG-SD-CE	-5.46	91.46	100.20
1	29	156	GLY	O-C-N	-5.46	110.72	121.10
1	lL	109	SER	N-CA-CB	5.46	118.69	110.50
1	2V	125	PRO	N-CA-CB	-5.46	96.59	102.60
1	4E	40	PHE	CG-CD2-CE2	-5.46	114.79	120.80
1	5Z	100	ARG	NH1-CZ-NH2	-5.46	113.39	119.40

Continued on next page...

Continued from previous page...

Mol	Chain	Res	Type	Atoms	Z	Observed(°)	Ideal(°)
1	6n	95	GLN	O-C-N	-5.46	113.96	122.70
1	7w	40	PHE	CB-CG-CD2	5.46	124.62	120.80
1	7C	31	ALA	CB-CA-C	5.46	118.29	110.10
1	7H	171	THR	O-C-N	-5.46	113.96	122.70
1	8e	19	THR	O-C-N	-5.46	113.96	122.70
1	8t	86	VAL	CA-CB-CG2	-5.46	102.71	110.90
1	8I	152	ASP	CB-CA-C	5.46	121.33	110.40
1	8X	80	TRP	CZ3-CH2-CZ2	-5.46	115.05	121.60
1	9m	228	ALA	CB-CA-C	5.46	118.29	110.10
1	9D	154	ARG	CG-CD-NE	-5.46	100.33	111.80
1	ak	48	THR	N-CA-CB	5.46	120.68	110.30
1	aW	80	TRP	CE3-CZ3-CH2	-5.46	115.19	121.20
1	br	103	ASP	CB-CA-C	-5.46	99.47	110.40
1	bu	186	THR	O-C-N	-5.46	113.96	122.70
1	bz	185	MET	CG-SD-CE	-5.46	91.46	100.20
1	bN	113	GLU	OE1-CD-OE2	-5.46	116.75	123.30
1	cC	83	LEU	CB-CA-C	5.46	120.58	110.20
1	cC	164	TYR	O-C-N	-5.46	113.96	122.70
1	cS	82	ARG	O-C-N	-5.46	113.96	122.70
1	e3	184	TRP	CZ3-CH2-CZ2	-5.46	115.05	121.60
1	eC	14	ALA	CB-CA-C	-5.46	101.91	110.10
1	eX	24	VAL	CG1-CB-CG2	-5.46	102.16	110.90
1	eY	173	ARG	NH1-CZ-NH2	-5.46	113.39	119.40
1	fb	148	THR	N-CA-CB	5.46	120.68	110.30
1	fi	54	THR	N-CA-CB	5.46	120.68	110.30
1	fm	34	PRO	N-CA-CB	5.46	109.85	103.30
1	fp	5	ASN	CA-CB-CG	-5.46	101.39	113.40
1	n	153	ILE	CA-C-O	5.46	131.57	120.10
1	v	170	LYS	O-C-N	-5.46	113.96	122.70
1	H	184	TRP	CG-CD1-NE1	-5.46	104.64	110.10
1	iZ	169	TYR	CA-CB-CG	-5.46	103.03	113.40
1	j1	209	ALA	O-C-N	-5.46	113.96	122.70
1	j1	228	ALA	CB-CA-C	5.46	118.29	110.10
1	jd	18	ARG	NH1-CZ-NH2	-5.46	113.39	119.40
1	jd	100	ARG	O-C-N	-5.46	113.92	123.20
1	jo	18	ARG	NE-CZ-NH2	-5.46	117.57	120.30
1	kK	194	ALA	N-CA-C	5.46	125.74	111.00
1	ln	89	GLY	CA-C-O	-5.46	110.77	120.60
1	2j	3	VAL	CA-C-O	5.46	131.57	120.10
1	37	229	ARG	CA-CB-CG	5.46	125.41	113.40
1	3S	39	MET	O-C-N	-5.46	113.97	122.70
1	4U	180	GLU	OE1-CD-OE2	-5.46	116.75	123.30

Continued on next page...

Continued from previous page...

Mol	Chain	Res	Type	Atoms	Z	Observed(°)	Ideal(°)
1	6u	230	VAL	CA-CB-CG1	-5.46	102.71	110.90
1	6C	173	ARG	O-C-N	-5.46	113.96	122.70
1	7h	17	PRO	N-CD-CG	5.46	111.39	103.20
1	9e	173	ARG	NE-CZ-NH1	5.46	123.03	120.30
1	9m	173	ARG	CD-NE-CZ	-5.46	115.96	123.60
1	9P	189	LEU	N-CA-CB	-5.46	99.48	110.40
1	c1	169	TYR	CD1-CG-CD2	5.46	123.91	117.90
1	c9	162	ARG	NE-CZ-NH1	-5.46	117.57	120.30
1	cg	193	ASN	O-C-N	-5.46	113.96	122.70
1	cj	171	THR	N-CA-CB	5.46	120.67	110.30
1	dd	104	ILE	O-C-N	-5.46	113.97	122.70
1	dj	208	ALA	N-CA-CB	-5.46	102.46	110.10
1	dt	167	ARG	CD-NE-CZ	5.46	131.24	123.60
1	fp	107	THR	CA-CB-CG2	-5.46	104.76	112.40
1	fZ	27	VAL	O-C-N	-5.46	113.96	122.70
1	gx	80	TRP	CD1-NE1-CE2	5.46	113.91	109.00
1	h3	204	ALA	CB-CA-C	5.46	118.29	110.10
1	ho	205	LEU	C-N-CA	5.46	133.76	122.30
1	ht	197	ASP	O-C-N	-5.46	113.97	122.70
1	hY	168	PHE	CD1-CE1-CZ	-5.46	113.55	120.10
1	im	103	ASP	CB-CG-OD1	-5.46	113.39	118.30
1	io	74	ASN	O-C-N	-5.46	113.97	122.70
1	iG	191	VAL	CA-CB-CG1	5.46	119.09	110.90
1	j3	164	TYR	CG-CD2-CE2	-5.46	116.93	121.30
1	js	16	SER	N-CA-CB	5.46	118.69	110.50
1	ju	183	ASN	N-CA-CB	5.46	120.43	110.60
1	jx	145	TYR	CB-CG-CD1	-5.46	117.72	121.00
1	ki	167	ARG	N-CA-CB	-5.46	100.78	110.60
1	kw	164	TYR	CB-CA-C	5.46	121.32	110.40
1	la	152	ASP	CB-CA-C	-5.46	99.48	110.40
1	lw	197	ASP	CB-CG-OD1	-5.46	113.39	118.30
1	ly	159	GLU	O-C-N	-5.46	110.73	121.10
1	2m	96	MET	CB-CA-C	-5.46	99.48	110.40
1	2p	144	MET	CG-SD-CE	-5.46	91.47	100.20
1	2r	165	VAL	CG1-CB-CG2	-5.46	102.17	110.90
1	3i	23	TRP	CA-CB-CG	5.46	124.07	113.70
1	3q	11	VAL	CG1-CB-CG2	-5.46	102.17	110.90
1	3J	133	TRP	CD1-CG-CD2	5.46	110.67	106.30
1	3W	128	GLU	OE1-CD-OE2	-5.46	116.75	123.30
1	4t	36	VAL	CB-CA-C	5.46	121.77	111.40
1	4T	152	ASP	CB-CG-OD2	5.46	123.21	118.30
1	5a	184	TRP	CD1-CG-CD2	5.46	110.67	106.30

Continued on next page...

Continued from previous page...

Mol	Chain	Res	Type	Atoms	Z	Observed(°)	Ideal(°)
1	5j	79	GLU	OE1-CD-OE2	-5.46	116.75	123.30
1	5P	148	THR	CA-CB-CG2	-5.46	104.76	112.40
1	6f	197	ASP	CB-CG-OD2	5.46	123.21	118.30
1	6C	25	LYS	O-C-N	-5.46	113.97	122.70
1	7t	161	PHE	CG-CD1-CE1	-5.46	114.80	120.80
1	7C	162	ARG	NE-CZ-NH1	5.46	123.03	120.30
1	8i	229	ARG	NH1-CZ-NH2	-5.46	113.40	119.40
1	8t	184	TRP	O-C-N	-5.46	113.97	122.70
1	8w	32	PHE	CB-CG-CD1	-5.46	116.98	120.80
1	8L	167	ARG	NE-CZ-NH1	5.46	123.03	120.30
1	95	145	TYR	CB-CG-CD2	5.46	124.28	121.00
1	9k	23	TRP	CB-CG-CD1	-5.46	119.90	127.00
1	9l	229	ARG	NE-CZ-NH2	-5.46	117.57	120.30
1	9t	143	ARG	CG-CD-NE	-5.46	100.34	111.80
1	9z	209	ALA	N-CA-CB	-5.46	102.46	110.10
1	9G	184	TRP	CB-CG-CD1	-5.46	119.91	127.00
1	9K	177	ALA	N-CA-C	5.46	125.74	111.00
1	9Z	195	ASN	N-CA-CB	-5.46	100.77	110.60
1	a4	57	ASN	O-C-N	-5.46	113.97	122.70
1	ac	81	ASP	CB-CG-OD1	5.46	123.21	118.30
1	ba	80	TRP	CB-CG-CD2	5.46	133.70	126.60
1	bg	71	GLU	CG-CD-OE1	-5.46	107.38	118.30
1	bD	130	TYR	CB-CG-CD1	5.46	124.28	121.00
1	bO	162	ARG	NH1-CZ-NH2	-5.46	113.40	119.40
1	c0	83	LEU	O-C-N	-5.46	113.97	122.70
1	ck	55	MET	CG-SD-CE	-5.46	91.47	100.20
1	cq	189	LEU	CB-CG-CD1	-5.46	101.72	111.00
1	cA	4	GLN	N-CA-CB	5.46	120.43	110.60
1	cU	56	LEU	CB-CG-CD1	-5.46	101.72	111.00
1	d6	162	ARG	NE-CZ-NH1	5.46	123.03	120.30
1	dD	163	ASP	CB-CG-OD1	-5.46	113.39	118.30
1	dX	32	PHE	CB-CG-CD1	-5.46	116.98	120.80
1	ee	34	PRO	C-N-CA	5.46	135.34	121.70
1	ep	79	GLU	OE1-CD-OE2	-5.46	116.75	123.30
1	1r	100	ARG	NE-CZ-NH2	5.46	123.03	120.30
1	f1	145	TYR	CB-CG-CD2	-5.46	117.72	121.00
1	fd	97	ARG	NE-CZ-NH2	-5.46	117.57	120.30
1	1w	70	LYS	O-C-N	-5.46	113.97	122.70
1	fK	119	THR	CA-CB-OG1	5.46	120.47	109.00
1	fR	54	THR	OG1-CB-CG2	-5.46	97.45	110.00
1	fS	69	LEU	CB-CG-CD2	5.46	120.28	111.00
1	g5	132	ARG	NH1-CZ-NH2	-5.46	113.40	119.40

Continued on next page...

Continued from previous page...

Mol	Chain	Res	Type	Atoms	Z	Observed(°)	Ideal(°)
1	g5	166	ASP	CB-CG-OD1	5.46	123.21	118.30
1	gt	168	PHE	CB-CA-C	5.46	121.31	110.40
1	i5	82	ARG	NE-CZ-NH2	-5.46	117.57	120.30
1	ic	65	ALA	N-CA-CB	-5.46	102.46	110.10
1	if	174	ALA	CB-CA-C	5.46	118.28	110.10
1	iF	35	GLU	O-C-N	-5.46	113.97	122.70
1	iK	145	TYR	CG-CD2-CE2	-5.46	116.94	121.30
1	ji	132	ARG	NE-CZ-NH2	-5.46	117.57	120.30
1	jj	130	TYR	CG-CD1-CE1	-5.46	116.93	121.30
1	jl	184	TRP	CE2-CD2-CG	-5.46	102.94	107.30
1	k5	23	TRP	NE1-CE2-CD2	5.46	112.76	107.30
1	k6	193	ASN	N-CA-CB	-5.46	100.78	110.60
1	kp	229	ARG	NE-CZ-NH1	5.46	123.03	120.30
1	kS	3	VAL	CA-CB-CG2	-5.46	102.72	110.90
1	l3	167	ARG	NH1-CZ-NH2	-5.46	113.40	119.40
1	lg	109	SER	CB-CA-C	-5.46	99.73	110.10
1	2i	169	TYR	CZ-CE2-CD2	-5.46	114.89	119.80
1	2s	161	PHE	CG-CD2-CE2	-5.46	114.80	120.80
1	4l	167	ARG	NE-CZ-NH1	5.46	123.03	120.30
1	4Q	169	TYR	CB-CG-CD2	5.46	124.27	121.00
1	5c	164	TYR	CG-CD1-CE1	5.46	125.67	121.30
1	6a	188	THR	CA-CB-CG2	-5.46	104.76	112.40
1	6J	194	ALA	CB-CA-C	-5.46	101.92	110.10
1	7g	229	ARG	CD-NE-CZ	5.46	131.24	123.60
1	7P	152	ASP	N-CA-CB	-5.46	100.78	110.60
1	8G	185	MET	CG-SD-CE	-5.46	91.47	100.20
1	8Q	202	LEU	CB-CG-CD1	5.46	120.28	111.00
1	8T	169	TYR	CD1-CG-CD2	5.46	123.90	117.90
1	a2	93	PRO	C-N-CA	5.46	133.76	122.30
1	b0	157	PRO	N-CA-CB	5.46	109.85	103.30
1	bb	174	ALA	N-CA-CB	-5.46	102.46	110.10
1	bP	168	PHE	CD1-CE1-CZ	-5.46	113.55	120.10
1	bV	171	THR	CA-CB-CG2	5.46	120.04	112.40
1	ci	80	TRP	CD1-NE1-CE2	-5.46	104.09	109.00
1	cl	76	GLU	OE1-CD-OE2	-5.46	116.75	123.30
1	ct	166	ASP	CB-CG-OD1	5.46	123.21	118.30
1	cK	188	THR	N-CA-CB	5.46	120.67	110.30
1	cL	181	VAL	O-C-N	-5.46	113.97	122.70
1	d3	23	TRP	CB-CG-CD1	-5.46	119.91	127.00
1	dF	218	CYS	N-CA-CB	5.46	120.42	110.60
1	dQ	154	ARG	CG-CD-NE	-5.46	100.34	111.80
1	e7	168	PHE	CA-CB-CG	5.46	127.00	113.90

Continued on next page...

Continued from previous page...

Mol	Chain	Res	Type	Atoms	Z	Observed(°)	Ideal(°)
1	ec	42	ALA	CB-CA-C	5.46	118.28	110.10
1	ei	100	ARG	O-C-N	-5.46	113.92	123.20
1	et	145	TYR	CB-CG-CD1	5.46	124.27	121.00
1	eC	208	ALA	CB-CA-C	-5.46	101.92	110.10
1	fb	71	GLU	CA-CB-CG	5.46	125.40	113.40
1	fD	229	ARG	NE-CZ-NH1	5.46	123.03	120.30
1	fJ	117	TRP	CA-CB-CG	5.46	124.07	113.70
1	fN	130	TYR	CG-CD2-CE2	5.46	125.67	121.30
1	lz	117	TRP	N-CA-CB	5.46	120.42	110.60
1	fZ	100	ARG	NE-CZ-NH2	5.46	123.03	120.30
1	fZ	202	LEU	CB-CG-CD2	5.46	120.28	111.00
1	gy	126	VAL	CA-CB-CG1	-5.46	102.72	110.90
1	gl	80	TRP	CG-CD2-CE3	-5.46	128.99	133.90
1	hh	105	ALA	N-CA-CB	-5.46	102.46	110.10
1	lJ	30	LYS	N-CA-C	5.46	125.73	111.00
1	jw	122	PRO	CA-C-N	5.46	132.37	117.10
1	jR	97	ARG	NH1-CZ-NH2	-5.46	113.40	119.40
1	kn	26	VAL	CA-CB-CG1	5.46	119.08	110.90
1	kP	159	GLU	OE1-CD-OE2	-5.46	116.75	123.30
1	2r	49	PRO	N-CA-CB	5.46	109.85	103.30
1	2L	92	GLU	OE1-CD-OE2	-5.46	116.75	123.30
1	3L	164	TYR	CB-CG-CD2	-5.46	117.73	121.00
1	47	31	ALA	N-CA-C	5.46	125.73	111.00
1	6t	39	MET	O-C-N	-5.46	113.97	122.70
1	6t	145	TYR	CB-CG-CD2	-5.46	117.73	121.00
1	7s	31	ALA	CB-CA-C	5.46	118.28	110.10
1	ax	3	VAL	CB-CA-C	5.46	121.77	111.40
1	aT	117	TRP	CB-CG-CD1	5.46	134.09	127.00
1	b5	4	GLN	O-C-N	-5.46	113.97	122.70
1	la	133	TRP	CZ3-CH2-CZ2	5.46	128.15	121.60
1	cC	119	THR	CA-CB-CG2	-5.46	104.76	112.40
1	dW	76	GLU	OE1-CD-OE2	-5.46	116.75	123.30
1	eC	154	ARG	NE-CZ-NH2	5.46	123.03	120.30
1	eZ	50	GLN	O-C-N	-5.46	113.97	122.70
1	gf	99	PRO	N-CD-CG	5.45	111.38	103.20
1	gh	157	PRO	N-CD-CG	5.45	111.38	103.20
1	gQ	108	THR	CA-CB-CG2	-5.45	104.77	112.40
1	h3	155	GLN	CA-CB-CG	5.45	125.40	113.40
1	hz	81	ASP	CA-CB-CG	5.45	125.40	113.40
1	i3	133	TRP	CB-CG-CD2	-5.45	119.51	126.60
1	ie	119	THR	CA-CB-CG2	-5.45	104.76	112.40
1	ju	48	THR	CA-CB-CG2	-5.45	104.77	112.40

Continued on next page...

Continued from previous page...

Mol	Chain	Res	Type	Atoms	Z	Observed(°)	Ideal(°)
1	k6	153	ILE	CA-CB-CG2	-5.45	99.99	110.90
1	2l	86	VAL	CA-CB-CG1	5.45	119.08	110.90
1	ko	80	TRP	CE3-CZ3-CH2	-5.45	115.20	121.20
1	kt	96	MET	CG-SD-CE	-5.45	91.47	100.20
1	kv	188	THR	OG1-CB-CG2	-5.45	97.45	110.00
1	kG	182	LYS	N-CA-CB	-5.45	100.78	110.60
1	lk	66	MET	CA-CB-CG	5.45	122.57	113.30
1	lp	169	TYR	CD1-CG-CD2	5.45	123.90	117.90
1	lM	4	GLN	O-C-N	-5.45	113.97	122.70
1	2S	152	ASP	CB-CG-OD1	-5.45	113.39	118.30
1	3C	211	LEU	O-C-N	-5.45	113.97	122.70
1	4r	217	ALA	CB-CA-C	-5.45	101.92	110.10
1	4Z	21	ASN	CB-CA-C	-5.45	99.49	110.40
1	55	78	ALA	CB-CA-C	5.45	118.28	110.10
1	5C	150	ILE	O-C-N	-5.45	113.97	122.70
1	5L	145	TYR	CA-CB-CG	-5.45	103.04	113.40
1	5P	68	MET	CG-SD-CE	-5.45	91.47	100.20
1	68	9	GLN	N-CA-CB	5.45	120.42	110.60
1	6A	75	GLU	OE1-CD-OE2	-5.45	116.76	123.30
1	6N	167	ARG	NH1-CZ-NH2	-5.45	113.40	119.40
1	6X	153	ILE	O-C-N	-5.45	113.97	122.70
1	72	231	LEU	N-CA-CB	-5.45	99.49	110.40
1	7m	152	ASP	CB-CG-OD1	-5.45	113.39	118.30
1	7y	5	ASN	CB-CA-C	5.45	121.31	110.40
1	7L	38	PRO	O-C-N	5.45	131.43	122.70
1	87	217	ALA	C-N-CA	5.45	135.33	121.70
1	8M	65	ALA	N-CA-CB	-5.45	102.47	110.10
1	ak	28	GLU	N-CA-CB	-5.45	100.78	110.60
1	az	152	ASP	CB-CG-OD2	-5.45	113.39	118.30
1	b8	117	TRP	CD1-CG-CD2	-5.45	101.94	106.30
1	be	194	ALA	O-C-N	-5.45	113.97	122.70
1	bq	167	ARG	CD-NE-CZ	5.45	131.24	123.60
1	bF	103	ASP	CB-CG-OD1	-5.45	113.39	118.30
1	c9	133	TRP	CZ3-CH2-CZ2	5.45	128.14	121.60
1	cb	55	MET	CG-SD-CE	-5.45	91.47	100.20
1	cX	209	ALA	N-CA-CB	-5.45	102.46	110.10
1	eT	142	VAL	CA-CB-CG1	5.45	119.08	110.90
1	eX	110	THR	CA-CB-CG2	-5.45	104.76	112.40
1	f9	23	TRP	CE2-CD2-CG	5.45	111.66	107.30
1	fl	80	TRP	CG-CD2-CE3	-5.45	128.99	133.90
1	fK	22	ALA	N-CA-CB	-5.45	102.47	110.10
1	fV	149	SER	N-CA-CB	5.45	118.68	110.50

Continued on next page...

Continued from previous page...

Mol	Chain	Res	Type	Atoms	Z	Observed(°)	Ideal(°)
1	g2	35	GLU	OE1-CD-OE2	-5.45	116.75	123.30
1	1B	163	ASP	CB-CG-OD1	-5.45	113.39	118.30
1	o	29	GLU	CB-CA-C	-5.45	99.49	110.40
1	4	148	THR	O-C-N	-5.45	113.97	122.70
1	gt	146	SER	N-CA-CB	5.45	118.68	110.50
1	gC	41	SER	N-CA-CB	5.45	118.68	110.50
1	gW	197	ASP	CB-CG-OD1	5.45	123.21	118.30
1	h3	102	SER	CB-CA-C	-5.45	99.74	110.10
1	h8	19	THR	O-C-N	-5.45	113.98	122.70
1	hw	167	ARG	NE-CZ-NH1	5.45	123.03	120.30
1	hR	23	TRP	CG-CD2-CE3	5.45	138.81	133.90
1	i0	110	THR	CA-CB-CG2	-5.45	104.77	112.40
1	1V	56	LEU	CA-C-O	5.45	131.55	120.10
1	lg	133	TRP	CB-CG-CD2	-5.45	119.51	126.60
1	2G	23	TRP	CD1-NE1-CE2	5.45	113.91	109.00
1	36	132	ARG	NE-CZ-NH1	5.45	123.03	120.30
1	3J	174	ALA	N-CA-CB	-5.45	102.47	110.10
1	4n	120	HIS	O-C-N	-5.45	113.98	122.70
1	4r	208	ALA	CB-CA-C	5.45	118.28	110.10
1	6i	230	VAL	CG1-CB-CG2	5.45	119.62	110.90
1	6j	133	TRP	CA-CB-CG	5.45	124.06	113.70
1	6Y	132	ARG	NE-CZ-NH1	5.45	123.03	120.30
1	8b	229	ARG	C-N-CA	5.45	135.33	121.70
1	8C	64	ALA	O-C-N	-5.45	113.98	122.70
1	9u	117	TRP	CD1-NE1-CE2	5.45	113.91	109.00
1	16	80	TRP	CB-CG-CD2	-5.45	119.51	126.60
1	bR	91	ILE	CG1-CB-CG2	5.45	123.39	111.40
1	cu	12	HIS	O-C-N	-5.45	113.98	122.70
1	cK	47	ALA	N-CA-CB	5.45	117.73	110.10
1	dc	143	ARG	NE-CZ-NH1	5.45	123.03	120.30
1	df	181	VAL	CA-CB-CG1	5.45	119.08	110.90
1	dh	159	GLU	OE1-CD-OE2	-5.45	116.76	123.30
1	eJ	103	ASP	CB-CG-OD1	5.45	123.21	118.30
1	eR	10	MET	CG-SD-CE	-5.45	91.48	100.20
1	fm	132	ARG	NE-CZ-NH2	-5.45	117.57	120.30
1	l	51	ASP	CB-CG-OD1	-5.45	113.39	118.30
1	gh	22	ALA	CB-CA-C	5.45	118.28	110.10
1	gu	216	THR	CA-CB-CG2	-5.45	104.77	112.40
1	ho	185	MET	O-C-N	-5.45	113.98	122.70
1	hs	151	LEU	CB-CG-CD2	-5.45	101.73	111.00
1	hV	51	ASP	CB-CG-OD1	-5.45	113.39	118.30
1	i3	18	ARG	NE-CZ-NH1	-5.45	117.58	120.30

Continued on next page...

Continued from previous page...

Mol	Chain	Res	Type	Atoms	Z	Observed(°)	Ideal(°)
1	it	163	ASP	CB-CG-OD1	5.45	123.21	118.30
1	iL	86	VAL	CA-CB-CG1	5.45	119.08	110.90
1	ji	6	LEU	O-C-N	-5.45	113.98	122.70
1	jy	142	VAL	CG1-CB-CG2	-5.45	102.18	110.90
1	jP	82	ARG	CB-CA-C	-5.45	99.50	110.40
1	jQ	130	TYR	CG-CD2-CE2	5.45	125.66	121.30
1	k1	161	PHE	CB-CG-CD2	-5.45	116.98	120.80
1	ky	188	THR	OG1-CB-CG2	-5.45	97.46	110.00
1	kD	177	ALA	CB-CA-C	-5.45	101.92	110.10
1	lg	32	PHE	CA-C-O	5.45	131.55	120.10
1	ly	145	TYR	CB-CG-CD1	-5.45	117.73	121.00
1	lI	161	PHE	CB-CG-CD2	-5.45	116.98	120.80
1	2K	80	TRP	O-C-N	-5.45	113.98	122.70
1	2Y	169	TYR	CG-CD1-CE1	-5.45	116.94	121.30
1	3e	173	ARG	NE-CZ-NH2	-5.45	117.58	120.30
1	3i	81	ASP	N-CA-CB	-5.45	100.79	110.60
1	46	152	ASP	CB-CG-OD1	5.45	123.21	118.30
1	4b	169	TYR	CB-CG-CD1	-5.45	117.73	121.00
1	4d	80	TRP	CB-CG-CD2	5.45	133.69	126.60
1	4s	29	GLU	OE1-CD-OE2	-5.45	116.76	123.30
1	4X	173	ARG	NE-CZ-NH2	5.45	123.03	120.30
1	5v	80	TRP	CG-CD1-NE1	-5.45	104.65	110.10
1	5x	55	MET	O-C-N	-5.45	113.98	122.70
1	5G	162	ARG	NH1-CZ-NH2	5.45	125.40	119.40
1	5L	80	TRP	CE2-CD2-CG	-5.45	102.94	107.30
1	60	172	LEU	CB-CG-CD1	5.45	120.27	111.00
1	63	196	PRO	N-CA-CB	5.45	109.84	103.30
1	6b	149	SER	CB-CA-C	-5.45	99.75	110.10
1	6C	126	VAL	CG1-CB-CG2	-5.45	102.18	110.90
1	6Y	75	GLU	OE1-CD-OE2	-5.45	116.76	123.30
1	7L	168	PHE	CB-CG-CD2	5.45	124.62	120.80
1	8y	43	LEU	N-CA-CB	-5.45	99.50	110.40
1	8M	36	VAL	CG1-CB-CG2	-5.45	102.18	110.90
1	8N	139	ASN	CB-CG-OD1	-5.45	110.70	121.60
1	9h	100	ARG	NE-CZ-NH2	5.45	123.03	120.30
1	9N	100	ARG	NE-CZ-NH1	5.45	123.03	120.30
1	9O	197	ASP	CB-CG-OD1	5.45	123.21	118.30
1	ao	125	PRO	O-C-N	-5.45	113.98	122.70
1	bp	214	MET	CG-SD-CE	-5.45	91.48	100.20
1	bs	10	MET	CG-SD-CE	-5.45	91.48	100.20
1	cB	124	ILE	CB-CA-C	5.45	122.50	111.60
1	cH	85	PRO	N-CD-CG	5.45	111.38	103.20

Continued on next page...

Continued from previous page...

Mol	Chain	Res	Type	Atoms	Z	Observed(°)	Ideal(°)
1	d1	38	PRO	N-CA-CB	5.45	109.84	103.30
1	d9	3	VAL	O-C-N	-5.45	113.98	122.70
1	db	80	TRP	CB-CG-CD2	-5.45	119.52	126.60
1	dy	4	GLN	CG-CD-OE1	-5.45	110.70	121.60
1	dC	24	VAL	CA-CB-CG1	5.45	119.08	110.90
1	dP	173	ARG	NH1-CZ-NH2	-5.45	113.40	119.40
1	ec	154	ARG	NE-CZ-NH1	5.45	123.03	120.30
1	eO	164	TYR	CB-CG-CD2	-5.45	117.73	121.00
1	fc	40	PHE	CG-CD1-CE1	-5.45	114.80	120.80
1	ff	80	TRP	CD2-CE3-CZ3	-5.45	111.71	118.80
1	fi	143	ARG	NE-CZ-NH1	5.45	123.03	120.30
1	fy	117	TRP	CE2-CD2-CG	5.45	111.66	107.30
1	e	187	GLU	N-CA-CB	-5.45	100.79	110.60
1	t	168	PHE	O-C-N	-5.45	113.98	122.70
1	A	169	TYR	CZ-CE2-CD2	5.45	124.70	119.80
1	K	178	SER	CB-CA-C	-5.45	99.74	110.10
1	S	55	MET	CG-SD-CE	-5.45	91.48	100.20
1	g8	65	ALA	N-CA-CB	-5.45	102.47	110.10
1	gf	40	PHE	CB-CG-CD1	-5.45	116.99	120.80
1	gm	191	VAL	CA-CB-CG2	-5.45	102.73	110.90
1	1H	24	VAL	CA-CB-CG2	-5.45	102.73	110.90
1	h8	110	THR	CA-CB-CG2	-5.45	104.77	112.40
1	hl	48	THR	CA-CB-CG2	-5.45	104.77	112.40
1	1N	117	TRP	CE2-CD2-CG	-5.45	102.94	107.30
1	ih	61	GLY	C-N-CA	5.45	135.32	121.70
1	ii	3	VAL	CA-CB-CG1	-5.45	102.73	110.90
1	ik	100	ARG	CG-CD-NE	-5.45	100.36	111.80
1	ju	41	SER	N-CA-CB	5.45	118.67	110.50
1	jy	174	ALA	O-C-N	-5.45	113.98	122.70
1	kb	97	ARG	NH1-CZ-NH2	-5.45	113.41	119.40
1	kd	53	ASN	N-CA-CB	5.45	120.41	110.60
1	kh	132	ARG	NH1-CZ-NH2	-5.45	113.41	119.40
1	kj	166	ASP	CB-CG-OD2	5.45	123.20	118.30
1	l1	82	ARG	NE-CZ-NH2	-5.45	117.58	120.30
1	ld	34	PRO	N-CA-CB	5.45	109.84	103.30
1	ln	206	GLY	CA-C-O	-5.45	110.79	120.60
1	ly	18	ARG	NH1-CZ-NH2	5.45	125.39	119.40
1	lA	197	ASP	CB-CA-C	-5.45	99.50	110.40
1	2E	50	GLN	CB-CA-C	5.45	121.30	110.40
1	34	76	GLU	OE1-CD-OE2	-5.45	116.76	123.30
1	3f	27	VAL	O-C-N	-5.45	113.98	122.70
1	3Z	86	VAL	CA-CB-CG1	5.45	119.07	110.90

Continued on next page...

Continued from previous page...

Mol	Chain	Res	Type	Atoms	Z	Observed(°)	Ideal(°)
1	4H	184	TRP	CA-CB-CG	5.45	124.05	113.70
1	5i	23	TRP	CB-CG-CD1	-5.45	119.92	127.00
1	5D	100	ARG	NE-CZ-NH2	-5.45	117.58	120.30
1	5K	26	VAL	CG1-CB-CG2	-5.45	102.18	110.90
1	5S	41	SER	N-CA-CB	5.45	118.67	110.50
1	68	154	ARG	NE-CZ-NH2	-5.45	117.58	120.30
1	6d	9	GLN	CG-CD-NE2	5.45	129.78	116.70
1	6l	133	TRP	CB-CG-CD2	-5.45	119.52	126.60
1	6n	100	ARG	NE-CZ-NH2	-5.45	117.58	120.30
1	6p	118	MET	CG-SD-CE	-5.45	91.48	100.20
1	6v	173	ARG	NE-CZ-NH2	5.45	123.02	120.30
1	6T	191	VAL	O-C-N	-5.45	113.98	122.70
1	75	128	GLU	OE1-CD-OE2	-5.45	116.76	123.30
1	77	145	TYR	CG-CD1-CE1	-5.45	116.94	121.30
1	7e	229	ARG	CD-NE-CZ	5.45	131.23	123.60
1	7B	80	TRP	CZ3-CH2-CZ2	-5.45	115.06	121.60
1	7E	107	THR	CA-CB-CG2	-5.45	104.77	112.40
1	7N	176	GLN	N-CA-CB	5.45	120.41	110.60
1	7O	58	THR	CA-CB-CG2	5.45	120.03	112.40
1	7Z	23	TRP	CE3-CZ3-CH2	5.45	127.19	121.20
1	8L	166	ASP	CB-CG-OD2	-5.45	113.40	118.30
1	9e	121	ASN	N-CA-CB	-5.45	100.79	110.60
1	9m	164	TYR	CG-CD1-CE1	-5.45	116.94	121.30
1	9p	133	TRP	CG-CD1-NE1	-5.45	104.65	110.10
1	9w	133	TRP	CB-CG-CD2	-5.45	119.52	126.60
1	9H	161	PHE	CB-CG-CD2	5.45	124.61	120.80
1	9S	109	SER	CB-CA-C	-5.45	99.75	110.10
1	9U	101	GLY	O-C-N	-5.45	113.98	122.70
1	10	105	ALA	N-CA-CB	-5.45	102.47	110.10
1	ad	147	PRO	N-CA-CB	5.45	109.84	103.30
1	aN	40	PHE	CB-CG-CD2	-5.45	116.99	120.80
1	aQ	184	TRP	CD2-CE2-CZ2	-5.45	115.76	122.30
1	br	40	PHE	CB-CG-CD1	5.45	124.61	120.80
1	bt	132	ARG	NE-CZ-NH1	5.45	123.02	120.30
1	by	181	VAL	CA-CB-CG1	5.45	119.07	110.90
1	cf	59	VAL	CA-CB-CG2	-5.45	102.73	110.90
1	ck	168	PHE	CB-CG-CD2	-5.45	116.99	120.80
1	cK	26	VAL	CA-CB-CG1	5.45	119.07	110.90
1	cQ	214	MET	CG-SD-CE	-5.45	91.48	100.20
1	lj	97	ARG	NH1-CZ-NH2	-5.45	113.41	119.40
1	dp	169	TYR	CB-CG-CD2	-5.45	117.73	121.00
1	dF	40	PHE	CB-CG-CD2	5.45	124.61	120.80

Continued on next page...

Continued from previous page...

Mol	Chain	Res	Type	Atoms	Z	Observed(°)	Ideal(°)
1	fy	18	ARG	CB-CA-C	-5.45	99.50	110.40
1	fz	145	TYR	CD1-CE1-CZ	5.45	124.70	119.80
1	fN	71	GLU	O-C-N	5.45	131.42	122.70
1	g0	24	VAL	CA-CB-CG1	5.45	119.07	110.90
1	k	82	ARG	NE-CZ-NH1	5.45	123.02	120.30
1	J	186	THR	CA-CB-CG2	-5.45	104.77	112.40
1	O	88	ALA	O-C-N	-5.45	113.94	123.20
1	h0	211	LEU	CB-CA-C	5.45	120.55	110.20
1	i0	190	LEU	CB-CG-CD2	-5.45	101.74	111.00
1	ig	229	ARG	NE-CZ-NH2	5.45	123.02	120.30
1	iT	80	TRP	CH2-CZ2-CE2	5.45	122.85	117.40
1	jl	40	PHE	CB-CG-CD2	-5.45	116.99	120.80
1	jn	40	PHE	CB-CG-CD1	-5.45	116.99	120.80
1	jp	74	ASN	N-CA-CB	5.45	120.40	110.60
1	lj	212	GLU	OE1-CD-OE2	-5.45	116.76	123.30
1	2O	185	MET	CG-SD-CE	-5.45	91.48	100.20
1	3k	6	LEU	CB-CG-CD2	-5.45	101.74	111.00
1	3O	160	PRO	N-CD-CG	5.45	111.37	103.20
1	4Y	51	ASP	CB-CG-OD2	-5.45	113.40	118.30
1	59	218	CYS	N-CA-CB	5.45	120.41	110.60
1	5J	80	TRP	CE2-CD2-CG	-5.45	102.94	107.30
1	5Z	159	GLU	CG-CD-OE2	5.45	129.19	118.30
1	6f	62	HIS	CA-CB-CG	-5.45	104.34	113.60
1	6p	11	VAL	CA-CB-CG1	-5.45	102.73	110.90
1	7C	82	ARG	NE-CZ-NH2	5.45	123.02	120.30
1	85	47	ALA	O-C-N	-5.45	113.98	122.70
1	8G	130	TYR	CG-CD2-CE2	-5.45	116.94	121.30
1	9Z	167	ARG	NE-CZ-NH1	5.45	123.02	120.30
1	ag	143	ARG	NE-CZ-NH1	5.45	123.02	120.30
1	aJ	24	VAL	CG1-CB-CG2	-5.45	102.18	110.90
1	bj	205	LEU	CB-CG-CD1	5.45	120.26	111.00
1	19	153	ILE	C-N-CA	5.45	135.32	121.70
1	bT	79	GLU	OE1-CD-OE2	-5.45	116.76	123.30
1	cz	41	SER	O-C-N	-5.45	113.98	122.70
1	dG	163	ASP	CB-CG-OD1	5.45	123.20	118.30
1	ev	165	VAL	CB-CA-C	-5.45	101.05	111.40
1	fF	186	THR	CA-CB-CG2	5.45	120.03	112.40
1	g4	98	GLU	OE1-CD-OE2	-5.45	116.76	123.30
1	K	205	LEU	CB-CG-CD1	5.45	120.26	111.00
1	gF	82	ARG	NE-CZ-NH2	-5.45	117.58	120.30
1	gQ	95	GLN	O-C-N	-5.45	113.99	122.70
1	hb	80	TRP	CD1-CG-CD2	5.45	110.66	106.30

Continued on next page...

Continued from previous page...

Mol	Chain	Res	Type	Atoms	Z	Observed(°)	Ideal(°)
1	hL	216	THR	CA-CB-CG2	-5.45	104.78	112.40
1	1M	55	MET	CA-CB-CG	5.45	122.56	113.30
1	1M	98	GLU	CA-CB-CG	5.45	125.38	113.40
1	ik	24	VAL	CA-CB-CG2	-5.45	102.73	110.90
1	is	32	PHE	CA-C-O	5.45	131.54	120.10
1	iz	145	TYR	CB-CG-CD1	-5.45	117.73	121.00
1	iD	200	THR	CA-CB-CG2	-5.45	104.78	112.40
1	iZ	51	ASP	CB-CG-OD2	-5.45	113.40	118.30
1	jg	56	LEU	O-C-N	-5.45	113.99	122.70
1	jU	140	LYS	CB-CA-C	-5.45	99.51	110.40
1	kw	132	ARG	NE-CZ-NH2	-5.45	117.58	120.30
1	l5	80	TRP	CA-CB-CG	5.45	124.05	113.70
1	lf	229	ARG	NH1-CZ-NH2	-5.45	113.41	119.40
1	lg	3	VAL	C-N-CA	5.45	135.32	121.70
1	lC	143	ARG	NH1-CZ-NH2	-5.45	113.41	119.40
1	3t	113	GLU	OE1-CD-OE2	-5.45	116.77	123.30
1	44	169	TYR	CB-CG-CD1	-5.45	117.73	121.00
1	47	150	ILE	CA-CB-CG1	5.45	121.35	111.00
1	49	169	TYR	CB-CG-CD2	-5.45	117.73	121.00
1	4h	32	PHE	CG-CD2-CE2	5.45	126.79	120.80
1	54	1	PRO	N-CA-CB	5.45	109.84	103.30
1	57	144	MET	CG-SD-CE	-5.45	91.49	100.20
1	58	145	TYR	CZ-CE2-CD2	5.45	124.70	119.80
1	5j	162	ARG	CD-NE-CZ	5.45	131.22	123.60
1	5m	102	SER	O-C-N	-5.45	113.99	122.70
1	5u	184	TRP	CB-CG-CD1	-5.45	119.92	127.00
1	5U	154	ARG	CD-NE-CZ	5.45	131.22	123.60
1	6f	173	ARG	NE-CZ-NH2	-5.45	117.58	120.30
1	6D	219	GLN	O-C-N	-5.45	113.94	123.20
1	75	169	TYR	CB-CG-CD1	5.45	124.27	121.00
1	7i	100	ARG	NE-CZ-NH1	5.45	123.02	120.30
1	7j	223	GLY	N-CA-C	5.45	126.71	113.10
1	7x	171	THR	CA-CB-CG2	5.45	120.02	112.40
1	7y	23	TRP	CB-CA-C	5.45	121.29	110.40
1	7J	24	VAL	CA-CB-CG1	5.45	119.07	110.90
1	7W	175	GLU	CA-C-O	5.45	131.53	120.10
1	8j	128	GLU	N-CA-CB	5.45	120.40	110.60
1	8w	133	TRP	NE1-CE2-CD2	5.45	112.75	107.30
1	8H	130	TYR	CB-CG-CD1	5.45	124.27	121.00
1	8H	160	PRO	N-CD-CG	5.45	111.37	103.20
1	8R	130	TYR	CG-CD1-CE1	-5.45	116.94	121.30
1	9y	161	PHE	CG-CD2-CE2	-5.45	114.81	120.80

Continued on next page...

Continued from previous page...

Mol	Chain	Res	Type	Atoms	Z	Observed(°)	Ideal(°)
1	b8	81	ASP	CB-CG-OD1	5.45	123.20	118.30
1	bv	81	ASP	CB-CG-OD2	5.45	123.20	118.30
1	19	172	LEU	N-CA-CB	5.45	121.29	110.40
1	bC	21	ASN	N-CA-CB	-5.45	100.80	110.60
1	bD	65	ALA	N-CA-CB	-5.45	102.48	110.10
1	bY	80	TRP	CB-CG-CD1	-5.45	119.92	127.00
1	c1	172	LEU	O-C-N	-5.45	113.99	122.70
1	cd	185	MET	CA-CB-CG	5.45	122.56	113.30
1	cy	212	GLU	O-C-N	-5.45	113.99	122.70
1	d6	53	ASN	O-C-N	-5.45	113.99	122.70
1	dl	23	TRP	CB-CG-CD1	-5.45	119.92	127.00
1	dH	182	LYS	CB-CG-CD	5.45	125.76	111.60
1	eG	132	ARG	CD-NE-CZ	5.45	131.22	123.60
1	eJ	162	ARG	NE-CZ-NH1	5.45	123.02	120.30
1	fR	145	TYR	CG-CD2-CE2	-5.45	116.94	121.30
1	fT	160	PRO	N-CA-CB	5.45	109.83	103.30
1	g	14	ALA	N-CA-CB	-5.45	102.48	110.10
1	gX	154	ARG	NH1-CZ-NH2	5.44	125.39	119.40
1	h1	39	MET	CG-SD-CE	-5.44	91.49	100.20
1	hd	163	ASP	CB-CA-C	-5.44	99.51	110.40
1	i2	96	MET	CG-SD-CE	-5.44	91.49	100.20
1	it	65	ALA	N-CA-CB	-5.44	102.48	110.10
1	k1	86	VAL	CA-CB-CG1	-5.44	102.73	110.90
1	kp	80	TRP	NE1-CE2-CZ2	-5.44	124.41	130.40
1	kL	159	GLU	CA-C-N	5.44	132.34	117.10
1	25	100	ARG	CG-CD-NE	-5.44	100.37	111.80
1	lb	37	ILE	CA-C-N	5.44	132.34	117.10
1	3o	166	ASP	CB-CG-OD2	5.44	123.20	118.30
1	4b	197	ASP	CB-CG-OD1	-5.44	113.40	118.30
1	4o	154	ARG	NE-CZ-NH2	5.44	123.02	120.30
1	58	10	MET	CB-CA-C	5.44	121.29	110.40
1	5a	82	ARG	NH1-CZ-NH2	-5.44	113.41	119.40
1	5T	167	ARG	CG-CD-NE	-5.44	100.37	111.80
1	5U	14	ALA	N-CA-CB	5.44	117.72	110.10
1	6x	229	ARG	NE-CZ-NH1	5.44	123.02	120.30
1	7e	152	ASP	CB-CG-OD1	5.44	123.20	118.30
1	7q	82	ARG	CD-NE-CZ	5.44	131.22	123.60
1	8b	14	ALA	N-CA-CB	-5.44	102.48	110.10
1	8P	112	GLN	N-CA-C	5.44	125.70	111.00
1	9m	18	ARG	CA-CB-CG	5.44	125.38	113.40
1	9K	49	PRO	N-CA-CB	5.44	109.83	103.30
1	ah	68	MET	CA-CB-CG	-5.44	104.05	113.30

Continued on next page...

Continued from previous page...

Mol	Chain	Res	Type	Atoms	Z	Observed(°)	Ideal(°)
1	c6	67	GLN	O-C-N	-5.44	113.99	122.70
1	cJ	76	GLU	OE1-CD-OE2	-5.44	116.77	123.30
1	cM	68	MET	CG-SD-CE	-5.44	91.49	100.20
1	fo	88	ALA	C-N-CA	5.44	133.73	122.30
1	fp	164	TYR	CB-CG-CD2	-5.44	117.73	121.00
1	b	173	ARG	NE-CZ-NH2	5.44	123.02	120.30
1	gQ	162	ARG	NH1-CZ-NH2	-5.44	113.41	119.40
1	gW	184	TRP	O-C-N	-5.44	113.99	122.70
1	lL	168	PHE	CB-CG-CD1	5.44	124.61	120.80
1	i5	145	TYR	CB-CG-CD2	5.44	124.27	121.00
1	ii	215	MET	CG-SD-CE	-5.44	91.49	100.20
1	ij	100	ARG	CD-NE-CZ	5.44	131.22	123.60
1	ir	31	ALA	O-C-N	-5.44	113.99	122.70
1	iA	208	ALA	CB-CA-C	-5.44	101.94	110.10
1	iY	164	TYR	CA-CB-CG	5.44	123.74	113.40
1	jp	169	TYR	CB-CG-CD2	5.44	124.27	121.00
1	2l	66	MET	O-C-N	-5.44	113.99	122.70
1	kt	63	GLN	O-C-N	-5.44	113.99	122.70
1	ll	52	LEU	CB-CG-CD2	-5.44	101.75	111.00
1	lK	97	ARG	NE-CZ-NH1	5.44	123.02	120.30
1	lO	114	GLN	O-C-N	-5.44	113.99	122.70
1	2c	31	ALA	N-CA-C	5.44	125.70	111.00
1	2M	216	THR	CA-CB-CG2	5.44	120.02	112.40
1	32	169	TYR	CG-CD2-CE2	5.44	125.65	121.30
1	3q	9	GLN	CG-CD-OE1	-5.44	110.72	121.60
1	4l	82	ARG	CD-NE-CZ	5.44	131.22	123.60
1	4x	180	GLU	OE1-CD-OE2	-5.44	116.77	123.30
1	4P	200	THR	O-C-N	-5.44	113.99	122.70
1	5c	93	PRO	N-CA-CB	5.44	109.83	103.30
1	5z	51	ASP	O-C-N	-5.44	113.99	122.70
1	6m	13	GLN	N-CA-CB	5.44	120.40	110.60
1	6r	208	ALA	CB-CA-C	5.44	118.26	110.10
1	6G	120	HIS	O-C-N	-5.44	113.99	122.70
1	6U	152	ASP	O-C-N	-5.44	113.99	122.70
1	83	110	THR	CA-CB-OG1	5.44	120.43	109.00
1	8E	124	ILE	CB-CA-C	-5.44	100.71	111.60
1	8U	56	LEU	CB-CG-CD1	-5.44	101.75	111.00
1	9J	167	ARG	NE-CZ-NH2	-5.44	117.58	120.30
1	aJ	164	TYR	CB-CG-CD2	5.44	124.27	121.00
1	bQ	173	ARG	NH1-CZ-NH2	-5.44	113.41	119.40
1	cd	169	TYR	CB-CG-CD1	5.44	124.27	121.00
1	lh	161	PHE	CD1-CE1-CZ	-5.44	113.57	120.10

Continued on next page...

Continued from previous page...

Mol	Chain	Res	Type	Atoms	Z	Observed(°)	Ideal(°)
1	d4	81	ASP	CB-CG-OD1	5.44	123.20	118.30
1	d6	224	PRO	N-CA-CB	5.44	109.83	103.30
1	dU	7	GLN	N-CA-CB	5.44	120.40	110.60
1	1p	144	MET	CG-SD-CE	-5.44	91.49	100.20
1	fg	144	MET	CA-CB-CG	5.44	122.55	113.30
1	fT	6	LEU	C-N-CA	5.44	135.31	121.70
1	v	169	TYR	CB-CG-CD2	5.44	124.27	121.00
1	Q	88	ALA	CB-CA-C	-5.44	101.94	110.10
1	g8	72	THR	OG1-CB-CG2	-5.44	97.49	110.00
1	g8	132	ARG	NE-CZ-NH1	5.44	123.02	120.30
1	gr	145	TYR	CB-CG-CD1	5.44	124.26	121.00
1	gB	168	PHE	CB-CG-CD2	5.44	124.61	120.80
1	gJ	48	THR	CA-CB-CG2	-5.44	104.78	112.40
1	gR	9	GLN	N-CA-CB	5.44	120.39	110.60
1	hc	73	ILE	O-C-N	-5.44	114.00	122.70
1	hf	133	TRP	CD1-NE1-CE2	5.44	113.90	109.00
1	hq	23	TRP	CA-CB-CG	5.44	124.04	113.70
1	ht	64	ALA	O-C-N	-5.44	114.00	122.70
1	hB	18	ARG	NE-CZ-NH1	5.44	123.02	120.30
1	lO	184	TRP	NE1-CE2-CZ2	5.44	136.38	130.40
1	io	133	TRP	CD1-CG-CD2	-5.44	101.95	106.30
1	iQ	119	THR	CA-CB-CG2	-5.44	104.78	112.40
1	k6	34	PRO	O-C-N	5.44	131.41	122.70
1	kl	80	TRP	O-C-N	-5.44	114.00	122.70
1	kB	162	ARG	NH1-CZ-NH2	-5.44	113.42	119.40
1	kT	190	LEU	CB-CG-CD1	5.44	120.25	111.00
1	kU	209	ALA	CB-CA-C	5.44	118.26	110.10
1	l3	187	GLU	CG-CD-OE2	5.44	129.18	118.30
1	lO	208	ALA	N-CA-CB	-5.44	102.48	110.10
1	2i	81	ASP	CB-CG-OD1	-5.44	113.40	118.30
1	2j	80	TRP	O-C-N	-5.44	114.00	122.70
1	32	184	TRP	CD1-CG-CD2	5.44	110.65	106.30
1	3m	229	ARG	CD-NE-CZ	5.44	131.22	123.60
1	3D	167	ARG	CD-NE-CZ	5.44	131.22	123.60
1	3M	97	ARG	NE-CZ-NH1	5.44	123.02	120.30
1	46	178	SER	O-C-N	-5.44	114.00	122.70
1	4i	97	ARG	NE-CZ-NH1	5.44	123.02	120.30
1	4r	84	HIS	CA-CB-CG	5.44	122.85	113.60
1	4R	212	GLU	CB-CA-C	5.44	121.28	110.40
1	5c	197	ASP	CB-CG-OD1	5.44	123.20	118.30
1	5F	224	PRO	N-CD-CG	5.44	111.36	103.20
1	5J	188	THR	N-CA-CB	5.44	120.64	110.30

Continued on next page...

Continued from previous page...

Mol	Chain	Res	Type	Atoms	Z	Observed(°)	Ideal(°)
1	65	133	TRP	CB-CG-CD2	-5.44	119.53	126.60
1	72	133	TRP	CB-CG-CD1	5.44	134.07	127.00
1	78	130	TYR	CG-CD1-CE1	-5.44	116.95	121.30
1	79	117	TRP	CH2-CZ2-CE2	5.44	122.84	117.40
1	7y	145	TYR	CD1-CE1-CZ	5.44	124.70	119.80
1	7Q	167	ARG	NE-CZ-NH1	5.44	123.02	120.30
1	8g	144	MET	CA-CB-CG	5.44	122.55	113.30
1	8A	14	ALA	CB-CA-C	5.44	118.26	110.10
1	8S	80	TRP	CG-CD1-NE1	5.44	115.54	110.10
1	9r	181	VAL	CG1-CB-CG2	5.44	119.61	110.90
1	9K	93	PRO	N-CA-CB	5.44	109.83	103.30
1	a2	184	TRP	CD1-CG-CD2	5.44	110.65	106.30
1	av	33	SER	N-CA-CB	-5.44	102.34	110.50
1	bb	82	ARG	NH1-CZ-NH2	5.44	125.38	119.40
1	bh	169	TYR	CB-CG-CD1	5.44	124.26	121.00
1	bq	70	LYS	CA-CB-CG	5.44	125.37	113.40
1	c5	169	TYR	O-C-N	-5.44	113.99	122.70
1	co	162	ARG	NH1-CZ-NH2	-5.44	113.42	119.40
1	1h	230	VAL	CA-CB-CG2	5.44	119.06	110.90
1	d8	150	ILE	CG1-CB-CG2	5.44	123.37	111.40
1	dS	148	THR	CA-CB-CG2	-5.44	104.78	112.40
1	f2	184	TRP	CB-CG-CD1	5.44	134.07	127.00
1	fm	210	THR	CA-CB-OG1	5.44	120.42	109.00
1	L	68	MET	CG-SD-CE	-5.44	91.50	100.20
1	V	79	GLU	OE1-CD-OE2	-5.44	116.77	123.30
1	6	100	ARG	NH1-CZ-NH2	-5.44	113.42	119.40
1	1M	12	HIS	CA-CB-CG	5.44	122.85	113.60
1	3K	202	LEU	CB-CG-CD1	5.44	120.25	111.00
1	6A	168	PHE	CD1-CG-CD2	5.44	125.37	118.30
1	7O	143	ARG	CG-CD-NE	-5.44	100.38	111.80
1	8d	72	THR	OG1-CB-CG2	-5.44	97.49	110.00
1	9A	19	THR	CA-CB-CG2	5.44	120.02	112.40
1	9M	27	VAL	O-C-N	-5.44	114.00	122.70
1	aI	165	VAL	CG1-CB-CG2	-5.44	102.20	110.90
1	bD	187	GLU	C-N-CA	5.44	135.30	121.70
1	cy	58	THR	OG1-CB-CG2	-5.44	97.49	110.00
1	dX	145	TYR	CB-CG-CD2	-5.44	117.74	121.00
1	es	230	VAL	CA-CB-CG1	-5.44	102.74	110.90
1	ew	197	ASP	CB-CG-OD1	-5.44	113.41	118.30
1	h	131	LYS	O-C-N	-5.44	114.00	122.70
1	1C	24	VAL	CA-CB-CG1	5.44	119.06	110.90
1	gN	110	THR	CA-CB-OG1	5.44	120.42	109.00

Continued on next page...

Continued from previous page...

Mol	Chain	Res	Type	Atoms	Z	Observed(°)	Ideal(°)
1	hR	161	PHE	CG-CD2-CE2	-5.44	114.82	120.80
1	1M	218	CYS	N-CA-CB	5.44	120.39	110.60
1	hU	191	VAL	CA-CB-CG2	5.44	119.06	110.90
1	hV	159	GLU	N-CA-CB	5.44	120.39	110.60
1	if	68	MET	CA-CB-CG	5.44	122.55	113.30
1	iM	130	TYR	CB-CG-CD1	-5.44	117.74	121.00
1	iN	145	TYR	CB-CG-CD1	5.44	124.26	121.00
1	1S	18	ARG	NE-CZ-NH1	-5.44	117.58	120.30
1	iX	26	VAL	CA-CB-CG2	-5.44	102.74	110.90
1	j7	143	ARG	CB-CG-CD	5.44	125.74	111.60
1	ja	39	MET	CG-SD-CE	5.44	108.90	100.20
1	jz	10	MET	CG-SD-CE	-5.44	91.50	100.20
1	jF	168	PHE	CD1-CE1-CZ	-5.44	113.58	120.10
1	jY	54	THR	O-C-N	-5.44	114.00	122.70
1	k0	126	VAL	CA-CB-CG1	-5.44	102.74	110.90
1	ka	97	ARG	NE-CZ-NH2	5.44	123.02	120.30
1	kc	181	VAL	CA-CB-CG2	-5.44	102.74	110.90
1	kB	18	ARG	NE-CZ-NH1	5.44	123.02	120.30
1	2B	173	ARG	NE-CZ-NH1	5.44	123.02	120.30
1	2O	160	PRO	N-CA-CB	-5.44	96.62	102.60
1	3j	18	ARG	NH1-CZ-NH2	-5.44	113.42	119.40
1	3T	229	ARG	CA-CB-CG	5.44	125.36	113.40
1	4X	132	ARG	NE-CZ-NH1	5.44	123.02	120.30
1	5l	136	LEU	N-CA-CB	5.44	121.28	110.40
1	5m	16	SER	N-CA-CB	-5.44	102.34	110.50
1	5m	164	TYR	CB-CA-C	5.44	121.28	110.40
1	5F	143	ARG	NE-CZ-NH1	5.44	123.02	120.30
1	5H	23	TRP	CB-CG-CD2	5.44	133.67	126.60
1	6p	9	GLN	CB-CA-C	-5.44	99.52	110.40
1	6J	67	GLN	O-C-N	-5.44	114.00	122.70
1	7H	108	THR	CA-CB-CG2	-5.44	104.79	112.40
1	7Z	229	ARG	CA-CB-CG	5.44	125.36	113.40
1	8I	18	ARG	NE-CZ-NH1	5.44	123.02	120.30
1	8Z	10	MET	CB-CA-C	-5.44	99.53	110.40
1	9s	132	ARG	NE-CZ-NH1	5.44	123.02	120.30
1	9L	184	TRP	CB-CG-CD1	-5.44	119.93	127.00
1	9Z	130	TYR	CB-CG-CD2	-5.44	117.74	121.00
1	ak	159	GLU	N-CA-CB	5.44	120.39	110.60
1	ax	23	TRP	NE1-CE2-CD2	5.44	112.74	107.30
1	ax	159	GLU	OE1-CD-OE2	5.44	129.82	123.30
1	aU	162	ARG	NH1-CZ-NH2	-5.44	113.42	119.40
1	aU	191	VAL	CG1-CB-CG2	-5.44	102.20	110.90

Continued on next page...

Continued from previous page...

Mol	Chain	Res	Type	Atoms	Z	Observed(°)	Ideal(°)
1	bp	40	PHE	CD1-CE1-CZ	-5.44	113.57	120.10
1	bx	79	GLU	CG-CD-OE2	5.44	129.18	118.30
1	bK	31	ALA	CB-CA-C	5.44	118.26	110.10
1	c3	197	ASP	CB-CG-OD1	5.44	123.19	118.30
1	cp	100	ARG	CD-NE-CZ	5.44	131.21	123.60
1	cv	159	GLU	CB-CA-C	5.44	121.27	110.40
1	du	185	MET	CG-SD-CE	-5.44	91.50	100.20
1	dB	110	THR	CA-CB-CG2	5.44	120.01	112.40
1	dP	164	TYR	CG-CD1-CE1	-5.44	116.95	121.30
1	lp	152	ASP	CB-CG-OD1	5.44	123.19	118.30
1	ej	130	TYR	CB-CG-CD1	5.44	124.26	121.00
1	eQ	108	THR	OG1-CB-CG2	-5.44	97.50	110.00
1	eT	163	ASP	CB-CG-OD2	5.44	123.19	118.30
1	lw	9	GLN	O-C-N	-5.44	114.00	122.70
1	fC	212	GLU	OE1-CD-OE2	-5.44	116.77	123.30
1	gl	22	ALA	N-CA-CB	5.44	117.71	110.10
1	x	142	VAL	CA-CB-CG2	-5.44	102.74	110.90
1	C	88	ALA	N-CA-CB	-5.44	102.49	110.10
1	gL	221	VAL	CG1-CB-CG2	-5.44	102.20	110.90
1	hQ	166	ASP	CB-CG-OD2	5.44	123.19	118.30
1	ib	198	CYS	N-CA-CB	5.44	120.39	110.60
1	if	168	PHE	CB-CG-CD2	5.44	124.61	120.80
1	in	197	ASP	CB-CG-OD1	-5.44	113.41	118.30
1	j9	166	ASP	CB-CA-C	5.44	121.27	110.40
1	jG	26	VAL	CA-CB-CG2	-5.44	102.75	110.90
1	k0	166	ASP	CB-CG-OD1	-5.44	113.41	118.30
1	kH	72	THR	N-CA-CB	5.44	120.63	110.30
1	ll	80	TRP	CB-CG-CD2	-5.44	119.53	126.60
1	ll	27	VAL	O-C-N	-5.44	114.00	122.70
1	2r	191	VAL	CA-CB-CG1	5.44	119.05	110.90
1	3o	32	PHE	CB-CG-CD2	-5.44	117.00	120.80
1	4i	31	ALA	N-CA-CB	5.44	117.71	110.10
1	4w	32	PHE	O-C-N	-5.44	114.00	122.70
1	5Z	145	TYR	CG-CD2-CE2	-5.44	116.95	121.30
1	7s	216	THR	CA-CB-CG2	-5.44	104.79	112.40
1	7B	117	TRP	CB-CG-CD2	5.44	133.67	126.60
1	8Q	214	MET	N-CA-CB	5.44	120.39	110.60
1	9G	172	LEU	O-C-N	-5.44	114.00	122.70
1	b2	40	PHE	CB-CG-CD2	5.44	124.61	120.80
1	b7	53	ASN	O-C-N	-5.44	114.00	122.70
1	bs	18	ARG	NE-CZ-NH2	-5.44	117.58	120.30
1	da	163	ASP	CB-CG-OD2	5.44	123.19	118.30

Continued on next page...

Continued from previous page...

Mol	Chain	Res	Type	Atoms	Z	Observed(°)	Ideal(°)
1	dj	69	LEU	N-CA-CB	-5.44	99.53	110.40
1	eo	161	PHE	CB-CG-CD1	5.44	124.61	120.80
1	eE	66	MET	CA-CB-CG	5.44	122.54	113.30
1	eT	225	GLY	O-C-N	-5.44	114.00	122.70
1	Q	184	TRP	CB-CG-CD1	-5.44	119.93	127.00
1	ga	143	ARG	NE-CZ-NH2	-5.43	117.58	120.30
1	gy	41	SER	O-C-N	-5.43	114.00	122.70
1	lI	161	PHE	CB-CG-CD2	5.43	124.60	120.80
1	hp	26	VAL	CA-CB-CG1	5.43	119.05	110.90
1	lN	27	VAL	O-C-N	-5.43	114.00	122.70
1	i6	211	LEU	CB-CG-CD1	5.43	120.24	111.00
1	ia	113	GLU	OE1-CD-OE2	5.43	129.82	123.30
1	ig	62	HIS	N-CA-CB	5.43	120.38	110.60
1	iE	230	VAL	CA-CB-CG1	5.43	119.05	110.90
1	iY	78	ALA	CB-CA-C	5.43	118.25	110.10
1	j6	120	HIS	CA-CB-CG	5.43	122.84	113.60
1	js	4	GLN	N-CA-CB	5.43	120.38	110.60
1	ju	118	MET	CG-SD-CE	-5.43	91.50	100.20
1	jW	119	THR	N-CA-CB	5.43	120.63	110.30
1	k1	218	CYS	N-CA-CB	5.43	120.38	110.60
1	kR	213	GLU	N-CA-CB	5.43	120.38	110.60
1	lu	20	LEU	O-C-N	-5.43	114.00	122.70
1	3n	231	LEU	N-CA-CB	5.43	121.27	110.40
1	3T	197	ASP	CB-CG-OD2	-5.43	113.41	118.30
1	4k	12	HIS	CB-CA-C	-5.43	99.53	110.40
1	5l	163	ASP	CB-CG-OD2	-5.43	113.41	118.30
1	5P	130	TYR	O-C-N	-5.43	114.00	122.70
1	74	202	LEU	O-C-N	-5.43	114.00	122.70
1	7z	205	LEU	CB-CG-CD2	-5.43	101.76	111.00
1	82	189	LEU	O-C-N	-5.43	114.00	122.70
1	8n	217	ALA	N-CA-CB	5.43	117.71	110.10
1	9h	51	ASP	CB-CG-OD2	-5.43	113.41	118.30
1	9z	103	ASP	N-CA-CB	-5.43	100.82	110.60
1	aj	210	THR	CA-CB-CG2	-5.43	104.79	112.40
1	ao	110	THR	CA-CB-CG2	-5.43	104.79	112.40
1	aw	100	ARG	NE-CZ-NH1	5.43	123.02	120.30
1	bi	146	SER	N-CA-CB	5.43	118.65	110.50
1	bz	36	VAL	CA-CB-CG2	-5.43	102.75	110.90
1	c7	22	ALA	N-CA-CB	-5.43	102.49	110.10
1	cf	231	LEU	CB-CG-CD2	5.43	120.24	111.00
1	cT	165	VAL	O-C-N	-5.43	114.01	122.70
1	dv	54	THR	CA-CB-CG2	5.43	120.01	112.40

Continued on next page...

Continued from previous page...

Mol	Chain	Res	Type	Atoms	Z	Observed(°)	Ideal(°)
1	lm	181	VAL	CA-CB-CG2	-5.43	102.75	110.90
1	dP	141	ILE	O-C-N	-5.43	114.00	122.70
1	dS	18	ARG	N-CA-CB	5.43	120.38	110.60
1	lo	51	ASP	CB-CG-OD2	-5.43	113.41	118.30
1	eq	173	ARG	NE-CZ-NH2	-5.43	117.58	120.30
1	ey	7	GLN	CA-CB-CG	5.43	125.36	113.40
1	ez	162	ARG	NH1-CZ-NH2	-5.43	113.42	119.40
1	eB	161	PHE	CB-CA-C	5.43	121.27	110.40
1	eH	68	MET	CG-SD-CE	-5.43	91.50	100.20
1	fa	143	ARG	NE-CZ-NH1	5.43	123.02	120.30
1	fg	184	TRP	CD1-NE1-CE2	-5.43	104.11	109.00
1	I	205	LEU	CB-CG-CD1	-5.43	101.76	111.00
1	N	215	MET	CG-SD-CE	-5.43	91.50	100.20
1	P	161	PHE	CB-CG-CD2	5.43	124.60	120.80
1	gh	133	TRP	CG-CD1-NE1	-5.43	104.67	110.10
1	gT	167	ARG	NH1-CZ-NH2	-5.43	113.42	119.40
1	gW	75	GLU	OE1-CD-OE2	-5.43	116.78	123.30
1	ir	161	PHE	CB-CG-CD1	-5.43	117.00	120.80
1	iu	72	THR	CA-CB-CG2	-5.43	104.80	112.40
1	jp	143	ARG	NH1-CZ-NH2	-5.43	113.42	119.40
1	jA	189	LEU	N-CA-CB	-5.43	99.53	110.40
1	jZ	162	ARG	O-C-N	-5.43	114.01	122.70
1	k2	143	ARG	CD-NE-CZ	5.43	131.20	123.60
1	ke	5	ASN	N-CA-CB	-5.43	100.82	110.60
1	22	117	TRP	CE3-CZ3-CH2	5.43	127.17	121.20
1	kJ	221	VAL	CA-CB-CG2	-5.43	102.75	110.90
1	25	180	GLU	OE1-CD-OE2	-5.43	116.78	123.30
1	le	154	ARG	N-CA-CB	5.43	120.38	110.60
1	2p	5	ASN	O-C-N	-5.43	114.01	122.70
1	2G	31	ALA	N-CA-CB	5.43	117.70	110.10
1	2I	23	TRP	CE3-CZ3-CH2	-5.43	115.22	121.20
1	2V	47	ALA	CB-CA-C	5.43	118.25	110.10
1	36	168	PHE	CB-CG-CD1	-5.43	117.00	120.80
1	39	63	GLN	CA-C-N	5.43	129.15	117.20
1	3o	167	ARG	NH1-CZ-NH2	-5.43	113.42	119.40
1	4P	59	VAL	CG1-CB-CG2	-5.43	102.21	110.90
1	52	96	MET	C-N-CA	5.43	135.28	121.70
1	5J	35	GLU	O-C-N	-5.43	114.01	122.70
1	69	108	THR	CA-CB-CG2	-5.43	104.79	112.40
1	6C	122	PRO	CA-C-N	5.43	132.31	117.10
1	73	80	TRP	CA-CB-CG	5.43	124.02	113.70
1	7E	101	GLY	CA-C-O	5.43	130.38	120.60

Continued on next page...

Continued from previous page...

Mol	Chain	Res	Type	Atoms	Z	Observed(°)	Ideal(°)
1	ab	44	SER	CB-CA-C	-5.43	99.78	110.10
1	aT	132	ARG	NE-CZ-NH1	5.43	123.02	120.30
1	aY	130	TYR	CD1-CG-CD2	5.43	123.88	117.90
1	ck	215	MET	CG-SD-CE	-5.43	91.51	100.20
1	dg	107	THR	CA-CB-OG1	5.43	120.41	109.00
1	dH	117	TRP	CZ3-CH2-CZ2	-5.43	115.08	121.60
1	e7	193	ASN	CB-CG-OD1	-5.43	110.74	121.60
1	ee	132	ARG	NH1-CZ-NH2	-5.43	113.42	119.40
1	1r	154	ARG	NE-CZ-NH1	5.43	123.02	120.30
1	eR	18	ARG	NE-CZ-NH1	5.43	123.02	120.30
1	C	132	ARG	NH1-CZ-NH2	-5.43	113.42	119.40
1	P	85	PRO	O-C-N	5.43	131.39	122.70
1	gQ	103	ASP	CB-CG-OD1	5.43	123.19	118.30
1	i3	86	VAL	CA-CB-CG1	-5.43	102.75	110.90
1	il	96	MET	CG-SD-CE	-5.43	91.51	100.20
1	kU	18	ARG	NE-CZ-NH1	5.43	123.02	120.30
1	44	185	MET	CA-CB-CG	5.43	122.53	113.30
1	4V	175	GLU	N-CA-CB	-5.43	100.83	110.60
1	58	173	ARG	NH1-CZ-NH2	-5.43	113.43	119.40
1	5d	152	ASP	CB-CG-OD2	-5.43	113.41	118.30
1	5g	40	PHE	CB-CG-CD1	5.43	124.60	120.80
1	5T	27	VAL	CA-CB-CG2	-5.43	102.75	110.90
1	81	76	GLU	OE1-CD-OE2	-5.43	116.78	123.30
1	9D	154	ARG	NH1-CZ-NH2	-5.43	113.42	119.40
1	bb	69	LEU	CB-CG-CD2	-5.43	101.77	111.00
1	bN	20	LEU	CB-CG-CD2	5.43	120.23	111.00
1	cF	36	VAL	CA-CB-CG2	-5.43	102.75	110.90
1	cL	42	ALA	N-CA-CB	-5.43	102.50	110.10
1	dH	201	ILE	O-C-N	-5.43	114.01	122.70
1	eo	33	SER	CA-C-N	5.43	132.31	117.10
1	fg	166	ASP	CB-CG-OD2	-5.43	113.41	118.30
1	ly	154	ARG	NH1-CZ-NH2	-5.43	113.43	119.40
1	fE	76	GLU	OE1-CD-OE2	-5.43	116.78	123.30
1	fE	221	VAL	CA-CB-CG1	5.43	119.05	110.90
1	fF	44	SER	O-C-N	-5.43	114.01	122.70
1	fS	72	THR	CA-CB-OG1	5.43	120.41	109.00
1	B	88	ALA	CB-CA-C	-5.43	101.95	110.10
1	3	138	LEU	CB-CG-CD2	5.43	120.23	111.00
1	gm	1	PRO	O-C-N	5.43	131.39	122.70
1	gH	10	MET	CG-SD-CE	-5.43	91.51	100.20
1	gK	231	LEU	CB-CG-CD1	5.43	120.23	111.00
1	1I	162	ARG	NE-CZ-NH1	5.43	123.02	120.30

Continued on next page...

Continued from previous page...

Mol	Chain	Res	Type	Atoms	Z	Observed(°)	Ideal(°)
1	hk	152	ASP	CB-CG-OD1	5.43	123.19	118.30
1	hF	51	ASP	CB-CG-OD2	-5.43	113.41	118.30
1	hP	48	THR	N-CA-CB	5.43	120.61	110.30
1	hX	54	THR	OG1-CB-CG2	-5.43	97.51	110.00
1	hZ	229	ARG	NE-CZ-NH2	-5.43	117.58	120.30
1	1N	132	ARG	NE-CZ-NH2	-5.43	117.58	120.30
1	ip	169	TYR	CA-CB-CG	-5.43	103.08	113.40
1	iw	184	TRP	CE3-CZ3-CH2	-5.43	115.23	121.20
1	iF	144	MET	CG-SD-CE	-5.43	91.51	100.20
1	j0	23	TRP	CA-CB-CG	5.43	124.02	113.70
1	ji	166	ASP	CB-CG-OD2	-5.43	113.41	118.30
1	jq	164	TYR	CG-CD1-CE1	-5.43	116.96	121.30
1	k3	39	MET	O-C-N	-5.43	114.01	122.70
1	20	44	SER	O-C-N	-5.43	114.01	122.70
1	kt	165	VAL	CA-CB-CG2	-5.43	102.75	110.90
1	kw	224	PRO	N-CA-CB	5.43	109.81	103.30
1	31	164	TYR	CB-CG-CD1	5.43	124.26	121.00
1	36	145	TYR	CG-CD1-CE1	-5.43	116.96	121.30
1	4D	211	LEU	CB-CG-CD1	5.43	120.23	111.00
1	5c	45	GLU	O-C-N	-5.43	113.97	123.20
1	5I	142	VAL	CG1-CB-CG2	-5.43	102.21	110.90
1	67	167	ARG	CD-NE-CZ	5.43	131.20	123.60
1	6t	108	THR	CA-CB-CG2	-5.43	104.80	112.40
1	6G	77	ALA	CB-CA-C	5.43	118.24	110.10
1	6V	198	CYS	CB-CA-C	-5.43	99.54	110.40
1	7n	163	ASP	O-C-N	-5.43	114.01	122.70
1	7s	184	TRP	CB-CG-CD1	5.43	134.06	127.00
1	7w	144	MET	CG-SD-CE	-5.43	91.51	100.20
1	7y	76	GLU	O-C-N	-5.43	114.01	122.70
1	7J	26	VAL	CA-CB-CG1	5.43	119.04	110.90
1	8q	102	SER	O-C-N	-5.43	114.01	122.70
1	8H	133	TRP	O-C-N	-5.43	114.01	122.70
1	8I	165	VAL	CA-CB-CG2	-5.43	102.75	110.90
1	8L	63	GLN	CB-CA-C	5.43	121.26	110.40
1	8N	227	LYS	CD-CE-NZ	5.43	124.19	111.70
1	8S	133	TRP	CD1-NE1-CE2	5.43	113.89	109.00
1	ak	185	MET	CG-SD-CE	-5.43	91.51	100.20
1	as	174	ALA	O-C-N	-5.43	114.01	122.70
1	aE	163	ASP	CB-CG-OD2	-5.43	113.41	118.30
1	15	197	ASP	CB-CG-OD2	5.43	123.19	118.30
1	bD	60	GLY	O-C-N	-5.43	113.97	123.20
1	bK	138	LEU	CB-CG-CD1	5.43	120.23	111.00

Continued on next page...

Continued from previous page...

Mol	Chain	Res	Type	Atoms	Z	Observed(°)	Ideal(°)
1	bL	182	LYS	CB-CA-C	-5.43	99.54	110.40
1	bU	76	GLU	N-CA-CB	5.43	120.37	110.60
1	bU	229	ARG	NH1-CZ-NH2	-5.43	113.43	119.40
1	cE	80	TRP	CB-CG-CD2	5.43	133.66	126.60
1	d7	97	ARG	NH1-CZ-NH2	5.43	125.37	119.40
1	d7	211	LEU	CB-CG-CD1	5.43	120.23	111.00
1	dx	29	GLU	OE1-CD-OE2	-5.43	116.79	123.30
1	dE	97	ARG	CD-NE-CZ	5.43	131.20	123.60
1	ef	24	VAL	O-C-N	-5.43	114.01	122.70
1	f9	209	ALA	O-C-N	-5.43	114.01	122.70
1	fa	173	ARG	NH1-CZ-NH2	-5.43	113.43	119.40
1	fp	230	VAL	CA-CB-CG1	5.43	119.05	110.90
1	l	150	ILE	CA-CB-CG1	5.43	121.31	111.00
1	z	66	MET	CG-SD-CE	-5.43	91.51	100.20
1	gc	218	CYS	O-C-N	-5.43	114.02	122.70
1	gi	23	TRP	CD2-CE3-CZ3	-5.43	111.74	118.80
1	hf	100	ARG	NE-CZ-NH1	-5.43	117.59	120.30
1	hl	171	THR	N-CA-CB	5.43	120.61	110.30
1	kD	214	MET	CG-SD-CE	-5.43	91.52	100.20
1	ll	217	ALA	N-CA-CB	-5.43	102.50	110.10
1	lK	44	SER	O-C-N	-5.43	114.02	122.70
1	2A	154	ARG	N-CA-CB	5.43	120.37	110.60
1	34	105	ALA	N-CA-CB	-5.43	102.50	110.10
1	3y	162	ARG	NH1-CZ-NH2	-5.43	113.43	119.40
1	4z	144	MET	CG-SD-CE	-5.43	91.52	100.20
1	7e	230	VAL	O-C-N	-5.43	114.01	122.70
1	7R	91	ILE	CA-CB-CG2	-5.43	100.05	110.90
1	8S	229	ARG	NE-CZ-NH2	-5.43	117.59	120.30
1	9F	197	ASP	CB-CG-OD2	-5.43	113.42	118.30
1	an	86	VAL	CG1-CB-CG2	5.43	119.58	110.90
1	aq	152	ASP	CB-CG-OD1	-5.43	113.42	118.30
1	bc	96	MET	CA-CB-CG	5.43	122.53	113.30
1	be	197	ASP	CB-CG-OD1	-5.43	113.41	118.30
1	bN	144	MET	CA-CB-CG	5.43	122.53	113.30
1	dV	136	LEU	CB-CG-CD1	5.43	120.23	111.00
1	z	214	MET	CA-CB-CG	5.43	122.53	113.30
1	8	97	ARG	CD-NE-CZ	5.43	131.20	123.60
1	gl	69	LEU	CB-CG-CD2	-5.43	101.77	111.00
1	gp	161	PHE	CB-CG-CD1	5.43	124.60	120.80
1	gR	28	GLU	OE1-CD-OE2	-5.43	116.79	123.30
1	gU	229	ARG	NH1-CZ-NH2	-5.43	113.43	119.40
1	1J	55	MET	CG-SD-CE	-5.43	91.52	100.20

Continued on next page...

Continued from previous page...

Mol	Chain	Res	Type	Atoms	Z	Observed(°)	Ideal(°)
1	hQ	7	GLN	O-C-N	-5.43	113.97	123.20
1	iQ	163	ASP	CB-CG-OD1	5.43	123.18	118.30
1	1T	197	ASP	CB-CG-OD1	-5.43	113.42	118.30
1	jG	32	PHE	CB-CG-CD2	-5.43	117.00	120.80
1	jP	152	ASP	O-C-N	-5.43	114.02	122.70
1	1Z	66	MET	CG-SD-CE	-5.43	91.52	100.20
1	km	147	PRO	N-CA-CB	-5.43	96.63	102.60
1	lP	164	TYR	CB-CG-CD2	-5.43	117.74	121.00
1	3l	106	GLY	C-N-CA	5.43	135.27	121.70
1	36	164	TYR	CB-CG-CD2	-5.43	117.74	121.00
1	3K	131	LYS	O-C-N	-5.43	114.02	122.70
1	4x	153	ILE	CB-CA-C	-5.43	100.75	111.60
1	4W	100	ARG	NH1-CZ-NH2	-5.43	113.43	119.40
1	5j	227	LYS	CB-CA-C	5.43	121.25	110.40
1	5B	169	TYR	CB-CG-CD1	-5.43	117.74	121.00
1	5Z	103	ASP	CB-CG-OD2	5.43	123.18	118.30
1	77	80	TRP	N-CA-CB	-5.43	100.83	110.60
1	7t	213	GLU	OE1-CD-OE2	-5.43	116.79	123.30
1	97	130	TYR	CB-CG-CD1	5.43	124.26	121.00
1	9u	164	TYR	CZ-CE2-CD2	-5.43	114.92	119.80
1	aM	146	SER	N-CA-CB	5.43	118.64	110.50
1	b5	40	PHE	CB-CG-CD2	5.43	124.60	120.80
1	bb	185	MET	CG-SD-CE	-5.43	91.52	100.20
1	bm	24	VAL	CA-CB-CG2	-5.43	102.76	110.90
1	bP	136	LEU	CB-CG-CD1	-5.43	101.77	111.00
1	bR	142	VAL	CG1-CB-CG2	-5.43	102.22	110.90
1	c6	93	PRO	N-CD-CG	5.43	111.34	103.20
1	cP	173	ARG	NE-CZ-NH1	5.43	123.01	120.30
1	cZ	168	PHE	CB-CG-CD2	-5.43	117.00	120.80
1	dd	96	MET	CG-SD-CE	-5.43	91.52	100.20
1	do	68	MET	CA-CB-CG	5.43	122.52	113.30
1	dS	169	TYR	CG-CD2-CE2	-5.43	116.96	121.30
1	lo	132	ARG	NE-CZ-NH1	5.43	123.01	120.30
1	ez	119	THR	CA-CB-CG2	-5.43	104.80	112.40
1	eK	143	ARG	CD-NE-CZ	5.43	131.20	123.60
1	f3	31	ALA	CB-CA-C	5.43	118.24	110.10
1	f8	215	MET	CG-SD-CE	-5.43	91.52	100.20
1	0	145	TYR	CG-CD2-CE2	-5.43	116.96	121.30
1	gh	157	PRO	O-C-N	-5.42	114.02	122.70
1	gH	80	TRP	CE3-CZ3-CH2	-5.42	115.23	121.20
1	ia	169	TYR	CA-CB-CG	-5.42	103.09	113.40
1	ib	198	CYS	CA-CB-SG	-5.42	104.23	114.00

Continued on next page...

Continued from previous page...

Mol	Chain	Res	Type	Atoms	Z	Observed(°)	Ideal(°)
1	ii	96	MET	CA-CB-CG	5.42	122.52	113.30
1	ik	81	ASP	CB-CG-OD1	5.42	123.18	118.30
1	iQ	117	TRP	CB-CG-CD1	-5.42	119.95	127.00
1	jU	23	TRP	CG-CD1-NE1	5.42	115.52	110.10
1	jV	82	ARG	NH1-CZ-NH2	-5.42	113.43	119.40
1	jW	66	MET	CA-CB-CG	5.42	122.52	113.30
1	k0	49	PRO	N-CD-CG	5.42	111.34	103.20
1	kj	212	GLU	OE1-CD-OE2	-5.42	116.79	123.30
1	kp	42	ALA	N-CA-CB	-5.42	102.50	110.10
1	kG	143	ARG	NE-CZ-NH1	-5.42	117.59	120.30
1	l4	26	VAL	CA-CB-CG1	5.42	119.04	110.90
1	26	219	GLN	N-CA-CB	-5.42	100.84	110.60
1	le	196	PRO	N-CA-CB	5.42	109.81	103.30
1	lh	45	GLU	OE1-CD-OE2	-5.42	116.79	123.30
1	lO	97	ARG	NE-CZ-NH1	5.42	123.01	120.30
1	2e	166	ASP	O-C-N	-5.42	114.02	122.70
1	3f	58	THR	CA-CB-CG2	-5.42	104.81	112.40
1	3m	82	ARG	CD-NE-CZ	5.42	131.19	123.60
1	3y	143	ARG	NE-CZ-NH1	-5.42	117.59	120.30
1	4E	27	VAL	CG1-CB-CG2	-5.42	102.22	110.90
1	53	105	ALA	N-CA-CB	-5.42	102.51	110.10
1	5U	177	ALA	O-C-N	-5.42	114.02	122.70
1	6k	169	TYR	CB-CG-CD1	5.42	124.25	121.00
1	7l	55	MET	CG-SD-CE	-5.42	91.52	100.20
1	8u	72	THR	CA-CB-CG2	5.42	119.99	112.40
1	8J	200	THR	CA-CB-CG2	-5.42	104.81	112.40
1	8M	31	ALA	CB-CA-C	5.42	118.24	110.10
1	8U	23	TRP	CB-CG-CD2	5.42	133.65	126.60
1	9H	187	GLU	O-C-N	-5.42	114.02	122.70
1	9N	56	LEU	N-CA-CB	5.42	121.25	110.40
1	al	167	ARG	NH1-CZ-NH2	-5.42	113.43	119.40
1	aI	18	ARG	NE-CZ-NH1	5.42	123.01	120.30
1	aK	82	ARG	NE-CZ-NH1	5.42	123.01	120.30
1	aV	187	GLU	OE1-CD-OE2	-5.42	116.79	123.30
1	aV	213	GLU	OE1-CD-OE2	-5.42	116.79	123.30
1	bn	32	PHE	CB-CG-CD1	-5.42	117.00	120.80
1	bo	59	VAL	C-N-CA	5.42	133.69	122.30
1	bL	59	VAL	CG1-CB-CG2	-5.42	102.22	110.90
1	ca	133	TRP	CH2-CZ2-CE2	-5.42	111.98	117.40
1	dT	132	ARG	NE-CZ-NH1	-5.42	117.59	120.30
1	ev	211	LEU	CB-CG-CD2	-5.42	101.78	111.00
1	1	73	ILE	CA-CB-CG2	-5.42	100.05	110.90

Continued on next page...

Continued from previous page...

Mol	Chain	Res	Type	Atoms	Z	Observed(°)	Ideal(°)
1	m	48	THR	CA-CB-CG2	-5.42	104.81	112.40
1	A	19	THR	N-CA-CB	5.42	120.61	110.30
1	h5	184	TRP	CH2-CZ2-CE2	5.42	122.82	117.40
1	1H	143	ARG	NH1-CZ-NH2	-5.42	113.44	119.40
1	hj	214	MET	O-C-N	-5.42	114.02	122.70
1	hQ	210	THR	N-CA-CB	5.42	120.61	110.30
1	ih	110	THR	O-C-N	-5.42	114.02	122.70
1	jt	126	VAL	CA-CB-CG2	5.42	119.03	110.90
1	kR	145	TYR	CB-CG-CD2	-5.42	117.75	121.00
1	l9	197	ASP	N-CA-CB	-5.42	100.84	110.60
1	la	91	ILE	CA-CB-CG1	5.42	121.30	111.00
1	35	26	VAL	CA-CB-CG2	-5.42	102.77	110.90
1	3p	132	ARG	CG-CD-NE	-5.42	100.41	111.80
1	3P	143	ARG	NH1-CZ-NH2	-5.42	113.43	119.40
1	45	209	ALA	CB-CA-C	-5.42	101.97	110.10
1	4G	197	ASP	CB-CG-OD1	5.42	123.18	118.30
1	8x	192	GLN	CB-CA-C	5.42	121.25	110.40
1	9U	196	PRO	N-CA-CB	-5.42	96.63	102.60
1	Z	97	ARG	NE-CZ-NH2	5.42	123.01	120.30
1	a8	142	VAL	CG1-CB-CG2	-5.42	102.22	110.90
1	cr	25	LYS	CA-CB-CG	5.42	125.33	113.40
1	1h	124	ILE	N-CA-C	-5.42	96.36	111.00
1	cW	184	TRP	CD1-NE1-CE2	-5.42	104.12	109.00
1	dd	177	ALA	N-CA-CB	5.42	117.69	110.10
1	e5	229	ARG	NE-CZ-NH2	-5.42	117.59	120.30
1	eJ	93	PRO	N-CA-CB	5.42	109.81	103.30
1	fo	152	ASP	CB-CG-OD1	5.42	123.18	118.30
1	fC	184	TRP	CE2-CD2-CG	5.42	111.64	107.30
1	J	68	MET	CG-SD-CE	-5.42	91.52	100.20
1	J	111	LEU	CB-CG-CD2	5.42	120.22	111.00
1	ge	145	TYR	CD1-CE1-CZ	-5.42	114.92	119.80
1	gu	81	ASP	CB-CG-OD2	5.42	123.18	118.30
1	gZ	23	TRP	CB-CG-CD1	-5.42	119.95	127.00
1	gZ	43	LEU	CB-CG-CD1	5.42	120.22	111.00
1	hd	161	PHE	CB-CG-CD1	-5.42	117.00	120.80
1	hI	147	PRO	N-CA-CB	5.42	109.81	103.30
1	1M	132	ARG	NE-CZ-NH2	-5.42	117.59	120.30
1	iB	106	GLY	CA-C-O	5.42	130.36	120.60
1	iI	143	ARG	NE-CZ-NH2	-5.42	117.59	120.30
1	iP	43	LEU	CB-CG-CD1	-5.42	101.78	111.00
1	js	161	PHE	CB-CG-CD2	5.42	124.60	120.80
1	23	143	ARG	O-C-N	-5.42	114.03	122.70

Continued on next page...

Continued from previous page...

Mol	Chain	Res	Type	Atoms	Z	Observed(°)	Ideal(°)
1	lm	187	GLU	CB-CA-C	-5.42	99.56	110.40
1	lu	58	THR	CA-CB-CG2	-5.42	104.81	112.40
1	2c	32	PHE	CG-CD2-CE2	-5.42	114.84	120.80
1	2E	103	ASP	CB-CG-OD1	5.42	123.18	118.30
1	3I	90	PRO	N-CA-CB	5.42	109.81	103.30
1	35	10	MET	CG-SD-CE	-5.42	91.53	100.20
1	3P	81	ASP	CB-CG-OD2	5.42	123.18	118.30
1	4O	23	TRP	CA-CB-CG	5.42	124.00	113.70
1	5g	23	TRP	CB-CG-CD1	-5.42	119.95	127.00
1	5l	68	MET	CG-SD-CE	5.42	108.88	100.20
1	5R	126	VAL	CA-CB-CG2	5.42	119.03	110.90
1	66	162	ARG	NH1-CZ-NH2	-5.42	113.44	119.40
1	6w	18	ARG	NE-CZ-NH2	-5.42	117.59	120.30
1	6y	3	VAL	CA-CB-CG2	5.42	119.03	110.90
1	75	126	VAL	CG1-CB-CG2	-5.42	102.22	110.90
1	7b	87	HIS	CA-CB-CG	5.42	122.82	113.60
1	7j	51	ASP	CB-CG-OD2	5.42	123.18	118.30
1	8l	175	GLU	OE1-CD-OE2	-5.42	116.80	123.30
1	9Y	217	ALA	N-CA-CB	5.42	117.69	110.10
1	aJ	82	ARG	NH1-CZ-NH2	-5.42	113.44	119.40
1	aU	166	ASP	N-CA-CB	-5.42	100.84	110.60
1	bI	145	TYR	O-C-N	-5.42	114.03	122.70
1	bj	18	ARG	NE-CZ-NH1	5.42	123.01	120.30
1	bk	143	ARG	O-C-N	-5.42	114.03	122.70
1	bz	80	TRP	CG-CD2-CE3	5.42	138.78	133.90
1	bG	184	TRP	N-CA-CB	-5.42	100.84	110.60
1	cw	117	TRP	CB-CG-CD1	-5.42	119.95	127.00
1	lg	90	PRO	C-N-CA	5.42	135.25	121.70
1	dI	183	ASN	O-C-N	-5.42	114.03	122.70
1	d2	69	LEU	CB-CA-C	5.42	120.50	110.20
1	dP	51	ASP	O-C-N	5.42	131.37	122.70
1	e3	159	GLU	OE1-CD-OE2	-5.42	116.79	123.30
1	eh	108	THR	CA-CB-CG2	-5.42	104.81	112.40
1	eo	138	LEU	CB-CG-CD1	5.42	120.22	111.00
1	ey	164	TYR	CZ-CE2-CD2	5.42	124.68	119.80
1	eQ	133	TRP	N-CA-CB	5.42	120.36	110.60
1	fe	117	TRP	CB-CG-CD2	5.42	133.65	126.60
1	fn	23	TRP	CA-CB-CG	5.42	124.00	113.70
1	fn	130	TYR	CB-CG-CD2	-5.42	117.75	121.00
1	fF	197	ASP	CB-CG-OD1	5.42	123.18	118.30
1	fT	102	SER	O-C-N	-5.42	114.03	122.70
1	c	189	LEU	CB-CG-CD2	-5.42	101.78	111.00

Continued on next page...

Continued from previous page...

Mol	Chain	Res	Type	Atoms	Z	Observed(°)	Ideal(°)
1	m	82	ARG	NE-CZ-NH2	5.42	123.01	120.30
1	gb	105	ALA	CB-CA-C	5.42	118.23	110.10
1	h9	221	VAL	CA-C-O	-5.42	108.72	120.10
1	iQ	74	ASN	CB-CG-OD1	-5.42	110.76	121.60
1	iV	40	PHE	CD1-CE1-CZ	-5.42	113.60	120.10
1	j6	169	TYR	CG-CD1-CE1	-5.42	116.96	121.30
1	jd	175	GLU	CB-CA-C	5.42	121.24	110.40
1	l4	152	ASP	O-C-N	-5.42	114.03	122.70
1	2y	80	TRP	CD1-NE1-CE2	5.42	113.88	109.00
1	2B	53	ASN	O-C-N	-5.42	114.03	122.70
1	5p	117	TRP	CG-CD2-CE3	-5.42	129.02	133.90
1	62	154	ARG	CA-CB-CG	5.42	125.33	113.40
1	7S	40	PHE	CB-CG-CD1	-5.42	117.01	120.80
1	8P	188	THR	CA-CB-CG2	-5.42	104.81	112.40
1	9V	32	PHE	CG-CD1-CE1	-5.42	114.84	120.80
1	9W	211	LEU	O-C-N	-5.42	114.03	122.70
1	av	161	PHE	CB-CG-CD2	5.42	124.59	120.80
1	br	133	TRP	CE3-CZ3-CH2	-5.42	115.24	121.20
1	eH	184	TRP	CD1-CG-CD2	5.42	110.64	106.30
1	fv	56	LEU	CB-CG-CD2	5.42	120.21	111.00
1	fl	52	LEU	CB-CG-CD1	-5.42	101.78	111.00
1	fR	131	LYS	N-CA-CB	-5.42	100.84	110.60
1	gh	145	TYR	O-C-N	-5.42	114.03	122.70
1	gD	168	PHE	CG-CD2-CE2	5.42	126.76	120.80
1	gP	169	TYR	CZ-CE2-CD2	5.42	124.68	119.80
1	h7	216	THR	CA-CB-CG2	-5.42	104.81	112.40
1	hj	162	ARG	NE-CZ-NH2	-5.42	117.59	120.30
1	iL	166	ASP	CB-CG-OD1	5.42	123.18	118.30
1	jw	191	VAL	CA-CB-CG2	5.42	119.03	110.90
1	jz	42	ALA	CB-CA-C	5.42	118.23	110.10
1	jP	48	THR	CA-CB-CG2	-5.42	104.81	112.40
1	jY	163	ASP	CB-CG-OD2	-5.42	113.42	118.30
1	k9	169	TYR	CD1-CE1-CZ	-5.42	114.92	119.80
1	kc	174	ALA	O-C-N	-5.42	114.03	122.70
1	kj	168	PHE	CB-CG-CD2	-5.42	117.01	120.80
1	kU	105	ALA	O-C-N	-5.42	113.99	123.20
1	lE	204	ALA	N-CA-CB	-5.42	102.51	110.10
1	2U	32	PHE	CB-CG-CD2	-5.42	117.01	120.80
1	3c	100	ARG	NE-CZ-NH2	-5.42	117.59	120.30
1	3G	11	VAL	CA-CB-CG1	-5.42	102.77	110.90
1	4n	10	MET	O-C-N	-5.42	114.03	122.70
1	4H	32	PHE	CB-CG-CD1	-5.42	117.01	120.80

Continued on next page...

Continued from previous page...

Mol	Chain	Res	Type	Atoms	Z	Observed(°)	Ideal(°)
1	4V	135	ILE	O-C-N	-5.42	114.03	122.70
1	5e	130	TYR	CB-CG-CD2	-5.42	117.75	121.00
1	5T	57	ASN	CB-CA-C	-5.42	99.56	110.40
1	5X	169	TYR	CB-CG-CD1	5.42	124.25	121.00
1	7C	32	PHE	CG-CD2-CE2	-5.42	114.84	120.80
1	86	145	TYR	CB-CG-CD2	-5.42	117.75	121.00
1	8m	65	ALA	N-CA-CB	-5.42	102.51	110.10
1	8v	161	PHE	CB-CG-CD1	-5.42	117.01	120.80
1	8V	32	PHE	CB-CG-CD2	5.42	124.59	120.80
1	9G	23	TRP	CG-CD2-CE3	-5.42	129.02	133.90
1	9M	188	THR	O-C-N	-5.42	114.03	122.70
1	ac	217	ALA	CB-CA-C	5.42	118.23	110.10
1	au	81	ASP	CB-CG-OD1	-5.42	113.42	118.30
1	ba	40	PHE	CB-CG-CD1	-5.42	117.01	120.80
1	bt	162	ARG	NE-CZ-NH2	-5.42	117.59	120.30
1	bu	207	PRO	C-N-CA	5.42	135.25	121.70
1	bw	66	MET	CA-CB-CG	-5.42	104.09	113.30
1	bG	96	MET	CG-SD-CE	-5.42	91.53	100.20
1	bZ	48	THR	CA-CB-CG2	-5.42	104.81	112.40
1	bZ	210	THR	CA-CB-OG1	5.42	120.38	109.00
1	ch	162	ARG	NE-CZ-NH2	5.42	123.01	120.30
1	ct	207	PRO	N-CD-CG	5.42	111.33	103.20
1	cA	171	THR	C-N-CA	5.42	135.25	121.70
1	lg	69	LEU	CA-CB-CG	5.42	127.76	115.30
1	d4	65	ALA	N-CA-CB	-5.42	102.51	110.10
1	1k	197	ASP	CB-CG-OD2	-5.42	113.42	118.30
1	dS	97	ARG	NH1-CZ-NH2	-5.42	113.44	119.40
1	ec	83	LEU	N-CA-CB	-5.42	99.56	110.40
1	el	41	SER	O-C-N	-5.42	114.03	122.70
1	eW	18	ARG	NH1-CZ-NH2	-5.42	113.44	119.40
1	f2	126	VAL	O-C-N	-5.42	113.99	123.20
1	f8	81	ASP	CB-CG-OD1	5.42	123.18	118.30
1	fc	81	ASP	CB-CA-C	5.42	121.24	110.40
1	fi	115	ILE	CA-CB-CG1	-5.42	100.70	111.00
1	fp	163	ASP	CB-CG-OD1	-5.42	113.42	118.30
1	ly	80	TRP	CZ3-CH2-CZ2	5.42	128.10	121.60
1	fP	80	TRP	CG-CD1-NE1	-5.42	104.68	110.10
1	fP	130	TYR	CZ-CE2-CD2	-5.42	114.92	119.80
1	fZ	198	CYS	CA-CB-SG	5.42	123.75	114.00
1	1B	162	ARG	NE-CZ-NH2	5.42	123.01	120.30
1	1	130	TYR	CG-CD1-CE1	5.42	125.63	121.30
1	E	97	ARG	NE-CZ-NH1	-5.42	117.59	120.30

Continued on next page...

Continued from previous page...

Mol	Chain	Res	Type	Atoms	Z	Observed(°)	Ideal(°)
1	V	216	THR	CA-CB-CG2	5.42	119.98	112.40
1	gq	32	PHE	CB-CG-CD2	-5.42	117.01	120.80
1	gK	197	ASP	CB-CG-OD1	5.42	123.17	118.30
1	hg	119	THR	CA-CB-OG1	5.42	120.37	109.00
1	hj	174	ALA	O-C-N	-5.42	114.03	122.70
1	hX	169	TYR	CB-CG-CD2	-5.42	117.75	121.00
1	in	131	LYS	N-CA-CB	5.42	120.35	110.60
1	1V	27	VAL	CA-CB-CG1	-5.42	102.78	110.90
1	jX	143	ARG	NE-CZ-NH1	5.42	123.01	120.30
1	kr	167	ARG	NE-CZ-NH2	-5.42	117.59	120.30
1	kL	20	LEU	O-C-N	-5.42	114.03	122.70
1	lA	27	VAL	CA-CB-CG2	-5.42	102.78	110.90
1	2d	3	VAL	CA-CB-CG2	-5.42	102.78	110.90
1	35	9	GLN	O-C-N	-5.42	114.03	122.70
1	3Z	133	TRP	CB-CG-CD2	-5.42	119.56	126.60
1	4k	160	PRO	N-CD-CG	5.42	111.33	103.20
1	4v	55	MET	CG-SD-CE	-5.42	91.53	100.20
1	4A	184	TRP	CD2-CE3-CZ3	-5.42	111.76	118.80
1	5h	167	ARG	O-C-N	-5.42	114.03	122.70
1	5H	199	LYS	O-C-N	-5.42	114.03	122.70
1	7P	164	TYR	CB-CA-C	5.42	121.23	110.40
1	80	24	VAL	CG1-CB-CG2	-5.42	102.23	110.90
1	84	150	ILE	O-C-N	-5.42	114.03	122.70
1	8l	167	ARG	NH1-CZ-NH2	5.42	125.36	119.40
1	8q	152	ASP	CB-CG-OD2	-5.42	113.42	118.30
1	8I	184	TRP	CH2-CZ2-CE2	-5.42	111.98	117.40
1	8P	162	ARG	NH1-CZ-NH2	-5.42	113.44	119.40
1	8R	102	SER	N-CA-CB	5.42	118.62	110.50
1	8R	181	VAL	CA-CB-CG2	-5.42	102.77	110.90
1	9u	184	TRP	N-CA-CB	-5.42	100.85	110.60
1	9G	68	MET	CG-SD-CE	-5.42	91.53	100.20
1	9V	82	ARG	NE-CZ-NH2	-5.42	117.59	120.30
1	bc	23	TRP	CH2-CZ2-CE2	-5.42	111.98	117.40
1	bh	142	VAL	CA-CB-CG1	5.42	119.03	110.90
1	bD	194	ALA	N-CA-C	5.42	125.62	111.00
1	bP	213	GLU	OE1-CD-OE2	-5.42	116.80	123.30
1	cm	81	ASP	CB-CG-OD2	5.42	123.18	118.30
1	cE	169	TYR	CB-CG-CD1	-5.42	117.75	121.00
1	cN	71	GLU	OE1-CD-OE2	-5.42	116.80	123.30
1	cT	80	TRP	CG-CD2-CE3	-5.42	129.03	133.90
1	cX	130	TYR	CG-CD2-CE2	-5.42	116.97	121.30
1	dx	144	MET	CB-CA-C	5.42	121.23	110.40

Continued on next page...

Continued from previous page...

Mol	Chain	Res	Type	Atoms	Z	Observed(°)	Ideal(°)
1	e9	23	TRP	CZ3-CH2-CZ2	5.42	128.10	121.60
1	e9	163	ASP	CB-CG-OD1	5.42	123.18	118.30
1	fc	228	ALA	CB-CA-C	5.42	118.22	110.10
1	1w	142	VAL	CA-CB-CG2	-5.42	102.77	110.90
1	fl	23	TRP	CE3-CZ3-CH2	5.42	127.16	121.20
1	m	23	TRP	CE2-CD2-CG	-5.42	102.97	107.30
1	s	12	HIS	O-C-N	-5.42	114.03	122.70
1	D	23	TRP	CA-CB-CG	5.42	123.99	113.70
1	gv	209	ALA	CB-CA-C	5.42	118.22	110.10
1	gU	40	PHE	CB-CG-CD2	-5.42	117.01	120.80
1	iB	164	TYR	CD1-CE1-CZ	5.42	124.67	119.80
1	iI	114	GLN	O-C-N	-5.42	114.04	122.70
1	jo	152	ASP	N-CA-CB	-5.42	100.85	110.60
1	js	138	LEU	O-C-N	-5.42	114.04	122.70
1	jS	36	VAL	CA-CB-CG1	-5.42	102.78	110.90
1	k8	229	ARG	O-C-N	-5.42	114.04	122.70
1	kj	164	TYR	CZ-CE2-CD2	-5.42	114.93	119.80
1	lD	178	SER	O-C-N	-5.42	114.04	122.70
1	2t	214	MET	CG-SD-CE	-5.42	91.54	100.20
1	4u	108	THR	CA-CB-CG2	-5.42	104.82	112.40
1	5H	39	MET	O-C-N	-5.42	114.04	122.70
1	5Y	185	MET	CG-SD-CE	-5.42	91.54	100.20
1	7t	145	TYR	CD1-CG-CD2	5.42	123.86	117.90
1	8e	177	ALA	N-CA-C	5.42	125.62	111.00
1	8T	23	TRP	CB-CG-CD1	-5.42	119.96	127.00
1	93	38	PRO	N-CA-CB	5.42	109.80	103.30
1	93	161	PHE	CG-CD1-CE1	5.42	126.76	120.80
1	9R	212	GLU	OE1-CD-OE2	-5.42	116.80	123.30
1	9V	165	VAL	CG1-CB-CG2	-5.42	102.24	110.90
1	a2	165	VAL	O-C-N	-5.42	114.04	122.70
1	a8	148	THR	O-C-N	-5.42	114.04	122.70
1	ad	146	SER	N-CA-CB	5.42	118.62	110.50
1	aI	23	TRP	CB-CA-C	5.42	121.23	110.40
1	c2	48	THR	CA-CB-CG2	-5.42	104.82	112.40
1	cZ	167	ARG	NH1-CZ-NH2	-5.42	113.44	119.40
1	eL	31	ALA	CB-CA-C	-5.42	101.98	110.10
1	f6	145	TYR	CB-CG-CD2	5.42	124.25	121.00
1	fj	82	ARG	NH1-CZ-NH2	-5.42	113.44	119.40
1	1x	169	TYR	CA-CB-CG	-5.42	103.11	113.40
1	fC	134	ILE	O-C-N	-5.42	114.04	122.70
1	g0	102	SER	O-C-N	-5.42	114.04	122.70
1	1	175	GLU	CA-CB-CG	5.42	125.31	113.40

Continued on next page...

Continued from previous page...

Mol	Chain	Res	Type	Atoms	Z	Observed(°)	Ideal(°)
1	S	103	ASP	CB-CG-OD2	-5.42	113.43	118.30
1	gh	173	ARG	NE-CZ-NH1	5.41	123.01	120.30
1	1F	154	ARG	NE-CZ-NH1	5.41	123.01	120.30
1	gV	130	TYR	CB-CA-C	5.41	121.23	110.40
1	ha	38	PRO	N-CA-CB	5.41	109.80	103.30
1	he	79	GLU	OE1-CD-OE2	-5.41	116.80	123.30
1	hg	226	HIS	CA-CB-CG	-5.41	104.40	113.60
1	1K	117	TRP	CE3-CZ3-CH2	-5.41	115.25	121.20
1	hX	168	PHE	CB-CG-CD2	5.41	124.59	120.80
1	hY	173	ARG	NH1-CZ-NH2	-5.41	113.44	119.40
1	1O	228	ALA	CB-CA-C	5.41	118.22	110.10
1	iH	164	TYR	CA-CB-CG	-5.41	103.11	113.40
1	iH	228	ALA	N-CA-CB	-5.41	102.52	110.10
1	iZ	144	MET	CG-SD-CE	5.41	108.86	100.20
1	jc	214	MET	CG-SD-CE	-5.41	91.54	100.20
1	jm	119	THR	CA-CB-CG2	-5.41	104.82	112.40
1	jT	166	ASP	CB-CG-OD2	-5.41	113.43	118.30
1	kd	45	GLU	OE1-CD-OE2	-5.41	116.80	123.30
1	kx	154	ARG	NE-CZ-NH1	5.41	123.01	120.30
1	kB	38	PRO	N-CA-CB	5.41	109.80	103.30
1	25	145	TYR	CB-CG-CD1	5.41	124.25	121.00
1	lf	71	GLU	OE1-CD-OE2	-5.41	116.81	123.30
1	lA	133	TRP	CD1-CG-CD2	5.41	110.63	106.30
1	2I	18	ARG	NE-CZ-NH1	5.41	123.01	120.30
1	33	82	ARG	NH1-CZ-NH2	-5.41	113.44	119.40
1	3u	154	ARG	NE-CZ-NH1	5.41	123.01	120.30
1	3v	148	THR	CA-CB-CG2	5.41	119.98	112.40
1	3v	154	ARG	CG-CD-NE	-5.41	100.43	111.80
1	45	145	TYR	CB-CG-CD1	5.41	124.25	121.00
1	4C	210	THR	N-CA-CB	5.41	120.59	110.30
1	76	187	GLU	OE1-CD-OE2	-5.41	116.81	123.30
1	7o	76	GLU	OE1-CD-OE2	-5.41	116.80	123.30
1	7D	111	LEU	O-C-N	-5.41	114.04	122.70
1	85	6	LEU	CB-CG-CD1	5.41	120.20	111.00
1	8o	133	TRP	CB-CG-CD2	-5.41	119.56	126.60
1	9o	19	THR	O-C-N	-5.41	114.04	122.70
1	9r	80	TRP	CB-CG-CD1	-5.41	119.96	127.00
1	Y	33	SER	N-CA-CB	5.41	118.62	110.50
1	ag	32	PHE	CA-CB-CG	-5.41	100.91	113.90
1	ah	139	ASN	CA-CB-CG	-5.41	101.49	113.40
1	bk	55	MET	CG-SD-CE	-5.41	91.54	100.20
1	19	33	SER	O-C-N	-5.41	110.81	121.10

Continued on next page...

Continued from previous page...

Mol	Chain	Res	Type	Atoms	Z	Observed(°)	Ideal(°)
1	bC	161	PHE	CB-CG-CD1	-5.41	117.01	120.80
1	bT	112	GLN	CB-CG-CD	5.41	125.67	111.60
1	c5	139	ASN	CB-CG-OD1	5.41	132.43	121.60
1	cj	168	PHE	CB-CG-CD1	-5.41	117.01	120.80
1	cH	190	LEU	CB-CG-CD2	5.41	120.20	111.00
1	dB	80	TRP	CD1-NE1-CE2	5.41	113.87	109.00
1	fj	192	GLN	N-CA-C	5.41	125.62	111.00
1	fp	118	MET	CG-SD-CE	-5.41	91.54	100.20
1	fU	162	ARG	NE-CZ-NH1	-5.41	117.59	120.30
1	c	40	PHE	CZ-CE2-CD2	-5.41	113.61	120.10
1	S	59	VAL	C-N-CA	5.41	133.67	122.30
1	gR	123	PRO	N-CA-C	5.41	126.17	112.10
1	hh	3	VAL	CA-CB-CG1	5.41	119.02	110.90
1	ip	16	SER	N-CA-CB	5.41	118.62	110.50
1	j9	119	THR	CA-CB-CG2	-5.41	104.82	112.40
1	je	154	ARG	CG-CD-NE	-5.41	100.44	111.80
1	jl	45	GLU	OE1-CD-OE2	-5.41	116.81	123.30
1	jX	130	TYR	CB-CG-CD1	5.41	124.25	121.00
1	kh	229	ARG	NE-CZ-NH2	5.41	123.01	120.30
1	kE	198	CYS	CA-CB-SG	-5.41	104.26	114.00
1	lr	169	TYR	CB-CG-CD2	5.41	124.25	121.00
1	lO	48	THR	N-CA-CB	5.41	120.58	110.30
1	47	160	PRO	N-CA-C	5.41	126.17	112.10
1	5X	24	VAL	CG1-CB-CG2	-5.41	102.24	110.90
1	6X	80	TRP	CG-CD2-CE3	5.41	138.77	133.90
1	8D	66	MET	N-CA-CB	5.41	120.34	110.60
1	8P	166	ASP	CB-CA-C	5.41	121.22	110.40
1	bZ	165	VAL	CA-CB-CG1	5.41	119.02	110.90
1	c9	219	GLN	C-N-CA	5.41	133.66	122.30
1	ch	228	ALA	N-CA-CB	-5.41	102.52	110.10
1	cX	168	PHE	CG-CD1-CE1	-5.41	114.85	120.80
1	d1	132	ARG	CG-CD-NE	-5.41	100.44	111.80
1	eu	117	TRP	CG-CD1-NE1	-5.41	104.69	110.10
1	ga	191	VAL	CG1-CB-CG2	-5.41	102.24	110.90
1	gi	160	PRO	N-CA-CB	-5.41	96.65	102.60
1	gH	40	PHE	CB-CG-CD2	5.41	124.59	120.80
1	gQ	229	ARG	NE-CZ-NH1	5.41	123.00	120.30
1	gY	40	PHE	CZ-CE2-CD2	5.41	126.59	120.10
1	hu	40	PHE	CD1-CE1-CZ	-5.41	113.61	120.10
1	hK	97	ARG	CG-CD-NE	-5.41	100.44	111.80
1	i1	178	SER	O-C-N	-5.41	114.04	122.70
1	i2	27	VAL	CA-CB-CG2	-5.41	102.78	110.90

Continued on next page...

Continued from previous page...

Mol	Chain	Res	Type	Atoms	Z	Observed(°)	Ideal(°)
1	i9	91	ILE	CG1-CB-CG2	-5.41	99.50	111.40
1	ie	31	ALA	CB-CA-C	5.41	118.22	110.10
1	is	39	MET	CG-SD-CE	-5.41	91.54	100.20
1	jf	118	MET	N-CA-CB	-5.41	100.86	110.60
1	jj	98	GLU	OE1-CD-OE2	-5.41	116.81	123.30
1	25	209	ALA	O-C-N	-5.41	114.04	122.70
1	ly	48	THR	CA-CB-CG2	-5.41	104.83	112.40
1	2M	3	VAL	O-C-N	-5.41	114.04	122.70
1	3v	32	PHE	C-N-CA	5.41	135.22	121.70
1	3X	174	ALA	N-CA-CB	-5.41	102.52	110.10
1	4z	132	ARG	NE-CZ-NH2	5.41	123.00	120.30
1	4R	154	ARG	CG-CD-NE	-5.41	100.44	111.80
1	54	43	LEU	N-CA-CB	-5.41	99.58	110.40
1	5n	80	TRP	CB-CG-CD2	-5.41	119.57	126.60
1	6i	168	PHE	CB-CG-CD1	-5.41	117.01	120.80
1	6t	176	GLN	N-CA-C	5.41	125.61	111.00
1	6E	173	ARG	CG-CD-NE	-5.41	100.44	111.80
1	6W	152	ASP	CB-CG-OD2	-5.41	113.43	118.30
1	7l	84	HIS	CA-CB-CG	5.41	122.80	113.60
1	7O	18	ARG	NE-CZ-NH2	-5.41	117.59	120.30
1	7Q	153	ILE	O-C-N	-5.41	114.04	122.70
1	8y	32	PHE	CG-CD2-CE2	-5.41	114.85	120.80
1	9o	221	VAL	CG1-CB-CG2	-5.41	102.24	110.90
1	9E	82	ARG	NH1-CZ-NH2	-5.41	113.45	119.40
1	9P	197	ASP	CB-CG-OD1	5.41	123.17	118.30
1	a4	82	ARG	CG-CD-NE	-5.41	100.44	111.80
1	a9	97	ARG	NE-CZ-NH2	-5.41	117.59	120.30
1	av	197	ASP	CB-CG-OD1	5.41	123.17	118.30
1	aC	5	ASN	N-CA-CB	5.41	120.34	110.60
1	b5	162	ARG	NH1-CZ-NH2	-5.41	113.45	119.40
1	b5	169	TYR	CB-CG-CD2	5.41	124.25	121.00
1	cF	179	GLN	O-C-N	-5.41	114.04	122.70
1	cP	130	TYR	CG-CD2-CE2	-5.41	116.97	121.30
1	d7	154	ARG	N-CA-CB	5.41	120.34	110.60
1	dc	129	ILE	O-C-N	-5.41	114.04	122.70
1	eA	130	TYR	CB-CG-CD2	-5.41	117.75	121.00
1	eQ	100	ARG	NE-CZ-NH1	5.41	123.00	120.30
1	fB	186	THR	CA-CB-CG2	5.41	119.97	112.40
1	fH	43	LEU	CB-CG-CD1	-5.41	101.80	111.00
1	g7	23	TRP	CB-CG-CD1	-5.41	119.97	127.00
1	j	26	VAL	CA-CB-CG2	-5.41	102.78	110.90
1	l	40	PHE	CB-CG-CD2	-5.41	117.01	120.80

Continued on next page...

Continued from previous page...

Mol	Chain	Res	Type	Atoms	Z	Observed(°)	Ideal(°)
1	r	59	VAL	O-C-N	-5.41	114.00	123.20
1	U	23	TRP	CB-CA-C	5.41	121.22	110.40
1	gJ	126	VAL	CA-CB-CG1	-5.41	102.79	110.90
1	hw	32	PHE	CG-CD2-CE2	-5.41	114.85	120.80
1	1K	117	TRP	CG-CD1-NE1	-5.41	104.69	110.10
1	in	171	THR	O-C-N	-5.41	114.05	122.70
1	1Q	65	ALA	N-CA-CB	5.41	117.67	110.10
1	je	115	ILE	O-C-N	-5.41	114.00	123.20
1	jv	109	SER	N-CA-CB	5.41	118.61	110.50
1	1W	168	PHE	N-CA-CB	-5.41	100.86	110.60
1	kZ	211	LEU	CB-CG-CD1	5.41	120.19	111.00
1	2w	145	TYR	CB-CG-CD2	-5.41	117.75	121.00
1	3f	28	GLU	O-C-N	-5.41	114.05	122.70
1	3i	173	ARG	NH1-CZ-NH2	-5.41	113.45	119.40
1	3B	172	LEU	O-C-N	-5.41	114.05	122.70
1	44	80	TRP	CD1-NE1-CE2	5.41	113.87	109.00
1	4l	161	PHE	O-C-N	-5.41	114.05	122.70
1	4z	51	ASP	CB-CG-OD1	5.41	123.17	118.30
1	4Y	128	GLU	O-C-N	-5.41	114.05	122.70
1	5d	163	ASP	CB-CG-OD1	5.41	123.17	118.30
1	7F	80	TRP	CZ3-CH2-CZ2	-5.41	115.11	121.60
1	8e	126	VAL	CA-CB-CG1	5.41	119.01	110.90
1	8u	51	ASP	CB-CG-OD1	5.41	123.17	118.30
1	8C	133	TRP	CD1-NE1-CE2	5.41	113.87	109.00
1	8F	229	ARG	CG-CD-NE	-5.41	100.44	111.80
1	8H	117	TRP	CH2-CZ2-CE2	5.41	122.81	117.40
1	8Q	138	LEU	CB-CG-CD2	-5.41	101.81	111.00
1	9Y	27	VAL	CA-CB-CG2	-5.41	102.79	110.90
1	aa	169	TYR	CG-CD1-CE1	-5.41	116.97	121.30
1	au	214	MET	CA-CB-CG	5.41	122.50	113.30
1	bX	138	LEU	CB-CG-CD2	5.41	120.19	111.00
1	ch	168	PHE	CB-CG-CD1	5.41	124.59	120.80
1	cH	86	VAL	O-C-N	-5.41	114.05	122.70
1	dS	41	SER	C-N-CA	5.41	135.22	121.70
1	e3	120	HIS	O-C-N	-5.41	114.05	122.70
1	eb	16	SER	N-CA-CB	-5.41	102.39	110.50
1	eF	134	ILE	O-C-N	-5.41	114.05	122.70
1	eG	202	LEU	CB-CG-CD2	-5.41	101.81	111.00
1	eL	72	THR	CA-CB-CG2	-5.41	104.83	112.40
1	f5	49	PRO	N-CA-C	5.41	126.16	112.10
1	fc	40	PHE	CB-CG-CD2	-5.41	117.01	120.80
1	fe	161	PHE	CB-CG-CD2	5.41	124.59	120.80

Continued on next page...

Continued from previous page...

Mol	Chain	Res	Type	Atoms	Z	Observed(°)	Ideal(°)
1	1B	139	ASN	CB-CA-C	-5.41	99.58	110.40
1	c	66	MET	CG-SD-CE	-5.41	91.55	100.20
1	e	118	MET	CB-CG-SD	5.41	128.62	112.40
1	A	125	PRO	N-CA-CB	-5.41	96.65	102.60
1	M	166	ASP	CB-CG-OD1	5.41	123.17	118.30
1	gq	214	MET	CG-SD-CE	-5.41	91.55	100.20
1	gt	114	GLN	N-CA-CB	5.41	120.33	110.60
1	gK	227	LYS	N-CA-CB	5.41	120.33	110.60
1	ii	210	THR	CA-CB-CG2	-5.41	104.83	112.40
1	iJ	200	THR	CA-CB-CG2	-5.41	104.83	112.40
1	lh	117	TRP	CD1-NE1-CE2	-5.41	104.13	109.00
1	3G	117	TRP	CB-CG-CD2	5.41	133.63	126.60
1	3T	145	TYR	C-N-CA	5.41	135.22	121.70
1	5q	91	ILE	O-C-N	-5.41	114.05	122.70
1	5y	183	ASN	N-CA-CB	-5.41	100.87	110.60
1	5A	97	ARG	CG-CD-NE	-5.41	100.45	111.80
1	60	41	SER	N-CA-CB	-5.41	102.39	110.50
1	7t	82	ARG	NH1-CZ-NH2	-5.41	113.45	119.40
1	7y	97	ARG	NH1-CZ-NH2	-5.41	113.45	119.40
1	8I	59	VAL	CA-CB-CG2	-5.41	102.79	110.90
1	bd	120	HIS	CA-CB-CG	5.41	122.79	113.60
1	bs	168	PHE	CB-CG-CD1	-5.41	117.02	120.80
1	cD	12	HIS	CA-CB-CG	5.41	122.79	113.60
1	d0	130	TYR	CB-CG-CD1	5.41	124.24	121.00
1	d5	177	ALA	N-CA-CB	-5.41	102.53	110.10
1	eY	164	TYR	CA-CB-CG	5.41	123.67	113.40
1	fj	115	ILE	CG1-CB-CG2	5.41	123.30	111.40
1	fE	146	SER	CA-C-O	-5.41	108.75	120.10
1	y	18	ARG	NH1-CZ-NH2	-5.41	113.45	119.40
1	h1	133	TRP	CB-CG-CD2	-5.41	119.57	126.60
1	hl	10	MET	CG-SD-CE	5.41	108.85	100.20
1	1M	214	MET	CA-CB-CG	5.41	122.49	113.30
1	hW	39	MET	N-CA-CB	5.41	120.33	110.60
1	hZ	82	ARG	CD-NE-CZ	5.41	131.17	123.60
1	ih	119	THR	CA-CB-CG2	-5.41	104.83	112.40
1	in	128	GLU	OE1-CD-OE2	5.41	129.79	123.30
1	ix	18	ARG	NH1-CZ-NH2	-5.41	113.45	119.40
1	ja	161	PHE	CB-CG-CD1	-5.41	117.02	120.80
1	jb	154	ARG	CD-NE-CZ	5.41	131.17	123.60
1	1W	132	ARG	CG-CD-NE	-5.41	100.45	111.80
1	jZ	107	THR	CA-CB-CG2	-5.41	104.83	112.40
1	k8	4	GLN	N-CA-CB	5.41	120.33	110.60

Continued on next page...

Continued from previous page...

Mol	Chain	Res	Type	Atoms	Z	Observed(°)	Ideal(°)
1	km	114	GLN	CB-CA-C	5.41	121.21	110.40
1	kp	109	SER	N-CA-CB	5.41	118.61	110.50
1	kZ	68	MET	CG-SD-CE	-5.41	91.55	100.20
1	li	204	ALA	O-C-N	-5.41	114.05	122.70
1	2c	215	MET	CA-CB-CG	5.41	122.49	113.30
1	33	143	ARG	NH1-CZ-NH2	-5.41	113.45	119.40
1	3j	223	GLY	O-C-N	-5.41	110.83	121.10
1	3G	62	HIS	N-CA-CB	5.41	120.33	110.60
1	4m	81	ASP	CB-CA-C	5.41	121.21	110.40
1	4t	168	PHE	CB-CG-CD2	5.41	124.58	120.80
1	4P	194	ALA	C-N-CA	5.41	135.22	121.70
1	4R	174	ALA	N-CA-CB	5.41	117.67	110.10
1	58	146	SER	N-CA-CB	5.41	118.61	110.50
1	5h	54	THR	O-C-N	-5.41	114.05	122.70
1	5Z	34	PRO	N-CA-CB	5.41	109.79	103.30
1	68	40	PHE	CB-CG-CD1	-5.41	117.02	120.80
1	6c	144	MET	CA-CB-CG	5.41	122.49	113.30
1	6w	143	ARG	NH1-CZ-NH2	-5.41	113.45	119.40
1	6C	168	PHE	CB-CG-CD1	-5.41	117.02	120.80
1	79	133	TRP	CD1-NE1-CE2	-5.41	104.14	109.00
1	7a	133	TRP	CG-CD2-CE3	5.41	138.76	133.90
1	7o	163	ASP	CB-CG-OD1	5.41	123.17	118.30
1	7s	154	ARG	CG-CD-NE	-5.41	100.45	111.80
1	7P	160	PRO	O-C-N	-5.41	114.05	122.70
1	7S	168	PHE	CB-CG-CD1	5.41	124.58	120.80
1	97	23	TRP	CE2-CD2-CG	-5.41	102.97	107.30
1	9h	64	ALA	N-CA-CB	5.41	117.67	110.10
1	9D	147	PRO	N-CA-CB	-5.41	96.65	102.60
1	9G	40	PHE	CB-CG-CD2	5.41	124.58	120.80
1	9I	143	ARG	NE-CZ-NH2	-5.41	117.60	120.30
1	ao	200	THR	N-CA-CB	5.41	120.57	110.30
1	bq	27	VAL	CG1-CB-CG2	-5.41	102.25	110.90
1	bY	32	PHE	O-C-N	-5.41	114.05	122.70
1	bY	165	VAL	CA-CB-CG1	5.41	119.01	110.90
1	ct	196	PRO	N-CA-C	5.41	126.15	112.10
1	cu	132	ARG	NE-CZ-NH2	-5.41	117.60	120.30
1	cv	130	TYR	CG-CD2-CE2	5.41	125.62	121.30
1	d3	80	TRP	O-C-N	-5.41	114.05	122.70
1	d4	130	TYR	CG-CD2-CE2	-5.41	116.97	121.30
1	do	221	VAL	CA-CB-CG2	-5.41	102.79	110.90
1	ds	65	ALA	N-CA-CB	-5.41	102.53	110.10
1	dC	87	HIS	O-C-N	-5.41	114.05	122.70

Continued on next page...

Continued from previous page...

Mol	Chain	Res	Type	Atoms	Z	Observed(°)	Ideal(°)
1	et	11	VAL	CA-CB-CG1	5.41	119.01	110.90
1	eB	133	TRP	CB-CG-CD2	-5.41	119.57	126.60
1	eE	22	ALA	N-CA-CB	-5.41	102.53	110.10
1	eE	75	GLU	OE1-CD-OE2	-5.41	116.81	123.30
1	eL	130	TYR	CD1-CG-CD2	5.41	123.85	117.90
1	eL	180	GLU	O-C-N	-5.41	114.05	122.70
1	eZ	32	PHE	CB-CG-CD1	5.41	124.58	120.80
1	f4	100	ARG	NE-CZ-NH2	-5.41	117.60	120.30
1	fz	16	SER	N-CA-CB	5.41	118.61	110.50
1	fB	69	LEU	C-N-CA	5.41	135.21	121.70
1	T	221	VAL	CA-CB-CG1	5.41	119.01	110.90
1	gu	124	ILE	O-C-N	-5.40	110.83	121.10
1	hf	164	TYR	CA-CB-CG	-5.40	103.13	113.40
1	1M	230	VAL	O-C-N	5.40	131.35	122.70
1	io	47	ALA	N-CA-CB	-5.40	102.53	110.10
1	1Y	164	TYR	CB-CG-CD2	-5.40	117.76	121.00
1	jQ	229	ARG	NE-CZ-NH1	5.40	123.00	120.30
1	kt	18	ARG	NE-CZ-NH2	5.40	123.00	120.30
1	lp	167	ARG	NE-CZ-NH1	5.40	123.00	120.30
1	lu	18	ARG	NE-CZ-NH2	-5.40	117.60	120.30
1	3N	161	PHE	CG-CD1-CE1	-5.40	114.86	120.80
1	47	42	ALA	CB-CA-C	-5.40	101.99	110.10
1	4W	104	ILE	O-C-N	-5.40	114.05	122.70
1	5r	109	SER	CA-C-O	5.40	131.45	120.10
1	5w	132	ARG	NH1-CZ-NH2	-5.40	113.46	119.40
1	7I	229	ARG	NE-CZ-NH1	5.40	123.00	120.30
1	85	184	TRP	CB-CG-CD2	5.40	133.62	126.60
1	8c	11	VAL	CA-CB-CG1	5.40	119.01	110.90
1	8f	145	TYR	CZ-CE2-CD2	-5.40	114.94	119.80
1	8q	18	ARG	CG-CD-NE	-5.40	100.45	111.80
1	8s	175	GLU	OE1-CD-OE2	-5.40	116.82	123.30
1	a7	226	HIS	O-C-N	-5.40	114.05	122.70
1	ai	47	ALA	CB-CA-C	-5.40	101.99	110.10
1	aY	134	ILE	O-C-N	-5.40	114.05	122.70
1	ef	102	SER	C-N-CA	5.40	135.21	121.70
1	fF	124	ILE	O-C-N	-5.40	110.83	121.10
1	fl	142	VAL	CA-CB-CG2	-5.40	102.79	110.90
1	fR	169	TYR	CB-CG-CD1	5.40	124.24	121.00
1	fS	48	THR	CA-CB-OG1	5.40	120.35	109.00
1	a	15	ILE	O-C-N	-5.40	114.05	122.70
1	gC	126	VAL	CA-CB-CG2	5.40	119.00	110.90
1	i4	51	ASP	CB-CG-OD2	-5.40	113.44	118.30

Continued on next page...

Continued from previous page...

Mol	Chain	Res	Type	Atoms	Z	Observed(°)	Ideal(°)
1	iu	110	THR	CA-CB-OG1	5.40	120.35	109.00
1	iy	165	VAL	CG1-CB-CG2	-5.40	102.26	110.90
1	iE	126	VAL	CA-CB-CG1	5.40	119.00	110.90
1	iI	27	VAL	N-CA-CB	5.40	123.39	111.50
1	iT	62	HIS	CA-C-O	5.40	131.44	120.10
1	jn	24	VAL	CA-CB-CG2	-5.40	102.80	110.90
1	jw	76	GLU	OE1-CD-OE2	-5.40	116.82	123.30
1	ku	118	MET	N-CA-CB	-5.40	100.88	110.60
1	kw	224	PRO	CA-N-CD	-5.40	103.94	111.50
1	24	209	ALA	O-C-N	-5.40	114.06	122.70
1	lh	155	GLN	N-CA-CB	-5.40	100.87	110.60
1	lv	169	TYR	CB-CG-CD1	5.40	124.24	121.00
1	29	66	MET	CG-SD-CE	-5.40	91.56	100.20
1	2e	119	THR	N-CA-CB	5.40	120.56	110.30
1	2s	211	LEU	CB-CA-C	5.40	120.46	110.20
1	2v	10	MET	CG-SD-CE	-5.40	91.56	100.20
1	2B	5	ASN	O-C-N	-5.40	114.06	122.70
1	32	161	PHE	CZ-CE2-CD2	-5.40	113.62	120.10
1	3k	171	THR	CA-CB-CG2	5.40	119.96	112.40
1	3s	197	ASP	N-CA-CB	-5.40	100.88	110.60
1	3A	92	GLU	OE1-CD-OE2	-5.40	116.82	123.30
1	51	41	SER	N-CA-CB	5.40	118.60	110.50
1	5s	20	LEU	CB-CG-CD2	5.40	120.18	111.00
1	5K	133	TRP	CH2-CZ2-CE2	-5.40	112.00	117.40
1	6Q	81	ASP	CB-CG-OD2	-5.40	113.44	118.30
1	6V	36	VAL	CA-CB-CG1	-5.40	102.80	110.90
1	74	76	GLU	CG-CD-OE1	5.40	129.10	118.30
1	8G	176	GLN	CG-CD-OE1	-5.40	110.80	121.60
1	8Z	44	SER	N-CA-CB	5.40	118.60	110.50
1	ax	32	PHE	CB-CG-CD2	-5.40	117.02	120.80
1	b4	20	LEU	O-C-N	-5.40	114.06	122.70
1	b6	181	VAL	O-C-N	-5.40	114.06	122.70
1	17	136	LEU	CB-CG-CD1	5.40	120.18	111.00
1	bt	86	VAL	CG1-CB-CG2	-5.40	102.26	110.90
1	bK	47	ALA	CB-CA-C	-5.40	102.00	110.10
1	bX	41	SER	N-CA-CB	5.40	118.60	110.50
1	cn	163	ASP	CB-CG-OD1	5.40	123.16	118.30
1	cI	14	ALA	CB-CA-C	-5.40	102.00	110.10
1	d7	145	TYR	CB-CG-CD2	-5.40	117.76	121.00
1	dT	187	GLU	OE1-CD-OE2	-5.40	116.82	123.30
1	f0	214	MET	CG-SD-CE	-5.40	91.56	100.20
1	fw	158	LYS	O-C-N	-5.40	114.06	122.70

Continued on next page...

Continued from previous page...

Mol	Chain	Res	Type	Atoms	Z	Observed(°)	Ideal(°)
1	fN	18	ARG	NH1-CZ-NH2	-5.40	113.46	119.40
1	B	163	ASP	CB-CG-OD2	-5.40	113.44	118.30
1	R	167	ARG	CG-CD-NE	-5.40	100.45	111.80
1	gi	48	THR	N-CA-CB	5.40	120.56	110.30
1	gi	80	TRP	CB-CG-CD2	-5.40	119.58	126.60
1	gB	131	LYS	N-CA-CB	5.40	120.32	110.60
1	gH	214	MET	CA-CB-CG	5.40	122.48	113.30
1	h6	97	ARG	NE-CZ-NH1	5.40	123.00	120.30
1	hc	4	GLN	N-CA-CB	5.40	120.32	110.60
1	hm	143	ARG	NH1-CZ-NH2	-5.40	113.46	119.40
1	1K	105	ALA	CB-CA-C	-5.40	102.00	110.10
1	hA	68	MET	CG-SD-CE	-5.40	91.56	100.20
1	hK	122	PRO	N-CA-CB	5.40	109.78	103.30
1	hM	130	TYR	CB-CG-CD1	-5.40	117.76	121.00
1	iz	48	THR	N-CA-CB	5.40	120.56	110.30
1	iA	215	MET	CG-SD-CE	-5.40	91.56	100.20
1	j7	76	GLU	CB-CA-C	-5.40	99.60	110.40
1	j8	143	ARG	CA-CB-CG	5.40	125.28	113.40
1	jh	223	GLY	N-CA-C	5.40	126.60	113.10
1	jD	180	GLU	OE1-CD-OE2	-5.40	116.82	123.30
1	kD	148	THR	O-C-N	5.40	131.34	122.70
1	kH	143	ARG	NE-CZ-NH1	5.40	123.00	120.30
1	lJ	32	PHE	CB-CG-CD1	-5.40	117.02	120.80
1	2d	22	ALA	CB-CA-C	5.40	118.20	110.10
1	2C	32	PHE	O-C-N	5.40	131.34	122.70
1	2U	177	ALA	C-N-CA	5.40	135.20	121.70
1	39	58	THR	CA-CB-CG2	-5.40	104.84	112.40
1	3l	192	GLN	N-CA-CB	-5.40	100.88	110.60
1	3w	197	ASP	CB-CG-OD1	5.40	123.16	118.30
1	3x	163	ASP	CB-CG-OD2	-5.40	113.44	118.30
1	3D	216	THR	CA-CB-CG2	-5.40	104.84	112.40
1	3J	9	GLN	CA-CB-CG	5.40	125.28	113.40
1	5n	97	ARG	NH1-CZ-NH2	-5.40	113.46	119.40
1	5t	40	PHE	CB-CG-CD2	-5.40	117.02	120.80
1	5W	219	GLN	N-CA-CB	-5.40	100.88	110.60
1	6q	18	ARG	NE-CZ-NH2	-5.40	117.60	120.30
1	6V	152	ASP	CB-CG-OD2	5.40	123.16	118.30
1	6X	213	GLU	CG-CD-OE2	5.40	129.10	118.30
1	7q	110	THR	O-C-N	-5.40	114.06	122.70
1	7x	221	VAL	CA-CB-CG2	-5.40	102.80	110.90
1	7G	117	TRP	CA-CB-CG	5.40	123.96	113.70
1	7U	118	MET	O-C-N	-5.40	114.06	122.70

Continued on next page...

Continued from previous page...

Mol	Chain	Res	Type	Atoms	Z	Observed(°)	Ideal(°)
1	87	226	HIS	CA-CB-CG	5.40	122.78	113.60
1	8v	56	LEU	O-C-N	-5.40	114.06	122.70
1	90	200	THR	CA-CB-CG2	5.40	119.96	112.40
1	9d	32	PHE	CG-CD2-CE2	5.40	126.74	120.80
1	9t	81	ASP	N-CA-CB	-5.40	100.88	110.60
1	a6	58	THR	N-CA-CB	5.40	120.56	110.30
1	af	152	ASP	CB-CG-OD1	5.40	123.16	118.30
1	aK	133	TRP	CE3-CZ3-CH2	5.40	127.14	121.20
1	aW	108	THR	CA-CB-CG2	-5.40	104.84	112.40
1	b1	167	ARG	NH1-CZ-NH2	-5.40	113.46	119.40
1	ba	55	MET	CG-SD-CE	5.40	108.84	100.20
1	bF	43	LEU	CB-CG-CD1	5.40	120.18	111.00
1	bS	91	ILE	O-C-N	-5.40	114.06	122.70
1	ce	128	GLU	O-C-N	-5.40	114.06	122.70
1	cq	216	THR	CA-CB-CG2	-5.40	104.84	112.40
1	cv	40	PHE	CB-CG-CD2	-5.40	117.02	120.80
1	cT	32	PHE	CB-CG-CD1	-5.40	117.02	120.80
1	cY	66	MET	CG-SD-CE	-5.40	91.56	100.20
1	du	164	TYR	CG-CD1-CE1	-5.40	116.98	121.30
1	ej	81	ASP	CB-CG-OD2	-5.40	113.44	118.30
1	eC	130	TYR	CB-CG-CD1	5.40	124.24	121.00
1	eC	170	LYS	N-CA-CB	-5.40	100.88	110.60
1	eP	168	PHE	CB-CG-CD2	5.40	124.58	120.80
1	eZ	126	VAL	CA-CB-CG2	5.40	119.00	110.90
1	f7	79	GLU	OE1-CD-OE2	-5.40	116.82	123.30
1	ly	7	GLN	C-N-CA	5.40	133.64	122.30
1	fG	10	MET	N-CA-CB	5.40	120.32	110.60
1	fI	218	CYS	CA-CB-SG	5.40	123.72	114.00
1	fZ	80	TRP	CB-CG-CD2	5.40	133.62	126.60
1	hh	176	GLN	CB-CA-C	-5.40	99.60	110.40
1	jx	51	ASP	CB-CG-OD2	-5.40	113.44	118.30
1	ka	35	GLU	OE1-CD-OE2	-5.40	116.82	123.30
1	kc	24	VAL	CG1-CB-CG2	-5.40	102.26	110.90
1	lA	213	GLU	OE1-CD-OE2	-5.40	116.82	123.30
1	lG	178	SER	N-CA-CB	5.40	118.60	110.50
1	lO	69	LEU	CB-CG-CD1	5.40	120.18	111.00
1	3a	154	ARG	CD-NE-CZ	-5.40	116.04	123.60
1	3H	163	ASP	CB-CG-OD1	5.40	123.16	118.30
1	3X	82	ARG	NE-CZ-NH2	-5.40	117.60	120.30
1	46	126	VAL	CG1-CB-CG2	-5.40	102.26	110.90
1	4f	163	ASP	CB-CG-OD1	5.40	123.16	118.30
1	4U	168	PHE	CB-CA-C	5.40	121.20	110.40

Continued on next page...

Continued from previous page...

Mol	Chain	Res	Type	Atoms	Z	Observed(°)	Ideal(°)
1	5m	162	ARG	NE-CZ-NH2	5.40	123.00	120.30
1	5G	36	VAL	CA-CB-CG2	-5.40	102.80	110.90
1	5J	32	PHE	CB-CG-CD2	-5.40	117.02	120.80
1	62	154	ARG	NE-CZ-NH1	5.40	123.00	120.30
1	6f	229	ARG	NH1-CZ-NH2	-5.40	113.46	119.40
1	6o	197	ASP	CB-CG-OD2	-5.40	113.44	118.30
1	91	23	TRP	CE2-CD2-CG	-5.40	102.98	107.30
1	9r	216	THR	CA-CB-CG2	-5.40	104.84	112.40
1	9N	42	ALA	CB-CA-C	-5.40	102.00	110.10
1	bE	163	ASP	CB-CG-OD2	5.40	123.16	118.30
1	bU	32	PHE	CB-CG-CD2	5.40	124.58	120.80
1	cn	126	VAL	CA-CB-CG1	-5.40	102.80	110.90
1	cq	171	THR	CA-CB-CG2	-5.40	104.84	112.40
1	1l	158	LYS	O-C-N	-5.40	114.06	122.70
1	eg	117	TRP	CG-CD1-NE1	-5.40	104.70	110.10
1	eC	97	ARG	NH1-CZ-NH2	-5.40	113.46	119.40
1	eE	49	PRO	O-C-N	-5.40	114.06	122.70
1	fT	81	ASP	CB-CG-OD1	5.40	123.16	118.30
1	gj	72	THR	CA-CB-CG2	-5.40	104.84	112.40
1	hf	119	THR	C-N-CA	5.40	135.19	121.70
1	ht	148	THR	CA-CB-CG2	5.40	119.95	112.40
1	hE	145	TYR	CD1-CE1-CZ	-5.40	114.94	119.80
1	hL	162	ARG	NE-CZ-NH2	5.40	123.00	120.30
1	1M	87	HIS	O-C-N	-5.40	114.06	122.70
1	i3	14	ALA	N-CA-C	5.40	125.57	111.00
1	ij	133	TRP	CA-CB-CG	5.40	123.95	113.70
1	iV	173	ARG	CD-NE-CZ	-5.40	116.04	123.60
1	iY	160	PRO	N-CA-CB	5.40	109.78	103.30
1	jO	130	TYR	CG-CD2-CE2	-5.40	116.98	121.30
1	k4	86	VAL	CA-CB-CG1	5.40	119.00	110.90
1	kf	105	ALA	O-C-N	-5.40	114.02	123.20
1	kP	41	SER	N-CA-CB	5.40	118.59	110.50
1	kW	164	TYR	CB-CG-CD1	5.40	124.24	121.00
1	kZ	198	CYS	CA-CB-SG	-5.40	104.28	114.00
1	la	18	ARG	NE-CZ-NH2	-5.40	117.60	120.30
1	lj	148	THR	N-CA-CB	5.40	120.56	110.30
1	lN	30	LYS	CB-CA-C	-5.40	99.60	110.40
1	lP	130	TYR	CZ-CE2-CD2	-5.40	114.94	119.80
1	2N	80	TRP	CZ3-CH2-CZ2	-5.40	115.12	121.60
1	48	86	VAL	CA-CB-CG1	5.40	119.00	110.90
1	4U	23	TRP	CB-CG-CD1	-5.40	119.98	127.00
1	5n	71	GLU	N-CA-CB	5.40	120.31	110.60

Continued on next page...

Continued from previous page...

Mol	Chain	Res	Type	Atoms	Z	Observed(°)	Ideal(°)
1	5q	3	VAL	CG1-CB-CG2	-5.40	102.26	110.90
1	5U	146	SER	N-CA-CB	5.40	118.60	110.50
1	68	216	THR	CA-CB-CG2	-5.40	104.84	112.40
1	6Z	199	LYS	O-C-N	-5.40	114.06	122.70
1	7o	55	MET	CG-SD-CE	-5.40	91.56	100.20
1	7u	49	PRO	C-N-CA	5.40	135.19	121.70
1	7K	71	GLU	OE1-CD-OE2	-5.40	116.82	123.30
1	7Y	70	LYS	N-CA-CB	5.40	120.31	110.60
1	8V	158	LYS	N-CA-CB	5.40	120.32	110.60
1	93	197	ASP	CB-CG-OD1	-5.40	113.44	118.30
1	9p	93	PRO	CA-C-N	5.40	127.00	116.20
1	aa	145	TYR	CD1-CG-CD2	-5.40	111.96	117.90
1	12	130	TYR	CZ-CE2-CD2	-5.40	114.94	119.80
1	ax	212	GLU	O-C-N	-5.40	114.06	122.70
1	aC	26	VAL	O-C-N	-5.40	114.06	122.70
1	aH	47	ALA	O-C-N	-5.40	114.06	122.70
1	aR	187	GLU	OE1-CD-OE2	-5.40	116.82	123.30
1	b3	22	ALA	N-CA-CB	-5.40	102.54	110.10
1	18	74	ASN	CA-CB-CG	-5.40	101.53	113.40
1	bF	28	GLU	OE1-CD-OE2	-5.40	116.82	123.30
1	bW	62	HIS	CA-C-O	5.40	131.44	120.10
1	cf	68	MET	CG-SD-CE	5.40	108.84	100.20
1	cS	167	ARG	CD-NE-CZ	-5.40	116.04	123.60
1	dc	80	TRP	CH2-CZ2-CE2	-5.40	112.00	117.40
1	dr	143	ARG	NE-CZ-NH1	5.40	123.00	120.30
1	dQ	130	TYR	CB-CG-CD2	-5.40	117.76	121.00
1	eh	8	GLY	O-C-N	-5.40	114.06	122.70
1	en	130	TYR	CG-CD2-CE2	-5.40	116.98	121.30
1	ew	93	PRO	N-CD-CG	5.40	111.30	103.20
1	eA	80	TRP	CG-CD2-CE3	-5.40	129.04	133.90
1	1v	212	GLU	CA-CB-CG	5.40	125.28	113.40
1	fJ	35	GLU	OE1-CD-OE2	-5.40	116.82	123.30
1	fQ	204	ALA	N-CA-CB	-5.40	102.55	110.10
1	1A	44	SER	N-CA-CB	-5.40	102.41	110.50
1	i	81	ASP	CB-CG-OD2	5.40	123.16	118.30
1	t	167	ARG	NE-CZ-NH2	-5.40	117.60	120.30
1	T	167	ARG	NH1-CZ-NH2	-5.40	113.46	119.40
1	gh	23	TRP	CB-CG-CD1	-5.40	119.98	127.00
1	h3	49	PRO	N-CA-C	5.40	126.13	112.10
1	j1	175	GLU	CA-CB-CG	5.40	125.27	113.40
1	jz	98	GLU	CB-CA-C	5.40	121.19	110.40
1	l4	185	MET	CG-SD-CE	-5.40	91.57	100.20

Continued on next page...

Continued from previous page...

Mol	Chain	Res	Type	Atoms	Z	Observed(°)	Ideal(°)
1	2T	29	GLU	O-C-N	-5.40	114.07	122.70
1	6E	167	ARG	CD-NE-CZ	5.40	131.16	123.60
1	70	88	ALA	CB-CA-C	5.40	118.19	110.10
1	7J	31	ALA	CB-CA-C	-5.40	102.00	110.10
1	85	209	ALA	O-C-N	-5.40	114.07	122.70
1	8c	107	THR	CA-CB-CG2	-5.40	104.84	112.40
1	96	133	TRP	CB-CG-CD1	5.40	134.01	127.00
1	9w	54	THR	N-CA-CB	5.40	120.55	110.30
1	ab	164	TYR	CG-CD2-CE2	-5.40	116.98	121.30
1	di	109	SER	N-CA-CB	5.40	118.59	110.50
1	fi	39	MET	CG-SD-CE	-5.40	91.57	100.20
1	fn	169	TYR	CD1-CG-CD2	5.40	123.84	117.90
1	fu	26	VAL	CG1-CB-CG2	-5.40	102.27	110.90
1	t	184	TRP	CG-CD2-CE3	5.40	138.76	133.90
1	go	36	VAL	CG1-CB-CG2	5.39	119.53	110.90
1	gE	23	TRP	CH2-CZ2-CE2	-5.39	112.01	117.40
1	gQ	230	VAL	CG1-CB-CG2	5.39	119.53	110.90
1	h0	79	GLU	OE1-CD-OE2	-5.39	116.83	123.30
1	h2	106	GLY	O-C-N	-5.39	114.07	122.70
1	1L	68	MET	N-CA-CB	-5.39	100.89	110.60
1	i2	100	ARG	NE-CZ-NH1	5.39	123.00	120.30
1	io	80	TRP	CB-CG-CD2	-5.39	119.59	126.60
1	iz	80	TRP	CH2-CZ2-CE2	-5.39	112.00	117.40
1	iX	132	ARG	CG-CD-NE	-5.39	100.47	111.80
1	jg	100	ARG	NE-CZ-NH2	-5.39	117.60	120.30
1	jx	25	LYS	CA-CB-CG	5.39	125.27	113.40
1	1Y	86	VAL	O-C-N	-5.39	114.07	122.70
1	jQ	36	VAL	CA-CB-CG2	-5.39	102.81	110.90
1	jR	161	PHE	CB-CA-C	5.39	121.19	110.40
1	k7	95	GLN	CA-CB-CG	5.39	125.27	113.40
1	ka	168	PHE	CB-CG-CD1	-5.39	117.02	120.80
1	22	80	TRP	NE1-CE2-CZ2	5.39	136.33	130.40
1	22	145	TYR	CZ-CE2-CD2	-5.39	114.94	119.80
1	kw	64	ALA	O-C-N	-5.39	114.07	122.70
1	kP	53	ASN	CA-CB-CG	-5.39	101.53	113.40
1	l0	185	MET	O-C-N	-5.39	114.07	122.70
1	lz	164	TYR	CD1-CE1-CZ	5.39	124.66	119.80
1	2s	82	ARG	N-CA-CB	-5.39	100.89	110.60
1	2C	105	ALA	N-CA-CB	-5.39	102.55	110.10
1	3E	98	GLU	OE1-CD-OE2	-5.39	116.83	123.30
1	6j	96	MET	CG-SD-CE	-5.39	91.57	100.20
1	6u	76	GLU	N-CA-CB	5.39	120.31	110.60

Continued on next page...

Continued from previous page...

Mol	Chain	Res	Type	Atoms	Z	Observed(°)	Ideal(°)
1	6N	102	SER	O-C-N	-5.39	114.07	122.70
1	6T	90	PRO	N-CA-C	5.39	126.13	112.10
1	75	158	LYS	N-CA-CB	-5.39	100.89	110.60
1	7k	11	VAL	CG1-CB-CG2	-5.39	102.27	110.90
1	7s	36	VAL	O-C-N	-5.39	114.07	122.70
1	7I	32	PHE	CB-CG-CD2	5.39	124.58	120.80
1	7X	181	VAL	CA-CB-CG2	-5.39	102.81	110.90
1	8r	224	PRO	C-N-CA	5.39	133.63	122.30
1	8U	80	TRP	CB-CG-CD1	-5.39	119.99	127.00
1	8U	216	THR	N-CA-CB	5.39	120.55	110.30
1	9w	116	GLY	O-C-N	-5.39	114.07	122.70
1	bd	188	THR	O-C-N	-5.39	114.07	122.70
1	cm	130	TYR	CB-CG-CD2	-5.39	117.76	121.00
1	cC	117	TRP	CZ3-CH2-CZ2	5.39	128.07	121.60
1	cJ	214	MET	CA-CB-CG	-5.39	104.13	113.30
1	db	162	ARG	NH1-CZ-NH2	-5.39	113.47	119.40
1	di	161	PHE	CG-CD1-CE1	-5.39	114.87	120.80
1	dk	98	GLU	OE1-CD-OE2	-5.39	116.83	123.30
1	dq	197	ASP	CB-CG-OD1	5.39	123.16	118.30
1	dr	130	TYR	N-CA-CB	-5.39	100.89	110.60
1	eD	143	ARG	NE-CZ-NH1	5.39	123.00	120.30
1	f8	39	MET	CG-SD-CE	-5.39	91.57	100.20
1	fb	18	ARG	NE-CZ-NH2	-5.39	117.60	120.30
1	ff	66	MET	CG-SD-CE	5.39	108.83	100.20
1	f	65	ALA	N-CA-CB	-5.39	102.55	110.10
1	l	32	PHE	CB-CG-CD1	5.39	124.58	120.80
1	gf	161	PHE	CB-CA-C	5.39	121.19	110.40
1	h7	172	LEU	CB-CG-CD1	-5.39	101.83	111.00
1	hC	145	TYR	CB-CG-CD2	5.39	124.23	121.00
1	1P	181	VAL	CA-CB-CG2	-5.39	102.81	110.90
1	iP	216	THR	CA-CB-OG1	5.39	120.32	109.00
1	iT	126	VAL	CG1-CB-CG2	5.39	119.53	110.90
1	jO	183	ASN	O-C-N	-5.39	114.07	122.70
1	jR	75	GLU	CG-CD-OE1	5.39	129.09	118.30
1	k4	109	SER	N-CA-CB	5.39	118.59	110.50
1	kq	32	PHE	CB-CG-CD2	-5.39	117.03	120.80
1	l8	151	LEU	O-C-N	-5.39	114.07	122.70
1	lb	201	ILE	CA-CB-CG1	5.39	121.25	111.00
1	lv	191	VAL	CG1-CB-CG2	-5.39	102.27	110.90
1	lO	97	ARG	CG-CD-NE	-5.39	100.47	111.80
1	2D	196	PRO	N-CA-C	5.39	126.12	112.10
1	2R	80	TRP	CE2-CD2-CE3	5.39	125.17	118.70

Continued on next page...

Continued from previous page...

Mol	Chain	Res	Type	Atoms	Z	Observed(°)	Ideal(°)
1	3I	36	VAL	CA-CB-CG2	-5.39	102.81	110.90
1	4A	40	PHE	CB-CG-CD2	5.39	124.57	120.80
1	4L	184	TRP	CE2-CD2-CG	5.39	111.61	107.30
1	52	184	TRP	CD1-CG-CD2	5.39	110.61	106.30
1	5o	55	MET	CG-SD-CE	-5.39	91.57	100.20
1	5x	218	CYS	CA-CB-SG	-5.39	104.29	114.00
1	5S	121	ASN	N-CA-CB	5.39	120.31	110.60
1	6S	171	THR	N-CA-CB	5.39	120.55	110.30
1	7f	190	LEU	CB-CG-CD2	5.39	120.17	111.00
1	7p	184	TRP	CZ3-CH2-CZ2	-5.39	115.13	121.60
1	82	166	ASP	N-CA-CB	-5.39	100.89	110.60
1	8G	229	ARG	NH1-CZ-NH2	-5.39	113.47	119.40
1	94	93	PRO	N-CA-CB	-5.39	96.67	102.60
1	9i	18	ARG	NE-CZ-NH1	-5.39	117.60	120.30
1	9v	19	THR	CA-CB-CG2	5.39	119.95	112.40
1	9w	230	VAL	CA-CB-CG1	5.39	118.99	110.90
1	9y	169	TYR	CG-CD2-CE2	-5.39	116.99	121.30
1	9E	184	TRP	CG-CD2-CE3	-5.39	129.05	133.90
1	9M	210	THR	CA-CB-CG2	-5.39	104.85	112.40
1	aM	169	TYR	CB-CG-CD1	-5.39	117.76	121.00
1	17	7	GLN	O-C-N	-5.39	114.03	123.20
1	19	226	HIS	CA-CB-CG	5.39	122.77	113.60
1	bL	205	LEU	CB-CG-CD2	5.39	120.17	111.00
1	ct	146	SER	N-CA-CB	5.39	118.59	110.50
1	cH	173	ARG	NE-CZ-NH1	5.39	123.00	120.30
1	li	87	HIS	CA-CB-CG	-5.39	104.43	113.60
1	dj	55	MET	CG-SD-CE	-5.39	91.57	100.20
1	eh	169	TYR	CB-CA-C	5.39	121.19	110.40
1	eo	169	TYR	CG-CD2-CE2	-5.39	116.99	121.30
1	ev	200	THR	OG1-CB-CG2	-5.39	97.60	110.00
1	eC	215	MET	CG-SD-CE	-5.39	91.57	100.20
1	eD	23	TRP	CE2-CD2-CG	-5.39	102.99	107.30
1	eM	31	ALA	N-CA-CB	-5.39	102.55	110.10
1	eO	81	ASP	CB-CG-OD2	-5.39	113.45	118.30
1	f0	121	ASN	CB-CG-OD1	-5.39	110.82	121.60
1	fh	208	ALA	CB-CA-C	5.39	118.19	110.10
1	fw	2	ILE	CA-CB-CG1	5.39	121.25	111.00
1	fw	10	MET	CG-SD-CE	-5.39	91.57	100.20
1	fx	97	ARG	NE-CZ-NH2	-5.39	117.60	120.30
1	o	78	ALA	N-CA-CB	5.39	117.65	110.10
1	3	229	ARG	CG-CD-NE	-5.39	100.47	111.80
1	4	59	VAL	CA-CB-CG1	-5.39	102.81	110.90

Continued on next page...

Continued from previous page...

Mol	Chain	Res	Type	Atoms	Z	Observed(°)	Ideal(°)
1	i2	175	GLU	OE1-CD-OE2	-5.39	116.83	123.30
1	iC	169	TYR	CD1-CG-CD2	5.39	123.83	117.90
1	iD	162	ARG	NE-CZ-NH2	-5.39	117.60	120.30
1	kr	164	TYR	CD1-CE1-CZ	5.39	124.65	119.80
1	kH	130	TYR	CB-CG-CD2	-5.39	117.77	121.00
1	l2	173	ARG	NE-CZ-NH2	-5.39	117.60	120.30
1	2s	154	ARG	NH1-CZ-NH2	-5.39	113.47	119.40
1	2U	211	LEU	CB-CG-CD2	5.39	120.17	111.00
1	2Y	175	GLU	CB-CA-C	5.39	121.18	110.40
1	6f	107	THR	CA-CB-CG2	5.39	119.95	112.40
1	7l	39	MET	CG-SD-CE	-5.39	91.57	100.20
1	7r	143	ARG	NE-CZ-NH2	-5.39	117.60	120.30
1	7K	40	PHE	C-N-CA	5.39	135.18	121.70
1	7U	123	PRO	N-CA-C	5.39	126.12	112.10
1	9t	224	PRO	N-CA-CB	5.39	109.77	103.30
1	bT	143	ARG	CD-NE-CZ	5.39	131.15	123.60
1	cS	110	THR	CA-CB-OG1	5.39	120.32	109.00
1	ek	133	TRP	CB-CG-CD1	5.39	134.01	127.00
1	eJ	23	TRP	CB-CG-CD1	-5.39	119.99	127.00
1	f4	184	TRP	CB-CG-CD2	5.39	133.61	126.60
1	fR	215	MET	CG-SD-CE	-5.39	91.58	100.20
1	fS	126	VAL	CA-CB-CG1	-5.39	102.81	110.90
1	gy	50	GLN	CA-CB-CG	5.39	125.26	113.40
1	gC	97	ARG	NH1-CZ-NH2	-5.39	113.47	119.40
1	gT	171	THR	N-CA-CB	5.39	120.54	110.30
1	hG	185	MET	CG-SD-CE	-5.39	91.58	100.20
1	ic	69	LEU	CB-CG-CD2	5.39	120.16	111.00
1	ik	154	ARG	NE-CZ-NH1	-5.39	117.61	120.30
1	iv	10	MET	N-CA-CB	5.39	120.30	110.60
1	iA	228	ALA	O-C-N	-5.39	114.08	122.70
1	iG	188	THR	O-C-N	5.39	131.32	122.70
1	iS	21	ASN	N-CA-CB	5.39	120.30	110.60
1	iZ	51	ASP	CA-CB-CG	-5.39	101.55	113.40
1	j9	82	ARG	NH1-CZ-NH2	-5.39	113.47	119.40
1	jK	59	VAL	CA-CB-CG1	5.39	118.98	110.90
1	kv	130	TYR	CZ-CE2-CD2	-5.39	114.95	119.80
1	kN	199	LYS	O-C-N	-5.39	114.08	122.70
1	lM	73	ILE	N-CA-CB	5.39	123.19	110.80
1	2y	154	ARG	NE-CZ-NH2	-5.39	117.61	120.30
1	4h	102	SER	N-CA-CB	5.39	118.58	110.50
1	50	169	TYR	CG-CD1-CE1	5.39	125.61	121.30
1	5A	164	TYR	CG-CD2-CE2	-5.39	116.99	121.30

Continued on next page...

Continued from previous page...

Mol	Chain	Res	Type	Atoms	Z	Observed(°)	Ideal(°)
1	64	168	PHE	CB-CG-CD2	5.39	124.57	120.80
1	6O	36	VAL	CG1-CB-CG2	-5.39	102.28	110.90
1	71	229	ARG	CG-CD-NE	-5.39	100.48	111.80
1	7C	28	GLU	CG-CD-OE1	5.39	129.08	118.30
1	8m	200	THR	CA-CB-OG1	5.39	120.32	109.00
1	8o	86	VAL	CG1-CB-CG2	5.39	119.52	110.90
1	8p	133	TRP	CH2-CZ2-CE2	5.39	122.79	117.40
1	8x	148	THR	CA-CB-OG1	5.39	120.32	109.00
1	8M	102	SER	O-C-N	-5.39	114.08	122.70
1	9f	5	ASN	N-CA-CB	-5.39	100.90	110.60
1	9j	66	MET	CA-CB-CG	5.39	122.46	113.30
1	9z	71	GLU	N-CA-CB	-5.39	100.90	110.60
1	at	169	TYR	CB-CG-CD2	-5.39	117.77	121.00
1	aD	164	TYR	CD1-CG-CD2	5.39	123.83	117.90
1	b5	212	GLU	OE1-CD-OE2	-5.39	116.83	123.30
1	bd	88	ALA	O-C-N	-5.39	114.04	123.20
1	cw	131	LYS	CB-CG-CD	5.39	125.61	111.60
1	cC	139	ASN	O-C-N	-5.39	114.08	122.70
1	cQ	184	TRP	NE1-CE2-CZ2	-5.39	124.47	130.40
1	cV	117	TRP	CB-CG-CD2	5.39	133.60	126.60
1	li	161	PHE	CB-CA-C	5.39	121.18	110.40
1	db	108	THR	CA-CB-CG2	-5.39	104.86	112.40
1	dm	82	ARG	NE-CZ-NH2	-5.39	117.61	120.30
1	dm	154	ARG	NE-CZ-NH2	-5.39	117.61	120.30
1	dD	133	TRP	CE2-CD2-CG	-5.39	102.99	107.30
1	lq	145	TYR	CB-CA-C	-5.39	99.62	110.40
1	fl	167	ARG	NH1-CZ-NH2	-5.39	113.47	119.40
1	fy	59	VAL	CG1-CB-CG2	-5.39	102.28	110.90
1	fz	133	TRP	CB-CG-CD1	5.39	134.01	127.00
1	1B	197	ASP	CB-CG-OD1	5.39	123.15	118.30
1	d	229	ARG	CG-CD-NE	-5.39	100.48	111.80
1	m	169	TYR	CB-CG-CD2	5.39	124.23	121.00
1	J	97	ARG	NE-CZ-NH2	-5.39	117.61	120.30
1	g8	142	VAL	O-C-N	-5.39	114.08	122.70
1	1G	94	GLY	CA-C-O	5.39	130.30	120.60
1	gY	66	MET	CG-SD-CE	5.39	108.82	100.20
1	1H	68	MET	CA-CB-CG	5.39	122.46	113.30
1	hP	80	TRP	CE2-CD2-CG	-5.39	102.99	107.30
1	iV	43	LEU	O-C-N	5.39	131.32	122.70
1	jl	132	ARG	O-C-N	-5.39	114.08	122.70
1	kj	66	MET	CG-SD-CE	-5.39	91.58	100.20
1	25	191	VAL	CA-CB-CG1	5.39	118.98	110.90

Continued on next page...

Continued from previous page...

Mol	Chain	Res	Type	Atoms	Z	Observed(°)	Ideal(°)
1	l5	175	GLU	OE1-CD-OE2	-5.39	116.83	123.30
1	lE	190	LEU	CB-CG-CD2	-5.39	101.84	111.00
1	lP	166	ASP	CB-CG-OD2	-5.39	113.45	118.30
1	2s	107	THR	CA-CB-CG2	-5.39	104.86	112.40
1	2J	111	LEU	CB-CA-C	5.39	120.44	110.20
1	2O	27	VAL	CG1-CB-CG2	-5.39	102.28	110.90
1	2W	152	ASP	CB-CG-OD2	5.39	123.15	118.30
1	4Q	188	THR	CA-CB-OG1	5.39	120.31	109.00
1	5l	226	HIS	CA-CB-CG	5.39	122.76	113.60
1	53	176	GLN	N-CA-CB	-5.39	100.90	110.60
1	5w	89	GLY	N-CA-C	5.39	126.57	113.10
1	5L	168	PHE	CB-CG-CD2	-5.39	117.03	120.80
1	7l	173	ARG	CD-NE-CZ	-5.39	116.06	123.60
1	9z	204	ALA	CB-CA-C	5.39	118.18	110.10
1	9Y	207	PRO	N-CA-CB	-5.39	96.67	102.60
1	c9	163	ASP	CB-CG-OD2	5.39	123.15	118.30
1	d0	66	MET	CA-CB-CG	-5.39	104.14	113.30
1	dc	55	MET	O-C-N	-5.39	114.08	122.70
1	dN	130	TYR	CB-CG-CD2	5.39	124.23	121.00
1	e9	221	VAL	CG1-CB-CG2	-5.39	102.28	110.90
1	fg	178	SER	N-CA-CB	5.39	118.58	110.50
1	P	189	LEU	CB-CG-CD1	-5.39	101.84	111.00
1	gi	51	ASP	CB-CG-OD2	-5.39	113.45	118.30
1	gr	100	ARG	NE-CZ-NH1	5.39	122.99	120.30
1	h4	130	TYR	CG-CD1-CE1	-5.39	116.99	121.30
1	h7	103	ASP	CB-CA-C	-5.39	99.63	110.40
1	hj	201	ILE	O-C-N	-5.39	114.08	122.70
1	hR	50	GLN	CB-CA-C	-5.39	99.63	110.40
1	ie	163	ASP	CB-CG-OD2	-5.39	113.45	118.30
1	ip	24	VAL	O-C-N	-5.39	114.08	122.70
1	ir	43	LEU	O-C-N	-5.39	114.08	122.70
1	iQ	130	TYR	CG-CD1-CE1	-5.39	116.99	121.30
1	j1	100	ARG	NE-CZ-NH1	5.39	122.99	120.30
1	ju	191	VAL	CA-CB-CG2	-5.39	102.82	110.90
1	jD	23	TRP	CE3-CZ3-CH2	5.39	127.12	121.20
1	jH	57	ASN	O-C-N	-5.39	114.08	122.70
1	jN	26	VAL	O-C-N	-5.39	114.08	122.70
1	k4	130	TYR	CD1-CE1-CZ	-5.39	114.95	119.80
1	k4	143	ARG	NH1-CZ-NH2	5.39	125.32	119.40
1	kr	181	VAL	CA-CB-CG1	5.39	118.98	110.90
1	22	145	TYR	CB-CG-CD1	-5.39	117.77	121.00
1	l4	181	VAL	CG1-CB-CG2	-5.39	102.28	110.90

Continued on next page...

Continued from previous page...

Mol	Chain	Res	Type	Atoms	Z	Observed(°)	Ideal(°)
1	2t	83	LEU	CB-CG-CD2	5.39	120.16	111.00
1	2H	202	LEU	O-C-N	-5.39	114.08	122.70
1	3l	81	ASP	O-C-N	-5.39	114.08	122.70
1	3I	143	ARG	NH1-CZ-NH2	-5.39	113.47	119.40
1	3R	23	TRP	CB-CG-CD2	5.39	133.60	126.60
1	4s	34	PRO	N-CA-CB	5.39	109.77	103.30
1	4v	113	GLU	OE1-CD-OE2	-5.39	116.84	123.30
1	5t	23	TRP	CD2-CE2-CZ2	-5.39	115.84	122.30
1	6z	184	TRP	CB-CG-CD2	-5.39	119.60	126.60
1	6E	7	GLN	N-CA-CB	5.39	120.30	110.60
1	7E	188	THR	OG1-CB-CG2	-5.39	97.61	110.00
1	7Z	119	THR	OG1-CB-CG2	-5.39	97.61	110.00
1	82	40	PHE	CB-CG-CD1	-5.39	117.03	120.80
1	8p	197	ASP	CB-CG-OD2	-5.39	113.45	118.30
1	9p	169	TYR	CB-CG-CD1	-5.39	117.77	121.00
1	9w	4	GLN	N-CA-C	-5.39	96.46	111.00
1	9w	169	TYR	CB-CG-CD2	5.39	124.23	121.00
1	9G	131	LYS	O-C-N	-5.39	114.08	122.70
1	9N	82	ARG	CD-NE-CZ	5.39	131.14	123.60
1	a2	40	PHE	CB-CG-CD1	-5.39	117.03	120.80
1	ab	90	PRO	N-CD-CG	5.39	111.28	103.20
1	b5	164	TYR	CB-CG-CD2	-5.39	117.77	121.00
1	c5	117	TRP	CE3-CZ3-CH2	-5.39	115.27	121.20
1	d9	173	ARG	NE-CZ-NH2	-5.39	117.61	120.30
1	do	55	MET	CG-SD-CE	-5.39	91.58	100.20
1	e2	17	PRO	N-CA-CB	5.39	109.76	103.30
1	eb	81	ASP	N-CA-CB	-5.39	100.90	110.60
1	ed	18	ARG	NE-CZ-NH1	5.39	122.99	120.30
1	ee	143	ARG	CD-NE-CZ	5.39	131.14	123.60
1	ej	23	TRP	CZ3-CH2-CZ2	5.39	128.06	121.60
1	eM	131	LYS	O-C-N	-5.39	114.08	122.70
1	fm	54	THR	CA-CB-CG2	-5.39	104.86	112.40
1	fG	111	LEU	CB-CG-CD2	-5.39	101.84	111.00
1	fl	44	SER	CB-CA-C	-5.39	99.87	110.10
1	s	133	TRP	CB-CG-CD2	-5.39	119.60	126.60
1	8	5	ASN	N-CA-CB	5.39	120.30	110.60
1	gc	150	ILE	CA-CB-CG1	5.38	121.23	111.00
1	hy	169	TYR	CB-CG-CD1	-5.38	117.77	121.00
1	hz	152	ASP	CB-CG-OD1	5.38	123.15	118.30
1	hW	145	TYR	CB-CG-CD1	5.38	124.23	121.00
1	i0	218	CYS	N-CA-CB	5.38	120.29	110.60
1	1Q	111	LEU	O-C-N	-5.38	114.09	122.70

Continued on next page...

Continued from previous page...

Mol	Chain	Res	Type	Atoms	Z	Observed(°)	Ideal(°)
1	jn	66	MET	CG-SD-CE	-5.38	91.58	100.20
1	jO	32	PHE	CB-CG-CD2	-5.38	117.03	120.80
1	jQ	3	VAL	CG1-CB-CG2	5.38	119.52	110.90
1	jS	164	TYR	N-CA-CB	-5.38	100.91	110.60
1	jU	120	HIS	N-CA-CB	5.38	120.29	110.60
1	k3	117	TRP	NE1-CE2-CZ2	5.38	136.32	130.40
1	kv	163	ASP	CB-CG-OD1	-5.38	113.45	118.30
1	kH	103	ASP	CB-CG-OD2	-5.38	113.45	118.30
1	kT	11	VAL	CG1-CB-CG2	-5.38	102.28	110.90
1	kW	18	ARG	NH1-CZ-NH2	-5.38	113.48	119.40
1	lx	205	LEU	CB-CG-CD1	5.38	120.15	111.00
1	lA	146	SER	O-C-N	-5.38	110.87	121.10
1	2F	169	TYR	CG-CD1-CE1	-5.38	116.99	121.30
1	2O	215	MET	CA-CB-CG	5.38	122.45	113.30
1	2X	216	THR	N-CA-CB	5.38	120.53	110.30
1	3p	51	ASP	CB-CG-OD1	5.38	123.15	118.30
1	3K	96	MET	CG-SD-CE	-5.38	91.59	100.20
1	44	130	TYR	CB-CG-CD1	5.38	124.23	121.00
1	4y	209	ALA	N-CA-CB	-5.38	102.56	110.10
1	4N	200	THR	OG1-CB-CG2	-5.38	97.62	110.00
1	5L	55	MET	CG-SD-CE	-5.38	91.58	100.20
1	6a	78	ALA	CB-CA-C	-5.38	102.02	110.10
1	6A	56	LEU	CB-CG-CD1	5.38	120.16	111.00
1	7C	103	ASP	CB-CG-OD2	5.38	123.15	118.30
1	7L	145	TYR	CB-CG-CD1	-5.38	117.77	121.00
1	9Y	131	LYS	N-CA-CB	5.38	120.29	110.60
1	aE	24	VAL	CG1-CB-CG2	-5.38	102.29	110.90
1	aQ	157	PRO	N-CA-CB	5.38	109.76	103.30
1	aV	26	VAL	C-N-CA	5.38	135.16	121.70
1	bb	13	GLN	CB-CA-C	-5.38	99.63	110.40
1	bx	59	VAL	CG1-CB-CG2	-5.38	102.28	110.90
1	1a	210	THR	CA-CB-OG1	5.38	120.31	109.00
1	cv	132	ARG	NE-CZ-NH2	5.38	122.99	120.30
1	cO	162	ARG	N-CA-C	5.38	125.54	111.00
1	cS	21	ASN	O-C-N	-5.38	114.08	122.70
1	cU	113	GLU	CG-CD-OE1	5.38	129.07	118.30
1	dc	132	ARG	NH1-CZ-NH2	-5.38	113.48	119.40
1	do	212	GLU	O-C-N	-5.38	114.08	122.70
1	dv	132	ARG	NE-CZ-NH1	5.38	122.99	120.30
1	ez	23	TRP	CZ3-CH2-CZ2	-5.38	115.14	121.60
1	ez	100	ARG	NE-CZ-NH2	-5.38	117.61	120.30
1	1s	176	GLN	N-CA-CB	5.38	120.29	110.60

Continued on next page...

Continued from previous page...

Mol	Chain	Res	Type	Atoms	Z	Observed(°)	Ideal(°)
1	fP	61	GLY	C-N-CA	5.38	135.16	121.70
1	fR	51	ASP	CB-CG-OD2	-5.38	113.45	118.30
1	fU	121	ASN	CB-CA-C	5.38	121.17	110.40
1	g6	81	ASP	CB-CG-OD2	5.38	123.15	118.30
1	H	63	GLN	CG-CD-OE1	-5.38	110.83	121.60
1	H	79	GLU	OE1-CD-OE2	-5.38	116.84	123.30
1	P	133	TRP	CB-CG-CD2	-5.38	119.60	126.60
1	Q	38	PRO	O-C-N	-5.38	114.08	122.70
1	gK	184	TRP	CD1-CG-CD2	-5.38	101.99	106.30
1	gP	57	ASN	C-N-CA	5.38	135.16	121.70
1	1K	130	TYR	CB-CG-CD1	5.38	124.23	121.00
1	ih	169	TYR	CG-CD2-CE2	-5.38	116.99	121.30
1	iM	125	PRO	N-CA-CB	-5.38	96.68	102.60
1	je	164	TYR	CZ-CE2-CD2	5.38	124.64	119.80
1	20	186	THR	CA-CB-CG2	-5.38	104.86	112.40
1	kJ	42	ALA	N-CA-CB	-5.38	102.56	110.10
1	lc	128	GLU	CA-CB-CG	5.38	125.24	113.40
1	2g	193	ASN	CA-CB-CG	-5.38	101.56	113.40
1	2p	26	VAL	O-C-N	-5.38	114.09	122.70
1	4v	32	PHE	CB-CG-CD1	5.38	124.57	120.80
1	5I	51	ASP	CB-CG-OD1	5.38	123.14	118.30
1	6c	230	VAL	CG1-CB-CG2	-5.38	102.29	110.90
1	6P	162	ARG	CA-C-N	5.38	129.04	117.20
1	7x	169	TYR	CG-CD1-CE1	5.38	125.61	121.30
1	7D	184	TRP	CH2-CZ2-CE2	5.38	122.78	117.40
1	7L	31	ALA	CB-CA-C	5.38	118.17	110.10
1	7V	97	ARG	NH1-CZ-NH2	-5.38	113.48	119.40
1	88	173	ARG	NE-CZ-NH1	5.38	122.99	120.30
1	8f	81	ASP	CB-CG-OD1	5.38	123.14	118.30
1	8j	210	THR	O-C-N	-5.38	114.09	122.70
1	8W	79	GLU	OE1-CD-OE2	-5.38	116.84	123.30
1	91	130	TYR	CD1-CE1-CZ	5.38	124.64	119.80
1	9u	24	VAL	CG1-CB-CG2	-5.38	102.29	110.90
1	9L	97	ARG	NE-CZ-NH2	-5.38	117.61	120.30
1	9Z	93	PRO	N-CA-C	5.38	126.10	112.10
1	ah	169	TYR	CZ-CE2-CD2	-5.38	114.96	119.80
1	14	161	PHE	CB-CG-CD2	-5.38	117.03	120.80
1	c1	197	ASP	O-C-N	-5.38	114.09	122.70
1	c9	212	GLU	N-CA-CB	5.38	120.29	110.60
1	cm	148	THR	CA-CB-CG2	-5.38	104.86	112.40
1	co	69	LEU	CB-CA-C	5.38	120.43	110.20
1	dy	166	ASP	CB-CG-OD2	-5.38	113.46	118.30

Continued on next page...

Continued from previous page...

Mol	Chain	Res	Type	Atoms	Z	Observed(°)	Ideal(°)
1	dJ	133	TRP	CB-CG-CD2	-5.38	119.60	126.60
1	dQ	69	LEU	CB-CG-CD1	5.38	120.15	111.00
1	dS	96	MET	N-CA-CB	-5.38	100.91	110.60
1	ec	169	TYR	CG-CD2-CE2	-5.38	116.99	121.30
1	f6	168	PHE	CB-CG-CD1	5.38	124.57	120.80
1	fJ	185	MET	CG-SD-CE	-5.38	91.59	100.20
1	fQ	48	THR	CA-CB-CG2	-5.38	104.86	112.40
1	hd	6	LEU	CB-CG-CD2	5.38	120.15	111.00
1	lI	175	GLU	N-CA-CB	-5.38	100.91	110.60
1	hg	112	GLN	CG-CD-OE1	5.38	132.36	121.60
1	lJ	24	VAL	CA-CB-CG2	-5.38	102.83	110.90
1	hr	188	THR	CA-CB-CG2	-5.38	104.86	112.40
1	hV	18	ARG	NE-CZ-NH1	5.38	122.99	120.30
1	i8	128	GLU	OE1-CD-OE2	-5.38	116.84	123.30
1	il	145	TYR	N-CA-CB	-5.38	100.91	110.60
1	iy	128	GLU	N-CA-CB	-5.38	100.91	110.60
1	iE	91	ILE	CG1-CB-CG2	-5.38	99.56	111.40
1	js	13	GLN	CB-CA-C	-5.38	99.64	110.40
1	jt	186	THR	N-CA-CB	5.38	120.53	110.30
1	ju	12	HIS	O-C-N	-5.38	114.09	122.70
1	jv	178	SER	N-CA-CB	5.38	118.57	110.50
1	jL	208	ALA	N-CA-CB	-5.38	102.57	110.10
1	jQ	66	MET	CG-SD-CE	-5.38	91.59	100.20
1	kn	64	ALA	CB-CA-C	5.38	118.17	110.10
1	kO	117	TRP	O-C-N	-5.38	114.09	122.70
1	le	191	VAL	CA-CB-CG1	5.38	118.97	110.90
1	lz	173	ARG	CD-NE-CZ	5.38	131.13	123.60
1	2g	169	TYR	N-CA-CB	5.38	120.29	110.60
1	3O	157	PRO	N-CA-CB	5.38	109.76	103.30
1	4h	18	ARG	NE-CZ-NH2	5.38	122.99	120.30
1	4h	130	TYR	CD1-CE1-CZ	5.38	124.64	119.80
1	55	216	THR	N-CA-CB	5.38	120.52	110.30
1	5b	107	THR	CA-CB-CG2	-5.38	104.87	112.40
1	5c	166	ASP	N-CA-CB	-5.38	100.91	110.60
1	68	28	GLU	O-C-N	-5.38	114.09	122.70
1	6O	82	ARG	NH1-CZ-NH2	-5.38	113.48	119.40
1	73	117	TRP	CE2-CD2-CG	5.38	111.61	107.30
1	7j	166	ASP	CB-CG-OD1	5.38	123.14	118.30
1	7W	50	GLN	O-C-N	-5.38	114.09	122.70
1	8r	18	ARG	O-C-N	-5.38	114.09	122.70
1	8D	131	LYS	O-C-N	-5.38	114.09	122.70
1	9w	225	GLY	O-C-N	-5.38	114.09	122.70

Continued on next page...

Continued from previous page...

Mol	Chain	Res	Type	Atoms	Z	Observed(°)	Ideal(°)
1	9X	184	TRP	CG-CD1-NE1	-5.38	104.72	110.10
1	aU	199	LYS	CA-CB-CG	5.38	125.24	113.40
1	b7	80	TRP	N-CA-CB	-5.38	100.91	110.60
1	ce	81	ASP	CB-CG-OD1	5.38	123.14	118.30
1	cq	22	ALA	N-CA-CB	-5.38	102.57	110.10
1	cW	103	ASP	CB-CG-OD1	-5.38	113.46	118.30
1	e5	78	ALA	N-CA-CB	-5.38	102.56	110.10
1	e9	164	TYR	CB-CG-CD2	5.38	124.23	121.00
1	1t	37	ILE	CA-C-N	5.38	132.17	117.10
1	f4	45	GLU	OE1-CD-OE2	-5.38	116.84	123.30
1	i	145	TYR	CB-CG-CD1	5.38	124.23	121.00
1	X	185	MET	CG-SD-CE	-5.38	91.59	100.20
1	gz	154	ARG	NE-CZ-NH2	5.38	122.99	120.30
1	gN	82	ARG	NE-CZ-NH1	5.38	122.99	120.30
1	1G	23	TRP	CE3-CZ3-CH2	5.38	127.12	121.20
1	h6	9	GLN	CB-CG-CD	5.38	125.59	111.60
1	hj	59	VAL	O-C-N	-5.38	114.05	123.20
1	iO	184	TRP	CB-CG-CD2	5.38	133.59	126.60
1	je	74	ASN	N-CA-CB	5.38	120.28	110.60
1	jy	53	ASN	CB-CG-OD1	5.38	132.36	121.60
1	jI	11	VAL	CB-CA-C	-5.38	101.18	111.40
1	jJ	24	VAL	O-C-N	-5.38	114.09	122.70
1	1Z	98	GLU	OE1-CD-OE2	-5.38	116.84	123.30
1	kw	148	THR	CA-CB-OG1	5.38	120.30	109.00
1	l6	130	TYR	CD1-CE1-CZ	5.38	124.64	119.80
1	l6	225	GLY	O-C-N	-5.38	114.09	122.70
1	ld	71	GLU	OE1-CD-OE2	-5.38	116.84	123.30
1	27	160	PRO	C-N-CA	5.38	135.15	121.70
1	58	173	ARG	NE-CZ-NH2	5.38	122.99	120.30
1	5W	4	GLN	CA-CB-CG	5.38	125.24	113.40
1	7z	80	TRP	CD1-NE1-CE2	5.38	113.84	109.00
1	8v	167	ARG	NE-CZ-NH1	5.38	122.99	120.30
1	a0	44	SER	CB-CA-C	-5.38	99.88	110.10
1	at	149	SER	CB-CA-C	5.38	120.32	110.10
1	bb	132	ARG	NE-CZ-NH1	5.38	122.99	120.30
1	bp	194	ALA	CB-CA-C	5.38	118.17	110.10
1	bU	66	MET	CB-CA-C	5.38	121.16	110.40
1	dx	163	ASP	CB-CG-OD2	5.38	123.14	118.30
1	ev	186	THR	N-CA-CB	5.38	120.52	110.30
1	fA	169	TYR	CB-CA-C	-5.38	99.64	110.40
1	g3	55	MET	O-C-N	-5.38	114.09	122.70
1	T	154	ARG	NH1-CZ-NH2	-5.38	113.48	119.40

Continued on next page...

Continued from previous page...

Mol	Chain	Res	Type	Atoms	Z	Observed(°)	Ideal(°)
1	gb	218	CYS	CA-CB-SG	5.38	123.68	114.00
1	gg	92	GLU	OE1-CD-OE2	-5.38	116.85	123.30
1	gp	97	ARG	NE-CZ-NH2	5.38	122.99	120.30
1	gD	162	ARG	CA-CB-CG	5.38	125.23	113.40
1	gE	27	VAL	CA-CB-CG2	-5.38	102.83	110.90
1	gH	184	TRP	O-C-N	-5.38	114.10	122.70
1	1J	167	ARG	NH1-CZ-NH2	-5.38	113.48	119.40
1	i9	180	GLU	OE1-CD-OE2	-5.38	116.84	123.30
1	iS	28	GLU	OE1-CD-OE2	-5.38	116.85	123.30
1	j4	47	ALA	N-CA-CB	-5.38	102.57	110.10
1	ji	117	TRP	CE2-CD2-CE3	-5.38	112.25	118.70
1	k1	103	ASP	CB-CG-OD1	5.38	123.14	118.30
1	ke	119	THR	CA-CB-CG2	-5.38	104.87	112.40
1	kp	72	THR	CA-CB-CG2	-5.38	104.87	112.40
1	kr	229	ARG	NE-CZ-NH2	-5.38	117.61	120.30
1	lm	111	LEU	CB-CG-CD1	5.38	120.14	111.00
1	lN	136	LEU	O-C-N	-5.38	114.06	123.20
1	33	162	ARG	NE-CZ-NH1	-5.38	117.61	120.30
1	3a	118	MET	CG-SD-CE	-5.38	91.59	100.20
1	3g	163	ASP	CB-CG-OD2	5.38	123.14	118.30
1	3m	9	GLN	O-C-N	-5.38	114.09	122.70
1	3Z	40	PHE	CB-CG-CD2	-5.38	117.04	120.80
1	42	36	VAL	CA-CB-CG2	-5.38	102.83	110.90
1	4T	164	TYR	CB-CG-CD1	-5.38	117.77	121.00
1	50	143	ARG	NE-CZ-NH2	5.38	122.99	120.30
1	5x	11	VAL	CA-CB-CG2	5.38	118.97	110.90
1	5R	103	ASP	CB-CG-OD1	-5.38	113.46	118.30
1	6f	63	GLN	CB-CA-C	5.38	121.16	110.40
1	6x	165	VAL	CA-CB-CG2	5.38	118.97	110.90
1	6y	168	PHE	CD1-CE1-CZ	-5.38	113.64	120.10
1	6K	68	MET	CA-CB-CG	5.38	122.44	113.30
1	6P	130	TYR	CG-CD1-CE1	-5.38	117.00	121.30
1	79	30	LYS	CA-CB-CG	5.38	125.23	113.40
1	7l	117	TRP	N-CA-C	5.38	125.52	111.00
1	7r	152	ASP	CB-CG-OD1	5.38	123.14	118.30
1	7t	64	ALA	O-C-N	-5.38	114.10	122.70
1	7x	204	ALA	CB-CA-C	-5.38	102.03	110.10
1	8x	132	ARG	CD-NE-CZ	-5.38	116.07	123.60
1	8J	93	PRO	O-C-N	-5.38	114.06	123.20
1	9d	155	GLN	CA-CB-CG	5.38	125.23	113.40
1	9w	164	TYR	CD1-CG-CD2	5.38	123.82	117.90
1	9x	135	ILE	O-C-N	-5.38	114.09	122.70

Continued on next page...

Continued from previous page...

Mol	Chain	Res	Type	Atoms	Z	Observed(°)	Ideal(°)
1	9E	77	ALA	CB-CA-C	5.38	118.17	110.10
1	9N	19	THR	N-CA-CB	5.38	120.52	110.30
1	an	229	ARG	NE-CZ-NH2	-5.38	117.61	120.30
1	14	117	TRP	CD1-NE1-CE2	5.38	113.84	109.00
1	aY	74	ASN	O-C-N	-5.38	114.09	122.70
1	bi	25	LYS	C-N-CA	5.38	135.15	121.70
1	bu	14	ALA	O-C-N	-5.38	114.09	122.70
1	bE	24	VAL	O-C-N	-5.38	114.09	122.70
1	cu	162	ARG	NH1-CZ-NH2	-5.38	113.48	119.40
1	d2	23	TRP	CB-CG-CD2	-5.38	119.61	126.60
1	li	117	TRP	CB-CG-CD1	5.38	133.99	127.00
1	dl	143	ARG	NH1-CZ-NH2	5.38	125.32	119.40
1	du	130	TYR	CB-CG-CD1	5.38	124.23	121.00
1	dL	11	VAL	O-C-N	-5.38	114.09	122.70
1	dQ	82	ARG	NH1-CZ-NH2	-5.38	113.48	119.40
1	eb	82	ARG	NH1-CZ-NH2	-5.38	113.48	119.40
1	fl	94	GLY	O-C-N	-5.38	114.09	122.70
1	t	150	ILE	CA-CB-CG1	5.38	121.22	111.00
1	3	93	PRO	N-CA-CB	5.38	109.75	103.30
1	T	229	ARG	NE-CZ-NH1	5.38	122.99	120.30
1	gC	217	ALA	O-C-N	-5.38	114.10	122.70
1	gT	26	VAL	CA-CB-CG1	5.38	118.96	110.90
1	he	229	ARG	NH1-CZ-NH2	-5.38	113.48	119.40
1	hj	172	LEU	O-C-N	-5.38	114.10	122.70
1	hr	76	GLU	OE1-CD-OE2	-5.38	116.85	123.30
1	hu	173	ARG	NH1-CZ-NH2	-5.38	113.49	119.40
1	i7	132	ARG	CG-CD-NE	-5.38	100.51	111.80
1	il	82	ARG	NE-CZ-NH1	5.38	122.99	120.30
1	im	40	PHE	CB-CG-CD1	-5.38	117.04	120.80
1	1S	184	TRP	CG-CD1-NE1	-5.38	104.72	110.10
1	jv	117	TRP	CH2-CZ2-CE2	-5.38	112.02	117.40
1	k8	117	TRP	CB-CG-CD1	-5.38	120.01	127.00
1	ka	154	ARG	NH1-CZ-NH2	-5.38	113.49	119.40
1	kh	161	PHE	CB-CG-CD2	5.38	124.56	120.80
1	kr	168	PHE	CB-CG-CD1	-5.38	117.04	120.80
1	kx	75	GLU	OE1-CD-OE2	-5.38	116.85	123.30
1	25	200	THR	CA-CB-CG2	-5.38	104.87	112.40
1	ls	91	ILE	O-C-N	-5.38	114.10	122.70
1	2k	162	ARG	NE-CZ-NH2	5.38	122.99	120.30
1	2F	221	VAL	CB-CA-C	-5.38	101.18	111.40
1	3z	80	TRP	CD1-CG-CD2	5.38	110.60	106.30
1	3Q	224	PRO	N-CA-C	5.38	126.08	112.10

Continued on next page...

Continued from previous page...

Mol	Chain	Res	Type	Atoms	Z	Observed(°)	Ideal(°)
1	4e	210	THR	CA-CB-OG1	5.38	120.29	109.00
1	4l	162	ARG	NE-CZ-NH2	5.38	122.99	120.30
1	4D	125	PRO	N-CD-CG	5.38	111.27	103.20
1	4G	173	ARG	NE-CZ-NH1	5.38	122.99	120.30
1	5r	11	VAL	CA-CB-CG1	5.38	118.96	110.90
1	5t	164	TYR	CB-CG-CD2	5.38	124.23	121.00
1	5B	80	TRP	CD1-NE1-CE2	5.38	113.84	109.00
1	5K	3	VAL	CG1-CB-CG2	-5.38	102.30	110.90
1	5T	121	ASN	CB-CG-OD1	5.38	132.35	121.60
1	6g	58	THR	OG1-CB-CG2	-5.38	97.64	110.00
1	6q	133	TRP	CE3-CZ3-CH2	-5.38	115.28	121.20
1	6F	40	PHE	CB-CG-CD1	-5.38	117.04	120.80
1	6L	59	VAL	CA-CB-CG2	-5.38	102.83	110.90
1	7t	166	ASP	CB-CG-OD1	-5.38	113.46	118.30
1	7C	23	TRP	CE2-CD2-CG	-5.38	103.00	107.30
1	7Y	23	TRP	CB-CG-CD1	-5.38	120.01	127.00
1	8R	175	GLU	OE1-CD-OE2	-5.38	116.85	123.30
1	98	23	TRP	CG-CD1-NE1	-5.38	104.72	110.10
1	9V	18	ARG	NE-CZ-NH2	5.38	122.99	120.30
1	a6	221	VAL	CA-CB-CG1	5.38	118.97	110.90
1	b5	208	ALA	CB-CA-C	-5.38	102.04	110.10
1	18	210	THR	CA-CB-CG2	5.38	119.93	112.40
1	bC	194	ALA	N-CA-CB	-5.38	102.57	110.10
1	bR	104	ILE	CA-CB-CG1	5.38	121.22	111.00
1	c2	166	ASP	CB-CG-OD2	-5.38	113.46	118.30
1	c9	31	ALA	CB-CA-C	-5.38	102.03	110.10
1	cB	154	ARG	NH1-CZ-NH2	-5.38	113.48	119.40
1	dA	40	PHE	CB-CG-CD1	-5.38	117.04	120.80
1	ed	169	TYR	CB-CG-CD2	5.38	124.23	121.00
1	eS	63	GLN	N-CA-CB	-5.38	100.92	110.60
1	f7	179	GLN	N-CA-CB	5.38	120.28	110.60
1	fc	174	ALA	N-CA-CB	-5.38	102.57	110.10
1	fh	117	TRP	CD1-CG-CD2	-5.38	102.00	106.30
1	fr	11	VAL	CA-CB-CG2	-5.38	102.84	110.90
1	fs	19	THR	OG1-CB-CG2	-5.38	97.64	110.00
1	fy	196	PRO	N-CA-C	5.38	126.08	112.10
1	fC	64	ALA	CB-CA-C	-5.38	102.03	110.10
1	fK	17	PRO	N-CA-CB	5.38	109.75	103.30
1	fP	78	ALA	N-CA-CB	-5.38	102.57	110.10
1	1A	196	PRO	N-CD-CG	5.38	111.27	103.20
1	g4	118	MET	CG-SD-CE	-5.38	91.60	100.20
1	g5	11	VAL	O-C-N	-5.38	114.10	122.70

Continued on next page...

Continued from previous page...

Mol	Chain	Res	Type	Atoms	Z	Observed(°)	Ideal(°)
1	v	55	MET	CG-SD-CE	-5.38	91.60	100.20
1	M	174	ALA	N-CA-CB	5.38	117.63	110.10
1	8	173	ARG	NE-CZ-NH1	-5.38	117.61	120.30
1	gX	161	PHE	CB-CA-C	5.38	121.15	110.40
1	kK	82	ARG	NH1-CZ-NH2	5.38	125.31	119.40
1	28	119	THR	CA-CB-CG2	-5.38	104.88	112.40
1	lA	123	PRO	N-CD-CG	5.38	111.26	103.20
1	2T	164	TYR	CB-CG-CD1	5.38	124.22	121.00
1	3f	166	ASP	CB-CG-OD1	-5.38	113.46	118.30
1	3U	148	THR	CA-CB-OG1	5.38	120.29	109.00
1	4N	30	LYS	N-CA-CB	5.38	120.28	110.60
1	6d	182	LYS	O-C-N	-5.38	114.10	122.70
1	6S	130	TYR	CB-CG-CD2	5.38	124.22	121.00
1	6S	177	ALA	N-CA-CB	5.38	117.62	110.10
1	8U	229	ARG	NE-CZ-NH2	-5.38	117.61	120.30
1	a9	133	TRP	CE2-CD2-CG	5.38	111.60	107.30
1	1b	9	GLN	CA-CB-CG	5.38	125.22	113.40
1	ci	99	PRO	N-CD-CG	5.38	111.26	103.20
1	cC	100	ARG	CA-C-N	5.38	126.95	116.20
1	cS	32	PHE	CB-CG-CD2	-5.38	117.04	120.80
1	cX	9	GLN	N-CA-CB	5.38	120.27	110.60
1	d0	54	THR	CA-CB-CG2	-5.38	104.88	112.40
1	1l	97	ARG	CD-NE-CZ	5.38	131.12	123.60
1	fj	51	ASP	CB-CA-C	-5.38	99.65	110.40
1	g7	20	LEU	CB-CG-CD2	5.38	120.14	111.00
1	A	29	GLU	O-C-N	-5.38	114.10	122.70
1	gC	130	TYR	CB-CG-CD2	-5.37	117.78	121.00
1	gF	65	ALA	N-CA-CB	-5.37	102.58	110.10
1	h5	97	ARG	NE-CZ-NH2	5.37	122.99	120.30
1	hi	68	MET	CA-CB-CG	5.37	122.43	113.30
1	hi	162	ARG	NH1-CZ-NH2	-5.37	113.49	119.40
1	hU	160	PRO	N-CD-CG	5.37	111.26	103.20
1	ia	144	MET	CB-CA-C	5.37	121.15	110.40
1	ig	221	VAL	C-N-CA	5.37	133.58	122.30
1	it	216	THR	O-C-N	-5.37	114.10	122.70
1	iG	31	ALA	CB-CA-C	5.37	118.16	110.10
1	iX	133	TRP	CZ3-CH2-CZ2	5.37	128.05	121.60
1	jk	164	TYR	CB-CG-CD1	-5.37	117.78	121.00
1	jF	97	ARG	NE-CZ-NH2	-5.37	117.61	120.30
1	lZ	97	ARG	NE-CZ-NH2	-5.37	117.61	120.30
1	kz	79	GLU	OE1-CD-OE2	-5.37	116.85	123.30
1	lH	202	LEU	O-C-N	-5.37	114.10	122.70

Continued on next page...

Continued from previous page...

Mol	Chain	Res	Type	Atoms	Z	Observed(°)	Ideal(°)
1	32	215	MET	CG-SD-CE	-5.37	91.60	100.20
1	3b	32	PHE	CB-CG-CD2	-5.37	117.04	120.80
1	3c	20	LEU	CB-CG-CD2	5.37	120.14	111.00
1	3d	219	GLN	CA-CB-CG	5.37	125.22	113.40
1	3l	166	ASP	N-CA-CB	-5.37	100.93	110.60
1	3Q	81	ASP	CB-CG-OD2	5.37	123.14	118.30
1	40	215	MET	CG-SD-CE	-5.37	91.60	100.20
1	4s	49	PRO	N-CD-CG	5.37	111.26	103.20
1	5e	132	ARG	CG-CD-NE	-5.37	100.52	111.80
1	5h	45	GLU	CB-CA-C	-5.37	99.65	110.40
1	5N	80	TRP	CB-CA-C	5.37	121.14	110.40
1	5Z	2	ILE	O-C-N	-5.37	114.10	122.70
1	6a	22	ALA	N-CA-CB	-5.37	102.58	110.10
1	7u	184	TRP	CB-CG-CD1	-5.37	120.01	127.00
1	7S	184	TRP	CD1-CG-CD2	-5.37	102.00	106.30
1	8i	80	TRP	CB-CG-CD1	-5.37	120.02	127.00
1	8j	133	TRP	CE2-CD2-CG	5.37	111.60	107.30
1	8t	145	TYR	CB-CG-CD2	-5.37	117.78	121.00
1	8F	12	HIS	O-C-N	-5.37	114.10	122.70
1	9v	172	LEU	CB-CG-CD1	-5.37	101.86	111.00
1	9v	221	VAL	C-N-CA	5.37	133.58	122.30
1	9Z	95	GLN	CG-CD-OE1	-5.37	110.85	121.60
1	10	126	VAL	O-C-N	-5.37	114.06	123.20
1	aa	169	TYR	CB-CG-CD2	5.37	124.22	121.00
1	be	119	THR	CA-CB-CG2	5.37	119.92	112.40
1	bf	165	VAL	CA-CB-CG1	5.37	118.96	110.90
1	17	84	HIS	CB-CA-C	-5.37	99.65	110.40
1	bE	103	ASP	CB-CG-OD1	5.37	123.14	118.30
1	bL	18	ARG	NH1-CZ-NH2	-5.37	113.49	119.40
1	c7	35	GLU	O-C-N	-5.37	114.10	122.70
1	cF	45	GLU	O-C-N	-5.37	114.06	123.20
1	cZ	100	ARG	NE-CZ-NH2	-5.37	117.61	120.30
1	db	143	ARG	NH1-CZ-NH2	-5.37	113.49	119.40
1	dg	211	LEU	CB-CG-CD2	-5.37	101.86	111.00
1	dG	184	TRP	CB-CG-CD1	-5.37	120.01	127.00
1	dI	162	ARG	CG-CD-NE	-5.37	100.52	111.80
1	e1	191	VAL	CG1-CB-CG2	5.37	119.50	110.90
1	em	221	VAL	CA-CB-CG2	5.37	118.96	110.90
1	eM	130	TYR	CG-CD2-CE2	-5.37	117.00	121.30
1	eQ	64	ALA	O-C-N	-5.37	114.10	122.70
1	fh	171	THR	CA-CB-CG2	-5.37	104.88	112.40
1	fB	12	HIS	N-CA-CB	5.37	120.27	110.60

Continued on next page...

Continued from previous page...

Mol	Chain	Res	Type	Atoms	Z	Observed(°)	Ideal(°)
1	g1	146	SER	N-CA-CB	5.37	118.56	110.50
1	c	133	TRP	CB-CG-CD2	-5.37	119.61	126.60
1	H	186	THR	O-C-N	-5.37	114.10	122.70
1	gm	96	MET	CA-CB-CG	5.37	122.43	113.30
1	gt	27	VAL	CA-CB-CG2	-5.37	102.84	110.90
1	gt	169	TYR	O-C-N	-5.37	114.11	122.70
1	1I	85	PRO	N-CA-CB	5.37	109.75	103.30
1	hr	49	PRO	N-CA-CB	5.37	109.75	103.30
1	hu	211	LEU	CB-CA-C	5.37	120.40	110.20
1	hG	129	ILE	O-C-N	-5.37	114.11	122.70
1	hG	133	TRP	CB-CG-CD1	5.37	133.98	127.00
1	hY	23	TRP	CD1-NE1-CE2	-5.37	104.17	109.00
1	hZ	100	ARG	NH1-CZ-NH2	-5.37	113.49	119.40
1	i9	23	TRP	CB-CG-CD1	-5.37	120.02	127.00
1	ie	114	GLN	N-CA-CB	-5.37	100.93	110.60
1	ij	86	VAL	CA-CB-CG2	-5.37	102.84	110.90
1	iq	161	PHE	N-CA-CB	5.37	120.27	110.60
1	iZ	23	TRP	O-C-N	-5.37	114.11	122.70
1	1U	154	ARG	NE-CZ-NH1	-5.37	117.61	120.30
1	js	6	LEU	N-CA-CB	5.37	121.14	110.40
1	jN	145	TYR	CD1-CE1-CZ	5.37	124.63	119.80
1	1Y	52	LEU	O-C-N	-5.37	114.11	122.70
1	k0	80	TRP	CB-CG-CD2	5.37	133.58	126.60
1	kI	82	ARG	O-C-N	-5.37	114.11	122.70
1	lm	100	ARG	CG-CD-NE	-5.37	100.52	111.80
1	lu	113	GLU	O-C-N	-5.37	114.11	122.70
1	2W	218	CYS	CA-CB-SG	-5.37	104.33	114.00
1	3g	202	LEU	O-C-N	-5.37	114.11	122.70
1	3x	111	LEU	CB-CG-CD1	5.37	120.13	111.00
1	3G	160	PRO	N-CA-CB	5.37	109.75	103.30
1	3W	161	PHE	CB-CG-CD2	-5.37	117.04	120.80
1	4i	47	ALA	CB-CA-C	5.37	118.16	110.10
1	4m	143	ARG	NE-CZ-NH2	-5.37	117.61	120.30
1	4p	161	PHE	CZ-CE2-CD2	-5.37	113.65	120.10
1	4w	221	VAL	CA-CB-CG1	-5.37	102.84	110.90
1	4D	43	LEU	O-C-N	-5.37	114.11	122.70
1	4K	184	TRP	CD1-NE1-CE2	5.37	113.83	109.00
1	4M	132	ARG	NE-CZ-NH1	5.37	122.99	120.30
1	6k	23	TRP	CD1-CG-CD2	5.37	110.60	106.30
1	6Q	173	ARG	NH1-CZ-NH2	-5.37	113.49	119.40
1	74	173	ARG	NH1-CZ-NH2	-5.37	113.49	119.40
1	7t	128	GLU	C-N-CA	5.37	135.13	121.70

Continued on next page...

Continued from previous page...

Mol	Chain	Res	Type	Atoms	Z	Observed(°)	Ideal(°)
1	7Q	3	VAL	CA-CB-CG2	5.37	118.96	110.90
1	8u	173	ARG	CG-CD-NE	-5.37	100.52	111.80
1	8D	225	GLY	O-C-N	5.37	131.29	122.70
1	8I	205	LEU	CB-CG-CD1	5.37	120.13	111.00
1	9t	108	THR	CA-CB-CG2	-5.37	104.88	112.40
1	9Q	23	TRP	NE1-CE2-CD2	5.37	112.67	107.30
1	10	202	LEU	CB-CG-CD1	-5.37	101.87	111.00
1	ae	149	SER	N-CA-CB	5.37	118.56	110.50
1	an	197	ASP	CB-CG-OD1	5.37	123.14	118.30
1	aI	82	ARG	NE-CZ-NH1	5.37	122.99	120.30
1	aM	21	ASN	CB-CG-ND2	-5.37	103.81	116.70
1	aP	145	TYR	CB-CG-CD1	5.37	124.22	121.00
1	c4	83	LEU	CB-CG-CD1	-5.37	101.87	111.00
1	c6	152	ASP	O-C-N	-5.37	114.11	122.70
1	cz	123	PRO	N-CA-CB	5.37	109.75	103.30
1	dw	80	TRP	CB-CA-C	5.37	121.14	110.40
1	dO	164	TYR	CB-CG-CD2	-5.37	117.78	121.00
1	dY	167	ARG	NH1-CZ-NH2	-5.37	113.49	119.40
1	eu	78	ALA	CB-CA-C	-5.37	102.04	110.10
1	eW	196	PRO	N-CA-CB	5.37	109.75	103.30
1	fu	152	ASP	CB-CA-C	-5.37	99.66	110.40
1	fB	167	ARG	NE-CZ-NH1	5.37	122.99	120.30
1	l	130	TYR	CG-CD1-CE1	-5.37	117.00	121.30
1	q	141	ILE	CG1-CB-CG2	-5.37	99.58	111.40
1	I	163	ASP	CB-CG-OD2	5.37	123.14	118.30
1	O	118	MET	CG-SD-CE	-5.37	91.61	100.20
1	gk	166	ASP	CB-CA-C	5.37	121.14	110.40
1	1E	167	ARG	NH1-CZ-NH2	-5.37	113.49	119.40
1	h2	51	ASP	CB-CG-OD1	5.37	123.13	118.30
1	hj	144	MET	CG-SD-CE	-5.37	91.61	100.20
1	i8	169	TYR	CB-CG-CD2	5.37	124.22	121.00
1	ic	161	PHE	CB-CG-CD1	5.37	124.56	120.80
1	jj	212	GLU	O-C-N	-5.37	114.11	122.70
1	lo	45	GLU	O-C-N	-5.37	114.07	123.20
1	2e	145	TYR	CB-CG-CD1	5.37	124.22	121.00
1	4K	105	ALA	N-CA-CB	-5.37	102.58	110.10
1	55	160	PRO	O-C-N	-5.37	114.11	122.70
1	5c	91	ILE	CG1-CB-CG2	-5.37	99.59	111.40
1	5F	143	ARG	NE-CZ-NH2	5.37	122.98	120.30
1	6E	87	HIS	N-CA-C	5.37	125.50	111.00
1	8i	167	ARG	NE-CZ-NH2	-5.37	117.61	120.30
1	9Z	148	THR	CA-CB-CG2	-5.37	104.88	112.40

Continued on next page...

Continued from previous page...

Mol	Chain	Res	Type	Atoms	Z	Observed(°)	Ideal(°)
1	cW	103	ASP	CB-CG-OD2	5.37	123.13	118.30
1	d6	141	ILE	CA-CB-CG1	5.37	121.20	111.00
1	dS	105	ALA	O-C-N	-5.37	114.07	123.20
1	dV	161	PHE	CB-CG-CD2	-5.37	117.04	120.80
1	e5	23	TRP	CG-CD2-CE3	-5.37	129.07	133.90
1	fq	168	PHE	O-C-N	-5.37	114.11	122.70
1	g4	78	ALA	O-C-N	-5.37	114.11	122.70
1	g9	62	HIS	O-C-N	-5.37	114.11	122.70
1	ge	168	PHE	CB-CG-CD2	5.37	124.56	120.80
1	gg	133	TRP	CD2-CE2-CZ2	-5.37	115.86	122.30
1	gs	164	TYR	CB-CG-CD1	5.37	124.22	121.00
1	gP	119	THR	CA-CB-CG2	-5.37	104.89	112.40
1	hg	173	ARG	NH1-CZ-NH2	-5.37	113.50	119.40
1	hs	224	PRO	N-CA-C	5.37	126.06	112.10
1	hP	117	TRP	CD1-CG-CD2	-5.37	102.01	106.30
1	jb	55	MET	CA-CB-CG	-5.37	104.17	113.30
1	jh	13	GLN	O-C-N	-5.37	114.11	122.70
1	jl	182	LYS	O-C-N	-5.37	114.11	122.70
1	jG	145	TYR	CZ-CE2-CD2	5.37	124.63	119.80
1	jT	188	THR	CA-CB-CG2	5.37	119.92	112.40
1	kH	110	THR	N-CA-CB	5.37	120.50	110.30
1	kT	229	ARG	NE-CZ-NH2	5.37	122.98	120.30
1	l0	32	PHE	CG-CD2-CE2	5.37	126.71	120.80
1	lG	1	PRO	CA-N-CD	-5.37	103.98	111.50
1	lR	184	TRP	CA-CB-CG	5.37	123.90	113.70
1	2z	24	VAL	CA-CB-CG2	-5.37	102.85	110.90
1	2V	132	ARG	NE-CZ-NH2	5.37	122.98	120.30
1	31	20	LEU	O-C-N	-5.37	114.11	122.70
1	42	100	ARG	NE-CZ-NH2	-5.37	117.62	120.30
1	4h	106	GLY	O-C-N	-5.37	114.11	122.70
1	4q	30	LYS	N-CA-CB	5.37	120.26	110.60
1	4x	128	GLU	CB-CA-C	-5.37	99.67	110.40
1	4I	169	TYR	CZ-CE2-CD2	5.37	124.63	119.80
1	4M	18	ARG	CB-CG-CD	5.37	125.56	111.60
1	4O	21	ASN	O-C-N	-5.37	114.11	122.70
1	4P	119	THR	N-CA-CB	5.37	120.50	110.30
1	5h	214	MET	O-C-N	-5.37	114.11	122.70
1	5E	230	VAL	N-CA-C	-5.37	96.50	111.00
1	5V	40	PHE	O-C-N	-5.37	114.11	122.70
1	6q	191	VAL	CG1-CB-CG2	-5.37	102.31	110.90
1	70	152	ASP	CB-CG-OD2	5.37	123.13	118.30
1	72	164	TYR	CB-CG-CD1	5.37	124.22	121.00

Continued on next page...

Continued from previous page...

Mol	Chain	Res	Type	Atoms	Z	Observed(°)	Ideal(°)
1	7Q	32	PHE	CB-CG-CD1	-5.37	117.04	120.80
1	8v	69	LEU	O-C-N	-5.37	114.11	122.70
1	8K	91	ILE	CA-CB-CG1	5.37	121.20	111.00
1	8Q	225	GLY	CA-C-O	5.37	130.26	120.60
1	99	62	HIS	O-C-N	-5.37	114.11	122.70
1	9g	126	VAL	CA-CB-CG2	-5.37	102.85	110.90
1	9J	173	ARG	CG-CD-NE	-5.37	100.53	111.80
1	a7	125	PRO	CA-N-CD	5.37	119.22	111.70
1	an	181	VAL	CA-CB-CG2	-5.37	102.85	110.90
1	au	181	VAL	CA-CB-CG2	-5.37	102.85	110.90
1	aK	154	ARG	NE-CZ-NH2	5.37	122.98	120.30
1	aQ	80	TRP	CD1-CG-CD2	-5.37	102.00	106.30
1	b8	22	ALA	CB-CA-C	5.37	118.15	110.10
1	bv	42	ALA	N-CA-CB	-5.37	102.58	110.10
1	bF	39	MET	CG-SD-CE	-5.37	91.61	100.20
1	bQ	158	LYS	N-CA-CB	-5.37	100.94	110.60
1	cy	15	ILE	O-C-N	-5.37	114.11	122.70
1	cy	95	GLN	N-CA-CB	5.37	120.26	110.60
1	cE	164	TYR	CZ-CE2-CD2	-5.37	114.97	119.80
1	d1	66	MET	CG-SD-CE	-5.37	91.61	100.20
1	dq	143	ARG	NE-CZ-NH2	-5.37	117.62	120.30
1	dw	61	GLY	O-C-N	-5.37	114.11	122.70
1	dC	58	THR	CA-CB-CG2	-5.37	104.88	112.40
1	dQ	161	PHE	CB-CG-CD1	5.37	124.56	120.80
1	1r	121	ASN	CB-CA-C	5.37	121.14	110.40
1	ex	145	TYR	CB-CG-CD1	-5.37	117.78	121.00
1	eE	18	ARG	NH1-CZ-NH2	-5.37	113.50	119.40
1	eE	130	TYR	CZ-CE2-CD2	-5.37	114.97	119.80
1	eT	129	ILE	CG1-CB-CG2	-5.37	99.59	111.40
1	1u	140	LYS	N-CA-CB	5.37	120.26	110.60
1	f3	23	TRP	CH2-CZ2-CE2	-5.37	112.03	117.40
1	fs	214	MET	CG-SD-CE	-5.37	91.61	100.20
1	fL	9	GLN	CB-CA-C	-5.37	99.67	110.40
1	fN	105	ALA	N-CA-CB	-5.37	102.58	110.10
1	fW	12	HIS	O-C-N	-5.37	114.11	122.70
1	c	94	GLY	O-C-N	-5.37	114.11	122.70
1	i	209	ALA	N-CA-CB	-5.37	102.58	110.10
1	v	189	LEU	O-C-N	-5.37	114.11	122.70
1	w	7	GLN	N-CA-CB	5.37	120.26	110.60
1	I	139	ASN	CB-CA-C	5.37	121.14	110.40
1	gc	131	LYS	CB-CG-CD	5.37	125.55	111.60
1	h1	154	ARG	NE-CZ-NH1	-5.37	117.62	120.30

Continued on next page...

Continued from previous page...

Mol	Chain	Res	Type	Atoms	Z	Observed(°)	Ideal(°)
1	i5	164	TYR	CB-CG-CD2	-5.37	117.78	121.00
1	ik	226	HIS	N-CA-CB	5.37	120.26	110.60
1	iD	133	TRP	CB-CG-CD2	-5.37	119.62	126.60
1	iS	28	GLU	O-C-N	-5.37	114.11	122.70
1	j4	28	GLU	OE1-CD-OE2	-5.37	116.86	123.30
1	jX	80	TRP	CD2-CE3-CZ3	-5.37	111.82	118.80
1	ko	145	TYR	CG-CD2-CE2	-5.37	117.01	121.30
1	ks	14	ALA	N-CA-CB	5.37	117.61	110.10
1	kt	92	GLU	OE1-CD-OE2	-5.37	116.86	123.30
1	lG	132	ARG	NE-CZ-NH2	5.37	122.98	120.30
1	2N	118	MET	CA-CB-CG	5.37	122.42	113.30
1	2U	91	ILE	O-C-N	-5.37	114.11	122.70
1	33	229	ARG	NH1-CZ-NH2	5.37	125.30	119.40
1	3f	56	LEU	O-C-N	-5.37	114.11	122.70
1	3j	77	ALA	N-CA-CB	-5.37	102.59	110.10
1	3m	76	GLU	CG-CD-OE1	5.37	129.03	118.30
1	4r	154	ARG	NE-CZ-NH2	-5.37	117.62	120.30
1	5h	230	VAL	CG1-CB-CG2	-5.37	102.31	110.90
1	6X	100	ARG	NE-CZ-NH1	5.37	122.98	120.30
1	7O	53	ASN	CA-CB-CG	-5.37	101.59	113.40
1	7Y	229	ARG	NH1-CZ-NH2	-5.37	113.50	119.40
1	8c	151	LEU	N-CA-CB	-5.37	99.67	110.40
1	8G	68	MET	CG-SD-CE	-5.37	91.61	100.20
1	9E	85	PRO	N-CA-CB	-5.37	96.70	102.60
1	aG	164	TYR	CD1-CE1-CZ	5.37	124.63	119.80
1	bd	52	LEU	CB-CG-CD1	5.37	120.12	111.00
1	bp	15	ILE	CA-CB-CG2	5.37	121.63	110.90
1	bK	169	TYR	CG-CD1-CE1	-5.37	117.01	121.30
1	bP	145	TYR	CG-CD1-CE1	5.37	125.59	121.30
1	bQ	91	ILE	O-C-N	-5.37	114.11	122.70
1	cZ	11	VAL	CA-CB-CG2	-5.37	102.85	110.90
1	dd	5	ASN	CB-CG-OD1	5.37	132.33	121.60
1	dQ	169	TYR	CG-CD2-CE2	-5.37	117.01	121.30
1	ee	178	SER	O-C-N	-5.37	114.11	122.70
1	fr	143	ARG	NE-CZ-NH1	5.37	122.98	120.30
1	w	80	TRP	CB-CA-C	5.37	121.13	110.40
1	O	195	ASN	CA-CB-CG	5.37	125.21	113.40
1	gd	216	THR	CA-CB-CG2	-5.37	104.89	112.40
1	ge	133	TRP	CB-CG-CD2	-5.37	119.62	126.60
1	gh	166	ASP	N-CA-CB	-5.37	100.94	110.60
1	gr	80	TRP	CG-CD1-NE1	-5.37	104.73	110.10
1	1F	117	TRP	CB-CA-C	5.37	121.13	110.40

Continued on next page...

Continued from previous page...

Mol	Chain	Res	Type	Atoms	Z	Observed(°)	Ideal(°)
1	gQ	40	PHE	CB-CG-CD1	-5.37	117.04	120.80
1	lG	154	ARG	NH1-CZ-NH2	-5.37	113.50	119.40
1	hp	31	ALA	N-CA-C	5.37	125.49	111.00
1	iG	144	MET	CG-SD-CE	-5.37	91.62	100.20
1	ju	80	TRP	CG-CD2-CE3	-5.37	129.07	133.90
1	kf	31	ALA	N-CA-CB	5.37	117.61	110.10
1	kt	27	VAL	O-C-N	-5.37	114.11	122.70
1	kD	42	ALA	CB-CA-C	5.37	118.15	110.10
1	kE	107	THR	CA-CB-CG2	-5.37	104.89	112.40
1	kF	221	VAL	CA-CB-CG2	5.37	118.95	110.90
1	ll	80	TRP	CZ3-CH2-CZ2	-5.37	115.16	121.60
1	2i	80	TRP	CD1-NE1-CE2	5.37	113.83	109.00
1	3o	18	ARG	NH1-CZ-NH2	-5.37	113.50	119.40
1	3v	23	TRP	CD1-CG-CD2	-5.37	102.01	106.30
1	3C	189	LEU	CB-CG-CD2	5.37	120.12	111.00
1	44	9	GLN	C-N-CA	5.37	135.11	121.70
1	4g	96	MET	CG-SD-CE	-5.37	91.62	100.20
1	4k	186	THR	CA-CB-CG2	-5.37	104.89	112.40
1	4s	82	ARG	NE-CZ-NH2	5.37	122.98	120.30
1	4s	169	TYR	CB-CG-CD2	5.37	124.22	121.00
1	4J	197	ASP	CB-CG-OD1	5.37	123.13	118.30
1	4O	40	PHE	CG-CD2-CE2	-5.37	114.90	120.80
1	59	103	ASP	CB-CG-OD1	5.37	123.13	118.30
1	5k	80	TRP	CE3-CZ3-CH2	-5.37	115.30	121.20
1	5S	172	LEU	CB-CG-CD2	5.37	120.12	111.00
1	6d	163	ASP	CB-CG-OD2	5.37	123.13	118.30
1	6t	180	GLU	OE1-CD-OE2	-5.37	116.86	123.30
1	6E	167	ARG	N-CA-CB	5.37	120.26	110.60
1	6L	205	LEU	O-C-N	-5.37	114.08	123.20
1	7j	65	ALA	CB-CA-C	5.37	118.15	110.10
1	7w	82	ARG	CG-CD-NE	-5.37	100.53	111.80
1	7Y	162	ARG	NE-CZ-NH2	-5.37	117.62	120.30
1	8e	184	TRP	CB-CA-C	5.37	121.13	110.40
1	8F	145	TYR	CZ-CE2-CD2	-5.37	114.97	119.80
1	8L	105	ALA	O-C-N	-5.37	114.08	123.20
1	8P	159	GLU	O-C-N	-5.37	110.91	121.10
1	9u	105	ALA	N-CA-CB	5.37	117.61	110.10
1	9z	171	THR	CA-CB-CG2	5.37	119.91	112.40
1	ah	95	GLN	N-CA-CB	5.37	120.26	110.60
1	bk	132	ARG	NE-CZ-NH1	5.37	122.98	120.30
1	bo	45	GLU	OE1-CD-OE2	-5.37	116.86	123.30
1	bG	204	ALA	CB-CA-C	5.37	118.15	110.10

Continued on next page...

Continued from previous page...

Mol	Chain	Res	Type	Atoms	Z	Observed(°)	Ideal(°)
1	bH	23	TRP	CD1-CG-CD2	5.37	110.59	106.30
1	ck	26	VAL	CG1-CB-CG2	-5.37	102.32	110.90
1	ck	108	THR	CA-CB-CG2	-5.37	104.89	112.40
1	cI	173	ARG	NE-CZ-NH1	-5.37	117.62	120.30
1	cJ	21	ASN	CB-CA-C	5.37	121.13	110.40
1	d6	27	VAL	O-C-N	-5.37	114.12	122.70
1	dB	24	VAL	CA-CB-CG2	-5.37	102.85	110.90
1	dK	14	ALA	O-C-N	-5.37	114.12	122.70
1	e4	158	LYS	CD-CE-NZ	-5.37	99.36	111.70
1	eg	76	GLU	N-CA-CB	-5.37	100.94	110.60
1	ei	222	GLY	N-CA-C	5.37	126.51	113.10
1	ey	100	ARG	NE-CZ-NH2	-5.37	117.62	120.30
1	fn	145	TYR	CG-CD2-CE2	5.37	125.59	121.30
1	gh	44	SER	N-CA-CB	5.36	118.55	110.50
1	lD	169	TYR	CZ-CE2-CD2	5.36	124.63	119.80
1	gO	166	ASP	CB-CG-OD2	-5.36	113.47	118.30
1	hp	73	ILE	O-C-N	-5.36	114.12	122.70
1	hH	229	ARG	NH1-CZ-NH2	-5.36	113.50	119.40
1	hT	48	THR	CA-CB-CG2	-5.36	104.89	112.40
1	hW	181	VAL	CG1-CB-CG2	-5.36	102.32	110.90
1	jo	41	SER	N-CA-CB	-5.36	102.45	110.50
1	jq	229	ARG	NE-CZ-NH2	5.36	122.98	120.30
1	jD	32	PHE	O-C-N	-5.36	114.12	122.70
1	k5	133	TRP	CB-CG-CD1	5.36	133.97	127.00
1	kl	124	ILE	CA-CB-CG1	-5.36	100.81	111.00
1	kQ	103	ASP	CB-CG-OD2	-5.36	113.47	118.30
1	kX	23	TRP	CA-CB-CG	5.36	123.89	113.70
1	l7	44	SER	CB-CA-C	-5.36	99.91	110.10
1	2t	207	PRO	N-CD-CG	5.36	111.25	103.20
1	2S	48	THR	CA-CB-CG2	-5.36	104.89	112.40
1	2T	209	ALA	CB-CA-C	-5.36	102.06	110.10
1	2U	44	SER	N-CA-CB	5.36	118.55	110.50
1	3G	4	GLN	N-CA-CB	5.36	120.25	110.60
1	3Q	135	ILE	O-C-N	-5.36	114.12	122.70
1	47	133	TRP	CB-CG-CD2	-5.36	119.63	126.60
1	4n	168	PHE	CB-CA-C	5.36	121.13	110.40
1	5j	18	ARG	NE-CZ-NH1	5.36	122.98	120.30
1	5C	125	PRO	N-CA-CB	-5.36	96.70	102.60
1	5I	177	ALA	N-CA-CB	-5.36	102.59	110.10
1	6n	142	VAL	CA-CB-CG1	5.36	118.94	110.90
1	6B	204	ALA	CB-CA-C	5.36	118.15	110.10
1	6U	36	VAL	CG1-CB-CG2	-5.36	102.32	110.90

Continued on next page...

Continued from previous page...

Mol	Chain	Res	Type	Atoms	Z	Observed(°)	Ideal(°)
1	72	117	TRP	CB-CG-CD1	5.36	133.97	127.00
1	7m	160	PRO	N-CA-CB	5.36	109.73	103.30
1	7v	97	ARG	NH1-CZ-NH2	-5.36	113.50	119.40
1	7J	105	ALA	CA-C-O	5.36	131.36	120.10
1	8v	18	ARG	NE-CZ-NH1	5.36	122.98	120.30
1	8D	181	VAL	CA-CB-CG2	-5.36	102.86	110.90
1	8X	119	THR	CA-CB-CG2	-5.36	104.89	112.40
1	9C	117	TRP	CE2-CD2-CG	-5.36	103.01	107.30
1	9F	117	TRP	CD1-CG-CD2	5.36	110.59	106.30
1	9X	18	ARG	CG-CD-NE	-5.36	100.54	111.80
1	a2	75	GLU	N-CA-CB	-5.36	100.94	110.60
1	am	214	MET	N-CA-CB	5.36	120.26	110.60
1	aU	216	THR	CA-CB-CG2	-5.36	104.89	112.40
1	bb	113	GLU	CA-C-O	5.36	131.37	120.10
1	bd	142	VAL	CG1-CB-CG2	-5.36	102.32	110.90
1	bQ	96	MET	CG-SD-CE	-5.36	91.62	100.20
1	c6	176	GLN	O-C-N	-5.36	114.12	122.70
1	cf	32	PHE	CB-CG-CD2	-5.36	117.05	120.80
1	cf	96	MET	CG-SD-CE	-5.36	91.62	100.20
1	d6	117	TRP	CE2-CD2-CG	-5.36	103.01	107.30
1	dA	122	PRO	CA-C-N	5.36	132.12	117.10
1	dT	100	ARG	CG-CD-NE	-5.36	100.54	111.80
1	eK	164	TYR	CB-CG-CD1	-5.36	117.78	121.00
1	eT	129	ILE	CB-CA-C	-5.36	100.87	111.60
1	fe	119	THR	CA-CB-CG2	-5.36	104.89	112.40
1	fj	147	PRO	N-CD-CG	5.36	111.25	103.20
1	fF	171	THR	CA-C-O	5.36	131.36	120.10
1	c	164	TYR	CA-CB-CG	5.36	123.59	113.40
1	t	77	ALA	O-C-N	-5.36	114.12	122.70
1	w	145	TYR	CB-CG-CD2	5.36	124.22	121.00
1	gf	18	ARG	NH1-CZ-NH2	-5.36	113.50	119.40
1	ho	118	MET	CG-SD-CE	-5.36	91.62	100.20
1	i1	37	ILE	CB-CA-C	5.36	122.33	111.60
1	ji	105	ALA	O-C-N	-5.36	114.08	123.20
1	jQ	112	GLN	O-C-N	-5.36	114.12	122.70
1	k5	208	ALA	N-CA-CB	-5.36	102.59	110.10
1	21	42	ALA	N-CA-CB	-5.36	102.59	110.10
1	kq	105	ALA	CA-C-N	5.36	126.92	116.20
1	kr	110	THR	CA-CB-CG2	-5.36	104.89	112.40
1	2u	15	ILE	O-C-N	-5.36	114.12	122.70
1	2A	169	TYR	CB-CG-CD2	5.36	124.22	121.00
1	2G	13	GLN	N-CA-CB	5.36	120.25	110.60

Continued on next page...

Continued from previous page...

Mol	Chain	Res	Type	Atoms	Z	Observed(°)	Ideal(°)
1	3e	152	ASP	CB-CG-OD1	-5.36	113.47	118.30
1	3E	164	TYR	CZ-CE2-CD2	5.36	124.63	119.80
1	4F	212	GLU	OE1-CD-OE2	-5.36	116.86	123.30
1	4Y	97	ARG	NE-CZ-NH2	5.36	122.98	120.30
1	5k	184	TRP	CG-CD2-CE3	-5.36	129.07	133.90
1	6Z	182	LYS	O-C-N	-5.36	114.12	122.70
1	70	11	VAL	CG1-CB-CG2	5.36	119.48	110.90
1	7k	26	VAL	CA-CB-CG2	-5.36	102.86	110.90
1	7W	57	ASN	CA-CB-CG	-5.36	101.60	113.40
1	7Z	30	LYS	C-N-CA	5.36	135.10	121.70
1	81	169	TYR	CB-CG-CD1	-5.36	117.78	121.00
1	8g	69	LEU	CA-CB-CG	5.36	127.63	115.30
1	8K	200	THR	O-C-N	-5.36	114.12	122.70
1	9C	18	ARG	NE-CZ-NH2	-5.36	117.62	120.30
1	9N	83	LEU	O-C-N	5.36	131.28	122.70
1	aG	161	PHE	CB-CG-CD1	5.36	124.55	120.80
1	aU	130	TYR	CD1-CG-CD2	5.36	123.80	117.90
1	b7	166	ASP	CB-CG-OD2	-5.36	113.47	118.30
1	bn	98	GLU	OE1-CD-OE2	-5.36	116.87	123.30
1	bU	166	ASP	CB-CA-C	5.36	121.12	110.40
1	ev	96	MET	CG-SD-CE	-5.36	91.62	100.20
1	ey	162	ARG	CA-CB-CG	5.36	125.20	113.40
1	eU	114	GLN	O-C-N	-5.36	114.12	122.70
1	fD	161	PHE	CB-CG-CD2	-5.36	117.05	120.80
1	v	130	TYR	CB-CG-CD2	5.36	124.22	121.00
1	g9	59	VAL	CB-CA-C	5.36	121.58	111.40
1	gg	229	ARG	N-CA-CB	5.36	120.25	110.60
1	gw	154	ARG	NH1-CZ-NH2	-5.36	113.50	119.40
1	gN	16	SER	O-C-N	-5.36	110.92	121.10
1	hF	64	ALA	N-CA-CB	5.36	117.60	110.10
1	hF	167	ARG	NH1-CZ-NH2	5.36	125.30	119.40
1	hQ	50	GLN	O-C-N	-5.36	114.12	122.70
1	hR	52	LEU	CB-CG-CD2	-5.36	101.89	111.00
1	hX	117	TRP	NE1-CE2-CD2	5.36	112.66	107.30
1	i8	31	ALA	N-CA-CB	5.36	117.60	110.10
1	ir	26	VAL	CG1-CB-CG2	-5.36	102.32	110.90
1	it	145	TYR	CG-CD1-CE1	5.36	125.59	121.30
1	iu	179	GLN	CA-CB-CG	5.36	125.19	113.40
1	jB	18	ARG	NE-CZ-NH1	-5.36	117.62	120.30
1	jE	55	MET	O-C-N	-5.36	114.12	122.70
1	kk	184	TRP	CA-CB-CG	5.36	123.89	113.70
1	23	24	VAL	CA-CB-CG2	-5.36	102.86	110.90

Continued on next page...

Continued from previous page...

Mol	Chain	Res	Type	Atoms	Z	Observed(°)	Ideal(°)
1	kK	50	GLN	N-CA-C	5.36	125.47	111.00
1	kP	185	MET	CA-CB-CG	5.36	122.41	113.30
1	kV	204	ALA	CB-CA-C	5.36	118.14	110.10
1	lz	26	VAL	CA-CB-CG1	5.36	118.94	110.90
1	2l	166	ASP	CB-CG-OD1	-5.36	113.48	118.30
1	3m	86	VAL	C-N-CA	5.36	135.10	121.70
1	3B	71	GLU	OE1-CD-OE2	-5.36	116.87	123.30
1	3F	159	GLU	CG-CD-OE1	5.36	129.02	118.30
1	3Y	108	THR	CA-CB-OG1	5.36	120.26	109.00
1	4s	91	ILE	O-C-N	-5.36	114.12	122.70
1	50	22	ALA	O-C-N	-5.36	114.12	122.70
1	5q	96	MET	CG-SD-CE	-5.36	91.62	100.20
1	5H	188	THR	CA-CB-CG2	5.36	119.90	112.40
1	67	46	GLY	O-C-N	-5.36	114.12	122.70
1	6H	100	ARG	NE-CZ-NH2	-5.36	117.62	120.30
1	6T	107	THR	CA-CB-CG2	5.36	119.90	112.40
1	73	152	ASP	N-CA-CB	5.36	120.25	110.60
1	7B	100	ARG	NE-CZ-NH2	-5.36	117.62	120.30
1	8j	26	VAL	O-C-N	-5.36	114.12	122.70
1	8D	97	ARG	NE-CZ-NH2	-5.36	117.62	120.30
1	8V	88	ALA	N-CA-CB	-5.36	102.59	110.10
1	9i	23	TRP	CB-CG-CD1	-5.36	120.03	127.00
1	9O	86	VAL	CA-CB-CG2	-5.36	102.86	110.90
1	9P	166	ASP	CA-CB-CG	5.36	125.19	113.40
1	9X	100	ARG	CD-NE-CZ	5.36	131.10	123.60
1	Z	56	LEU	O-C-N	-5.36	114.12	122.70
1	ac	14	ALA	N-CA-CB	-5.36	102.60	110.10
1	ar	215	MET	CG-SD-CE	-5.36	91.62	100.20
1	aN	161	PHE	CB-CG-CD1	-5.36	117.05	120.80
1	b3	103	ASP	CB-CG-OD2	-5.36	113.48	118.30
1	cD	130	TYR	CG-CD2-CE2	-5.36	117.01	121.30
1	cM	154	ARG	NH1-CZ-NH2	-5.36	113.50	119.40
1	cP	213	GLU	O-C-N	-5.36	114.12	122.70
1	cX	173	ARG	NE-CZ-NH1	5.36	122.98	120.30
1	d1	181	VAL	CG1-CB-CG2	-5.36	102.32	110.90
1	dC	221	VAL	CG1-CB-CG2	-5.36	102.32	110.90
1	dY	166	ASP	CB-CG-OD2	-5.36	113.48	118.30
1	e0	152	ASP	CB-CG-OD2	5.36	123.12	118.30
1	e4	148	THR	CA-CB-CG2	-5.36	104.89	112.40
1	e5	169	TYR	CB-CG-CD2	-5.36	117.78	121.00
1	1p	214	MET	CG-SD-CE	-5.36	91.62	100.20
1	1s	71	GLU	OE1-CD-OE2	-5.36	116.87	123.30

Continued on next page...

Continued from previous page...

Mol	Chain	Res	Type	Atoms	Z	Observed(°)	Ideal(°)
1	eO	133	TRP	CB-CG-CD2	-5.36	119.63	126.60
1	fp	159	GLU	CA-C-O	-5.36	108.84	120.10
1	ft	173	ARG	NE-CZ-NH2	-5.36	117.62	120.30
1	p	65	ALA	CB-CA-C	-5.36	102.06	110.10
1	G	23	TRP	CE2-CD2-CG	-5.36	103.01	107.30
1	N	109	SER	O-C-N	-5.36	114.12	122.70
1	gk	29	GLU	OE1-CD-OE2	-5.36	116.87	123.30
1	gr	162	ARG	NE-CZ-NH2	-5.36	117.62	120.30
1	hb	65	ALA	CB-CA-C	5.36	118.14	110.10
1	lI	54	THR	N-CA-CB	5.36	120.48	110.30
1	hA	40	PHE	CG-CD2-CE2	-5.36	114.91	120.80
1	hK	11	VAL	CG1-CB-CG2	5.36	119.47	110.90
1	iw	192	GLN	N-CA-CB	5.36	120.25	110.60
1	iQ	229	ARG	CD-NE-CZ	5.36	131.10	123.60
1	lS	169	TYR	CB-CG-CD2	-5.36	117.78	121.00
1	iY	36	VAL	CA-CB-CG2	-5.36	102.86	110.90
1	jP	110	THR	O-C-N	-5.36	114.12	122.70
1	kf	207	PRO	CA-N-CD	-5.36	104.00	111.50
1	l3	76	GLU	CG-CD-OE2	5.36	129.02	118.30
1	l4	152	ASP	CB-CG-OD1	5.36	123.12	118.30
1	ld	30	LYS	N-CA-CB	-5.36	100.95	110.60
1	2v	162	ARG	NH1-CZ-NH2	-5.36	113.50	119.40
1	33	130	TYR	CB-CG-CD2	-5.36	117.78	121.00
1	3n	73	ILE	CA-CB-CG1	5.36	121.18	111.00
1	3r	148	THR	O-C-N	-5.36	114.13	122.70
1	3N	161	PHE	CB-CA-C	5.36	121.12	110.40
1	45	146	SER	N-CA-CB	-5.36	102.46	110.50
1	4V	167	ARG	C-N-CA	5.36	135.10	121.70
1	51	59	VAL	CG1-CB-CG2	-5.36	102.33	110.90
1	5z	51	ASP	C-N-CA	5.36	135.10	121.70
1	6B	97	ARG	NH1-CZ-NH2	-5.36	113.50	119.40
1	7q	154	ARG	CG-CD-NE	-5.36	100.55	111.80
1	7y	177	ALA	N-CA-CB	5.36	117.60	110.10
1	7G	97	ARG	N-CA-CB	5.36	120.25	110.60
1	8b	194	ALA	CB-CA-C	5.36	118.14	110.10
1	9k	162	ARG	CA-C-N	5.36	128.99	117.20
1	9F	113	GLU	O-C-N	-5.36	114.13	122.70
1	aP	191	VAL	CA-CB-CG2	-5.36	102.86	110.90
1	bO	187	GLU	CA-CB-CG	5.36	125.19	113.40
1	eo	117	TRP	CB-CG-CD1	-5.36	120.03	127.00
1	lz	209	ALA	N-CA-CB	-5.36	102.60	110.10
1	t	186	THR	O-C-N	-5.36	114.12	122.70

Continued on next page...

Continued from previous page...

Mol	Chain	Res	Type	Atoms	Z	Observed(°)	Ideal(°)
1	A	145	TYR	CB-CG-CD1	-5.36	117.78	121.00
1	9	110	THR	O-C-N	-5.36	114.13	122.70
1	1C	32	PHE	O-C-N	-5.36	114.13	122.70
1	gA	18	ARG	CG-CD-NE	-5.36	100.55	111.80
1	gU	217	ALA	N-CA-CB	-5.36	102.60	110.10
1	gW	214	MET	CG-SD-CE	-5.36	91.63	100.20
1	h3	39	MET	CA-CB-CG	5.36	122.41	113.30
1	hi	53	ASN	CB-CG-OD1	-5.36	110.89	121.60
1	hm	167	ARG	NE-CZ-NH1	5.36	122.98	120.30
1	hp	166	ASP	CB-CG-OD1	5.36	123.12	118.30
1	1J	82	ARG	NE-CZ-NH2	-5.36	117.62	120.30
1	hv	173	ARG	CG-CD-NE	-5.36	100.55	111.80
1	hy	152	ASP	O-C-N	-5.36	114.13	122.70
1	ib	229	ARG	CD-NE-CZ	5.36	131.10	123.60
1	iz	136	LEU	CB-CG-CD1	5.36	120.11	111.00
1	ji	100	ARG	NE-CZ-NH2	-5.36	117.62	120.30
1	kd	82	ARG	NE-CZ-NH1	-5.36	117.62	120.30
1	kg	97	ARG	NE-CZ-NH2	5.36	122.98	120.30
1	kt	103	ASP	CB-CG-OD2	-5.36	113.48	118.30
1	22	100	ARG	NE-CZ-NH2	-5.36	117.62	120.30
1	kJ	169	TYR	CD1-CE1-CZ	5.36	124.62	119.80
1	kN	174	ALA	N-CA-CB	-5.36	102.60	110.10
1	lv	36	VAL	CA-CB-CG1	5.36	118.94	110.90
1	2E	63	GLN	CB-CA-C	-5.36	99.69	110.40
1	2R	39	MET	CA-CB-CG	5.36	122.41	113.30
1	3N	230	VAL	CA-CB-CG2	-5.36	102.86	110.90
1	40	93	PRO	C-N-CA	5.36	133.55	122.30
1	43	154	ARG	CD-NE-CZ	5.36	131.10	123.60
1	4d	164	TYR	CB-CG-CD1	5.36	124.21	121.00
1	5i	110	THR	CA-CB-CG2	-5.36	104.90	112.40
1	6i	67	GLN	N-CA-CB	5.36	120.24	110.60
1	7w	101	GLY	CA-C-O	5.36	130.24	120.60
1	81	100	ARG	NE-CZ-NH2	5.36	122.98	120.30
1	8m	23	TRP	CB-CG-CD1	-5.36	120.03	127.00
1	8G	28	GLU	CA-CB-CG	5.36	125.19	113.40
1	9l	23	TRP	CE3-CZ3-CH2	-5.36	115.31	121.20
1	9E	154	ARG	NE-CZ-NH1	5.36	122.98	120.30
1	9K	48	THR	CA-CB-CG2	-5.36	104.90	112.40
1	an	126	VAL	CG1-CB-CG2	5.36	119.47	110.90
1	aF	58	THR	CA-CB-CG2	5.36	119.90	112.40
1	aU	58	THR	N-CA-CB	5.36	120.48	110.30
1	b2	145	TYR	CD1-CG-CD2	5.36	123.79	117.90

Continued on next page...

Continued from previous page...

Mol	Chain	Res	Type	Atoms	Z	Observed(°)	Ideal(°)
1	bE	24	VAL	CG1-CB-CG2	-5.36	102.33	110.90
1	ca	56	LEU	O-C-N	-5.36	114.13	122.70
1	cd	7	GLN	N-CA-CB	5.36	120.25	110.60
1	cR	204	ALA	N-CA-CB	-5.36	102.60	110.10
1	da	152	ASP	CB-CG-OD2	5.36	123.12	118.30
1	f4	76	GLU	OE1-CD-OE2	-5.36	116.87	123.30
1	fF	132	ARG	CG-CD-NE	-5.36	100.55	111.80
1	fZ	162	ARG	NE-CZ-NH2	5.36	122.98	120.30
1	j	92	GLU	OE1-CD-OE2	5.36	129.73	123.30
1	ge	165	VAL	CG1-CB-CG2	5.36	119.47	110.90
1	gO	184	TRP	CB-CG-CD1	-5.36	120.04	127.00
1	hh	181	VAL	CG1-CB-CG2	-5.36	102.33	110.90
1	hi	111	LEU	CB-CG-CD2	-5.36	101.89	111.00
1	hC	93	PRO	N-CA-CB	5.36	109.73	103.30
1	iv	184	TRP	CZ3-CH2-CZ2	-5.36	115.17	121.60
1	iG	40	PHE	O-C-N	-5.36	114.13	122.70
1	j1	46	GLY	O-C-N	5.36	131.27	122.70
1	j7	97	ARG	NH1-CZ-NH2	-5.36	113.51	119.40
1	j7	165	VAL	CA-CB-CG2	-5.36	102.87	110.90
1	ji	117	TRP	CD1-CG-CD2	-5.36	102.02	106.30
1	jF	199	LYS	N-CA-CB	5.36	120.24	110.60
1	jR	80	TRP	CB-CG-CD1	-5.36	120.04	127.00
1	kI	229	ARG	NH1-CZ-NH2	-5.36	113.51	119.40
1	l0	200	THR	O-C-N	-5.36	114.13	122.70
1	lw	130	TYR	CB-CG-CD1	-5.36	117.79	121.00
1	2f	26	VAL	CA-CB-CG1	5.36	118.93	110.90
1	2r	66	MET	O-C-N	-5.36	114.13	122.70
1	3o	210	THR	N-CA-CB	5.36	120.48	110.30
1	3r	30	LYS	C-N-CA	5.36	135.09	121.70
1	3V	197	ASP	CB-CG-OD1	5.36	123.12	118.30
1	4B	106	GLY	O-C-N	-5.36	114.13	122.70
1	4Z	23	TRP	CZ3-CH2-CZ2	-5.36	115.17	121.60
1	5o	57	ASN	CB-CA-C	5.36	121.11	110.40
1	5v	154	ARG	CG-CD-NE	-5.36	100.56	111.80
1	5Q	121	ASN	CB-CA-C	-5.36	99.69	110.40
1	5S	80	TRP	CD1-CG-CD2	-5.36	102.02	106.30
1	6u	97	ARG	NH1-CZ-NH2	-5.36	113.51	119.40
1	6A	163	ASP	CB-CG-OD2	5.36	123.12	118.30
1	6C	174	ALA	O-C-N	-5.36	114.13	122.70
1	6K	167	ARG	NE-CZ-NH1	5.36	122.98	120.30
1	6V	231	LEU	CB-CG-CD2	-5.36	101.90	111.00
1	7v	139	ASN	O-C-N	-5.36	114.13	122.70

Continued on next page...

Continued from previous page...

Mol	Chain	Res	Type	Atoms	Z	Observed(°)	Ideal(°)
1	7x	172	LEU	O-C-N	-5.36	114.13	122.70
1	8q	31	ALA	CB-CA-C	5.36	118.13	110.10
1	8G	119	THR	N-CA-CB	5.36	120.47	110.30
1	8R	133	TRP	CE3-CZ3-CH2	5.36	127.09	121.20
1	9g	27	VAL	CG1-CB-CG2	-5.36	102.33	110.90
1	9z	161	PHE	CB-CG-CD2	-5.36	117.05	120.80
1	a5	84	HIS	CA-CB-CG	-5.36	104.50	113.60
1	a6	23	TRP	CD1-CG-CD2	5.36	110.58	106.30
1	a9	85	PRO	N-CA-CB	5.36	109.73	103.30
1	aC	124	ILE	N-CA-CB	5.36	123.12	110.80
1	bf	184	TRP	CH2-CZ2-CE2	-5.36	112.05	117.40
1	bB	117	TRP	CZ3-CH2-CZ2	-5.36	115.17	121.60
1	c7	154	ARG	NE-CZ-NH2	5.36	122.98	120.30
1	c9	66	MET	CA-CB-CG	5.36	122.40	113.30
1	cv	162	ARG	NH1-CZ-NH2	-5.36	113.51	119.40
1	cP	171	THR	O-C-N	-5.36	114.13	122.70
1	cS	105	ALA	O-C-N	-5.36	114.09	123.20
1	d4	47	ALA	CB-CA-C	5.36	118.13	110.10
1	d4	164	TYR	CE1-CZ-CE2	5.36	128.37	119.80
1	e3	184	TRP	CH2-CZ2-CE2	5.36	122.75	117.40
1	en	45	GLU	C-N-CA	5.36	133.55	122.30
1	eu	62	HIS	CA-CB-CG	5.36	122.70	113.60
1	eD	229	ARG	CG-CD-NE	-5.36	100.56	111.80
1	eL	83	LEU	O-C-N	-5.36	114.13	122.70
1	eN	56	LEU	CB-CA-C	-5.36	100.03	110.20
1	eO	169	TYR	CB-CG-CD1	-5.36	117.79	121.00
1	fa	11	VAL	CA-CB-CG2	5.36	118.93	110.90
1	fu	50	GLN	CA-CB-CG	5.36	125.18	113.40
1	fy	82	ARG	NE-CZ-NH2	5.36	122.98	120.30
1	lz	103	ASP	CB-CG-OD1	-5.36	113.48	118.30
1	g4	48	THR	CA-CB-CG2	5.36	119.90	112.40
1	8	69	LEU	CB-CA-C	5.36	120.38	110.20
1	g9	75	GLU	N-CA-CB	5.35	120.24	110.60
1	1G	63	GLN	CB-CA-C	5.35	121.11	110.40
1	gW	229	ARG	NH1-CZ-NH2	-5.35	113.51	119.40
1	hu	80	TRP	CB-CG-CD1	-5.35	120.04	127.00
1	iB	10	MET	CG-SD-CE	-5.35	91.63	100.20
1	iO	59	VAL	O-C-N	-5.35	114.10	123.20
1	1V	78	ALA	CB-CA-C	-5.35	102.07	110.10
1	ju	51	ASP	CB-CG-OD1	5.35	123.12	118.30
1	k1	169	TYR	CG-CD2-CE2	5.35	125.58	121.30
1	kq	184	TRP	CB-CA-C	5.35	121.11	110.40

Continued on next page...

Continued from previous page...

Mol	Chain	Res	Type	Atoms	Z	Observed(°)	Ideal(°)
1	kF	229	ARG	N-CA-CB	5.35	120.24	110.60
1	kK	32	PHE	CB-CG-CD1	-5.35	117.05	120.80
1	kX	22	ALA	CB-CA-C	5.35	118.13	110.10
1	lM	117	TRP	CE3-CZ3-CH2	-5.35	115.31	121.20
1	2O	166	ASP	CB-CG-OD2	-5.35	113.48	118.30
1	4h	191	VAL	CG1-CB-CG2	-5.35	102.33	110.90
1	5w	29	GLU	OE1-CD-OE2	-5.35	116.88	123.30
1	5L	132	ARG	NH1-CZ-NH2	-5.35	113.51	119.40
1	6y	23	TRP	CA-CB-CG	5.35	123.87	113.70
1	6H	29	GLU	O-C-N	-5.35	114.13	122.70
1	6R	64	ALA	N-CA-CB	5.35	117.60	110.10
1	7Q	110	THR	CA-CB-CG2	-5.35	104.91	112.40
1	8Q	210	THR	N-CA-CB	5.35	120.47	110.30
1	92	143	ARG	NH1-CZ-NH2	-5.35	113.51	119.40
1	9x	130	TYR	CB-CA-C	5.35	121.11	110.40
1	9K	113	GLU	OE1-CD-OE2	5.35	129.72	123.30
1	ak	109	SER	O-C-N	-5.35	114.13	122.70
1	aR	132	ARG	NH1-CZ-NH2	-5.35	113.51	119.40
1	aX	133	TRP	CG-CD1-NE1	-5.35	104.75	110.10
1	18	164	TYR	CB-CG-CD2	-5.35	117.79	121.00
1	bB	130	TYR	CB-CG-CD2	-5.35	117.79	121.00
1	bL	164	TYR	CG-CD1-CE1	-5.35	117.02	121.30
1	c5	104	ILE	O-C-N	-5.35	114.13	122.70
1	cA	177	ALA	O-C-N	-5.35	114.13	122.70
1	cM	39	MET	O-C-N	5.35	131.27	122.70
1	d2	80	TRP	CE3-CZ3-CH2	-5.35	115.31	121.20
1	dJ	189	LEU	N-CA-CB	-5.35	99.69	110.40
1	eh	173	ARG	NE-CZ-NH2	-5.35	117.62	120.30
1	ei	142	VAL	CG1-CB-CG2	-5.35	102.33	110.90
1	fi	177	ALA	N-CA-C	5.35	125.46	111.00
1	fC	154	ARG	NH1-CZ-NH2	-5.35	113.51	119.40
1	J	97	ARG	NE-CZ-NH1	5.35	122.98	120.30
1	L	148	THR	CA-CB-OG1	5.35	120.24	109.00
1	gf	2	ILE	N-CA-CB	5.35	123.11	110.80
1	h6	133	TRP	CH2-CZ2-CE2	-5.35	112.05	117.40
1	h8	44	SER	CB-CA-C	-5.35	99.93	110.10
1	hh	20	LEU	CB-CG-CD2	5.35	120.10	111.00
1	hF	11	VAL	O-C-N	-5.35	114.14	122.70
1	hP	69	LEU	CB-CA-C	5.35	120.37	110.20
1	hU	112	GLN	CB-CA-C	-5.35	99.70	110.40
1	hZ	117	TRP	CD1-CG-CD2	5.35	110.58	106.30
1	ir	221	VAL	CA-CB-CG1	-5.35	102.87	110.90

Continued on next page...

Continued from previous page...

Mol	Chain	Res	Type	Atoms	Z	Observed(°)	Ideal(°)
1	is	9	GLN	CA-CB-CG	5.35	125.17	113.40
1	it	103	ASP	CB-CG-OD2	-5.35	113.48	118.30
1	iO	117	TRP	CE2-CD2-CG	-5.35	103.02	107.30
1	iO	169	TYR	CD1-CG-CD2	5.35	123.79	117.90
1	je	191	VAL	CG1-CB-CG2	-5.35	102.34	110.90
1	k3	80	TRP	CG-CD1-NE1	-5.35	104.75	110.10
1	k6	117	TRP	CE2-CD2-CG	-5.35	103.02	107.30
1	l7	117	TRP	CE2-CD2-CG	-5.35	103.02	107.30
1	lv	23	TRP	CE3-CZ3-CH2	5.35	127.09	121.20
1	lD	224	PRO	N-CA-C	5.35	126.02	112.10
1	2e	162	ARG	NH1-CZ-NH2	-5.35	113.51	119.40
1	2z	165	VAL	CA-CB-CG1	5.35	118.93	110.90
1	2O	133	TRP	CH2-CZ2-CE2	5.35	122.75	117.40
1	2X	173	ARG	CD-NE-CZ	5.35	131.09	123.60
1	4l	122	PRO	N-CD-CG	5.35	111.23	103.20
1	4k	152	ASP	CB-CA-C	5.35	121.11	110.40
1	4u	170	LYS	O-C-N	-5.35	114.14	122.70
1	50	55	MET	CG-SD-CE	-5.35	91.64	100.20
1	5D	51	ASP	CB-CG-OD1	-5.35	113.48	118.30
1	5R	214	MET	CG-SD-CE	-5.35	91.64	100.20
1	6H	189	LEU	CB-CG-CD1	5.35	120.10	111.00
1	78	81	ASP	CB-CG-OD2	5.35	123.12	118.30
1	7h	132	ARG	NH1-CZ-NH2	-5.35	113.51	119.40
1	7t	62	HIS	O-C-N	-5.35	114.13	122.70
1	7S	229	ARG	NE-CZ-NH2	5.35	122.98	120.30
1	8j	63	GLN	O-C-N	-5.35	114.13	122.70
1	8C	186	THR	CA-CB-CG2	-5.35	104.91	112.40
1	8P	136	LEU	CA-C-O	5.35	131.34	120.10
1	98	11	VAL	N-CA-CB	5.35	123.28	111.50
1	9r	197	ASP	CB-CA-C	-5.35	99.70	110.40
1	9M	114	GLN	O-C-N	-5.35	114.14	122.70
1	9W	218	CYS	CA-CB-SG	-5.35	104.36	114.00
1	12	164	TYR	O-C-N	-5.35	114.14	122.70
1	aG	132	ARG	NH1-CZ-NH2	-5.35	113.51	119.40
1	bk	203	LYS	O-C-N	-5.35	114.14	122.70
1	19	111	LEU	O-C-N	-5.35	114.14	122.70
1	bU	198	CYS	N-CA-CB	5.35	120.23	110.60
1	bY	108	THR	N-CA-CB	5.35	120.47	110.30
1	ca	82	ARG	NE-CZ-NH2	-5.35	117.62	120.30
1	cw	173	ARG	NE-CZ-NH2	-5.35	117.62	120.30
1	cE	192	GLN	O-C-N	5.35	131.26	122.70
1	cJ	126	VAL	CB-CA-C	-5.35	101.23	111.40

Continued on next page...

Continued from previous page...

Mol	Chain	Res	Type	Atoms	Z	Observed(°)	Ideal(°)
1	dA	169	TYR	CD1-CG-CD2	-5.35	112.01	117.90
1	dO	154	ARG	NE-CZ-NH2	-5.35	117.62	120.30
1	dO	161	PHE	CB-CG-CD2	5.35	124.55	120.80
1	e0	48	THR	N-CA-CB	5.35	120.47	110.30
1	e2	147	PRO	N-CD-CG	5.35	111.23	103.20
1	eC	170	LYS	O-C-N	-5.35	114.14	122.70
1	1t	205	LEU	O-C-N	-5.35	114.10	123.20
1	eS	174	ALA	CB-CA-C	5.35	118.13	110.10
1	fF	110	THR	N-CA-CB	5.35	120.47	110.30
1	fX	146	SER	N-CA-CB	5.35	118.53	110.50
1	g2	221	VAL	C-N-CA	5.35	133.54	122.30
1	v	143	ARG	NE-CZ-NH1	-5.35	117.62	120.30
1	P	126	VAL	CG1-CB-CG2	-5.35	102.33	110.90
1	go	139	ASN	CA-CB-CG	-5.35	101.63	113.40
1	gF	108	THR	CA-CB-CG2	-5.35	104.91	112.40
1	gW	145	TYR	CZ-CE2-CD2	-5.35	114.98	119.80
1	hh	143	ARG	NE-CZ-NH2	-5.35	117.62	120.30
1	hI	79	GLU	OE1-CD-OE2	-5.35	116.88	123.30
1	id	35	GLU	N-CA-CB	5.35	120.23	110.60
1	ii	190	LEU	CB-CG-CD2	5.35	120.10	111.00
1	iG	130	TYR	CB-CG-CD2	-5.35	117.79	121.00
1	j1	179	GLN	N-CA-C	5.35	125.45	111.00
1	j3	127	GLY	O-C-N	-5.35	114.14	122.70
1	kB	204	ALA	N-CA-CB	-5.35	102.61	110.10
1	kV	91	ILE	CA-CB-CG1	5.35	121.17	111.00
1	lB	162	ARG	NH1-CZ-NH2	-5.35	113.51	119.40
1	2p	55	MET	N-CA-CB	-5.35	100.97	110.60
1	2D	229	ARG	NE-CZ-NH1	5.35	122.98	120.30
1	2T	23	TRP	CB-CG-CD1	-5.35	120.04	127.00
1	3I	129	ILE	O-C-N	-5.35	114.14	122.70
1	3Q	109	SER	N-CA-CB	5.35	118.53	110.50
1	5s	81	ASP	CB-CG-OD1	5.35	123.12	118.30
1	5X	135	ILE	O-C-N	-5.35	114.14	122.70
1	6Q	15	ILE	CB-CA-C	5.35	122.30	111.60
1	8W	132	ARG	NH1-CZ-NH2	5.35	125.29	119.40
1	9o	62	HIS	CA-CB-CG	-5.35	104.50	113.60
1	9N	41	SER	CB-CA-C	5.35	120.27	110.10
1	aU	34	PRO	N-CA-C	5.35	126.01	112.10
1	bp	9	GLN	C-N-CA	5.35	135.08	121.70
1	cY	169	TYR	CB-CG-CD1	-5.35	117.79	121.00
1	li	212	GLU	OE1-CD-OE2	-5.35	116.88	123.30
1	do	43	LEU	O-C-N	-5.35	114.14	122.70

Continued on next page...

Continued from previous page...

Mol	Chain	Res	Type	Atoms	Z	Observed(°)	Ideal(°)
1	dI	154	ARG	NE-CZ-NH2	5.35	122.97	120.30
1	f4	164	TYR	CZ-CE2-CD2	5.35	124.62	119.80
1	fl	68	MET	CG-SD-CE	-5.35	91.64	100.20
1	fp	11	VAL	CA-CB-CG1	5.35	118.93	110.90
1	p	130	TYR	CB-CG-CD1	-5.35	117.79	121.00
1	D	105	ALA	CB-CA-C	5.35	118.13	110.10
1	gy	6	LEU	CB-CG-CD1	-5.35	101.91	111.00
1	hu	190	LEU	CB-CG-CD1	5.35	120.09	111.00
1	hL	76	GLU	OE1-CD-OE2	-5.35	116.88	123.30
1	iq	112	GLN	CA-CB-CG	5.35	125.17	113.40
1	iu	20	LEU	CB-CG-CD2	5.35	120.09	111.00
1	iy	75	GLU	O-C-N	-5.35	114.14	122.70
1	jt	164	TYR	CZ-CE2-CD2	-5.35	114.99	119.80
1	jt	194	ALA	N-CA-CB	-5.35	102.61	110.10
1	jZ	117	TRP	CE3-CZ3-CH2	-5.35	115.31	121.20
1	kF	63	GLN	O-C-N	-5.35	114.14	122.70
1	l0	165	VAL	O-C-N	-5.35	114.14	122.70
1	lg	74	ASN	O-C-N	-5.35	114.14	122.70
1	lF	168	PHE	N-CA-CB	-5.35	100.97	110.60
1	lK	103	ASP	CB-CG-OD2	-5.35	113.49	118.30
1	2i	130	TYR	CB-CG-CD2	5.35	124.21	121.00
1	3b	133	TRP	CD2-CE2-CZ2	-5.35	115.88	122.30
1	4i	64	ALA	N-CA-CB	5.35	117.59	110.10
1	4P	99	PRO	N-CD-CG	5.35	111.22	103.20
1	55	214	MET	CG-SD-CE	5.35	108.76	100.20
1	5v	118	MET	CG-SD-CE	-5.35	91.64	100.20
1	68	1	PRO	CB-CA-C	5.35	125.38	112.00
1	6p	79	GLU	C-N-CA	5.35	135.07	121.70
1	7h	35	GLU	OE1-CD-OE2	-5.35	116.88	123.30
1	7z	229	ARG	NH1-CZ-NH2	-5.35	113.52	119.40
1	7D	143	ARG	CG-CD-NE	-5.35	100.57	111.80
1	7W	109	SER	O-C-N	-5.35	114.14	122.70
1	8j	7	GLN	O-C-N	-5.35	114.11	123.20
1	8j	161	PHE	CB-CG-CD1	-5.35	117.06	120.80
1	93	35	GLU	O-C-N	-5.35	114.14	122.70
1	9k	228	ALA	N-CA-CB	-5.35	102.61	110.10
1	a0	168	PHE	CB-CG-CD2	-5.35	117.06	120.80
1	a6	75	GLU	OE1-CD-OE2	-5.35	116.88	123.30
1	af	100	ARG	CD-NE-CZ	-5.35	116.11	123.60
1	al	77	ALA	CB-CA-C	-5.35	102.07	110.10
1	aX	226	HIS	CA-CB-CG	5.35	122.69	113.60
1	b0	162	ARG	NH1-CZ-NH2	-5.35	113.52	119.40

Continued on next page...

Continued from previous page...

Mol	Chain	Res	Type	Atoms	Z	Observed(°)	Ideal(°)
1	bA	142	VAL	CA-CB-CG2	-5.35	102.88	110.90
1	bF	145	TYR	CG-CD1-CE1	5.35	125.58	121.30
1	bK	164	TYR	CZ-CE2-CD2	-5.35	114.98	119.80
1	ch	206	GLY	O-C-N	-5.35	110.94	121.10
1	cl	133	TRP	CA-CB-CG	5.35	123.86	113.70
1	cH	210	THR	O-C-N	-5.35	114.14	122.70
1	cX	83	LEU	CB-CG-CD1	5.35	120.09	111.00
1	dh	92	GLU	OE1-CD-OE2	-5.35	116.88	123.30
1	dv	168	PHE	CB-CG-CD1	5.35	124.54	120.80
1	dC	137	GLY	C-N-CA	5.35	135.07	121.70
1	eB	163	ASP	CB-CG-OD1	5.35	123.11	118.30
1	fU	145	TYR	CD1-CE1-CZ	5.35	124.61	119.80
1	fY	117	TRP	CE2-CD2-CE3	5.35	125.12	118.70
1	m	151	LEU	CB-CG-CD1	5.35	120.09	111.00
1	M	184	TRP	CB-CG-CD1	5.35	133.95	127.00
1	8	202	LEU	CB-CG-CD1	5.35	120.09	111.00
1	hk	207	PRO	N-CD-CG	5.35	111.22	103.20
1	ij	54	THR	CA-CB-CG2	-5.35	104.92	112.40
1	iz	230	VAL	O-C-N	-5.35	114.14	122.70
1	j9	97	ARG	NE-CZ-NH1	5.35	122.97	120.30
1	1W	172	LEU	CB-CA-C	5.35	120.36	110.20
1	jY	105	ALA	N-CA-CB	5.35	117.59	110.10
1	k0	152	ASP	N-CA-CB	-5.35	100.97	110.60
1	kf	31	ALA	O-C-N	-5.35	114.15	122.70
1	kX	231	LEU	CB-CG-CD2	-5.35	101.91	111.00
1	l6	3	VAL	CA-CB-CG1	5.35	118.92	110.90
1	lL	97	ARG	NE-CZ-NH2	-5.35	117.63	120.30
1	2e	130	TYR	CG-CD2-CE2	-5.35	117.02	121.30
1	3a	110	THR	CA-CB-OG1	5.35	120.23	109.00
1	3k	184	TRP	CB-CG-CD1	-5.35	120.05	127.00
1	3n	121	ASN	N-CA-CB	-5.35	100.97	110.60
1	3p	176	GLN	N-CA-C	5.35	125.44	111.00
1	3C	67	GLN	O-C-N	-5.35	114.14	122.70
1	3N	26	VAL	CA-CB-CG1	5.35	118.92	110.90
1	5e	142	VAL	CA-CB-CG1	5.35	118.92	110.90
1	5z	24	VAL	CA-CB-CG1	5.35	118.92	110.90
1	5Q	7	GLN	CB-CG-CD	5.35	125.50	111.60
1	5S	191	VAL	CA-CB-CG1	5.35	118.92	110.90
1	5V	66	MET	CG-SD-CE	-5.35	91.64	100.20
1	66	80	TRP	CB-CG-CD2	5.35	133.55	126.60
1	6a	80	TRP	CE2-CD2-CG	-5.35	103.02	107.30
1	6I	32	PHE	CB-CG-CD2	5.35	124.54	120.80

Continued on next page...

Continued from previous page...

Mol	Chain	Res	Type	Atoms	Z	Observed(°)	Ideal(°)
1	7f	205	LEU	CB-CG-CD1	5.35	120.09	111.00
1	7i	206	GLY	CA-C-O	-5.35	110.97	120.60
1	8a	221	VAL	CA-CB-CG1	5.35	118.92	110.90
1	8Q	212	GLU	OE1-CD-OE2	-5.35	116.88	123.30
1	8Z	163	ASP	CB-CG-OD1	-5.35	113.49	118.30
1	9C	144	MET	N-CA-CB	-5.35	100.97	110.60
1	al	3	VAL	CG1-CB-CG2	5.35	119.45	110.90
1	aV	105	ALA	CB-CA-C	-5.35	102.08	110.10
1	b1	115	ILE	O-C-N	-5.35	114.11	123.20
1	ba	23	TRP	CD1-CG-CD2	-5.35	102.02	106.30
1	bf	225	GLY	C-N-CA	5.35	135.07	121.70
1	c5	216	THR	CA-CB-OG1	5.35	120.23	109.00
1	1c	108	THR	CA-CB-CG2	-5.35	104.91	112.40
1	ct	164	TYR	CB-CG-CD1	5.35	124.21	121.00
1	do	14	ALA	CB-CA-C	-5.35	102.08	110.10
1	dr	185	MET	CG-SD-CE	-5.35	91.64	100.20
1	1l	196	PRO	N-CD-CG	5.35	111.22	103.20
1	eS	86	VAL	CG1-CB-CG2	-5.35	102.34	110.90
1	eW	163	ASP	CB-CG-OD1	5.35	123.11	118.30
1	f4	161	PHE	CB-CG-CD2	-5.35	117.06	120.80
1	fP	161	PHE	CB-CA-C	-5.35	99.70	110.40
1	P	22	ALA	N-CA-CB	-5.35	102.61	110.10
1	gG	202	LEU	O-C-N	-5.35	114.15	122.70
1	hc	103	ASP	CB-CG-OD1	5.35	123.11	118.30
1	hX	133	TRP	CZ3-CH2-CZ2	-5.35	115.19	121.60
1	1U	167	ARG	NE-CZ-NH2	-5.35	117.63	120.30
1	jg	3	VAL	O-C-N	-5.35	114.15	122.70
1	jw	164	TYR	CD1-CG-CD2	5.35	123.78	117.90
1	k4	202	LEU	CB-CG-CD1	-5.35	101.91	111.00
1	kf	40	PHE	CB-CG-CD2	-5.35	117.06	120.80
1	kl	22	ALA	N-CA-CB	-5.35	102.61	110.10
1	km	55	MET	CG-SD-CE	-5.35	91.65	100.20
1	kM	145	TYR	CB-CG-CD2	-5.35	117.79	121.00
1	lw	69	LEU	CB-CG-CD2	5.35	120.09	111.00
1	2D	145	TYR	CZ-CE2-CD2	5.35	124.61	119.80
1	3X	81	ASP	CA-C-N	5.35	128.96	117.20
1	42	40	PHE	CG-CD1-CE1	5.35	126.68	120.80
1	6y	86	VAL	CA-CB-CG1	5.35	118.92	110.90
1	6J	23	TRP	CE2-CD2-CG	-5.35	103.02	107.30
1	6O	161	PHE	CB-CG-CD1	-5.35	117.06	120.80
1	8X	40	PHE	CB-CG-CD1	5.35	124.54	120.80
1	9s	42	ALA	CB-CA-C	5.35	118.12	110.10

Continued on next page...

Continued from previous page...

Mol	Chain	Res	Type	Atoms	Z	Observed(°)	Ideal(°)
1	9G	80	TRP	CB-CG-CD1	5.35	133.95	127.00
1	ag	107	THR	CA-CB-CG2	5.35	119.89	112.40
1	aS	130	TYR	CB-CA-C	5.35	121.09	110.40
1	aV	169	TYR	CD1-CE1-CZ	5.35	124.61	119.80
1	bB	130	TYR	CB-CG-CD1	5.35	124.21	121.00
1	c9	228	ALA	N-CA-CB	-5.35	102.62	110.10
1	cm	55	MET	N-CA-CB	5.35	120.22	110.60
1	cC	75	GLU	CB-CA-C	5.35	121.09	110.40
1	dB	145	TYR	CD1-CG-CD2	5.35	123.78	117.90
1	dS	138	LEU	CB-CG-CD2	5.35	120.09	111.00
1	e0	102	SER	C-N-CA	5.35	135.07	121.70
1	ed	132	ARG	NE-CZ-NH1	-5.35	117.63	120.30
1	ei	105	ALA	N-CA-CB	5.35	117.58	110.10
1	fl	108	THR	CA-CB-CG2	-5.35	104.92	112.40
1	gg	24	VAL	CA-CB-CG1	5.34	118.92	110.90
1	hO	82	ARG	NE-CZ-NH1	5.34	122.97	120.30
1	i9	24	VAL	CA-CB-CG2	-5.34	102.88	110.90
1	iI	100	ARG	CD-NE-CZ	5.34	131.08	123.60
1	j2	126	VAL	CA-C-N	5.34	126.89	116.20
1	j8	43	LEU	CB-CG-CD1	-5.34	101.91	111.00
1	kg	36	VAL	CA-CB-CG2	-5.34	102.88	110.90
1	k5	196	PRO	CA-N-CD	-5.34	104.02	111.50
1	k7	157	PRO	O-C-N	-5.34	114.15	122.70
1	k8	151	LEU	CB-CG-CD1	-5.34	101.92	111.00
1	kK	93	PRO	N-CA-CB	5.34	109.71	103.30
1	kS	108	THR	CA-CB-CG2	-5.34	104.92	112.40
1	lq	138	LEU	O-C-N	-5.34	114.15	122.70
1	lz	17	PRO	CA-N-CD	-5.34	104.02	111.50
1	2f	80	TRP	CB-CG-CD1	5.34	133.95	127.00
1	2f	184	TRP	CB-CG-CD2	5.34	133.55	126.60
1	3b	48	THR	CA-CB-CG2	-5.34	104.92	112.40
1	3w	182	LYS	O-C-N	-5.34	114.15	122.70
1	44	6	LEU	CB-CG-CD2	5.34	120.09	111.00
1	46	40	PHE	O-C-N	-5.34	114.15	122.70
1	4a	176	GLN	N-CA-CB	-5.34	100.98	110.60
1	4h	100	ARG	NE-CZ-NH2	-5.34	117.63	120.30
1	4G	132	ARG	CG-CD-NE	-5.34	100.58	111.80
1	4O	173	ARG	CD-NE-CZ	5.34	131.08	123.60
1	59	229	ARG	NE-CZ-NH1	5.34	122.97	120.30
1	5V	175	GLU	N-CA-CB	5.34	120.22	110.60
1	6g	167	ARG	NE-CZ-NH2	-5.34	117.63	120.30
1	6s	80	TRP	CD1-CG-CD2	-5.34	102.03	106.30

Continued on next page...

Continued from previous page...

Mol	Chain	Res	Type	Atoms	Z	Observed(°)	Ideal(°)
1	6J	211	LEU	CB-CA-C	-5.34	100.05	110.20
1	73	99	PRO	O-C-N	-5.34	114.15	122.70
1	74	81	ASP	CB-CG-OD1	5.34	123.11	118.30
1	7Y	100	ARG	NE-CZ-NH2	-5.34	117.63	120.30
1	8i	169	TYR	CG-CD2-CE2	-5.34	117.02	121.30
1	8n	23	TRP	CD1-NE1-CE2	5.34	113.81	109.00
1	8y	162	ARG	NE-CZ-NH2	-5.34	117.63	120.30
1	9e	130	TYR	CA-CB-CG	5.34	123.55	113.40
1	9k	163	ASP	CB-CG-OD2	-5.34	113.49	118.30
1	9o	72	THR	CA-CB-CG2	-5.34	104.92	112.40
1	9o	166	ASP	CB-CG-OD1	5.34	123.11	118.30
1	9p	173	ARG	NH1-CZ-NH2	-5.34	113.52	119.40
1	12	144	MET	O-C-N	-5.34	114.15	122.70
1	aE	195	ASN	O-C-N	-5.34	110.95	121.10
1	aL	92	GLU	OE1-CD-OE2	-5.34	116.89	123.30
1	14	56	LEU	CB-CG-CD1	5.34	120.09	111.00
1	b0	117	TRP	CD1-NE1-CE2	5.34	113.81	109.00
1	bp	58	THR	CA-CB-CG2	-5.34	104.92	112.40
1	bu	204	ALA	O-C-N	5.34	131.25	122.70
1	19	110	THR	O-C-N	-5.34	114.15	122.70
1	bF	64	ALA	N-CA-CB	5.34	117.58	110.10
1	1a	88	ALA	CB-CA-C	-5.34	102.08	110.10
1	1d	13	GLN	N-CA-C	-5.34	96.57	111.00
1	cV	111	LEU	O-C-N	-5.34	114.15	122.70
1	dH	190	LEU	CB-CG-CD1	-5.34	101.91	111.00
1	1n	100	ARG	NE-CZ-NH2	-5.34	117.63	120.30
1	1p	35	GLU	N-CA-CB	5.34	120.22	110.60
1	eU	6	LEU	CB-CG-CD2	5.34	120.09	111.00
1	fD	176	GLN	O-C-N	-5.34	114.15	122.70
1	f	162	ARG	NE-CZ-NH1	5.34	122.97	120.30
1	N	139	ASN	O-C-N	-5.34	114.15	122.70
1	6	11	VAL	CA-CB-CG1	5.34	118.92	110.90
1	9	176	GLN	O-C-N	-5.34	114.15	122.70
1	gI	99	PRO	N-CD-CG	5.34	111.22	103.20
1	h2	164	TYR	CD1-CG-CD2	5.34	123.78	117.90
1	ie	112	GLN	N-CA-CB	5.34	120.22	110.60
1	iQ	92	GLU	OE1-CD-OE2	-5.34	116.89	123.30
1	jb	163	ASP	CB-CG-OD2	5.34	123.11	118.30
1	jd	62	HIS	O-C-N	-5.34	114.15	122.70
1	jv	148	THR	C-N-CA	5.34	135.06	121.70
1	jI	210	THR	CA-CB-CG2	-5.34	104.92	112.40
1	2r	132	ARG	CG-CD-NE	-5.34	100.58	111.80

Continued on next page...

Continued from previous page...

Mol	Chain	Res	Type	Atoms	Z	Observed(°)	Ideal(°)
1	2v	97	ARG	NE-CZ-NH2	-5.34	117.63	120.30
1	3o	133	TRP	CD1-CG-CD2	5.34	110.58	106.30
1	42	91	ILE	CA-CB-CG2	-5.34	100.21	110.90
1	6j	133	TRP	CD1-NE1-CE2	5.34	113.81	109.00
1	7e	225	GLY	O-C-N	-5.34	114.15	122.70
1	7P	184	TRP	CA-C-O	5.34	131.32	120.10
1	7S	31	ALA	CB-CA-C	-5.34	102.09	110.10
1	8g	201	ILE	CA-CB-CG2	-5.34	100.21	110.90
1	94	35	GLU	OE1-CD-OE2	-5.34	116.89	123.30
1	95	148	THR	C-N-CA	5.34	135.06	121.70
1	9g	82	ARG	CD-NE-CZ	-5.34	116.12	123.60
1	9l	47	ALA	N-CA-CB	-5.34	102.62	110.10
1	cW	78	ALA	N-CA-CB	-5.34	102.62	110.10
1	dx	202	LEU	CB-CG-CD2	5.34	120.08	111.00
1	dH	168	PHE	CB-CG-CD2	-5.34	117.06	120.80
1	e9	119	THR	O-C-N	-5.34	114.15	122.70
1	ep	214	MET	CB-CA-C	5.34	121.08	110.40
1	g7	108	THR	CA-CB-CG2	-5.34	104.92	112.40
1	W	117	TRP	CH2-CZ2-CE2	5.34	122.74	117.40
1	gi	175	GLU	OE1-CD-OE2	-5.34	116.89	123.30
1	gl	80	TRP	CA-CB-CG	5.34	123.85	113.70
1	gx	80	TRP	CB-CG-CD1	-5.34	120.06	127.00
1	gJ	163	ASP	N-CA-CB	5.34	120.22	110.60
1	h0	32	PHE	CB-CG-CD1	-5.34	117.06	120.80
1	h7	142	VAL	CG1-CB-CG2	-5.34	102.35	110.90
1	hh	59	VAL	CG1-CB-CG2	-5.34	102.36	110.90
1	hi	157	PRO	N-CA-CB	5.34	109.71	103.30
1	hR	164	TYR	CG-CD2-CE2	-5.34	117.03	121.30
1	iU	184	TRP	CH2-CZ2-CE2	5.34	122.74	117.40
1	j4	226	HIS	O-C-N	-5.34	114.15	122.70
1	jp	104	ILE	CB-CA-C	5.34	122.28	111.60
1	jK	152	ASP	CB-CG-OD2	5.34	123.11	118.30
1	jX	100	ARG	CG-CD-NE	-5.34	100.58	111.80
1	2l	162	ARG	NH1-CZ-NH2	-5.34	113.53	119.40
1	l0	165	VAL	CA-CB-CG2	-5.34	102.89	110.90
1	l9	133	TRP	CD1-NE1-CE2	5.34	113.81	109.00
1	lf	112	GLN	N-CA-C	5.34	125.42	111.00
1	lj	153	ILE	CA-CB-CG1	5.34	121.15	111.00
1	lr	209	ALA	N-CA-CB	5.34	117.58	110.10
1	2g	43	LEU	CB-CG-CD1	-5.34	101.92	111.00
1	2L	11	VAL	CA-CB-CG1	5.34	118.91	110.90
1	2S	198	CYS	N-CA-CB	5.34	120.21	110.60

Continued on next page...

Continued from previous page...

Mol	Chain	Res	Type	Atoms	Z	Observed(°)	Ideal(°)
1	3q	136	LEU	CB-CA-C	5.34	120.35	110.20
1	3z	200	THR	CA-CB-CG2	5.34	119.88	112.40
1	40	31	ALA	N-CA-CB	-5.34	102.62	110.10
1	4b	154	ARG	NE-CZ-NH2	-5.34	117.63	120.30
1	4m	168	PHE	CB-CG-CD1	-5.34	117.06	120.80
1	5i	103	ASP	CB-CG-OD1	5.34	123.11	118.30
1	5x	184	TRP	CB-CG-CD1	5.34	133.94	127.00
1	66	196	PRO	N-CA-C	5.34	125.99	112.10
1	6k	173	ARG	NE-CZ-NH2	-5.34	117.63	120.30
1	77	204	ALA	O-C-N	-5.34	114.16	122.70
1	7v	208	ALA	N-CA-CB	-5.34	102.62	110.10
1	7E	189	LEU	O-C-N	-5.34	114.15	122.70
1	7X	117	TRP	CE2-CD2-CG	-5.34	103.03	107.30
1	82	145	TYR	CB-CG-CD1	5.34	124.20	121.00
1	8P	30	LYS	N-CA-CB	5.34	120.22	110.60
1	8R	164	TYR	CG-CD1-CE1	5.34	125.57	121.30
1	8U	192	GLN	O-C-N	-5.34	114.15	122.70
1	8X	68	MET	O-C-N	-5.34	114.15	122.70
1	91	26	VAL	CG1-CB-CG2	-5.34	102.35	110.90
1	9e	145	TYR	CG-CD2-CE2	-5.34	117.03	121.30
1	9s	43	LEU	O-C-N	-5.34	114.15	122.70
1	14	68	MET	O-C-N	-5.34	114.15	122.70
1	bu	97	ARG	NE-CZ-NH2	5.34	122.97	120.30
1	bw	47	ALA	CB-CA-C	-5.34	102.09	110.10
1	bF	231	LEU	CB-CA-C	5.34	120.35	110.20
1	bO	177	ALA	C-N-CA	5.34	135.06	121.70
1	bP	32	PHE	CG-CD2-CE2	5.34	126.68	120.80
1	bX	86	VAL	O-C-N	-5.34	114.15	122.70
1	bY	130	TYR	CG-CD1-CE1	5.34	125.57	121.30
1	c8	167	ARG	NH1-CZ-NH2	-5.34	113.52	119.40
1	do	132	ARG	NH1-CZ-NH2	5.34	125.28	119.40
1	eb	97	ARG	O-C-N	-5.34	114.16	122.70
1	lq	213	GLU	OE1-CD-OE2	-5.34	116.89	123.30
1	eo	80	TRP	CH2-CZ2-CE2	5.34	122.74	117.40
1	ez	132	ARG	NH1-CZ-NH2	-5.34	113.52	119.40
1	eB	6	LEU	CB-CG-CD1	5.34	120.08	111.00
1	eB	216	THR	CA-CB-CG2	-5.34	104.92	112.40
1	eT	64	ALA	N-CA-CB	5.34	117.58	110.10
1	fd	117	TRP	CG-CD2-CE3	-5.34	129.09	133.90
1	fk	128	GLU	O-C-N	-5.34	114.15	122.70
1	fJ	58	THR	CA-CB-OG1	5.34	120.22	109.00
1	fZ	154	ARG	NE-CZ-NH1	5.34	122.97	120.30

Continued on next page...

Continued from previous page...

Mol	Chain	Res	Type	Atoms	Z	Observed(°)	Ideal(°)
1	h4	130	TYR	CD1-CG-CD2	5.34	123.77	117.90
1	hG	133	TRP	NE1-CE2-CD2	-5.34	101.96	107.30
1	hW	133	TRP	CH2-CZ2-CE2	5.34	122.74	117.40
1	iz	142	VAL	CB-CA-C	5.34	121.54	111.40
1	iG	14	ALA	N-CA-CB	-5.34	102.62	110.10
1	j6	124	ILE	CB-CA-C	5.34	122.28	111.60
1	jI	18	ARG	NH1-CZ-NH2	-5.34	113.53	119.40
1	jP	130	TYR	CG-CD2-CE2	-5.34	117.03	121.30
1	k2	14	ALA	O-C-N	-5.34	114.16	122.70
1	k4	166	ASP	N-CA-CB	-5.34	100.99	110.60
1	kj	181	VAL	CA-CB-CG2	-5.34	102.89	110.90
1	22	168	PHE	CB-CG-CD2	-5.34	117.06	120.80
1	kF	98	GLU	O-C-N	-5.34	110.95	121.10
1	kU	32	PHE	CB-CG-CD1	-5.34	117.06	120.80
1	l8	68	MET	CG-SD-CE	-5.34	91.66	100.20
1	ll	167	ARG	CD-NE-CZ	-5.34	116.12	123.60
1	lC	59	VAL	CA-CB-CG1	-5.34	102.89	110.90
1	lC	213	GLU	O-C-N	-5.34	114.16	122.70
1	2s	20	LEU	N-CA-CB	5.34	121.08	110.40
1	2P	105	ALA	O-C-N	-5.34	114.12	123.20
1	44	65	ALA	CB-CA-C	5.34	118.11	110.10
1	4g	172	LEU	O-C-N	-5.34	114.16	122.70
1	4S	40	PHE	CB-CG-CD2	-5.34	117.06	120.80
1	55	100	ARG	NE-CZ-NH1	5.34	122.97	120.30
1	5c	109	SER	CB-CA-C	5.34	120.25	110.10
1	5f	143	ARG	CG-CD-NE	-5.34	100.59	111.80
1	5i	228	ALA	O-C-N	-5.34	114.16	122.70
1	5t	145	TYR	N-CA-CB	-5.34	100.99	110.60
1	6n	211	LEU	CB-CG-CD2	-5.34	101.92	111.00
1	71	83	LEU	CB-CA-C	-5.34	100.05	110.20
1	8s	76	GLU	OE1-CD-OE2	-5.34	116.89	123.30
1	9b	96	MET	CG-SD-CE	-5.34	91.66	100.20
1	9j	149	SER	N-CA-CB	5.34	118.51	110.50
1	9o	151	LEU	O-C-N	-5.34	114.16	122.70
1	9p	11	VAL	CA-CB-CG1	5.34	118.91	110.90
1	9K	148	THR	N-CA-CB	5.34	120.44	110.30
1	9P	145	TYR	CA-CB-CG	-5.34	103.25	113.40
1	ah	166	ASP	CB-CG-OD1	-5.34	113.50	118.30
1	aj	161	PHE	O-C-N	-5.34	114.16	122.70
1	aN	59	VAL	CG1-CB-CG2	-5.34	102.36	110.90
1	aP	77	ALA	N-CA-CB	-5.34	102.62	110.10
1	bJ	50	GLN	N-CA-CB	5.34	120.21	110.60

Continued on next page...

Continued from previous page...

Mol	Chain	Res	Type	Atoms	Z	Observed(°)	Ideal(°)
1	cP	167	ARG	NE-CZ-NH1	5.34	122.97	120.30
1	d9	169	TYR	CB-CG-CD1	5.34	124.20	121.00
1	lj	71	GLU	O-C-N	-5.34	114.16	122.70
1	dB	185	MET	CG-SD-CE	-5.34	91.66	100.20
1	lm	88	ALA	O-C-N	-5.34	114.12	123.20
1	e3	13	GLN	CG-CD-OE1	-5.34	110.92	121.60
1	ev	219	GLN	N-CA-CB	-5.34	100.99	110.60
1	ew	164	TYR	CB-CA-C	5.34	121.08	110.40
1	eB	26	VAL	CG1-CB-CG2	-5.34	102.36	110.90
1	fj	132	ARG	NE-CZ-NH2	-5.34	117.63	120.30
1	fl	3	VAL	CG1-CB-CG2	-5.34	102.36	110.90
1	fn	195	ASN	CB-CA-C	-5.34	99.72	110.40
1	g	82	ARG	CD-NE-CZ	5.34	131.07	123.60
1	C	167	ARG	NE-CZ-NH2	5.34	122.97	120.30
1	V	23	TRP	CE2-CD2-CG	-5.34	103.03	107.30
1	hr	109	SER	N-CA-CB	5.34	118.51	110.50
1	hF	60	GLY	C-N-CA	5.34	133.51	122.30
1	hV	119	THR	CA-CB-CG2	5.34	119.87	112.40
1	iH	132	ARG	NE-CZ-NH1	5.34	122.97	120.30
1	jj	134	ILE	CB-CA-C	-5.34	100.92	111.60
1	jw	110	THR	CA-CB-OG1	5.34	120.21	109.00
1	k3	169	TYR	CG-CD1-CE1	-5.34	117.03	121.30
1	ki	37	ILE	CA-C-O	-5.34	108.89	120.10
1	kN	198	CYS	CA-CB-SG	-5.34	104.39	114.00
1	lw	80	TRP	N-CA-CB	-5.34	100.99	110.60
1	lP	101	GLY	CA-C-O	5.34	130.21	120.60
1	2s	36	VAL	CG1-CB-CG2	-5.34	102.36	110.90
1	3c	143	ARG	CD-NE-CZ	5.34	131.07	123.60
1	42	229	ARG	NE-CZ-NH2	-5.34	117.63	120.30
1	4S	54	THR	O-C-N	-5.34	114.16	122.70
1	5u	82	ARG	CD-NE-CZ	-5.34	116.13	123.60
1	5P	58	THR	CA-CB-OG1	5.34	120.21	109.00
1	6A	83	LEU	N-CA-CB	-5.34	99.72	110.40
1	7j	29	GLU	OE1-CD-OE2	-5.34	116.89	123.30
1	am	214	MET	O-C-N	-5.34	114.16	122.70
1	b8	75	GLU	O-C-N	-5.34	114.16	122.70
1	bC	68	MET	CG-SD-CE	-5.34	91.66	100.20
1	bR	152	ASP	CA-CB-CG	-5.34	101.66	113.40
1	1h	97	ARG	CD-NE-CZ	5.34	131.07	123.60
1	d7	217	ALA	CB-CA-C	-5.34	102.09	110.10
1	dc	119	THR	CA-CB-OG1	5.34	120.21	109.00
1	dp	168	PHE	CD1-CG-CD2	-5.34	111.36	118.30

Continued on next page...

Continued from previous page...

Mol	Chain	Res	Type	Atoms	Z	Observed(°)	Ideal(°)
1	fW	12	HIS	CA-C-N	5.34	128.94	117.20
1	n	161	PHE	CB-CG-CD2	-5.34	117.06	120.80
1	v	24	VAL	O-C-N	-5.34	114.16	122.70
1	gV	22	ALA	O-C-N	-5.34	114.16	122.70
1	hG	117	TRP	CD2-CE3-CZ3	-5.34	111.86	118.80
1	hM	166	ASP	CB-CG-OD2	-5.34	113.50	118.30
1	hR	154	ARG	NE-CZ-NH2	5.34	122.97	120.30
1	hZ	56	LEU	CB-CG-CD2	5.34	120.07	111.00
1	ih	133	TRP	CZ3-CH2-CZ2	-5.34	115.20	121.60
1	ih	188	THR	O-C-N	-5.34	114.16	122.70
1	iG	22	ALA	CB-CA-C	5.34	118.11	110.10
1	jo	153	ILE	N-CA-CB	5.34	123.07	110.80
1	jx	184	TRP	CZ3-CH2-CZ2	-5.34	115.20	121.60
1	jC	66	MET	O-C-N	-5.34	114.16	122.70
1	1X	194	ALA	C-N-CA	5.34	135.04	121.70
1	jQ	81	ASP	CB-CG-OD1	-5.34	113.50	118.30
1	k6	189	LEU	CB-CG-CD2	5.34	120.07	111.00
1	kP	167	ARG	NE-CZ-NH1	5.34	122.97	120.30
1	la	163	ASP	C-N-CA	5.34	135.04	121.70
1	lv	193	ASN	O-C-N	-5.34	114.16	122.70
1	lP	40	PHE	CB-CG-CD1	-5.34	117.06	120.80
1	2T	229	ARG	NE-CZ-NH2	5.34	122.97	120.30
1	38	126	VAL	CG1-CB-CG2	5.34	119.44	110.90
1	3p	50	GLN	CB-CA-C	-5.34	99.73	110.40
1	3z	112	GLN	CG-CD-OE1	5.34	132.27	121.60
1	3G	169	TYR	CB-CG-CD2	5.34	124.20	121.00
1	3X	191	VAL	N-CA-CB	-5.34	99.76	111.50
1	4O	216	THR	CA-CB-CG2	-5.34	104.93	112.40
1	4Q	27	VAL	CA-CB-CG1	5.34	118.90	110.90
1	5q	68	MET	CG-SD-CE	-5.34	91.66	100.20
1	61	72	THR	OG1-CB-CG2	-5.34	97.73	110.00
1	7e	97	ARG	NE-CZ-NH1	5.34	122.97	120.30
1	8o	105	ALA	C-N-CA	5.34	133.50	122.30
1	8M	117	TRP	CD2-CE3-CZ3	5.34	125.74	118.80
1	8V	5	ASN	C-N-CA	5.34	135.04	121.70
1	9e	203	LYS	N-CA-CB	5.34	120.20	110.60
1	9i	109	SER	O-C-N	-5.34	114.16	122.70
1	an	113	GLU	OE1-CD-OE2	-5.34	116.90	123.30
1	aL	10	MET	CG-SD-CE	-5.34	91.66	100.20
1	14	80	TRP	O-C-N	-5.34	114.16	122.70
1	aP	50	GLN	N-CA-CB	-5.34	100.99	110.60
1	bm	23	TRP	CD1-CG-CD2	-5.34	102.03	106.30

Continued on next page...

Continued from previous page...

Mol	Chain	Res	Type	Atoms	Z	Observed(°)	Ideal(°)
1	bn	212	GLU	N-CA-CB	-5.34	101.00	110.60
1	ck	119	THR	CA-CB-CG2	-5.34	104.93	112.40
1	d2	194	ALA	CB-CA-C	-5.34	102.09	110.10
1	lj	175	GLU	OE1-CD-OE2	-5.34	116.90	123.30
1	dn	164	TYR	CB-CG-CD2	5.34	124.20	121.00
1	dI	71	GLU	O-C-N	5.34	131.24	122.70
1	e1	187	GLU	CG-CD-OE1	5.34	128.97	118.30
1	ea	87	HIS	N-CA-CB	5.34	120.21	110.60
1	eh	132	ARG	O-C-N	-5.34	114.16	122.70
1	eh	169	TYR	CZ-CE2-CD2	-5.34	115.00	119.80
1	eZ	146	SER	N-CA-CB	5.34	118.50	110.50
1	fQ	100	ARG	O-C-N	-5.34	114.13	123.20
1	e	142	VAL	CA-CB-CG2	-5.34	102.89	110.90
1	B	132	ARG	NH1-CZ-NH2	-5.34	113.53	119.40
1	I	62	HIS	CA-CB-CG	-5.34	104.53	113.60
1	K	80	TRP	CB-CG-CD1	5.34	133.94	127.00
1	gj	198	CYS	CA-CB-SG	-5.33	104.40	114.00
1	gs	214	MET	CA-CB-CG	-5.33	104.23	113.30
1	gK	45	GLU	OE1-CD-OE2	-5.33	116.90	123.30
1	lG	203	LYS	CB-CG-CD	5.33	125.47	111.60
1	i4	132	ARG	CB-CG-CD	5.33	125.47	111.60
1	iX	82	ARG	CD-NE-CZ	5.33	131.07	123.60
1	j8	224	PRO	N-CD-CG	5.33	111.20	103.20
1	lE	180	GLU	CG-CD-OE1	5.33	128.97	118.30
1	2b	226	HIS	CB-CA-C	-5.33	99.73	110.40
1	34	185	MET	CG-SD-CE	-5.33	91.66	100.20
1	5M	164	TYR	CZ-CE2-CD2	-5.33	115.00	119.80
1	6j	120	HIS	N-CA-CB	5.33	120.20	110.60
1	6H	153	ILE	CA-CB-CG2	-5.33	100.23	110.90
1	6Q	96	MET	N-CA-CB	-5.33	101.00	110.60
1	8V	26	VAL	CA-CB-CG1	5.33	118.90	110.90
1	9c	29	GLU	O-C-N	-5.33	114.17	122.70
1	9L	175	GLU	OE1-CD-OE2	-5.33	116.90	123.30
1	a2	97	ARG	NE-CZ-NH2	-5.33	117.63	120.30
1	al	35	GLU	N-CA-CB	-5.33	101.00	110.60
1	16	143	ARG	NE-CZ-NH2	5.33	122.97	120.30
1	ba	59	VAL	O-C-N	-5.33	114.13	123.20
1	bO	97	ARG	NE-CZ-NH1	5.33	122.97	120.30
1	bQ	103	ASP	CB-CG-OD1	-5.33	113.50	118.30
1	d7	162	ARG	NE-CZ-NH2	-5.33	117.63	120.30
1	lr	162	ARG	NE-CZ-NH1	-5.33	117.63	120.30
1	f7	169	TYR	CG-CD2-CE2	-5.33	117.03	121.30

Continued on next page...

Continued from previous page...

Mol	Chain	Res	Type	Atoms	Z	Observed(°)	Ideal(°)
1	V	148	THR	O-C-N	-5.33	114.16	122.70
1	9	142	VAL	CA-CB-CG2	-5.33	102.90	110.90
1	gs	67	GLN	O-C-N	-5.33	114.17	122.70
1	gF	9	GLN	C-N-CA	5.33	135.03	121.70
1	h8	100	ARG	NH1-CZ-NH2	-5.33	113.53	119.40
1	is	169	TYR	CB-CG-CD2	-5.33	117.80	121.00
1	iG	10	MET	CG-SD-CE	-5.33	91.67	100.20
1	iL	197	ASP	CB-CG-OD1	5.33	123.10	118.30
1	j7	77	ALA	N-CA-C	5.33	125.40	111.00
1	jG	133	TRP	CD1-NE1-CE2	-5.33	104.20	109.00
1	kg	18	ARG	NE-CZ-NH1	5.33	122.97	120.30
1	kh	82	ARG	NE-CZ-NH1	5.33	122.97	120.30
1	ki	177	ALA	C-N-CA	5.33	135.04	121.70
1	2l	75	GLU	O-C-N	-5.33	114.17	122.70
1	kL	1	PRO	N-CA-CB	5.33	109.70	103.30
1	lq	23	TRP	CA-CB-CG	5.33	123.83	113.70
1	lM	112	GLN	N-CA-CB	5.33	120.20	110.60
1	2B	174	ALA	N-CA-CB	-5.33	102.63	110.10
1	2W	68	MET	CG-SD-CE	-5.33	91.67	100.20
1	3o	117	TRP	CZ3-CH2-CZ2	5.33	128.00	121.60
1	4c	10	MET	O-C-N	-5.33	114.17	122.70
1	5e	14	ALA	N-CA-CB	-5.33	102.63	110.10
1	5v	163	ASP	CB-CG-OD1	5.33	123.10	118.30
1	5A	175	GLU	OE1-CD-OE2	-5.33	116.90	123.30
1	5G	164	TYR	CG-CD2-CE2	5.33	125.57	121.30
1	5H	119	THR	CA-CB-CG2	-5.33	104.93	112.40
1	5P	148	THR	CA-C-O	5.33	131.30	120.10
1	5Y	197	ASP	CB-CG-OD2	-5.33	113.50	118.30
1	69	217	ALA	CB-CA-C	5.33	118.10	110.10
1	6q	203	LYS	CA-CB-CG	5.33	125.14	113.40
1	6u	67	GLN	N-CA-CB	5.33	120.20	110.60
1	7m	139	ASN	CB-CA-C	5.33	121.06	110.40
1	7I	125	PRO	N-CD-CG	5.33	111.20	103.20
1	7L	9	GLN	CB-CA-C	-5.33	99.73	110.40
1	8l	39	MET	N-CA-CB	-5.33	101.00	110.60
1	8J	18	ARG	NH1-CZ-NH2	-5.33	113.53	119.40
1	8Z	18	ARG	NE-CZ-NH2	-5.33	117.63	120.30
1	90	210	THR	CA-CB-OG1	5.33	120.20	109.00
1	9k	186	THR	CA-CB-CG2	-5.33	104.93	112.40
1	9p	77	ALA	CB-CA-C	-5.33	102.10	110.10
1	9v	173	ARG	NH1-CZ-NH2	-5.33	113.53	119.40
1	9K	77	ALA	O-C-N	-5.33	114.17	122.70

Continued on next page...

Continued from previous page...

Mol	Chain	Res	Type	Atoms	Z	Observed(°)	Ideal(°)
1	ag	55	MET	CG-SD-CE	-5.33	91.67	100.20
1	at	186	THR	N-CA-CB	5.33	120.44	110.30
1	bG	197	ASP	CB-CG-OD2	5.33	123.10	118.30
1	cd	105	ALA	N-CA-CB	-5.33	102.63	110.10
1	cm	20	LEU	CB-CG-CD2	-5.33	101.93	111.00
1	cv	197	ASP	CB-CG-OD1	-5.33	113.50	118.30
1	df	218	CYS	N-CA-CB	5.33	120.20	110.60
1	dx	119	THR	CA-CB-OG1	5.33	120.20	109.00
1	e0	197	ASP	CB-CG-OD1	5.33	123.10	118.30
1	e3	184	TRP	NE1-CE2-CZ2	5.33	136.27	130.40
1	eh	164	TYR	CZ-CE2-CD2	-5.33	115.00	119.80
1	eo	118	MET	CG-SD-CE	-5.33	91.67	100.20
1	eT	130	TYR	CB-CG-CD1	5.33	124.20	121.00
1	fd	229	ARG	NE-CZ-NH1	5.33	122.97	120.30
1	fn	163	ASP	CB-CG-OD1	5.33	123.10	118.30
1	fv	169	TYR	CB-CG-CD1	-5.33	117.80	121.00
1	fM	117	TRP	CB-CG-CD1	-5.33	120.07	127.00
1	0	144	MET	CG-SD-CE	-5.33	91.67	100.20
1	g	11	VAL	CA-C-N	5.33	128.93	117.20
1	k	211	LEU	CB-CG-CD1	5.33	120.07	111.00
1	1C	55	MET	CG-SD-CE	-5.33	91.67	100.20
1	gi	168	PHE	CB-CA-C	5.33	121.06	110.40
1	gv	148	THR	CA-CB-CG2	-5.33	104.94	112.40
1	gL	39	MET	CG-SD-CE	-5.33	91.67	100.20
1	gP	166	ASP	CB-CG-OD2	-5.33	113.50	118.30
1	gR	55	MET	CG-SD-CE	-5.33	91.67	100.20
1	1H	18	ARG	NE-CZ-NH2	5.33	122.97	120.30
1	hk	221	VAL	CA-CB-CG2	-5.33	102.90	110.90
1	hM	108	THR	CA-CB-CG2	-5.33	104.94	112.40
1	hY	34	PRO	O-C-N	-5.33	114.17	122.70
1	i3	50	GLN	O-C-N	-5.33	114.17	122.70
1	iv	167	ARG	NH1-CZ-NH2	-5.33	113.53	119.40
1	iE	12	HIS	CA-CB-CG	5.33	122.67	113.60
1	iE	47	ALA	N-CA-CB	-5.33	102.64	110.10
1	1R	117	TRP	CG-CD2-CE3	5.33	138.70	133.90
1	iL	56	LEU	CB-CG-CD1	5.33	120.06	111.00
1	iU	186	THR	CA-CB-CG2	-5.33	104.94	112.40
1	jq	154	ARG	N-CA-CB	-5.33	101.00	110.60
1	jT	89	GLY	N-CA-C	5.33	126.43	113.10
1	jX	101	GLY	O-C-N	-5.33	114.17	122.70
1	kh	162	ARG	CG-CD-NE	-5.33	100.61	111.80
1	kH	214	MET	CB-CA-C	5.33	121.06	110.40

Continued on next page...

Continued from previous page...

Mol	Chain	Res	Type	Atoms	Z	Observed(°)	Ideal(°)
1	kV	99	PRO	N-CD-CG	5.33	111.20	103.20
1	l0	23	TRP	CE2-CD2-CG	5.33	111.56	107.30
1	l4	168	PHE	CB-CG-CD1	-5.33	117.07	120.80
1	lG	93	PRO	N-CD-CG	5.33	111.20	103.20
1	lH	58	THR	CA-CB-CG2	-5.33	104.94	112.40
1	lK	28	GLU	O-C-N	-5.33	114.17	122.70
1	2j	162	ARG	NE-CZ-NH2	5.33	122.97	120.30
1	2M	130	TYR	CG-CD2-CE2	5.33	125.56	121.30
1	3p	31	ALA	CB-CA-C	5.33	118.10	110.10
1	3z	133	TRP	O-C-N	-5.33	114.17	122.70
1	3D	186	THR	N-CA-CB	5.33	120.43	110.30
1	3Q	13	GLN	CB-CG-CD	5.33	125.46	111.60
1	4c	54	THR	N-CA-CB	5.33	120.43	110.30
1	4D	167	ARG	NE-CZ-NH2	5.33	122.97	120.30
1	4J	168	PHE	CB-CG-CD2	-5.33	117.07	120.80
1	4M	152	ASP	O-C-N	-5.33	114.17	122.70
1	4R	215	MET	CA-CB-CG	5.33	122.36	113.30
1	5V	48	THR	N-CA-CB	5.33	120.43	110.30
1	6P	169	TYR	CG-CD2-CE2	-5.33	117.03	121.30
1	6U	173	ARG	NH1-CZ-NH2	-5.33	113.53	119.40
1	72	164	TYR	CG-CD1-CE1	-5.33	117.03	121.30
1	7M	18	ARG	NE-CZ-NH1	5.33	122.97	120.30
1	7Y	34	PRO	CA-N-CD	-5.33	104.03	111.50
1	8k	188	THR	N-CA-CB	5.33	120.43	110.30
1	95	51	ASP	CB-CG-OD2	5.33	123.10	118.30
1	9l	130	TYR	CG-CD2-CE2	-5.33	117.03	121.30
1	9X	54	THR	N-CA-CB	5.33	120.43	110.30
1	aw	27	VAL	CA-CB-CG1	5.33	118.90	110.90
1	ay	10	MET	O-C-N	-5.33	114.17	122.70
1	l3	59	VAL	CA-CB-CG1	5.33	118.90	110.90
1	aO	216	THR	CA-CB-CG2	-5.33	104.94	112.40
1	b3	135	ILE	O-C-N	-5.33	114.17	122.70
1	br	86	VAL	CA-CB-CG2	-5.33	102.90	110.90
1	bR	17	PRO	N-CA-C	5.33	125.96	112.10
1	cy	229	ARG	O-C-N	5.33	131.23	122.70
1	cE	72	THR	CA-CB-CG2	5.33	119.86	112.40
1	de	74	ASN	O-C-N	-5.33	114.17	122.70
1	dl	185	MET	CG-SD-CE	-5.33	91.67	100.20
1	dC	184	TRP	CB-CG-CD2	-5.33	119.67	126.60
1	dK	23	TRP	CB-CG-CD2	5.33	133.53	126.60
1	lo	18	ARG	NH1-CZ-NH2	-5.33	113.54	119.40
1	ei	132	ARG	NE-CZ-NH1	5.33	122.97	120.30

Continued on next page...

Continued from previous page...

Mol	Chain	Res	Type	Atoms	Z	Observed(°)	Ideal(°)
1	eQ	88	ALA	CB-CA-C	-5.33	102.10	110.10
1	fl	150	ILE	O-C-N	-5.33	114.17	122.70
1	g3	23	TRP	CD2-CE2-CZ2	-5.33	115.90	122.30
1	x	201	ILE	CA-CB-CG1	5.33	121.13	111.00
1	I	202	LEU	CA-C-O	5.33	131.30	120.10
1	M	195	ASN	CA-C-N	5.33	132.03	117.10
1	gp	148	THR	N-CA-CB	5.33	120.43	110.30
1	gu	82	ARG	NE-CZ-NH2	5.33	122.97	120.30
1	i2	133	TRP	CD1-CG-CD2	-5.33	102.04	106.30
1	iD	204	ALA	N-CA-CB	-5.33	102.64	110.10
1	iP	162	ARG	NE-CZ-NH2	-5.33	117.64	120.30
1	ji	55	MET	CG-SD-CE	-5.33	91.67	100.20
1	k0	164	TYR	CB-CG-CD2	-5.33	117.80	121.00
1	l6	100	ARG	NH1-CZ-NH2	-5.33	113.54	119.40
1	l7	100	ARG	NE-CZ-NH1	5.33	122.97	120.30
1	ln	76	GLU	OE1-CD-OE2	-5.33	116.90	123.30
1	3t	104	ILE	O-C-N	-5.33	114.17	122.70
1	48	200	THR	N-CA-CB	5.33	120.43	110.30
1	5b	9	GLN	O-C-N	-5.33	114.17	122.70
1	6R	145	TYR	CB-CG-CD2	-5.33	117.80	121.00
1	9v	167	ARG	NE-CZ-NH1	5.33	122.97	120.30
1	ae	110	THR	N-CA-CB	5.33	120.43	110.30
1	aF	97	ARG	NE-CZ-NH2	-5.33	117.64	120.30
1	bf	117	TRP	CE2-CD2-CG	5.33	111.56	107.30
1	bm	206	GLY	O-C-N	-5.33	110.97	121.10
1	bo	89	GLY	CA-C-N	5.33	132.03	117.10
1	bO	126	VAL	CA-CB-CG2	5.33	118.89	110.90
1	bY	4	GLN	O-C-N	-5.33	114.17	122.70
1	lc	128	GLU	OE1-CD-OE2	-5.33	116.90	123.30
1	co	51	ASP	CB-CG-OD2	-5.33	113.50	118.30
1	cz	110	THR	CA-CB-CG2	-5.33	104.94	112.40
1	cF	56	LEU	CB-CG-CD1	5.33	120.06	111.00
1	dw	145	TYR	CD1-CE1-CZ	5.33	124.60	119.80
1	eP	82	ARG	CD-NE-CZ	5.33	131.06	123.60
1	eY	40	PHE	CG-CD1-CE1	-5.33	114.94	120.80
1	f4	201	ILE	C-N-CA	5.33	135.02	121.70
1	lx	116	GLY	O-C-N	-5.33	114.17	122.70
1	fN	29	GLU	OE1-CD-OE2	-5.33	116.90	123.30
1	w	132	ARG	NE-CZ-NH2	-5.33	117.64	120.30
1	T	68	MET	CG-SD-CE	-5.33	91.67	100.20
1	ge	80	TRP	CB-CG-CD1	-5.33	120.07	127.00
1	gj	154	ARG	NE-CZ-NH2	5.33	122.96	120.30

Continued on next page...

Continued from previous page...

Mol	Chain	Res	Type	Atoms	Z	Observed(°)	Ideal(°)
1	gx	40	PHE	CB-CG-CD1	-5.33	117.07	120.80
1	hr	185	MET	CG-SD-CE	-5.33	91.67	100.20
1	ie	229	ARG	NE-CZ-NH2	5.33	122.97	120.30
1	iK	152	ASP	CB-CG-OD2	-5.33	113.50	118.30
1	iS	97	ARG	CB-CA-C	5.33	121.06	110.40
1	k7	173	ARG	NE-CZ-NH2	-5.33	117.64	120.30
1	ke	132	ARG	NH1-CZ-NH2	-5.33	113.54	119.40
1	kf	39	MET	CA-CB-CG	5.33	122.36	113.30
1	kj	93	PRO	O-C-N	-5.33	114.14	123.20
1	163	ASP	O-C-N	5.33	131.22	122.70	
1	ky	186	THR	CA-CB-OG1	5.33	120.19	109.00
1	lm	82	ARG	NH1-CZ-NH2	-5.33	113.54	119.40
1	lC	215	MET	CG-SD-CE	-5.33	91.68	100.20
1	lG	154	ARG	CD-NE-CZ	5.33	131.06	123.60
1	2b	110	THR	CA-CB-CG2	5.33	119.86	112.40
1	3m	100	ARG	N-CA-CB	-5.33	101.01	110.60
1	42	167	ARG	NE-CZ-NH2	-5.33	117.64	120.30
1	4d	168	PHE	CZ-CE2-CD2	-5.33	113.70	120.10
1	4k	18	ARG	NH1-CZ-NH2	-5.33	113.54	119.40
1	4r	40	PHE	CB-CG-CD2	-5.33	117.07	120.80
1	4B	162	ARG	CG-CD-NE	-5.33	100.61	111.80
1	4M	22	ALA	CA-C-O	5.33	131.29	120.10
1	5A	165	VAL	CA-CB-CG1	5.33	118.89	110.90
1	5D	85	PRO	N-CA-C	5.33	125.95	112.10
1	5L	164	TYR	CB-CG-CD1	5.33	124.20	121.00
1	5N	51	ASP	CB-CG-OD2	5.33	123.09	118.30
1	6K	164	TYR	CB-CG-CD1	5.33	124.20	121.00
1	6X	5	ASN	O-C-N	-5.33	114.17	122.70
1	7E	170	LYS	O-C-N	-5.33	114.17	122.70
1	7S	173	ARG	NE-CZ-NH2	5.33	122.97	120.30
1	8E	209	ALA	CB-CA-C	5.33	118.09	110.10
1	9h	200	THR	N-CA-CB	5.33	120.42	110.30
1	9W	163	ASP	CB-CG-OD1	5.33	123.10	118.30
1	a6	40	PHE	CB-CG-CD2	5.33	124.53	120.80
1	at	201	ILE	O-C-N	-5.33	114.18	122.70
1	aJ	75	GLU	N-CA-CB	5.33	120.19	110.60
1	aZ	161	PHE	CB-CG-CD1	5.33	124.53	120.80
1	bl	191	VAL	CG1-CB-CG2	-5.33	102.38	110.90
1	bu	143	ARG	NE-CZ-NH1	5.33	122.97	120.30
1	bM	221	VAL	C-N-CA	5.33	133.49	122.30
1	1b	215	MET	CG-SD-CE	-5.33	91.67	100.20
1	c8	195	ASN	N-CA-CB	5.33	120.19	110.60

Continued on next page...

Continued from previous page...

Mol	Chain	Res	Type	Atoms	Z	Observed(°)	Ideal(°)
1	ca	59	VAL	CG1-CB-CG2	-5.33	102.37	110.90
1	cn	184	TRP	CD1-CG-CD2	5.33	110.56	106.30
1	cJ	170	LYS	CA-C-O	5.33	131.29	120.10
1	d4	97	ARG	NE-CZ-NH1	5.33	122.97	120.30
1	d7	27	VAL	O-C-N	-5.33	114.17	122.70
1	dj	32	PHE	CB-CG-CD2	-5.33	117.07	120.80
1	dt	22	ALA	N-CA-CB	-5.33	102.64	110.10
1	dA	184	TRP	CB-CG-CD2	-5.33	119.67	126.60
1	fs	177	ALA	CB-CA-C	5.33	118.09	110.10
1	fw	35	GLU	OE1-CD-OE2	-5.33	116.91	123.30
1	fl	214	MET	CG-SD-CE	-5.33	91.67	100.20
1	x	3	VAL	CA-CB-CG1	5.33	118.89	110.90
1	J	21	ASN	O-C-N	-5.33	114.17	122.70
1	O	45	GLU	C-N-CA	5.33	133.49	122.30
1	gG	197	ASP	CB-CG-OD2	-5.33	113.51	118.30
1	hd	68	MET	CA-CB-CG	5.33	122.36	113.30
1	1J	103	ASP	CB-CG-OD1	5.33	123.09	118.30
1	hA	162	ARG	NH1-CZ-NH2	-5.33	113.54	119.40
1	hI	23	TRP	CG-CD2-CE3	-5.33	129.10	133.90
1	ia	154	ARG	NE-CZ-NH1	5.33	122.96	120.30
1	jj	231	LEU	CB-CG-CD2	-5.33	101.94	111.00
1	jW	168	PHE	O-C-N	-5.33	114.18	122.70
1	lu	100	ARG	NH1-CZ-NH2	-5.33	113.54	119.40
1	lw	98	GLU	CA-C-N	5.33	132.01	117.10
1	2X	107	THR	O-C-N	-5.33	114.18	122.70
1	3r	169	TYR	O-C-N	-5.33	114.18	122.70
1	4j	153	ILE	N-CA-CB	5.33	123.05	110.80
1	65	166	ASP	CB-CG-OD1	-5.33	113.51	118.30
1	7U	100	ARG	NE-CZ-NH1	5.33	122.96	120.30
1	8o	13	GLN	N-CA-CB	5.33	120.19	110.60
1	8D	40	PHE	CB-CA-C	5.33	121.05	110.40
1	8N	214	MET	CG-SD-CE	-5.33	91.68	100.20
1	9Y	190	LEU	O-C-N	-5.33	114.18	122.70
1	as	36	VAL	CA-CB-CG2	-5.33	102.91	110.90
1	bl	159	GLU	CG-CD-OE2	5.33	128.95	118.30
1	bE	199	LYS	N-CA-CB	5.33	120.19	110.60
1	dc	22	ALA	N-CA-CB	5.33	117.56	110.10
1	1l	218	CYS	CB-CA-C	5.33	121.05	110.40
1	ey	136	LEU	CB-CG-CD2	5.33	120.06	111.00
1	f5	6	LEU	O-C-N	-5.33	114.18	122.70
1	fg	169	TYR	CB-CG-CD2	-5.33	117.80	121.00
1	fm	108	THR	CA-CB-CG2	-5.33	104.94	112.40

Continued on next page...

Continued from previous page...

Mol	Chain	Res	Type	Atoms	Z	Observed(°)	Ideal(°)
1	fT	11	VAL	CA-CB-CG2	5.33	118.89	110.90
1	1A	100	ARG	CD-NE-CZ	5.33	131.06	123.60
1	Q	186	THR	CA-CB-CG2	-5.33	104.94	112.40
1	gi	3	VAL	O-C-N	-5.33	114.18	122.70
1	gs	18	ARG	NE-CZ-NH2	5.33	122.96	120.30
1	gw	51	ASP	CB-CG-OD1	-5.33	113.51	118.30
1	hg	133	TRP	CB-CG-CD2	-5.33	119.68	126.60
1	hv	173	ARG	NH1-CZ-NH2	-5.33	113.54	119.40
1	hy	33	SER	N-CA-CB	5.33	118.49	110.50
1	iC	28	GLU	OE1-CD-OE2	-5.33	116.91	123.30
1	jE	230	VAL	CA-CB-CG1	-5.33	102.91	110.90
1	jO	171	THR	N-CA-CB	5.33	120.42	110.30
1	k9	145	TYR	CA-CB-CG	-5.33	103.28	113.40
1	kA	130	TYR	CG-CD2-CE2	-5.33	117.04	121.30
1	kW	117	TRP	CD1-CG-CD2	5.33	110.56	106.30
1	l0	111	LEU	CB-CA-C	5.33	120.32	110.20
1	lh	210	THR	CA-CB-CG2	5.33	119.86	112.40
1	lt	110	THR	O-C-N	-5.33	114.18	122.70
1	lB	11	VAL	CA-CB-CG2	5.33	118.89	110.90
1	lJ	63	GLN	O-C-N	-5.33	114.18	122.70
1	2p	6	LEU	CB-CA-C	5.33	120.32	110.20
1	2F	120	HIS	N-CA-CB	5.33	120.19	110.60
1	2I	178	SER	O-C-N	-5.33	114.18	122.70
1	2T	164	TYR	CB-CG-CD2	-5.33	117.80	121.00
1	3s	184	TRP	CH2-CZ2-CE2	5.33	122.72	117.40
1	4h	184	TRP	CB-CG-CD2	5.33	133.52	126.60
1	4l	117	TRP	O-C-N	-5.33	114.18	122.70
1	5b	173	ARG	NH1-CZ-NH2	5.33	125.26	119.40
1	5q	195	ASN	CB-CG-OD1	5.33	132.25	121.60
1	5H	159	GLU	N-CA-CB	5.33	120.19	110.60
1	6c	169	TYR	CB-CG-CD2	-5.33	117.81	121.00
1	6n	166	ASP	CB-CG-OD2	5.33	123.09	118.30
1	6v	152	ASP	CB-CG-OD1	5.33	123.09	118.30
1	6J	75	GLU	OE1-CD-OE2	5.33	129.69	123.30
1	7n	97	ARG	NE-CZ-NH2	5.33	122.96	120.30
1	7W	158	LYS	CA-CB-CG	-5.33	101.69	113.40
1	8i	187	GLU	CB-CA-C	-5.33	99.75	110.40
1	9e	18	ARG	NE-CZ-NH1	5.33	122.96	120.30
1	a7	82	ARG	CG-CD-NE	-5.33	100.61	111.80
1	11	101	GLY	O-C-N	-5.33	114.18	122.70
1	al	100	ARG	NE-CZ-NH1	-5.33	117.64	120.30
1	aq	29	GLU	OE1-CD-OE2	-5.33	116.91	123.30

Continued on next page...

Continued from previous page...

Mol	Chain	Res	Type	Atoms	Z	Observed(°)	Ideal(°)
1	aP	110	THR	CA-CB-CG2	-5.33	104.94	112.40
1	b7	201	ILE	O-C-N	-5.33	114.18	122.70
1	bA	23	TRP	CB-CG-CD2	5.33	133.52	126.60
1	c1	79	GLU	O-C-N	-5.33	114.18	122.70
1	c4	111	LEU	N-CA-CB	-5.33	99.75	110.40
1	cQ	100	ARG	NE-CZ-NH1	5.33	122.96	120.30
1	dr	97	ARG	NE-CZ-NH1	-5.33	117.64	120.30
1	dC	98	GLU	OE1-CD-OE2	-5.33	116.91	123.30
1	dR	23	TRP	CA-CB-CG	5.33	123.82	113.70
1	e4	66	MET	N-CA-CB	5.33	120.19	110.60
1	ej	18	ARG	NE-CZ-NH2	-5.33	117.64	120.30
1	ep	76	GLU	OE1-CD-OE2	-5.33	116.91	123.30
1	ey	154	ARG	NE-CZ-NH2	-5.33	117.64	120.30
1	lw	100	ARG	NE-CZ-NH2	5.33	122.96	120.30
1	fN	103	ASP	CB-CG-OD2	-5.33	113.51	118.30
1	fU	136	LEU	CB-CA-C	-5.33	100.08	110.20
1	g3	177	ALA	N-CA-C	5.33	125.38	111.00
1	g6	145	TYR	CB-CG-CD2	5.33	124.20	121.00
1	b	103	ASP	CB-CG-OD1	5.33	123.09	118.30
1	v	6	LEU	CB-CG-CD2	5.33	120.05	111.00
1	w	33	SER	N-CA-CB	-5.33	102.51	110.50
1	E	160	PRO	N-CA-CB	5.33	109.69	103.30
1	gJ	42	ALA	CB-CA-C	-5.32	102.12	110.10
1	1M	23	TRP	CE2-CD2-CG	-5.32	103.04	107.30
1	i4	132	ARG	CD-NE-CZ	5.32	131.05	123.60
1	i4	132	ARG	CG-CD-NE	-5.32	100.62	111.80
1	id	22	ALA	O-C-N	-5.32	114.18	122.70
1	1P	64	ALA	O-C-N	-5.32	114.18	122.70
1	iI	184	TRP	CE3-CZ3-CH2	5.32	127.06	121.20
1	jH	82	ARG	NH1-CZ-NH2	-5.32	113.55	119.40
1	jL	173	ARG	NE-CZ-NH1	5.32	122.96	120.30
1	jS	4	GLN	N-CA-CB	-5.32	101.02	110.60
1	k1	110	THR	CA-CB-CG2	-5.32	104.95	112.40
1	20	178	SER	N-CA-CB	5.32	118.48	110.50
1	kk	18	ARG	NH1-CZ-NH2	5.32	125.26	119.40
1	l2	87	HIS	N-CA-C	5.32	125.37	111.00
1	la	130	TYR	CG-CD2-CE2	-5.32	117.04	121.30
1	lm	164	TYR	CB-CG-CD1	-5.32	117.81	121.00
1	lr	140	LYS	O-C-N	-5.32	114.18	122.70
1	2f	145	TYR	CG-CD1-CE1	-5.32	117.04	121.30
1	2y	164	TYR	CB-CG-CD1	-5.32	117.81	121.00
1	2F	169	TYR	CG-CD2-CE2	-5.32	117.04	121.30

Continued on next page...

Continued from previous page...

Mol	Chain	Res	Type	Atoms	Z	Observed(°)	Ideal(°)
1	35	23	TRP	CB-CG-CD1	-5.32	120.08	127.00
1	41	202	LEU	CB-CG-CD1	5.32	120.05	111.00
1	4M	132	ARG	NH1-CZ-NH2	-5.32	113.54	119.40
1	65	103	ASP	CB-CG-OD2	-5.32	113.51	118.30
1	6I	103	ASP	O-C-N	5.32	131.22	122.70
1	6K	32	PHE	CG-CD2-CE2	5.32	126.66	120.80
1	6R	131	LYS	CA-CB-CG	5.32	125.11	113.40
1	6U	133	TRP	CB-CG-CD1	5.32	133.92	127.00
1	6U	145	TYR	CB-CG-CD1	-5.32	117.81	121.00
1	7m	120	HIS	CB-CA-C	5.32	121.05	110.40
1	7R	93	PRO	O-C-N	-5.32	114.15	123.20
1	85	126	VAL	CA-CB-CG2	-5.32	102.91	110.90
1	89	101	GLY	C-N-CA	5.32	135.01	121.70
1	8T	219	GLN	N-CA-CB	-5.32	101.02	110.60
1	9k	80	TRP	CB-CG-CD2	-5.32	119.68	126.60
1	9U	117	TRP	CB-CG-CD1	-5.32	120.08	127.00
1	a8	175	GLU	OE1-CD-OE2	-5.32	116.91	123.30
1	aj	160	PRO	O-C-N	-5.32	114.18	122.70
1	aL	133	TRP	CH2-CZ2-CE2	5.32	122.72	117.40
1	14	164	TYR	CZ-CE2-CD2	5.32	124.59	119.80
1	cc	82	ARG	NE-CZ-NH1	-5.32	117.64	120.30
1	cd	177	ALA	N-CA-CB	5.32	117.55	110.10
1	cn	172	LEU	CB-CG-CD2	-5.32	101.95	111.00
1	1f	115	ILE	CA-CB-CG2	5.32	121.55	110.90
1	cI	109	SER	C-N-CA	5.32	135.01	121.70
1	de	32	PHE	CB-CG-CD1	5.32	124.53	120.80
1	dw	82	ARG	CG-CD-NE	-5.32	100.62	111.80
1	dQ	100	ARG	NH1-CZ-NH2	5.32	125.25	119.40
1	eh	164	TYR	CD1-CE1-CZ	5.32	124.59	119.80
1	em	66	MET	CG-SD-CE	-5.32	91.68	100.20
1	ep	209	ALA	N-CA-C	5.32	125.38	111.00
1	eq	143	ARG	CD-NE-CZ	-5.32	116.15	123.60
1	fi	51	ASP	CB-CG-OD1	5.32	123.09	118.30
1	1w	82	ARG	NH1-CZ-NH2	-5.32	113.54	119.40
1	fS	77	ALA	N-CA-CB	-5.32	102.65	110.10
1	gb	169	TYR	CB-CG-CD1	5.32	124.19	121.00
1	ik	117	TRP	CB-CG-CD2	5.32	133.52	126.60
1	ir	112	GLN	O-C-N	-5.32	114.19	122.70
1	iM	228	ALA	N-CA-CB	-5.32	102.65	110.10
1	iN	35	GLU	OE1-CD-OE2	-5.32	116.91	123.30
1	1S	132	ARG	CG-CD-NE	-5.32	100.62	111.80
1	ja	132	ARG	NE-CZ-NH2	-5.32	117.64	120.30

Continued on next page...

Continued from previous page...

Mol	Chain	Res	Type	Atoms	Z	Observed(°)	Ideal(°)
1	jN	202	LEU	CB-CG-CD2	-5.32	101.95	111.00
1	jU	221	VAL	CA-CB-CG1	5.32	118.88	110.90
1	ky	229	ARG	CG-CD-NE	-5.32	100.62	111.80
1	38	100	ARG	NH1-CZ-NH2	-5.32	113.55	119.40
1	41	173	ARG	NE-CZ-NH2	-5.32	117.64	120.30
1	46	173	ARG	NE-CZ-NH1	5.32	122.96	120.30
1	4Y	73	ILE	CB-CA-C	-5.32	100.96	111.60
1	5o	23	TRP	O-C-N	-5.32	114.19	122.70
1	5x	52	LEU	CB-CG-CD2	-5.32	101.95	111.00
1	6o	145	TYR	CG-CD2-CE2	5.32	125.56	121.30
1	75	164	TYR	CB-CG-CD2	5.32	124.19	121.00
1	7r	164	TYR	CG-CD1-CE1	-5.32	117.04	121.30
1	7z	93	PRO	N-CD-CG	5.32	111.18	103.20
1	8B	145	TYR	CZ-CE2-CD2	5.32	124.59	119.80
1	91	149	SER	N-CA-CB	5.32	118.48	110.50
1	96	218	CYS	N-CA-CB	5.32	120.18	110.60
1	9j	200	THR	CA-CB-CG2	5.32	119.85	112.40
1	9x	57	ASN	O-C-N	-5.32	114.19	122.70
1	9y	131	LYS	O-C-N	-5.32	114.18	122.70
1	Z	17	PRO	N-CA-CB	-5.32	96.75	102.60
1	a9	100	ARG	NH1-CZ-NH2	-5.32	113.55	119.40
1	ad	173	ARG	NE-CZ-NH2	-5.32	117.64	120.30
1	aw	169	TYR	CB-CG-CD1	5.32	124.19	121.00
1	aL	164	TYR	CG-CD2-CE2	-5.32	117.04	121.30
1	aT	133	TRP	CE2-CD2-CG	-5.32	103.04	107.30
1	bw	185	MET	O-C-N	-5.32	114.19	122.70
1	bF	128	GLU	OE1-CD-OE2	-5.32	116.91	123.30
1	bV	115	ILE	O-C-N	-5.32	114.15	123.20
1	c7	148	THR	CA-CB-CG2	-5.32	104.95	112.40
1	cF	159	GLU	OE1-CD-OE2	-5.32	116.91	123.30
1	d0	108	THR	CA-CB-CG2	-5.32	104.95	112.40
1	da	161	PHE	CB-CA-C	5.32	121.04	110.40
1	dy	169	TYR	CG-CD1-CE1	-5.32	117.04	121.30
1	dI	57	ASN	N-CA-CB	-5.32	101.02	110.60
1	dW	150	ILE	O-C-N	-5.32	114.19	122.70
1	fs	194	ALA	N-CA-CB	5.32	117.55	110.10
1	fD	29	GLU	N-CA-CB	-5.32	101.02	110.60
1	3	142	VAL	CA-CB-CG2	-5.32	102.92	110.90
1	g9	154	ARG	NE-CZ-NH2	5.32	122.96	120.30
1	g9	181	VAL	O-C-N	-5.32	114.19	122.70
1	gb	218	CYS	N-CA-CB	5.32	120.18	110.60
1	gu	91	ILE	CB-CA-C	5.32	122.24	111.60

Continued on next page...

Continued from previous page...

Mol	Chain	Res	Type	Atoms	Z	Observed(°)	Ideal(°)
1	gL	189	LEU	CB-CG-CD1	-5.32	101.95	111.00
1	hI	130	TYR	CD1-CE1-CZ	5.32	124.59	119.80
1	hQ	39	MET	CG-SD-CE	-5.32	91.69	100.20
1	hX	128	GLU	OE1-CD-OE2	-5.32	116.92	123.30
1	iz	31	ALA	CB-CA-C	5.32	118.08	110.10
1	iW	48	THR	CA-CB-OG1	5.32	120.17	109.00
1	jj	50	GLN	O-C-N	-5.32	114.19	122.70
1	lX	104	ILE	O-C-N	-5.32	114.19	122.70
1	jZ	30	LYS	CB-CA-C	-5.32	99.76	110.40
1	kw	117	TRP	CD1-NE1-CE2	5.32	113.79	109.00
1	ky	145	TYR	CB-CG-CD2	-5.32	117.81	121.00
1	kG	18	ARG	NE-CZ-NH2	5.32	122.96	120.30
1	kX	162	ARG	NE-CZ-NH2	5.32	122.96	120.30
1	kZ	229	ARG	CG-CD-NE	-5.32	100.63	111.80
1	l5	150	ILE	CA-CB-CG1	5.32	121.11	111.00
1	lr	166	ASP	CB-CG-OD2	-5.32	113.51	118.30
1	ls	162	ARG	NE-CZ-NH2	-5.32	117.64	120.30
1	2w	24	VAL	CG1-CB-CG2	-5.32	102.39	110.90
1	2I	112	GLN	O-C-N	-5.32	114.19	122.70
1	2N	161	PHE	CB-CA-C	5.32	121.04	110.40
1	33	85	PRO	N-CA-C	5.32	125.93	112.10
1	36	66	MET	O-C-N	-5.32	114.19	122.70
1	38	80	TRP	NE1-CE2-CZ2	5.32	136.25	130.40
1	3a	216	THR	CA-CB-CG2	-5.32	104.95	112.40
1	3D	18	ARG	NE-CZ-NH2	-5.32	117.64	120.30
1	4p	110	THR	O-C-N	-5.32	114.19	122.70
1	5k	163	ASP	CB-CG-OD2	5.32	123.09	118.30
1	5p	163	ASP	CB-CG-OD2	-5.32	113.51	118.30
1	5y	132	ARG	NH1-CZ-NH2	-5.32	113.55	119.40
1	5V	30	LYS	O-C-N	-5.32	114.19	122.70
1	5V	50	GLN	O-C-N	-5.32	114.19	122.70
1	68	184	TRP	CD1-CG-CD2	-5.32	102.04	106.30
1	6p	180	GLU	CB-CA-C	-5.32	99.76	110.40
1	6z	153	ILE	CA-CB-CG1	5.32	121.11	111.00
1	6I	164	TYR	CB-CG-CD2	5.32	124.19	121.00
1	79	4	GLN	CG-CD-OE1	-5.32	110.96	121.60
1	7b	76	GLU	OE1-CD-OE2	-5.32	116.92	123.30
1	7S	170	LYS	O-C-N	-5.32	114.19	122.70
1	7Y	164	TYR	CD1-CG-CD2	5.32	123.75	117.90
1	8f	174	ALA	CB-CA-C	5.32	118.08	110.10
1	8k	23	TRP	CA-CB-CG	5.32	123.81	113.70
1	9z	76	GLU	OE1-CD-OE2	-5.32	116.92	123.30

Continued on next page...

Continued from previous page...

Mol	Chain	Res	Type	Atoms	Z	Observed(°)	Ideal(°)
1	9I	64	ALA	CB-CA-C	5.32	118.08	110.10
1	ao	173	ARG	CG-CD-NE	-5.32	100.63	111.80
1	aM	138	LEU	CB-CG-CD2	5.32	120.05	111.00
1	aS	6	LEU	CB-CG-CD2	5.32	120.05	111.00
1	15	24	VAL	CB-CA-C	5.32	121.51	111.40
1	b1	97	ARG	O-C-N	-5.32	114.19	122.70
1	bp	143	ARG	NE-CZ-NH1	5.32	122.96	120.30
1	bM	27	VAL	CA-CB-CG2	-5.32	102.92	110.90
1	bO	100	ARG	NH1-CZ-NH2	-5.32	113.55	119.40
1	cD	132	ARG	NE-CZ-NH1	5.32	122.96	120.30
1	cK	163	ASP	CB-CG-OD2	-5.32	113.51	118.30
1	d5	159	GLU	OE1-CD-OE2	-5.32	116.92	123.30
1	lj	151	LEU	CB-CG-CD2	5.32	120.05	111.00
1	dy	199	LYS	O-C-N	-5.32	114.19	122.70
1	dB	59	VAL	CA-CB-CG2	-5.32	102.92	110.90
1	dE	1	PRO	CA-N-CD	-5.32	104.05	111.50
1	dS	31	ALA	O-C-N	-5.32	114.19	122.70
1	fi	80	TRP	CE2-CD2-CG	-5.32	103.04	107.30
1	fV	229	ARG	NH1-CZ-NH2	-5.32	113.55	119.40
1	fY	228	ALA	O-C-N	-5.32	114.19	122.70
1	g1	82	ARG	CG-CD-NE	-5.32	100.63	111.80
1	b	23	TRP	CZ3-CH2-CZ2	-5.32	115.21	121.60
1	d	80	TRP	CB-CG-CD1	-5.32	120.08	127.00
1	y	231	LEU	CB-CG-CD1	-5.32	101.96	111.00
1	Q	167	ARG	NH1-CZ-NH2	-5.32	113.55	119.40
1	gr	165	VAL	O-C-N	-5.32	114.19	122.70
1	1F	145	TYR	CG-CD1-CE1	-5.32	117.05	121.30
1	gO	18	ARG	NE-CZ-NH2	5.32	122.96	120.30
1	hc	32	PHE	CB-CG-CD2	-5.32	117.08	120.80
1	hf	107	THR	CA-CB-CG2	-5.32	104.95	112.40
1	jL	164	TYR	CG-CD2-CE2	5.32	125.56	121.30
1	k2	208	ALA	N-CA-CB	-5.32	102.65	110.10
1	kj	130	TYR	CB-CG-CD2	-5.32	117.81	121.00
1	kU	96	MET	CG-SD-CE	-5.32	91.69	100.20
1	lr	39	MET	CG-SD-CE	5.32	108.71	100.20
1	2F	27	VAL	O-C-N	-5.32	114.19	122.70
1	2I	201	ILE	O-C-N	-5.32	114.19	122.70
1	3g	117	TRP	CB-CG-CD2	-5.32	119.69	126.60
1	3u	152	ASP	O-C-N	-5.32	114.19	122.70
1	49	99	PRO	CA-N-CD	5.32	119.15	111.70
1	4n	108	THR	CA-CB-CG2	-5.32	104.95	112.40
1	4J	5	ASN	CB-CA-C	5.32	121.04	110.40

Continued on next page...

Continued from previous page...

Mol	Chain	Res	Type	Atoms	Z	Observed(°)	Ideal(°)
1	4O	162	ARG	NE-CZ-NH2	-5.32	117.64	120.30
1	5n	130	TYR	CB-CG-CD1	-5.32	117.81	121.00
1	5L	97	ARG	NE-CZ-NH1	5.32	122.96	120.30
1	6v	164	TYR	CD1-CE1-CZ	5.32	124.59	119.80
1	6w	55	MET	CG-SD-CE	-5.32	91.69	100.20
1	6P	187	GLU	O-C-N	-5.32	114.19	122.70
1	6R	40	PHE	O-C-N	-5.32	114.19	122.70
1	7l	76	GLU	OE1-CD-OE2	-5.32	116.92	123.30
1	9M	133	TRP	CH2-CZ2-CE2	5.32	122.72	117.40
1	a6	155	GLN	CG-CD-OE1	5.32	132.24	121.60
1	av	230	VAL	CA-CB-CG2	-5.32	102.92	110.90
1	cP	155	GLN	O-C-N	-5.32	114.16	123.20
1	1h	44	SER	N-CA-CB	-5.32	102.52	110.50
1	dL	130	TYR	CB-CA-C	5.32	121.04	110.40
1	eI	221	VAL	CA-CB-CG2	5.32	118.88	110.90
1	ffF	17	PRO	CA-C-O	-5.32	107.43	120.20
1	r	117	TRP	CD1-CG-CD2	-5.32	102.05	106.30
1	R	167	ARG	NH1-CZ-NH2	-5.32	113.55	119.40
1	ga	162	ARG	NH1-CZ-NH2	-5.32	113.55	119.40
1	gk	71	GLU	N-CA-CB	5.32	120.17	110.60
1	gl	157	PRO	N-CA-CB	5.32	109.68	103.30
1	gw	65	ALA	CB-CA-C	5.32	118.08	110.10
1	hy	32	PHE	CB-CG-CD1	-5.32	117.08	120.80
1	1L	186	THR	O-C-N	-5.32	114.19	122.70
1	hQ	51	ASP	CB-CG-OD2	5.32	123.09	118.30
1	1M	151	LEU	CB-CG-CD2	5.32	120.04	111.00
1	i8	169	TYR	CB-CG-CD1	-5.32	117.81	121.00
1	1P	80	TRP	CE2-CD2-CG	5.32	111.56	107.30
1	iv	14	ALA	O-C-N	-5.32	114.19	122.70
1	iz	143	ARG	CD-NE-CZ	5.32	131.04	123.60
1	iB	171	THR	N-CA-CB	5.32	120.40	110.30
1	iP	164	TYR	CB-CA-C	5.32	121.03	110.40
1	1T	145	TYR	CB-CG-CD1	5.32	124.19	121.00
1	jz	64	ALA	O-C-N	-5.32	114.19	122.70
1	jJ	166	ASP	CB-CG-OD2	-5.32	113.52	118.30
1	jV	188	THR	N-CA-CB	5.32	120.40	110.30
1	k1	39	MET	O-C-N	-5.32	114.19	122.70
1	kp	82	ARG	NH1-CZ-NH2	-5.32	113.55	119.40
1	ld	24	VAL	CG1-CB-CG2	-5.32	102.39	110.90
1	ld	197	ASP	CB-CG-OD1	-5.32	113.51	118.30
1	2n	10	MET	CG-SD-CE	-5.32	91.69	100.20
1	2v	214	MET	CG-SD-CE	-5.32	91.69	100.20

Continued on next page...

Continued from previous page...

Mol	Chain	Res	Type	Atoms	Z	Observed(°)	Ideal(°)
1	2C	211	LEU	CB-CG-CD1	5.32	120.04	111.00
1	3h	23	TRP	CB-CG-CD2	5.32	133.51	126.60
1	3p	164	TYR	C-N-CA	5.32	134.99	121.70
1	3q	32	PHE	CB-CG-CD1	5.32	124.52	120.80
1	3x	154	ARG	N-CA-CB	5.32	120.17	110.60
1	3F	111	LEU	O-C-N	-5.32	114.19	122.70
1	4h	157	PRO	N-CA-CB	5.32	109.68	103.30
1	5o	162	ARG	NE-CZ-NH1	5.32	122.96	120.30
1	5w	184	TRP	CD1-NE1-CE2	5.32	113.79	109.00
1	5E	162	ARG	NE-CZ-NH1	5.32	122.96	120.30
1	6b	173	ARG	NE-CZ-NH1	5.32	122.96	120.30
1	6f	14	ALA	CB-CA-C	-5.32	102.12	110.10
1	6z	7	GLN	N-CA-CB	5.32	120.17	110.60
1	6C	139	ASN	CB-CA-C	5.32	121.03	110.40
1	7C	164	TYR	CB-CG-CD2	-5.32	117.81	121.00
1	7W	109	SER	CA-C-O	5.32	131.27	120.10
1	81	127	GLY	C-N-CA	5.32	134.99	121.70
1	8h	66	MET	CG-SD-CE	5.32	108.71	100.20
1	8m	39	MET	CG-SD-CE	-5.32	91.69	100.20
1	8E	102	SER	N-CA-CB	-5.32	102.53	110.50
1	Y	169	TYR	CD1-CE1-CZ	-5.32	115.01	119.80
1	a7	100	ARG	CD-NE-CZ	5.32	131.04	123.60
1	aj	181	VAL	CA-CB-CG1	-5.32	102.92	110.90
1	aw	18	ARG	NE-CZ-NH2	-5.32	117.64	120.30
1	14	4	GLN	O-C-N	-5.32	114.19	122.70
1	aO	168	PHE	CB-CA-C	5.32	121.03	110.40
1	bb	143	ARG	NH1-CZ-NH2	-5.32	113.55	119.40
1	bW	23	TRP	CE3-CZ3-CH2	5.32	127.05	121.20
1	bW	198	CYS	N-CA-CB	5.32	120.17	110.60
1	cN	110	THR	CA-CB-CG2	-5.32	104.96	112.40
1	d4	5	ASN	CA-CB-CG	5.32	125.10	113.40
1	d8	29	GLU	OE1-CD-OE2	-5.32	116.92	123.30
1	ee	23	TRP	CE2-CD2-CG	-5.32	103.05	107.30
1	ez	130	TYR	CD1-CG-CD2	-5.32	112.05	117.90
1	eH	71	GLU	CA-CB-CG	5.32	125.10	113.40
1	f7	15	ILE	O-C-N	-5.32	114.19	122.70
1	f7	152	ASP	CB-CG-OD1	5.32	123.08	118.30
1	fq	186	THR	N-CA-CB	5.32	120.40	110.30
1	fs	103	ASP	CB-CG-OD2	5.32	123.09	118.30
1	fK	198	CYS	N-CA-CB	5.32	120.17	110.60
1	fS	180	GLU	CB-CA-C	-5.32	99.77	110.40
1	f	230	VAL	CA-CB-CG1	5.32	118.88	110.90

Continued on next page...

Continued from previous page...

Mol	Chain	Res	Type	Atoms	Z	Observed(°)	Ideal(°)
1	x	213	GLU	N-CA-CB	5.32	120.17	110.60
1	C	145	TYR	CB-CG-CD1	-5.32	117.81	121.00
1	R	111	LEU	O-C-N	-5.32	114.19	122.70
1	gp	161	PHE	CB-CG-CD2	-5.32	117.08	120.80
1	gu	178	SER	O-C-N	-5.32	114.19	122.70
1	gB	145	TYR	CG-CD2-CE2	-5.32	117.05	121.30
1	gJ	162	ARG	NH1-CZ-NH2	5.32	125.25	119.40
1	hR	125	PRO	C-N-CA	5.32	134.99	121.70
1	hT	176	GLN	CB-CA-C	-5.32	99.77	110.40
1	i7	163	ASP	CB-CA-C	-5.32	99.77	110.40
1	iQ	95	GLN	CG-CD-OE1	-5.32	110.97	121.60
1	iR	167	ARG	NE-CZ-NH1	5.32	122.96	120.30
1	1T	113	GLU	CA-CB-CG	5.32	125.10	113.40
1	jp	54	THR	CA-CB-CG2	5.32	119.84	112.40
1	jD	112	GLN	N-CA-C	5.32	125.35	111.00
1	k4	130	TYR	CB-CG-CD1	5.32	124.19	121.00
1	kt	159	GLU	OE1-CD-OE2	-5.32	116.92	123.30
1	kB	96	MET	CG-SD-CE	-5.32	91.70	100.20
1	kL	9	GLN	CB-CG-CD	5.32	125.42	111.60
1	l9	167	ARG	NE-CZ-NH1	5.32	122.96	120.30
1	le	35	GLU	OE1-CD-OE2	-5.32	116.92	123.30
1	lk	96	MET	O-C-N	-5.32	114.20	122.70
1	ll	16	SER	O-C-N	-5.32	111.00	121.10
1	28	55	MET	CA-CB-CG	5.32	122.34	113.30
1	28	59	VAL	C-N-CA	5.32	133.47	122.30
1	lv	31	ALA	N-CA-CB	5.32	117.54	110.10
1	2c	161	PHE	CZ-CE2-CD2	5.32	126.48	120.10
1	2y	122	PRO	CA-C-N	5.32	131.98	117.10
1	2H	210	THR	O-C-N	5.32	131.20	122.70
1	2W	197	ASP	CB-CG-OD2	5.32	123.08	118.30
1	3V	29	GLU	OE1-CD-OE2	-5.32	116.92	123.30
1	3V	152	ASP	CB-CG-OD2	5.32	123.08	118.30
1	4e	51	ASP	CA-CB-CG	-5.32	101.71	113.40
1	4x	68	MET	CG-SD-CE	5.32	108.71	100.20
1	57	100	ARG	NH1-CZ-NH2	-5.32	113.55	119.40
1	5g	132	ARG	CG-CD-NE	-5.32	100.64	111.80
1	5y	169	TYR	CB-CG-CD2	5.32	124.19	121.00
1	5O	133	TRP	CD1-CG-CD2	5.32	110.55	106.30
1	6e	40	PHE	CB-CG-CD2	-5.32	117.08	120.80
1	6f	158	LYS	CA-C-N	5.32	128.89	117.20
1	6K	90	PRO	N-CA-C	5.32	125.92	112.10
1	6Z	143	ARG	O-C-N	-5.32	114.20	122.70

Continued on next page...

Continued from previous page...

Mol	Chain	Res	Type	Atoms	Z	Observed(°)	Ideal(°)
1	7d	142	VAL	CA-CB-CG2	5.32	118.87	110.90
1	7j	18	ARG	NE-CZ-NH2	-5.32	117.64	120.30
1	83	81	ASP	CA-C-N	5.32	128.89	117.20
1	8h	103	ASP	CB-CG-OD1	5.32	123.08	118.30
1	8n	69	LEU	CB-CA-C	5.32	120.30	110.20
1	8G	228	ALA	CB-CA-C	5.32	118.07	110.10
1	9d	184	TRP	N-CA-CB	-5.32	101.03	110.60
1	9y	187	GLU	N-CA-C	5.32	125.35	111.00
1	9V	128	GLU	OE1-CD-OE2	-5.32	116.92	123.30
1	a9	16	SER	N-CA-CB	5.32	118.47	110.50
1	am	184	TRP	CD1-NE1-CE2	5.32	113.78	109.00
1	aE	144	MET	O-C-N	-5.32	114.20	122.70
1	b8	18	ARG	CD-NE-CZ	-5.32	116.16	123.60
1	17	19	THR	OG1-CB-CG2	-5.32	97.78	110.00
1	bZ	59	VAL	CG1-CB-CG2	5.32	119.40	110.90
1	cH	58	THR	CA-CB-CG2	-5.32	104.96	112.40
1	cS	55	MET	O-C-N	-5.32	114.20	122.70
1	cV	148	THR	CA-CB-CG2	5.32	119.84	112.40
1	dk	133	TRP	CB-CG-CD1	5.32	133.91	127.00
1	eJ	23	TRP	CE3-CZ3-CH2	-5.32	115.35	121.20
1	fE	130	TYR	CD1-CE1-CZ	5.32	124.58	119.80
1	fP	67	GLN	N-CA-CB	-5.32	101.03	110.60
1	q	130	TYR	CB-CG-CD1	-5.32	117.81	121.00
1	J	36	VAL	CA-CB-CG1	5.32	118.87	110.90
1	gD	27	VAL	CA-CB-CG1	5.31	118.87	110.90
1	gM	161	PHE	N-CA-CB	5.31	120.17	110.60
1	hL	77	ALA	N-CA-CB	-5.31	102.66	110.10
1	hN	145	TYR	CB-CG-CD1	5.31	124.19	121.00
1	hQ	133	TRP	CB-CG-CD2	-5.31	119.69	126.60
1	ip	24	VAL	CA-CB-CG2	-5.31	102.93	110.90
1	iE	182	LYS	O-C-N	-5.31	114.20	122.70
1	iN	147	PRO	N-CD-CG	5.31	111.17	103.20
1	1S	169	TYR	CD1-CG-CD2	5.31	123.75	117.90
1	jM	82	ARG	NE-CZ-NH2	-5.31	117.64	120.30
1	lw	16	SER	N-CA-CB	5.31	118.47	110.50
1	2v	120	HIS	CA-CB-CG	-5.31	104.57	113.60
1	2Q	154	ARG	NE-CZ-NH1	5.31	122.96	120.30
1	31	204	ALA	CB-CA-C	5.31	118.07	110.10
1	3Q	32	PHE	CB-CA-C	5.31	121.03	110.40
1	41	164	TYR	CG-CD1-CE1	-5.31	117.05	121.30
1	4h	66	MET	CG-SD-CE	-5.31	91.70	100.20
1	4r	41	SER	N-CA-CB	5.31	118.47	110.50

Continued on next page...

Continued from previous page...

Mol	Chain	Res	Type	Atoms	Z	Observed(°)	Ideal(°)
1	5C	71	GLU	OE1-CD-OE2	-5.31	116.92	123.30
1	5P	41	SER	N-CA-CB	5.31	118.47	110.50
1	5T	143	ARG	NE-CZ-NH2	-5.31	117.64	120.30
1	6n	41	SER	N-CA-CB	5.31	118.47	110.50
1	6A	85	PRO	N-CD-CG	5.31	111.17	103.20
1	7p	76	GLU	OE1-CD-OE2	-5.31	116.92	123.30
1	7B	109	SER	N-CA-CB	5.31	118.47	110.50
1	7W	24	VAL	CG1-CB-CG2	5.31	119.40	110.90
1	8q	83	LEU	O-C-N	-5.31	114.20	122.70
1	Y	213	GLU	CB-CA-C	-5.31	99.77	110.40
1	aa	144	MET	CG-SD-CE	-5.31	91.70	100.20
1	aG	219	GLN	O-C-N	-5.31	114.17	123.20
1	19	208	ALA	N-CA-CB	-5.31	102.66	110.10
1	cN	40	PHE	CG-CD2-CE2	-5.31	114.95	120.80
1	d6	213	GLU	OE1-CD-OE2	-5.31	116.92	123.30
1	e5	106	GLY	O-C-N	-5.31	114.20	122.70
1	e9	147	PRO	N-CD-CG	5.31	111.17	103.20
1	eJ	81	ASP	CB-CG-OD2	5.31	123.08	118.30
1	1t	12	HIS	CA-CB-CG	-5.31	104.56	113.60
1	gh	68	MET	CA-CB-CG	5.31	122.33	113.30
1	gr	22	ALA	N-CA-CB	5.31	117.54	110.10
1	gX	23	TRP	CA-CB-CG	5.31	123.79	113.70
1	hh	145	TYR	CG-CD2-CE2	-5.31	117.05	121.30
1	ii	82	ARG	NH1-CZ-NH2	-5.31	113.56	119.40
1	ip	76	GLU	O-C-N	-5.31	114.20	122.70
1	iC	64	ALA	CB-CA-C	5.31	118.07	110.10
1	iG	166	ASP	CB-CG-OD2	5.31	123.08	118.30
1	iZ	229	ARG	NE-CZ-NH1	5.31	122.96	120.30
1	ja	36	VAL	CA-CB-CG2	-5.31	102.93	110.90
1	ja	80	TRP	N-CA-CB	-5.31	101.04	110.60
1	jh	80	TRP	CA-CB-CG	5.31	123.79	113.70
1	jm	125	PRO	N-CA-C	-5.31	98.29	112.10
1	jt	169	TYR	CB-CG-CD2	-5.31	117.81	121.00
1	jK	23	TRP	CG-CD2-CE3	5.31	138.68	133.90
1	k8	64	ALA	N-CA-CB	-5.31	102.66	110.10
1	kj	80	TRP	NE1-CE2-CZ2	5.31	136.24	130.40
1	kn	229	ARG	NE-CZ-NH2	-5.31	117.64	120.30
1	kz	162	ARG	NH1-CZ-NH2	-5.31	113.56	119.40
1	kO	96	MET	CG-SD-CE	-5.31	91.70	100.20
1	2h	56	LEU	C-N-CA	5.31	134.98	121.70
1	2s	209	ALA	CB-CA-C	-5.31	102.13	110.10
1	2U	145	TYR	O-C-N	-5.31	114.20	122.70

Continued on next page...

Continued from previous page...

Mol	Chain	Res	Type	Atoms	Z	Observed(°)	Ideal(°)
1	2X	117	TRP	CB-CG-CD1	-5.31	120.09	127.00
1	37	13	GLN	CB-CA-C	-5.31	99.78	110.40
1	3A	169	TYR	O-C-N	-5.31	114.20	122.70
1	3F	217	ALA	CB-CA-C	-5.31	102.13	110.10
1	3W	81	ASP	CB-CG-OD2	-5.31	113.52	118.30
1	43	58	THR	N-CA-CB	5.31	120.39	110.30
1	4c	164	TYR	CG-CD2-CE2	-5.31	117.05	121.30
1	4n	145	TYR	CB-CG-CD2	-5.31	117.81	121.00
1	4K	86	VAL	CG1-CB-CG2	-5.31	102.40	110.90
1	5t	221	VAL	CA-CB-CG1	-5.31	102.93	110.90
1	5H	154	ARG	N-CA-CB	5.31	120.16	110.60
1	6j	210	THR	N-CA-CB	5.31	120.39	110.30
1	6n	168	PHE	CZ-CE2-CD2	-5.31	113.72	120.10
1	6w	212	GLU	OE1-CD-OE2	-5.31	116.92	123.30
1	7x	145	TYR	CB-CG-CD2	-5.31	117.81	121.00
1	7E	4	GLN	N-CA-CB	5.31	120.16	110.60
1	9A	169	TYR	CD1-CE1-CZ	-5.31	115.02	119.80
1	a5	63	GLN	O-C-N	-5.31	114.20	122.70
1	a5	78	ALA	N-CA-CB	-5.31	102.66	110.10
1	ad	24	VAL	CA-CB-CG1	5.31	118.87	110.90
1	ae	181	VAL	CA-CB-CG2	-5.31	102.93	110.90
1	aS	164	TYR	CB-CG-CD1	5.31	124.19	121.00
1	b2	199	LYS	O-C-N	-5.31	114.20	122.70
1	by	185	MET	CG-SD-CE	-5.31	91.70	100.20
1	cf	118	MET	CA-CB-CG	5.31	122.33	113.30
1	co	202	LEU	O-C-N	-5.31	114.20	122.70
1	lg	119	THR	CA-CB-CG2	-5.31	104.96	112.40
1	cK	10	MET	CG-SD-CE	-5.31	91.70	100.20
1	dE	58	THR	CA-CB-CG2	-5.31	104.96	112.40
1	e1	25	LYS	CG-CD-CE	5.31	127.84	111.90
1	e6	23	TRP	CB-CG-CD2	5.31	133.51	126.60
1	ej	131	LYS	CB-CA-C	5.31	121.02	110.40
1	eX	215	MET	CA-CB-CG	5.31	122.33	113.30
1	fq	168	PHE	CB-CG-CD2	-5.31	117.08	120.80
1	fw	169	TYR	CB-CG-CD1	-5.31	117.81	121.00
1	fV	229	ARG	CG-CD-NE	-5.31	100.64	111.80
1	w	184	TRP	CD1-NE1-CE2	-5.31	104.22	109.00
1	O	74	ASN	O-C-N	-5.31	114.20	122.70
1	gf	116	GLY	CA-C-O	5.31	130.16	120.60
1	hv	48	THR	CA-CB-CG2	-5.31	104.96	112.40
1	hT	168	PHE	CB-CG-CD2	5.31	124.52	120.80
1	ik	44	SER	CB-CA-C	-5.31	100.01	110.10

Continued on next page...

Continued from previous page...

Mol	Chain	Res	Type	Atoms	Z	Observed(°)	Ideal(°)
1	iC	215	MET	CG-SD-CE	-5.31	91.70	100.20
1	jL	229	ARG	CA-CB-CG	5.31	125.08	113.40
1	k5	84	HIS	CA-CB-CG	-5.31	104.57	113.60
1	ko	197	ASP	CB-CG-OD2	5.31	123.08	118.30
1	lO	209	ALA	CB-CA-C	-5.31	102.13	110.10
1	2f	214	MET	CG-SD-CE	-5.31	91.70	100.20
1	2l	36	VAL	O-C-N	-5.31	114.20	122.70
1	4q	184	TRP	CG-CD1-NE1	-5.31	104.79	110.10
1	4L	100	ARG	O-C-N	-5.31	114.17	123.20
1	57	169	TYR	CG-CD2-CE2	5.31	125.55	121.30
1	5c	162	ARG	NH1-CZ-NH2	-5.31	113.56	119.40
1	5m	56	LEU	O-C-N	-5.31	114.20	122.70
1	6a	132	ARG	NE-CZ-NH1	5.31	122.95	120.30
1	6N	77	ALA	N-CA-CB	-5.31	102.66	110.10
1	72	197	ASP	CB-CG-OD1	5.31	123.08	118.30
1	7z	72	THR	CA-CB-CG2	5.31	119.84	112.40
1	8n	151	LEU	CB-CG-CD1	-5.31	101.97	111.00
1	9S	133	TRP	CD1-NE1-CE2	5.31	113.78	109.00
1	bq	35	GLU	CA-CB-CG	5.31	125.08	113.40
1	dc	208	ALA	CA-C-O	5.31	131.25	120.10
1	ec	100	ARG	CG-CD-NE	-5.31	100.65	111.80
1	eM	164	TYR	CG-CD2-CE2	-5.31	117.05	121.30
1	h	145	TYR	CB-CG-CD2	-5.31	117.81	121.00
1	U	112	GLN	CB-CA-C	-5.31	99.78	110.40
1	gr	108	THR	CA-CB-CG2	-5.31	104.97	112.40
1	gG	35	GLU	N-CA-CB	-5.31	101.04	110.60
1	ha	132	ARG	NE-CZ-NH2	-5.31	117.64	120.30
1	hv	40	PHE	CB-CG-CD2	-5.31	117.08	120.80
1	hV	209	ALA	CB-CA-C	-5.31	102.14	110.10
1	lO	184	TRP	O-C-N	-5.31	114.20	122.70
1	ie	100	ARG	NH1-CZ-NH2	-5.31	113.56	119.40
1	iq	117	TRP	CB-CG-CD2	5.31	133.50	126.60
1	iA	230	VAL	CA-CB-CG1	5.31	118.86	110.90
1	ji	130	TYR	CB-CA-C	5.31	121.02	110.40
1	jl	72	THR	CA-CB-CG2	-5.31	104.97	112.40
1	jw	38	PRO	N-CA-CB	5.31	109.67	103.30
1	jD	45	GLU	N-CA-C	5.31	125.34	111.00
1	jF	211	LEU	CB-CG-CD1	-5.31	101.97	111.00
1	jG	169	TYR	CZ-CE2-CD2	-5.31	115.02	119.80
1	kx	166	ASP	CB-CG-OD1	-5.31	113.52	118.30
1	23	117	TRP	CB-CG-CD2	-5.31	119.70	126.60
1	kE	18	ARG	NH1-CZ-NH2	-5.31	113.56	119.40

Continued on next page...

Continued from previous page...

Mol	Chain	Res	Type	Atoms	Z	Observed(°)	Ideal(°)
1	kI	100	ARG	CG-CD-NE	-5.31	100.65	111.80
1	kO	86	VAL	CA-CB-CG1	5.31	118.86	110.90
1	kV	169	TYR	CD1-CG-CD2	-5.31	112.06	117.90
1	la	47	ALA	N-CA-CB	-5.31	102.67	110.10
1	le	82	ARG	NE-CZ-NH1	5.31	122.95	120.30
1	lK	151	LEU	CB-CG-CD2	5.31	120.03	111.00
1	2a	40	PHE	CB-CG-CD1	5.31	124.52	120.80
1	2C	18	ARG	NE-CZ-NH2	-5.31	117.64	120.30
1	2S	23	TRP	CB-CG-CD2	5.31	133.50	126.60
1	3b	2	ILE	O-C-N	-5.31	114.20	122.70
1	3e	80	TRP	CD1-NE1-CE2	5.31	113.78	109.00
1	3T	14	ALA	O-C-N	-5.31	114.20	122.70
1	3X	32	PHE	CD1-CE1-CZ	5.31	126.47	120.10
1	3X	119	THR	N-CA-CB	5.31	120.39	110.30
1	4g	174	ALA	CB-CA-C	-5.31	102.14	110.10
1	4q	88	ALA	CA-C-O	5.31	131.25	120.10
1	4q	114	GLN	O-C-N	-5.31	114.20	122.70
1	4y	212	GLU	N-CA-CB	-5.31	101.04	110.60
1	4A	3	VAL	O-C-N	-5.31	114.20	122.70
1	4K	161	PHE	CG-CD1-CE1	-5.31	114.96	120.80
1	4T	100	ARG	O-C-N	-5.31	114.17	123.20
1	4U	217	ALA	N-CA-CB	5.31	117.53	110.10
1	4W	96	MET	CG-SD-CE	-5.31	91.71	100.20
1	5i	168	PHE	O-C-N	-5.31	114.21	122.70
1	5u	168	PHE	CB-CG-CD1	-5.31	117.08	120.80
1	5K	132	ARG	CD-NE-CZ	5.31	131.03	123.60
1	7u	81	ASP	O-C-N	-5.31	114.20	122.70
1	7E	98	GLU	OE1-CD-OE2	-5.31	116.93	123.30
1	7E	146	SER	CB-CA-C	-5.31	100.01	110.10
1	8Q	133	TRP	CB-CG-CD2	-5.31	119.70	126.60
1	97	130	TYR	CG-CD2-CE2	-5.31	117.05	121.30
1	9e	229	ARG	NE-CZ-NH1	5.31	122.95	120.30
1	9g	228	ALA	CB-CA-C	-5.31	102.14	110.10
1	9J	35	GLU	O-C-N	-5.31	114.21	122.70
1	9O	144	MET	N-CA-C	5.31	125.33	111.00
1	ab	19	THR	CA-CB-CG2	5.31	119.83	112.40
1	aF	34	PRO	N-CA-CB	5.31	109.67	103.30
1	aS	166	ASP	CB-CG-OD1	-5.31	113.52	118.30
1	aZ	62	HIS	O-C-N	-5.31	114.20	122.70
1	b4	97	ARG	NE-CZ-NH2	5.31	122.95	120.30
1	bv	132	ARG	NH1-CZ-NH2	-5.31	113.56	119.40
1	1c	165	VAL	CA-CB-CG2	5.31	118.86	110.90

Continued on next page...

Continued from previous page...

Mol	Chain	Res	Type	Atoms	Z	Observed(°)	Ideal(°)
1	cb	74	ASN	CB-CG-OD1	-5.31	110.98	121.60
1	ct	231	LEU	CB-CG-CD2	-5.31	101.97	111.00
1	cG	96	MET	CG-SD-CE	5.31	108.69	100.20
1	cP	68	MET	O-C-N	-5.31	114.20	122.70
1	d1	117	TRP	CG-CD1-NE1	-5.31	104.79	110.10
1	dM	215	MET	O-C-N	-5.31	114.20	122.70
1	e1	51	ASP	CB-CG-OD1	5.31	123.08	118.30
1	lo	47	ALA	CA-C-O	5.31	131.25	120.10
1	lp	197	ASP	CB-CG-OD2	-5.31	113.52	118.30
1	ec	11	VAL	CG1-CB-CG2	5.31	119.40	110.90
1	ls	210	THR	CA-CB-CG2	-5.31	104.97	112.40
1	fr	123	PRO	N-CA-C	5.31	125.91	112.10
1	fL	18	ARG	NE-CZ-NH2	5.31	122.95	120.30
1	j	42	ALA	N-CA-CB	-5.31	102.67	110.10
1	l	162	ARG	NE-CZ-NH1	5.31	122.95	120.30
1	q	128	GLU	O-C-N	-5.31	114.20	122.70
1	4	103	ASP	CB-CG-OD1	5.31	123.08	118.30
1	O	166	ASP	CB-CG-OD1	-5.31	113.52	118.30
1	gJ	164	TYR	CB-CG-CD2	-5.31	117.81	121.00
1	gL	171	THR	N-CA-CB	5.31	120.38	110.30
1	hB	214	MET	CG-SD-CE	-5.31	91.71	100.20
1	hG	23	TRP	CB-CG-CD2	5.31	133.50	126.60
1	i3	189	LEU	CB-CG-CD1	5.31	120.02	111.00
1	io	229	ARG	NH1-CZ-NH2	-5.31	113.56	119.40
1	iw	145	TYR	CB-CG-CD1	-5.31	117.81	121.00
1	lQ	184	TRP	CB-CG-CD1	-5.31	120.10	127.00
1	iR	61	GLY	C-N-CA	5.31	134.97	121.70
1	j4	143	ARG	CG-CD-NE	-5.31	100.66	111.80
1	ju	162	ARG	NE-CZ-NH1	5.31	122.95	120.30
1	ju	19	THR	CA-CB-CG2	5.31	119.83	112.40
1	juP	231	LEU	CA-C-O	-5.31	108.95	120.10
1	k3	182	LYS	CA-CB-CG	5.31	125.08	113.40
1	k7	2	ILE	O-C-N	-5.31	114.21	122.70
1	ka	124	ILE	CB-CA-C	5.31	122.21	111.60
1	kw	82	ARG	NE-CZ-NH2	-5.31	117.65	120.30
1	2e	164	TYR	CD1-CE1-CZ	5.31	124.58	119.80
1	2O	100	ARG	CD-NE-CZ	5.31	131.03	123.60
1	2S	73	ILE	CA-CB-CG1	5.31	121.08	111.00
1	4v	100	ARG	CA-C-O	5.31	131.25	120.10
1	4E	64	ALA	C-N-CA	5.31	134.97	121.70
1	5w	110	THR	N-CA-CB	5.31	120.39	110.30
1	5O	164	TYR	CG-CD2-CE2	5.31	125.55	121.30

Continued on next page...

Continued from previous page...

Mol	Chain	Res	Type	Atoms	Z	Observed(°)	Ideal(°)
1	5P	18	ARG	NH1-CZ-NH2	-5.31	113.56	119.40
1	5Q	133	TRP	CZ3-CH2-CZ2	-5.31	115.23	121.60
1	6v	138	LEU	CB-CA-C	5.31	120.29	110.20
1	6H	144	MET	CG-SD-CE	-5.31	91.71	100.20
1	79	76	GLU	OE1-CD-OE2	-5.31	116.93	123.30
1	7h	130	TYR	CB-CG-CD1	-5.31	117.82	121.00
1	7D	71	GLU	OE1-CD-OE2	-5.31	116.93	123.30
1	8i	163	ASP	CB-CA-C	-5.31	99.78	110.40
1	8w	44	SER	N-CA-CB	5.31	118.46	110.50
1	8R	77	ALA	N-CA-CB	5.31	117.53	110.10
1	93	71	GLU	OE1-CD-OE2	-5.31	116.93	123.30
1	98	130	TYR	CG-CD1-CE1	-5.31	117.05	121.30
1	9b	143	ARG	CG-CD-NE	-5.31	100.65	111.80
1	9n	229	ARG	N-CA-CB	-5.31	101.05	110.60
1	9r	145	TYR	CA-CB-CG	-5.31	103.31	113.40
1	9H	58	THR	CA-CB-OG1	5.31	120.15	109.00
1	aD	103	ASP	CB-CG-OD1	5.31	123.08	118.30
1	aH	90	PRO	N-CD-CG	-5.31	95.24	103.20
1	aI	18	ARG	CD-NE-CZ	5.31	131.03	123.60
1	aJ	191	VAL	CB-CA-C	-5.31	101.31	111.40
1	aO	181	VAL	CG1-CB-CG2	-5.31	102.41	110.90
1	aV	189	LEU	CB-CG-CD1	5.31	120.02	111.00
1	b0	23	TRP	CE2-CD2-CG	-5.31	103.05	107.30
1	bl	14	ALA	CA-C-O	5.31	131.25	120.10
1	bq	119	THR	CA-CB-CG2	-5.31	104.97	112.40
1	c2	164	TYR	CG-CD1-CE1	-5.31	117.05	121.30
1	c3	184	TRP	CB-CG-CD1	5.31	133.90	127.00
1	c5	12	HIS	CA-CB-CG	5.31	122.62	113.60
1	c8	34	PRO	C-N-CA	5.31	134.97	121.70
1	cs	81	ASP	CB-CG-OD1	5.31	123.08	118.30
1	dg	217	ALA	C-N-CA	5.31	134.97	121.70
1	dk	145	TYR	CZ-CE2-CD2	-5.31	115.02	119.80
1	eD	164	TYR	CB-CA-C	5.31	121.01	110.40
1	eZ	145	TYR	O-C-N	-5.31	114.21	122.70
1	1u	108	THR	CA-CB-CG2	-5.31	104.97	112.40
1	1v	168	PHE	CB-CG-CD2	5.31	124.52	120.80
1	fd	169	TYR	CB-CG-CD2	-5.31	117.82	121.00
1	fg	117	TRP	CD1-NE1-CE2	5.31	113.78	109.00
1	1z	158	LYS	N-CA-CB	5.31	120.16	110.60
1	1A	178	SER	CB-CA-C	5.31	120.19	110.10
1	1A	184	TRP	CZ3-CH2-CZ2	-5.31	115.23	121.60
1	h	180	GLU	O-C-N	-5.31	114.21	122.70

Continued on next page...

Continued from previous page...

Mol	Chain	Res	Type	Atoms	Z	Observed(°)	Ideal(°)
1	m	7	GLN	N-CA-CB	5.31	120.15	110.60
1	s	69	LEU	O-C-N	-5.31	114.21	122.70
1	G	23	TRP	NE1-CE2-CZ2	5.31	136.24	130.40
1	K	78	ALA	CB-CA-C	5.31	118.06	110.10
1	5	40	PHE	CB-CG-CD1	5.31	124.52	120.80
1	8	116	GLY	CA-C-O	-5.31	111.05	120.60
1	gi	43	LEU	CB-CG-CD1	5.31	120.02	111.00
1	is	84	HIS	CA-C-N	5.31	131.96	117.10
1	iI	230	VAL	CG1-CB-CG2	5.31	119.39	110.90
1	iN	18	ARG	NE-CZ-NH2	-5.31	117.65	120.30
1	jb	133	TRP	CH2-CZ2-CE2	5.31	122.71	117.40
1	kS	143	ARG	NH1-CZ-NH2	-5.31	113.56	119.40
1	l8	101	GLY	O-C-N	-5.31	114.21	122.70
1	27	117	TRP	CB-CG-CD2	-5.31	119.70	126.60
1	3d	97	ARG	CG-CD-NE	-5.31	100.66	111.80
1	5u	197	ASP	CB-CG-OD1	-5.31	113.53	118.30
1	5R	112	GLN	O-C-N	-5.31	114.21	122.70
1	6q	42	ALA	O-C-N	-5.31	114.21	122.70
1	6O	170	LYS	N-CA-CB	5.31	120.15	110.60
1	7A	44	SER	N-CA-CB	5.31	118.46	110.50
1	8v	220	GLY	C-N-CA	5.31	134.97	121.70
1	aK	82	ARG	CG-CD-NE	-5.31	100.66	111.80
1	bk	189	LEU	CB-CA-C	-5.31	100.12	110.20
1	bA	133	TRP	CE2-CD2-CG	5.31	111.55	107.30
1	19	18	ARG	NE-CZ-NH2	5.31	122.95	120.30
1	bV	121	ASN	CB-CA-C	5.31	121.01	110.40
1	cB	79	GLU	CG-CD-OE1	5.31	128.91	118.30
1	cG	181	VAL	CG1-CB-CG2	-5.31	102.41	110.90
1	lh	23	TRP	CD1-NE1-CE2	5.31	113.78	109.00
1	ed	139	ASN	N-CA-CB	-5.31	101.05	110.60
1	eS	9	GLN	O-C-N	-5.31	114.21	122.70
1	ff	133	TRP	CE3-CZ3-CH2	-5.31	115.36	121.20
1	ft	230	VAL	CA-CB-CG1	5.31	118.86	110.90
1	fB	163	ASP	CB-CA-C	-5.31	99.79	110.40
1	fC	145	TYR	CD1-CE1-CZ	-5.31	115.02	119.80
1	Q	145	TYR	CD1-CE1-CZ	5.31	124.58	119.80
1	g9	128	GLU	OE1-CD-OE2	-5.30	116.93	123.30
1	gk	26	VAL	CG1-CB-CG2	-5.30	102.41	110.90
1	gT	215	MET	N-CA-CB	5.30	120.15	110.60
1	h5	212	GLU	N-CA-CB	-5.30	101.05	110.60
1	hh	80	TRP	CH2-CZ2-CE2	5.30	122.70	117.40
1	hy	130	TYR	CB-CG-CD2	-5.30	117.82	121.00

Continued on next page...

Continued from previous page...

Mol	Chain	Res	Type	Atoms	Z	Observed(°)	Ideal(°)
1	hJ	164	TYR	CB-CG-CD2	-5.30	117.82	121.00
1	i9	161	PHE	CD1-CE1-CZ	-5.30	113.73	120.10
1	ib	154	ARG	NE-CZ-NH2	-5.30	117.65	120.30
1	1R	36	VAL	CA-CB-CG1	5.30	118.86	110.90
1	j7	139	ASN	O-C-N	-5.30	114.21	122.70
1	j9	55	MET	CG-SD-CE	-5.30	91.71	100.20
1	jt	34	PRO	O-C-N	5.30	131.19	122.70
1	kw	50	GLN	CB-CA-C	-5.30	99.79	110.40
1	ky	33	SER	CA-C-N	5.30	131.95	117.10
1	kA	102	SER	O-C-N	-5.30	114.21	122.70
1	23	109	SER	N-CA-CB	5.30	118.46	110.50
1	lr	48	THR	CA-CB-CG2	-5.30	104.97	112.40
1	2n	156	GLY	CA-C-O	-5.30	111.05	120.60
1	2v	164	TYR	CB-CA-C	5.30	121.01	110.40
1	2L	143	ARG	NE-CZ-NH1	5.30	122.95	120.30
1	2W	164	TYR	CG-CD1-CE1	-5.30	117.06	121.30
1	3v	164	TYR	CD1-CG-CD2	-5.30	112.07	117.90
1	3v	167	ARG	NH1-CZ-NH2	-5.30	113.57	119.40
1	3B	75	GLU	OE1-CD-OE2	-5.30	116.93	123.30
1	3P	117	TRP	CE3-CZ3-CH2	-5.30	115.36	121.20
1	3U	164	TYR	CZ-CE2-CD2	-5.30	115.03	119.80
1	4c	18	ARG	NE-CZ-NH2	5.30	122.95	120.30
1	4G	190	LEU	N-CA-CB	-5.30	99.79	110.40
1	5q	173	ARG	NH1-CZ-NH2	-5.30	113.56	119.40
1	5w	23	TRP	CG-CD2-CE3	-5.30	129.13	133.90
1	5U	23	TRP	CE3-CZ3-CH2	-5.30	115.36	121.20
1	5W	202	LEU	CB-CG-CD1	-5.30	101.98	111.00
1	6c	32	PHE	O-C-N	-5.30	114.21	122.70
1	6l	66	MET	CG-SD-CE	-5.30	91.71	100.20
1	6n	177	ALA	CB-CA-C	5.30	118.06	110.10
1	7n	10	MET	N-CA-CB	5.30	120.15	110.60
1	7J	165	VAL	CG1-CB-CG2	-5.30	102.41	110.90
1	7U	103	ASP	CB-CG-OD1	-5.30	113.53	118.30
1	87	40	PHE	CB-CG-CD2	-5.30	117.09	120.80
1	8w	133	TRP	CE2-CD2-CE3	5.30	125.07	118.70
1	8x	158	LYS	O-C-N	-5.30	114.21	122.70
1	94	217	ALA	N-CA-CB	-5.30	102.67	110.10
1	97	210	THR	CA-CB-CG2	-5.30	104.97	112.40
1	9g	80	TRP	CD1-CG-CD2	-5.30	102.06	106.30
1	9t	82	ARG	NE-CZ-NH2	-5.30	117.65	120.30
1	9y	178	SER	N-CA-CB	5.30	118.46	110.50
1	9O	108	THR	CA-CB-OG1	5.30	120.14	109.00

Continued on next page...

Continued from previous page...

Mol	Chain	Res	Type	Atoms	Z	Observed(°)	Ideal(°)
1	ax	144	MET	CG-SD-CE	-5.30	91.71	100.20
1	aB	164	TYR	CD1-CE1-CZ	5.30	124.57	119.80
1	bv	173	ARG	NH1-CZ-NH2	-5.30	113.57	119.40
1	ca	164	TYR	CG-CD1-CE1	-5.30	117.06	121.30
1	cs	217	ALA	O-C-N	-5.30	114.21	122.70
1	dB	95	GLN	N-CA-CB	-5.30	101.05	110.60
1	e4	28	GLU	CG-CD-OE2	5.30	128.91	118.30
1	ep	13	GLN	O-C-N	-5.30	114.21	122.70
1	ez	164	TYR	CB-CG-CD1	-5.30	117.82	121.00
1	1s	142	VAL	CA-C-O	5.30	131.24	120.10
1	f4	143	ARG	O-C-N	-5.30	114.21	122.70
1	f8	205	LEU	CB-CG-CD2	5.30	120.02	111.00
1	fb	163	ASP	CB-CG-OD1	5.30	123.07	118.30
1	fh	181	VAL	CA-CB-CG1	5.30	118.86	110.90
1	fJ	159	GLU	OE1-CD-OE2	-5.30	116.94	123.30
1	g3	100	ARG	O-C-N	-5.30	114.18	123.20
1	W	23	TRP	CB-CG-CD1	-5.30	120.10	127.00
1	hN	227	LYS	CB-CA-C	-5.30	99.79	110.40
1	hX	95	GLN	CB-CA-C	-5.30	99.79	110.40
1	iz	173	ARG	NH1-CZ-NH2	-5.30	113.57	119.40
1	iT	55	MET	CG-SD-CE	-5.30	91.72	100.20
1	iW	22	ALA	N-CA-CB	-5.30	102.67	110.10
1	jk	154	ARG	CB-CA-C	-5.30	99.79	110.40
1	kr	135	ILE	O-C-N	-5.30	114.22	122.70
1	kU	19	THR	CA-CB-CG2	-5.30	104.98	112.40
1	kW	80	TRP	CG-CD2-CE3	-5.30	129.13	133.90
1	26	202	LEU	CB-CA-C	-5.30	100.12	110.20
1	lk	181	VAL	CA-CB-CG2	-5.30	102.94	110.90
1	2Y	62	HIS	CA-CB-CG	-5.30	104.58	113.60
1	3Q	181	VAL	CG1-CB-CG2	-5.30	102.41	110.90
1	4b	81	ASP	CB-CG-OD1	-5.30	113.53	118.30
1	4c	184	TRP	CE2-CD2-CG	-5.30	103.06	107.30
1	4C	126	VAL	CA-CB-CG1	-5.30	102.94	110.90
1	4G	29	GLU	OE1-CD-OE2	-5.30	116.94	123.30
1	4M	133	TRP	CB-CG-CD1	5.30	133.89	127.00
1	6T	187	GLU	O-C-N	-5.30	114.22	122.70
1	72	173	ARG	CG-CD-NE	-5.30	100.66	111.80
1	7E	164	TYR	CD1-CE1-CZ	-5.30	115.03	119.80
1	7E	229	ARG	O-C-N	-5.30	114.22	122.70
1	9p	205	LEU	CB-CG-CD2	5.30	120.02	111.00
1	an	214	MET	CG-SD-CE	-5.30	91.72	100.20
1	ap	217	ALA	O-C-N	-5.30	114.22	122.70

Continued on next page...

Continued from previous page...

Mol	Chain	Res	Type	Atoms	Z	Observed(°)	Ideal(°)
1	aC	72	THR	N-CA-CB	5.30	120.38	110.30
1	aL	164	TYR	CD1-CG-CD2	5.30	123.73	117.90
1	bb	143	ARG	NE-CZ-NH2	5.30	122.95	120.30
1	bl	152	ASP	CB-CG-OD2	5.30	123.07	118.30
1	bH	45	GLU	O-C-N	-5.30	114.19	123.20
1	cn	148	THR	CA-CB-CG2	-5.30	104.98	112.40
1	cE	17	PRO	N-CD-CG	5.30	111.15	103.20
1	et	144	MET	C-N-CA	5.30	134.96	121.70
1	eP	23	TRP	CE3-CZ3-CH2	-5.30	115.37	121.20
1	fx	164	TYR	CB-CG-CD1	-5.30	117.82	121.00
1	F	214	MET	CG-SD-CE	-5.30	91.72	100.20
1	1E	95	GLN	CB-CA-C	5.30	121.00	110.40
1	h6	204	ALA	N-CA-CB	-5.30	102.68	110.10
1	hb	143	ARG	NE-CZ-NH1	5.30	122.95	120.30
1	hh	64	ALA	O-C-N	-5.30	114.22	122.70
1	hw	100	ARG	NH1-CZ-NH2	-5.30	113.57	119.40
1	hQ	97	ARG	NH1-CZ-NH2	5.30	125.23	119.40
1	ic	88	ALA	N-CA-CB	-5.30	102.68	110.10
1	iL	200	THR	O-C-N	-5.30	114.22	122.70
1	iU	142	VAL	CA-CB-CG1	5.30	118.85	110.90
1	j1	117	TRP	CE2-CD2-CG	-5.30	103.06	107.30
1	j1	131	LYS	CA-CB-CG	5.30	125.06	113.40
1	jf	229	ARG	CD-NE-CZ	5.30	131.02	123.60
1	jn	197	ASP	CB-CG-OD1	-5.30	113.53	118.30
1	jp	97	ARG	CD-NE-CZ	5.30	131.02	123.60
1	k3	118	MET	N-CA-CB	-5.30	101.06	110.60
1	kk	162	ARG	NE-CZ-NH2	-5.30	117.65	120.30
1	lA	133	TRP	CB-CG-CD2	-5.30	119.71	126.60
1	lI	23	TRP	CZ3-CH2-CZ2	-5.30	115.24	121.60
1	2G	184	TRP	CH2-CZ2-CE2	5.30	122.70	117.40
1	38	164	TYR	CB-CG-CD1	-5.30	117.82	121.00
1	3M	86	VAL	CG1-CB-CG2	-5.30	102.42	110.90
1	42	52	LEU	O-C-N	-5.30	114.22	122.70
1	51	167	ARG	NH1-CZ-NH2	-5.30	113.57	119.40
1	5v	154	ARG	NE-CZ-NH2	5.30	122.95	120.30
1	66	82	ARG	NE-CZ-NH2	-5.30	117.65	120.30
1	6b	131	LYS	CA-CB-CG	5.30	125.06	113.40
1	6k	82	ARG	NH1-CZ-NH2	-5.30	113.57	119.40
1	6s	161	PHE	CB-CG-CD2	5.30	124.51	120.80
1	6M	23	TRP	CA-CB-CG	5.30	123.77	113.70
1	6M	138	LEU	CB-CG-CD2	5.30	120.01	111.00
1	78	63	GLN	CG-CD-OE1	5.30	132.20	121.60

Continued on next page...

Continued from previous page...

Mol	Chain	Res	Type	Atoms	Z	Observed(°)	Ideal(°)
1	7O	87	HIS	N-CA-CB	-5.30	101.06	110.60
1	8h	8	GLY	CA-C-O	-5.30	111.06	120.60
1	8j	173	ARG	NH1-CZ-NH2	-5.30	113.57	119.40
1	8m	174	ALA	O-C-N	-5.30	114.22	122.70
1	8B	42	ALA	CB-CA-C	-5.30	102.15	110.10
1	8H	132	ARG	NE-CZ-NH1	5.30	122.95	120.30
1	8Q	91	ILE	O-C-N	-5.30	114.22	122.70
1	9S	186	THR	CA-CB-CG2	-5.30	104.98	112.40
1	bg	99	PRO	N-CA-CB	-5.30	96.77	102.60
1	bZ	4	GLN	O-C-N	-5.30	114.22	122.70
1	c8	229	ARG	NE-CZ-NH2	5.30	122.95	120.30
1	cm	49	PRO	N-CA-CB	5.30	109.66	103.30
1	cw	105	ALA	N-CA-CB	5.30	117.52	110.10
1	cE	132	ARG	NE-CZ-NH1	5.30	122.95	120.30
1	cE	168	PHE	CB-CG-CD2	5.30	124.51	120.80
1	cJ	185	MET	CG-SD-CE	-5.30	91.72	100.20
1	li	184	TRP	CB-CG-CD1	-5.30	120.11	127.00
1	d6	135	ILE	O-C-N	-5.30	114.22	122.70
1	d7	145	TYR	CB-CG-CD1	5.30	124.18	121.00
1	dw	7	GLN	N-CA-CB	5.30	120.14	110.60
1	dx	19	THR	OG1-CB-CG2	-5.30	97.81	110.00
1	dE	213	GLU	OE1-CD-OE2	-5.30	116.94	123.30
1	eb	134	ILE	O-C-N	-5.30	114.22	122.70
1	ei	130	TYR	CG-CD2-CE2	5.30	125.54	121.30
1	eT	164	TYR	N-CA-CB	5.30	120.14	110.60
1	f2	34	PRO	N-CD-CG	5.30	111.15	103.20
1	fq	188	THR	CA-CB-CG2	-5.30	104.98	112.40
1	fW	152	ASP	CB-CG-OD2	5.30	123.07	118.30
1	x	18	ARG	NE-CZ-NH2	5.30	122.95	120.30
1	H	110	THR	OG1-CB-CG2	-5.30	97.81	110.00
1	Q	100	ARG	NH1-CZ-NH2	-5.30	113.57	119.40
1	g9	23	TRP	CB-CG-CD1	5.30	133.89	127.00
1	g9	23	TRP	CB-CG-CD2	-5.30	119.71	126.60
1	gt	11	VAL	N-CA-C	-5.30	96.69	111.00
1	gC	169	TYR	CD1-CE1-CZ	5.30	124.57	119.80
1	gW	111	LEU	CB-CG-CD2	-5.30	101.99	111.00
1	1H	152	ASP	CB-CG-OD1	-5.30	113.53	118.30
1	hc	23	TRP	CA-CB-CG	5.30	123.77	113.70
1	hf	148	THR	N-CA-CB	5.30	120.37	110.30
1	hJ	23	TRP	CZ3-CH2-CZ2	-5.30	115.24	121.60
1	i5	215	MET	O-C-N	-5.30	114.22	122.70
1	iv	169	TYR	CG-CD2-CE2	-5.30	117.06	121.30

Continued on next page...

Continued from previous page...

Mol	Chain	Res	Type	Atoms	Z	Observed(°)	Ideal(°)
1	iP	78	ALA	N-CA-CB	-5.30	102.68	110.10
1	j7	40	PHE	CB-CG-CD1	-5.30	117.09	120.80
1	1X	18	ARG	NE-CZ-NH2	-5.30	117.65	120.30
1	jX	109	SER	O-C-N	-5.30	114.22	122.70
1	ku	132	ARG	NE-CZ-NH2	-5.30	117.65	120.30
1	kW	54	THR	N-CA-CB	5.30	120.37	110.30
1	26	4	GLN	N-CA-CB	-5.30	101.06	110.60
1	lw	210	THR	O-C-N	-5.30	114.22	122.70
1	2n	103	ASP	CB-CG-OD1	5.30	123.07	118.30
1	3b	158	LYS	O-C-N	-5.30	114.22	122.70
1	3k	4	GLN	O-C-N	-5.30	114.22	122.70
1	3k	166	ASP	CB-CG-OD1	-5.30	113.53	118.30
1	3v	164	TYR	CG-CD1-CE1	5.30	125.54	121.30
1	3I	51	ASP	CB-CG-OD2	5.30	123.07	118.30
1	3J	229	ARG	NE-CZ-NH1	5.30	122.95	120.30
1	4q	69	LEU	CB-CG-CD2	5.30	120.01	111.00
1	6b	181	VAL	CG1-CB-CG2	5.30	119.38	110.90
1	6e	98	GLU	CA-CB-CG	5.30	125.06	113.40
1	7w	167	ARG	CG-CD-NE	-5.30	100.67	111.80
1	7x	145	TYR	CB-CG-CD1	5.30	124.18	121.00
1	7z	63	GLN	N-CA-C	5.30	125.31	111.00
1	7B	222	GLY	CA-C-O	5.30	130.14	120.60
1	8r	143	ARG	NE-CZ-NH2	-5.30	117.65	120.30
1	8V	177	ALA	N-CA-C	5.30	125.31	111.00
1	9B	161	PHE	CA-CB-CG	5.30	126.62	113.90
1	9H	174	ALA	CB-CA-C	-5.30	102.15	110.10
1	9U	174	ALA	N-CA-CB	-5.30	102.68	110.10
1	ad	129	ILE	CA-CB-CG1	5.30	121.07	111.00
1	at	204	ALA	N-CA-CB	-5.30	102.68	110.10
1	b8	107	THR	N-CA-CB	5.30	120.37	110.30
1	bh	180	GLU	O-C-N	-5.30	114.22	122.70
1	bD	114	GLN	N-CA-CB	-5.30	101.06	110.60
1	bO	145	TYR	CB-CG-CD1	-5.30	117.82	121.00
1	bP	29	GLU	OE1-CD-OE2	-5.30	116.94	123.30
1	ch	64	ALA	N-CA-CB	-5.30	102.68	110.10
1	cn	161	PHE	CB-CG-CD2	5.30	124.51	120.80
1	dP	162	ARG	NE-CZ-NH2	5.30	122.95	120.30
1	ev	163	ASP	CB-CG-OD1	-5.30	113.53	118.30
1	eI	40	PHE	CG-CD2-CE2	-5.30	114.97	120.80
1	eX	204	ALA	N-CA-CB	-5.30	102.68	110.10
1	lw	133	TRP	CB-CG-CD2	-5.30	119.71	126.60
1	g5	197	ASP	O-C-N	-5.30	114.22	122.70

Continued on next page...

Continued from previous page...

Mol	Chain	Res	Type	Atoms	Z	Observed(°)	Ideal(°)
1	hN	168	PHE	CB-CA-C	5.30	121.00	110.40
1	hO	10	MET	CG-SD-CE	-5.30	91.72	100.20
1	j0	31	ALA	CB-CA-C	5.30	118.05	110.10
1	jo	169	TYR	CB-CG-CD2	-5.30	117.82	121.00
1	lw	154	ARG	NE-CZ-NH2	-5.30	117.65	120.30
1	2G	32	PHE	CB-CG-CD2	5.30	124.51	120.80
1	2K	202	LEU	CB-CG-CD2	5.30	120.01	111.00
1	4J	210	THR	CA-CB-CG2	-5.30	104.98	112.40
1	65	80	TRP	CA-CB-CG	5.30	123.77	113.70
1	6x	126	VAL	CG1-CB-CG2	-5.30	102.42	110.90
1	75	165	VAL	CA-CB-CG1	-5.30	102.95	110.90
1	83	96	MET	CA-CB-CG	-5.30	104.29	113.30
1	8f	184	TRP	CE2-CD2-CG	-5.30	103.06	107.30
1	93	133	TRP	CB-CA-C	-5.30	99.81	110.40
1	9n	48	THR	CA-CB-CG2	-5.30	104.98	112.40
1	9n	229	ARG	NE-CZ-NH1	5.30	122.95	120.30
1	a8	165	VAL	CA-CB-CG1	-5.30	102.95	110.90
1	14	13	GLN	N-CA-CB	5.30	120.14	110.60
1	aY	179	GLN	CA-CB-CG	5.30	125.06	113.40
1	cf	212	GLU	N-CA-C	5.30	125.31	111.00
1	cs	68	MET	N-CA-CB	-5.30	101.06	110.60
1	dz	145	TYR	CG-CD1-CE1	-5.30	117.06	121.30
1	dA	207	PRO	N-CA-CB	-5.30	96.77	102.60
1	dV	100	ARG	NE-CZ-NH1	5.30	122.95	120.30
1	e9	97	ARG	CD-NE-CZ	5.30	131.02	123.60
1	f8	45	GLU	OE1-CD-OE2	-5.30	116.94	123.30
1	V	97	ARG	NE-CZ-NH2	-5.30	117.65	120.30
1	gx	58	THR	N-CA-CB	5.30	120.36	110.30
1	gM	229	ARG	NH1-CZ-NH2	-5.30	113.57	119.40
1	1G	110	THR	CA-CB-CG2	-5.30	104.99	112.40
1	hf	154	ARG	NE-CZ-NH1	5.30	122.95	120.30
1	hS	167	ARG	NE-CZ-NH2	5.30	122.95	120.30
1	ic	188	THR	CA-CB-CG2	-5.30	104.99	112.40
1	iA	165	VAL	CA-CB-CG2	-5.30	102.96	110.90
1	iD	172	LEU	CB-CG-CD2	-5.30	102.00	111.00
1	jn	93	PRO	N-CA-C	5.30	125.87	112.10
1	jz	132	ARG	NE-CZ-NH1	5.30	122.95	120.30
1	jM	78	ALA	N-CA-CB	-5.30	102.69	110.10
1	jU	173	ARG	NH1-CZ-NH2	-5.30	113.57	119.40
1	k9	217	ALA	CB-CA-C	5.30	118.04	110.10
1	kb	82	ARG	NH1-CZ-NH2	5.30	125.23	119.40
1	kf	184	TRP	C-N-CA	5.30	134.94	121.70

Continued on next page...

Continued from previous page...

Mol	Chain	Res	Type	Atoms	Z	Observed(°)	Ideal(°)
1	kI	88	ALA	N-CA-CB	-5.30	102.68	110.10
1	le	149	SER	N-CA-CB	-5.30	102.56	110.50
1	lO	103	ASP	CB-CG-OD2	5.30	123.07	118.30
1	2z	26	VAL	CA-CB-CG2	-5.30	102.95	110.90
1	2K	68	MET	CA-CB-CG	-5.30	104.30	113.30
1	2M	184	TRP	CG-CD1-NE1	-5.30	104.80	110.10
1	3h	35	GLU	OE1-CD-OE2	5.30	129.66	123.30
1	4H	173	ARG	CD-NE-CZ	5.30	131.01	123.60
1	4W	160	PRO	N-CA-CB	-5.30	96.78	102.60
1	58	64	ALA	CB-CA-C	5.30	118.04	110.10
1	5a	165	VAL	CG1-CB-CG2	-5.30	102.42	110.90
1	5n	219	GLN	N-CA-CB	5.30	120.13	110.60
1	5Q	126	VAL	CA-CB-CG2	-5.30	102.96	110.90
1	6t	188	THR	CA-CB-CG2	-5.30	104.99	112.40
1	7d	168	PHE	CG-CD1-CE1	-5.30	114.97	120.80
1	7v	23	TRP	CG-CD2-CE3	-5.30	129.13	133.90
1	7A	139	ASN	CB-CA-C	5.30	121.00	110.40
1	7E	167	ARG	NH1-CZ-NH2	-5.30	113.57	119.40
1	7P	51	ASP	CB-CG-OD2	-5.30	113.53	118.30
1	7R	104	ILE	O-C-N	-5.30	114.23	122.70
1	8e	52	LEU	CB-CG-CD1	5.30	120.00	111.00
1	8f	59	VAL	C-N-CA	5.30	133.42	122.30
1	8l	21	ASN	N-CA-CB	-5.30	101.07	110.60
1	97	162	ARG	NE-CZ-NH1	5.30	122.95	120.30
1	98	184	TRP	CB-CG-CD2	-5.30	119.71	126.60
1	9y	164	TYR	CD1-CG-CD2	5.30	123.72	117.90
1	9O	144	MET	CA-CB-CG	5.30	122.30	113.30
1	9P	132	ARG	NE-CZ-NH2	5.30	122.95	120.30
1	ad	171	THR	N-CA-CB	5.30	120.36	110.30
1	al	220	GLY	C-N-CA	5.30	134.94	121.70
1	an	228	ALA	N-CA-CB	5.30	117.51	110.10
1	aM	159	GLU	OE1-CD-OE2	-5.30	116.94	123.30
1	b7	6	LEU	CB-CG-CD1	5.30	120.00	111.00
1	bg	121	ASN	CA-CB-CG	-5.30	101.75	113.40
1	bC	69	LEU	CB-CA-C	5.30	120.27	110.20
1	bI	17	PRO	N-CA-CB	5.30	109.66	103.30
1	c2	7	GLN	C-N-CA	5.30	133.42	122.30
1	cg	145	TYR	CG-CD2-CE2	-5.30	117.06	121.30
1	cj	41	SER	N-CA-CB	5.30	118.44	110.50
1	cP	56	LEU	CB-CA-C	-5.30	100.14	110.20
1	ea	2	ILE	O-C-N	-5.30	114.23	122.70
1	ey	168	PHE	CG-CD1-CE1	5.30	126.63	120.80

Continued on next page...

Continued from previous page...

Mol	Chain	Res	Type	Atoms	Z	Observed(°)	Ideal(°)
1	eU	62	HIS	O-C-N	-5.30	114.22	122.70
1	fd	32	PHE	CB-CG-CD2	-5.30	117.09	120.80
1	lx	152	ASP	CB-CG-OD2	-5.30	113.53	118.30
1	fF	161	PHE	CB-CG-CD1	-5.30	117.09	120.80
1	fl	224	PRO	O-C-N	-5.30	114.20	123.20
1	lz	87	HIS	N-CA-CB	5.30	120.13	110.60
1	fS	66	MET	CG-SD-CE	-5.30	91.72	100.20
1	c	181	VAL	CA-CB-CG1	5.30	118.85	110.90
1	r	229	ARG	NH1-CZ-NH2	-5.30	113.58	119.40
1	N	86	VAL	CA-CB-CG1	5.30	118.84	110.90
1	O	126	VAL	C-N-CA	5.30	133.43	122.30
1	hf	24	VAL	CA-CB-CG2	-5.29	102.96	110.90
1	hk	69	LEU	CB-CG-CD1	5.29	120.00	111.00
1	hl	82	ARG	O-C-N	-5.29	114.23	122.70
1	hG	117	TRP	CE2-CD2-CG	-5.29	103.06	107.30
1	1M	165	VAL	CG1-CB-CG2	-5.29	102.43	110.90
1	iv	23	TRP	CB-CG-CD2	5.29	133.48	126.60
1	iw	164	TYR	CD1-CE1-CZ	-5.29	115.03	119.80
1	jq	183	ASN	N-CA-CB	-5.29	101.07	110.60
1	jX	167	ARG	NE-CZ-NH2	-5.29	117.65	120.30
1	kG	193	ASN	CB-CG-OD1	5.29	132.19	121.60
1	lc	192	GLN	N-CA-CB	5.29	120.13	110.60
1	lm	76	GLU	OE1-CD-OE2	-5.29	116.95	123.30
1	30	169	TYR	CZ-CE2-CD2	-5.29	115.03	119.80
1	35	38	PRO	N-CA-CB	5.29	109.65	103.30
1	3m	217	ALA	N-CA-CB	5.29	117.51	110.10
1	3J	190	LEU	CA-CB-CG	5.29	127.48	115.30
1	4j	58	THR	CA-CB-CG2	-5.29	104.99	112.40
1	5d	90	PRO	N-CA-C	5.29	125.87	112.10
1	6f	11	VAL	CA-CB-CG1	-5.29	102.96	110.90
1	76	76	GLU	OE1-CD-OE2	-5.29	116.95	123.30
1	7M	166	ASP	CB-CG-OD2	5.29	123.06	118.30
1	98	119	THR	CA-CB-CG2	-5.29	104.99	112.40
1	9c	168	PHE	CG-CD2-CE2	-5.29	114.98	120.80
1	9n	130	TYR	CG-CD2-CE2	5.29	125.54	121.30
1	af	33	SER	N-CA-CB	5.29	118.44	110.50
1	ai	117	TRP	CB-CG-CD2	5.29	133.48	126.60
1	am	96	MET	N-CA-CB	-5.29	101.07	110.60
1	aB	173	ARG	N-CA-CB	-5.29	101.07	110.60
1	cT	203	LYS	CB-CA-C	-5.29	99.81	110.40
1	ed	90	PRO	N-CD-CG	5.29	111.14	103.20
1	ez	197	ASP	CB-CG-OD1	5.29	123.07	118.30

Continued on next page...

Continued from previous page...

Mol	Chain	Res	Type	Atoms	Z	Observed(°)	Ideal(°)
1	eG	77	ALA	O-C-N	-5.29	114.23	122.70
1	eZ	82	ARG	NE-CZ-NH2	5.29	122.95	120.30
1	fd	181	VAL	CG1-CB-CG2	-5.29	102.43	110.90
1	fd	216	THR	CA-CB-CG2	5.29	119.81	112.40
1	fC	88	ALA	N-CA-CB	5.29	117.51	110.10
1	b	196	PRO	N-CA-CB	5.29	109.65	103.30
1	o	80	TRP	CE3-CZ3-CH2	-5.29	115.38	121.20
1	gT	224	PRO	CA-N-CD	5.29	119.11	111.70
1	he	169	TYR	CB-CG-CD1	5.29	124.18	121.00
1	hT	95	GLN	O-C-N	-5.29	114.23	122.70
1	i6	95	GLN	O-C-N	-5.29	114.23	122.70
1	it	164	TYR	O-C-N	-5.29	114.23	122.70
1	iF	117	TRP	CD1-NE1-CE2	-5.29	104.23	109.00
1	j3	116	GLY	O-C-N	-5.29	114.23	122.70
1	j7	48	THR	CA-CB-CG2	-5.29	104.99	112.40
1	jr	204	ALA	CB-CA-C	5.29	118.04	110.10
1	jN	40	PHE	CB-CG-CD2	-5.29	117.09	120.80
1	k0	117	TRP	CB-CG-CD1	5.29	133.88	127.00
1	22	27	VAL	CG1-CB-CG2	-5.29	102.43	110.90
1	l9	12	HIS	C-N-CA	5.29	134.93	121.70
1	ln	105	ALA	N-CA-CB	-5.29	102.69	110.10
1	2c	175	GLU	CG-CD-OE2	5.29	128.89	118.30
1	2N	172	LEU	CB-CG-CD2	-5.29	102.00	111.00
1	32	130	TYR	CG-CD2-CE2	5.29	125.53	121.30
1	3c	196	PRO	N-CA-CB	5.29	109.65	103.30
1	3C	65	ALA	CB-CA-C	5.29	118.04	110.10
1	3D	210	THR	O-C-N	-5.29	114.23	122.70
1	43	184	TRP	O-C-N	-5.29	114.23	122.70
1	4o	169	TYR	CB-CG-CD1	-5.29	117.82	121.00
1	4A	51	ASP	CB-CG-OD2	5.29	123.06	118.30
1	4J	221	VAL	C-N-CA	5.29	133.42	122.30
1	53	133	TRP	CZ3-CH2-CZ2	-5.29	115.25	121.60
1	5a	66	MET	N-CA-CB	5.29	120.13	110.60
1	5g	216	THR	N-CA-CB	5.29	120.36	110.30
1	5q	184	TRP	CG-CD2-CE3	5.29	138.66	133.90
1	6j	161	PHE	CD1-CE1-CZ	-5.29	113.75	120.10
1	7e	162	ARG	NE-CZ-NH2	-5.29	117.65	120.30
1	7q	80	TRP	CB-CG-CD1	-5.29	120.12	127.00
1	7B	105	ALA	N-CA-CB	-5.29	102.69	110.10
1	7Q	58	THR	CA-CB-CG2	-5.29	104.99	112.40
1	7Y	167	ARG	NH1-CZ-NH2	-5.29	113.58	119.40
1	80	130	TYR	CG-CD2-CE2	5.29	125.53	121.30

Continued on next page...

Continued from previous page...

Mol	Chain	Res	Type	Atoms	Z	Observed(°)	Ideal(°)
1	8d	88	ALA	N-CA-CB	-5.29	102.69	110.10
1	8n	23	TRP	CE2-CD2-CG	5.29	111.53	107.30
1	8J	184	TRP	CE3-CZ3-CH2	5.29	127.02	121.20
1	8Q	145	TYR	CD1-CE1-CZ	5.29	124.56	119.80
1	8R	80	TRP	CB-CA-C	-5.29	99.81	110.40
1	8X	109	SER	CB-CA-C	5.29	120.16	110.10
1	94	66	MET	CG-SD-CE	-5.29	91.73	100.20
1	9y	118	MET	CG-SD-CE	-5.29	91.73	100.20
1	9B	11	VAL	CA-CB-CG1	5.29	118.84	110.90
1	Z	130	TYR	O-C-N	-5.29	114.23	122.70
1	a0	132	ARG	NE-CZ-NH2	-5.29	117.65	120.30
1	ad	110	THR	CA-CB-CG2	-5.29	104.99	112.40
1	ae	82	ARG	NE-CZ-NH1	5.29	122.95	120.30
1	an	145	TYR	CG-CD2-CE2	5.29	125.53	121.30
1	aA	167	ARG	NE-CZ-NH2	-5.29	117.65	120.30
1	aV	128	GLU	O-C-N	-5.29	114.23	122.70
1	16	118	MET	O-C-N	-5.29	114.23	122.70
1	b9	184	TRP	CD1-CG-CD2	-5.29	102.06	106.30
1	bC	32	PHE	CB-CG-CD2	5.29	124.51	120.80
1	ce	30	LYS	C-N-CA	5.29	134.93	121.70
1	1d	24	VAL	CA-CB-CG2	-5.29	102.96	110.90
1	ct	187	GLU	OE1-CD-OE2	-5.29	116.95	123.30
1	cD	71	GLU	O-C-N	-5.29	114.23	122.70
1	d6	40	PHE	CD1-CE1-CZ	-5.29	113.75	120.10
1	1j	167	ARG	NE-CZ-NH1	5.29	122.95	120.30
1	dP	50	GLN	N-CA-CB	-5.29	101.07	110.60
1	dT	68	MET	O-C-N	-5.29	114.23	122.70
1	f1	23	TRP	CE2-CD2-CG	-5.29	103.06	107.30
1	f8	68	MET	CA-CB-CG	5.29	122.30	113.30
1	fH	160	PRO	O-C-N	-5.29	114.23	122.70
1	fL	51	ASP	CB-CG-OD2	-5.29	113.54	118.30
1	r	207	PRO	O-C-N	-5.29	114.23	122.70
1	B	133	TRP	CD1-CG-CD2	5.29	110.53	106.30
1	gi	76	GLU	N-CA-CB	5.29	120.12	110.60
1	1H	186	THR	O-C-N	-5.29	114.23	122.70
1	iT	130	TYR	CD1-CE1-CZ	5.29	124.56	119.80
1	1V	145	TYR	CD1-CE1-CZ	-5.29	115.04	119.80
1	jq	163	ASP	CA-CB-CG	-5.29	101.76	113.40
1	jG	26	VAL	CG1-CB-CG2	-5.29	102.43	110.90
1	jT	168	PHE	CB-CG-CD1	-5.29	117.10	120.80
1	20	82	ARG	NE-CZ-NH1	5.29	122.95	120.30
1	kv	117	TRP	CE3-CZ3-CH2	-5.29	115.38	121.20

Continued on next page...

Continued from previous page...

Mol	Chain	Res	Type	Atoms	Z	Observed(°)	Ideal(°)
1	kN	147	PRO	N-CA-CB	5.29	109.65	103.30
1	kV	63	GLN	O-C-N	-5.29	114.23	122.70
1	lh	78	ALA	O-C-N	-5.29	114.23	122.70
1	ln	219	GLN	O-C-N	-5.29	114.20	123.20
1	lu	169	TYR	CB-CG-CD2	-5.29	117.83	121.00
1	3h	58	THR	O-C-N	-5.29	114.23	122.70
1	3i	39	MET	CA-CB-CG	5.29	122.30	113.30
1	3A	79	GLU	OE1-CD-OE2	-5.29	116.95	123.30
1	3M	69	LEU	N-CA-CB	-5.29	99.82	110.40
1	3U	210	THR	CA-CB-CG2	-5.29	104.99	112.40
1	4j	113	GLU	OE1-CD-OE2	-5.29	116.95	123.30
1	5x	79	GLU	O-C-N	-5.29	114.23	122.70
1	5z	168	PHE	CB-CG-CD1	5.29	124.50	120.80
1	5C	166	ASP	CB-CG-OD1	5.29	123.06	118.30
1	5O	173	ARG	NH1-CZ-NH2	5.29	125.22	119.40
1	6p	164	TYR	CB-CG-CD1	-5.29	117.83	121.00
1	7i	173	ARG	NE-CZ-NH2	-5.29	117.65	120.30
1	7q	132	ARG	NE-CZ-NH1	5.29	122.95	120.30
1	7E	199	LYS	O-C-N	-5.29	114.23	122.70
1	8l	80	TRP	CE2-CD2-CG	-5.29	103.07	107.30
1	8W	23	TRP	CE3-CZ3-CH2	5.29	127.02	121.20
1	9l	122	PRO	CA-C-N	5.29	131.91	117.10
1	9x	230	VAL	CA-CB-CG2	5.29	118.84	110.90
1	9Y	103	ASP	CA-C-O	5.29	131.21	120.10
1	ah	210	THR	CA-CB-OG1	5.29	120.11	109.00
1	aA	49	PRO	N-CA-CB	5.29	109.65	103.30
1	aA	67	GLN	CA-CB-CG	5.29	125.04	113.40
1	aB	80	TRP	CE2-CD2-CG	-5.29	103.07	107.30
1	bk	100	ARG	NH1-CZ-NH2	-5.29	113.58	119.40
1	bV	96	MET	CB-CG-SD	5.29	128.28	112.40
1	cr	10	MET	CG-SD-CE	-5.29	91.73	100.20
1	cD	169	TYR	CZ-CE2-CD2	-5.29	115.04	119.80
1	dX	6	LEU	O-C-N	-5.29	114.23	122.70
1	eM	132	ARG	NE-CZ-NH2	-5.29	117.66	120.30
1	lz	117	TRP	CG-CD1-NE1	-5.29	104.81	110.10
1	fV	181	VAL	CA-CB-CG2	-5.29	102.96	110.90
1	l	133	TRP	CE2-CD2-CG	-5.29	103.07	107.30
1	s	150	ILE	O-C-N	-5.29	114.23	122.70
1	N	203	LYS	CA-CB-CG	5.29	125.04	113.40
1	hz	6	LEU	CB-CG-CD1	-5.29	102.01	111.00
1	hY	133	TRP	CH2-CZ2-CE2	-5.29	112.11	117.40
1	i2	104	ILE	CA-CB-CG2	-5.29	100.32	110.90

Continued on next page...

Continued from previous page...

Mol	Chain	Res	Type	Atoms	Z	Observed(°)	Ideal(°)
1	iX	186	THR	O-C-N	-5.29	114.24	122.70
1	k4	75	GLU	CB-CA-C	5.29	120.98	110.40
1	k7	5	ASN	CB-CG-OD1	-5.29	111.02	121.60
1	kv	26	VAL	CA-CB-CG1	5.29	118.84	110.90
1	29	18	ARG	NE-CZ-NH1	5.29	122.94	120.30
1	lN	23	TRP	CD1-NE1-CE2	5.29	113.76	109.00
1	2Y	26	VAL	CA-CB-CG1	5.29	118.83	110.90
1	3p	145	TYR	CB-CG-CD2	5.29	124.17	121.00
1	3B	169	TYR	CB-CG-CD1	5.29	124.17	121.00
1	5E	130	TYR	CB-CG-CD1	5.29	124.17	121.00
1	5Q	169	TYR	CB-CG-CD2	-5.29	117.83	121.00
1	6q	224	PRO	CA-C-N	5.29	126.78	116.20
1	6K	154	ARG	CG-CD-NE	-5.29	100.69	111.80
1	7O	98	GLU	OE1-CD-OE2	-5.29	116.95	123.30
1	9m	113	GLU	O-C-N	-5.29	114.24	122.70
1	al	143	ARG	NH1-CZ-NH2	-5.29	113.58	119.40
1	aO	208	ALA	N-CA-C	5.29	125.28	111.00
1	aW	207	PRO	N-CD-CG	5.29	111.14	103.20
1	do	96	MET	CA-CB-CG	5.29	122.29	113.30
1	dI	130	TYR	CG-CD2-CE2	-5.29	117.07	121.30
1	e2	34	PRO	N-CA-C	5.29	125.85	112.10
1	ee	118	MET	CB-CA-C	-5.29	99.82	110.40
1	f2	97	ARG	NH1-CZ-NH2	-5.29	113.58	119.40
1	fp	179	GLN	CG-CD-OE1	-5.29	111.02	121.60
1	fX	220	GLY	CA-C-O	5.29	130.12	120.60
1	Q	100	ARG	NE-CZ-NH2	5.29	122.94	120.30
1	T	188	THR	CA-CB-CG2	-5.29	105.00	112.40
1	g8	74	ASN	CB-CA-C	-5.29	99.82	110.40
1	gD	32	PHE	CZ-CE2-CD2	5.29	126.44	120.10
1	gM	23	TRP	CA-CB-CG	5.29	123.75	113.70
1	ib	95	GLN	CB-CA-C	5.29	120.98	110.40
1	ih	44	SER	CB-CA-C	-5.29	100.05	110.10
1	il	23	TRP	N-CA-CB	-5.29	101.08	110.60
1	kw	201	ILE	CA-CB-CG2	-5.29	100.32	110.90
1	kE	97	ARG	NE-CZ-NH1	5.29	122.94	120.30
1	l5	81	ASP	CB-CG-OD2	-5.29	113.54	118.30
1	lh	132	ARG	NE-CZ-NH2	-5.29	117.66	120.30
1	2a	75	GLU	CA-CB-CG	5.29	125.04	113.40
1	2A	73	ILE	O-C-N	-5.29	114.24	122.70
1	2T	169	TYR	CB-CG-CD1	5.29	124.17	121.00
1	2X	229	ARG	NH1-CZ-NH2	-5.29	113.58	119.40
1	3k	145	TYR	CG-CD2-CE2	-5.29	117.07	121.30

Continued on next page...

Continued from previous page...

Mol	Chain	Res	Type	Atoms	Z	Observed(°)	Ideal(°)
1	3B	103	ASP	CB-CG-OD2	5.29	123.06	118.30
1	3J	132	ARG	NE-CZ-NH2	5.29	122.94	120.30
1	46	82	ARG	NE-CZ-NH2	-5.29	117.66	120.30
1	4n	159	GLU	CG-CD-OE1	5.29	128.88	118.30
1	4G	230	VAL	CA-CB-CG2	5.29	118.83	110.90
1	4W	117	TRP	CG-CD1-NE1	-5.29	104.81	110.10
1	51	163	ASP	CA-CB-CG	-5.29	101.77	113.40
1	57	167	ARG	N-CA-CB	-5.29	101.08	110.60
1	60	144	MET	CG-SD-CE	-5.29	91.74	100.20
1	6q	130	TYR	CG-CD1-CE1	-5.29	117.07	121.30
1	6w	133	TRP	CG-CD1-NE1	5.29	115.39	110.10
1	75	125	PRO	N-CA-CB	-5.29	96.78	102.60
1	79	2	ILE	CA-CB-CG1	5.29	121.05	111.00
1	7M	204	ALA	CB-CA-C	5.29	118.03	110.10
1	7X	18	ARG	NE-CZ-NH1	5.29	122.94	120.30
1	8J	42	ALA	CB-CA-C	-5.29	102.17	110.10
1	8P	220	GLY	O-C-N	-5.29	114.24	122.70
1	96	117	TRP	CD2-CE2-CZ2	-5.29	115.95	122.30
1	9K	117	TRP	CE3-CZ3-CH2	-5.29	115.38	121.20
1	az	124	ILE	CB-CA-C	5.29	122.18	111.60
1	b5	184	TRP	CB-CG-CD1	5.29	133.88	127.00
1	bi	30	LYS	O-C-N	-5.29	114.24	122.70
1	bv	190	LEU	CB-CG-CD1	-5.29	102.01	111.00
1	by	100	ARG	CG-CD-NE	-5.29	100.69	111.80
1	bD	38	PRO	N-CA-CB	5.29	109.64	103.30
1	bX	164	TYR	CG-CD2-CE2	-5.29	117.07	121.30
1	c4	130	TYR	CG-CD1-CE1	-5.29	117.07	121.30
1	cc	45	GLU	N-CA-CB	5.29	120.12	110.60
1	cp	132	ARG	NE-CZ-NH2	-5.29	117.66	120.30
1	cs	221	VAL	CA-CB-CG2	-5.29	102.97	110.90
1	dB	161	PHE	CB-CG-CD1	5.29	124.50	120.80
1	lo	143	ARG	O-C-N	-5.29	114.24	122.70
1	er	165	VAL	CA-CB-CG1	-5.29	102.97	110.90
1	ew	218	CYS	CB-CA-C	5.29	120.98	110.40
1	eD	104	ILE	O-C-N	-5.29	114.24	122.70
1	eM	174	ALA	C-N-CA	5.29	134.92	121.70
1	eP	58	THR	OG1-CB-CG2	-5.29	97.84	110.00
1	eQ	167	ARG	N-CA-CB	5.29	120.12	110.60
1	fj	162	ARG	NE-CZ-NH1	-5.29	117.66	120.30
1	fk	149	SER	CB-CA-C	5.29	120.15	110.10
1	fm	143	ARG	NE-CZ-NH1	-5.29	117.66	120.30
1	g5	201	ILE	CA-CB-CG2	5.29	121.48	110.90

Continued on next page...

Continued from previous page...

Mol	Chain	Res	Type	Atoms	Z	Observed(°)	Ideal(°)
1	1B	72	THR	O-C-N	-5.29	114.24	122.70
1	G	24	VAL	CA-CB-CG2	-5.29	102.97	110.90
1	gv	95	GLN	O-C-N	-5.29	114.24	122.70
1	ir	154	ARG	NE-CZ-NH1	5.29	122.94	120.30
1	jf	204	ALA	CB-CA-C	5.29	118.03	110.10
1	k0	35	GLU	O-C-N	-5.29	114.24	122.70
1	ko	32	PHE	CB-CG-CD1	-5.29	117.10	120.80
1	kQ	187	GLU	OE1-CD-OE2	-5.29	116.95	123.30
1	ll	133	TRP	CB-CG-CD1	5.29	133.87	127.00
1	lu	144	MET	CA-CB-CG	5.29	122.29	113.30
1	ly	32	PHE	CB-CG-CD2	-5.29	117.10	120.80
1	4M	164	TYR	CB-CG-CD2	5.29	124.17	121.00
1	4Z	18	ARG	NE-CZ-NH1	5.29	122.94	120.30
1	7S	145	TYR	CB-CG-CD1	-5.29	117.83	121.00
1	7X	145	TYR	CB-CG-CD1	-5.29	117.83	121.00
1	8j	154	ARG	NE-CZ-NH1	5.29	122.94	120.30
1	8P	230	VAL	CA-CB-CG1	-5.29	102.97	110.90
1	ba	152	ASP	CB-CG-OD2	5.29	123.06	118.30
1	bK	44	SER	CB-CA-C	-5.29	100.06	110.10
1	cq	133	TRP	CE3-CZ3-CH2	5.29	127.02	121.20
1	cH	215	MET	CG-SD-CE	-5.29	91.74	100.20
1	cL	219	GLN	N-CA-CB	-5.29	101.08	110.60
1	cZ	29	GLU	OE1-CD-OE2	-5.29	116.95	123.30
1	d1	132	ARG	NE-CZ-NH2	5.29	122.94	120.30
1	dl	23	TRP	CG-CD2-CE3	-5.29	129.14	133.90
1	dI	32	PHE	CB-CG-CD2	5.29	124.50	120.80
1	eI	68	MET	CA-CB-CG	5.29	122.29	113.30
1	g0	168	PHE	CB-CG-CD1	5.29	124.50	120.80
1	l	114	GLN	O-C-N	-5.29	114.24	122.70
1	gq	224	PRO	O-C-N	-5.29	114.22	123.20
1	gQ	119	THR	CA-CB-OG1	5.29	120.10	109.00
1	gQ	147	PRO	N-CD-CG	5.29	111.13	103.20
1	h2	72	THR	O-C-N	-5.29	114.24	122.70
1	1H	50	GLN	O-C-N	-5.29	114.24	122.70
1	hQ	161	PHE	CB-CG-CD2	-5.29	117.10	120.80
1	hT	27	VAL	CG1-CB-CG2	-5.29	102.44	110.90
1	i3	143	ARG	NE-CZ-NH2	-5.29	117.66	120.30
1	i5	82	ARG	CD-NE-CZ	5.29	131.00	123.60
1	ir	154	ARG	NH1-CZ-NH2	-5.29	113.59	119.40
1	iM	81	ASP	O-C-N	-5.29	114.24	122.70
1	jj	51	ASP	CB-CG-OD1	5.29	123.06	118.30
1	jk	181	VAL	CA-C-N	5.29	128.83	117.20

Continued on next page...

Continued from previous page...

Mol	Chain	Res	Type	Atoms	Z	Observed(°)	Ideal(°)
1	k7	85	PRO	N-CD-CG	5.29	111.13	103.20
1	k8	164	TYR	CB-CG-CD2	5.29	124.17	121.00
1	kW	169	TYR	CZ-CE2-CD2	-5.29	115.04	119.80
1	l6	229	ARG	CG-CD-NE	-5.29	100.70	111.80
1	lt	145	TYR	CZ-CE2-CD2	-5.29	115.04	119.80
1	2l	196	PRO	C-N-CA	5.29	134.91	121.70
1	2Z	110	THR	CA-CB-OG1	5.29	120.10	109.00
1	3I	169	TYR	CB-CG-CD1	5.29	124.17	121.00
1	43	120	HIS	CA-CB-CG	5.29	122.59	113.60
1	4z	173	ARG	NE-CZ-NH1	5.29	122.94	120.30
1	4V	40	PHE	CB-CG-CD2	-5.29	117.10	120.80
1	53	40	PHE	CB-CG-CD1	-5.29	117.10	120.80
1	55	97	ARG	NE-CZ-NH2	-5.29	117.66	120.30
1	5D	175	GLU	OE1-CD-OE2	-5.29	116.96	123.30
1	5I	167	ARG	CD-NE-CZ	5.29	131.00	123.60
1	63	163	ASP	CB-CG-OD2	5.29	123.06	118.30
1	6a	173	ARG	NE-CZ-NH2	-5.29	117.66	120.30
1	7a	144	MET	CA-CB-CG	5.29	122.29	113.30
1	8m	184	TRP	O-C-N	-5.29	114.24	122.70
1	8q	111	LEU	CB-CG-CD2	5.29	119.98	111.00
1	8O	151	LEU	CB-CG-CD1	5.29	119.98	111.00
1	8S	82	ARG	NE-CZ-NH2	-5.29	117.66	120.30
1	9X	32	PHE	CZ-CE2-CD2	-5.29	113.76	120.10
1	a1	134	ILE	CB-CA-C	-5.29	101.03	111.60
1	a2	184	TRP	CB-CG-CD1	-5.29	120.13	127.00
1	a4	10	MET	CG-SD-CE	-5.29	91.74	100.20
1	a8	164	TYR	CZ-CE2-CD2	5.29	124.56	119.80
1	as	230	VAL	CB-CA-C	5.29	121.44	111.40
1	b4	162	ARG	NH1-CZ-NH2	5.29	125.21	119.40
1	b6	184	TRP	CH2-CZ2-CE2	5.29	122.69	117.40
1	bb	229	ARG	CG-CD-NE	-5.29	100.70	111.80
1	bo	90	PRO	CA-N-CD	5.29	119.10	111.70
1	bx	210	THR	CA-CB-OG1	5.29	120.10	109.00
1	bB	104	ILE	CA-CB-CG2	5.29	121.47	110.90
1	19	130	TYR	CD1-CG-CD2	-5.29	112.08	117.90
1	bK	100	ARG	NE-CZ-NH2	-5.29	117.66	120.30
1	bN	39	MET	CG-SD-CE	5.29	108.66	100.20
1	cb	119	THR	CA-CB-CG2	-5.29	105.00	112.40
1	ci	83	LEU	CB-CG-CD1	-5.29	102.01	111.00
1	cO	82	ARG	NE-CZ-NH2	5.29	122.94	120.30
1	cX	97	ARG	NE-CZ-NH2	-5.29	117.66	120.30
1	dC	40	PHE	CB-CG-CD1	-5.29	117.10	120.80

Continued on next page...

Continued from previous page...

Mol	Chain	Res	Type	Atoms	Z	Observed(°)	Ideal(°)
1	f2	1	PRO	CA-N-CD	-5.29	104.10	111.50
1	fa	221	VAL	CA-CB-CG1	-5.29	102.97	110.90
1	fc	65	ALA	CB-CA-C	5.29	118.03	110.10
1	p	130	TYR	CB-CG-CD2	5.29	124.17	121.00
1	r	184	TRP	CE2-CD2-CG	-5.29	103.07	107.30
1	s	227	LYS	CD-CE-NZ	-5.29	99.54	111.70
1	3	35	GLU	OE1-CD-OE2	-5.29	116.96	123.30
1	N	200	THR	CA-CB-CG2	-5.29	105.00	112.40
1	ga	81	ASP	CB-CG-OD1	5.28	123.06	118.30
1	hf	209	ALA	N-CA-CB	-5.28	102.70	110.10
1	hv	167	ARG	NE-CZ-NH1	5.28	122.94	120.30
1	iC	194	ALA	CB-CA-C	-5.28	102.18	110.10
1	iE	133	TRP	CB-CG-CD2	-5.28	119.73	126.60
1	jh	90	PRO	N-CA-C	5.28	125.84	112.10
1	jE	226	HIS	O-C-N	5.28	131.16	122.70
1	jJ	193	ASN	C-N-CA	5.28	134.91	121.70
1	jW	208	ALA	O-C-N	-5.28	114.25	122.70
1	k2	191	VAL	CA-CB-CG2	-5.28	102.97	110.90
1	km	228	ALA	CA-C-O	5.28	131.19	120.10
1	kq	130	TYR	CB-CG-CD1	-5.28	117.83	121.00
1	kT	69	LEU	CB-CG-CD2	5.28	119.98	111.00
1	l9	62	HIS	CA-C-O	5.28	131.19	120.10
1	lp	145	TYR	CB-CG-CD1	-5.28	117.83	121.00
1	lH	108	THR	CA-CB-CG2	-5.28	105.00	112.40
1	lQ	117	TRP	CE2-CD2-CG	-5.28	103.07	107.30
1	3H	105	ALA	N-CA-CB	-5.28	102.70	110.10
1	3Q	195	ASN	CB-CA-C	5.28	120.97	110.40
1	4b	193	ASN	O-C-N	-5.28	114.25	122.70
1	4t	90	PRO	CA-CB-CG	-5.28	93.96	104.00
1	4E	154	ARG	NE-CZ-NH2	5.28	122.94	120.30
1	4T	51	ASP	CB-CG-OD1	5.28	123.06	118.30
1	5l	44	SER	N-CA-CB	5.28	118.42	110.50
1	68	229	ARG	CD-NE-CZ	5.28	131.00	123.60
1	6c	154	ARG	NE-CZ-NH2	5.28	122.94	120.30
1	6N	12	HIS	CA-CB-CG	5.28	122.58	113.60
1	6Y	97	ARG	NE-CZ-NH2	5.28	122.94	120.30
1	7h	80	TRP	CE3-CZ3-CH2	-5.28	115.39	121.20
1	7S	45	GLU	OE1-CD-OE2	-5.28	116.96	123.30
1	84	14	ALA	C-N-CA	5.28	134.91	121.70
1	84	78	ALA	CB-CA-C	-5.28	102.17	110.10
1	8o	214	MET	CG-SD-CE	-5.28	91.75	100.20
1	8w	229	ARG	NH1-CZ-NH2	-5.28	113.59	119.40

Continued on next page...

Continued from previous page...

Mol	Chain	Res	Type	Atoms	Z	Observed(°)	Ideal(°)
1	8E	106	GLY	N-CA-C	5.28	126.31	113.10
1	99	122	PRO	CA-N-CD	-5.28	104.10	111.50
1	9h	208	ALA	O-C-N	-5.28	114.25	122.70
1	a3	57	ASN	CA-CB-CG	-5.28	101.78	113.40
1	aQ	150	ILE	O-C-N	-5.28	114.25	122.70
1	aU	29	GLU	OE1-CD-OE2	-5.28	116.96	123.30
1	16	143	ARG	O-C-N	-5.28	114.25	122.70
1	bt	188	THR	CA-CB-OG1	5.28	120.10	109.00
1	bt	229	ARG	CD-NE-CZ	5.28	131.00	123.60
1	bR	10	MET	N-CA-C	5.28	125.27	111.00
1	c3	82	ARG	NE-CZ-NH1	5.28	122.94	120.30
1	cd	82	ARG	NE-CZ-NH1	5.28	122.94	120.30
1	cf	95	GLN	N-CA-C	-5.28	96.74	111.00
1	cD	34	PRO	N-CA-C	5.28	125.84	112.10
1	cL	203	LYS	O-C-N	-5.28	114.25	122.70
1	dM	145	TYR	CB-CG-CD2	-5.28	117.83	121.00
1	er	117	TRP	CD1-CG-CD2	-5.28	102.07	106.30
1	eD	100	ARG	NE-CZ-NH1	5.28	122.94	120.30
1	eX	112	GLN	CA-CB-CG	5.28	125.02	113.40
1	fa	181	VAL	CG1-CB-CG2	5.28	119.35	110.90
1	fg	196	PRO	N-CA-CB	5.28	109.64	103.30
1	fR	161	PHE	CZ-CE2-CD2	-5.28	113.76	120.10
1	gb	92	GLU	N-CA-C	5.28	125.26	111.00
1	1E	32	PHE	CB-CG-CD1	-5.28	117.10	120.80
1	hP	30	LYS	O-C-N	-5.28	114.25	122.70
1	hY	3	VAL	CG1-CB-CG2	-5.28	102.45	110.90
1	iy	186	THR	O-C-N	-5.28	114.25	122.70
1	iA	221	VAL	CA-CB-CG2	5.28	118.82	110.90
1	1S	43	LEU	N-CA-CB	-5.28	99.83	110.40
1	iT	167	ARG	NE-CZ-NH2	-5.28	117.66	120.30
1	j9	169	TYR	CB-CG-CD2	5.28	124.17	121.00
1	jr	166	ASP	CB-CG-OD2	-5.28	113.55	118.30
1	jP	148	THR	CA-CB-CG2	-5.28	105.01	112.40
1	jR	198	CYS	O-C-N	-5.28	114.25	122.70
1	k7	231	LEU	CB-CA-C	5.28	120.23	110.20
1	ko	90	PRO	N-CA-CB	5.28	109.64	103.30
1	2n	152	ASP	CB-CG-OD1	5.28	123.05	118.30
1	2F	66	MET	CG-SD-CE	-5.28	91.75	100.20
1	3r	169	TYR	CZ-CE2-CD2	-5.28	115.05	119.80
1	56	184	TRP	CZ3-CH2-CZ2	-5.28	115.26	121.60
1	6n	224	PRO	N-CA-CB	5.28	109.64	103.30
1	6w	95	GLN	N-CA-CB	5.28	120.11	110.60

Continued on next page...

Continued from previous page...

Mol	Chain	Res	Type	Atoms	Z	Observed(°)	Ideal(°)
1	7t	223	GLY	O-C-N	5.28	131.14	121.10
1	7W	132	ARG	NE-CZ-NH2	-5.28	117.66	120.30
1	90	197	ASP	CB-CG-OD1	5.28	123.05	118.30
1	9j	184	TRP	CB-CG-CD1	5.28	133.87	127.00
1	9l	97	ARG	NE-CZ-NH2	-5.28	117.66	120.30
1	Y	32	PHE	CG-CD2-CE2	-5.28	114.99	120.80
1	ad	24	VAL	CA-CB-CG2	-5.28	102.98	110.90
1	13	152	ASP	CB-CG-OD2	5.28	123.05	118.30
1	b0	27	VAL	O-C-N	-5.28	114.25	122.70
1	du	40	PHE	CD1-CE1-CZ	-5.28	113.76	120.10
1	1n	167	ARG	NH1-CZ-NH2	-5.28	113.59	119.40
1	dU	130	TYR	CB-CG-CD2	5.28	124.17	121.00
1	i	23	TRP	CB-CG-CD1	-5.28	120.13	127.00
1	9	177	ALA	N-CA-CB	5.28	117.50	110.10
1	gV	58	THR	CA-CB-CG2	-5.28	105.01	112.40
1	gW	218	CYS	O-C-N	-5.28	114.25	122.70
1	hr	11	VAL	CG1-CB-CG2	-5.28	102.45	110.90
1	hv	173	ARG	NE-CZ-NH1	5.28	122.94	120.30
1	1L	138	LEU	CB-CG-CD1	-5.28	102.02	111.00
1	ij	48	THR	CA-CB-OG1	5.28	120.09	109.00
1	iu	10	MET	CG-SD-CE	-5.28	91.75	100.20
1	jk	24	VAL	CA-CB-CG1	5.28	118.82	110.90
1	jC	48	THR	CA-CB-CG2	-5.28	105.01	112.40
1	jM	71	GLU	OE1-CD-OE2	-5.28	116.96	123.30
1	ks	145	TYR	CG-CD2-CE2	5.28	125.52	121.30
1	l6	189	LEU	O-C-N	-5.28	114.25	122.70
1	lh	145	TYR	CB-CG-CD1	-5.28	117.83	121.00
1	27	76	GLU	N-CA-CB	5.28	120.10	110.60
1	28	66	MET	CG-SD-CE	-5.28	91.75	100.20
1	lK	82	ARG	NE-CZ-NH1	-5.28	117.66	120.30
1	lL	18	ARG	NE-CZ-NH2	5.28	122.94	120.30
1	2E	168	PHE	O-C-N	-5.28	114.25	122.70
1	2Q	184	TRP	CB-CG-CD1	-5.28	120.14	127.00
1	2T	100	ARG	CD-NE-CZ	5.28	130.99	123.60
1	2U	83	LEU	CB-CA-C	5.28	120.23	110.20
1	3c	230	VAL	CA-CB-CG2	-5.28	102.98	110.90
1	3F	210	THR	CA-CB-OG1	5.28	120.09	109.00
1	3G	216	THR	N-CA-CB	5.28	120.33	110.30
1	3I	66	MET	N-CA-CB	5.28	120.10	110.60
1	4f	169	TYR	CD1-CG-CD2	5.28	123.71	117.90
1	5r	3	VAL	C-N-CA	5.28	134.90	121.70
1	5S	86	VAL	CA-CB-CG1	-5.28	102.98	110.90

Continued on next page...

Continued from previous page...

Mol	Chain	Res	Type	Atoms	Z	Observed(°)	Ideal(°)
1	5U	97	ARG	NE-CZ-NH2	-5.28	117.66	120.30
1	69	31	ALA	O-C-N	-5.28	114.25	122.70
1	6e	10	MET	CG-SD-CE	5.28	108.65	100.20
1	6y	119	THR	CA-CB-CG2	-5.28	105.01	112.40
1	7z	197	ASP	CB-CG-OD2	5.28	123.05	118.30
1	7X	26	VAL	CA-C-O	5.28	131.19	120.10
1	8h	175	GLU	O-C-N	-5.28	114.25	122.70
1	8n	125	PRO	C-N-CA	5.28	134.90	121.70
1	8p	79	GLU	OE1-CD-OE2	-5.28	116.96	123.30
1	8y	162	ARG	CA-CB-CG	5.28	125.02	113.40
1	94	21	ASN	CB-CA-C	5.28	120.96	110.40
1	96	68	MET	CG-SD-CE	-5.28	91.75	100.20
1	9p	151	LEU	CB-CG-CD1	-5.28	102.02	111.00
1	9R	133	TRP	CD1-NE1-CE2	-5.28	104.25	109.00
1	ao	69	LEU	CB-CA-C	5.28	120.23	110.20
1	ar	214	MET	CG-SD-CE	-5.28	91.75	100.20
1	aN	123	PRO	N-CA-CB	-5.28	96.79	102.60
1	aR	180	GLU	OE1-CD-OE2	-5.28	116.96	123.30
1	b3	189	LEU	CB-CG-CD2	5.28	119.98	111.00
1	bx	211	LEU	N-CA-CB	5.28	120.96	110.40
1	1a	12	HIS	N-CA-CB	5.28	120.10	110.60
1	co	152	ASP	CB-CG-OD2	5.28	123.05	118.30
1	co	214	MET	O-C-N	-5.28	114.25	122.70
1	cp	226	HIS	CA-CB-CG	-5.28	104.62	113.60
1	cD	110	THR	N-CA-CB	5.28	120.33	110.30
1	1h	164	TYR	CG-CD1-CE1	-5.28	117.08	121.30
1	d2	185	MET	CA-CB-CG	5.28	122.28	113.30
1	dh	144	MET	CG-SD-CE	-5.28	91.75	100.20
1	1m	148	THR	N-CA-CB	5.28	120.33	110.30
1	e9	215	MET	CG-SD-CE	5.28	108.65	100.20
1	eB	136	LEU	O-C-N	-5.28	114.22	123.20
1	eF	228	ALA	N-CA-CB	-5.28	102.71	110.10
1	eM	80	TRP	CD1-NE1-CE2	5.28	113.75	109.00
1	d	191	VAL	CA-CB-CG2	-5.28	102.98	110.90
1	f	100	ARG	CB-CA-C	-5.28	99.84	110.40
1	u	143	ARG	CD-NE-CZ	-5.28	116.21	123.60
1	T	80	TRP	CE2-CD2-CE3	5.28	125.04	118.70
1	X	23	TRP	CA-CB-CG	5.28	123.73	113.70
1	ix	164	TYR	CD1-CG-CD2	5.28	123.71	117.90
1	kX	81	ASP	CB-CG-OD2	5.28	123.05	118.30
1	1l	184	TRP	CZ3-CH2-CZ2	5.28	127.94	121.60
1	1n	171	THR	OG1-CB-CG2	-5.28	97.86	110.00

Continued on next page...

Continued from previous page...

Mol	Chain	Res	Type	Atoms	Z	Observed(°)	Ideal(°)
1	28	184	TRP	CD2-CE3-CZ3	5.28	125.66	118.80
1	2t	224	PRO	N-CA-CB	5.28	109.64	103.30
1	2A	11	VAL	CG1-CB-CG2	-5.28	102.45	110.90
1	2E	167	ARG	NE-CZ-NH2	-5.28	117.66	120.30
1	2Z	7	GLN	N-CA-CB	5.28	120.10	110.60
1	6G	149	SER	N-CA-CB	-5.28	102.58	110.50
1	6H	142	VAL	O-C-N	-5.28	114.25	122.70
1	6I	132	ARG	NH1-CZ-NH2	-5.28	113.59	119.40
1	70	100	ARG	NH1-CZ-NH2	-5.28	113.59	119.40
1	72	211	LEU	CB-CA-C	5.28	120.23	110.20
1	73	130	TYR	CG-CD1-CE1	-5.28	117.08	121.30
1	7L	10	MET	CG-SD-CE	-5.28	91.75	100.20
1	7N	100	ARG	NE-CZ-NH2	5.28	122.94	120.30
1	86	152	ASP	N-CA-CB	-5.28	101.10	110.60
1	8o	133	TRP	CZ3-CH2-CZ2	-5.28	115.27	121.60
1	9q	58	THR	OG1-CB-CG2	-5.28	97.86	110.00
1	9M	40	PHE	CB-CG-CD2	-5.28	117.11	120.80
1	ae	86	VAL	CA-CB-CG1	-5.28	102.98	110.90
1	by	76	GLU	OE1-CD-OE2	-5.28	116.97	123.30
1	bO	57	ASN	N-CA-CB	5.28	120.10	110.60
1	ct	145	TYR	CD1-CE1-CZ	5.28	124.55	119.80
1	di	205	LEU	N-CA-CB	5.28	120.96	110.40
1	et	209	ALA	N-CA-CB	5.28	117.49	110.10
1	eR	230	VAL	CA-CB-CG2	-5.28	102.98	110.90
1	p	75	GLU	OE1-CD-OE2	5.28	129.63	123.30
1	4	192	GLN	CB-CG-CD	5.28	125.33	111.60
1	ge	159	GLU	CG-CD-OE1	5.28	128.85	118.30
1	go	185	MET	CG-SD-CE	-5.28	91.75	100.20
1	1G	10	MET	CG-SD-CE	5.28	108.64	100.20
1	h8	120	HIS	CB-CA-C	-5.28	99.84	110.40
1	hr	102	SER	N-CA-CB	5.28	118.42	110.50
1	i4	82	ARG	NH1-CZ-NH2	-5.28	113.60	119.40
1	i5	19	THR	CA-CB-CG2	5.28	119.79	112.40
1	iz	6	LEU	CB-CG-CD1	5.28	119.97	111.00
1	iU	42	ALA	CA-C-O	5.28	131.18	120.10
1	j2	130	TYR	CD1-CE1-CZ	5.28	124.55	119.80
1	j4	171	THR	CA-CB-CG2	5.28	119.79	112.40
1	j9	218	CYS	N-CA-CB	5.28	120.10	110.60
1	jz	100	ARG	O-C-N	-5.28	114.23	123.20
1	1X	173	ARG	NH1-CZ-NH2	-5.28	113.60	119.40
1	kB	12	HIS	O-C-N	-5.28	114.25	122.70
1	l7	148	THR	N-CA-CB	5.28	120.33	110.30

Continued on next page...

Continued from previous page...

Mol	Chain	Res	Type	Atoms	Z	Observed(°)	Ideal(°)
1	l8	204	ALA	CB-CA-C	-5.28	102.18	110.10
1	lf	145	TYR	CB-CG-CD2	-5.28	117.83	121.00
1	lh	40	PHE	CB-CG-CD2	-5.28	117.11	120.80
1	2x	103	ASP	O-C-N	5.28	131.14	122.70
1	2C	162	ARG	NE-CZ-NH1	5.28	122.94	120.30
1	2E	165	VAL	O-C-N	-5.28	114.25	122.70
1	2I	207	PRO	N-CA-CB	-5.28	96.79	102.60
1	3c	216	THR	N-CA-CB	5.28	120.33	110.30
1	3D	40	PHE	CB-CG-CD1	5.28	124.49	120.80
1	4m	224	PRO	C-N-CA	5.28	133.38	122.30
1	4s	185	MET	CG-SD-CE	-5.28	91.76	100.20
1	4t	130	TYR	CG-CD2-CE2	-5.28	117.08	121.30
1	5f	18	ARG	N-CA-CB	-5.28	101.10	110.60
1	5D	28	GLU	CG-CD-OE1	5.28	128.85	118.30
1	65	45	GLU	C-N-CA	5.28	133.38	122.30
1	6g	117	TRP	CB-CG-CD1	-5.28	120.14	127.00
1	6h	218	CYS	O-C-N	-5.28	114.26	122.70
1	71	97	ARG	N-CA-CB	5.28	120.10	110.60
1	7a	100	ARG	CG-CD-NE	-5.28	100.72	111.80
1	7E	8	GLY	O-C-N	5.28	131.14	122.70
1	87	82	ARG	NE-CZ-NH2	-5.28	117.66	120.30
1	89	132	ARG	CG-CD-NE	-5.28	100.72	111.80
1	8e	54	THR	OG1-CB-CG2	-5.28	97.86	110.00
1	8k	211	LEU	CB-CG-CD2	-5.28	102.03	111.00
1	8s	92	GLU	OE1-CD-OE2	-5.28	116.97	123.30
1	9g	18	ARG	NE-CZ-NH1	5.28	122.94	120.30
1	9B	107	THR	N-CA-CB	5.28	120.33	110.30
1	aF	7	GLN	O-C-N	-5.28	114.23	123.20
1	aO	133	TRP	CH2-CZ2-CE2	5.28	122.68	117.40
1	aX	169	TYR	CD1-CE1-CZ	-5.28	115.05	119.80
1	bc	66	MET	CG-SD-CE	-5.28	91.76	100.20
1	bg	113	GLU	N-CA-CB	5.28	120.10	110.60
1	ck	28	GLU	CB-CA-C	5.28	120.95	110.40
1	le	153	ILE	O-C-N	-5.28	114.25	122.70
1	dK	139	ASN	O-C-N	-5.28	114.26	122.70
1	en	80	TRP	CB-CG-CD1	-5.28	120.14	127.00
1	eu	4	GLN	N-CA-CB	5.28	120.10	110.60
1	f7	184	TRP	CH2-CZ2-CE2	-5.28	112.12	117.40
1	gx	145	TYR	CG-CD2-CE2	5.28	125.52	121.30
1	gy	16	SER	N-CA-CB	-5.28	102.59	110.50
1	gz	117	TRP	CB-CG-CD2	5.28	133.46	126.60
1	gF	117	TRP	CD1-NE1-CE2	5.28	113.75	109.00

Continued on next page...

Continued from previous page...

Mol	Chain	Res	Type	Atoms	Z	Observed(°)	Ideal(°)
1	gI	170	LYS	CA-CB-CG	5.28	125.01	113.40
1	gV	143	ARG	NH1-CZ-NH2	-5.28	113.60	119.40
1	hy	48	THR	CA-CB-CG2	-5.28	105.02	112.40
1	hU	60	GLY	O-C-N	-5.28	114.23	123.20
1	i4	53	ASN	CA-CB-CG	-5.28	101.79	113.40
1	iT	185	MET	CG-SD-CE	-5.28	91.76	100.20
1	iU	195	ASN	CA-C-O	-5.28	109.02	120.10
1	jl	204	ALA	N-CA-CB	-5.28	102.71	110.10
1	jU	170	LYS	N-CA-CB	-5.28	101.10	110.60
1	jV	141	ILE	O-C-N	-5.28	114.26	122.70
1	k8	142	VAL	O-C-N	-5.28	114.26	122.70
1	l5	24	VAL	CA-CB-CG2	-5.28	102.99	110.90
1	lM	133	TRP	CB-CG-CD2	-5.28	119.74	126.60
1	lO	211	LEU	CB-CG-CD1	5.28	119.97	111.00
1	lP	97	ARG	NH1-CZ-NH2	-5.28	113.60	119.40
1	lP	225	GLY	O-C-N	-5.28	114.26	122.70
1	2b	164	TYR	CB-CG-CD1	5.28	124.17	121.00
1	2r	145	TYR	CB-CG-CD1	-5.28	117.83	121.00
1	2w	31	ALA	CB-CA-C	5.28	118.01	110.10
1	2A	23	TRP	CH2-CZ2-CE2	-5.28	112.12	117.40
1	2B	161	PHE	CD1-CE1-CZ	-5.28	113.77	120.10
1	2V	31	ALA	O-C-N	-5.28	114.26	122.70
1	37	145	TYR	CD1-CG-CD2	5.28	123.70	117.90
1	3c	143	ARG	O-C-N	-5.28	114.26	122.70
1	3K	16	SER	N-CA-CB	5.28	118.41	110.50
1	3M	134	ILE	CB-CA-C	-5.28	101.05	111.60
1	3Q	119	THR	O-C-N	-5.28	114.26	122.70
1	4x	66	MET	CG-SD-CE	-5.28	91.76	100.20
1	4F	145	TYR	CG-CD1-CE1	5.28	125.52	121.30
1	4R	11	VAL	CG1-CB-CG2	-5.28	102.46	110.90
1	4Y	67	GLN	N-CA-CB	5.28	120.09	110.60
1	52	70	LYS	N-CA-CB	5.28	120.10	110.60
1	5p	76	GLU	OE1-CD-OE2	-5.28	116.97	123.30
1	6o	110	THR	CA-CB-CG2	-5.28	105.02	112.40
1	6v	132	ARG	NE-CZ-NH2	-5.28	117.66	120.30
1	76	224	PRO	N-CA-CB	5.28	109.63	103.30
1	7F	29	GLU	OE1-CD-OE2	5.28	129.63	123.30
1	7G	145	TYR	CB-CG-CD1	-5.28	117.83	121.00
1	7P	81	ASP	CB-CG-OD1	5.28	123.05	118.30
1	7V	154	ARG	NE-CZ-NH2	5.28	122.94	120.30
1	8n	184	TRP	CD1-CG-CD2	5.28	110.52	106.30
1	8D	169	TYR	CZ-CE2-CD2	-5.28	115.05	119.80

Continued on next page...

Continued from previous page...

Mol	Chain	Res	Type	Atoms	Z	Observed(°)	Ideal(°)
1	8P	97	ARG	NE-CZ-NH1	5.28	122.94	120.30
1	9U	218	CYS	N-CA-CB	5.28	120.10	110.60
1	9X	23	TRP	O-C-N	-5.28	114.26	122.70
1	a7	133	TRP	O-C-N	-5.28	114.26	122.70
1	ac	145	TYR	CD1-CE1-CZ	-5.28	115.05	119.80
1	ad	80	TRP	CG-CD1-NE1	-5.28	104.83	110.10
1	b2	58	THR	CA-CB-CG2	-5.28	105.01	112.40
1	bQ	167	ARG	NE-CZ-NH2	5.28	122.94	120.30
1	bV	133	TRP	CB-CG-CD1	5.28	133.86	127.00
1	c4	164	TYR	CB-CG-CD2	5.28	124.17	121.00
1	ca	145	TYR	CG-CD2-CE2	5.28	125.52	121.30
1	ca	164	TYR	CZ-CE2-CD2	-5.28	115.05	119.80
1	ce	75	GLU	CG-CD-OE2	-5.28	107.75	118.30
1	dO	154	ARG	NH1-CZ-NH2	-5.28	113.60	119.40
1	dX	80	TRP	CB-CG-CD1	-5.28	120.14	127.00
1	dX	97	ARG	NE-CZ-NH1	-5.28	117.66	120.30
1	en	164	TYR	CG-CD2-CE2	5.28	125.52	121.30
1	eF	163	ASP	CB-CG-OD2	5.28	123.05	118.30
1	eI	155	GLN	O-C-N	-5.28	114.23	123.20
1	eR	185	MET	CG-SD-CE	-5.28	91.76	100.20
1	eV	207	PRO	N-CA-CB	5.28	109.63	103.30
1	fh	229	ARG	CD-NE-CZ	5.28	130.99	123.60
1	fj	166	ASP	CB-CG-OD1	-5.28	113.55	118.30
1	fk	35	GLU	OE1-CD-OE2	-5.28	116.97	123.30
1	g5	145	TYR	CB-CG-CD2	-5.28	117.83	121.00
1	1B	3	VAL	CA-CB-CG2	5.28	118.81	110.90
1	j	154	ARG	NE-CZ-NH2	5.28	122.94	120.30
1	x	188	THR	O-C-N	-5.28	114.26	122.70
1	gb	136	LEU	CB-CG-CD1	5.27	119.97	111.00
1	ha	82	ARG	CG-CD-NE	-5.27	100.72	111.80
1	1Y	81	ASP	CB-CG-OD1	5.27	123.05	118.30
1	kJ	97	ARG	NH1-CZ-NH2	-5.27	113.60	119.40
1	lp	96	MET	CG-SD-CE	-5.27	91.76	100.20
1	2d	154	ARG	NE-CZ-NH2	5.27	122.94	120.30
1	2U	133	TRP	CG-CD2-CE3	5.27	138.65	133.90
1	36	131	LYS	CA-CB-CG	5.27	125.00	113.40
1	3C	191	VAL	CA-CB-CG2	-5.27	102.99	110.90
1	3S	197	ASP	CB-CG-OD2	5.27	123.05	118.30
1	4q	100	ARG	N-CA-CB	-5.27	101.11	110.60
1	5V	100	ARG	NH1-CZ-NH2	-5.27	113.60	119.40
1	62	164	TYR	CZ-CE2-CD2	5.27	124.55	119.80
1	6L	217	ALA	N-CA-CB	-5.27	102.72	110.10

Continued on next page...

Continued from previous page...

Mol	Chain	Res	Type	Atoms	Z	Observed(°)	Ideal(°)
1	7b	181	VAL	CA-CB-CG2	-5.27	102.99	110.90
1	7t	51	ASP	CB-CG-OD2	-5.27	113.55	118.30
1	81	221	VAL	CA-CB-CG2	5.27	118.81	110.90
1	84	71	GLU	OE1-CD-OE2	-5.27	116.97	123.30
1	ai	70	LYS	O-C-N	-5.27	114.26	122.70
1	b3	174	ALA	CB-CA-C	-5.27	102.19	110.10
1	d3	98	GLU	OE1-CD-OE2	-5.27	116.97	123.30
1	dE	184	TRP	CH2-CZ2-CE2	-5.27	112.13	117.40
1	dF	158	LYS	O-C-N	-5.27	114.26	122.70
1	ln	117	TRP	NE1-CE2-CZ2	-5.27	124.60	130.40
1	ef	129	ILE	CA-CB-CG1	5.27	121.02	111.00
1	ex	51	ASP	CB-CG-OD2	5.27	123.05	118.30
1	eK	3	VAL	O-C-N	-5.27	114.26	122.70
1	o	23	TRP	CD2-CE2-CZ2	-5.27	115.97	122.30
1	J	100	ARG	N-CA-CB	5.27	120.09	110.60
1	N	85	PRO	N-CD-CG	5.27	111.11	103.20
1	gq	62	HIS	N-CA-CB	5.27	120.09	110.60
1	gK	88	ALA	CB-CA-C	-5.27	102.19	110.10
1	hq	199	LYS	O-C-N	-5.27	114.27	122.70
1	hv	104	ILE	O-C-N	-5.27	114.26	122.70
1	hX	174	ALA	N-CA-CB	5.27	117.48	110.10
1	i7	152	ASP	O-C-N	-5.27	114.26	122.70
1	iu	146	SER	N-CA-CB	5.27	118.41	110.50
1	iy	31	ALA	O-C-N	-5.27	114.27	122.70
1	iy	205	LEU	C-N-CA	5.27	133.37	122.30
1	j4	184	TRP	CG-CD1-NE1	-5.27	104.83	110.10
1	jn	62	HIS	O-C-N	-5.27	114.27	122.70
1	kk	161	PHE	CB-CG-CD1	5.27	124.49	120.80
1	kk	196	PRO	N-CD-CG	5.27	111.11	103.20
1	24	167	ARG	NH1-CZ-NH2	-5.27	113.60	119.40
1	kV	161	PHE	CB-CG-CD1	5.27	124.49	120.80
1	l7	49	PRO	N-CA-CB	5.27	109.63	103.30
1	27	161	PHE	CD1-CE1-CZ	-5.27	113.77	120.10
1	lj	88	ALA	O-C-N	-5.27	114.24	123.20
1	lm	55	MET	N-CA-CB	5.27	120.09	110.60
1	lM	164	TYR	CG-CD1-CE1	-5.27	117.08	121.30
1	2B	227	LYS	C-N-CA	5.27	134.88	121.70
1	3c	161	PHE	CB-CG-CD1	-5.27	117.11	120.80
1	3r	219	GLN	N-CA-CB	-5.27	101.11	110.60
1	4b	50	GLN	CB-CG-CD	5.27	125.31	111.60
1	4p	81	ASP	CB-CG-OD2	5.27	123.05	118.30
1	5j	103	ASP	CB-CG-OD1	-5.27	113.56	118.30

Continued on next page...

Continued from previous page...

Mol	Chain	Res	Type	Atoms	Z	Observed(°)	Ideal(°)
1	6y	52	LEU	CB-CA-C	5.27	120.22	110.20
1	7k	14	ALA	CB-CA-C	5.27	118.01	110.10
1	8g	61	GLY	C-N-CA	5.27	134.88	121.70
1	96	162	ARG	NH1-CZ-NH2	-5.27	113.60	119.40
1	99	82	ARG	N-CA-CB	5.27	120.09	110.60
1	a7	10	MET	CG-SD-CE	-5.27	91.76	100.20
1	aj	164	TYR	CG-CD2-CE2	-5.27	117.08	121.30
1	ao	167	ARG	NE-CZ-NH2	5.27	122.94	120.30
1	au	107	THR	OG1-CB-CG2	-5.27	97.87	110.00
1	bh	203	LYS	O-C-N	-5.27	114.27	122.70
1	br	230	VAL	CG1-CB-CG2	-5.27	102.47	110.90
1	bO	142	VAL	CA-CB-CG2	-5.27	102.99	110.90
1	cy	12	HIS	CA-CB-CG	5.27	122.56	113.60
1	cQ	117	TRP	NE1-CE2-CZ2	5.27	136.20	130.40
1	d0	82	ARG	NE-CZ-NH1	5.27	122.94	120.30
1	dj	10	MET	CG-SD-CE	-5.27	91.76	100.20
1	dP	2	ILE	O-C-N	-5.27	114.26	122.70
1	ln	138	LEU	CB-CG-CD1	5.27	119.96	111.00
1	e1	214	MET	CG-SD-CE	-5.27	91.77	100.20
1	e4	72	THR	CA-CB-CG2	5.27	119.78	112.40
1	ea	122	PRO	CA-N-CD	-5.27	104.12	111.50
1	ei	167	ARG	NE-CZ-NH1	-5.27	117.66	120.30
1	eO	162	ARG	CA-CB-CG	5.27	125.00	113.40
1	lt	133	TRP	CG-CD2-CE3	-5.27	129.16	133.90
1	f9	164	TYR	CD1-CE1-CZ	-5.27	115.06	119.80
1	fz	22	ALA	N-CA-CB	5.27	117.48	110.10
1	fF	227	LYS	CG-CD-CE	5.27	127.72	111.90
1	lz	230	VAL	CA-CB-CG1	-5.27	102.99	110.90
1	fP	18	ARG	NE-CZ-NH2	-5.27	117.66	120.30
1	f	1	PRO	O-C-N	-5.27	114.27	122.70
1	T	36	VAL	CA-CB-CG2	5.27	118.81	110.90
1	X	76	GLU	OE1-CD-OE2	-5.27	116.97	123.30
1	gt	14	ALA	N-CA-CB	-5.27	102.72	110.10
1	ha	41	SER	CB-CA-C	5.27	120.11	110.10
1	hb	55	MET	CB-CA-C	5.27	120.94	110.40
1	hv	172	LEU	CB-CG-CD2	-5.27	102.04	111.00
1	1P	113	GLU	OE1-CD-OE2	-5.27	116.97	123.30
1	iH	32	PHE	CB-CG-CD1	5.27	124.49	120.80
1	j2	126	VAL	O-C-N	-5.27	114.24	123.20
1	j5	210	THR	CA-CB-CG2	-5.27	105.02	112.40
1	je	66	MET	N-CA-CB	5.27	120.09	110.60
1	jD	182	LYS	N-CA-CB	5.27	120.09	110.60

Continued on next page...

Continued from previous page...

Mol	Chain	Res	Type	Atoms	Z	Observed(°)	Ideal(°)
1	k6	100	ARG	NE-CZ-NH2	5.27	122.94	120.30
1	2a	144	MET	CG-SD-CE	-5.27	91.77	100.20
1	3p	167	ARG	NH1-CZ-NH2	-5.27	113.60	119.40
1	3T	130	TYR	CZ-CE2-CD2	5.27	124.54	119.80
1	4e	155	GLN	N-CA-CB	-5.27	101.11	110.60
1	5a	32	PHE	CB-CG-CD1	5.27	124.49	120.80
1	5m	81	ASP	CB-CG-OD2	-5.27	113.56	118.30
1	5D	228	ALA	N-CA-CB	-5.27	102.72	110.10
1	5R	145	TYR	CG-CD1-CE1	-5.27	117.08	121.30
1	5W	168	PHE	CB-CG-CD2	5.27	124.49	120.80
1	6A	130	TYR	CB-CG-CD2	5.27	124.16	121.00
1	7L	122	PRO	N-CA-CB	5.27	109.62	103.30
1	7P	148	THR	CA-CB-CG2	-5.27	105.02	112.40
1	7Q	161	PHE	CZ-CE2-CD2	-5.27	113.77	120.10
1	8O	189	LEU	CB-CG-CD2	5.27	119.96	111.00
1	9z	40	PHE	CB-CG-CD1	5.27	124.49	120.80
1	9L	215	MET	CA-CB-CG	-5.27	104.34	113.30
1	9Y	207	PRO	CA-N-CD	5.27	119.08	111.70
1	a6	184	TRP	CB-CG-CD1	-5.27	120.15	127.00
1	ao	132	ARG	NE-CZ-NH1	5.27	122.94	120.30
1	ap	143	ARG	NE-CZ-NH2	-5.27	117.67	120.30
1	aH	152	ASP	CB-CG-OD2	-5.27	113.56	118.30
1	aT	162	ARG	NE-CZ-NH2	-5.27	117.66	120.30
1	aU	41	SER	CB-CA-C	-5.27	100.08	110.10
1	ct	81	ASP	CB-CG-OD1	5.27	123.04	118.30
1	cW	23	TRP	CB-CG-CD2	5.27	133.45	126.60
1	dC	214	MET	CB-CA-C	-5.27	99.86	110.40
1	e3	143	ARG	CG-CD-NE	-5.27	100.73	111.80
1	el	40	PHE	CB-CG-CD1	-5.27	117.11	120.80
1	ft	23	TRP	CB-CG-CD2	-5.27	119.75	126.60
1	a	40	PHE	N-CA-CB	-5.27	101.11	110.60
1	j	66	MET	CG-SD-CE	-5.27	91.77	100.20
1	G	39	MET	O-C-N	-5.27	114.27	122.70
1	gg	184	TRP	CD1-CG-CD2	-5.27	102.08	106.30
1	gq	184	TRP	O-C-N	-5.27	114.27	122.70
1	gB	42	ALA	N-CA-CB	-5.27	102.72	110.10
1	gC	154	ARG	NE-CZ-NH1	-5.27	117.67	120.30
1	gZ	184	TRP	CD1-CG-CD2	5.27	110.52	106.30
1	h0	166	ASP	O-C-N	-5.27	114.27	122.70
1	hy	81	ASP	O-C-N	-5.27	114.27	122.70
1	hI	187	GLU	OE1-CD-OE2	-5.27	116.98	123.30
1	hJ	23	TRP	N-CA-CB	-5.27	101.11	110.60

Continued on next page...

Continued from previous page...

Mol	Chain	Res	Type	Atoms	Z	Observed(°)	Ideal(°)
1	hM	185	MET	CG-SD-CE	-5.27	91.77	100.20
1	hU	138	LEU	CB-CG-CD2	5.27	119.96	111.00
1	iI	49	PRO	N-CA-CB	-5.27	96.80	102.60
1	ih	169	TYR	CD1-CE1-CZ	5.27	124.54	119.80
1	io	56	LEU	CB-CG-CD1	-5.27	102.04	111.00
1	lR	133	TRP	CA-CB-CG	5.27	123.71	113.70
1	iL	64	ALA	CB-CA-C	5.27	118.00	110.10
1	jJ	96	MET	CG-SD-CE	-5.27	91.77	100.20
1	kR	23	TRP	CB-CG-CD2	5.27	133.45	126.60
1	kW	18	ARG	NE-CZ-NH1	5.27	122.94	120.30
1	2y	68	MET	CG-SD-CE	-5.27	91.77	100.20
1	2S	81	ASP	CB-CG-OD1	5.27	123.04	118.30
1	2T	40	PHE	O-C-N	-5.27	114.27	122.70
1	3g	40	PHE	CB-CG-CD1	5.27	124.49	120.80
1	3h	151	LEU	CB-CG-CD2	5.27	119.96	111.00
1	3r	163	ASP	CB-CG-OD2	5.27	123.04	118.30
1	3H	82	ARG	CD-NE-CZ	5.27	130.98	123.60
1	3P	161	PHE	CD1-CE1-CZ	-5.27	113.78	120.10
1	4m	177	ALA	C-N-CA	5.27	134.87	121.70
1	4n	59	VAL	O-C-N	-5.27	114.24	123.20
1	4z	108	THR	CA-CB-CG2	-5.27	105.02	112.40
1	50	27	VAL	O-C-N	-5.27	114.27	122.70
1	5c	184	TRP	CE2-CD2-CG	5.27	111.52	107.30
1	5q	40	PHE	CG-CD2-CE2	5.27	126.60	120.80
1	5L	131	LYS	CA-CB-CG	5.27	125.00	113.40
1	6p	186	THR	CA-CB-CG2	-5.27	105.02	112.40
1	6s	133	TRP	CE3-CZ3-CH2	-5.27	115.40	121.20
1	6x	11	VAL	CA-CB-CG1	-5.27	103.00	110.90
1	6P	100	ARG	NH1-CZ-NH2	-5.27	113.60	119.40
1	70	52	LEU	CB-CG-CD1	5.27	119.96	111.00
1	77	154	ARG	CG-CD-NE	-5.27	100.73	111.80
1	7r	161	PHE	CB-CG-CD1	5.27	124.49	120.80
1	7x	103	ASP	N-CA-CB	5.27	120.09	110.60
1	7I	30	LYS	C-N-CA	5.27	134.88	121.70
1	7I	51	ASP	CB-CG-OD1	-5.27	113.56	118.30
1	7X	39	MET	CG-SD-CE	-5.27	91.77	100.20
1	8X	100	ARG	CD-NE-CZ	-5.27	116.22	123.60
1	94	120	HIS	CA-CB-CG	5.27	122.56	113.60
1	9f	172	LEU	CB-CG-CD2	5.27	119.96	111.00
1	9K	126	VAL	CA-CB-CG2	5.27	118.80	110.90
1	9Z	202	LEU	CB-CA-C	5.27	120.21	110.20
1	a9	145	TYR	CG-CD1-CE1	5.27	125.52	121.30

Continued on next page...

Continued from previous page...

Mol	Chain	Res	Type	Atoms	Z	Observed(°)	Ideal(°)
1	am	166	ASP	CB-CG-OD2	5.27	123.04	118.30
1	aG	23	TRP	CZ3-CH2-CZ2	-5.27	115.28	121.60
1	aL	97	ARG	NH1-CZ-NH2	-5.27	113.60	119.40
1	14	133	TRP	CB-CG-CD2	-5.27	119.75	126.60
1	bI	163	ASP	N-CA-CB	-5.27	101.11	110.60
1	bO	217	ALA	N-CA-CB	5.27	117.48	110.10
1	bR	21	ASN	CB-CG-OD1	-5.27	111.06	121.60
1	cr	162	ARG	NE-CZ-NH2	-5.27	117.67	120.30
1	cC	77	ALA	N-CA-CB	5.27	117.48	110.10
1	cW	180	GLU	OE1-CD-OE2	-5.27	116.98	123.30
1	d1	32	PHE	CB-CG-CD1	-5.27	117.11	120.80
1	1k	42	ALA	CB-CA-C	-5.27	102.19	110.10
1	dT	97	ARG	NH1-CZ-NH2	-5.27	113.60	119.40
1	eb	223	GLY	CA-C-N	5.27	131.85	117.10
1	ep	44	SER	O-C-N	-5.27	114.27	122.70
1	eK	162	ARG	CD-NE-CZ	5.27	130.98	123.60
1	eL	197	ASP	O-C-N	-5.27	114.27	122.70
1	eZ	41	SER	O-C-N	-5.27	114.27	122.70
1	f2	172	LEU	CB-CA-C	-5.27	100.19	110.20
1	fd	26	VAL	CA-CB-CG1	5.27	118.81	110.90
1	p	118	MET	CG-SD-CE	-5.27	91.77	100.20
1	gk	97	ARG	N-CA-CB	5.27	120.08	110.60
1	gW	32	PHE	CB-CG-CD1	5.27	124.49	120.80
1	gX	218	CYS	N-CA-CB	5.27	120.08	110.60
1	1J	143	ARG	NH1-CZ-NH2	-5.27	113.61	119.40
1	hN	26	VAL	CA-CB-CG1	5.27	118.80	110.90
1	1M	229	ARG	NE-CZ-NH1	5.27	122.93	120.30
1	ik	144	MET	N-CA-CB	-5.27	101.12	110.60
1	iJ	110	THR	N-CA-CB	5.27	120.31	110.30
1	iO	65	ALA	N-CA-CB	-5.27	102.72	110.10
1	1S	209	ALA	CB-CA-C	5.27	118.00	110.10
1	j5	54	THR	N-CA-CB	5.27	120.31	110.30
1	jO	11	VAL	O-C-N	-5.27	114.27	122.70
1	kn	162	ARG	NH1-CZ-NH2	-5.27	113.61	119.40
1	kt	133	TRP	CB-CG-CD2	5.27	133.45	126.60
1	kx	133	TRP	CB-CG-CD1	5.27	133.85	127.00
1	kX	19	THR	O-C-N	-5.27	114.27	122.70
1	ll	230	VAL	CA-CB-CG2	-5.27	103.00	110.90
1	2m	14	ALA	O-C-N	-5.27	114.27	122.70
1	2o	100	ARG	NE-CZ-NH2	-5.27	117.67	120.30
1	2T	155	GLN	CA-CB-CG	5.27	124.99	113.40
1	3o	214	MET	CG-SD-CE	-5.27	91.77	100.20

Continued on next page...

Continued from previous page...

Mol	Chain	Res	Type	Atoms	Z	Observed(°)	Ideal(°)
1	46	148	THR	O-C-N	-5.27	114.27	122.70
1	4L	229	ARG	NE-CZ-NH2	5.27	122.93	120.30
1	5p	71	GLU	N-CA-CB	5.27	120.08	110.60
1	5G	183	ASN	CB-CA-C	5.27	120.94	110.40
1	7h	133	TRP	CD1-CG-CD2	5.27	110.51	106.30
1	7k	18	ARG	O-C-N	-5.27	114.27	122.70
1	7p	165	VAL	CA-CB-CG2	-5.27	103.00	110.90
1	7K	47	ALA	N-CA-CB	-5.27	102.73	110.10
1	7M	161	PHE	CZ-CE2-CD2	-5.27	113.78	120.10
1	7X	17	PRO	N-CA-CB	5.27	109.62	103.30
1	82	215	MET	CG-SD-CE	-5.27	91.77	100.20
1	8j	69	LEU	CB-CG-CD2	-5.27	102.04	111.00
1	8J	188	THR	OG1-CB-CG2	-5.27	97.89	110.00
1	8N	164	TYR	CZ-CE2-CD2	5.27	124.54	119.80
1	9b	148	THR	N-CA-CB	5.27	120.31	110.30
1	9h	146	SER	N-CA-CB	-5.27	102.60	110.50
1	9j	169	TYR	O-C-N	-5.27	114.27	122.70
1	9G	82	ARG	NH1-CZ-NH2	-5.27	113.61	119.40
1	9O	3	VAL	CA-C-O	5.27	131.16	120.10
1	Y	32	PHE	N-CA-CB	5.27	120.08	110.60
1	a9	186	THR	CA-CB-CG2	5.27	119.78	112.40
1	am	100	ARG	NH1-CZ-NH2	-5.27	113.61	119.40
1	aO	11	VAL	CG1-CB-CG2	-5.27	102.47	110.90
1	be	208	ALA	CB-CA-C	5.27	118.00	110.10
1	bK	164	TYR	CD1-CE1-CZ	5.27	124.54	119.80
1	cq	40	PHE	CB-CG-CD2	-5.27	117.11	120.80
1	db	146	SER	N-CA-CB	-5.27	102.60	110.50
1	lm	130	TYR	CB-CG-CD2	5.27	124.16	121.00
1	dX	97	ARG	NH1-CZ-NH2	5.27	125.19	119.40
1	el	44	SER	N-CA-CB	5.27	118.40	110.50
1	er	221	VAL	CG1-CB-CG2	-5.27	102.47	110.90
1	ez	25	LYS	N-CA-CB	5.27	120.08	110.60
1	eI	180	GLU	OE1-CD-OE2	-5.27	116.98	123.30
1	eU	157	PRO	N-CA-CB	5.27	109.62	103.30
1	fo	142	VAL	CA-CB-CG2	-5.27	103.00	110.90
1	fC	173	ARG	NE-CZ-NH2	-5.27	117.67	120.30
1	fJ	23	TRP	CG-CD2-CE3	-5.27	129.16	133.90
1	h	78	ALA	O-C-N	-5.27	114.27	122.70
1	i	140	LYS	N-CA-CB	-5.27	101.12	110.60
1	2	228	ALA	N-CA-CB	5.27	117.47	110.10
1	W	16	SER	N-CA-CB	5.27	118.40	110.50
1	h6	146	SER	N-CA-C	5.27	125.22	111.00

Continued on next page...

Continued from previous page...

Mol	Chain	Res	Type	Atoms	Z	Observed(°)	Ideal(°)
1	h8	13	GLN	N-CA-C	-5.27	96.78	111.00
1	hY	113	GLU	OE1-CD-OE2	-5.27	116.98	123.30
1	i3	161	PHE	CB-CA-C	5.27	120.93	110.40
1	im	98	GLU	OE1-CD-OE2	-5.27	116.98	123.30
1	im	136	LEU	C-N-CA	5.27	133.36	122.30
1	1S	64	ALA	N-CA-CB	5.27	117.47	110.10
1	ka	125	PRO	CA-C-N	5.27	128.78	117.20
1	2e	132	ARG	O-C-N	-5.27	114.28	122.70
1	49	133	TRP	CG-CD1-NE1	-5.27	104.83	110.10
1	5t	99	PRO	CA-C-N	-5.27	105.61	117.20
1	5R	45	GLU	OE1-CD-OE2	-5.27	116.98	123.30
1	6A	105	ALA	N-CA-CB	-5.27	102.73	110.10
1	6I	144	MET	CG-SD-CE	-5.27	91.77	100.20
1	89	167	ARG	NE-CZ-NH2	-5.27	117.67	120.30
1	8t	163	ASP	CB-CG-OD1	5.27	123.04	118.30
1	aX	1	PRO	N-CD-CG	5.27	111.10	103.20
1	bf	201	ILE	O-C-N	-5.27	114.28	122.70
1	bi	102	SER	N-CA-CB	5.27	118.40	110.50
1	bu	101	GLY	O-C-N	-5.27	114.27	122.70
1	cf	80	TRP	CD1-CG-CD2	-5.27	102.09	106.30
1	eu	130	TYR	CZ-CE2-CD2	5.27	124.54	119.80
1	eN	81	ASP	O-C-N	-5.27	114.27	122.70
1	fc	24	VAL	CG1-CB-CG2	-5.27	102.47	110.90
1	fm	46	GLY	O-C-N	-5.27	114.28	122.70
1	fF	40	PHE	CB-CG-CD1	-5.27	117.11	120.80
1	1z	99	PRO	N-CA-CB	-5.27	96.81	102.60
1	fY	23	TRP	CB-CG-CD1	-5.27	120.15	127.00
1	z	178	SER	CB-CA-C	-5.27	100.09	110.10
1	5	10	MET	CG-SD-CE	-5.27	91.78	100.20
1	gb	217	ALA	N-CA-CB	-5.26	102.73	110.10
1	gn	145	TYR	CB-CG-CD1	5.26	124.16	121.00
1	gH	81	ASP	CB-CG-OD1	5.26	123.04	118.30
1	gR	164	TYR	CB-CG-CD2	5.26	124.16	121.00
1	ha	231	LEU	CB-CG-CD1	5.26	119.95	111.00
1	he	164	TYR	CB-CG-CD1	-5.26	117.84	121.00
1	je	205	LEU	C-N-CA	5.26	133.35	122.30
1	1Z	142	VAL	CG1-CB-CG2	-5.26	102.48	110.90
1	k5	177	ALA	O-C-N	-5.26	114.28	122.70
1	k7	154	ARG	NE-CZ-NH2	5.26	122.93	120.30
1	kb	191	VAL	CA-CB-CG1	5.26	118.80	110.90
1	kt	187	GLU	OE1-CD-OE2	-5.26	116.98	123.30
1	lC	104	ILE	O-C-N	-5.26	114.28	122.70

Continued on next page...

Continued from previous page...

Mol	Chain	Res	Type	Atoms	Z	Observed(°)	Ideal(°)
1	lI	142	VAL	CA-CB-CG2	-5.26	103.00	110.90
1	2i	92	GLU	OE1-CD-OE2	-5.26	116.98	123.30
1	2w	32	PHE	CB-CG-CD2	-5.26	117.11	120.80
1	2S	127	GLY	O-C-N	-5.26	114.28	122.70
1	3z	33	SER	CA-C-N	5.26	131.84	117.10
1	3G	168	PHE	CD1-CG-CD2	5.26	125.14	118.30
1	4b	167	ARG	NE-CZ-NH1	5.26	122.93	120.30
1	4U	82	ARG	NE-CZ-NH2	-5.26	117.67	120.30
1	4Z	145	TYR	CB-CG-CD2	5.26	124.16	121.00
1	67	31	ALA	N-CA-CB	5.26	117.47	110.10
1	6c	184	TRP	CD1-NE1-CE2	5.26	113.74	109.00
1	6C	208	ALA	CB-CA-C	5.26	118.00	110.10
1	6K	212	GLU	OE1-CD-OE2	-5.26	116.98	123.30
1	6O	211	LEU	C-N-CA	5.26	134.86	121.70
1	6T	163	ASP	CB-CG-OD2	5.26	123.04	118.30
1	75	167	ARG	NE-CZ-NH2	-5.26	117.67	120.30
1	7j	168	PHE	CB-CG-CD2	-5.26	117.11	120.80
1	7m	52	LEU	N-CA-CB	-5.26	99.87	110.40
1	8u	167	ARG	NE-CZ-NH2	-5.26	117.67	120.30
1	8z	102	SER	N-CA-CB	5.26	118.40	110.50
1	8L	88	ALA	N-CA-CB	5.26	117.47	110.10
1	9d	208	ALA	N-CA-CB	-5.26	102.73	110.10
1	9f	80	TRP	CZ3-CH2-CZ2	5.26	127.92	121.60
1	9z	37	ILE	CA-C-N	5.26	131.84	117.10
1	ak	110	THR	O-C-N	-5.26	114.28	122.70
1	at	117	TRP	NE1-CE2-CD2	5.26	112.56	107.30
1	aB	40	PHE	CB-CG-CD1	-5.26	117.11	120.80
1	aR	81	ASP	O-C-N	-5.26	114.28	122.70
1	b0	3	VAL	CG1-CB-CG2	5.26	119.33	110.90
1	19	216	THR	CA-CB-CG2	-5.26	105.03	112.40
1	bJ	204	ALA	CB-CA-C	-5.26	102.20	110.10
1	1b	168	PHE	CG-CD1-CE1	-5.26	115.01	120.80
1	bW	40	PHE	CG-CD2-CE2	-5.26	115.01	120.80
1	cT	31	ALA	CB-CA-C	5.26	118.00	110.10
1	d2	173	ARG	NE-CZ-NH2	-5.26	117.67	120.30
1	dw	82	ARG	NH1-CZ-NH2	-5.26	113.61	119.40
1	dQ	154	ARG	CB-CA-C	-5.26	99.87	110.40
1	e2	44	SER	CB-CA-C	-5.26	100.10	110.10
1	ea	80	TRP	CB-CG-CD1	-5.26	120.16	127.00
1	f9	216	THR	CA-CB-CG2	-5.26	105.03	112.40
1	fF	78	ALA	CB-CA-C	-5.26	102.20	110.10
1	fJ	141	ILE	O-C-N	-5.26	114.28	122.70

Continued on next page...

Continued from previous page...

Mol	Chain	Res	Type	Atoms	Z	Observed(°)	Ideal(°)
1	7	97	ARG	O-C-N	-5.26	114.28	122.70
1	gf	202	LEU	CB-CG-CD2	5.26	119.95	111.00
1	gZ	169	TYR	CD1-CE1-CZ	-5.26	115.06	119.80
1	i7	145	TYR	CB-CG-CD2	-5.26	117.84	121.00
1	ia	190	LEU	O-C-N	-5.26	114.28	122.70
1	id	169	TYR	N-CA-CB	5.26	120.07	110.60
1	iE	142	VAL	CA-CB-CG2	-5.26	103.00	110.90
1	j0	152	ASP	CB-CG-OD2	5.26	123.04	118.30
1	ju	10	MET	CA-CB-CG	5.26	122.25	113.30
1	kf	230	VAL	CA-CB-CG2	-5.26	103.01	110.90
1	ki	20	LEU	CB-CG-CD2	-5.26	102.05	111.00
1	kL	31	ALA	N-CA-CB	-5.26	102.73	110.10
1	lA	167	ARG	NH1-CZ-NH2	-5.26	113.61	119.40
1	lH	181	VAL	CA-CB-CG1	5.26	118.80	110.90
1	2L	162	ARG	N-CA-CB	5.26	120.07	110.60
1	3j	214	MET	CG-SD-CE	-5.26	91.78	100.20
1	3p	133	TRP	CB-CG-CD2	-5.26	119.76	126.60
1	3X	39	MET	O-C-N	-5.26	114.28	122.70
1	4C	80	TRP	CA-CB-CG	5.26	123.70	113.70
1	50	173	ARG	O-C-N	-5.26	114.28	122.70
1	5z	122	PRO	N-CA-CB	5.26	109.61	103.30
1	73	179	GLN	N-CA-CB	5.26	120.07	110.60
1	a3	225	GLY	O-C-N	-5.26	114.28	122.70
1	bq	92	GLU	CA-C-N	5.26	131.84	117.10
1	bv	40	PHE	CB-CG-CD2	5.26	124.48	120.80
1	bX	210	THR	CA-CB-CG2	-5.26	105.03	112.40
1	cg	194	ALA	O-C-N	-5.26	114.28	122.70
1	cD	133	TRP	CH2-CZ2-CE2	5.26	122.66	117.40
1	cR	117	TRP	CG-CD1-NE1	-5.26	104.84	110.10
1	cR	188	THR	CA-CB-CG2	-5.26	105.03	112.40
1	df	39	MET	CA-CB-CG	5.26	122.25	113.30
1	dB	229	ARG	CD-NE-CZ	5.26	130.97	123.60
1	ez	211	LEU	CB-CG-CD1	5.26	119.95	111.00
1	f3	168	PHE	CB-CG-CD2	5.26	124.48	120.80
1	lx	214	MET	N-CA-CB	-5.26	101.13	110.60
1	fP	24	VAL	CG1-CB-CG2	-5.26	102.48	110.90
1	f	100	ARG	NE-CZ-NH1	5.26	122.93	120.30
1	N	87	HIS	CB-CA-C	-5.26	99.88	110.40
1	P	1	PRO	CA-N-CD	-5.26	104.13	111.50
1	1D	139	ASN	CB-CA-C	-5.26	99.88	110.40
1	gT	42	ALA	N-CA-CB	-5.26	102.73	110.10
1	h5	184	TRP	CB-CA-C	5.26	120.92	110.40

Continued on next page...

Continued from previous page...

Mol	Chain	Res	Type	Atoms	Z	Observed(°)	Ideal(°)
1	hb	221	VAL	CA-CB-CG2	-5.26	103.01	110.90
1	1K	34	PRO	CA-N-CD	-5.26	104.13	111.50
1	hG	133	TRP	CZ3-CH2-CZ2	-5.26	115.29	121.60
1	i0	219	GLN	O-C-N	-5.26	114.25	123.20
1	iv	122	PRO	N-CD-CG	5.26	111.09	103.20
1	iK	159	GLU	OE1-CD-OE2	-5.26	116.99	123.30
1	j6	160	PRO	C-N-CA	5.26	134.85	121.70
1	jm	58	THR	CA-CB-CG2	-5.26	105.03	112.40
1	k3	109	SER	CB-CA-C	5.26	120.10	110.10
1	k8	130	TYR	CG-CD2-CE2	5.26	125.51	121.30
1	kX	39	MET	CB-CA-C	5.26	120.92	110.40
1	lE	1	PRO	N-CD-CG	5.26	111.09	103.20
1	lE	110	THR	CA-CB-OG1	5.26	120.05	109.00
1	lQ	169	TYR	CG-CD1-CE1	-5.26	117.09	121.30
1	3n	103	ASP	CB-CG-OD2	-5.26	113.56	118.30
1	3y	188	THR	O-C-N	-5.26	114.28	122.70
1	3A	216	THR	N-CA-CB	5.26	120.30	110.30
1	3Q	42	ALA	CB-CA-C	-5.26	102.21	110.10
1	4C	229	ARG	CD-NE-CZ	5.26	130.97	123.60
1	58	165	VAL	CA-CB-CG1	5.26	118.79	110.90
1	5d	163	ASP	CB-CG-OD2	-5.26	113.56	118.30
1	5i	191	VAL	CA-CB-CG1	5.26	118.79	110.90
1	6d	162	ARG	NE-CZ-NH2	5.26	122.93	120.30
1	6E	124	ILE	N-CA-C	-5.26	96.79	111.00
1	7m	168	PHE	CG-CD1-CE1	5.26	126.59	120.80
1	7C	169	TYR	CD1-CE1-CZ	5.26	124.54	119.80
1	7O	23	TRP	CE2-CD2-CG	-5.26	103.09	107.30
1	84	39	MET	CG-SD-CE	-5.26	91.78	100.20
1	8u	197	ASP	CB-CG-OD1	-5.26	113.56	118.30
1	8C	180	GLU	OE1-CD-OE2	-5.26	116.99	123.30
1	8G	97	ARG	NE-CZ-NH2	-5.26	117.67	120.30
1	9y	29	GLU	OE1-CD-OE2	-5.26	116.99	123.30
1	al	131	LYS	O-C-N	-5.26	114.28	122.70
1	aO	73	ILE	CG1-CB-CG2	5.26	122.97	111.40
1	15	96	MET	N-CA-CB	5.26	120.07	110.60
1	be	69	LEU	O-C-N	-5.26	114.28	122.70
1	bN	31	ALA	O-C-N	-5.26	114.28	122.70
1	c5	115	ILE	O-C-N	-5.26	114.25	123.20
1	cg	41	SER	N-CA-CB	5.26	118.39	110.50
1	cw	154	ARG	NE-CZ-NH1	5.26	122.93	120.30
1	cD	132	ARG	CD-NE-CZ	5.26	130.97	123.60
1	cU	153	ILE	O-C-N	-5.26	114.28	122.70

Continued on next page...

Continued from previous page...

Mol	Chain	Res	Type	Atoms	Z	Observed(°)	Ideal(°)
1	do	4	GLN	CB-CA-C	5.26	120.92	110.40
1	dt	168	PHE	CG-CD1-CE1	5.26	126.59	120.80
1	eH	212	GLU	CB-CG-CD	-5.26	100.00	114.20
1	eL	167	ARG	NH1-CZ-NH2	-5.26	113.61	119.40
1	eQ	108	THR	CA-CB-OG1	5.26	120.05	109.00
1	eW	164	TYR	CA-CB-CG	5.26	123.40	113.40
1	f0	163	ASP	CB-CG-OD2	-5.26	113.56	118.30
1	fh	176	GLN	N-CA-CB	-5.26	101.13	110.60
1	fu	165	VAL	CA-CB-CG1	5.26	118.79	110.90
1	lz	51	ASP	CB-CG-OD1	5.26	123.04	118.30
1	g0	148	THR	CA-CB-CG2	5.26	119.77	112.40
1	0	110	THR	N-CA-CB	5.26	120.30	110.30
1	t	164	TYR	CB-CG-CD1	5.26	124.16	121.00
1	M	143	ARG	NE-CZ-NH2	5.26	122.93	120.30
1	9	174	ALA	N-CA-CB	-5.26	102.73	110.10
1	gc	99	PRO	O-C-N	-5.26	114.28	122.70
1	lC	191	VAL	CA-CB-CG1	-5.26	103.01	110.90
1	gm	169	TYR	CA-CB-CG	-5.26	103.41	113.40
1	gr	23	TRP	CD1-NE1-CE2	5.26	113.73	109.00
1	gy	107	THR	CA-CB-CG2	-5.26	105.04	112.40
1	h1	215	MET	CG-SD-CE	-5.26	91.78	100.20
1	hr	173	ARG	NE-CZ-NH1	5.26	122.93	120.30
1	hU	165	VAL	CA-CB-CG2	-5.26	103.01	110.90
1	i5	88	ALA	O-C-N	-5.26	114.26	123.20
1	iK	184	TRP	CZ3-CH2-CZ2	-5.26	115.29	121.60
1	j8	132	ARG	NH1-CZ-NH2	-5.26	113.61	119.40
1	k8	168	PHE	CG-CD2-CE2	-5.26	115.02	120.80
1	kd	149	SER	N-CA-CB	5.26	118.39	110.50
1	kl	191	VAL	CA-CB-CG1	-5.26	103.01	110.90
1	kr	34	PRO	N-CA-CB	5.26	109.61	103.30
1	kF	14	ALA	CB-CA-C	5.26	117.99	110.10
1	lc	98	GLU	OE1-CD-OE2	-5.26	116.99	123.30
1	ln	166	ASP	CB-CG-OD2	5.26	123.03	118.30
1	lC	162	ARG	N-CA-CB	5.26	120.07	110.60
1	lG	97	ARG	NH1-CZ-NH2	-5.26	113.61	119.40
1	2x	159	GLU	N-CA-CB	5.26	120.07	110.60
1	2H	12	HIS	N-CA-CB	5.26	120.07	110.60
1	3B	145	TYR	CB-CG-CD1	-5.26	117.84	121.00
1	3E	216	THR	CA-CB-CG2	5.26	119.76	112.40
1	4o	39	MET	CB-CA-C	5.26	120.92	110.40
1	4w	147	PRO	N-CA-C	5.26	125.78	112.10
1	5f	83	LEU	CB-CG-CD1	5.26	119.94	111.00

Continued on next page...

Continued from previous page...

Mol	Chain	Res	Type	Atoms	Z	Observed(°)	Ideal(°)
1	5l	173	ARG	NH1-CZ-NH2	-5.26	113.61	119.40
1	5X	80	TRP	NE1-CE2-CD2	5.26	112.56	107.30
1	66	2	ILE	CG1-CB-CG2	5.26	122.97	111.40
1	6x	3	VAL	O-C-N	-5.26	114.28	122.70
1	6A	168	PHE	CG-CD2-CE2	-5.26	115.01	120.80
1	6Q	200	THR	O-C-N	5.26	131.11	122.70
1	6V	208	ALA	CB-CA-C	-5.26	102.21	110.10
1	7i	191	VAL	CG1-CB-CG2	-5.26	102.49	110.90
1	7k	48	THR	CA-CB-OG1	5.26	120.04	109.00
1	7C	108	THR	CA-CB-CG2	-5.26	105.04	112.40
1	81	81	ASP	CB-CG-OD2	-5.26	113.57	118.30
1	87	150	ILE	C-N-CA	5.26	134.85	121.70
1	87	177	ALA	N-CA-C	5.26	125.20	111.00
1	8n	91	ILE	CA-CB-CG1	5.26	121.00	111.00
1	8o	58	THR	N-CA-CB	5.26	120.29	110.30
1	8x	124	ILE	N-CA-C	-5.26	96.80	111.00
1	8U	40	PHE	CB-CG-CD2	5.26	124.48	120.80
1	8V	152	ASP	O-C-N	-5.26	114.29	122.70
1	8W	228	ALA	N-CA-CB	-5.26	102.74	110.10
1	bb	80	TRP	CE3-CZ3-CH2	-5.26	115.41	121.20
1	bu	152	ASP	CB-CG-OD1	-5.26	113.57	118.30
1	bA	162	ARG	NE-CZ-NH2	-5.26	117.67	120.30
1	bO	64	ALA	O-C-N	-5.26	114.29	122.70
1	ci	215	MET	CG-SD-CE	-5.26	91.78	100.20
1	cR	169	TYR	CG-CD2-CE2	-5.26	117.09	121.30
1	d4	186	THR	CA-CB-CG2	-5.26	105.04	112.40
1	d5	46	GLY	O-C-N	-5.26	114.29	122.70
1	dp	197	ASP	CB-CG-OD2	5.26	123.03	118.30
1	dM	164	TYR	CB-CG-CD2	-5.26	117.84	121.00
1	e0	130	TYR	CZ-CE2-CD2	-5.26	115.07	119.80
1	eZ	195	ASN	CB-CA-C	5.26	120.92	110.40
1	f5	209	ALA	N-CA-C	5.26	125.20	111.00
1	1x	117	TRP	CD1-NE1-CE2	-5.26	104.27	109.00
1	fG	166	ASP	CB-CG-OD1	-5.26	113.57	118.30
1	1	168	PHE	CB-CG-CD2	-5.26	117.12	120.80
1	n	103	ASP	O-C-N	-5.26	114.29	122.70
1	v	18	ARG	NH1-CZ-NH2	-5.26	113.61	119.40
1	I	24	VAL	O-C-N	-5.26	114.28	122.70
1	7	136	LEU	CB-CG-CD2	-5.26	102.06	111.00
1	9	77	ALA	N-CA-CB	-5.26	102.74	110.10
1	gH	100	ARG	NH1-CZ-NH2	5.26	125.18	119.40
1	ig	168	PHE	CB-CG-CD2	-5.26	117.12	120.80

Continued on next page...

Continued from previous page...

Mol	Chain	Res	Type	Atoms	Z	Observed(°)	Ideal(°)
1	iB	119	THR	CA-CB-CG2	-5.26	105.04	112.40
1	jS	167	ARG	NE-CZ-NH2	-5.26	117.67	120.30
1	kb	125	PRO	N-CA-CB	-5.26	96.82	102.60
1	lm	22	ALA	CB-CA-C	-5.26	102.21	110.10
1	2l	132	ARG	NE-CZ-NH2	-5.26	117.67	120.30
1	2l	161	PHE	CB-CG-CD2	-5.26	117.12	120.80
1	33	226	HIS	CA-CB-CG	5.26	122.54	113.60
1	4l	178	SER	O-C-N	-5.26	114.29	122.70
1	4p	126	VAL	O-C-N	-5.26	114.26	123.20
1	5K	64	ALA	C-N-CA	5.26	134.84	121.70
1	5N	132	ARG	NE-CZ-NH2	-5.26	117.67	120.30
1	5R	157	PRO	N-CA-CB	5.26	109.61	103.30
1	7I	136	LEU	O-C-N	-5.26	114.26	123.20
1	7Y	108	THR	CA-CB-CG2	-5.26	105.04	112.40
1	8k	80	TRP	CD1-CG-CD2	5.26	110.51	106.30
1	8q	121	ASN	N-CA-CB	5.26	120.06	110.60
1	8A	172	LEU	O-C-N	-5.26	114.29	122.70
1	8A	197	ASP	CB-CG-OD2	-5.26	113.57	118.30
1	98	82	ARG	CA-CB-CG	-5.26	101.83	113.40
1	9m	126	VAL	CG1-CB-CG2	-5.26	102.49	110.90
1	10	25	LYS	O-C-N	-5.26	114.29	122.70
1	ae	229	ARG	CD-NE-CZ	5.26	130.96	123.60
1	c3	10	MET	CG-SD-CE	-5.26	91.79	100.20
1	cR	149	SER	N-CA-CB	5.26	118.39	110.50
1	d9	20	LEU	CB-CG-CD2	5.26	119.94	111.00
1	db	168	PHE	CB-CA-C	5.26	120.92	110.40
1	ez	103	ASP	N-CA-CB	5.26	120.06	110.60
1	fn	221	VAL	CA-CB-CG1	-5.26	103.01	110.90
1	o	188	THR	O-C-N	-5.26	114.29	122.70
1	M	96	MET	CG-SD-CE	-5.26	91.79	100.20
1	1J	214	MET	N-CA-CB	5.26	120.06	110.60
1	hs	154	ARG	NE-CZ-NH2	-5.26	117.67	120.30
1	hQ	157	PRO	N-CA-CB	5.26	109.61	103.30
1	hT	229	ARG	NE-CZ-NH1	-5.26	117.67	120.30
1	ip	171	THR	O-C-N	-5.26	114.29	122.70
1	is	120	HIS	O-C-N	-5.26	114.29	122.70
1	iO	33	SER	N-CA-CB	5.26	118.38	110.50
1	iQ	152	ASP	O-C-N	-5.26	114.29	122.70
1	j6	80	TRP	CB-CG-CD1	5.26	133.83	127.00
1	1V	133	TRP	CA-C-O	5.26	131.14	120.10
1	jD	80	TRP	CB-CG-CD1	-5.26	120.17	127.00
1	jD	120	HIS	CA-CB-CG	5.26	122.54	113.60

Continued on next page...

Continued from previous page...

Mol	Chain	Res	Type	Atoms	Z	Observed(°)	Ideal(°)
1	jM	118	MET	O-C-N	-5.26	114.29	122.70
1	lY	131	LYS	N-CA-CB	-5.26	101.14	110.60
1	jR	214	MET	CA-CB-CG	5.26	122.24	113.30
1	ki	229	ARG	NE-CZ-NH2	-5.26	117.67	120.30
1	kq	175	GLU	CG-CD-OE2	5.26	128.81	118.30
1	kr	172	LEU	CB-CG-CD2	5.26	119.94	111.00
1	kz	93	PRO	CA-C-N	5.26	126.71	116.20
1	kz	112	GLN	O-C-N	-5.26	114.29	122.70
1	kC	23	TRP	CE2-CD2-CG	-5.26	103.09	107.30
1	kI	80	TRP	CE3-CZ3-CH2	5.26	126.98	121.20
1	kY	130	TYR	CB-CG-CD2	-5.26	117.85	121.00
1	lI	219	GLN	C-N-CA	5.26	133.34	122.30
1	29	3	VAL	CA-CB-CG2	-5.26	103.02	110.90
1	lD	24	VAL	O-C-N	-5.26	114.29	122.70
1	lM	88	ALA	CB-CA-C	5.26	117.98	110.10
1	2d	145	TYR	CD1-CE1-CZ	5.26	124.53	119.80
1	2y	167	ARG	NH1-CZ-NH2	-5.26	113.62	119.40
1	2F	107	THR	CA-CB-CG2	5.26	119.76	112.40
1	2P	169	TYR	CB-CG-CD2	5.26	124.15	121.00
1	3c	13	GLN	C-N-CA	5.26	134.84	121.70
1	3r	96	MET	CG-SD-CE	-5.26	91.79	100.20
1	3E	167	ARG	NH1-CZ-NH2	5.26	125.18	119.40
1	3F	40	PHE	CB-CG-CD1	-5.26	117.12	120.80
1	3H	162	ARG	NE-CZ-NH2	-5.26	117.67	120.30
1	45	200	THR	OG1-CB-CG2	-5.26	97.91	110.00
1	4j	117	TRP	CE2-CD2-CG	5.26	111.50	107.30
1	4l	145	TYR	CZ-CE2-CD2	-5.26	115.07	119.80
1	4m	143	ARG	N-CA-CB	-5.26	101.14	110.60
1	4C	200	THR	CA-CB-CG2	-5.26	105.04	112.40
1	5q	136	LEU	O-C-N	-5.26	114.26	123.20
1	6K	213	GLU	OE1-CD-OE2	5.26	129.61	123.30
1	6Z	174	ALA	O-C-N	-5.26	114.29	122.70
1	79	189	LEU	CB-CG-CD2	5.26	119.94	111.00
1	7u	226	HIS	N-CA-CB	5.26	120.06	110.60
1	7C	145	TYR	CB-CG-CD1	-5.26	117.85	121.00
1	7Y	41	SER	O-C-N	-5.26	114.29	122.70
1	7Y	164	TYR	CG-CD2-CE2	-5.26	117.09	121.30
1	8l	177	ALA	N-CA-C	5.26	125.19	111.00
1	8p	164	TYR	CB-CA-C	5.26	120.91	110.40
1	8y	152	ASP	CB-CG-OD2	-5.26	113.57	118.30
1	8E	202	LEU	CB-CG-CD1	5.26	119.94	111.00
1	8M	132	ARG	NE-CZ-NH1	5.26	122.93	120.30

Continued on next page...

Continued from previous page...

Mol	Chain	Res	Type	Atoms	Z	Observed(°)	Ideal(°)
1	93	212	GLU	OE1-CD-OE2	-5.26	116.99	123.30
1	9X	152	ASP	N-CA-CB	-5.26	101.14	110.60
1	aq	62	HIS	N-CA-CB	5.26	120.06	110.60
1	ax	154	ARG	CG-CD-NE	-5.26	100.76	111.80
1	13	110	THR	CA-CB-CG2	5.26	119.76	112.40
1	bb	80	TRP	CG-CD2-CE3	5.26	138.63	133.90
1	br	202	LEU	O-C-N	-5.26	114.29	122.70
1	cR	62	HIS	N-CA-CB	5.26	120.06	110.60
1	dB	70	LYS	CA-C-N	5.26	128.76	117.20
1	dD	214	MET	CG-SD-CE	-5.26	91.79	100.20
1	dE	151	LEU	CB-CG-CD2	-5.26	102.06	111.00
1	eo	162	ARG	NH1-CZ-NH2	-5.26	113.62	119.40
1	eq	23	TRP	CD2-CE3-CZ3	-5.26	111.97	118.80
1	eB	204	ALA	N-CA-CB	-5.26	102.74	110.10
1	eQ	33	SER	N-CA-CB	5.26	118.38	110.50
1	fx	145	TYR	CB-CG-CD1	-5.26	117.85	121.00
1	c	170	LYS	O-C-N	-5.26	114.29	122.70
1	z	177	ALA	O-C-N	-5.26	114.29	122.70
1	L	162	ARG	NH1-CZ-NH2	-5.26	113.62	119.40
1	6	130	TYR	CB-CG-CD2	-5.26	117.85	121.00
1	7	174	ALA	N-CA-CB	-5.26	102.74	110.10
1	9	75	GLU	OE1-CD-OE2	-5.26	116.99	123.30
1	g9	100	ARG	NE-CZ-NH1	5.25	122.93	120.30
1	gw	88	ALA	O-C-N	-5.25	114.27	123.20
1	hr	48	THR	CA-CB-CG2	-5.25	105.04	112.40
1	hw	148	THR	CA-CB-CG2	-5.25	105.04	112.40
1	jk	18	ARG	NE-CZ-NH1	5.25	122.93	120.30
1	jn	68	MET	O-C-N	-5.25	114.29	122.70
1	jB	100	ARG	NH1-CZ-NH2	5.25	125.18	119.40
1	kk	10	MET	CG-SD-CE	-5.25	91.79	100.20
1	kw	36	VAL	CA-CB-CG2	-5.25	103.02	110.90
1	kS	23	TRP	CA-CB-CG	5.25	123.69	113.70
1	kY	144	MET	CG-SD-CE	-5.25	91.79	100.20
1	2k	219	GLN	CB-CA-C	-5.25	99.89	110.40
1	2v	116	GLY	O-C-N	-5.25	114.29	122.70
1	2K	98	GLU	N-CA-CB	-5.25	101.14	110.60
1	35	55	MET	CA-CB-CG	5.25	122.23	113.30
1	49	163	ASP	CB-CA-C	5.25	120.91	110.40
1	4i	226	HIS	N-CA-CB	5.25	120.06	110.60
1	4z	186	THR	N-CA-CB	5.25	120.28	110.30
1	4J	31	ALA	CB-CA-C	5.25	117.98	110.10
1	4R	189	LEU	N-CA-CB	5.25	120.91	110.40

Continued on next page...

Continued from previous page...

Mol	Chain	Res	Type	Atoms	Z	Observed(°)	Ideal(°)
1	57	152	ASP	CB-CG-OD2	5.25	123.03	118.30
1	5M	168	PHE	CZ-CE2-CD2	5.25	126.41	120.10
1	7c	11	VAL	CG1-CB-CG2	-5.25	102.49	110.90
1	7O	143	ARG	O-C-N	-5.25	114.29	122.70
1	7P	169	TYR	CB-CG-CD1	-5.25	117.85	121.00
1	8P	45	GLU	OE1-CD-OE2	-5.25	116.99	123.30
1	8V	172	LEU	CB-CG-CD2	5.25	119.93	111.00
1	9O	88	ALA	N-CA-CB	-5.25	102.74	110.10
1	9Y	37	ILE	O-C-N	-5.25	111.11	121.10
1	au	68	MET	O-C-N	-5.25	114.29	122.70
1	bf	43	LEU	N-CA-CB	-5.25	99.89	110.40
1	bl	163	ASP	N-CA-CB	-5.25	101.14	110.60
1	bS	23	TRP	CH2-CZ2-CE2	5.25	122.66	117.40
1	de	102	SER	N-CA-CB	5.25	118.38	110.50
1	dK	10	MET	N-CA-CB	5.25	120.06	110.60
1	f3	224	PRO	N-CA-C	5.25	125.76	112.10
1	f5	103	ASP	CB-CG-OD2	5.25	123.03	118.30
1	g7	142	VAL	CA-CB-CG1	5.25	118.78	110.90
1	gh	36	VAL	CA-CB-CG1	5.25	118.78	110.90
1	gi	167	ARG	NH1-CZ-NH2	-5.25	113.62	119.40
1	gw	18	ARG	NH1-CZ-NH2	-5.25	113.62	119.40
1	1F	20	LEU	CB-CA-C	5.25	120.18	110.20
1	h2	1	PRO	N-CA-CB	5.25	109.60	103.30
1	hC	217	ALA	N-CA-CB	5.25	117.45	110.10
1	hG	35	GLU	OE1-CD-OE2	-5.25	117.00	123.30
1	ib	80	TRP	CB-CG-CD2	5.25	133.43	126.60
1	iI	196	PRO	N-CA-CB	5.25	109.61	103.30
1	je	132	ARG	NE-CZ-NH1	5.25	122.93	120.30
1	jQ	17	PRO	N-CD-CG	5.25	111.08	103.20
1	k8	97	ARG	CD-NE-CZ	5.25	130.96	123.60
1	kQ	144	MET	CB-CA-C	5.25	120.91	110.40
1	lr	78	ALA	N-CA-CB	-5.25	102.75	110.10
1	lN	215	MET	CG-SD-CE	-5.25	91.79	100.20
1	2o	115	ILE	CA-CB-CG1	5.25	120.98	111.00
1	2B	88	ALA	C-N-CA	5.25	133.33	122.30
1	33	40	PHE	CB-CG-CD2	-5.25	117.12	120.80
1	3B	122	PRO	N-CA-CB	5.25	109.61	103.30
1	4E	167	ARG	NE-CZ-NH2	-5.25	117.67	120.30
1	4Q	200	THR	O-C-N	-5.25	114.30	122.70
1	5h	16	SER	CB-CA-C	-5.25	100.12	110.10
1	5h	130	TYR	CB-CG-CD1	-5.25	117.85	121.00
1	5r	51	ASP	CB-CG-OD1	5.25	123.03	118.30

Continued on next page...

Continued from previous page...

Mol	Chain	Res	Type	Atoms	Z	Observed(°)	Ideal(°)
1	5V	78	ALA	CB-CA-C	5.25	117.98	110.10
1	5Y	164	TYR	CG-CD2-CE2	-5.25	117.10	121.30
1	6c	166	ASP	N-CA-CB	-5.25	101.14	110.60
1	6K	82	ARG	O-C-N	-5.25	114.29	122.70
1	7I	181	VAL	CB-CA-C	-5.25	101.42	111.40
1	7h	105	ALA	N-CA-CB	-5.25	102.75	110.10
1	87	80	TRP	CB-CG-CD2	5.25	133.43	126.60
1	8h	80	TRP	CG-CD2-CE3	-5.25	129.17	133.90
1	8J	10	MET	N-CA-CB	5.25	120.06	110.60
1	8M	131	LYS	O-C-N	-5.25	114.29	122.70
1	8M	219	GLN	N-CA-CB	5.25	120.06	110.60
1	94	173	ARG	O-C-N	-5.25	114.30	122.70
1	96	145	TYR	CB-CG-CD2	-5.25	117.85	121.00
1	9i	64	ALA	N-CA-CB	5.25	117.45	110.10
1	9A	117	TRP	CD1-NE1-CE2	5.25	113.73	109.00
1	9R	76	GLU	OE1-CD-OE2	-5.25	117.00	123.30
1	ai	25	LYS	O-C-N	-5.25	114.30	122.70
1	aZ	108	THR	CA-CB-CG2	-5.25	105.05	112.40
1	b5	184	TRP	CH2-CZ2-CE2	5.25	122.65	117.40
1	16	4	GLN	N-CA-CB	5.25	120.06	110.60
1	bq	58	THR	O-C-N	-5.25	114.30	122.70
1	1a	40	PHE	CB-CG-CD1	-5.25	117.12	120.80
1	1b	51	ASP	CB-CA-C	-5.25	99.89	110.40
1	c6	124	ILE	CB-CA-C	5.25	122.11	111.60
1	c7	18	ARG	CG-CD-NE	-5.25	100.77	111.80
1	cc	166	ASP	CB-CA-C	5.25	120.91	110.40
1	dx	6	LEU	N-CA-C	-5.25	96.82	111.00
1	1n	218	CYS	N-CA-CB	5.25	120.06	110.60
1	e7	229	ARG	NE-CZ-NH2	-5.25	117.67	120.30
1	en	168	PHE	CB-CG-CD1	-5.25	117.12	120.80
1	ez	133	TRP	CE2-CD2-CG	-5.25	103.10	107.30
1	eN	155	GLN	O-C-N	-5.25	114.27	123.20
1	f7	77	ALA	N-CA-CB	-5.25	102.75	110.10
1	f8	36	VAL	CA-CB-CG2	5.25	118.78	110.90
1	fa	104	ILE	CB-CA-C	-5.25	101.09	111.60
1	fi	11	VAL	O-C-N	-5.25	114.30	122.70
1	a	165	VAL	CA-CB-CG2	-5.25	103.02	110.90
1	m	47	ALA	N-CA-CB	-5.25	102.75	110.10
1	G	162	ARG	NH1-CZ-NH2	-5.25	113.62	119.40
1	K	165	VAL	CA-CB-CG2	-5.25	103.02	110.90
1	M	109	SER	N-CA-CB	5.25	118.38	110.50
1	N	86	VAL	CG1-CB-CG2	-5.25	102.50	110.90

Continued on next page...

Continued from previous page...

Mol	Chain	Res	Type	Atoms	Z	Observed(°)	Ideal(°)
1	4	132	ARG	NE-CZ-NH1	5.25	122.93	120.30
1	9	100	ARG	NH1-CZ-NH2	-5.25	113.62	119.40
1	gk	170	LYS	CA-CB-CG	5.25	124.95	113.40
1	hQ	162	ARG	NH1-CZ-NH2	-5.25	113.62	119.40
1	lO	82	ARG	NE-CZ-NH1	5.25	122.93	120.30
1	if	40	PHE	CB-CG-CD2	-5.25	117.12	120.80
1	ih	107	THR	CA-CB-CG2	-5.25	105.05	112.40
1	jG	26	VAL	O-C-N	-5.25	114.30	122.70
1	kj	117	TRP	CE2-CD2-CG	-5.25	103.10	107.30
1	ks	25	LYS	CB-CA-C	5.25	120.90	110.40
1	kV	111	LEU	CB-CG-CD1	-5.25	102.07	111.00
1	25	145	TYR	CB-CG-CD2	-5.25	117.85	121.00
1	l2	74	ASN	CA-CB-CG	-5.25	101.85	113.40
1	la	199	LYS	CB-CA-C	-5.25	99.90	110.40
1	lI	197	ASP	O-C-N	-5.25	114.30	122.70
1	lO	144	MET	CB-CA-C	-5.25	99.90	110.40
1	lP	55	MET	CG-SD-CE	-5.25	91.80	100.20
1	2s	51	ASP	CB-CG-OD1	5.25	123.03	118.30
1	3y	132	ARG	NH1-CZ-NH2	-5.25	113.62	119.40
1	3K	130	TYR	CZ-CE2-CD2	5.25	124.53	119.80
1	3O	24	VAL	CG1-CB-CG2	-5.25	102.50	110.90
1	44	26	VAL	CA-CB-CG1	5.25	118.78	110.90
1	4G	205	LEU	CB-CG-CD1	5.25	119.93	111.00
1	51	79	GLU	O-C-N	-5.25	114.30	122.70
1	5J	189	LEU	CB-CG-CD1	-5.25	102.07	111.00
1	6x	119	THR	CA-CB-CG2	5.25	119.75	112.40
1	72	59	VAL	CG1-CB-CG2	-5.25	102.50	110.90
1	7h	186	THR	CA-CB-CG2	-5.25	105.05	112.40
1	7K	74	ASN	CA-CB-CG	-5.25	101.85	113.40
1	7W	119	THR	CA-CB-CG2	5.25	119.75	112.40
1	7Z	170	LYS	N-CA-CB	-5.25	101.15	110.60
1	81	23	TRP	CA-CB-CG	5.25	123.68	113.70
1	8Q	215	MET	CG-SD-CE	-5.25	91.80	100.20
1	9n	119	THR	CA-CB-CG2	-5.25	105.05	112.40
1	9U	142	VAL	N-CA-CB	5.25	123.05	111.50
1	a7	209	ALA	N-CA-C	5.25	125.18	111.00
1	an	139	ASN	CA-CB-CG	5.25	124.95	113.40
1	au	215	MET	CG-SD-CE	-5.25	91.80	100.20
1	aB	165	VAL	CA-CB-CG1	5.25	118.78	110.90
1	aG	7	GLN	CB-CA-C	5.25	120.90	110.40
1	aK	16	SER	CB-CA-C	-5.25	100.12	110.10
1	aL	117	TRP	CB-CG-CD1	5.25	133.83	127.00

Continued on next page...

Continued from previous page...

Mol	Chain	Res	Type	Atoms	Z	Observed(°)	Ideal(°)
1	aM	121	ASN	N-CA-CB	-5.25	101.15	110.60
1	aO	61	GLY	CA-C-O	5.25	130.05	120.60
1	aQ	10	MET	CG-SD-CE	5.25	108.60	100.20
1	bj	130	TYR	CB-CG-CD1	-5.25	117.85	121.00
1	ca	204	ALA	CB-CA-C	5.25	117.98	110.10
1	cf	27	VAL	CA-CB-CG2	-5.25	103.02	110.90
1	cr	55	MET	CG-SD-CE	-5.25	91.80	100.20
1	cy	117	TRP	CG-CD1-NE1	-5.25	104.85	110.10
1	lg	68	MET	O-C-N	-5.25	114.30	122.70
1	cL	76	GLU	CG-CD-OE1	5.25	128.81	118.30
1	cW	229	ARG	NE-CZ-NH2	5.25	122.93	120.30
1	e0	184	TRP	CD1-CG-CD2	-5.25	102.10	106.30
1	eR	190	LEU	CB-CG-CD1	5.25	119.93	111.00
1	eS	81	ASP	CB-CG-OD1	5.25	123.03	118.30
1	fD	81	ASP	CA-C-O	5.25	131.13	120.10
1	b	215	MET	O-C-N	-5.25	114.30	122.70
1	B	100	ARG	O-C-N	-5.25	114.27	123.20
1	8	82	ARG	NH1-CZ-NH2	-5.25	113.62	119.40
1	gP	117	TRP	CG-CD2-CE3	5.25	138.62	133.90
1	gX	97	ARG	CA-CB-CG	5.25	124.95	113.40
1	h0	155	GLN	CB-CA-C	-5.25	99.90	110.40
1	hT	145	TYR	CD1-CG-CD2	5.25	123.67	117.90
1	i7	82	ARG	NE-CZ-NH2	5.25	122.92	120.30
1	io	162	ARG	O-C-N	-5.25	114.30	122.70
1	it	51	ASP	OD1-CG-OD2	-5.25	113.33	123.30
1	iR	143	ARG	NE-CZ-NH2	5.25	122.92	120.30
1	kr	164	TYR	CB-CG-CD1	5.25	124.15	121.00
1	l0	188	THR	CA-CB-CG2	5.25	119.75	112.40
1	l4	81	ASP	OD1-CG-OD2	-5.25	113.33	123.30
1	lm	64	ALA	N-CA-CB	5.25	117.45	110.10
1	ly	55	MET	CG-SD-CE	-5.25	91.80	100.20
1	37	165	VAL	CA-CB-CG1	5.25	118.78	110.90
1	3c	77	ALA	N-CA-CB	-5.25	102.75	110.10
1	3J	31	ALA	N-CA-CB	5.25	117.45	110.10
1	3N	229	ARG	C-N-CA	5.25	134.83	121.70
1	45	214	MET	CA-CB-CG	5.25	122.22	113.30
1	5A	54	THR	O-C-N	-5.25	114.30	122.70
1	7D	54	THR	N-CA-CB	5.25	120.28	110.30
1	7P	117	TRP	CD1-CG-CD2	-5.25	102.10	106.30
1	7X	230	VAL	CA-CB-CG2	-5.25	103.03	110.90
1	8u	73	ILE	O-C-N	-5.25	114.30	122.70
1	8N	165	VAL	CA-CB-CG1	-5.25	103.03	110.90

Continued on next page...

Continued from previous page...

Mol	Chain	Res	Type	Atoms	Z	Observed(°)	Ideal(°)
1	9n	132	ARG	CD-NE-CZ	5.25	130.95	123.60
1	az	51	ASP	CB-CG-OD2	5.25	123.03	118.30
1	aM	204	ALA	N-CA-CB	-5.25	102.75	110.10
1	cb	173	ARG	CG-CD-NE	-5.25	100.78	111.80
1	cH	200	THR	CA-CB-CG2	5.25	119.75	112.40
1	lo	67	GLN	CG-CD-OE1	-5.25	111.10	121.60
1	ed	117	TRP	CB-CG-CD2	-5.25	119.78	126.60
1	0	80	TRP	CH2-CZ2-CE2	5.25	122.65	117.40
1	1E	161	PHE	CB-CG-CD2	5.25	124.47	120.80
1	gE	139	ASN	O-C-N	-5.25	114.30	122.70
1	gG	211	LEU	CB-CA-C	5.25	120.17	110.20
1	gM	162	ARG	NH1-CZ-NH2	-5.25	113.63	119.40
1	1G	94	GLY	O-C-N	-5.25	114.30	122.70
1	h9	39	MET	CA-CB-CG	5.25	122.22	113.30
1	hg	164	TYR	CA-CB-CG	5.25	123.37	113.40
1	hi	168	PHE	CB-CG-CD1	-5.25	117.13	120.80
1	hm	40	PHE	CB-CG-CD1	-5.25	117.13	120.80
1	ip	144	MET	CG-SD-CE	-5.25	91.80	100.20
1	iL	68	MET	CG-SD-CE	-5.25	91.80	100.20
1	1U	164	TYR	CZ-CE2-CD2	-5.25	115.08	119.80
1	jI	182	LYS	N-CA-CB	5.25	120.05	110.60
1	jI	198	CYS	O-C-N	-5.25	114.30	122.70
1	jL	158	LYS	N-CA-C	5.25	125.17	111.00
1	kb	117	TRP	CE2-CD2-CG	-5.25	103.10	107.30
1	kb	173	ARG	NE-CZ-NH2	-5.25	117.67	120.30
1	kg	198	CYS	CA-CB-SG	-5.25	104.55	114.00
1	lb	40	PHE	CB-CG-CD1	-5.25	117.13	120.80
1	lO	119	THR	CA-CB-CG2	5.25	119.75	112.40
1	2j	59	VAL	CA-CB-CG2	-5.25	103.03	110.90
1	2y	191	VAL	CA-CB-CG2	-5.25	103.03	110.90
1	2X	37	ILE	CA-C-O	-5.25	109.08	120.10
1	33	26	VAL	CA-CB-CG1	5.25	118.77	110.90
1	3f	81	ASP	CB-CG-OD1	5.25	123.02	118.30
1	3g	57	ASN	CB-CA-C	-5.25	99.91	110.40
1	3J	55	MET	CA-C-N	5.25	128.75	117.20
1	3W	221	VAL	CA-CB-CG2	-5.25	103.03	110.90
1	3Z	153	ILE	CA-C-O	5.25	131.12	120.10
1	4c	97	ARG	NE-CZ-NH2	-5.25	117.68	120.30
1	4j	226	HIS	CB-CA-C	-5.25	99.90	110.40
1	4E	82	ARG	NH1-CZ-NH2	-5.25	113.63	119.40
1	4G	58	THR	CA-CB-OG1	5.25	120.02	109.00
1	4Z	75	GLU	N-CA-C	5.25	125.17	111.00

Continued on next page...

Continued from previous page...

Mol	Chain	Res	Type	Atoms	Z	Observed(°)	Ideal(°)
1	5I	165	VAL	CG1-CB-CG2	-5.25	102.50	110.90
1	6i	186	THR	CA-CB-CG2	-5.25	105.05	112.40
1	7I	217	ALA	CB-CA-C	-5.25	102.23	110.10
1	79	168	PHE	CD1-CE1-CZ	-5.25	113.80	120.10
1	7b	128	GLU	C-N-CA	5.25	134.82	121.70
1	7q	181	VAL	CA-CB-CG2	-5.25	103.03	110.90
1	89	165	VAL	CG1-CB-CG2	-5.25	102.50	110.90
1	8o	111	LEU	CA-C-O	5.25	131.12	120.10
1	8s	115	ILE	O-C-N	-5.25	114.28	123.20
1	8M	58	THR	C-N-CA	5.25	134.82	121.70
1	8R	97	ARG	N-CA-CB	-5.25	101.15	110.60
1	9p	59	VAL	CG1-CB-CG2	-5.25	102.50	110.90
1	a0	143	ARG	NE-CZ-NH2	5.25	122.92	120.30
1	ah	184	TRP	CD1-CG-CD2	-5.25	102.10	106.30
1	aq	154	ARG	NH1-CZ-NH2	-5.25	113.63	119.40
1	aC	164	TYR	CG-CD2-CE2	5.25	125.50	121.30
1	bq	154	ARG	NE-CZ-NH2	-5.25	117.68	120.30
1	18	69	LEU	CB-CA-C	5.25	120.17	110.20
1	bs	19	THR	O-C-N	-5.25	114.30	122.70
1	bV	229	ARG	NH1-CZ-NH2	-5.25	113.63	119.40
1	bW	32	PHE	CG-CD1-CE1	-5.25	115.03	120.80
1	c1	201	ILE	N-CA-CB	5.25	122.87	110.80
1	c5	142	VAL	CA-CB-CG1	5.25	118.77	110.90
1	dW	178	SER	O-C-N	-5.25	114.30	122.70
1	eb	83	LEU	CB-CG-CD1	5.25	119.92	111.00
1	ee	27	VAL	O-C-N	5.25	131.10	122.70
1	ei	168	PHE	CB-CG-CD2	5.25	124.47	120.80
1	ej	43	LEU	O-C-N	-5.25	114.30	122.70
1	ej	143	ARG	NE-CZ-NH2	-5.25	117.68	120.30
1	es	166	ASP	N-CA-CB	-5.25	101.15	110.60
1	ew	190	LEU	CB-CG-CD2	-5.25	102.08	111.00
1	1w	221	VAL	CA-CB-CG2	-5.25	103.03	110.90
1	fx	26	VAL	CG1-CB-CG2	-5.25	102.50	110.90
1	fE	228	ALA	CB-CA-C	5.25	117.97	110.10
1	m	100	ARG	NH1-CZ-NH2	-5.25	113.63	119.40
1	3	93	PRO	CA-N-CD	-5.25	104.15	111.50
1	4	40	PHE	CB-CG-CD2	5.25	124.47	120.80
1	1D	51	ASP	CB-CG-OD1	-5.25	113.58	118.30
1	gt	117	TRP	CD1-NE1-CE2	-5.25	104.28	109.00
1	gV	184	TRP	CE2-CD2-CG	-5.25	103.10	107.30
1	hd	185	MET	CG-SD-CE	-5.25	91.80	100.20
1	hq	205	LEU	O-C-N	5.25	132.12	123.20

Continued on next page...

Continued from previous page...

Mol	Chain	Res	Type	Atoms	Z	Observed(°)	Ideal(°)
1	hz	161	PHE	CD1-CE1-CZ	-5.25	113.80	120.10
1	ie	166	ASP	CB-CG-OD1	5.25	123.02	118.30
1	iH	184	TRP	CG-CD1-NE1	-5.25	104.85	110.10
1	jU	185	MET	CG-SD-CE	-5.25	91.81	100.20
1	kn	19	THR	CA-CB-CG2	5.25	119.75	112.40
1	2v	164	TYR	CG-CD2-CE2	-5.25	117.10	121.30
1	2C	131	LYS	O-C-N	-5.25	114.31	122.70
1	3m	76	GLU	OE1-CD-OE2	-5.25	117.00	123.30
1	3M	224	PRO	O-C-N	-5.25	114.28	123.20
1	43	177	ALA	N-CA-CB	-5.25	102.75	110.10
1	4f	201	ILE	O-C-N	-5.25	114.31	122.70
1	4E	55	MET	CG-SD-CE	-5.25	91.80	100.20
1	52	169	TYR	O-C-N	-5.25	114.31	122.70
1	5g	45	GLU	OE1-CD-OE2	-5.25	117.00	123.30
1	5B	5	ASN	N-CA-CB	5.25	120.04	110.60
1	66	161	PHE	CB-CG-CD1	5.25	124.47	120.80
1	6j	81	ASP	CB-CG-OD1	-5.25	113.58	118.30
1	6u	161	PHE	CB-CG-CD2	-5.25	117.13	120.80
1	6H	5	ASN	N-CA-CB	5.25	120.04	110.60
1	7m	149	SER	N-CA-CB	5.25	118.37	110.50
1	7B	168	PHE	CB-CG-CD2	5.25	124.47	120.80
1	81	117	TRP	CD1-CG-CD2	5.25	110.50	106.30
1	84	164	TYR	CG-CD2-CE2	-5.25	117.10	121.30
1	86	82	ARG	CD-NE-CZ	5.25	130.95	123.60
1	8M	143	ARG	CG-CD-NE	-5.25	100.78	111.80
1	93	103	ASP	CB-CG-OD1	5.25	123.02	118.30
1	9z	216	THR	CA-CB-CG2	5.25	119.75	112.40
1	9Y	168	PHE	CG-CD1-CE1	-5.25	115.03	120.80
1	ao	31	ALA	CB-CA-C	5.25	117.97	110.10
1	aq	55	MET	O-C-N	-5.25	114.31	122.70
1	cg	173	ARG	NE-CZ-NH2	-5.25	117.68	120.30
1	cq	80	TRP	CB-CG-CD1	-5.25	120.18	127.00
1	cV	216	THR	CA-CB-CG2	-5.25	105.06	112.40
1	db	186	THR	O-C-N	-5.25	114.31	122.70
1	dB	126	VAL	CA-CB-CG1	-5.25	103.03	110.90
1	dE	14	ALA	O-C-N	-5.25	114.31	122.70
1	dH	138	LEU	CB-CG-CD2	5.25	119.92	111.00
1	1x	154	ARG	CG-CD-NE	-5.25	100.78	111.80
1	fH	22	ALA	N-CA-CB	-5.25	102.75	110.10
1	1z	145	TYR	CD1-CE1-CZ	5.25	124.52	119.80
1	fT	108	THR	N-CA-CB	5.25	120.27	110.30
1	r	197	ASP	CA-C-O	5.25	131.12	120.10

Continued on next page...

Continued from previous page...

Mol	Chain	Res	Type	Atoms	Z	Observed(°)	Ideal(°)
1	gP	24	VAL	CG1-CB-CG2	-5.25	102.51	110.90
1	gP	184	TRP	CD1-NE1-CE2	5.25	113.72	109.00
1	1G	142	VAL	O-C-N	-5.25	114.31	122.70
1	hk	68	MET	CG-SD-CE	-5.25	91.81	100.20
1	iW	194	ALA	CB-CA-C	5.25	117.97	110.10
1	jp	144	MET	O-C-N	-5.25	114.31	122.70
1	jr	132	ARG	CA-CB-CG	5.25	124.94	113.40
1	jt	47	ALA	N-CA-CB	5.25	117.44	110.10
1	jB	125	PRO	N-CA-CB	-5.25	96.83	102.60
1	kM	79	GLU	OE1-CD-OE2	-5.25	117.01	123.30
1	3U	147	PRO	CA-CB-CG	5.25	114.77	104.80
1	4H	50	GLN	O-C-N	-5.25	114.31	122.70
1	5U	143	ARG	NE-CZ-NH2	-5.25	117.68	120.30
1	67	215	MET	CG-SD-CE	-5.25	91.81	100.20
1	6Q	162	ARG	O-C-N	-5.25	114.31	122.70
1	77	142	VAL	CA-CB-CG2	5.25	118.77	110.90
1	7e	206	GLY	O-C-N	-5.25	111.13	121.10
1	7u	145	TYR	CZ-CE2-CD2	5.25	124.52	119.80
1	88	51	ASP	CB-CG-OD1	-5.25	113.58	118.30
1	ao	18	ARG	CD-NE-CZ	5.25	130.94	123.60
1	ap	163	ASP	CB-CG-OD1	5.25	123.02	118.30
1	ei	172	LEU	O-C-N	-5.25	114.31	122.70
1	eQ	162	ARG	NH1-CZ-NH2	-5.25	113.63	119.40
1	ff	23	TRP	CB-CG-CD1	-5.25	120.18	127.00
1	fz	35	GLU	OE1-CD-OE2	-5.25	117.01	123.30
1	gf	158	LYS	CB-CG-CD	5.24	125.23	111.60
1	1C	128	GLU	OE1-CD-OE2	-5.24	117.01	123.30
1	gA	132	ARG	NH1-CZ-NH2	-5.24	113.63	119.40
1	gC	23	TRP	CD1-NE1-CE2	5.24	113.72	109.00
1	gL	82	ARG	NE-CZ-NH2	5.24	122.92	120.30
1	hb	62	HIS	CA-CB-CG	-5.24	104.69	113.60
1	hc	166	ASP	O-C-N	-5.24	114.31	122.70
1	hg	108	THR	CA-CB-CG2	-5.24	105.06	112.40
1	hv	171	THR	CA-CB-CG2	-5.24	105.06	112.40
1	i6	184	TRP	CH2-CZ2-CE2	-5.24	112.16	117.40
1	il	111	LEU	CB-CG-CD1	5.24	119.92	111.00
1	iw	162	ARG	NE-CZ-NH2	-5.24	117.68	120.30
1	jm	92	GLU	CA-C-N	5.24	131.78	117.10
1	jy	167	ARG	O-C-N	-5.24	114.31	122.70
1	jT	53	ASN	O-C-N	-5.24	114.31	122.70
1	jV	29	GLU	N-CA-CB	-5.24	101.16	110.60
1	kV	132	ARG	CD-NE-CZ	5.24	130.94	123.60

Continued on next page...

Continued from previous page...

Mol	Chain	Res	Type	Atoms	Z	Observed(°)	Ideal(°)
1	1A	117	TRP	CZ3-CH2-CZ2	5.24	127.89	121.60
1	2o	58	THR	N-CA-CB	5.24	120.26	110.30
1	2z	191	VAL	O-C-N	-5.24	114.31	122.70
1	2K	45	GLU	OE1-CD-OE2	-5.24	117.01	123.30
1	2W	167	ARG	CG-CD-NE	-5.24	100.79	111.80
1	3u	169	TYR	CG-CD1-CE1	5.24	125.50	121.30
1	3G	80	TRP	CE2-CD2-CG	-5.24	103.10	107.30
1	4b	40	PHE	CB-CG-CD2	-5.24	117.13	120.80
1	4x	162	ARG	CG-CD-NE	-5.24	100.79	111.80
1	4x	164	TYR	CG-CD1-CE1	5.24	125.50	121.30
1	4H	107	THR	CA-CB-CG2	-5.24	105.06	112.40
1	4X	118	MET	CG-SD-CE	-5.24	91.81	100.20
1	50	80	TRP	CD1-NE1-CE2	5.24	113.72	109.00
1	55	205	LEU	C-N-CA	5.24	133.31	122.30
1	5n	229	ARG	CD-NE-CZ	5.24	130.94	123.60
1	5I	100	ARG	CG-CD-NE	-5.24	100.79	111.80
1	66	40	PHE	CB-CG-CD2	-5.24	117.13	120.80
1	6z	66	MET	N-CA-CB	-5.24	101.16	110.60
1	6D	154	ARG	CD-NE-CZ	5.24	130.94	123.60
1	73	144	MET	CG-SD-CE	-5.24	91.81	100.20
1	7l	51	ASP	CB-CG-OD1	5.24	123.02	118.30
1	7t	179	GLN	CA-CB-CG	5.24	124.94	113.40
1	7C	68	MET	CA-CB-CG	5.24	122.21	113.30
1	7S	151	LEU	CB-CG-CD1	-5.24	102.09	111.00
1	87	18	ARG	NE-CZ-NH1	5.24	122.92	120.30
1	8y	32	PHE	CZ-CE2-CD2	5.24	126.39	120.10
1	8D	215	MET	CG-SD-CE	-5.24	91.81	100.20
1	8Y	40	PHE	CB-CG-CD1	-5.24	117.13	120.80
1	99	24	VAL	CA-CB-CG2	-5.24	103.03	110.90
1	a5	80	TRP	CD1-CG-CD2	5.24	110.50	106.30
1	a8	159	GLU	OE1-CD-OE2	-5.24	117.01	123.30
1	aK	80	TRP	CG-CD2-CE3	5.24	138.62	133.90
1	bm	162	ARG	CG-CD-NE	-5.24	100.79	111.80
1	br	133	TRP	CH2-CZ2-CE2	5.24	122.64	117.40
1	bX	186	THR	O-C-N	-5.24	114.31	122.70
1	dg	7	GLN	CA-C-N	5.24	126.69	116.20
1	dg	129	ILE	O-C-N	-5.24	114.31	122.70
1	dy	169	TYR	CD1-CG-CD2	5.24	123.67	117.90
1	dU	35	GLU	CG-CD-OE1	5.24	128.78	118.30
1	e0	215	MET	CG-SD-CE	-5.24	91.81	100.20
1	e8	161	PHE	CB-CG-CD1	-5.24	117.13	120.80
1	ed	103	ASP	CB-CG-OD2	5.24	123.02	118.30

Continued on next page...

Continued from previous page...

Mol	Chain	Res	Type	Atoms	Z	Observed(°)	Ideal(°)
1	et	91	ILE	CG1-CB-CG2	-5.24	99.86	111.40
1	lr	177	ALA	N-CA-CB	5.24	117.44	110.10
1	lt	132	ARG	CA-CB-CG	5.24	124.94	113.40
1	eQ	79	GLU	OE1-CD-OE2	-5.24	117.01	123.30
1	eT	210	THR	CA-CB-CG2	-5.24	105.06	112.40
1	fq	133	TRP	CH2-CZ2-CE2	5.24	122.64	117.40
1	ly	105	ALA	N-CA-CB	-5.24	102.76	110.10
1	1A	82	ARG	CD-NE-CZ	5.24	130.94	123.60
1	o	189	LEU	N-CA-C	5.24	125.16	111.00
1	r	100	ARG	NE-CZ-NH2	5.24	122.92	120.30
1	x	81	ASP	CB-CG-OD1	5.24	123.02	118.30
1	Q	34	PRO	CA-N-CD	-5.24	104.16	111.50
1	U	194	ALA	N-CA-CB	-5.24	102.76	110.10
1	hk	80	TRP	CG-CD1-NE1	-5.24	104.86	110.10
1	ik	184	TRP	CD1-NE1-CE2	5.24	113.72	109.00
1	jy	82	ARG	CD-NE-CZ	5.24	130.94	123.60
1	jF	221	VAL	CA-CB-CG2	5.24	118.76	110.90
1	kd	202	LEU	CB-CG-CD2	5.24	119.91	111.00
1	kB	108	THR	CA-CB-CG2	-5.24	105.06	112.40
1	ll	136	LEU	CB-CG-CD1	5.24	119.91	111.00
1	2s	40	PHE	CD1-CG-CD2	5.24	125.11	118.30
1	2G	82	ARG	O-C-N	-5.24	114.31	122.70
1	2J	1	PRO	CA-N-CD	-5.24	104.16	111.50
1	4c	229	ARG	NE-CZ-NH2	5.24	122.92	120.30
1	4Z	80	TRP	CE2-CD2-CG	5.24	111.49	107.30
1	5v	42	ALA	N-CA-CB	-5.24	102.76	110.10
1	6e	227	LYS	O-C-N	-5.24	114.31	122.70
1	7u	230	VAL	O-C-N	-5.24	114.31	122.70
1	8t	169	TYR	CB-CG-CD1	-5.24	117.86	121.00
1	8H	91	ILE	O-C-N	-5.24	114.31	122.70
1	9t	188	THR	CA-CB-OG1	5.24	120.01	109.00
1	9x	194	ALA	N-CA-CB	5.24	117.44	110.10
1	9Z	125	PRO	N-CA-CB	-5.24	96.83	102.60
1	bi	76	GLU	CG-CD-OE1	5.24	128.78	118.30
1	cs	144	MET	O-C-N	-5.24	114.31	122.70
1	dh	105	ALA	N-CA-CB	-5.24	102.76	110.10
1	e0	184	TRP	CG-CD2-CE3	-5.24	129.18	133.90
1	eG	63	GLN	CB-CA-C	5.24	120.88	110.40
1	fp	201	ILE	O-C-N	-5.24	114.31	122.70
1	s	210	THR	CA-CB-OG1	5.24	120.01	109.00
1	D	29	GLU	OE1-CD-OE2	-5.24	117.01	123.30
1	R	162	ARG	CD-NE-CZ	5.24	130.94	123.60

Continued on next page...

Continued from previous page...

Mol	Chain	Res	Type	Atoms	Z	Observed(°)	Ideal(°)
1	gh	220	GLY	O-C-N	-5.24	114.32	122.70
1	1E	47	ALA	O-C-N	-5.24	114.32	122.70
1	gO	144	MET	CG-SD-CE	-5.24	91.81	100.20
1	gW	30	LYS	O-C-N	-5.24	114.31	122.70
1	h3	77	ALA	N-CA-CB	5.24	117.44	110.10
1	hl	58	THR	CA-CB-CG2	5.24	119.74	112.40
1	hu	88	ALA	CB-CA-C	5.24	117.96	110.10
1	hN	144	MET	CA-CB-CG	-5.24	104.39	113.30
1	hV	145	TYR	CB-CG-CD2	-5.24	117.86	121.00
1	i8	96	MET	CG-SD-CE	-5.24	91.81	100.20
1	ic	27	VAL	O-C-N	-5.24	114.32	122.70
1	1P	163	ASP	CB-CG-OD2	-5.24	113.58	118.30
1	io	40	PHE	CG-CD1-CE1	5.24	126.56	120.80
1	jj	187	GLU	N-CA-CB	-5.24	101.17	110.60
1	jo	141	ILE	CA-CB-CG1	5.24	120.96	111.00
1	jy	6	LEU	CB-CA-C	5.24	120.16	110.20
1	jZ	166	ASP	N-CA-CB	5.24	120.03	110.60
1	kp	10	MET	N-CA-CB	5.24	120.03	110.60
1	kM	124	ILE	O-C-N	-5.24	111.14	121.10
1	kS	117	TRP	CH2-CZ2-CE2	5.24	122.64	117.40
1	l4	96	MET	CG-SD-CE	-5.24	91.81	100.20
1	l7	177	ALA	CB-CA-C	-5.24	102.24	110.10
1	lg	133	TRP	CB-CG-CD1	5.24	133.81	127.00
1	ll	163	ASP	CB-CG-OD2	5.24	123.02	118.30
1	ll	200	THR	CA-CB-CG2	5.24	119.74	112.40
1	lo	68	MET	O-C-N	-5.24	114.32	122.70
1	lv	24	VAL	CA-CB-CG2	-5.24	103.04	110.90
1	2a	77	ALA	CB-CA-C	-5.24	102.24	110.10
1	2e	149	SER	N-CA-C	-5.24	96.85	111.00
1	2x	40	PHE	CB-CG-CD1	5.24	124.47	120.80
1	2M	222	GLY	C-N-CA	5.24	133.30	122.30
1	37	45	GLU	N-CA-CB	-5.24	101.17	110.60
1	3l	119	THR	CA-CB-CG2	-5.24	105.06	112.40
1	3r	132	ARG	CB-CA-C	5.24	120.88	110.40
1	3V	169	TYR	CG-CD2-CE2	5.24	125.49	121.30
1	43	18	ARG	NE-CZ-NH2	-5.24	117.68	120.30
1	4p	4	GLN	C-N-CA	5.24	134.80	121.70
1	4u	144	MET	CG-SD-CE	-5.24	91.82	100.20
1	52	78	ALA	CA-C-O	5.24	131.10	120.10
1	5m	23	TRP	CG-CD2-CE3	-5.24	129.18	133.90
1	5y	229	ARG	NE-CZ-NH2	-5.24	117.68	120.30
1	5Z	133	TRP	CG-CD2-CE3	5.24	138.62	133.90

Continued on next page...

Continued from previous page...

Mol	Chain	Res	Type	Atoms	Z	Observed(°)	Ideal(°)
1	7j	32	PHE	CB-CG-CD1	5.24	124.47	120.80
1	7s	178	SER	N-CA-CB	-5.24	102.64	110.50
1	7X	6	LEU	CB-CA-C	-5.24	100.24	110.20
1	8B	9	GLN	CB-CG-CD	5.24	125.23	111.60
1	96	97	ARG	NH1-CZ-NH2	-5.24	113.64	119.40
1	9z	12	HIS	CA-CB-CG	5.24	122.51	113.60
1	9z	80	TRP	CB-CG-CD2	-5.24	119.79	126.60
1	aV	152	ASP	CB-CG-OD1	-5.24	113.58	118.30
1	15	3	VAL	CA-CB-CG2	-5.24	103.04	110.90
1	b0	80	TRP	CB-CG-CD1	-5.24	120.19	127.00
1	bI	164	TYR	O-C-N	-5.24	114.31	122.70
1	c4	222	GLY	C-N-CA	5.24	133.31	122.30
1	cl	166	ASP	CB-CA-C	5.24	120.88	110.40
1	cm	68	MET	CG-SD-CE	-5.24	91.81	100.20
1	dz	211	LEU	CB-CG-CD1	5.24	119.91	111.00
1	dY	26	VAL	CA-CB-CG1	5.24	118.76	110.90
1	eJ	168	PHE	CB-CG-CD1	-5.24	117.13	120.80
1	eR	198	CYS	O-C-N	-5.24	114.32	122.70
1	eT	215	MET	CG-SD-CE	-5.24	91.81	100.20
1	fw	71	GLU	OE1-CD-OE2	-5.24	117.01	123.30
1	fT	132	ARG	NH1-CZ-NH2	-5.24	113.64	119.40
1	F	80	TRP	NE1-CE2-CD2	5.24	112.54	107.30
1	go	229	ARG	CG-CD-NE	-5.24	100.80	111.80
1	gv	173	ARG	CG-CD-NE	-5.24	100.80	111.80
1	gH	35	GLU	N-CA-CB	-5.24	101.17	110.60
1	hb	184	TRP	CB-CA-C	5.24	120.88	110.40
1	hs	119	THR	CA-CB-OG1	5.24	120.00	109.00
1	iI	164	TYR	CD1-CE1-CZ	-5.24	115.08	119.80
1	ir	10	MET	CG-SD-CE	-5.24	91.82	100.20
1	iC	184	TRP	CB-CG-CD2	-5.24	119.79	126.60
1	j3	168	PHE	CB-CG-CD1	-5.24	117.13	120.80
1	jb	36	VAL	CA-CB-CG2	-5.24	103.04	110.90
1	je	13	GLN	CB-CG-CD	5.24	125.22	111.60
1	jK	169	TYR	CB-CG-CD2	-5.24	117.86	121.00
1	jS	145	TYR	CB-CG-CD2	-5.24	117.86	121.00
1	k9	107	THR	OG1-CB-CG2	-5.24	97.95	110.00
1	ko	167	ARG	NE-CZ-NH1	5.24	122.92	120.30
1	22	79	GLU	OE1-CD-OE2	-5.24	117.01	123.30
1	kJ	154	ARG	NE-CZ-NH2	-5.24	117.68	120.30
1	lb	34	PRO	N-CA-CB	-5.24	96.84	102.60
1	2i	163	ASP	O-C-N	-5.24	114.32	122.70
1	2k	124	ILE	O-C-N	-5.24	111.15	121.10

Continued on next page...

Continued from previous page...

Mol	Chain	Res	Type	Atoms	Z	Observed(°)	Ideal(°)
1	2y	71	GLU	OE1-CD-OE2	-5.24	117.01	123.30
1	3t	157	PRO	N-CA-CB	5.24	109.58	103.30
1	4A	82	ARG	NH1-CZ-NH2	5.24	125.16	119.40
1	55	145	TYR	CD1-CE1-CZ	-5.24	115.08	119.80
1	5d	118	MET	CB-CA-C	5.24	120.88	110.40
1	5l	54	THR	OG1-CB-CG2	-5.24	97.95	110.00
1	5r	201	ILE	O-C-N	-5.24	114.32	122.70
1	5y	190	LEU	CB-CG-CD2	5.24	119.91	111.00
1	6M	59	VAL	CA-CB-CG1	5.24	118.76	110.90
1	7c	200	THR	CA-CB-CG2	-5.24	105.07	112.40
1	7g	229	ARG	NH1-CZ-NH2	-5.24	113.64	119.40
1	7i	137	GLY	O-C-N	-5.24	114.32	122.70
1	7A	169	TYR	CD1-CG-CD2	5.24	123.66	117.90
1	7E	229	ARG	CA-CB-CG	5.24	124.92	113.40
1	7T	11	VAL	N-CA-CB	-5.24	99.97	111.50
1	7X	7	GLN	CA-CB-CG	5.24	124.92	113.40
1	84	51	ASP	O-C-N	-5.24	114.32	122.70
1	85	166	ASP	N-CA-CB	-5.24	101.17	110.60
1	86	167	ARG	NH1-CZ-NH2	-5.24	113.64	119.40
1	87	104	ILE	CA-CB-CG1	5.24	120.95	111.00
1	93	167	ARG	CA-C-O	5.24	131.10	120.10
1	93	210	THR	N-CA-CB	5.24	120.25	110.30
1	9x	7	GLN	N-CA-CB	5.24	120.03	110.60
1	9K	3	VAL	CG1-CB-CG2	-5.24	102.52	110.90
1	9O	186	THR	CA-CB-CG2	5.24	119.73	112.40
1	10	173	ARG	NH1-CZ-NH2	5.24	125.16	119.40
1	ad	179	GLN	CG-CD-OE1	5.24	132.08	121.60
1	aK	77	ALA	CB-CA-C	5.24	117.96	110.10
1	aX	81	ASP	CB-CG-OD2	5.24	123.01	118.30
1	bm	168	PHE	CB-CG-CD1	5.24	124.47	120.80
1	bI	108	THR	CA-CB-CG2	-5.24	105.07	112.40
1	bY	23	TRP	CB-CG-CD1	-5.24	120.19	127.00
1	cl	186	THR	N-CA-CB	5.24	120.25	110.30
1	cB	169	TYR	CD1-CG-CD2	5.24	123.66	117.90
1	cG	168	PHE	CB-CA-C	5.24	120.88	110.40
1	dB	107	THR	CA-CB-CG2	-5.24	105.07	112.40
1	ef	211	LEU	N-CA-C	5.24	125.14	111.00
1	ek	152	ASP	N-CA-CB	-5.24	101.17	110.60
1	eC	95	GLN	CB-CA-C	-5.24	99.92	110.40
1	eO	40	PHE	CB-CG-CD1	-5.24	117.13	120.80
1	fi	186	THR	O-C-N	-5.24	114.32	122.70
1	e	90	PRO	O-C-N	-5.24	114.32	122.70

Continued on next page...

Continued from previous page...

Mol	Chain	Res	Type	Atoms	Z	Observed(°)	Ideal(°)
1	m	4	GLN	CB-CA-C	-5.24	99.92	110.40
1	u	80	TRP	CD2-CE2-CZ2	-5.24	116.01	122.30
1	I	108	THR	CA-CB-CG2	-5.24	105.07	112.40
1	O	51	ASP	CB-CG-OD2	5.24	123.02	118.30
1	gV	58	THR	N-CA-CB	5.24	120.25	110.30
1	kZ	221	VAL	CA-CB-CG1	-5.24	103.05	110.90
1	2K	20	LEU	O-C-N	-5.24	114.32	122.70
1	3y	83	LEU	CB-CA-C	-5.24	100.25	110.20
1	3L	142	VAL	CA-CB-CG1	5.24	118.76	110.90
1	4y	52	LEU	CB-CA-C	5.24	120.15	110.20
1	5g	154	ARG	NE-CZ-NH1	-5.24	117.68	120.30
1	6c	27	VAL	CB-CA-C	-5.24	101.45	111.40
1	6o	221	VAL	CA-CB-CG2	5.24	118.76	110.90
1	6D	117	TRP	CD1-NE1-CE2	-5.24	104.29	109.00
1	85	173	ARG	O-C-N	-5.24	114.32	122.70
1	8C	164	TYR	CB-CG-CD2	-5.24	117.86	121.00
1	9u	79	GLU	CB-CA-C	5.24	120.87	110.40
1	9G	41	SER	N-CA-CB	5.24	118.36	110.50
1	9Y	16	SER	N-CA-CB	-5.24	102.64	110.50
1	a9	216	THR	CA-CB-CG2	-5.24	105.07	112.40
1	an	163	ASP	CB-CG-OD2	5.24	123.01	118.30
1	aY	133	TRP	CD1-CG-CD2	-5.24	102.11	106.30
1	b9	40	PHE	CB-CG-CD1	5.24	124.47	120.80
1	bi	116	GLY	O-C-N	-5.24	114.32	122.70
1	cx	27	VAL	CG1-CB-CG2	-5.24	102.52	110.90
1	dP	193	ASN	CB-CG-OD1	-5.24	111.13	121.60
1	fQ	74	ASN	N-CA-CB	5.24	120.03	110.60
1	gA	153	ILE	CA-CB-CG1	5.24	120.95	111.00
1	ha	139	ASN	N-CA-CB	-5.24	101.17	110.60
1	hk	69	LEU	CB-CG-CD2	-5.24	102.10	111.00
1	ho	97	ARG	NE-CZ-NH2	-5.24	117.68	120.30
1	hp	122	PRO	CA-C-N	5.24	131.76	117.10
1	hq	182	LYS	N-CA-CB	5.24	120.02	110.60
1	hC	145	TYR	CD1-CE1-CZ	-5.24	115.09	119.80
1	iq	154	ARG	CD-NE-CZ	5.24	130.93	123.60
1	iI	40	PHE	CB-CG-CD1	-5.24	117.14	120.80
1	iQ	18	ARG	NE-CZ-NH2	-5.24	117.68	120.30
1	j9	128	GLU	CG-CD-OE1	5.24	128.77	118.30
1	jc	169	TYR	CB-CG-CD1	-5.24	117.86	121.00
1	js	168	PHE	CB-CG-CD2	-5.24	117.14	120.80
1	kt	87	HIS	CA-CB-CG	5.24	122.50	113.60
1	24	151	LEU	CB-CG-CD2	-5.24	102.10	111.00

Continued on next page...

Continued from previous page...

Mol	Chain	Res	Type	Atoms	Z	Observed(°)	Ideal(°)
1	1C	198	CYS	C-N-CA	5.24	134.79	121.70
1	2c	23	TRP	CD1-CG-CD2	5.24	110.49	106.30
1	2F	97	ARG	NE-CZ-NH1	5.24	122.92	120.30
1	2X	180	GLU	CA-CB-CG	-5.24	101.88	113.40
1	3D	142	VAL	CA-CB-CG1	-5.24	103.05	110.90
1	3V	192	GLN	CA-CB-CG	5.24	124.92	113.40
1	4q	51	ASP	CB-CG-OD1	5.24	123.01	118.30
1	4H	126	VAL	CG1-CB-CG2	-5.24	102.52	110.90
1	5d	19	THR	CA-CB-CG2	5.24	119.73	112.40
1	5i	31	ALA	O-C-N	-5.24	114.32	122.70
1	5u	39	MET	CG-SD-CE	5.24	108.58	100.20
1	5M	165	VAL	CA-CB-CG1	5.24	118.75	110.90
1	5O	131	LYS	N-CA-CB	-5.24	101.17	110.60
1	6k	18	ARG	CD-NE-CZ	-5.24	116.27	123.60
1	6V	32	PHE	CB-CG-CD2	-5.24	117.14	120.80
1	73	162	ARG	CD-NE-CZ	5.24	130.93	123.60
1	7r	144	MET	CG-SD-CE	-5.24	91.82	100.20
1	7u	39	MET	O-C-N	-5.24	114.32	122.70
1	7w	23	TRP	CB-CG-CD1	-5.24	120.19	127.00
1	7H	27	VAL	CG1-CB-CG2	-5.24	102.52	110.90
1	83	82	ARG	NE-CZ-NH1	5.24	122.92	120.30
1	88	81	ASP	CB-CG-OD1	-5.24	113.59	118.30
1	8b	168	PHE	CB-CG-CD2	-5.24	117.14	120.80
1	8A	161	PHE	CB-CA-C	5.24	120.87	110.40
1	8D	36	VAL	CB-CA-C	5.24	121.35	111.40
1	98	143	ARG	CG-CD-NE	-5.24	100.81	111.80
1	9i	70	LYS	CA-C-N	5.24	128.72	117.20
1	9k	164	TYR	CB-CG-CD2	-5.24	117.86	121.00
1	9l	132	ARG	NE-CZ-NH1	5.24	122.92	120.30
1	9R	164	TYR	CB-CG-CD2	5.24	124.14	121.00
1	9U	162	ARG	O-C-N	-5.24	114.32	122.70
1	9Y	26	VAL	CG1-CB-CG2	5.24	119.28	110.90
1	by	27	VAL	O-C-N	-5.24	114.32	122.70
1	19	97	ARG	NE-CZ-NH2	-5.24	117.68	120.30
1	bL	27	VAL	CA-CB-CG1	5.24	118.75	110.90
1	cq	133	TRP	CD1-NE1-CE2	-5.24	104.29	109.00
1	cE	133	TRP	CD1-CG-CD2	-5.24	102.11	106.30
1	cM	97	ARG	CG-CD-NE	-5.24	100.80	111.80
1	1h	81	ASP	CA-C-N	5.24	128.72	117.20
1	d2	161	PHE	CG-CD2-CE2	5.24	126.56	120.80
1	dc	229	ARG	CD-NE-CZ	5.24	130.93	123.60
1	di	23	TRP	CB-CG-CD2	5.24	133.41	126.60

Continued on next page...

Continued from previous page...

Mol	Chain	Res	Type	Atoms	Z	Observed(°)	Ideal(°)
1	dj	19	THR	CA-CB-CG2	5.24	119.73	112.40
1	lq	43	LEU	O-C-N	-5.24	114.33	122.70
1	eD	71	GLU	OE1-CD-OE2	-5.24	117.02	123.30
1	fa	130	TYR	CB-CG-CD1	5.24	124.14	121.00
1	fE	96	MET	CG-SD-CE	-5.24	91.82	100.20
1	g0	22	ALA	N-CA-CB	-5.24	102.77	110.10
1	f	160	PRO	N-CA-CB	5.24	109.58	103.30
1	A	147	PRO	N-CA-CB	5.24	109.58	103.30
1	X	154	ARG	NH1-CZ-NH2	-5.24	113.64	119.40
1	gb	175	GLU	OE1-CD-OE2	-5.23	117.02	123.30
1	gV	7	GLN	C-N-CA	5.23	133.29	122.30
1	hH	152	ASP	CB-CG-OD2	-5.23	113.59	118.30
1	ia	105	ALA	N-CA-CB	-5.23	102.77	110.10
1	kA	80	TRP	CB-CG-CD1	-5.23	120.20	127.00
1	kK	229	ARG	NE-CZ-NH2	-5.23	117.68	120.30
1	kT	166	ASP	CB-CA-C	5.23	120.87	110.40
1	kV	55	MET	CG-SD-CE	-5.23	91.83	100.20
1	ls	205	LEU	CB-CG-CD2	5.23	119.90	111.00
1	2k	208	ALA	CB-CA-C	5.23	117.95	110.10
1	2L	154	ARG	CG-CD-NE	-5.23	100.81	111.80
1	4M	23	TRP	CE2-CD2-CG	-5.23	103.11	107.30
1	68	164	TYR	CB-CG-CD2	-5.23	117.86	121.00
1	75	207	PRO	N-CA-CB	5.23	109.58	103.30
1	7E	169	TYR	CG-CD2-CE2	-5.23	117.11	121.30
1	82	130	TYR	CZ-CE2-CD2	5.23	124.51	119.80
1	8L	164	TYR	CG-CD2-CE2	5.23	125.49	121.30
1	8Z	173	ARG	NE-CZ-NH1	5.23	122.92	120.30
1	9b	68	MET	CG-SD-CE	-5.23	91.83	100.20
1	9i	166	ASP	CB-CG-OD2	5.23	123.01	118.30
1	aQ	51	ASP	O-C-N	-5.23	114.33	122.70
1	aV	68	MET	CG-SD-CE	-5.23	91.83	100.20
1	by	178	SER	O-C-N	-5.23	114.33	122.70
1	bJ	137	GLY	O-C-N	-5.23	114.33	122.70
1	bR	111	LEU	CB-CG-CD2	-5.23	102.10	111.00
1	cD	32	PHE	CB-CG-CD1	-5.23	117.14	120.80
1	cH	164	TYR	CB-CG-CD1	-5.23	117.86	121.00
1	cN	59	VAL	CG1-CB-CG2	5.23	119.28	110.90
1	dh	59	VAL	CA-CB-CG2	-5.23	103.05	110.90
1	lp	215	MET	CG-SD-CE	5.23	108.57	100.20
1	eI	133	TRP	CD1-CG-CD2	-5.23	102.11	106.30
1	fk	71	GLU	N-CA-C	5.23	125.13	111.00
1	fK	229	ARG	NE-CZ-NH2	-5.23	117.68	120.30

Continued on next page...

Continued from previous page...

Mol	Chain	Res	Type	Atoms	Z	Observed(°)	Ideal(°)
1	g0	23	TRP	CB-CG-CD1	-5.23	120.20	127.00
1	h	196	PRO	N-CA-C	5.23	125.71	112.10
1	V	179	GLN	O-C-N	-5.23	114.33	122.70
1	gd	105	ALA	O-C-N	-5.23	114.30	123.20
1	hn	100	ARG	NE-CZ-NH2	-5.23	117.68	120.30
1	hz	168	PHE	CB-CG-CD2	-5.23	117.14	120.80
1	hD	177	ALA	N-CA-CB	-5.23	102.77	110.10
1	il	52	LEU	CB-CG-CD2	5.23	119.89	111.00
1	ix	132	ARG	NE-CZ-NH2	-5.23	117.68	120.30
1	jb	167	ARG	O-C-N	-5.23	114.33	122.70
1	jz	87	HIS	CA-CB-CG	5.23	122.49	113.60
1	jG	148	THR	CA-CB-CG2	-5.23	105.08	112.40
1	jR	169	TYR	CA-CB-CG	-5.23	103.46	113.40
1	jZ	218	CYS	N-CA-CB	5.23	120.02	110.60
1	k8	77	ALA	CB-CA-C	-5.23	102.25	110.10
1	ll	139	ASN	O-C-N	-5.23	114.33	122.70
1	2g	167	ARG	NH1-CZ-NH2	-5.23	113.64	119.40
1	2l	55	MET	CG-SD-CE	-5.23	91.83	100.20
1	2v	148	THR	OG1-CB-CG2	-5.23	97.96	110.00
1	2v	190	LEU	CB-CG-CD2	5.23	119.90	111.00
1	2x	4	GLN	N-CA-CB	5.23	120.02	110.60
1	2x	154	ARG	NH1-CZ-NH2	5.23	125.16	119.40
1	2G	154	ARG	NE-CZ-NH2	-5.23	117.68	120.30
1	36	199	LYS	CB-CA-C	-5.23	99.94	110.40
1	3c	130	TYR	CG-CD1-CE1	-5.23	117.11	121.30
1	3q	148	THR	N-CA-CB	5.23	120.24	110.30
1	3x	203	LYS	O-C-N	5.23	131.07	122.70
1	3P	22	ALA	CB-CA-C	5.23	117.95	110.10
1	4l	14	ALA	C-N-CA	5.23	134.78	121.70
1	44	2	ILE	CB-CA-C	-5.23	101.14	111.60
1	46	132	ARG	NE-CZ-NH2	5.23	122.92	120.30
1	4D	77	ALA	O-C-N	-5.23	114.33	122.70
1	5a	160	PRO	CA-N-CD	5.23	119.03	111.70
1	5a	184	TRP	O-C-N	-5.23	114.33	122.70
1	5h	39	MET	CG-SD-CE	-5.23	91.83	100.20
1	5C	132	ARG	NE-CZ-NH2	-5.23	117.68	120.30
1	6z	215	MET	N-CA-CB	5.23	120.02	110.60
1	79	130	TYR	CB-CG-CD1	-5.23	117.86	121.00
1	7r	162	ARG	CG-CD-NE	-5.23	100.81	111.80
1	7z	161	PHE	CB-CG-CD1	5.23	124.46	120.80
1	86	168	PHE	CB-CG-CD2	-5.23	117.14	120.80
1	8i	145	TYR	CZ-CE2-CD2	5.23	124.51	119.80

Continued on next page...

Continued from previous page...

Mol	Chain	Res	Type	Atoms	Z	Observed(°)	Ideal(°)
1	8y	80	TRP	CH2-CZ2-CE2	-5.23	112.17	117.40
1	93	22	ALA	N-CA-CB	-5.23	102.78	110.10
1	97	117	TRP	CE3-CZ3-CH2	-5.23	115.44	121.20
1	9c	45	GLU	OE1-CD-OE2	-5.23	117.02	123.30
1	ac	31	ALA	CB-CA-C	5.23	117.95	110.10
1	aZ	24	VAL	CG1-CB-CG2	-5.23	102.53	110.90
1	b3	4	GLN	CB-CA-C	5.23	120.86	110.40
1	b7	167	ARG	CD-NE-CZ	5.23	130.93	123.60
1	bU	229	ARG	NE-CZ-NH2	-5.23	117.68	120.30
1	cd	118	MET	CB-CG-SD	5.23	128.10	112.40
1	cX	62	HIS	C-N-CA	5.23	134.78	121.70
1	do	80	TRP	CH2-CZ2-CE2	-5.23	112.17	117.40
1	dp	68	MET	CA-CB-CG	5.23	122.19	113.30
1	dD	188	THR	O-C-N	-5.23	114.33	122.70
1	eq	65	ALA	N-CA-CB	-5.23	102.77	110.10
1	eE	133	TRP	CG-CD1-NE1	5.23	115.33	110.10
1	eG	145	TYR	CA-CB-CG	-5.23	103.46	113.40
1	f8	169	TYR	CG-CD1-CE1	5.23	125.49	121.30
1	fo	130	TYR	N-CA-CB	-5.23	101.18	110.60
1	fL	154	ARG	N-CA-C	5.23	125.13	111.00
1	fZ	45	GLU	C-N-CA	5.23	133.29	122.30
1	b	152	ASP	CB-CA-C	5.23	120.86	110.40
1	l	117	TRP	CH2-CZ2-CE2	-5.23	112.17	117.40
1	u	64	ALA	N-CA-CB	5.23	117.43	110.10
1	K	23	TRP	CB-CG-CD1	5.23	133.80	127.00
1	T	27	VAL	CA-CB-CG2	-5.23	103.05	110.90
1	gj	198	CYS	O-C-N	-5.23	114.33	122.70
1	gl	38	PRO	N-CA-CB	5.23	109.58	103.30
1	gm	143	ARG	NH1-CZ-NH2	-5.23	113.65	119.40
1	go	144	MET	CG-SD-CE	-5.23	91.83	100.20
1	gu	167	ARG	NE-CZ-NH2	-5.23	117.69	120.30
1	gQ	40	PHE	CB-CG-CD2	5.23	124.46	120.80
1	hv	169	TYR	CG-CD2-CE2	5.23	125.48	121.30
1	lL	163	ASP	CB-CG-OD2	5.23	123.01	118.30
1	hP	185	MET	CG-SD-CE	-5.23	91.83	100.20
1	hW	168	PHE	CB-CG-CD2	-5.23	117.14	120.80
1	id	228	ALA	O-C-N	-5.23	114.33	122.70
1	iS	212	GLU	CG-CD-OE1	5.23	128.76	118.30
1	jj	120	HIS	CA-CB-CG	5.23	122.49	113.60
1	lY	29	GLU	OE1-CD-OE2	-5.23	117.02	123.30
1	jT	143	ARG	CG-CD-NE	-5.23	100.82	111.80
1	kx	231	LEU	CB-CG-CD1	5.23	119.89	111.00

Continued on next page...

Continued from previous page...

Mol	Chain	Res	Type	Atoms	Z	Observed(°)	Ideal(°)
1	kz	218	CYS	N-CA-CB	5.23	120.01	110.60
1	kU	184	TRP	NE1-CE2-CD2	-5.23	102.07	107.30
1	3k	96	MET	CG-SD-CE	-5.23	91.83	100.20
1	3o	190	LEU	CB-CG-CD1	-5.23	102.11	111.00
1	3I	161	PHE	CG-CD1-CE1	5.23	126.55	120.80
1	3Y	22	ALA	O-C-N	-5.23	114.33	122.70
1	4p	168	PHE	CB-CG-CD1	-5.23	117.14	120.80
1	4E	126	VAL	CA-CB-CG1	-5.23	103.05	110.90
1	5A	120	HIS	CA-CB-CG	5.23	122.49	113.60
1	5G	169	TYR	CB-CG-CD2	5.23	124.14	121.00
1	5K	43	LEU	CA-C-O	5.23	131.08	120.10
1	66	194	ALA	CB-CA-C	5.23	117.95	110.10
1	6a	145	TYR	CD1-CE1-CZ	5.23	124.51	119.80
1	6a	195	ASN	O-C-N	-5.23	111.16	121.10
1	6n	212	GLU	N-CA-CB	5.23	120.01	110.60
1	7A	163	ASP	CB-CG-OD2	5.23	123.01	118.30
1	7H	97	ARG	NH1-CZ-NH2	-5.23	113.65	119.40
1	7N	184	TRP	O-C-N	-5.23	114.33	122.70
1	8U	83	LEU	CB-CG-CD1	-5.23	102.11	111.00
1	9G	136	LEU	O-C-N	-5.23	114.31	123.20
1	9S	32	PHE	CB-CG-CD1	5.23	124.46	120.80
1	Z	81	ASP	CB-CG-OD1	5.23	123.01	118.30
1	aa	133	TRP	CD1-NE1-CE2	5.23	113.71	109.00
1	at	48	THR	CA-CB-OG1	5.23	119.99	109.00
1	aw	132	ARG	NH1-CZ-NH2	5.23	125.16	119.40
1	aB	37	ILE	CB-CA-C	5.23	122.06	111.60
1	aG	186	THR	N-CA-CB	5.23	120.24	110.30
1	aH	178	SER	O-C-N	-5.23	114.33	122.70
1	aS	67	GLN	O-C-N	-5.23	114.33	122.70
1	bk	115	ILE	O-C-N	-5.23	114.31	123.20
1	18	148	THR	CA-CB-CG2	-5.23	105.08	112.40
1	by	171	THR	O-C-N	-5.23	114.33	122.70
1	c3	174	ALA	N-CA-CB	-5.23	102.78	110.10
1	cL	185	MET	CG-SD-CE	-5.23	91.83	100.20
1	lj	231	LEU	CB-CG-CD2	5.23	119.89	111.00
1	dg	187	GLU	OE1-CD-OE2	5.23	129.58	123.30
1	dN	152	ASP	CB-CG-OD2	-5.23	113.59	118.30
1	dW	121	ASN	N-CA-CB	-5.23	101.18	110.60
1	ec	154	ARG	NE-CZ-NH2	5.23	122.92	120.30
1	eo	82	ARG	NE-CZ-NH2	5.23	122.92	120.30
1	eS	194	ALA	CB-CA-C	5.23	117.95	110.10
1	fg	196	PRO	N-CD-CG	5.23	111.05	103.20

Continued on next page...

Continued from previous page...

Mol	Chain	Res	Type	Atoms	Z	Observed(°)	Ideal(°)
1	fI	205	LEU	N-CA-CB	5.23	120.86	110.40
1	fE	31	ALA	N-CA-CB	5.23	117.42	110.10
1	fJ	111	LEU	CB-CG-CD2	-5.23	102.11	111.00
1	fU	82	ARG	NH1-CZ-NH2	-5.23	113.65	119.40
1	g3	97	ARG	NE-CZ-NH2	5.23	122.92	120.30
1	H	10	MET	CG-SD-CE	-5.23	91.83	100.20
1	L	90	PRO	N-CA-CB	5.23	109.58	103.30
1	1E	160	PRO	N-CA-CB	5.23	109.58	103.30
1	gI	169	TYR	CD1-CE1-CZ	-5.23	115.09	119.80
1	hp	173	ARG	CG-CD-NE	-5.23	100.82	111.80
1	hH	44	SER	N-CA-CB	5.23	118.34	110.50
1	1S	62	HIS	CB-CA-C	5.23	120.86	110.40
1	kt	140	LYS	N-CA-CB	5.23	120.01	110.60
1	2T	56	LEU	CB-CG-CD1	5.23	119.89	111.00
1	36	162	ARG	CG-CD-NE	-5.23	100.82	111.80
1	3m	167	ARG	NE-CZ-NH1	5.23	122.92	120.30
1	3A	10	MET	CG-SD-CE	-5.23	91.83	100.20
1	4M	229	ARG	NH1-CZ-NH2	-5.23	113.65	119.40
1	52	44	SER	O-C-N	-5.23	114.33	122.70
1	5C	128	GLU	OE1-CD-OE2	-5.23	117.03	123.30
1	6b	117	TRP	CD1-NE1-CE2	5.23	113.71	109.00
1	6z	184	TRP	CB-CG-CD1	5.23	133.80	127.00
1	6W	216	THR	CA-CB-CG2	-5.23	105.08	112.40
1	7I	167	ARG	NH1-CZ-NH2	-5.23	113.65	119.40
1	a7	215	MET	CG-SD-CE	-5.23	91.83	100.20
1	aa	217	ALA	N-CA-CB	-5.23	102.78	110.10
1	df	217	ALA	CB-CA-C	5.23	117.94	110.10
1	dz	18	ARG	NH1-CZ-NH2	-5.23	113.65	119.40
1	dF	41	SER	CA-C-N	5.23	128.71	117.20
1	dJ	117	TRP	CB-CG-CD2	-5.23	119.80	126.60
1	dX	64	ALA	CB-CA-C	-5.23	102.26	110.10
1	eG	162	ARG	NH1-CZ-NH2	-5.23	113.65	119.40
1	eT	184	TRP	CA-CB-CG	5.23	123.64	113.70
1	fs	215	MET	CG-SD-CE	-5.23	91.83	100.20
1	I	145	TYR	CB-CG-CD1	5.23	124.14	121.00
1	gv	59	VAL	CA-CB-CG1	-5.23	103.06	110.90
1	gB	188	THR	CA-CB-OG1	5.23	119.98	109.00
1	h1	22	ALA	CB-CA-C	-5.23	102.26	110.10
1	hd	152	ASP	N-CA-CB	-5.23	101.19	110.60
1	hw	55	MET	O-C-N	-5.23	114.34	122.70
1	hC	48	THR	CA-CB-CG2	-5.23	105.08	112.40
1	hS	166	ASP	CB-CA-C	5.23	120.86	110.40

Continued on next page...

Continued from previous page...

Mol	Chain	Res	Type	Atoms	Z	Observed(°)	Ideal(°)
1	i4	184	TRP	CB-CG-CD1	-5.23	120.20	127.00
1	iF	117	TRP	CE2-CD2-CG	5.23	111.48	107.30
1	iT	158	LYS	N-CA-CB	-5.23	101.19	110.60
1	1V	52	LEU	CB-CG-CD2	-5.23	102.11	111.00
1	jm	166	ASP	CB-CG-OD1	5.23	123.00	118.30
1	jr	83	LEU	O-C-N	-5.23	114.33	122.70
1	jt	153	ILE	CB-CA-C	5.23	122.05	111.60
1	jB	216	THR	CA-CB-OG1	5.23	119.98	109.00
1	jG	228	ALA	N-CA-C	5.23	125.12	111.00
1	jQ	38	PRO	N-CA-CB	5.23	109.57	103.30
1	jS	161	PHE	CB-CG-CD2	5.23	124.46	120.80
1	ko	140	LYS	N-CA-CB	5.23	120.01	110.60
1	kx	14	ALA	O-C-N	-5.23	114.34	122.70
1	kA	134	ILE	O-C-N	-5.23	114.34	122.70
1	kK	197	ASP	CB-CG-OD2	5.23	123.00	118.30
1	kP	7	GLN	CG-CD-OE1	-5.23	111.14	121.60
1	lv	188	THR	N-CA-CB	5.23	120.23	110.30
1	lA	117	TRP	CE2-CD2-CG	-5.23	103.12	107.30
1	2c	184	TRP	CB-CG-CD1	-5.23	120.20	127.00
1	2d	100	ARG	NE-CZ-NH1	5.23	122.91	120.30
1	2I	164	TYR	CB-CG-CD2	-5.23	117.86	121.00
1	2V	100	ARG	NE-CZ-NH1	5.23	122.91	120.30
1	3l	23	TRP	CH2-CZ2-CE2	5.23	122.63	117.40
1	3P	79	GLU	N-CA-CB	5.23	120.01	110.60
1	4l	26	VAL	CG1-CB-CG2	-5.23	102.54	110.90
1	4q	33	SER	CA-C-N	5.23	131.74	117.10
1	4K	134	ILE	O-C-N	-5.23	114.34	122.70
1	54	10	MET	N-CA-C	5.23	125.11	111.00
1	5D	130	TYR	CB-CG-CD2	5.23	124.14	121.00
1	5E	117	TRP	CB-CG-CD2	-5.23	119.80	126.60
1	6D	168	PHE	CB-CG-CD1	-5.23	117.14	120.80
1	7i	1	PRO	N-CA-CB	-5.23	96.85	102.60
1	7r	173	ARG	NE-CZ-NH2	-5.23	117.69	120.30
1	7H	173	ARG	CD-NE-CZ	5.23	130.92	123.60
1	7P	119	THR	O-C-N	5.23	131.06	122.70
1	83	115	ILE	O-C-N	-5.23	114.31	123.20
1	8e	103	ASP	CB-CG-OD1	5.23	123.00	118.30
1	8e	184	TRP	CH2-CZ2-CE2	5.23	122.63	117.40
1	8t	69	LEU	O-C-N	-5.23	114.33	122.70
1	9T	161	PHE	CA-CB-CG	5.23	126.44	113.90
1	aI	108	THR	CA-CB-CG2	-5.23	105.08	112.40
1	b9	82	ARG	NE-CZ-NH1	5.23	122.91	120.30

Continued on next page...

Continued from previous page...

Mol	Chain	Res	Type	Atoms	Z	Observed(°)	Ideal(°)
1	bf	144	MET	N-CA-CB	-5.23	101.19	110.60
1	bm	168	PHE	N-CA-CB	-5.23	101.19	110.60
1	br	109	SER	N-CA-CB	5.23	118.34	110.50
1	bK	42	ALA	N-CA-CB	5.23	117.42	110.10
1	cc	133	TRP	CB-CG-CD1	-5.23	120.20	127.00
1	ck	100	ARG	NE-CZ-NH1	5.23	122.91	120.30
1	cm	133	TRP	CB-CG-CD2	-5.23	119.80	126.60
1	cH	130	TYR	CZ-CE2-CD2	5.23	124.50	119.80
1	cM	23	TRP	O-C-N	-5.23	114.34	122.70
1	lh	34	PRO	N-CD-CG	-5.23	95.36	103.20
1	d1	154	ARG	NH1-CZ-NH2	-5.23	113.65	119.40
1	d7	18	ARG	NH1-CZ-NH2	-5.23	113.65	119.40
1	dl	162	ARG	NE-CZ-NH1	5.23	122.91	120.30
1	dE	229	ARG	CD-NE-CZ	5.23	130.92	123.60
1	dZ	82	ARG	NE-CZ-NH2	-5.23	117.69	120.30
1	e7	118	MET	CG-SD-CE	-5.23	91.84	100.20
1	eh	186	THR	N-CA-CB	5.23	120.23	110.30
1	fh	175	GLU	OE1-CD-OE2	-5.23	117.03	123.30
1	fv	80	TRP	NE1-CE2-CZ2	5.23	136.15	130.40
1	fz	86	VAL	CG1-CB-CG2	-5.23	102.54	110.90
1	fA	187	GLU	O-C-N	-5.23	114.34	122.70
1	fP	148	THR	N-CA-CB	5.23	120.23	110.30
1	gh	140	LYS	CB-CA-C	-5.23	99.95	110.40
1	1E	91	ILE	CA-CB-CG1	5.23	120.93	111.00
1	he	83	LEU	CA-CB-CG	5.23	127.32	115.30
1	hx	32	PHE	O-C-N	-5.23	114.34	122.70
1	hW	145	TYR	CG-CD2-CE2	5.23	125.48	121.30
1	iJ	213	GLU	OE1-CD-OE2	-5.23	117.03	123.30
1	jd	186	THR	OG1-CB-CG2	-5.23	97.98	110.00
1	jx	184	TRP	CH2-CZ2-CE2	5.23	122.63	117.40
1	jL	59	VAL	CA-CB-CG1	5.23	118.74	110.90
1	3p	130	TYR	O-C-N	-5.23	114.34	122.70
1	3P	165	VAL	CG1-CB-CG2	-5.23	102.54	110.90
1	3Q	19	THR	CA-CB-CG2	5.23	119.72	112.40
1	46	99	PRO	N-CA-C	5.23	125.69	112.10
1	51	179	GLN	O-C-N	-5.23	114.34	122.70
1	5h	59	VAL	CA-CB-CG1	-5.23	103.06	110.90
1	6k	109	SER	CB-CA-C	5.23	120.03	110.10
1	6L	145	TYR	CG-CD1-CE1	-5.23	117.12	121.30
1	6P	64	ALA	CB-CA-C	5.23	117.94	110.10
1	6X	215	MET	CG-SD-CE	-5.23	91.84	100.20
1	7X	145	TYR	CB-CG-CD2	5.23	124.14	121.00

Continued on next page...

Continued from previous page...

Mol	Chain	Res	Type	Atoms	Z	Observed(°)	Ideal(°)
1	7Z	18	ARG	CG-CD-NE	-5.23	100.83	111.80
1	8Y	197	ASP	CB-CG-OD1	5.23	123.00	118.30
1	9a	11	VAL	CA-CB-CG2	5.23	118.74	110.90
1	9e	40	PHE	CB-CG-CD1	-5.23	117.14	120.80
1	9i	80	TRP	CG-CD2-CE3	-5.23	129.20	133.90
1	9W	209	ALA	CB-CA-C	-5.23	102.26	110.10
1	af	133	TRP	CB-CG-CD2	5.23	133.39	126.60
1	bF	169	TYR	CB-CG-CD1	5.23	124.14	121.00
1	1a	165	VAL	CA-CB-CG1	5.23	118.74	110.90
1	c0	180	GLU	CB-CA-C	-5.23	99.95	110.40
1	cu	159	GLU	OE1-CD-OE2	-5.23	117.03	123.30
1	cG	26	VAL	CB-CA-C	-5.23	101.47	111.40
1	de	196	PRO	N-CA-CB	5.23	109.57	103.30
1	dZ	3	VAL	O-C-N	-5.23	114.34	122.70
1	e2	186	THR	CA-CB-CG2	-5.23	105.08	112.40
1	e7	179	GLN	CG-CD-OE1	5.23	132.05	121.60
1	em	3	VAL	CA-CB-CG1	-5.23	103.06	110.90
1	fs	100	ARG	CG-CD-NE	-5.23	100.83	111.80
1	U	224	PRO	C-N-CA	5.23	133.28	122.30
1	8	80	TRP	CD1-NE1-CE2	5.23	113.70	109.00
1	gu	8	GLY	C-N-CA	5.22	134.76	121.70
1	gH	32	PHE	CB-CG-CD2	5.22	124.46	120.80
1	1F	230	VAL	CA-C-O	5.22	131.07	120.10
1	hj	118	MET	CG-SD-CE	-5.22	91.84	100.20
1	hq	169	TYR	CG-CD2-CE2	5.22	125.48	121.30
1	hy	166	ASP	CB-CG-OD1	5.22	123.00	118.30
1	hI	201	ILE	CA-CB-CG1	5.22	120.93	111.00
1	hQ	36	VAL	CA-CB-CG2	5.22	118.74	110.90
1	i2	107	THR	CA-CB-OG1	5.22	119.97	109.00
1	ia	100	ARG	CG-CD-NE	-5.22	100.83	111.80
1	iu	163	ASP	CB-CG-OD2	5.22	123.00	118.30
1	1R	86	VAL	CA-CB-CG1	-5.22	103.06	110.90
1	iV	133	TRP	CD1-CG-CD2	5.22	110.48	106.30
1	j7	118	MET	CG-SD-CE	-5.22	91.84	100.20
1	1U	229	ARG	CD-NE-CZ	5.22	130.91	123.60
1	jf	189	LEU	CB-CG-CD2	-5.22	102.12	111.00
1	jj	145	TYR	CB-CG-CD2	5.22	124.14	121.00
1	jp	33	SER	N-CA-CB	5.22	118.34	110.50
1	1X	154	ARG	NE-CZ-NH1	5.22	122.91	120.30
1	kt	40	PHE	CB-CG-CD2	-5.22	117.14	120.80
1	kv	133	TRP	CE3-CZ3-CH2	5.22	126.95	121.20
1	kH	80	TRP	CD1-CG-CD2	5.22	110.48	106.30

Continued on next page...

Continued from previous page...

Mol	Chain	Res	Type	Atoms	Z	Observed(°)	Ideal(°)
1	2h	99	PRO	CA-N-CD	5.22	119.02	111.70
1	2w	105	ALA	N-CA-CB	-5.22	102.79	110.10
1	2E	184	TRP	CD1-NE1-CE2	-5.22	104.30	109.00
1	2H	133	TRP	CB-CG-CD2	-5.22	119.81	126.60
1	38	23	TRP	CB-CG-CD2	5.22	133.39	126.60
1	3G	24	VAL	CG1-CB-CG2	-5.22	102.54	110.90
1	3M	25	LYS	CB-CG-CD	5.22	125.18	111.60
1	46	112	GLN	CA-CB-CG	5.22	124.89	113.40
1	4C	8	GLY	O-C-N	-5.22	114.34	122.70
1	4I	173	ARG	NH1-CZ-NH2	-5.22	113.65	119.40
1	5I	173	ARG	NE-CZ-NH1	5.22	122.91	120.30
1	5y	106	GLY	C-N-CA	5.22	134.76	121.70
1	6m	228	ALA	CB-CA-C	5.22	117.94	110.10
1	6D	45	GLU	OE1-CD-OE2	-5.22	117.03	123.30
1	7I	182	LYS	N-CA-CB	-5.22	101.20	110.60
1	75	55	MET	CG-SD-CE	5.22	108.56	100.20
1	7s	176	GLN	CB-CA-C	-5.22	99.95	110.40
1	7T	11	VAL	CA-CB-CG2	-5.22	103.06	110.90
1	8d	147	PRO	N-CD-CG	5.22	111.04	103.20
1	8t	164	TYR	CB-CG-CD2	-5.22	117.87	121.00
1	8x	119	THR	CA-CB-CG2	-5.22	105.09	112.40
1	8A	212	GLU	OE1-CD-OE2	-5.22	117.03	123.30
1	8H	92	GLU	N-CA-CB	-5.22	101.19	110.60
1	8S	145	TYR	CG-CD2-CE2	-5.22	117.12	121.30
1	8V	164	TYR	CG-CD1-CE1	-5.22	117.12	121.30
1	9W	145	TYR	CB-CG-CD2	-5.22	117.86	121.00
1	a8	211	LEU	O-C-N	-5.22	114.34	122.70
1	ah	32	PHE	CB-CG-CD1	-5.22	117.14	120.80
1	l2	7	GLN	O-C-N	-5.22	114.32	123.20
1	aD	130	TYR	CG-CD1-CE1	-5.22	117.12	121.30
1	bY	149	SER	N-CA-CB	5.22	118.34	110.50
1	cf	166	ASP	CB-CG-OD1	5.22	123.00	118.30
1	cx	35	GLU	O-C-N	-5.22	114.34	122.70
1	cx	133	TRP	CE3-CZ3-CH2	-5.22	115.45	121.20
1	lf	96	MET	CG-SD-CE	-5.22	91.84	100.20
1	cS	207	PRO	N-CD-CG	5.22	111.04	103.20
1	d0	117	TRP	CD1-CG-CD2	-5.22	102.12	106.30
1	df	167	ARG	NE-CZ-NH2	-5.22	117.69	120.30
1	dn	44	SER	O-C-N	-5.22	114.34	122.70
1	eg	190	LEU	N-CA-CB	5.22	120.85	110.40
1	ek	213	GLU	OE1-CD-OE2	-5.22	117.03	123.30
1	er	117	TRP	CB-CG-CD1	5.22	133.79	127.00

Continued on next page...

Continued from previous page...

Mol	Chain	Res	Type	Atoms	Z	Observed(°)	Ideal(°)
1	ew	114	GLN	O-C-N	-5.22	114.34	122.70
1	f1	229	ARG	NH1-CZ-NH2	-5.22	113.65	119.40
1	f5	31	ALA	CB-CA-C	-5.22	102.26	110.10
1	f5	211	LEU	CB-CG-CD1	5.22	119.88	111.00
1	fG	169	TYR	CG-CD1-CE1	-5.22	117.12	121.30
1	m	56	LEU	N-CA-CB	5.22	120.85	110.40
1	q	162	ARG	NE-CZ-NH1	5.22	122.91	120.30
1	3	125	PRO	N-CD-CG	5.22	111.04	103.20
1	gC	171	THR	CA-C-O	5.22	131.07	120.10
1	gW	29	GLU	O-C-N	-5.22	114.34	122.70
1	hu	169	TYR	CB-CG-CD1	5.22	124.13	121.00
1	hw	47	ALA	CB-CA-C	-5.22	102.27	110.10
1	hO	191	VAL	O-C-N	-5.22	114.34	122.70
1	i5	23	TRP	CB-CG-CD2	5.22	133.39	126.60
1	iK	65	ALA	CA-C-O	5.22	131.07	120.10
1	iU	12	HIS	O-C-N	-5.22	114.34	122.70
1	jV	40	PHE	CD1-CG-CD2	5.22	125.09	118.30
1	k0	56	LEU	CB-CG-CD1	5.22	119.88	111.00
1	kJ	167	ARG	NE-CZ-NH2	5.22	122.91	120.30
1	l2	105	ALA	CB-CA-C	5.22	117.93	110.10
1	35	80	TRP	CD1-CG-CD2	5.22	110.48	106.30
1	39	149	SER	CB-CA-C	5.22	120.02	110.10
1	3o	169	TYR	CB-CG-CD2	5.22	124.13	121.00
1	3r	148	THR	CA-C-O	5.22	131.07	120.10
1	3y	170	LYS	CB-CA-C	-5.22	99.96	110.40
1	4t	142	VAL	CG1-CB-CG2	-5.22	102.54	110.90
1	4H	170	LYS	O-C-N	-5.22	114.34	122.70
1	54	105	ALA	CB-CA-C	-5.22	102.27	110.10
1	5g	87	HIS	N-CA-CB	-5.22	101.20	110.60
1	5q	187	GLU	OE1-CD-OE2	-5.22	117.03	123.30
1	5C	216	THR	CA-CB-CG2	-5.22	105.09	112.40
1	6L	18	ARG	NE-CZ-NH2	-5.22	117.69	120.30
1	71	173	ARG	NH1-CZ-NH2	-5.22	113.66	119.40
1	7x	184	TRP	CD1-CG-CD2	5.22	110.48	106.30
1	7V	115	ILE	CA-CB-CG2	-5.22	100.45	110.90
1	8G	169	TYR	CG-CD2-CE2	-5.22	117.12	121.30
1	8N	131	LYS	O-C-N	-5.22	114.34	122.70
1	8X	174	ALA	N-CA-CB	-5.22	102.79	110.10
1	96	133	TRP	CB-CG-CD2	-5.22	119.81	126.60
1	9o	29	GLU	O-C-N	-5.22	114.34	122.70
1	9o	100	ARG	NE-CZ-NH2	5.22	122.91	120.30
1	9X	110	THR	N-CA-CB	5.22	120.22	110.30

Continued on next page...

Continued from previous page...

Mol	Chain	Res	Type	Atoms	Z	Observed(°)	Ideal(°)
1	a1	161	PHE	CB-CA-C	5.22	120.85	110.40
1	aj	23	TRP	CB-CG-CD2	5.22	133.39	126.60
1	aw	110	THR	CA-CB-OG1	5.22	119.97	109.00
1	ay	223	GLY	CA-C-O	5.22	130.00	120.60
1	aO	54	THR	OG1-CB-CG2	-5.22	97.99	110.00
1	bp	158	LYS	CD-CE-NZ	-5.22	99.69	111.70
1	bt	217	ALA	O-C-N	-5.22	114.34	122.70
1	bB	173	ARG	NE-CZ-NH1	5.22	122.91	120.30
1	bS	154	ARG	CA-CB-CG	5.22	124.89	113.40
1	c3	36	VAL	CA-CB-CG2	5.22	118.73	110.90
1	1c	221	VAL	N-CA-C	5.22	125.10	111.00
1	cl	40	PHE	CB-CG-CD2	5.22	124.46	120.80
1	1f	115	ILE	O-C-N	-5.22	114.32	123.20
1	cF	145	TYR	CD1-CE1-CZ	5.22	124.50	119.80
1	ds	107	THR	CA-CB-OG1	5.22	119.97	109.00
1	dO	226	HIS	CB-CA-C	5.22	120.84	110.40
1	eh	130	TYR	CB-CG-CD1	-5.22	117.87	121.00
1	f1	19	THR	CA-CB-CG2	-5.22	105.09	112.40
1	fb	130	TYR	CB-CG-CD1	5.22	124.13	121.00
1	1z	75	GLU	OE1-CD-OE2	-5.22	117.03	123.30
1	fR	145	TYR	CG-CD1-CE1	-5.22	117.12	121.30
1	u	95	GLN	N-CA-CB	-5.22	101.20	110.60
1	D	166	ASP	CB-CG-OD1	5.22	123.00	118.30
1	3	175	GLU	OE1-CD-OE2	-5.22	117.03	123.30
1	gj	166	ASP	CB-CG-OD1	5.22	123.00	118.30
1	gq	218	CYS	O-C-N	-5.22	114.35	122.70
1	gx	169	TYR	CB-CG-CD2	-5.22	117.87	121.00
1	gL	220	GLY	C-N-CA	5.22	134.75	121.70
1	iz	143	ARG	CG-CD-NE	-5.22	100.84	111.80
1	jr	34	PRO	N-CD-CG	5.22	111.03	103.20
1	jI	162	ARG	NH1-CZ-NH2	5.22	125.14	119.40
1	jZ	31	ALA	CB-CA-C	-5.22	102.27	110.10
1	kp	154	ARG	NE-CZ-NH1	-5.22	117.69	120.30
1	kE	167	ARG	CD-NE-CZ	5.22	130.91	123.60
1	2z	18	ARG	NH1-CZ-NH2	-5.22	113.66	119.40
1	3i	169	TYR	CD1-CG-CD2	5.22	123.64	117.90
1	3w	6	LEU	CB-CG-CD1	-5.22	102.12	111.00
1	3G	132	ARG	NE-CZ-NH1	5.22	122.91	120.30
1	5W	186	THR	CA-CB-CG2	-5.22	105.09	112.40
1	62	91	ILE	CA-CB-CG1	-5.22	101.08	111.00
1	6G	51	ASP	O-C-N	-5.22	114.35	122.70
1	7e	175	GLU	CA-CB-CG	5.22	124.89	113.40

Continued on next page...

Continued from previous page...

Mol	Chain	Res	Type	Atoms	Z	Observed(°)	Ideal(°)
1	7q	58	THR	O-C-N	-5.22	114.35	122.70
1	7Z	140	LYS	N-CA-CB	5.22	120.00	110.60
1	8q	83	LEU	CA-C-O	5.22	131.06	120.10
1	8C	10	MET	CG-SD-CE	-5.22	91.85	100.20
1	8W	150	ILE	CA-CB-CG1	5.22	120.92	111.00
1	9o	104	ILE	CA-CB-CG1	-5.22	101.08	111.00
1	av	103	ASP	CB-CG-OD1	5.22	123.00	118.30
1	bu	231	LEU	CB-CG-CD2	-5.22	102.12	111.00
1	1b	165	VAL	CG1-CB-CG2	-5.22	102.55	110.90
1	c0	61	GLY	O-C-N	-5.22	114.35	122.70
1	ca	6	LEU	CB-CG-CD2	5.22	119.88	111.00
1	cg	214	MET	CG-SD-CE	-5.22	91.85	100.20
1	dA	121	ASN	CB-CA-C	5.22	120.84	110.40
1	dA	203	LYS	CB-CG-CD	5.22	125.17	111.60
1	ea	58	THR	CA-CB-CG2	-5.22	105.09	112.40
1	ee	48	THR	CA-CB-CG2	-5.22	105.09	112.40
1	f3	81	ASP	CB-CG-OD1	5.22	123.00	118.30
1	fk	88	ALA	N-CA-CB	-5.22	102.79	110.10
1	fV	81	ASP	CB-CG-OD2	5.22	123.00	118.30
1	B	40	PHE	CB-CG-CD2	5.22	124.45	120.80
1	J	163	ASP	CB-CG-OD1	-5.22	113.60	118.30
1	P	142	VAL	CA-CB-CG2	-5.22	103.07	110.90
1	gb	144	MET	CA-CB-CG	5.22	122.17	113.30
1	ge	97	ARG	CD-NE-CZ	5.22	130.91	123.60
1	gj	103	ASP	CA-CB-CG	-5.22	101.92	113.40
1	gM	185	MET	O-C-N	-5.22	114.35	122.70
1	ha	165	VAL	CA-CB-CG2	-5.22	103.07	110.90
1	hj	197	ASP	CB-CG-OD2	-5.22	113.60	118.30
1	hK	23	TRP	CB-CG-CD2	-5.22	119.81	126.60
1	hL	203	LYS	O-C-N	-5.22	114.35	122.70
1	hM	169	TYR	CB-CG-CD1	5.22	124.13	121.00
1	hS	144	MET	CA-CB-CG	5.22	122.17	113.30
1	id	117	TRP	CB-CG-CD1	5.22	133.78	127.00
1	ix	108	THR	N-CA-CB	5.22	120.22	110.30
1	iJ	229	ARG	NE-CZ-NH2	-5.22	117.69	120.30
1	iR	200	THR	CA-CB-CG2	5.22	119.71	112.40
1	iZ	82	ARG	NH1-CZ-NH2	-5.22	113.66	119.40
1	j8	194	ALA	N-CA-CB	5.22	117.41	110.10
1	1U	225	GLY	N-CA-C	5.22	126.15	113.10
1	jx	62	HIS	CA-CB-CG	5.22	122.47	113.60
1	jC	23	TRP	CB-CG-CD2	5.22	133.38	126.60
1	kn	117	TRP	NE1-CE2-CZ2	-5.22	124.66	130.40

Continued on next page...

Continued from previous page...

Mol	Chain	Res	Type	Atoms	Z	Observed(°)	Ideal(°)
1	kQ	108	THR	CA-CB-CG2	-5.22	105.09	112.40
1	kQ	169	TYR	N-CA-CB	5.22	119.99	110.60
1	ld	212	GLU	C-N-CA	5.22	134.75	121.70
1	27	145	TYR	CB-CG-CD1	-5.22	117.87	121.00
1	ll	214	MET	CA-CB-CG	5.22	122.17	113.30
1	2e	172	LEU	CB-CG-CD1	5.22	119.87	111.00
1	2h	23	TRP	CD1-NE1-CE2	5.22	113.70	109.00
1	2v	169	TYR	CB-CG-CD2	5.22	124.13	121.00
1	2w	36	VAL	CG1-CB-CG2	-5.22	102.55	110.90
1	2C	166	ASP	CA-CB-CG	5.22	124.88	113.40
1	4g	186	THR	CA-CB-OG1	5.22	119.96	109.00
1	4J	130	TYR	CB-CG-CD2	5.22	124.13	121.00
1	4U	42	ALA	N-CA-CB	-5.22	102.79	110.10
1	4Y	184	TRP	CD1-CG-CD2	-5.22	102.12	106.30
1	57	154	ARG	CG-CD-NE	-5.22	100.84	111.80
1	5g	192	GLN	CB-CA-C	-5.22	99.96	110.40
1	5s	127	GLY	O-C-N	-5.22	114.35	122.70
1	5W	59	VAL	CA-CB-CG1	5.22	118.73	110.90
1	6S	93	PRO	O-C-N	-5.22	114.33	123.20
1	7d	48	THR	OG1-CB-CG2	-5.22	98.00	110.00
1	7g	162	ARG	NE-CZ-NH2	-5.22	117.69	120.30
1	7G	28	GLU	N-CA-CB	5.22	120.00	110.60
1	7Z	24	VAL	O-C-N	-5.22	114.35	122.70
1	8l	66	MET	CG-SD-CE	-5.22	91.85	100.20
1	8B	208	ALA	N-CA-CB	5.22	117.41	110.10
1	9g	40	PHE	CB-CG-CD2	-5.22	117.15	120.80
1	9g	205	LEU	O-C-N	-5.22	114.33	123.20
1	9S	32	PHE	CG-CD2-CE2	5.22	126.54	120.80
1	1l	2	ILE	CA-CB-CG2	-5.22	100.46	110.90
1	al	76	GLU	OE1-CD-OE2	-5.22	117.04	123.30
1	aF	109	SER	N-CA-CB	5.22	118.33	110.50
1	aF	167	ARG	NH1-CZ-NH2	-5.22	113.66	119.40
1	bu	179	GLN	CB-CA-C	-5.22	99.96	110.40
1	bv	132	ARG	CD-NE-CZ	-5.22	116.29	123.60
1	bw	117	TRP	CG-CD1-NE1	-5.22	104.88	110.10
1	by	130	TYR	N-CA-CB	-5.22	101.20	110.60
1	bN	103	ASP	CB-CG-OD1	5.22	123.00	118.30
1	bO	81	ASP	CB-CG-OD1	-5.22	113.60	118.30
1	c3	115	ILE	C-N-CA	5.22	133.26	122.30
1	c3	167	ARG	NH1-CZ-NH2	-5.22	113.66	119.40
1	cy	100	ARG	NE-CZ-NH1	-5.22	117.69	120.30
1	cE	169	TYR	CG-CD1-CE1	-5.22	117.12	121.30

Continued on next page...

Continued from previous page...

Mol	Chain	Res	Type	Atoms	Z	Observed(°)	Ideal(°)
1	cI	103	ASP	CB-CG-OD2	5.22	123.00	118.30
1	ds	63	GLN	CB-CA-C	-5.22	99.96	110.40
1	dA	53	ASN	O-C-N	-5.22	114.35	122.70
1	dM	65	ALA	N-CA-CB	-5.22	102.79	110.10
1	dZ	128	GLU	OE1-CD-OE2	-5.22	117.04	123.30
1	ea	155	GLN	N-CA-CB	5.22	119.99	110.60
1	eo	35	GLU	OE1-CD-OE2	-5.22	117.04	123.30
1	eN	36	VAL	CG1-CB-CG2	-5.22	102.55	110.90
1	fH	132	ARG	O-C-N	-5.22	114.35	122.70
1	g5	121	ASN	N-CA-CB	-5.22	101.21	110.60
1	k	169	TYR	CZ-CE2-CD2	5.22	124.50	119.80
1	W	130	TYR	CG-CD1-CE1	5.22	125.47	121.30
1	gj	165	VAL	CA-CB-CG2	-5.22	103.07	110.90
1	hp	90	PRO	C-N-CA	5.22	134.75	121.70
1	hF	4	GLN	CG-CD-OE1	-5.22	111.16	121.60
1	iC	117	TRP	CE3-CZ3-CH2	-5.22	115.46	121.20
1	iT	130	TYR	CG-CD1-CE1	-5.22	117.13	121.30
1	j7	164	TYR	CB-CG-CD2	5.22	124.13	121.00
1	1W	145	TYR	CG-CD2-CE2	5.22	125.47	121.30
1	jB	229	ARG	NE-CZ-NH2	-5.22	117.69	120.30
1	k0	51	ASP	CB-CG-OD1	5.22	123.00	118.30
1	kk	49	PRO	N-CA-CB	5.22	109.56	103.30
1	la	40	PHE	CB-CG-CD1	5.22	124.45	120.80
1	lC	175	GLU	O-C-N	-5.22	114.35	122.70
1	lE	173	ARG	NE-CZ-NH1	5.22	122.91	120.30
1	lL	36	VAL	O-C-N	-5.22	114.35	122.70
1	2j	161	PHE	CB-CG-CD2	5.22	124.45	120.80
1	2x	195	ASN	CA-C-N	5.22	131.71	117.10
1	34	65	ALA	N-CA-CB	-5.22	102.80	110.10
1	4d	166	ASP	CB-CG-OD1	-5.22	113.60	118.30
1	4f	216	THR	CA-CB-CG2	-5.22	105.09	112.40
1	4n	128	GLU	OE1-CD-OE2	-5.22	117.04	123.30
1	5k	66	MET	CG-SD-CE	-5.22	91.85	100.20
1	5z	81	ASP	CB-CG-OD2	-5.22	113.60	118.30
1	5E	132	ARG	NE-CZ-NH2	-5.22	117.69	120.30
1	5Y	192	GLN	CA-CB-CG	5.22	124.88	113.40
1	7B	54	THR	CA-C-N	5.22	128.68	117.20
1	8d	81	ASP	CB-CG-OD2	-5.22	113.60	118.30
1	8f	86	VAL	CA-CB-CG2	-5.22	103.07	110.90
1	8j	198	CYS	CA-CB-SG	5.22	123.39	114.00
1	8X	81	ASP	CB-CG-OD2	5.22	123.00	118.30
1	9g	217	ALA	CB-CA-C	5.22	117.93	110.10

Continued on next page...

Continued from previous page...

Mol	Chain	Res	Type	Atoms	Z	Observed(°)	Ideal(°)
1	9D	51	ASP	CB-CA-C	-5.22	99.97	110.40
1	ah	143	ARG	CG-CD-NE	-5.22	100.84	111.80
1	aj	88	ALA	O-C-N	-5.22	114.33	123.20
1	az	147	PRO	O-C-N	-5.22	114.35	122.70
1	aA	143	ARG	NE-CZ-NH1	5.22	122.91	120.30
1	bp	23	TRP	CB-CG-CD1	-5.22	120.22	127.00
1	bR	86	VAL	CA-CB-CG2	-5.22	103.07	110.90
1	c7	184	TRP	CG-CD1-NE1	-5.22	104.88	110.10
1	cG	105	ALA	CB-CA-C	5.22	117.93	110.10
1	ln	228	ALA	N-CA-CB	-5.22	102.80	110.10
1	fq	162	ARG	C-N-CA	5.22	134.75	121.70
1	fs	163	ASP	CB-CG-OD2	-5.22	113.60	118.30
1	fz	23	TRP	CE3-CZ3-CH2	-5.22	115.46	121.20
1	fl	161	PHE	CB-CG-CD1	-5.22	117.15	120.80
1	fP	110	THR	N-CA-CB	5.22	120.21	110.30
1	g7	191	VAL	CA-CB-CG2	-5.22	103.07	110.90
1	l	98	GLU	OE1-CD-OE2	-5.22	117.04	123.30
1	ga	163	ASP	CB-CG-OD1	-5.22	113.61	118.30
1	ge	184	TRP	CD2-CE3-CZ3	5.22	125.58	118.80
1	gw	83	LEU	CB-CG-CD2	-5.22	102.13	111.00
1	gZ	117	TRP	CZ3-CH2-CZ2	-5.22	115.34	121.60
1	hv	9	GLN	O-C-N	-5.22	114.36	122.70
1	hv	200	THR	N-CA-CB	5.22	120.21	110.30
1	hM	45	GLU	CG-CD-OE1	5.22	128.74	118.30
1	ib	82	ARG	CD-NE-CZ	5.22	130.90	123.60
1	ih	151	LEU	CB-CG-CD1	5.22	119.87	111.00
1	iy	190	LEU	CB-CG-CD1	5.22	119.87	111.00
1	iE	190	LEU	CB-CG-CD1	5.22	119.87	111.00
1	j0	90	PRO	N-CA-CB	5.22	109.56	103.30
1	jh	132	ARG	CD-NE-CZ	5.22	130.90	123.60
1	k0	191	VAL	CA-CB-CG2	-5.22	103.08	110.90
1	kt	162	ARG	CG-CD-NE	-5.22	100.85	111.80
1	kx	180	GLU	CB-CA-C	-5.22	99.97	110.40
1	23	215	MET	CG-SD-CE	-5.22	91.85	100.20
1	kJ	130	TYR	CG-CD1-CE1	-5.22	117.13	121.30
1	kU	138	LEU	CB-CG-CD1	5.22	119.87	111.00
1	lC	107	THR	O-C-N	-5.22	114.35	122.70
1	lR	231	LEU	CB-CG-CD1	5.22	119.87	111.00
1	2c	167	ARG	NE-CZ-NH1	5.22	122.91	120.30
1	3p	172	LEU	N-CA-CB	-5.22	99.97	110.40
1	3G	168	PHE	CB-CG-CD1	-5.22	117.15	120.80
1	4m	185	MET	CG-SD-CE	-5.22	91.85	100.20

Continued on next page...

Continued from previous page...

Mol	Chain	Res	Type	Atoms	Z	Observed(°)	Ideal(°)
1	4p	117	TRP	N-CA-CB	5.22	119.99	110.60
1	4E	49	PRO	CB-CA-C	5.22	125.04	112.00
1	5m	189	LEU	CB-CG-CD1	-5.22	102.13	111.00
1	5D	194	ALA	CA-C-O	5.22	131.06	120.10
1	6Z	31	ALA	CB-CA-C	5.22	117.92	110.10
1	78	117	TRP	CE2-CD2-CG	-5.22	103.13	107.30
1	7n	43	LEU	O-C-N	-5.22	114.35	122.70
1	7C	212	GLU	N-CA-CB	-5.22	101.21	110.60
1	7M	195	ASN	CA-CB-CG	5.22	124.88	113.40
1	7N	130	TYR	CD1-CE1-CZ	-5.22	115.11	119.80
1	88	226	HIS	O-C-N	-5.22	114.35	122.70
1	8H	203	LYS	C-N-CA	5.22	134.74	121.70
1	8J	154	ARG	NE-CZ-NH2	-5.22	117.69	120.30
1	8O	112	GLN	N-CA-CB	-5.22	101.21	110.60
1	9g	164	TYR	CZ-CE2-CD2	5.22	124.50	119.80
1	9p	200	THR	N-CA-CB	5.22	120.21	110.30
1	9q	11	VAL	CG1-CB-CG2	-5.22	102.55	110.90
1	a2	18	ARG	NH1-CZ-NH2	-5.22	113.66	119.40
1	a2	132	ARG	NH1-CZ-NH2	-5.22	113.66	119.40
1	ar	92	GLU	N-CA-CB	-5.22	101.21	110.60
1	aL	226	HIS	N-CA-CB	-5.22	101.21	110.60
1	aN	167	ARG	NH1-CZ-NH2	-5.22	113.66	119.40
1	aO	197	ASP	O-C-N	-5.22	114.35	122.70
1	aS	68	MET	CG-SD-CE	-5.22	91.85	100.20
1	aS	108	THR	CA-CB-CG2	-5.22	105.10	112.40
1	b5	42	ALA	C-N-CA	5.22	134.74	121.70
1	b5	130	TYR	CA-CB-CG	5.22	123.31	113.40
1	16	22	ALA	C-N-CA	5.22	134.74	121.70
1	b8	173	ARG	NE-CZ-NH2	-5.22	117.69	120.30
1	bg	157	PRO	N-CA-CB	-5.22	96.86	102.60
1	bj	57	ASN	CA-CB-CG	-5.22	101.92	113.40
1	bB	23	TRP	CB-CG-CD1	-5.22	120.22	127.00
1	bS	191	VAL	CG1-CB-CG2	-5.22	102.55	110.90
1	1c	168	PHE	CB-CG-CD2	-5.22	117.15	120.80
1	1e	166	ASP	CB-CG-OD2	-5.22	113.60	118.30
1	cw	132	ARG	N-CA-CB	5.22	119.99	110.60
1	di	162	ARG	CG-CD-NE	-5.22	100.84	111.80
1	1l	48	THR	CA-CB-CG2	-5.22	105.10	112.40
1	dP	23	TRP	CG-CD2-CE3	5.22	138.59	133.90
1	1r	66	MET	CA-CB-CG	5.22	122.17	113.30
1	1u	228	ALA	O-C-N	-5.22	114.35	122.70
1	fb	118	MET	O-C-N	-5.22	114.35	122.70

Continued on next page...

Continued from previous page...

Mol	Chain	Res	Type	Atoms	Z	Observed(°)	Ideal(°)
1	fk	18	ARG	CG-CD-NE	-5.22	100.85	111.80
1	fl	133	TRP	CD2-CE2-CZ2	-5.22	116.04	122.30
1	fM	169	TYR	CG-CD1-CE1	-5.22	117.13	121.30
1	r	168	PHE	CB-CG-CD1	-5.22	117.15	120.80
1	t	169	TYR	CZ-CE2-CD2	5.22	124.50	119.80
1	2	173	ARG	NH1-CZ-NH2	-5.22	113.66	119.40
1	z	10	MET	CG-SD-CE	-5.22	91.85	100.20
1	G	23	TRP	CD2-CE2-CZ2	-5.22	116.04	122.30
1	5	68	MET	CA-CB-CG	5.22	122.17	113.30
1	gP	7	GLN	CB-CA-C	5.21	120.83	110.40
1	ha	173	ARG	NE-CZ-NH2	5.21	122.91	120.30
1	he	32	PHE	CB-CG-CD1	5.21	124.45	120.80
1	hN	54	THR	O-C-N	-5.21	114.36	122.70
1	ip	19	THR	CA-CB-CG2	5.21	119.70	112.40
1	jl	99	PRO	N-CD-CG	5.21	111.02	103.20
1	jo	97	ARG	NE-CZ-NH1	5.21	122.91	120.30
1	jI	86	VAL	CA-CB-CG2	-5.21	103.08	110.90
1	jL	55	MET	CG-SD-CE	5.21	108.54	100.20
1	jM	40	PHE	CB-CG-CD2	5.21	124.45	120.80
1	k6	133	TRP	CH2-CZ2-CE2	5.21	122.61	117.40
1	20	148	THR	CA-CB-CG2	-5.21	105.10	112.40
1	ki	112	GLN	CB-CG-CD	5.21	125.16	111.60
1	kW	58	THR	OG1-CB-CG2	-5.21	98.00	110.00
1	lG	193	ASN	N-CA-CB	5.21	119.99	110.60
1	lI	49	PRO	N-CD-CG	5.21	111.02	103.20
1	2k	164	TYR	CD1-CE1-CZ	-5.21	115.11	119.80
1	2l	133	TRP	CE3-CZ3-CH2	5.21	126.94	121.20
1	2o	204	ALA	CB-CA-C	-5.21	102.28	110.10
1	3l	84	HIS	CA-CB-CG	5.21	122.46	113.60
1	3o	174	ALA	CB-CA-C	-5.21	102.28	110.10
1	3G	169	TYR	CZ-CE2-CD2	5.21	124.49	119.80
1	3O	162	ARG	NE-CZ-NH2	5.21	122.91	120.30
1	4i	79	GLU	OE1-CD-OE2	-5.21	117.04	123.30
1	4M	229	ARG	O-C-N	-5.21	114.36	122.70
1	4W	130	TYR	CG-CD2-CE2	-5.21	117.13	121.30
1	55	152	ASP	CB-CG-OD2	5.21	122.99	118.30
1	5z	185	MET	CG-SD-CE	-5.21	91.86	100.20
1	6n	177	ALA	N-CA-CB	-5.21	102.80	110.10
1	6I	115	ILE	CG1-CB-CG2	-5.21	99.93	111.40
1	77	77	ALA	CB-CA-C	5.21	117.92	110.10
1	7h	144	MET	CA-CB-CG	5.21	122.17	113.30
1	7p	126	VAL	O-C-N	-5.21	114.33	123.20

Continued on next page...

Continued from previous page...

Mol	Chain	Res	Type	Atoms	Z	Observed(°)	Ideal(°)
1	8E	169	TYR	CG-CD1-CE1	-5.21	117.13	121.30
1	8N	26	VAL	CA-CB-CG1	5.21	118.72	110.90
1	9i	130	TYR	CB-CG-CD2	-5.21	117.87	121.00
1	9n	205	LEU	CB-CG-CD2	-5.21	102.14	111.00
1	9u	23	TRP	CA-CB-CG	5.21	123.61	113.70
1	al	183	ASN	O-C-N	-5.21	114.36	122.70
1	aF	185	MET	CG-SD-CE	-5.21	91.86	100.20
1	aN	45	GLU	OE1-CD-OE2	-5.21	117.04	123.30
1	aX	77	ALA	N-CA-CB	-5.21	102.80	110.10
1	15	159	GLU	N-CA-CB	-5.21	101.21	110.60
1	be	200	THR	O-C-N	-5.21	114.36	122.70
1	bn	118	MET	O-C-N	-5.21	114.36	122.70
1	c9	226	HIS	N-CA-CB	-5.21	101.21	110.60
1	cn	100	ARG	NH1-CZ-NH2	-5.21	113.67	119.40
1	cC	143	ARG	NE-CZ-NH2	-5.21	117.69	120.30
1	ei	51	ASP	CB-CG-OD2	-5.21	113.61	118.30
1	es	168	PHE	CB-CG-CD2	-5.21	117.15	120.80
1	et	166	ASP	O-C-N	-5.21	114.36	122.70
1	eS	208	ALA	N-CA-CB	-5.21	102.80	110.10
1	eU	181	VAL	N-CA-CB	5.21	122.97	111.50
1	eV	22	ALA	N-CA-CB	-5.21	102.80	110.10
1	f3	58	THR	O-C-N	-5.21	114.36	122.70
1	f7	126	VAL	CA-CB-CG1	5.21	118.72	110.90
1	fe	18	ARG	NE-CZ-NH1	5.21	122.91	120.30
1	fx	174	ALA	O-C-N	-5.21	114.36	122.70
1	g2	56	LEU	CB-CA-C	5.21	120.11	110.20
1	H	96	MET	CA-CB-CG	5.21	122.16	113.30
1	X	196	PRO	N-CA-C	5.21	125.66	112.10
1	jf	229	ARG	NH1-CZ-NH2	5.21	125.14	119.40
1	jA	78	ALA	O-C-N	-5.21	114.36	122.70
1	1Y	144	MET	CG-SD-CE	-5.21	91.86	100.20
1	kj	224	PRO	N-CA-C	5.21	125.65	112.10
1	km	150	ILE	CG1-CB-CG2	5.21	122.87	111.40
1	29	148	THR	O-C-N	5.21	131.04	122.70
1	lI	130	TYR	CB-CG-CD2	-5.21	117.87	121.00
1	lJ	130	TYR	CG-CD2-CE2	-5.21	117.13	121.30
1	3X	96	MET	CG-SD-CE	-5.21	91.86	100.20
1	46	18	ARG	NE-CZ-NH1	5.21	122.91	120.30
1	49	99	PRO	N-CA-CB	-5.21	96.87	102.60
1	4J	224	PRO	C-N-CA	5.21	133.25	122.30
1	5b	6	LEU	CB-CG-CD1	-5.21	102.14	111.00
1	5T	202	LEU	CB-CG-CD1	5.21	119.86	111.00

Continued on next page...

Continued from previous page...

Mol	Chain	Res	Type	Atoms	Z	Observed(°)	Ideal(°)
1	6o	214	MET	O-C-N	-5.21	114.36	122.70
1	6I	79	GLU	OE1-CD-OE2	-5.21	117.05	123.30
1	6K	223	GLY	CA-C-O	-5.21	111.22	120.60
1	8w	143	ARG	CD-NE-CZ	-5.21	116.30	123.60
1	8A	99	PRO	CA-N-CD	5.21	119.00	111.70
1	8B	77	ALA	O-C-N	-5.21	114.36	122.70
1	9p	117	TRP	CG-CD1-NE1	-5.21	104.89	110.10
1	9E	21	ASN	CB-CA-C	5.21	120.83	110.40
1	au	161	PHE	CB-CG-CD1	5.21	124.45	120.80
1	ce	175	GLU	OE1-CD-OE2	-5.21	117.04	123.30
1	co	229	ARG	NH1-CZ-NH2	-5.21	113.67	119.40
1	cL	167	ARG	NH1-CZ-NH2	-5.21	113.67	119.40
1	dI	84	HIS	CA-C-N	5.21	131.70	117.10
1	ew	88	ALA	CB-CA-C	5.21	117.92	110.10
1	fx	52	LEU	O-C-N	-5.21	114.36	122.70
1	g4	35	GLU	CB-CG-CD	5.21	128.28	114.20
1	c	84	HIS	CA-CB-CG	5.21	122.46	113.60
1	P	55	MET	O-C-N	-5.21	114.36	122.70
1	g8	163	ASP	N-CA-CB	-5.21	101.22	110.60
1	gL	72	THR	CA-CB-CG2	-5.21	105.10	112.40
1	hl	79	GLU	OE1-CD-OE2	-5.21	117.05	123.30
1	hu	72	THR	CA-CB-CG2	-5.21	105.10	112.40
1	iI	76	GLU	O-C-N	5.21	131.04	122.70
1	i8	5	ASN	N-CA-CB	-5.21	101.22	110.60
1	ic	212	GLU	OE1-CD-OE2	-5.21	117.05	123.30
1	iG	32	PHE	CD1-CE1-CZ	-5.21	113.85	120.10
1	iN	214	MET	O-C-N	-5.21	114.36	122.70
1	iR	80	TRP	CA-CB-CG	5.21	123.60	113.70
1	lS	211	LEU	CB-CG-CD2	5.21	119.86	111.00
1	j9	168	PHE	N-CA-CB	-5.21	101.22	110.60
1	je	30	LYS	N-CA-CB	-5.21	101.22	110.60
1	jD	77	ALA	CB-CA-C	5.21	117.92	110.10
1	k2	42	ALA	CB-CA-C	5.21	117.92	110.10
1	kf	145	TYR	CB-CG-CD1	5.21	124.13	121.00
1	kz	48	THR	CA-CB-OG1	5.21	119.95	109.00
1	lD	55	MET	CG-SD-CE	-5.21	91.86	100.20
1	lP	169	TYR	CG-CD2-CE2	-5.21	117.13	121.30
1	2n	51	ASP	CB-CG-OD1	5.21	122.99	118.30
1	2O	40	PHE	CB-CG-CD1	-5.21	117.15	120.80
1	3k	168	PHE	N-CA-CB	-5.21	101.22	110.60
1	3O	145	TYR	CG-CD2-CE2	5.21	125.47	121.30
1	48	220	GLY	CA-C-O	5.21	129.98	120.60

Continued on next page...

Continued from previous page...

Mol	Chain	Res	Type	Atoms	Z	Observed(°)	Ideal(°)
1	4p	44	SER	O-C-N	-5.21	114.36	122.70
1	4r	82	ARG	NE-CZ-NH1	5.21	122.91	120.30
1	4w	36	VAL	CA-CB-CG1	5.21	118.72	110.90
1	6l	23	TRP	CB-CG-CD2	5.21	133.37	126.60
1	69	230	VAL	CG1-CB-CG2	-5.21	102.56	110.90
1	6b	49	PRO	N-CA-CB	5.21	109.55	103.30
1	6m	141	ILE	CA-CB-CG1	5.21	120.90	111.00
1	7b	22	ALA	CA-C-O	5.21	131.04	120.10
1	7c	150	ILE	O-C-N	-5.21	114.36	122.70
1	88	18	ARG	NE-CZ-NH1	5.21	122.91	120.30
1	9s	72	THR	CA-CB-CG2	-5.21	105.11	112.40
1	9w	139	ASN	N-CA-CB	-5.21	101.22	110.60
1	al	96	MET	CG-SD-CE	5.21	108.54	100.20
1	at	167	ARG	NE-CZ-NH1	5.21	122.91	120.30
1	aO	173	ARG	NH1-CZ-NH2	-5.21	113.67	119.40
1	aP	81	ASP	O-C-N	-5.21	114.36	122.70
1	aV	58	THR	CB-CA-C	-5.21	97.53	111.60
1	16	67	GLN	O-C-N	-5.21	114.36	122.70
1	cY	69	LEU	CB-CG-CD1	5.21	119.86	111.00
1	dc	110	THR	CA-CB-OG1	5.21	119.94	109.00
1	do	169	TYR	CA-CB-CG	-5.21	103.50	113.40
1	ds	82	ARG	NH1-CZ-NH2	-5.21	113.67	119.40
1	dU	110	THR	CA-CB-CG2	-5.21	105.10	112.40
1	1p	159	GLU	OE1-CD-OE2	-5.21	117.05	123.30
1	eB	82	ARG	CB-CA-C	5.21	120.83	110.40
1	eB	154	ARG	N-CA-CB	5.21	119.98	110.60
1	eF	196	PRO	N-CA-C	5.21	125.65	112.10
1	1s	36	VAL	CG1-CB-CG2	-5.21	102.56	110.90
1	eG	13	GLN	N-CA-CB	5.21	119.98	110.60
1	1v	186	THR	CA-CB-CG2	-5.21	105.10	112.40
1	fz	154	ARG	NE-CZ-NH2	-5.21	117.69	120.30
1	S	122	PRO	N-CD-CG	5.21	111.02	103.20
1	hK	185	MET	O-C-N	-5.21	114.36	122.70
1	jj	148	THR	CA-CB-OG1	5.21	119.94	109.00
1	kD	56	LEU	CB-CG-CD2	5.21	119.86	111.00
1	2u	179	GLN	CA-CB-CG	5.21	124.86	113.40
1	3c	86	VAL	CA-CB-CG1	5.21	118.72	110.90
1	3d	5	ASN	CB-CA-C	-5.21	99.98	110.40
1	6w	51	ASP	CB-CG-OD2	-5.21	113.61	118.30
1	7q	34	PRO	N-CA-CB	5.21	109.55	103.30
1	ag	119	THR	O-C-N	-5.21	114.36	122.70
1	dW	152	ASP	CB-CG-OD2	5.21	122.99	118.30

Continued on next page...

Continued from previous page...

Mol	Chain	Res	Type	Atoms	Z	Observed(°)	Ideal(°)
1	e8	31	ALA	N-CA-C	5.21	125.07	111.00
1	eP	164	TYR	CG-CD2-CE2	5.21	125.47	121.30
1	eR	214	MET	CG-SD-CE	-5.21	91.86	100.20
1	fc	36	VAL	CA-CB-CG1	5.21	118.72	110.90
1	gg	65	ALA	N-CA-CB	5.21	117.39	110.10
1	gn	221	VAL	CA-CB-CG1	5.21	118.71	110.90
1	gs	117	TRP	CB-CG-CD1	-5.21	120.23	127.00
1	gz	221	VAL	CA-CB-CG2	5.21	118.71	110.90
1	gH	214	MET	N-CA-CB	5.21	119.97	110.60
1	gL	36	VAL	CG1-CB-CG2	-5.21	102.57	110.90
1	h0	109	SER	N-CA-CB	5.21	118.31	110.50
1	1J	30	LYS	C-N-CA	5.21	134.72	121.70
1	hz	173	ARG	CB-CA-C	5.21	120.82	110.40
1	iO	161	PHE	CB-CG-CD2	-5.21	117.15	120.80
1	1Z	162	ARG	CA-CB-CG	5.21	124.86	113.40
1	k3	68	MET	O-C-N	-5.21	114.37	122.70
1	kk	221	VAL	CB-CA-C	-5.21	101.50	111.40
1	kl	90	PRO	N-CA-CB	-5.21	96.87	102.60
1	kT	169	TYR	CB-CG-CD1	5.21	124.12	121.00
1	l3	225	GLY	O-C-N	-5.21	114.37	122.70
1	lt	132	ARG	NE-CZ-NH1	5.21	122.91	120.30
1	lx	215	MET	CG-SD-CE	-5.21	91.86	100.20
1	2u	143	ARG	CD-NE-CZ	5.21	130.89	123.60
1	2K	34	PRO	C-N-CA	5.21	134.72	121.70
1	4O	105	ALA	CA-C-N	5.21	126.62	116.20
1	4Q	24	VAL	O-C-N	-5.21	114.37	122.70
1	5l	47	ALA	O-C-N	-5.21	114.37	122.70
1	5p	107	THR	CA-CB-CG2	-5.21	105.11	112.40
1	5y	208	ALA	N-CA-CB	-5.21	102.81	110.10
1	5Z	152	ASP	CB-CG-OD2	-5.21	113.61	118.30
1	68	18	ARG	N-CA-CB	5.21	119.98	110.60
1	6h	117	TRP	N-CA-CB	-5.21	101.23	110.60
1	6U	119	THR	N-CA-CB	5.21	120.20	110.30
1	7c	145	TYR	CB-CG-CD1	-5.21	117.88	121.00
1	7R	53	ASN	CA-CB-CG	-5.21	101.94	113.40
1	8o	23	TRP	CD2-CE3-CZ3	-5.21	112.03	118.80
1	8H	103	ASP	CB-CG-OD1	5.21	122.99	118.30
1	8I	173	ARG	NE-CZ-NH1	5.21	122.90	120.30
1	93	119	THR	CA-CB-CG2	-5.21	105.11	112.40
1	9c	117	TRP	CE2-CD2-CG	-5.21	103.13	107.30
1	9j	97	ARG	CB-CA-C	5.21	120.82	110.40
1	av	218	CYS	C-N-CA	5.21	134.72	121.70

Continued on next page...

Continued from previous page...

Mol	Chain	Res	Type	Atoms	Z	Observed(°)	Ideal(°)
1	aI	227	LYS	CA-CB-CG	5.21	124.86	113.40
1	aM	23	TRP	CE2-CD2-CE3	5.21	124.95	118.70
1	aN	107	THR	CA-CB-CG2	-5.21	105.11	112.40
1	bx	71	GLU	OE1-CD-OE2	-5.21	117.05	123.30
1	c1	86	VAL	O-C-N	-5.21	114.37	122.70
1	1f	16	SER	N-CA-CB	5.21	118.31	110.50
1	cB	167	ARG	NH1-CZ-NH2	-5.21	113.67	119.40
1	cT	39	MET	CG-SD-CE	-5.21	91.86	100.20
1	d9	102	SER	CB-CA-C	5.21	120.00	110.10
1	dm	79	GLU	CG-CD-OE2	5.21	128.72	118.30
1	dn	117	TRP	CD1-CG-CD2	-5.21	102.13	106.30
1	dM	199	LYS	O-C-N	-5.21	114.37	122.70
1	eG	123	PRO	N-CD-CG	5.21	111.01	103.20
1	eS	32	PHE	CG-CD2-CE2	5.21	126.53	120.80
1	f4	117	TRP	CG-CD2-CE3	-5.21	129.21	133.90
1	fk	132	ARG	NH1-CZ-NH2	5.21	125.13	119.40
1	fO	23	TRP	CB-CG-CD2	5.21	133.37	126.60
1	fW	100	ARG	NE-CZ-NH2	-5.21	117.69	120.30
1	fZ	149	SER	N-CA-CB	5.21	118.31	110.50
1	g2	85	PRO	CA-CB-CG	-5.21	94.11	104.00
1	0	132	ARG	CD-NE-CZ	5.21	130.89	123.60
1	gh	116	GLY	O-C-N	-5.21	114.37	122.70
1	gp	162	ARG	NE-CZ-NH1	-5.21	117.70	120.30
1	gr	82	ARG	NH1-CZ-NH2	-5.21	113.67	119.40
1	gP	97	ARG	CG-CD-NE	-5.21	100.87	111.80
1	1H	169	TYR	CB-CG-CD1	5.21	124.12	121.00
1	hI	194	ALA	O-C-N	-5.21	114.37	122.70
1	hV	24	VAL	CA-CB-CG1	5.21	118.71	110.90
1	iy	80	TRP	CG-CD1-NE1	-5.21	104.89	110.10
1	iO	162	ARG	CG-CD-NE	-5.21	100.87	111.80
1	1W	212	GLU	OE1-CD-OE2	-5.21	117.05	123.30
1	jK	185	MET	CG-SD-CE	-5.21	91.87	100.20
1	jN	145	TYR	CB-CG-CD1	5.21	124.12	121.00
1	km	153	ILE	CA-CB-CG1	5.21	120.89	111.00
1	kv	117	TRP	NE1-CE2-CZ2	5.21	136.13	130.40
1	kE	100	ARG	NE-CZ-NH2	5.21	122.90	120.30
1	kO	14	ALA	N-CA-CB	5.21	117.39	110.10
1	lr	100	ARG	NE-CZ-NH2	-5.21	117.70	120.30
1	lG	214	MET	CG-SD-CE	5.21	108.53	100.20
1	2H	154	ARG	CD-NE-CZ	-5.21	116.31	123.60
1	2S	27	VAL	CA-CB-CG2	-5.21	103.09	110.90
1	31	97	ARG	CD-NE-CZ	5.21	130.89	123.60

Continued on next page...

Continued from previous page...

Mol	Chain	Res	Type	Atoms	Z	Observed(°)	Ideal(°)
1	3e	229	ARG	NE-CZ-NH2	-5.21	117.70	120.30
1	3l	107	THR	CA-CB-CG2	-5.21	105.11	112.40
1	3T	184	TRP	CG-CD2-CE3	-5.21	129.21	133.90
1	4z	187	GLU	N-CA-CB	-5.21	101.23	110.60
1	4K	97	ARG	NH1-CZ-NH2	-5.21	113.67	119.40
1	55	31	ALA	N-CA-CB	5.21	117.39	110.10
1	5I	133	TRP	CB-CG-CD2	-5.21	119.83	126.60
1	5M	161	PHE	CZ-CE2-CD2	-5.21	113.85	120.10
1	6X	184	TRP	CH2-CZ2-CE2	5.21	122.61	117.40
1	7R	41	SER	N-CA-CB	5.21	118.31	110.50
1	8A	29	GLU	OE1-CD-OE2	-5.21	117.05	123.30
1	93	164	TYR	CD1-CE1-CZ	5.21	124.48	119.80
1	12	24	VAL	CA-CB-CG2	-5.21	103.09	110.90
1	aI	197	ASP	CB-CG-OD2	5.21	122.98	118.30
1	aV	39	MET	N-CA-CB	-5.21	101.23	110.60
1	aW	173	ARG	NE-CZ-NH2	-5.21	117.70	120.30
1	bB	164	TYR	CZ-CE2-CD2	5.21	124.48	119.80
1	bF	117	TRP	CZ3-CH2-CZ2	-5.21	115.35	121.60
1	1a	39	MET	CG-SD-CE	-5.21	91.87	100.20
1	cC	210	THR	CA-CB-CG2	-5.21	105.11	112.40
1	cW	4	GLN	O-C-N	-5.21	114.37	122.70
1	d2	102	SER	O-C-N	-5.21	114.37	122.70
1	dr	62	HIS	O-C-N	-5.21	114.37	122.70
1	dU	143	ARG	O-C-N	-5.21	114.37	122.70
1	dZ	147	PRO	N-CA-CB	5.21	109.55	103.30
1	eK	154	ARG	NE-CZ-NH1	5.21	122.90	120.30
1	eM	174	ALA	O-C-N	-5.21	114.37	122.70
1	1t	90	PRO	N-CD-CG	-5.21	95.39	103.20
1	fN	47	ALA	N-CA-CB	-5.21	102.81	110.10
1	fV	126	VAL	CG1-CB-CG2	-5.21	102.57	110.90
1	fY	162	ARG	NH1-CZ-NH2	5.21	125.13	119.40
1	1C	51	ASP	CB-CG-OD1	5.21	122.98	118.30
1	gv	76	GLU	OE1-CD-OE2	-5.21	117.05	123.30
1	gK	163	ASP	CB-CG-OD2	5.21	122.98	118.30
1	gX	80	TRP	CB-CG-CD1	-5.21	120.23	127.00
1	1L	228	ALA	N-CA-CB	5.21	117.39	110.10
1	1M	51	ASP	CB-CG-OD2	-5.21	113.61	118.30
1	iZ	140	LYS	N-CA-CB	5.21	119.97	110.60
1	iZ	229	ARG	CG-CD-NE	-5.21	100.87	111.80
1	jD	143	ARG	NE-CZ-NH2	-5.21	117.70	120.30
1	l9	168	PHE	CB-CG-CD1	-5.21	117.16	120.80
1	28	143	ARG	NE-CZ-NH2	5.21	122.90	120.30

Continued on next page...

Continued from previous page...

Mol	Chain	Res	Type	Atoms	Z	Observed(°)	Ideal(°)
1	2Y	184	TRP	CD1-NE1-CE2	-5.21	104.32	109.00
1	58	133	TRP	CB-CA-C	5.21	120.81	110.40
1	5v	97	ARG	CD-NE-CZ	5.21	130.89	123.60
1	5x	81	ASP	O-C-N	-5.21	114.37	122.70
1	6l	88	ALA	N-CA-CB	-5.21	102.81	110.10
1	96	154	ARG	NH1-CZ-NH2	-5.21	113.67	119.40
1	9i	204	ALA	CB-CA-C	-5.21	102.29	110.10
1	9F	113	GLU	OE1-CD-OE2	5.21	129.55	123.30
1	aN	197	ASP	CB-CG-OD2	5.21	122.98	118.30
1	bz	191	VAL	CA-CB-CG1	-5.21	103.09	110.90
1	cQ	118	MET	CG-SD-CE	5.21	108.53	100.20
1	em	115	ILE	O-C-N	-5.21	114.35	123.20
1	en	132	ARG	NE-CZ-NH1	5.21	122.90	120.30
1	es	130	TYR	CB-CG-CD2	-5.21	117.88	121.00
1	fb	100	ARG	NE-CZ-NH1	5.21	122.90	120.30
1	fg	81	ASP	CB-CG-OD2	5.21	122.98	118.30
1	H	130	TYR	O-C-N	-5.21	114.37	122.70
1	6	181	VAL	O-C-N	-5.21	114.37	122.70
1	8	145	TYR	CB-CG-CD2	-5.21	117.88	121.00
1	gr	39	MET	CG-SD-CE	-5.20	91.88	100.20
1	gu	161	PHE	CB-CG-CD1	5.20	124.44	120.80
1	hl	39	MET	CG-SD-CE	5.20	108.53	100.20
1	hB	103	ASP	CB-CG-OD1	5.20	122.98	118.30
1	hC	173	ARG	CG-CD-NE	-5.20	100.87	111.80
1	hE	78	ALA	N-CA-CB	-5.20	102.81	110.10
1	hS	105	ALA	N-CA-CB	-5.20	102.82	110.10
1	iB	24	VAL	CA-CB-CG1	5.20	118.71	110.90
1	iP	194	ALA	CB-CA-C	-5.20	102.30	110.10
1	iU	42	ALA	O-C-N	-5.20	114.37	122.70
1	jB	218	CYS	N-CA-CB	5.20	119.97	110.60
1	1Y	216	THR	CA-CB-CG2	-5.20	105.11	112.40
1	jW	82	ARG	CA-CB-CG	5.20	124.85	113.40
1	k1	226	HIS	CA-CB-CG	5.20	122.45	113.60
1	ka	169	TYR	CB-CG-CD1	5.20	124.12	121.00
1	kw	169	TYR	CB-CG-CD1	-5.20	117.88	121.00
1	23	33	SER	CA-C-N	5.20	131.67	117.10
1	kH	90	PRO	N-CD-CG	5.20	111.00	103.20
1	l6	172	LEU	CB-CG-CD1	5.20	119.84	111.00
1	lP	167	ARG	NE-CZ-NH2	5.20	122.90	120.30
1	2g	59	VAL	C-N-CA	5.20	133.23	122.30
1	2w	190	LEU	CB-CA-C	5.20	120.09	110.20
1	2S	163	ASP	CB-CG-OD1	-5.20	113.62	118.30

Continued on next page...

Continued from previous page...

Mol	Chain	Res	Type	Atoms	Z	Observed(°)	Ideal(°)
1	2U	83	LEU	N-CA-CB	-5.20	99.99	110.40
1	34	145	TYR	CZ-CE2-CD2	5.20	124.48	119.80
1	3a	152	ASP	CB-CG-OD1	5.20	122.98	118.30
1	3t	173	ARG	CD-NE-CZ	5.20	130.88	123.60
1	4o	147	PRO	O-C-N	-5.20	114.38	122.70
1	59	162	ARG	NH1-CZ-NH2	-5.20	113.68	119.40
1	59	185	MET	CG-SD-CE	-5.20	91.87	100.20
1	6z	32	PHE	CB-CG-CD2	5.20	124.44	120.80
1	7d	78	ALA	CB-CA-C	5.20	117.90	110.10
1	7Y	214	MET	CG-SD-CE	-5.20	91.87	100.20
1	8m	48	THR	N-CA-CB	5.20	120.19	110.30
1	8B	50	GLN	CA-CB-CG	5.20	124.85	113.40
1	9l	161	PHE	N-CA-CB	-5.20	101.23	110.60
1	9Q	117	TRP	CB-CG-CD1	-5.20	120.24	127.00
1	9Y	130	TYR	CB-CG-CD1	5.20	124.12	121.00
1	10	229	ARG	CG-CD-NE	-5.20	100.87	111.80
1	ae	31	ALA	CB-CA-C	-5.20	102.29	110.10
1	ae	84	HIS	CA-C-N	5.20	131.67	117.10
1	az	142	VAL	CA-CB-CG1	5.20	118.70	110.90
1	b1	21	ASN	CB-CG-OD1	-5.20	111.19	121.60
1	b5	173	ARG	NH1-CZ-NH2	-5.20	113.67	119.40
1	bd	145	TYR	CZ-CE2-CD2	5.20	124.48	119.80
1	bi	166	ASP	N-CA-CB	-5.20	101.23	110.60
1	1d	80	TRP	CG-CD1-NE1	-5.20	104.90	110.10
1	cq	166	ASP	CB-CG-OD1	-5.20	113.62	118.30
1	cE	145	TYR	O-C-N	-5.20	114.38	122.70
1	d8	23	TRP	CB-CG-CD2	5.20	133.37	126.60
1	db	145	TYR	CG-CD2-CE2	-5.20	117.14	121.30
1	dN	111	LEU	O-C-N	-5.20	114.37	122.70
1	1n	97	ARG	NE-CZ-NH1	5.20	122.90	120.30
1	1n	151	LEU	O-C-N	-5.20	114.38	122.70
1	dW	169	TYR	CD1-CE1-CZ	-5.20	115.12	119.80
1	eK	229	ARG	NE-CZ-NH2	5.20	122.90	120.30
1	eV	213	GLU	OE1-CD-OE2	5.20	129.54	123.30
1	fj	160	PRO	N-CA-C	5.20	125.63	112.10
1	g2	103	ASP	CB-CG-OD2	-5.20	113.62	118.30
1	g3	58	THR	O-C-N	-5.20	114.37	122.70
1	p	102	SER	CB-CA-C	-5.20	100.21	110.10
1	3	205	LEU	CB-CG-CD1	-5.20	102.15	111.00
1	gq	161	PHE	CB-CG-CD1	-5.20	117.16	120.80
1	gG	98	GLU	CA-C-N	5.20	131.67	117.10
1	hk	50	GLN	CB-CA-C	5.20	120.80	110.40

Continued on next page...

Continued from previous page...

Mol	Chain	Res	Type	Atoms	Z	Observed(°)	Ideal(°)
1	hO	113	GLU	O-C-N	-5.20	114.38	122.70
1	hS	161	PHE	CZ-CE2-CD2	5.20	126.34	120.10
1	hV	92	GLU	CA-C-O	-5.20	109.18	120.10
1	ir	75	GLU	O-C-N	-5.20	114.38	122.70
1	jb	72	THR	O-C-N	-5.20	114.38	122.70
1	jc	130	TYR	CA-CB-CG	-5.20	103.52	113.40
1	jf	24	VAL	CA-CB-CG1	5.20	118.70	110.90
1	jB	97	ARG	CD-NE-CZ	5.20	130.88	123.60
1	jW	230	VAL	CB-CA-C	-5.20	101.52	111.40
1	kS	11	VAL	CG1-CB-CG2	-5.20	102.58	110.90
1	2l	126	VAL	CA-CB-CG2	5.20	118.70	110.90
1	2y	81	ASP	CB-CG-OD1	-5.20	113.62	118.30
1	2M	143	ARG	NE-CZ-NH2	-5.20	117.70	120.30
1	2T	40	PHE	CB-CG-CD2	-5.20	117.16	120.80
1	37	184	TRP	CH2-CZ2-CE2	5.20	122.60	117.40
1	3u	23	TRP	CE3-CZ3-CH2	5.20	126.92	121.20
1	4m	56	LEU	O-C-N	-5.20	114.38	122.70
1	4r	117	TRP	CD1-NE1-CE2	5.20	113.68	109.00
1	5J	106	GLY	O-C-N	-5.20	114.38	122.70
1	7l	220	GLY	CA-C-O	5.20	129.96	120.60
1	8Y	228	ALA	N-CA-CB	5.20	117.38	110.10
1	9A	162	ARG	NE-CZ-NH1	5.20	122.90	120.30
1	bb	163	ASP	CB-CG-OD2	-5.20	113.62	118.30
1	bW	80	TRP	CB-CG-CD1	-5.20	120.24	127.00
1	ck	169	TYR	CB-CG-CD2	-5.20	117.88	121.00
1	cD	76	GLU	OE1-CD-OE2	-5.20	117.06	123.30
1	fv	107	THR	N-CA-CB	5.20	120.18	110.30
1	fG	11	VAL	CA-CB-CG2	-5.20	103.10	110.90
1	W	126	VAL	CA-CB-CG2	5.20	118.70	110.90
1	gj	221	VAL	CA-CB-CG1	-5.20	103.10	110.90
1	gp	168	PHE	CB-CG-CD1	5.20	124.44	120.80
1	gC	171	THR	O-C-N	-5.20	114.38	122.70
1	gO	11	VAL	O-C-N	-5.20	114.38	122.70
1	h0	26	VAL	CA-CB-CG2	-5.20	103.10	110.90
1	h4	57	ASN	O-C-N	-5.20	114.38	122.70
1	hI	76	GLU	OE1-CD-OE2	-5.20	117.06	123.30
1	jb	215	MET	CG-SD-CE	-5.20	91.88	100.20
1	jc	40	PHE	CB-CG-CD1	-5.20	117.16	120.80
1	jJ	220	GLY	C-N-CA	5.20	134.70	121.70
1	22	161	PHE	CB-CA-C	5.20	120.80	110.40
1	ky	169	TYR	CD1-CE1-CZ	-5.20	115.12	119.80
1	l0	145	TYR	CB-CG-CD2	-5.20	117.88	121.00

Continued on next page...

Continued from previous page...

Mol	Chain	Res	Type	Atoms	Z	Observed(°)	Ideal(°)
1	l6	161	PHE	CB-CG-CD2	-5.20	117.16	120.80
1	lw	163	ASP	CB-CG-OD2	-5.20	113.62	118.30
1	lx	173	ARG	NE-CZ-NH1	5.20	122.90	120.30
1	lx	211	LEU	CB-CG-CD1	5.20	119.84	111.00
1	lD	97	ARG	NE-CZ-NH2	5.20	122.90	120.30
1	2e	52	LEU	CB-CG-CD2	5.20	119.84	111.00
1	2g	140	LYS	O-C-N	-5.20	114.38	122.70
1	2v	26	VAL	CG1-CB-CG2	-5.20	102.58	110.90
1	2x	117	TRP	CB-CG-CD1	-5.20	120.24	127.00
1	2Z	161	PHE	CB-CG-CD1	-5.20	117.16	120.80
1	39	40	PHE	CB-CG-CD2	5.20	124.44	120.80
1	3y	126	VAL	CA-CB-CG2	-5.20	103.10	110.90
1	3G	73	ILE	O-C-N	-5.20	114.38	122.70
1	3J	40	PHE	CB-CG-CD2	5.20	124.44	120.80
1	4p	83	LEU	N-CA-CB	-5.20	100.00	110.40
1	4r	181	VAL	CG1-CB-CG2	-5.20	102.58	110.90
1	4z	64	ALA	CB-CA-C	-5.20	102.30	110.10
1	4F	130	TYR	CB-CG-CD2	-5.20	117.88	121.00
1	4U	193	ASN	O-C-N	-5.20	114.38	122.70
1	56	164	TYR	CZ-CE2-CD2	-5.20	115.12	119.80
1	5e	12	HIS	CB-CA-C	-5.20	100.00	110.40
1	5e	23	TRP	CG-CD2-CE3	-5.20	129.22	133.90
1	5o	161	PHE	CB-CG-CD1	5.20	124.44	120.80
1	5I	100	ARG	CD-NE-CZ	5.20	130.88	123.60
1	66	164	TYR	CG-CD1-CE1	-5.20	117.14	121.30
1	6a	130	TYR	CB-CG-CD2	-5.20	117.88	121.00
1	6h	11	VAL	CA-CB-CG1	5.20	118.70	110.90
1	6q	50	GLN	O-C-N	-5.20	114.38	122.70
1	6T	126	VAL	O-C-N	-5.20	114.36	123.20
1	72	9	GLN	N-CA-CB	5.20	119.96	110.60
1	7y	160	PRO	O-C-N	-5.20	114.38	122.70
1	7U	82	ARG	NE-CZ-NH1	5.20	122.90	120.30
1	85	84	HIS	CA-C-N	5.20	131.66	117.10
1	8K	145	TYR	CG-CD2-CE2	5.20	125.46	121.30
1	9m	24	VAL	CA-CB-CG2	-5.20	103.10	110.90
1	9I	161	PHE	CB-CG-CD1	5.20	124.44	120.80
1	9N	188	THR	N-CA-CB	5.20	120.18	110.30
1	Z	158	LYS	CB-CA-C	-5.20	100.00	110.40
1	b3	142	VAL	O-C-N	-5.20	114.38	122.70
1	bh	39	MET	CG-SD-CE	-5.20	91.88	100.20
1	bo	58	THR	O-C-N	-5.20	114.38	122.70
1	c8	15	ILE	N-CA-C	5.20	125.04	111.00

Continued on next page...

Continued from previous page...

Mol	Chain	Res	Type	Atoms	Z	Observed(°)	Ideal(°)
1	1e	35	GLU	O-C-N	-5.20	114.38	122.70
1	cV	127	GLY	O-C-N	-5.20	114.38	122.70
1	dx	40	PHE	CD1-CE1-CZ	-5.20	113.86	120.10
1	dG	24	VAL	O-C-N	-5.20	114.38	122.70
1	dY	87	HIS	N-CA-CB	5.20	119.96	110.60
1	eN	128	GLU	OE1-CD-OE2	5.20	129.54	123.30
1	eR	155	GLN	CG-CD-OE1	5.20	132.00	121.60
1	eX	100	ARG	CG-CD-NE	-5.20	100.88	111.80
1	fz	200	THR	CA-CB-CG2	-5.20	105.12	112.40
1	4	130	TYR	CG-CD2-CE2	5.20	125.46	121.30
1	gg	90	PRO	C-N-CA	5.20	134.70	121.70
1	gG	99	PRO	N-CA-CB	5.20	109.54	103.30
1	gL	126	VAL	CG1-CB-CG2	-5.20	102.58	110.90
1	gN	132	ARG	NE-CZ-NH1	5.20	122.90	120.30
1	gW	169	TYR	N-CA-CB	5.20	119.96	110.60
1	h5	200	THR	CA-CB-CG2	5.20	119.68	112.40
1	hA	224	PRO	C-N-CA	5.20	133.22	122.30
1	hE	197	ASP	CB-CG-OD1	5.20	122.98	118.30
1	hG	133	TRP	CB-CG-CD2	-5.20	119.84	126.60
1	hV	163	ASP	CB-CG-OD1	5.20	122.98	118.30
1	i1	184	TRP	NE1-CE2-CD2	5.20	112.50	107.30
1	i3	65	ALA	O-C-N	-5.20	114.38	122.70
1	i6	24	VAL	CA-CB-CG1	5.20	118.70	110.90
1	ik	62	HIS	O-C-N	-5.20	114.38	122.70
1	ip	214	MET	CG-SD-CE	-5.20	91.88	100.20
1	iv	168	PHE	O-C-N	-5.20	114.38	122.70
1	iw	207	PRO	O-C-N	-5.20	114.38	122.70
1	iB	229	ARG	CG-CD-NE	-5.20	100.88	111.80
1	jl	168	PHE	CB-CG-CD2	5.20	124.44	120.80
1	jF	167	ARG	NE-CZ-NH2	-5.20	117.70	120.30
1	jI	6	LEU	N-CA-CB	5.20	120.80	110.40
1	jV	65	ALA	O-C-N	-5.20	114.38	122.70
1	jZ	48	THR	CA-CB-CG2	-5.20	105.12	112.40
1	kb	138	LEU	CB-CG-CD2	5.20	119.84	111.00
1	kp	133	TRP	CB-CG-CD2	-5.20	119.84	126.60
1	kD	172	LEU	O-C-N	-5.20	114.38	122.70
1	kL	173	ARG	NE-CZ-NH2	-5.20	117.70	120.30
1	l0	133	TRP	CB-CG-CD1	5.20	133.76	127.00
1	ln	159	GLU	OE1-CD-OE2	-5.20	117.06	123.30
1	2a	120	HIS	ND1-CG-CD2	-5.20	98.72	106.00
1	2a	215	MET	CA-CB-CG	5.20	122.14	113.30
1	lM	213	GLU	OE1-CD-OE2	-5.20	117.06	123.30

Continued on next page...

Continued from previous page...

Mol	Chain	Res	Type	Atoms	Z	Observed(°)	Ideal(°)
1	2c	24	VAL	CA-CB-CG1	5.20	118.70	110.90
1	2j	145	TYR	CB-CG-CD2	-5.20	117.88	121.00
1	2F	23	TRP	NE1-CE2-CD2	5.20	112.50	107.30
1	2Q	49	PRO	N-CA-CB	-5.20	96.88	102.60
1	3f	163	ASP	CB-CG-OD2	-5.20	113.62	118.30
1	3L	229	ARG	CD-NE-CZ	5.20	130.88	123.60
1	4s	123	PRO	N-CA-C	5.20	125.62	112.10
1	4E	94	GLY	O-C-N	-5.20	114.38	122.70
1	56	81	ASP	CB-CG-OD1	5.20	122.98	118.30
1	5f	165	VAL	CB-CA-C	5.20	121.28	111.40
1	5s	186	THR	N-CA-CB	5.20	120.18	110.30
1	5O	173	ARG	NE-CZ-NH1	5.20	122.90	120.30
1	5T	132	ARG	NH1-CZ-NH2	-5.20	113.68	119.40
1	6z	133	TRP	CA-CB-CG	5.20	123.58	113.70
1	6D	229	ARG	NE-CZ-NH2	5.20	122.90	120.30
1	6R	175	GLU	OE1-CD-OE2	-5.20	117.06	123.30
1	6Z	72	THR	N-CA-CB	5.20	120.18	110.30
1	7t	175	GLU	OE1-CD-OE2	-5.20	117.06	123.30
1	7u	40	PHE	CB-CG-CD1	-5.20	117.16	120.80
1	7F	154	ARG	NH1-CZ-NH2	-5.20	113.68	119.40
1	9e	142	VAL	CG1-CB-CG2	-5.20	102.58	110.90
1	9x	145	TYR	CB-CG-CD2	5.20	124.12	121.00
1	9z	29	GLU	OE1-CD-OE2	-5.20	117.06	123.30
1	9S	50	GLN	CA-CB-CG	5.20	124.83	113.40
1	at	142	VAL	CA-CB-CG1	-5.20	103.10	110.90
1	13	68	MET	CG-SD-CE	-5.20	91.88	100.20
1	b0	226	HIS	O-C-N	-5.20	114.38	122.70
1	b6	173	ARG	NE-CZ-NH2	-5.20	117.70	120.30
1	bu	107	THR	CA-CB-CG2	-5.20	105.12	112.40
1	c1	82	ARG	NH1-CZ-NH2	-5.20	113.68	119.40
1	co	23	TRP	CD1-CG-CD2	5.20	110.46	106.30
1	cz	22	ALA	N-CA-CB	5.20	117.38	110.10
1	cG	166	ASP	CB-CG-OD1	5.20	122.98	118.30
1	d4	145	TYR	CG-CD1-CE1	-5.20	117.14	121.30
1	dg	229	ARG	N-CA-CB	5.20	119.96	110.60
1	dk	197	ASP	CB-CG-OD2	-5.20	113.62	118.30
1	dH	110	THR	CA-CB-CG2	-5.20	105.12	112.40
1	dU	4	GLN	CA-C-O	5.20	131.02	120.10
1	dZ	72	THR	CA-CB-CG2	5.20	119.68	112.40
1	ed	80	TRP	O-C-N	-5.20	114.38	122.70
1	ex	103	ASP	CB-CG-OD2	5.20	122.98	118.30
1	1t	191	VAL	CG1-CB-CG2	-5.20	102.58	110.90

Continued on next page...

Continued from previous page...

Mol	Chain	Res	Type	Atoms	Z	Observed(°)	Ideal(°)
1	fb	212	GLU	OE1-CD-OE2	-5.20	117.06	123.30
1	fh	203	LYS	O-C-N	-5.20	114.38	122.70
1	fj	167	ARG	NH1-CZ-NH2	-5.20	113.68	119.40
1	fP	187	GLU	CB-CA-C	5.20	120.80	110.40
1	fZ	100	ARG	NH1-CZ-NH2	-5.20	113.68	119.40
1	g2	97	ARG	CD-NE-CZ	5.20	130.88	123.60
1	O	200	THR	CA-CB-CG2	-5.20	105.12	112.40
1	Q	139	ASN	O-C-N	-5.20	114.38	122.70
1	g9	76	GLU	O-C-N	-5.20	114.39	122.70
1	gd	162	ARG	N-CA-CB	5.20	119.95	110.60
1	gt	164	TYR	CB-CG-CD2	5.20	124.12	121.00
1	gv	191	VAL	CA-CB-CG1	-5.20	103.10	110.90
1	gw	178	SER	N-CA-CB	5.20	118.30	110.50
1	gK	18	ARG	NE-CZ-NH1	5.20	122.90	120.30
1	gO	154	ARG	N-CA-CB	5.20	119.95	110.60
1	h9	119	THR	CA-CB-CG2	-5.20	105.12	112.40
1	hJ	151	LEU	O-C-N	-5.20	114.39	122.70
1	lL	161	PHE	CB-CG-CD2	5.20	124.44	120.80
1	iT	97	ARG	NE-CZ-NH2	-5.20	117.70	120.30
1	k5	161	PHE	CB-CG-CD2	5.20	124.44	120.80
1	kQ	36	VAL	CG1-CB-CG2	-5.20	102.58	110.90
1	34	186	THR	N-CA-CB	5.20	120.17	110.30
1	3w	32	PHE	O-C-N	5.20	131.01	122.70
1	4x	7	GLN	CB-CG-CD	5.20	125.11	111.60
1	6g	231	LEU	CB-CA-C	5.20	120.07	110.20
1	6r	92	GLU	OE1-CD-OE2	-5.20	117.06	123.30
1	6Q	185	MET	CG-SD-CE	-5.20	91.88	100.20
1	6V	32	PHE	O-C-N	-5.20	114.39	122.70
1	76	71	GLU	OE1-CD-OE2	-5.20	117.06	123.30
1	7a	184	TRP	CE2-CD2-CG	5.20	111.46	107.30
1	7J	228	ALA	CB-CA-C	5.20	117.89	110.10
1	8f	173	ARG	NE-CZ-NH1	5.20	122.90	120.30
1	8w	144	MET	CG-SD-CE	-5.20	91.88	100.20
1	8C	128	GLU	O-C-N	5.20	131.02	122.70
1	93	230	VAL	CA-CB-CG1	-5.20	103.10	110.90
1	aH	57	ASN	CB-CA-C	-5.20	100.00	110.40
1	aI	18	ARG	NE-CZ-NH2	-5.20	117.70	120.30
1	14	109	SER	N-CA-CB	5.20	118.30	110.50
1	15	55	MET	CG-SD-CE	5.20	108.52	100.20
1	bp	209	ALA	N-CA-C	5.20	125.03	111.00
1	cg	81	ASP	CB-CA-C	5.20	120.79	110.40
1	cv	67	GLN	CA-C-O	-5.20	109.19	120.10

Continued on next page...

Continued from previous page...

Mol	Chain	Res	Type	Atoms	Z	Observed(°)	Ideal(°)
1	d3	145	TYR	CB-CG-CD2	-5.20	117.88	121.00
1	d8	138	LEU	CB-CG-CD1	5.20	119.83	111.00
1	e7	81	ASP	CB-CG-OD2	5.20	122.98	118.30
1	ed	229	ARG	NE-CZ-NH1	5.20	122.90	120.30
1	eM	162	ARG	NE-CZ-NH2	-5.20	117.70	120.30
1	eX	64	ALA	N-CA-CB	-5.20	102.83	110.10
1	fG	169	TYR	CB-CG-CD2	5.20	124.12	121.00
1	fZ	122	PRO	CA-N-CD	-5.20	104.22	111.50
1	g3	215	MET	CG-SD-CE	-5.20	91.88	100.20
1	gN	80	TRP	CD1-CG-CD2	5.20	110.46	106.30
1	gP	161	PHE	CG-CD2-CE2	-5.20	115.08	120.80
1	hb	29	GLU	OE1-CD-OE2	-5.20	117.07	123.30
1	hz	173	ARG	NE-CZ-NH2	5.20	122.90	120.30
1	hD	169	TYR	CA-CB-CG	-5.20	103.53	113.40
1	hF	154	ARG	NE-CZ-NH1	-5.20	117.70	120.30
1	hN	163	ASP	CB-CG-OD1	-5.20	113.62	118.30
1	iu	3	VAL	CA-CB-CG2	-5.20	103.11	110.90
1	iD	3	VAL	CA-CB-CG2	-5.20	103.11	110.90
1	iJ	224	PRO	CA-C-N	5.20	126.59	116.20
1	iN	40	PHE	CB-CG-CD2	-5.20	117.16	120.80
1	iZ	210	THR	CA-CB-CG2	-5.20	105.13	112.40
1	jB	154	ARG	CG-CD-NE	-5.20	100.89	111.80
1	jE	180	GLU	N-CA-CB	-5.20	101.25	110.60
1	jF	142	VAL	CB-CA-C	5.20	121.27	111.40
1	jG	166	ASP	N-CA-CB	5.20	119.95	110.60
1	jT	133	TRP	NE1-CE2-CZ2	-5.20	124.68	130.40
1	kg	108	THR	N-CA-CB	5.20	120.17	110.30
1	kh	55	MET	O-C-N	-5.20	114.39	122.70
1	kq	173	ARG	NE-CZ-NH1	5.20	122.90	120.30
1	ks	210	THR	CA-CB-CG2	-5.20	105.13	112.40
1	22	53	ASN	O-C-N	-5.20	114.39	122.70
1	kO	132	ARG	NH1-CZ-NH2	-5.20	113.69	119.40
1	ll	134	ILE	O-C-N	-5.20	114.39	122.70
1	lA	100	ARG	CG-CD-NE	-5.20	100.89	111.80
1	lC	31	ALA	N-CA-CB	5.20	117.37	110.10
1	2c	173	ARG	NE-CZ-NH2	-5.20	117.70	120.30
1	35	128	GLU	CB-CA-C	-5.20	100.01	110.40
1	37	34	PRO	N-CA-C	5.20	125.61	112.10
1	3g	2	ILE	O-C-N	-5.20	114.39	122.70
1	3j	142	VAL	CG1-CB-CG2	-5.20	102.59	110.90
1	3C	40	PHE	CZ-CE2-CD2	-5.20	113.87	120.10
1	4S	28	GLU	O-C-N	-5.20	114.39	122.70

Continued on next page...

Continued from previous page...

Mol	Chain	Res	Type	Atoms	Z	Observed(°)	Ideal(°)
1	5p	162	ARG	CD-NE-CZ	5.20	130.87	123.60
1	5t	195	ASN	CB-CA-C	5.20	120.79	110.40
1	5O	29	GLU	OE1-CD-OE2	-5.20	117.06	123.30
1	5S	48	THR	CA-CB-CG2	-5.20	105.12	112.40
1	6e	85	PRO	N-CD-CG	5.20	110.99	103.20
1	6G	162	ARG	NH1-CZ-NH2	5.20	125.11	119.40
1	6J	149	SER	O-C-N	-5.20	114.39	122.70
1	7f	49	PRO	O-C-N	-5.20	114.39	122.70
1	7B	10	MET	CG-SD-CE	-5.20	91.89	100.20
1	8n	145	TYR	CD1-CE1-CZ	5.20	124.48	119.80
1	8o	197	ASP	CB-CG-OD2	-5.20	113.62	118.30
1	8x	88	ALA	N-CA-CB	-5.20	102.83	110.10
1	9u	119	THR	CA-CB-CG2	-5.20	105.13	112.40
1	9x	197	ASP	CB-CG-OD1	5.20	122.97	118.30
1	9G	173	ARG	NH1-CZ-NH2	-5.20	113.69	119.40
1	9Q	44	SER	N-CA-CB	5.20	118.29	110.50
1	ac	32	PHE	CB-CG-CD2	-5.20	117.16	120.80
1	aV	180	GLU	OE1-CD-OE2	5.20	129.53	123.30
1	bc	48	THR	CA-CB-CG2	-5.20	105.12	112.40
1	bQ	42	ALA	CA-C-O	5.20	131.01	120.10
1	bR	19	THR	CA-CB-CG2	5.20	119.67	112.40
1	ca	49	PRO	O-C-N	-5.20	114.39	122.70
1	du	143	ARG	NE-CZ-NH1	5.20	122.90	120.30
1	dJ	17	PRO	N-CD-CG	5.20	110.99	103.20
1	e3	133	TRP	CB-CG-CD2	-5.20	119.85	126.60
1	e3	164	TYR	CD1-CE1-CZ	5.20	124.47	119.80
1	eb	79	GLU	CB-CA-C	5.20	120.79	110.40
1	eC	164	TYR	CB-CG-CD2	5.20	124.12	121.00
1	eE	32	PHE	CB-CG-CD2	5.20	124.44	120.80
1	f8	108	THR	CA-CB-CG2	-5.20	105.13	112.40
1	g7	164	TYR	CG-CD1-CE1	-5.20	117.14	121.30
1	p	39	MET	O-C-N	-5.20	114.39	122.70
1	x	100	ARG	NE-CZ-NH2	5.20	122.90	120.30
1	3	34	PRO	N-CD-CG	5.20	110.99	103.20
1	H	184	TRP	CE3-CZ3-CH2	-5.20	115.49	121.20
1	gI	33	SER	CA-C-O	-5.19	109.19	120.10
1	hH	68	MET	CG-SD-CE	-5.19	91.89	100.20
1	ia	158	LYS	O-C-N	-5.19	114.39	122.70
1	ig	81	ASP	CB-CG-OD1	-5.19	113.62	118.30
1	iL	163	ASP	CB-CG-OD1	-5.19	113.62	118.30
1	iR	51	ASP	CB-CG-OD1	5.19	122.97	118.30
1	iS	97	ARG	CG-CD-NE	-5.19	100.89	111.80

Continued on next page...

Continued from previous page...

Mol	Chain	Res	Type	Atoms	Z	Observed(°)	Ideal(°)
1	kt	26	VAL	CG1-CB-CG2	-5.19	102.59	110.90
1	lD	104	ILE	CA-CB-CG1	5.19	120.87	111.00
1	lJ	145	TYR	CB-CG-CD1	-5.19	117.88	121.00
1	lO	165	VAL	CA-CB-CG1	5.19	118.69	110.90
1	2w	133	TRP	CE2-CD2-CE3	5.19	124.93	118.70
1	2R	23	TRP	CB-CG-CD1	-5.19	120.25	127.00
1	4m	133	TRP	CH2-CZ2-CE2	5.19	122.59	117.40
1	4o	203	LYS	C-N-CA	5.19	134.69	121.70
1	50	190	LEU	CB-CG-CD1	-5.19	102.17	111.00
1	5c	71	GLU	OE1-CD-OE2	-5.19	117.07	123.30
1	5S	216	THR	N-CA-CB	5.19	120.17	110.30
1	7S	168	PHE	CB-CG-CD2	-5.19	117.16	120.80
1	9z	117	TRP	CD2-CE2-CZ2	-5.19	116.07	122.30
1	9O	152	ASP	CB-CG-OD2	5.19	122.97	118.30
1	aC	105	ALA	O-C-N	-5.19	114.37	123.20
1	aK	23	TRP	CD1-CG-CD2	-5.19	102.14	106.30
1	aZ	168	PHE	CB-CG-CD1	-5.19	117.16	120.80
1	b4	184	TRP	CD1-CG-CD2	-5.19	102.14	106.30
1	be	130	TYR	CD1-CE1-CZ	5.19	124.47	119.80
1	bg	229	ARG	CB-CA-C	5.19	120.79	110.40
1	bL	182	LYS	O-C-N	-5.19	114.39	122.70
1	bO	80	TRP	CZ3-CH2-CZ2	5.19	127.83	121.60
1	cq	178	SER	N-CA-CB	5.19	118.29	110.50
1	cI	169	TYR	CB-CG-CD1	-5.19	117.88	121.00
1	cK	143	ARG	NE-CZ-NH1	5.19	122.90	120.30
1	dl	144	MET	CA-CB-CG	5.19	122.13	113.30
1	eb	102	SER	N-CA-CB	-5.19	102.71	110.50
1	eN	167	ARG	CG-CD-NE	-5.19	100.89	111.80
1	fk	219	GLN	O-C-N	-5.19	114.37	123.20
1	fO	33	SER	N-CA-CB	5.19	118.29	110.50
1	fR	173	ARG	NH1-CZ-NH2	-5.19	113.69	119.40
1	m	181	VAL	O-C-N	-5.19	114.39	122.70
1	E	229	ARG	NH1-CZ-NH2	-5.19	113.69	119.40
1	gi	169	TYR	CB-CA-C	5.19	120.78	110.40
1	gv	119	THR	O-C-N	-5.19	114.39	122.70
1	gA	181	VAL	CG1-CB-CG2	-5.19	102.59	110.90
1	gG	186	THR	OG1-CB-CG2	-5.19	98.06	110.00
1	gV	108	THR	CA-CB-CG2	-5.19	105.13	112.40
1	h8	128	GLU	N-CA-CB	5.19	119.95	110.60
1	he	3	VAL	C-N-CA	5.19	134.68	121.70
1	hk	36	VAL	CA-CB-CG2	-5.19	103.11	110.90
1	hZ	73	ILE	CA-CB-CG2	-5.19	100.52	110.90

Continued on next page...

Continued from previous page...

Mol	Chain	Res	Type	Atoms	Z	Observed(°)	Ideal(°)
1	jl	55	MET	O-C-N	-5.19	114.39	122.70
1	js	183	ASN	CA-CB-CG	-5.19	101.98	113.40
1	jt	133	TRP	NE1-CE2-CD2	5.19	112.49	107.30
1	jE	133	TRP	CE2-CD2-CG	-5.19	103.15	107.30
1	jI	64	ALA	N-CA-CB	-5.19	102.83	110.10
1	1Y	10	MET	CG-SD-CE	-5.19	91.89	100.20
1	1Y	167	ARG	NE-CZ-NH2	-5.19	117.70	120.30
1	1Z	164	TYR	CB-CA-C	5.19	120.79	110.40
1	k8	10	MET	CB-CA-C	-5.19	100.02	110.40
1	kt	128	GLU	N-CA-CB	-5.19	101.25	110.60
1	22	213	GLU	OE1-CD-OE2	5.19	129.53	123.30
1	23	69	LEU	CB-CG-CD2	5.19	119.83	111.00
1	23	154	ARG	CD-NE-CZ	5.19	130.87	123.60
1	kH	11	VAL	O-C-N	-5.19	114.39	122.70
1	kI	120	HIS	O-C-N	-5.19	114.39	122.70
1	l9	97	ARG	O-C-N	-5.19	114.39	122.70
1	lf	18	ARG	NE-CZ-NH2	-5.19	117.70	120.30
1	lC	225	GLY	C-N-CA	5.19	134.68	121.70
1	3d	227	LYS	C-N-CA	5.19	134.68	121.70
1	3e	3	VAL	CA-CB-CG2	-5.19	103.11	110.90
1	3g	113	GLU	OE1-CD-OE2	-5.19	117.07	123.30
1	3U	148	THR	N-CA-CB	5.19	120.17	110.30
1	4c	75	GLU	N-CA-CB	5.19	119.94	110.60
1	4F	40	PHE	CB-CG-CD2	-5.19	117.17	120.80
1	55	19	THR	CA-CB-CG2	-5.19	105.13	112.40
1	5q	40	PHE	CB-CG-CD2	5.19	124.44	120.80
1	6t	126	VAL	CA-CB-CG2	5.19	118.69	110.90
1	6A	143	ARG	CD-NE-CZ	5.19	130.87	123.60
1	73	163	ASP	OD1-CG-OD2	-5.19	113.44	123.30
1	73	166	ASP	CB-CG-OD1	-5.19	113.63	118.30
1	76	162	ARG	NE-CZ-NH2	-5.19	117.70	120.30
1	7b	49	PRO	O-C-N	-5.19	114.39	122.70
1	7R	199	LYS	O-C-N	-5.19	114.39	122.70
1	7X	166	ASP	N-CA-CB	-5.19	101.25	110.60
1	86	201	ILE	O-C-N	-5.19	114.39	122.70
1	8i	152	ASP	CB-CG-OD1	-5.19	113.63	118.30
1	8k	27	VAL	O-C-N	-5.19	114.39	122.70
1	8m	2	ILE	CG1-CB-CG2	5.19	122.82	111.40
1	8L	100	ARG	N-CA-CB	5.19	119.95	110.60
1	94	225	GLY	O-C-N	-5.19	114.39	122.70
1	9G	165	VAL	CA-CB-CG1	5.19	118.69	110.90
1	9L	103	ASP	CB-CG-OD2	-5.19	113.63	118.30

Continued on next page...

Continued from previous page...

Mol	Chain	Res	Type	Atoms	Z	Observed(°)	Ideal(°)
1	a3	117	TRP	CG-CD1-NE1	-5.19	104.91	110.10
1	a4	4	GLN	CB-CA-C	5.19	120.78	110.40
1	a7	35	GLU	N-CA-CB	-5.19	101.25	110.60
1	aa	72	THR	CA-CB-CG2	5.19	119.67	112.40
1	af	18	ARG	NE-CZ-NH1	5.19	122.90	120.30
1	ak	100	ARG	CD-NE-CZ	5.19	130.87	123.60
1	b0	87	HIS	N-CA-CB	5.19	119.94	110.60
1	bi	113	GLU	O-C-N	-5.19	114.39	122.70
1	19	83	LEU	CB-CG-CD1	-5.19	102.17	111.00
1	bG	171	THR	CA-CB-CG2	-5.19	105.13	112.40
1	c7	63	GLN	O-C-N	-5.19	114.39	122.70
1	cx	88	ALA	CB-CA-C	-5.19	102.31	110.10
1	cC	61	GLY	C-N-CA	5.19	134.68	121.70
1	d7	81	ASP	CB-CG-OD1	5.19	122.97	118.30
1	d7	193	ASN	CB-CG-OD1	5.19	131.98	121.60
1	dQ	142	VAL	CA-CB-CG1	5.19	118.69	110.90
1	e8	169	TYR	CB-CG-CD2	5.19	124.12	121.00
1	ek	112	GLN	O-C-N	-5.19	114.39	122.70
1	eL	169	TYR	CB-CG-CD2	5.19	124.11	121.00
1	f5	148	THR	N-CA-CB	5.19	120.17	110.30
1	g5	68	MET	CA-CB-CG	5.19	122.13	113.30
1	a	32	PHE	CB-CG-CD2	-5.19	117.17	120.80
1	h	3	VAL	CA-CB-CG1	5.19	118.69	110.90
1	l	97	ARG	NE-CZ-NH1	5.19	122.90	120.30
1	n	32	PHE	CB-CG-CD1	-5.19	117.17	120.80
1	J	38	PRO	CA-N-CD	-5.19	104.23	111.50
1	S	215	MET	O-C-N	-5.19	114.39	122.70
1	g9	105	ALA	CA-C-O	5.19	131.00	120.10
1	gd	41	SER	N-CA-CB	5.19	118.29	110.50
1	gq	173	ARG	NE-CZ-NH2	-5.19	117.70	120.30
1	gx	31	ALA	N-CA-C	5.19	125.02	111.00
1	gL	130	TYR	CG-CD2-CE2	-5.19	117.15	121.30
1	gT	17	PRO	N-CA-CB	-5.19	96.89	102.60
1	1G	48	THR	CA-CB-CG2	-5.19	105.13	112.40
1	h1	63	GLN	O-C-N	-5.19	114.39	122.70
1	1H	150	ILE	O-C-N	-5.19	114.39	122.70
1	hv	162	ARG	O-C-N	-5.19	114.39	122.70
1	hz	161	PHE	O-C-N	-5.19	114.39	122.70
1	hL	197	ASP	CB-CG-OD2	5.19	122.97	118.30
1	hR	173	ARG	NH1-CZ-NH2	5.19	125.11	119.40
1	hS	41	SER	N-CA-CB	-5.19	102.71	110.50
1	io	177	ALA	CB-CA-C	5.19	117.89	110.10

Continued on next page...

Continued from previous page...

Mol	Chain	Res	Type	Atoms	Z	Observed(°)	Ideal(°)
1	iq	130	TYR	CB-CG-CD1	5.19	124.11	121.00
1	iM	80	TRP	CB-CG-CD2	-5.19	119.85	126.60
1	j4	83	LEU	CB-CG-CD2	-5.19	102.18	111.00
1	je	176	GLN	C-N-CA	5.19	134.68	121.70
1	1V	97	ARG	O-C-N	-5.19	114.39	122.70
1	k3	112	GLN	CB-CA-C	5.19	120.78	110.40
1	20	68	MET	CG-SD-CE	-5.19	91.89	100.20
1	l2	133	TRP	CB-CG-CD2	-5.19	119.85	126.60
1	l3	35	GLU	OE1-CD-OE2	-5.19	117.07	123.30
1	lt	184	TRP	CD1-NE1-CE2	5.19	113.67	109.00
1	lz	78	ALA	N-CA-CB	-5.19	102.83	110.10
1	lK	221	VAL	CG1-CB-CG2	-5.19	102.60	110.90
1	2o	133	TRP	O-C-N	-5.19	114.39	122.70
1	2H	143	ARG	NE-CZ-NH2	-5.19	117.70	120.30
1	2I	178	SER	N-CA-CB	5.19	118.28	110.50
1	2U	117	TRP	CB-CG-CD1	-5.19	120.25	127.00
1	3j	117	TRP	CD2-CE3-CZ3	-5.19	112.05	118.80
1	3j	200	THR	OG1-CB-CG2	-5.19	98.06	110.00
1	3l	75	GLU	OE1-CD-OE2	-5.19	117.07	123.30
1	3r	177	ALA	N-CA-CB	-5.19	102.83	110.10
1	3F	148	THR	CA-CB-CG2	-5.19	105.13	112.40
1	3I	154	ARG	CG-CD-NE	-5.19	100.90	111.80
1	3R	145	TYR	CB-CA-C	5.19	120.78	110.40
1	3R	184	TRP	CB-CG-CD2	5.19	133.35	126.60
1	4a	129	ILE	CA-CB-CG2	5.19	121.28	110.90
1	4X	145	TYR	CZ-CE2-CD2	-5.19	115.13	119.80
1	55	91	ILE	CB-CA-C	5.19	121.98	111.60
1	58	145	TYR	CG-CD2-CE2	-5.19	117.15	121.30
1	6o	76	GLU	N-CA-CB	5.19	119.94	110.60
1	6J	39	MET	CG-SD-CE	-5.19	91.90	100.20
1	6L	154	ARG	CA-CB-CG	5.19	124.82	113.40
1	6L	180	GLU	O-C-N	-5.19	114.40	122.70
1	76	133	TRP	CD1-CG-CD2	-5.19	102.15	106.30
1	7p	43	LEU	O-C-N	-5.19	114.39	122.70
1	7L	4	GLN	CB-CA-C	5.19	120.78	110.40
1	7L	56	LEU	O-C-N	-5.19	114.39	122.70
1	84	208	ALA	N-CA-CB	-5.19	102.83	110.10
1	8n	162	ARG	NE-CZ-NH1	5.19	122.89	120.30
1	8L	175	GLU	O-C-N	-5.19	114.40	122.70
1	8Q	162	ARG	NE-CZ-NH1	-5.19	117.70	120.30
1	Y	28	GLU	CB-CA-C	5.19	120.78	110.40
1	ak	56	LEU	O-C-N	-5.19	114.39	122.70

Continued on next page...

Continued from previous page...

Mol	Chain	Res	Type	Atoms	Z	Observed(°)	Ideal(°)
1	au	23	TRP	CE2-CD2-CG	-5.19	103.15	107.30
1	aX	23	TRP	CB-CG-CD2	5.19	133.35	126.60
1	b1	187	GLU	OE1-CD-OE2	-5.19	117.07	123.30
1	ba	215	MET	CG-SD-CE	-5.19	91.89	100.20
1	bS	142	VAL	O-C-N	-5.19	114.39	122.70
1	cq	113	GLU	OE1-CD-OE2	-5.19	117.07	123.30
1	cz	215	MET	O-C-N	-5.19	114.39	122.70
1	cH	30	LYS	C-N-CA	5.19	134.68	121.70
1	dE	119	THR	N-CA-CB	5.19	120.16	110.30
1	dK	169	TYR	O-C-N	-5.19	114.39	122.70
1	eB	132	ARG	NH1-CZ-NH2	-5.19	113.69	119.40
1	eB	166	ASP	CB-CG-OD1	-5.19	113.63	118.30
1	f7	51	ASP	CB-CG-OD2	-5.19	113.63	118.30
1	1w	180	GLU	OE1-CD-OE2	-5.19	117.07	123.30
1	y	160	PRO	N-CA-C	5.19	125.60	112.10
1	gK	108	THR	O-C-N	-5.19	114.40	122.70
1	h3	160	PRO	N-CA-C	5.19	125.59	112.10
1	hg	9	GLN	O-C-N	-5.19	114.40	122.70
1	j9	145	TYR	CB-CG-CD2	-5.19	117.89	121.00
1	jt	82	ARG	NH1-CZ-NH2	5.19	125.11	119.40
1	kd	110	THR	CA-CB-CG2	-5.19	105.14	112.40
1	kU	141	ILE	CB-CA-C	5.19	121.98	111.60
1	25	141	ILE	O-C-N	-5.19	114.40	122.70
1	lq	135	ILE	CA-CB-CG2	5.19	121.28	110.90
1	2J	132	ARG	NE-CZ-NH1	-5.19	117.71	120.30
1	2Y	41	SER	N-CA-CB	5.19	118.28	110.50
1	3e	168	PHE	CA-C-O	5.19	131.00	120.10
1	4z	161	PHE	CB-CG-CD1	-5.19	117.17	120.80
1	53	80	TRP	CG-CD1-NE1	-5.19	104.91	110.10
1	5E	173	ARG	NH1-CZ-NH2	-5.19	113.69	119.40
1	5V	167	ARG	NH1-CZ-NH2	-5.19	113.69	119.40
1	66	5	ASN	N-CA-CB	5.19	119.94	110.60
1	7X	96	MET	CG-SD-CE	-5.19	91.90	100.20
1	8s	133	TRP	CB-CG-CD2	-5.19	119.85	126.60
1	9V	100	ARG	CG-CD-NE	-5.19	100.90	111.80
1	1f	78	ALA	N-CA-CB	-5.19	102.84	110.10
1	dq	226	HIS	O-C-N	-5.19	114.40	122.70
1	ee	42	ALA	CB-CA-C	-5.19	102.32	110.10
1	et	227	LYS	N-CA-C	5.19	125.01	111.00
1	fn	206	GLY	N-CA-C	5.19	126.07	113.10
1	fJ	81	ASP	CB-CG-OD1	5.19	122.97	118.30
1	fO	172	LEU	CB-CA-C	-5.19	100.34	110.20

Continued on next page...

Continued from previous page...

Mol	Chain	Res	Type	Atoms	Z	Observed(°)	Ideal(°)
1	fQ	173	ARG	NE-CZ-NH1	5.19	122.89	120.30
1	g3	113	GLU	OE1-CD-OE2	-5.19	117.07	123.30
1	gi	180	GLU	N-CA-CB	5.19	119.94	110.60
1	gC	19	THR	O-C-N	-5.19	114.40	122.70
1	gJ	199	LYS	CA-CB-CG	5.19	124.81	113.40
1	gP	123	PRO	N-CA-CB	5.19	109.53	103.30
1	h9	193	ASN	O-C-N	-5.19	114.40	122.70
1	hc	215	MET	N-CA-CB	-5.19	101.26	110.60
1	hf	96	MET	CA-CB-CG	5.19	122.12	113.30
1	hh	175	GLU	OE1-CD-OE2	-5.19	117.07	123.30
1	hi	7	GLN	N-CA-CB	5.19	119.94	110.60
1	hO	4	GLN	N-CA-CB	5.19	119.94	110.60
1	i6	81	ASP	CB-CG-OD1	5.19	122.97	118.30
1	i6	132	ARG	NH1-CZ-NH2	-5.19	113.69	119.40
1	lO	53	ASN	O-C-N	-5.19	114.40	122.70
1	iz	215	MET	CG-SD-CE	-5.19	91.90	100.20
1	jM	163	ASP	CB-CG-OD1	5.19	122.97	118.30
1	kz	225	GLY	O-C-N	-5.19	114.40	122.70
1	kM	66	MET	CG-SD-CE	-5.19	91.90	100.20
1	lm	13	GLN	N-CA-CB	5.19	119.94	110.60
1	lr	116	GLY	O-C-N	-5.19	114.40	122.70
1	lz	154	ARG	O-C-N	-5.19	114.40	122.70
1	lM	52	LEU	O-C-N	-5.19	114.40	122.70
1	2q	117	TRP	CB-CG-CD2	-5.19	119.86	126.60
1	3d	23	TRP	CA-CB-CG	5.19	123.56	113.70
1	3f	117	TRP	N-CA-CB	5.19	119.94	110.60
1	3y	68	MET	CG-SD-CE	-5.19	91.90	100.20
1	4o	186	THR	CA-CB-OG1	5.19	119.89	109.00
1	5S	166	ASP	CA-CB-CG	5.19	124.81	113.40
1	5Z	55	MET	CA-CB-CG	5.19	122.12	113.30
1	6c	180	GLU	CB-CA-C	-5.19	100.03	110.40
1	6p	28	GLU	O-C-N	-5.19	114.40	122.70
1	6w	180	GLU	O-C-N	-5.19	114.40	122.70
1	6O	70	LYS	O-C-N	-5.19	114.40	122.70
1	7K	143	ARG	NE-CZ-NH1	5.19	122.89	120.30
1	7W	126	VAL	O-C-N	-5.19	114.38	123.20
1	83	145	TYR	CB-CG-CD2	-5.19	117.89	121.00
1	8o	154	ARG	NE-CZ-NH1	5.19	122.89	120.30
1	8r	128	GLU	CG-CD-OE1	5.19	128.68	118.30
1	8v	97	ARG	N-CA-CB	5.19	119.94	110.60
1	8J	38	PRO	N-CA-CB	5.19	109.53	103.30
1	9h	168	PHE	CB-CG-CD1	5.19	124.43	120.80

Continued on next page...

Continued from previous page...

Mol	Chain	Res	Type	Atoms	Z	Observed(°)	Ideal(°)
1	9h	205	LEU	CB-CG-CD1	5.19	119.82	111.00
1	9L	9	GLN	N-CA-CB	5.19	119.94	110.60
1	ac	114	GLN	O-C-N	-5.19	114.40	122.70
1	au	181	VAL	CA-CB-CG1	5.19	118.68	110.90
1	bm	161	PHE	CD1-CG-CD2	5.19	125.04	118.30
1	bN	186	THR	CB-CA-C	-5.19	97.59	111.60
1	cC	117	TRP	CD1-CG-CD2	-5.19	102.15	106.30
1	cK	109	SER	N-CA-CB	5.19	118.28	110.50
1	1h	23	TRP	NE1-CE2-CD2	-5.19	102.11	107.30
1	d1	100	ARG	N-CA-CB	5.19	119.94	110.60
1	dc	145	TYR	CG-CD2-CE2	-5.19	117.15	121.30
1	do	19	THR	CA-CB-CG2	-5.19	105.14	112.40
1	eg	80	TRP	NE1-CE2-CD2	5.19	112.49	107.30
1	ey	16	SER	N-CA-CB	5.19	118.28	110.50
1	eE	26	VAL	CG1-CB-CG2	-5.19	102.60	110.90
1	eJ	196	PRO	N-CD-CG	5.19	110.98	103.20
1	eM	117	TRP	NE1-CE2-CD2	-5.19	102.11	107.30
1	eP	24	VAL	CA-C-O	-5.19	109.21	120.10
1	1A	64	ALA	CB-CA-C	-5.19	102.32	110.10
1	1A	176	GLN	C-N-CA	5.19	134.67	121.70
1	fZ	103	ASP	CB-CG-OD2	5.19	122.97	118.30
1	q	27	VAL	CA-CB-CG2	-5.19	103.12	110.90
1	4	73	ILE	CA-CB-CG2	-5.19	100.52	110.90
1	V	211	LEU	O-C-N	-5.19	114.40	122.70
1	1E	215	MET	CG-SD-CE	-5.19	91.90	100.20
1	hf	167	ARG	NE-CZ-NH1	-5.19	117.71	120.30
1	hJ	145	TYR	CD1-CE1-CZ	-5.19	115.13	119.80
1	hZ	162	ARG	CA-C-O	5.19	130.99	120.10
1	i0	77	ALA	N-CA-CB	-5.19	102.84	110.10
1	ib	104	ILE	CA-CB-CG2	5.19	121.27	110.90
1	1Q	117	TRP	CB-CG-CD1	5.19	133.74	127.00
1	iE	154	ARG	NE-CZ-NH2	-5.19	117.71	120.30
1	j2	97	ARG	O-C-N	-5.19	114.40	122.70
1	kJ	191	VAL	CA-CB-CG1	-5.19	103.12	110.90
1	ld	88	ALA	N-CA-CB	5.19	117.36	110.10
1	2F	100	ARG	CA-CB-CG	5.19	124.81	113.40
1	39	188	THR	CA-CB-CG2	5.19	119.66	112.40
1	3v	3	VAL	CA-CB-CG2	-5.19	103.12	110.90
1	4p	55	MET	O-C-N	-5.19	114.40	122.70
1	4C	100	ARG	NH1-CZ-NH2	-5.19	113.70	119.40
1	4D	189	LEU	O-C-N	-5.19	114.40	122.70
1	4Q	185	MET	CG-SD-CE	-5.19	91.90	100.20

Continued on next page...

Continued from previous page...

Mol	Chain	Res	Type	Atoms	Z	Observed(°)	Ideal(°)
1	4W	161	PHE	CB-CG-CD2	-5.19	117.17	120.80
1	7V	84	HIS	CB-CA-C	-5.19	100.03	110.40
1	8z	168	PHE	CB-CG-CD2	-5.19	117.17	120.80
1	8X	23	TRP	CE2-CD2-CG	-5.19	103.15	107.30
1	a5	212	GLU	OE1-CD-OE2	-5.19	117.08	123.30
1	aW	80	TRP	CZ3-CH2-CZ2	5.19	127.82	121.60
1	bc	196	PRO	N-CD-CG	5.19	110.98	103.20
1	19	157	PRO	O-C-N	-5.19	114.40	122.70
1	bJ	32	PHE	CB-CG-CD2	-5.19	117.17	120.80
1	d8	111	LEU	CB-CG-CD2	-5.19	102.18	111.00
1	dt	205	LEU	CA-C-O	5.19	130.99	120.10
1	dz	180	GLU	CA-CB-CG	5.19	124.81	113.40
1	dP	145	TYR	CB-CG-CD1	5.19	124.11	121.00
1	lo	225	GLY	C-N-CA	5.19	134.66	121.70
1	en	9	GLN	CB-CA-C	-5.19	100.03	110.40
1	fd	32	PHE	CB-CG-CD1	5.19	124.43	120.80
1	fg	189	LEU	CB-CA-C	-5.19	100.35	110.20
1	fE	18	ARG	NE-CZ-NH1	5.19	122.89	120.30
1	g3	203	LYS	N-CA-CB	5.19	119.93	110.60
1	x	34	PRO	N-CD-CG	5.19	110.98	103.20
1	I	129	ILE	O-C-N	-5.19	114.40	122.70
1	X	86	VAL	CG1-CB-CG2	-5.19	102.60	110.90
1	1C	118	MET	C-N-CA	5.18	134.66	121.70
1	gt	221	VAL	O-C-N	-5.18	114.39	123.20
1	gI	154	ARG	NE-CZ-NH1	5.18	122.89	120.30
1	h5	42	ALA	CB-CA-C	-5.18	102.32	110.10
1	hh	136	LEU	CB-CG-CD2	-5.18	102.19	111.00
1	hM	119	THR	N-CA-CB	5.18	120.15	110.30
1	hU	154	ARG	NE-CZ-NH2	5.18	122.89	120.30
1	i0	197	ASP	CB-CG-OD1	5.18	122.97	118.30
1	iA	131	LYS	N-CA-CB	-5.18	101.27	110.60
1	iF	103	ASP	CB-CG-OD1	5.18	122.97	118.30
1	iI	171	THR	O-C-N	-5.18	114.41	122.70
1	iQ	146	SER	CA-C-O	-5.18	109.21	120.10
1	iW	227	LYS	O-C-N	-5.18	114.40	122.70
1	iZ	169	TYR	CB-CG-CD2	5.18	124.11	121.00
1	jf	165	VAL	CG1-CB-CG2	-5.18	102.61	110.90
1	kg	128	GLU	CA-CB-CG	5.18	124.81	113.40
1	jn	23	TRP	CH2-CZ2-CE2	5.18	122.58	117.40
1	k2	39	MET	CG-SD-CE	-5.18	91.90	100.20
1	k3	19	THR	CA-C-O	5.18	130.99	120.10
1	kc	146	SER	N-CA-CB	5.18	118.28	110.50

Continued on next page...

Continued from previous page...

Mol	Chain	Res	Type	Atoms	Z	Observed(°)	Ideal(°)
1	kq	120	HIS	O-C-N	-5.18	114.40	122.70
1	lb	184	TRP	CB-CG-CD1	-5.18	120.26	127.00
1	27	162	ARG	NH1-CZ-NH2	-5.18	113.70	119.40
1	lz	168	PHE	N-CA-CB	-5.18	101.27	110.60
1	lQ	145	TYR	CB-CG-CD2	5.18	124.11	121.00
1	2c	81	ASP	CB-CG-OD2	-5.18	113.63	118.30
1	2r	18	ARG	NH1-CZ-NH2	-5.18	113.70	119.40
1	2A	105	ALA	CB-CA-C	-5.18	102.32	110.10
1	2L	154	ARG	NH1-CZ-NH2	5.18	125.10	119.40
1	3n	167	ARG	NH1-CZ-NH2	-5.18	113.70	119.40
1	3q	117	TRP	CB-CG-CD1	-5.18	120.26	127.00
1	3C	39	MET	CG-SD-CE	-5.18	91.91	100.20
1	3W	74	ASN	C-N-CA	5.18	134.66	121.70
1	4j	20	LEU	O-C-N	-5.18	114.40	122.70
1	4l	101	GLY	O-C-N	-5.18	114.41	122.70
1	4J	3	VAL	CA-CB-CG2	-5.18	103.12	110.90
1	5c	143	ARG	NE-CZ-NH2	-5.18	117.71	120.30
1	5Q	167	ARG	CG-CD-NE	-5.18	100.91	111.80
1	5W	31	ALA	N-CA-CB	-5.18	102.84	110.10
1	5X	80	TRP	CE2-CD2-CG	-5.18	103.15	107.30
1	6j	109	SER	N-CA-CB	5.18	118.28	110.50
1	6n	47	ALA	O-C-N	-5.18	114.40	122.70
1	75	20	LEU	CB-CG-CD2	5.18	119.81	111.00
1	7q	198	CYS	N-CA-CB	5.18	119.93	110.60
1	7t	23	TRP	CA-CB-CG	5.18	123.55	113.70
1	7S	218	CYS	N-CA-CB	5.18	119.93	110.60
1	7W	157	PRO	N-CD-CG	5.18	110.98	103.20
1	8g	165	VAL	O-C-N	-5.18	114.40	122.70
1	8w	24	VAL	CA-CB-CG1	5.18	118.68	110.90
1	8D	15	ILE	O-C-N	-5.18	114.41	122.70
1	8F	25	LYS	O-C-N	-5.18	114.40	122.70
1	8L	215	MET	O-C-N	-5.18	114.41	122.70
1	8X	18	ARG	NH1-CZ-NH2	-5.18	113.70	119.40
1	9o	58	THR	N-CA-CB	5.18	120.15	110.30
1	9w	66	MET	CG-SD-CE	-5.18	91.91	100.20
1	9K	164	TYR	CG-CD1-CE1	-5.18	117.15	121.30
1	ac	204	ALA	N-CA-CB	-5.18	102.84	110.10
1	ar	103	ASP	CB-CA-C	-5.18	100.03	110.40
1	aS	133	TRP	CH2-CZ2-CE2	-5.18	112.22	117.40
1	bg	165	VAL	CA-CB-CG1	5.18	118.67	110.90
1	bi	81	ASP	CB-CG-OD1	5.18	122.97	118.30
1	bl	44	SER	N-CA-CB	5.18	118.28	110.50

Continued on next page...

Continued from previous page...

Mol	Chain	Res	Type	Atoms	Z	Observed(°)	Ideal(°)
1	bv	183	ASN	O-C-N	-5.18	114.41	122.70
1	bQ	161	PHE	CG-CD1-CE1	5.18	126.50	120.80
1	c8	23	TRP	CA-CB-CG	5.18	123.55	113.70
1	c9	27	VAL	O-C-N	-5.18	114.41	122.70
1	cd	145	TYR	CD1-CG-CD2	5.18	123.60	117.90
1	ld	32	PHE	CB-CG-CD2	-5.18	117.17	120.80
1	cJ	19	THR	OG1-CB-CG2	-5.18	98.08	110.00
1	dM	80	TRP	CD2-CE2-CZ2	-5.18	116.08	122.30
1	dR	143	ARG	CG-CD-NE	-5.18	100.91	111.80
1	ev	169	TYR	CB-CG-CD1	-5.18	117.89	121.00
1	eL	13	GLN	CG-CD-OE1	-5.18	111.23	121.60
1	fa	23	TRP	CG-CD1-NE1	-5.18	104.92	110.10
1	fi	11	VAL	CA-CB-CG1	5.18	118.67	110.90
1	fB	154	ARG	N-CA-CB	5.18	119.93	110.60
1	fG	100	ARG	CG-CD-NE	-5.18	100.91	111.80
1	fT	161	PHE	CB-CG-CD2	5.18	124.43	120.80
1	N	140	LYS	CB-CA-C	-5.18	100.03	110.40
1	O	107	THR	N-CA-CB	5.18	120.15	110.30
1	ge	166	ASP	CB-CG-OD1	5.18	122.96	118.30
1	gu	124	ILE	N-CA-CB	-5.18	98.88	110.80
1	gI	83	LEU	CB-CG-CD2	-5.18	102.19	111.00
1	hu	143	ARG	NE-CZ-NH2	-5.18	117.71	120.30
1	hB	97	ARG	NE-CZ-NH2	5.18	122.89	120.30
1	hD	81	ASP	N-CA-C	5.18	124.99	111.00
1	hY	196	PRO	N-CA-CB	5.18	109.52	103.30
1	ic	71	GLU	CB-CA-C	-5.18	100.03	110.40
1	iP	173	ARG	CG-CD-NE	-5.18	100.92	111.80
1	ju	35	GLU	OE1-CD-OE2	-5.18	117.08	123.30
1	jC	63	GLN	O-C-N	-5.18	114.41	122.70
1	jR	162	ARG	NE-CZ-NH2	-5.18	117.71	120.30
1	jU	202	LEU	CB-CG-CD1	5.18	119.81	111.00
1	k1	188	THR	O-C-N	-5.18	114.41	122.70
1	k3	82	ARG	NE-CZ-NH2	-5.18	117.71	120.30
1	k7	18	ARG	NE-CZ-NH1	-5.18	117.71	120.30
1	kG	197	ASP	CB-CG-OD2	5.18	122.97	118.30
1	kH	188	THR	O-C-N	-5.18	114.41	122.70
1	l7	221	VAL	CA-CB-CG2	5.18	118.67	110.90
1	la	143	ARG	CD-NE-CZ	-5.18	116.34	123.60
1	lc	145	TYR	CB-CG-CD2	5.18	124.11	121.00
1	lm	168	PHE	CB-CG-CD2	5.18	124.43	120.80
1	lD	119	THR	O-C-N	-5.18	114.41	122.70
1	lH	11	VAL	CA-CB-CG1	5.18	118.67	110.90

Continued on next page...

Continued from previous page...

Mol	Chain	Res	Type	Atoms	Z	Observed(°)	Ideal(°)
1	1J	152	ASP	CB-CG-OD2	5.18	122.96	118.30
1	2p	204	ALA	CB-CA-C	-5.18	102.33	110.10
1	2q	141	ILE	O-C-N	-5.18	114.41	122.70
1	3w	11	VAL	CG1-CB-CG2	5.18	119.19	110.90
1	3G	202	LEU	O-C-N	-5.18	114.41	122.70
1	3L	36	VAL	CA-CB-CG1	5.18	118.67	110.90
1	3R	161	PHE	CB-CG-CD2	5.18	124.43	120.80
1	43	47	ALA	O-C-N	-5.18	114.41	122.70
1	4l	229	ARG	NE-CZ-NH2	-5.18	117.71	120.30
1	4p	175	GLU	CA-CB-CG	5.18	124.80	113.40
1	4F	143	ARG	NE-CZ-NH2	5.18	122.89	120.30
1	4J	140	LYS	O-C-N	-5.18	114.41	122.70
1	4J	189	LEU	O-C-N	-5.18	114.41	122.70
1	4Q	151	LEU	CB-CG-CD1	5.18	119.81	111.00
1	4Q	190	LEU	CB-CG-CD1	-5.18	102.19	111.00
1	4T	205	LEU	CB-CA-C	-5.18	100.36	110.20
1	5b	75	GLU	O-C-N	-5.18	114.41	122.70
1	5i	80	TRP	CD1-CG-CD2	-5.18	102.15	106.30
1	6l	92	GLU	N-CA-C	-5.18	97.01	111.00
1	6G	100	ARG	CG-CD-NE	-5.18	100.92	111.80
1	8a	166	ASP	CA-CB-CG	5.18	124.80	113.40
1	8X	229	ARG	NH1-CZ-NH2	-5.18	113.70	119.40
1	9l	190	LEU	C-N-CA	5.18	134.66	121.70
1	93	40	PHE	CB-CG-CD1	5.18	124.43	120.80
1	9j	58	THR	CA-CB-CG2	-5.18	105.14	112.40
1	9P	54	THR	N-CA-CB	5.18	120.15	110.30
1	9R	23	TRP	NE1-CE2-CZ2	-5.18	124.70	130.40
1	ab	82	ARG	NE-CZ-NH1	5.18	122.89	120.30
1	ab	209	ALA	O-C-N	-5.18	114.41	122.70
1	aC	159	GLU	N-CA-CB	5.18	119.93	110.60
1	aZ	100	ARG	CG-CD-NE	-5.18	100.92	111.80
1	16	149	SER	N-CA-CB	5.18	118.27	110.50
1	ba	155	GLN	N-CA-CB	5.18	119.93	110.60
1	bd	145	TYR	CB-CG-CD2	-5.18	117.89	121.00
1	bf	173	ARG	NE-CZ-NH2	-5.18	117.71	120.30
1	bh	104	ILE	CB-CA-C	5.18	121.97	111.60
1	bo	133	TRP	CZ3-CH2-CZ2	-5.18	115.38	121.60
1	br	224	PRO	N-CD-CG	5.18	110.97	103.20
1	bF	133	TRP	CB-CG-CD1	-5.18	120.26	127.00
1	cm	166	ASP	N-CA-CB	-5.18	101.27	110.60
1	cD	138	LEU	CB-CG-CD1	5.18	119.81	111.00
1	cJ	18	ARG	NE-CZ-NH1	5.18	122.89	120.30

Continued on next page...

Continued from previous page...

Mol	Chain	Res	Type	Atoms	Z	Observed(°)	Ideal(°)
1	cO	231	LEU	CB-CA-C	-5.18	100.35	110.20
1	cP	214	MET	CG-SD-CE	-5.18	91.91	100.20
1	cV	211	LEU	O-C-N	-5.18	114.41	122.70
1	li	185	MET	N-CA-CB	-5.18	101.27	110.60
1	dw	10	MET	O-C-N	-5.18	114.41	122.70
1	e0	224	PRO	C-N-CA	5.18	133.18	122.30
1	ea	108	THR	OG1-CB-CG2	-5.18	98.08	110.00
1	eQ	138	LEU	CB-CG-CD1	-5.18	102.19	111.00
1	fu	43	LEU	CB-CG-CD1	-5.18	102.19	111.00
1	fW	185	MET	CA-CB-CG	5.18	122.11	113.30
1	g4	36	VAL	N-CA-CB	-5.18	100.10	111.50
1	g6	228	ALA	O-C-N	-5.18	114.41	122.70
1	q	130	TYR	CD1-CG-CD2	5.18	123.60	117.90
1	G	145	TYR	CG-CD2-CE2	-5.18	117.15	121.30
1	g8	167	ARG	CD-NE-CZ	5.18	130.85	123.60
1	hl	187	GLU	OE1-CD-OE2	-5.18	117.08	123.30
1	ic	108	THR	CA-CB-CG2	-5.18	105.15	112.40
1	iU	184	TRP	CB-CG-CD2	5.18	133.34	126.60
1	je	141	ILE	O-C-N	-5.18	114.41	122.70
1	jk	69	LEU	CB-CG-CD2	5.18	119.81	111.00
1	k0	231	LEU	CB-CG-CD1	-5.18	102.19	111.00
1	kp	213	GLU	OE1-CD-OE2	-5.18	117.08	123.30
1	2z	168	PHE	CB-CG-CD2	5.18	124.43	120.80
1	2I	154	ARG	CG-CD-NE	-5.18	100.92	111.80
1	37	19	THR	N-CA-CB	5.18	120.14	110.30
1	3y	133	TRP	CB-CG-CD2	-5.18	119.86	126.60
1	3E	58	THR	CA-CB-CG2	-5.18	105.15	112.40
1	4K	151	LEU	O-C-N	-5.18	114.41	122.70
1	5w	142	VAL	CG1-CB-CG2	-5.18	102.61	110.90
1	6k	105	ALA	C-N-CA	5.18	133.18	122.30
1	6k	143	ARG	NH1-CZ-NH2	-5.18	113.70	119.40
1	70	161	PHE	CB-CG-CD2	5.18	124.43	120.80
1	8B	217	ALA	N-CA-CB	-5.18	102.85	110.10
1	8Y	169	TYR	CB-CG-CD2	-5.18	117.89	121.00
1	9g	143	ARG	CG-CD-NE	-5.18	100.92	111.80
1	9t	84	HIS	CA-CB-CG	-5.18	104.79	113.60
1	9G	99	PRO	N-CA-CB	5.18	109.52	103.30
1	c8	172	LEU	CB-CG-CD2	-5.18	102.19	111.00
1	cv	132	ARG	NH1-CZ-NH2	-5.18	113.70	119.40
1	cy	165	VAL	CG1-CB-CG2	-5.18	102.61	110.90
1	cZ	6	LEU	N-CA-C	5.18	124.99	111.00
1	e3	81	ASP	CB-CG-OD1	5.18	122.96	118.30

Continued on next page...

Continued from previous page...

Mol	Chain	Res	Type	Atoms	Z	Observed(°)	Ideal(°)
1	e3	196	PRO	N-CD-CG	5.18	110.97	103.20
1	ee	47	ALA	CB-CA-C	-5.18	102.33	110.10
1	eL	163	ASP	CB-CG-OD2	-5.18	113.64	118.30
1	fk	72	THR	N-CA-CB	5.18	120.14	110.30
1	A	188	THR	CA-CB-OG1	5.18	119.88	109.00
1	M	194	ALA	O-C-N	-5.18	114.41	122.70
1	V	11	VAL	CG1-CB-CG2	-5.18	102.61	110.90
1	gQ	130	TYR	CG-CD1-CE1	-5.18	117.16	121.30
1	h0	56	LEU	N-CA-CB	-5.18	100.04	110.40
1	h7	189	LEU	CB-CA-C	5.18	120.04	110.20
1	ha	50	GLN	N-CA-CB	5.18	119.92	110.60
1	hd	207	PRO	O-C-N	-5.18	114.41	122.70
1	hs	184	TRP	CD1-NE1-CE2	-5.18	104.34	109.00
1	hy	113	GLU	CB-CG-CD	-5.18	100.22	114.20
1	hQ	100	ARG	NE-CZ-NH2	5.18	122.89	120.30
1	i6	212	GLU	OE1-CD-OE2	-5.18	117.08	123.30
1	ia	130	TYR	CZ-CE2-CD2	5.18	124.46	119.80
1	iC	62	HIS	O-C-N	-5.18	114.41	122.70
1	iT	104	ILE	O-C-N	-5.18	114.41	122.70
1	iX	194	ALA	O-C-N	-5.18	114.41	122.70
1	iY	132	ARG	CG-CD-NE	-5.18	100.92	111.80
1	jl	119	THR	C-N-CA	5.18	134.65	121.70
1	jo	100	ARG	NE-CZ-NH2	-5.18	117.71	120.30
1	jJ	217	ALA	CB-CA-C	-5.18	102.33	110.10
1	ke	200	THR	O-C-N	-5.18	114.41	122.70
1	lj	169	TYR	CD1-CE1-CZ	5.18	124.46	119.80
1	lk	168	PHE	CB-CG-CD1	-5.18	117.17	120.80
1	lK	184	TRP	CE2-CD2-CG	-5.18	103.16	107.30
1	lR	142	VAL	CG1-CB-CG2	-5.18	102.61	110.90
1	2q	10	MET	CA-CB-CG	5.18	122.11	113.30
1	2Z	13	GLN	N-CA-CB	-5.18	101.28	110.60
1	35	191	VAL	CB-CA-C	-5.18	101.56	111.40
1	39	117	TRP	CB-CG-CD2	-5.18	119.87	126.60
1	3j	190	LEU	CB-CG-CD2	5.18	119.81	111.00
1	3m	166	ASP	CB-CG-OD2	5.18	122.96	118.30
1	3p	204	ALA	N-CA-CB	-5.18	102.85	110.10
1	4f	159	GLU	OE1-CD-OE2	-5.18	117.08	123.30
1	4B	23	TRP	CB-CG-CD2	5.18	133.33	126.60
1	4V	217	ALA	N-CA-CB	-5.18	102.85	110.10
1	5C	37	ILE	CA-C-N	5.18	131.60	117.10
1	5C	64	ALA	CB-CA-C	5.18	117.87	110.10
1	5W	98	GLU	OE1-CD-OE2	-5.18	117.09	123.30

Continued on next page...

Continued from previous page...

Mol	Chain	Res	Type	Atoms	Z	Observed(°)	Ideal(°)
1	67	147	PRO	N-CD-CG	5.18	110.97	103.20
1	6j	177	ALA	N-CA-CB	5.18	117.35	110.10
1	6R	80	TRP	CB-CG-CD2	5.18	133.33	126.60
1	6Y	133	TRP	CD1-NE1-CE2	-5.18	104.34	109.00
1	7b	164	TYR	CB-CG-CD2	-5.18	117.89	121.00
1	7h	59	VAL	CA-CB-CG1	5.18	118.67	110.90
1	7x	149	SER	O-C-N	-5.18	114.41	122.70
1	7I	145	TYR	CB-CG-CD1	-5.18	117.89	121.00
1	8i	18	ARG	NE-CZ-NH2	5.18	122.89	120.30
1	8t	164	TYR	CB-CA-C	5.18	120.76	110.40
1	8y	79	GLU	OE1-CD-OE2	-5.18	117.08	123.30
1	8A	215	MET	CA-CB-CG	5.18	122.11	113.30
1	8W	164	TYR	CD1-CG-CD2	5.18	123.60	117.90
1	9l	58	THR	OG1-CB-CG2	-5.18	98.09	110.00
1	9C	165	VAL	CG1-CB-CG2	-5.18	102.61	110.90
1	9F	208	ALA	CB-CA-C	5.18	117.87	110.10
1	9N	145	TYR	CB-CG-CD2	-5.18	117.89	121.00
1	ai	114	GLN	CG-CD-OE1	-5.18	111.24	121.60
1	aZ	82	ARG	NH1-CZ-NH2	-5.18	113.70	119.40
1	bx	167	ARG	O-C-N	-5.18	114.41	122.70
1	bA	151	LEU	CB-CA-C	5.18	120.04	110.20
1	bK	167	ARG	CB-CG-CD	5.18	125.07	111.60
1	bR	24	VAL	CA-CB-CG2	5.18	118.67	110.90
1	cl	23	TRP	CZ3-CH2-CZ2	-5.18	115.38	121.60
1	cH	63	GLN	O-C-N	-5.18	114.41	122.70
1	cR	44	SER	C-N-CA	5.18	134.65	121.70
1	cV	119	THR	CA-CB-CG2	-5.18	105.15	112.40
1	cY	4	GLN	CA-CB-CG	-5.18	102.00	113.40
1	lj	82	ARG	CG-CD-NE	-5.18	100.92	111.80
1	di	65	ALA	CB-CA-C	-5.18	102.33	110.10
1	dB	184	TRP	CB-CG-CD2	-5.18	119.87	126.60
1	dN	69	LEU	CB-CG-CD1	-5.18	102.20	111.00
1	dR	167	ARG	CA-CB-CG	5.18	124.80	113.40
1	en	169	TYR	CB-CG-CD2	-5.18	117.89	121.00
1	eE	143	ARG	CD-NE-CZ	5.18	130.85	123.60
1	eM	113	GLU	OE1-CD-OE2	-5.18	117.08	123.30
1	eZ	117	TRP	CG-CD1-NE1	-5.18	104.92	110.10
1	fl	164	TYR	CG-CD1-CE1	5.18	125.44	121.30
1	fa	169	TYR	CB-CG-CD2	5.18	124.11	121.00
1	fj	103	ASP	CB-CG-OD1	5.18	122.96	118.30
1	fM	40	PHE	CB-CG-CD1	-5.18	117.17	120.80
1	fV	197	ASP	CB-CG-OD1	5.18	122.96	118.30

Continued on next page...

Continued from previous page...

Mol	Chain	Res	Type	Atoms	Z	Observed(°)	Ideal(°)
1	d	33	SER	N-CA-CB	5.18	118.27	110.50
1	V	36	VAL	CA-CB-CG1	5.18	118.67	110.90
1	ha	55	MET	CA-CB-CG	5.18	122.10	113.30
1	i6	130	TYR	CB-CG-CD1	-5.18	117.89	121.00
1	im	212	GLU	CG-CD-OE2	5.18	128.66	118.30
1	iD	173	ARG	CD-NE-CZ	5.18	130.85	123.60
1	iT	161	PHE	CB-CG-CD2	-5.18	117.18	120.80
1	jS	152	ASP	CB-CG-OD1	5.18	122.96	118.30
1	ks	162	ARG	NE-CZ-NH2	-5.18	117.71	120.30
1	kz	35	GLU	O-C-N	-5.18	114.42	122.70
1	kD	229	ARG	CG-CD-NE	-5.18	100.93	111.80
1	3t	173	ARG	NE-CZ-NH2	-5.18	117.71	120.30
1	4h	117	TRP	CH2-CZ2-CE2	5.18	122.58	117.40
1	4B	161	PHE	CD1-CG-CD2	5.18	125.03	118.30
1	4F	47	ALA	O-C-N	-5.18	114.42	122.70
1	5k	95	GLN	CA-CB-CG	5.18	124.79	113.40
1	7f	56	LEU	O-C-N	-5.18	114.42	122.70
1	7Q	218	CYS	CB-CA-C	5.18	120.76	110.40
1	7V	50	GLN	C-N-CA	5.18	134.65	121.70
1	9u	230	VAL	CG1-CB-CG2	5.18	119.18	110.90
1	9x	132	ARG	NE-CZ-NH2	-5.18	117.71	120.30
1	9A	151	LEU	CB-CG-CD2	5.18	119.80	111.00
1	9L	130	TYR	CZ-CE2-CD2	5.18	124.46	119.80
1	9L	153	ILE	CA-CB-CG1	5.18	120.84	111.00
1	aP	27	VAL	O-C-N	-5.18	114.42	122.70
1	bs	152	ASP	CB-CG-OD1	-5.18	113.64	118.30
1	c8	19	THR	CA-CB-CG2	-5.18	105.15	112.40
1	1d	108	THR	O-C-N	-5.18	114.42	122.70
1	ci	111	LEU	CB-CA-C	5.18	120.04	110.20
1	dj	191	VAL	O-C-N	-5.18	114.41	122.70
1	dv	93	PRO	N-CA-CB	5.18	109.51	103.30
1	dQ	177	ALA	N-CA-CB	5.18	117.35	110.10
1	dT	60	GLY	CA-C-N	5.18	126.56	116.20
1	eP	164	TYR	CZ-CE2-CD2	-5.18	115.14	119.80
1	fa	140	LYS	O-C-N	-5.18	114.42	122.70
1	fT	161	PHE	CG-CD1-CE1	5.18	126.50	120.80
1	S	66	MET	O-C-N	-5.18	114.42	122.70
1	gz	144	MET	CA-CB-CG	5.18	122.10	113.30
1	1G	56	LEU	CB-CG-CD1	-5.18	102.20	111.00
1	hd	163	ASP	CA-CB-CG	-5.18	102.01	113.40
1	hn	168	PHE	CD1-CG-CD2	-5.18	111.57	118.30
1	hA	182	LYS	N-CA-C	5.18	124.98	111.00

Continued on next page...

Continued from previous page...

Mol	Chain	Res	Type	Atoms	Z	Observed(°)	Ideal(°)
1	hF	75	GLU	OE1-CD-OE2	-5.18	117.09	123.30
1	hN	221	VAL	CA-CB-CG2	-5.18	103.13	110.90
1	i8	29	GLU	O-C-N	-5.18	114.42	122.70
1	i9	68	MET	CG-SD-CE	-5.18	91.92	100.20
1	ic	82	ARG	NH1-CZ-NH2	-5.18	113.71	119.40
1	ip	197	ASP	CB-CG-OD1	-5.18	113.64	118.30
1	j1	167	ARG	NE-CZ-NH2	5.18	122.89	120.30
1	jr	164	TYR	N-CA-CB	-5.18	101.28	110.60
1	k7	20	LEU	CB-CG-CD1	-5.18	102.20	111.00
1	ke	80	TRP	CH2-CZ2-CE2	-5.18	112.22	117.40
1	kg	154	ARG	NH1-CZ-NH2	-5.18	113.71	119.40
1	km	130	TYR	CG-CD1-CE1	-5.18	117.16	121.30
1	km	133	TRP	CB-CG-CD1	5.18	133.73	127.00
1	kn	52	LEU	O-C-N	-5.18	114.42	122.70
1	kv	161	PHE	CZ-CE2-CD2	5.18	126.31	120.10
1	kO	22	ALA	O-C-N	-5.18	114.42	122.70
1	lF	169	TYR	CB-CG-CD2	-5.18	117.89	121.00
1	lQ	97	ARG	NE-CZ-NH2	-5.18	117.71	120.30
1	2S	141	ILE	CB-CA-C	-5.18	101.25	111.60
1	2W	86	VAL	CA-CB-CG2	-5.18	103.13	110.90
1	2Z	10	MET	CA-C-O	-5.18	109.23	120.10
1	3a	76	GLU	O-C-N	-5.18	114.42	122.70
1	3b	47	ALA	CB-CA-C	-5.18	102.33	110.10
1	3f	18	ARG	NE-CZ-NH1	5.18	122.89	120.30
1	3m	56	LEU	O-C-N	-5.18	114.42	122.70
1	3v	109	SER	N-CA-CB	5.18	118.27	110.50
1	3F	169	TYR	CD1-CG-CD2	5.18	123.59	117.90
1	3Z	82	ARG	N-CA-CB	-5.18	101.28	110.60
1	47	40	PHE	CB-CG-CD1	-5.18	117.18	120.80
1	4S	184	TRP	CB-CG-CD1	-5.18	120.27	127.00
1	4Y	202	LEU	CB-CA-C	5.18	120.03	110.20
1	57	32	PHE	O-C-N	-5.18	114.42	122.70
1	5m	96	MET	CB-CA-C	-5.18	100.05	110.40
1	5Y	82	ARG	NE-CZ-NH1	5.18	122.89	120.30
1	67	152	ASP	CB-CG-OD2	5.18	122.96	118.30
1	6h	167	ARG	CG-CD-NE	-5.18	100.93	111.80
1	6t	152	ASP	CB-CG-OD1	5.18	122.96	118.30
1	6A	84	HIS	CA-CB-CG	-5.18	104.80	113.60
1	6C	121	ASN	CA-CB-CG	-5.18	102.01	113.40
1	6X	150	ILE	C-N-CA	5.18	134.64	121.70
1	79	28	GLU	OE1-CD-OE2	-5.18	117.09	123.30
1	7l	163	ASP	CB-CG-OD1	-5.18	113.64	118.30

Continued on next page...

Continued from previous page...

Mol	Chain	Res	Type	Atoms	Z	Observed(°)	Ideal(°)
1	7r	173	ARG	NH1-CZ-NH2	-5.18	113.71	119.40
1	8W	96	MET	CG-SD-CE	-5.18	91.92	100.20
1	9i	80	TRP	NE1-CE2-CZ2	5.18	136.09	130.40
1	9q	32	PHE	CG-CD1-CE1	-5.18	115.11	120.80
1	9w	117	TRP	CD1-CG-CD2	5.18	110.44	106.30
1	9y	164	TYR	CB-CG-CD1	-5.18	117.89	121.00
1	9V	184	TRP	CG-CD2-CE3	5.18	138.56	133.90
1	a4	165	VAL	CG1-CB-CG2	-5.18	102.62	110.90
1	ai	81	ASP	CB-CG-OD1	5.18	122.96	118.30
1	14	191	VAL	CA-CB-CG2	-5.18	103.13	110.90
1	cc	51	ASP	CB-CG-OD2	-5.18	113.64	118.30
1	cl	23	TRP	CE3-CZ3-CH2	5.18	126.89	121.20
1	cl	26	VAL	CA-CB-CG1	5.18	118.67	110.90
1	cq	40	PHE	CB-CG-CD1	5.18	124.42	120.80
1	cG	42	ALA	N-CA-CB	-5.18	102.85	110.10
1	cL	214	MET	CG-SD-CE	-5.18	91.92	100.20
1	d0	167	ARG	NH1-CZ-NH2	-5.18	113.71	119.40
1	dc	198	CYS	N-CA-CB	5.18	119.92	110.60
1	dv	72	THR	O-C-N	-5.18	114.42	122.70
1	dS	97	ARG	NE-CZ-NH1	5.18	122.89	120.30
1	e9	207	PRO	N-CA-CB	-5.18	96.91	102.60
1	e9	210	THR	O-C-N	-5.18	114.42	122.70
1	eu	40	PHE	CB-CG-CD2	5.18	124.42	120.80
1	eC	54	THR	CA-CB-CG2	-5.18	105.15	112.40
1	eX	167	ARG	NH1-CZ-NH2	-5.18	113.71	119.40
1	fc	7	GLN	C-N-CA	5.18	133.17	122.30
1	fL	36	VAL	CG1-CB-CG2	-5.18	102.62	110.90
1	fN	27	VAL	CA-CB-CG1	5.18	118.66	110.90
1	lz	161	PHE	CG-CD1-CE1	5.18	126.49	120.80
1	q	230	VAL	CA-C-O	5.18	130.97	120.10
1	A	15	ILE	O-C-N	-5.18	114.42	122.70
1	U	195	ASN	O-C-N	-5.18	111.26	121.10
1	X	32	PHE	N-CA-CB	5.18	119.92	110.60
1	h2	182	LYS	O-C-N	-5.17	114.42	122.70
1	h8	186	THR	CA-CB-CG2	-5.17	105.16	112.40
1	hq	196	PRO	N-CA-C	5.17	125.55	112.10
1	hr	23	TRP	CA-CB-CG	5.17	123.53	113.70
1	hB	97	ARG	NH1-CZ-NH2	-5.17	113.71	119.40
1	hE	55	MET	CG-SD-CE	-5.17	91.92	100.20
1	hV	30	LYS	CB-CA-C	-5.17	100.05	110.40
1	i6	31	ALA	CB-CA-C	5.17	117.86	110.10
1	ic	197	ASP	CB-CG-OD1	5.17	122.96	118.30

Continued on next page...

Continued from previous page...

Mol	Chain	Res	Type	Atoms	Z	Observed(°)	Ideal(°)
1	iy	18	ARG	NE-CZ-NH1	5.17	122.89	120.30
1	iN	9	GLN	O-C-N	-5.17	114.42	122.70
1	1S	32	PHE	CB-CG-CD2	-5.17	117.18	120.80
1	iU	55	MET	CG-SD-CE	-5.17	91.92	100.20
1	iX	221	VAL	CA-CB-CG1	5.17	118.66	110.90
1	1Y	212	GLU	OE1-CD-OE2	-5.17	117.09	123.30
1	20	97	ARG	NE-CZ-NH1	5.17	122.89	120.30
1	22	209	ALA	CB-CA-C	5.17	117.86	110.10
1	kA	135	ILE	CB-CA-C	5.17	121.95	111.60
1	kB	189	LEU	O-C-N	-5.17	114.42	122.70
1	kC	167	ARG	N-CA-C	5.17	124.97	111.00
1	kG	52	LEU	C-N-CA	5.17	134.64	121.70
1	kL	36	VAL	C-N-CA	5.17	134.64	121.70
1	kO	48	THR	CA-C-O	-5.17	109.23	120.10
1	kY	36	VAL	CA-CB-CG2	-5.17	103.14	110.90
1	lz	143	ARG	CD-NE-CZ	5.17	130.84	123.60
1	2e	39	MET	CG-SD-CE	-5.17	91.92	100.20
1	2K	168	PHE	CB-CG-CD2	-5.17	117.18	120.80
1	2L	36	VAL	CA-CB-CG2	-5.17	103.14	110.90
1	30	43	LEU	CB-CG-CD2	5.17	119.80	111.00
1	3n	144	MET	CG-SD-CE	-5.17	91.92	100.20
1	3G	167	ARG	NE-CZ-NH2	-5.17	117.71	120.30
1	4a	217	ALA	O-C-N	-5.17	114.42	122.70
1	4z	18	ARG	NH1-CZ-NH2	-5.17	113.71	119.40
1	5v	38	PRO	N-CA-CB	5.17	109.51	103.30
1	5K	92	GLU	OE1-CD-OE2	-5.17	117.09	123.30
1	5N	124	ILE	N-CA-CB	5.17	122.70	110.80
1	65	210	THR	CA-CB-CG2	-5.17	105.16	112.40
1	6o	215	MET	CA-CB-CG	-5.17	104.50	113.30
1	7R	231	LEU	N-CA-C	-5.17	97.03	111.00
1	8V	145	TYR	CB-CG-CD1	-5.17	117.89	121.00
1	8Z	47	ALA	N-CA-CB	-5.17	102.86	110.10
1	92	42	ALA	CB-CA-C	5.17	117.86	110.10
1	9o	161	PHE	CB-CG-CD1	-5.17	117.18	120.80
1	a6	211	LEU	N-CA-C	5.17	124.97	111.00
1	aa	11	VAL	O-C-N	-5.17	114.42	122.70
1	aP	184	TRP	CE2-CD2-CG	-5.17	103.16	107.30
1	bc	59	VAL	N-CA-C	5.17	124.97	111.00
1	bc	179	GLN	N-CA-CB	-5.17	101.28	110.60
1	bv	117	TRP	CD1-CG-CD2	5.17	110.44	106.30
1	bW	143	ARG	NH1-CZ-NH2	-5.17	113.71	119.40
1	bY	184	TRP	CG-CD2-CE3	-5.17	129.24	133.90

Continued on next page...

Continued from previous page...

Mol	Chain	Res	Type	Atoms	Z	Observed(°)	Ideal(°)
1	c8	132	ARG	CD-NE-CZ	-5.17	116.36	123.60
1	cf	86	VAL	CA-CB-CG2	-5.17	103.14	110.90
1	ck	211	LEU	CB-CG-CD2	5.17	119.80	111.00
1	cq	180	GLU	OE1-CD-OE2	-5.17	117.09	123.30
1	cs	165	VAL	CA-CB-CG1	5.17	118.66	110.90
1	cE	42	ALA	O-C-N	-5.17	114.42	122.70
1	cF	130	TYR	CD1-CE1-CZ	-5.17	115.14	119.80
1	cH	92	GLU	CA-C-N	5.17	131.59	117.10
1	db	37	ILE	CB-CA-C	5.17	121.95	111.60
1	dr	87	HIS	CA-CB-CG	-5.17	104.80	113.60
1	dx	164	TYR	CB-CG-CD2	-5.17	117.90	121.00
1	ll	65	ALA	O-C-N	-5.17	114.42	122.70
1	dy	100	ARG	NE-CZ-NH1	5.17	122.89	120.30
1	dP	163	ASP	CB-CG-OD1	-5.17	113.64	118.30
1	dW	97	ARG	CA-CB-CG	5.17	124.78	113.40
1	em	20	LEU	CA-CB-CG	5.17	127.20	115.30
1	lr	185	MET	CA-CB-CG	5.17	122.10	113.30
1	eE	37	ILE	CA-C-O	-5.17	109.23	120.10
1	eY	149	SER	O-C-N	-5.17	114.42	122.70
1	eZ	216	THR	CA-CB-CG2	-5.17	105.16	112.40
1	fC	56	LEU	O-C-N	-5.17	114.42	122.70
1	ly	133	TRP	CE2-CD2-CE3	5.17	124.91	118.70
1	f	32	PHE	O-C-N	-5.17	114.42	122.70
1	p	100	ARG	NE-CZ-NH1	5.17	122.89	120.30
1	s	136	LEU	CA-CB-CG	5.17	127.20	115.30
1	U	117	TRP	CG-CD2-CE3	-5.17	129.24	133.90
1	8	152	ASP	O-C-N	-5.17	114.42	122.70
1	1C	117	TRP	CB-CA-C	-5.17	100.05	110.40
1	h5	64	ALA	CB-CA-C	-5.17	102.34	110.10
1	hw	86	VAL	CG1-CB-CG2	-5.17	102.62	110.90
1	hy	33	SER	CB-CA-C	-5.17	100.27	110.10
1	hY	58	THR	CA-CB-CG2	-5.17	105.16	112.40
1	ka	117	TRP	CG-CD2-CE3	-5.17	129.24	133.90
1	kR	144	MET	CG-SD-CE	-5.17	91.92	100.20
1	ll	164	TYR	CB-CG-CD2	-5.17	117.90	121.00
1	lu	164	TYR	CG-CD1-CE1	-5.17	117.16	121.30
1	2K	194	ALA	CB-CA-C	5.17	117.86	110.10
1	2T	229	ARG	O-C-N	-5.17	114.42	122.70
1	30	159	GLU	CG-CD-OE2	5.17	128.65	118.30
1	35	111	LEU	CB-CG-CD1	5.17	119.79	111.00
1	3g	125	PRO	N-CA-CB	-5.17	96.91	102.60
1	3i	182	LYS	O-C-N	-5.17	114.42	122.70

Continued on next page...

Continued from previous page...

Mol	Chain	Res	Type	Atoms	Z	Observed(°)	Ideal(°)
1	3j	152	ASP	CB-CG-OD1	5.17	122.96	118.30
1	3W	133	TRP	CD1-CG-CD2	-5.17	102.16	106.30
1	45	192	GLN	N-CA-C	5.17	124.97	111.00
1	4p	104	ILE	O-C-N	-5.17	114.42	122.70
1	4x	133	TRP	CH2-CZ2-CE2	5.17	122.57	117.40
1	6b	188	THR	CA-CB-CG2	-5.17	105.16	112.40
1	70	73	ILE	CA-CB-CG2	5.17	121.25	110.90
1	7G	204	ALA	N-CA-CB	-5.17	102.86	110.10
1	8O	109	SER	N-CA-CB	5.17	118.26	110.50
1	9b	14	ALA	N-CA-CB	-5.17	102.86	110.10
1	9D	100	ARG	NH1-CZ-NH2	-5.17	113.71	119.40
1	9K	131	LYS	O-C-N	-5.17	114.42	122.70
1	9U	176	GLN	CB-CA-C	5.17	120.75	110.40
1	ae	151	LEU	CB-CG-CD2	5.17	119.79	111.00
1	aj	161	PHE	CB-CA-C	5.17	120.75	110.40
1	aQ	181	VAL	CA-CB-CG1	5.17	118.66	110.90
1	b5	45	GLU	O-C-N	-5.17	114.41	123.20
1	bl	6	LEU	O-C-N	-5.17	114.42	122.70
1	cc	36	VAL	CA-CB-CG1	5.17	118.66	110.90
1	cO	154	ARG	CG-CD-NE	-5.17	100.94	111.80
1	cQ	209	ALA	O-C-N	-5.17	114.42	122.70
1	dg	214	MET	CG-SD-CE	-5.17	91.92	100.20
1	dG	41	SER	N-CA-CB	5.17	118.26	110.50
1	e7	209	ALA	CB-CA-C	-5.17	102.34	110.10
1	ev	82	ARG	NH1-CZ-NH2	-5.17	113.71	119.40
1	ff	169	TYR	CZ-CE2-CD2	5.17	124.46	119.80
1	g0	143	ARG	NH1-CZ-NH2	-5.17	113.71	119.40
1	z	111	LEU	O-C-N	-5.17	114.42	122.70
1	B	221	VAL	CA-CB-CG2	-5.17	103.14	110.90
1	G	15	ILE	CB-CA-C	5.17	121.95	111.60
1	g8	3	VAL	CA-CB-CG1	-5.17	103.14	110.90
1	ga	166	ASP	CB-CA-C	5.17	120.75	110.40
1	gW	27	VAL	O-C-N	-5.17	114.43	122.70
1	h1	79	GLU	OE1-CD-OE2	-5.17	117.09	123.30
1	h9	129	ILE	O-C-N	-5.17	114.42	122.70
1	lI	105	ALA	CB-CA-C	-5.17	102.34	110.10
1	hM	159	GLU	N-CA-CB	-5.17	101.29	110.60
1	hV	110	THR	N-CA-CB	5.17	120.12	110.30
1	i1	26	VAL	CA-CB-CG1	5.17	118.66	110.90
1	i7	80	TRP	CH2-CZ2-CE2	-5.17	112.23	117.40
1	j3	26	VAL	CG1-CB-CG2	-5.17	102.63	110.90
1	j4	133	TRP	CA-C-O	5.17	130.96	120.10

Continued on next page...

Continued from previous page...

Mol	Chain	Res	Type	Atoms	Z	Observed(°)	Ideal(°)
1	je	67	GLN	N-CA-CB	5.17	119.91	110.60
1	jq	217	ALA	C-N-CA	5.17	134.63	121.70
1	k0	23	TRP	CZ3-CH2-CZ2	-5.17	115.39	121.60
1	kh	199	LYS	O-C-N	-5.17	114.42	122.70
1	ky	153	ILE	CA-CB-CG1	5.17	120.83	111.00
1	kX	142	VAL	CB-CA-C	-5.17	101.57	111.40
1	lh	117	TRP	CD1-CG-CD2	-5.17	102.16	106.30
1	lh	167	ARG	NE-CZ-NH1	5.17	122.89	120.30
1	lk	173	ARG	NE-CZ-NH2	5.17	122.89	120.30
1	28	95	GLN	CA-CB-CG	5.17	124.78	113.40
1	2c	55	MET	O-C-N	-5.17	114.43	122.70
1	2p	169	TYR	CZ-CE2-CD2	-5.17	115.15	119.80
1	2Q	100	ARG	CG-CD-NE	-5.17	100.94	111.80
1	3b	38	PRO	N-CA-CB	5.17	109.51	103.30
1	3m	9	GLN	CA-C-O	5.17	130.96	120.10
1	3P	145	TYR	CB-CG-CD1	5.17	124.10	121.00
1	40	29	GLU	CA-C-O	5.17	130.96	120.10
1	4t	149	SER	N-CA-CB	5.17	118.26	110.50
1	4P	105	ALA	N-CA-CB	-5.17	102.86	110.10
1	5a	178	SER	O-C-N	-5.17	114.43	122.70
1	5y	40	PHE	N-CA-CB	-5.17	101.29	110.60
1	5z	19	THR	O-C-N	-5.17	114.43	122.70
1	5A	132	ARG	CG-CD-NE	-5.17	100.94	111.80
1	65	97	ARG	NH1-CZ-NH2	-5.17	113.71	119.40
1	6d	23	TRP	CH2-CZ2-CE2	-5.17	112.23	117.40
1	6k	59	VAL	CA-CB-CG1	5.17	118.66	110.90
1	6n	186	THR	N-CA-CB	5.17	120.13	110.30
1	6P	14	ALA	CB-CA-C	5.17	117.86	110.10
1	79	130	TYR	CZ-CE2-CD2	-5.17	115.15	119.80
1	7a	167	ARG	NE-CZ-NH1	5.17	122.89	120.30
1	7Y	51	ASP	CB-CG-OD1	5.17	122.95	118.30
1	87	117	TRP	CE2-CD2-CG	-5.17	103.16	107.30
1	89	164	TYR	CD1-CE1-CZ	5.17	124.45	119.80
1	8S	3	VAL	CA-CB-CG1	5.17	118.66	110.90
1	9p	4	GLN	N-CA-CB	5.17	119.91	110.60
1	Z	40	PHE	CG-CD2-CE2	5.17	126.49	120.80
1	a7	143	ARG	CB-CA-C	5.17	120.75	110.40
1	ah	161	PHE	CD1-CE1-CZ	5.17	126.31	120.10
1	b6	117	TRP	NE1-CE2-CD2	5.17	112.47	107.30
1	bh	145	TYR	O-C-N	-5.17	114.43	122.70
1	bo	14	ALA	CB-CA-C	5.17	117.86	110.10
1	bz	186	THR	OG1-CB-CG2	-5.17	98.11	110.00

Continued on next page...

Continued from previous page...

Mol	Chain	Res	Type	Atoms	Z	Observed(°)	Ideal(°)
1	c7	145	TYR	CB-CG-CD2	-5.17	117.90	121.00
1	cm	55	MET	CB-CA-C	-5.17	100.06	110.40
1	cm	78	ALA	N-CA-CB	-5.17	102.86	110.10
1	cp	109	SER	N-CA-CB	5.17	118.26	110.50
1	dr	124	ILE	CA-CB-CG1	5.17	120.83	111.00
1	dO	44	SER	O-C-N	-5.17	114.42	122.70
1	dU	162	ARG	CA-CB-CG	5.17	124.78	113.40
1	dV	93	PRO	N-CA-CB	-5.17	96.91	102.60
1	eb	82	ARG	NE-CZ-NH1	5.17	122.89	120.30
1	f4	40	PHE	CB-CG-CD1	-5.17	117.18	120.80
1	fl	147	PRO	N-CA-CB	5.17	109.50	103.30
1	fO	214	MET	CG-SD-CE	-5.17	91.92	100.20
1	g1	205	LEU	C-N-CA	5.17	133.16	122.30
1	E	198	CYS	N-CA-CB	5.17	119.91	110.60
1	K	166	ASP	CB-CG-OD1	5.17	122.95	118.30
1	gV	48	THR	N-CA-CB	5.17	120.12	110.30
1	h1	132	ARG	NH1-CZ-NH2	-5.17	113.71	119.40
1	hs	79	GLU	O-C-N	-5.17	114.43	122.70
1	hv	161	PHE	CD1-CG-CD2	5.17	125.02	118.30
1	hM	75	GLU	OE1-CD-OE2	-5.17	117.10	123.30
1	hS	59	VAL	CA-CB-CG2	5.17	118.66	110.90
1	j0	98	GLU	OE1-CD-OE2	-5.17	117.10	123.30
1	kx	207	PRO	N-CD-CG	5.17	110.95	103.20
1	lz	120	HIS	O-C-N	-5.17	114.43	122.70
1	lJ	24	VAL	CA-CB-CG1	-5.17	103.15	110.90
1	2y	168	PHE	CB-CG-CD2	5.17	124.42	120.80
1	2S	88	ALA	O-C-N	-5.17	114.41	123.20
1	3l	130	TYR	CD1-CE1-CZ	5.17	124.45	119.80
1	3y	230	VAL	CA-CB-CG2	5.17	118.66	110.90
1	3M	48	THR	CA-CB-CG2	-5.17	105.16	112.40
1	4p	10	MET	CG-SD-CE	-5.17	91.93	100.20
1	72	126	VAL	O-C-N	-5.17	114.41	123.20
1	7n	225	GLY	O-C-N	-5.17	114.43	122.70
1	7H	22	ALA	O-C-N	-5.17	114.43	122.70
1	8C	184	TRP	CD1-CG-CD2	5.17	110.44	106.30
1	ah	165	VAL	CA-CB-CG1	5.17	118.66	110.90
1	au	205	LEU	CB-CG-CD2	5.17	119.79	111.00
1	aA	164	TYR	CD1-CE1-CZ	-5.17	115.15	119.80
1	aV	130	TYR	CD1-CG-CD2	5.17	123.59	117.90
1	aZ	133	TRP	CH2-CZ2-CE2	5.17	122.57	117.40
1	bg	42	ALA	O-C-N	-5.17	114.43	122.70
1	bp	166	ASP	CB-CG-OD2	-5.17	113.65	118.30

Continued on next page...

Continued from previous page...

Mol	Chain	Res	Type	Atoms	Z	Observed(°)	Ideal(°)
1	by	26	VAL	CA-CB-CG1	5.17	118.66	110.90
1	cG	29	GLU	OE1-CD-OE2	-5.17	117.10	123.30
1	dY	170	LYS	O-C-N	-5.17	114.43	122.70
1	eM	97	ARG	O-C-N	-5.17	114.43	122.70
1	fp	229	ARG	NE-CZ-NH1	5.17	122.89	120.30
1	ft	172	LEU	CB-CG-CD1	5.17	119.79	111.00
1	fT	231	LEU	CB-CG-CD2	5.17	119.79	111.00
1	fY	214	MET	CG-SD-CE	-5.17	91.93	100.20
1	x	130	TYR	CB-CG-CD2	5.17	124.10	121.00
1	I	100	ARG	NH1-CZ-NH2	-5.17	113.71	119.40
1	g8	163	ASP	CB-CA-C	5.17	120.74	110.40
1	gc	184	TRP	CD1-CG-CD2	-5.17	102.17	106.30
1	lD	142	VAL	O-C-N	-5.17	114.43	122.70
1	gM	132	ARG	NE-CZ-NH1	5.17	122.89	120.30
1	gT	102	SER	O-C-N	-5.17	114.43	122.70
1	hg	184	TRP	CD1-CG-CD2	-5.17	102.17	106.30
1	hD	132	ARG	CD-NE-CZ	-5.17	116.36	123.60
1	hK	211	LEU	CB-CG-CD1	5.17	119.78	111.00
1	ib	120	HIS	O-C-N	-5.17	114.43	122.70
1	if	97	ARG	CB-CA-C	5.17	120.74	110.40
1	im	80	TRP	CH2-CZ2-CE2	-5.17	112.23	117.40
1	io	229	ARG	NE-CZ-NH2	-5.17	117.72	120.30
1	iZ	24	VAL	O-C-N	-5.17	114.43	122.70
1	lW	103	ASP	CB-CG-OD1	5.17	122.95	118.30
1	jF	81	ASP	CB-CG-OD2	-5.17	113.65	118.30
1	lY	200	THR	N-CA-CB	5.17	120.12	110.30
1	jX	210	THR	CA-CB-CG2	-5.17	105.16	112.40
1	kB	7	GLN	CB-CA-C	5.17	120.74	110.40
1	25	40	PHE	CB-CG-CD2	-5.17	117.18	120.80
1	25	191	VAL	O-C-N	-5.17	114.43	122.70
1	l8	160	PRO	C-N-CA	5.17	134.62	121.70
1	lb	119	THR	CA-CB-CG2	-5.17	105.16	112.40
1	ld	209	ALA	CA-C-O	5.17	130.95	120.10
1	ls	145	TYR	CG-CD1-CE1	5.17	125.44	121.30
1	lt	229	ARG	CD-NE-CZ	5.17	130.84	123.60
1	29	64	ALA	N-CA-C	5.17	124.95	111.00
1	2e	184	TRP	CH2-CZ2-CE2	-5.17	112.23	117.40
1	2m	99	PRO	N-CD-CG	5.17	110.95	103.20
1	2A	226	HIS	CA-CB-CG	5.17	122.39	113.60
1	2M	79	GLU	OE1-CD-OE2	-5.17	117.10	123.30
1	34	169	TYR	CB-CG-CD2	5.17	124.10	121.00
1	35	130	TYR	CE1-CZ-CE2	-5.17	111.53	119.80

Continued on next page...

Continued from previous page...

Mol	Chain	Res	Type	Atoms	Z	Observed(°)	Ideal(°)
1	38	11	VAL	O-C-N	-5.17	114.43	122.70
1	3l	100	ARG	CA-C-N	5.17	126.54	116.20
1	3H	10	MET	CG-SD-CE	-5.17	91.93	100.20
1	3I	13	GLN	N-CA-CB	5.17	119.90	110.60
1	3Q	56	LEU	CB-CG-CD2	5.17	119.79	111.00
1	4i	10	MET	CG-SD-CE	-5.17	91.93	100.20
1	4w	145	TYR	CB-CG-CD1	-5.17	117.90	121.00
1	5c	207	PRO	N-CA-CB	5.17	109.50	103.30
1	5K	176	GLN	O-C-N	-5.17	114.43	122.70
1	5W	130	TYR	CB-CG-CD1	5.17	124.10	121.00
1	63	133	TRP	CE3-CZ3-CH2	-5.17	115.51	121.20
1	64	43	LEU	O-C-N	-5.17	114.43	122.70
1	6F	143	ARG	NH1-CZ-NH2	-5.17	113.72	119.40
1	7q	40	PHE	CB-CG-CD1	-5.17	117.18	120.80
1	7s	24	VAL	CA-CB-CG2	-5.17	103.15	110.90
1	7t	159	GLU	OE1-CD-OE2	-5.17	117.10	123.30
1	7C	183	ASN	O-C-N	-5.17	114.43	122.70
1	87	66	MET	CA-C-O	5.17	130.95	120.10
1	8m	168	PHE	N-CA-CB	5.17	119.90	110.60
1	9c	36	VAL	O-C-N	-5.17	114.43	122.70
1	9r	133	TRP	CZ3-CH2-CZ2	-5.17	115.40	121.60
1	9F	117	TRP	CE2-CD2-CG	-5.17	103.17	107.30
1	9R	162	ARG	CG-CD-NE	-5.17	100.95	111.80
1	9T	87	HIS	N-CA-CB	-5.17	101.30	110.60
1	bF	59	VAL	CA-CB-CG2	-5.17	103.15	110.90
1	bF	208	ALA	N-CA-CB	-5.17	102.86	110.10
1	bU	145	TYR	CB-CG-CD1	5.17	124.10	121.00
1	cb	143	ARG	NE-CZ-NH1	5.17	122.88	120.30
1	cs	186	THR	O-C-N	-5.17	114.43	122.70
1	cN	92	GLU	OE1-CD-OE2	-5.17	117.10	123.30
1	cQ	229	ARG	NE-CZ-NH2	-5.17	117.72	120.30
1	db	189	LEU	O-C-N	-5.17	114.43	122.70
1	dg	79	GLU	OE1-CD-OE2	-5.17	117.10	123.30
1	dU	132	ARG	NE-CZ-NH2	5.17	122.88	120.30
1	e4	23	TRP	CG-CD2-CE3	-5.17	129.25	133.90
1	eB	133	TRP	CE3-CZ3-CH2	5.17	126.89	121.20
1	eU	69	LEU	CB-CG-CD1	-5.17	102.22	111.00
1	f1	30	LYS	O-C-N	-5.17	114.43	122.70
1	f6	173	ARG	NH1-CZ-NH2	-5.17	113.72	119.40
1	1v	154	ARG	NE-CZ-NH1	5.17	122.88	120.30
1	fv	140	LYS	N-CA-CB	5.17	119.91	110.60
1	fB	14	ALA	N-CA-C	5.17	124.96	111.00

Continued on next page...

Continued from previous page...

Mol	Chain	Res	Type	Atoms	Z	Observed(°)	Ideal(°)
1	fX	157	PRO	O-C-N	-5.17	114.43	122.70
1	1A	109	SER	N-CA-CB	-5.17	102.75	110.50
1	g0	168	PHE	CG-CD2-CE2	5.17	126.49	120.80
1	k	191	VAL	CA-CB-CG2	-5.17	103.15	110.90
1	p	142	VAL	CA-CB-CG1	5.17	118.65	110.90
1	E	166	ASP	CB-CG-OD2	-5.17	113.65	118.30
1	J	145	TYR	N-CA-CB	-5.17	101.30	110.60
1	S	184	TRP	CZ3-CH2-CZ2	-5.17	115.40	121.60
1	5	147	PRO	CA-N-CD	-5.17	104.27	111.50
1	7	86	VAL	CA-CB-CG1	5.17	118.65	110.90
1	gv	168	PHE	CB-CG-CD2	-5.17	117.18	120.80
1	gF	27	VAL	O-C-N	-5.17	114.43	122.70
1	gX	97	ARG	NE-CZ-NH1	5.17	122.88	120.30
1	h6	159	GLU	OE1-CD-OE2	-5.17	117.10	123.30
1	he	154	ARG	CD-NE-CZ	-5.17	116.37	123.60
1	ho	171	THR	CA-CB-CG2	-5.17	105.17	112.40
1	hD	67	GLN	N-CA-CB	5.17	119.90	110.60
1	hF	229	ARG	NH1-CZ-NH2	-5.17	113.72	119.40
1	1L	100	ARG	CG-CD-NE	-5.17	100.95	111.80
1	i1	190	LEU	CB-CG-CD2	-5.17	102.22	111.00
1	1P	18	ARG	N-CA-CB	5.17	119.90	110.60
1	iG	133	TRP	CE3-CZ3-CH2	5.17	126.88	121.20
1	jR	92	GLU	OE1-CD-OE2	-5.17	117.10	123.30
1	ky	108	THR	CA-CB-CG2	-5.17	105.17	112.40
1	ls	117	TRP	N-CA-CB	5.17	119.90	110.60
1	29	80	TRP	O-C-N	-5.17	114.43	122.70
1	2c	169	TYR	CB-CG-CD2	-5.17	117.90	121.00
1	2Q	145	TYR	CZ-CE2-CD2	-5.17	115.15	119.80
1	2Y	169	TYR	CB-CG-CD1	-5.17	117.90	121.00
1	31	31	ALA	CB-CA-C	5.17	117.85	110.10
1	37	16	SER	O-C-N	-5.17	111.28	121.10
1	40	166	ASP	CB-CG-OD2	-5.17	113.65	118.30
1	4h	163	ASP	CB-CG-OD1	-5.17	113.65	118.30
1	4v	36	VAL	CA-CB-CG1	5.17	118.65	110.90
1	4v	108	THR	CA-CB-CG2	-5.17	105.17	112.40
1	4y	179	GLN	N-CA-CB	5.17	119.90	110.60
1	4O	167	ARG	NE-CZ-NH1	5.17	122.88	120.30
1	5h	45	GLU	N-CA-CB	5.17	119.90	110.60
1	5k	80	TRP	CD1-NE1-CE2	5.17	113.65	109.00
1	5B	32	PHE	CD1-CE1-CZ	-5.17	113.90	120.10
1	5N	154	ARG	NE-CZ-NH2	-5.17	117.72	120.30
1	68	105	ALA	N-CA-CB	-5.17	102.87	110.10

Continued on next page...

Continued from previous page...

Mol	Chain	Res	Type	Atoms	Z	Observed(°)	Ideal(°)
1	6w	97	ARG	NH1-CZ-NH2	-5.17	113.72	119.40
1	6R	230	VAL	CA-CB-CG2	-5.17	103.15	110.90
1	7a	32	PHE	CB-CG-CD1	-5.17	117.18	120.80
1	7G	14	ALA	CB-CA-C	5.17	117.85	110.10
1	8I	149	SER	N-CA-CB	-5.17	102.75	110.50
1	8c	58	THR	CA-CB-OG1	5.17	119.85	109.00
1	8B	40	PHE	CB-CG-CD1	5.17	124.42	120.80
1	8U	143	ARG	CD-NE-CZ	-5.17	116.37	123.60
1	97	52	LEU	CB-CG-CD1	5.17	119.78	111.00
1	9F	203	LYS	N-CA-CB	5.17	119.90	110.60
1	9V	55	MET	CG-SD-CE	-5.17	91.93	100.20
1	aq	184	TRP	CB-CG-CD2	-5.17	119.88	126.60
1	aF	203	LYS	O-C-N	-5.17	114.44	122.70
1	aU	121	ASN	CB-CG-OD1	5.17	131.93	121.60
1	bI	190	LEU	CB-CG-CD1	-5.17	102.22	111.00
1	bL	161	PHE	CB-CG-CD1	5.17	124.42	120.80
1	bN	119	THR	CA-CB-CG2	-5.17	105.17	112.40
1	bU	117	TRP	CD1-CG-CD2	-5.17	102.17	106.30
1	c7	189	LEU	CB-CA-C	-5.17	100.39	110.20
1	ce	16	SER	O-C-N	-5.17	111.28	121.10
1	ci	166	ASP	CB-CG-OD1	-5.17	113.65	118.30
1	cn	172	LEU	O-C-N	-5.17	114.43	122.70
1	cq	229	ARG	NE-CZ-NH2	5.17	122.88	120.30
1	lf	84	HIS	N-CA-CB	5.17	119.90	110.60
1	cK	117	TRP	CD2-CE2-CZ2	5.17	128.50	122.30
1	cL	102	SER	O-C-N	-5.17	114.43	122.70
1	cM	83	LEU	O-C-N	-5.17	114.43	122.70
1	cW	11	VAL	CG1-CB-CG2	5.17	119.17	110.90
1	dc	23	TRP	CH2-CZ2-CE2	5.17	122.57	117.40
1	lm	164	TYR	CG-CD1-CE1	-5.17	117.17	121.30
1	dP	216	THR	N-CA-CB	5.17	120.12	110.30
1	dR	169	TYR	CB-CG-CD1	-5.17	117.90	121.00
1	e1	126	VAL	CA-CB-CG1	-5.17	103.15	110.90
1	e6	48	THR	CA-CB-CG2	-5.17	105.17	112.40
1	f4	123	PRO	O-C-N	-5.17	114.43	122.70
1	ly	191	VAL	CA-CB-CG1	5.17	118.65	110.90
1	fW	196	PRO	N-CD-CG	5.17	110.95	103.20
1	g1	88	ALA	N-CA-CB	5.17	117.33	110.10
1	a	179	GLN	O-C-N	-5.17	114.43	122.70
1	A	178	SER	CB-CA-C	5.17	119.92	110.10
1	K	130	TYR	CG-CD1-CE1	-5.17	117.17	121.30
1	O	87	HIS	N-CA-CB	-5.17	101.30	110.60

Continued on next page...

Continued from previous page...

Mol	Chain	Res	Type	Atoms	Z	Observed(°)	Ideal(°)
1	T	80	TRP	CG-CD2-CE3	-5.17	129.25	133.90
1	gp	161	PHE	CD1-CE1-CZ	-5.17	113.90	120.10
1	iW	168	PHE	CE1-CZ-CE2	5.17	129.30	120.00
1	j1	22	ALA	CB-CA-C	-5.17	102.35	110.10
1	ku	229	ARG	NH1-CZ-NH2	-5.17	113.72	119.40
1	lz	172	LEU	CB-CG-CD1	5.17	119.78	111.00
1	2Q	23	TRP	CB-CG-CD1	-5.17	120.28	127.00
1	2R	46	GLY	O-C-N	-5.17	114.44	122.70
1	3a	229	ARG	NH1-CZ-NH2	-5.17	113.72	119.40
1	3W	103	ASP	CB-CG-OD2	5.17	122.95	118.30
1	3Z	143	ARG	CG-CD-NE	-5.17	100.95	111.80
1	40	62	HIS	CA-C-O	5.17	130.95	120.10
1	48	164	TYR	CG-CD2-CE2	-5.17	117.17	121.30
1	4q	144	MET	C-N-CA	5.17	134.61	121.70
1	4w	142	VAL	CB-CA-C	-5.17	101.59	111.40
1	4C	184	TRP	O-C-N	-5.17	114.44	122.70
1	4M	218	CYS	N-CA-CB	5.17	119.90	110.60
1	5X	105	ALA	C-N-CA	-5.17	111.45	122.30
1	69	39	MET	N-CA-CB	-5.17	101.30	110.60
1	6q	167	ARG	NE-CZ-NH1	5.17	122.88	120.30
1	6r	130	TYR	CB-CG-CD1	5.17	124.10	121.00
1	6u	130	TYR	CB-CG-CD2	5.17	124.10	121.00
1	8f	2	ILE	CA-CB-CG1	5.17	120.81	111.00
1	8W	100	ARG	NE-CZ-NH2	-5.17	117.72	120.30
1	9h	169	TYR	CB-CG-CD2	5.17	124.10	121.00
1	11	68	MET	CG-SD-CE	-5.17	91.94	100.20
1	bv	117	TRP	CB-CG-CD1	-5.17	120.29	127.00
1	cZ	168	PHE	CG-CD2-CE2	-5.17	115.12	120.80
1	d5	196	PRO	O-C-N	-5.17	114.44	122.70
1	dk	200	THR	N-CA-CB	5.17	120.11	110.30
1	dn	210	THR	O-C-N	-5.17	114.44	122.70
1	e4	146	SER	CB-CA-C	-5.17	100.29	110.10
1	fb	86	VAL	CA-CB-CG1	5.17	118.65	110.90
1	S	74	ASN	O-C-N	-5.17	114.44	122.70
1	gb	43	LEU	CB-CG-CD2	5.16	119.78	111.00
1	ge	43	LEU	CB-CG-CD2	5.16	119.78	111.00
1	gT	145	TYR	CB-CG-CD1	-5.16	117.90	121.00
1	he	167	ARG	NE-CZ-NH2	-5.16	117.72	120.30
1	1J	143	ARG	CG-CD-NE	-5.16	100.95	111.80
1	1J	210	THR	CA-CB-CG2	-5.16	105.17	112.40
1	hw	18	ARG	CD-NE-CZ	5.16	130.83	123.60
1	hA	117	TRP	CD1-NE1-CE2	5.16	113.65	109.00

Continued on next page...

Continued from previous page...

Mol	Chain	Res	Type	Atoms	Z	Observed(°)	Ideal(°)
1	hJ	105	ALA	CB-CA-C	-5.16	102.36	110.10
1	hW	188	THR	N-CA-CB	5.16	120.11	110.30
1	iO	169	TYR	CD1-CE1-CZ	5.16	124.45	119.80
1	iQ	27	VAL	CA-CB-CG1	5.16	118.65	110.90
1	j3	222	GLY	N-CA-C	5.16	126.01	113.10
1	jk	143	ARG	NH1-CZ-NH2	-5.16	113.72	119.40
1	lW	66	MET	CG-SD-CE	-5.16	91.94	100.20
1	jw	154	ARG	NH1-CZ-NH2	-5.16	113.72	119.40
1	jT	197	ASP	CB-CG-OD1	-5.16	113.65	118.30
1	jX	173	ARG	NH1-CZ-NH2	-5.16	113.72	119.40
1	kG	69	LEU	CB-CG-CD2	5.16	119.78	111.00
1	kK	6	LEU	CB-CG-CD1	5.16	119.78	111.00
1	kQ	130	TYR	CG-CD1-CE1	-5.16	117.17	121.30
1	le	185	MET	CG-SD-CE	-5.16	91.94	100.20
1	lF	215	MET	CG-SD-CE	-5.16	91.94	100.20
1	lM	193	ASN	CB-CG-OD1	5.16	131.93	121.60
1	2h	11	VAL	CA-CB-CG1	5.16	118.64	110.90
1	2n	167	ARG	NH1-CZ-NH2	-5.16	113.72	119.40
1	2r	148	THR	OG1-CB-CG2	-5.16	98.12	110.00
1	2K	208	ALA	N-CA-CB	-5.16	102.87	110.10
1	2S	152	ASP	CB-CG-OD2	5.16	122.95	118.30
1	3M	31	ALA	CB-CA-C	5.16	117.84	110.10
1	4z	186	THR	CA-CB-CG2	-5.16	105.17	112.40
1	52	78	ALA	O-C-N	-5.16	114.44	122.70
1	5Q	47	ALA	CA-C-O	5.16	130.94	120.10
1	5Q	190	LEU	CA-CB-CG	5.16	127.18	115.30
1	5X	229	ARG	NE-CZ-NH1	5.16	122.88	120.30
1	7d	72	THR	O-C-N	-5.16	114.44	122.70
1	7N	10	MET	O-C-N	-5.16	114.44	122.70
1	8n	110	THR	CA-CB-CG2	5.16	119.63	112.40
1	8S	144	MET	CG-SD-CE	-5.16	91.94	100.20
1	90	93	PRO	CA-C-N	5.16	126.53	116.20
1	91	82	ARG	NE-CZ-NH2	-5.16	117.72	120.30
1	9y	132	ARG	CG-CD-NE	-5.16	100.96	111.80
1	Z	142	VAL	CA-CB-CG2	-5.16	103.16	110.90
1	ai	132	ARG	NE-CZ-NH2	5.16	122.88	120.30
1	aA	68	MET	CG-SD-CE	-5.16	91.94	100.20
1	aJ	219	GLN	N-CA-CB	5.16	119.89	110.60
1	aS	9	GLN	CG-CD-OE1	-5.16	111.27	121.60
1	b0	10	MET	O-C-N	-5.16	114.44	122.70
1	bm	31	ALA	N-CA-CB	5.16	117.33	110.10
1	bv	160	PRO	C-N-CA	5.16	134.61	121.70

Continued on next page...

Continued from previous page...

Mol	Chain	Res	Type	Atoms	Z	Observed(°)	Ideal(°)
1	bz	97	ARG	CD-NE-CZ	5.16	130.83	123.60
1	bH	132	ARG	O-C-N	-5.16	114.44	122.70
1	bV	18	ARG	NE-CZ-NH1	5.16	122.88	120.30
1	bZ	117	TRP	CB-CG-CD1	5.16	133.71	127.00
1	cn	82	ARG	NH1-CZ-NH2	-5.16	113.72	119.40
1	cp	162	ARG	NE-CZ-NH1	5.16	122.88	120.30
1	cr	97	ARG	CA-CB-CG	5.16	124.76	113.40
1	ct	174	ALA	N-CA-CB	-5.16	102.87	110.10
1	cE	108	THR	OG1-CB-CG2	-5.16	98.12	110.00
1	lg	11	VAL	CA-CB-CG2	5.16	118.64	110.90
1	cL	77	ALA	N-CA-CB	-5.16	102.87	110.10
1	cN	168	PHE	CB-CG-CD2	5.16	124.41	120.80
1	d3	124	ILE	O-C-N	-5.16	111.29	121.10
1	lj	96	MET	CB-CG-SD	5.16	127.89	112.40
1	di	29	GLU	O-C-N	-5.16	114.44	122.70
1	ei	48	THR	O-C-N	-5.16	111.29	121.10
1	ep	48	THR	OG1-CB-CG2	-5.16	98.12	110.00
1	eD	100	ARG	O-C-N	-5.16	114.42	123.20
1	fg	97	ARG	NH1-CZ-NH2	-5.16	113.72	119.40
1	d	175	GLU	OE1-CD-OE2	-5.16	117.10	123.30
1	w	27	VAL	O-C-N	-5.16	114.44	122.70
1	M	1	PRO	N-CA-CB	5.16	109.50	103.30
1	X	48	THR	N-CA-CB	5.16	120.11	110.30
1	gu	130	TYR	CZ-CE2-CD2	-5.16	115.15	119.80
1	gG	21	ASN	O-C-N	-5.16	114.44	122.70
1	1F	145	TYR	CD1-CG-CD2	5.16	123.58	117.90
1	ho	169	TYR	N-CA-CB	5.16	119.89	110.60
1	hN	169	TYR	O-C-N	-5.16	114.44	122.70
1	hV	80	TRP	CD1-CG-CD2	-5.16	102.17	106.30
1	i2	229	ARG	CG-CD-NE	-5.16	100.96	111.80
1	kj	3	VAL	CB-CA-C	5.16	121.21	111.40
1	24	168	PHE	O-C-N	-5.16	114.44	122.70
1	3j	76	GLU	OE1-CD-OE2	-5.16	117.11	123.30
1	3s	143	ARG	O-C-N	-5.16	114.44	122.70
1	49	97	ARG	NE-CZ-NH2	5.16	122.88	120.30
1	4u	171	THR	CA-CB-CG2	-5.16	105.17	112.40
1	4N	5	ASN	N-CA-CB	-5.16	101.31	110.60
1	55	107	THR	CA-CB-CG2	-5.16	105.17	112.40
1	6n	177	ALA	C-N-CA	5.16	134.60	121.70
1	7E	105	ALA	O-C-N	-5.16	114.42	123.20
1	8E	172	LEU	CB-CG-CD1	-5.16	102.22	111.00
1	9m	166	ASP	CB-CG-OD1	5.16	122.94	118.30

Continued on next page...

Continued from previous page...

Mol	Chain	Res	Type	Atoms	Z	Observed(°)	Ideal(°)
1	19	23	TRP	CA-CB-CG	5.16	123.51	113.70
1	bK	213	GLU	OE1-CD-OE2	-5.16	117.11	123.30
1	1b	18	ARG	O-C-N	-5.16	114.44	122.70
1	bZ	121	ASN	N-CA-CB	-5.16	101.31	110.60
1	c4	77	ALA	N-CA-CB	-5.16	102.87	110.10
1	cp	144	MET	N-CA-CB	5.16	119.89	110.60
1	cv	174	ALA	O-C-N	-5.16	114.44	122.70
1	cO	117	TRP	CB-CG-CD1	5.16	133.71	127.00
1	dD	143	ARG	NH1-CZ-NH2	-5.16	113.72	119.40
1	ex	173	ARG	NE-CZ-NH1	5.16	122.88	120.30
1	fe	102	SER	N-CA-CB	5.16	118.24	110.50
1	fi	117	TRP	CG-CD1-NE1	-5.16	104.94	110.10
1	fW	231	LEU	CB-CG-CD2	5.16	119.78	111.00
1	3	93	PRO	N-CD-CG	5.16	110.94	103.20
1	U	83	LEU	CA-CB-CG	5.16	127.17	115.30
1	gk	110	THR	O-C-N	-5.16	114.44	122.70
1	gr	176	GLN	C-N-CA	5.16	134.60	121.70
1	gJ	117	TRP	CG-CD2-CE3	-5.16	129.25	133.90
1	gY	130	TYR	O-C-N	-5.16	114.44	122.70
1	ha	186	THR	OG1-CB-CG2	-5.16	98.13	110.00
1	1K	144	MET	CG-SD-CE	-5.16	91.94	100.20
1	hD	130	TYR	CD1-CE1-CZ	-5.16	115.16	119.80
1	hP	163	ASP	CB-CG-OD1	5.16	122.94	118.30
1	1M	207	PRO	N-CA-CB	5.16	109.49	103.30
1	i4	169	TYR	CB-CG-CD2	-5.16	117.90	121.00
1	im	32	PHE	CD1-CE1-CZ	-5.16	113.91	120.10
1	1P	117	TRP	CD1-NE1-CE2	-5.16	104.36	109.00
1	iy	221	VAL	CA-CB-CG2	-5.16	103.16	110.90
1	jg	48	THR	CA-CB-CG2	-5.16	105.17	112.40
1	jX	100	ARG	O-C-N	-5.16	114.43	123.20
1	k7	3	VAL	O-C-N	-5.16	114.44	122.70
1	kh	151	LEU	O-C-N	-5.16	114.44	122.70
1	kh	198	CYS	N-CA-CB	5.16	119.89	110.60
1	kq	186	THR	CA-CB-CG2	-5.16	105.17	112.40
1	kJ	15	ILE	O-C-N	-5.16	114.44	122.70
1	kN	169	TYR	CB-CG-CD2	5.16	124.10	121.00
1	28	147	PRO	C-N-CA	5.16	134.60	121.70
1	lz	153	ILE	CB-CA-C	5.16	121.92	111.60
1	29	86	VAL	N-CA-C	5.16	124.93	111.00
1	1M	167	ARG	NH1-CZ-NH2	5.16	125.08	119.40
1	2c	23	TRP	CG-CD1-NE1	-5.16	104.94	110.10
1	2S	173	ARG	CD-NE-CZ	-5.16	116.38	123.60

Continued on next page...

Continued from previous page...

Mol	Chain	Res	Type	Atoms	Z	Observed(°)	Ideal(°)
1	3M	68	MET	CG-SD-CE	-5.16	91.94	100.20
1	3M	142	VAL	CA-CB-CG2	-5.16	103.16	110.90
1	3O	216	THR	O-C-N	-5.16	114.44	122.70
1	44	90	PRO	N-CA-C	5.16	125.52	112.10
1	47	42	ALA	O-C-N	-5.16	114.44	122.70
1	4m	187	GLU	C-N-CA	5.16	134.60	121.70
1	4L	200	THR	O-C-N	-5.16	114.44	122.70
1	59	80	TRP	CG-CD2-CE3	-5.16	129.26	133.90
1	5a	100	ARG	NH1-CZ-NH2	-5.16	113.72	119.40
1	5J	47	ALA	CB-CA-C	-5.16	102.36	110.10
1	68	155	GLN	CA-CB-CG	5.16	124.75	113.40
1	6u	138	LEU	O-C-N	-5.16	114.44	122.70
1	6A	184	TRP	CB-CG-CD2	-5.16	119.89	126.60
1	6J	92	GLU	CA-CB-CG	-5.16	102.05	113.40
1	79	75	GLU	O-C-N	-5.16	114.44	122.70
1	7f	187	GLU	N-CA-CB	-5.16	101.31	110.60
1	7g	184	TRP	CD1-CG-CD2	-5.16	102.17	106.30
1	7m	32	PHE	O-C-N	-5.16	114.44	122.70
1	7H	142	VAL	CA-CB-CG2	5.16	118.64	110.90
1	7M	18	ARG	NE-CZ-NH2	5.16	122.88	120.30
1	7V	162	ARG	CG-CD-NE	-5.16	100.96	111.80
1	7Z	24	VAL	CA-CB-CG1	5.16	118.64	110.90
1	9c	194	ALA	CB-CA-C	-5.16	102.36	110.10
1	9B	164	TYR	CG-CD2-CE2	-5.16	117.17	121.30
1	9S	117	TRP	CD1-NE1-CE2	5.16	113.64	109.00
1	an	229	ARG	CD-NE-CZ	5.16	130.83	123.60
1	aJ	191	VAL	CA-CB-CG1	5.16	118.64	110.90
1	c9	191	VAL	CA-CB-CG2	-5.16	103.16	110.90
1	cq	47	ALA	CB-CA-C	5.16	117.84	110.10
1	dg	104	ILE	O-C-N	-5.16	114.44	122.70
1	er	97	ARG	NH1-CZ-NH2	-5.16	113.72	119.40
1	f4	179	GLN	O-C-N	-5.16	114.44	122.70
1	fK	217	ALA	CB-CA-C	-5.16	102.36	110.10
1	fT	173	ARG	CD-NE-CZ	5.16	130.82	123.60
1	1A	184	TRP	CE3-CZ3-CH2	5.16	126.88	121.20
1	e	151	LEU	CB-CA-C	-5.16	100.39	110.20
1	p	82	ARG	CD-NE-CZ	5.16	130.82	123.60
1	D	212	GLU	OE1-CD-OE2	-5.16	117.11	123.30
1	H	58	THR	CA-CB-CG2	5.16	119.62	112.40
1	L	143	ARG	NE-CZ-NH1	5.16	122.88	120.30
1	gu	45	GLU	N-CA-CB	5.16	119.88	110.60
1	h5	54	THR	CA-CB-CG2	5.16	119.62	112.40

Continued on next page...

Continued from previous page...

Mol	Chain	Res	Type	Atoms	Z	Observed(°)	Ideal(°)
1	hB	81	ASP	CB-CG-OD1	-5.16	113.66	118.30
1	i0	48	THR	CA-C-N	5.16	131.54	117.10
1	i0	213	GLU	OE1-CD-OE2	5.16	129.49	123.30
1	i5	145	TYR	CZ-CE2-CD2	5.16	124.44	119.80
1	ix	133	TRP	CG-CD2-CE3	-5.16	129.26	133.90
1	iL	154	ARG	NE-CZ-NH1	5.16	122.88	120.30
1	iy	55	MET	CG-SD-CE	-5.16	91.94	100.20
1	jQ	29	GLU	O-C-N	-5.16	114.45	122.70
1	k6	186	THR	CA-CB-CG2	-5.16	105.18	112.40
1	k9	81	ASP	CB-CA-C	-5.16	100.08	110.40
1	20	169	TYR	CB-CG-CD2	5.16	124.09	121.00
1	kj	164	TYR	CD1-CE1-CZ	-5.16	115.16	119.80
1	21	18	ARG	NH1-CZ-NH2	5.16	125.07	119.40
1	kE	45	GLU	CA-C-O	5.16	130.93	120.10
1	kL	40	PHE	CB-CG-CD1	-5.16	117.19	120.80
1	l1	152	ASP	O-C-N	-5.16	114.45	122.70
1	lh	97	ARG	NE-CZ-NH1	5.16	122.88	120.30
1	lw	107	THR	OG1-CB-CG2	-5.16	98.14	110.00
1	lD	77	ALA	N-CA-CB	-5.16	102.88	110.10
1	2Q	193	ASN	CA-CB-CG	-5.16	102.05	113.40
1	2V	111	LEU	O-C-N	-5.16	114.44	122.70
1	3g	48	THR	OG1-CB-CG2	-5.16	98.14	110.00
1	3r	47	ALA	CB-CA-C	-5.16	102.36	110.10
1	3y	117	TRP	CD1-NE1-CE2	-5.16	104.36	109.00
1	42	10	MET	CG-SD-CE	-5.16	91.94	100.20
1	4c	80	TRP	CE3-CZ3-CH2	5.16	126.87	121.20
1	4e	144	MET	CG-SD-CE	5.16	108.45	100.20
1	4t	212	GLU	OE1-CD-OE2	-5.16	117.11	123.30
1	4E	113	GLU	CB-CA-C	5.16	120.72	110.40
1	4I	3	VAL	CG1-CB-CG2	-5.16	102.65	110.90
1	4K	184	TRP	CG-CD1-NE1	-5.16	104.94	110.10
1	4L	169	TYR	CD1-CG-CD2	5.16	123.58	117.90
1	5r	40	PHE	CB-CG-CD2	5.16	124.41	120.80
1	6N	66	MET	CA-CB-CG	5.16	122.07	113.30
1	6Z	214	MET	O-C-N	-5.16	114.45	122.70
1	73	56	LEU	N-CA-CB	5.16	120.72	110.40
1	7n	110	THR	N-CA-CB	5.16	120.10	110.30
1	7F	228	ALA	CB-CA-C	5.16	117.84	110.10
1	7P	168	PHE	CB-CA-C	5.16	120.72	110.40
1	8h	217	ALA	N-CA-CB	5.16	117.32	110.10
1	8w	29	GLU	OE1-CD-OE2	-5.16	117.11	123.30
1	8H	95	GLN	N-CA-CB	5.16	119.89	110.60

Continued on next page...

Continued from previous page...

Mol	Chain	Res	Type	Atoms	Z	Observed(°)	Ideal(°)
1	8N	66	MET	CA-CB-CG	-5.16	104.53	113.30
1	8U	132	ARG	NE-CZ-NH1	5.16	122.88	120.30
1	93	47	ALA	CB-CA-C	-5.16	102.36	110.10
1	9U	20	LEU	CB-CG-CD2	5.16	119.77	111.00
1	a1	169	TYR	CB-CG-CD1	5.16	124.09	121.00
1	aj	167	ARG	NE-CZ-NH1	5.16	122.88	120.30
1	aY	229	ARG	NH1-CZ-NH2	-5.16	113.73	119.40
1	b0	23	TRP	CD1-CG-CD2	5.16	110.43	106.30
1	16	180	GLU	OE1-CD-OE2	-5.16	117.11	123.30
1	bh	22	ALA	N-CA-CB	5.16	117.32	110.10
1	19	209	ALA	N-CA-C	5.16	124.93	111.00
1	1a	173	ARG	NE-CZ-NH2	-5.16	117.72	120.30
1	bS	145	TYR	CB-CG-CD1	-5.16	117.90	121.00
1	c1	226	HIS	O-C-N	-5.16	114.45	122.70
1	cf	88	ALA	C-N-CA	5.16	133.13	122.30
1	1d	190	LEU	O-C-N	-5.16	114.45	122.70
1	cA	75	GLU	CA-CB-CG	5.16	124.75	113.40
1	cY	15	ILE	CA-CB-CG2	5.16	121.22	110.90
1	dv	23	TRP	CB-CG-CD1	-5.16	120.29	127.00
1	dM	185	MET	CG-SD-CE	-5.16	91.95	100.20
1	eg	167	ARG	NE-CZ-NH2	5.16	122.88	120.30
1	et	67	GLN	N-CA-CB	5.16	119.89	110.60
1	ev	207	PRO	O-C-N	5.16	130.96	122.70
1	eI	168	PHE	CG-CD2-CE2	-5.16	115.13	120.80
1	eR	23	TRP	CD1-NE1-CE2	5.16	113.64	109.00
1	fh	224	PRO	C-N-CA	5.16	133.13	122.30
1	fm	167	ARG	NE-CZ-NH2	-5.16	117.72	120.30
1	fq	47	ALA	N-CA-CB	-5.16	102.88	110.10
1	fA	56	LEU	CB-CG-CD2	5.16	119.77	111.00
1	s	189	LEU	CB-CA-C	5.16	120.00	110.20
1	W	166	ASP	CB-CG-OD2	5.16	122.94	118.30
1	7	172	LEU	N-CA-CB	5.16	120.72	110.40
1	hb	81	ASP	O-C-N	-5.16	114.45	122.70
1	1N	44	SER	O-C-N	-5.16	114.45	122.70
1	i9	40	PHE	CD1-CE1-CZ	-5.16	113.91	120.10
1	id	166	ASP	CB-CG-OD2	5.16	122.94	118.30
1	jb	202	LEU	CB-CG-CD1	-5.16	102.23	111.00
1	kg	166	ASP	N-CA-CB	-5.16	101.32	110.60
1	kn	184	TRP	CB-CG-CD1	-5.16	120.30	127.00
1	kJ	230	VAL	CA-CB-CG1	-5.16	103.16	110.90
1	l6	4	GLN	CB-CA-C	5.16	120.72	110.40
1	2P	105	ALA	N-CA-CB	-5.16	102.88	110.10

Continued on next page...

Continued from previous page...

Mol	Chain	Res	Type	Atoms	Z	Observed(°)	Ideal(°)
1	2S	20	LEU	CB-CG-CD2	5.16	119.77	111.00
1	3a	105	ALA	CB-CA-C	-5.16	102.36	110.10
1	3q	96	MET	C-N-CA	5.16	134.59	121.70
1	3O	172	LEU	CB-CG-CD2	-5.16	102.23	111.00
1	4H	184	TRP	NE1-CE2-CD2	5.16	112.46	107.30
1	54	64	ALA	O-C-N	-5.16	114.45	122.70
1	69	90	PRO	N-CD-CG	5.16	110.94	103.20
1	6M	148	THR	OG1-CB-CG2	-5.16	98.14	110.00
1	7t	155	GLN	O-C-N	-5.16	114.43	123.20
1	7D	75	GLU	OE1-CD-OE2	-5.16	117.11	123.30
1	82	154	ARG	NH1-CZ-NH2	-5.16	113.73	119.40
1	93	21	ASN	CB-CG-OD1	-5.16	111.29	121.60
1	9w	164	TYR	CB-CG-CD2	-5.16	117.91	121.00
1	9E	75	GLU	OE1-CD-OE2	-5.16	117.11	123.30
1	9E	102	SER	N-CA-CB	5.16	118.23	110.50
1	9N	19	THR	CA-CB-CG2	5.16	119.62	112.40
1	Y	97	ARG	NE-CZ-NH1	5.16	122.88	120.30
1	ao	103	ASP	CB-CG-OD1	5.16	122.94	118.30
1	au	229	ARG	NE-CZ-NH1	5.16	122.88	120.30
1	cB	143	ARG	CD-NE-CZ	5.16	130.82	123.60
1	d1	131	LYS	N-CA-CB	-5.16	101.32	110.60
1	eb	183	ASN	CB-CG-OD1	5.16	131.91	121.60
1	eH	164	TYR	N-CA-CB	-5.16	101.32	110.60
1	fD	71	GLU	OE1-CD-OE2	-5.16	117.11	123.30
1	lz	80	TRP	CB-CA-C	-5.16	100.09	110.40
1	fX	118	MET	O-C-N	-5.16	114.45	122.70
1	ge	11	VAL	CG1-CB-CG2	-5.16	102.65	110.90
1	gr	169	TYR	CZ-CE2-CD2	5.16	124.44	119.80
1	gH	24	VAL	CA-CB-CG1	-5.16	103.17	110.90
1	gJ	180	GLU	N-CA-CB	-5.16	101.32	110.60
1	gW	9	GLN	C-N-CA	5.16	134.59	121.70
1	h4	161	PHE	CB-CA-C	5.16	120.71	110.40
1	h8	179	GLN	O-C-N	-5.16	114.45	122.70
1	1K	32	PHE	CB-CG-CD2	5.16	124.41	120.80
1	hI	196	PRO	N-CA-CB	-5.16	96.93	102.60
1	hO	103	ASP	CB-CG-OD2	5.16	122.94	118.30
1	1M	22	ALA	O-C-N	-5.16	114.45	122.70
1	hV	1	PRO	CA-N-CD	-5.16	104.28	111.50
1	iN	228	ALA	O-C-N	-5.16	114.45	122.70
1	jm	184	TRP	CD1-CG-CD2	5.16	110.42	106.30
1	jt	221	VAL	CA-CB-CG2	-5.16	103.17	110.90
1	jJ	152	ASP	CB-CG-OD1	5.16	122.94	118.30

Continued on next page...

Continued from previous page...

Mol	Chain	Res	Type	Atoms	Z	Observed(°)	Ideal(°)
1	jX	82	ARG	NH1-CZ-NH2	5.16	125.07	119.40
1	k7	130	TYR	CD1-CE1-CZ	5.16	124.44	119.80
1	20	171	THR	O-C-N	-5.16	114.45	122.70
1	ka	50	GLN	N-CA-CB	5.16	119.88	110.60
1	kE	166	ASP	N-CA-CB	-5.16	101.32	110.60
1	kV	164	TYR	CB-CG-CD1	5.16	124.09	121.00
1	ln	67	GLN	O-C-N	-5.16	114.45	122.70
1	lO	35	GLU	N-CA-CB	-5.16	101.32	110.60
1	2g	166	ASP	O-C-N	-5.16	114.45	122.70
1	2k	43	LEU	O-C-N	-5.16	114.45	122.70
1	2w	203	LYS	N-CA-CB	5.16	119.88	110.60
1	2B	133	TRP	CB-CG-CD1	-5.16	120.30	127.00
1	2F	25	LYS	O-C-N	-5.16	114.45	122.70
1	3v	209	ALA	CB-CA-C	5.16	117.83	110.10
1	3z	111	LEU	CB-CG-CD2	-5.16	102.23	111.00
1	42	205	LEU	CB-CA-C	-5.16	100.41	110.20
1	47	31	ALA	N-CA-CB	-5.16	102.88	110.10
1	49	77	ALA	O-C-N	-5.16	114.45	122.70
1	4q	110	THR	CA-CB-CG2	-5.16	105.18	112.40
1	4U	154	ARG	NE-CZ-NH2	5.16	122.88	120.30
1	5a	144	MET	N-CA-CB	-5.16	101.32	110.60
1	5u	181	VAL	CG1-CB-CG2	-5.16	102.65	110.90
1	5E	220	GLY	O-C-N	-5.16	114.45	122.70
1	6e	53	ASN	CA-CB-CG	-5.16	102.06	113.40
1	6q	88	ALA	N-CA-CB	5.16	117.32	110.10
1	6x	168	PHE	CB-CG-CD1	-5.16	117.19	120.80
1	6I	215	MET	CG-SD-CE	-5.16	91.95	100.20
1	6W	13	GLN	N-CA-C	-5.16	97.08	111.00
1	7z	3	VAL	CA-CB-CG1	5.16	118.64	110.90
1	7F	81	ASP	CB-CG-OD1	5.16	122.94	118.30
1	8D	185	MET	O-C-N	-5.16	114.45	122.70
1	8Z	81	ASP	N-CA-CB	-5.16	101.32	110.60
1	9f	24	VAL	O-C-N	-5.16	114.45	122.70
1	9Q	120	HIS	N-CA-CB	5.16	119.88	110.60
1	a1	22	ALA	CB-CA-C	-5.16	102.37	110.10
1	a8	132	ARG	NH1-CZ-NH2	-5.16	113.73	119.40
1	a8	149	SER	N-CA-CB	5.16	118.23	110.50
1	af	80	TRP	CB-CG-CD1	-5.16	120.30	127.00
1	11	152	ASP	CB-CG-OD1	-5.16	113.66	118.30
1	as	75	GLU	O-C-N	-5.16	114.45	122.70
1	at	133	TRP	CE2-CD2-CG	-5.16	103.18	107.30
1	bp	108	THR	CA-CB-CG2	-5.16	105.18	112.40

Continued on next page...

Continued from previous page...

Mol	Chain	Res	Type	Atoms	Z	Observed(°)	Ideal(°)
1	bz	169	TYR	CB-CG-CD2	-5.16	117.91	121.00
1	c3	27	VAL	O-C-N	-5.16	114.45	122.70
1	cn	36	VAL	CA-CB-CG2	-5.16	103.17	110.90
1	d3	184	TRP	CD1-NE1-CE2	5.16	113.64	109.00
1	dn	181	VAL	CA-CB-CG2	-5.16	103.17	110.90
1	dr	128	GLU	N-CA-CB	5.16	119.88	110.60
1	dT	35	GLU	N-CA-CB	-5.16	101.32	110.60
1	dT	130	TYR	CG-CD1-CE1	-5.16	117.18	121.30
1	dV	17	PRO	N-CA-CB	5.16	109.49	103.30
1	dW	143	ARG	NE-CZ-NH2	-5.16	117.72	120.30
1	fP	82	ARG	CD-NE-CZ	-5.16	116.38	123.60
1	c	159	GLU	OE1-CD-OE2	-5.16	117.11	123.30
1	2	142	VAL	CB-CA-C	5.16	121.19	111.40
1	D	59	VAL	C-N-CA	5.16	133.13	122.30
1	H	54	THR	N-CA-CB	5.16	120.10	110.30
1	gp	67	GLN	CA-CB-CG	5.15	124.74	113.40
1	gs	190	LEU	CB-CG-CD1	5.15	119.76	111.00
1	1F	18	ARG	CB-CG-CD	5.15	125.00	111.60
1	hC	146	SER	N-CA-CB	5.15	118.23	110.50
1	iZ	172	LEU	CA-C-O	5.15	130.92	120.10
1	j2	221	VAL	CA-CB-CG2	-5.15	103.17	110.90
1	lm	119	THR	C-N-CA	5.15	134.59	121.70
1	lO	169	TYR	CB-CG-CD1	-5.15	117.91	121.00
1	2L	16	SER	N-CA-CB	-5.15	102.77	110.50
1	4b	165	VAL	CA-CB-CG1	5.15	118.63	110.90
1	4Z	138	LEU	N-CA-CB	5.15	120.71	110.40
1	5y	100	ARG	NE-CZ-NH1	5.15	122.88	120.30
1	60	55	MET	CG-SD-CE	-5.15	91.95	100.20
1	6k	96	MET	CG-SD-CE	-5.15	91.95	100.20
1	7r	7	GLN	N-CA-CB	-5.15	101.32	110.60
1	8u	100	ARG	NE-CZ-NH2	5.15	122.88	120.30
1	8P	96	MET	CG-SD-CE	-5.15	91.95	100.20
1	8R	80	TRP	CB-CG-CD1	-5.15	120.30	127.00
1	8U	92	GLU	CA-C-O	-5.15	109.28	120.10
1	Y	120	HIS	CA-CB-CG	5.15	122.36	113.60
1	aR	97	ARG	NE-CZ-NH2	5.15	122.88	120.30
1	be	166	ASP	CB-CG-OD1	5.15	122.94	118.30
1	bk	173	ARG	NH1-CZ-NH2	-5.15	113.73	119.40
1	bt	155	GLN	O-C-N	-5.15	114.44	123.20
1	bt	204	ALA	CB-CA-C	-5.15	102.37	110.10
1	lg	184	TRP	CH2-CZ2-CE2	-5.15	112.25	117.40
1	dz	27	VAL	CA-CB-CG2	5.15	118.63	110.90

Continued on next page...

Continued from previous page...

Mol	Chain	Res	Type	Atoms	Z	Observed(°)	Ideal(°)
1	dG	6	LEU	CB-CG-CD1	-5.15	102.24	111.00
1	dP	36	VAL	CA-CB-CG2	5.15	118.63	110.90
1	e2	205	LEU	CB-CG-CD2	-5.15	102.24	111.00
1	eH	7	GLN	CA-C-N	5.15	126.51	116.20
1	f2	51	ASP	CB-CG-OD2	-5.15	113.66	118.30
1	1B	130	TYR	CB-CG-CD1	-5.15	117.91	121.00
1	u	163	ASP	CB-CG-OD1	-5.15	113.66	118.30
1	D	105	ALA	O-C-N	-5.15	114.44	123.20
1	gd	203	LYS	N-CA-CB	-5.15	101.33	110.60
1	gh	45	GLU	OE1-CD-OE2	-5.15	117.12	123.30
1	gq	110	THR	OG1-CB-CG2	-5.15	98.15	110.00
1	gK	184	TRP	CE3-CZ3-CH2	5.15	126.87	121.20
1	1G	93	PRO	O-C-N	-5.15	114.44	123.20
1	h3	162	ARG	CG-CD-NE	-5.15	100.98	111.80
1	h5	159	GLU	OE1-CD-OE2	-5.15	117.12	123.30
1	hy	80	TRP	CH2-CZ2-CE2	5.15	122.55	117.40
1	hH	110	THR	CA-CB-CG2	-5.15	105.19	112.40
1	hX	161	PHE	CD1-CE1-CZ	-5.15	113.92	120.10
1	hZ	56	LEU	N-CA-CB	5.15	120.70	110.40
1	1N	119	THR	O-C-N	-5.15	114.45	122.70
1	1N	186	THR	O-C-N	-5.15	114.46	122.70
1	i5	143	ARG	CB-CG-CD	5.15	125.00	111.60
1	i6	229	ARG	NH1-CZ-NH2	-5.15	113.73	119.40
1	im	124	ILE	N-CA-CB	5.15	122.65	110.80
1	iP	177	ALA	C-N-CA	5.15	134.58	121.70
1	iV	169	TYR	CG-CD1-CE1	-5.15	117.18	121.30
1	jh	27	VAL	CB-CA-C	5.15	121.19	111.40
1	k3	107	THR	CA-CB-CG2	-5.15	105.19	112.40
1	lR	24	VAL	CG1-CB-CG2	-5.15	102.66	110.90
1	36	218	CYS	N-CA-CB	5.15	119.88	110.60
1	3h	105	ALA	N-CA-CB	-5.15	102.89	110.10
1	3v	143	ARG	NE-CZ-NH1	-5.15	117.72	120.30
1	3Y	87	HIS	N-CA-CB	5.15	119.87	110.60
1	46	142	VAL	CG1-CB-CG2	-5.15	102.66	110.90
1	4b	149	SER	N-CA-CB	5.15	118.23	110.50
1	4C	167	ARG	C-N-CA	5.15	134.58	121.70
1	5f	23	TRP	CA-CB-CG	5.15	123.49	113.70
1	5B	103	ASP	CB-CG-OD1	-5.15	113.66	118.30
1	5D	125	PRO	CA-N-CD	5.15	118.91	111.70
1	5J	112	GLN	O-C-N	-5.15	114.46	122.70
1	5X	28	GLU	OE1-CD-OE2	-5.15	117.12	123.30
1	66	6	LEU	N-CA-CB	5.15	120.71	110.40

Continued on next page...

Continued from previous page...

Mol	Chain	Res	Type	Atoms	Z	Observed(°)	Ideal(°)
1	6l	82	ARG	NE-CZ-NH2	-5.15	117.72	120.30
1	6C	166	ASP	CB-CG-OD1	-5.15	113.66	118.30
1	79	18	ARG	NE-CZ-NH1	5.15	122.88	120.30
1	7b	130	TYR	CB-CG-CD2	-5.15	117.91	121.00
1	7c	165	VAL	O-C-N	-5.15	114.45	122.70
1	7u	210	THR	CA-CB-CG2	-5.15	105.19	112.40
1	7H	162	ARG	CD-NE-CZ	5.15	130.81	123.60
1	7I	84	HIS	CA-CB-CG	-5.15	104.84	113.60
1	7M	169	TYR	CB-CG-CD1	-5.15	117.91	121.00
1	89	216	THR	N-CA-CB	5.15	120.09	110.30
1	8x	123	PRO	N-CD-CG	5.15	110.93	103.20
1	9q	62	HIS	CG-ND1-CE1	-5.15	99.00	105.70
1	9q	185	MET	CG-SD-CE	-5.15	91.96	100.20
1	aj	143	ARG	CG-CD-NE	-5.15	100.98	111.80
1	aB	188	THR	N-CA-CB	5.15	120.09	110.30
1	b0	154	ARG	CA-CB-CG	5.15	124.73	113.40
1	b7	97	ARG	CG-CD-NE	-5.15	100.98	111.80
1	bc	195	ASN	CA-C-N	5.15	131.53	117.10
1	bx	97	ARG	O-C-N	-5.15	114.45	122.70
1	bK	55	MET	CA-C-O	5.15	130.92	120.10
1	bK	230	VAL	CG1-CB-CG2	5.15	119.14	110.90
1	c9	143	ARG	NE-CZ-NH1	5.15	122.88	120.30
1	cq	166	ASP	O-C-N	-5.15	114.46	122.70
1	d8	173	ARG	N-CA-C	5.15	124.91	111.00
1	ds	113	GLU	O-C-N	-5.15	114.45	122.70
1	e8	3	VAL	CA-CB-CG2	-5.15	103.17	110.90
1	em	71	GLU	O-C-N	-5.15	114.45	122.70
1	em	228	ALA	N-CA-CB	5.15	117.31	110.10
1	eA	189	LEU	O-C-N	-5.15	114.45	122.70
1	eB	1	PRO	CA-CB-CG	-5.15	94.21	104.00
1	lv	145	TYR	CD1-CE1-CZ	5.15	124.44	119.80
1	fb	178	SER	N-CA-CB	5.15	118.23	110.50
1	fK	121	ASN	O-C-N	-5.15	111.31	121.10
1	fK	152	ASP	O-C-N	-5.15	114.46	122.70
1	n	86	VAL	CA-CB-CG2	-5.15	103.17	110.90
1	z	164	TYR	CB-CG-CD1	5.15	124.09	121.00
1	A	167	ARG	NE-CZ-NH1	5.15	122.88	120.30
1	D	45	GLU	N-CA-CB	5.15	119.87	110.60
1	O	54	THR	N-CA-CB	5.15	120.09	110.30
1	P	62	HIS	N-CA-CB	5.15	119.87	110.60
1	gi	179	GLN	C-N-CA	5.15	134.57	121.70
1	gp	92	GLU	CB-CA-C	5.15	120.70	110.40

Continued on next page...

Continued from previous page...

Mol	Chain	Res	Type	Atoms	Z	Observed(°)	Ideal(°)
1	gA	109	SER	CB-CA-C	5.15	119.89	110.10
1	1G	142	VAL	CA-CB-CG2	-5.15	103.17	110.90
1	hd	192	GLN	CA-CB-CG	5.15	124.73	113.40
1	hj	200	THR	O-C-N	-5.15	114.46	122.70
1	ho	75	GLU	CB-CA-C	5.15	120.70	110.40
1	hx	113	GLU	OE1-CD-OE2	-5.15	117.12	123.30
1	hx	164	TYR	CB-CG-CD1	-5.15	117.91	121.00
1	1M	142	VAL	O-C-N	-5.15	114.46	122.70
1	i5	49	PRO	N-CD-CG	5.15	110.93	103.20
1	is	130	TYR	CZ-CE2-CD2	5.15	124.44	119.80
1	iH	17	PRO	CA-N-CD	-5.15	104.29	111.50
1	jA	27	VAL	CA-CB-CG1	5.15	118.63	110.90
1	jO	151	LEU	N-CA-CB	5.15	120.70	110.40
1	jS	18	ARG	N-CA-CB	-5.15	101.33	110.60
1	k4	164	TYR	CG-CD1-CE1	-5.15	117.18	121.30
1	kc	82	ARG	NH1-CZ-NH2	-5.15	113.73	119.40
1	kf	203	LYS	O-C-N	-5.15	114.46	122.70
1	kr	105	ALA	N-CA-CB	-5.15	102.89	110.10
1	22	60	GLY	CA-C-O	5.15	129.87	120.60
1	ky	134	ILE	O-C-N	-5.15	114.46	122.70
1	kJ	161	PHE	CA-CB-CG	5.15	126.26	113.90
1	kK	209	ALA	CB-CA-C	5.15	117.83	110.10
1	kY	230	VAL	CG1-CB-CG2	-5.15	102.66	110.90
1	l2	109	SER	CB-CA-C	5.15	119.89	110.10
1	l9	32	PHE	CA-CB-CG	-5.15	101.54	113.90
1	l9	64	ALA	N-CA-CB	5.15	117.31	110.10
1	l9	212	GLU	CA-CB-CG	5.15	124.73	113.40
1	lb	188	THR	OG1-CB-CG2	-5.15	98.15	110.00
1	2p	32	PHE	CB-CG-CD1	-5.15	117.19	120.80
1	3b	133	TRP	NE1-CE2-CZ2	5.15	136.06	130.40
1	3s	183	ASN	CB-CG-OD1	5.15	131.90	121.60
1	3F	169	TYR	CG-CD2-CE2	-5.15	117.18	121.30
1	3I	219	GLN	N-CA-CB	5.15	119.87	110.60
1	3M	180	GLU	OE1-CD-OE2	-5.15	117.12	123.30
1	49	162	ARG	CG-CD-NE	-5.15	100.98	111.80
1	4C	80	TRP	CB-CG-CD2	-5.15	119.91	126.60
1	54	169	TYR	CB-CG-CD2	5.15	124.09	121.00
1	5p	170	LYS	CB-CA-C	-5.15	100.10	110.40
1	5C	200	THR	CA-CB-CG2	5.15	119.61	112.40
1	68	145	TYR	CG-CD2-CE2	-5.15	117.18	121.30
1	6I	173	ARG	CG-CD-NE	-5.15	100.98	111.80
1	70	130	TYR	CB-CG-CD2	5.15	124.09	121.00

Continued on next page...

Continued from previous page...

Mol	Chain	Res	Type	Atoms	Z	Observed(°)	Ideal(°)
1	7O	108	THR	N-CA-CB	5.15	120.08	110.30
1	7W	132	ARG	NE-CZ-NH1	5.15	122.88	120.30
1	7Z	135	ILE	O-C-N	-5.15	114.46	122.70
1	82	111	LEU	O-C-N	-5.15	114.46	122.70
1	8h	123	PRO	N-CA-CB	5.15	109.48	103.30
1	8s	163	ASP	CA-CB-CG	-5.15	102.07	113.40
1	8C	209	ALA	CA-C-O	5.15	130.92	120.10
1	8Y	62	HIS	CA-CB-CG	-5.15	104.85	113.60
1	91	161	PHE	CB-CA-C	5.15	120.70	110.40
1	95	216	THR	CA-CB-CG2	5.15	119.61	112.40
1	9s	86	VAL	CG1-CB-CG2	5.15	119.14	110.90
1	9w	193	ASN	CA-CB-CG	-5.15	102.07	113.40
1	9G	58	THR	N-CA-CB	5.15	120.09	110.30
1	Z	35	GLU	C-N-CA	5.15	134.58	121.70
1	al	23	TRP	CD1-NE1-CE2	5.15	113.64	109.00
1	ap	213	GLU	O-C-N	-5.15	114.46	122.70
1	aB	45	GLU	OE1-CD-OE2	-5.15	117.12	123.30
1	aO	23	TRP	CE2-CD2-CG	-5.15	103.18	107.30
1	aO	205	LEU	N-CA-CB	5.15	120.70	110.40
1	be	43	LEU	N-CA-CB	-5.15	100.10	110.40
1	bf	18	ARG	N-CA-CB	-5.15	101.33	110.60
1	bo	68	MET	CA-CB-CG	5.15	122.06	113.30
1	19	187	GLU	N-CA-CB	5.15	119.87	110.60
1	bQ	145	TYR	O-C-N	-5.15	114.46	122.70
1	c1	192	GLN	O-C-N	-5.15	114.46	122.70
1	co	58	THR	OG1-CB-CG2	-5.15	98.15	110.00
1	cq	23	TRP	CA-CB-CG	5.15	123.48	113.70
1	cv	14	ALA	O-C-N	-5.15	114.46	122.70
1	dv	152	ASP	CB-CG-OD1	-5.15	113.67	118.30
1	dC	80	TRP	O-C-N	-5.15	114.46	122.70
1	dI	118	MET	CG-SD-CE	-5.15	91.96	100.20
1	dU	105	ALA	N-CA-CB	-5.15	102.89	110.10
1	dU	186	THR	CA-CB-CG2	-5.15	105.19	112.40
1	eo	136	LEU	CB-CG-CD2	-5.15	102.24	111.00
1	eH	97	ARG	NH1-CZ-NH2	-5.15	113.73	119.40
1	eH	148	THR	CA-CB-CG2	-5.15	105.19	112.40
1	eM	210	THR	O-C-N	-5.15	114.46	122.70
1	fa	163	ASP	CB-CG-OD2	5.15	122.94	118.30
1	fn	145	TYR	CD1-CE1-CZ	-5.15	115.17	119.80
1	fs	183	ASN	N-CA-CB	-5.15	101.33	110.60
1	1B	32	PHE	CB-CG-CD2	5.15	124.41	120.80
1	1	121	ASN	CA-C-N	5.15	131.52	117.10

Continued on next page...

Continued from previous page...

Mol	Chain	Res	Type	Atoms	Z	Observed(°)	Ideal(°)
1	q	26	VAL	CA-CB-CG1	5.15	118.63	110.90
1	R	160	PRO	N-CA-CB	5.15	109.48	103.30
1	g9	7	GLN	N-CA-CB	5.15	119.87	110.60
1	gl	23	TRP	C-N-CA	5.15	134.57	121.70
1	h4	25	LYS	N-CA-CB	5.15	119.87	110.60
1	hd	152	ASP	CB-CG-OD1	-5.15	113.67	118.30
1	hr	166	ASP	CB-CG-OD2	5.15	122.93	118.30
1	jr	39	MET	CA-CB-CG	5.15	122.05	113.30
1	1X	229	ARG	CD-NE-CZ	5.15	130.81	123.60
1	lf	181	VAL	O-C-N	-5.15	114.46	122.70
1	lC	81	ASP	O-C-N	-5.15	114.46	122.70
1	3F	184	TRP	CA-CB-CG	5.15	123.48	113.70
1	4n	68	MET	CA-CB-CG	5.15	122.05	113.30
1	4u	92	GLU	OE1-CD-OE2	-5.15	117.12	123.30
1	4O	75	GLU	CG-CD-OE2	5.15	128.60	118.30
1	4R	185	MET	CG-SD-CE	-5.15	91.96	100.20
1	7v	174	ALA	N-CA-CB	5.15	117.31	110.10
1	7x	164	TYR	CB-CG-CD2	5.15	124.09	121.00
1	7C	169	TYR	CG-CD1-CE1	-5.15	117.18	121.30
1	7C	173	ARG	NE-CZ-NH2	-5.15	117.72	120.30
1	7V	162	ARG	CB-CA-C	5.15	120.70	110.40
1	8h	42	ALA	N-CA-CB	-5.15	102.89	110.10
1	8I	58	THR	OG1-CB-CG2	-5.15	98.16	110.00
1	9W	203	LYS	O-C-N	-5.15	114.46	122.70
1	9X	117	TRP	CE2-CD2-CG	-5.15	103.18	107.30
1	cL	128	GLU	CG-CD-OE2	-5.15	108.00	118.30
1	da	58	THR	CA-CB-CG2	-5.15	105.19	112.40
1	dI	167	ARG	CG-CD-NE	-5.15	100.99	111.80
1	fj	32	PHE	CG-CD2-CE2	-5.15	115.14	120.80
1	U	153	ILE	CA-CB-CG2	-5.15	100.60	110.90
1	8	131	LYS	CB-CA-C	5.15	120.70	110.40
1	gg	167	ARG	O-C-N	-5.15	114.46	122.70
1	gh	19	THR	O-C-N	-5.15	114.47	122.70
1	lC	22	ALA	O-C-N	-5.15	114.47	122.70
1	gr	140	LYS	O-C-N	-5.15	114.47	122.70
1	gy	24	VAL	CG1-CB-CG2	-5.15	102.67	110.90
1	gS	71	GLU	OE1-CD-OE2	-5.15	117.12	123.30
1	gT	86	VAL	CA-CB-CG2	-5.15	103.18	110.90
1	hb	105	ALA	N-CA-CB	-5.15	102.89	110.10
1	hg	117	TRP	CD1-NE1-CE2	-5.15	104.37	109.00
1	hD	29	GLU	OE1-CD-OE2	-5.15	117.12	123.30
1	lL	7	GLN	N-CA-CB	5.15	119.87	110.60

Continued on next page...

Continued from previous page...

Mol	Chain	Res	Type	Atoms	Z	Observed(°)	Ideal(°)
1	ig	22	ALA	N-CA-CB	5.15	117.31	110.10
1	is	130	TYR	CG-CD1-CE1	-5.15	117.18	121.30
1	j2	133	TRP	N-CA-CB	5.15	119.86	110.60
1	js	184	TRP	CB-CG-CD2	-5.15	119.91	126.60
1	jv	9	GLN	C-N-CA	5.15	134.57	121.70
1	kj	82	ARG	NE-CZ-NH1	5.15	122.87	120.30
1	24	133	TRP	CE2-CD2-CG	-5.15	103.18	107.30
1	l0	111	LEU	N-CA-CB	-5.15	100.11	110.40
1	l4	139	ASN	CA-C-O	5.15	130.91	120.10
1	lf	214	MET	CG-SD-CE	5.15	108.44	100.20
1	lj	96	MET	CG-SD-CE	-5.15	91.96	100.20
1	2h	103	ASP	CB-CG-OD2	-5.15	113.67	118.30
1	2h	171	THR	N-CA-CB	5.15	120.08	110.30
1	2m	52	LEU	CB-CG-CD2	5.15	119.75	111.00
1	2r	188	THR	CA-CB-CG2	-5.15	105.19	112.40
1	2t	119	THR	OG1-CB-CG2	-5.15	98.16	110.00
1	2E	81	ASP	CB-CG-OD1	5.15	122.93	118.30
1	2N	100	ARG	O-C-N	-5.15	114.45	123.20
1	33	24	VAL	CA-CB-CG1	5.15	118.62	110.90
1	3x	143	ARG	CA-CB-CG	5.15	124.72	113.40
1	4e	82	ARG	NH1-CZ-NH2	5.15	125.06	119.40
1	4r	50	GLN	O-C-N	-5.15	114.46	122.70
1	5j	166	ASP	O-C-N	-5.15	114.46	122.70
1	5k	143	ARG	NE-CZ-NH2	-5.15	117.73	120.30
1	5R	50	GLN	O-C-N	-5.15	114.46	122.70
1	5V	51	ASP	OD1-CG-OD2	-5.15	113.52	123.30
1	6j	197	ASP	OD1-CG-OD2	-5.15	113.52	123.30
1	6v	86	VAL	CA-CB-CG2	-5.15	103.18	110.90
1	7G	180	GLU	C-N-CA	5.15	134.57	121.70
1	83	82	ARG	NE-CZ-NH2	-5.15	117.73	120.30
1	8X	73	ILE	CG1-CB-CG2	-5.15	100.08	111.40
1	9j	184	TRP	O-C-N	-5.15	114.47	122.70
1	9s	93	PRO	CA-C-N	5.15	126.49	116.20
1	9D	105	ALA	N-CA-CB	-5.15	102.89	110.10
1	Z	145	TYR	CG-CD1-CE1	-5.15	117.18	121.30
1	a3	158	LYS	CA-C-N	5.15	128.53	117.20
1	ac	68	MET	CG-SD-CE	5.15	108.44	100.20
1	aA	145	TYR	CG-CD2-CE2	5.15	125.42	121.30
1	cF	184	TRP	CB-CA-C	5.15	120.69	110.40
1	cR	29	GLU	O-C-N	-5.15	114.46	122.70
1	dj	219	GLN	CA-CB-CG	5.15	124.72	113.40
1	dn	214	MET	CB-CA-C	-5.15	100.10	110.40

Continued on next page...

Continued from previous page...

Mol	Chain	Res	Type	Atoms	Z	Observed(°)	Ideal(°)
1	dz	229	ARG	CG-CD-NE	-5.15	100.99	111.80
1	dL	162	ARG	NE-CZ-NH1	5.15	122.87	120.30
1	dN	159	GLU	N-CA-C	5.15	124.90	111.00
1	dQ	119	THR	CA-CB-CG2	-5.15	105.19	112.40
1	dV	81	ASP	CB-CG-OD2	-5.15	113.67	118.30
1	dX	82	ARG	NE-CZ-NH1	-5.15	117.73	120.30
1	dY	100	ARG	CD-NE-CZ	5.15	130.81	123.60
1	lo	96	MET	N-CA-CB	5.15	119.86	110.60
1	e6	76	GLU	OE1-CD-OE2	-5.15	117.12	123.30
1	e6	140	LYS	CD-CE-NZ	-5.15	99.86	111.70
1	eq	208	ALA	CB-CA-C	5.15	117.82	110.10
1	ev	40	PHE	CB-CG-CD1	-5.15	117.20	120.80
1	eA	185	MET	CG-SD-CE	-5.15	91.97	100.20
1	eC	30	LYS	O-C-N	-5.15	114.46	122.70
1	eF	27	VAL	CA-CB-CG2	-5.15	103.18	110.90
1	eM	3	VAL	CA-CB-CG1	-5.15	103.18	110.90
1	eQ	27	VAL	CA-CB-CG2	5.15	118.62	110.90
1	lx	154	ARG	NE-CZ-NH1	5.15	122.87	120.30
1	fM	178	SER	O-C-N	-5.15	114.46	122.70
1	w	23	TRP	CH2-CZ2-CE2	-5.15	112.25	117.40
1	O	100	ARG	NH1-CZ-NH2	-5.15	113.74	119.40
1	gC	144	MET	CA-C-O	5.15	130.91	120.10
1	hk	142	VAL	CA-CB-CG1	5.15	118.62	110.90
1	hT	229	ARG	NE-CZ-NH2	5.15	122.87	120.30
1	iv	29	GLU	OE1-CD-OE2	-5.15	117.12	123.30
1	kF	173	ARG	NH1-CZ-NH2	-5.15	113.74	119.40
1	2o	7	GLN	CB-CA-C	-5.15	100.11	110.40
1	2O	121	ASN	N-CA-C	-5.15	97.11	111.00
1	70	143	ARG	NE-CZ-NH1	5.15	122.87	120.30
1	7l	85	PRO	N-CD-CG	5.15	110.92	103.20
1	7x	221	VAL	CA-CB-CG1	5.15	118.62	110.90
1	7S	212	GLU	N-CA-CB	-5.15	101.34	110.60
1	8f	90	PRO	N-CA-CB	-5.15	96.94	102.60
1	8m	176	GLN	N-CA-CB	-5.15	101.34	110.60
1	9a	11	VAL	CA-CB-CG1	-5.15	103.18	110.90
1	9g	22	ALA	CB-CA-C	-5.15	102.38	110.10
1	a6	112	GLN	N-CA-CB	5.15	119.86	110.60
1	10	19	THR	CA-CB-CG2	-5.15	105.19	112.40
1	az	209	ALA	N-CA-CB	-5.15	102.90	110.10
1	aL	132	ARG	N-CA-CB	5.15	119.86	110.60
1	bx	229	ARG	NE-CZ-NH1	5.15	122.87	120.30
1	1f	64	ALA	C-N-CA	5.15	134.56	121.70

Continued on next page...

Continued from previous page...

Mol	Chain	Res	Type	Atoms	Z	Observed(°)	Ideal(°)
1	cJ	226	HIS	N-CA-CB	5.15	119.86	110.60
1	d0	154	ARG	CD-NE-CZ	5.15	130.80	123.60
1	d3	48	THR	CA-CB-CG2	-5.15	105.20	112.40
1	1l	143	ARG	NH1-CZ-NH2	-5.15	113.74	119.40
1	dC	136	LEU	CB-CG-CD2	5.15	119.75	111.00
1	eg	66	MET	CB-CA-C	5.15	120.69	110.40
1	ff	167	ARG	NH1-CZ-NH2	-5.15	113.74	119.40
1	Q	82	ARG	CD-NE-CZ	5.15	130.81	123.60
1	gb	175	GLU	CA-CB-CG	5.14	124.72	113.40
1	gz	122	PRO	N-CA-CB	5.14	109.47	103.30
1	gH	162	ARG	NH1-CZ-NH2	-5.14	113.74	119.40
1	gM	72	THR	O-C-N	-5.14	114.47	122.70
1	gN	36	VAL	CA-CB-CG1	-5.14	103.18	110.90
1	h5	58	THR	O-C-N	-5.14	114.47	122.70
1	hb	26	VAL	CA-CB-CG2	-5.14	103.18	110.90
1	hr	128	GLU	OE1-CD-OE2	-5.14	117.13	123.30
1	hW	6	LEU	CB-CG-CD1	5.14	119.75	111.00
1	1Q	24	VAL	CA-CB-CG1	5.14	118.62	110.90
1	jb	132	ARG	NE-CZ-NH2	-5.14	117.73	120.30
1	jj	110	THR	CA-CB-CG2	-5.14	105.20	112.40
1	js	177	ALA	CB-CA-C	5.14	117.82	110.10
1	jT	51	ASP	CB-CG-OD1	5.14	122.93	118.30
1	jY	81	ASP	CB-CA-C	5.14	120.69	110.40
1	kz	167	ARG	NE-CZ-NH2	-5.14	117.73	120.30
1	kX	141	ILE	O-C-N	-5.14	114.47	122.70
1	1l	195	ASN	CB-CA-C	5.14	120.69	110.40
1	lh	169	TYR	CG-CD2-CE2	-5.14	117.19	121.30
1	2l	80	TRP	CB-CG-CD1	-5.14	120.31	127.00
1	2X	153	ILE	O-C-N	-5.14	114.47	122.70
1	36	164	TYR	CD1-CE1-CZ	-5.14	115.17	119.80
1	3d	117	TRP	CB-CG-CD2	5.14	133.29	126.60
1	3j	99	PRO	N-CA-CB	-5.14	96.94	102.60
1	3t	26	VAL	CA-CB-CG2	-5.14	103.18	110.90
1	3y	125	PRO	N-CA-CB	-5.14	96.94	102.60
1	3G	175	GLU	CA-CB-CG	5.14	124.72	113.40
1	3P	166	ASP	CB-CG-OD1	5.14	122.93	118.30
1	3U	81	ASP	CB-CG-OD1	-5.14	113.67	118.30
1	43	23	TRP	CH2-CZ2-CE2	-5.14	112.25	117.40
1	4n	3	VAL	O-C-N	-5.14	114.47	122.70
1	4w	51	ASP	CB-CG-OD2	-5.14	113.67	118.30
1	4N	51	ASP	CB-CA-C	-5.14	100.11	110.40
1	57	177	ALA	N-CA-CB	5.14	117.30	110.10

Continued on next page...

Continued from previous page...

Mol	Chain	Res	Type	Atoms	Z	Observed(°)	Ideal(°)
1	5E	76	GLU	CB-CG-CD	-5.14	100.31	114.20
1	5J	4	GLN	N-CA-CB	5.14	119.86	110.60
1	5Q	130	TYR	CB-CG-CD1	5.14	124.09	121.00
1	6D	107	THR	N-CA-CB	5.14	120.08	110.30
1	6S	10	MET	CG-SD-CE	-5.14	91.97	100.20
1	6S	215	MET	CG-SD-CE	-5.14	91.97	100.20
1	6W	90	PRO	N-CA-CB	5.14	109.47	103.30
1	7k	69	LEU	CB-CA-C	5.14	119.97	110.20
1	7r	132	ARG	CG-CD-NE	-5.14	101.00	111.80
1	7x	23	TRP	CD1-NE1-CE2	5.14	113.63	109.00
1	7S	117	TRP	CG-CD2-CE3	-5.14	129.27	133.90
1	8I	167	ARG	NH1-CZ-NH2	5.14	125.06	119.40
1	8E	162	ARG	CA-CB-CG	5.14	124.72	113.40
1	8I	189	LEU	CB-CG-CD1	-5.14	102.25	111.00
1	Y	110	THR	CA-CB-CG2	-5.14	105.20	112.40
1	9R	132	ARG	NH1-CZ-NH2	-5.14	113.74	119.40
1	a5	33	SER	N-CA-CB	-5.14	102.78	110.50
1	a6	76	GLU	OE1-CD-OE2	-5.14	117.13	123.30
1	ab	23	TRP	CB-CG-CD2	5.14	133.29	126.60
1	aM	21	ASN	N-CA-CB	5.14	119.86	110.60
1	aV	107	THR	N-CA-CB	5.14	120.08	110.30
1	c1	97	ARG	NH1-CZ-NH2	-5.14	113.74	119.40
1	c4	130	TYR	CB-CG-CD2	-5.14	117.91	121.00
1	ce	80	TRP	NE1-CE2-CZ2	5.14	136.06	130.40
1	ce	82	ARG	NE-CZ-NH2	-5.14	117.73	120.30
1	co	121	ASN	CB-CG-OD1	5.14	131.89	121.60
1	ct	39	MET	CG-SD-CE	-5.14	91.97	100.20
1	cR	39	MET	CG-SD-CE	-5.14	91.97	100.20
1	dv	185	MET	N-CA-CB	5.14	119.86	110.60
1	dY	213	GLU	OE1-CD-OE2	-5.14	117.13	123.30
1	e8	216	THR	CA-CB-CG2	-5.14	105.20	112.40
1	eb	131	LYS	CA-CB-CG	5.14	124.72	113.40
1	eP	173	ARG	NH1-CZ-NH2	-5.14	113.74	119.40
1	fa	126	VAL	CA-CB-CG1	5.14	118.62	110.90
1	f	35	GLU	CB-CA-C	-5.14	100.11	110.40
1	q	184	TRP	CB-CG-CD2	5.14	133.29	126.60
1	2	110	THR	CA-CB-OG1	5.14	119.80	109.00
1	w	144	MET	CG-SD-CE	-5.14	91.97	100.20
1	G	23	TRP	CB-CG-CD2	5.14	133.29	126.60
1	gJ	169	TYR	CG-CD2-CE2	-5.14	117.19	121.30
1	h6	22	ALA	N-CA-CB	-5.14	102.90	110.10
1	hk	86	VAL	CA-CB-CG2	5.14	118.61	110.90

Continued on next page...

Continued from previous page...

Mol	Chain	Res	Type	Atoms	Z	Observed(°)	Ideal(°)
1	1J	168	PHE	CB-CG-CD2	-5.14	117.20	120.80
1	hB	8	GLY	N-CA-C	5.14	125.96	113.10
1	hN	33	SER	CA-C-N	5.14	131.50	117.10
1	hY	171	THR	CA-CB-CG2	-5.14	105.20	112.40
1	id	148	THR	CA-CB-CG2	5.14	119.60	112.40
1	iE	229	ARG	CB-CA-C	5.14	120.69	110.40
1	iZ	164	TYR	CB-CG-CD2	5.14	124.08	121.00
1	js	37	ILE	CA-CB-CG1	-5.14	101.23	111.00
1	jV	136	LEU	CB-CG-CD2	5.14	119.74	111.00
1	k5	11	VAL	CG1-CB-CG2	-5.14	102.67	110.90
1	k8	143	ARG	NE-CZ-NH2	-5.14	117.73	120.30
1	ka	71	GLU	OE1-CD-OE2	-5.14	117.13	123.30
1	kl	30	LYS	O-C-N	-5.14	114.47	122.70
1	22	80	TRP	CB-CG-CD1	-5.14	120.32	127.00
1	kK	18	ARG	O-C-N	-5.14	114.47	122.70
1	kR	53	ASN	N-CA-CB	5.14	119.86	110.60
1	kX	66	MET	CG-SD-CE	5.14	108.43	100.20
1	l0	59	VAL	CG1-CB-CG2	-5.14	102.67	110.90
1	l6	59	VAL	CA-CB-CG2	-5.14	103.19	110.90
1	l6	203	LYS	N-CA-CB	-5.14	101.34	110.60
1	2n	200	THR	OG1-CB-CG2	-5.14	98.17	110.00
1	34	80	TRP	CB-CG-CD1	-5.14	120.31	127.00
1	4M	117	TRP	CA-CB-CG	5.14	123.47	113.70
1	4P	23	TRP	CH2-CZ2-CE2	5.14	122.54	117.40
1	4U	100	ARG	NE-CZ-NH1	5.14	122.87	120.30
1	5L	90	PRO	N-CD-CG	5.14	110.91	103.20
1	63	101	GLY	CA-C-O	5.14	129.86	120.60
1	67	192	GLN	N-CA-C	5.14	124.89	111.00
1	6B	25	LYS	CB-CA-C	5.14	120.68	110.40
1	74	188	THR	CA-CB-CG2	5.14	119.60	112.40
1	75	96	MET	N-CA-C	5.14	124.88	111.00
1	7B	182	LYS	N-CA-CB	-5.14	101.34	110.60
1	7C	165	VAL	CG1-CB-CG2	-5.14	102.67	110.90
1	7M	97	ARG	NH1-CZ-NH2	-5.14	113.74	119.40
1	8b	88	ALA	N-CA-CB	-5.14	102.90	110.10
1	8n	229	ARG	NE-CZ-NH1	5.14	122.87	120.30
1	8r	32	PHE	CB-CG-CD1	-5.14	117.20	120.80
1	8w	125	PRO	N-CA-CB	-5.14	96.94	102.60
1	8H	180	GLU	N-CA-CB	-5.14	101.34	110.60
1	8Z	108	THR	O-C-N	-5.14	114.47	122.70
1	9r	73	ILE	O-C-N	-5.14	114.47	122.70
1	9w	164	TYR	CG-CD1-CE1	-5.14	117.19	121.30

Continued on next page...

Continued from previous page...

Mol	Chain	Res	Type	Atoms	Z	Observed(°)	Ideal(°)
1	a1	139	ASN	CB-CA-C	5.14	120.68	110.40
1	at	228	ALA	N-CA-CB	-5.14	102.90	110.10
1	av	23	TRP	CA-CB-CG	5.14	123.47	113.70
1	b9	58	THR	CA-CB-CG2	-5.14	105.20	112.40
1	bd	23	TRP	CD1-NE1-CE2	5.14	113.63	109.00
1	bk	161	PHE	CB-CG-CD2	5.14	124.40	120.80
1	bu	110	THR	CA-CB-CG2	-5.14	105.20	112.40
1	cO	211	LEU	CB-CG-CD2	-5.14	102.26	111.00
1	dd	58	THR	CA-CB-OG1	5.14	119.80	109.00
1	dp	167	ARG	CD-NE-CZ	5.14	130.80	123.60
1	ej	77	ALA	O-C-N	-5.14	114.47	122.70
1	f0	18	ARG	NH1-CZ-NH2	-5.14	113.74	119.40
1	ff	44	SER	N-CA-CB	5.14	118.22	110.50
1	1y	130	TYR	CG-CD1-CE1	5.14	125.41	121.30
1	1y	163	ASP	CB-CG-OD2	5.14	122.93	118.30
1	fY	4	GLN	CG-CD-OE1	5.14	131.89	121.60
1	g6	15	ILE	CA-CB-CG1	5.14	120.77	111.00
1	1	161	PHE	CD1-CE1-CZ	-5.14	113.93	120.10
1	1	184	TRP	CD1-CG-CD2	-5.14	102.19	106.30
1	p	130	TYR	CD1-CE1-CZ	-5.14	115.17	119.80
1	3	23	TRP	CE2-CD2-CG	-5.14	103.19	107.30
1	gD	184	TRP	CB-CG-CD1	-5.14	120.32	127.00
1	hb	145	TYR	CB-CG-CD2	-5.14	117.92	121.00
1	hv	118	MET	CG-SD-CE	-5.14	91.97	100.20
1	hA	161	PHE	CG-CD2-CE2	-5.14	115.14	120.80
1	hJ	164	TYR	CB-CA-C	5.14	120.68	110.40
1	ih	93	PRO	N-CD-CG	5.14	110.91	103.20
1	21	120	HIS	N-CA-CB	5.14	119.85	110.60
1	2f	194	ALA	CB-CA-C	5.14	117.81	110.10
1	2u	36	VAL	O-C-N	-5.14	114.47	122.70
1	3y	103	ASP	C-N-CA	5.14	134.55	121.70
1	3C	130	TYR	CZ-CE2-CD2	5.14	124.43	119.80
1	4i	18	ARG	NE-CZ-NH1	5.14	122.87	120.30
1	5t	77	ALA	CB-CA-C	5.14	117.81	110.10
1	5z	164	TYR	CB-CG-CD2	-5.14	117.92	121.00
1	67	226	HIS	CA-CB-CG	-5.14	104.86	113.60
1	6G	192	GLN	CG-CD-OE1	-5.14	111.32	121.60
1	6W	224	PRO	N-CA-CB	5.14	109.47	103.30
1	7z	23	TRP	CE2-CD2-CG	-5.14	103.19	107.30
1	7G	130	TYR	CB-CG-CD1	5.14	124.08	121.00
1	8F	32	PHE	CA-CB-CG	-5.14	101.56	113.90
1	8G	26	VAL	O-C-N	-5.14	114.47	122.70

Continued on next page...

Continued from previous page...

Mol	Chain	Res	Type	Atoms	Z	Observed(°)	Ideal(°)
1	9r	42	ALA	N-CA-CB	5.14	117.30	110.10
1	9s	23	TRP	CE2-CD2-CG	-5.14	103.19	107.30
1	9B	31	ALA	O-C-N	-5.14	114.47	122.70
1	11	88	ALA	C-N-CA	5.14	133.10	122.30
1	ak	189	LEU	CB-CG-CD1	-5.14	102.26	111.00
1	aY	100	ARG	O-C-N	-5.14	114.46	123.20
1	bE	120	HIS	O-C-N	-5.14	114.47	122.70
1	c6	205	LEU	CB-CG-CD2	-5.14	102.26	111.00
1	cJ	48	THR	CA-CB-CG2	-5.14	105.20	112.40
1	dq	162	ARG	CG-CD-NE	-5.14	101.00	111.80
1	fq	46	GLY	O-C-N	-5.14	114.47	122.70
1	fM	92	GLU	OE1-CD-OE2	-5.14	117.13	123.30
1	k	177	ALA	CB-CA-C	5.14	117.81	110.10
1	g9	166	ASP	CB-CG-OD2	5.14	122.92	118.30
1	gB	105	ALA	C-N-CA	5.14	133.09	122.30
1	h7	80	TRP	CG-CD2-CE3	5.14	138.53	133.90
1	hf	113	GLU	CB-CA-C	-5.14	100.12	110.40
1	hi	18	ARG	O-C-N	-5.14	114.48	122.70
1	hm	170	LYS	N-CA-CB	5.14	119.85	110.60
1	hB	213	GLU	OE1-CD-OE2	-5.14	117.13	123.30
1	hP	168	PHE	CG-CD2-CE2	-5.14	115.15	120.80
1	hT	173	ARG	NH1-CZ-NH2	-5.14	113.75	119.40
1	ib	167	ARG	NE-CZ-NH1	5.14	122.87	120.30
1	ii	82	ARG	CG-CD-NE	-5.14	101.00	111.80
1	1S	162	ARG	NE-CZ-NH1	5.14	122.87	120.30
1	jd	169	TYR	N-CA-CB	5.14	119.85	110.60
1	jj	55	MET	CG-SD-CE	-5.14	91.97	100.20
1	jl	140	LYS	O-C-N	-5.14	114.48	122.70
1	jt	86	VAL	CG1-CB-CG2	5.14	119.12	110.90
1	jN	80	TRP	CA-CB-CG	5.14	123.47	113.70
1	k6	80	TRP	CG-CD2-CE3	-5.14	129.27	133.90
1	21	80	TRP	CB-CG-CD1	5.14	133.68	127.00
1	kn	162	ARG	CD-NE-CZ	5.14	130.79	123.60
1	kN	136	LEU	O-C-N	-5.14	114.46	123.20
1	24	173	ARG	NE-CZ-NH1	5.14	122.87	120.30
1	l3	112	GLN	O-C-N	-5.14	114.48	122.70
1	la	97	ARG	NE-CZ-NH1	5.14	122.87	120.30
1	la	215	MET	CG-SD-CE	-5.14	91.98	100.20
1	lF	44	SER	O-C-N	-5.14	114.48	122.70
1	2a	215	MET	CG-SD-CE	-5.14	91.98	100.20
1	lN	132	ARG	NE-CZ-NH1	5.14	122.87	120.30
1	2h	146	SER	CB-CA-C	-5.14	100.33	110.10

Continued on next page...

Continued from previous page...

Mol	Chain	Res	Type	Atoms	Z	Observed(°)	Ideal(°)
1	2j	133	TRP	CB-CG-CD1	5.14	133.68	127.00
1	2p	108	THR	CA-CB-CG2	-5.14	105.20	112.40
1	2q	23	TRP	CZ3-CH2-CZ2	-5.14	115.43	121.60
1	2w	12	HIS	CB-CA-C	-5.14	100.12	110.40
1	2S	68	MET	N-CA-CB	5.14	119.85	110.60
1	2X	146	SER	N-CA-CB	5.14	118.21	110.50
1	30	191	VAL	O-C-N	-5.14	114.48	122.70
1	32	59	VAL	CA-CB-CG2	5.14	118.61	110.90
1	3o	162	ARG	CG-CD-NE	-5.14	101.01	111.80
1	3o	212	GLU	OE1-CD-OE2	-5.14	117.13	123.30
1	3v	216	THR	CA-CB-CG2	-5.14	105.20	112.40
1	42	142	VAL	CA-CB-CG1	5.14	118.61	110.90
1	4l	81	ASP	CB-CG-OD1	5.14	122.92	118.30
1	56	81	ASP	CB-CG-OD2	-5.14	113.67	118.30
1	5h	67	GLN	CB-CA-C	5.14	120.68	110.40
1	5o	215	MET	CA-CB-CG	-5.14	104.56	113.30
1	5T	142	VAL	CG1-CB-CG2	-5.14	102.68	110.90
1	5X	185	MET	CG-SD-CE	-5.14	91.98	100.20
1	7b	165	VAL	CA-CB-CG2	-5.14	103.19	110.90
1	7B	23	TRP	CH2-CZ2-CE2	5.14	122.54	117.40
1	7Z	81	ASP	CB-CG-OD1	5.14	122.93	118.30
1	8m	117	TRP	CB-CG-CD2	5.14	133.28	126.60
1	8J	163	ASP	CA-C-O	5.14	130.89	120.10
1	8Q	163	ASP	CB-CA-C	-5.14	100.12	110.40
1	8S	184	TRP	O-C-N	-5.14	114.48	122.70
1	8X	80	TRP	CE2-CD2-CG	5.14	111.41	107.30
1	95	162	ARG	CG-CD-NE	-5.14	101.01	111.80
1	98	151	LEU	CB-CG-CD1	-5.14	102.26	111.00
1	9i	117	TRP	CD2-CE3-CZ3	-5.14	112.12	118.80
1	9k	176	GLN	CB-CA-C	5.14	120.68	110.40
1	9o	132	ARG	NE-CZ-NH1	5.14	122.87	120.30
1	9o	205	LEU	CB-CG-CD2	5.14	119.74	111.00
1	9r	219	GLN	N-CA-CB	-5.14	101.35	110.60
1	9B	20	LEU	CB-CA-C	-5.14	100.44	110.20
1	9X	35	GLU	OE1-CD-OE2	-5.14	117.13	123.30
1	9Z	15	ILE	O-C-N	-5.14	114.48	122.70
1	aE	142	VAL	CA-CB-CG1	5.14	118.61	110.90
1	bB	132	ARG	CB-CG-CD	-5.14	98.24	111.60
1	bT	163	ASP	CB-CG-OD1	5.14	122.92	118.30
1	cf	165	VAL	CG1-CB-CG2	-5.14	102.68	110.90
1	1e	80	TRP	CE3-CZ3-CH2	-5.14	115.55	121.20
1	da	123	PRO	N-CA-CB	5.14	109.47	103.30

Continued on next page...

Continued from previous page...

Mol	Chain	Res	Type	Atoms	Z	Observed(°)	Ideal(°)
1	dc	208	ALA	O-C-N	-5.14	114.48	122.70
1	ds	229	ARG	NH1-CZ-NH2	-5.14	113.75	119.40
1	dy	184	TRP	CD1-NE1-CE2	-5.14	104.37	109.00
1	dA	229	ARG	CG-CD-NE	-5.14	101.01	111.80
1	dF	217	ALA	CB-CA-C	5.14	117.81	110.10
1	fp	106	GLY	O-C-N	-5.14	114.48	122.70
1	lx	119	THR	CA-CB-CG2	5.14	119.59	112.40
1	fu	64	ALA	CB-CA-C	5.14	117.81	110.10
1	fw	214	MET	CG-SD-CE	5.14	108.42	100.20
1	fM	81	ASP	CB-CG-OD1	5.14	122.93	118.30
1	lB	100	ARG	NH1-CZ-NH2	-5.14	113.75	119.40
1	h5	210	THR	N-CA-CB	5.14	120.06	110.30
1	ig	202	LEU	CB-CG-CD1	5.14	119.73	111.00
1	iW	229	ARG	NE-CZ-NH2	-5.14	117.73	120.30
1	j0	40	PHE	CB-CG-CD1	5.14	124.40	120.80
1	ja	36	VAL	O-C-N	-5.14	114.48	122.70
1	jO	184	TRP	CA-CB-CG	5.14	123.46	113.70
1	kr	68	MET	CG-SD-CE	-5.14	91.98	100.20
1	kL	130	TYR	CD1-CG-CD2	-5.14	112.25	117.90
1	26	218	CYS	CA-C-O	5.14	130.89	120.10
1	lA	226	HIS	CA-CB-CG	5.14	122.33	113.60
1	lB	210	THR	CA-CB-CG2	-5.14	105.21	112.40
1	2E	140	LYS	CB-CA-C	5.14	120.67	110.40
1	2S	133	TRP	CZ3-CH2-CZ2	-5.14	115.44	121.60
1	3R	58	THR	CA-CB-CG2	5.14	119.59	112.40
1	4w	81	ASP	CB-CG-OD1	5.14	122.92	118.30
1	5c	25	LYS	CB-CA-C	5.14	120.67	110.40
1	5k	145	TYR	CB-CG-CD2	5.14	124.08	121.00
1	6j	192	GLN	N-CA-C	5.14	124.87	111.00
1	6T	139	ASN	N-CA-CB	-5.14	101.35	110.60
1	7v	118	MET	CG-SD-CE	-5.14	91.98	100.20
1	8Y	124	ILE	CA-C-N	5.14	131.49	117.10
1	9p	66	MET	O-C-N	-5.14	114.48	122.70
1	9y	29	GLU	CG-CD-OE2	5.14	128.57	118.30
1	9H	24	VAL	CA-CB-CG1	5.14	118.61	110.90
1	bA	27	VAL	CG1-CB-CG2	-5.14	102.68	110.90
1	cM	14	ALA	CB-CA-C	-5.14	102.39	110.10
1	cU	96	MET	CG-SD-CE	-5.14	91.98	100.20
1	dB	26	VAL	CA-CB-CG1	5.14	118.61	110.90
1	dD	205	LEU	CB-CA-C	-5.14	100.44	110.20
1	eJ	149	SER	N-CA-CB	5.14	118.21	110.50
1	fb	21	ASN	O-C-N	-5.14	114.48	122.70

Continued on next page...

Continued from previous page...

Mol	Chain	Res	Type	Atoms	Z	Observed(°)	Ideal(°)
1	fz	175	GLU	OE1-CD-OE2	-5.14	117.14	123.30
1	h	143	ARG	NH1-CZ-NH2	-5.14	113.75	119.40
1	1D	86	VAL	C-N-CA	5.14	134.54	121.70
1	gH	58	THR	CA-CB-CG2	-5.14	105.21	112.40
1	gT	126	VAL	CG1-CB-CG2	-5.14	102.68	110.90
1	h3	145	TYR	CB-CG-CD2	5.14	124.08	121.00
1	hj	130	TYR	CG-CD1-CE1	-5.14	117.19	121.30
1	hv	130	TYR	CB-CG-CD1	5.14	124.08	121.00
1	hA	51	ASP	CB-CG-OD1	5.14	122.92	118.30
1	hV	132	ARG	NH1-CZ-NH2	-5.14	113.75	119.40
1	i3	133	TRP	CG-CD2-CE3	-5.14	129.28	133.90
1	ia	228	ALA	CA-C-O	5.14	130.88	120.10
1	iq	56	LEU	CB-CG-CD1	-5.14	102.27	111.00
1	iz	23	TRP	CG-CD2-CE3	-5.14	129.28	133.90
1	iY	20	LEU	O-C-N	-5.14	114.48	122.70
1	jh	143	ARG	NH1-CZ-NH2	-5.14	113.75	119.40
1	jJ	184	TRP	CB-CG-CD1	-5.14	120.32	127.00
1	ki	162	ARG	CB-CA-C	5.14	120.67	110.40
1	166	ASP	N-CA-CB	-5.14	101.36	110.60	
1	kR	124	ILE	CA-C-N	5.14	131.48	117.10
1	l6	40	PHE	CD1-CE1-CZ	-5.14	113.94	120.10
1	lb	163	ASP	CB-CG-OD2	5.14	122.92	118.30
1	lL	32	PHE	CB-CG-CD1	-5.14	117.20	120.80
1	2b	7	GLN	O-C-N	-5.14	114.47	123.20
1	2p	221	VAL	C-N-CA	5.14	133.09	122.30
1	2R	98	GLU	OE1-CD-OE2	-5.14	117.14	123.30
1	30	138	LEU	N-CA-CB	5.14	120.67	110.40
1	3j	159	GLU	OE1-CD-OE2	-5.14	117.14	123.30
1	3E	135	ILE	O-C-N	-5.14	114.48	122.70
1	4D	103	ASP	CB-CG-OD2	-5.14	113.68	118.30
1	4E	193	ASN	N-CA-CB	-5.14	101.36	110.60
1	4X	23	TRP	CB-CG-CD2	5.14	133.28	126.60
1	5k	222	GLY	O-C-N	-5.14	114.47	123.20
1	5L	117	TRP	CZ3-CH2-CZ2	5.14	127.76	121.60
1	5O	84	HIS	CA-CB-CG	5.14	122.33	113.60
1	5W	96	MET	CG-SD-CE	-5.14	91.98	100.20
1	5Y	111	LEU	CB-CG-CD1	5.14	119.73	111.00
1	62	184	TRP	CB-CA-C	5.14	120.67	110.40
1	6l	118	MET	CG-SD-CE	-5.14	91.98	100.20
1	6I	158	LYS	N-CA-CB	5.14	119.85	110.60
1	6Y	215	MET	CA-CB-CG	-5.14	104.57	113.30
1	71	36	VAL	CA-CB-CG1	-5.14	103.20	110.90

Continued on next page...

Continued from previous page...

Mol	Chain	Res	Type	Atoms	Z	Observed(°)	Ideal(°)
1	72	229	ARG	NH1-CZ-NH2	-5.14	113.75	119.40
1	7b	121	ASN	CA-CB-CG	-5.14	102.10	113.40
1	7x	191	VAL	CA-CB-CG1	-5.14	103.19	110.90
1	7C	99	PRO	N-CA-CB	5.14	109.46	103.30
1	81	120	HIS	CA-CB-CG	5.14	122.33	113.60
1	94	100	ARG	NE-CZ-NH1	5.14	122.87	120.30
1	9c	30	LYS	CA-CB-CG	5.14	124.70	113.40
1	a6	187	GLU	N-CA-CB	5.14	119.85	110.60
1	a8	80	TRP	CB-CG-CD2	-5.14	119.92	126.60
1	aY	145	TYR	CB-CG-CD2	-5.14	117.92	121.00
1	b3	107	THR	OG1-CB-CG2	-5.14	98.19	110.00
1	bq	180	GLU	OE1-CD-OE2	-5.14	117.14	123.30
1	bX	18	ARG	NE-CZ-NH2	5.14	122.87	120.30
1	cl	200	THR	O-C-N	-5.14	114.48	122.70
1	cA	210	THR	CA-CB-CG2	-5.14	105.21	112.40
1	cH	108	THR	O-C-N	-5.14	114.48	122.70
1	cQ	89	GLY	N-CA-C	5.14	125.94	113.10
1	d5	185	MET	CG-SD-CE	-5.14	91.98	100.20
1	dE	173	ARG	NE-CZ-NH1	5.14	122.87	120.30
1	e1	80	TRP	CB-CA-C	5.14	120.67	110.40
1	e4	162	ARG	NE-CZ-NH2	5.14	122.87	120.30
1	e4	228	ALA	CB-CA-C	-5.14	102.39	110.10
1	ea	95	GLN	CA-CB-CG	5.14	124.70	113.40
1	ea	122	PRO	N-CD-CG	5.14	110.91	103.20
1	eq	26	VAL	CG1-CB-CG2	-5.14	102.68	110.90
1	1r	210	THR	CA-CB-OG1	5.14	119.79	109.00
1	eR	64	ALA	CB-CA-C	5.14	117.80	110.10
1	f0	143	ARG	O-C-N	-5.14	114.48	122.70
1	ft	162	ARG	NE-CZ-NH2	-5.14	117.73	120.30
1	fw	132	ARG	N-CA-C	5.14	124.87	111.00
1	1B	130	TYR	N-CA-CB	-5.14	101.35	110.60
1	i	192	GLN	N-CA-CB	-5.14	101.35	110.60
1	k	36	VAL	CA-CB-CG1	5.14	118.61	110.90
1	v	179	GLN	N-CA-C	5.14	124.87	111.00
1	S	161	PHE	CB-CG-CD1	-5.14	117.20	120.80
1	gf	11	VAL	O-C-N	-5.13	114.48	122.70
1	gi	50	GLN	O-C-N	-5.13	114.48	122.70
1	gE	10	MET	CG-SD-CE	-5.13	91.98	100.20
1	h0	143	ARG	CD-NE-CZ	5.13	130.79	123.60
1	h3	133	TRP	CE2-CD2-CE3	5.13	124.86	118.70
1	hV	24	VAL	CA-CB-CG2	-5.13	103.20	110.90
1	1N	128	GLU	OE1-CD-OE2	-5.13	117.14	123.30

Continued on next page...

Continued from previous page...

Mol	Chain	Res	Type	Atoms	Z	Observed(°)	Ideal(°)
1	i5	72	THR	OG1-CB-CG2	-5.13	98.19	110.00
1	iB	169	TYR	CB-CG-CD2	-5.13	117.92	121.00
1	iI	73	ILE	C-N-CA	5.13	134.53	121.70
1	jt	9	GLN	CB-CG-CD	5.13	124.95	111.60
1	jY	175	GLU	N-CA-C	5.13	124.86	111.00
1	kF	97	ARG	NH1-CZ-NH2	-5.13	113.75	119.40
1	kG	50	GLN	CA-C-O	5.13	130.88	120.10
1	kN	124	ILE	N-CA-C	-5.13	97.14	111.00
1	l9	87	HIS	CB-CA-C	5.13	120.67	110.40
1	lh	197	ASP	CB-CG-OD1	5.13	122.92	118.30
1	lk	64	ALA	CB-CA-C	-5.13	102.40	110.10
1	2c	23	TRP	CB-CG-CD1	-5.13	120.33	127.00
1	2e	123	PRO	O-C-N	-5.13	114.49	122.70
1	2n	32	PHE	CB-CG-CD2	-5.13	117.21	120.80
1	2n	79	GLU	O-C-N	-5.13	114.48	122.70
1	2z	220	GLY	CA-C-O	-5.13	111.36	120.60
1	2N	147	PRO	N-CA-CB	-5.13	96.95	102.60
1	3S	210	THR	N-CA-CB	5.13	120.06	110.30
1	4I	168	PHE	O-C-N	-5.13	114.48	122.70
1	4g	31	ALA	CB-CA-C	5.13	117.80	110.10
1	4A	173	ARG	NH1-CZ-NH2	-5.13	113.75	119.40
1	4K	229	ARG	NH1-CZ-NH2	-5.13	113.75	119.40
1	5i	95	GLN	CB-CA-C	-5.13	100.13	110.40
1	5u	212	GLU	OE1-CD-OE2	-5.13	117.14	123.30
1	6I	149	SER	N-CA-CB	5.13	118.20	110.50
1	72	62	HIS	N-CA-CB	5.13	119.84	110.60
1	76	25	LYS	O-C-N	-5.13	114.48	122.70
1	7a	230	VAL	CA-CB-CG2	5.13	118.60	110.90
1	7P	37	ILE	CA-C-N	5.13	131.48	117.10
1	8S	45	GLU	OE1-CD-OE2	-5.13	117.14	123.30
1	8Y	69	LEU	CB-CG-CD1	5.13	119.73	111.00
1	9b	166	ASP	CB-CG-OD2	5.13	122.92	118.30
1	9s	117	TRP	CB-CG-CD2	-5.13	119.92	126.60
1	9t	187	GLU	OE1-CD-OE2	-5.13	117.14	123.30
1	9x	222	GLY	CA-C-O	5.13	129.84	120.60
1	9I	145	TYR	CB-CG-CD2	-5.13	117.92	121.00
1	aI	151	LEU	N-CA-CB	5.13	120.67	110.40
1	az	55	MET	CG-SD-CE	-5.13	91.98	100.20
1	aI	14	ALA	CB-CA-C	-5.13	102.40	110.10
1	aP	75	GLU	O-C-N	-5.13	114.49	122.70
1	aY	39	MET	CG-SD-CE	-5.13	91.98	100.20
1	bb	145	TYR	CB-CG-CD2	5.13	124.08	121.00

Continued on next page...

Continued from previous page...

Mol	Chain	Res	Type	Atoms	Z	Observed(°)	Ideal(°)
1	bz	69	LEU	CB-CG-CD1	-5.13	102.27	111.00
1	bC	36	VAL	CA-CB-CG2	-5.13	103.20	110.90
1	bF	31	ALA	O-C-N	-5.13	114.48	122.70
1	1a	194	ALA	CB-CA-C	5.13	117.80	110.10
1	bM	5	ASN	O-C-N	-5.13	114.48	122.70
1	cC	230	VAL	CB-CA-C	-5.13	101.64	111.40
1	da	217	ALA	N-CA-CB	-5.13	102.91	110.10
1	dv	2	ILE	C-N-CA	5.13	134.53	121.70
1	dF	8	GLY	CA-C-O	5.13	129.84	120.60
1	e0	169	TYR	CD1-CE1-CZ	5.13	124.42	119.80
1	e4	164	TYR	CB-CA-C	5.13	120.67	110.40
1	ea	122	PRO	N-CA-CB	5.13	109.46	103.30
1	ee	23	TRP	CB-CG-CD2	-5.13	119.92	126.60
1	eG	122	PRO	N-CD-CG	5.13	110.90	103.20
1	f2	1	PRO	N-CA-CB	5.13	109.46	103.30
1	f8	168	PHE	CB-CG-CD2	5.13	124.39	120.80
1	fs	56	LEU	N-CA-CB	5.13	120.67	110.40
1	ft	25	LYS	CD-CE-NZ	-5.13	99.89	111.70
1	fz	100	ARG	CG-CD-NE	-5.13	101.02	111.80
1	2	38	PRO	O-C-N	-5.13	114.48	122.70
1	C	117	TRP	CE2-CD2-CE3	5.13	124.86	118.70
1	6	190	LEU	CB-CG-CD2	-5.13	102.27	111.00
1	gh	97	ARG	CD-NE-CZ	5.13	130.79	123.60
1	1D	226	HIS	N-CA-CB	5.13	119.84	110.60
1	hf	90	PRO	N-CA-CB	5.13	109.46	103.30
1	iC	113	GLU	OE1-CD-OE2	5.13	129.46	123.30
1	iX	81	ASP	CB-CG-OD1	5.13	122.92	118.30
1	j9	6	LEU	N-CA-C	-5.13	97.14	111.00
1	jQ	68	MET	CA-CB-CG	5.13	122.03	113.30
1	k2	202	LEU	CA-CB-CG	5.13	127.11	115.30
1	kk	161	PHE	CB-CA-C	5.13	120.67	110.40
1	kP	166	ASP	CB-CG-OD1	5.13	122.92	118.30
1	kT	165	VAL	CA-CB-CG2	-5.13	103.20	110.90
1	lk	139	ASN	CB-CG-OD1	-5.13	111.33	121.60
1	28	173	ARG	CG-CD-NE	-5.13	101.02	111.80
1	lF	151	LEU	O-C-N	-5.13	114.49	122.70
1	lR	177	ALA	CB-CA-C	-5.13	102.40	110.10
1	3v	117	TRP	NE1-CE2-CZ2	-5.13	124.75	130.40
1	3Q	80	TRP	CB-CG-CD2	5.13	133.27	126.60
1	4W	163	ASP	CB-CG-OD2	5.13	122.92	118.30
1	5i	118	MET	CG-SD-CE	-5.13	91.99	100.20
1	5B	218	CYS	CB-CA-C	5.13	120.67	110.40

Continued on next page...

Continued from previous page...

Mol	Chain	Res	Type	Atoms	Z	Observed(°)	Ideal(°)
1	5S	108	THR	N-CA-CB	5.13	120.05	110.30
1	7O	145	TYR	CD1-CE1-CZ	-5.13	115.18	119.80
1	8n	145	TYR	CD1-CG-CD2	5.13	123.55	117.90
1	9e	178	SER	CB-CA-C	5.13	119.85	110.10
1	Z	145	TYR	CD1-CG-CD2	5.13	123.55	117.90
1	aP	18	ARG	NE-CZ-NH2	-5.13	117.73	120.30
1	aQ	164	TYR	CD1-CE1-CZ	5.13	124.42	119.80
1	cm	195	ASN	CB-CA-C	5.13	120.67	110.40
1	d9	28	GLU	OE1-CD-OE2	-5.13	117.14	123.30
1	do	208	ALA	CB-CA-C	-5.13	102.40	110.10
1	du	169	TYR	CD1-CG-CD2	-5.13	112.25	117.90
1	dH	86	VAL	CA-CB-CG1	5.13	118.60	110.90
1	ee	18	ARG	NE-CZ-NH1	5.13	122.87	120.30
1	lv	113	GLU	OE1-CD-OE2	-5.13	117.14	123.30
1	lv	197	ASP	CB-CG-OD1	-5.13	113.68	118.30
1	fr	32	PHE	CB-CG-CD1	-5.13	117.21	120.80
1	fy	155	GLN	CA-CB-CG	5.13	124.69	113.40
1	g4	173	ARG	NE-CZ-NH2	-5.13	117.73	120.30
1	l	24	VAL	CG1-CB-CG2	-5.13	102.69	110.90
1	r	32	PHE	CB-CG-CD2	-5.13	117.21	120.80
1	gI	82	ARG	NE-CZ-NH2	5.13	122.86	120.30
1	gM	67	GLN	N-CA-CB	5.13	119.84	110.60
1	h9	20	LEU	CB-CG-CD2	-5.13	102.28	111.00
1	hN	214	MET	CG-SD-CE	-5.13	91.99	100.20
1	1N	150	ILE	CA-C-O	5.13	130.88	120.10
1	id	175	GLU	CG-CD-OE1	5.13	128.56	118.30
1	iy	84	HIS	CA-CB-CG	5.13	122.32	113.60
1	jk	97	ARG	NH1-CZ-NH2	-5.13	113.75	119.40
1	1W	131	LYS	O-C-N	-5.13	114.49	122.70
1	jV	161	PHE	N-CA-CB	5.13	119.84	110.60
1	jX	55	MET	CG-SD-CE	-5.13	91.99	100.20
1	kb	52	LEU	CB-CG-CD2	5.13	119.72	111.00
1	kw	42	ALA	N-CA-CB	5.13	117.28	110.10
1	kx	80	TRP	CZ3-CH2-CZ2	5.13	127.76	121.60
1	kO	171	THR	N-CA-CB	5.13	120.05	110.30
1	ld	130	TYR	CD1-CE1-CZ	-5.13	115.18	119.80
1	lH	154	ARG	CD-NE-CZ	-5.13	116.42	123.60
1	lN	184	TRP	CD1-CG-CD2	5.13	110.40	106.30
1	2d	82	ARG	CA-CB-CG	5.13	124.69	113.40
1	2v	15	ILE	O-C-N	-5.13	114.49	122.70
1	37	220	GLY	CA-C-O	-5.13	111.36	120.60
1	3N	170	LYS	O-C-N	-5.13	114.49	122.70

Continued on next page...

Continued from previous page...

Mol	Chain	Res	Type	Atoms	Z	Observed(°)	Ideal(°)
1	3W	169	TYR	CB-CG-CD2	5.13	124.08	121.00
1	4i	15	ILE	O-C-N	-5.13	114.49	122.70
1	4j	7	GLN	N-CA-CB	5.13	119.84	110.60
1	4J	167	ARG	NE-CZ-NH2	-5.13	117.73	120.30
1	4K	23	TRP	CD2-CE2-CZ2	-5.13	116.14	122.30
1	4M	68	MET	CG-SD-CE	-5.13	91.99	100.20
1	56	178	SER	N-CA-CB	5.13	118.20	110.50
1	5A	146	SER	CA-C-N	5.13	131.47	117.10
1	5R	90	PRO	N-CD-CG	-5.13	95.50	103.20
1	6b	19	THR	O-C-N	-5.13	114.49	122.70
1	6E	1	PRO	N-CA-C	-5.13	98.76	112.10
1	6N	4	GLN	N-CA-CB	5.13	119.84	110.60
1	7a	136	LEU	O-C-N	-5.13	114.47	123.20
1	7W	80	TRP	CZ3-CH2-CZ2	-5.13	115.44	121.60
1	86	19	THR	N-CA-CB	5.13	120.05	110.30
1	89	100	ARG	NH1-CZ-NH2	-5.13	113.76	119.40
1	8w	37	ILE	CA-CB-CG2	-5.13	100.64	110.90
1	8F	172	LEU	CB-CG-CD1	5.13	119.72	111.00
1	8Z	204	ALA	O-C-N	-5.13	114.49	122.70
1	aD	154	ARG	NE-CZ-NH1	5.13	122.87	120.30
1	aD	215	MET	CA-CB-CG	-5.13	104.58	113.30
1	b2	91	ILE	CB-CA-C	-5.13	101.34	111.60
1	by	200	THR	CA-CB-CG2	5.13	119.58	112.40
1	bY	227	LYS	CB-CA-C	-5.13	100.14	110.40
1	c9	133	TRP	NE1-CE2-CZ2	-5.13	124.75	130.40
1	cm	40	PHE	CD1-CG-CD2	5.13	124.97	118.30
1	cq	71	GLU	OE1-CD-OE2	5.13	129.46	123.30
1	cG	177	ALA	N-CA-CB	5.13	117.28	110.10
1	cN	110	THR	N-CA-CB	5.13	120.05	110.30
1	d0	45	GLU	OE1-CD-OE2	-5.13	117.14	123.30
1	d3	178	SER	O-C-N	-5.13	114.49	122.70
1	da	131	LYS	O-C-N	-5.13	114.49	122.70
1	do	212	GLU	N-CA-CB	5.13	119.83	110.60
1	dA	24	VAL	O-C-N	-5.13	114.49	122.70
1	dE	137	GLY	O-C-N	-5.13	114.49	122.70
1	dH	191	VAL	CA-CB-CG2	-5.13	103.20	110.90
1	ea	224	PRO	C-N-CA	5.13	133.07	122.30
1	eK	39	MET	O-C-N	-5.13	114.49	122.70
1	lv	132	ARG	NH1-CZ-NH2	-5.13	113.75	119.40
1	fg	99	PRO	O-C-N	5.13	130.91	122.70
1	fz	132	ARG	NE-CZ-NH1	5.13	122.87	120.30
1	fG	161	PHE	CG-CD1-CE1	5.13	126.44	120.80

Continued on next page...

Continued from previous page...

Mol	Chain	Res	Type	Atoms	Z	Observed(°)	Ideal(°)
1	1A	118	MET	CG-SD-CE	5.13	108.41	100.20
1	g3	142	VAL	CG1-CB-CG2	-5.13	102.69	110.90
1	c	184	TRP	CD1-CG-CD2	5.13	110.41	106.30
1	v	125	PRO	C-N-CA	5.13	134.53	121.70
1	w	168	PHE	CB-CG-CD1	-5.13	117.21	120.80
1	C	40	PHE	CG-CD1-CE1	-5.13	115.16	120.80
1	M	18	ARG	CD-NE-CZ	5.13	130.78	123.60
1	N	167	ARG	NE-CZ-NH2	-5.13	117.73	120.30
1	7	130	TYR	CA-CB-CG	5.13	123.15	113.40
1	gj	130	TYR	CB-CG-CD2	-5.13	117.92	121.00
1	gB	8	GLY	CA-C-O	5.13	129.83	120.60
1	hS	173	ARG	NH1-CZ-NH2	-5.13	113.76	119.40
1	i0	198	CYS	N-CA-CB	-5.13	101.37	110.60
1	jt	164	TYR	CG-CD2-CE2	5.13	125.40	121.30
1	jN	3	VAL	CG1-CB-CG2	5.13	119.11	110.90
1	kT	149	SER	CB-CA-C	-5.13	100.35	110.10
1	2e	128	GLU	OE1-CD-OE2	-5.13	117.14	123.30
1	2F	163	ASP	CB-CG-OD1	5.13	122.92	118.30
1	2H	142	VAL	CA-CB-CG1	5.13	118.59	110.90
1	3h	3	VAL	CG1-CB-CG2	-5.13	102.69	110.90
1	3G	184	TRP	CD1-CG-CD2	-5.13	102.20	106.30
1	4e	90	PRO	N-CA-C	5.13	125.44	112.10
1	4s	184	TRP	CB-CG-CD1	5.13	133.67	127.00
1	4y	18	ARG	NE-CZ-NH2	-5.13	117.73	120.30
1	4J	212	GLU	CB-CG-CD	-5.13	100.35	114.20
1	5y	166	ASP	CB-CG-OD1	5.13	122.92	118.30
1	61	170	LYS	CA-CB-CG	5.13	124.69	113.40
1	6a	177	ALA	O-C-N	-5.13	114.49	122.70
1	6P	40	PHE	CB-CG-CD1	5.13	124.39	120.80
1	7I	133	TRP	NE1-CE2-CD2	5.13	112.43	107.30
1	8B	55	MET	CG-SD-CE	-5.13	91.99	100.20
1	96	184	TRP	CD1-NE1-CE2	5.13	113.62	109.00
1	9a	72	THR	N-CA-CB	5.13	120.05	110.30
1	9B	162	ARG	NH1-CZ-NH2	-5.13	113.76	119.40
1	a4	169	TYR	CG-CD2-CE2	-5.13	117.20	121.30
1	aG	143	ARG	NE-CZ-NH1	5.13	122.86	120.30
1	aM	141	ILE	CA-CB-CG1	5.13	120.75	111.00
1	cc	86	VAL	CA-CB-CG2	-5.13	103.20	110.90
1	dB	138	LEU	O-C-N	-5.13	114.49	122.70
1	dV	163	ASP	CB-CG-OD1	-5.13	113.68	118.30
1	dY	149	SER	O-C-N	-5.13	114.49	122.70
1	e0	218	CYS	N-CA-C	5.13	124.85	111.00

Continued on next page...

Continued from previous page...

Mol	Chain	Res	Type	Atoms	Z	Observed(°)	Ideal(°)
1	f4	49	PRO	CB-CA-C	5.13	124.82	112.00
1	fN	133	TRP	CD1-NE1-CE2	-5.13	104.38	109.00
1	1B	161	PHE	O-C-N	-5.13	114.49	122.70
1	p	80	TRP	CB-CG-CD2	-5.13	119.93	126.60
1	F	108	THR	O-C-N	-5.13	114.49	122.70
1	O	162	ARG	NE-CZ-NH1	-5.13	117.73	120.30
1	ga	167	ARG	NH1-CZ-NH2	-5.13	113.76	119.40
1	gh	107	THR	CA-CB-CG2	5.13	119.58	112.40
1	gt	132	ARG	O-C-N	-5.13	114.50	122.70
1	gA	14	ALA	CB-CA-C	-5.13	102.41	110.10
1	hy	136	LEU	CB-CG-CD2	5.13	119.72	111.00
1	hz	228	ALA	C-N-CA	5.13	134.52	121.70
1	id	58	THR	O-C-N	-5.13	114.49	122.70
1	jL	95	GLN	N-CA-CB	5.13	119.83	110.60
1	kl	167	ARG	NE-CZ-NH1	5.13	122.86	120.30
1	kv	141	ILE	CB-CA-C	-5.13	101.34	111.60
1	la	93	PRO	N-CA-CB	-5.13	96.96	102.60
1	lj	185	MET	CG-SD-CE	-5.13	92.00	100.20
1	lk	126	VAL	CA-C-N	5.13	126.46	116.20
1	lu	49	PRO	CA-C-N	5.13	128.48	117.20
1	29	44	SER	CB-CA-C	-5.13	100.36	110.10
1	2b	145	TYR	CB-CG-CD2	-5.13	117.92	121.00
1	2x	29	GLU	N-CA-CB	-5.13	101.37	110.60
1	2A	123	PRO	N-CD-CG	5.13	110.89	103.20
1	2U	82	ARG	O-C-N	-5.13	114.49	122.70
1	37	13	GLN	N-CA-CB	5.13	119.83	110.60
1	3D	66	MET	CG-SD-CE	5.13	108.41	100.20
1	3E	40	PHE	CB-CG-CD1	-5.13	117.21	120.80
1	3N	197	ASP	CB-CG-OD2	5.13	122.92	118.30
1	3Q	8	GLY	O-C-N	-5.13	114.49	122.70
1	3R	49	PRO	N-CA-CB	5.13	109.45	103.30
1	4i	167	ARG	NH1-CZ-NH2	-5.13	113.76	119.40
1	4z	4	GLN	N-CA-CB	5.13	119.83	110.60
1	4W	143	ARG	CD-NE-CZ	-5.13	116.42	123.60
1	4Z	31	ALA	CB-CA-C	5.13	117.79	110.10
1	54	132	ARG	NE-CZ-NH2	5.13	122.86	120.30
1	5e	87	HIS	CA-CB-CG	5.13	122.32	113.60
1	5i	184	TRP	N-CA-CB	-5.13	101.37	110.60
1	5q	62	HIS	N-CA-CB	5.13	119.83	110.60
1	5B	161	PHE	CB-CG-CD1	5.13	124.39	120.80
1	5M	197	ASP	CB-CG-OD1	5.13	122.92	118.30
1	6g	44	SER	O-C-N	-5.13	114.50	122.70

Continued on next page...

Continued from previous page...

Mol	Chain	Res	Type	Atoms	Z	Observed(°)	Ideal(°)
1	6N	185	MET	CG-SD-CE	-5.13	92.00	100.20
1	74	205	LEU	C-N-CA	5.13	133.07	122.30
1	8F	88	ALA	C-N-CA	5.13	133.07	122.30
1	95	26	VAL	CA-CB-CG2	-5.13	103.21	110.90
1	96	164	TYR	CB-CA-C	5.13	120.66	110.40
1	9m	130	TYR	CG-CD2-CE2	-5.13	117.20	121.30
1	9C	162	ARG	NE-CZ-NH1	5.13	122.86	120.30
1	9K	155	GLN	O-C-N	-5.13	114.48	123.20
1	au	155	GLN	O-C-N	-5.13	114.48	123.20
1	ax	93	PRO	O-C-N	-5.13	114.48	123.20
1	aM	23	TRP	CE2-CD2-CG	-5.13	103.20	107.30
1	b2	210	THR	CA-CB-CG2	-5.13	105.22	112.40
1	b7	68	MET	CA-CB-CG	5.13	122.02	113.30
1	bk	202	LEU	CB-CG-CD1	5.13	119.72	111.00
1	bp	82	ARG	NE-CZ-NH2	-5.13	117.74	120.30
1	bA	103	ASP	CB-CG-OD1	-5.13	113.68	118.30
1	cd	185	MET	CG-SD-CE	-5.13	91.99	100.20
1	ce	148	THR	CA-CB-CG2	-5.13	105.22	112.40
1	1f	161	PHE	CB-CG-CD1	5.13	124.39	120.80
1	1g	82	ARG	CG-CD-NE	-5.13	101.03	111.80
1	cU	66	MET	O-C-N	-5.13	114.49	122.70
1	d3	143	ARG	NE-CZ-NH1	5.13	122.86	120.30
1	d9	169	TYR	CB-CG-CD2	-5.13	117.92	121.00
1	dN	27	VAL	CA-CB-CG1	-5.13	103.21	110.90
1	dZ	213	GLU	OE1-CD-OE2	-5.13	117.15	123.30
1	e4	147	PRO	N-CA-C	5.13	125.43	112.10
1	eZ	172	LEU	O-C-N	-5.13	114.49	122.70
1	fb	22	ALA	O-C-N	-5.13	114.49	122.70
1	fq	113	GLU	OE1-CD-OE2	-5.13	117.15	123.30
1	fs	131	LYS	N-CA-CB	-5.13	101.37	110.60
1	fA	7	GLN	N-CA-CB	5.13	119.83	110.60
1	fU	224	PRO	N-CA-CB	5.13	109.45	103.30
1	fZ	59	VAL	CB-CA-C	5.13	121.14	111.40
1	A	130	TYR	CG-CD2-CE2	-5.13	117.20	121.30
1	N	171	THR	OG1-CB-CG2	-5.13	98.20	110.00
1	1H	40	PHE	CG-CD2-CE2	-5.13	115.16	120.80
1	hi	142	VAL	CG1-CB-CG2	-5.13	102.70	110.90
1	1J	108	THR	OG1-CB-CG2	-5.13	98.21	110.00
1	hz	169	TYR	CB-CG-CD2	5.13	124.08	121.00
1	hB	133	TRP	CE3-CZ3-CH2	5.13	126.84	121.20
1	hL	82	ARG	NH1-CZ-NH2	-5.13	113.76	119.40
1	hW	130	TYR	CD1-CG-CD2	5.13	123.54	117.90

Continued on next page...

Continued from previous page...

Mol	Chain	Res	Type	Atoms	Z	Observed(°)	Ideal(°)
1	hY	88	ALA	CB-CA-C	-5.13	102.41	110.10
1	i6	168	PHE	CB-CG-CD1	-5.13	117.21	120.80
1	i8	18	ARG	NE-CZ-NH1	5.13	122.86	120.30
1	ie	168	PHE	CA-CB-CG	5.13	126.20	113.90
1	il	169	TYR	N-CA-CB	5.13	119.83	110.60
1	iH	161	PHE	CB-CG-CD2	5.13	124.39	120.80
1	jp	154	ARG	NE-CZ-NH1	5.13	122.86	120.30
1	jM	162	ARG	NE-CZ-NH1	-5.13	117.74	120.30
1	jR	35	GLU	N-CA-CB	5.13	119.83	110.60
1	jU	169	TYR	O-C-N	-5.13	114.50	122.70
1	k4	224	PRO	N-CA-C	5.13	125.43	112.10
1	ka	51	ASP	O-C-N	-5.13	114.50	122.70
1	kp	5	ASN	CB-CA-C	-5.13	100.15	110.40
1	kG	204	ALA	O-C-N	-5.13	114.50	122.70
1	kU	21	ASN	CB-CA-C	5.13	120.65	110.40
1	l2	59	VAL	C-N-CA	5.13	133.06	122.30
1	lI	130	TYR	CZ-CE2-CD2	-5.13	115.19	119.80
1	2c	75	GLU	OE1-CD-OE2	-5.13	117.15	123.30
1	2m	123	PRO	N-CD-CG	5.13	110.89	103.20
1	2x	14	ALA	N-CA-CB	-5.13	102.92	110.10
1	2S	55	MET	O-C-N	-5.13	114.50	122.70
1	2U	23	TRP	O-C-N	-5.13	114.50	122.70
1	3l	214	MET	CG-SD-CE	-5.13	92.00	100.20
1	3p	219	GLN	CB-CA-C	-5.13	100.15	110.40
1	3y	175	GLU	OE1-CD-OE2	-5.13	117.15	123.30
1	3K	221	VAL	C-N-CA	5.13	133.06	122.30
1	4l	15	ILE	O-C-N	-5.13	114.50	122.70
1	4E	71	GLU	CB-CA-C	5.13	120.65	110.40
1	4V	184	TRP	CB-CG-CD1	5.13	133.66	127.00
1	53	26	VAL	CA-CB-CG2	-5.13	103.21	110.90
1	5C	97	ARG	NH1-CZ-NH2	-5.13	113.76	119.40
1	6h	1	PRO	N-CD-CG	5.13	110.89	103.20
1	6z	12	HIS	CA-CB-CG	-5.13	104.88	113.60
1	6D	181	VAL	CA-CB-CG1	-5.13	103.21	110.90
1	6M	143	ARG	NE-CZ-NH2	-5.13	117.74	120.30
1	6Z	10	MET	CG-SD-CE	-5.13	92.00	100.20
1	7l	80	TRP	CH2-CZ2-CE2	5.13	122.53	117.40
1	7D	145	TYR	N-CA-CB	5.13	119.83	110.60
1	8f	163	ASP	N-CA-CB	-5.13	101.37	110.60
1	8l	18	ARG	NH1-CZ-NH2	5.13	125.04	119.40
1	8s	160	PRO	N-CA-CB	5.13	109.45	103.30
1	9e	112	GLN	CG-CD-OE1	-5.13	111.35	121.60

Continued on next page...

Continued from previous page...

Mol	Chain	Res	Type	Atoms	Z	Observed(°)	Ideal(°)
1	9D	32	PHE	CG-CD2-CE2	-5.13	115.16	120.80
1	9G	167	ARG	NE-CZ-NH2	-5.13	117.74	120.30
1	15	126	VAL	CA-CB-CG2	-5.13	103.21	110.90
1	bc	97	ARG	C-N-CA	5.13	134.52	121.70
1	bx	145	TYR	CZ-CE2-CD2	-5.13	115.19	119.80
1	1a	110	THR	CA-CB-CG2	-5.13	105.22	112.40
1	cM	135	ILE	O-C-N	-5.13	114.50	122.70
1	cP	65	ALA	CA-C-O	5.13	130.87	120.10
1	1i	199	LYS	O-C-N	-5.13	114.50	122.70
1	d7	40	PHE	CZ-CE2-CD2	5.13	126.25	120.10
1	dc	161	PHE	CB-CG-CD2	-5.13	117.21	120.80
1	1o	77	ALA	CB-CA-C	-5.13	102.41	110.10
1	e4	44	SER	CB-CA-C	-5.13	100.36	110.10
1	e5	29	GLU	OE1-CD-OE2	-5.13	117.15	123.30
1	ej	23	TRP	CB-CG-CD1	-5.13	120.33	127.00
1	eu	96	MET	CG-SD-CE	5.13	108.40	100.20
1	fe	173	ARG	NE-CZ-NH2	5.13	122.86	120.30
1	1w	228	ALA	N-CA-CB	-5.13	102.92	110.10
1	fp	164	TYR	CA-CB-CG	-5.13	103.66	113.40
1	fQ	50	GLN	CB-CA-C	-5.13	100.15	110.40
1	g5	117	TRP	CB-CG-CD2	5.13	133.26	126.60
1	2	76	GLU	CB-CA-C	5.13	120.65	110.40
1	G	113	GLU	OE1-CD-OE2	-5.13	117.15	123.30
1	H	169	TYR	CD1-CE1-CZ	5.13	124.41	119.80
1	T	208	ALA	N-CA-CB	5.13	117.28	110.10
1	iL	64	ALA	N-CA-CB	-5.12	102.92	110.10
1	kx	166	ASP	CB-CG-OD2	5.12	122.91	118.30
1	26	103	ASP	CB-CG-OD1	5.12	122.91	118.30
1	la	18	ARG	CG-CD-NE	-5.12	101.04	111.80
1	lH	216	THR	O-C-N	-5.12	114.50	122.70
1	2R	15	ILE	N-CA-CB	5.12	122.59	110.80
1	44	168	PHE	CB-CG-CD1	5.12	124.39	120.80
1	6c	173	ARG	NE-CZ-NH1	5.12	122.86	120.30
1	6d	173	ARG	N-CA-C	5.12	124.84	111.00
1	6p	110	THR	CA-CB-CG2	-5.12	105.22	112.40
1	7H	169	TYR	CD1-CE1-CZ	-5.12	115.19	119.80
1	7L	171	THR	CA-CB-CG2	-5.12	105.23	112.40
1	89	169	TYR	CG-CD2-CE2	-5.12	117.20	121.30
1	8m	163	ASP	CB-CG-OD2	-5.12	113.69	118.30
1	8p	32	PHE	CB-CG-CD2	-5.12	117.21	120.80
1	ag	146	SER	N-CA-CB	5.12	118.19	110.50
1	au	204	ALA	N-CA-CB	-5.12	102.92	110.10

Continued on next page...

Continued from previous page...

Mol	Chain	Res	Type	Atoms	Z	Observed(°)	Ideal(°)
1	aw	148	THR	CA-CB-CG2	-5.12	105.22	112.40
1	aU	143	ARG	NH1-CZ-NH2	-5.12	113.76	119.40
1	bp	133	TRP	N-CA-CB	5.12	119.83	110.60
1	bB	117	TRP	CD1-NE1-CE2	5.12	113.61	109.00
1	cq	9	GLN	CA-CB-CG	5.12	124.68	113.40
1	cQ	43	LEU	CB-CA-C	-5.12	100.46	110.20
1	dU	164	TYR	CZ-CE2-CD2	5.12	124.41	119.80
1	e6	175	GLU	O-C-N	-5.12	114.50	122.70
1	fi	210	THR	N-CA-CB	5.12	120.04	110.30
1	fz	164	TYR	CZ-CE2-CD2	-5.12	115.19	119.80
1	I	80	TRP	CB-CG-CD1	5.12	133.66	127.00
1	gz	19	THR	CA-CB-CG2	-5.12	105.23	112.40
1	gA	195	ASN	CB-CG-OD1	5.12	131.84	121.60
1	gT	11	VAL	CA-CB-CG2	-5.12	103.22	110.90
1	h3	134	ILE	CA-CB-CG1	5.12	120.74	111.00
1	hQ	162	ARG	NE-CZ-NH1	-5.12	117.74	120.30
1	hT	142	VAL	CA-CB-CG2	-5.12	103.21	110.90
1	iq	227	LYS	CB-CG-CD	5.12	124.92	111.60
1	jp	22	ALA	CB-CA-C	-5.12	102.41	110.10
1	jt	148	THR	CA-CB-CG2	-5.12	105.23	112.40
1	jQ	204	ALA	N-CA-CB	-5.12	102.93	110.10
1	k4	64	ALA	N-CA-CB	5.12	117.27	110.10
1	kh	141	ILE	CA-CB-CG1	5.12	120.73	111.00
1	kr	132	ARG	NH1-CZ-NH2	-5.12	113.76	119.40
1	le	55	MET	CG-SD-CE	-5.12	92.00	100.20
1	lx	163	ASP	CB-CG-OD1	5.12	122.91	118.30
1	lD	169	TYR	CD1-CE1-CZ	5.12	124.41	119.80
1	lK	97	ARG	NH1-CZ-NH2	-5.12	113.77	119.40
1	lM	103	ASP	CB-CG-OD2	5.12	122.91	118.30
1	lR	26	VAL	CA-CB-CG1	5.12	118.59	110.90
1	2j	7	GLN	CA-CB-CG	5.12	124.67	113.40
1	2n	120	HIS	CA-CB-CG	5.12	122.31	113.60
1	2B	145	TYR	CB-CG-CD2	5.12	124.07	121.00
1	35	198	CYS	CA-CB-SG	-5.12	104.78	114.00
1	3y	151	LEU	CB-CG-CD1	-5.12	102.29	111.00
1	3E	152	ASP	O-C-N	-5.12	114.50	122.70
1	3F	128	GLU	OE1-CD-OE2	-5.12	117.15	123.30
1	3H	97	ARG	N-CA-CB	5.12	119.82	110.60
1	41	162	ARG	O-C-N	-5.12	114.50	122.70
1	4h	27	VAL	CA-CB-CG1	-5.12	103.21	110.90
1	4i	192	GLN	CG-CD-OE1	-5.12	111.35	121.60
1	5e	117	TRP	CE2-CD2-CG	-5.12	103.20	107.30

Continued on next page...

Continued from previous page...

Mol	Chain	Res	Type	Atoms	Z	Observed(°)	Ideal(°)
1	5l	164	TYR	CG-CD2-CE2	-5.12	117.20	121.30
1	5C	82	ARG	NH1-CZ-NH2	-5.12	113.77	119.40
1	5O	133	TRP	CE2-CD2-CG	-5.12	103.20	107.30
1	5Q	87	HIS	N-CA-C	5.12	124.83	111.00
1	6e	72	THR	OG1-CB-CG2	-5.12	98.22	110.00
1	6v	168	PHE	CB-CG-CD1	-5.12	117.21	120.80
1	75	166	ASP	N-CA-CB	-5.12	101.38	110.60
1	77	230	VAL	C-N-CA	5.12	134.51	121.70
1	7a	203	LYS	N-CA-CB	-5.12	101.38	110.60
1	7B	80	TRP	CE3-CZ3-CH2	5.12	126.84	121.20
1	8q	150	ILE	CA-CB-CG2	-5.12	100.66	110.90
1	8C	52	LEU	O-C-N	-5.12	114.50	122.70
1	99	162	ARG	N-CA-C	5.12	124.84	111.00
1	9w	169	TYR	CD1-CE1-CZ	5.12	124.41	119.80
1	9Q	203	LYS	O-C-N	-5.12	114.50	122.70
1	ac	119	THR	O-C-N	5.12	130.90	122.70
1	ae	169	TYR	CG-CD2-CE2	-5.12	117.20	121.30
1	ao	146	SER	N-CA-CB	5.12	118.19	110.50
1	b2	166	ASP	CB-CG-OD1	5.12	122.91	118.30
1	bi	69	LEU	CB-CG-CD2	-5.12	102.29	111.00
1	18	18	ARG	NE-CZ-NH2	-5.12	117.74	120.30
1	bw	80	TRP	CG-CD2-CE3	-5.12	129.29	133.90
1	bJ	77	ALA	N-CA-CB	5.12	117.27	110.10
1	cd	176	GLN	N-CA-CB	5.12	119.82	110.60
1	d3	148	THR	OG1-CB-CG2	-5.12	98.22	110.00
1	dq	142	VAL	CG1-CB-CG2	5.12	119.10	110.90
1	dG	117	TRP	CD1-NE1-CE2	5.12	113.61	109.00
1	1n	82	ARG	NE-CZ-NH2	5.12	122.86	120.30
1	ej	75	GLU	O-C-N	-5.12	114.50	122.70
1	eo	189	LEU	CB-CG-CD2	5.12	119.71	111.00
1	eF	210	THR	CA-CB-OG1	5.12	119.76	109.00
1	eZ	172	LEU	C-N-CA	5.12	134.51	121.70
1	f0	81	ASP	CB-CG-OD1	-5.12	113.69	118.30
1	fg	85	PRO	N-CD-CG	5.12	110.89	103.20
1	fp	10	MET	CA-CB-CG	5.12	122.01	113.30
1	fQ	186	THR	CA-CB-OG1	5.12	119.76	109.00
1	g7	2	ILE	N-CA-C	-5.12	97.16	111.00
1	0	185	MET	CG-SD-CE	-5.12	92.00	100.20
1	o	57	ASN	O-C-N	-5.12	114.50	122.70
1	B	142	VAL	CG1-CB-CG2	-5.12	102.70	110.90
1	D	102	SER	N-CA-CB	-5.12	102.81	110.50
1	gq	130	TYR	CB-CG-CD1	-5.12	117.93	121.00

Continued on next page...

Continued from previous page...

Mol	Chain	Res	Type	Atoms	Z	Observed(°)	Ideal(°)
1	gB	145	TYR	CG-CD1-CE1	-5.12	117.20	121.30
1	gN	187	GLU	CB-CA-C	-5.12	100.16	110.40
1	hd	152	ASP	CB-CG-OD2	5.12	122.91	118.30
1	1K	152	ASP	O-C-N	-5.12	114.51	122.70
1	hH	97	ARG	NE-CZ-NH2	-5.12	117.74	120.30
1	i8	126	VAL	CG1-CB-CG2	-5.12	102.71	110.90
1	i8	167	ARG	CG-CD-NE	-5.12	101.05	111.80
1	jW	95	GLN	O-C-N	-5.12	114.50	122.70
1	kp	5	ASN	CB-CG-OD1	-5.12	111.36	121.60
1	ky	216	THR	CA-CB-CG2	-5.12	105.23	112.40
1	23	229	ARG	NH1-CZ-NH2	-5.12	113.77	119.40
1	24	24	VAL	CA-CB-CG2	-5.12	103.22	110.90
1	l1	68	MET	O-C-N	-5.12	114.50	122.70
1	la	229	ARG	NE-CZ-NH1	5.12	122.86	120.30
1	lf	126	VAL	CA-CB-CG1	-5.12	103.22	110.90
1	lh	144	MET	CA-CB-CG	5.12	122.00	113.30
1	li	171	THR	CA-CB-CG2	5.12	119.57	112.40
1	lR	26	VAL	CG1-CB-CG2	-5.12	102.70	110.90
1	2e	62	HIS	O-C-N	-5.12	114.51	122.70
1	2v	73	ILE	CA-C-O	5.12	130.85	120.10
1	2A	61	GLY	C-N-CA	5.12	134.50	121.70
1	32	154	ARG	CG-CD-NE	-5.12	101.05	111.80
1	3S	4	GLN	CG-CD-OE1	-5.12	111.36	121.60
1	4f	17	PRO	N-CD-CG	5.12	110.88	103.20
1	4k	88	ALA	N-CA-CB	5.12	117.27	110.10
1	4l	168	PHE	CB-CG-CD2	-5.12	117.21	120.80
1	4K	24	VAL	CG1-CB-CG2	-5.12	102.71	110.90
1	5c	64	ALA	CB-CA-C	-5.12	102.42	110.10
1	5o	145	TYR	CB-CG-CD2	-5.12	117.93	121.00
1	5N	130	TYR	CB-CG-CD1	5.12	124.07	121.00
1	5V	165	VAL	CA-CB-CG2	-5.12	103.22	110.90
1	6n	168	PHE	CG-CD2-CE2	5.12	126.43	120.80
1	6O	167	ARG	CG-CD-NE	-5.12	101.05	111.80
1	78	189	LEU	CB-CG-CD1	-5.12	102.29	111.00
1	7d	175	GLU	CB-CA-C	-5.12	100.16	110.40
1	7r	80	TRP	CB-CG-CD2	5.12	133.26	126.60
1	80	191	VAL	CA-CB-CG2	-5.12	103.22	110.90
1	8e	197	ASP	CB-CG-OD2	5.12	122.91	118.30
1	8f	218	CYS	CA-CB-SG	-5.12	104.78	114.00
1	8g	212	GLU	O-C-N	-5.12	114.51	122.70
1	8i	132	ARG	CD-NE-CZ	5.12	130.77	123.60
1	8j	73	ILE	CA-CB-CG2	-5.12	100.66	110.90

Continued on next page...

Continued from previous page...

Mol	Chain	Res	Type	Atoms	Z	Observed(°)	Ideal(°)
1	8k	28	GLU	O-C-N	-5.12	114.50	122.70
1	9q	24	VAL	CA-CB-CG1	5.12	118.58	110.90
1	9F	145	TYR	CD1-CG-CD2	-5.12	112.27	117.90
1	9J	23	TRP	CD1-CG-CD2	-5.12	102.20	106.30
1	9K	165	VAL	CG1-CB-CG2	-5.12	102.71	110.90
1	ab	15	ILE	CA-C-N	-5.12	105.93	117.20
1	am	76	GLU	OE1-CD-OE2	-5.12	117.15	123.30
1	ax	46	GLY	CA-C-O	-5.12	111.38	120.60
1	b6	142	VAL	CG1-CB-CG2	5.12	119.09	110.90
1	be	162	ARG	O-C-N	-5.12	114.51	122.70
1	bA	105	ALA	O-C-N	-5.12	114.49	123.20
1	cy	144	MET	N-CA-CB	5.12	119.82	110.60
1	cF	83	LEU	O-C-N	-5.12	114.51	122.70
1	cF	162	ARG	CG-CD-NE	-5.12	101.05	111.80
1	dy	143	ARG	NH1-CZ-NH2	-5.12	113.77	119.40
1	dP	100	ARG	NE-CZ-NH2	5.12	122.86	120.30
1	e2	51	ASP	CB-CG-OD2	5.12	122.91	118.30
1	ei	105	ALA	C-N-CA	5.12	133.06	122.30
1	ej	82	ARG	NE-CZ-NH2	-5.12	117.74	120.30
1	eC	103	ASP	CB-CG-OD1	5.12	122.91	118.30
1	eN	221	VAL	CG1-CB-CG2	-5.12	102.70	110.90
1	eZ	139	ASN	CA-CB-CG	5.12	124.67	113.40
1	f4	16	SER	CB-CA-C	-5.12	100.37	110.10
1	f4	175	GLU	OE1-CD-OE2	-5.12	117.15	123.30
1	f5	154	ARG	CG-CD-NE	-5.12	101.05	111.80
1	fe	80	TRP	CZ3-CH2-CZ2	-5.12	115.45	121.60
1	fs	168	PHE	CB-CG-CD2	5.12	124.38	120.80
1	b	23	TRP	CE3-CZ3-CH2	5.12	126.83	121.20
1	p	69	LEU	O-C-N	5.12	130.90	122.70
1	E	184	TRP	CA-CB-CG	5.12	123.43	113.70
1	H	132	ARG	O-C-N	-5.12	114.51	122.70
1	gk	69	LEU	CB-CG-CD1	-5.12	102.30	111.00
1	hw	126	VAL	CG1-CB-CG2	5.12	119.09	110.90
1	iB	219	GLN	CB-CG-CD	5.12	124.91	111.60
1	iT	97	ARG	CD-NE-CZ	5.12	130.77	123.60
1	jn	147	PRO	N-CA-CB	-5.12	96.97	102.60
1	jv	143	ARG	NE-CZ-NH2	-5.12	117.74	120.30
1	lJ	154	ARG	NE-CZ-NH1	-5.12	117.74	120.30
1	2y	230	VAL	O-C-N	-5.12	114.51	122.70
1	2A	27	VAL	CA-CB-CG1	-5.12	103.22	110.90
1	2Y	151	LEU	CB-CA-C	-5.12	100.47	110.20
1	3O	173	ARG	NE-CZ-NH2	-5.12	117.74	120.30

Continued on next page...

Continued from previous page...

Mol	Chain	Res	Type	Atoms	Z	Observed(°)	Ideal(°)
1	5q	224	PRO	N-CA-CB	5.12	109.44	103.30
1	7E	7	GLN	N-CA-C	-5.12	97.18	111.00
1	82	18	ARG	CB-CA-C	-5.12	100.16	110.40
1	8g	84	HIS	CA-CB-CG	-5.12	104.90	113.60
1	8Y	133	TRP	O-C-N	-5.12	114.51	122.70
1	91	198	CYS	CA-CB-SG	5.12	123.22	114.00
1	ah	97	ARG	N-CA-CB	5.12	119.82	110.60
1	az	177	ALA	N-CA-CB	-5.12	102.93	110.10
1	b8	139	ASN	C-N-CA	5.12	134.50	121.70
1	by	145	TYR	CB-CG-CD2	5.12	124.07	121.00
1	19	228	ALA	N-CA-CB	5.12	117.27	110.10
1	1d	81	ASP	CB-CG-OD1	-5.12	113.69	118.30
1	cD	91	ILE	CA-CB-CG1	5.12	120.73	111.00
1	cF	39	MET	CA-CB-CG	5.12	122.00	113.30
1	cO	31	ALA	CB-CA-C	5.12	117.78	110.10
1	cS	152	ASP	CB-CG-OD2	5.12	122.91	118.30
1	d6	184	TRP	CA-CB-CG	5.12	123.43	113.70
1	dB	80	TRP	NE1-CE2-CD2	-5.12	102.18	107.30
1	dH	23	TRP	CE3-CZ3-CH2	-5.12	115.57	121.20
1	1q	117	TRP	NE1-CE2-CZ2	5.12	136.03	130.40
1	fi	133	TRP	CD1-CG-CD2	5.12	110.40	106.30
1	fq	172	LEU	CB-CG-CD2	-5.12	102.30	111.00
1	0	217	ALA	CB-CA-C	5.12	117.78	110.10
1	V	157	PRO	C-N-CA	5.12	134.50	121.70
1	hk	169	TYR	CB-CG-CD1	-5.12	117.93	121.00
1	hn	117	TRP	CE2-CD2-CG	5.12	111.39	107.30
1	hn	192	GLN	CB-CA-C	-5.12	100.17	110.40
1	hF	105	ALA	N-CA-CB	-5.12	102.93	110.10
1	i1	168	PHE	CB-CG-CD2	-5.12	117.22	120.80
1	iq	110	THR	N-CA-CB	5.12	120.03	110.30
1	jZ	164	TYR	CG-CD1-CE1	-5.12	117.21	121.30
1	k3	163	ASP	CB-CG-OD1	5.12	122.91	118.30
1	km	28	GLU	OE1-CD-OE2	-5.12	117.16	123.30
1	kp	20	LEU	CB-CG-CD1	-5.12	102.30	111.00
1	kr	6	LEU	O-C-N	-5.12	114.51	122.70
1	22	168	PHE	N-CA-CB	5.12	119.81	110.60
1	kC	103	ASP	CB-CG-OD2	5.12	122.91	118.30
1	kD	169	TYR	CG-CD1-CE1	5.12	125.40	121.30
1	kJ	153	ILE	CA-CB-CG1	5.12	120.72	111.00
1	kL	191	VAL	CA-CB-CG1	5.12	118.58	110.90
1	kQ	184	TRP	CH2-CZ2-CE2	-5.12	112.28	117.40
1	kV	24	VAL	CG1-CB-CG2	-5.12	102.71	110.90

Continued on next page...

Continued from previous page...

Mol	Chain	Res	Type	Atoms	Z	Observed(°)	Ideal(°)
1	le	158	LYS	CB-CA-C	-5.12	100.16	110.40
1	lu	228	ALA	CB-CA-C	-5.12	102.42	110.10
1	lz	111	LEU	O-C-N	-5.12	114.51	122.70
1	2j	171	THR	CA-CB-CG2	5.12	119.57	112.40
1	2t	82	ARG	NE-CZ-NH2	5.12	122.86	120.30
1	2W	168	PHE	CZ-CE2-CD2	-5.12	113.96	120.10
1	2Y	195	ASN	CA-CB-CG	5.12	124.66	113.40
1	2Z	226	HIS	CA-CB-CG	5.12	122.30	113.60
1	34	24	VAL	O-C-N	-5.12	114.51	122.70
1	3c	154	ARG	NE-CZ-NH1	5.12	122.86	120.30
1	3k	87	HIS	O-C-N	-5.12	114.51	122.70
1	3p	128	GLU	CG-CD-OE1	5.12	128.54	118.30
1	3w	45	GLU	CG-CD-OE1	5.12	128.54	118.30
1	40	40	PHE	CB-CG-CD2	5.12	124.38	120.80
1	4a	6	LEU	O-C-N	-5.12	114.51	122.70
1	4h	20	LEU	CB-CG-CD1	-5.12	102.30	111.00
1	4y	99	PRO	N-CD-CG	5.12	110.88	103.20
1	4z	23	TRP	CG-CD2-CE3	5.12	138.51	133.90
1	4z	194	ALA	O-C-N	-5.12	114.51	122.70
1	4J	230	VAL	CA-CB-CG2	-5.12	103.22	110.90
1	4Z	80	TRP	CD1-CG-CD2	-5.12	102.20	106.30
1	58	166	ASP	CB-CG-OD2	5.12	122.91	118.30
1	5r	92	GLU	N-CA-C	5.12	124.82	111.00
1	5E	69	LEU	CB-CA-C	5.12	119.92	110.20
1	5H	4	GLN	CG-CD-OE1	5.12	131.84	121.60
1	6l	196	PRO	N-CA-C	5.12	125.41	112.10
1	6c	201	ILE	CA-CB-CG1	5.12	120.72	111.00
1	6k	144	MET	CG-SD-CE	-5.12	92.01	100.20
1	7x	152	ASP	O-C-N	-5.12	114.51	122.70
1	7M	168	PHE	CD1-CE1-CZ	-5.12	113.96	120.10
1	7N	133	TRP	CZ3-CH2-CZ2	5.12	127.74	121.60
1	8n	168	PHE	CB-CA-C	5.12	120.64	110.40
1	8J	197	ASP	CB-CG-OD1	5.12	122.91	118.30
1	8X	130	TYR	CB-CG-CD2	5.12	124.07	121.00
1	93	184	TRP	CD1-NE1-CE2	5.12	113.61	109.00
1	97	133	TRP	CB-CG-CD1	-5.12	120.35	127.00
1	9l	59	VAL	CA-C-O	5.12	130.85	120.10
1	9n	191	VAL	O-C-N	-5.12	114.51	122.70
1	9C	23	TRP	CB-CG-CD2	5.12	133.25	126.60
1	ai	108	THR	CA-CB-CG2	-5.12	105.23	112.40
1	aM	120	HIS	CB-CA-C	-5.12	100.16	110.40
1	aY	39	MET	O-C-N	-5.12	114.51	122.70

Continued on next page...

Continued from previous page...

Mol	Chain	Res	Type	Atoms	Z	Observed(°)	Ideal(°)
1	aZ	205	LEU	CB-CG-CD2	5.12	119.70	111.00
1	b5	152	ASP	CB-CG-OD2	-5.12	113.69	118.30
1	16	81	ASP	CB-CG-OD2	-5.12	113.69	118.30
1	bk	30	LYS	CA-CB-CG	5.12	124.66	113.40
1	bk	94	GLY	N-CA-C	5.12	125.90	113.10
1	bw	217	ALA	C-N-CA	5.12	134.50	121.70
1	1a	173	ARG	NE-CZ-NH1	5.12	122.86	120.30
1	bY	110	THR	CA-CB-CG2	-5.12	105.23	112.40
1	bY	154	ARG	NH1-CZ-NH2	-5.12	113.77	119.40
1	bZ	43	LEU	CB-CG-CD1	-5.12	102.30	111.00
1	cy	22	ALA	CB-CA-C	-5.12	102.42	110.10
1	cz	152	ASP	N-CA-CB	-5.12	101.39	110.60
1	cH	154	ARG	NH1-CZ-NH2	-5.12	113.77	119.40
1	d6	194	ALA	O-C-N	-5.12	114.51	122.70
1	dc	136	LEU	CB-CG-CD2	-5.12	102.30	111.00
1	dL	24	VAL	CA-CB-CG1	-5.12	103.22	110.90
1	eg	77	ALA	CB-CA-C	5.12	117.78	110.10
1	eg	78	ALA	CB-CA-C	5.12	117.78	110.10
1	eK	32	PHE	CB-CG-CD2	-5.12	117.22	120.80
1	eR	167	ARG	NE-CZ-NH1	5.12	122.86	120.30
1	1A	184	TRP	CB-CG-CD2	-5.12	119.95	126.60
1	fZ	143	ARG	NE-CZ-NH2	-5.12	117.74	120.30
1	e	169	TYR	CB-CG-CD1	5.12	124.07	121.00
1	j	77	ALA	N-CA-CB	5.12	117.27	110.10
1	t	130	TYR	CG-CD1-CE1	-5.12	117.21	121.30
1	z	119	THR	CA-CB-CG2	-5.12	105.23	112.40
1	gd	50	GLN	CA-CB-CG	5.12	124.66	113.40
1	gt	169	TYR	CB-CG-CD2	5.12	124.07	121.00
1	gU	130	TYR	CZ-CE2-CD2	5.12	124.41	119.80
1	it	197	ASP	CB-CG-OD1	5.12	122.91	118.30
1	j1	105	ALA	N-CA-CB	-5.12	102.94	110.10
1	1V	42	ALA	CB-CA-C	5.12	117.78	110.10
1	jt	164	TYR	CG-CD1-CE1	5.12	125.39	121.30
1	jy	18	ARG	NH1-CZ-NH2	-5.12	113.77	119.40
1	1Y	120	HIS	N-CA-CB	-5.12	101.39	110.60
1	jU	178	SER	N-CA-CB	5.12	118.17	110.50
1	jV	154	ARG	NH1-CZ-NH2	5.12	125.03	119.40
1	l6	63	GLN	CA-C-O	-5.12	109.35	120.10
1	2K	184	TRP	CZ3-CH2-CZ2	-5.12	115.46	121.60
1	2U	80	TRP	O-C-N	-5.12	114.51	122.70
1	3Q	162	ARG	CA-CB-CG	5.12	124.66	113.40
1	4b	117	TRP	CG-CD1-NE1	5.12	115.22	110.10

Continued on next page...

Continued from previous page...

Mol	Chain	Res	Type	Atoms	Z	Observed(°)	Ideal(°)
1	4E	167	ARG	O-C-N	-5.12	114.51	122.70
1	6I	167	ARG	CG-CD-NE	-5.12	101.05	111.80
1	7m	64	ALA	CB-CA-C	5.12	117.78	110.10
1	7o	82	ARG	O-C-N	-5.12	114.51	122.70
1	8a	187	GLU	OE1-CD-OE2	-5.12	117.16	123.30
1	9m	163	ASP	OD1-CG-OD2	-5.12	113.58	123.30
1	a3	15	ILE	O-C-N	-5.12	114.51	122.70
1	af	47	ALA	O-C-N	-5.12	114.51	122.70
1	bw	108	THR	OG1-CB-CG2	-5.12	98.23	110.00
1	ck	221	VAL	N-CA-CB	5.12	122.76	111.50
1	cm	58	THR	N-CA-CB	5.12	120.02	110.30
1	cp	47	ALA	N-CA-CB	5.12	117.26	110.10
1	cJ	162	ARG	CD-NE-CZ	5.12	130.76	123.60
1	e6	97	ARG	CD-NE-CZ	-5.12	116.44	123.60
1	eA	154	ARG	CG-CD-NE	-5.12	101.05	111.80
1	eM	176	GLN	CB-CA-C	-5.12	100.17	110.40
1	eQ	159	GLU	OE1-CD-OE2	-5.12	117.16	123.30
1	eX	116	GLY	O-C-N	-5.12	114.51	122.70
1	g5	196	PRO	CA-N-CD	5.12	118.86	111.70
1	W	55	MET	CG-SD-CE	-5.12	92.01	100.20
1	gr	51	ASP	CA-CB-CG	-5.12	102.14	113.40
1	gG	228	ALA	N-CA-CB	5.12	117.26	110.10
1	gZ	145	TYR	CD1-CE1-CZ	5.12	124.41	119.80
1	h1	184	TRP	CD1-CG-CD2	5.12	110.39	106.30
1	hc	180	GLU	O-C-N	-5.12	114.52	122.70
1	hj	163	ASP	CB-CG-OD2	5.12	122.90	118.30
1	ho	176	GLN	C-N-CA	5.12	134.49	121.70
1	hC	81	ASP	O-C-N	-5.12	114.51	122.70
1	hS	100	ARG	N-CA-CB	-5.12	101.39	110.60
1	hZ	6	LEU	CB-CG-CD1	5.12	119.70	111.00
1	iy	184	TRP	CG-CD2-CE3	-5.12	129.30	133.90
1	iH	198	CYS	N-CA-CB	-5.12	101.39	110.60
1	iK	113	GLU	OE1-CD-OE2	-5.12	117.16	123.30
1	jj	184	TRP	CZ3-CH2-CZ2	5.12	127.74	121.60
1	jq	10	MET	O-C-N	-5.12	114.52	122.70
1	jB	11	VAL	O-C-N	-5.12	114.52	122.70
1	jU	210	THR	CA-CB-OG1	5.12	119.74	109.00
1	23	41	SER	O-C-N	-5.12	114.52	122.70
1	kJ	33	SER	N-CA-CB	-5.12	102.83	110.50
1	l1	210	THR	O-C-N	-5.12	114.52	122.70
1	l3	184	TRP	CG-CD1-NE1	-5.12	104.98	110.10
1	lf	212	GLU	N-CA-CB	5.12	119.81	110.60

Continued on next page...

Continued from previous page...

Mol	Chain	Res	Type	Atoms	Z	Observed(°)	Ideal(°)
1	2s	143	ARG	CD-NE-CZ	5.12	130.76	123.60
1	2G	18	ARG	NE-CZ-NH2	-5.12	117.74	120.30
1	2N	18	ARG	NE-CZ-NH1	-5.12	117.74	120.30
1	2S	168	PHE	CB-CG-CD2	5.12	124.38	120.80
1	2W	162	ARG	NE-CZ-NH1	5.12	122.86	120.30
1	3E	132	ARG	NH1-CZ-NH2	-5.12	113.77	119.40
1	3W	92	GLU	CG-CD-OE1	5.12	128.53	118.30
1	4m	145	TYR	CG-CD1-CE1	5.12	125.39	121.30
1	4y	164	TYR	CG-CD2-CE2	5.12	125.39	121.30
1	55	3	VAL	CG1-CB-CG2	5.12	119.09	110.90
1	5h	104	ILE	O-C-N	-5.12	114.52	122.70
1	5i	226	HIS	CA-CB-CG	5.12	122.30	113.60
1	5k	152	ASP	CB-CG-OD2	5.12	122.90	118.30
1	5m	194	ALA	O-C-N	-5.12	114.51	122.70
1	5D	139	ASN	N-CA-CB	-5.12	101.39	110.60
1	5F	47	ALA	N-CA-CB	-5.12	102.94	110.10
1	5M	168	PHE	CB-CG-CD2	5.12	124.38	120.80
1	5T	75	GLU	OE1-CD-OE2	-5.12	117.16	123.30
1	6l	94	GLY	O-C-N	-5.12	114.52	122.70
1	6j	53	ASN	O-C-N	-5.12	114.51	122.70
1	6l	180	GLU	OE1-CD-OE2	-5.12	117.16	123.30
1	72	117	TRP	CB-CG-CD2	-5.12	119.95	126.60
1	7b	180	GLU	N-CA-CB	-5.12	101.39	110.60
1	7P	184	TRP	O-C-N	-5.12	114.52	122.70
1	85	108	THR	CA-CB-CG2	-5.12	105.24	112.40
1	8C	191	VAL	CG1-CB-CG2	5.12	119.09	110.90
1	8Q	96	MET	CB-CA-C	-5.12	100.17	110.40
1	92	71	GLU	OE1-CD-OE2	-5.12	117.16	123.30
1	99	181	VAL	CA-CB-CG2	-5.12	103.23	110.90
1	9S	37	ILE	O-C-N	-5.12	111.38	121.10
1	9W	184	TRP	CB-CG-CD2	-5.12	119.95	126.60
1	9Z	213	GLU	CG-CD-OE2	-5.12	108.07	118.30
1	aa	231	LEU	N-CA-CB	-5.12	100.17	110.40
1	bv	210	THR	CA-CB-OG1	5.12	119.74	109.00
1	bF	18	ARG	CD-NE-CZ	5.12	130.76	123.60
1	bN	130	TYR	CB-CG-CD2	-5.12	117.93	121.00
1	bW	185	MET	CB-CG-SD	5.12	127.75	112.40
1	cm	126	VAL	CG1-CB-CG2	-5.12	102.72	110.90
1	cR	97	ARG	NE-CZ-NH1	-5.12	117.74	120.30
1	cV	208	ALA	CB-CA-C	5.12	117.77	110.10
1	dh	28	GLU	CG-CD-OE1	5.12	128.53	118.30
1	dL	35	GLU	O-C-N	-5.12	114.52	122.70

Continued on next page...

Continued from previous page...

Mol	Chain	Res	Type	Atoms	Z	Observed(°)	Ideal(°)
1	eS	86	VAL	CA-CB-CG2	5.12	118.58	110.90
1	lu	37	ILE	CA-C-N	5.12	131.42	117.10
1	fz	110	THR	N-CA-CB	5.12	120.02	110.30
1	fQ	70	LYS	N-CA-CB	5.12	119.81	110.60
1	g0	191	VAL	CA-CB-CG2	-5.12	103.23	110.90
1	v	82	ARG	NH1-CZ-NH2	-5.12	113.77	119.40
1	ho	97	ARG	O-C-N	-5.11	114.52	122.70
1	1K	195	ASN	CA-C-N	5.11	131.42	117.10
1	hU	26	VAL	CA-CB-CG2	-5.11	103.23	110.90
1	hZ	161	PHE	CB-CG-CD2	5.11	124.38	120.80
1	il	126	VAL	CA-CB-CG1	-5.11	103.23	110.90
1	ij	215	MET	CG-SD-CE	-5.11	92.02	100.20
1	ip	80	TRP	CH2-CZ2-CE2	5.11	122.51	117.40
1	iF	26	VAL	CG1-CB-CG2	-5.11	102.72	110.90
1	iG	77	ALA	N-CA-CB	-5.11	102.94	110.10
1	iN	164	TYR	CB-CG-CD2	-5.11	117.93	121.00
1	iS	231	LEU	CB-CG-CD1	5.11	119.69	111.00
1	iZ	98	GLU	OE1-CD-OE2	5.11	129.44	123.30
1	je	117	TRP	CH2-CZ2-CE2	5.11	122.51	117.40
1	ji	40	PHE	CG-CD1-CE1	-5.11	115.18	120.80
1	jj	86	VAL	O-C-N	-5.11	114.52	122.70
1	1X	103	ASP	CB-CG-OD1	-5.11	113.70	118.30
1	k2	72	THR	CA-CB-CG2	-5.11	105.24	112.40
1	k8	133	TRP	CB-CG-CD2	-5.11	119.95	126.60
1	kN	213	GLU	OE1-CD-OE2	-5.11	117.16	123.30
1	kO	133	TRP	CB-CG-CD2	-5.11	119.95	126.60
1	ld	208	ALA	O-C-N	-5.11	114.52	122.70
1	lj	183	ASN	O-C-N	-5.11	114.52	122.70
1	lk	182	LYS	O-C-N	-5.11	114.52	122.70
1	ls	124	ILE	N-CA-C	-5.11	97.19	111.00
1	2m	49	PRO	N-CD-CG	5.11	110.87	103.20
1	3i	5	ASN	CA-CB-CG	-5.11	102.15	113.40
1	3H	145	TYR	CG-CD2-CE2	-5.11	117.21	121.30
1	3O	153	ILE	O-C-N	-5.11	114.52	122.70
1	3O	204	ALA	CB-CA-C	-5.11	102.43	110.10
1	4p	97	ARG	N-CA-C	5.11	124.81	111.00
1	54	32	PHE	CB-CG-CD1	5.11	124.38	120.80
1	5i	26	VAL	CA-CB-CG2	-5.11	103.23	110.90
1	5G	189	LEU	CB-CA-C	-5.11	100.48	110.20
1	6D	81	ASP	CB-CG-OD1	5.11	122.90	118.30
1	6R	18	ARG	NH1-CZ-NH2	-5.11	113.78	119.40
1	77	167	ARG	N-CA-C	5.11	124.81	111.00

Continued on next page...

Continued from previous page...

Mol	Chain	Res	Type	Atoms	Z	Observed(°)	Ideal(°)
1	7b	32	PHE	CD1-CG-CD2	-5.11	111.65	118.30
1	7y	40	PHE	CB-CG-CD1	-5.11	117.22	120.80
1	8f	100	ARG	CG-CD-NE	-5.11	101.06	111.80
1	8u	154	ARG	NE-CZ-NH1	5.11	122.86	120.30
1	8J	184	TRP	CZ3-CH2-CZ2	-5.11	115.46	121.60
1	8Y	207	PRO	N-CA-CB	5.11	109.44	103.30
1	9r	179	GLN	O-C-N	-5.11	114.52	122.70
1	9v	38	PRO	N-CA-C	5.11	125.40	112.10
1	aD	173	ARG	O-C-N	-5.11	114.52	122.70
1	aI	162	ARG	CD-NE-CZ	5.11	130.76	123.60
1	aL	137	GLY	O-C-N	-5.11	114.52	122.70
1	aO	31	ALA	N-CA-CB	-5.11	102.94	110.10
1	aP	74	ASN	N-CA-CB	5.11	119.81	110.60
1	b4	217	ALA	O-C-N	-5.11	114.52	122.70
1	bw	34	PRO	N-CD-CG	5.11	110.87	103.20
1	cd	180	GLU	N-CA-CB	5.11	119.80	110.60
1	1f	40	PHE	CB-CG-CD2	-5.11	117.22	120.80
1	cJ	130	TYR	CA-CB-CG	5.11	123.12	113.40
1	dk	228	ALA	N-CA-CB	5.11	117.26	110.10
1	dn	117	TRP	CE2-CD2-CG	5.11	111.39	107.30
1	dq	230	VAL	CA-CB-CG2	-5.11	103.23	110.90
1	du	3	VAL	CG1-CB-CG2	-5.11	102.72	110.90
1	dv	29	GLU	N-CA-CB	-5.11	101.39	110.60
1	eq	11	VAL	CA-CB-CG2	-5.11	103.23	110.90
1	eF	133	TRP	CH2-CZ2-CE2	5.11	122.51	117.40
1	eY	161	PHE	CG-CD2-CE2	-5.11	115.17	120.80
1	f4	81	ASP	O-C-N	-5.11	114.52	122.70
1	fw	100	ARG	NE-CZ-NH2	-5.11	117.74	120.30
1	fB	164	TYR	CD1-CE1-CZ	-5.11	115.20	119.80
1	fX	8	GLY	C-N-CA	5.11	134.49	121.70
1	g2	22	ALA	CB-CA-C	-5.11	102.43	110.10
1	1B	119	THR	OG1-CB-CG2	-5.11	98.24	110.00
1	c	105	ALA	N-CA-CB	5.11	117.26	110.10
1	i	55	MET	CG-SD-CE	-5.11	92.02	100.20
1	N	219	GLN	CG-CD-NE2	5.11	128.97	116.70
1	Q	62	HIS	CB-CA-C	5.11	120.63	110.40
1	7	23	TRP	O-C-N	-5.11	114.52	122.70
1	hU	68	MET	O-C-N	-5.11	114.52	122.70
1	io	23	TRP	CZ3-CH2-CZ2	-5.11	115.47	121.60
1	ix	133	TRP	O-C-N	-5.11	114.52	122.70
1	iE	152	ASP	O-C-N	-5.11	114.52	122.70
1	iI	24	VAL	CA-CB-CG1	5.11	118.57	110.90

Continued on next page...

Continued from previous page...

Mol	Chain	Res	Type	Atoms	Z	Observed(°)	Ideal(°)
1	iJ	76	GLU	N-CA-CB	5.11	119.80	110.60
1	1T	59	VAL	CA-CB-CG1	-5.11	103.23	110.90
1	j5	194	ALA	N-CA-CB	-5.11	102.94	110.10
1	kN	165	VAL	CA-CB-CG1	5.11	118.57	110.90
1	lH	142	VAL	CA-CB-CG2	-5.11	103.23	110.90
1	2c	211	LEU	O-C-N	-5.11	114.52	122.70
1	2L	97	ARG	NH1-CZ-NH2	-5.11	113.78	119.40
1	2S	97	ARG	NE-CZ-NH1	5.11	122.86	120.30
1	3O	87	HIS	N-CA-CB	5.11	119.80	110.60
1	5G	164	TYR	CZ-CE2-CD2	-5.11	115.20	119.80
1	6a	36	VAL	CA-CB-CG2	-5.11	103.23	110.90
1	75	197	ASP	CB-CG-OD2	5.11	122.90	118.30
1	8j	158	LYS	O-C-N	5.11	130.88	122.70
1	90	79	GLU	N-CA-CB	-5.11	101.40	110.60
1	b4	152	ASP	CB-CG-OD2	5.11	122.90	118.30
1	c4	138	LEU	CB-CG-CD1	-5.11	102.31	111.00
1	cS	78	ALA	CB-CA-C	5.11	117.77	110.10
1	dl	219	GLN	C-N-CA	5.11	133.04	122.30
1	e2	168	PHE	CZ-CE2-CD2	5.11	126.23	120.10
1	eI	117	TRP	CE3-CZ3-CH2	-5.11	115.58	121.20
1	fw	167	ARG	NH1-CZ-NH2	-5.11	113.78	119.40
1	fx	91	ILE	C-N-CA	5.11	134.48	121.70
1	lz	90	PRO	N-CA-C	5.11	125.39	112.10
1	fO	154	ARG	CD-NE-CZ	5.11	130.76	123.60
1	g7	212	GLU	N-CA-CB	-5.11	101.40	110.60
1	r	175	GLU	CB-CA-C	5.11	120.62	110.40
1	B	99	PRO	N-CD-CG	5.11	110.87	103.20
1	J	87	HIS	CA-CB-CG	-5.11	104.91	113.60
1	N	143	ARG	NE-CZ-NH2	5.11	122.86	120.30
1	g9	217	ALA	N-CA-CB	-5.11	102.95	110.10
1	gd	138	LEU	CB-CG-CD1	-5.11	102.31	111.00
1	1E	109	SER	N-CA-CB	5.11	118.16	110.50
1	gE	162	ARG	NE-CZ-NH2	5.11	122.86	120.30
1	gW	96	MET	CA-CB-CG	-5.11	104.61	113.30
1	iC	184	TRP	CB-CG-CD1	5.11	133.64	127.00
1	iT	165	VAL	CA-CB-CG2	-5.11	103.23	110.90
1	1T	210	THR	N-CA-CB	5.11	120.01	110.30
1	je	226	HIS	CA-CB-CG	-5.11	104.91	113.60
1	jj	139	ASN	O-C-N	-5.11	114.52	122.70
1	1V	148	THR	N-CA-CB	5.11	120.01	110.30
1	jF	123	PRO	N-CA-C	5.11	125.39	112.10
1	jO	212	GLU	OE1-CD-OE2	-5.11	117.17	123.30

Continued on next page...

Continued from previous page...

Mol	Chain	Res	Type	Atoms	Z	Observed(°)	Ideal(°)
1	jV	130	TYR	CD1-CE1-CZ	5.11	124.40	119.80
1	kw	173	ARG	NE-CZ-NH1	5.11	122.86	120.30
1	kB	176	GLN	N-CA-CB	5.11	119.80	110.60
1	kL	130	TYR	CB-CG-CD2	5.11	124.07	121.00
1	kO	130	TYR	CB-CG-CD2	5.11	124.07	121.00
1	kX	75	GLU	OE1-CD-OE2	-5.11	117.17	123.30
1	l0	187	GLU	CA-CB-CG	5.11	124.64	113.40
1	lr	178	SER	O-C-N	-5.11	114.53	122.70
1	2l	82	ARG	NE-CZ-NH1	5.11	122.86	120.30
1	2T	163	ASP	CB-CG-OD2	-5.11	113.70	118.30
1	3l	195	ASN	CB-CA-C	5.11	120.62	110.40
1	3e	117	TRP	CB-CG-CD2	-5.11	119.96	126.60
1	3F	186	THR	O-C-N	-5.11	114.53	122.70
1	3I	142	VAL	CG1-CB-CG2	-5.11	102.72	110.90
1	3R	58	THR	N-CA-CB	5.11	120.01	110.30
1	4h	167	ARG	NH1-CZ-NH2	-5.11	113.78	119.40
1	4D	27	VAL	CB-CA-C	5.11	121.11	111.40
1	58	32	PHE	CG-CD1-CE1	5.11	126.42	120.80
1	5a	26	VAL	CG1-CB-CG2	-5.11	102.72	110.90
1	5m	117	TRP	NE1-CE2-CZ2	-5.11	124.78	130.40
1	5q	40	PHE	CZ-CE2-CD2	-5.11	113.97	120.10
1	5u	18	ARG	NH1-CZ-NH2	-5.11	113.78	119.40
1	5N	18	ARG	NH1-CZ-NH2	-5.11	113.78	119.40
1	5N	43	LEU	N-CA-CB	-5.11	100.18	110.40
1	5X	143	ARG	NH1-CZ-NH2	-5.11	113.78	119.40
1	66	167	ARG	NE-CZ-NH2	-5.11	117.75	120.30
1	6a	187	GLU	OE1-CD-OE2	-5.11	117.17	123.30
1	6N	147	PRO	N-CA-CB	-5.11	96.98	102.60
1	74	26	VAL	CA-CB-CG2	-5.11	103.23	110.90
1	7D	26	VAL	CA-CB-CG2	-5.11	103.23	110.90
1	7K	214	MET	CA-CB-CG	5.11	121.99	113.30
1	7R	69	LEU	O-C-N	-5.11	114.52	122.70
1	8f	28	GLU	O-C-N	-5.11	114.52	122.70
1	8I	59	VAL	CG1-CB-CG2	-5.11	102.72	110.90
1	8K	113	GLU	OE1-CD-OE2	-5.11	117.17	123.30
1	8K	161	PHE	N-CA-CB	-5.11	101.40	110.60
1	8O	34	PRO	O-C-N	-5.11	114.52	122.70
1	8P	64	ALA	O-C-N	-5.11	114.52	122.70
1	8U	167	ARG	NE-CZ-NH2	5.11	122.86	120.30
1	9d	189	LEU	CB-CG-CD1	5.11	119.69	111.00
1	9H	163	ASP	CB-CG-OD1	5.11	122.90	118.30
1	17	84	HIS	CA-CB-CG	-5.11	104.91	113.60

Continued on next page...

Continued from previous page...

Mol	Chain	Res	Type	Atoms	Z	Observed(°)	Ideal(°)
1	17	154	ARG	CG-CD-NE	-5.11	101.07	111.80
1	bj	188	THR	N-CA-CB	5.11	120.01	110.30
1	bk	169	TYR	CZ-CE2-CD2	-5.11	115.20	119.80
1	18	130	TYR	CZ-CE2-CD2	-5.11	115.20	119.80
1	bI	19	THR	N-CA-CB	5.11	120.01	110.30
1	bZ	88	ALA	CB-CA-C	5.11	117.77	110.10
1	cc	58	THR	N-CA-CB	5.11	120.01	110.30
1	cq	23	TRP	CD1-CG-CD2	-5.11	102.21	106.30
1	cC	150	ILE	C-N-CA	5.11	134.47	121.70
1	cV	163	ASP	CB-CG-OD2	-5.11	113.70	118.30
1	dg	217	ALA	N-CA-CB	-5.11	102.95	110.10
1	dl	217	ALA	N-CA-CB	-5.11	102.95	110.10
1	dB	47	ALA	N-CA-CB	-5.11	102.95	110.10
1	e0	14	ALA	N-CA-CB	5.11	117.25	110.10
1	e2	175	GLU	CB-CA-C	5.11	120.62	110.40
1	lp	174	ALA	N-CA-CB	-5.11	102.95	110.10
1	ee	83	LEU	CB-CG-CD1	5.11	119.69	111.00
1	eD	23	TRP	CB-CG-CD2	-5.11	119.95	126.60
1	eR	81	ASP	CB-CG-OD2	5.11	122.90	118.30
1	f4	42	ALA	N-CA-CB	-5.11	102.94	110.10
1	f8	72	THR	N-CA-CB	5.11	120.01	110.30
1	fj	229	ARG	NE-CZ-NH1	5.11	122.86	120.30
1	lx	46	GLY	C-N-CA	5.11	134.48	121.70
1	fU	167	ARG	CG-CD-NE	-5.11	101.07	111.80
1	fX	91	ILE	O-C-N	-5.11	114.52	122.70
1	g0	193	ASN	O-C-N	-5.11	114.53	122.70
1	a	164	TYR	CB-CG-CD1	5.11	124.07	121.00
1	g	120	HIS	C-N-CA	5.11	134.48	121.70
1	i	18	ARG	NE-CZ-NH1	-5.11	117.75	120.30
1	s	164	TYR	CB-CA-C	5.11	120.62	110.40
1	y	118	MET	CG-SD-CE	-5.11	92.02	100.20
1	1D	23	TRP	CD2-CE3-CZ3	5.11	125.44	118.80
1	gZ	221	VAL	N-CA-C	-5.11	97.20	111.00
1	h2	130	TYR	CG-CD1-CE1	-5.11	117.21	121.30
1	ig	6	LEU	CB-CA-C	-5.11	100.49	110.20
1	1P	190	LEU	O-C-N	-5.11	114.53	122.70
1	1R	3	VAL	CA-CB-CG2	5.11	118.56	110.90
1	iK	68	MET	CG-SD-CE	-5.11	92.03	100.20
1	iS	22	ALA	CB-CA-C	-5.11	102.44	110.10
1	j4	143	ARG	NE-CZ-NH2	-5.11	117.75	120.30
1	j9	146	SER	CB-CA-C	-5.11	100.39	110.10
1	ka	82	ARG	NE-CZ-NH2	-5.11	117.75	120.30

Continued on next page...

Continued from previous page...

Mol	Chain	Res	Type	Atoms	Z	Observed(°)	Ideal(°)
1	kE	45	GLU	CA-C-N	-5.11	105.98	116.20
1	2W	143	ARG	NE-CZ-NH2	-5.11	117.75	120.30
1	33	108	THR	CA-CB-CG2	-5.11	105.25	112.40
1	3e	80	TRP	CG-CD2-CE3	5.11	138.50	133.90
1	3i	7	GLN	C-N-CA	5.11	133.03	122.30
1	3i	68	MET	CA-CB-CG	5.11	121.99	113.30
1	3T	43	LEU	CB-CA-C	-5.11	100.49	110.20
1	3W	11	VAL	CA-CB-CG2	-5.11	103.24	110.90
1	5a	159	GLU	OE1-CD-OE2	-5.11	117.17	123.30
1	5e	90	PRO	N-CA-C	5.11	125.39	112.10
1	6i	202	LEU	CB-CG-CD2	5.11	119.68	111.00
1	81	39	MET	CG-SD-CE	-5.11	92.03	100.20
1	8P	228	ALA	N-CA-CB	-5.11	102.95	110.10
1	99	139	ASN	O-C-N	-5.11	114.53	122.70
1	9v	168	PHE	N-CA-CB	-5.11	101.40	110.60
1	ax	165	VAL	CB-CA-C	-5.11	101.69	111.40
1	bf	81	ASP	CB-CG-OD2	5.11	122.90	118.30
1	18	79	GLU	OE1-CD-OE2	-5.11	117.17	123.30
1	c9	162	ARG	NE-CZ-NH2	5.11	122.85	120.30
1	co	30	LYS	C-N-CA	5.11	134.47	121.70
1	cT	110	THR	N-CA-CB	5.11	120.01	110.30
1	cV	50	GLN	CA-CB-CG	5.11	124.64	113.40
1	d5	133	TRP	CG-CD2-CE3	-5.11	129.30	133.90
1	eb	139	ASN	O-C-N	-5.11	114.53	122.70
1	ex	141	ILE	CG1-CB-CG2	-5.11	100.16	111.40
1	eU	130	TYR	CG-CD2-CE2	-5.11	117.21	121.30
1	fg	12	HIS	N-CA-CB	-5.11	101.40	110.60
1	fF	107	THR	CA-CB-CG2	-5.11	105.25	112.40
1	1A	97	ARG	NE-CZ-NH2	5.11	122.86	120.30
1	d	65	ALA	N-CA-CB	-5.11	102.95	110.10
1	z	132	ARG	NE-CZ-NH2	-5.11	117.75	120.30
1	G	166	ASP	O-C-N	-5.11	114.53	122.70
1	ga	180	GLU	CB-CA-C	-5.11	100.19	110.40
1	gX	71	GLU	O-C-N	-5.11	114.53	122.70
1	1J	49	PRO	CA-C-N	5.11	128.44	117.20
1	hw	22	ALA	CB-CA-C	-5.11	102.44	110.10
1	hI	100	ARG	NE-CZ-NH1	5.11	122.85	120.30
1	hS	168	PHE	N-CA-CB	-5.11	101.41	110.60
1	1N	80	TRP	CE2-CD2-CE3	5.11	124.83	118.70
1	i4	10	MET	CA-CB-CG	5.11	121.98	113.30
1	ij	190	LEU	O-C-N	-5.11	114.53	122.70
1	ip	145	TYR	CZ-CE2-CD2	-5.11	115.20	119.80

Continued on next page...

Continued from previous page...

Mol	Chain	Res	Type	Atoms	Z	Observed(°)	Ideal(°)
1	iF	120	HIS	CB-CA-C	5.11	120.62	110.40
1	j5	81	ASP	CB-CG-OD2	-5.11	113.70	118.30
1	j9	34	PRO	N-CD-CG	5.11	110.86	103.20
1	j9	124	ILE	CA-CB-CG1	5.11	120.70	111.00
1	jI	71	GLU	O-C-N	-5.11	114.53	122.70
1	kj	119	THR	CA-CB-OG1	5.11	119.73	109.00
1	la	146	SER	N-CA-CB	5.11	118.16	110.50
1	lR	178	SER	N-CA-CB	5.11	118.16	110.50
1	2f	81	ASP	CB-CG-OD2	-5.11	113.70	118.30
1	2R	185	MET	CA-CB-CG	5.11	121.98	113.30
1	3v	97	ARG	NH1-CZ-NH2	-5.11	113.78	119.40
1	3A	65	ALA	N-CA-CB	-5.11	102.95	110.10
1	3K	130	TYR	CG-CD2-CE2	-5.11	117.22	121.30
1	4l	221	VAL	O-C-N	-5.11	114.52	123.20
1	5g	119	THR	CA-CB-CG2	5.11	119.55	112.40
1	5I	9	GLN	N-CA-CB	-5.11	101.41	110.60
1	5R	111	LEU	CB-CA-C	-5.11	100.49	110.20
1	5Y	130	TYR	O-C-N	-5.11	114.53	122.70
1	6F	58	THR	O-C-N	-5.11	114.53	122.70
1	6O	171	THR	O-C-N	-5.11	114.53	122.70
1	6X	229	ARG	NE-CZ-NH1	5.11	122.85	120.30
1	74	108	THR	CA-CB-CG2	-5.11	105.25	112.40
1	7a	197	ASP	O-C-N	-5.11	114.53	122.70
1	7t	169	TYR	CG-CD2-CE2	-5.11	117.21	121.30
1	7C	109	SER	N-CA-CB	5.11	118.16	110.50
1	80	88	ALA	N-CA-CB	5.11	117.25	110.10
1	8B	31	ALA	N-CA-CB	5.11	117.25	110.10
1	8O	75	GLU	OE1-CD-OE2	-5.11	117.17	123.30
1	9e	188	THR	N-CA-CB	5.11	120.00	110.30
1	9u	154	ARG	CG-CD-NE	-5.11	101.07	111.80
1	9H	12	HIS	O-C-N	-5.11	114.53	122.70
1	9J	83	LEU	O-C-N	-5.11	114.53	122.70
1	Z	144	MET	CG-SD-CE	-5.11	92.03	100.20
1	ai	38	PRO	N-CA-CB	5.11	109.43	103.30
1	an	130	TYR	CZ-CE2-CD2	5.11	124.40	119.80
1	aI	39	MET	O-C-N	-5.11	114.53	122.70
1	aI	75	GLU	OE1-CD-OE2	-5.11	117.17	123.30
1	aK	14	ALA	CB-CA-C	5.11	117.76	110.10
1	aZ	90	PRO	N-CA-C	5.11	125.38	112.10
1	bl	144	MET	CB-CA-C	5.11	120.61	110.40
1	19	23	TRP	CE2-CD2-CG	5.11	111.39	107.30
1	1c	193	ASN	CA-CB-CG	-5.11	102.16	113.40

Continued on next page...

Continued from previous page...

Mol	Chain	Res	Type	Atoms	Z	Observed(°)	Ideal(°)
1	co	161	PHE	CB-CG-CD1	-5.11	117.22	120.80
1	1e	82	ARG	NH1-CZ-NH2	-5.11	113.78	119.40
1	cs	169	TYR	CB-CG-CD2	-5.11	117.94	121.00
1	cQ	183	ASN	CB-CG-OD1	-5.11	111.39	121.60
1	dL	142	VAL	CA-CB-CG2	-5.11	103.24	110.90
1	eu	161	PHE	CB-CG-CD1	-5.11	117.22	120.80
1	eA	219	GLN	CB-CA-C	5.11	120.62	110.40
1	fb	169	TYR	CG-CD2-CE2	5.11	125.39	121.30
1	b	40	PHE	CB-CG-CD1	-5.11	117.22	120.80
1	N	108	THR	O-C-N	-5.11	114.53	122.70
1	V	80	TRP	CD1-NE1-CE2	5.11	113.60	109.00
1	gw	32	PHE	CB-CG-CD2	5.11	124.37	120.80
1	gz	133	TRP	CE2-CD2-CG	-5.11	103.22	107.30
1	h5	130	TYR	CB-CG-CD1	5.11	124.06	121.00
1	hq	142	VAL	CG1-CB-CG2	-5.11	102.73	110.90
1	hs	53	ASN	O-C-N	-5.11	114.53	122.70
1	1M	23	TRP	CB-CG-CD1	-5.11	120.36	127.00
1	i0	59	VAL	CG1-CB-CG2	-5.11	102.73	110.90
1	ii	198	CYS	N-CA-CB	-5.11	101.41	110.60
1	iB	93	PRO	CA-C-N	5.11	126.41	116.20
1	iU	17	PRO	O-C-N	-5.11	114.53	122.70
1	iX	91	ILE	N-CA-CB	5.11	122.54	110.80
1	j3	5	ASN	N-CA-CB	5.11	119.79	110.60
1	j8	167	ARG	NH1-CZ-NH2	-5.11	113.78	119.40
1	j9	102	SER	O-C-N	-5.11	114.53	122.70
1	jj	92	GLU	OE1-CD-OE2	-5.11	117.17	123.30
1	jx	171	THR	N-CA-CB	5.11	120.00	110.30
1	jB	121	ASN	O-C-N	-5.11	111.40	121.10
1	l4	80	TRP	CZ3-CH2-CZ2	-5.11	115.47	121.60
1	li	97	ARG	NE-CZ-NH2	-5.11	117.75	120.30
1	28	18	ARG	CG-CD-NE	-5.11	101.08	111.80
1	ly	185	MET	CG-SD-CE	-5.11	92.03	100.20
1	29	11	VAL	CA-CB-CG1	5.11	118.56	110.90
1	2r	108	THR	CA-CB-CG2	-5.11	105.25	112.40
1	2w	117	TRP	O-C-N	-5.11	114.53	122.70
1	2R	201	ILE	C-N-CA	5.11	134.46	121.70
1	2U	164	TYR	CB-CG-CD2	-5.11	117.94	121.00
1	3e	62	HIS	ND1-CG-CD2	5.11	115.95	108.80
1	3X	226	HIS	CA-CB-CG	5.11	122.28	113.60
1	4b	177	ALA	C-N-CA	5.11	134.46	121.70
1	4R	120	HIS	N-CA-CB	-5.11	101.41	110.60
1	4Y	10	MET	CA-CB-CG	5.11	121.98	113.30

Continued on next page...

Continued from previous page...

Mol	Chain	Res	Type	Atoms	Z	Observed(°)	Ideal(°)
1	5d	126	VAL	CA-CB-CG1	-5.11	103.24	110.90
1	5s	27	VAL	O-C-N	-5.11	114.53	122.70
1	5O	8	GLY	O-C-N	-5.11	114.53	122.70
1	5Q	163	ASP	N-CA-CB	-5.11	101.41	110.60
1	5R	166	ASP	CB-CG-OD2	5.11	122.89	118.30
1	5W	67	GLN	CB-CG-CD	5.11	124.88	111.60
1	5W	198	CYS	O-C-N	-5.11	114.53	122.70
1	6m	18	ARG	N-CA-CB	5.11	119.79	110.60
1	6v	113	GLU	OE1-CD-OE2	-5.11	117.17	123.30
1	6W	184	TRP	CE2-CD2-CG	-5.11	103.22	107.30
1	7q	130	TYR	CB-CG-CD2	5.11	124.06	121.00
1	7T	82	ARG	NH1-CZ-NH2	-5.11	113.78	119.40
1	7W	228	ALA	CB-CA-C	-5.11	102.44	110.10
1	8o	18	ARG	NE-CZ-NH2	-5.11	117.75	120.30
1	8H	227	LYS	N-CA-C	-5.11	97.21	111.00
1	93	125	PRO	O-C-N	-5.11	114.53	122.70
1	98	165	VAL	CB-CA-C	5.11	121.10	111.40
1	9e	40	PHE	CB-CG-CD2	5.11	124.37	120.80
1	9B	60	GLY	O-C-N	-5.11	114.52	123.20
1	9C	173	ARG	NH1-CZ-NH2	-5.11	113.78	119.40
1	ab	166	ASP	N-CA-CB	-5.11	101.41	110.60
1	ah	15	ILE	CA-CB-CG2	-5.11	100.69	110.90
1	aG	82	ARG	NH1-CZ-NH2	-5.11	113.78	119.40
1	bb	54	THR	N-CA-CB	5.11	120.00	110.30
1	bs	65	ALA	O-C-N	-5.11	114.53	122.70
1	bT	76	GLU	C-N-CA	5.11	134.46	121.70
1	c8	194	ALA	N-CA-CB	5.11	117.25	110.10
1	cd	165	VAL	CA-CB-CG2	-5.11	103.24	110.90
1	cB	221	VAL	CG1-CB-CG2	-5.11	102.73	110.90
1	1h	202	LEU	CA-C-O	5.11	130.82	120.10
1	dy	125	PRO	N-CD-CG	5.11	110.86	103.20
1	dM	4	GLN	CB-CA-C	-5.11	100.19	110.40
1	eh	96	MET	CG-SD-CE	-5.11	92.03	100.20
1	ex	173	ARG	NH1-CZ-NH2	-5.11	113.78	119.40
1	ez	188	THR	CA-CB-CG2	5.11	119.55	112.40
1	eD	179	GLN	N-CA-CB	-5.11	101.41	110.60
1	eN	18	ARG	NE-CZ-NH2	-5.11	117.75	120.30
1	eS	143	ARG	CA-CB-CG	5.11	124.63	113.40
1	eZ	145	TYR	CB-CG-CD2	-5.11	117.94	121.00
1	1u	31	ALA	CB-CA-C	5.11	117.76	110.10
1	f8	96	MET	O-C-N	-5.11	114.53	122.70
1	fd	23	TRP	CB-CG-CD2	5.11	133.24	126.60

Continued on next page...

Continued from previous page...

Mol	Chain	Res	Type	Atoms	Z	Observed(°)	Ideal(°)
1	fK	174	ALA	N-CA-CB	-5.11	102.95	110.10
1	l	168	PHE	CB-CA-C	5.11	120.61	110.40
1	n	5	ASN	N-CA-CB	5.11	119.79	110.60
1	s	132	ARG	NE-CZ-NH1	5.11	122.85	120.30
1	gz	125	PRO	C-N-CA	5.10	134.46	121.70
1	hy	47	ALA	CA-C-O	-5.10	109.38	120.10
1	im	163	ASP	CB-CG-OD1	5.10	122.89	118.30
1	je	23	TRP	CA-CB-CG	5.10	123.40	113.70
1	kV	82	ARG	CD-NE-CZ	5.10	130.75	123.60
1	28	132	ARG	NE-CZ-NH1	5.10	122.85	120.30
1	2x	152	ASP	CB-CG-OD1	-5.10	113.71	118.30
1	33	88	ALA	O-C-N	-5.10	114.52	123.20
1	3v	23	TRP	CH2-CZ2-CE2	-5.10	112.30	117.40
1	3B	31	ALA	CB-CA-C	5.10	117.76	110.10
1	3V	143	ARG	O-C-N	-5.10	114.53	122.70
1	5i	86	VAL	CA-CB-CG1	-5.10	103.24	110.90
1	5X	165	VAL	CA-CB-CG1	5.10	118.56	110.90
1	6r	39	MET	CG-SD-CE	-5.10	92.03	100.20
1	6B	173	ARG	NE-CZ-NH2	5.10	122.85	120.30
1	6B	193	ASN	N-CA-CB	-5.10	101.41	110.60
1	7e	103	ASP	CB-CG-OD2	5.10	122.89	118.30
1	8c	118	MET	O-C-N	-5.10	114.53	122.70
1	8C	209	ALA	O-C-N	-5.10	114.53	122.70
1	8H	183	ASN	O-C-N	-5.10	114.53	122.70
1	95	176	GLN	O-C-N	-5.10	114.53	122.70
1	a0	155	GLN	CA-C-O	5.10	130.82	120.10
1	ac	58	THR	N-CA-CB	5.10	120.00	110.30
1	aK	125	PRO	N-CA-CB	5.10	109.42	103.30
1	aT	97	ARG	CA-C-O	5.10	130.82	120.10
1	bk	230	VAL	O-C-N	-5.10	114.53	122.70
1	bo	173	ARG	CB-CA-C	-5.10	100.19	110.40
1	bq	221	VAL	O-C-N	-5.10	114.52	123.20
1	bN	23	TRP	CB-CG-CD2	5.10	133.24	126.60
1	bS	209	ALA	N-CA-CB	-5.10	102.95	110.10
1	cc	228	ALA	CB-CA-C	5.10	117.76	110.10
1	dF	29	GLU	OE1-CD-OE2	-5.10	117.17	123.30
1	dN	5	ASN	N-CA-CB	-5.10	101.41	110.60
1	eK	23	TRP	CB-CG-CD2	-5.10	119.97	126.60
1	eN	167	ARG	CD-NE-CZ	5.10	130.75	123.60
1	eX	21	ASN	CA-CB-CG	5.10	124.63	113.40
1	lv	35	GLU	OE1-CD-OE2	-5.10	117.17	123.30
1	N	175	GLU	CA-CB-CG	5.10	124.63	113.40

Continued on next page...

Continued from previous page...

Mol	Chain	Res	Type	Atoms	Z	Observed(°)	Ideal(°)
1	P	20	LEU	CB-CG-CD2	5.10	119.68	111.00
1	gb	66	MET	CG-SD-CE	-5.10	92.04	100.20
1	gj	164	TYR	CG-CD1-CE1	-5.10	117.22	121.30
1	gk	168	PHE	CB-CG-CD1	-5.10	117.23	120.80
1	gP	117	TRP	CE2-CD2-CG	-5.10	103.22	107.30
1	hg	120	HIS	O-C-N	-5.10	114.53	122.70
1	hm	137	GLY	O-C-N	-5.10	114.54	122.70
1	hp	126	VAL	CA-CB-CG2	-5.10	103.25	110.90
1	hP	51	ASP	CB-CG-OD1	-5.10	113.71	118.30
1	i0	28	GLU	OE1-CD-OE2	-5.10	117.18	123.30
1	1N	218	CYS	CB-CA-C	5.10	120.60	110.40
1	iw	170	LYS	O-C-N	-5.10	114.53	122.70
1	iA	138	LEU	CB-CG-CD1	5.10	119.67	111.00
1	iY	58	THR	N-CA-CB	5.10	119.99	110.30
1	j9	130	TYR	CB-CG-CD1	5.10	124.06	121.00
1	jx	32	PHE	CG-CD2-CE2	-5.10	115.19	120.80
1	jJ	10	MET	N-CA-C	5.10	124.78	111.00
1	le	169	TYR	CB-CG-CD1	-5.10	117.94	121.00
1	ls	229	ARG	CA-CB-CG	5.10	124.63	113.40
1	lM	129	ILE	CA-CB-CG1	-5.10	101.31	111.00
1	2k	166	ASP	CB-CG-OD2	5.10	122.89	118.30
1	2q	161	PHE	CA-C-O	5.10	130.81	120.10
1	2x	119	THR	CA-CB-CG2	-5.10	105.26	112.40
1	3c	15	ILE	O-C-N	-5.10	114.54	122.70
1	3c	164	TYR	CG-CD1-CE1	5.10	125.38	121.30
1	3d	67	GLN	N-CA-C	5.10	124.78	111.00
1	3i	177	ALA	O-C-N	-5.10	114.54	122.70
1	3p	189	LEU	CB-CG-CD2	5.10	119.67	111.00
1	3D	40	PHE	CB-CG-CD2	-5.10	117.23	120.80
1	4a	212	GLU	CB-CG-CD	-5.10	100.42	114.20
1	4d	27	VAL	O-C-N	-5.10	114.53	122.70
1	4J	168	PHE	CB-CG-CD1	5.10	124.37	120.80
1	4M	215	MET	CB-CA-C	5.10	120.60	110.40
1	4O	11	VAL	CG1-CB-CG2	5.10	119.06	110.90
1	54	107	THR	OG1-CB-CG2	-5.10	98.26	110.00
1	5R	81	ASP	N-CA-CB	5.10	119.78	110.60
1	60	91	ILE	N-CA-C	-5.10	97.22	111.00
1	6u	131	LYS	CA-CB-CG	5.10	124.62	113.40
1	6C	161	PHE	CB-CA-C	5.10	120.60	110.40
1	6Q	154	ARG	N-CA-C	5.10	124.78	111.00
1	82	70	LYS	O-C-N	-5.10	114.54	122.70
1	9u	17	PRO	O-C-N	-5.10	114.53	122.70

Continued on next page...

Continued from previous page...

Mol	Chain	Res	Type	Atoms	Z	Observed(°)	Ideal(°)
1	9J	143	ARG	N-CA-CB	5.10	119.78	110.60
1	9N	32	PHE	CA-CB-CG	-5.10	101.66	113.90
1	9Z	140	LYS	CA-CB-CG	5.10	124.62	113.40
1	a1	118	MET	CG-SD-CE	-5.10	92.03	100.20
1	aE	18	ARG	NE-CZ-NH2	-5.10	117.75	120.30
1	aO	162	ARG	NE-CZ-NH2	-5.10	117.75	120.30
1	bD	168	PHE	CG-CD1-CE1	-5.10	115.19	120.80
1	bJ	227	LYS	O-C-N	-5.10	114.54	122.70
1	bT	112	GLN	O-C-N	-5.10	114.54	122.70
1	c2	130	TYR	CG-CD1-CE1	-5.10	117.22	121.30
1	1d	167	ARG	NH1-CZ-NH2	-5.10	113.79	119.40
1	cs	143	ARG	NE-CZ-NH1	5.10	122.85	120.30
1	cE	97	ARG	NH1-CZ-NH2	-5.10	113.79	119.40
1	dd	103	ASP	CB-CG-OD1	5.10	122.89	118.30
1	dj	162	ARG	NH1-CZ-NH2	5.10	125.01	119.40
1	dk	143	ARG	CB-CA-C	-5.10	100.19	110.40
1	ds	165	VAL	CA-CB-CG2	-5.10	103.25	110.90
1	dP	6	LEU	CB-CA-C	5.10	119.89	110.20
1	e1	169	TYR	CB-CG-CD2	5.10	124.06	121.00
1	e6	200	THR	CA-CB-CG2	-5.10	105.26	112.40
1	1p	173	ARG	CG-CD-NE	-5.10	101.08	111.80
1	em	82	ARG	CG-CD-NE	-5.10	101.08	111.80
1	1r	229	ARG	NE-CZ-NH2	-5.10	117.75	120.30
1	eG	37	ILE	O-C-N	-5.10	111.41	121.10
1	eK	218	CYS	N-CA-CB	5.10	119.79	110.60
1	eU	62	HIS	N-CA-CB	5.10	119.79	110.60
1	eX	105	ALA	N-CA-CB	-5.10	102.96	110.10
1	f9	83	LEU	CB-CG-CD1	5.10	119.67	111.00
1	fq	207	PRO	CA-C-N	5.10	128.43	117.20
1	fH	171	THR	N-CA-CB	5.10	120.00	110.30
1	i	132	ARG	NH1-CZ-NH2	-5.10	113.79	119.40
1	I	133	TRP	CH2-CZ2-CE2	5.10	122.50	117.40
1	R	130	TYR	CZ-CE2-CD2	5.10	124.39	119.80
1	V	180	GLU	OE1-CD-OE2	-5.10	117.18	123.30
1	gc	185	MET	CG-SD-CE	-5.10	92.04	100.20
1	hP	88	ALA	N-CA-CB	5.10	117.24	110.10
1	iI	209	ALA	N-CA-CB	5.10	117.24	110.10
1	j6	74	ASN	CA-CB-CG	-5.10	102.18	113.40
1	jk	159	GLU	OE1-CD-OE2	-5.10	117.18	123.30
1	jD	103	ASP	CB-CG-OD1	5.10	122.89	118.30
1	kT	167	ARG	NH1-CZ-NH2	-5.10	113.79	119.40
1	lI	40	PHE	CB-CG-CD1	5.10	124.37	120.80

Continued on next page...

Continued from previous page...

Mol	Chain	Res	Type	Atoms	Z	Observed(°)	Ideal(°)
1	lg	18	ARG	NE-CZ-NH2	-5.10	117.75	120.30
1	lj	208	ALA	N-CA-CB	5.10	117.24	110.10
1	lz	112	GLN	CA-CB-CG	5.10	124.62	113.40
1	2I	97	ARG	NE-CZ-NH2	-5.10	117.75	120.30
1	3q	39	MET	CA-CB-CG	5.10	121.97	113.30
1	4N	185	MET	CG-SD-CE	-5.10	92.04	100.20
1	5X	18	ARG	NH1-CZ-NH2	-5.10	113.79	119.40
1	5X	228	ALA	CB-CA-C	5.10	117.75	110.10
1	68	161	PHE	CB-CG-CD2	5.10	124.37	120.80
1	6R	142	VAL	CA-CB-CG2	-5.10	103.25	110.90
1	74	26	VAL	CA-CB-CG1	5.10	118.55	110.90
1	7c	97	ARG	NE-CZ-NH2	-5.10	117.75	120.30
1	7o	217	ALA	CB-CA-C	5.10	117.75	110.10
1	7B	214	MET	CG-SD-CE	-5.10	92.04	100.20
1	7L	100	ARG	CG-CD-NE	-5.10	101.09	111.80
1	8n	37	ILE	CA-C-N	5.10	131.38	117.10
1	9l	163	ASP	CB-CG-OD2	-5.10	113.71	118.30
1	9t	145	TYR	CD1-CG-CD2	5.10	123.51	117.90
1	aD	108	THR	CA-CB-CG2	-5.10	105.26	112.40
1	aT	96	MET	CG-SD-CE	5.10	108.36	100.20
1	bw	204	ALA	O-C-N	-5.10	114.54	122.70
1	ce	185	MET	CG-SD-CE	-5.10	92.04	100.20
1	cp	98	GLU	OE1-CD-OE2	5.10	129.42	123.30
1	df	173	ARG	NE-CZ-NH1	5.10	122.85	120.30
1	dl	197	ASP	CB-CG-OD1	-5.10	113.71	118.30
1	dN	154	ARG	CG-CD-NE	-5.10	101.09	111.80
1	dO	47	ALA	N-CA-CB	5.10	117.24	110.10
1	eB	68	MET	CB-CA-C	5.10	120.60	110.40
1	1s	80	TRP	CH2-CZ2-CE2	5.10	122.50	117.40
1	f3	135	ILE	CA-CB-CG2	5.10	121.10	110.90
1	fl	54	THR	OG1-CB-CG2	-5.10	98.27	110.00
1	6	162	ARG	NE-CZ-NH2	5.10	122.85	120.30
1	ga	219	GLN	O-C-N	-5.10	114.53	123.20
1	gg	176	GLN	C-N-CA	5.10	134.45	121.70
1	1F	97	ARG	CD-NE-CZ	5.10	130.74	123.60
1	hK	145	TYR	CB-CG-CD1	-5.10	117.94	121.00
1	hS	120	HIS	CA-CB-CG	5.10	122.27	113.60
1	i4	130	TYR	N-CA-CB	-5.10	101.42	110.60
1	iv	172	LEU	O-C-N	-5.10	114.54	122.70
1	iy	154	ARG	NE-CZ-NH2	-5.10	117.75	120.30
1	iG	44	SER	O-C-N	-5.10	114.54	122.70
1	1T	154	ARG	N-CA-CB	5.10	119.78	110.60

Continued on next page...

Continued from previous page...

Mol	Chain	Res	Type	Atoms	Z	Observed(°)	Ideal(°)
1	je	145	TYR	CB-CG-CD2	5.10	124.06	121.00
1	jv	81	ASP	CB-CG-OD2	-5.10	113.71	118.30
1	kl	74	ASN	O-C-N	-5.10	114.54	122.70
1	kr	184	TRP	CG-CD2-CE3	5.10	138.49	133.90
1	kT	51	ASP	C-N-CA	5.10	134.45	121.70
1	l6	164	TYR	CZ-CE2-CD2	5.10	124.39	119.80
1	lN	154	ARG	O-C-N	-5.10	114.54	122.70
1	2i	119	THR	N-CA-CB	5.10	119.99	110.30
1	2r	213	GLU	OE1-CD-OE2	-5.10	117.18	123.30
1	2B	185	MET	CA-CB-CG	5.10	121.97	113.30
1	2J	27	VAL	CA-CB-CG1	5.10	118.55	110.90
1	2J	104	ILE	O-C-N	-5.10	114.54	122.70
1	2S	20	LEU	O-C-N	-5.10	114.54	122.70
1	36	78	ALA	O-C-N	-5.10	114.54	122.70
1	38	152	ASP	CB-CG-OD1	-5.10	113.71	118.30
1	3K	104	ILE	O-C-N	-5.10	114.54	122.70
1	3W	59	VAL	CA-CB-CG2	-5.10	103.25	110.90
1	4v	162	ARG	O-C-N	-5.10	114.54	122.70
1	4z	132	ARG	NH1-CZ-NH2	-5.10	113.79	119.40
1	5J	208	ALA	CB-CA-C	5.10	117.75	110.10
1	5P	154	ARG	NE-CZ-NH2	-5.10	117.75	120.30
1	68	32	PHE	CB-CG-CD2	-5.10	117.23	120.80
1	6n	152	ASP	CB-CG-OD1	5.10	122.89	118.30
1	6B	146	SER	O-C-N	-5.10	111.41	121.10
1	6I	220	GLY	O-C-N	-5.10	114.54	122.70
1	7b	222	GLY	C-N-CA	-5.10	111.59	122.30
1	7f	214	MET	CG-SD-CE	-5.10	92.04	100.20
1	7V	132	ARG	NE-CZ-NH1	5.10	122.85	120.30
1	86	51	ASP	CB-CG-OD1	-5.10	113.71	118.30
1	8f	184	TRP	NE1-CE2-CD2	5.10	112.40	107.30
1	8i	87	HIS	CA-CB-CG	5.10	122.27	113.60
1	8N	143	ARG	CG-CD-NE	-5.10	101.09	111.80
1	8T	177	ALA	N-CA-CB	5.10	117.24	110.10
1	96	194	ALA	N-CA-CB	-5.10	102.96	110.10
1	9E	81	ASP	CB-CG-OD1	5.10	122.89	118.30
1	9S	85	PRO	O-C-N	-5.10	114.54	122.70
1	ac	227	LYS	O-C-N	-5.10	114.54	122.70
1	au	39	MET	CA-CB-CG	5.10	121.97	113.30
1	aw	163	ASP	O-C-N	-5.10	114.54	122.70
1	aB	68	MET	CG-SD-CE	-5.10	92.04	100.20
1	aP	106	GLY	O-C-N	-5.10	114.54	122.70
1	bH	116	GLY	O-C-N	-5.10	114.54	122.70

Continued on next page...

Continued from previous page...

Mol	Chain	Res	Type	Atoms	Z	Observed(°)	Ideal(°)
1	ck	169	TYR	CG-CD2-CE2	-5.10	117.22	121.30
1	d6	130	TYR	CB-CG-CD1	-5.10	117.94	121.00
1	d9	22	ALA	CB-CA-C	5.10	117.75	110.10
1	dc	86	VAL	CA-CB-CG1	5.10	118.55	110.90
1	di	164	TYR	CG-CD1-CE1	5.10	125.38	121.30
1	dr	141	ILE	CA-CB-CG1	5.10	120.69	111.00
1	dB	169	TYR	CB-CG-CD2	-5.10	117.94	121.00
1	e2	148	THR	CA-CB-CG2	-5.10	105.26	112.40
1	ea	86	VAL	CG1-CB-CG2	-5.10	102.74	110.90
1	ek	204	ALA	CB-CA-C	5.10	117.75	110.10
1	lr	133	TRP	CD2-CE2-CZ2	5.10	128.42	122.30
1	fl	174	ALA	N-CA-CB	-5.10	102.96	110.10
1	ly	29	GLU	N-CA-C	5.10	124.77	111.00
1	g4	126	VAL	CG1-CB-CG2	5.10	119.06	110.90
1	e	93	PRO	O-C-N	5.10	131.87	123.20
1	t	110	THR	CA-CB-CG2	-5.10	105.26	112.40
1	P	130	TYR	CB-CA-C	5.10	120.60	110.40
1	gm	169	TYR	CG-CD1-CE1	5.10	125.38	121.30
1	1E	117	TRP	CH2-CZ2-CE2	-5.10	112.30	117.40
1	gC	179	GLN	CG-CD-OE1	5.10	131.80	121.60
1	gL	167	ARG	NH1-CZ-NH2	-5.10	113.79	119.40
1	gL	171	THR	CA-CB-CG2	5.10	119.54	112.40
1	gN	229	ARG	N-CA-C	5.10	124.76	111.00
1	gR	217	ALA	N-CA-CB	5.10	117.24	110.10
1	h6	92	GLU	OE1-CD-OE2	-5.10	117.18	123.30
1	h8	90	PRO	N-CD-CG	5.10	110.84	103.20
1	1M	60	GLY	C-N-CA	5.10	133.00	122.30
1	1M	186	THR	CA-CB-CG2	-5.10	105.26	112.40
1	hV	119	THR	N-CA-CB	5.10	119.98	110.30
1	hY	48	THR	CA-CB-CG2	-5.10	105.26	112.40
1	if	184	TRP	NE1-CE2-CZ2	5.10	136.01	130.40
1	ii	195	ASN	CA-CB-CG	-5.10	102.19	113.40
1	iP	117	TRP	CB-CG-CD2	5.10	133.23	126.60
1	iy	80	TRP	CD1-NE1-CE2	5.10	113.59	109.00
1	jQ	164	TYR	CB-CG-CD1	-5.10	117.94	121.00
1	jW	154	ARG	O-C-N	-5.10	114.54	122.70
1	jZ	40	PHE	CG-CD1-CE1	-5.10	115.19	120.80
1	20	171	THR	C-N-CA	5.10	134.44	121.70
1	kj	212	GLU	CG-CD-OE2	5.10	128.50	118.30
1	kN	173	ARG	CG-CD-NE	-5.10	101.10	111.80
1	kQ	126	VAL	CA-CB-CG1	-5.10	103.25	110.90
1	kS	18	ARG	NE-CZ-NH1	5.10	122.85	120.30

Continued on next page...

Continued from previous page...

Mol	Chain	Res	Type	Atoms	Z	Observed(°)	Ideal(°)
1	kX	210	THR	CA-CB-CG2	5.10	119.54	112.40
1	ly	40	PHE	CB-CG-CD2	-5.10	117.23	120.80
1	lQ	97	ARG	O-C-N	-5.10	114.54	122.70
1	2k	117	TRP	CE3-CZ3-CH2	5.10	126.81	121.20
1	3a	192	GLN	CA-CB-CG	5.10	124.61	113.40
1	3j	138	LEU	N-CA-CB	5.10	120.60	110.40
1	3D	75	GLU	OE1-CD-OE2	-5.10	117.18	123.30
1	3P	108	THR	CA-CB-CG2	-5.10	105.26	112.40
1	3X	67	GLN	O-C-N	-5.10	114.55	122.70
1	42	11	VAL	CG1-CB-CG2	-5.10	102.74	110.90
1	47	9	GLN	O-C-N	-5.10	114.55	122.70
1	4z	36	VAL	O-C-N	-5.10	114.54	122.70
1	4E	191	VAL	O-C-N	-5.10	114.54	122.70
1	5s	169	TYR	CB-CG-CD1	-5.10	117.94	121.00
1	5H	40	PHE	CG-CD2-CE2	-5.10	115.19	120.80
1	62	90	PRO	N-CA-CB	5.10	109.42	103.30
1	6n	61	GLY	O-C-N	-5.10	114.55	122.70
1	6p	25	LYS	CB-CA-C	-5.10	100.20	110.40
1	6u	64	ALA	N-CA-CB	-5.10	102.96	110.10
1	6H	6	LEU	CB-CG-CD1	5.10	119.67	111.00
1	6R	81	ASP	CB-CG-OD1	5.10	122.89	118.30
1	7t	15	ILE	O-C-N	-5.10	114.55	122.70
1	7A	38	PRO	N-CD-CG	5.10	110.85	103.20
1	7W	23	TRP	CZ3-CH2-CZ2	-5.10	115.48	121.60
1	87	221	VAL	CA-CB-CG1	5.10	118.55	110.90
1	8l	198	CYS	O-C-N	-5.10	114.55	122.70
1	8Y	142	VAL	CA-CB-CG1	5.10	118.55	110.90
1	91	166	ASP	CB-CG-OD2	5.10	122.89	118.30
1	96	133	TRP	CE3-CZ3-CH2	-5.10	115.59	121.20
1	9v	76	GLU	OE1-CD-OE2	-5.10	117.18	123.30
1	ac	28	GLU	CA-CB-CG	5.10	124.61	113.40
1	ad	100	ARG	NE-CZ-NH2	-5.10	117.75	120.30
1	ag	39	MET	CG-SD-CE	-5.10	92.04	100.20
1	am	26	VAL	CA-CB-CG1	5.10	118.55	110.90
1	aw	97	ARG	NH1-CZ-NH2	-5.10	113.79	119.40
1	ay	139	ASN	CA-CB-CG	5.10	124.61	113.40
1	aN	169	TYR	CD1-CE1-CZ	5.10	124.39	119.80
1	aV	115	ILE	C-N-CA	5.10	133.00	122.30
1	aV	194	ALA	N-CA-CB	5.10	117.23	110.10
1	bH	179	GLN	N-CA-C	5.10	124.76	111.00
1	bR	105	ALA	N-CA-CB	-5.10	102.96	110.10
1	bS	181	VAL	O-C-N	-5.10	114.54	122.70

Continued on next page...

Continued from previous page...

Mol	Chain	Res	Type	Atoms	Z	Observed(°)	Ideal(°)
1	bZ	108	THR	CA-CB-OG1	5.10	119.70	109.00
1	1c	80	TRP	CA-CB-CG	5.10	123.39	113.70
1	cI	162	ARG	NH1-CZ-NH2	-5.10	113.79	119.40
1	cU	178	SER	CB-CA-C	-5.10	100.41	110.10
1	d1	130	TYR	CA-C-O	5.10	130.81	120.10
1	dm	171	THR	N-CA-CB	5.10	119.99	110.30
1	eq	229	ARG	N-CA-CB	-5.10	101.42	110.60
1	eG	169	TYR	CB-CG-CD1	-5.10	117.94	121.00
1	eI	73	ILE	O-C-N	-5.10	114.55	122.70
1	eK	80	TRP	N-CA-CB	-5.10	101.42	110.60
1	eX	29	GLU	OE1-CD-OE2	-5.10	117.18	123.30
1	fh	184	TRP	CB-CG-CD1	-5.10	120.38	127.00
1	fy	148	THR	CA-CB-CG2	-5.10	105.26	112.40
1	fX	66	MET	CG-SD-CE	-5.10	92.05	100.20
1	g4	11	VAL	CA-CB-CG2	5.10	118.55	110.90
1	e	212	GLU	CA-CB-CG	5.10	124.61	113.40
1	h	189	LEU	CB-CA-C	5.10	119.88	110.20
1	n	208	ALA	CB-CA-C	5.10	117.75	110.10
1	o	190	LEU	CB-CG-CD1	-5.10	102.33	111.00
1	p	79	GLU	N-CA-CB	-5.10	101.42	110.60
1	s	39	MET	CA-CB-CG	5.10	121.97	113.30
1	4	40	PHE	CB-CG-CD1	-5.10	117.23	120.80
1	Q	23	TRP	CB-CG-CD1	-5.10	120.37	127.00
1	U	143	ARG	N-CA-CB	5.10	119.78	110.60
1	8	188	THR	O-C-N	5.10	130.86	122.70
1	9	210	THR	CA-CB-OG1	5.10	119.70	109.00
1	h0	143	ARG	NH1-CZ-NH2	-5.10	113.80	119.40
1	1H	129	ILE	CG1-CB-CG2	-5.10	100.19	111.40
1	1K	80	TRP	CE2-CD2-CG	5.10	111.38	107.30
1	i4	27	VAL	O-C-N	-5.10	114.55	122.70
1	ik	47	ALA	CB-CA-C	5.10	117.74	110.10
1	iX	18	ARG	CB-CA-C	-5.10	100.21	110.40
1	jp	38	PRO	N-CA-CB	5.10	109.42	103.30
1	jB	184	TRP	CZ3-CH2-CZ2	5.10	127.72	121.60
1	kT	181	VAL	CG1-CB-CG2	-5.10	102.75	110.90
1	l7	195	ASN	N-CA-C	5.10	124.76	111.00
1	lx	130	TYR	CB-CG-CD1	5.10	124.06	121.00
1	lE	164	TYR	CZ-CE2-CD2	-5.10	115.21	119.80
1	2l	186	THR	N-CA-CB	5.10	119.98	110.30
1	3v	102	SER	O-C-N	-5.10	114.55	122.70
1	4r	2	ILE	CG1-CB-CG2	-5.10	100.19	111.40
1	5T	120	HIS	CA-CB-CG	5.10	122.26	113.60

Continued on next page...

Continued from previous page...

Mol	Chain	Res	Type	Atoms	Z	Observed(°)	Ideal(°)
1	67	168	PHE	CD1-CE1-CZ	-5.10	113.98	120.10
1	6l	130	TYR	CD1-CE1-CZ	-5.10	115.21	119.80
1	8a	100	ARG	NE-CZ-NH2	-5.10	117.75	120.30
1	92	132	ARG	NE-CZ-NH1	5.10	122.85	120.30
1	9o	43	LEU	CB-CG-CD1	-5.10	102.34	111.00
1	9q	82	ARG	NH1-CZ-NH2	-5.10	113.80	119.40
1	9J	40	PHE	CD1-CG-CD2	5.10	124.92	118.30
1	au	42	ALA	O-C-N	-5.10	114.55	122.70
1	cB	192	GLN	O-C-N	-5.10	114.55	122.70
1	e1	179	GLN	O-C-N	-5.10	114.55	122.70
1	fS	186	THR	CA-CB-CG2	-5.10	105.27	112.40
1	g3	218	CYS	N-CA-CB	5.10	119.77	110.60
1	f	224	PRO	C-N-CA	5.10	133.00	122.30
1	t	130	TYR	CB-CG-CD1	-5.10	117.94	121.00
1	w	130	TYR	O-C-N	-5.10	114.55	122.70
1	gs	81	ASP	CB-CG-OD2	5.09	122.89	118.30
1	1E	169	TYR	CZ-CE2-CD2	5.09	124.39	119.80
1	h6	117	TRP	CE3-CZ3-CH2	-5.09	115.59	121.20
1	hv	55	MET	CG-SD-CE	-5.09	92.05	100.20
1	hI	32	PHE	CG-CD2-CE2	-5.09	115.20	120.80
1	ib	169	TYR	CB-CA-C	-5.09	100.21	110.40
1	ij	139	ASN	CB-CG-OD1	-5.09	111.41	121.60
1	in	105	ALA	C-N-CA	5.09	133.00	122.30
1	iq	180	GLU	OE1-CD-OE2	-5.09	117.19	123.30
1	iF	103	ASP	CB-CG-OD2	-5.09	113.71	118.30
1	iN	97	ARG	NH1-CZ-NH2	-5.09	113.80	119.40
1	j4	50	GLN	N-CA-CB	-5.09	101.43	110.60
1	jl	164	TYR	O-C-N	-5.09	114.55	122.70
1	jm	47	ALA	O-C-N	-5.09	114.55	122.70
1	jI	152	ASP	N-CA-CB	-5.09	101.43	110.60
1	jL	145	TYR	CZ-CE2-CD2	5.09	124.39	119.80
1	jT	13	GLN	CG-CD-OE1	5.09	131.79	121.60
1	jZ	162	ARG	NE-CZ-NH2	-5.09	117.75	120.30
1	kf	173	ARG	NH1-CZ-NH2	-5.09	113.80	119.40
1	kk	66	MET	CG-SD-CE	-5.09	92.05	100.20
1	l9	107	THR	CA-CB-OG1	5.09	119.70	109.00
1	lt	64	ALA	N-CA-CB	5.09	117.23	110.10
1	2b	145	TYR	N-CA-CB	-5.09	101.43	110.60
1	3a	162	ARG	NE-CZ-NH2	-5.09	117.75	120.30
1	3k	26	VAL	CA-CB-CG2	-5.09	103.26	110.90
1	49	145	TYR	CG-CD1-CE1	-5.09	117.22	121.30
1	4d	85	PRO	O-C-N	-5.09	114.55	122.70

Continued on next page...

Continued from previous page...

Mol	Chain	Res	Type	Atoms	Z	Observed(°)	Ideal(°)
1	4h	77	ALA	N-CA-CB	5.09	117.23	110.10
1	4C	121	ASN	CB-CG-OD1	5.09	131.79	121.60
1	4J	20	LEU	N-CA-C	5.09	124.76	111.00
1	4W	213	GLU	O-C-N	-5.09	114.55	122.70
1	5g	164	TYR	CD1-CE1-CZ	5.09	124.39	119.80
1	5i	126	VAL	CG1-CB-CG2	-5.09	102.75	110.90
1	5R	198	CYS	O-C-N	-5.09	114.55	122.70
1	5Y	228	ALA	CB-CA-C	-5.09	102.46	110.10
1	5Z	169	TYR	CB-CG-CD2	5.09	124.06	121.00
1	6e	184	TRP	CD1-NE1-CE2	5.09	113.58	109.00
1	6j	44	SER	O-C-N	-5.09	114.55	122.70
1	6l	26	VAL	CA-CB-CG2	-5.09	103.26	110.90
1	6u	3	VAL	N-CA-C	5.09	124.75	111.00
1	6X	173	ARG	CD-NE-CZ	-5.09	116.47	123.60
1	70	212	GLU	OE1-CD-OE2	-5.09	117.19	123.30
1	87	93	PRO	CA-C-N	5.09	126.39	116.20
1	8i	159	GLU	OE1-CD-OE2	-5.09	117.19	123.30
1	8p	144	MET	CG-SD-CE	-5.09	92.05	100.20
1	8F	117	TRP	CE2-CD2-CG	5.09	111.38	107.30
1	8L	82	ARG	NE-CZ-NH2	-5.09	117.75	120.30
1	9o	196	PRO	N-CA-CB	5.09	109.41	103.30
1	a9	40	PHE	O-C-N	-5.09	114.55	122.70
1	15	192	GLN	N-CA-CB	-5.09	101.43	110.60
1	bc	151	LEU	CB-CG-CD2	-5.09	102.34	111.00
1	bf	190	LEU	CB-CG-CD1	5.09	119.66	111.00
1	1a	190	LEU	CB-CG-CD1	-5.09	102.34	111.00
1	ch	53	ASN	O-C-N	-5.09	114.55	122.70
1	cp	66	MET	CG-SD-CE	-5.09	92.05	100.20
1	cU	197	ASP	CB-CG-OD2	-5.09	113.72	118.30
1	dY	58	THR	O-C-N	-5.09	114.55	122.70
1	e0	117	TRP	CE2-CD2-CG	-5.09	103.22	107.30
1	e5	105	ALA	C-N-CA	5.09	133.00	122.30
1	em	143	ARG	NE-CZ-NH2	-5.09	117.75	120.30
1	ff	95	GLN	O-C-N	-5.09	114.55	122.70
1	ff	158	LYS	N-CA-CB	-5.09	101.43	110.60
1	fK	186	THR	N-CA-CB	5.09	119.98	110.30
1	g1	141	ILE	CB-CA-C	5.09	121.79	111.60
1	w	173	ARG	NE-CZ-NH1	5.09	122.85	120.30
1	O	185	MET	O-C-N	-5.09	114.55	122.70
1	gH	169	TYR	CB-CG-CD1	-5.09	117.94	121.00
1	1F	132	ARG	NH1-CZ-NH2	5.09	125.00	119.40
1	hn	153	ILE	CB-CA-C	-5.09	101.41	111.60

Continued on next page...

Continued from previous page...

Mol	Chain	Res	Type	Atoms	Z	Observed(°)	Ideal(°)
1	hr	80	TRP	CH2-CZ2-CE2	-5.09	112.31	117.40
1	hA	16	SER	N-CA-CB	-5.09	102.86	110.50
1	hW	132	ARG	NE-CZ-NH1	5.09	122.85	120.30
1	i6	173	ARG	NE-CZ-NH2	5.09	122.85	120.30
1	il	154	ARG	CD-NE-CZ	5.09	130.73	123.60
1	lQ	83	LEU	CB-CG-CD1	5.09	119.66	111.00
1	jc	230	VAL	CA-CB-CG1	-5.09	103.26	110.90
1	jj	178	SER	N-CA-CB	5.09	118.14	110.50
1	lV	126	VAL	CA-CB-CG1	-5.09	103.26	110.90
1	jx	145	TYR	CZ-CE2-CD2	5.09	124.38	119.80
1	kD	83	LEU	O-C-N	-5.09	114.55	122.70
1	kX	18	ARG	NE-CZ-NH1	5.09	122.85	120.30
1	ld	173	ARG	CG-CD-NE	-5.09	101.10	111.80
1	lJ	166	ASP	CB-CG-OD2	-5.09	113.72	118.30
1	2H	152	ASP	O-C-N	-5.09	114.55	122.70
1	2Y	169	TYR	CG-CD2-CE2	-5.09	117.22	121.30
1	3g	162	ARG	O-C-N	-5.09	114.55	122.70
1	4y	133	TRP	CD2-CE2-CZ2	-5.09	116.19	122.30
1	4L	169	TYR	CB-CG-CD2	-5.09	117.94	121.00
1	56	184	TRP	N-CA-CB	5.09	119.77	110.60
1	8r	177	ALA	N-CA-CB	-5.09	102.97	110.10
1	9i	41	SER	O-C-N	-5.09	114.55	122.70
1	9L	169	TYR	CB-CG-CD1	-5.09	117.94	121.00
1	9W	97	ARG	NH1-CZ-NH2	-5.09	113.80	119.40
1	be	145	TYR	CB-CG-CD2	5.09	124.06	121.00
1	cG	11	VAL	CA-CB-CG1	5.09	118.54	110.90
1	lh	155	GLN	CG-CD-OE1	-5.09	111.41	121.60
1	dl	148	THR	CA-CB-CG2	-5.09	105.27	112.40
1	ln	88	ALA	CB-CA-C	5.09	117.74	110.10
1	dV	100	ARG	NE-CZ-NH2	-5.09	117.75	120.30
1	dX	173	ARG	CG-CD-NE	-5.09	101.11	111.80
1	el	221	VAL	CA-CB-CG1	5.09	118.54	110.90
1	fH	165	VAL	CA-CB-CG1	5.09	118.54	110.90
1	6	45	GLU	OE1-CD-OE2	-5.09	117.19	123.30
1	g8	111	LEU	N-CA-CB	5.09	120.58	110.40
1	ge	40	PHE	CB-CG-CD2	5.09	124.36	120.80
1	gn	169	TYR	CD1-CE1-CZ	5.09	124.38	119.80
1	gx	52	LEU	CB-CG-CD1	-5.09	102.34	111.00
1	gO	32	PHE	CB-CG-CD1	-5.09	117.24	120.80
1	h2	32	PHE	CG-CD2-CE2	-5.09	115.20	120.80
1	hc	156	GLY	CA-C-N	5.09	131.36	117.10
1	lJ	94	GLY	O-C-N	-5.09	114.55	122.70

Continued on next page...

Continued from previous page...

Mol	Chain	Res	Type	Atoms	Z	Observed(°)	Ideal(°)
1	hs	11	VAL	CA-CB-CG1	-5.09	103.26	110.90
1	hs	116	GLY	O-C-N	-5.09	114.55	122.70
1	hB	167	ARG	CD-NE-CZ	5.09	130.73	123.60
1	1O	40	PHE	CB-CG-CD2	5.09	124.36	120.80
1	ik	194	ALA	N-CA-CB	5.09	117.23	110.10
1	io	39	MET	CG-SD-CE	-5.09	92.06	100.20
1	iY	130	TYR	CB-CG-CD2	5.09	124.06	121.00
1	iZ	87	HIS	O-C-N	5.09	130.85	122.70
1	j7	103	ASP	CB-CG-OD1	5.09	122.88	118.30
1	js	81	ASP	CB-CA-C	-5.09	100.22	110.40
1	jJ	143	ARG	CG-CD-NE	-5.09	101.11	111.80
1	k6	23	TRP	CB-CG-CD2	5.09	133.22	126.60
1	ke	123	PRO	N-CA-CB	5.09	109.41	103.30
1	km	164	TYR	CB-CG-CD2	5.09	124.06	121.00
1	kO	148	THR	CA-CB-CG2	-5.09	105.27	112.40
1	kZ	40	PHE	CB-CG-CD2	-5.09	117.24	120.80
1	l1	12	HIS	O-C-N	-5.09	114.56	122.70
1	l7	50	GLN	CA-C-O	5.09	130.79	120.10
1	lf	31	ALA	O-C-N	-5.09	114.55	122.70
1	lJ	56	LEU	CB-CG-CD1	-5.09	102.35	111.00
1	2v	213	GLU	OE1-CD-OE2	-5.09	117.19	123.30
1	2D	2	ILE	CA-CB-CG1	5.09	120.67	111.00
1	2F	143	ARG	NE-CZ-NH1	5.09	122.85	120.30
1	3k	23	TRP	CA-CB-CG	5.09	123.37	113.70
1	3w	98	GLU	OE1-CD-OE2	-5.09	117.19	123.30
1	3K	150	ILE	O-C-N	-5.09	114.56	122.70
1	4c	55	MET	CG-SD-CE	-5.09	92.05	100.20
1	4Q	20	LEU	CB-CG-CD1	-5.09	102.35	111.00
1	51	184	TRP	CB-CG-CD1	5.09	133.62	127.00
1	5i	51	ASP	CB-CG-OD1	-5.09	113.72	118.30
1	5i	199	LYS	CA-CB-CG	5.09	124.60	113.40
1	5C	162	ARG	CG-CD-NE	-5.09	101.11	111.80
1	5M	169	TYR	CB-CG-CD1	-5.09	117.94	121.00
1	60	225	GLY	O-C-N	-5.09	114.55	122.70
1	6g	105	ALA	C-N-CA	5.09	132.99	122.30
1	6z	99	PRO	N-CA-CB	5.09	109.41	103.30
1	6G	81	ASP	CB-CG-OD1	-5.09	113.72	118.30
1	6J	191	VAL	O-C-N	-5.09	114.55	122.70
1	6Y	70	LYS	N-CA-CB	5.09	119.77	110.60
1	7k	147	PRO	N-CA-C	5.09	125.34	112.10
1	7M	82	ARG	CG-CD-NE	-5.09	101.11	111.80
1	90	48	THR	CA-CB-OG1	5.09	119.69	109.00

Continued on next page...

Continued from previous page...

Mol	Chain	Res	Type	Atoms	Z	Observed(°)	Ideal(°)
1	9y	138	LEU	CB-CA-C	-5.09	100.52	110.20
1	a7	106	GLY	O-C-N	-5.09	114.55	122.70
1	aj	82	ARG	NE-CZ-NH2	5.09	122.85	120.30
1	al	152	ASP	N-CA-CB	-5.09	101.44	110.60
1	aB	214	MET	CG-SD-CE	5.09	108.35	100.20
1	bT	107	THR	CA-CB-CG2	-5.09	105.27	112.40
1	c0	78	ALA	CB-CA-C	-5.09	102.46	110.10
1	c2	59	VAL	CG1-CB-CG2	5.09	119.05	110.90
1	ch	82	ARG	NE-CZ-NH1	5.09	122.85	120.30
1	cW	58	THR	N-CA-CB	5.09	119.97	110.30
1	d4	188	THR	CA-CB-OG1	5.09	119.69	109.00
1	dW	164	TYR	O-C-N	-5.09	114.56	122.70
1	e0	117	TRP	CG-CD1-NE1	5.09	115.19	110.10
1	e1	73	ILE	CA-CB-CG1	5.09	120.67	111.00
1	ee	11	VAL	CB-CA-C	5.09	121.08	111.40
1	ek	133	TRP	CB-CG-CD2	-5.09	119.98	126.60
1	eX	117	TRP	CE3-CZ3-CH2	5.09	126.80	121.20
1	fj	204	ALA	N-CA-CB	-5.09	102.97	110.10
1	fp	133	TRP	CD1-CG-CD2	5.09	110.37	106.30
1	fV	18	ARG	NH1-CZ-NH2	-5.09	113.80	119.40
1	c	140	LYS	O-C-N	-5.09	114.55	122.70
1	R	68	MET	N-CA-CB	5.09	119.77	110.60
1	gl	204	ALA	CB-CA-C	5.09	117.73	110.10
1	1G	165	VAL	CA-CB-CG2	-5.09	103.27	110.90
1	gZ	168	PHE	CB-CG-CD1	-5.09	117.24	120.80
1	1H	20	LEU	O-C-N	-5.09	114.56	122.70
1	1J	36	VAL	C-N-CA	5.09	134.43	121.70
1	1J	140	LYS	O-C-N	-5.09	114.56	122.70
1	hI	110	THR	CA-CB-CG2	-5.09	105.28	112.40
1	ic	215	MET	CG-SD-CE	-5.09	92.06	100.20
1	iK	167	ARG	CG-CD-NE	-5.09	101.11	111.80
1	iN	117	TRP	CE3-CZ3-CH2	-5.09	115.60	121.20
1	iX	109	SER	O-C-N	-5.09	114.56	122.70
1	j5	161	PHE	CB-CG-CD1	-5.09	117.24	120.80
1	jw	57	ASN	O-C-N	-5.09	114.56	122.70
1	jB	184	TRP	CH2-CZ2-CE2	-5.09	112.31	117.40
1	jB	214	MET	CG-SD-CE	-5.09	92.06	100.20
1	jI	185	MET	CG-SD-CE	-5.09	92.06	100.20
1	jP	39	MET	CG-SD-CE	5.09	108.34	100.20
1	k8	18	ARG	NE-CZ-NH2	-5.09	117.76	120.30
1	ki	58	THR	OG1-CB-CG2	-5.09	98.30	110.00
1	kF	87	HIS	O-C-N	-5.09	114.56	122.70

Continued on next page...

Continued from previous page...

Mol	Chain	Res	Type	Atoms	Z	Observed(°)	Ideal(°)
1	kH	17	PRO	N-CD-CG	5.09	110.83	103.20
1	lh	86	VAL	N-CA-CB	-5.09	100.31	111.50
1	lQ	184	TRP	CG-CD1-NE1	-5.09	105.01	110.10
1	2m	90	PRO	N-CD-CG	5.09	110.83	103.20
1	2X	157	PRO	N-CD-CG	5.09	110.84	103.20
1	31	145	TYR	CG-CD1-CE1	-5.09	117.23	121.30
1	35	100	ARG	NE-CZ-NH1	5.09	122.84	120.30
1	3F	145	TYR	N-CA-CB	-5.09	101.44	110.60
1	3G	39	MET	N-CA-CB	5.09	119.76	110.60
1	4D	57	ASN	CB-CA-C	-5.09	100.22	110.40
1	5f	51	ASP	O-C-N	-5.09	114.56	122.70
1	5i	110	THR	CA-CB-OG1	5.09	119.69	109.00
1	5o	49	PRO	N-CA-CB	5.09	109.41	103.30
1	5u	195	ASN	CB-CG-OD1	5.09	131.78	121.60
1	66	168	PHE	CZ-CE2-CD2	5.09	126.21	120.10
1	68	27	VAL	O-C-N	-5.09	114.56	122.70
1	6d	37	ILE	O-C-N	-5.09	111.43	121.10
1	6j	17	PRO	N-CA-CB	5.09	109.41	103.30
1	6C	125	PRO	N-CD-CG	5.09	110.83	103.20
1	6G	52	LEU	O-C-N	-5.09	114.56	122.70
1	7N	164	TYR	CZ-CE2-CD2	5.09	124.38	119.80
1	7U	229	ARG	NE-CZ-NH2	-5.09	117.75	120.30
1	81	88	ALA	C-N-CA	5.09	132.99	122.30
1	8G	198	CYS	O-C-N	-5.09	114.56	122.70
1	8N	229	ARG	NE-CZ-NH2	-5.09	117.75	120.30
1	8Z	197	ASP	CB-CG-OD2	5.09	122.88	118.30
1	9V	80	TRP	CE2-CD2-CG	-5.09	103.23	107.30
1	aM	91	ILE	CA-CB-CG1	5.09	120.67	111.00
1	bB	133	TRP	CD1-NE1-CE2	5.09	113.58	109.00
1	bN	102	SER	CA-CB-OG	5.09	124.94	111.20
1	bP	26	VAL	O-C-N	-5.09	114.56	122.70
1	bY	55	MET	CG-SD-CE	-5.09	92.06	100.20
1	c2	141	ILE	O-C-N	-5.09	114.56	122.70
1	c9	22	ALA	N-CA-CB	5.09	117.23	110.10
1	1d	221	VAL	CA-CB-CG1	5.09	118.53	110.90
1	ct	201	ILE	O-C-N	-5.09	114.56	122.70
1	1f	5	ASN	C-N-CA	5.09	134.42	121.70
1	dd	161	PHE	CG-CD1-CE1	5.09	126.40	120.80
1	dd	188	THR	CA-CB-CG2	-5.09	105.27	112.40
1	di	191	VAL	CA-CB-CG1	-5.09	103.27	110.90
1	el	136	LEU	CB-CA-C	-5.09	100.53	110.20
1	es	110	THR	N-CA-CB	5.09	119.97	110.30

Continued on next page...

Continued from previous page...

Mol	Chain	Res	Type	Atoms	Z	Observed(°)	Ideal(°)
1	eu	32	PHE	CB-CG-CD1	-5.09	117.24	120.80
1	lr	173	ARG	NE-CZ-NH1	-5.09	117.75	120.30
1	eN	31	ALA	CB-CA-C	5.09	117.73	110.10
1	f6	51	ASP	CB-CG-OD1	5.09	122.88	118.30
1	fp	206	GLY	N-CA-C	5.09	125.82	113.10
1	fu	74	ASN	N-CA-CB	5.09	119.76	110.60
1	fB	231	LEU	CB-CG-CD2	-5.09	102.35	111.00
1	ly	145	TYR	CB-CG-CD2	-5.09	117.95	121.00
1	fF	178	SER	CB-CA-C	-5.09	100.43	110.10
1	1A	161	PHE	CB-CG-CD1	-5.09	117.24	120.80
1	f	123	PRO	O-C-N	-5.09	114.56	122.70
1	u	207	PRO	N-CA-C	5.09	125.33	112.10
1	C	63	GLN	OE1-CD-NE2	-5.09	110.19	121.90
1	X	18	ARG	NE-CZ-NH2	-5.09	117.75	120.30
1	gd	143	ARG	N-CA-CB	-5.09	101.44	110.60
1	gS	80	TRP	CA-CB-CG	5.09	123.37	113.70
1	hi	210	THR	O-C-N	-5.09	114.56	122.70
1	iM	126	VAL	N-CA-C	5.09	124.74	111.00
1	iV	90	PRO	N-CD-CG	5.09	110.83	103.20
1	iV	171	THR	N-CA-C	5.09	124.74	111.00
1	ko	42	ALA	O-C-N	-5.09	114.56	122.70
1	23	171	THR	CA-CB-CG2	5.09	119.52	112.40
1	kL	100	ARG	NE-CZ-NH1	5.09	122.84	120.30
1	l5	123	PRO	N-CD-CG	5.09	110.83	103.20
1	lv	117	TRP	CD1-NE1-CE2	5.09	113.58	109.00
1	lG	168	PHE	CB-CG-CD1	5.09	124.36	120.80
1	2k	115	ILE	CG1-CB-CG2	5.09	122.59	111.40
1	2v	184	TRP	CD1-NE1-CE2	5.09	113.58	109.00
1	2C	107	THR	CA-CB-CG2	-5.09	105.28	112.40
1	2W	82	ARG	O-C-N	-5.09	114.56	122.70
1	4o	108	THR	CA-CB-OG1	5.09	119.68	109.00
1	5t	154	ARG	NE-CZ-NH2	-5.09	117.76	120.30
1	6n	216	THR	O-C-N	-5.09	114.56	122.70
1	6Q	177	ALA	N-CA-C	5.09	124.74	111.00
1	7E	102	SER	N-CA-CB	5.09	118.13	110.50
1	82	95	GLN	N-CA-CB	-5.09	101.44	110.60
1	8i	86	VAL	CA-CB-CG1	-5.09	103.27	110.90
1	8y	88	ALA	CB-CA-C	5.09	117.73	110.10
1	8N	133	TRP	CE2-CD2-CG	5.09	111.37	107.30
1	9l	107	THR	O-C-N	-5.09	114.56	122.70
1	9n	32	PHE	CB-CG-CD1	5.09	124.36	120.80
1	9W	169	TYR	CB-CG-CD2	5.09	124.05	121.00

Continued on next page...

Continued from previous page...

Mol	Chain	Res	Type	Atoms	Z	Observed(°)	Ideal(°)
1	Z	221	VAL	O-C-N	-5.09	114.55	123.20
1	a2	176	GLN	N-CA-CB	-5.09	101.44	110.60
1	bh	97	ARG	NE-CZ-NH2	-5.09	117.76	120.30
1	bB	228	ALA	CB-CA-C	5.09	117.73	110.10
1	bL	38	PRO	O-C-N	5.09	130.84	122.70
1	c0	54	THR	O-C-N	-5.09	114.56	122.70
1	cg	157	PRO	N-CA-CB	5.09	109.41	103.30
1	cw	82	ARG	NH1-CZ-NH2	-5.09	113.80	119.40
1	cy	161	PHE	CG-CD1-CE1	-5.09	115.20	120.80
1	cD	209	ALA	CB-CA-C	-5.09	102.47	110.10
1	cX	218	CYS	N-CA-CB	5.09	119.76	110.60
1	d6	171	THR	O-C-N	-5.09	114.56	122.70
1	de	40	PHE	O-C-N	-5.09	114.56	122.70
1	dh	176	GLN	N-CA-CB	5.09	119.76	110.60
1	e1	197	ASP	CB-CG-OD2	-5.09	113.72	118.30
1	eG	144	MET	CG-SD-CE	-5.09	92.06	100.20
1	eJ	51	ASP	CB-CA-C	-5.09	100.22	110.40
1	K	185	MET	CG-SD-CE	-5.09	92.06	100.20
1	gf	182	LYS	CA-CB-CG	-5.09	102.21	113.40
1	gx	23	TRP	CD1-NE1-CE2	5.09	113.58	109.00
1	gA	126	VAL	CG1-CB-CG2	-5.09	102.76	110.90
1	hm	164	TYR	CZ-CE2-CD2	5.09	124.38	119.80
1	hr	27	VAL	CA-CB-CG2	5.09	118.53	110.90
1	hB	49	PRO	N-CA-CB	5.09	109.40	103.30
1	hD	32	PHE	CG-CD1-CE1	5.09	126.39	120.80
1	hW	9	GLN	N-CA-CB	5.09	119.76	110.60
1	iA	19	THR	CA-CB-CG2	-5.09	105.28	112.40
1	iY	99	PRO	N-CA-CB	-5.09	97.01	102.60
1	1T	154	ARG	NH1-CZ-NH2	-5.09	113.81	119.40
1	j5	130	TYR	CG-CD2-CE2	5.09	125.37	121.30
1	ja	169	TYR	O-C-N	-5.09	114.56	122.70
1	je	97	ARG	NE-CZ-NH2	5.09	122.84	120.30
1	jk	32	PHE	CB-CG-CD1	5.09	124.36	120.80
1	jr	194	ALA	CA-C-O	5.09	130.78	120.10
1	jQ	76	GLU	OE1-CD-OE2	-5.09	117.20	123.30
1	jR	188	THR	N-CA-CB	5.09	119.97	110.30
1	jW	51	ASP	CB-CG-OD1	5.09	122.88	118.30
1	k9	219	GLN	CB-CA-C	-5.09	100.23	110.40
1	ky	169	TYR	CG-CD2-CE2	-5.09	117.23	121.30
1	kB	169	TYR	CA-CB-CG	-5.09	103.74	113.40
1	kO	131	LYS	N-CA-CB	-5.09	101.45	110.60
1	lg	27	VAL	CG1-CB-CG2	-5.09	102.76	110.90

Continued on next page...

Continued from previous page...

Mol	Chain	Res	Type	Atoms	Z	Observed(°)	Ideal(°)
1	1A	159	GLU	OE1-CD-OE2	-5.09	117.20	123.30
1	1G	138	LEU	CB-CG-CD2	5.09	119.65	111.00
1	1I	152	ASP	CB-CG-OD1	-5.09	113.72	118.30
1	1O	167	ARG	NE-CZ-NH1	5.09	122.84	120.30
1	2Q	171	THR	CA-CB-CG2	-5.09	105.28	112.40
1	3L	69	LEU	O-C-N	-5.09	114.56	122.70
1	49	124	ILE	CA-CB-CG1	5.09	120.67	111.00
1	4v	197	ASP	CB-CG-OD2	-5.09	113.72	118.30
1	4I	105	ALA	C-N-CA	5.09	132.98	122.30
1	5c	21	ASN	N-CA-CB	5.09	119.76	110.60
1	5j	96	MET	O-C-N	-5.09	114.56	122.70
1	5H	107	THR	CA-CB-CG2	-5.09	105.28	112.40
1	5Q	168	PHE	CB-CG-CD1	-5.09	117.24	120.80
1	61	162	ARG	NE-CZ-NH1	5.09	122.84	120.30
1	6j	217	ALA	N-CA-CB	-5.09	102.98	110.10
1	6M	105	ALA	O-C-N	-5.09	114.55	123.20
1	6R	93	PRO	N-CA-C	5.09	125.33	112.10
1	77	143	ARG	NE-CZ-NH1	5.09	122.84	120.30
1	7c	10	MET	CG-SD-CE	-5.09	92.06	100.20
1	7u	229	ARG	NE-CZ-NH2	-5.09	117.76	120.30
1	7w	7	GLN	N-CA-CB	5.09	119.75	110.60
1	8C	17	PRO	O-C-N	-5.09	114.56	122.70
1	8D	95	GLN	CG-CD-OE1	-5.09	111.43	121.60
1	8P	128	GLU	OE1-CD-OE2	-5.09	117.19	123.30
1	8Q	214	MET	CA-CB-CG	5.09	121.95	113.30
1	9f	176	GLN	CA-CB-CG	5.09	124.59	113.40
1	9h	80	TRP	CZ3-CH2-CZ2	-5.09	115.50	121.60
1	9n	73	ILE	CA-CB-CG1	5.09	120.67	111.00
1	9G	23	TRP	CB-CA-C	5.09	120.58	110.40
1	9S	139	ASN	CB-CG-OD1	5.09	131.77	121.60
1	a8	18	ARG	CG-CD-NE	-5.09	101.12	111.80
1	12	164	TYR	CB-CA-C	5.09	120.57	110.40
1	aD	162	ARG	NH1-CZ-NH2	-5.09	113.81	119.40
1	aG	141	ILE	CA-CB-CG1	5.09	120.67	111.00
1	b9	169	TYR	CB-CG-CD2	5.09	124.05	121.00
1	bY	117	TRP	CB-CG-CD2	5.09	133.21	126.60
1	c9	144	MET	CA-CB-CG	5.09	121.95	113.30
1	cv	134	ILE	O-C-N	-5.09	114.56	122.70
1	cP	40	PHE	CG-CD1-CE1	5.09	126.39	120.80
1	d3	186	THR	CA-CB-CG2	-5.09	105.28	112.40
1	d7	148	THR	CA-CB-CG2	-5.09	105.28	112.40
1	dx	139	ASN	O-C-N	-5.09	114.56	122.70

Continued on next page...

Continued from previous page...

Mol	Chain	Res	Type	Atoms	Z	Observed(°)	Ideal(°)
1	dC	132	ARG	CB-CA-C	5.09	120.58	110.40
1	e4	40	PHE	CZ-CE2-CD2	-5.09	114.00	120.10
1	er	172	LEU	O-C-N	-5.09	114.56	122.70
1	eA	155	GLN	CB-CA-C	-5.09	100.23	110.40
1	eR	133	TRP	CB-CG-CD2	-5.09	119.99	126.60
1	f3	210	THR	O-C-N	-5.09	114.56	122.70
1	1B	167	ARG	NE-CZ-NH2	5.09	122.84	120.30
1	0	180	GLU	OE1-CD-OE2	-5.09	117.19	123.30
1	e	167	ARG	NH1-CZ-NH2	5.09	125.00	119.40
1	m	51	ASP	CB-CG-OD1	5.09	122.88	118.30
1	7	169	TYR	CA-CB-CG	-5.09	103.74	113.40
1	gm	59	VAL	CA-CB-CG2	-5.08	103.27	110.90
1	hc	23	TRP	O-C-N	-5.08	114.56	122.70
1	hw	18	ARG	CB-CA-C	-5.08	100.23	110.40
1	hT	26	VAL	CG1-CB-CG2	-5.08	102.77	110.90
1	i8	212	GLU	CA-CB-CG	5.08	124.59	113.40
1	j7	154	ARG	NE-CZ-NH2	-5.08	117.76	120.30
1	1X	40	PHE	CB-CG-CD1	5.08	124.36	120.80
1	kj	128	GLU	OE1-CD-OE2	-5.08	117.20	123.30
1	24	200	THR	OG1-CB-CG2	-5.08	98.30	110.00
1	lB	102	SER	O-C-N	-5.08	114.56	122.70
1	lM	147	PRO	N-CD-CG	5.08	110.83	103.20
1	3I	168	PHE	CB-CG-CD2	-5.08	117.24	120.80
1	4G	228	ALA	CB-CA-C	5.08	117.73	110.10
1	4Y	229	ARG	NH1-CZ-NH2	-5.08	113.81	119.40
1	5I	162	ARG	CG-CD-NE	-5.08	101.12	111.80
1	6v	27	VAL	CA-C-O	5.08	130.78	120.10
1	6A	195	ASN	CB-CA-C	5.08	120.57	110.40
1	7k	152	ASP	CB-CG-OD2	-5.08	113.72	118.30
1	7W	90	PRO	O-C-N	-5.08	114.56	122.70
1	8J	59	VAL	CG1-CB-CG2	-5.08	102.76	110.90
1	8N	148	THR	N-CA-CB	5.08	119.96	110.30
1	9l	40	PHE	CD1-CE1-CZ	-5.08	114.00	120.10
1	9H	82	ARG	NE-CZ-NH1	5.08	122.84	120.30
1	a1	19	THR	CA-CB-CG2	5.08	119.52	112.40
1	a8	169	TYR	CB-CG-CD2	5.08	124.05	121.00
1	ar	23	TRP	CA-CB-CG	5.08	123.36	113.70
1	aF	7	GLN	CA-C-O	5.08	130.78	120.10
1	1m	85	PRO	N-CA-CB	5.08	109.40	103.30
1	dW	113	GLU	OE1-CD-OE2	-5.08	117.20	123.30
1	eg	205	LEU	C-N-CA	5.08	132.98	122.30
1	ep	148	THR	CA-CB-OG1	5.08	119.68	109.00

Continued on next page...

Continued from previous page...

Mol	Chain	Res	Type	Atoms	Z	Observed(°)	Ideal(°)
1	er	36	VAL	CG1-CB-CG2	-5.08	102.76	110.90
1	eG	145	TYR	O-C-N	-5.08	114.56	122.70
1	lx	220	GLY	N-CA-C	5.08	125.81	113.10
1	s	83	LEU	N-CA-CB	-5.08	100.23	110.40
1	G	34	PRO	N-CD-CG	5.08	110.83	103.20
1	H	29	GLU	OE1-CD-OE2	-5.08	117.20	123.30
1	N	196	PRO	N-CD-CG	-5.08	95.57	103.20
1	h6	119	THR	CA-CB-OG1	5.08	119.67	109.00
1	hp	138	LEU	CB-CG-CD2	5.08	119.64	111.00
1	il	230	VAL	O-C-N	-5.08	114.57	122.70
1	im	172	LEU	N-CA-CB	5.08	120.57	110.40
1	iR	32	PHE	N-CA-CB	5.08	119.75	110.60
1	iT	97	ARG	NE-CZ-NH1	5.08	122.84	120.30
1	j7	68	MET	CB-CA-C	-5.08	100.23	110.40
1	kg	141	ILE	O-C-N	-5.08	114.57	122.70
1	k7	193	ASN	C-N-CA	5.08	134.41	121.70
1	ka	97	ARG	NE-CZ-NH1	5.08	122.84	120.30
1	kI	48	THR	CA-CB-CG2	-5.08	105.28	112.40
1	kV	136	LEU	CB-CG-CD2	-5.08	102.36	111.00
1	26	132	ARG	N-CA-CB	5.08	119.75	110.60
1	lh	27	VAL	CA-CB-CG1	5.08	118.53	110.90
1	lh	214	MET	N-CA-CB	-5.08	101.45	110.60
1	lO	17	PRO	N-CA-CB	5.08	109.40	103.30
1	2C	36	VAL	O-C-N	-5.08	114.57	122.70
1	2W	166	ASP	N-CA-CB	-5.08	101.45	110.60
1	2X	3	VAL	O-C-N	-5.08	114.57	122.70
1	3O	200	THR	CA-CB-CG2	-5.08	105.28	112.40
1	57	108	THR	CA-CB-CG2	-5.08	105.28	112.40
1	5m	121	ASN	CA-CB-CG	-5.08	102.22	113.40
1	5S	197	ASP	CB-CG-OD2	5.08	122.88	118.30
1	61	226	HIS	O-C-N	-5.08	114.56	122.70
1	6h	168	PHE	N-CA-CB	-5.08	101.45	110.60
1	70	157	PRO	O-C-N	5.08	130.83	122.70
1	7b	152	ASP	CB-CG-OD2	5.08	122.88	118.30
1	7T	117	TRP	CD1-CG-CD2	-5.08	102.23	106.30
1	7Z	221	VAL	CG1-CB-CG2	-5.08	102.77	110.90
1	84	145	TYR	CB-CG-CD2	-5.08	117.95	121.00
1	8c	216	THR	N-CA-CB	5.08	119.96	110.30
1	8X	152	ASP	CB-CG-OD2	-5.08	113.72	118.30
1	96	32	PHE	N-CA-CB	5.08	119.75	110.60
1	9g	11	VAL	CA-CB-CG2	-5.08	103.27	110.90
1	9g	86	VAL	CA-C-O	5.08	130.78	120.10

Continued on next page...

Continued from previous page...

Mol	Chain	Res	Type	Atoms	Z	Observed(°)	Ideal(°)
1	9h	105	ALA	O-C-N	-5.08	114.56	123.20
1	9p	104	ILE	CG1-CB-CG2	-5.08	100.22	111.40
1	9z	59	VAL	CA-CB-CG2	5.08	118.53	110.90
1	a6	105	ALA	N-CA-CB	-5.08	102.98	110.10
1	10	187	GLU	OE1-CD-OE2	-5.08	117.20	123.30
1	ah	161	PHE	O-C-N	-5.08	114.57	122.70
1	aw	154	ARG	NE-CZ-NH2	-5.08	117.76	120.30
1	aJ	200	THR	CA-CB-CG2	-5.08	105.28	112.40
1	aM	191	VAL	CA-CB-CG2	-5.08	103.28	110.90
1	aU	117	TRP	CB-CG-CD1	-5.08	120.39	127.00
1	aZ	32	PHE	CG-CD1-CE1	5.08	126.39	120.80
1	b2	213	GLU	OE1-CD-OE2	-5.08	117.20	123.30
1	bi	100	ARG	NH1-CZ-NH2	-5.08	113.81	119.40
1	bm	10	MET	CG-SD-CE	5.08	108.33	100.20
1	bn	165	VAL	CG1-CB-CG2	-5.08	102.77	110.90
1	bo	89	GLY	CA-C-O	-5.08	111.45	120.60
1	bq	79	GLU	OE1-CD-OE2	-5.08	117.20	123.30
1	bx	173	ARG	CG-CD-NE	-5.08	101.13	111.80
1	c1	161	PHE	CB-CG-CD1	5.08	124.36	120.80
1	co	162	ARG	NE-CZ-NH2	5.08	122.84	120.30
1	cu	23	TRP	CB-CG-CD2	5.08	133.21	126.60
1	cC	23	TRP	CA-CB-CG	5.08	123.36	113.70
1	cS	20	LEU	O-C-N	-5.08	114.57	122.70
1	da	15	ILE	O-C-N	-5.08	114.56	122.70
1	e8	22	ALA	N-CA-CB	-5.08	102.98	110.10
1	ej	52	LEU	O-C-N	-5.08	114.56	122.70
1	eS	132	ARG	CG-CD-NE	-5.08	101.12	111.80
1	f9	81	ASP	CB-CG-OD1	5.08	122.87	118.30
1	fw	224	PRO	N-CA-C	5.08	125.32	112.10
1	fA	206	GLY	O-C-N	-5.08	111.44	121.10
1	fE	230	VAL	CA-CB-CG2	5.08	118.53	110.90
1	fM	56	LEU	O-C-N	-5.08	114.57	122.70
1	q	173	ARG	CB-CA-C	5.08	120.56	110.40
1	u	75	GLU	OE1-CD-OE2	-5.08	117.20	123.30
1	G	145	TYR	CG-CD1-CE1	-5.08	117.23	121.30
1	I	184	TRP	CB-CG-CD1	-5.08	120.39	127.00
1	gr	167	ARG	NH1-CZ-NH2	-5.08	113.81	119.40
1	gs	76	GLU	OE1-CD-OE2	-5.08	117.20	123.30
1	gO	184	TRP	N-CA-CB	-5.08	101.45	110.60
1	h1	34	PRO	N-CD-CG	5.08	110.82	103.20
1	h2	19	THR	OG1-CB-CG2	-5.08	98.31	110.00
1	h2	184	TRP	CB-CG-CD1	-5.08	120.39	127.00

Continued on next page...

Continued from previous page...

Mol	Chain	Res	Type	Atoms	Z	Observed(°)	Ideal(°)
1	hm	188	THR	CA-CB-OG1	5.08	119.67	109.00
1	hw	181	VAL	O-C-N	-5.08	114.57	122.70
1	hA	7	GLN	N-CA-C	5.08	124.72	111.00
1	1L	100	ARG	CA-C-N	5.08	126.36	116.20
1	1L	162	ARG	NE-CZ-NH2	-5.08	117.76	120.30
1	hV	23	TRP	CB-CG-CD2	-5.08	120.00	126.60
1	iA	133	TRP	CB-CG-CD1	5.08	133.61	127.00
1	1R	68	MET	CG-SD-CE	-5.08	92.07	100.20
1	iK	100	ARG	NE-CZ-NH2	-5.08	117.76	120.30
1	jD	70	LYS	N-CA-CB	5.08	119.75	110.60
1	jD	133	TRP	CD2-CE3-CZ3	-5.08	112.19	118.80
1	jR	117	TRP	NE1-CE2-CZ2	-5.08	124.81	130.40
1	jX	143	ARG	NE-CZ-NH2	-5.08	117.76	120.30
1	k1	39	MET	CG-SD-CE	-5.08	92.07	100.20
1	k4	168	PHE	N-CA-CB	-5.08	101.45	110.60
1	ki	62	HIS	CA-CB-CG	-5.08	104.96	113.60
1	kW	32	PHE	CG-CD2-CE2	5.08	126.39	120.80
1	kY	55	MET	O-C-N	-5.08	114.57	122.70
1	lf	117	TRP	CD1-CG-CD2	-5.08	102.23	106.30
1	lg	55	MET	CG-SD-CE	-5.08	92.07	100.20
1	ln	32	PHE	CB-CG-CD2	5.08	124.36	120.80
1	2G	195	ASN	CB-CA-C	5.08	120.56	110.40
1	30	81	ASP	CB-CG-OD2	-5.08	113.73	118.30
1	3i	11	VAL	CA-CB-CG2	-5.08	103.28	110.90
1	3B	41	SER	CB-CA-C	5.08	119.75	110.10
1	4n	230	VAL	C-N-CA	5.08	134.41	121.70
1	4I	12	HIS	N-CA-CB	5.08	119.75	110.60
1	4J	62	HIS	O-C-N	-5.08	114.57	122.70
1	5n	1	PRO	N-CA-C	-5.08	98.89	112.10
1	5D	208	ALA	N-CA-CB	-5.08	102.99	110.10
1	5E	11	VAL	O-C-N	-5.08	114.57	122.70
1	5O	24	VAL	O-C-N	-5.08	114.57	122.70
1	6q	169	TYR	CA-CB-CG	-5.08	103.75	113.40
1	6s	147	PRO	CA-N-CD	-5.08	104.39	111.50
1	6x	130	TYR	CG-CD1-CE1	-5.08	117.23	121.30
1	6R	7	GLN	N-CA-CB	5.08	119.75	110.60
1	6R	121	ASN	N-CA-C	-5.08	97.28	111.00
1	6T	198	CYS	O-C-N	-5.08	114.57	122.70
1	6Y	55	MET	CA-CB-CG	5.08	121.94	113.30
1	71	100	ARG	CA-CB-CG	5.08	124.58	113.40
1	72	101	GLY	O-C-N	-5.08	114.57	122.70
1	7a	97	ARG	NE-CZ-NH2	-5.08	117.76	120.30

Continued on next page...

Continued from previous page...

Mol	Chain	Res	Type	Atoms	Z	Observed(°)	Ideal(°)
1	7k	8	GLY	CA-C-O	5.08	129.75	120.60
1	7l	30	LYS	O-C-N	-5.08	114.57	122.70
1	7B	120	HIS	CB-CA-C	5.08	120.56	110.40
1	7O	145	TYR	CB-CG-CD1	-5.08	117.95	121.00
1	7R	66	MET	CA-CB-CG	5.08	121.94	113.30
1	86	102	SER	N-CA-CB	5.08	118.12	110.50
1	8e	165	VAL	CG1-CB-CG2	-5.08	102.77	110.90
1	8l	164	TYR	CZ-CE2-CD2	5.08	124.37	119.80
1	8w	144	MET	N-CA-CB	-5.08	101.45	110.60
1	8A	82	ARG	NE-CZ-NH1	5.08	122.84	120.30
1	8G	145	TYR	CB-CG-CD2	5.08	124.05	121.00
1	9G	101	GLY	CA-C-O	5.08	129.75	120.60
1	9T	204	ALA	N-CA-CB	-5.08	102.99	110.10
1	9V	112	GLN	O-C-N	-5.08	114.57	122.70
1	al	169	TYR	CB-CG-CD1	5.08	124.05	121.00
1	as	34	PRO	N-CA-C	5.08	125.31	112.10
1	as	130	TYR	CG-CD1-CE1	-5.08	117.23	121.30
1	az	228	ALA	N-CA-CB	-5.08	102.99	110.10
1	aD	81	ASP	CB-CG-OD1	-5.08	113.73	118.30
1	aN	205	LEU	C-N-CA	5.08	132.97	122.30
1	15	24	VAL	CA-CB-CG2	5.08	118.52	110.90
1	b6	126	VAL	CA-CB-CG2	5.08	118.52	110.90
1	b9	67	GLN	CB-CA-C	5.08	120.56	110.40
1	ba	145	TYR	CB-CG-CD2	-5.08	117.95	121.00
1	bm	231	LEU	CB-CG-CD2	-5.08	102.36	111.00
1	bF	143	ARG	NE-CZ-NH2	-5.08	117.76	120.30
1	bK	227	LYS	N-CA-CB	5.08	119.75	110.60
1	bZ	109	SER	O-C-N	-5.08	114.57	122.70
1	cd	168	PHE	CG-CD2-CE2	-5.08	115.21	120.80
1	ce	34	PRO	N-CD-CG	5.08	110.82	103.20
1	cl	7	GLN	CA-CB-CG	5.08	124.58	113.40
1	cA	161	PHE	CB-CG-CD2	5.08	124.36	120.80
1	cM	40	PHE	CB-CG-CD1	-5.08	117.24	120.80
1	cW	162	ARG	NE-CZ-NH1	5.08	122.84	120.30
1	d1	80	TRP	CB-CG-CD2	-5.08	120.00	126.60
1	d2	139	ASN	CB-CG-OD1	-5.08	111.44	121.60
1	d9	24	VAL	CG1-CB-CG2	-5.08	102.77	110.90
1	d9	80	TRP	CB-CG-CD1	-5.08	120.39	127.00
1	dc	164	TYR	CB-CG-CD1	-5.08	117.95	121.00
1	dn	120	HIS	CA-CB-CG	5.08	122.24	113.60
1	dp	80	TRP	CE2-CD2-CG	5.08	111.36	107.30
1	1m	159	GLU	CG-CD-OE1	5.08	128.46	118.30

Continued on next page...

Continued from previous page...

Mol	Chain	Res	Type	Atoms	Z	Observed(°)	Ideal(°)
1	dY	100	ARG	O-C-N	-5.08	114.56	123.20
1	e1	205	LEU	CB-CG-CD1	5.08	119.64	111.00
1	e4	161	PHE	CB-CG-CD2	5.08	124.36	120.80
1	eh	152	ASP	CB-CG-OD2	5.08	122.87	118.30
1	ew	217	ALA	CB-CA-C	-5.08	102.48	110.10
1	f8	212	GLU	CG-CD-OE1	5.08	128.46	118.30
1	fd	152	ASP	CB-CG-OD1	5.08	122.87	118.30
1	fN	120	HIS	O-C-N	5.08	130.83	122.70
1	0	130	TYR	CB-CG-CD1	-5.08	117.95	121.00
1	v	148	THR	CA-CB-CG2	-5.08	105.29	112.40
1	8	111	LEU	CB-CG-CD1	5.08	119.64	111.00
1	gI	118	MET	CG-SD-CE	5.08	108.33	100.20
1	hb	163	ASP	CB-CG-OD2	5.08	122.87	118.30
1	hg	42	ALA	O-C-N	-5.08	114.57	122.70
1	iy	68	MET	CA-CB-CG	5.08	121.94	113.30
1	iV	79	GLU	CG-CD-OE1	5.08	128.46	118.30
1	jE	143	ARG	NH1-CZ-NH2	-5.08	113.81	119.40
1	jG	178	SER	N-CA-CB	5.08	118.12	110.50
1	lf	149	SER	N-CA-CB	5.08	118.12	110.50
1	2Y	163	ASP	O-C-N	-5.08	114.57	122.70
1	3f	79	GLU	O-C-N	-5.08	114.57	122.70
1	5s	121	ASN	O-C-N	-5.08	111.45	121.10
1	6k	79	GLU	C-N-CA	5.08	134.40	121.70
1	6q	82	ARG	NE-CZ-NH2	-5.08	117.76	120.30
1	7m	168	PHE	CB-CG-CD2	5.08	124.36	120.80
1	86	81	ASP	CB-CG-OD2	5.08	122.87	118.30
1	8r	75	GLU	O-C-N	-5.08	114.57	122.70
1	99	142	VAL	CA-CB-CG1	-5.08	103.28	110.90
1	9N	169	TYR	CG-CD2-CE2	-5.08	117.24	121.30
1	aM	177	ALA	O-C-N	5.08	130.83	122.70
1	16	59	VAL	CG1-CB-CG2	-5.08	102.77	110.90
1	bS	81	ASP	CB-CG-OD1	5.08	122.87	118.30
1	c0	63	GLN	CG-CD-OE1	-5.08	111.44	121.60
1	cH	19	THR	CA-CB-CG2	5.08	119.51	112.40
1	d9	18	ARG	NE-CZ-NH2	-5.08	117.76	120.30
1	eo	195	ASN	CA-C-O	-5.08	109.43	120.10
1	ew	165	VAL	CA-CB-CG2	-5.08	103.28	110.90
1	x	87	HIS	CA-CB-CG	5.08	122.24	113.60
1	gp	35	GLU	CG-CD-OE2	5.08	128.46	118.30
1	gs	197	ASP	O-C-N	-5.08	114.57	122.70
1	gE	217	ALA	O-C-N	-5.08	114.57	122.70
1	gH	127	GLY	O-C-N	-5.08	114.58	122.70

Continued on next page...

Continued from previous page...

Mol	Chain	Res	Type	Atoms	Z	Observed(°)	Ideal(°)
1	gV	23	TRP	CB-CA-C	5.08	120.56	110.40
1	lI	11	VAL	O-C-N	-5.08	114.58	122.70
1	hm	212	GLU	OE1-CD-OE2	-5.08	117.20	123.30
1	hw	105	ALA	CB-CA-C	-5.08	102.48	110.10
1	hx	100	ARG	NH1-CZ-NH2	5.08	124.99	119.40
1	hF	169	TYR	CG-CD1-CE1	-5.08	117.24	121.30
1	hN	154	ARG	CD-NE-CZ	5.08	130.71	123.60
1	i0	230	VAL	CG1-CB-CG2	5.08	119.03	110.90
1	lN	25	LYS	N-CA-CB	5.08	119.74	110.60
1	il	40	PHE	CG-CD1-CE1	5.08	126.39	120.80
1	ir	20	LEU	CB-CA-C	5.08	119.85	110.20
1	lQ	184	TRP	CB-CG-CD2	5.08	133.20	126.60
1	iZ	181	VAL	CA-CB-CG1	-5.08	103.28	110.90
1	j7	208	ALA	O-C-N	-5.08	114.58	122.70
1	jj	18	ARG	CD-NE-CZ	5.08	130.71	123.60
1	kv	110	THR	CA-CB-CG2	5.08	119.51	112.40
1	kA	164	TYR	CG-CD1-CE1	-5.08	117.24	121.30
1	lP	1	PRO	N-CA-CB	5.08	109.39	103.30
1	2l	6	LEU	CB-CG-CD1	5.08	119.64	111.00
1	2o	161	PHE	CB-CG-CD1	5.08	124.36	120.80
1	2t	51	ASP	CB-CG-OD1	5.08	122.87	118.30
1	2U	27	VAL	O-C-N	-5.08	114.57	122.70
1	3j	100	ARG	NE-CZ-NH2	-5.08	117.76	120.30
1	3n	131	LYS	N-CA-CB	-5.08	101.46	110.60
1	3p	197	ASP	CB-CG-OD1	5.08	122.87	118.30
1	4b	1	PRO	CA-N-CD	-5.08	104.39	111.50
1	52	212	GLU	N-CA-CB	-5.08	101.46	110.60
1	5f	18	ARG	NE-CZ-NH2	5.08	122.84	120.30
1	5S	150	ILE	O-C-N	-5.08	114.58	122.70
1	6y	125	PRO	CA-CB-CG	5.08	114.45	104.80
1	6z	181	VAL	CG1-CB-CG2	-5.08	102.78	110.90
1	6G	100	ARG	NE-CZ-NH1	-5.08	117.76	120.30
1	7O	164	TYR	CB-CG-CD2	-5.08	117.95	121.00
1	8a	164	TYR	CA-CB-CG	5.08	123.05	113.40
1	8C	69	LEU	CB-CG-CD2	5.08	119.64	111.00
1	8V	137	GLY	O-C-N	-5.08	114.57	122.70
1	9E	145	TYR	CG-CD2-CE2	-5.08	117.24	121.30
1	9N	209	ALA	O-C-N	-5.08	114.57	122.70
1	9W	34	PRO	O-C-N	-5.08	114.57	122.70
1	ao	145	TYR	CZ-CE2-CD2	-5.08	115.23	119.80
1	aF	172	LEU	O-C-N	-5.08	114.57	122.70
1	aS	143	ARG	NH1-CZ-NH2	-5.08	113.81	119.40

Continued on next page...

Continued from previous page...

Mol	Chain	Res	Type	Atoms	Z	Observed(°)	Ideal(°)
1	b3	161	PHE	O-C-N	-5.08	114.57	122.70
1	b8	198	CYS	CA-CB-SG	5.08	123.14	114.00
1	bs	126	VAL	CG1-CB-CG2	-5.08	102.77	110.90
1	c2	31	ALA	N-CA-CB	-5.08	102.99	110.10
1	c4	172	LEU	CB-CG-CD2	5.08	119.64	111.00
1	ce	144	MET	CG-SD-CE	-5.08	92.07	100.20
1	cV	117	TRP	CB-CG-CD1	-5.08	120.40	127.00
1	do	145	TYR	CG-CD1-CE1	-5.08	117.24	121.30
1	dw	221	VAL	CA-CB-CG2	-5.08	103.28	110.90
1	dx	170	LYS	CA-CB-CG	5.08	124.57	113.40
1	dM	164	TYR	CB-CG-CD1	5.08	124.05	121.00
1	dQ	170	LYS	O-C-N	-5.08	114.57	122.70
1	dX	117	TRP	CH2-CZ2-CE2	-5.08	112.32	117.40
1	e3	211	LEU	O-C-N	-5.08	114.58	122.70
1	ec	62	HIS	O-C-N	-5.08	114.57	122.70
1	ej	210	THR	CA-CB-CG2	-5.08	105.29	112.40
1	ep	214	MET	CG-SD-CE	-5.08	92.07	100.20
1	ez	143	ARG	NH1-CZ-NH2	-5.08	113.81	119.40
1	eP	213	GLU	CG-CD-OE2	5.08	128.46	118.30
1	eR	166	ASP	OD1-CG-OD2	-5.08	113.65	123.30
1	eU	197	ASP	CB-CG-OD1	5.08	122.87	118.30
1	fc	93	PRO	N-CA-CB	5.08	109.39	103.30
1	ly	20	LEU	CB-CG-CD1	-5.08	102.37	111.00
1	fO	155	GLN	CA-C-N	5.08	126.36	116.20
1	fX	208	ALA	N-CA-CB	-5.08	102.99	110.10
1	Q	163	ASP	CB-CG-OD1	5.08	122.87	118.30
1	g9	23	TRP	CG-CD1-NE1	-5.08	105.02	110.10
1	gb	4	GLN	N-CA-CB	5.08	119.74	110.60
1	gp	133	TRP	CE2-CD2-CG	-5.08	103.24	107.30
1	h3	3	VAL	CG1-CB-CG2	5.08	119.02	110.90
1	lL	140	LYS	CA-C-O	5.08	130.76	120.10
1	iC	168	PHE	CG-CD2-CE2	5.08	126.38	120.80
1	iE	97	ARG	NE-CZ-NH2	5.08	122.84	120.30
1	jl	24	VAL	CA-CB-CG1	5.08	118.52	110.90
1	2l	10	MET	CG-SD-CE	-5.08	92.08	100.20
1	kP	117	TRP	CB-CG-CD2	5.08	133.20	126.60
1	26	133	TRP	CE2-CD2-CG	-5.08	103.24	107.30
1	lf	152	ASP	N-CA-CB	-5.08	101.46	110.60
1	2k	20	LEU	CB-CG-CD2	5.08	119.63	111.00
1	2A	215	MET	O-C-N	-5.08	114.58	122.70
1	3R	18	ARG	CG-CD-NE	-5.08	101.14	111.80
1	3R	39	MET	N-CA-CB	5.08	119.74	110.60

Continued on next page...

Continued from previous page...

Mol	Chain	Res	Type	Atoms	Z	Observed(°)	Ideal(°)
1	4A	198	CYS	O-C-N	-5.08	114.58	122.70
1	5p	174	ALA	CB-CA-C	5.08	117.72	110.10
1	5q	25	LYS	O-C-N	-5.08	114.58	122.70
1	5N	185	MET	CG-SD-CE	-5.08	92.08	100.20
1	6G	67	GLN	CA-CB-CG	5.08	124.57	113.40
1	7m	18	ARG	NE-CZ-NH1	5.08	122.84	120.30
1	7V	136	LEU	CB-CG-CD1	-5.08	102.37	111.00
1	9F	184	TRP	N-CA-CB	-5.08	101.46	110.60
1	ak	149	SER	N-CA-CB	5.08	118.12	110.50
1	aC	210	THR	CA-C-O	5.08	130.76	120.10
1	bk	164	TYR	CB-CG-CD2	5.08	124.05	121.00
1	c1	18	ARG	NE-CZ-NH2	5.08	122.84	120.30
1	c1	130	TYR	CB-CG-CD1	-5.08	117.95	121.00
1	cb	79	GLU	OE1-CD-OE2	-5.08	117.21	123.30
1	cC	191	VAL	O-C-N	-5.08	114.58	122.70
1	d4	66	MET	O-C-N	-5.08	114.58	122.70
1	dd	77	ALA	CB-CA-C	-5.08	102.48	110.10
1	dh	117	TRP	CE2-CD2-CG	5.08	111.36	107.30
1	lo	168	PHE	CB-CG-CD2	-5.08	117.25	120.80
1	eh	228	ALA	CB-CA-C	-5.08	102.48	110.10
1	eH	74	ASN	O-C-N	-5.08	114.58	122.70
1	fr	228	ALA	CB-CA-C	5.08	117.72	110.10
1	1F	174	ALA	N-CA-CB	-5.08	102.99	110.10
1	gO	116	GLY	O-C-N	-5.08	114.58	122.70
1	gT	49	PRO	N-CA-CB	5.08	109.39	103.30
1	gW	14	ALA	N-CA-CB	-5.08	102.99	110.10
1	hU	184	TRP	CZ3-CH2-CZ2	5.08	127.69	121.60
1	ia	164	TYR	CG-CD2-CE2	-5.08	117.24	121.30
1	id	87	HIS	N-CA-CB	5.08	119.74	110.60
1	1O	187	GLU	OE1-CD-OE2	-5.08	117.21	123.30
1	if	83	LEU	O-C-N	-5.08	114.58	122.70
1	ii	23	TRP	CE2-CD2-CG	5.08	111.36	107.30
1	ip	229	ARG	CD-NE-CZ	5.08	130.71	123.60
1	iA	80	TRP	CH2-CZ2-CE2	-5.08	112.33	117.40
1	iM	21	ASN	CB-CG-OD1	5.08	131.75	121.60
1	iQ	32	PHE	O-C-N	-5.08	114.58	122.70
1	j7	184	TRP	N-CA-CB	5.08	119.74	110.60
1	jP	126	VAL	CA-CB-CG1	5.08	118.51	110.90
1	jT	92	GLU	OE1-CD-OE2	5.08	129.39	123.30
1	jZ	58	THR	CA-CB-CG2	-5.08	105.29	112.40
1	k6	51	ASP	CB-CG-OD1	5.08	122.87	118.30
1	kf	210	THR	O-C-N	-5.08	114.58	122.70

Continued on next page...

Continued from previous page...

Mol	Chain	Res	Type	Atoms	Z	Observed(°)	Ideal(°)
1	kG	164	TYR	CB-CG-CD2	-5.08	117.95	121.00
1	kM	117	TRP	CH2-CZ2-CE2	5.08	122.47	117.40
1	kT	161	PHE	CB-CG-CD2	-5.08	117.25	120.80
1	28	176	GLN	CB-CG-CD	5.08	124.80	111.60
1	lw	216	THR	CA-CB-CG2	-5.08	105.29	112.40
1	lK	117	TRP	CA-CB-CG	-5.08	104.06	113.70
1	lQ	66	MET	O-C-N	-5.08	114.58	122.70
1	2e	29	GLU	OE1-CD-OE2	-5.08	117.21	123.30
1	2V	165	VAL	CA-CB-CG1	-5.08	103.29	110.90
1	39	191	VAL	CB-CA-C	-5.08	101.76	111.40
1	3l	161	PHE	CD1-CG-CD2	-5.08	111.70	118.30
1	3n	42	ALA	CA-C-O	5.08	130.76	120.10
1	3H	16	SER	CB-CA-C	-5.08	100.46	110.10
1	3N	212	GLU	O-C-N	-5.08	114.58	122.70
1	49	130	TYR	CB-CA-C	5.08	120.55	110.40
1	4g	97	ARG	NE-CZ-NH1	5.08	122.84	120.30
1	4s	168	PHE	CG-CD1-CE1	5.08	126.38	120.80
1	4D	184	TRP	CZ3-CH2-CZ2	-5.08	115.51	121.60
1	4M	69	LEU	CB-CA-C	5.08	119.84	110.20
1	4Z	23	TRP	CH2-CZ2-CE2	5.08	122.48	117.40
1	5s	154	ARG	CD-NE-CZ	5.08	130.71	123.60
1	5B	80	TRP	CE3-CZ3-CH2	-5.08	115.62	121.20
1	5D	6	LEU	N-CA-CB	5.08	120.55	110.40
1	5D	184	TRP	CB-CG-CD2	5.08	133.20	126.60
1	6S	27	VAL	CB-CA-C	-5.08	101.76	111.40
1	6U	96	MET	CG-SD-CE	-5.08	92.08	100.20
1	6W	47	ALA	N-CA-CB	5.08	117.20	110.10
1	79	152	ASP	CB-CG-OD2	-5.08	113.73	118.30
1	7F	216	THR	OG1-CB-CG2	-5.08	98.33	110.00
1	7W	191	VAL	CA-CB-CG2	-5.08	103.29	110.90
1	89	66	MET	O-C-N	-5.08	114.58	122.70
1	8g	184	TRP	CA-CB-CG	5.08	123.34	113.70
1	8L	15	ILE	C-N-CA	5.08	134.39	121.70
1	9q	32	PHE	CZ-CE2-CD2	-5.08	114.01	120.10
1	9r	105	ALA	N-CA-CB	-5.08	102.99	110.10
1	9u	138	LEU	CB-CG-CD1	5.08	119.63	111.00
1	9x	143	ARG	NE-CZ-NH2	-5.08	117.76	120.30
1	aK	158	LYS	CB-CG-CD	5.08	124.80	111.60
1	aR	145	TYR	CB-CG-CD1	5.08	124.05	121.00
1	19	134	ILE	O-C-N	-5.08	114.58	122.70
1	bD	173	ARG	N-CA-C	5.08	124.70	111.00
1	bK	38	PRO	O-C-N	-5.08	114.58	122.70

Continued on next page...

Continued from previous page...

Mol	Chain	Res	Type	Atoms	Z	Observed(°)	Ideal(°)
1	bY	31	ALA	N-CA-C	5.08	124.70	111.00
1	c9	136	LEU	O-C-N	-5.08	114.57	123.20
1	1d	207	PRO	N-CD-CG	5.08	110.81	103.20
1	1d	217	ALA	CA-C-N	-5.08	106.03	117.20
1	cv	123	PRO	N-CD-CG	5.08	110.81	103.20
1	cx	48	THR	CA-CB-OG1	5.08	119.66	109.00
1	cC	195	ASN	N-CA-CB	5.08	119.74	110.60
1	d9	211	LEU	O-C-N	-5.08	114.58	122.70
1	dy	185	MET	CG-SD-CE	-5.08	92.08	100.20
1	dH	102	SER	N-CA-CB	-5.08	102.89	110.50
1	dQ	32	PHE	CB-CG-CD1	-5.08	117.25	120.80
1	e5	179	GLN	N-CA-CB	5.08	119.74	110.60
1	ea	40	PHE	CB-CG-CD1	-5.08	117.25	120.80
1	es	54	THR	C-N-CA	5.08	134.39	121.70
1	eO	82	ARG	NE-CZ-NH2	5.08	122.84	120.30
1	1v	164	TYR	CA-CB-CG	5.08	123.04	113.40
1	fi	119	THR	O-C-N	-5.08	114.58	122.70
1	fm	210	THR	OG1-CB-CG2	-5.08	98.33	110.00
1	fS	28	GLU	OE1-CD-OE2	-5.08	117.21	123.30
1	1A	162	ARG	N-CA-CB	5.08	119.74	110.60
1	g6	23	TRP	CB-CA-C	5.08	120.55	110.40
1	m	23	TRP	CD1-CG-CD2	5.08	110.36	106.30
1	4	218	CYS	N-CA-CB	5.08	119.73	110.60
1	gz	30	LYS	CA-CB-CG	5.07	124.56	113.40
1	gK	128	GLU	CA-CB-CG	5.07	124.56	113.40
1	gV	63	GLN	CB-CG-CD	5.07	124.79	111.60
1	h7	95	GLN	CB-CG-CD	5.07	124.79	111.60
1	hi	121	ASN	N-CA-CB	5.07	119.73	110.60
1	hp	210	THR	CA-CB-OG1	5.07	119.66	109.00
1	ie	218	CYS	N-CA-C	5.07	124.70	111.00
1	iD	184	TRP	CG-CD2-CE3	5.07	138.47	133.90
1	iE	130	TYR	CD1-CG-CD2	5.07	123.48	117.90
1	1R	161	PHE	CG-CD1-CE1	5.07	126.38	120.80
1	j6	19	THR	O-C-N	-5.07	114.58	122.70
1	1U	82	ARG	NE-CZ-NH2	5.07	122.84	120.30
1	jq	102	SER	O-C-N	-5.07	114.58	122.70
1	jM	40	PHE	CG-CD2-CE2	5.07	126.38	120.80
1	kk	164	TYR	CZ-CE2-CD2	5.07	124.37	119.80
1	kZ	187	GLU	N-CA-CB	-5.07	101.47	110.60
1	l4	197	ASP	CB-CG-OD1	5.07	122.87	118.30
1	la	100	ARG	NE-CZ-NH2	-5.07	117.76	120.30
1	lz	175	GLU	OE1-CD-OE2	-5.07	117.21	123.30

Continued on next page...

Continued from previous page...

Mol	Chain	Res	Type	Atoms	Z	Observed(°)	Ideal(°)
1	2j	40	PHE	CB-CG-CD1	5.07	124.35	120.80
1	2y	196	PRO	N-CA-CB	-5.07	97.02	102.60
1	2I	26	VAL	CA-CB-CG2	-5.07	103.29	110.90
1	2P	27	VAL	CG1-CB-CG2	-5.07	102.78	110.90
1	3o	219	GLN	N-CA-CB	5.07	119.73	110.60
1	46	185	MET	CG-SD-CE	-5.07	92.08	100.20
1	4b	144	MET	C-N-CA	5.07	134.38	121.70
1	4j	145	TYR	CB-CG-CD2	5.07	124.04	121.00
1	4s	154	ARG	CG-CD-NE	-5.07	101.15	111.80
1	6n	51	ASP	CB-CG-OD2	-5.07	113.73	118.30
1	6G	197	ASP	N-CA-CB	-5.07	101.47	110.60
1	6J	152	ASP	N-CA-CB	-5.07	101.47	110.60
1	7b	229	ARG	CD-NE-CZ	5.07	130.70	123.60
1	7k	170	LYS	N-CA-CB	-5.07	101.47	110.60
1	7U	80	TRP	CD1-CG-CD2	5.07	110.36	106.30
1	7Y	154	ARG	O-C-N	-5.07	114.58	122.70
1	85	148	THR	CA-CB-CG2	-5.07	105.30	112.40
1	8e	142	VAL	C-N-CA	5.07	134.38	121.70
1	93	9	GLN	O-C-N	5.07	130.82	122.70
1	9M	194	ALA	CB-CA-C	-5.07	102.49	110.10
1	aa	164	TYR	CB-CG-CD1	5.07	124.04	121.00
1	ah	16	SER	N-CA-CB	-5.07	102.89	110.50
1	aU	110	THR	CA-CB-CG2	-5.07	105.30	112.40
1	aZ	26	VAL	CG1-CB-CG2	-5.07	102.78	110.90
1	bf	166	ASP	CB-CA-C	5.07	120.55	110.40
1	17	208	ALA	CB-CA-C	5.07	117.71	110.10
1	bz	24	VAL	C-N-CA	5.07	134.38	121.70
1	bF	102	SER	N-CA-CB	5.07	118.11	110.50
1	bK	134	ILE	O-C-N	-5.07	114.58	122.70
1	bK	176	GLN	N-CA-CB	-5.07	101.47	110.60
1	bT	145	TYR	CB-CG-CD2	-5.07	117.96	121.00
1	c7	173	ARG	NH1-CZ-NH2	-5.07	113.82	119.40
1	c9	152	ASP	CB-CG-OD2	5.07	122.87	118.30
1	dL	166	ASP	CB-CA-C	5.07	120.55	110.40
1	dW	168	PHE	CB-CG-CD2	5.07	124.35	120.80
1	dZ	133	TRP	N-CA-CB	5.07	119.73	110.60
1	er	154	ARG	NE-CZ-NH2	5.07	122.84	120.30
1	ev	31	ALA	N-CA-CB	-5.07	103.00	110.10
1	fh	154	ARG	NE-CZ-NH2	5.07	122.84	120.30
1	fp	155	GLN	CG-CD-OE1	5.07	131.75	121.60
1	1x	161	PHE	CB-CG-CD1	-5.07	117.25	120.80
1	fA	28	GLU	OE1-CD-OE2	-5.07	117.21	123.30

Continued on next page...

Continued from previous page...

Mol	Chain	Res	Type	Atoms	Z	Observed(°)	Ideal(°)
1	fO	134	ILE	O-C-N	-5.07	114.58	122.70
1	fV	44	SER	O-C-N	-5.07	114.58	122.70
1	i	192	GLN	O-C-N	-5.07	114.58	122.70
1	1	152	ASP	CB-CG-OD2	5.07	122.87	118.30
1	E	35	GLU	OE1-CD-OE2	-5.07	117.21	123.30
1	8	109	SER	O-C-N	-5.07	114.58	122.70
1	hE	23	TRP	CB-CG-CD1	-5.07	120.41	127.00
1	i5	55	MET	CG-SD-CE	-5.07	92.08	100.20
1	ie	229	ARG	CD-NE-CZ	5.07	130.70	123.60
1	kc	132	ARG	CD-NE-CZ	5.07	130.70	123.60
1	kv	111	LEU	CB-CG-CD1	5.07	119.62	111.00
1	lc	29	GLU	OE1-CD-OE2	-5.07	117.21	123.30
1	2p	41	SER	N-CA-CB	5.07	118.11	110.50
1	3n	142	VAL	CA-CB-CG2	-5.07	103.29	110.90
1	48	219	GLN	N-CA-CB	5.07	119.73	110.60
1	4e	136	LEU	CB-CG-CD1	5.07	119.62	111.00
1	4y	174	ALA	CB-CA-C	-5.07	102.49	110.10
1	5H	59	VAL	CA-CB-CG2	-5.07	103.29	110.90
1	6q	213	GLU	CG-CD-OE1	5.07	128.44	118.30
1	7R	23	TRP	CD1-CG-CD2	5.07	110.36	106.30
1	7Y	59	VAL	O-C-N	-5.07	114.58	123.20
1	81	80	TRP	CD1-CG-CD2	5.07	110.36	106.30
1	88	215	MET	CG-SD-CE	-5.07	92.08	100.20
1	9n	119	THR	CA-CB-OG1	5.07	119.65	109.00
1	9v	205	LEU	N-CA-CB	5.07	120.55	110.40
1	as	193	ASN	N-CA-CB	-5.07	101.47	110.60
1	bv	130	TYR	O-C-N	-5.07	114.58	122.70
1	ck	56	LEU	O-C-N	-5.07	114.58	122.70
1	1e	23	TRP	CD1-CG-CD2	-5.07	102.24	106.30
1	ec	184	TRP	CB-CG-CD1	-5.07	120.41	127.00
1	ed	142	VAL	CA-CB-CG1	5.07	118.51	110.90
1	ef	29	GLU	CB-CA-C	5.07	120.55	110.40
1	fb	145	TYR	CB-CG-CD2	-5.07	117.96	121.00
1	ft	189	LEU	CA-C-O	5.07	130.75	120.10
1	fG	181	VAL	CB-CA-C	5.07	121.04	111.40
1	7	100	ARG	N-CA-CB	-5.07	101.47	110.60
1	gF	193	ASN	O-C-N	-5.07	114.59	122.70
1	gY	18	ARG	NE-CZ-NH1	5.07	122.83	120.30
1	h4	117	TRP	CD1-NE1-CE2	5.07	113.56	109.00
1	1H	169	TYR	O-C-N	-5.07	114.59	122.70
1	hk	113	GLU	OE1-CD-OE2	-5.07	117.21	123.30
1	hx	201	ILE	O-C-N	-5.07	114.59	122.70

Continued on next page...

Continued from previous page...

Mol	Chain	Res	Type	Atoms	Z	Observed(°)	Ideal(°)
1	hy	126	VAL	CA-CB-CG2	-5.07	103.29	110.90
1	hz	16	SER	N-CA-CB	5.07	118.11	110.50
1	1K	81	ASP	CB-CG-OD2	5.07	122.86	118.30
1	hU	4	GLN	CB-CA-C	5.07	120.54	110.40
1	ia	33	SER	N-CA-C	-5.07	97.31	111.00
1	iE	53	ASN	N-CA-CB	-5.07	101.47	110.60
1	iQ	210	THR	N-CA-CB	5.07	119.94	110.30
1	jl	100	ARG	NE-CZ-NH1	5.07	122.83	120.30
1	jw	173	ARG	CD-NE-CZ	5.07	130.70	123.60
1	jM	133	TRP	O-C-N	-5.07	114.59	122.70
1	jR	169	TYR	CZ-CE2-CD2	5.07	124.36	119.80
1	k2	176	GLN	O-C-N	-5.07	114.59	122.70
1	2l	32	PHE	CB-CG-CD1	5.07	124.35	120.80
1	kO	68	MET	O-C-N	-5.07	114.59	122.70
1	l7	228	ALA	N-CA-CB	-5.07	103.00	110.10
1	26	214	MET	CB-CA-C	-5.07	100.26	110.40
1	lb	162	ARG	NE-CZ-NH1	5.07	122.83	120.30
1	lg	128	GLU	O-C-N	-5.07	114.59	122.70
1	ls	23	TRP	CA-CB-CG	5.07	123.33	113.70
1	2H	221	VAL	CA-CB-CG1	-5.07	103.29	110.90
1	2J	48	THR	OG1-CB-CG2	-5.07	98.34	110.00
1	3f	39	MET	CG-SD-CE	-5.07	92.09	100.20
1	3w	106	GLY	C-N-CA	5.07	134.37	121.70
1	3w	130	TYR	CB-CG-CD1	5.07	124.04	121.00
1	3F	162	ARG	NH1-CZ-NH2	-5.07	113.82	119.40
1	4i	189	LEU	CB-CG-CD1	5.07	119.62	111.00
1	4u	181	VAL	O-C-N	-5.07	114.59	122.70
1	4J	196	PRO	N-CA-C	5.07	125.28	112.10
1	4N	159	GLU	N-CA-CB	-5.07	101.47	110.60
1	5b	96	MET	CG-SD-CE	5.07	108.31	100.20
1	5d	229	ARG	NE-CZ-NH1	5.07	122.83	120.30
1	5J	67	GLN	N-CA-CB	5.07	119.73	110.60
1	6Y	47	ALA	CB-CA-C	-5.07	102.50	110.10
1	7d	125	PRO	N-CD-CG	5.07	110.81	103.20
1	7i	65	ALA	CB-CA-C	-5.07	102.49	110.10
1	7F	135	ILE	CG1-CB-CG2	-5.07	100.25	111.40
1	7U	210	THR	CA-CB-OG1	5.07	119.65	109.00
1	8p	185	MET	CG-SD-CE	-5.07	92.09	100.20
1	8p	221	VAL	CG1-CB-CG2	-5.07	102.79	110.90
1	8C	206	GLY	N-CA-C	5.07	125.78	113.10
1	8R	9	GLN	O-C-N	-5.07	114.59	122.70
1	9m	29	GLU	OE1-CD-OE2	-5.07	117.22	123.30

Continued on next page...

Continued from previous page...

Mol	Chain	Res	Type	Atoms	Z	Observed(°)	Ideal(°)
1	9r	64	ALA	CB-CA-C	5.07	117.71	110.10
1	9v	217	ALA	CA-C-O	5.07	130.75	120.10
1	ap	35	GLU	OE1-CD-OE2	5.07	129.38	123.30
1	aG	205	LEU	CB-CG-CD2	5.07	119.62	111.00
1	aJ	131	LYS	CA-C-O	5.07	130.75	120.10
1	b6	164	TYR	CD1-CE1-CZ	5.07	124.36	119.80
1	bi	197	ASP	CA-CB-CG	-5.07	102.24	113.40
1	bn	97	ARG	NE-CZ-NH2	5.07	122.83	120.30
1	bT	143	ARG	CG-CD-NE	-5.07	101.15	111.80
1	bU	217	ALA	N-CA-CB	-5.07	103.00	110.10
1	c2	169	TYR	CB-CG-CD2	5.07	124.04	121.00
1	cj	132	ARG	NE-CZ-NH2	-5.07	117.77	120.30
1	cC	96	MET	CG-SD-CE	-5.07	92.09	100.20
1	cJ	103	ASP	CB-CG-OD1	-5.07	113.74	118.30
1	li	120	HIS	CA-CB-CG	5.07	122.22	113.60
1	e0	169	TYR	CB-CG-CD1	-5.07	117.96	121.00
1	lq	50	GLN	O-C-N	-5.07	114.59	122.70
1	eY	23	TRP	CB-CA-C	5.07	120.54	110.40
1	g1	191	VAL	CG1-CB-CG2	-5.07	102.79	110.90
1	g3	32	PHE	CD1-CE1-CZ	-5.07	114.02	120.10
1	1	17	PRO	N-CA-CB	5.07	109.38	103.30
1	2	10	MET	CG-SD-CE	5.07	108.31	100.20
1	L	23	TRP	NE1-CE2-CD2	-5.07	102.23	107.30
1	S	58	THR	C-N-CA	5.07	134.38	121.70
1	1C	74	ASN	CB-CG-OD1	5.07	131.74	121.60
1	1F	100	ARG	NE-CZ-NH2	-5.07	117.77	120.30
1	h1	87	HIS	CA-CB-CG	-5.07	104.98	113.60
1	i4	117	TRP	CB-CG-CD1	5.07	133.59	127.00
1	if	53	ASN	O-C-N	-5.07	114.59	122.70
1	iN	133	TRP	NE1-CE2-CZ2	-5.07	124.82	130.40
1	jT	3	VAL	CA-CB-CG2	-5.07	103.30	110.90
1	k3	83	LEU	CB-CG-CD1	-5.07	102.38	111.00
1	kw	184	TRP	CB-CG-CD1	5.07	133.59	127.00
1	23	165	VAL	CA-CB-CG1	-5.07	103.30	110.90
1	lw	93	PRO	CA-N-CD	-5.07	104.40	111.50
1	2k	216	THR	N-CA-CB	5.07	119.93	110.30
1	34	47	ALA	O-C-N	-5.07	114.59	122.70
1	4i	103	ASP	CB-CG-OD2	-5.07	113.74	118.30
1	4s	23	TRP	CA-CB-CG	5.07	123.33	113.70
1	4t	144	MET	N-CA-CB	5.07	119.72	110.60
1	63	27	VAL	CG1-CB-CG2	-5.07	102.79	110.90
1	92	44	SER	N-CA-CB	5.07	118.10	110.50

Continued on next page...

Continued from previous page...

Mol	Chain	Res	Type	Atoms	Z	Observed(°)	Ideal(°)
1	9b	7	GLN	N-CA-CB	5.07	119.72	110.60
1	9P	218	CYS	O-C-N	-5.07	114.59	122.70
1	aE	132	ARG	NH1-CZ-NH2	-5.07	113.82	119.40
1	cc	130	TYR	CD1-CE1-CZ	5.07	124.36	119.80
1	co	121	ASN	N-CA-CB	-5.07	101.47	110.60
1	co	162	ARG	CB-CA-C	5.07	120.54	110.40
1	d9	214	MET	CG-SD-CE	-5.07	92.09	100.20
1	ln	103	ASP	CB-CG-OD2	-5.07	113.74	118.30
1	dV	73	ILE	O-C-N	-5.07	114.59	122.70
1	lo	143	ARG	NH1-CZ-NH2	-5.07	113.82	119.40
1	e9	2	ILE	CA-CB-CG2	5.07	121.04	110.90
1	f5	190	LEU	CB-CG-CD2	5.07	119.62	111.00
1	f8	95	GLN	N-CA-CB	5.07	119.72	110.60
1	fp	183	ASN	O-C-N	-5.07	114.59	122.70
1	c	163	ASP	CB-CG-OD1	5.07	122.86	118.30
1	G	24	VAL	CA-CB-CG1	5.07	118.50	110.90
1	gd	40	PHE	CB-CG-CD1	5.07	124.35	120.80
1	hl	202	LEU	CB-CA-C	-5.07	100.57	110.20
1	hs	12	HIS	CA-CB-CG	5.07	122.22	113.60
1	hu	81	ASP	CB-CG-OD2	-5.07	113.74	118.30
1	hW	85	PRO	N-CA-CB	-5.07	97.03	102.60
1	ih	1	PRO	CB-CA-C	5.07	124.67	112.00
1	ix	145	TYR	CA-CB-CG	-5.07	103.77	113.40
1	iH	133	TRP	CB-CG-CD2	-5.07	120.01	126.60
1	iI	79	GLU	OE1-CD-OE2	-5.07	117.22	123.30
1	iN	24	VAL	O-C-N	-5.07	114.59	122.70
1	iQ	82	ARG	NH1-CZ-NH2	-5.07	113.83	119.40
1	jj	117	TRP	CD1-CG-CD2	5.07	110.35	106.30
1	jD	80	TRP	C-N-CA	5.07	134.37	121.70
1	jK	193	ASN	N-CA-CB	5.07	119.72	110.60
1	jR	51	ASP	O-C-N	-5.07	114.59	122.70
1	lZ	50	GLN	N-CA-CB	5.07	119.72	110.60
1	kb	65	ALA	CB-CA-C	5.07	117.70	110.10
1	kc	151	LEU	CB-CG-CD2	-5.07	102.39	111.00
1	kc	184	TRP	CG-CD2-CE3	-5.07	129.34	133.90
1	li	117	TRP	CB-CG-CD1	-5.07	120.41	127.00
1	lj	184	TRP	CD1-CG-CD2	-5.07	102.25	106.30
1	2G	81	ASP	CB-CG-OD1	5.07	122.86	118.30
1	4l	97	ARG	NH1-CZ-NH2	-5.07	113.83	119.40
1	4v	107	THR	CA-CB-CG2	-5.07	105.31	112.40
1	4G	162	ARG	NE-CZ-NH1	5.07	122.83	120.30
1	4G	184	TRP	CD1-CG-CD2	-5.07	102.25	106.30

Continued on next page...

Continued from previous page...

Mol	Chain	Res	Type	Atoms	Z	Observed(°)	Ideal(°)
1	56	152	ASP	CB-CG-OD1	5.07	122.86	118.30
1	5P	120	HIS	CB-CA-C	5.07	120.53	110.40
1	5U	23	TRP	CB-CG-CD2	5.07	133.19	126.60
1	5X	110	THR	CA-CB-CG2	-5.07	105.31	112.40
1	60	167	ARG	NE-CZ-NH1	5.07	122.83	120.30
1	63	162	ARG	NE-CZ-NH1	-5.07	117.77	120.30
1	66	11	VAL	O-C-N	-5.07	114.59	122.70
1	6f	51	ASP	CB-CG-OD1	5.07	122.86	118.30
1	6x	196	PRO	N-CD-CG	5.07	110.80	103.20
1	6G	117	TRP	CG-CD2-CE3	-5.07	129.34	133.90
1	7c	230	VAL	O-C-N	-5.07	114.59	122.70
1	8e	178	SER	N-CA-CB	-5.07	102.90	110.50
1	8x	215	MET	O-C-N	-5.07	114.59	122.70
1	9l	25	LYS	N-CA-CB	5.07	119.72	110.60
1	9t	178	SER	C-N-CA	5.07	134.37	121.70
1	9y	32	PHE	CB-CG-CD1	-5.07	117.25	120.80
1	9P	117	TRP	CD1-CG-CD2	-5.07	102.25	106.30
1	9Q	100	ARG	NE-CZ-NH2	-5.07	117.77	120.30
1	9S	80	TRP	CG-CD2-CE3	-5.07	129.34	133.90
1	9U	55	MET	CG-SD-CE	5.07	108.31	100.20
1	9X	207	PRO	CA-C-N	5.07	128.35	117.20
1	a3	117	TRP	CD1-NE1-CE2	5.07	113.56	109.00
1	aq	164	TYR	CB-CG-CD2	-5.07	117.96	121.00
1	ay	22	ALA	N-CA-CB	-5.07	103.01	110.10
1	aL	227	LYS	CB-CA-C	-5.07	100.27	110.40
1	14	214	MET	CG-SD-CE	-5.07	92.09	100.20
1	aS	128	GLU	OE1-CD-OE2	-5.07	117.22	123.30
1	b9	100	ARG	NH1-CZ-NH2	-5.07	113.83	119.40
1	bh	37	ILE	O-C-N	-5.07	111.47	121.10
1	by	13	GLN	CG-CD-OE1	5.07	131.73	121.60
1	bC	105	ALA	CB-CA-C	5.07	117.70	110.10
1	cb	181	VAL	O-C-N	-5.07	114.59	122.70
1	cd	229	ARG	NH1-CZ-NH2	-5.07	113.83	119.40
1	ci	127	GLY	O-C-N	-5.07	114.59	122.70
1	cr	12	HIS	N-CA-CB	5.07	119.72	110.60
1	cG	32	PHE	CD1-CE1-CZ	5.07	126.18	120.10
1	cS	150	ILE	CB-CA-C	5.07	121.74	111.60
1	cZ	23	TRP	CH2-CZ2-CE2	-5.07	112.33	117.40
1	1l	82	ARG	NE-CZ-NH1	5.07	122.83	120.30
1	er	213	GLU	CG-CD-OE2	5.07	128.44	118.30
1	1s	97	ARG	NE-CZ-NH2	-5.07	117.77	120.30
1	eI	220	GLY	O-C-N	-5.07	114.59	122.70

Continued on next page...

Continued from previous page...

Mol	Chain	Res	Type	Atoms	Z	Observed(°)	Ideal(°)
1	fR	79	GLU	O-C-N	-5.07	114.59	122.70
1	g	193	ASN	N-CA-CB	-5.07	101.48	110.60
1	l	154	ARG	NE-CZ-NH2	-5.07	117.77	120.30
1	t	39	MET	N-CA-CB	5.07	119.72	110.60
1	2	72	THR	N-CA-CB	5.07	119.93	110.30
1	N	64	ALA	N-CA-CB	-5.07	103.00	110.10
1	U	109	SER	N-CA-CB	5.07	118.10	110.50
1	X	63	GLN	CG-CD-NE2	5.07	128.86	116.70
1	gl	45	GLU	OE1-CD-OE2	-5.07	117.22	123.30
1	gr	143	ARG	NE-CZ-NH2	5.07	122.83	120.30
1	gN	51	ASP	CB-CG-OD2	-5.07	113.74	118.30
1	gY	23	TRP	CA-CB-CG	5.07	123.33	113.70
1	h1	68	MET	C-N-CA	5.07	134.36	121.70
1	h9	23	TRP	NE1-CE2-CZ2	-5.07	124.83	130.40
1	hb	167	ARG	N-CA-CB	-5.07	101.48	110.60
1	hd	81	ASP	O-C-N	-5.07	114.60	122.70
1	hx	184	TRP	CH2-CZ2-CE2	-5.07	112.33	117.40
1	hZ	163	ASP	CB-CG-OD2	5.07	122.86	118.30
1	lO	110	THR	N-CA-CB	5.07	119.92	110.30
1	ig	229	ARG	NE-CZ-NH1	5.07	122.83	120.30
1	im	105	ALA	O-C-N	-5.07	114.59	123.20
1	lP	132	ARG	NE-CZ-NH1	5.07	122.83	120.30
1	io	23	TRP	CE2-CD2-CG	-5.07	103.25	107.30
1	io	142	VAL	CA-CB-CG1	5.07	118.50	110.90
1	iv	80	TRP	CB-CG-CD2	5.07	133.19	126.60
1	iD	43	LEU	CB-CG-CD1	-5.07	102.39	111.00
1	iJ	18	ARG	NH1-CZ-NH2	-5.07	113.83	119.40
1	jv	108	THR	CA-CB-CG2	-5.07	105.31	112.40
1	jW	104	ILE	CG1-CB-CG2	5.07	122.55	111.40
1	k6	188	THR	OG1-CB-CG2	-5.07	98.35	110.00
1	kf	137	GLY	O-C-N	-5.07	114.59	122.70
1	kx	66	MET	CG-SD-CE	-5.07	92.10	100.20
1	kA	96	MET	CG-SD-CE	-5.07	92.10	100.20
1	kP	179	GLN	O-C-N	-5.07	114.59	122.70
1	lK	167	ARG	O-C-N	-5.07	114.59	122.70
1	2O	82	ARG	NH1-CZ-NH2	-5.07	113.83	119.40
1	3d	154	ARG	NE-CZ-NH2	-5.07	117.77	120.30
1	3l	36	VAL	CB-CA-C	-5.07	101.78	111.40
1	3p	197	ASP	CB-CG-OD2	-5.07	113.74	118.30
1	3G	86	VAL	CG1-CB-CG2	-5.07	102.79	110.90
1	51	30	LYS	O-C-N	-5.07	114.59	122.70
1	5B	169	TYR	CB-CG-CD2	5.07	124.04	121.00

Continued on next page...

Continued from previous page...

Mol	Chain	Res	Type	Atoms	Z	Observed(°)	Ideal(°)
1	5I	173	ARG	CG-CD-NE	-5.07	101.16	111.80
1	5R	10	MET	CG-SD-CE	-5.07	92.10	100.20
1	60	130	TYR	CG-CD2-CE2	-5.07	117.25	121.30
1	6u	103	ASP	CB-CA-C	-5.07	100.27	110.40
1	6w	9	GLN	O-C-N	-5.07	114.60	122.70
1	6w	213	GLU	O-C-N	-5.07	114.60	122.70
1	79	112	GLN	CG-CD-OE1	-5.07	111.47	121.60
1	79	163	ASP	CB-CG-OD2	5.07	122.86	118.30
1	7g	20	LEU	O-C-N	-5.07	114.59	122.70
1	7k	25	LYS	O-C-N	-5.07	114.60	122.70
1	7l	184	TRP	CG-CD2-CE3	-5.07	129.34	133.90
1	7M	197	ASP	CB-CG-OD2	-5.07	113.74	118.30
1	80	189	LEU	O-C-N	-5.07	114.59	122.70
1	8N	111	LEU	O-C-N	-5.07	114.59	122.70
1	8O	149	SER	CB-CA-C	-5.07	100.48	110.10
1	8Y	103	ASP	CB-CG-OD1	5.07	122.86	118.30
1	9a	37	ILE	O-C-N	-5.07	111.47	121.10
1	9m	183	ASN	O-C-N	-5.07	114.59	122.70
1	9o	106	GLY	O-C-N	-5.07	114.59	122.70
1	9p	9	GLN	CG-CD-OE1	-5.07	111.47	121.60
1	9N	39	MET	CA-CB-CG	5.07	121.91	113.30
1	a0	229	ARG	CD-NE-CZ	5.07	130.69	123.60
1	ao	212	GLU	O-C-N	-5.07	114.60	122.70
1	ap	133	TRP	NE1-CE2-CZ2	5.07	135.97	130.40
1	ar	176	GLN	O-C-N	-5.07	114.59	122.70
1	au	135	ILE	CA-CB-CG2	5.07	121.03	110.90
1	aV	23	TRP	CE2-CD2-CG	-5.07	103.25	107.30
1	bO	169	TYR	CA-CB-CG	-5.07	103.78	113.40
1	cd	80	TRP	CA-CB-CG	5.07	123.32	113.70
1	cu	164	TYR	CB-CA-C	5.07	120.53	110.40
1	cy	59	VAL	CA-CB-CG2	-5.07	103.30	110.90
1	cG	213	GLU	OE1-CD-OE2	-5.07	117.22	123.30
1	cM	201	ILE	CA-CB-CG1	5.07	120.62	111.00
1	d2	210	THR	O-C-N	-5.07	114.59	122.70
1	d4	164	TYR	CD1-CE1-CZ	-5.07	115.24	119.80
1	dj	92	GLU	OE1-CD-OE2	-5.07	117.22	123.30
1	dj	230	VAL	CG1-CB-CG2	-5.07	102.80	110.90
1	dn	184	TRP	CD1-NE1-CE2	-5.07	104.44	109.00
1	dz	72	THR	CA-CB-CG2	5.07	119.49	112.40
1	dD	12	HIS	CA-CB-CG	5.07	122.21	113.60
1	dE	154	ARG	NH1-CZ-NH2	-5.07	113.83	119.40
1	eq	187	GLU	O-C-N	-5.07	114.59	122.70

Continued on next page...

Continued from previous page...

Mol	Chain	Res	Type	Atoms	Z	Observed(°)	Ideal(°)
1	eL	173	ARG	NE-CZ-NH2	5.07	122.83	120.30
1	f7	184	TRP	CA-CB-CG	5.07	123.33	113.70
1	fp	80	TRP	CH2-CZ2-CE2	5.07	122.47	117.40
1	fW	230	VAL	CA-CB-CG1	5.07	118.50	110.90
1	1A	104	ILE	CB-CA-C	5.07	121.73	111.60
1	g5	168	PHE	CG-CD2-CE2	-5.07	115.23	120.80
1	g6	77	ALA	O-C-N	-5.07	114.60	122.70
1	e	83	LEU	CB-CA-C	-5.07	100.57	110.20
1	f	117	TRP	O-C-N	-5.07	114.60	122.70
1	r	32	PHE	CD1-CG-CD2	5.07	124.88	118.30
1	v	32	PHE	CB-CG-CD1	-5.07	117.25	120.80
1	L	42	ALA	O-C-N	-5.07	114.59	122.70
1	hp	117	TRP	CB-CG-CD2	5.06	133.18	126.60
1	hu	229	ARG	NH1-CZ-NH2	-5.06	113.83	119.40
1	hG	117	TRP	CB-CG-CD2	5.06	133.18	126.60
1	iK	11	VAL	N-CA-CB	5.06	122.64	111.50
1	jp	43	LEU	CB-CG-CD2	5.06	119.61	111.00
1	22	151	LEU	CB-CG-CD1	5.06	119.61	111.00
1	kB	210	THR	CA-CB-CG2	5.06	119.49	112.40
1	2f	76	GLU	C-N-CA	5.06	134.36	121.70
1	47	97	ARG	NE-CZ-NH1	5.06	122.83	120.30
1	4O	180	GLU	O-C-N	-5.06	114.60	122.70
1	4Z	97	ARG	CD-NE-CZ	5.06	130.69	123.60
1	52	88	ALA	C-N-CA	5.06	132.93	122.30
1	55	58	THR	N-CA-CB	5.06	119.92	110.30
1	57	11	VAL	CG1-CB-CG2	-5.06	102.80	110.90
1	57	169	TYR	CB-CG-CD2	-5.06	117.96	121.00
1	5b	30	LYS	N-CA-CB	5.06	119.71	110.60
1	5i	79	GLU	OE1-CD-OE2	-5.06	117.22	123.30
1	5q	117	TRP	CG-CD2-CE3	-5.06	129.34	133.90
1	6o	48	THR	CA-CB-CG2	-5.06	105.31	112.40
1	73	117	TRP	CH2-CZ2-CE2	-5.06	112.34	117.40
1	79	154	ARG	NE-CZ-NH1	5.06	122.83	120.30
1	a8	170	LYS	O-C-N	-5.06	114.60	122.70
1	aA	56	LEU	CB-CG-CD1	5.06	119.61	111.00
1	b0	51	ASP	CB-CG-OD2	-5.06	113.74	118.30
1	bx	92	GLU	N-CA-C	5.06	124.67	111.00
1	bR	6	LEU	O-C-N	-5.06	114.60	122.70
1	c5	175	GLU	N-CA-CB	-5.06	101.48	110.60
1	1d	97	ARG	NE-CZ-NH2	-5.06	117.77	120.30
1	e1	217	ALA	N-CA-CB	5.06	117.19	110.10
1	eX	172	LEU	CB-CA-C	-5.06	100.58	110.20

Continued on next page...

Continued from previous page...

Mol	Chain	Res	Type	Atoms	Z	Observed(°)	Ideal(°)
1	f4	149	SER	N-CA-CB	5.06	118.10	110.50
1	fs	55	MET	O-C-N	-5.06	114.60	122.70
1	m	20	LEU	C-N-CA	5.06	134.36	121.70
1	U	184	TRP	CE3-CZ3-CH2	5.06	126.77	121.20
1	gb	162	ARG	CG-CD-NE	-5.06	101.17	111.80
1	gf	40	PHE	CG-CD2-CE2	-5.06	115.23	120.80
1	gy	85	PRO	N-CA-CB	5.06	109.38	103.30
1	gA	108	THR	CA-CB-CG2	-5.06	105.31	112.40
1	hA	80	TRP	CB-CG-CD1	-5.06	120.42	127.00
1	hJ	13	GLN	N-CA-CB	5.06	119.71	110.60
1	hO	144	MET	CA-CB-CG	5.06	121.91	113.30
1	hO	163	ASP	O-C-N	-5.06	114.60	122.70
1	hU	54	THR	CA-CB-CG2	5.06	119.49	112.40
1	ip	62	HIS	O-C-N	-5.06	114.60	122.70
1	iD	229	ARG	NE-CZ-NH2	5.06	122.83	120.30
1	iQ	132	ARG	NE-CZ-NH2	-5.06	117.77	120.30
1	iT	35	GLU	OE1-CD-OE2	-5.06	117.22	123.30
1	iU	202	LEU	CB-CG-CD1	-5.06	102.39	111.00
1	jo	40	PHE	CB-CG-CD1	5.06	124.34	120.80
1	jr	97	ARG	N-CA-CB	-5.06	101.49	110.60
1	jt	42	ALA	O-C-N	-5.06	114.60	122.70
1	lX	169	TYR	CB-CG-CD2	5.06	124.04	121.00
1	jP	49	PRO	CB-CA-C	5.06	124.66	112.00
1	k9	141	ILE	CA-CB-CG1	5.06	120.62	111.00
1	ki	164	TYR	CG-CD1-CE1	-5.06	117.25	121.30
1	kA	163	ASP	CB-CA-C	5.06	120.53	110.40
1	2i	77	ALA	N-CA-CB	-5.06	103.01	110.10
1	3m	133	TRP	CB-CG-CD2	-5.06	120.02	126.60
1	3r	82	ARG	NH1-CZ-NH2	-5.06	113.83	119.40
1	3A	12	HIS	N-CA-C	5.06	124.67	111.00
1	3A	217	ALA	C-N-CA	5.06	134.36	121.70
1	4c	217	ALA	C-N-CA	5.06	134.35	121.70
1	4X	188	THR	CA-CB-CG2	-5.06	105.31	112.40
1	52	30	LYS	CB-CA-C	-5.06	100.28	110.40
1	5h	47	ALA	O-C-N	-5.06	114.60	122.70
1	5t	165	VAL	CA-CB-CG2	-5.06	103.31	110.90
1	5M	64	ALA	N-CA-CB	5.06	117.19	110.10
1	5U	42	ALA	N-CA-CB	-5.06	103.01	110.10
1	6n	181	VAL	CA-CB-CG1	5.06	118.50	110.90
1	6o	186	THR	N-CA-CB	5.06	119.92	110.30
1	6z	36	VAL	CA-CB-CG2	-5.06	103.31	110.90
1	6A	28	GLU	CA-CB-CG	5.06	124.54	113.40

Continued on next page...

Continued from previous page...

Mol	Chain	Res	Type	Atoms	Z	Observed(°)	Ideal(°)
1	6P	79	GLU	OE1-CD-OE2	-5.06	117.23	123.30
1	78	69	LEU	CB-CG-CD2	-5.06	102.39	111.00
1	7i	226	HIS	CA-CB-CG	5.06	122.21	113.60
1	7x	210	THR	CA-CB-CG2	-5.06	105.31	112.40
1	7T	169	TYR	CB-CG-CD1	-5.06	117.96	121.00
1	7U	111	LEU	CA-CB-CG	5.06	126.94	115.30
1	89	58	THR	CA-CB-CG2	-5.06	105.31	112.40
1	8a	167	ARG	NH1-CZ-NH2	5.06	124.97	119.40
1	8i	48	THR	CA-CB-OG1	5.06	119.63	109.00
1	8p	32	PHE	CG-CD2-CE2	5.06	126.37	120.80
1	8r	118	MET	CG-SD-CE	-5.06	92.10	100.20
1	8r	152	ASP	CB-CG-OD1	5.06	122.86	118.30
1	8X	161	PHE	CG-CD1-CE1	-5.06	115.23	120.80
1	8X	186	THR	CA-CB-CG2	-5.06	105.31	112.40
1	9t	120	HIS	CA-CB-CG	5.06	122.21	113.60
1	9A	210	THR	N-CA-CB	5.06	119.92	110.30
1	ad	41	SER	O-C-N	-5.06	114.60	122.70
1	ax	133	TRP	CG-CD1-NE1	-5.06	105.04	110.10
1	aB	55	MET	O-C-N	-5.06	114.60	122.70
1	aO	177	ALA	C-N-CA	5.06	134.36	121.70
1	b6	192	GLN	O-C-N	-5.06	114.60	122.70
1	b9	47	ALA	N-CA-CB	5.06	117.19	110.10
1	bL	154	ARG	NE-CZ-NH1	5.06	122.83	120.30
1	bX	80	TRP	CZ3-CH2-CZ2	-5.06	115.53	121.60
1	ce	2	ILE	CA-CB-CG2	-5.06	100.78	110.90
1	ck	51	ASP	CB-CG-OD2	-5.06	113.74	118.30
1	dd	205	LEU	CB-CG-CD2	5.06	119.61	111.00
1	do	145	TYR	CB-CG-CD1	5.06	124.04	121.00
1	ek	161	PHE	CG-CD1-CE1	-5.06	115.23	120.80
1	lq	47	ALA	N-CA-CB	-5.06	103.01	110.10
1	lq	97	ARG	NE-CZ-NH2	-5.06	117.77	120.30
1	eI	72	THR	CA-CB-CG2	-5.06	105.31	112.40
1	eO	165	VAL	CG1-CB-CG2	-5.06	102.80	110.90
1	eV	133	TRP	CB-CG-CD1	5.06	133.58	127.00
1	fa	65	ALA	N-CA-CB	5.06	117.19	110.10
1	ft	173	ARG	CG-CD-NE	-5.06	101.17	111.80
1	fG	221	VAL	N-CA-CB	-5.06	100.36	111.50
1	g5	184	TRP	CB-CG-CD1	-5.06	120.42	127.00
1	n	133	TRP	CZ3-CH2-CZ2	-5.06	115.53	121.60
1	C	159	GLU	OE1-CD-OE2	-5.06	117.23	123.30
1	O	219	GLN	O-C-N	-5.06	114.59	123.20
1	gd	138	LEU	CB-CG-CD2	5.06	119.60	111.00

Continued on next page...

Continued from previous page...

Mol	Chain	Res	Type	Atoms	Z	Observed(°)	Ideal(°)
1	gS	148	THR	CA-CB-CG2	-5.06	105.31	112.40
1	h4	97	ARG	NH1-CZ-NH2	-5.06	113.83	119.40
1	ha	161	PHE	CB-CA-C	5.06	120.52	110.40
1	hS	99	PRO	C-N-CA	5.06	134.35	121.70
1	ie	167	ARG	O-C-N	-5.06	114.60	122.70
1	ih	32	PHE	CZ-CE2-CD2	-5.06	114.03	120.10
1	in	176	GLN	CA-CB-CG	5.06	124.53	113.40
1	io	65	ALA	CB-CA-C	5.06	117.69	110.10
1	iN	117	TRP	CZ3-CH2-CZ2	5.06	127.67	121.60
1	iX	133	TRP	CH2-CZ2-CE2	-5.06	112.34	117.40
1	kL	110	THR	O-C-N	-5.06	114.60	122.70
1	kL	173	ARG	CG-CD-NE	-5.06	101.17	111.80
1	lq	216	THR	N-CA-CB	5.06	119.92	110.30
1	2F	205	LEU	CB-CG-CD1	-5.06	102.40	111.00
1	2W	97	ARG	NE-CZ-NH2	-5.06	117.77	120.30
1	53	107	THR	CA-CB-CG2	-5.06	105.31	112.40
1	5c	26	VAL	CA-CB-CG1	5.06	118.49	110.90
1	6a	32	PHE	N-CA-CB	5.06	119.71	110.60
1	7n	117	TRP	CB-CG-CD2	-5.06	120.02	126.60
1	7u	63	GLN	CG-CD-OE1	-5.06	111.48	121.60
1	7H	79	GLU	O-C-N	-5.06	114.60	122.70
1	7W	80	TRP	CD1-CG-CD2	-5.06	102.25	106.30
1	8B	133	TRP	CE2-CD2-CE3	-5.06	112.63	118.70
1	8E	145	TYR	CZ-CE2-CD2	-5.06	115.25	119.80
1	8E	170	LYS	O-C-N	-5.06	114.60	122.70
1	8G	80	TRP	CA-CB-CG	5.06	123.32	113.70
1	9a	3	VAL	CA-CB-CG2	-5.06	103.31	110.90
1	9s	187	GLU	OE1-CD-OE2	-5.06	117.23	123.30
1	ab	169	TYR	CG-CD2-CE2	-5.06	117.25	121.30
1	ae	42	ALA	O-C-N	-5.06	114.60	122.70
1	bo	32	PHE	CB-CG-CD2	5.06	124.34	120.80
1	bu	80	TRP	CD2-CE3-CZ3	-5.06	112.22	118.80
1	bC	38	PRO	N-CA-CB	5.06	109.37	103.30
1	cz	164	TYR	CG-CD2-CE2	-5.06	117.25	121.30
1	lj	33	SER	CB-CA-C	-5.06	100.48	110.10
1	dH	29	GLU	N-CA-CB	-5.06	101.49	110.60
1	ed	71	GLU	N-CA-CB	5.06	119.71	110.60
1	ew	114	GLN	CB-CA-C	-5.06	100.28	110.40
1	eT	9	GLN	N-CA-CB	-5.06	101.49	110.60
1	f3	97	ARG	NH1-CZ-NH2	5.06	124.97	119.40
1	fJ	125	PRO	N-CA-CB	-5.06	97.03	102.60
1	fQ	28	GLU	CA-CB-CG	5.06	124.53	113.40

Continued on next page...

Continued from previous page...

Mol	Chain	Res	Type	Atoms	Z	Observed(°)	Ideal(°)
1	gk	69	LEU	CB-CG-CD2	5.06	119.60	111.00
1	gx	219	GLN	O-C-N	-5.06	114.60	123.20
1	gL	149	SER	N-CA-CB	5.06	118.09	110.50
1	ha	144	MET	CG-SD-CE	-5.06	92.10	100.20
1	lI	197	ASP	CB-CG-OD2	5.06	122.85	118.30
1	hu	190	LEU	CA-CB-CG	5.06	126.94	115.30
1	hK	108	THR	O-C-N	-5.06	114.61	122.70
1	hT	165	VAL	CG1-CB-CG2	-5.06	102.81	110.90
1	hW	165	VAL	N-CA-CB	5.06	122.63	111.50
1	iw	65	ALA	CB-CA-C	5.06	117.69	110.10
1	iB	230	VAL	CG1-CB-CG2	-5.06	102.80	110.90
1	iT	68	MET	CG-SD-CE	-5.06	92.11	100.20
1	iU	7	GLN	N-CA-CB	5.06	119.71	110.60
1	jW	196	PRO	CA-N-CD	-5.06	104.42	111.50
1	ki	75	GLU	OE1-CD-OE2	-5.06	117.23	123.30
1	2l	15	ILE	CA-CB-CG2	-5.06	100.78	110.90
1	kk	132	ARG	NH1-CZ-NH2	-5.06	113.83	119.40
1	kn	144	MET	CA-C-O	5.06	130.72	120.10
1	kP	134	ILE	O-C-N	-5.06	114.61	122.70
1	kW	167	ARG	NH1-CZ-NH2	-5.06	113.83	119.40
1	kZ	168	PHE	CB-CG-CD2	-5.06	117.26	120.80
1	lo	132	ARG	N-CA-CB	-5.06	101.49	110.60
1	lF	130	TYR	CB-CG-CD2	-5.06	117.97	121.00
1	lG	117	TRP	CB-CG-CD1	-5.06	120.42	127.00
1	2b	166	ASP	CB-CG-OD2	5.06	122.85	118.30
1	2g	117	TRP	CD1-NE1-CE2	-5.06	104.45	109.00
1	3b	82	ARG	NH1-CZ-NH2	-5.06	113.83	119.40
1	3z	173	ARG	NE-CZ-NH2	-5.06	117.77	120.30
1	3L	228	ALA	CB-CA-C	5.06	117.69	110.10
1	43	167	ARG	NE-CZ-NH2	-5.06	117.77	120.30
1	4t	11	VAL	CG1-CB-CG2	-5.06	102.80	110.90
1	4u	79	GLU	OE1-CD-OE2	-5.06	117.23	123.30
1	4S	97	ARG	C-N-CA	5.06	134.35	121.70
1	53	129	ILE	CG1-CB-CG2	-5.06	100.27	111.40
1	5e	212	GLU	OE1-CD-OE2	-5.06	117.23	123.30
1	5g	145	TYR	CG-CD1-CE1	5.06	125.35	121.30
1	5s	55	MET	CG-SD-CE	5.06	108.30	100.20
1	5u	4	GLN	N-CA-CB	5.06	119.71	110.60
1	5B	80	TRP	NE1-CE2-CZ2	5.06	135.97	130.40
1	5M	123	PRO	N-CA-C	5.06	125.25	112.10
1	6X	74	ASN	CA-CB-CG	-5.06	102.27	113.40
1	70	14	ALA	O-C-N	-5.06	114.60	122.70

Continued on next page...

Continued from previous page...

Mol	Chain	Res	Type	Atoms	Z	Observed(°)	Ideal(°)
1	70	164	TYR	CG-CD1-CE1	-5.06	117.25	121.30
1	75	181	VAL	CG1-CB-CG2	-5.06	102.80	110.90
1	7e	14	ALA	N-CA-CB	-5.06	103.02	110.10
1	7h	157	PRO	CA-C-N	5.06	128.33	117.20
1	7t	173	ARG	NE-CZ-NH1	5.06	122.83	120.30
1	7P	173	ARG	NH1-CZ-NH2	-5.06	113.84	119.40
1	84	143	ARG	NE-CZ-NH2	-5.06	117.77	120.30
1	8i	91	ILE	CA-CB-CG2	-5.06	100.78	110.90
1	8z	22	ALA	O-C-N	-5.06	114.60	122.70
1	8M	130	TYR	CZ-CE2-CD2	-5.06	115.25	119.80
1	9k	87	HIS	N-CA-CB	5.06	119.71	110.60
1	9W	103	ASP	CB-CG-OD1	5.06	122.85	118.30
1	a5	90	PRO	N-CD-CG	5.06	110.79	103.20
1	bj	130	TYR	CZ-CE2-CD2	-5.06	115.25	119.80
1	bo	88	ALA	O-C-N	-5.06	114.60	123.20
1	bx	229	ARG	CD-NE-CZ	5.06	130.68	123.60
1	bJ	133	TRP	CD1-CG-CD2	-5.06	102.25	106.30
1	bQ	108	THR	CA-CB-OG1	5.06	119.63	109.00
1	1b	62	HIS	ND1-CG-CD2	5.06	115.88	108.80
1	c9	80	TRP	CZ3-CH2-CZ2	-5.06	115.53	121.60
1	ca	133	TRP	CG-CD1-NE1	-5.06	105.04	110.10
1	ca	201	ILE	CB-CA-C	-5.06	101.48	111.60
1	cx	98	GLU	CB-CA-C	5.06	120.52	110.40
1	cD	202	LEU	N-CA-CB	5.06	120.52	110.40
1	cG	164	TYR	N-CA-CB	-5.06	101.49	110.60
1	d4	26	VAL	CA-C-O	5.06	130.73	120.10
1	dh	208	ALA	O-C-N	-5.06	114.60	122.70
1	1k	111	LEU	O-C-N	-5.06	114.61	122.70
1	dw	32	PHE	CB-CG-CD1	5.06	124.34	120.80
1	ep	229	ARG	NE-CZ-NH2	5.06	122.83	120.30
1	1r	200	THR	OG1-CB-CG2	-5.06	98.36	110.00
1	ey	117	TRP	CE2-CD2-CE3	-5.06	112.63	118.70
1	eJ	132	ARG	NE-CZ-NH1	5.06	122.83	120.30
1	eM	117	TRP	CA-CB-CG	5.06	123.31	113.70
1	eY	64	ALA	N-CA-CB	-5.06	103.02	110.10
1	fA	144	MET	N-CA-CB	-5.06	101.49	110.60
1	f	177	ALA	N-CA-CB	5.06	117.18	110.10
1	5	110	THR	O-C-N	-5.06	114.61	122.70
1	go	130	TYR	CB-CG-CD1	5.06	124.03	121.00
1	gv	92	GLU	OE1-CD-OE2	-5.06	117.23	123.30
1	gS	164	TYR	CB-CG-CD2	5.06	124.03	121.00
1	h2	119	THR	CA-C-O	5.06	130.72	120.10

Continued on next page...

Continued from previous page...

Mol	Chain	Res	Type	Atoms	Z	Observed(°)	Ideal(°)
1	h3	159	GLU	O-C-N	-5.06	111.49	121.10
1	hZ	119	THR	N-CA-CB	5.06	119.91	110.30
1	i0	25	LYS	O-C-N	-5.06	114.61	122.70
1	ij	83	LEU	CB-CG-CD2	5.06	119.60	111.00
1	iy	77	ALA	CB-CA-C	-5.06	102.52	110.10
1	iz	163	ASP	CB-CG-OD2	-5.06	113.75	118.30
1	iJ	179	GLN	N-CA-CB	5.06	119.70	110.60
1	iN	177	ALA	C-N-CA	5.06	134.34	121.70
1	iY	143	ARG	N-CA-CB	-5.06	101.50	110.60
1	j4	117	TRP	CA-CB-CG	5.06	123.31	113.70
1	jQ	158	LYS	O-C-N	-5.06	114.61	122.70
1	jX	133	TRP	CE2-CD2-CG	5.06	111.35	107.30
1	ke	184	TRP	CA-CB-CG	5.06	123.31	113.70
1	kF	103	ASP	CB-CG-OD2	5.06	122.85	118.30
1	kS	218	CYS	N-CA-CB	5.06	119.70	110.60
1	kW	123	PRO	N-CA-CB	-5.06	97.04	102.60
1	lc	117	TRP	CD1-NE1-CE2	-5.06	104.45	109.00
1	27	161	PHE	CB-CG-CD1	-5.06	117.26	120.80
1	30	40	PHE	CB-CG-CD2	5.06	124.34	120.80
1	3F	12	HIS	CA-CB-CG	5.06	122.20	113.60
1	3Z	3	VAL	N-CA-CB	5.06	122.63	111.50
1	4c	130	TYR	CG-CD2-CE2	-5.06	117.25	121.30
1	4F	174	ALA	N-CA-CB	5.06	117.18	110.10
1	4X	164	TYR	CG-CD1-CE1	5.06	125.35	121.30
1	4Z	87	HIS	O-C-N	-5.06	114.61	122.70
1	5t	54	THR	CA-CB-CG2	-5.06	105.32	112.40
1	5x	166	ASP	CB-CG-OD1	-5.06	113.75	118.30
1	6f	149	SER	N-CA-CB	5.06	118.09	110.50
1	6h	26	VAL	CA-CB-CG1	5.06	118.49	110.90
1	6L	100	ARG	N-CA-CB	5.06	119.70	110.60
1	6V	18	ARG	NE-CZ-NH1	5.06	122.83	120.30
1	7b	174	ALA	CB-CA-C	5.06	117.69	110.10
1	7k	173	ARG	NE-CZ-NH1	5.06	122.83	120.30
1	7A	40	PHE	CB-CG-CD2	5.06	124.34	120.80
1	83	44	SER	N-CA-CB	5.06	118.09	110.50
1	8l	21	ASN	CA-CB-CG	5.06	124.53	113.40
1	8I	98	GLU	OE1-CD-OE2	-5.06	117.23	123.30
1	8W	37	ILE	O-C-N	-5.06	111.49	121.10
1	8X	117	TRP	CZ3-CH2-CZ2	5.06	127.67	121.60
1	99	101	GLY	O-C-N	-5.06	114.61	122.70
1	9p	169	TYR	CG-CD1-CE1	5.06	125.35	121.30
1	9I	164	TYR	CB-CG-CD1	5.06	124.03	121.00

Continued on next page...

Continued from previous page...

Mol	Chain	Res	Type	Atoms	Z	Observed(°)	Ideal(°)
1	9J	10	MET	O-C-N	-5.06	114.61	122.70
1	a0	86	VAL	CA-CB-CG1	-5.06	103.31	110.90
1	ad	32	PHE	CA-CB-CG	-5.06	101.76	113.90
1	ad	96	MET	N-CA-CB	5.06	119.70	110.60
1	ao	181	VAL	CA-CB-CG2	-5.06	103.31	110.90
1	av	154	ARG	N-CA-CB	5.06	119.70	110.60
1	az	135	ILE	CG1-CB-CG2	-5.06	100.27	111.40
1	b5	37	ILE	CA-C-N	5.06	131.26	117.10
1	b7	107	THR	CA-CB-CG2	-5.06	105.32	112.40
1	16	204	ALA	O-C-N	-5.06	114.61	122.70
1	bs	77	ALA	N-CA-CB	-5.06	103.02	110.10
1	bv	47	ALA	O-C-N	-5.06	114.61	122.70
1	bw	186	THR	O-C-N	-5.06	114.61	122.70
1	bx	21	ASN	CB-CA-C	5.06	120.51	110.40
1	bS	38	PRO	N-CA-CB	5.06	109.37	103.30
1	ce	160	PRO	N-CA-CB	-5.06	97.04	102.60
1	co	188	THR	OG1-CB-CG2	-5.06	98.37	110.00
1	cE	133	TRP	CG-CD1-NE1	5.06	115.16	110.10
1	1k	141	ILE	O-C-N	-5.06	114.61	122.70
1	ds	15	ILE	CG1-CB-CG2	5.06	122.53	111.40
1	dH	145	TYR	CG-CD1-CE1	-5.06	117.25	121.30
1	ed	145	TYR	CB-CG-CD2	5.06	124.03	121.00
1	ew	27	VAL	O-C-N	-5.06	114.61	122.70
1	ey	133	TRP	CD2-CE2-CZ2	-5.06	116.23	122.30
1	eR	14	ALA	CB-CA-C	-5.06	102.51	110.10
1	fq	9	GLN	N-CA-CB	5.06	119.70	110.60
1	fz	185	MET	CG-SD-CE	-5.06	92.11	100.20
1	ly	5	ASN	O-C-N	-5.06	114.61	122.70
1	1z	80	TRP	O-C-N	-5.06	114.61	122.70
1	fP	33	SER	CA-C-N	5.06	131.26	117.10
1	fS	82	ARG	NE-CZ-NH2	5.06	122.83	120.30
1	fT	78	ALA	CB-CA-C	5.06	117.69	110.10
1	j	82	ARG	NH1-CZ-NH2	-5.06	113.84	119.40
1	o	98	GLU	OE1-CD-OE2	-5.06	117.23	123.30
1	r	160	PRO	O-C-N	5.06	130.79	122.70
1	K	132	ARG	NH1-CZ-NH2	-5.06	113.84	119.40
1	gv	130	TYR	CG-CD2-CE2	-5.06	117.25	121.30
1	h7	130	TYR	N-CA-CB	-5.06	101.50	110.60
1	1I	192	GLN	CB-CA-C	5.06	120.51	110.40
1	ho	185	MET	CG-SD-CE	-5.06	92.11	100.20
1	hv	141	ILE	O-C-N	-5.06	114.61	122.70
1	hK	35	GLU	O-C-N	-5.06	114.61	122.70

Continued on next page...

Continued from previous page...

Mol	Chain	Res	Type	Atoms	Z	Observed(°)	Ideal(°)
1	hX	159	GLU	CG-CD-OE1	-5.06	108.19	118.30
1	i9	168	PHE	CB-CG-CD1	5.06	124.34	120.80
1	ia	204	ALA	N-CA-CB	-5.06	103.02	110.10
1	io	17	PRO	N-CA-CB	-5.06	97.04	102.60
1	iD	164	TYR	CD1-CG-CD2	5.06	123.46	117.90
1	iY	193	ASN	N-CA-CB	5.06	119.70	110.60
1	j6	36	VAL	CA-CB-CG1	-5.06	103.31	110.90
1	jj	33	SER	N-CA-CB	5.06	118.08	110.50
1	jC	80	TRP	CB-CG-CD2	-5.06	120.03	126.60
1	kH	68	MET	CA-CB-CG	5.06	121.89	113.30
1	l2	11	VAL	CB-CA-C	5.06	121.01	111.40
1	lA	141	ILE	O-C-N	-5.06	114.61	122.70
1	2a	5	ASN	CB-CA-C	5.06	120.51	110.40
1	2I	117	TRP	CD2-CE2-CZ2	-5.06	116.23	122.30
1	4r	117	TRP	CD2-CE3-CZ3	5.06	125.37	118.80
1	4u	171	THR	O-C-N	-5.06	114.61	122.70
1	4N	66	MET	CG-SD-CE	-5.06	92.11	100.20
1	5O	23	TRP	CE2-CD2-CG	-5.06	103.26	107.30
1	5T	20	LEU	CB-CG-CD2	-5.06	102.41	111.00
1	6D	82	ARG	CD-NE-CZ	-5.06	116.52	123.60
1	70	100	ARG	NE-CZ-NH2	-5.06	117.77	120.30
1	76	35	GLU	OE1-CD-OE2	-5.06	117.23	123.30
1	78	225	GLY	CA-C-O	5.06	129.70	120.60
1	7z	111	LEU	CB-CG-CD1	5.06	119.59	111.00
1	7V	45	GLU	N-CA-CB	5.06	119.70	110.60
1	7X	214	MET	CG-SD-CE	-5.06	92.11	100.20
1	81	125	PRO	O-C-N	-5.06	114.61	122.70
1	8i	18	ARG	NE-CZ-NH1	5.06	122.83	120.30
1	8X	145	TYR	CB-CG-CD1	-5.06	117.97	121.00
1	9T	100	ARG	NE-CZ-NH1	-5.06	117.77	120.30
1	aA	154	ARG	NH1-CZ-NH2	-5.06	113.84	119.40
1	b9	111	LEU	CB-CG-CD1	5.06	119.60	111.00
1	be	145	TYR	CB-CG-CD1	-5.06	117.97	121.00
1	bk	154	ARG	NE-CZ-NH2	5.06	122.83	120.30
1	bn	32	PHE	CB-CG-CD2	5.06	124.34	120.80
1	1b	98	GLU	OE1-CD-OE2	-5.06	117.23	123.30
1	cD	117	TRP	CB-CG-CD1	5.06	133.57	127.00
1	d0	148	THR	CA-CB-CG2	-5.06	105.32	112.40
1	dm	227	LYS	N-CA-CB	5.06	119.70	110.60
1	dn	23	TRP	CB-CG-CD2	5.06	133.17	126.60
1	eW	221	VAL	CA-CB-CG2	-5.06	103.32	110.90
1	fz	23	TRP	CA-CB-CG	5.06	123.31	113.70

Continued on next page...

Continued from previous page...

Mol	Chain	Res	Type	Atoms	Z	Observed(°)	Ideal(°)
1	fJ	216	THR	CA-CB-CG2	-5.06	105.32	112.40
1	fW	40	PHE	CB-CA-C	-5.06	100.29	110.40
1	gI	76	GLU	C-N-CA	5.06	134.34	121.70
1	gK	80	TRP	CE2-CD2-CG	-5.05	103.26	107.30
1	gV	96	MET	CG-SD-CE	-5.05	92.11	100.20
1	gW	161	PHE	CG-CD2-CE2	-5.05	115.24	120.80
1	hw	129	ILE	O-C-N	-5.05	114.61	122.70
1	hI	23	TRP	CA-CB-CG	5.05	123.30	113.70
1	hQ	151	LEU	CB-CA-C	-5.05	100.59	110.20
1	in	164	TYR	CB-CG-CD2	5.05	124.03	121.00
1	ip	86	VAL	CG1-CB-CG2	-5.05	102.81	110.90
1	j0	57	ASN	O-C-N	-5.05	114.61	122.70
1	j6	173	ARG	NH1-CZ-NH2	-5.05	113.84	119.40
1	lV	82	ARG	C-N-CA	5.05	134.34	121.70
1	jG	93	PRO	C-N-CA	5.05	132.91	122.30
1	k7	80	TRP	CE2-CD2-CG	-5.05	103.26	107.30
1	kn	229	ARG	NH1-CZ-NH2	-5.05	113.84	119.40
1	ky	10	MET	CG-SD-CE	-5.05	92.11	100.20
1	kS	154	ARG	CG-CD-NE	-5.05	101.19	111.80
1	kX	167	ARG	NH1-CZ-NH2	-5.05	113.84	119.40
1	26	69	LEU	CB-CA-C	5.05	119.80	110.20
1	li	108	THR	CA-CB-OG1	5.05	119.61	109.00
1	28	36	VAL	CG1-CB-CG2	-5.05	102.81	110.90
1	2W	39	MET	CG-SD-CE	-5.05	92.11	100.20
1	39	164	TYR	CB-CG-CD2	5.05	124.03	121.00
1	3s	72	THR	CA-CB-CG2	-5.05	105.32	112.40
1	3I	40	PHE	CG-CD1-CE1	-5.05	115.24	120.80
1	47	177	ALA	CB-CA-C	5.05	117.68	110.10
1	48	105	ALA	O-C-N	-5.05	114.61	123.20
1	4u	34	PRO	N-CD-CG	5.05	110.78	103.20
1	58	23	TRP	CD1-CG-CD2	5.05	110.34	106.30
1	5d	100	ARG	NE-CZ-NH2	5.05	122.83	120.30
1	5H	94	GLY	CA-C-O	5.05	129.70	120.60
1	5P	164	TYR	CZ-CE2-CD2	5.05	124.35	119.80
1	5T	161	PHE	CB-CG-CD1	-5.05	117.26	120.80
1	6I	139	ASN	O-C-N	-5.05	114.61	122.70
1	6J	212	GLU	O-C-N	-5.05	114.61	122.70
1	6Y	18	ARG	CD-NE-CZ	5.05	130.68	123.60
1	6Z	82	ARG	NE-CZ-NH2	-5.05	117.77	120.30
1	70	185	MET	CG-SD-CE	5.05	108.29	100.20
1	72	205	LEU	C-N-CA	5.05	132.91	122.30
1	7e	28	GLU	OE1-CD-OE2	-5.05	117.23	123.30

Continued on next page...

Continued from previous page...

Mol	Chain	Res	Type	Atoms	Z	Observed(°)	Ideal(°)
1	7f	189	LEU	CB-CG-CD1	5.05	119.59	111.00
1	7g	97	ARG	NH1-CZ-NH2	-5.05	113.84	119.40
1	7p	229	ARG	NH1-CZ-NH2	-5.05	113.84	119.40
1	7v	23	TRP	CE2-CD2-CG	5.05	111.34	107.30
1	86	173	ARG	NE-CZ-NH1	5.05	122.83	120.30
1	8b	186	THR	N-CA-CB	5.05	119.90	110.30
1	8G	182	LYS	N-CA-CB	5.05	119.70	110.60
1	8W	167	ARG	CG-CD-NE	-5.05	101.19	111.80
1	9A	154	ARG	NE-CZ-NH2	-5.05	117.77	120.30
1	9F	58	THR	O-C-N	-5.05	114.61	122.70
1	9H	196	PRO	N-CA-C	5.05	125.24	112.10
1	aJ	41	SER	CB-CA-C	-5.05	100.50	110.10
1	aP	67	GLN	CB-CA-C	-5.05	100.29	110.40
1	cf	80	TRP	CZ3-CH2-CZ2	-5.05	115.53	121.60
1	ci	34	PRO	N-CA-CB	-5.05	97.04	102.60
1	cn	48	THR	CA-CB-CG2	-5.05	105.32	112.40
1	cA	110	THR	CA-C-N	5.05	128.32	117.20
1	cY	3	VAL	CB-CA-C	5.05	121.00	111.40
1	dl	186	THR	CA-CB-CG2	-5.05	105.32	112.40
1	dp	202	LEU	CB-CG-CD1	-5.05	102.41	111.00
1	dG	28	GLU	N-CA-C	5.05	124.64	111.00
1	dI	207	PRO	O-C-N	-5.05	114.61	122.70
1	dP	6	LEU	O-C-N	-5.05	114.61	122.70
1	dR	27	VAL	CG1-CB-CG2	-5.05	102.81	110.90
1	dX	63	GLN	O-C-N	-5.05	114.61	122.70
1	dX	213	GLU	OE1-CD-OE2	-5.05	117.23	123.30
1	fs	6	LEU	N-CA-C	-5.05	97.36	111.00
1	d	113	GLU	CA-CB-CG	5.05	124.52	113.40
1	v	103	ASP	O-C-N	-5.05	114.61	122.70
1	J	168	PHE	CG-CD2-CE2	-5.05	115.24	120.80
1	5	126	VAL	CA-CB-CG1	5.05	118.48	110.90
1	9	26	VAL	CA-CB-CG2	5.05	118.48	110.90
1	gB	164	TYR	CB-CA-C	5.05	120.51	110.40
1	hG	193	ASN	N-CA-CB	-5.05	101.50	110.60
1	hR	56	LEU	CB-CA-C	5.05	119.80	110.20
1	i6	195	ASN	CB-CA-C	-5.05	100.29	110.40
1	iw	134	ILE	CA-CB-CG1	5.05	120.60	111.00
1	iF	212	GLU	O-C-N	-5.05	114.62	122.70
1	jh	221	VAL	CG1-CB-CG2	-5.05	102.81	110.90
1	jj	12	HIS	O-C-N	-5.05	114.62	122.70
1	lf	154	ARG	CG-CD-NE	-5.05	101.19	111.80
1	lk	194	ALA	O-C-N	-5.05	114.61	122.70

Continued on next page...

Continued from previous page...

Mol	Chain	Res	Type	Atoms	Z	Observed(°)	Ideal(°)
1	1P	120	HIS	CB-CA-C	-5.05	100.29	110.40
1	2B	149	SER	N-CA-CB	5.05	118.08	110.50
1	2L	148	THR	CA-CB-CG2	5.05	119.47	112.40
1	2T	24	VAL	CG1-CB-CG2	5.05	118.98	110.90
1	39	196	PRO	O-C-N	-5.05	114.62	122.70
1	3m	32	PHE	CB-CG-CD1	-5.05	117.26	120.80
1	3o	203	LYS	N-CA-CB	5.05	119.69	110.60
1	50	163	ASP	CA-CB-CG	5.05	124.52	113.40
1	5H	49	PRO	CA-N-CD	-5.05	104.43	111.50
1	6f	65	ALA	N-CA-CB	-5.05	103.03	110.10
1	6l	133	TRP	CE3-CZ3-CH2	-5.05	115.64	121.20
1	75	9	GLN	CB-CG-CD	5.05	124.74	111.60
1	7j	40	PHE	O-C-N	-5.05	114.62	122.70
1	82	175	GLU	CA-CB-CG	5.05	124.52	113.40
1	9t	132	ARG	NE-CZ-NH2	-5.05	117.77	120.30
1	9X	166	ASP	N-CA-CB	-5.05	101.50	110.60
1	au	18	ARG	N-CA-CB	5.05	119.70	110.60
1	bB	230	VAL	CA-C-O	5.05	130.71	120.10
1	bC	15	ILE	CA-CB-CG2	5.05	121.01	110.90
1	db	167	ARG	NE-CZ-NH2	5.05	122.83	120.30
1	dl	197	ASP	CB-CG-OD2	5.05	122.85	118.30
1	e9	31	ALA	CB-CA-C	-5.05	102.52	110.10
1	fA	70	LYS	CB-CG-CD	5.05	124.74	111.60
1	1A	66	MET	CA-CB-CG	-5.05	104.71	113.30
1	g5	5	ASN	C-N-CA	5.05	134.33	121.70
1	K	21	ASN	CA-CB-CG	5.05	124.52	113.40
1	T	169	TYR	CD1-CG-CD2	5.05	123.46	117.90
1	gz	221	VAL	O-C-N	-5.05	114.61	123.20
1	gN	175	GLU	CA-CB-CG	5.05	124.51	113.40
1	gS	169	TYR	CZ-CE2-CD2	-5.05	115.25	119.80
1	ha	212	GLU	N-CA-CB	-5.05	101.51	110.60
1	hr	114	GLN	O-C-N	-5.05	114.62	122.70
1	hC	132	ARG	NE-CZ-NH1	5.05	122.83	120.30
1	hK	62	HIS	O-C-N	-5.05	114.62	122.70
1	i1	143	ARG	NH1-CZ-NH2	-5.05	113.84	119.40
1	if	184	TRP	CD1-NE1-CE2	5.05	113.55	109.00
1	ir	114	GLN	CG-CD-OE1	-5.05	111.50	121.60
1	iA	18	ARG	CB-CG-CD	5.05	124.73	111.60
1	iC	37	ILE	N-CA-CB	-5.05	99.18	110.80
1	iQ	80	TRP	CE2-CD2-CG	5.05	111.34	107.30
1	iW	48	THR	CA-CB-CG2	-5.05	105.33	112.40
1	1U	59	VAL	CA-CB-CG2	-5.05	103.32	110.90

Continued on next page...

Continued from previous page...

Mol	Chain	Res	Type	Atoms	Z	Observed(°)	Ideal(°)
1	jc	100	ARG	O-C-N	-5.05	114.61	123.20
1	jl	211	LEU	CB-CG-CD1	5.05	119.59	111.00
1	jq	96	MET	CA-CB-CG	5.05	121.89	113.30
1	jL	122	PRO	N-CA-CB	5.05	109.36	103.30
1	jY	26	VAL	CA-CB-CG2	-5.05	103.32	110.90
1	kc	165	VAL	CA-CB-CG2	-5.05	103.32	110.90
1	kl	150	ILE	O-C-N	-5.05	114.62	122.70
1	kp	20	LEU	CB-CG-CD2	5.05	119.59	111.00
1	ku	32	PHE	CZ-CE2-CD2	-5.05	114.04	120.10
1	kA	143	ARG	NH1-CZ-NH2	-5.05	113.84	119.40
1	lp	31	ALA	N-CA-CB	-5.05	103.03	110.10
1	2h	12	HIS	CA-CB-CG	5.05	122.19	113.60
1	2m	50	GLN	CB-CA-C	-5.05	100.30	110.40
1	39	100	ARG	NE-CZ-NH2	5.05	122.83	120.30
1	3e	173	ARG	NE-CZ-NH1	-5.05	117.77	120.30
1	3i	14	ALA	N-CA-C	5.05	124.64	111.00
1	3n	108	THR	CA-CB-CG2	-5.05	105.33	112.40
1	3Q	171	THR	CA-CB-CG2	-5.05	105.33	112.40
1	3R	152	ASP	CB-CG-OD2	-5.05	113.75	118.30
1	48	109	SER	N-CA-CB	5.05	118.08	110.50
1	4h	40	PHE	CB-CG-CD2	5.05	124.34	120.80
1	4J	31	ALA	O-C-N	-5.05	114.62	122.70
1	4N	149	SER	O-C-N	-5.05	114.62	122.70
1	56	109	SER	O-C-N	-5.05	114.62	122.70
1	5n	133	TRP	CA-CB-CG	5.05	123.30	113.70
1	5X	182	LYS	CB-CA-C	-5.05	100.30	110.40
1	5Z	132	ARG	NE-CZ-NH2	-5.05	117.77	120.30
1	63	97	ARG	NE-CZ-NH1	-5.05	117.77	120.30
1	69	101	GLY	O-C-N	-5.05	114.62	122.70
1	6n	117	TRP	CB-CG-CD2	-5.05	120.03	126.60
1	6T	192	GLN	O-C-N	-5.05	114.62	122.70
1	71	97	ARG	CD-NE-CZ	5.05	130.67	123.60
1	79	51	ASP	CB-CG-OD1	-5.05	113.75	118.30
1	7b	27	VAL	O-C-N	-5.05	114.62	122.70
1	7l	32	PHE	CB-CG-CD2	-5.05	117.26	120.80
1	7m	168	PHE	CB-CG-CD1	-5.05	117.26	120.80
1	7m	180	GLU	CB-CA-C	-5.05	100.30	110.40
1	7K	154	ARG	CG-CD-NE	-5.05	101.19	111.80
1	7P	110	THR	O-C-N	-5.05	114.62	122.70
1	7S	40	PHE	O-C-N	-5.05	114.62	122.70
1	7V	26	VAL	CG1-CB-CG2	-5.05	102.82	110.90
1	85	195	ASN	CB-CG-OD1	-5.05	111.50	121.60

Continued on next page...

Continued from previous page...

Mol	Chain	Res	Type	Atoms	Z	Observed(°)	Ideal(°)
1	8e	193	ASN	CB-CG-OD1	5.05	131.70	121.60
1	8q	66	MET	CA-CB-CG	5.05	121.89	113.30
1	8W	38	PRO	N-CD-CG	5.05	110.78	103.20
1	9o	80	TRP	CG-CD2-CE3	-5.05	129.35	133.90
1	9w	81	ASP	CB-CG-OD2	-5.05	113.75	118.30
1	9B	173	ARG	NE-CZ-NH2	-5.05	117.77	120.30
1	9N	35	GLU	N-CA-CB	-5.05	101.51	110.60
1	9N	54	THR	CA-CB-CG2	-5.05	105.33	112.40
1	a4	163	ASP	CB-CG-OD1	-5.05	113.75	118.30
1	a8	3	VAL	CG1-CB-CG2	-5.05	102.82	110.90
1	ag	166	ASP	CB-CG-OD1	5.05	122.85	118.30
1	aA	203	LYS	CG-CD-CE	5.05	127.06	111.90
1	bc	82	ARG	NH1-CZ-NH2	-5.05	113.84	119.40
1	bl	130	TYR	CG-CD1-CE1	5.05	125.34	121.30
1	bq	36	VAL	CA-CB-CG2	-5.05	103.32	110.90
1	c7	163	ASP	CB-CG-OD2	5.05	122.85	118.30
1	cw	169	TYR	CG-CD2-CE2	-5.05	117.26	121.30
1	cD	130	TYR	CZ-CE2-CD2	5.05	124.35	119.80
1	cO	143	ARG	NE-CZ-NH1	-5.05	117.78	120.30
1	lj	112	GLN	N-CA-CB	-5.05	101.51	110.60
1	dE	134	ILE	CA-CB-CG1	-5.05	101.40	111.00
1	dK	14	ALA	CA-C-O	5.05	130.71	120.10
1	dK	119	THR	O-C-N	-5.05	114.62	122.70
1	e9	126	VAL	CA-CB-CG1	-5.05	103.32	110.90
1	et	151	LEU	CB-CG-CD2	5.05	119.59	111.00
1	eF	209	ALA	N-CA-CB	-5.05	103.03	110.10
1	f5	107	THR	N-CA-CB	5.05	119.90	110.30
1	f6	19	THR	CA-CB-CG2	-5.05	105.33	112.40
1	f6	75	GLU	OE1-CD-OE2	-5.05	117.24	123.30
1	fe	79	GLU	CA-CB-CG	5.05	124.52	113.40
1	fh	82	ARG	NH1-CZ-NH2	-5.05	113.84	119.40
1	ly	184	TRP	NE1-CE2-CD2	-5.05	102.25	107.30
1	fR	12	HIS	CA-CB-CG	-5.05	105.01	113.60
1	g4	228	ALA	CB-CA-C	-5.05	102.52	110.10
1	0	147	PRO	N-CA-CB	5.05	109.36	103.30
1	r	148	THR	N-CA-CB	5.05	119.90	110.30
1	L	23	TRP	NE1-CE2-CZ2	5.05	135.96	130.40
1	ga	132	ARG	NE-CZ-NH2	5.05	122.83	120.30
1	gf	161	PHE	CG-CD1-CE1	5.05	126.36	120.80
1	1C	172	LEU	CB-CA-C	-5.05	100.61	110.20
1	gm	130	TYR	CG-CD2-CE2	5.05	125.34	121.30
1	gE	200	THR	O-C-N	-5.05	114.62	122.70

Continued on next page...

Continued from previous page...

Mol	Chain	Res	Type	Atoms	Z	Observed(°)	Ideal(°)
1	gU	100	ARG	NE-CZ-NH1	5.05	122.83	120.30
1	h3	177	ALA	C-N-CA	5.05	134.33	121.70
1	h7	177	ALA	O-C-N	-5.05	114.62	122.70
1	hc	29	GLU	N-CA-CB	-5.05	101.51	110.60
1	hw	79	GLU	CA-CB-CG	5.05	124.51	113.40
1	hA	4	GLN	O-C-N	-5.05	114.62	122.70
1	hI	33	SER	N-CA-CB	-5.05	102.93	110.50
1	hO	68	MET	CG-SD-CE	-5.05	92.12	100.20
1	i9	76	GLU	CG-CD-OE1	5.05	128.40	118.30
1	ia	181	VAL	CA-CB-CG1	-5.05	103.33	110.90
1	iv	162	ARG	CD-NE-CZ	5.05	130.67	123.60
1	j5	154	ARG	CD-NE-CZ	-5.05	116.53	123.60
1	je	40	PHE	CB-CG-CD2	5.05	124.33	120.80
1	JA	24	VAL	CA-CB-CG2	-5.05	103.33	110.90
1	1Y	26	VAL	CA-CB-CG2	-5.05	103.33	110.90
1	jQ	135	ILE	CB-CA-C	5.05	121.70	111.60
1	jT	181	VAL	CA-CB-CG2	-5.05	103.33	110.90
1	kb	191	VAL	CA-CB-CG2	-5.05	103.33	110.90
1	22	3	VAL	CG1-CB-CG2	-5.05	102.82	110.90
1	lB	184	TRP	CE2-CD2-CG	-5.05	103.26	107.30
1	lH	41	SER	N-CA-CB	5.05	118.07	110.50
1	lI	119	THR	CA-CB-CG2	-5.05	105.33	112.40
1	lQ	166	ASP	O-C-N	-5.05	114.62	122.70
1	2z	80	TRP	CB-CG-CD2	5.05	133.16	126.60
1	3k	18	ARG	CD-NE-CZ	5.05	130.67	123.60
1	3q	47	ALA	CB-CA-C	5.05	117.67	110.10
1	3A	32	PHE	CD1-CG-CD2	-5.05	111.74	118.30
1	3T	117	TRP	O-C-N	-5.05	114.62	122.70
1	40	48	THR	OG1-CB-CG2	-5.05	98.39	110.00
1	45	133	TRP	CA-CB-CG	5.05	123.29	113.70
1	4s	132	ARG	NH1-CZ-NH2	-5.05	113.84	119.40
1	4t	229	ARG	NE-CZ-NH2	-5.05	117.78	120.30
1	4w	51	ASP	CB-CG-OD1	5.05	122.84	118.30
1	4z	23	TRP	CE3-CZ3-CH2	-5.05	115.64	121.20
1	4H	97	ARG	NH1-CZ-NH2	5.05	124.95	119.40
1	4T	195	ASN	N-CA-CB	5.05	119.69	110.60
1	4U	218	CYS	N-CA-CB	5.05	119.69	110.60
1	5Y	130	TYR	CD1-CE1-CZ	5.05	124.34	119.80
1	6g	45	GLU	CG-CD-OE1	5.05	128.40	118.30
1	6H	149	SER	CB-CA-C	-5.05	100.51	110.10
1	6W	32	PHE	CB-CG-CD2	-5.05	117.27	120.80
1	77	164	TYR	CG-CD1-CE1	-5.05	117.26	121.30

Continued on next page...

Continued from previous page...

Mol	Chain	Res	Type	Atoms	Z	Observed(°)	Ideal(°)
1	7g	223	GLY	N-CA-C	5.05	125.72	113.10
1	7v	161	PHE	CD1-CE1-CZ	5.05	126.16	120.10
1	7Z	180	GLU	O-C-N	-5.05	114.62	122.70
1	8j	219	GLN	C-N-CA	5.05	132.91	122.30
1	8m	173	ARG	CG-CD-NE	-5.05	101.20	111.80
1	8K	96	MET	CG-SD-CE	-5.05	92.12	100.20
1	9v	230	VAL	CA-CB-CG1	-5.05	103.33	110.90
1	9K	166	ASP	N-CA-CB	-5.05	101.51	110.60
1	a8	184	TRP	CD2-CE2-CZ2	-5.05	116.24	122.30
1	a9	203	LYS	N-CA-CB	-5.05	101.51	110.60
1	au	212	GLU	CB-CA-C	-5.05	100.30	110.40
1	aL	215	MET	CG-SD-CE	-5.05	92.12	100.20
1	aR	133	TRP	CB-CG-CD1	5.05	133.56	127.00
1	16	230	VAL	CA-CB-CG1	5.05	118.47	110.90
1	bp	162	ARG	NE-CZ-NH1	5.05	122.83	120.30
1	bw	215	MET	CG-SD-CE	-5.05	92.12	100.20
1	bE	59	VAL	O-C-N	-5.05	114.62	123.20
1	cf	100	ARG	NE-CZ-NH1	5.05	122.83	120.30
1	cg	113	GLU	OE1-CD-OE2	-5.05	117.24	123.30
1	cp	169	TYR	CG-CD1-CE1	-5.05	117.26	121.30
1	cy	36	VAL	O-C-N	-5.05	114.62	122.70
1	d7	226	HIS	O-C-N	-5.05	114.62	122.70
1	1k	119	THR	CA-CB-CG2	-5.05	105.33	112.40
1	dI	142	VAL	CA-CB-CG2	-5.05	103.33	110.90
1	e6	123	PRO	N-CA-CB	5.05	109.36	103.30
1	en	154	ARG	CD-NE-CZ	5.05	130.67	123.60
1	eB	199	LYS	N-CA-CB	5.05	119.69	110.60
1	eL	108	THR	CA-CB-CG2	-5.05	105.33	112.40
1	f5	22	ALA	N-CA-CB	-5.05	103.03	110.10
1	fe	192	GLN	N-CA-CB	-5.05	101.51	110.60
1	fh	114	GLN	CB-CA-C	-5.05	100.30	110.40
1	fj	152	ASP	O-C-N	-5.05	114.62	122.70
1	fA	3	VAL	CA-CB-CG1	5.05	118.47	110.90
1	fB	185	MET	CG-SD-CE	-5.05	92.12	100.20
1	1z	149	SER	N-CA-CB	5.05	118.08	110.50
1	1	169	TYR	N-CA-CB	5.05	119.69	110.60
1	y	69	LEU	N-CA-CB	-5.05	100.30	110.40
1	U	169	TYR	CA-CB-CG	-5.05	103.81	113.40
1	1C	168	PHE	O-C-N	-5.05	114.62	122.70
1	1F	195	ASN	CB-CA-C	5.05	120.50	110.40
1	gW	55	MET	CG-SD-CE	-5.05	92.12	100.20
1	ie	145	TYR	CD1-CG-CD2	-5.05	112.35	117.90

Continued on next page...

Continued from previous page...

Mol	Chain	Res	Type	Atoms	Z	Observed(°)	Ideal(°)
1	jh	31	ALA	N-CA-CB	-5.05	103.03	110.10
1	jk	105	ALA	N-CA-CB	-5.05	103.03	110.10
1	jN	184	TRP	CZ3-CH2-CZ2	5.05	127.66	121.60
1	kr	132	ARG	NE-CZ-NH2	-5.05	117.78	120.30
1	2O	132	ARG	CD-NE-CZ	5.05	130.67	123.60
1	4o	224	PRO	N-CA-CB	5.05	109.36	103.30
1	4w	62	HIS	N-CA-CB	5.05	119.69	110.60
1	4J	173	ARG	NE-CZ-NH1	5.05	122.82	120.30
1	4L	130	TYR	CZ-CE2-CD2	5.05	124.34	119.80
1	5s	197	ASP	CB-CG-OD1	5.05	122.84	118.30
1	6P	154	ARG	NE-CZ-NH2	5.05	122.82	120.30
1	8R	80	TRP	CA-CB-CG	5.05	123.29	113.70
1	9w	18	ARG	CD-NE-CZ	5.05	130.67	123.60
1	Y	59	VAL	CA-CB-CG2	5.05	118.47	110.90
1	a6	133	TRP	CD1-CG-CD2	-5.05	102.26	106.30
1	a7	83	LEU	CB-CG-CD1	5.05	119.58	111.00
1	ac	143	ARG	NE-CZ-NH2	5.05	122.82	120.30
1	ah	208	ALA	CB-CA-C	5.05	117.67	110.10
1	bg	130	TYR	CZ-CE2-CD2	-5.05	115.26	119.80
1	bk	47	ALA	CB-CA-C	5.05	117.67	110.10
1	br	119	THR	O-C-N	-5.05	114.62	122.70
1	bI	143	ARG	CG-CD-NE	-5.05	101.20	111.80
1	cu	83	LEU	O-C-N	5.05	130.78	122.70
1	cR	126	VAL	CA-CB-CG1	-5.05	103.33	110.90
1	ds	171	THR	O-C-N	-5.05	114.62	122.70
1	e7	50	GLN	N-CA-CB	5.05	119.69	110.60
1	ew	77	ALA	O-C-N	-5.05	114.62	122.70
1	eJ	132	ARG	NE-CZ-NH2	-5.05	117.78	120.30
1	1t	205	LEU	C-N-CA	5.05	132.90	122.30
1	f3	17	PRO	N-CA-CB	-5.05	97.05	102.60
1	fJ	195	ASN	CB-CA-C	5.05	120.50	110.40
1	U	82	ARG	NE-CZ-NH1	-5.05	117.78	120.30
1	8	58	THR	CA-CB-CG2	5.05	119.47	112.40
1	gv	44	SER	N-CA-CB	5.05	118.07	110.50
1	gC	124	ILE	N-CA-C	-5.05	97.38	111.00
1	gE	229	ARG	NE-CZ-NH1	5.05	122.82	120.30
1	h8	12	HIS	CB-CA-C	5.05	120.49	110.40
1	h9	82	ARG	NE-CZ-NH1	5.05	122.82	120.30
1	1I	112	GLN	CG-CD-OE1	-5.05	111.51	121.60
1	hC	86	VAL	CA-CB-CG2	-5.05	103.33	110.90
1	hV	132	ARG	CD-NE-CZ	5.05	130.67	123.60
1	ig	105	ALA	N-CA-CB	-5.05	103.03	110.10

Continued on next page...

Continued from previous page...

Mol	Chain	Res	Type	Atoms	Z	Observed(°)	Ideal(°)
1	in	190	LEU	CB-CG-CD2	5.05	119.58	111.00
1	is	141	ILE	CA-C-N	5.05	128.30	117.20
1	iM	169	TYR	CB-CG-CD2	-5.05	117.97	121.00
1	iN	48	THR	O-C-N	-5.05	111.51	121.10
1	j8	81	ASP	CB-CG-OD2	-5.05	113.76	118.30
1	jx	169	TYR	CZ-CE2-CD2	-5.05	115.26	119.80
1	jF	52	LEU	CB-CG-CD2	-5.05	102.42	111.00
1	jP	144	MET	CB-CA-C	-5.05	100.31	110.40
1	kk	215	MET	N-CA-CB	-5.05	101.52	110.60
1	kJ	142	VAL	O-C-N	-5.05	114.63	122.70
1	kZ	173	ARG	NE-CZ-NH1	5.05	122.82	120.30
1	l5	149	SER	N-CA-CB	5.05	118.07	110.50
1	ll	44	SER	O-C-N	-5.05	114.63	122.70
1	2c	9	GLN	CG-CD-OE1	-5.05	111.51	121.60
1	2d	179	GLN	CG-CD-OE1	-5.05	111.51	121.60
1	2n	165	VAL	CG1-CB-CG2	-5.05	102.83	110.90
1	2P	141	ILE	O-C-N	-5.05	114.62	122.70
1	2R	7	GLN	CB-CG-CD	5.05	124.72	111.60
1	2Y	175	GLU	O-C-N	-5.05	114.63	122.70
1	3e	169	TYR	N-CA-CB	5.05	119.68	110.60
1	3y	161	PHE	CB-CG-CD2	5.05	124.33	120.80
1	3W	219	GLN	N-CA-CB	-5.05	101.52	110.60
1	3Z	184	TRP	CB-CG-CD2	5.05	133.16	126.60
1	4n	66	MET	C-N-CA	5.05	134.31	121.70
1	4y	20	LEU	CB-CG-CD2	5.05	119.58	111.00
1	4K	159	GLU	OE1-CD-OE2	-5.05	117.24	123.30
1	53	126	VAL	CG1-CB-CG2	-5.05	102.83	110.90
1	5t	27	VAL	CA-CB-CG2	-5.05	103.33	110.90
1	6e	200	THR	O-C-N	-5.05	114.63	122.70
1	6w	46	GLY	CA-C-N	5.05	128.30	117.20
1	6F	62	HIS	O-C-N	-5.05	114.63	122.70
1	78	96	MET	O-C-N	-5.05	114.63	122.70
1	7r	188	THR	CA-CB-OG1	5.05	119.60	109.00
1	7G	17	PRO	N-CD-CG	5.05	110.77	103.20
1	7N	32	PHE	CB-CG-CD2	5.05	124.33	120.80
1	7O	221	VAL	CA-CB-CG1	-5.05	103.33	110.90
1	8e	224	PRO	N-CA-C	5.05	125.22	112.10
1	8F	108	THR	N-CA-CB	5.05	119.89	110.30
1	9o	190	LEU	CB-CG-CD2	5.05	119.58	111.00
1	9p	84	HIS	N-CA-C	5.05	124.63	111.00
1	9s	121	ASN	N-CA-CB	-5.05	101.52	110.60
1	9K	205	LEU	N-CA-CB	5.05	120.49	110.40

Continued on next page...

Continued from previous page...

Mol	Chain	Res	Type	Atoms	Z	Observed(°)	Ideal(°)
1	a3	25	LYS	CA-CB-CG	5.05	124.50	113.40
1	an	78	ALA	N-CA-CB	5.05	117.16	110.10
1	ar	174	ALA	O-C-N	-5.05	114.63	122.70
1	12	169	TYR	CG-CD1-CE1	-5.05	117.26	121.30
1	aO	81	ASP	CB-CG-OD2	-5.05	113.76	118.30
1	b0	171	THR	N-CA-CB	5.05	119.89	110.30
1	17	14	ALA	N-CA-CB	-5.05	103.04	110.10
1	bs	143	ARG	NE-CZ-NH1	5.05	122.82	120.30
1	bv	175	GLU	O-C-N	-5.05	114.62	122.70
1	bH	221	VAL	CG1-CB-CG2	-5.05	102.83	110.90
1	bO	230	VAL	CG1-CB-CG2	-5.05	102.83	110.90
1	1c	154	ARG	NH1-CZ-NH2	-5.05	113.85	119.40
1	cd	84	HIS	O-C-N	-5.05	111.51	121.10
1	cd	163	ASP	N-CA-CB	-5.05	101.52	110.60
1	cA	114	GLN	CA-CB-CG	5.05	124.50	113.40
1	cB	83	LEU	O-C-N	-5.05	114.62	122.70
1	cG	173	ARG	NE-CZ-NH2	-5.05	117.78	120.30
1	cS	130	TYR	CG-CD1-CE1	-5.05	117.26	121.30
1	cY	153	ILE	CA-CB-CG2	5.05	120.99	110.90
1	d0	14	ALA	C-N-CA	5.05	134.32	121.70
1	d3	133	TRP	CH2-CZ2-CE2	5.05	122.45	117.40
1	df	100	ARG	NH1-CZ-NH2	-5.05	113.85	119.40
1	dQ	51	ASP	CB-CG-OD1	-5.05	113.76	118.30
1	e0	230	VAL	O-C-N	-5.05	114.62	122.70
1	en	58	THR	OG1-CB-CG2	-5.05	98.39	110.00
1	er	132	ARG	NH1-CZ-NH2	-5.05	113.85	119.40
1	eB	153	ILE	CA-CB-CG1	5.05	120.59	111.00
1	eF	226	HIS	CA-CB-CG	-5.05	105.02	113.60
1	eQ	186	THR	CA-CB-CG2	5.05	119.47	112.40
1	eY	174	ALA	N-CA-CB	-5.05	103.03	110.10
1	f0	97	ARG	NE-CZ-NH1	5.05	122.82	120.30
1	1w	71	GLU	OE1-CD-OE2	-5.05	117.25	123.30
1	fB	21	ASN	CB-CA-C	5.05	120.49	110.40
1	1y	26	VAL	O-C-N	5.05	130.78	122.70
1	r	103	ASP	CB-CG-OD1	5.05	122.84	118.30
1	2	164	TYR	CG-CD1-CE1	-5.05	117.26	121.30
1	T	118	MET	N-CA-CB	-5.05	101.52	110.60
1	1D	145	TYR	O-C-N	-5.04	114.63	122.70
1	gX	148	THR	CA-CB-CG2	-5.04	105.34	112.40
1	hk	144	MET	CA-CB-CG	5.04	121.88	113.30
1	i9	23	TRP	CG-CD1-NE1	-5.04	105.06	110.10
1	1P	117	TRP	NE1-CE2-CZ2	-5.04	124.85	130.40

Continued on next page...

Continued from previous page...

Mol	Chain	Res	Type	Atoms	Z	Observed(°)	Ideal(°)
1	iq	95	GLN	O-C-N	-5.04	114.63	122.70
1	is	66	MET	CG-SD-CE	5.04	108.27	100.20
1	k1	70	LYS	CB-CA-C	-5.04	100.31	110.40
1	kE	185	MET	N-CA-CB	5.04	119.68	110.60
1	kI	221	VAL	CB-CA-C	-5.04	101.81	111.40
1	kK	128	GLU	OE1-CD-OE2	-5.04	117.25	123.30
1	26	184	TRP	CB-CA-C	5.04	120.49	110.40
1	le	218	CYS	N-CA-CB	5.04	119.68	110.60
1	34	177	ALA	N-CA-CB	-5.04	103.04	110.10
1	3w	82	ARG	NE-CZ-NH1	5.04	122.82	120.30
1	3O	202	LEU	CB-CG-CD2	5.04	119.58	111.00
1	3R	108	THR	CA-CB-CG2	-5.04	105.34	112.40
1	4S	47	ALA	CB-CA-C	5.04	117.67	110.10
1	5V	27	VAL	O-C-N	-5.04	114.63	122.70
1	6i	30	LYS	CB-CA-C	-5.04	100.31	110.40
1	6t	197	ASP	CA-CB-CG	5.04	124.50	113.40
1	7Q	19	THR	OG1-CB-CG2	-5.04	98.40	110.00
1	8q	212	GLU	OE1-CD-OE2	-5.04	117.25	123.30
1	8J	163	ASP	O-C-N	-5.04	114.63	122.70
1	8K	70	LYS	N-CA-C	5.04	124.62	111.00
1	9k	168	PHE	CZ-CE2-CD2	5.04	126.15	120.10
1	9F	219	GLN	C-N-CA	5.04	132.90	122.30
1	9Y	59	VAL	CA-CB-CG2	-5.04	103.33	110.90
1	a9	61	GLY	C-N-CA	5.04	134.31	121.70
1	bb	86	VAL	CG1-CB-CG2	-5.04	102.83	110.90
1	bA	168	PHE	CB-CG-CD1	-5.04	117.27	120.80
1	cG	41	SER	O-C-N	-5.04	114.63	122.70
1	cK	100	ARG	NE-CZ-NH2	5.04	122.82	120.30
1	dz	23	TRP	CH2-CZ2-CE2	-5.04	112.36	117.40
1	e5	75	GLU	OE1-CD-OE2	-5.04	117.25	123.30
1	ly	37	ILE	CB-CA-C	5.04	121.69	111.60
1	g2	72	THR	N-CA-CB	5.04	119.89	110.30
1	T	10	MET	CG-SD-CE	-5.04	92.13	100.20
1	W	164	TYR	CD1-CE1-CZ	-5.04	115.26	119.80
1	gg	169	TYR	CG-CD1-CE1	5.04	125.33	121.30
1	go	81	ASP	CB-CA-C	5.04	120.49	110.40
1	gp	63	GLN	CB-CA-C	5.04	120.48	110.40
1	gF	22	ALA	N-CA-CB	-5.04	103.04	110.10
1	gM	172	LEU	CB-CG-CD2	5.04	119.57	111.00
1	hd	191	VAL	CA-CB-CG1	-5.04	103.33	110.90
1	he	211	LEU	N-CA-CB	5.04	120.49	110.40
1	hu	133	TRP	CD1-CG-CD2	-5.04	102.27	106.30

Continued on next page...

Continued from previous page...

Mol	Chain	Res	Type	Atoms	Z	Observed(°)	Ideal(°)
1	hD	211	LEU	CB-CG-CD2	5.04	119.58	111.00
1	hF	132	ARG	NH1-CZ-NH2	-5.04	113.85	119.40
1	hL	100	ARG	CG-CD-NE	-5.04	101.21	111.80
1	hL	146	SER	N-CA-CB	5.04	118.06	110.50
1	hZ	171	THR	N-CA-CB	5.04	119.88	110.30
1	i1	227	LYS	O-C-N	-5.04	114.63	122.70
1	i5	23	TRP	O-C-N	-5.04	114.63	122.70
1	iw	128	GLU	CB-CA-C	-5.04	100.31	110.40
1	iH	186	THR	OG1-CB-CG2	-5.04	98.40	110.00
1	1R	58	THR	O-C-N	-5.04	114.63	122.70
1	iR	13	GLN	N-CA-C	-5.04	97.39	111.00
1	jm	197	ASP	CB-CG-OD2	-5.04	113.76	118.30
1	jp	186	THR	N-CA-CB	5.04	119.88	110.30
1	jy	184	TRP	CB-CA-C	5.04	120.48	110.40
1	k0	221	VAL	CA-CB-CG2	-5.04	103.33	110.90
1	k3	161	PHE	CB-CG-CD1	5.04	124.33	120.80
1	kb	149	SER	N-CA-CB	5.04	118.06	110.50
1	21	70	LYS	O-C-N	-5.04	114.63	122.70
1	ku	197	ASP	CB-CG-OD2	-5.04	113.76	118.30
1	kB	192	GLN	N-CA-C	5.04	124.62	111.00
1	kE	133	TRP	CD2-CE2-CZ2	5.04	128.35	122.30
1	lh	167	ARG	NH1-CZ-NH2	-5.04	113.85	119.40
1	28	229	ARG	NH1-CZ-NH2	-5.04	113.85	119.40
1	lB	132	ARG	CG-CD-NE	-5.04	101.21	111.80
1	lH	149	SER	O-C-N	-5.04	114.63	122.70
1	2e	191	VAL	CB-CA-C	-5.04	101.82	111.40
1	2p	224	PRO	N-CA-CB	5.04	109.35	103.30
1	2y	76	GLU	OE1-CD-OE2	-5.04	117.25	123.30
1	2C	88	ALA	N-CA-CB	-5.04	103.04	110.10
1	2H	179	GLN	CB-CA-C	-5.04	100.31	110.40
1	38	80	TRP	CG-CD2-CE3	-5.04	129.36	133.90
1	4a	227	LYS	O-C-N	-5.04	114.63	122.70
1	4k	64	ALA	CB-CA-C	-5.04	102.53	110.10
1	4m	208	ALA	N-CA-CB	-5.04	103.04	110.10
1	4t	148	THR	OG1-CB-CG2	-5.04	98.40	110.00
1	4R	133	TRP	CB-CG-CD1	5.04	133.56	127.00
1	51	59	VAL	O-C-N	-5.04	114.63	123.20
1	5v	117	TRP	CD1-NE1-CE2	5.04	113.54	109.00
1	5x	145	TYR	CB-CA-C	-5.04	100.31	110.40
1	5x	186	THR	O-C-N	-5.04	114.63	122.70
1	5G	165	VAL	CA-C-N	5.04	128.29	117.20
1	67	134	ILE	CA-CB-CG1	-5.04	101.42	111.00

Continued on next page...

Continued from previous page...

Mol	Chain	Res	Type	Atoms	Z	Observed(°)	Ideal(°)
1	6d	204	ALA	O-C-N	-5.04	114.63	122.70
1	6K	172	LEU	CB-CG-CD1	5.04	119.58	111.00
1	6T	32	PHE	CB-CG-CD2	-5.04	117.27	120.80
1	6T	58	THR	CA-CB-CG2	5.04	119.46	112.40
1	77	78	ALA	CB-CA-C	5.04	117.67	110.10
1	7H	80	TRP	CD2-CE2-CZ2	-5.04	116.25	122.30
1	7Y	133	TRP	CE2-CD2-CG	-5.04	103.27	107.30
1	8s	210	THR	CA-CB-CG2	-5.04	105.34	112.40
1	8G	190	LEU	CB-CG-CD1	5.04	119.58	111.00
1	94	2	ILE	O-C-N	-5.04	114.63	122.70
1	9n	19	THR	CA-CB-CG2	5.04	119.46	112.40
1	9A	185	MET	CG-SD-CE	-5.04	92.13	100.20
1	9W	107	THR	CA-CB-CG2	-5.04	105.34	112.40
1	an	208	ALA	O-C-N	-5.04	114.63	122.70
1	aQ	62	HIS	N-CA-CB	5.04	119.68	110.60
1	aT	165	VAL	CA-CB-CG2	-5.04	103.33	110.90
1	aV	133	TRP	CD1-CG-CD2	-5.04	102.26	106.30
1	bL	42	ALA	CB-CA-C	5.04	117.67	110.10
1	cx	110	THR	N-CA-CB	5.04	119.88	110.30
1	da	48	THR	CA-CB-OG1	5.04	119.59	109.00
1	dS	168	PHE	CB-CG-CD2	-5.04	117.27	120.80
1	dV	100	ARG	O-C-N	-5.04	114.63	123.20
1	f8	173	ARG	NE-CZ-NH2	5.04	122.82	120.30
1	ff	177	ALA	N-CA-CB	-5.04	103.04	110.10
1	fO	227	LYS	O-C-N	-5.04	114.63	122.70
1	fX	118	MET	CG-SD-CE	-5.04	92.13	100.20
1	fY	175	GLU	OE1-CD-OE2	-5.04	117.25	123.30
1	g1	169	TYR	CG-CD2-CE2	-5.04	117.27	121.30
1	B	6	LEU	CA-C-O	5.04	130.69	120.10
1	8	130	TYR	CG-CD1-CE1	5.04	125.33	121.30
1	gf	77	ALA	CB-CA-C	5.04	117.66	110.10
1	gz	24	VAL	CA-CB-CG1	5.04	118.46	110.90
1	h1	214	MET	O-C-N	-5.04	114.63	122.70
1	h3	118	MET	CA-CB-CG	5.04	121.87	113.30
1	ha	79	GLU	N-CA-C	5.04	124.61	111.00
1	hg	161	PHE	N-CA-CB	5.04	119.67	110.60
1	hF	185	MET	CG-SD-CE	-5.04	92.13	100.20
1	hU	197	ASP	CB-CG-OD1	5.04	122.84	118.30
1	i3	145	TYR	CB-CG-CD1	5.04	124.03	121.00
1	1R	55	MET	O-C-N	-5.04	114.63	122.70
1	j0	214	MET	CG-SD-CE	-5.04	92.13	100.20
1	jf	74	ASN	O-C-N	-5.04	114.63	122.70

Continued on next page...

Continued from previous page...

Mol	Chain	Res	Type	Atoms	Z	Observed(°)	Ideal(°)
1	jo	194	ALA	CB-CA-C	5.04	117.66	110.10
1	jo	216	THR	N-CA-CB	5.04	119.88	110.30
1	jp	126	VAL	CA-CB-CG1	-5.04	103.34	110.90
1	lZ	169	TYR	CG-CD1-CE1	-5.04	117.27	121.30
1	k1	229	ARG	N-CA-CB	5.04	119.67	110.60
1	k5	79	GLU	O-C-N	-5.04	114.63	122.70
1	ko	111	LEU	O-C-N	-5.04	114.64	122.70
1	22	10	MET	CA-CB-CG	5.04	121.87	113.30
1	22	169	TYR	CA-CB-CG	-5.04	103.82	113.40
1	kC	130	TYR	CD1-CE1-CZ	-5.04	115.26	119.80
1	lh	73	ILE	CA-CB-CG1	5.04	120.58	111.00
1	ll	169	TYR	CD1-CE1-CZ	5.04	124.34	119.80
1	lo	184	TRP	NE1-CE2-CZ2	-5.04	124.86	130.40
1	ls	67	GLN	O-C-N	-5.04	114.63	122.70
1	lE	143	ARG	CD-NE-CZ	-5.04	116.54	123.60
1	36	1	PRO	O-C-N	-5.04	114.64	122.70
1	44	60	GLY	O-C-N	-5.04	114.63	123.20
1	46	96	MET	O-C-N	-5.04	114.63	122.70
1	4e	31	ALA	N-CA-CB	5.04	117.16	110.10
1	4y	9	GLN	C-N-CA	5.04	134.30	121.70
1	4U	200	THR	OG1-CB-CG2	-5.04	98.41	110.00
1	4V	34	PRO	O-C-N	-5.04	114.63	122.70
1	4X	155	GLN	C-N-CA	5.04	132.89	122.30
1	5w	100	ARG	NE-CZ-NH2	5.04	122.82	120.30
1	5y	171	THR	O-C-N	-5.04	114.63	122.70
1	5E	57	ASN	CB-CG-OD1	-5.04	111.52	121.60
1	5E	117	TRP	CH2-CZ2-CE2	5.04	122.44	117.40
1	6D	117	TRP	CH2-CZ2-CE2	5.04	122.44	117.40
1	6T	113	GLU	CA-C-N	-5.04	106.11	117.20
1	6W	40	PHE	CB-CG-CD1	-5.04	117.27	120.80
1	7r	59	VAL	CA-C-N	-5.04	106.12	116.20
1	7C	184	TRP	CZ3-CH2-CZ2	5.04	127.65	121.60
1	7E	168	PHE	CB-CG-CD2	-5.04	117.27	120.80
1	7I	121	ASN	O-C-N	-5.04	111.52	121.10
1	8i	81	ASP	CB-CG-OD1	5.04	122.84	118.30
1	8y	183	ASN	N-CA-CB	-5.04	101.52	110.60
1	8M	97	ARG	NE-CZ-NH1	-5.04	117.78	120.30
1	8N	187	GLU	OE1-CD-OE2	-5.04	117.25	123.30
1	9c	163	ASP	CB-CG-OD2	-5.04	113.76	118.30
1	9E	145	TYR	CB-CG-CD2	-5.04	117.97	121.00
1	b5	1	PRO	N-CD-CG	5.04	110.76	103.20
1	b8	171	THR	CA-CB-CG2	-5.04	105.34	112.40

Continued on next page...

Continued from previous page...

Mol	Chain	Res	Type	Atoms	Z	Observed(°)	Ideal(°)
1	bf	143	ARG	NH1-CZ-NH2	-5.04	113.86	119.40
1	c5	80	TRP	CA-CB-CG	5.04	123.28	113.70
1	cm	191	VAL	CG1-CB-CG2	-5.04	102.83	110.90
1	cr	80	TRP	CE2-CD2-CG	-5.04	103.27	107.30
1	cs	154	ARG	CD-NE-CZ	5.04	130.66	123.60
1	cG	132	ARG	CD-NE-CZ	5.04	130.66	123.60
1	dl	97	ARG	NE-CZ-NH2	-5.04	117.78	120.30
1	dm	179	GLN	O-C-N	-5.04	114.63	122.70
1	dt	138	LEU	O-C-N	-5.04	114.63	122.70
1	du	148	THR	CA-CB-CG2	-5.04	105.34	112.40
1	e3	142	VAL	CA-CB-CG1	5.04	118.46	110.90
1	en	40	PHE	N-CA-CB	-5.04	101.53	110.60
1	eK	60	GLY	C-N-CA	5.04	132.89	122.30
1	eW	143	ARG	CD-NE-CZ	5.04	130.66	123.60
1	f9	143	ARG	NE-CZ-NH2	5.04	122.82	120.30
1	fc	177	ALA	CB-CA-C	-5.04	102.54	110.10
1	fM	116	GLY	O-C-N	-5.04	114.63	122.70
1	fZ	162	ARG	O-C-N	-5.04	114.63	122.70
1	g3	26	VAL	CA-CB-CG1	5.04	118.46	110.90
1	f	76	GLU	N-CA-CB	-5.04	101.53	110.60
1	o	100	ARG	O-C-N	-5.04	114.63	123.20
1	w	75	GLU	CG-CD-OE2	-5.04	108.22	118.30
1	C	117	TRP	CA-C-O	-5.04	109.51	120.10
1	gx	6	LEU	CA-CB-CG	5.04	126.89	115.30
1	gD	173	ARG	CD-NE-CZ	5.04	130.66	123.60
1	gE	143	ARG	NE-CZ-NH1	5.04	122.82	120.30
1	gF	102	SER	O-C-N	-5.04	114.64	122.70
1	hc	112	GLN	O-C-N	-5.04	114.64	122.70
1	hY	218	CYS	O-C-N	-5.04	114.64	122.70
1	i5	204	ALA	CB-CA-C	-5.04	102.54	110.10
1	iT	80	TRP	CD2-CE2-CZ2	-5.04	116.25	122.30
1	j0	58	THR	CB-CA-C	-5.04	97.99	111.60
1	je	78	ALA	N-CA-CB	5.04	117.16	110.10
1	jo	195	ASN	OD1-CG-ND2	5.04	133.49	121.90
1	jv	37	ILE	CA-C-N	5.04	131.21	117.10
1	jO	152	ASP	CB-CG-OD2	-5.04	113.76	118.30
1	kq	145	TYR	CG-CD1-CE1	5.04	125.33	121.30
1	kA	68	MET	CG-SD-CE	-5.04	92.14	100.20
1	l0	80	TRP	NE1-CE2-CD2	-5.04	102.26	107.30
1	2I	189	LEU	O-C-N	-5.04	114.64	122.70
1	2Z	82	ARG	NE-CZ-NH2	5.04	122.82	120.30
1	3H	194	ALA	N-CA-CB	-5.04	103.04	110.10

Continued on next page...

Continued from previous page...

Mol	Chain	Res	Type	Atoms	Z	Observed(°)	Ideal(°)
1	3L	84	HIS	CA-CB-CG	-5.04	105.03	113.60
1	4k	74	ASN	CA-CB-CG	-5.04	102.31	113.40
1	4R	226	HIS	CA-CB-CG	-5.04	105.03	113.60
1	58	93	PRO	C-N-CA	5.04	132.88	122.30
1	5D	164	TYR	CD1-CE1-CZ	-5.04	115.26	119.80
1	5T	169	TYR	CG-CD2-CE2	-5.04	117.27	121.30
1	6P	48	THR	CA-CB-CG2	-5.04	105.34	112.40
1	7d	97	ARG	NE-CZ-NH1	-5.04	117.78	120.30
1	7m	152	ASP	CB-CG-OD2	5.04	122.84	118.30
1	89	126	VAL	CA-CB-CG2	-5.04	103.34	110.90
1	8t	64	ALA	CB-CA-C	5.04	117.66	110.10
1	8B	133	TRP	CB-CG-CD1	5.04	133.55	127.00
1	8E	128	GLU	OE1-CD-OE2	-5.04	117.25	123.30
1	8T	42	ALA	N-CA-CB	-5.04	103.04	110.10
1	94	31	ALA	N-CA-CB	-5.04	103.04	110.10
1	aA	49	PRO	CA-N-CD	-5.04	104.44	111.50
1	bs	82	ARG	NE-CZ-NH1	5.04	122.82	120.30
1	cc	145	TYR	CD1-CG-CD2	5.04	123.44	117.90
1	dn	27	VAL	CA-CB-CG2	-5.04	103.34	110.90
1	eY	65	ALA	N-CA-CB	-5.04	103.04	110.10
1	fl	142	VAL	CA-CB-CG1	5.04	118.46	110.90
1	B	133	TRP	CB-CG-CD2	-5.04	120.05	126.60
1	C	53	ASN	OD1-CG-ND2	5.04	133.49	121.90
1	H	188	THR	O-C-N	5.04	130.76	122.70
1	gw	143	ARG	NH1-CZ-NH2	-5.04	113.86	119.40
1	h0	40	PHE	O-C-N	-5.04	114.64	122.70
1	h1	177	ALA	CB-CA-C	5.04	117.66	110.10
1	hm	58	THR	N-CA-CB	5.04	119.87	110.30
1	hw	80	TRP	CB-CG-CD1	-5.04	120.45	127.00
1	hy	174	ALA	CB-CA-C	-5.04	102.54	110.10
1	1M	88	ALA	N-CA-C	5.04	124.60	111.00
1	i7	76	GLU	OE1-CD-OE2	-5.04	117.25	123.30
1	ih	39	MET	CG-SD-CE	-5.04	92.14	100.20
1	il	49	PRO	N-CA-CB	5.04	109.35	103.30
1	im	176	GLN	N-CA-CB	-5.04	101.53	110.60
1	iv	200	THR	N-CA-CB	5.04	119.87	110.30
1	iG	210	THR	CA-CB-CG2	-5.04	105.35	112.40
1	j8	38	PRO	O-C-N	-5.04	114.64	122.70
1	jb	80	TRP	O-C-N	5.04	130.76	122.70
1	1X	171	THR	CA-CB-CG2	-5.04	105.35	112.40
1	kr	26	VAL	CA-CB-CG1	5.04	118.46	110.90
1	24	228	ALA	N-CA-CB	-5.04	103.05	110.10

Continued on next page...

Continued from previous page...

Mol	Chain	Res	Type	Atoms	Z	Observed(°)	Ideal(°)
1	26	108	THR	CA-CB-CG2	-5.04	105.35	112.40
1	lr	145	TYR	CD1-CE1-CZ	-5.04	115.27	119.80
1	lt	80	TRP	CD2-CE2-CZ2	-5.04	116.25	122.30
1	lA	73	ILE	CA-CB-CG2	-5.04	100.82	110.90
1	lM	10	MET	N-CA-CB	5.04	119.67	110.60
1	lQ	36	VAL	CA-CB-CG2	-5.04	103.34	110.90
1	2j	219	GLN	N-CA-CB	-5.04	101.53	110.60
1	2r	51	ASP	CB-CG-OD2	5.04	122.83	118.30
1	2D	32	PHE	CB-CG-CD1	-5.04	117.27	120.80
1	2Y	146	SER	CA-C-O	-5.04	109.52	120.10
1	3a	34	PRO	N-CD-CG	5.04	110.76	103.20
1	3s	165	VAL	CA-CB-CG1	5.04	118.46	110.90
1	3u	23	TRP	CG-CD1-NE1	-5.04	105.06	110.10
1	44	32	PHE	CB-CG-CD1	-5.04	117.27	120.80
1	4o	66	MET	CG-SD-CE	-5.04	92.14	100.20
1	4H	143	ARG	CD-NE-CZ	5.04	130.66	123.60
1	4O	80	TRP	CG-CD2-CE3	-5.04	129.37	133.90
1	5c	87	HIS	O-C-N	-5.04	114.64	122.70
1	5s	162	ARG	CB-CG-CD	5.04	124.70	111.60
1	5K	50	GLN	N-CA-CB	-5.04	101.53	110.60
1	5R	163	ASP	O-C-N	-5.04	114.64	122.70
1	63	18	ARG	O-C-N	5.04	130.76	122.70
1	7i	81	ASP	CB-CG-OD2	5.04	122.83	118.30
1	7q	167	ARG	CG-CD-NE	-5.04	101.22	111.80
1	7q	224	PRO	C-N-CA	5.04	132.88	122.30
1	7X	151	LEU	CB-CG-CD1	-5.04	102.44	111.00
1	84	32	PHE	CD1-CE1-CZ	-5.04	114.05	120.10
1	8n	48	THR	CA-CB-CG2	-5.04	105.35	112.40
1	8R	99	PRO	N-CA-CB	5.04	109.35	103.30
1	99	164	TYR	CG-CD1-CE1	-5.04	117.27	121.30
1	9g	136	LEU	CB-CG-CD1	5.04	119.56	111.00
1	9q	37	ILE	CA-C-N	5.04	131.21	117.10
1	9y	230	VAL	CA-CB-CG2	-5.04	103.34	110.90
1	9G	133	TRP	CG-CD2-CE3	-5.04	129.36	133.90
1	9P	80	TRP	CB-CG-CD1	-5.04	120.45	127.00
1	9Y	130	TYR	CG-CD2-CE2	-5.04	117.27	121.30
1	af	154	ARG	NH1-CZ-NH2	-5.04	113.86	119.40
1	aK	54	THR	CA-CB-CG2	5.04	119.45	112.40
1	b9	32	PHE	CA-CB-CG	-5.04	101.81	113.90
1	bd	80	TRP	CB-CG-CD2	5.04	133.15	126.60
1	bt	108	THR	CA-CB-CG2	-5.04	105.35	112.40
1	bG	203	LYS	O-C-N	-5.04	114.64	122.70

Continued on next page...

Continued from previous page...

Mol	Chain	Res	Type	Atoms	Z	Observed(°)	Ideal(°)
1	bX	39	MET	CG-SD-CE	-5.04	92.14	100.20
1	c7	167	ARG	NE-CZ-NH2	-5.04	117.78	120.30
1	cr	18	ARG	NE-CZ-NH2	5.04	122.82	120.30
1	cZ	229	ARG	NH1-CZ-NH2	5.04	124.94	119.40
1	d3	40	PHE	CD1-CE1-CZ	5.04	126.15	120.10
1	d9	51	ASP	OD1-CG-OD2	5.04	132.87	123.30
1	1k	159	GLU	OE1-CD-OE2	-5.04	117.25	123.30
1	dE	218	CYS	N-CA-CB	5.04	119.67	110.60
1	dS	27	VAL	O-C-N	-5.04	114.64	122.70
1	e6	143	ARG	NH1-CZ-NH2	5.04	124.94	119.40
1	ex	133	TRP	CB-CG-CD1	5.04	133.55	127.00
1	eE	185	MET	O-C-N	-5.04	114.64	122.70
1	eN	217	ALA	N-CA-CB	5.04	117.16	110.10
1	eR	144	MET	CG-SD-CE	-5.04	92.14	100.20
1	f9	168	PHE	O-C-N	5.04	130.76	122.70
1	fm	50	GLN	CB-CA-C	5.04	120.48	110.40
1	fl	187	GLU	OE1-CD-OE2	-5.04	117.25	123.30
1	fT	66	MET	CG-SD-CE	5.04	108.26	100.20
1	fW	53	ASN	CA-CB-CG	-5.04	102.32	113.40
1	fX	169	TYR	CB-CG-CD1	5.04	124.02	121.00
1	a	64	ALA	N-CA-CB	5.04	117.16	110.10
1	d	45	GLU	OE1-CD-OE2	-5.04	117.25	123.30
1	f	184	TRP	CB-CG-CD1	-5.04	120.45	127.00
1	h	192	GLN	CA-CB-CG	5.04	124.48	113.40
1	E	195	ASN	O-C-N	-5.04	111.53	121.10
1	gw	179	GLN	O-C-N	-5.04	114.64	122.70
1	gZ	150	ILE	O-C-N	-5.04	114.64	122.70
1	hD	192	GLN	O-C-N	-5.04	114.64	122.70
1	hJ	51	ASP	CB-CG-OD2	5.04	122.83	118.30
1	hP	125	PRO	O-C-N	-5.04	114.64	122.70
1	jL	134	ILE	O-C-N	-5.04	114.64	122.70
1	jX	173	ARG	NE-CZ-NH2	-5.04	117.78	120.30
1	kq	66	MET	CB-CA-C	-5.04	100.33	110.40
1	kB	97	ARG	NE-CZ-NH2	-5.04	117.78	120.30
1	kX	37	ILE	N-CA-C	5.04	124.60	111.00
1	lx	108	THR	CA-CB-CG2	-5.04	105.35	112.40
1	lF	168	PHE	CZ-CE2-CD2	-5.04	114.06	120.10
1	2Q	59	VAL	CB-CA-C	-5.04	101.83	111.40
1	3q	76	GLU	N-CA-CB	5.04	119.67	110.60
1	3Q	229	ARG	CD-NE-CZ	5.04	130.65	123.60
1	3Z	209	ALA	N-CA-CB	-5.04	103.05	110.10
1	4k	154	ARG	NE-CZ-NH1	5.04	122.82	120.30

Continued on next page...

Continued from previous page...

Mol	Chain	Res	Type	Atoms	Z	Observed(°)	Ideal(°)
1	5V	119	THR	CA-CB-OG1	5.04	119.58	109.00
1	5V	210	THR	CA-CB-CG2	-5.04	105.35	112.40
1	6d	155	GLN	CA-CB-CG	5.04	124.48	113.40
1	6I	221	VAL	CA-CB-CG1	5.04	118.45	110.90
1	7P	30	LYS	CD-CE-NZ	-5.04	100.11	111.70
1	8Q	20	LEU	CB-CG-CD1	-5.04	102.44	111.00
1	8R	26	VAL	CA-CB-CG2	-5.04	103.34	110.90
1	9I	173	ARG	NH1-CZ-NH2	-5.04	113.86	119.40
1	99	162	ARG	NH1-CZ-NH2	-5.04	113.86	119.40
1	10	70	LYS	CA-CB-CG	5.04	124.48	113.40
1	aA	212	GLU	CG-CD-OE1	5.04	128.38	118.30
1	b4	51	ASP	CB-CG-OD1	-5.04	113.77	118.30
1	bm	63	GLN	CB-CA-C	5.04	120.47	110.40
1	bw	55	MET	CG-SD-CE	-5.04	92.14	100.20
1	bH	111	LEU	O-C-N	-5.04	114.64	122.70
1	c1	210	THR	CA-CB-CG2	-5.04	105.35	112.40
1	cz	152	ASP	CB-CG-OD1	5.04	122.83	118.30
1	cH	103	ASP	CB-CG-OD2	-5.04	113.77	118.30
1	lg	201	ILE	CA-CB-CG2	5.04	120.97	110.90
1	cL	56	LEU	CB-CG-CD1	-5.04	102.44	111.00
1	cU	167	ARG	CG-CD-NE	-5.04	101.22	111.80
1	d9	229	ARG	NE-CZ-NH2	-5.04	117.78	120.30
1	dS	112	GLN	O-C-N	-5.04	114.64	122.70
1	e9	199	LYS	O-C-N	-5.04	114.64	122.70
1	lq	56	LEU	CB-CG-CD2	5.04	119.56	111.00
1	en	130	TYR	CZ-CE2-CD2	5.04	124.33	119.80
1	eK	159	GLU	O-C-N	-5.04	111.53	121.10
1	eW	151	LEU	CB-CG-CD1	5.04	119.56	111.00
1	fQ	23	TRP	CB-CG-CD1	-5.04	120.45	127.00
1	fQ	214	MET	CG-SD-CE	-5.04	92.14	100.20
1	g1	38	PRO	N-CA-C	5.04	125.20	112.10
1	C	26	VAL	CA-CB-CG2	-5.04	103.34	110.90
1	gQ	130	TYR	CB-CG-CD2	-5.04	117.98	121.00
1	gR	6	LEU	CB-CG-CD1	5.04	119.56	111.00
1	gT	106	GLY	C-N-CA	5.04	134.29	121.70
1	1G	172	LEU	N-CA-CB	-5.04	100.33	110.40
1	h0	131	LYS	CA-CB-CG	5.04	124.48	113.40
1	h6	143	ARG	CG-CD-NE	-5.04	101.23	111.80
1	h9	35	GLU	OE1-CD-OE2	-5.04	117.26	123.30
1	ho	74	ASN	CB-CG-OD1	5.04	131.67	121.60
1	hs	17	PRO	N-CA-CB	5.04	109.34	103.30
1	hW	163	ASP	CB-CG-OD1	5.04	122.83	118.30

Continued on next page...

Continued from previous page...

Mol	Chain	Res	Type	Atoms	Z	Observed(°)	Ideal(°)
1	id	100	ARG	NE-CZ-NH1	-5.04	117.78	120.30
1	in	11	VAL	O-C-N	-5.04	114.64	122.70
1	iq	16	SER	CB-CA-C	5.04	119.67	110.10
1	iq	132	ARG	NE-CZ-NH1	5.04	122.82	120.30
1	iz	216	THR	N-CA-CB	5.04	119.87	110.30
1	jg	26	VAL	CA-CB-CG1	5.04	118.45	110.90
1	jt	229	ARG	CA-C-O	5.04	130.68	120.10
1	jC	132	ARG	CD-NE-CZ	5.04	130.65	123.60
1	jJ	188	THR	O-C-N	-5.04	114.64	122.70
1	lt	37	ILE	CA-C-N	5.04	131.20	117.10
1	ly	173	ARG	NH1-CZ-NH2	-5.04	113.86	119.40
1	lF	154	ARG	CG-CD-NE	-5.04	101.23	111.80
1	2B	130	TYR	CB-CG-CD1	5.04	124.02	121.00
1	2J	145	TYR	CB-CG-CD1	-5.04	117.98	121.00
1	3j	163	ASP	N-CA-CB	-5.04	101.53	110.60
1	3F	130	TYR	CD1-CG-CD2	-5.04	112.36	117.90
1	3O	98	GLU	CA-C-N	5.04	131.20	117.10
1	3P	20	LEU	O-C-N	-5.04	114.64	122.70
1	43	24	VAL	CG1-CB-CG2	5.04	118.96	110.90
1	45	117	TRP	CE3-CZ3-CH2	-5.04	115.66	121.20
1	4u	161	PHE	CB-CG-CD2	5.04	124.32	120.80
1	4w	34	PRO	N-CA-CB	5.04	109.34	103.30
1	5n	221	VAL	CA-C-O	5.04	130.68	120.10
1	5E	97	ARG	O-C-N	-5.04	114.64	122.70
1	60	118	MET	CG-SD-CE	-5.04	92.14	100.20
1	6h	1	PRO	CA-N-CD	-5.04	104.45	111.50
1	7n	35	GLU	CA-CB-CG	5.04	124.48	113.40
1	7t	166	ASP	CB-CG-OD2	5.04	122.83	118.30
1	7E	35	GLU	OE1-CD-OE2	-5.04	117.26	123.30
1	7T	181	VAL	CG1-CB-CG2	-5.04	102.84	110.90
1	7W	49	PRO	N-CD-CG	5.04	110.75	103.20
1	8G	188	THR	N-CA-CB	5.04	119.87	110.30
1	8O	162	ARG	NE-CZ-NH1	5.04	122.82	120.30
1	8X	146	SER	CB-CA-C	-5.04	100.53	110.10
1	94	26	VAL	CG1-CB-CG2	-5.04	102.84	110.90
1	9D	23	TRP	CB-CG-CD1	-5.04	120.45	127.00
1	9I	154	ARG	NE-CZ-NH2	5.04	122.82	120.30
1	9T	197	ASP	CB-CG-OD2	-5.04	113.77	118.30
1	al	80	TRP	CB-CA-C	5.04	120.47	110.40
1	an	197	ASP	CB-CG-OD2	-5.04	113.77	118.30
1	aq	230	VAL	CG1-CB-CG2	-5.04	102.84	110.90
1	aB	210	THR	N-CA-CB	5.04	119.87	110.30

Continued on next page...

Continued from previous page...

Mol	Chain	Res	Type	Atoms	Z	Observed(°)	Ideal(°)
1	bc	23	TRP	CD1-CG-CD2	5.04	110.33	106.30
1	bu	72	THR	CA-CB-OG1	5.04	119.58	109.00
1	bR	139	ASN	CB-CG-OD1	-5.04	111.53	121.60
1	c8	192	GLN	CG-CD-OE1	5.04	131.67	121.60
1	ca	215	MET	CG-SD-CE	-5.04	92.14	100.20
1	cb	95	GLN	CB-CA-C	-5.04	100.33	110.40
1	cq	8	GLY	N-CA-C	5.04	125.69	113.10
1	cy	188	THR	CA-CB-CG2	-5.04	105.35	112.40
1	1f	10	MET	CG-SD-CE	-5.04	92.14	100.20
1	cH	145	TYR	CZ-CE2-CD2	5.04	124.33	119.80
1	cK	185	MET	CG-SD-CE	-5.04	92.14	100.20
1	d8	82	ARG	NE-CZ-NH1	5.04	122.82	120.30
1	1j	167	ARG	NH1-CZ-NH2	-5.04	113.86	119.40
1	dt	183	ASN	CA-CB-CG	-5.04	102.32	113.40
1	dV	24	VAL	O-C-N	-5.04	114.64	122.70
1	eK	23	TRP	CE3-CZ3-CH2	-5.04	115.66	121.20
1	eK	167	ARG	CD-NE-CZ	5.04	130.65	123.60
1	f7	116	GLY	O-C-N	-5.04	114.64	122.70
1	fe	126	VAL	CA-CB-CG1	5.04	118.45	110.90
1	fg	50	GLN	CB-CA-C	-5.04	100.33	110.40
1	fh	152	ASP	CB-CG-OD1	-5.04	113.77	118.30
1	fr	9	GLN	O-C-N	-5.04	114.64	122.70
1	fP	103	ASP	CB-CG-OD1	5.04	122.83	118.30
1	g5	221	VAL	C-N-CA	5.04	132.88	122.30
1	e	69	LEU	CB-CG-CD1	5.04	119.56	111.00
1	p	143	ARG	CG-CD-NE	-5.04	101.23	111.80
1	2	117	TRP	CD2-CE3-CZ3	5.04	125.34	118.80
1	u	133	TRP	CD2-CE2-CZ2	-5.04	116.26	122.30
1	C	23	TRP	CE2-CD2-CG	5.04	111.33	107.30
1	K	167	ARG	CB-CG-CD	5.04	124.69	111.60
1	O	65	ALA	O-C-N	-5.04	114.64	122.70
1	1C	202	LEU	CB-CG-CD1	-5.03	102.44	111.00
1	gn	85	PRO	N-CA-CB	5.03	109.34	103.30
1	gt	169	TYR	CG-CD2-CE2	-5.03	117.27	121.30
1	gv	32	PHE	CB-CG-CD1	5.03	124.32	120.80
1	gE	144	MET	CG-SD-CE	5.03	108.25	100.20
1	gQ	98	GLU	CB-CA-C	5.03	120.47	110.40
1	gQ	118	MET	O-C-N	-5.03	114.65	122.70
1	gY	173	ARG	NE-CZ-NH2	5.03	122.82	120.30
1	h4	229	ARG	NE-CZ-NH2	-5.03	117.78	120.30
1	he	166	ASP	N-CA-CB	-5.03	101.54	110.60
1	hm	161	PHE	CD1-CE1-CZ	-5.03	114.06	120.10

Continued on next page...

Continued from previous page...

Mol	Chain	Res	Type	Atoms	Z	Observed(°)	Ideal(°)
1	hy	176	GLN	CG-CD-OE1	-5.03	111.53	121.60
1	hz	216	THR	N-CA-CB	5.03	119.86	110.30
1	hB	173	ARG	O-C-N	-5.03	114.65	122.70
1	hL	185	MET	CG-SD-CE	-5.03	92.15	100.20
1	iz	3	VAL	CA-CB-CG2	-5.03	103.35	110.90
1	iV	32	PHE	CD1-CE1-CZ	-5.03	114.06	120.10
1	j8	215	MET	CG-SD-CE	-5.03	92.15	100.20
1	jj	147	PRO	CA-N-CD	5.03	118.75	111.70
1	jk	221	VAL	CA-CB-CG2	5.03	118.45	110.90
1	jP	166	ASP	CB-CG-OD1	-5.03	113.77	118.30
1	jS	24	VAL	CA-CB-CG2	-5.03	103.35	110.90
1	kp	173	ARG	CG-CD-NE	-5.03	101.23	111.80
1	25	108	THR	CA-CB-OG1	5.03	119.57	109.00
1	lw	167	ARG	NH1-CZ-NH2	-5.03	113.86	119.40
1	lJ	32	PHE	CG-CD1-CE1	-5.03	115.26	120.80
1	2J	23	TRP	CH2-CZ2-CE2	-5.03	112.37	117.40
1	2P	224	PRO	O-C-N	-5.03	114.64	123.20
1	2S	25	LYS	N-CA-CB	-5.03	101.54	110.60
1	3h	23	TRP	N-CA-CB	-5.03	101.54	110.60
1	3C	97	ARG	NE-CZ-NH2	-5.03	117.78	120.30
1	43	204	ALA	CB-CA-C	-5.03	102.55	110.10
1	4b	51	ASP	C-N-CA	5.03	134.28	121.70
1	4d	147	PRO	N-CD-CG	5.03	110.75	103.20
1	4r	170	LYS	N-CA-CB	5.03	119.66	110.60
1	4v	11	VAL	CG1-CB-CG2	-5.03	102.84	110.90
1	5q	176	GLN	CA-C-N	-5.03	106.13	117.20
1	5F	205	LEU	CB-CG-CD2	5.03	119.56	111.00
1	61	51	ASP	CB-CG-OD2	5.03	122.83	118.30
1	69	10	MET	CG-SD-CE	-5.03	92.14	100.20
1	6n	154	ARG	NE-CZ-NH1	5.03	122.82	120.30
1	6r	168	PHE	CG-CD1-CE1	5.03	126.34	120.80
1	6x	136	LEU	CB-CG-CD1	5.03	119.56	111.00
1	6z	204	ALA	O-C-N	-5.03	114.65	122.70
1	6M	175	GLU	O-C-N	-5.03	114.65	122.70
1	6X	109	SER	N-CA-CB	5.03	118.05	110.50
1	6Y	80	TRP	CB-CG-CD1	-5.03	120.46	127.00
1	7H	40	PHE	CB-CG-CD1	-5.03	117.28	120.80
1	7H	125	PRO	O-C-N	-5.03	114.65	122.70
1	7R	103	ASP	CB-CG-OD1	5.03	122.83	118.30
1	7Y	159	GLU	OE1-CD-OE2	-5.03	117.26	123.30
1	7Y	168	PHE	CB-CG-CD2	-5.03	117.28	120.80
1	8g	51	ASP	O-C-N	-5.03	114.65	122.70

Continued on next page...

Continued from previous page...

Mol	Chain	Res	Type	Atoms	Z	Observed(°)	Ideal(°)
1	8m	143	ARG	CB-CA-C	-5.03	100.33	110.40
1	8C	85	PRO	N-CA-CB	-5.03	97.06	102.60
1	8H	216	THR	CA-CB-OG1	5.03	119.57	109.00
1	8P	180	GLU	OE1-CD-OE2	-5.03	117.26	123.30
1	9r	161	PHE	C-N-CA	5.03	134.28	121.70
1	9t	166	ASP	CB-CG-OD1	5.03	122.83	118.30
1	9v	184	TRP	CH2-CZ2-CE2	5.03	122.43	117.40
1	9x	64	ALA	CB-CA-C	5.03	117.65	110.10
1	9K	230	VAL	CA-CB-CG2	5.03	118.45	110.90
1	9M	80	TRP	CD1-CG-CD2	-5.03	102.27	106.30
1	9P	230	VAL	CG1-CB-CG2	-5.03	102.85	110.90
1	a1	35	GLU	OE1-CD-OE2	-5.03	117.26	123.30
1	a7	197	ASP	CB-CG-OD1	5.03	122.83	118.30
1	aV	196	PRO	N-CA-C	5.03	125.19	112.10
1	16	43	LEU	CB-CG-CD2	5.03	119.56	111.00
1	18	191	VAL	CG1-CB-CG2	5.03	118.95	110.90
1	bz	89	GLY	CA-C-O	-5.03	111.54	120.60
1	cc	108	THR	CA-CB-CG2	-5.03	105.35	112.40
1	ck	133	TRP	CB-CG-CD1	5.03	133.54	127.00
1	d5	128	GLU	CA-CB-CG	5.03	124.47	113.40
1	dh	151	LEU	CB-CA-C	-5.03	100.64	110.20
1	dp	16	SER	N-CA-CB	5.03	118.05	110.50
1	ds	164	TYR	CB-CG-CD2	-5.03	117.98	121.00
1	dW	158	LYS	O-C-N	-5.03	114.64	122.70
1	e5	31	ALA	CB-CA-C	5.03	117.65	110.10
1	eD	112	GLN	C-N-CA	5.03	134.28	121.70
1	f4	23	TRP	CG-CD1-NE1	-5.03	105.07	110.10
1	f8	32	PHE	CB-CG-CD2	-5.03	117.28	120.80
1	fh	139	ASN	O-C-N	-5.03	114.65	122.70
1	fk	163	ASP	CB-CG-OD1	-5.03	113.77	118.30
1	fl	230	VAL	CA-CB-CG1	-5.03	103.35	110.90
1	fq	202	LEU	N-CA-CB	-5.03	100.33	110.40
1	fy	33	SER	CB-CA-C	5.03	119.66	110.10
1	fC	108	THR	O-C-N	-5.03	114.65	122.70
1	fC	169	TYR	CG-CD2-CE2	5.03	125.33	121.30
1	fE	119	THR	C-N-CA	5.03	134.28	121.70
1	1A	12	HIS	CB-CA-C	5.03	120.47	110.40
1	0	164	TYR	CZ-CE2-CD2	-5.03	115.27	119.80
1	u	33	SER	CA-C-N	5.03	131.20	117.10
1	i2	19	THR	OG1-CB-CG2	-5.03	98.43	110.00
1	iV	133	TRP	NE1-CE2-CD2	5.03	112.33	107.30
1	jj	108	THR	CA-CB-OG1	5.03	119.57	109.00

Continued on next page...

Continued from previous page...

Mol	Chain	Res	Type	Atoms	Z	Observed(°)	Ideal(°)
1	kv	32	PHE	O-C-N	-5.03	114.65	122.70
1	kP	168	PHE	CB-CG-CD2	-5.03	117.28	120.80
1	kS	219	GLN	N-CA-CB	5.03	119.66	110.60
1	l4	130	TYR	CB-CG-CD2	-5.03	117.98	121.00
1	lc	80	TRP	CH2-CZ2-CE2	-5.03	112.37	117.40
1	lu	231	LEU	CB-CG-CD1	5.03	119.56	111.00
1	3M	221	VAL	CA-CB-CG2	-5.03	103.35	110.90
1	3X	208	ALA	CB-CA-C	5.03	117.65	110.10
1	4H	169	TYR	CB-CG-CD1	-5.03	117.98	121.00
1	5h	18	ARG	CG-CD-NE	-5.03	101.23	111.80
1	6v	167	ARG	O-C-N	-5.03	114.65	122.70
1	6N	231	LEU	CB-CG-CD1	5.03	119.55	111.00
1	6R	152	ASP	CB-CA-C	-5.03	100.33	110.40
1	7y	163	ASP	CB-CA-C	-5.03	100.33	110.40
1	82	37	ILE	CA-C-N	5.03	131.19	117.10
1	8D	145	TYR	CD1-CE1-CZ	-5.03	115.27	119.80
1	8F	217	ALA	O-C-N	-5.03	114.65	122.70
1	8S	133	TRP	O-C-N	-5.03	114.65	122.70
1	9h	131	LYS	N-CA-CB	-5.03	101.54	110.60
1	9k	23	TRP	CE2-CD2-CE3	5.03	124.74	118.70
1	9s	36	VAL	O-C-N	-5.03	114.65	122.70
1	9u	152	ASP	N-CA-CB	-5.03	101.54	110.60
1	9P	26	VAL	CA-CB-CG2	-5.03	103.35	110.90
1	9U	66	MET	CG-SD-CE	-5.03	92.15	100.20
1	a8	184	TRP	N-CA-CB	5.03	119.66	110.60
1	bR	79	GLU	OE1-CD-OE2	-5.03	117.26	123.30
1	cn	172	LEU	CB-CA-C	5.03	119.76	110.20
1	cF	82	ARG	NE-CZ-NH2	-5.03	117.78	120.30
1	lo	167	ARG	NH1-CZ-NH2	-5.03	113.86	119.40
1	ew	117	TRP	CD1-CG-CD2	-5.03	102.27	106.30
1	fE	173	ARG	NH1-CZ-NH2	-5.03	113.86	119.40
1	fG	201	ILE	CA-CB-CG2	5.03	120.96	110.90
1	p	184	TRP	CB-CG-CD1	-5.03	120.46	127.00
1	p	219	GLN	C-N-CA	5.03	132.87	122.30
1	8	205	LEU	CB-CG-CD1	5.03	119.56	111.00
1	1C	145	TYR	CB-CG-CD2	-5.03	117.98	121.00
1	1E	211	LEU	CB-CG-CD2	-5.03	102.45	111.00
1	h4	162	ARG	NH1-CZ-NH2	-5.03	113.87	119.40
1	he	3	VAL	CA-CB-CG1	-5.03	103.35	110.90
1	1I	169	TYR	CB-CG-CD2	5.03	124.02	121.00
1	i7	227	LYS	CA-CB-CG	5.03	124.47	113.40
1	id	51	ASP	CB-CG-OD1	-5.03	113.77	118.30

Continued on next page...

Continued from previous page...

Mol	Chain	Res	Type	Atoms	Z	Observed(°)	Ideal(°)
1	ii	133	TRP	CA-CB-CG	5.03	123.26	113.70
1	iF	68	MET	CG-SD-CE	-5.03	92.15	100.20
1	iP	204	ALA	N-CA-CB	5.03	117.14	110.10
1	iS	31	ALA	O-C-N	-5.03	114.65	122.70
1	j1	214	MET	CG-SD-CE	-5.03	92.15	100.20
1	j3	86	VAL	CA-CB-CG2	-5.03	103.36	110.90
1	j4	96	MET	N-CA-C	5.03	124.58	111.00
1	jj	194	ALA	CB-CA-C	5.03	117.64	110.10
1	jG	143	ARG	N-CA-CB	-5.03	101.54	110.60
1	k1	10	MET	CG-SD-CE	-5.03	92.15	100.20
1	kx	200	THR	CA-CB-CG2	-5.03	105.36	112.40
1	kz	187	GLU	OE1-CD-OE2	-5.03	117.26	123.30
1	25	32	PHE	CD1-CG-CD2	5.03	124.84	118.30
1	lj	47	ALA	N-CA-CB	-5.03	103.06	110.10
1	ls	166	ASP	CB-CG-OD1	5.03	122.83	118.30
1	ly	96	MET	CB-CA-C	5.03	120.46	110.40
1	lC	151	LEU	O-C-N	-5.03	114.65	122.70
1	2b	190	LEU	CB-CG-CD2	-5.03	102.45	111.00
1	2y	169	TYR	CD1-CG-CD2	5.03	123.43	117.90
1	2D	166	ASP	CB-CG-OD2	-5.03	113.77	118.30
1	2J	1	PRO	N-CA-CB	5.03	109.34	103.30
1	3s	175	GLU	OE1-CD-OE2	-5.03	117.26	123.30
1	3y	17	PRO	N-CD-CG	5.03	110.75	103.20
1	3z	88	ALA	CB-CA-C	5.03	117.65	110.10
1	3B	23	TRP	CD1-NE1-CE2	5.03	113.53	109.00
1	3M	19	THR	N-CA-CB	5.03	119.86	110.30
1	3V	149	SER	C-N-CA	5.03	134.28	121.70
1	3W	149	SER	CB-CA-C	5.03	119.66	110.10
1	4g	93	PRO	C-N-CA	5.03	132.87	122.30
1	4i	184	TRP	CG-CD2-CE3	5.03	138.43	133.90
1	4m	23	TRP	CB-CG-CD1	-5.03	120.46	127.00
1	4I	6	LEU	O-C-N	-5.03	114.65	122.70
1	4I	180	GLU	OE1-CD-OE2	-5.03	117.26	123.30
1	5y	145	TYR	CD1-CE1-CZ	-5.03	115.27	119.80
1	6a	27	VAL	CA-CB-CG1	-5.03	103.35	110.90
1	6d	31	ALA	O-C-N	-5.03	114.65	122.70
1	6j	162	ARG	N-CA-CB	5.03	119.66	110.60
1	6A	25	LYS	CA-CB-CG	5.03	124.47	113.40
1	76	97	ARG	N-CA-CB	5.03	119.65	110.60
1	77	155	GLN	O-C-N	-5.03	114.65	123.20
1	7w	173	ARG	NE-CZ-NH2	5.03	122.81	120.30
1	7y	197	ASP	CB-CG-OD1	-5.03	113.77	118.30

Continued on next page...

Continued from previous page...

Mol	Chain	Res	Type	Atoms	Z	Observed(°)	Ideal(°)
1	8x	103	ASP	CB-CG-OD1	5.03	122.83	118.30
1	8z	152	ASP	CB-CG-OD1	5.03	122.83	118.30
1	8K	173	ARG	NH1-CZ-NH2	-5.03	113.87	119.40
1	8P	197	ASP	CB-CG-OD2	5.03	122.83	118.30
1	9o	221	VAL	CA-CB-CG1	5.03	118.45	110.90
1	9A	186	THR	CA-CB-CG2	5.03	119.44	112.40
1	ae	187	GLU	CG-CD-OE1	5.03	128.36	118.30
1	aU	75	GLU	OE1-CD-OE2	-5.03	117.26	123.30
1	aY	32	PHE	CB-CG-CD1	-5.03	117.28	120.80
1	18	186	THR	CA-CB-CG2	-5.03	105.36	112.40
1	cH	40	PHE	CG-CD2-CE2	5.03	126.33	120.80
1	cR	119	THR	CA-CB-CG2	-5.03	105.36	112.40
1	cX	90	PRO	O-C-N	-5.03	114.65	122.70
1	d5	197	ASP	CB-CG-OD1	5.03	122.83	118.30
1	dk	128	GLU	CG-CD-OE2	5.03	128.36	118.30
1	ds	92	GLU	N-CA-C	-5.03	97.42	111.00
1	dx	168	PHE	N-CA-CB	-5.03	101.55	110.60
1	dI	161	PHE	CD1-CE1-CZ	5.03	126.14	120.10
1	dZ	145	TYR	CZ-CE2-CD2	-5.03	115.27	119.80
1	eN	154	ARG	CD-NE-CZ	5.03	130.64	123.60
1	eV	149	SER	N-CA-CB	5.03	118.05	110.50
1	f8	171	THR	N-CA-CB	5.03	119.86	110.30
1	fj	143	ARG	NH1-CZ-NH2	-5.03	113.87	119.40
1	fw	5	ASN	CB-CA-C	5.03	120.46	110.40
1	fy	141	ILE	CA-CB-CG1	5.03	120.56	111.00
1	fA	58	THR	O-C-N	-5.03	114.65	122.70
1	fI	18	ARG	NH1-CZ-NH2	-5.03	113.87	119.40
1	fN	8	GLY	O-C-N	-5.03	114.65	122.70
1	g3	130	TYR	CB-CG-CD2	-5.03	117.98	121.00
1	V	130	TYR	CG-CD1-CE1	-5.03	117.28	121.30
1	9	78	ALA	N-CA-CB	-5.03	103.06	110.10
1	gv	133	TRP	CB-CG-CD1	5.03	133.54	127.00
1	gC	177	ALA	N-CA-CB	5.03	117.14	110.10
1	hM	9	GLN	CB-CA-C	-5.03	100.34	110.40
1	jQ	100	ARG	NE-CZ-NH2	5.03	122.81	120.30
1	k1	162	ARG	NE-CZ-NH2	-5.03	117.78	120.30
1	k4	145	TYR	O-C-N	-5.03	114.65	122.70
1	20	162	ARG	NE-CZ-NH1	5.03	122.81	120.30
1	II	40	PHE	CB-CG-CD2	5.03	124.32	120.80
1	2m	132	ARG	NE-CZ-NH1	5.03	122.81	120.30
1	2N	80	TRP	CH2-CZ2-CE2	5.03	122.43	117.40
1	2V	184	TRP	CB-CG-CD2	5.03	133.14	126.60

Continued on next page...

Continued from previous page...

Mol	Chain	Res	Type	Atoms	Z	Observed(°)	Ideal(°)
1	2W	161	PHE	CB-CG-CD2	-5.03	117.28	120.80
1	3Z	82	ARG	NE-CZ-NH2	5.03	122.81	120.30
1	41	38	PRO	N-CD-CG	5.03	110.74	103.20
1	4d	63	GLN	O-C-N	-5.03	114.65	122.70
1	5D	35	GLU	OE1-CD-OE2	5.03	129.33	123.30
1	6u	150	ILE	O-C-N	-5.03	114.65	122.70
1	75	110	THR	N-CA-CB	5.03	119.86	110.30
1	8N	130	TYR	CB-CG-CD2	-5.03	117.98	121.00
1	9w	133	TRP	CH2-CZ2-CE2	5.03	122.43	117.40
1	1a	23	TRP	CE2-CD2-CG	-5.03	103.28	107.30
1	c2	108	THR	CA-CB-CG2	-5.03	105.36	112.40
1	dA	169	TYR	CG-CD1-CE1	5.03	125.32	121.30
1	eN	142	VAL	CB-CA-C	5.03	120.95	111.40
1	fn	109	SER	O-C-N	-5.03	114.65	122.70
1	fu	130	TYR	CB-CG-CD2	-5.03	117.98	121.00
1	g1	183	ASN	O-C-N	-5.03	114.65	122.70
1	0	219	GLN	C-N-CA	5.03	132.86	122.30
1	gd	164	TYR	CG-CD2-CE2	-5.03	117.28	121.30
1	gn	164	TYR	CZ-CE2-CD2	-5.03	115.28	119.80
1	hc	188	THR	CA-CB-CG2	5.03	119.44	112.40
1	hz	78	ALA	CB-CA-C	5.03	117.64	110.10
1	hF	51	ASP	CB-CG-OD1	5.03	122.83	118.30
1	hM	18	ARG	O-C-N	-5.03	114.66	122.70
1	hZ	80	TRP	O-C-N	-5.03	114.65	122.70
1	iw	190	LEU	O-C-N	-5.03	114.66	122.70
1	iG	204	ALA	N-CA-CB	-5.03	103.06	110.10
1	iH	169	TYR	CG-CD2-CE2	5.03	125.32	121.30
1	jc	184	TRP	NE1-CE2-CZ2	5.03	135.93	130.40
1	ju	27	VAL	O-C-N	-5.03	114.66	122.70
1	jC	24	VAL	C-N-CA	5.03	134.27	121.70
1	jP	161	PHE	CB-CG-CD2	5.03	124.32	120.80
1	kf	205	LEU	CB-CG-CD2	-5.03	102.45	111.00
1	kh	197	ASP	CB-CG-OD2	5.03	122.82	118.30
1	kC	174	ALA	N-CA-CB	-5.03	103.06	110.10
1	kL	81	ASP	CB-CG-OD2	5.03	122.82	118.30
1	l3	40	PHE	CG-CD1-CE1	-5.03	115.27	120.80
1	l3	175	GLU	OE1-CD-OE2	-5.03	117.27	123.30
1	l6	70	LYS	CA-CB-CG	5.03	124.46	113.40
1	l9	10	MET	CG-SD-CE	-5.03	92.16	100.20
1	lv	172	LEU	CB-CG-CD2	-5.03	102.45	111.00
1	ly	64	ALA	CB-CA-C	-5.03	102.56	110.10
1	lA	69	LEU	O-C-N	-5.03	114.66	122.70

Continued on next page...

Continued from previous page...

Mol	Chain	Res	Type	Atoms	Z	Observed(°)	Ideal(°)
1	lQ	74	ASN	O-C-N	-5.03	114.66	122.70
1	2e	133	TRP	CE3-CZ3-CH2	-5.03	115.67	121.20
1	2n	189	LEU	CB-CG-CD1	5.03	119.55	111.00
1	2C	93	PRO	N-CA-CB	5.03	109.33	103.30
1	2L	95	GLN	CG-CD-OE1	5.03	131.66	121.60
1	2O	191	VAL	O-C-N	-5.03	114.66	122.70
1	2V	143	ARG	NE-CZ-NH1	-5.03	117.79	120.30
1	3d	96	MET	N-CA-CB	5.03	119.65	110.60
1	3P	169	TYR	CG-CD1-CE1	-5.03	117.28	121.30
1	3T	9	GLN	CB-CA-C	5.03	120.45	110.40
1	4b	22	ALA	N-CA-CB	-5.03	103.06	110.10
1	4l	68	MET	O-C-N	-5.03	114.66	122.70
1	5a	227	LYS	O-C-N	-5.03	114.66	122.70
1	5f	23	TRP	CB-CG-CD1	-5.03	120.47	127.00
1	5i	188	THR	OG1-CB-CG2	-5.03	98.44	110.00
1	62	32	PHE	CD1-CG-CD2	5.03	124.83	118.30
1	6c	189	LEU	CB-CG-CD2	-5.03	102.45	111.00
1	75	31	ALA	N-CA-CB	5.03	117.14	110.10
1	7n	143	ARG	NH1-CZ-NH2	-5.03	113.87	119.40
1	7B	59	VAL	O-C-N	-5.03	114.65	123.20
1	7K	110	THR	CA-CB-CG2	5.03	119.44	112.40
1	7M	185	MET	CG-SD-CE	-5.03	92.16	100.20
1	7V	152	ASP	CB-CG-OD2	-5.03	113.78	118.30
1	83	109	SER	N-CA-CB	5.03	118.04	110.50
1	87	80	TRP	CB-CG-CD1	-5.03	120.46	127.00
1	8g	163	ASP	CB-CG-OD2	-5.03	113.78	118.30
1	8R	103	ASP	CB-CG-OD2	-5.03	113.77	118.30
1	8W	151	LEU	CB-CG-CD1	5.03	119.55	111.00
1	99	140	LYS	N-CA-CB	5.03	119.65	110.60
1	9c	212	GLU	N-CA-CB	5.03	119.65	110.60
1	9A	11	VAL	CG1-CB-CG2	-5.03	102.86	110.90
1	9G	180	GLU	CG-CD-OE2	5.03	128.36	118.30
1	Y	92	GLU	O-C-N	-5.03	111.55	121.10
1	9U	20	LEU	O-C-N	-5.03	114.66	122.70
1	9W	8	GLY	O-C-N	-5.03	114.66	122.70
1	9Y	175	GLU	O-C-N	-5.03	114.66	122.70
1	a9	59	VAL	C-N-CA	5.03	132.86	122.30
1	ag	186	THR	N-CA-CB	5.03	119.85	110.30
1	au	162	ARG	CB-CG-CD	5.03	124.67	111.60
1	av	44	SER	N-CA-CB	5.03	118.04	110.50
1	b6	159	GLU	CG-CD-OE1	5.03	128.36	118.30
1	18	202	LEU	O-C-N	-5.03	114.66	122.70

Continued on next page...

Continued from previous page...

Mol	Chain	Res	Type	Atoms	Z	Observed(°)	Ideal(°)
1	bs	133	TRP	O-C-N	5.03	130.74	122.70
1	bw	87	HIS	N-CA-CB	5.03	119.65	110.60
1	cr	74	ASN	CA-CB-CG	5.03	124.46	113.40
1	1f	227	LYS	O-C-N	-5.03	114.66	122.70
1	do	117	TRP	CH2-CZ2-CE2	-5.03	112.37	117.40
1	dw	154	ARG	NE-CZ-NH2	5.03	122.81	120.30
1	dB	66	MET	CA-CB-CG	5.03	121.85	113.30
1	1m	167	ARG	O-C-N	-5.03	114.66	122.70
1	eP	119	THR	CA-CB-CG2	-5.03	105.36	112.40
1	f	184	TRP	CE2-CD2-CG	-5.03	103.28	107.30
1	k	189	LEU	CB-CG-CD1	5.03	119.55	111.00
1	m	81	ASP	CB-CG-OD1	-5.03	113.78	118.30
1	t	169	TYR	CB-CG-CD1	-5.03	117.98	121.00
1	X	55	MET	CG-SD-CE	-5.03	92.16	100.20
1	g9	164	TYR	CG-CD1-CE1	-5.03	117.28	121.30
1	gm	27	VAL	CA-CB-CG2	-5.03	103.36	110.90
1	gH	147	PRO	N-CD-CG	5.03	110.74	103.20
1	gQ	36	VAL	CA-CB-CG2	-5.03	103.36	110.90
1	hb	78	ALA	CB-CA-C	5.03	117.64	110.10
1	1I	117	TRP	NE1-CE2-CZ2	-5.03	124.87	130.40
1	hn	130	TYR	CB-CG-CD2	-5.03	117.98	121.00
1	hu	130	TYR	CG-CD2-CE2	5.03	125.32	121.30
1	hy	107	THR	CA-CB-CG2	5.03	119.43	112.40
1	1K	117	TRP	CD1-NE1-CE2	5.03	113.52	109.00
1	hN	11	VAL	O-C-N	-5.03	114.66	122.70
1	hY	147	PRO	N-CA-CB	5.03	109.33	103.30
1	ir	66	MET	CA-CB-CG	5.03	121.84	113.30
1	1X	185	MET	CG-SD-CE	-5.03	92.16	100.20
1	jG	159	GLU	CB-CA-C	-5.03	100.35	110.40
1	jN	100	ARG	NE-CZ-NH2	-5.03	117.79	120.30
1	jN	133	TRP	CD1-NE1-CE2	5.03	113.52	109.00
1	kb	163	ASP	CB-CG-OD1	-5.03	113.78	118.30
1	ku	34	PRO	N-CA-C	5.03	125.16	112.10
1	kz	69	LEU	O-C-N	-5.03	114.66	122.70
1	kM	10	MET	CG-SD-CE	-5.03	92.16	100.20
1	kY	108	THR	CA-CB-CG2	-5.03	105.36	112.40
1	1l	184	TRP	CE3-CZ3-CH2	-5.03	115.67	121.20
1	l5	196	PRO	N-CD-CG	5.03	110.74	103.20
1	lf	22	ALA	N-CA-CB	5.03	117.13	110.10
1	lp	32	PHE	CB-CG-CD1	5.03	124.32	120.80
1	lq	97	ARG	NE-CZ-NH2	-5.03	117.79	120.30
1	lu	73	ILE	O-C-N	-5.03	114.66	122.70

Continued on next page...

Continued from previous page...

Mol	Chain	Res	Type	Atoms	Z	Observed(°)	Ideal(°)
1	lN	51	ASP	CB-CG-OD2	5.03	122.82	118.30
1	2h	229	ARG	NH1-CZ-NH2	-5.03	113.87	119.40
1	2z	133	TRP	CA-CB-CG	5.03	123.25	113.70
1	2C	48	THR	CA-CB-CG2	-5.03	105.36	112.40
1	2T	161	PHE	CD1-CG-CD2	5.03	124.83	118.30
1	33	18	ARG	CD-NE-CZ	5.03	130.63	123.60
1	3l	130	TYR	CA-CB-CG	5.03	122.95	113.40
1	3S	38	PRO	O-C-N	-5.03	114.66	122.70
1	4i	51	ASP	CB-CG-OD1	5.03	122.82	118.30
1	4B	80	TRP	CE2-CD2-CG	-5.03	103.28	107.30
1	4F	166	ASP	CB-CG-OD1	-5.03	113.78	118.30
1	4N	231	LEU	CB-CG-CD2	-5.03	102.46	111.00
1	58	107	THR	CA-CB-CG2	5.03	119.44	112.40
1	5A	157	PRO	N-CA-CB	5.03	109.33	103.30
1	6Q	91	ILE	O-C-N	-5.03	114.66	122.70
1	6R	164	TYR	CB-CA-C	5.03	120.45	110.40
1	73	81	ASP	CB-CG-OD2	5.03	122.82	118.30
1	7d	8	GLY	C-N-CA	5.03	134.26	121.70
1	7m	144	MET	N-CA-CB	5.03	119.65	110.60
1	7J	51	ASP	CB-CA-C	-5.03	100.35	110.40
1	7S	102	SER	N-CA-CB	5.03	118.04	110.50
1	7U	134	ILE	O-C-N	-5.03	114.66	122.70
1	7V	162	ARG	NE-CZ-NH1	5.03	122.81	120.30
1	85	69	LEU	CB-CG-CD2	5.03	119.54	111.00
1	8d	52	LEU	O-C-N	-5.03	114.66	122.70
1	8p	138	LEU	CB-CG-CD1	-5.03	102.45	111.00
1	8J	165	VAL	CB-CA-C	5.03	120.95	111.40
1	8K	23	TRP	CB-CG-CD1	-5.03	120.47	127.00
1	8M	59	VAL	O-C-N	-5.03	114.66	123.20
1	8W	130	TYR	CD1-CG-CD2	5.03	123.43	117.90
1	8X	74	ASN	CB-CG-OD1	-5.03	111.55	121.60
1	8Y	128	GLU	CA-CB-CG	5.03	124.45	113.40
1	96	117	TRP	CD1-CG-CD2	5.03	110.32	106.30
1	9x	164	TYR	CB-CG-CD1	-5.03	117.98	121.00
1	ag	18	ARG	CD-NE-CZ	5.03	130.64	123.60
1	b3	91	ILE	CA-CB-CG1	5.03	120.55	111.00
1	bE	164	TYR	CD1-CE1-CZ	-5.03	115.28	119.80
1	bJ	145	TYR	CZ-CE2-CD2	5.03	124.32	119.80
1	bY	138	LEU	CB-CG-CD1	5.03	119.54	111.00
1	c3	144	MET	CG-SD-CE	-5.03	92.16	100.20
1	c4	155	GLN	CA-CB-CG	5.03	124.45	113.40
1	c8	24	VAL	CA-CB-CG1	-5.03	103.36	110.90

Continued on next page...

Continued from previous page...

Mol	Chain	Res	Type	Atoms	Z	Observed(°)	Ideal(°)
1	cx	192	GLN	N-CA-CB	5.03	119.65	110.60
1	d4	18	ARG	NE-CZ-NH2	-5.03	117.79	120.30
1	dC	200	THR	CA-CB-CG2	-5.03	105.36	112.40
1	dF	58	THR	CA-CB-CG2	-5.03	105.36	112.40
1	e1	173	ARG	NE-CZ-NH1	5.03	122.81	120.30
1	e2	10	MET	N-CA-C	5.03	124.57	111.00
1	lp	187	GLU	OE1-CD-OE2	-5.03	117.27	123.30
1	ei	183	ASN	O-C-N	-5.03	114.66	122.70
1	fx	44	SER	N-CA-CB	5.03	118.04	110.50
1	o	161	PHE	O-C-N	-5.03	114.66	122.70
1	1C	23	TRP	CB-CG-CD2	5.02	133.13	126.60
1	gA	148	THR	CA-CB-CG2	-5.02	105.37	112.40
1	gM	55	MET	CB-CA-C	-5.02	100.35	110.40
1	hp	130	TYR	CB-CG-CD1	-5.02	117.99	121.00
1	hs	129	ILE	CA-CB-CG1	-5.02	101.45	111.00
1	hs	145	TYR	CZ-CE2-CD2	5.02	124.32	119.80
1	hK	35	GLU	OE1-CD-OE2	-5.02	117.27	123.30
1	1R	229	ARG	NH1-CZ-NH2	-5.02	113.87	119.40
1	jA	130	TYR	CB-CG-CD2	5.02	124.02	121.00
1	jB	217	ALA	CB-CA-C	5.02	117.64	110.10
1	jW	143	ARG	NE-CZ-NH2	-5.02	117.79	120.30
1	ko	173	ARG	NE-CZ-NH2	-5.02	117.79	120.30
1	kt	143	ARG	N-CA-CB	-5.02	101.56	110.60
1	22	7	GLN	CB-CA-C	-5.02	100.35	110.40
1	ky	164	TYR	CB-CG-CD1	5.02	124.01	121.00
1	l6	82	ARG	CG-CD-NE	-5.02	101.25	111.80
1	l6	203	LYS	N-CA-C	5.02	124.56	111.00
1	26	97	ARG	CB-CA-C	5.02	120.45	110.40
1	lg	187	GLU	O-C-N	-5.02	114.66	122.70
1	2H	36	VAL	CA-CB-CG2	-5.02	103.36	110.90
1	3b	23	TRP	CD2-CE2-CZ2	5.02	128.33	122.30
1	3g	126	VAL	CA-CB-CG1	5.02	118.44	110.90
1	3o	117	TRP	NE1-CE2-CD2	-5.02	102.28	107.30
1	3x	117	TRP	CE2-CD2-CE3	5.02	124.73	118.70
1	4k	40	PHE	N-CA-CB	5.02	119.64	110.60
1	5F	169	TYR	O-C-N	-5.02	114.66	122.70
1	6F	164	TYR	CB-CG-CD2	5.02	124.01	121.00
1	7h	26	VAL	CA-CB-CG2	-5.02	103.36	110.90
1	8S	226	HIS	N-CA-CB	5.02	119.64	110.60
1	9G	196	PRO	CA-N-CD	-5.02	104.47	111.50
1	af	19	THR	CA-CB-CG2	5.02	119.43	112.40
1	aw	51	ASP	CB-CG-OD2	5.02	122.82	118.30

Continued on next page...

Continued from previous page...

Mol	Chain	Res	Type	Atoms	Z	Observed(°)	Ideal(°)
1	aA	80	TRP	CB-CG-CD2	5.02	133.13	126.60
1	aN	100	ARG	CB-CA-C	5.02	120.45	110.40
1	aT	37	ILE	CA-C-N	5.02	131.17	117.10
1	bm	49	PRO	N-CA-CB	5.02	109.33	103.30
1	bt	96	MET	CG-SD-CE	-5.02	92.16	100.20
1	bJ	145	TYR	CG-CD2-CE2	-5.02	117.28	121.30
1	bT	164	TYR	CB-CG-CD2	5.02	124.01	121.00
1	cc	81	ASP	O-C-N	-5.02	114.66	122.70
1	cD	24	VAL	CA-CB-CG2	-5.02	103.36	110.90
1	dn	159	GLU	OE1-CD-OE2	-5.02	117.27	123.30
1	e6	16	SER	CA-CB-OG	5.02	124.76	111.20
1	eM	184	TRP	CA-CB-CG	5.02	123.25	113.70
1	fz	163	ASP	CB-CG-OD1	5.02	122.82	118.30
1	fR	87	HIS	CA-CB-CG	5.02	122.14	113.60
1	w	117	TRP	CZ3-CH2-CZ2	-5.02	115.57	121.60
1	1C	24	VAL	O-C-N	-5.02	114.66	122.70
1	gt	214	MET	N-CA-CB	-5.02	101.56	110.60
1	gw	39	MET	CG-SD-CE	-5.02	92.16	100.20
1	gE	142	VAL	CA-CB-CG2	5.02	118.43	110.90
1	hm	163	ASP	CB-CA-C	5.02	120.44	110.40
1	1J	113	GLU	OE1-CD-OE2	-5.02	117.27	123.30
1	hK	46	GLY	O-C-N	-5.02	114.67	122.70
1	1M	96	MET	O-C-N	-5.02	114.67	122.70
1	i2	228	ALA	CB-CA-C	-5.02	102.57	110.10
1	1N	143	ARG	NE-CZ-NH1	5.02	122.81	120.30
1	1R	117	TRP	CB-CG-CD2	-5.02	120.07	126.60
1	iL	31	ALA	N-CA-CB	-5.02	103.07	110.10
1	iW	161	PHE	CD1-CG-CD2	5.02	124.83	118.30
1	jb	184	TRP	CE2-CD2-CG	-5.02	103.28	107.30
1	23	148	THR	CA-CB-CG2	-5.02	105.37	112.40
1	kE	97	ARG	NE-CZ-NH2	5.02	122.81	120.30
1	kZ	197	ASP	CB-CG-OD2	5.02	122.82	118.30
1	ln	93	PRO	N-CA-CB	5.02	109.33	103.30
1	ly	173	ARG	NE-CZ-NH2	5.02	122.81	120.30
1	lE	162	ARG	NE-CZ-NH2	5.02	122.81	120.30
1	2c	161	PHE	CB-CG-CD1	5.02	124.31	120.80
1	2H	97	ARG	NE-CZ-NH1	5.02	122.81	120.30
1	3h	80	TRP	CE2-CD2-CG	-5.02	103.28	107.30
1	3x	10	MET	CA-CB-CG	5.02	121.84	113.30
1	3C	164	TYR	CG-CD2-CE2	5.02	125.32	121.30
1	3L	130	TYR	O-C-N	-5.02	114.67	122.70
1	3V	51	ASP	CB-CA-C	-5.02	100.36	110.40

Continued on next page...

Continued from previous page...

Mol	Chain	Res	Type	Atoms	Z	Observed(°)	Ideal(°)
1	3X	6	LEU	CB-CG-CD2	5.02	119.54	111.00
1	43	39	MET	CB-CA-C	5.02	120.45	110.40
1	4J	213	GLU	CG-CD-OE2	5.02	128.35	118.30
1	4Q	100	ARG	O-C-N	-5.02	114.66	123.20
1	4U	166	ASP	CB-CG-OD1	5.02	122.82	118.30
1	5p	27	VAL	CB-CA-C	-5.02	101.86	111.40
1	5E	1	PRO	N-CA-CB	5.02	109.33	103.30
1	5L	11	VAL	CA-CB-CG2	5.02	118.43	110.90
1	5N	43	LEU	CB-CA-C	5.02	119.74	110.20
1	6i	63	GLN	N-CA-CB	5.02	119.64	110.60
1	6l	56	LEU	CB-CG-CD2	5.02	119.54	111.00
1	6t	86	VAL	CA-CB-CG1	5.02	118.43	110.90
1	6J	23	TRP	CD1-CG-CD2	5.02	110.32	106.30
1	83	159	GLU	CA-C-N	5.02	131.16	117.10
1	8p	100	ARG	NH1-CZ-NH2	-5.02	113.87	119.40
1	8y	81	ASP	O-C-N	-5.02	114.66	122.70
1	8M	196	PRO	N-CA-CB	-5.02	97.07	102.60
1	8T	130	TYR	CB-CG-CD1	5.02	124.01	121.00
1	9l	72	THR	O-C-N	-5.02	114.66	122.70
1	9b	134	ILE	O-C-N	-5.02	114.66	122.70
1	9h	176	GLN	O-C-N	-5.02	114.67	122.70
1	9p	132	ARG	NH1-CZ-NH2	-5.02	113.88	119.40
1	9O	81	ASP	CB-CG-OD2	-5.02	113.78	118.30
1	9W	216	THR	CA-CB-CG2	-5.02	105.37	112.40
1	9X	221	VAL	CA-CB-CG1	-5.02	103.37	110.90
1	ae	111	LEU	CB-CG-CD2	-5.02	102.46	111.00
1	az	32	PHE	N-CA-CB	5.02	119.64	110.60
1	bj	182	LYS	CB-CA-C	5.02	120.45	110.40
1	by	228	ALA	O-C-N	-5.02	114.66	122.70
1	bC	81	ASP	CB-CG-OD1	-5.02	113.78	118.30
1	bC	83	LEU	CA-C-O	5.02	130.65	120.10
1	dz	117	TRP	O-C-N	-5.02	114.66	122.70
1	dz	173	ARG	CD-NE-CZ	5.02	130.63	123.60
1	dF	97	ARG	CD-NE-CZ	5.02	130.63	123.60
1	eT	132	ARG	NE-CZ-NH2	-5.02	117.79	120.30
1	fZ	83	LEU	CB-CG-CD1	-5.02	102.46	111.00
1	g4	136	LEU	CB-CG-CD1	5.02	119.54	111.00
1	3	184	TRP	CD2-CE2-CZ2	-5.02	116.27	122.30
1	K	212	GLU	N-CA-CB	5.02	119.64	110.60
1	X	91	ILE	C-N-CA	5.02	134.26	121.70
1	5	124	ILE	CA-C-O	5.02	130.65	120.10
1	8	167	ARG	CA-CB-CG	5.02	124.45	113.40

Continued on next page...

Continued from previous page...

Mol	Chain	Res	Type	Atoms	Z	Observed(°)	Ideal(°)
1	gp	158	LYS	N-CA-CB	5.02	119.64	110.60
1	gS	184	TRP	CD1-CG-CD2	-5.02	102.28	106.30
1	hj	107	THR	O-C-N	-5.02	114.67	122.70
1	hT	210	THR	CA-CB-CG2	-5.02	105.37	112.40
1	j3	97	ARG	NH1-CZ-NH2	-5.02	113.88	119.40
1	jF	117	TRP	CE3-CZ3-CH2	-5.02	115.68	121.20
1	kA	104	ILE	O-C-N	-5.02	114.67	122.70
1	kI	219	GLN	CG-CD-OE1	5.02	131.64	121.60
1	24	165	VAL	CG1-CB-CG2	-5.02	102.87	110.90
1	kQ	145	TYR	CG-CD1-CE1	-5.02	117.28	121.30
1	lj	215	MET	CB-CA-C	5.02	120.44	110.40
1	2a	37	ILE	O-C-N	-5.02	111.56	121.10
1	lO	144	MET	N-CA-CB	5.02	119.64	110.60
1	2r	71	GLU	OE1-CD-OE2	-5.02	117.27	123.30
1	2B	68	MET	O-C-N	-5.02	114.67	122.70
1	3u	24	VAL	CG1-CB-CG2	5.02	118.93	110.90
1	4x	86	VAL	CA-CB-CG2	-5.02	103.37	110.90
1	4T	87	HIS	O-C-N	-5.02	114.67	122.70
1	4Y	12	HIS	ND1-CG-CD2	-5.02	98.97	106.00
1	4Y	124	ILE	CA-CB-CG2	-5.02	100.86	110.90
1	5v	166	ASP	CB-CG-OD2	-5.02	113.78	118.30
1	6o	74	ASN	O-C-N	-5.02	114.67	122.70
1	7l	80	TRP	CA-CB-CG	5.02	123.24	113.70
1	7E	219	GLN	O-C-N	-5.02	114.66	123.20
1	7Z	23	TRP	CB-CG-CD2	-5.02	120.07	126.60
1	87	108	THR	CA-CB-CG2	-5.02	105.37	112.40
1	9x	9	GLN	CG-CD-OE1	5.02	131.64	121.60
1	aa	166	ASP	CB-CG-OD1	5.02	122.82	118.30
1	cH	210	THR	CA-CB-CG2	-5.02	105.37	112.40
1	li	117	TRP	CG-CD2-CE3	-5.02	129.38	133.90
1	du	18	ARG	NE-CZ-NH2	-5.02	117.79	120.30
1	el	148	THR	OG1-CB-CG2	-5.02	98.45	110.00
1	eD	32	PHE	CG-CD1-CE1	5.02	126.32	120.80
1	eU	135	ILE	CB-CA-C	5.02	121.64	111.60
1	eY	225	GLY	O-C-N	-5.02	114.67	122.70
1	fl	169	TYR	CZ-CE2-CD2	5.02	124.32	119.80
1	n	131	LYS	N-CA-CB	-5.02	101.56	110.60
1	4	154	ARG	NH1-CZ-NH2	-5.02	113.88	119.40
1	gq	48	THR	CA-CB-OG1	5.02	119.54	109.00
1	h3	44	SER	O-C-N	-5.02	114.67	122.70
1	h6	49	PRO	N-CA-C	5.02	125.15	112.10
1	h9	221	VAL	CA-CB-CG1	5.02	118.43	110.90

Continued on next page...

Continued from previous page...

Mol	Chain	Res	Type	Atoms	Z	Observed(°)	Ideal(°)
1	hs	32	PHE	CB-CG-CD1	-5.02	117.29	120.80
1	hC	78	ALA	O-C-N	-5.02	114.67	122.70
1	ig	68	MET	CG-SD-CE	-5.02	92.17	100.20
1	iy	143	ARG	NE-CZ-NH1	5.02	122.81	120.30
1	iz	96	MET	O-C-N	-5.02	114.67	122.70
1	iC	11	VAL	CA-CB-CG2	-5.02	103.37	110.90
1	iV	166	ASP	CB-CG-OD2	5.02	122.82	118.30
1	j9	152	ASP	CB-CG-OD2	-5.02	113.78	118.30
1	ji	108	THR	OG1-CB-CG2	-5.02	98.45	110.00
1	jq	6	LEU	O-C-N	-5.02	114.67	122.70
1	jX	130	TYR	CB-CG-CD2	-5.02	117.99	121.00
1	k0	10	MET	CG-SD-CE	-5.02	92.17	100.20
1	k6	48	THR	N-CA-CB	5.02	119.84	110.30
1	ka	97	ARG	NH1-CZ-NH2	-5.02	113.88	119.40
1	kd	45	GLU	O-C-N	-5.02	114.67	123.20
1	kj	21	ASN	CB-CG-ND2	5.02	128.75	116.70
1	kr	157	PRO	N-CA-CB	5.02	109.32	103.30
1	ky	220	GLY	O-C-N	-5.02	114.67	122.70
1	kW	184	TRP	NE1-CE2-CD2	5.02	112.32	107.30
1	2d	112	GLN	CB-CA-C	-5.02	100.36	110.40
1	2K	196	PRO	N-CD-CG	5.02	110.73	103.20
1	37	152	ASP	CB-CG-OD1	5.02	122.82	118.30
1	3c	186	THR	CA-CB-CG2	-5.02	105.37	112.40
1	3d	11	VAL	CA-CB-CG2	5.02	118.43	110.90
1	3S	184	TRP	CD1-CG-CD2	5.02	110.32	106.30
1	3W	133	TRP	CE2-CD2-CG	5.02	111.31	107.30
1	45	208	ALA	O-C-N	-5.02	114.67	122.70
1	4o	145	TYR	CD1-CE1-CZ	5.02	124.32	119.80
1	4X	181	VAL	O-C-N	-5.02	114.67	122.70
1	51	210	THR	CA-CB-CG2	-5.02	105.37	112.40
1	5q	175	GLU	OE1-CD-OE2	-5.02	117.28	123.30
1	5J	132	ARG	NH1-CZ-NH2	5.02	124.92	119.40
1	5L	224	PRO	N-CA-C	5.02	125.15	112.10
1	6m	77	ALA	O-C-N	-5.02	114.67	122.70
1	6G	75	GLU	OE1-CD-OE2	-5.02	117.28	123.30
1	6Q	80	TRP	CG-CD2-CE3	-5.02	129.38	133.90
1	6R	70	LYS	N-CA-CB	5.02	119.63	110.60
1	6W	32	PHE	CB-CG-CD1	5.02	124.31	120.80
1	71	13	GLN	O-C-N	-5.02	114.67	122.70
1	7m	159	GLU	OE1-CD-OE2	-5.02	117.28	123.30
1	7m	208	ALA	N-CA-CB	-5.02	103.07	110.10
1	7E	119	THR	N-CA-CB	5.02	119.84	110.30

Continued on next page...

Continued from previous page...

Mol	Chain	Res	Type	Atoms	Z	Observed(°)	Ideal(°)
1	7F	190	LEU	CB-CG-CD2	5.02	119.53	111.00
1	7M	184	TRP	CD1-NE1-CE2	5.02	113.52	109.00
1	7R	184	TRP	CD1-CG-CD2	5.02	110.31	106.30
1	8I	149	SER	O-C-N	-5.02	114.67	122.70
1	8T	184	TRP	O-C-N	-5.02	114.67	122.70
1	98	150	ILE	CA-CB-CG2	-5.02	100.86	110.90
1	9a	35	GLU	OE1-CD-OE2	-5.02	117.28	123.30
1	9p	27	VAL	O-C-N	-5.02	114.67	122.70
1	9K	82	ARG	NH1-CZ-NH2	-5.02	113.88	119.40
1	a3	119	THR	O-C-N	-5.02	114.67	122.70
1	am	80	TRP	CZ3-CH2-CZ2	-5.02	115.58	121.60
1	ao	113	GLU	CG-CD-OE1	5.02	128.34	118.30
1	12	119	THR	CA-CB-CG2	-5.02	105.37	112.40
1	aQ	229	ARG	NE-CZ-NH2	-5.02	117.79	120.30
1	aZ	120	HIS	N-CA-CB	-5.02	101.56	110.60
1	bl	32	PHE	CZ-CE2-CD2	5.02	126.12	120.10
1	19	155	GLN	CG-CD-OE1	5.02	131.64	121.60
1	bF	178	SER	O-C-N	-5.02	114.67	122.70
1	bU	52	LEU	CA-CB-CG	-5.02	103.76	115.30
1	bU	110	THR	O-C-N	-5.02	114.67	122.70
1	cw	106	GLY	O-C-N	-5.02	114.67	122.70
1	cC	117	TRP	CB-CG-CD2	5.02	133.13	126.60
1	cJ	97	ARG	NH1-CZ-NH2	5.02	124.92	119.40
1	cX	161	PHE	CB-CG-CD2	-5.02	117.29	120.80
1	d2	173	ARG	NH1-CZ-NH2	-5.02	113.88	119.40
1	db	76	GLU	O-C-N	-5.02	114.67	122.70
1	dJ	214	MET	CG-SD-CE	-5.02	92.17	100.20
1	ec	185	MET	CG-SD-CE	-5.02	92.17	100.20
1	el	59	VAL	CA-CB-CG1	-5.02	103.37	110.90
1	eR	229	ARG	NH1-CZ-NH2	-5.02	113.88	119.40
1	eY	172	LEU	O-C-N	-5.02	114.67	122.70
1	f3	117	TRP	CB-CG-CD2	5.02	133.12	126.60
1	f8	188	THR	N-CA-CB	5.02	119.84	110.30
1	fm	39	MET	O-C-N	-5.02	114.67	122.70
1	fH	210	THR	N-CA-CB	5.02	119.84	110.30
1	ga	24	VAL	CG1-CB-CG2	-5.02	102.87	110.90
1	gr	38	PRO	N-CD-CG	5.02	110.73	103.20
1	1D	139	ASN	N-CA-CB	5.02	119.63	110.60
1	gY	5	ASN	CB-CA-C	5.02	120.44	110.40
1	hc	126	VAL	CA-CB-CG1	-5.02	103.37	110.90
1	1I	109	SER	N-CA-CB	5.02	118.03	110.50
1	hG	133	TRP	CD1-NE1-CE2	5.02	113.52	109.00

Continued on next page...

Continued from previous page...

Mol	Chain	Res	Type	Atoms	Z	Observed(°)	Ideal(°)
1	hV	91	ILE	N-CA-CB	5.02	122.34	110.80
1	il	183	ASN	O-C-N	-5.02	114.67	122.70
1	in	95	GLN	CB-CA-C	-5.02	100.37	110.40
1	ir	14	ALA	N-CA-CB	5.02	117.12	110.10
1	iG	181	VAL	CA-CB-CG1	5.02	118.43	110.90
1	j2	69	LEU	O-C-N	-5.02	114.67	122.70
1	j3	164	TYR	CB-CG-CD2	5.02	124.01	121.00
1	jB	10	MET	CG-SD-CE	-5.02	92.17	100.20
1	jC	178	SER	N-CA-CB	5.02	118.03	110.50
1	k2	145	TYR	CG-CD1-CE1	5.02	125.31	121.30
1	k7	51	ASP	N-CA-CB	5.02	119.63	110.60
1	kb	24	VAL	CB-CA-C	-5.02	101.87	111.40
1	kr	216	THR	N-CA-CB	5.02	119.83	110.30
1	ku	161	PHE	CD1-CG-CD2	5.02	124.82	118.30
1	23	161	PHE	CB-CG-CD2	-5.02	117.29	120.80
1	l1	152	ASP	CB-CG-OD2	-5.02	113.78	118.30
1	l8	8	GLY	CA-C-O	5.02	129.63	120.60
1	lg	162	ARG	NE-CZ-NH2	-5.02	117.79	120.30
1	lp	117	TRP	CD1-CG-CD2	5.02	110.31	106.30
1	lG	192	GLN	O-C-N	-5.02	114.67	122.70
1	lR	64	ALA	N-CA-CB	-5.02	103.08	110.10
1	2c	5	ASN	N-CA-CB	5.02	119.63	110.60
1	2d	82	ARG	CB-CG-CD	5.02	124.65	111.60
1	2g	100	ARG	O-C-N	-5.02	114.67	123.20
1	2h	164	TYR	CG-CD1-CE1	-5.02	117.29	121.30
1	2p	184	TRP	CZ3-CH2-CZ2	-5.02	115.58	121.60
1	2y	104	ILE	CA-CB-CG2	5.02	120.94	110.90
1	2I	221	VAL	CA-CB-CG1	5.02	118.42	110.90
1	2P	169	TYR	CB-CG-CD1	-5.02	117.99	121.00
1	3h	41	SER	N-CA-CB	5.02	118.03	110.50
1	3S	24	VAL	CA-CB-CG2	-5.02	103.37	110.90
1	3U	145	TYR	CB-CG-CD1	5.02	124.01	121.00
1	47	55	MET	CG-SD-CE	-5.02	92.17	100.20
1	4i	55	MET	O-C-N	-5.02	114.67	122.70
1	4q	167	ARG	NE-CZ-NH2	-5.02	117.79	120.30
1	4C	51	ASP	CB-CG-OD1	-5.02	113.78	118.30
1	4S	177	ALA	CA-C-O	5.02	130.64	120.10
1	5p	159	GLU	OE1-CD-OE2	-5.02	117.28	123.30
1	5w	168	PHE	CZ-CE2-CD2	-5.02	114.08	120.10
1	5F	131	LYS	CB-CA-C	5.02	120.43	110.40
1	5G	80	TRP	CD1-NE1-CE2	5.02	113.52	109.00
1	5M	133	TRP	CZ3-CH2-CZ2	5.02	127.62	121.60

Continued on next page...

Continued from previous page...

Mol	Chain	Res	Type	Atoms	Z	Observed(°)	Ideal(°)
1	5W	48	THR	CA-CB-OG1	5.02	119.54	109.00
1	62	119	THR	CA-CB-CG2	-5.02	105.38	112.40
1	6E	42	ALA	CB-CA-C	-5.02	102.57	110.10
1	77	229	ARG	CG-CD-NE	-5.02	101.26	111.80
1	78	39	MET	CB-CA-C	-5.02	100.37	110.40
1	78	204	ALA	CB-CA-C	5.02	117.63	110.10
1	7v	227	LYS	O-C-N	-5.02	114.67	122.70
1	7M	98	GLU	CB-CA-C	-5.02	100.36	110.40
1	8t	40	PHE	CB-CG-CD1	-5.02	117.29	120.80
1	8F	2	ILE	O-C-N	-5.02	114.67	122.70
1	8M	110	THR	CA-CB-CG2	5.02	119.42	112.40
1	9H	49	PRO	CA-N-CD	-5.02	104.48	111.50
1	9O	108	THR	O-C-N	-5.02	114.67	122.70
1	Y	34	PRO	CA-C-N	5.02	128.24	117.20
1	9S	82	ARG	N-CA-C	5.02	124.55	111.00
1	9U	18	ARG	NE-CZ-NH2	-5.02	117.79	120.30
1	aA	191	VAL	CG1-CB-CG2	-5.02	102.87	110.90
1	13	42	ALA	O-C-N	-5.02	114.67	122.70
1	bx	148	THR	CA-CB-CG2	-5.02	105.38	112.40
1	by	184	TRP	CD1-CG-CD2	-5.02	102.29	106.30
1	ce	62	HIS	CA-CB-CG	-5.02	105.07	113.60
1	cI	20	LEU	CB-CG-CD2	5.02	119.53	111.00
1	dn	144	MET	CG-SD-CE	-5.02	92.17	100.20
1	dG	96	MET	O-C-N	-5.02	114.67	122.70
1	dI	10	MET	CG-SD-CE	-5.02	92.17	100.20
1	eg	100	ARG	O-C-N	-5.02	114.67	123.20
1	eS	23	TRP	CB-CG-CD2	5.02	133.12	126.60
1	f8	37	ILE	O-C-N	-5.02	111.57	121.10
1	fo	133	TRP	CB-CG-CD2	-5.02	120.08	126.60
1	fq	173	ARG	CG-CD-NE	-5.02	101.27	111.80
1	fw	148	THR	CA-CB-CG2	-5.02	105.38	112.40
1	0	173	ARG	CD-NE-CZ	5.02	130.62	123.60
1	0	227	LYS	O-C-N	-5.02	114.67	122.70
1	d	124	ILE	O-C-N	-5.02	111.57	121.10
1	Q	23	TRP	CB-CG-CD2	5.02	133.12	126.60
1	R	41	SER	O-C-N	-5.02	114.67	122.70
1	hp	170	LYS	N-CA-CB	5.02	119.63	110.60
1	hr	175	GLU	OE1-CD-OE2	-5.02	117.28	123.30
1	i8	132	ARG	NE-CZ-NH2	-5.02	117.79	120.30
1	jg	41	SER	N-CA-CB	-5.02	102.97	110.50
1	jC	87	HIS	C-N-CA	5.02	134.24	121.70
1	kg	110	THR	N-CA-CB	5.02	119.83	110.30

Continued on next page...

Continued from previous page...

Mol	Chain	Res	Type	Atoms	Z	Observed(°)	Ideal(°)
1	km	31	ALA	N-CA-CB	-5.02	103.08	110.10
1	kN	20	LEU	CB-CG-CD1	-5.02	102.47	111.00
1	lz	227	LYS	N-CA-CB	5.02	119.63	110.60
1	lK	230	VAL	CA-CB-CG2	-5.02	103.38	110.90
1	2x	42	ALA	N-CA-CB	5.02	117.12	110.10
1	2B	90	PRO	O-C-N	5.02	130.73	122.70
1	3e	195	ASN	N-CA-CB	-5.02	101.57	110.60
1	3q	132	ARG	NH1-CZ-NH2	-5.02	113.88	119.40
1	3V	118	MET	CG-SD-CE	-5.02	92.17	100.20
1	4j	68	MET	CG-SD-CE	-5.02	92.17	100.20
1	5O	145	TYR	CZ-CE2-CD2	5.02	124.31	119.80
1	6h	173	ARG	NH1-CZ-NH2	5.02	124.92	119.40
1	6y	95	GLN	N-CA-CB	5.02	119.63	110.60
1	7a	130	TYR	CA-CB-CG	5.02	122.93	113.40
1	7G	136	LEU	CB-CG-CD2	-5.02	102.47	111.00
1	7W	80	TRP	CA-CB-CG	5.02	123.23	113.70
1	80	47	ALA	CB-CA-C	-5.02	102.58	110.10
1	87	209	ALA	CA-C-O	5.02	130.63	120.10
1	8J	162	ARG	NE-CZ-NH2	-5.02	117.79	120.30
1	9h	126	VAL	O-C-N	-5.02	114.67	123.20
1	9t	183	ASN	N-CA-CB	-5.02	101.57	110.60
1	9v	164	TYR	N-CA-CB	5.02	119.63	110.60
1	aR	196	PRO	N-CA-CB	-5.02	97.08	102.60
1	ck	221	VAL	CA-CB-CG1	-5.02	103.38	110.90
1	cr	158	LYS	O-C-N	-5.02	114.67	122.70
1	1f	87	HIS	O-C-N	-5.02	114.67	122.70
1	cN	105	ALA	CB-CA-C	-5.02	102.58	110.10
1	1h	55	MET	CA-CB-CG	-5.02	104.77	113.30
1	d3	166	ASP	CB-CG-OD1	-5.02	113.78	118.30
1	dd	80	TRP	CG-CD2-CE3	-5.02	129.39	133.90
1	dG	28	GLU	CA-CB-CG	5.02	124.44	113.40
1	ea	164	TYR	CG-CD2-CE2	-5.02	117.29	121.30
1	ef	4	GLN	CB-CG-CD	5.02	124.64	111.60
1	ej	84	HIS	N-CA-CB	5.02	119.63	110.60
1	eo	18	ARG	NH1-CZ-NH2	-5.02	113.88	119.40
1	fc	73	ILE	O-C-N	-5.02	114.67	122.70
1	fQ	189	LEU	CB-CA-C	5.02	119.73	110.20
1	fY	117	TRP	CD1-NE1-CE2	-5.02	104.48	109.00
1	g2	71	GLU	OE1-CD-OE2	-5.02	117.28	123.30
1	n	77	ALA	N-CA-CB	-5.02	103.08	110.10
1	gn	51	ASP	CB-CG-OD1	5.01	122.81	118.30
1	gp	181	VAL	CA-CB-CG2	-5.01	103.38	110.90

Continued on next page...

Continued from previous page...

Mol	Chain	Res	Type	Atoms	Z	Observed(°)	Ideal(°)
1	1E	145	TYR	CG-CD2-CE2	-5.01	117.29	121.30
1	gI	168	PHE	CB-CG-CD1	-5.01	117.29	120.80
1	gP	151	LEU	CB-CG-CD1	-5.01	102.47	111.00
1	gS	23	TRP	CB-CG-CD2	5.01	133.12	126.60
1	h2	185	MET	CG-SD-CE	-5.01	92.18	100.20
1	hg	73	ILE	O-C-N	-5.01	114.68	122.70
1	hu	70	LYS	N-CA-CB	5.01	119.63	110.60
1	hz	122	PRO	CA-C-N	5.01	131.14	117.10
1	hI	182	LYS	N-CA-CB	-5.01	101.57	110.60
1	ig	154	ARG	CA-CB-CG	5.01	124.43	113.40
1	iu	24	VAL	CG1-CB-CG2	-5.01	102.88	110.90
1	iV	80	TRP	CB-CG-CD2	5.01	133.12	126.60
1	j2	80	TRP	CZ3-CH2-CZ2	-5.01	115.58	121.60
1	j2	171	THR	CA-CB-CG2	-5.01	105.38	112.40
1	jp	78	ALA	N-CA-CB	5.01	117.12	110.10
1	jx	95	GLN	N-CA-CB	-5.01	101.57	110.60
1	kb	100	ARG	CG-CD-NE	-5.01	101.27	111.80
1	ki	130	TYR	CB-CG-CD1	-5.01	117.99	121.00
1	kq	152	ASP	O-C-N	-5.01	114.68	122.70
1	ky	191	VAL	O-C-N	-5.01	114.68	122.70
1	kF	162	ARG	NE-CZ-NH2	-5.01	117.79	120.30
1	kH	197	ASP	CA-CB-CG	-5.01	102.37	113.40
1	l4	79	GLU	OE1-CD-OE2	-5.01	117.28	123.30
1	l8	125	PRO	N-CA-CB	-5.01	97.08	102.60
1	lw	39	MET	O-C-N	-5.01	114.68	122.70
1	lO	166	ASP	CB-CA-C	-5.01	100.37	110.40
1	2h	200	THR	CA-CB-CG2	-5.01	105.38	112.40
1	2o	166	ASP	N-CA-CB	-5.01	101.57	110.60
1	2W	180	GLU	O-C-N	-5.01	114.68	122.70
1	3I	8	GLY	O-C-N	-5.01	114.68	122.70
1	42	23	TRP	CE2-CD2-CG	-5.01	103.29	107.30
1	44	43	LEU	CA-C-O	5.01	130.63	120.10
1	4k	3	VAL	CA-CB-CG1	-5.01	103.38	110.90
1	4u	212	GLU	O-C-N	-5.01	114.68	122.70
1	4A	80	TRP	CE2-CD2-CG	-5.01	103.29	107.30
1	4X	205	LEU	CB-CG-CD1	-5.01	102.47	111.00
1	51	184	TRP	CD1-NE1-CE2	5.01	113.51	109.00
1	5D	20	LEU	O-C-N	-5.01	114.68	122.70
1	5I	166	ASP	CB-CA-C	-5.01	100.37	110.40
1	5R	109	SER	N-CA-CB	5.01	118.02	110.50
1	5Y	118	MET	N-CA-C	5.01	124.54	111.00
1	5Y	169	TYR	CE1-CZ-CE2	5.01	127.82	119.80

Continued on next page...

Continued from previous page...

Mol	Chain	Res	Type	Atoms	Z	Observed(°)	Ideal(°)
1	6A	220	GLY	O-C-N	-5.01	114.68	122.70
1	72	14	ALA	CB-CA-C	-5.01	102.58	110.10
1	7m	158	LYS	O-C-N	-5.01	114.68	122.70
1	7F	112	GLN	CB-CA-C	-5.01	100.37	110.40
1	7N	196	PRO	N-CD-CG	5.01	110.72	103.20
1	86	153	ILE	CA-CB-CG1	5.01	120.53	111.00
1	8a	154	ARG	N-CA-CB	5.01	119.62	110.60
1	8G	77	ALA	CB-CA-C	-5.01	102.58	110.10
1	8S	185	MET	CG-SD-CE	-5.01	92.18	100.20
1	9m	97	ARG	NH1-CZ-NH2	-5.01	113.89	119.40
1	9V	154	ARG	N-CA-CB	5.01	119.63	110.60
1	ab	130	TYR	CB-CG-CD1	-5.01	117.99	121.00
1	ak	145	TYR	O-C-N	-5.01	114.68	122.70
1	l2	142	VAL	CA-CB-CG1	5.01	118.42	110.90
1	aT	97	ARG	CD-NE-CZ	5.01	130.62	123.60
1	bh	16	SER	CB-CA-C	-5.01	100.57	110.10
1	bh	42	ALA	O-C-N	-5.01	114.68	122.70
1	bi	32	PHE	N-CA-CB	5.01	119.63	110.60
1	bl	96	MET	N-CA-CB	-5.01	101.58	110.60
1	19	187	GLU	CA-CB-CG	5.01	124.43	113.40
1	bL	78	ALA	CB-CA-C	-5.01	102.58	110.10
1	1b	155	GLN	CG-CD-OE1	-5.01	111.57	121.60
1	ch	177	ALA	O-C-N	-5.01	114.68	122.70
1	d2	169	TYR	CG-CD1-CE1	-5.01	117.29	121.30
1	li	161	PHE	CB-CG-CD1	5.01	124.31	120.80
1	dd	117	TRP	CZ3-CH2-CZ2	-5.01	115.58	121.60
1	dx	41	SER	N-CA-CB	5.01	118.02	110.50
1	dH	82	ARG	NH1-CZ-NH2	-5.01	113.88	119.40
1	dI	169	TYR	CD1-CE1-CZ	5.01	124.31	119.80
1	dR	203	LYS	O-C-N	-5.01	114.68	122.70
1	e9	80	TRP	CH2-CZ2-CE2	5.01	122.41	117.40
1	eg	53	ASN	C-N-CA	5.01	134.23	121.70
1	1r	168	PHE	CB-CG-CD1	5.01	124.31	120.80
1	eX	4	GLN	CG-CD-OE1	5.01	131.63	121.60
1	fg	197	ASP	CB-CG-OD2	-5.01	113.79	118.30
1	fn	88	ALA	CB-CA-C	-5.01	102.58	110.10
1	fL	117	TRP	O-C-N	-5.01	114.68	122.70
1	fL	212	GLU	N-CA-CB	-5.01	101.58	110.60
1	g0	83	LEU	O-C-N	-5.01	114.68	122.70
1	g7	26	VAL	CA-CB-CG2	-5.01	103.38	110.90
1	e	34	PRO	N-CD-CG	-5.01	95.68	103.20
1	C	135	ILE	O-C-N	-5.01	114.68	122.70

Continued on next page...

Continued from previous page...

Mol	Chain	Res	Type	Atoms	Z	Observed(°)	Ideal(°)
1	gf	158	LYS	O-C-N	-5.01	114.68	122.70
1	hA	136	LEU	O-C-N	-5.01	114.68	123.20
1	hS	59	VAL	C-N-CA	5.01	132.83	122.30
1	if	171	THR	O-C-N	-5.01	114.68	122.70
1	ii	11	VAL	CA-CB-CG1	5.01	118.42	110.90
1	ij	201	ILE	O-C-N	-5.01	114.68	122.70
1	jo	107	THR	N-CA-CB	5.01	119.82	110.30
1	jQ	126	VAL	N-CA-CB	5.01	122.53	111.50
1	k3	27	VAL	CG1-CB-CG2	-5.01	102.88	110.90
1	kx	103	ASP	CB-CG-OD1	5.01	122.81	118.30
1	l0	20	LEU	CB-CG-CD2	-5.01	102.48	111.00
1	l8	167	ARG	NE-CZ-NH1	-5.01	117.79	120.30
1	lF	10	MET	CG-SD-CE	5.01	108.22	100.20
1	2p	18	ARG	NH1-CZ-NH2	-5.01	113.89	119.40
1	3d	133	TRP	CB-CG-CD2	-5.01	120.08	126.60
1	3f	215	MET	CG-SD-CE	-5.01	92.18	100.20
1	4b	208	ALA	N-CA-CB	5.01	117.12	110.10
1	4h	184	TRP	CA-CB-CG	5.01	123.22	113.70
1	5C	54	THR	O-C-N	-5.01	114.68	122.70
1	5W	18	ARG	O-C-N	-5.01	114.68	122.70
1	6x	23	TRP	CB-CG-CD1	-5.01	120.48	127.00
1	6D	12	HIS	CA-CB-CG	5.01	122.12	113.60
1	6P	123	PRO	N-CA-CB	-5.01	97.09	102.60
1	6Z	118	MET	CG-SD-CE	-5.01	92.18	100.20
1	79	19	THR	CA-CB-CG2	-5.01	105.38	112.40
1	8e	216	THR	N-CA-CB	5.01	119.83	110.30
1	8H	145	TYR	CB-CG-CD1	-5.01	117.99	121.00
1	bk	215	MET	CG-SD-CE	-5.01	92.18	100.20
1	bq	76	GLU	OE1-CD-OE2	-5.01	117.28	123.30
1	bv	138	LEU	CB-CG-CD2	5.01	119.52	111.00
1	eq	209	ALA	N-CA-CB	-5.01	103.08	110.10
1	ev	142	VAL	CA-CB-CG2	-5.01	103.38	110.90
1	ew	226	HIS	O-C-N	-5.01	114.68	122.70
1	fR	40	PHE	O-C-N	-5.01	114.68	122.70
1	x	203	LYS	CA-CB-CG	5.01	124.43	113.40
1	9	162	ARG	CA-CB-CG	5.01	124.43	113.40
1	go	152	ASP	CB-CG-OD2	5.01	122.81	118.30
1	lD	145	TYR	CG-CD1-CE1	5.01	125.31	121.30
1	gC	213	GLU	OE1-CD-OE2	-5.01	117.29	123.30
1	h0	208	ALA	O-C-N	-5.01	114.68	122.70
1	h3	132	ARG	NE-CZ-NH2	-5.01	117.79	120.30
1	h7	128	GLU	OE1-CD-OE2	-5.01	117.29	123.30

Continued on next page...

Continued from previous page...

Mol	Chain	Res	Type	Atoms	Z	Observed(°)	Ideal(°)
1	hF	208	ALA	N-CA-CB	-5.01	103.08	110.10
1	1M	113	GLU	OE1-CD-OE2	-5.01	117.29	123.30
1	i7	164	TYR	CB-CG-CD1	-5.01	117.99	121.00
1	ic	20	LEU	N-CA-CB	5.01	120.42	110.40
1	iv	143	ARG	NE-CZ-NH1	-5.01	117.79	120.30
1	iv	168	PHE	CZ-CE2-CD2	-5.01	114.08	120.10
1	iA	107	THR	CA-CB-CG2	-5.01	105.38	112.40
1	iA	183	ASN	O-C-N	-5.01	114.68	122.70
1	jq	194	ALA	N-CA-CB	-5.01	103.08	110.10
1	jw	197	ASP	OD1-CG-OD2	-5.01	113.78	123.30
1	jz	88	ALA	CB-CA-C	5.01	117.62	110.10
1	jE	82	ARG	NH1-CZ-NH2	-5.01	113.89	119.40
1	jS	46	GLY	N-CA-C	5.01	125.63	113.10
1	k1	7	GLN	CB-CA-C	5.01	120.42	110.40
1	kj	23	TRP	CA-CB-CG	5.01	123.22	113.70
1	l7	108	THR	O-C-N	-5.01	114.68	122.70
1	ln	168	PHE	O-C-N	-5.01	114.68	122.70
1	lB	161	PHE	CG-CD2-CE2	-5.01	115.29	120.80
1	lH	117	TRP	CB-CG-CD2	5.01	133.12	126.60
1	2C	210	THR	N-CA-CB	5.01	119.82	110.30
1	2Z	117	TRP	CE3-CZ3-CH2	5.01	126.71	121.20
1	3h	23	TRP	CB-CG-CD1	-5.01	120.48	127.00
1	3i	152	ASP	CB-CG-OD1	5.01	122.81	118.30
1	3I	131	LYS	O-C-N	-5.01	114.68	122.70
1	4f	47	ALA	N-CA-CB	5.01	117.12	110.10
1	4p	39	MET	CG-SD-CE	-5.01	92.18	100.20
1	4N	159	GLU	OE1-CD-OE2	-5.01	117.29	123.30
1	4Y	230	VAL	CA-CB-CG2	-5.01	103.38	110.90
1	5d	26	VAL	CA-CB-CG1	5.01	118.42	110.90
1	5i	177	ALA	O-C-N	-5.01	114.68	122.70
1	5L	108	THR	CA-CB-OG1	5.01	119.52	109.00
1	63	155	GLN	O-C-N	-5.01	114.68	123.20
1	69	145	TYR	CG-CD2-CE2	-5.01	117.29	121.30
1	6b	82	ARG	NE-CZ-NH1	-5.01	117.79	120.30
1	70	147	PRO	C-N-CA	5.01	134.23	121.70
1	77	145	TYR	CD1-CG-CD2	5.01	123.41	117.90
1	7x	215	MET	O-C-N	-5.01	114.68	122.70
1	7K	7	GLN	CG-CD-OE1	-5.01	111.58	121.60
1	8e	161	PHE	CB-CG-CD1	-5.01	117.29	120.80
1	8q	188	THR	CA-CB-CG2	-5.01	105.38	112.40
1	8I	85	PRO	N-CA-CB	-5.01	97.09	102.60
1	8O	49	PRO	N-CA-C	5.01	125.13	112.10

Continued on next page...

Continued from previous page...

Mol	Chain	Res	Type	Atoms	Z	Observed(°)	Ideal(°)
1	8Q	82	ARG	NE-CZ-NH1	5.01	122.81	120.30
1	8T	37	ILE	CB-CA-C	5.01	121.62	111.60
1	8V	34	PRO	CA-C-N	5.01	128.22	117.20
1	9l	97	ARG	O-C-N	-5.01	114.68	122.70
1	9s	36	VAL	CA-CB-CG2	-5.01	103.38	110.90
1	9O	43	LEU	CA-C-O	5.01	130.62	120.10
1	12	5	ASN	CB-CG-OD1	5.01	131.62	121.60
1	aG	165	VAL	CB-CA-C	5.01	120.92	111.40
1	aI	205	LEU	N-CA-CB	5.01	120.42	110.40
1	aM	176	GLN	O-C-N	-5.01	114.68	122.70
1	b1	201	ILE	CA-CB-CG1	-5.01	101.48	111.00
1	b6	145	TYR	CG-CD2-CE2	-5.01	117.29	121.30
1	bn	40	PHE	CB-CG-CD2	5.01	124.31	120.80
1	bw	97	ARG	NE-CZ-NH1	5.01	122.81	120.30
1	bB	184	TRP	CB-CG-CD2	-5.01	120.08	126.60
1	bI	161	PHE	CZ-CE2-CD2	-5.01	114.09	120.10
1	cj	119	THR	N-CA-CB	5.01	119.82	110.30
1	cj	195	ASN	N-CA-CB	5.01	119.62	110.60
1	cH	86	VAL	CG1-CB-CG2	-5.01	102.88	110.90
1	d4	23	TRP	CB-CA-C	5.01	120.42	110.40
1	db	180	GLU	CA-CB-CG	5.01	124.42	113.40
1	dh	35	GLU	CG-CD-OE2	5.01	128.32	118.30
1	1l	12	HIS	CB-CA-C	5.01	120.42	110.40
1	dF	59	VAL	CB-CA-C	-5.01	101.88	111.40
1	dU	190	LEU	CB-CG-CD1	5.01	119.52	111.00
1	e0	16	SER	CB-CA-C	-5.01	100.58	110.10
1	e7	92	GLU	CB-CA-C	5.01	120.42	110.40
1	er	40	PHE	CB-CG-CD2	-5.01	117.29	120.80
1	eC	20	LEU	O-C-N	-5.01	114.68	122.70
1	eH	25	LYS	O-C-N	-5.01	114.68	122.70
1	eS	149	SER	CB-CA-C	5.01	119.62	110.10
1	eZ	148	THR	CA-CB-CG2	-5.01	105.38	112.40
1	z	50	GLN	CB-CA-C	-5.01	100.38	110.40
1	4	176	GLN	CB-CA-C	-5.01	100.38	110.40
1	Q	104	ILE	O-C-N	-5.01	114.68	122.70
1	W	191	VAL	CA-CB-CG2	-5.01	103.38	110.90
1	7	141	ILE	CB-CA-C	5.01	121.62	111.60
1	gm	79	GLU	OE1-CD-OE2	-5.01	117.29	123.30
1	gn	82	ARG	NH1-CZ-NH2	5.01	124.91	119.40
1	gq	92	GLU	OE1-CD-OE2	-5.01	117.29	123.30
1	h3	18	ARG	O-C-N	-5.01	114.69	122.70
1	hf	132	ARG	CB-CG-CD	5.01	124.63	111.60

Continued on next page...

Continued from previous page...

Mol	Chain	Res	Type	Atoms	Z	Observed(°)	Ideal(°)
1	1I	31	ALA	CB-CA-C	5.01	117.61	110.10
1	hm	202	LEU	CB-CG-CD2	5.01	119.52	111.00
1	hF	133	TRP	CD1-NE1-CE2	5.01	113.51	109.00
1	hK	58	THR	CA-CB-CG2	-5.01	105.39	112.40
1	1M	118	MET	CG-SD-CE	-5.01	92.19	100.20
1	i4	150	ILE	CA-CB-CG1	5.01	120.52	111.00
1	iu	230	VAL	CB-CA-C	-5.01	101.88	111.40
1	ix	231	LEU	CB-CA-C	-5.01	100.68	110.20
1	iL	188	THR	CA-CB-CG2	-5.01	105.39	112.40
1	j8	100	ARG	CD-NE-CZ	5.01	130.61	123.60
1	jq	49	PRO	CB-CA-C	5.01	124.52	112.00
1	jt	81	ASP	CB-CG-OD2	-5.01	113.79	118.30
1	1Y	194	ALA	O-C-N	-5.01	114.69	122.70
1	1Y	200	THR	OG1-CB-CG2	-5.01	98.48	110.00
1	jR	91	ILE	CA-CB-CG1	5.01	120.52	111.00
1	jW	92	GLU	CB-CA-C	-5.01	100.38	110.40
1	k1	164	TYR	CB-CG-CD2	-5.01	117.99	121.00
1	ki	166	ASP	CB-CG-OD1	-5.01	113.79	118.30
1	lK	32	PHE	CB-CG-CD1	-5.01	117.29	120.80
1	2b	132	ARG	CD-NE-CZ	5.01	130.61	123.60
1	2k	5	ASN	CB-CG-OD1	5.01	131.62	121.60
1	2E	100	ARG	O-C-N	-5.01	114.68	123.20
1	2J	9	GLN	N-CA-CB	5.01	119.62	110.60
1	3u	143	ARG	NE-CZ-NH2	-5.01	117.80	120.30
1	3K	88	ALA	C-N-CA	5.01	132.82	122.30
1	4m	29	GLU	O-C-N	-5.01	114.68	122.70
1	50	216	THR	N-CA-CB	5.01	119.82	110.30
1	5u	79	GLU	OE1-CD-OE2	5.01	129.31	123.30
1	5E	55	MET	CG-SD-CE	-5.01	92.18	100.20
1	5G	25	LYS	O-C-N	-5.01	114.69	122.70
1	5U	23	TRP	CB-CG-CD1	-5.01	120.49	127.00
1	6c	152	ASP	O-C-N	-5.01	114.69	122.70
1	6t	168	PHE	O-C-N	-5.01	114.69	122.70
1	6C	93	PRO	N-CA-CB	5.01	109.31	103.30
1	6J	224	PRO	N-CA-CB	-5.01	97.09	102.60
1	6M	132	ARG	NE-CZ-NH1	5.01	122.80	120.30
1	6W	26	VAL	CA-CB-CG2	-5.01	103.38	110.90
1	71	75	GLU	O-C-N	-5.01	114.68	122.70
1	72	100	ARG	NE-CZ-NH2	-5.01	117.80	120.30
1	7f	26	VAL	O-C-N	-5.01	114.68	122.70
1	7i	26	VAL	CA-CB-CG1	5.01	118.41	110.90
1	80	217	ALA	N-CA-C	5.01	124.52	111.00

Continued on next page...

Continued from previous page...

Mol	Chain	Res	Type	Atoms	Z	Observed(°)	Ideal(°)
1	8F	65	ALA	O-C-N	-5.01	114.69	122.70
1	8W	217	ALA	N-CA-C	5.01	124.52	111.00
1	8Z	145	TYR	CB-CG-CD1	5.01	124.01	121.00
1	95	197	ASP	CB-CG-OD2	-5.01	113.79	118.30
1	9t	230	VAL	CG1-CB-CG2	-5.01	102.89	110.90
1	9y	133	TRP	CH2-CZ2-CE2	5.01	122.41	117.40
1	9D	67	GLN	O-C-N	-5.01	114.69	122.70
1	9D	191	VAL	CA-CB-CG2	-5.01	103.39	110.90
1	9E	113	GLU	O-C-N	-5.01	114.69	122.70
1	9T	230	VAL	CA-CB-CG2	-5.01	103.39	110.90
1	am	147	PRO	N-CA-CB	-5.01	97.09	102.60
1	aw	204	ALA	N-CA-CB	-5.01	103.09	110.10
1	aA	132	ARG	O-C-N	-5.01	114.68	122.70
1	aF	82	ARG	NE-CZ-NH2	-5.01	117.80	120.30
1	aN	68	MET	N-CA-CB	5.01	119.62	110.60
1	14	216	THR	CA-CB-CG2	-5.01	105.39	112.40
1	b0	166	ASP	N-CA-CB	-5.01	101.58	110.60
1	be	79	GLU	OE1-CD-OE2	-5.01	117.29	123.30
1	bi	217	ALA	N-CA-CB	5.01	117.11	110.10
1	cm	144	MET	CA-CB-CG	5.01	121.82	113.30
1	d2	117	TRP	CH2-CZ2-CE2	5.01	122.41	117.40
1	da	50	GLN	O-C-N	-5.01	114.69	122.70
1	dW	133	TRP	CB-CG-CD1	5.01	133.51	127.00
1	ec	18	ARG	NH1-CZ-NH2	-5.01	113.89	119.40
1	en	211	LEU	CB-CG-CD1	5.01	119.52	111.00
1	ep	173	ARG	NH1-CZ-NH2	-5.01	113.89	119.40
1	et	67	GLN	CB-CG-CD	5.01	124.62	111.60
1	1r	110	THR	N-CA-CB	5.01	119.82	110.30
1	eG	173	ARG	NE-CZ-NH2	-5.01	117.80	120.30
1	1t	117	TRP	CD1-NE1-CE2	5.01	113.51	109.00
1	f9	171	THR	CA-CB-CG2	-5.01	105.39	112.40
1	fj	6	LEU	CB-CG-CD1	-5.01	102.48	111.00
1	fy	7	GLN	CG-CD-OE1	-5.01	111.58	121.60
1	b	168	PHE	CB-CG-CD2	-5.01	117.29	120.80
1	g	115	ILE	CB-CA-C	5.01	121.62	111.60
1	gA	167	ARG	CG-CD-NE	-5.01	101.28	111.80
1	gO	117	TRP	CE3-CZ3-CH2	-5.01	115.69	121.20
1	gR	35	GLU	OE1-CD-OE2	-5.01	117.29	123.30
1	1G	22	ALA	N-CA-CB	-5.01	103.09	110.10
1	hf	164	TYR	CG-CD1-CE1	-5.01	117.29	121.30
1	hR	176	GLN	CB-CA-C	5.01	120.42	110.40
1	hY	162	ARG	NH1-CZ-NH2	-5.01	113.89	119.40

Continued on next page...

Continued from previous page...

Mol	Chain	Res	Type	Atoms	Z	Observed(°)	Ideal(°)
1	iV	100	ARG	O-C-N	-5.01	114.69	123.20
1	j9	165	VAL	CG1-CB-CG2	-5.01	102.89	110.90
1	1Y	184	TRP	CZ3-CH2-CZ2	-5.01	115.59	121.60
1	kg	164	TYR	CB-CG-CD2	5.01	124.00	121.00
1	lq	61	GLY	O-C-N	-5.01	114.69	122.70
1	lv	92	GLU	N-CA-C	5.01	124.52	111.00
1	lN	110	THR	CA-CB-CG2	-5.01	105.39	112.40
1	2F	103	ASP	CB-CA-C	-5.01	100.38	110.40
1	3T	145	TYR	CG-CD1-CE1	-5.01	117.29	121.30
1	4s	164	TYR	CB-CG-CD1	-5.01	118.00	121.00
1	60	44	SER	N-CA-CB	5.01	118.01	110.50
1	6l	80	TRP	CG-CD2-CE3	5.01	138.41	133.90
1	6z	217	ALA	N-CA-CB	-5.01	103.09	110.10
1	7p	172	LEU	CB-CG-CD1	-5.01	102.49	111.00
1	7u	145	TYR	CB-CG-CD1	5.01	124.00	121.00
1	7P	82	ARG	CD-NE-CZ	5.01	130.61	123.60
1	8g	188	THR	CA-CB-CG2	5.01	119.41	112.40
1	8n	164	TYR	CZ-CE2-CD2	5.01	124.31	119.80
1	8V	27	VAL	CG1-CB-CG2	-5.01	102.89	110.90
1	9d	182	LYS	O-C-N	-5.01	114.69	122.70
1	ax	117	TRP	NE1-CE2-CD2	5.01	112.31	107.30
1	bT	161	PHE	CB-CA-C	5.01	120.42	110.40
1	1c	93	PRO	C-N-CA	5.01	132.82	122.30
1	1d	18	ARG	NE-CZ-NH1	-5.01	117.80	120.30
1	cr	132	ARG	CB-CA-C	5.01	120.42	110.40
1	cT	177	ALA	O-C-N	-5.01	114.69	122.70
1	dB	113	GLU	CB-CA-C	-5.01	100.38	110.40
1	dI	150	ILE	O-C-N	-5.01	114.69	122.70
1	fQ	47	ALA	CB-CA-C	-5.01	102.59	110.10
1	i	51	ASP	CA-CB-CG	-5.01	102.38	113.40
1	r	81	ASP	CB-CG-OD1	-5.01	113.79	118.30
1	G	118	MET	CG-SD-CE	-5.01	92.19	100.20
1	T	27	VAL	CA-CB-CG1	5.01	118.41	110.90
1	gC	142	VAL	CB-CA-C	5.01	120.91	111.40
1	h1	161	PHE	CB-CG-CD2	-5.01	117.30	120.80
1	hh	68	MET	CG-SD-CE	-5.01	92.19	100.20
1	hi	144	MET	CG-SD-CE	-5.01	92.19	100.20
1	hG	117	TRP	N-CA-CB	5.01	119.61	110.60
1	hL	62	HIS	N-CA-CB	5.01	119.61	110.60
1	hT	173	ARG	NE-CZ-NH2	-5.01	117.80	120.30
1	i4	143	ARG	NE-CZ-NH2	-5.01	117.80	120.30
1	1R	221	VAL	N-CA-CB	5.01	122.52	111.50

Continued on next page...

Continued from previous page...

Mol	Chain	Res	Type	Atoms	Z	Observed(°)	Ideal(°)
1	iI	150	ILE	N-CA-C	5.01	124.52	111.00
1	iT	197	ASP	CB-CG-OD2	5.01	122.81	118.30
1	j9	122	PRO	N-CD-CG	5.01	110.71	103.20
1	kc	19	THR	N-CA-CB	5.01	119.81	110.30
1	kf	212	GLU	OE1-CD-OE2	-5.01	117.29	123.30
1	kp	75	GLU	OE1-CD-OE2	-5.01	117.29	123.30
1	kR	166	ASP	N-CA-CB	-5.01	101.59	110.60
1	kT	82	ARG	NH1-CZ-NH2	-5.01	113.89	119.40
1	l2	150	ILE	O-C-N	-5.01	114.69	122.70
1	l2	201	ILE	O-C-N	-5.01	114.69	122.70
1	lg	222	GLY	CA-C-O	5.01	129.61	120.60
1	lA	16	SER	CA-C-O	-5.01	109.59	120.10
1	2i	53	ASN	CB-CA-C	-5.01	100.39	110.40
1	2k	68	MET	CB-CA-C	-5.01	100.39	110.40
1	2w	82	ARG	CA-CB-CG	5.01	124.42	113.40
1	2z	5	ASN	N-CA-CB	-5.01	101.59	110.60
1	2I	145	TYR	CB-CG-CD1	5.01	124.00	121.00
1	2J	145	TYR	CD1-CE1-CZ	5.01	124.31	119.80
1	2P	134	ILE	CB-CA-C	-5.01	101.59	111.60
1	2T	181	VAL	CG1-CB-CG2	-5.01	102.89	110.90
1	3v	23	TRP	CE2-CD2-CG	5.01	111.31	107.30
1	3v	41	SER	N-CA-CB	5.01	118.01	110.50
1	3A	198	CYS	N-CA-CB	5.01	119.61	110.60
1	3I	154	ARG	CD-NE-CZ	-5.01	116.59	123.60
1	4P	109	SER	N-CA-CB	5.01	118.01	110.50
1	58	107	THR	N-CA-C	5.01	124.52	111.00
1	5f	103	ASP	CB-CG-OD1	-5.01	113.79	118.30
1	65	215	MET	N-CA-CB	5.01	119.61	110.60
1	6m	140	LYS	O-C-N	-5.01	114.69	122.70
1	6n	7	GLN	N-CA-CB	5.01	119.61	110.60
1	6E	19	THR	CA-CB-CG2	-5.01	105.39	112.40
1	6R	23	TRP	CD1-CG-CD2	5.01	110.31	106.30
1	6R	146	SER	N-CA-CB	5.01	118.01	110.50
1	7v	166	ASP	CB-CA-C	5.01	120.42	110.40
1	7H	199	LYS	N-CA-CB	-5.01	101.59	110.60
1	82	12	HIS	CA-CB-CG	5.01	122.11	113.60
1	8A	59	VAL	CA-CB-CG1	5.01	118.41	110.90
1	8O	134	ILE	O-C-N	-5.01	114.69	122.70
1	8Y	229	ARG	N-CA-C	5.01	124.52	111.00
1	95	133	TRP	CB-CG-CD2	-5.01	120.09	126.60
1	96	117	TRP	CH2-CZ2-CE2	5.01	122.41	117.40
1	9S	103	ASP	CB-CG-OD1	-5.01	113.79	118.30

Continued on next page...

Continued from previous page...

Mol	Chain	Res	Type	Atoms	Z	Observed(°)	Ideal(°)
1	a2	136	LEU	N-CA-C	5.01	124.52	111.00
1	aw	210	THR	CA-CB-CG2	-5.01	105.39	112.40
1	aA	18	ARG	CG-CD-NE	-5.01	101.29	111.80
1	aZ	118	MET	CA-CB-CG	-5.01	104.79	113.30
1	b0	94	GLY	CA-C-O	-5.01	111.59	120.60
1	b4	199	LYS	N-CA-CB	-5.01	101.59	110.60
1	bd	126	VAL	CA-CB-CG2	5.01	118.41	110.90
1	br	230	VAL	CA-CB-CG2	-5.01	103.39	110.90
1	bs	172	LEU	CB-CG-CD1	5.01	119.51	111.00
1	bw	97	ARG	NE-CZ-NH2	-5.01	117.80	120.30
1	bA	14	ALA	C-N-CA	5.01	134.22	121.70
1	bI	164	TYR	CG-CD1-CE1	-5.01	117.30	121.30
1	bJ	164	TYR	CD1-CG-CD2	5.01	123.41	117.90
1	bL	46	GLY	O-C-N	-5.01	114.69	122.70
1	bM	72	THR	N-CA-CB	5.01	119.81	110.30
1	ck	134	ILE	O-C-N	-5.01	114.69	122.70
1	cq	22	ALA	CB-CA-C	5.01	117.61	110.10
1	cY	222	GLY	O-C-N	-5.01	114.69	123.20
1	d2	117	TRP	CD2-CE2-CZ2	-5.01	116.29	122.30
1	dc	164	TYR	N-CA-CB	-5.01	101.59	110.60
1	dj	172	LEU	CA-CB-CG	5.01	126.82	115.30
1	dl	3	VAL	CB-CA-C	-5.01	101.89	111.40
1	dX	150	ILE	N-CA-C	5.01	124.52	111.00
1	dX	187	GLU	N-CA-CB	-5.01	101.59	110.60
1	e4	164	TYR	CB-CG-CD1	-5.01	118.00	121.00
1	eM	5	ASN	CB-CG-OD1	5.01	131.61	121.60
1	eU	27	VAL	CA-CB-CG1	5.01	118.41	110.90
1	eV	29	GLU	O-C-N	-5.01	114.69	122.70
1	fm	145	TYR	CD1-CG-CD2	-5.01	112.39	117.90
1	fn	24	VAL	O-C-N	-5.01	114.69	122.70
1	fA	199	LYS	O-C-N	-5.01	114.69	122.70
1	fJ	100	ARG	CD-NE-CZ	5.01	130.61	123.60
1	f	100	ARG	NE-CZ-NH2	5.01	122.80	120.30
1	S	11	VAL	O-C-N	-5.01	114.69	122.70
1	g8	95	GLN	O-C-N	-5.00	114.69	122.70
1	gn	164	TYR	O-C-N	-5.00	114.69	122.70
1	h1	133	TRP	CE3-CZ3-CH2	-5.00	115.69	121.20
1	i6	61	GLY	O-C-N	-5.00	114.69	122.70
1	i9	180	GLU	N-CA-CB	5.00	119.61	110.60
1	1Q	75	GLU	N-CA-CB	-5.00	101.59	110.60
1	jI	111	LEU	CB-CG-CD2	5.00	119.51	111.00
1	1Y	229	ARG	O-C-N	-5.00	114.69	122.70

Continued on next page...

Continued from previous page...

Mol	Chain	Res	Type	Atoms	Z	Observed(°)	Ideal(°)
1	ky	173	ARG	NE-CZ-NH2	-5.00	117.80	120.30
1	l5	229	ARG	NH1-CZ-NH2	5.00	124.91	119.40
1	lG	167	ARG	NH1-CZ-NH2	-5.00	113.89	119.40
1	2r	55	MET	CA-CB-CG	5.00	121.81	113.30
1	2L	62	HIS	CA-CB-CG	5.00	122.11	113.60
1	33	80	TRP	CD1-CG-CD2	5.00	110.30	106.30
1	3g	76	GLU	OE1-CD-OE2	-5.00	117.29	123.30
1	3K	181	VAL	CG1-CB-CG2	-5.00	102.89	110.90
1	3L	55	MET	CG-SD-CE	-5.00	92.19	100.20
1	3N	171	THR	CA-CB-CG2	-5.00	105.39	112.40
1	6B	166	ASP	N-CA-CB	-5.00	101.59	110.60
1	6H	229	ARG	NH1-CZ-NH2	-5.00	113.89	119.40
1	76	206	GLY	N-CA-C	5.00	125.61	113.10
1	7v	122	PRO	CA-C-N	5.00	131.11	117.10
1	7N	3	VAL	CA-CB-CG2	-5.00	103.39	110.90
1	88	105	ALA	CA-C-O	5.00	130.61	120.10
1	a6	80	TRP	CE3-CZ3-CH2	5.00	126.71	121.20
1	aB	80	TRP	CE2-CD2-CE3	5.00	124.71	118.70
1	aG	169	TYR	CD1-CG-CD2	-5.00	112.39	117.90
1	aT	107	THR	CA-CB-OG1	5.00	119.51	109.00
1	cA	223	GLY	N-CA-C	5.00	125.61	113.10
1	cF	165	VAL	CA-CB-CG2	5.00	118.41	110.90
1	d4	224	PRO	N-CA-CB	5.00	109.31	103.30
1	ff	168	PHE	CB-CG-CD1	-5.00	117.30	120.80
1	H	186	THR	CA-CB-CG2	5.00	119.41	112.40
1	gp	68	MET	CG-SD-CE	-5.00	92.19	100.20
1	lD	211	LEU	CB-CG-CD1	5.00	119.50	111.00
1	gH	212	GLU	O-C-N	-5.00	114.69	122.70
1	hh	59	VAL	O-C-N	-5.00	114.69	123.20
1	hT	145	TYR	CG-CD2-CE2	-5.00	117.30	121.30
1	in	18	ARG	NE-CZ-NH2	-5.00	117.80	120.30
1	lU	192	GLN	N-CA-CB	5.00	119.61	110.60
1	jh	114	GLN	O-C-N	-5.00	114.69	122.70
1	jm	75	GLU	OE1-CD-OE2	-5.00	117.30	123.30
1	jD	177	ALA	O-C-N	-5.00	114.69	122.70
1	jK	94	GLY	O-C-N	-5.00	114.69	122.70
1	jL	123	PRO	O-C-N	5.00	130.71	122.70
1	jU	86	VAL	O-C-N	-5.00	114.69	122.70
1	jY	201	ILE	O-C-N	-5.00	114.69	122.70
1	kb	4	GLN	CB-CA-C	5.00	120.41	110.40
1	kj	143	ARG	CG-CD-NE	-5.00	101.29	111.80
1	ks	197	ASP	CB-CG-OD2	5.00	122.80	118.30

Continued on next page...

Continued from previous page...

Mol	Chain	Res	Type	Atoms	Z	Observed(°)	Ideal(°)
1	kX	32	PHE	CB-CG-CD1	-5.00	117.30	120.80
1	lp	52	LEU	O-C-N	-5.00	114.69	122.70
1	lH	26	VAL	O-C-N	-5.00	114.69	122.70
1	2p	231	LEU	CB-CG-CD2	5.00	119.50	111.00
1	2E	188	THR	C-N-CA	5.00	134.21	121.70
1	2K	12	HIS	O-C-N	-5.00	114.69	122.70
1	38	117	TRP	CG-CD2-CE3	-5.00	129.40	133.90
1	3s	154	ARG	CB-CG-CD	5.00	124.61	111.60
1	3J	229	ARG	CD-NE-CZ	5.00	130.60	123.60
1	4k	47	ALA	N-CA-CB	5.00	117.11	110.10
1	4G	209	ALA	N-CA-CB	5.00	117.11	110.10
1	4Z	143	ARG	NE-CZ-NH1	5.00	122.80	120.30
1	5f	88	ALA	C-N-CA	5.00	132.81	122.30
1	5p	51	ASP	CB-CG-OD1	-5.00	113.80	118.30
1	5y	40	PHE	CB-CG-CD1	5.00	124.30	120.80
1	5K	95	GLN	CB-CA-C	5.00	120.41	110.40
1	5V	181	VAL	O-C-N	-5.00	114.69	122.70
1	66	164	TYR	CG-CD2-CE2	5.00	125.30	121.30
1	68	113	GLU	N-CA-CB	-5.00	101.59	110.60
1	68	173	ARG	NE-CZ-NH2	-5.00	117.80	120.30
1	6l	10	MET	CG-SD-CE	-5.00	92.20	100.20
1	6z	166	ASP	N-CA-CB	-5.00	101.59	110.60
1	72	51	ASP	CB-CG-OD1	5.00	122.80	118.30
1	82	164	TYR	CB-CG-CD2	-5.00	118.00	121.00
1	8C	68	MET	CG-SD-CE	-5.00	92.20	100.20
1	8D	186	THR	OG1-CB-CG2	-5.00	98.49	110.00
1	8K	230	VAL	CG1-CB-CG2	-5.00	102.90	110.90
1	8P	154	ARG	NE-CZ-NH1	5.00	122.80	120.30
1	8V	120	HIS	CA-CB-CG	-5.00	105.09	113.60
1	8W	31	ALA	CB-CA-C	5.00	117.61	110.10
1	95	170	LYS	N-CA-CB	5.00	119.61	110.60
1	96	45	GLU	O-C-N	-5.00	114.69	123.20
1	9H	145	TYR	CD1-CE1-CZ	-5.00	115.30	119.80
1	a0	77	ALA	CB-CA-C	5.00	117.61	110.10
1	ak	54	THR	OG1-CB-CG2	-5.00	98.49	110.00
1	aG	30	LYS	CB-CA-C	-5.00	100.39	110.40
1	aT	197	ASP	CB-CG-OD2	-5.00	113.80	118.30
1	aZ	64	ALA	CB-CA-C	5.00	117.61	110.10
1	bi	151	LEU	CB-CG-CD2	5.00	119.51	111.00
1	bx	99	PRO	O-C-N	-5.00	114.70	122.70
1	bH	28	GLU	OE1-CD-OE2	-5.00	117.30	123.30
1	bI	154	ARG	NE-CZ-NH1	5.00	122.80	120.30

Continued on next page...

Continued from previous page...

Mol	Chain	Res	Type	Atoms	Z	Observed(°)	Ideal(°)
1	bY	220	GLY	O-C-N	-5.00	114.69	122.70
1	cg	80	TRP	CB-CG-CD1	-5.00	120.50	127.00
1	cu	224	PRO	CA-CB-CG	-5.00	94.49	104.00
1	lh	209	ALA	CB-CA-C	5.00	117.61	110.10
1	d2	168	PHE	CB-CG-CD1	-5.00	117.30	120.80
1	dh	164	TYR	CG-CD2-CE2	-5.00	117.30	121.30
1	dv	117	TRP	CB-CG-CD2	5.00	133.10	126.60
1	dD	154	ARG	NH1-CZ-NH2	-5.00	113.90	119.40
1	dW	100	ARG	NH1-CZ-NH2	-5.00	113.90	119.40
1	ea	108	THR	CA-CB-CG2	-5.00	105.39	112.40
1	eR	100	ARG	NH1-CZ-NH2	-5.00	113.90	119.40
1	f2	184	TRP	CE3-CZ3-CH2	-5.00	115.70	121.20
1	fi	80	TRP	NE1-CE2-CD2	5.00	112.30	107.30
1	fo	75	GLU	OE1-CD-OE2	-5.00	117.30	123.30
1	fM	23	TRP	CB-CG-CD1	-5.00	120.50	127.00
1	fR	62	HIS	O-C-N	-5.00	114.69	122.70
1	d	173	ARG	CG-CD-NE	-5.00	101.29	111.80
1	g	194	ALA	C-N-CA	5.00	134.21	121.70
1	x	126	VAL	C-N-CA	5.00	132.81	122.30
1	lC	19	THR	N-CA-CB	5.00	119.80	110.30
1	gy	144	MET	CG-SD-CE	-5.00	92.20	100.20
1	gN	12	HIS	CA-CB-CG	5.00	122.10	113.60
1	h3	126	VAL	O-C-N	-5.00	114.70	123.20
1	h7	19	THR	CA-CB-CG2	5.00	119.40	112.40
1	he	146	SER	N-CA-CB	5.00	118.00	110.50
1	hh	146	SER	O-C-N	-5.00	111.60	121.10
1	hj	161	PHE	CB-CG-CD2	-5.00	117.30	120.80
1	hk	54	THR	O-C-N	-5.00	114.70	122.70
1	hk	133	TRP	CA-CB-CG	5.00	123.20	113.70
1	hl	186	THR	CA-CB-OG1	5.00	119.50	109.00
1	ho	15	ILE	CA-CB-CG1	5.00	120.50	111.00
1	hJ	173	ARG	NE-CZ-NH2	-5.00	117.80	120.30
1	hL	18	ARG	NH1-CZ-NH2	-5.00	113.90	119.40
1	hL	34	PRO	N-CA-CB	5.00	109.30	103.30
1	lM	40	PHE	CD1-CE1-CZ	-5.00	114.10	120.10
1	hU	168	PHE	CB-CG-CD2	5.00	124.30	120.80
1	id	13	GLN	CA-C-O	5.00	130.60	120.10
1	lO	116	GLY	O-C-N	-5.00	114.70	122.70
1	if	18	ARG	NE-CZ-NH2	-5.00	117.80	120.30
1	if	81	ASP	CB-CG-OD2	5.00	122.80	118.30
1	jk	108	THR	CA-CB-CG2	-5.00	105.40	112.40
1	jI	87	HIS	CA-CB-CG	5.00	122.10	113.60

Continued on next page...

Continued from previous page...

Mol	Chain	Res	Type	Atoms	Z	Observed(°)	Ideal(°)
1	1Y	229	ARG	CA-C-O	5.00	130.60	120.10
1	k7	168	PHE	CA-C-O	5.00	130.60	120.10
1	ki	81	ASP	N-CA-CB	-5.00	101.60	110.60
1	kr	226	HIS	N-CA-CB	-5.00	101.60	110.60
1	23	97	ARG	O-C-N	-5.00	114.70	122.70
1	kF	171	THR	O-C-N	-5.00	114.70	122.70
1	kW	129	ILE	CG1-CB-CG2	5.00	122.40	111.40
1	kY	97	ARG	CD-NE-CZ	5.00	130.60	123.60
1	lc	181	VAL	CG1-CB-CG2	-5.00	102.90	110.90
1	lh	119	THR	CA-CB-CG2	-5.00	105.40	112.40
1	lm	224	PRO	C-N-CA	5.00	132.80	122.30
1	2m	71	GLU	CA-CB-CG	5.00	124.41	113.40
1	2s	57	ASN	CA-CB-CG	-5.00	102.39	113.40
1	2F	211	LEU	N-CA-CB	5.00	120.40	110.40
1	2M	204	ALA	N-CA-CB	5.00	117.10	110.10
1	30	58	THR	CA-CB-OG1	5.00	119.50	109.00
1	35	11	VAL	CA-CB-CG2	5.00	118.40	110.90
1	3A	21	ASN	CB-CG-OD1	5.00	131.60	121.60
1	3E	71	GLU	OE1-CD-OE2	-5.00	117.30	123.30
1	3F	164	TYR	CB-CG-CD2	5.00	124.00	121.00
1	3G	93	PRO	N-CD-CG	5.00	110.70	103.20
1	3R	76	GLU	CG-CD-OE1	5.00	128.30	118.30
1	3W	221	VAL	CA-CB-CG1	5.00	118.40	110.90
1	4d	130	TYR	CD1-CE1-CZ	-5.00	115.30	119.80
1	4Z	35	GLU	O-C-N	-5.00	114.70	122.70
1	59	65	ALA	CB-CA-C	5.00	117.60	110.10
1	5a	197	ASP	CB-CG-OD1	5.00	122.80	118.30
1	5D	191	VAL	O-C-N	-5.00	114.70	122.70
1	67	202	LEU	N-CA-CB	5.00	120.40	110.40
1	6h	199	LYS	C-N-CA	5.00	134.21	121.70
1	6q	85	PRO	N-CA-C	5.00	125.11	112.10
1	6v	103	ASP	CB-CG-OD1	5.00	122.80	118.30
1	6x	169	TYR	CB-CG-CD2	5.00	124.00	121.00
1	6O	82	ARG	CD-NE-CZ	5.00	130.60	123.60
1	72	155	GLN	C-N-CA	5.00	132.80	122.30
1	7c	55	MET	O-C-N	-5.00	114.70	122.70
1	7p	142	VAL	CG1-CB-CG2	-5.00	102.90	110.90
1	7P	56	LEU	N-CA-CB	-5.00	100.40	110.40
1	7S	4	GLN	CA-CB-CG	5.00	124.40	113.40
1	7Z	144	MET	CG-SD-CE	-5.00	92.20	100.20
1	8k	142	VAL	CG1-CB-CG2	-5.00	102.90	110.90
1	8o	97	ARG	C-N-CA	5.00	134.20	121.70

Continued on next page...

Continued from previous page...

Mol	Chain	Res	Type	Atoms	Z	Observed(°)	Ideal(°)
1	8y	71	GLU	OE1-CD-OE2	-5.00	117.30	123.30
1	8A	23	TRP	CE2-CD2-CG	-5.00	103.30	107.30
1	8N	28	GLU	N-CA-CB	5.00	119.60	110.60
1	90	32	PHE	CB-CG-CD1	5.00	124.30	120.80
1	94	184	TRP	CH2-CZ2-CE2	-5.00	112.40	117.40
1	96	30	LYS	O-C-N	-5.00	114.70	122.70
1	ao	36	VAL	CA-CB-CG1	-5.00	103.40	110.90
1	12	110	THR	CA-CB-CG2	-5.00	105.40	112.40
1	aX	8	GLY	O-C-N	-5.00	114.70	122.70
1	1a	168	PHE	CB-CG-CD2	5.00	124.30	120.80
1	bP	82	ARG	NH1-CZ-NH2	-5.00	113.90	119.40
1	c2	117	TRP	CG-CD2-CE3	5.00	138.40	133.90
1	c4	217	ALA	N-CA-CB	-5.00	103.10	110.10
1	c7	10	MET	CG-SD-CE	-5.00	92.20	100.20
1	ci	80	TRP	N-CA-CB	-5.00	101.60	110.60
1	cx	78	ALA	N-CA-CB	-5.00	103.10	110.10
1	cC	205	LEU	C-N-CA	5.00	132.80	122.30
1	cD	188	THR	CA-CB-CG2	-5.00	105.40	112.40
1	cG	102	SER	N-CA-CB	5.00	118.00	110.50
1	cM	214	MET	O-C-N	-5.00	114.70	122.70
1	cY	68	MET	CA-CB-CG	5.00	121.80	113.30
1	dV	226	HIS	O-C-N	-5.00	114.70	122.70
1	e1	79	GLU	N-CA-CB	5.00	119.60	110.60
1	el	42	ALA	O-C-N	5.00	130.70	122.70
1	eK	165	VAL	CA-CB-CG1	5.00	118.40	110.90
1	fo	103	ASP	CB-CG-OD2	-5.00	113.80	118.30
1	fy	229	ARG	CD-NE-CZ	5.00	130.60	123.60
1	fz	202	LEU	CB-CG-CD2	5.00	119.50	111.00
1	fA	132	ARG	NE-CZ-NH2	-5.00	117.80	120.30
1	fH	164	TYR	CB-CG-CD2	-5.00	118.00	121.00
1	fM	144	MET	CG-SD-CE	-5.00	92.20	100.20
1	e	23	TRP	CE3-CZ3-CH2	5.00	126.70	121.20

There are no chirality outliers.

All (7415) planarity outliers are listed below:

Mol	Chain	Res	Type	Group
1	0	145	TYR	Sidechain
1	0	154	ARG	Sidechain
1	0	161	PHE	Sidechain
1	0	169	TYR	Sidechain
1	0	18	ARG	Sidechain

Continued on next page...

Continued from previous page...

Mol	Chain	Res	Type	Group
1	1	169	TYR	Sidechain
1	1	40	PHE	Sidechain
1	10	121	ASN	Peptide
1	10	154	ARG	Sidechain
1	10	167	ARG	Sidechain
1	11	124	ILE	Peptide
1	11	164	TYR	Sidechain
1	11	173	ARG	Sidechain
1	11	18	ARG	Sidechain
1	12	132	ARG	Sidechain
1	12	145	TYR	Sidechain
1	12	226	HIS	Sidechain
1	12	229	ARG	Sidechain
1	12	25	LYS	Mainchain
1	12	84	HIS	Peptide
1	12	89	GLY	Peptide
1	13	120	HIS	Sidechain
1	13	132	ARG	Sidechain
1	13	145	TYR	Sidechain
1	13	164	TYR	Mainchain,Sidechain
1	13	167	ARG	Sidechain
1	13	169	TYR	Sidechain
1	13	18	ARG	Sidechain
1	14	100	ARG	Sidechain
1	14	132	ARG	Sidechain
1	14	143	ARG	Sidechain
1	14	145	TYR	Sidechain
1	14	154	ARG	Sidechain
1	14	162	ARG	Sidechain
1	14	169	TYR	Sidechain
1	14	18	ARG	Sidechain
1	14	206	GLY	Peptide
1	14	32	PHE	Peptide
1	14	97	ARG	Sidechain
1	15	100	ARG	Sidechain
1	15	120	HIS	Sidechain
1	15	130	TYR	Sidechain
1	15	145	TYR	Sidechain
1	15	229	ARG	Sidechain
1	16	130	TYR	Sidechain
1	16	18	ARG	Sidechain
1	16	206	GLY	Peptide

Continued on next page...

Continued from previous page...

Mol	Chain	Res	Type	Group
1	16	229	ARG	Sidechain
1	17	13	GLN	Peptide
1	17	132	ARG	Sidechain
1	17	167	ARG	Sidechain
1	17	169	TYR	Sidechain
1	17	32	PHE	Sidechain
1	17	99	PRO	Peptide
1	18	145	TYR	Sidechain
1	18	156	GLY	Peptide
1	18	18	ARG	Sidechain
1	19	130	TYR	Sidechain
1	19	159	GLU	Peptide
1	19	62	HIS	Sidechain
1	1A	162	ARG	Sidechain
1	1A	167	ARG	Sidechain
1	1A	169	TYR	Sidechain
1	1A	62	HIS	Peptide
1	1B	132	ARG	Sidechain
1	1B	145	TYR	Sidechain
1	1B	162	ARG	Sidechain
1	1B	169	TYR	Sidechain
1	1B	32	PHE	Sidechain
1	1B	82	ARG	Sidechain
1	1C	121	ASN	Peptide
1	1C	226	HIS	Sidechain
1	1C	229	ARG	Sidechain
1	1C	40	PHE	Sidechain
1	1C	62	HIS	Sidechain
1	1D	132	ARG	Sidechain
1	1D	164	TYR	Sidechain
1	1D	169	TYR	Mainchain
1	1D	18	ARG	Sidechain
1	1D	40	PHE	Sidechain
1	1E	130	TYR	Sidechain
1	1E	169	TYR	Sidechain
1	1E	87	HIS	Sidechain
1	1F	120	HIS	Sidechain
1	1F	132	ARG	Sidechain
1	1F	145	TYR	Sidechain
1	1F	146	SER	Peptide
1	1F	167	ARG	Sidechain
1	1F	169	TYR	Sidechain

Continued on next page...

Continued from previous page...

Mol	Chain	Res	Type	Group
1	1F	18	ARG	Sidechain
1	1F	87	HIS	Sidechain
1	1G	145	TYR	Sidechain
1	1G	154	ARG	Sidechain
1	1G	164	TYR	Sidechain
1	1G	167	ARG	Sidechain
1	1G	82	ARG	Sidechain
1	1H	121	ASN	Peptide
1	1H	143	ARG	Sidechain
1	1H	154	ARG	Sidechain
1	1H	167	ARG	Sidechain
1	1H	173	ARG	Sidechain
1	1H	229	ARG	Sidechain
1	1I	121	ASN	Peptide
1	1I	130	TYR	Sidechain
1	1I	154	ARG	Sidechain
1	1I	229	ARG	Sidechain
1	1J	120	HIS	Sidechain
1	1J	16	SER	Peptide
1	1J	226	HIS	Sidechain
1	1J	5	ASN	Sidechain
1	1K	124	ILE	Peptide
1	1K	143	ARG	Sidechain
1	1K	162	ARG	Sidechain
1	1K	164	TYR	Sidechain
1	1K	169	TYR	Sidechain
1	1K	173	ARG	Sidechain
1	1K	229	ARG	Sidechain
1	1K	40	PHE	Sidechain
1	1K	87	HIS	Sidechain
1	1L	161	PHE	Sidechain
1	1L	167	ARG	Sidechain
1	1L	229	ARG	Sidechain
1	1M	130	TYR	Sidechain
1	1M	164	TYR	Sidechain
1	1M	168	PHE	Sidechain
1	1M	18	ARG	Sidechain
1	1M	206	GLY	Peptide
1	1M	229	ARG	Sidechain
1	1M	32	PHE	Sidechain
1	1M	82	ARG	Sidechain
1	1M	97	ARG	Sidechain

Continued on next page...

Continued from previous page...

Mol	Chain	Res	Type	Group
1	1N	12	HIS	Sidechain
1	1N	130	TYR	Sidechain
1	1N	154	ARG	Sidechain
1	1N	173	ARG	Sidechain
1	1O	132	ARG	Sidechain
1	1O	145	TYR	Sidechain
1	1P	145	TYR	Sidechain
1	1P	156	GLY	Peptide
1	1P	161	PHE	Sidechain
1	1P	82	ARG	Sidechain
1	1P	97	ARG	Sidechain
1	1Q	120	HIS	Sidechain
1	1Q	173	ARG	Sidechain
1	1Q	226	HIS	Sidechain
1	1Q	84	HIS	Sidechain
1	1R	145	TYR	Sidechain
1	1R	167	ARG	Sidechain
1	1R	169	TYR	Sidechain
1	1R	18	ARG	Sidechain
1	1R	62	HIS	Sidechain
1	1R	97	ARG	Sidechain
1	1S	100	ARG	Sidechain
1	1S	130	TYR	Sidechain
1	1S	146	SER	Peptide
1	1S	173	ARG	Sidechain
1	1S	226	HIS	Sidechain
1	1S	32	PHE	Sidechain
1	1S	40	PHE	Sidechain
1	1S	87	HIS	Sidechain
1	1T	100	ARG	Sidechain
1	1T	132	ARG	Sidechain
1	1T	143	ARG	Sidechain
1	1T	145	TYR	Sidechain
1	1T	167	ARG	Sidechain
1	1T	169	TYR	Sidechain
1	1T	226	HIS	Sidechain
1	1T	229	ARG	Sidechain
1	1T	68	MET	Mainchain
1	1U	167	ARG	Sidechain
1	1U	173	ARG	Sidechain
1	1U	82	ARG	Sidechain
1	1U	84	HIS	Peptide

Continued on next page...

Continued from previous page...

Mol	Chain	Res	Type	Group
1	1V	100	ARG	Sidechain
1	1V	120	HIS	Sidechain
1	1V	164	TYR	Sidechain
1	1V	169	TYR	Sidechain
1	1V	18	ARG	Sidechain
1	1V	40	PHE	Sidechain
1	1V	48	THR	Peptide
1	1W	132	ARG	Sidechain
1	1W	164	TYR	Sidechain
1	1W	168	PHE	Sidechain
1	1W	169	TYR	Sidechain
1	1W	18	ARG	Sidechain
1	1W	229	ARG	Sidechain
1	1W	62	HIS	Sidechain
1	1X	120	HIS	Sidechain
1	1X	121	ASN	Peptide
1	1X	145	TYR	Sidechain
1	1X	154	ARG	Sidechain
1	1X	167	ARG	Sidechain
1	1X	173	ARG	Sidechain
1	1X	82	ARG	Sidechain
1	1Y	121	ASN	Peptide
1	1Y	132	ARG	Sidechain
1	1Y	145	TYR	Sidechain
1	1Y	154	ARG	Sidechain
1	1Z	121	ASN	Peptide
1	1Z	132	ARG	Sidechain
1	1a	100	ARG	Sidechain
1	1a	145	TYR	Sidechain
1	1a	169	TYR	Sidechain
1	1b	100	ARG	Sidechain
1	1b	130	TYR	Sidechain
1	1b	145	TYR	Sidechain
1	1b	154	ARG	Sidechain
1	1b	164	TYR	Sidechain
1	1b	169	TYR	Sidechain
1	1c	121	ASN	Peptide
1	1c	130	TYR	Sidechain
1	1c	145	TYR	Sidechain
1	1c	167	ARG	Sidechain
1	1c	169	TYR	Sidechain
1	1c	229	ARG	Sidechain

Continued on next page...

Continued from previous page...

Mol	Chain	Res	Type	Group
1	1d	130	TYR	Sidechain
1	1d	164	TYR	Sidechain
1	1d	173	ARG	Sidechain
1	1d	32	PHE	Sidechain
1	1d	40	PHE	Sidechain
1	1d	82	ARG	Sidechain
1	1e	124	ILE	Peptide
1	1e	226	HIS	Sidechain
1	1e	87	HIS	Sidechain
1	1f	121	ASN	Peptide
1	1f	145	TYR	Sidechain
1	1f	167	ARG	Sidechain
1	1f	82	ARG	Sidechain
1	1g	154	ARG	Sidechain
1	1g	162	ARG	Sidechain
1	1g	169	TYR	Sidechain
1	1g	227	LYS	Peptide
1	1g	82	ARG	Sidechain
1	1h	121	ASN	Peptide
1	1h	130	TYR	Sidechain
1	1h	145	TYR	Sidechain
1	1h	154	ARG	Sidechain
1	1h	164	TYR	Sidechain
1	1h	167	ARG	Sidechain
1	1h	169	TYR	Sidechain
1	1h	229	ARG	Sidechain
1	1h	84	HIS	Peptide
1	1h	92	GLU	Peptide
1	1i	132	ARG	Sidechain
1	1i	146	SER	Peptide
1	1i	162	ARG	Sidechain
1	1i	164	TYR	Sidechain
1	1i	167	ARG	Sidechain
1	1i	229	ARG	Sidechain
1	1j	143	ARG	Sidechain
1	1j	145	TYR	Sidechain
1	1j	152	ASP	Sidechain
1	1j	169	TYR	Sidechain
1	1j	87	HIS	Sidechain
1	1k	167	ARG	Sidechain
1	1k	169	TYR	Sidechain
1	1k	229	ARG	Sidechain

Continued on next page...

Continued from previous page...

Mol	Chain	Res	Type	Group
1	1l	121	ASN	Peptide
1	1l	162	ARG	Sidechain
1	1l	18	ARG	Sidechain
1	1l	32	PHE	Sidechain
1	1l	84	HIS	Peptide
1	1m	100	ARG	Sidechain
1	1m	120	HIS	Sidechain
1	1m	145	TYR	Sidechain
1	1m	164	TYR	Sidechain
1	1m	168	PHE	Sidechain
1	1m	18	ARG	Sidechain
1	1m	40	PHE	Sidechain
1	1n	167	ARG	Sidechain
1	1n	169	TYR	Sidechain
1	1o	100	ARG	Sidechain
1	1o	121	ASN	Peptide
1	1o	130	TYR	Sidechain
1	1o	143	ARG	Sidechain
1	1o	145	TYR	Sidechain
1	1o	154	ARG	Sidechain
1	1o	162	ARG	Sidechain
1	1o	167	ARG	Sidechain
1	1o	169	TYR	Sidechain
1	1o	32	PHE	Peptide
1	1o	84	HIS	Sidechain
1	1o	95	GLN	Peptide
1	1p	121	ASN	Peptide
1	1q	100	ARG	Sidechain
1	1q	121	ASN	Peptide
1	1q	154	ARG	Sidechain
1	1q	162	ARG	Sidechain
1	1q	169	TYR	Sidechain
1	1q	18	ARG	Sidechain
1	1r	100	ARG	Sidechain
1	1r	12	HIS	Sidechain
1	1r	130	TYR	Sidechain
1	1r	132	ARG	Sidechain
1	1r	169	TYR	Sidechain
1	1r	173	ARG	Sidechain
1	1r	226	HIS	Sidechain
1	1r	32	PHE	Sidechain
1	1s	143	ARG	Sidechain

Continued on next page...

Continued from previous page...

Mol	Chain	Res	Type	Group
1	1s	164	TYR	Sidechain
1	1s	32	PHE	Sidechain
1	1t	120	HIS	Sidechain
1	1t	130	TYR	Sidechain
1	1t	169	TYR	Sidechain
1	1t	229	ARG	Sidechain
1	1u	12	HIS	Sidechain
1	1u	162	ARG	Sidechain
1	1v	145	TYR	Sidechain
1	1v	18	ARG	Sidechain
1	1v	40	PHE	Sidechain
1	1v	84	HIS	Sidechain
1	1w	121	ASN	Peptide
1	1w	130	TYR	Sidechain
1	1w	143	ARG	Sidechain
1	1w	167	ARG	Sidechain
1	1w	173	ARG	Sidechain
1	1w	217	ALA	Peptide
1	1w	40	PHE	Sidechain
1	1x	100	ARG	Sidechain
1	1x	130	TYR	Sidechain
1	1x	173	ARG	Sidechain
1	1x	18	ARG	Sidechain
1	1x	84	HIS	Sidechain
1	1y	132	ARG	Sidechain
1	1y	143	ARG	Sidechain
1	1y	145	TYR	Sidechain
1	1y	167	ARG	Sidechain
1	1y	168	PHE	Sidechain
1	1y	169	TYR	Sidechain
1	1y	173	ARG	Sidechain
1	1z	162	ARG	Sidechain
1	1z	169	TYR	Sidechain
1	1z	173	ARG	Sidechain
1	1z	40	PHE	Sidechain
1	1z	82	ARG	Sidechain
1	1z	84	HIS	Sidechain
1	2	121	ASN	Peptide
1	2	18	ARG	Sidechain
1	2	32	PHE	Sidechain
1	20	130	TYR	Sidechain
1	20	143	ARG	Sidechain

Continued on next page...

Continued from previous page...

Mol	Chain	Res	Type	Group
1	20	154	ARG	Sidechain
1	20	97	ARG	Sidechain
1	21	121	ASN	Peptide
1	21	130	TYR	Sidechain
1	21	143	ARG	Sidechain
1	21	154	ARG	Sidechain
1	21	162	ARG	Sidechain
1	21	164	TYR	Sidechain
1	21	173	ARG	Sidechain
1	21	18	ARG	Sidechain
1	22	143	ARG	Sidechain
1	22	154	ARG	Sidechain
1	22	162	ARG	Sidechain
1	22	167	ARG	Sidechain
1	22	169	TYR	Sidechain
1	22	18	ARG	Sidechain
1	23	100	ARG	Sidechain
1	23	124	ILE	Peptide
1	23	130	TYR	Sidechain
1	23	146	SER	Peptide
1	23	162	ARG	Sidechain
1	23	169	TYR	Peptide
1	23	18	ARG	Sidechain
1	23	82	ARG	Sidechain
1	24	100	ARG	Sidechain
1	24	145	TYR	Sidechain
1	24	173	ARG	Sidechain
1	24	82	ARG	Sidechain
1	24	84	HIS	Peptide
1	25	121	ASN	Peptide
1	25	143	ARG	Sidechain
1	25	164	TYR	Sidechain
1	25	173	ARG	Sidechain
1	26	121	ASN	Peptide
1	26	145	TYR	Sidechain
1	26	161	PHE	Sidechain
1	26	162	ARG	Sidechain
1	26	164	TYR	Sidechain
1	26	167	ARG	Sidechain
1	26	168	PHE	Sidechain
1	26	173	ARG	Sidechain
1	26	18	ARG	Sidechain

Continued on next page...

Continued from previous page...

Mol	Chain	Res	Type	Group
1	27	145	TYR	Sidechain
1	28	120	HIS	Sidechain
1	28	121	ASN	Peptide
1	28	143	ARG	Sidechain
1	28	229	ARG	Sidechain
1	28	82	ARG	Sidechain
1	28	87	HIS	Sidechain
1	29	121	ASN	Peptide
1	29	124	ILE	Peptide
1	29	130	TYR	Sidechain
1	29	132	ARG	Sidechain
1	29	145	TYR	Sidechain
1	29	197	ASP	Sidechain
1	29	6	LEU	Peptide
1	2A	130	TYR	Sidechain
1	2A	145	TYR	Sidechain
1	2A	164	TYR	Sidechain
1	2A	173	ARG	Sidechain
1	2A	223	GLY	Peptide
1	2A	43	LEU	Mainchain
1	2B	124	ILE	Peptide
1	2B	145	TYR	Sidechain
1	2B	159	GLU	Peptide
1	2B	164	TYR	Sidechain
1	2B	32	PHE	Sidechain
1	2C	143	ARG	Sidechain
1	2C	154	ARG	Sidechain
1	2C	162	ARG	Sidechain
1	2C	169	TYR	Sidechain
1	2C	32	PHE	Sidechain
1	2D	132	ARG	Sidechain
1	2D	145	TYR	Sidechain
1	2D	154	ARG	Sidechain
1	2D	162	ARG	Sidechain
1	2D	164	TYR	Sidechain
1	2D	189	LEU	Mainchain
1	2D	204	ALA	Peptide
1	2D	226	HIS	Sidechain
1	2D	82	ARG	Sidechain
1	2D	87	HIS	Sidechain
1	2E	113	GLU	Mainchain
1	2E	121	ASN	Peptide

Continued on next page...

Continued from previous page...

Mol	Chain	Res	Type	Group
1	2E	132	ARG	Sidechain
1	2E	164	TYR	Sidechain
1	2E	167	ARG	Sidechain
1	2E	169	TYR	Sidechain
1	2F	132	ARG	Sidechain
1	2F	173	ARG	Sidechain
1	2F	188	THR	Peptide
1	2F	229	ARG	Sidechain
1	2G	122	PRO	Peptide
1	2G	124	ILE	Peptide
1	2G	143	ARG	Sidechain
1	2G	145	TYR	Sidechain
1	2G	154	ARG	Sidechain
1	2G	161	PHE	Sidechain
1	2G	169	TYR	Sidechain
1	2G	173	ARG	Sidechain
1	2G	226	HIS	Sidechain
1	2G	84	HIS	Sidechain
1	2H	12	HIS	Sidechain
1	2H	121	ASN	Peptide
1	2H	132	ARG	Sidechain
1	2H	143	ARG	Sidechain
1	2H	226	HIS	Sidechain
1	2I	130	TYR	Sidechain
1	2I	132	ARG	Sidechain
1	2I	143	ARG	Sidechain
1	2I	161	PHE	Sidechain
1	2I	168	PHE	Sidechain
1	2I	173	ARG	Sidechain
1	2J	132	ARG	Sidechain
1	2J	229	ARG	Sidechain
1	2J	32	PHE	Sidechain
1	2J	40	PHE	Sidechain
1	2J	82	ARG	Sidechain
1	2J	84	HIS	Peptide
1	2K	154	ARG	Sidechain
1	2K	168	PHE	Sidechain
1	2K	229	ARG	Sidechain
1	2L	100	ARG	Sidechain
1	2L	121	ASN	Peptide
1	2L	132	ARG	Sidechain
1	2M	145	TYR	Sidechain

Continued on next page...

Continued from previous page...

Mol	Chain	Res	Type	Group
1	2M	154	ARG	Sidechain
1	2M	164	TYR	Sidechain
1	2M	169	TYR	Sidechain
1	2N	100	ARG	Sidechain
1	2N	130	TYR	Sidechain
1	2N	145	TYR	Sidechain
1	2N	162	ARG	Sidechain
1	2N	173	ARG	Sidechain
1	2N	18	ARG	Sidechain
1	2N	81	ASP	Sidechain
1	2N	84	HIS	Sidechain
1	2O	130	TYR	Sidechain
1	2O	173	ARG	Sidechain
1	2P	132	ARG	Sidechain
1	2P	167	ARG	Sidechain
1	2P	18	ARG	Sidechain
1	2Q	121	ASN	Peptide
1	2Q	130	TYR	Sidechain
1	2Q	168	PHE	Sidechain
1	2Q	169	TYR	Sidechain
1	2Q	173	ARG	Sidechain
1	2Q	42	ALA	Mainchain
1	2Q	87	HIS	Sidechain
1	2R	100	ARG	Sidechain
1	2R	145	TYR	Sidechain
1	2R	167	ARG	Sidechain
1	2R	169	TYR	Sidechain
1	2R	24	VAL	Mainchain
1	2S	12	HIS	Sidechain
1	2S	173	ARG	Sidechain
1	2S	97	ARG	Sidechain
1	2T	100	ARG	Sidechain
1	2T	120	HIS	Sidechain
1	2T	124	ILE	Peptide
1	2T	130	TYR	Sidechain
1	2T	154	ARG	Sidechain
1	2T	173	ARG	Sidechain
1	2T	229	ARG	Sidechain
1	2U	130	TYR	Sidechain
1	2U	143	ARG	Sidechain
1	2U	145	TYR	Sidechain
1	2U	154	ARG	Sidechain

Continued on next page...

Continued from previous page...

Mol	Chain	Res	Type	Group
1	2U	164	TYR	Sidechain
1	2U	167	ARG	Sidechain
1	2U	169	TYR	Sidechain
1	2U	173	ARG	Sidechain
1	2U	18	ARG	Sidechain
1	2U	29	GLU	Peptide
1	2U	40	PHE	Sidechain
1	2V	121	ASN	Peptide
1	2V	143	ARG	Sidechain
1	2V	162	ARG	Sidechain
1	2V	229	ARG	Sidechain
1	2W	130	TYR	Sidechain
1	2W	145	TYR	Sidechain
1	2W	161	PHE	Sidechain
1	2W	162	ARG	Sidechain
1	2W	164	TYR	Sidechain
1	2W	18	ARG	Sidechain
1	2W	97	ARG	Sidechain
1	2X	120	HIS	Sidechain
1	2X	82	ARG	Sidechain
1	2Y	130	TYR	Sidechain
1	2Y	162	ARG	Sidechain
1	2Y	164	TYR	Sidechain
1	2Y	82	ARG	Sidechain
1	2Z	100	ARG	Sidechain
1	2Z	143	ARG	Sidechain
1	2Z	173	ARG	Sidechain
1	2Z	18	ARG	Sidechain
1	2Z	229	ARG	Sidechain
1	2Z	82	ARG	Sidechain
1	2a	162	ARG	Sidechain
1	2a	18	ARG	Sidechain
1	2a	87	HIS	Sidechain
1	2a	92	GLU	Peptide
1	2b	62	HIS	Sidechain
1	2b	82	ARG	Sidechain
1	2b	84	HIS	Sidechain
1	2c	130	TYR	Sidechain
1	2c	132	ARG	Sidechain
1	2c	32	PHE	Sidechain
1	2c	82	ARG	Sidechain
1	2c	97	ARG	Peptide

Continued on next page...

Continued from previous page...

Mol	Chain	Res	Type	Group
1	2d	100	ARG	Sidechain
1	2d	132	ARG	Sidechain
1	2d	145	TYR	Sidechain
1	2d	148	THR	Peptide
1	2d	164	TYR	Sidechain
1	2d	228	ALA	Peptide
1	2d	229	ARG	Sidechain
1	2d	97	ARG	Sidechain
1	2e	130	TYR	Sidechain
1	2e	169	TYR	Sidechain
1	2e	18	ARG	Sidechain
1	2f	124	ILE	Peptide
1	2f	130	TYR	Sidechain
1	2f	143	ARG	Sidechain
1	2f	145	TYR	Sidechain
1	2f	30	LYS	Peptide
1	2f	97	ARG	Sidechain
1	2g	121	ASN	Peptide
1	2g	124	ILE	Peptide
1	2g	145	TYR	Sidechain
1	2g	161	PHE	Sidechain
1	2g	162	ARG	Sidechain
1	2g	169	TYR	Sidechain
1	2g	84	HIS	Sidechain
1	2h	100	ARG	Sidechain
1	2h	130	TYR	Sidechain
1	2h	143	ARG	Sidechain
1	2h	168	PHE	Sidechain
1	2h	195	ASN	Peptide
1	2h	229	ARG	Sidechain
1	2h	61	GLY	Peptide
1	2h	84	HIS	Sidechain
1	2h	97	ARG	Sidechain
1	2i	132	ARG	Sidechain
1	2i	162	ARG	Sidechain
1	2i	45	GLU	Mainchain
1	2i	87	HIS	Sidechain
1	2j	132	ARG	Sidechain
1	2j	143	ARG	Sidechain
1	2j	145	TYR	Sidechain
1	2j	162	ARG	Sidechain
1	2j	164	TYR	Sidechain

Continued on next page...

Continued from previous page...

Mol	Chain	Res	Type	Group
1	2j	172	LEU	Peptide
1	2j	229	ARG	Sidechain
1	2k	162	ARG	Sidechain
1	2k	164	TYR	Sidechain
1	2k	169	TYR	Sidechain
1	2l	130	TYR	Sidechain
1	2l	132	ARG	Sidechain
1	2l	145	TYR	Sidechain
1	2l	154	ARG	Sidechain
1	2l	164	TYR	Sidechain
1	2l	173	ARG	Sidechain
1	2l	32	PHE	Sidechain
1	2l	82	ARG	Sidechain
1	2m	100	ARG	Sidechain
1	2m	130	TYR	Sidechain
1	2m	143	ARG	Sidechain
1	2m	167	ARG	Sidechain
1	2m	173	ARG	Sidechain
1	2m	229	ARG	Sidechain
1	2n	130	TYR	Sidechain
1	2n	145	TYR	Sidechain
1	2n	164	TYR	Sidechain
1	2n	169	TYR	Sidechain
1	2n	173	ARG	Sidechain
1	2o	145	TYR	Sidechain
1	2o	154	ARG	Sidechain
1	2o	159	GLU	Peptide
1	2o	161	PHE	Sidechain
1	2o	168	PHE	Sidechain
1	2o	169	TYR	Sidechain
1	2o	173	ARG	Sidechain
1	2o	82	ARG	Sidechain
1	2o	97	ARG	Sidechain
1	2p	124	ILE	Peptide
1	2p	145	TYR	Sidechain
1	2p	168	PHE	Sidechain
1	2p	32	PHE	Sidechain
1	2p	40	PHE	Sidechain
1	2p	87	HIS	Sidechain
1	2q	100	ARG	Sidechain
1	2q	121	ASN	Peptide
1	2q	132	ARG	Sidechain

Continued on next page...

Continued from previous page...

Mol	Chain	Res	Type	Group
1	2q	154	ARG	Sidechain
1	2q	169	TYR	Sidechain
1	2q	229	ARG	Sidechain
1	2q	32	PHE	Sidechain
1	2q	82	ARG	Sidechain
1	2r	12	HIS	Sidechain
1	2r	120	HIS	Sidechain
1	2r	121	ASN	Peptide
1	2r	132	ARG	Sidechain
1	2r	169	TYR	Sidechain
1	2s	132	ARG	Sidechain
1	2s	18	ARG	Sidechain
1	2s	229	ARG	Sidechain
1	2s	84	HIS	Sidechain,Peptide
1	2s	97	ARG	Sidechain
1	2t	100	ARG	Sidechain
1	2t	121	ASN	Peptide
1	2t	132	ARG	Sidechain
1	2t	145	TYR	Sidechain
1	2t	162	ARG	Sidechain
1	2t	164	TYR	Sidechain
1	2t	169	TYR	Sidechain
1	2t	87	HIS	Sidechain
1	2u	101	GLY	Mainchain
1	2u	18	ARG	Sidechain
1	2v	100	ARG	Sidechain
1	2v	143	ARG	Sidechain
1	2v	162	ARG	Sidechain
1	2v	164	TYR	Sidechain
1	2v	167	ARG	Sidechain
1	2v	169	TYR	Sidechain
1	2v	173	ARG	Sidechain
1	2w	121	ASN	Peptide
1	2w	130	TYR	Sidechain
1	2w	82	ARG	Sidechain
1	2x	154	ARG	Sidechain
1	2x	167	ARG	Sidechain
1	2x	62	HIS	Sidechain
1	2y	124	ILE	Peptide
1	2y	145	TYR	Sidechain
1	2y	173	ARG	Peptide
1	2y	18	ARG	Sidechain

Continued on next page...

Continued from previous page...

Mol	Chain	Res	Type	Group
1	2y	40	PHE	Sidechain
1	2z	124	ILE	Peptide
1	2z	130	TYR	Sidechain
1	2z	132	ARG	Sidechain
1	2z	162	ARG	Sidechain
1	2z	173	ARG	Sidechain
1	2z	32	PHE	Sidechain
1	2z	87	HIS	Sidechain
1	2z	99	PRO	Peptide
1	3	130	TYR	Sidechain
1	3	132	ARG	Sidechain
1	3	167	ARG	Sidechain
1	3	32	PHE	Sidechain
1	3	62	HIS	Sidechain
1	30	130	TYR	Sidechain
1	30	173	ARG	Sidechain
1	30	229	ARG	Sidechain
1	31	132	ARG	Sidechain
1	31	162	ARG	Sidechain
1	31	164	TYR	Sidechain
1	31	167	ARG	Sidechain
1	32	145	TYR	Sidechain
1	32	154	ARG	Sidechain
1	32	169	TYR	Sidechain
1	32	18	ARG	Sidechain
1	33	121	ASN	Peptide
1	33	136	LEU	Mainchain
1	33	143	ARG	Sidechain
1	33	18	ARG	Sidechain
1	33	82	ARG	Sidechain
1	34	132	ARG	Sidechain
1	34	169	TYR	Sidechain
1	34	18	ARG	Sidechain
1	34	62	HIS	Sidechain
1	35	120	HIS	Sidechain
1	35	121	ASN	Peptide
1	35	130	TYR	Sidechain
1	35	145	TYR	Sidechain
1	35	167	ARG	Sidechain
1	35	18	ARG	Sidechain
1	35	229	ARG	Sidechain
1	35	63	GLN	Mainchain

Continued on next page...

Continued from previous page...

Mol	Chain	Res	Type	Group
1	35	81	ASP	Sidechain
1	35	82	ARG	Sidechain
1	36	143	ARG	Sidechain
1	36	169	TYR	Sidechain
1	37	130	TYR	Sidechain
1	37	132	ARG	Sidechain
1	37	14	ALA	Peptide
1	37	169	TYR	Sidechain
1	37	82	ARG	Sidechain
1	37	84	HIS	Sidechain
1	37	87	HIS	Sidechain
1	38	100	ARG	Sidechain
1	38	143	ARG	Sidechain
1	38	145	TYR	Sidechain
1	38	164	TYR	Sidechain
1	38	167	ARG	Sidechain
1	38	18	ARG	Sidechain
1	38	82	ARG	Sidechain
1	38	84	HIS	Peptide
1	39	100	ARG	Sidechain
1	39	154	ARG	Sidechain
1	39	169	TYR	Sidechain
1	3A	121	ASN	Peptide
1	3A	145	TYR	Sidechain
1	3A	16	SER	Peptide
1	3A	84	HIS	Peptide
1	3B	100	ARG	Sidechain
1	3B	120	HIS	Sidechain
1	3B	121	ASN	Peptide
1	3B	130	TYR	Sidechain
1	3B	145	TYR	Sidechain
1	3B	154	ARG	Sidechain
1	3B	156	GLY	Peptide
1	3B	162	ARG	Sidechain
1	3B	40	PHE	Sidechain
1	3C	156	GLY	Peptide
1	3D	143	ARG	Sidechain
1	3D	145	TYR	Sidechain
1	3D	154	ARG	Sidechain
1	3D	169	TYR	Sidechain
1	3D	82	ARG	Sidechain
1	3E	162	ARG	Sidechain

Continued on next page...

Continued from previous page...

Mol	Chain	Res	Type	Group
1	3E	18	ARG	Sidechain
1	3F	120	HIS	Sidechain
1	3F	130	TYR	Sidechain
1	3F	162	ARG	Sidechain
1	3F	173	ARG	Sidechain
1	3G	121	ASN	Peptide
1	3G	145	TYR	Sidechain
1	3G	162	ARG	Sidechain
1	3G	164	TYR	Sidechain
1	3G	173	ARG	Sidechain
1	3H	120	HIS	Sidechain
1	3H	130	TYR	Sidechain
1	3H	132	ARG	Sidechain
1	3H	154	ARG	Sidechain
1	3H	167	ARG	Sidechain
1	3I	120	HIS	Sidechain
1	3I	130	TYR	Sidechain
1	3I	82	ARG	Sidechain
1	3I	84	HIS	Sidechain
1	3J	145	TYR	Sidechain
1	3J	162	ARG	Sidechain
1	3J	169	TYR	Sidechain
1	3K	130	TYR	Sidechain
1	3L	121	ASN	Peptide
1	3L	123	PRO	Peptide
1	3L	154	ARG	Sidechain
1	3L	223	GLY	Peptide
1	3L	82	ARG	Sidechain
1	3M	100	ARG	Sidechain
1	3M	132	ARG	Sidechain
1	3M	167	ARG	Sidechain
1	3M	169	TYR	Sidechain
1	3M	173	ARG	Sidechain
1	3M	32	PHE	Sidechain
1	3N	100	ARG	Sidechain
1	3N	120	HIS	Sidechain
1	3N	132	ARG	Sidechain
1	3N	143	ARG	Sidechain
1	3N	164	TYR	Sidechain
1	3N	173	ARG	Sidechain
1	3N	82	ARG	Sidechain
1	3O	100	ARG	Sidechain

Continued on next page...

Continued from previous page...

Mol	Chain	Res	Type	Group
1	3O	143	ARG	Sidechain
1	3O	145	TYR	Sidechain
1	3O	154	ARG	Sidechain
1	3O	162	ARG	Sidechain
1	3O	169	TYR	Sidechain
1	3P	121	ASN	Peptide
1	3P	132	ARG	Sidechain
1	3P	169	TYR	Sidechain
1	3P	173	ARG	Sidechain
1	3P	229	ARG	Sidechain
1	3Q	121	ASN	Peptide
1	3Q	143	ARG	Sidechain
1	3Q	164	TYR	Sidechain
1	3Q	167	ARG	Sidechain
1	3Q	173	ARG	Sidechain
1	3Q	18	ARG	Sidechain
1	3Q	32	PHE	Sidechain
1	3Q	47	ALA	Peptide
1	3R	143	ARG	Sidechain
1	3R	145	TYR	Sidechain
1	3R	191	VAL	Mainchain
1	3R	82	ARG	Sidechain
1	3R	98	GLU	Peptide
1	3S	121	ASN	Peptide
1	3S	130	TYR	Sidechain
1	3S	132	ARG	Sidechain
1	3S	145	TYR	Sidechain
1	3S	167	ARG	Sidechain
1	3S	169	TYR	Sidechain
1	3S	222	GLY	Peptide
1	3S	32	PHE	Sidechain
1	3S	97	ARG	Sidechain
1	3T	100	ARG	Sidechain
1	3T	121	ASN	Peptide
1	3T	154	ARG	Sidechain
1	3T	164	TYR	Sidechain
1	3T	18	ARG	Sidechain
1	3T	48	THR	Peptide
1	3T	82	ARG	Sidechain
1	3T	87	HIS	Sidechain
1	3U	100	ARG	Sidechain
1	3U	109	SER	Peptide

Continued on next page...

Continued from previous page...

Mol	Chain	Res	Type	Group
1	3U	120	HIS	Sidechain
1	3U	121	ASN	Peptide
1	3U	168	PHE	Sidechain
1	3U	173	ARG	Sidechain
1	3U	195	ASN	Peptide
1	3U	97	ARG	Sidechain
1	3V	143	ARG	Sidechain
1	3V	164	TYR	Sidechain
1	3V	169	TYR	Sidechain
1	3V	53	ASN	Mainchain
1	3W	121	ASN	Peptide
1	3W	130	TYR	Sidechain
1	3W	14	ALA	Peptide
1	3W	145	TYR	Sidechain
1	3W	167	ARG	Sidechain
1	3W	169	TYR	Sidechain
1	3W	173	ARG	Sidechain
1	3W	226	HIS	Sidechain
1	3W	97	ARG	Sidechain
1	3X	161	PHE	Sidechain
1	3X	162	ARG	Sidechain
1	3X	167	ARG	Sidechain
1	3X	169	TYR	Sidechain
1	3X	173	ARG	Sidechain
1	3X	18	ARG	Sidechain
1	3Y	109	SER	Peptide
1	3Y	132	ARG	Sidechain
1	3Y	143	ARG	Sidechain
1	3Y	154	ARG	Sidechain
1	3Y	173	ARG	Sidechain
1	3Y	18	ARG	Sidechain
1	3Z	100	ARG	Sidechain
1	3Z	130	TYR	Sidechain
1	3Z	132	ARG	Sidechain
1	3Z	143	ARG	Sidechain
1	3Z	145	TYR	Sidechain
1	3Z	164	TYR	Sidechain
1	3Z	167	ARG	Sidechain
1	3a	100	ARG	Sidechain
1	3a	154	ARG	Sidechain
1	3a	164	TYR	Sidechain
1	3a	226	HIS	Sidechain

Continued on next page...

Continued from previous page...

Mol	Chain	Res	Type	Group
1	3a	229	ARG	Sidechain
1	3a	37	ILE	Mainchain
1	3a	47	ALA	Peptide
1	3a	82	ARG	Sidechain
1	3b	100	ARG	Sidechain
1	3b	132	ARG	Sidechain
1	3b	162	ARG	Sidechain
1	3b	164	TYR	Sidechain
1	3b	18	ARG	Sidechain
1	3b	40	PHE	Sidechain
1	3b	84	HIS	Sidechain
1	3c	130	TYR	Sidechain
1	3c	167	ARG	Sidechain
1	3c	169	TYR	Sidechain
1	3c	97	ARG	Sidechain
1	3c	99	PRO	Peptide
1	3d	100	ARG	Sidechain
1	3d	130	TYR	Sidechain
1	3d	143	ARG	Sidechain
1	3d	145	TYR	Sidechain
1	3d	154	ARG	Sidechain
1	3d	159	GLU	Mainchain
1	3d	164	TYR	Sidechain
1	3d	18	ARG	Sidechain
1	3d	84	HIS	Sidechain
1	3d	97	ARG	Sidechain
1	3e	124	ILE	Peptide
1	3e	154	ARG	Sidechain
1	3e	161	PHE	Sidechain
1	3e	162	ARG	Sidechain
1	3e	169	TYR	Sidechain
1	3e	82	ARG	Sidechain
1	3e	97	ARG	Sidechain
1	3f	143	ARG	Sidechain
1	3f	173	ARG	Sidechain
1	3f	28	GLU	Mainchain
1	3g	12	HIS	Sidechain
1	3g	145	TYR	Sidechain
1	3g	164	TYR	Sidechain
1	3g	97	ARG	Sidechain
1	3h	100	ARG	Sidechain
1	3h	154	ARG	Sidechain

Continued on next page...

Continued from previous page...

Mol	Chain	Res	Type	Group
1	3h	167	ARG	Sidechain
1	3h	195	ASN	Peptide
1	3h	97	ARG	Sidechain
1	3i	123	PRO	Peptide
1	3i	143	ARG	Sidechain
1	3i	162	ARG	Sidechain
1	3i	164	TYR	Sidechain
1	3i	173	ARG	Sidechain
1	3i	18	ARG	Sidechain
1	3i	32	PHE	Sidechain
1	3j	100	ARG	Sidechain
1	3j	164	TYR	Sidechain
1	3j	173	ARG	Sidechain
1	3k	121	ASN	Peptide
1	3k	130	TYR	Sidechain
1	3k	161	PHE	Sidechain
1	3k	162	ARG	Sidechain
1	3k	167	ARG	Sidechain
1	3k	169	TYR	Sidechain
1	3k	82	ARG	Sidechain
1	3l	168	PHE	Sidechain
1	3l	173	ARG	Sidechain
1	3l	18	ARG	Sidechain
1	3l	40	PHE	Sidechain
1	3l	87	HIS	Sidechain
1	3l	97	ARG	Sidechain
1	3m	143	ARG	Sidechain
1	3m	154	ARG	Sidechain
1	3m	164	TYR	Sidechain
1	3m	173	ARG	Sidechain
1	3m	18	ARG	Sidechain
1	3n	132	ARG	Sidechain
1	3n	169	TYR	Sidechain
1	3n	173	ARG	Sidechain
1	3n	97	ARG	Sidechain
1	3o	143	ARG	Sidechain
1	3o	145	TYR	Sidechain
1	3o	162	ARG	Sidechain
1	3o	97	ARG	Sidechain
1	3p	100	ARG	Sidechain
1	3p	143	ARG	Sidechain
1	3p	167	ARG	Sidechain

Continued on next page...

Continued from previous page...

Mol	Chain	Res	Type	Group
1	3p	169	TYR	Sidechain
1	3p	18	ARG	Sidechain
1	3p	32	PHE	Sidechain
1	3p	87	HIS	Sidechain
1	3q	124	ILE	Peptide
1	3q	132	ARG	Sidechain
1	3q	164	TYR	Sidechain
1	3q	167	ARG	Sidechain
1	3q	229	ARG	Sidechain
1	3r	12	HIS	Sidechain
1	3r	120	HIS	Sidechain
1	3r	121	ASN	Peptide
1	3r	130	TYR	Sidechain
1	3r	132	ARG	Sidechain
1	3r	145	TYR	Sidechain
1	3r	167	ARG	Sidechain
1	3r	18	ARG	Sidechain
1	3r	82	ARG	Sidechain
1	3s	120	HIS	Sidechain
1	3s	145	TYR	Sidechain
1	3s	154	ARG	Sidechain
1	3s	162	ARG	Sidechain
1	3s	164	TYR	Sidechain
1	3s	173	ARG	Sidechain
1	3s	82	ARG	Sidechain
1	3s	84	HIS	Sidechain
1	3s	97	ARG	Sidechain
1	3t	121	ASN	Peptide
1	3t	132	ARG	Sidechain
1	3t	143	ARG	Sidechain
1	3t	162	ARG	Sidechain
1	3t	173	ARG	Sidechain
1	3t	18	ARG	Sidechain
1	3t	40	PHE	Sidechain
1	3t	87	HIS	Sidechain
1	3t	97	ARG	Sidechain
1	3u	143	ARG	Sidechain
1	3u	145	TYR	Sidechain
1	3u	169	TYR	Sidechain
1	3u	173	ARG	Sidechain
1	3u	82	ARG	Sidechain
1	3v	121	ASN	Peptide

Continued on next page...

Continued from previous page...

Mol	Chain	Res	Type	Group
1	3v	145	TYR	Sidechain
1	3v	167	ARG	Sidechain
1	3v	195	ASN	Peptide
1	3v	87	HIS	Sidechain
1	3w	143	ARG	Sidechain
1	3w	145	TYR	Sidechain
1	3w	169	TYR	Sidechain
1	3w	173	ARG	Sidechain
1	3w	18	ARG	Sidechain
1	3w	226	HIS	Sidechain
1	3w	82	ARG	Sidechain
1	3x	130	TYR	Sidechain
1	3x	226	HIS	Sidechain
1	3y	130	TYR	Sidechain
1	3y	132	ARG	Sidechain
1	3y	145	TYR	Sidechain
1	3y	162	ARG	Sidechain
1	3y	221	VAL	Peptide
1	3y	87	HIS	Sidechain
1	3z	100	ARG	Sidechain
1	3z	130	TYR	Sidechain
1	3z	132	ARG	Sidechain
1	3z	143	ARG	Sidechain
1	3z	146	SER	Peptide
1	3z	162	ARG	Sidechain
1	3z	167	ARG	Sidechain
1	3z	168	PHE	Sidechain
1	4	100	ARG	Sidechain
1	4	143	ARG	Sidechain
1	4	145	TYR	Sidechain
1	4	150	ILE	Mainchain
1	4	154	ARG	Sidechain
1	4	162	ARG	Sidechain
1	4	18	ARG	Sidechain
1	4	82	ARG	Sidechain
1	40	121	ASN	Peptide
1	40	145	TYR	Sidechain
1	40	229	ARG	Sidechain
1	40	97	ARG	Sidechain
1	41	124	ILE	Peptide
1	41	145	TYR	Sidechain
1	41	226	HIS	Sidechain

Continued on next page...

Continued from previous page...

Mol	Chain	Res	Type	Group
1	41	62	HIS	Sidechain
1	42	100	ARG	Sidechain
1	42	132	ARG	Sidechain
1	42	145	TYR	Sidechain
1	42	146	SER	Peptide
1	42	164	TYR	Sidechain
1	42	17	PRO	Peptide
1	42	229	ARG	Sidechain
1	42	82	ARG	Sidechain
1	42	89	GLY	Peptide
1	43	132	ARG	Sidechain
1	43	173	ARG	Sidechain
1	43	18	ARG	Sidechain
1	44	121	ASN	Peptide
1	44	143	ARG	Sidechain
1	44	173	ARG	Sidechain
1	44	195	ASN	Peptide
1	44	229	ARG	Sidechain
1	45	132	ARG	Sidechain
1	45	173	ARG	Sidechain
1	45	229	ARG	Sidechain
1	46	145	TYR	Sidechain
1	46	154	ARG	Sidechain
1	46	167	ARG	Sidechain
1	46	168	PHE	Sidechain
1	46	208	ALA	Peptide
1	46	82	ARG	Sidechain
1	46	84	HIS	Sidechain
1	47	130	TYR	Sidechain
1	47	132	ARG	Sidechain
1	47	145	TYR	Sidechain
1	47	154	ARG	Sidechain
1	47	167	ARG	Sidechain
1	47	169	TYR	Sidechain
1	47	173	ARG	Sidechain
1	47	18	ARG	Sidechain
1	48	121	ASN	Peptide
1	48	132	ARG	Sidechain
1	48	173	ARG	Sidechain
1	49	121	ASN	Peptide
1	49	145	TYR	Sidechain
1	49	159	GLU	Peptide

Continued on next page...

Continued from previous page...

Mol	Chain	Res	Type	Group
1	49	167	ARG	Sidechain
1	49	229	ARG	Sidechain
1	4A	100	ARG	Sidechain
1	4A	130	TYR	Sidechain
1	4A	143	ARG	Sidechain
1	4A	145	TYR	Sidechain
1	4A	154	ARG	Sidechain
1	4A	161	PHE	Sidechain
1	4A	169	TYR	Sidechain
1	4A	173	ARG	Sidechain
1	4B	132	ARG	Sidechain
1	4B	169	TYR	Sidechain
1	4B	18	ARG	Sidechain
1	4B	89	GLY	Peptide
1	4C	121	ASN	Peptide
1	4C	124	ILE	Peptide
1	4C	154	ARG	Sidechain
1	4C	18	ARG	Sidechain
1	4C	229	ARG	Sidechain
1	4D	162	ARG	Sidechain
1	4D	164	TYR	Sidechain
1	4D	82	ARG	Sidechain
1	4D	84	HIS	Sidechain
1	4D	97	ARG	Sidechain
1	4E	124	ILE	Peptide
1	4E	143	ARG	Sidechain
1	4E	145	TYR	Sidechain
1	4E	169	TYR	Sidechain
1	4E	226	HIS	Sidechain
1	4E	227	LYS	Peptide
1	4E	32	PHE	Sidechain
1	4E	40	PHE	Sidechain
1	4F	121	ASN	Peptide
1	4F	130	TYR	Sidechain
1	4F	143	ARG	Sidechain
1	4F	164	TYR	Sidechain
1	4F	40	PHE	Sidechain
1	4F	82	ARG	Sidechain
1	4F	84	HIS	Sidechain
1	4G	145	TYR	Sidechain
1	4G	164	TYR	Sidechain
1	4G	167	ARG	Sidechain

Continued on next page...

Continued from previous page...

Mol	Chain	Res	Type	Group
1	4G	173	ARG	Sidechain
1	4H	84	HIS	Peptide
1	4I	100	ARG	Sidechain
1	4I	121	ASN	Peptide
1	4I	145	TYR	Sidechain
1	4I	42	ALA	Mainchain
1	4I	62	HIS	Sidechain
1	4I	87	HIS	Sidechain
1	4I	97	ARG	Sidechain
1	4J	145	TYR	Sidechain
1	4J	168	PHE	Sidechain
1	4J	169	TYR	Sidechain
1	4J	173	ARG	Sidechain
1	4J	18	ARG	Sidechain
1	4J	229	ARG	Sidechain
1	4K	130	TYR	Sidechain
1	4K	167	ARG	Sidechain
1	4K	169	TYR	Sidechain
1	4K	173	ARG	Sidechain
1	4K	89	GLY	Peptide
1	4L	143	ARG	Sidechain
1	4L	147	PRO	Peptide
1	4L	161	PHE	Sidechain
1	4L	162	ARG	Sidechain
1	4L	168	PHE	Sidechain
1	4L	169	TYR	Sidechain
1	4L	173	ARG	Sidechain
1	4M	121	ASN	Peptide
1	4M	154	ARG	Sidechain
1	4M	169	TYR	Sidechain
1	4M	18	ARG	Sidechain
1	4N	143	ARG	Sidechain
1	4N	145	TYR	Sidechain
1	4N	169	TYR	Sidechain
1	4N	226	HIS	Sidechain
1	4N	229	ARG	Sidechain
1	4O	121	ASN	Peptide
1	4O	145	TYR	Sidechain
1	4O	164	TYR	Sidechain
1	4O	169	TYR	Sidechain
1	4P	130	TYR	Sidechain
1	4P	132	ARG	Sidechain

Continued on next page...

Continued from previous page...

Mol	Chain	Res	Type	Group
1	4P	167	ARG	Sidechain
1	4P	82	ARG	Sidechain
1	4Q	143	ARG	Sidechain
1	4Q	162	ARG	Sidechain
1	4Q	167	ARG	Sidechain
1	4R	132	ARG	Sidechain
1	4R	143	ARG	Sidechain
1	4R	164	TYR	Sidechain
1	4R	167	ARG	Sidechain
1	4R	229	ARG	Sidechain
1	4R	32	PHE	Sidechain
1	4R	97	ARG	Sidechain
1	4S	100	ARG	Sidechain
1	4S	159	GLU	Peptide
1	4S	162	ARG	Sidechain
1	4S	164	TYR	Sidechain
1	4S	173	ARG	Sidechain
1	4S	84	HIS	Sidechain
1	4S	97	ARG	Sidechain
1	4T	162	ARG	Sidechain
1	4T	168	PHE	Sidechain
1	4U	100	ARG	Sidechain
1	4U	121	ASN	Peptide
1	4U	154	ARG	Sidechain
1	4U	162	ARG	Sidechain
1	4U	173	ARG	Sidechain
1	4U	229	ARG	Sidechain
1	4V	130	TYR	Sidechain
1	4V	229	ARG	Sidechain
1	4W	132	ARG	Sidechain
1	4W	143	ARG	Sidechain
1	4W	145	TYR	Sidechain
1	4X	12	HIS	Sidechain
1	4X	132	ARG	Sidechain
1	4X	143	ARG	Sidechain
1	4X	62	HIS	Sidechain
1	4X	8	GLY	Peptide
1	4Y	121	ASN	Peptide
1	4Y	123	PRO	Peptide
1	4Y	145	TYR	Sidechain
1	4Y	154	ARG	Sidechain
1	4Y	16	SER	Peptide

Continued on next page...

Continued from previous page...

Mol	Chain	Res	Type	Group
1	4Y	162	ARG	Sidechain
1	4Y	167	ARG	Sidechain
1	4Y	173	ARG	Sidechain
1	4Y	229	ARG	Sidechain
1	4Y	87	HIS	Sidechain
1	4Z	145	TYR	Sidechain
1	4Z	229	ARG	Sidechain
1	4Z	82	ARG	Sidechain
1	4a	124	ILE	Peptide
1	4a	143	ARG	Sidechain
1	4a	154	ARG	Sidechain
1	4a	162	ARG	Sidechain
1	4a	169	TYR	Sidechain
1	4a	217	ALA	Peptide
1	4a	223	GLY	Peptide
1	4a	87	HIS	Sidechain
1	4b	143	ARG	Sidechain
1	4b	167	ARG	Sidechain
1	4b	173	ARG	Sidechain
1	4b	32	PHE	Sidechain
1	4b	89	GLY	Peptide
1	4c	12	HIS	Sidechain
1	4c	130	TYR	Sidechain
1	4c	162	ARG	Sidechain
1	4c	169	TYR	Sidechain
1	4c	32	PHE	Peptide
1	4c	40	PHE	Sidechain
1	4c	99	PRO	Peptide
1	4d	143	ARG	Sidechain
1	4d	161	PHE	Sidechain
1	4d	164	TYR	Sidechain
1	4d	167	ARG	Sidechain
1	4d	229	ARG	Sidechain
1	4d	97	ARG	Sidechain
1	4e	124	ILE	Peptide
1	4e	132	ARG	Sidechain
1	4e	145	TYR	Sidechain
1	4e	226	HIS	Sidechain
1	4e	229	ARG	Sidechain
1	4e	82	ARG	Sidechain
1	4e	87	HIS	Sidechain
1	4f	124	ILE	Peptide

Continued on next page...

Continued from previous page...

Mol	Chain	Res	Type	Group
1	4f	132	ARG	Sidechain
1	4f	226	HIS	Sidechain
1	4f	229	ARG	Sidechain
1	4g	124	ILE	Peptide
1	4g	130	TYR	Sidechain
1	4g	146	SER	Peptide
1	4g	154	ARG	Sidechain
1	4g	167	ARG	Sidechain
1	4g	18	ARG	Sidechain
1	4g	84	HIS	Peptide
1	4h	121	ASN	Peptide
1	4h	145	TYR	Sidechain
1	4h	87	HIS	Sidechain
1	4i	154	ARG	Sidechain
1	4i	18	ARG	Sidechain
1	4i	229	ARG	Sidechain
1	4i	40	PHE	Sidechain
1	4j	124	ILE	Peptide
1	4j	145	TYR	Sidechain
1	4j	228	ALA	Peptide
1	4j	230	VAL	Peptide
1	4j	33	SER	Peptide
1	4j	99	PRO	Peptide
1	4k	121	ASN	Peptide
1	4k	132	ARG	Sidechain
1	4k	162	ARG	Sidechain
1	4k	18	ARG	Sidechain
1	4k	229	ARG	Sidechain
1	4l	145	TYR	Sidechain
1	4l	154	ARG	Sidechain
1	4l	188	THR	Peptide
1	4l	213	GLU	Mainchain
1	4l	52	LEU	Mainchain
1	4m	105	ALA	Peptide
1	4m	121	ASN	Peptide
1	4m	132	ARG	Sidechain
1	4m	169	TYR	Sidechain
1	4m	62	HIS	Peptide
1	4m	82	ARG	Sidechain
1	4m	84	HIS	Peptide
1	4n	154	ARG	Sidechain
1	4n	169	TYR	Sidechain

Continued on next page...

Continued from previous page...

Mol	Chain	Res	Type	Group
1	4n	229	ARG	Sidechain
1	4o	100	ARG	Sidechain
1	4o	132	ARG	Sidechain
1	4o	145	TYR	Sidechain
1	4o	161	PHE	Sidechain
1	4o	162	ARG	Sidechain
1	4o	164	TYR	Sidechain
1	4o	169	TYR	Sidechain
1	4o	173	ARG	Sidechain
1	4o	229	ARG	Sidechain
1	4o	95	GLN	Peptide
1	4p	100	ARG	Sidechain
1	4p	162	ARG	Sidechain
1	4p	18	ARG	Sidechain
1	4p	229	ARG	Sidechain
1	4p	40	PHE	Sidechain
1	4p	87	HIS	Sidechain
1	4q	107	THR	Peptide
1	4q	121	ASN	Peptide
1	4q	130	TYR	Sidechain
1	4q	18	ARG	Sidechain
1	4q	193	ASN	Peptide
1	4q	229	ARG	Sidechain
1	4r	100	ARG	Sidechain
1	4r	132	ARG	Sidechain
1	4r	145	TYR	Sidechain
1	4r	159	GLU	Peptide
1	4r	164	TYR	Sidechain
1	4r	193	ASN	Peptide
1	4r	223	GLY	Peptide
1	4s	12	HIS	Sidechain
1	4s	120	HIS	Sidechain
1	4s	145	TYR	Sidechain
1	4s	18	ARG	Sidechain
1	4s	32	PHE	Sidechain
1	4t	130	TYR	Sidechain
1	4t	162	ARG	Sidechain
1	4t	164	TYR	Sidechain
1	4u	132	ARG	Sidechain
1	4u	173	ARG	Sidechain
1	4u	18	ARG	Sidechain
1	4u	181	VAL	Mainchain

Continued on next page...

Continued from previous page...

Mol	Chain	Res	Type	Group
1	4u	84	HIS	Sidechain
1	4v	121	ASN	Peptide
1	4v	154	ARG	Sidechain
1	4v	173	ARG	Sidechain
1	4w	124	ILE	Peptide
1	4w	132	ARG	Sidechain
1	4w	145	TYR	Sidechain
1	4w	18	ARG	Sidechain
1	4w	193	ASN	Mainchain
1	4w	229	ARG	Sidechain
1	4w	32	PHE	Sidechain
1	4w	40	PHE	Sidechain
1	4x	169	TYR	Sidechain
1	4x	173	ARG	Sidechain
1	4x	226	HIS	Sidechain
1	4x	229	ARG	Sidechain
1	4y	132	ARG	Sidechain
1	4y	145	TYR	Sidechain
1	4y	162	ARG	Sidechain
1	4y	173	ARG	Sidechain
1	4y	62	HIS	Sidechain
1	4y	97	ARG	Sidechain
1	4z	130	TYR	Sidechain
1	4z	132	ARG	Sidechain
1	4z	143	ARG	Sidechain
1	4z	154	ARG	Sidechain
1	4z	229	ARG	Sidechain
1	4z	82	ARG	Sidechain
1	5	100	ARG	Sidechain
1	5	121	ASN	Peptide
1	5	124	ILE	Peptide
1	5	132	ARG	Sidechain
1	5	154	ARG	Sidechain
1	5	162	ARG	Sidechain
1	5	164	TYR	Sidechain
1	5	167	ARG	Sidechain
1	5	168	PHE	Sidechain
1	5	169	TYR	Sidechain
1	5	173	ARG	Sidechain
1	5	18	ARG	Sidechain
1	5	48	THR	Peptide
1	50	130	TYR	Sidechain

Continued on next page...

Continued from previous page...

Mol	Chain	Res	Type	Group
1	50	132	ARG	Sidechain
1	50	143	ARG	Sidechain
1	50	216	THR	Peptide
1	50	97	ARG	Sidechain
1	51	132	ARG	Sidechain
1	51	226	HIS	Sidechain
1	51	230	VAL	Peptide
1	52	169	TYR	Sidechain
1	52	18	ARG	Sidechain
1	53	167	ARG	Sidechain
1	53	169	TYR	Sidechain
1	54	130	TYR	Sidechain
1	54	143	ARG	Sidechain
1	54	145	TYR	Sidechain
1	55	100	ARG	Sidechain
1	55	121	ASN	Peptide
1	55	132	ARG	Sidechain
1	55	162	ARG	Sidechain
1	55	169	TYR	Sidechain
1	55	173	ARG	Sidechain
1	55	229	ARG	Sidechain
1	55	87	HIS	Sidechain
1	56	124	ILE	Peptide
1	56	130	TYR	Sidechain
1	56	145	TYR	Sidechain
1	56	164	TYR	Sidechain
1	56	173	ARG	Sidechain
1	56	18	ARG	Sidechain
1	56	62	HIS	Sidechain
1	56	97	ARG	Sidechain
1	57	143	ARG	Sidechain
1	57	167	ARG	Sidechain
1	57	173	ARG	Sidechain
1	57	187	GLU	Peptide
1	57	229	ARG	Sidechain
1	58	100	ARG	Sidechain
1	58	121	ASN	Peptide
1	58	143	ARG	Sidechain
1	58	164	TYR	Sidechain
1	58	40	PHE	Sidechain
1	59	132	ARG	Sidechain
1	59	162	ARG	Sidechain

Continued on next page...

Continued from previous page...

Mol	Chain	Res	Type	Group
1	59	164	TYR	Sidechain
1	59	18	ARG	Sidechain
1	59	229	ARG	Sidechain
1	5A	120	HIS	Sidechain
1	5A	130	TYR	Sidechain
1	5A	132	ARG	Sidechain
1	5A	139	ASN	Mainchain
1	5A	143	ARG	Sidechain
1	5A	154	ARG	Sidechain
1	5A	167	ARG	Sidechain
1	5A	169	TYR	Sidechain
1	5A	226	HIS	Sidechain
1	5A	62	HIS	Sidechain
1	5A	97	ARG	Sidechain
1	5B	143	ARG	Sidechain
1	5B	145	TYR	Sidechain
1	5B	168	PHE	Sidechain
1	5C	120	HIS	Sidechain
1	5C	130	TYR	Sidechain
1	5C	169	TYR	Sidechain
1	5D	121	ASN	Peptide
1	5D	132	ARG	Sidechain
1	5D	154	ARG	Sidechain
1	5D	167	ARG	Sidechain
1	5D	229	ARG	Sidechain
1	5D	84	HIS	Sidechain
1	5E	115	ILE	Mainchain
1	5E	143	ARG	Sidechain
1	5E	145	TYR	Sidechain
1	5E	148	THR	Peptide
1	5E	167	ARG	Sidechain
1	5E	18	ARG	Sidechain
1	5F	120	HIS	Sidechain
1	5F	143	ARG	Sidechain
1	5F	164	TYR	Sidechain
1	5F	173	ARG	Sidechain
1	5F	229	ARG	Sidechain
1	5F	82	ARG	Sidechain
1	5F	97	ARG	Sidechain
1	5G	121	ASN	Peptide
1	5G	164	TYR	Sidechain
1	5G	18	ARG	Sidechain

Continued on next page...

Continued from previous page...

Mol	Chain	Res	Type	Group
1	5G	226	HIS	Sidechain
1	5H	130	TYR	Sidechain
1	5H	132	ARG	Sidechain
1	5H	145	TYR	Sidechain
1	5H	154	ARG	Sidechain
1	5H	18	ARG	Sidechain
1	5H	226	HIS	Sidechain
1	5I	154	ARG	Sidechain
1	5I	162	ARG	Sidechain
1	5I	167	ARG	Sidechain
1	5I	82	ARG	Sidechain
1	5J	100	ARG	Sidechain
1	5J	120	HIS	Sidechain
1	5J	167	ARG	Sidechain
1	5J	169	TYR	Sidechain
1	5J	229	ARG	Sidechain
1	5J	84	HIS	Sidechain
1	5J	97	ARG	Sidechain
1	5K	124	ILE	Peptide
1	5K	143	ARG	Sidechain
1	5L	162	ARG	Sidechain
1	5L	164	TYR	Sidechain
1	5L	173	ARG	Sidechain
1	5L	62	HIS	Sidechain
1	5M	169	TYR	Sidechain
1	5M	18	ARG	Sidechain
1	5M	62	HIS	Sidechain
1	5M	9	GLN	Peptide
1	5M	97	ARG	Sidechain
1	5N	132	ARG	Sidechain
1	5N	40	PHE	Sidechain
1	5O	120	HIS	Sidechain
1	5O	146	SER	Peptide
1	5O	154	ARG	Sidechain
1	5O	162	ARG	Sidechain
1	5O	167	ARG	Sidechain
1	5O	229	ARG	Sidechain
1	5P	154	ARG	Sidechain
1	5P	162	ARG	Sidechain
1	5P	164	TYR	Sidechain
1	5P	167	ARG	Sidechain
1	5P	169	TYR	Sidechain

Continued on next page...

Continued from previous page...

Mol	Chain	Res	Type	Group
1	5P	229	ARG	Sidechain
1	5P	62	HIS	Sidechain
1	5P	97	ARG	Sidechain
1	5Q	100	ARG	Sidechain
1	5Q	124	ILE	Peptide
1	5Q	132	ARG	Sidechain
1	5Q	162	ARG	Sidechain
1	5Q	167	ARG	Sidechain
1	5Q	169	TYR	Sidechain
1	5Q	173	ARG	Sidechain
1	5Q	84	HIS	Peptide
1	5R	100	ARG	Sidechain
1	5R	154	ARG	Sidechain
1	5R	169	TYR	Sidechain
1	5R	173	ARG	Sidechain
1	5R	84	HIS	Peptide
1	5S	130	TYR	Sidechain
1	5S	132	ARG	Sidechain
1	5S	143	ARG	Sidechain
1	5S	29	GLU	Peptide
1	5T	11	VAL	Peptide
1	5T	12	HIS	Sidechain
1	5T	130	TYR	Sidechain
1	5T	173	ARG	Sidechain
1	5T	18	ARG	Sidechain
1	5T	226	HIS	Sidechain
1	5T	62	HIS	Sidechain
1	5T	82	ARG	Sidechain
1	5U	130	TYR	Sidechain
1	5U	143	ARG	Sidechain
1	5U	145	TYR	Sidechain
1	5U	167	ARG	Sidechain
1	5U	169	TYR	Sidechain
1	5U	229	ARG	Sidechain
1	5U	97	ARG	Sidechain
1	5V	132	ARG	Sidechain
1	5V	162	ARG	Sidechain
1	5V	82	ARG	Sidechain
1	5W	100	ARG	Sidechain
1	5W	132	ARG	Sidechain
1	5W	143	ARG	Sidechain
1	5W	154	ARG	Sidechain

Continued on next page...

Continued from previous page...

Mol	Chain	Res	Type	Group
1	5W	164	TYR	Sidechain
1	5W	18	ARG	Sidechain
1	5X	130	TYR	Sidechain
1	5X	132	ARG	Sidechain
1	5X	143	ARG	Sidechain
1	5X	154	ARG	Sidechain
1	5X	173	ARG	Sidechain
1	5Y	124	ILE	Peptide
1	5Z	121	ASN	Peptide
1	5Z	167	ARG	Sidechain
1	5Z	173	ARG	Sidechain
1	5Z	18	ARG	Sidechain
1	5a	132	ARG	Sidechain
1	5a	145	TYR	Sidechain
1	5a	162	ARG	Sidechain
1	5a	167	ARG	Sidechain
1	5a	169	TYR	Sidechain
1	5a	173	ARG	Sidechain
1	5b	120	HIS	Sidechain
1	5b	132	ARG	Sidechain
1	5b	143	ARG	Sidechain
1	5b	148	THR	Peptide
1	5b	162	ARG	Sidechain
1	5b	195	ASN	Peptide
1	5c	100	ARG	Sidechain
1	5c	121	ASN	Peptide
1	5c	130	TYR	Sidechain
1	5c	154	ARG	Sidechain
1	5c	62	HIS	Sidechain
1	5d	145	TYR	Sidechain
1	5d	161	PHE	Sidechain
1	5d	167	ARG	Sidechain
1	5d	18	ARG	Sidechain
1	5d	226	HIS	Sidechain
1	5e	229	ARG	Sidechain
1	5f	143	ARG	Sidechain
1	5f	145	TYR	Sidechain
1	5f	154	ARG	Sidechain
1	5f	162	ARG	Sidechain
1	5f	164	TYR	Sidechain
1	5f	167	ARG	Sidechain
1	5g	124	ILE	Peptide

Continued on next page...

Continued from previous page...

Mol	Chain	Res	Type	Group
1	5g	164	TYR	Sidechain
1	5g	189	LEU	Peptide
1	5g	2	ILE	Peptide
1	5g	226	HIS	Sidechain
1	5g	87	HIS	Sidechain
1	5h	120	HIS	Sidechain
1	5h	121	ASN	Peptide
1	5h	164	TYR	Sidechain
1	5h	169	TYR	Sidechain
1	5i	100	ARG	Sidechain
1	5i	162	ARG	Sidechain
1	5i	167	ARG	Sidechain
1	5i	173	ARG	Sidechain
1	5j	18	ARG	Sidechain
1	5k	121	ASN	Peptide
1	5k	130	TYR	Sidechain
1	5k	169	TYR	Sidechain
1	5k	173	ARG	Sidechain
1	5k	32	PHE	Sidechain
1	5k	97	ARG	Sidechain
1	5l	100	ARG	Sidechain
1	5l	132	ARG	Sidechain
1	5l	145	TYR	Sidechain
1	5l	156	GLY	Peptide
1	5l	164	TYR	Sidechain
1	5l	195	ASN	Peptide
1	5l	97	ARG	Sidechain
1	5m	12	HIS	Sidechain
1	5m	132	ARG	Sidechain
1	5m	145	TYR	Sidechain
1	5m	167	ARG	Sidechain
1	5m	173	ARG	Sidechain
1	5m	226	HIS	Sidechain
1	5n	100	ARG	Sidechain
1	5n	130	TYR	Sidechain
1	5n	164	TYR	Sidechain
1	5n	82	ARG	Sidechain
1	5o	120	HIS	Sidechain
1	5o	154	ARG	Sidechain
1	5o	164	TYR	Sidechain
1	5o	18	ARG	Sidechain
1	5o	33	SER	Peptide

Continued on next page...

Continued from previous page...

Mol	Chain	Res	Type	Group
1	5o	62	HIS	Sidechain
1	5o	82	ARG	Sidechain
1	5p	132	ARG	Sidechain
1	5p	145	TYR	Sidechain
1	5p	162	ARG	Sidechain
1	5p	229	ARG	Sidechain
1	5p	40	PHE	Sidechain
1	5q	130	TYR	Sidechain
1	5q	132	ARG	Sidechain
1	5q	82	ARG	Sidechain
1	5r	132	ARG	Sidechain
1	5r	145	TYR	Sidechain
1	5r	172	LEU	Peptide
1	5r	173	ARG	Sidechain
1	5r	84	HIS	Sidechain
1	5s	121	ASN	Peptide
1	5s	132	ARG	Sidechain
1	5s	167	ARG	Sidechain
1	5s	169	TYR	Sidechain
1	5s	32	PHE	Sidechain
1	5s	71	GLU	Mainchain
1	5s	97	ARG	Sidechain
1	5t	120	HIS	Sidechain
1	5t	142	VAL	Peptide
1	5t	145	TYR	Sidechain
1	5t	154	ARG	Sidechain
1	5t	162	ARG	Sidechain
1	5t	229	ARG	Sidechain
1	5u	132	ARG	Sidechain
1	5u	167	ARG	Sidechain
1	5u	82	ARG	Sidechain
1	5u	84	HIS	Sidechain
1	5v	154	ARG	Sidechain
1	5v	164	TYR	Sidechain
1	5v	168	PHE	Sidechain
1	5v	173	ARG	Sidechain
1	5v	29	GLU	Peptide
1	5v	62	HIS	Sidechain
1	5w	121	ASN	Peptide
1	5w	143	ARG	Sidechain
1	5w	145	TYR	Sidechain
1	5w	164	TYR	Sidechain

Continued on next page...

Continued from previous page...

Mol	Chain	Res	Type	Group
1	5w	226	HIS	Sidechain
1	5x	12	HIS	Sidechain
1	5x	130	TYR	Sidechain
1	5x	143	ARG	Sidechain
1	5x	168	PHE	Sidechain
1	5x	229	ARG	Sidechain
1	5x	84	HIS	Sidechain
1	5y	100	ARG	Sidechain
1	5y	121	ASN	Peptide
1	5y	130	TYR	Sidechain
1	5y	164	TYR	Sidechain
1	5y	167	ARG	Sidechain
1	5y	40	PHE	Sidechain
1	5y	87	HIS	Sidechain
1	5z	130	TYR	Sidechain
1	5z	206	GLY	Peptide
1	5z	229	ARG	Sidechain
1	5z	82	ARG	Sidechain
1	6	130	TYR	Sidechain
1	6	132	ARG	Sidechain
1	6	168	PHE	Sidechain
1	6	169	TYR	Sidechain
1	6	173	ARG	Sidechain
1	60	132	ARG	Sidechain
1	60	145	TYR	Sidechain
1	60	167	ARG	Sidechain
1	61	229	ARG	Sidechain
1	61	84	HIS	Sidechain
1	62	145	TYR	Sidechain
1	62	162	ARG	Sidechain
1	62	169	TYR	Sidechain
1	62	229	ARG	Sidechain
1	62	62	HIS	Sidechain
1	62	82	ARG	Sidechain
1	63	132	ARG	Sidechain
1	63	162	ARG	Sidechain
1	63	168	PHE	Sidechain
1	63	18	ARG	Sidechain
1	63	87	HIS	Sidechain
1	64	145	TYR	Sidechain
1	64	154	ARG	Sidechain
1	64	18	ARG	Sidechain

Continued on next page...

Continued from previous page...

Mol	Chain	Res	Type	Group
1	64	82	ARG	Sidechain
1	64	84	HIS	Sidechain
1	64	87	HIS	Sidechain
1	65	100	ARG	Sidechain
1	65	121	ASN	Peptide
1	65	124	ILE	Peptide
1	65	130	TYR	Sidechain
1	65	164	TYR	Sidechain
1	65	167	ARG	Sidechain
1	65	195	ASN	Peptide
1	65	82	ARG	Sidechain
1	65	84	HIS	Sidechain
1	66	18	ARG	Sidechain
1	66	97	ARG	Sidechain
1	67	124	ILE	Peptide
1	67	159	GLU	Peptide
1	67	167	ARG	Sidechain
1	67	82	ARG	Sidechain
1	67	84	HIS	Sidechain
1	68	100	ARG	Sidechain
1	68	154	ARG	Sidechain
1	68	162	ARG	Sidechain
1	68	167	ARG	Sidechain
1	68	173	ARG	Sidechain
1	68	18	ARG	Sidechain
1	68	82	ARG	Sidechain
1	69	121	ASN	Peptide
1	69	123	PRO	Peptide
1	69	143	ARG	Sidechain
1	69	229	ARG	Sidechain
1	6A	120	HIS	Sidechain
1	6A	143	ARG	Sidechain
1	6B	120	HIS	Sidechain
1	6B	121	ASN	Peptide
1	6B	132	ARG	Sidechain
1	6B	154	ARG	Sidechain
1	6B	167	ARG	Sidechain
1	6B	173	ARG	Sidechain
1	6B	84	HIS	Sidechain
1	6C	121	ASN	Peptide
1	6C	130	TYR	Sidechain
1	6C	132	ARG	Sidechain

Continued on next page...

Continued from previous page...

Mol	Chain	Res	Type	Group
1	6C	145	TYR	Sidechain
1	6C	162	ARG	Sidechain
1	6C	164	TYR	Sidechain
1	6C	167	ARG	Sidechain
1	6C	173	ARG	Sidechain
1	6C	82	ARG	Sidechain
1	6D	121	ASN	Peptide
1	6D	169	TYR	Sidechain
1	6D	18	ARG	Sidechain
1	6D	51	ASP	Mainchain
1	6E	12	HIS	Sidechain
1	6E	154	ARG	Sidechain
1	6E	167	ARG	Sidechain
1	6E	173	ARG	Sidechain
1	6F	143	ARG	Sidechain
1	6F	145	TYR	Sidechain
1	6F	169	TYR	Sidechain
1	6F	206	GLY	Peptide
1	6G	164	TYR	Sidechain
1	6G	82	ARG	Sidechain
1	6H	130	TYR	Sidechain
1	6H	162	ARG	Sidechain
1	6H	167	ARG	Sidechain
1	6H	169	TYR	Sidechain
1	6H	84	HIS	Sidechain
1	6I	130	TYR	Sidechain
1	6I	143	ARG	Sidechain
1	6I	154	ARG	Sidechain
1	6I	169	TYR	Sidechain
1	6I	173	ARG	Sidechain
1	6I	40	PHE	Sidechain
1	6J	161	PHE	Sidechain
1	6J	169	TYR	Sidechain
1	6J	229	ARG	Sidechain
1	6J	82	ARG	Sidechain
1	6K	120	HIS	Sidechain
1	6K	145	TYR	Sidechain
1	6K	146	SER	Peptide
1	6K	169	TYR	Sidechain
1	6K	173	ARG	Sidechain
1	6K	226	HIS	Sidechain
1	6K	32	PHE	Sidechain

Continued on next page...

Continued from previous page...

Mol	Chain	Res	Type	Group
1	6L	132	ARG	Sidechain
1	6L	154	ARG	Sidechain
1	6L	229	ARG	Sidechain
1	6L	32	PHE	Sidechain
1	6M	145	TYR	Sidechain
1	6M	154	ARG	Sidechain
1	6M	169	TYR	Sidechain
1	6M	173	ARG	Sidechain
1	6M	18	ARG	Sidechain
1	6M	82	ARG	Sidechain
1	6N	130	TYR	Sidechain
1	6N	145	TYR	Sidechain
1	6N	16	SER	Peptide
1	6N	167	ARG	Sidechain
1	6N	18	ARG	Sidechain
1	6N	226	HIS	Sidechain
1	6N	82	ARG	Sidechain
1	6O	132	ARG	Sidechain
1	6O	164	TYR	Sidechain
1	6O	167	ARG	Sidechain
1	6O	168	PHE	Sidechain
1	6O	32	PHE	Sidechain
1	6O	40	PHE	Sidechain
1	6O	84	HIS	Sidechain
1	6O	97	ARG	Sidechain
1	6P	121	ASN	Peptide
1	6P	130	TYR	Sidechain
1	6P	132	ARG	Sidechain
1	6P	143	ARG	Sidechain
1	6P	145	TYR	Sidechain
1	6P	154	ARG	Sidechain
1	6P	161	PHE	Sidechain
1	6P	162	ARG	Sidechain
1	6P	173	ARG	Sidechain
1	6P	97	ARG	Sidechain
1	6Q	100	ARG	Sidechain
1	6Q	154	ARG	Sidechain
1	6Q	164	TYR	Sidechain
1	6Q	30	LYS	Peptide
1	6R	100	ARG	Sidechain
1	6R	130	TYR	Sidechain
1	6R	143	ARG	Sidechain

Continued on next page...

Continued from previous page...

Mol	Chain	Res	Type	Group
1	6R	145	TYR	Sidechain
1	6R	167	ARG	Sidechain
1	6S	121	ASN	Peptide
1	6S	132	ARG	Sidechain
1	6S	162	ARG	Sidechain
1	6S	173	ARG	Sidechain
1	6T	124	ILE	Peptide
1	6T	132	ARG	Sidechain
1	6T	154	ARG	Sidechain
1	6T	167	ARG	Sidechain
1	6T	169	TYR	Sidechain
1	6T	173	ARG	Sidechain
1	6T	229	ARG	Sidechain
1	6T	32	PHE	Sidechain
1	6T	40	PHE	Sidechain
1	6T	90	PRO	Peptide
1	6U	130	TYR	Sidechain
1	6U	143	ARG	Sidechain
1	6U	154	ARG	Sidechain
1	6U	162	ARG	Sidechain
1	6U	173	ARG	Sidechain
1	6U	84	HIS	Sidechain
1	6U	97	ARG	Sidechain
1	6V	121	ASN	Peptide
1	6V	130	TYR	Sidechain
1	6V	145	TYR	Sidechain
1	6W	120	HIS	Sidechain
1	6W	145	TYR	Sidechain
1	6W	164	TYR	Sidechain
1	6W	167	ARG	Sidechain
1	6W	18	ARG	Sidechain
1	6W	229	ARG	Sidechain
1	6X	100	ARG	Sidechain
1	6X	162	ARG	Sidechain
1	6X	167	ARG	Sidechain
1	6X	82	ARG	Sidechain
1	6X	99	PRO	Peptide
1	6Y	100	ARG	Sidechain
1	6Y	143	ARG	Sidechain
1	6Y	154	ARG	Sidechain
1	6Y	162	ARG	Sidechain
1	6Y	168	PHE	Sidechain

Continued on next page...

Continued from previous page...

Mol	Chain	Res	Type	Group
1	6Y	18	ARG	Sidechain
1	6Y	82	ARG	Sidechain
1	6Z	145	TYR	Sidechain
1	6Z	146	SER	Peptide
1	6Z	162	ARG	Sidechain
1	6Z	164	TYR	Sidechain
1	6Z	169	TYR	Sidechain
1	6Z	173	ARG	Sidechain
1	6Z	229	ARG	Sidechain
1	6Z	32	PHE	Sidechain
1	6Z	97	ARG	Sidechain
1	6a	100	ARG	Sidechain
1	6a	130	TYR	Sidechain
1	6a	229	ARG	Sidechain
1	6a	82	ARG	Sidechain
1	6b	100	ARG	Sidechain
1	6b	124	ILE	Peptide
1	6b	132	ARG	Sidechain
1	6b	154	ARG	Sidechain
1	6b	164	TYR	Sidechain
1	6b	229	ARG	Sidechain
1	6c	121	ASN	Peptide
1	6c	132	ARG	Sidechain
1	6d	100	ARG	Sidechain
1	6d	121	ASN	Peptide
1	6d	145	TYR	Sidechain
1	6d	154	ARG	Sidechain
1	6d	162	ARG	Sidechain
1	6e	100	ARG	Sidechain
1	6e	132	ARG	Sidechain
1	6e	162	ARG	Sidechain
1	6e	195	ASN	Peptide
1	6f	132	ARG	Sidechain
1	6f	145	TYR	Sidechain
1	6f	164	TYR	Sidechain
1	6f	18	ARG	Sidechain
1	6f	229	ARG	Sidechain
1	6f	62	HIS	Sidechain
1	6g	162	ARG	Sidechain
1	6g	164	TYR	Sidechain
1	6g	167	ARG	Sidechain
1	6g	169	TYR	Sidechain

Continued on next page...

Continued from previous page...

Mol	Chain	Res	Type	Group
1	6g	48	THR	Peptide
1	6g	97	ARG	Sidechain
1	6h	100	ARG	Sidechain
1	6h	145	TYR	Sidechain
1	6h	154	ARG	Sidechain
1	6i	143	ARG	Sidechain
1	6i	154	ARG	Sidechain
1	6i	173	ARG	Sidechain
1	6i	34	PRO	Mainchain
1	6i	62	HIS	Sidechain
1	6j	130	TYR	Sidechain
1	6j	164	TYR	Sidechain
1	6j	167	ARG	Sidechain
1	6j	173	ARG	Sidechain
1	6j	229	ARG	Sidechain
1	6j	82	ARG	Sidechain
1	6k	121	ASN	Peptide
1	6k	124	ILE	Peptide
1	6l	100	ARG	Sidechain
1	6l	132	ARG	Sidechain
1	6l	143	ARG	Sidechain
1	6l	164	TYR	Sidechain
1	6l	173	ARG	Sidechain
1	6l	229	ARG	Sidechain
1	6l	32	PHE	Sidechain
1	6l	62	HIS	Sidechain
1	6m	154	ARG	Sidechain
1	6m	168	PHE	Sidechain
1	6m	229	ARG	Sidechain
1	6m	52	LEU	Mainchain
1	6n	130	TYR	Sidechain
1	6n	143	ARG	Sidechain
1	6n	167	ARG	Sidechain
1	6o	130	TYR	Sidechain
1	6o	154	ARG	Sidechain
1	6o	161	PHE	Sidechain
1	6o	167	ARG	Sidechain
1	6o	168	PHE	Sidechain
1	6o	173	ARG	Sidechain
1	6p	154	ARG	Sidechain
1	6p	162	ARG	Sidechain
1	6p	173	ARG	Sidechain

Continued on next page...

Continued from previous page...

Mol	Chain	Res	Type	Group
1	6p	226	HIS	Sidechain
1	6p	87	HIS	Sidechain
1	6q	100	ARG	Sidechain
1	6q	125	PRO	Mainchain
1	6q	145	TYR	Sidechain
1	6q	164	TYR	Sidechain
1	6q	229	ARG	Sidechain
1	6r	132	ARG	Sidechain
1	6r	162	ARG	Sidechain
1	6r	164	TYR	Sidechain
1	6s	100	ARG	Sidechain
1	6s	120	HIS	Sidechain
1	6s	124	ILE	Peptide
1	6s	130	TYR	Sidechain
1	6s	167	ARG	Sidechain
1	6s	97	ARG	Sidechain
1	6t	130	TYR	Sidechain
1	6t	132	ARG	Sidechain
1	6t	229	ARG	Sidechain
1	6t	84	HIS	Peptide
1	6u	120	HIS	Sidechain
1	6u	121	ASN	Peptide
1	6u	130	TYR	Sidechain
1	6u	143	ARG	Sidechain
1	6u	164	TYR	Sidechain
1	6u	168	PHE	Sidechain
1	6u	169	TYR	Sidechain
1	6v	100	ARG	Sidechain
1	6v	121	ASN	Peptide
1	6v	132	ARG	Sidechain
1	6v	154	ARG	Sidechain
1	6v	167	ARG	Sidechain
1	6v	32	PHE	Sidechain
1	6w	143	ARG	Sidechain
1	6w	154	ARG	Sidechain
1	6w	159	GLU	Peptide
1	6w	169	TYR	Sidechain
1	6w	173	ARG	Sidechain
1	6w	40	PHE	Sidechain
1	6x	100	ARG	Sidechain
1	6x	143	ARG	Sidechain
1	6x	145	TYR	Sidechain

Continued on next page...

Continued from previous page...

Mol	Chain	Res	Type	Group
1	6x	154	ARG	Sidechain
1	6x	164	TYR	Sidechain
1	6x	87	HIS	Sidechain
1	6y	143	ARG	Sidechain
1	6y	167	ARG	Sidechain
1	6z	143	ARG	Sidechain
1	6z	167	ARG	Sidechain
1	7	145	TYR	Sidechain
1	7	82	ARG	Sidechain
1	7	97	ARG	Sidechain
1	70	121	ASN	Peptide
1	70	124	ILE	Peptide
1	70	164	TYR	Sidechain
1	70	229	ARG	Sidechain
1	70	97	ARG	Sidechain
1	71	132	ARG	Sidechain
1	71	145	TYR	Sidechain
1	71	154	ARG	Sidechain
1	71	164	TYR	Sidechain
1	71	169	TYR	Sidechain
1	71	222	GLY	Mainchain
1	71	40	PHE	Sidechain
1	72	143	ARG	Sidechain
1	72	145	TYR	Sidechain
1	72	169	TYR	Sidechain
1	72	62	HIS	Sidechain
1	73	132	ARG	Sidechain
1	73	143	ARG	Sidechain
1	73	145	TYR	Sidechain
1	74	154	ARG	Sidechain
1	74	169	TYR	Sidechain
1	74	173	ARG	Sidechain
1	75	124	ILE	Peptide
1	75	145	TYR	Sidechain
1	75	167	ARG	Sidechain
1	75	168	PHE	Sidechain
1	75	18	ARG	Sidechain
1	75	82	ARG	Sidechain
1	75	84	HIS	Sidechain,Peptide
1	75	87	HIS	Sidechain
1	76	145	TYR	Sidechain
1	76	154	ARG	Sidechain

Continued on next page...

Continued from previous page...

Mol	Chain	Res	Type	Group
1	76	173	ARG	Sidechain
1	76	18	ARG	Sidechain
1	77	100	ARG	Sidechain
1	77	120	HIS	Sidechain
1	77	130	TYR	Sidechain
1	77	131	LYS	Mainchain
1	77	132	ARG	Sidechain
1	77	143	ARG	Sidechain
1	77	161	PHE	Sidechain
1	77	162	ARG	Sidechain
1	77	167	ARG	Sidechain
1	77	169	TYR	Sidechain
1	77	173	ARG	Sidechain
1	77	40	PHE	Sidechain
1	78	143	ARG	Sidechain
1	78	164	TYR	Sidechain
1	78	167	ARG	Sidechain
1	78	82	ARG	Sidechain
1	79	100	ARG	Sidechain
1	79	143	ARG	Sidechain
1	79	162	ARG	Sidechain
1	79	164	TYR	Sidechain
1	79	229	ARG	Sidechain
1	79	97	ARG	Sidechain
1	7A	121	ASN	Peptide
1	7A	132	ARG	Sidechain
1	7A	173	ARG	Sidechain
1	7A	18	ARG	Sidechain
1	7B	162	ARG	Sidechain
1	7B	164	TYR	Sidechain
1	7B	173	ARG	Sidechain
1	7B	18	ARG	Sidechain
1	7C	121	ASN	Peptide
1	7C	132	ARG	Sidechain
1	7C	154	ARG	Sidechain
1	7C	162	ARG	Sidechain
1	7C	164	TYR	Sidechain
1	7C	169	TYR	Sidechain
1	7C	82	ARG	Sidechain
1	7D	121	ASN	Peptide
1	7D	130	TYR	Sidechain
1	7D	143	ARG	Sidechain

Continued on next page...

Continued from previous page...

Mol	Chain	Res	Type	Group
1	7D	154	ARG	Peptide
1	7D	162	ARG	Sidechain
1	7D	164	TYR	Sidechain
1	7D	167	ARG	Sidechain
1	7D	82	ARG	Sidechain
1	7E	132	ARG	Sidechain
1	7E	162	ARG	Sidechain
1	7E	82	ARG	Sidechain
1	7F	167	ARG	Sidechain
1	7F	89	GLY	Peptide
1	7G	12	HIS	Sidechain
1	7G	124	ILE	Peptide
1	7G	154	ARG	Sidechain
1	7G	164	TYR	Sidechain
1	7G	173	ARG	Sidechain
1	7G	229	ARG	Sidechain
1	7G	40	PHE	Sidechain
1	7H	104	ILE	Mainchain
1	7H	120	HIS	Sidechain
1	7H	121	ASN	Peptide
1	7H	127	GLY	Mainchain
1	7H	145	TYR	Sidechain,Peptide
1	7H	18	ARG	Sidechain
1	7H	229	ARG	Sidechain
1	7H	82	ARG	Sidechain
1	7H	97	ARG	Sidechain
1	7I	132	ARG	Sidechain
1	7I	145	TYR	Sidechain
1	7I	154	ARG	Sidechain
1	7I	164	TYR	Sidechain
1	7I	166	ASP	Sidechain
1	7I	169	TYR	Sidechain
1	7I	18	ARG	Sidechain
1	7I	32	PHE	Sidechain
1	7J	120	HIS	Sidechain
1	7J	162	ARG	Sidechain
1	7J	164	TYR	Sidechain
1	7J	168	PHE	Sidechain
1	7J	173	ARG	Sidechain
1	7J	18	ARG	Sidechain
1	7J	87	HIS	Sidechain
1	7K	100	ARG	Sidechain

Continued on next page...

Continued from previous page...

Mol	Chain	Res	Type	Group
1	7K	132	ARG	Sidechain
1	7K	145	TYR	Sidechain
1	7K	164	TYR	Sidechain
1	7K	169	TYR	Sidechain
1	7L	132	ARG	Sidechain
1	7L	143	ARG	Sidechain
1	7L	154	ARG	Sidechain
1	7L	162	ARG	Sidechain
1	7L	169	TYR	Sidechain
1	7L	173	ARG	Sidechain
1	7L	229	ARG	Sidechain
1	7L	32	PHE	Sidechain
1	7L	97	ARG	Sidechain
1	7L	98	GLU	Mainchain
1	7M	124	ILE	Peptide
1	7M	130	TYR	Sidechain
1	7M	145	TYR	Sidechain
1	7M	168	PHE	Sidechain
1	7M	169	TYR	Sidechain
1	7M	173	ARG	Sidechain
1	7M	18	ARG	Sidechain
1	7M	82	ARG	Sidechain
1	7N	100	ARG	Sidechain
1	7N	120	HIS	Sidechain
1	7N	162	ARG	Sidechain
1	7N	173	ARG	Sidechain
1	7O	100	ARG	Sidechain
1	7O	145	TYR	Sidechain
1	7O	173	ARG	Sidechain
1	7O	82	ARG	Sidechain
1	7P	100	ARG	Sidechain
1	7P	121	ASN	Peptide
1	7P	143	ARG	Sidechain
1	7P	164	TYR	Sidechain
1	7P	167	ARG	Sidechain
1	7P	97	ARG	Sidechain
1	7Q	154	ARG	Sidechain
1	7Q	169	TYR	Sidechain
1	7Q	99	PRO	Peptide
1	7R	130	TYR	Sidechain
1	7R	145	TYR	Sidechain
1	7R	195	ASN	Peptide

Continued on next page...

Continued from previous page...

Mol	Chain	Res	Type	Group
1	7S	162	ARG	Sidechain
1	7S	82	ARG	Sidechain
1	7T	121	ASN	Peptide
1	7T	130	TYR	Sidechain
1	7T	162	ARG	Sidechain
1	7T	62	HIS	Sidechain
1	7T	84	HIS	Peptide
1	7U	121	ASN	Peptide
1	7U	167	ARG	Sidechain
1	7U	169	TYR	Sidechain
1	7U	223	GLY	Peptide
1	7U	82	ARG	Sidechain
1	7V	143	ARG	Sidechain
1	7V	145	TYR	Sidechain
1	7V	216	THR	Peptide
1	7V	229	ARG	Sidechain
1	7W	120	HIS	Sidechain
1	7W	145	TYR	Sidechain
1	7W	161	PHE	Sidechain
1	7W	173	ARG	Sidechain
1	7W	82	ARG	Sidechain
1	7W	87	HIS	Sidechain
1	7X	100	ARG	Sidechain
1	7X	130	TYR	Sidechain
1	7X	168	PHE	Sidechain
1	7X	173	ARG	Sidechain
1	7X	60	GLY	Peptide
1	7Y	124	ILE	Peptide
1	7Y	143	ARG	Sidechain
1	7Y	206	GLY	Peptide
1	7Y	62	HIS	Sidechain
1	7Y	84	HIS	Sidechain
1	7Z	100	ARG	Sidechain
1	7Z	132	ARG	Sidechain
1	7Z	143	ARG	Sidechain
1	7Z	146	SER	Peptide
1	7Z	167	ARG	Sidechain
1	7Z	226	HIS	Sidechain
1	7Z	87	HIS	Sidechain
1	7a	154	ARG	Sidechain
1	7a	167	ARG	Sidechain
1	7a	229	ARG	Sidechain

Continued on next page...

Continued from previous page...

Mol	Chain	Res	Type	Group
1	7a	82	ARG	Sidechain
1	7b	124	ILE	Peptide
1	7b	130	TYR	Sidechain
1	7b	145	TYR	Sidechain
1	7b	173	ARG	Sidechain
1	7c	100	ARG	Sidechain
1	7c	121	ASN	Peptide
1	7c	130	TYR	Sidechain
1	7c	132	ARG	Sidechain
1	7c	143	ARG	Sidechain
1	7c	162	ARG	Sidechain
1	7c	164	TYR	Sidechain
1	7c	167	ARG	Sidechain
1	7c	169	TYR	Sidechain
1	7c	173	ARG	Sidechain
1	7c	206	GLY	Peptide
1	7c	229	ARG	Sidechain
1	7c	92	GLU	Peptide
1	7d	100	ARG	Sidechain
1	7d	121	ASN	Peptide
1	7d	132	ARG	Sidechain
1	7d	154	ARG	Sidechain
1	7d	173	ARG	Sidechain
1	7d	18	ARG	Sidechain
1	7e	100	ARG	Sidechain
1	7e	124	ILE	Peptide
1	7e	130	TYR	Sidechain
1	7e	145	TYR	Sidechain
1	7e	154	ARG	Sidechain
1	7e	167	ARG	Sidechain
1	7e	87	HIS	Sidechain
1	7f	111	LEU	Mainchain
1	7f	121	ASN	Peptide
1	7f	130	TYR	Sidechain
1	7f	132	ARG	Sidechain
1	7f	154	ARG	Sidechain
1	7g	132	ARG	Sidechain
1	7g	154	ARG	Sidechain
1	7g	169	TYR	Sidechain
1	7g	18	ARG	Sidechain
1	7g	226	HIS	Sidechain
1	7g	84	HIS	Sidechain

Continued on next page...

Continued from previous page...

Mol	Chain	Res	Type	Group
1	7h	121	ASN	Peptide
1	7h	154	ARG	Sidechain
1	7h	161	PHE	Sidechain
1	7h	164	TYR	Sidechain
1	7h	169	TYR	Sidechain
1	7h	173	ARG	Sidechain
1	7h	61	GLY	Peptide
1	7h	82	ARG	Sidechain
1	7i	121	ASN	Peptide
1	7i	130	TYR	Sidechain
1	7i	132	ARG	Sidechain
1	7i	18	ARG	Sidechain
1	7i	229	ARG	Sidechain
1	7i	32	PHE	Sidechain
1	7i	92	GLU	Peptide
1	7j	12	HIS	Sidechain
1	7j	121	ASN	Peptide
1	7j	132	ARG	Sidechain
1	7j	162	ARG	Sidechain
1	7j	169	TYR	Sidechain
1	7j	18	ARG	Sidechain
1	7j	206	GLY	Peptide
1	7k	120	HIS	Sidechain
1	7k	121	ASN	Peptide
1	7k	143	ARG	Sidechain
1	7k	154	ARG	Sidechain
1	7k	173	ARG	Sidechain
1	7k	226	HIS	Sidechain
1	7k	32	PHE	Sidechain
1	7k	99	PRO	Mainchain
1	7l	100	ARG	Sidechain
1	7l	121	ASN	Peptide
1	7l	145	TYR	Sidechain
1	7l	162	ARG	Sidechain
1	7l	164	TYR	Sidechain
1	7l	173	ARG	Sidechain
1	7l	18	ARG	Sidechain
1	7l	82	ARG	Sidechain
1	7m	121	ASN	Peptide
1	7m	161	PHE	Sidechain
1	7m	164	TYR	Sidechain
1	7m	173	ARG	Sidechain

Continued on next page...

Continued from previous page...

Mol	Chain	Res	Type	Group
1	7n	130	TYR	Sidechain
1	7n	145	TYR	Sidechain
1	7n	162	ARG	Sidechain
1	7n	167	ARG	Sidechain
1	7n	168	PHE	Sidechain
1	7n	173	ARG	Sidechain
1	7n	229	ARG	Sidechain
1	7o	145	TYR	Sidechain
1	7o	162	ARG	Sidechain
1	7o	169	TYR	Sidechain
1	7o	87	HIS	Sidechain
1	7p	162	ARG	Sidechain
1	7p	173	ARG	Sidechain
1	7p	32	PHE	Sidechain
1	7q	130	TYR	Sidechain
1	7q	143	ARG	Sidechain
1	7q	145	TYR	Sidechain
1	7q	167	ARG	Sidechain
1	7q	18	ARG	Sidechain
1	7q	229	ARG	Sidechain
1	7r	132	ARG	Sidechain
1	7r	145	TYR	Sidechain
1	7r	161	PHE	Sidechain
1	7r	162	ARG	Sidechain
1	7r	18	ARG	Sidechain
1	7r	229	ARG	Sidechain
1	7r	40	PHE	Sidechain
1	7r	82	ARG	Sidechain
1	7s	130	TYR	Sidechain
1	7s	145	TYR	Sidechain
1	7s	154	ARG	Sidechain
1	7s	162	ARG	Sidechain
1	7s	164	TYR	Sidechain
1	7s	173	ARG	Sidechain
1	7s	32	PHE	Sidechain
1	7s	82	ARG	Sidechain
1	7t	100	ARG	Sidechain
1	7t	145	TYR	Sidechain
1	7t	161	PHE	Sidechain
1	7t	173	ARG	Sidechain
1	7t	84	HIS	Sidechain
1	7u	145	TYR	Sidechain

Continued on next page...

Continued from previous page...

Mol	Chain	Res	Type	Group
1	7u	162	ARG	Sidechain
1	7u	229	ARG	Sidechain
1	7v	143	ARG	Sidechain
1	7v	154	ARG	Sidechain
1	7w	130	TYR	Sidechain
1	7w	154	ARG	Sidechain
1	7w	162	ARG	Sidechain
1	7w	18	ARG	Sidechain
1	7w	226	HIS	Sidechain
1	7w	229	ARG	Sidechain
1	7x	164	TYR	Sidechain
1	7x	167	ARG	Sidechain
1	7x	169	TYR	Sidechain
1	7x	229	ARG	Sidechain
1	7x	87	HIS	Sidechain
1	7y	143	ARG	Sidechain
1	7y	164	TYR	Sidechain
1	7y	97	ARG	Sidechain
1	7z	132	ARG	Sidechain
1	7z	145	TYR	Sidechain
1	7z	154	ARG	Sidechain
1	7z	162	ARG	Sidechain
1	7z	164	TYR	Sidechain
1	7z	167	ARG	Sidechain
1	7z	226	HIS	Sidechain
1	8	100	ARG	Sidechain
1	8	121	ASN	Peptide
1	8	145	TYR	Sidechain
1	8	154	ARG	Sidechain
1	8	169	TYR	Sidechain
1	8	40	PHE	Sidechain
1	8	70	LYS	Mainchain
1	8	82	ARG	Sidechain
1	8	87	HIS	Sidechain
1	80	121	ASN	Peptide
1	80	130	TYR	Sidechain
1	80	132	ARG	Sidechain
1	80	145	TYR	Sidechain
1	80	154	ARG	Sidechain
1	80	167	ARG	Sidechain
1	80	168	PHE	Sidechain
1	80	173	ARG	Sidechain

Continued on next page...

Continued from previous page...

Mol	Chain	Res	Type	Group
1	81	100	ARG	Sidechain
1	81	132	ARG	Sidechain
1	81	143	ARG	Sidechain
1	81	226	HIS	Sidechain
1	81	82	ARG	Sidechain
1	82	143	ARG	Sidechain
1	82	162	ARG	Sidechain
1	82	173	ARG	Sidechain
1	82	229	ARG	Sidechain
1	82	40	PHE	Sidechain
1	82	84	HIS	Sidechain
1	83	121	ASN	Peptide
1	83	124	ILE	Peptide
1	83	145	TYR	Sidechain
1	83	173	ARG	Sidechain
1	84	100	ARG	Sidechain
1	84	132	ARG	Sidechain
1	84	145	TYR	Sidechain
1	84	162	ARG	Sidechain
1	84	18	ARG	Sidechain
1	84	97	ARG	Sidechain
1	85	161	PHE	Sidechain
1	85	167	ARG	Sidechain
1	85	82	ARG	Sidechain
1	86	100	ARG	Sidechain
1	86	145	TYR	Sidechain
1	86	169	TYR	Sidechain
1	86	193	ASN	Peptide
1	86	40	PHE	Sidechain
1	87	100	ARG	Sidechain
1	87	154	ARG	Sidechain
1	87	164	TYR	Sidechain
1	87	167	ARG	Sidechain
1	87	40	PHE	Sidechain
1	87	58	THR	Peptide
1	87	62	HIS	Sidechain
1	87	97	ARG	Sidechain
1	88	12	HIS	Peptide
1	88	124	ILE	Peptide
1	88	130	TYR	Sidechain
1	88	164	TYR	Sidechain
1	88	169	TYR	Sidechain

Continued on next page...

Continued from previous page...

Mol	Chain	Res	Type	Group
1	88	173	ARG	Sidechain
1	88	226	HIS	Sidechain
1	88	40	PHE	Sidechain
1	88	62	HIS	Sidechain
1	89	120	HIS	Sidechain
1	89	161	PHE	Sidechain
1	89	169	TYR	Sidechain
1	89	173	ARG	Sidechain
1	89	39	MET	Mainchain
1	8A	121	ASN	Peptide
1	8A	130	TYR	Sidechain
1	8A	132	ARG	Sidechain
1	8A	145	TYR	Sidechain
1	8A	167	ARG	Sidechain
1	8A	62	HIS	Sidechain
1	8A	84	HIS	Peptide
1	8B	121	ASN	Peptide
1	8B	130	TYR	Sidechain
1	8B	145	TYR	Sidechain
1	8B	161	PHE	Sidechain
1	8B	169	TYR	Sidechain
1	8B	18	ARG	Sidechain
1	8B	213	GLU	Mainchain
1	8B	229	ARG	Sidechain
1	8B	32	PHE	Sidechain
1	8C	130	TYR	Sidechain
1	8C	132	ARG	Sidechain
1	8C	145	TYR	Sidechain
1	8C	162	ARG	Sidechain
1	8C	89	GLY	Peptide
1	8D	105	ALA	Peptide
1	8D	229	ARG	Sidechain
1	8D	32	PHE	Sidechain
1	8E	143	ARG	Sidechain
1	8E	167	ARG	Sidechain
1	8E	173	ARG	Sidechain
1	8E	18	ARG	Sidechain
1	8E	223	GLY	Peptide
1	8E	62	HIS	Sidechain
1	8F	121	ASN	Peptide
1	8F	124	ILE	Peptide
1	8F	132	ARG	Sidechain

Continued on next page...

Continued from previous page...

Mol	Chain	Res	Type	Group
1	8F	145	TYR	Sidechain
1	8F	147	PRO	Peptide
1	8F	167	ARG	Sidechain
1	8F	18	ARG	Sidechain
1	8F	229	ARG	Sidechain
1	8F	87	HIS	Sidechain
1	8G	132	ARG	Sidechain
1	8G	162	ARG	Sidechain
1	8G	164	TYR	Sidechain
1	8G	167	ARG	Sidechain
1	8G	173	ARG	Sidechain
1	8G	32	PHE	Sidechain
1	8G	5	ASN	Peptide
1	8H	143	ARG	Sidechain
1	8H	164	TYR	Sidechain
1	8H	167	ARG	Sidechain
1	8H	226	HIS	Sidechain
1	8I	100	ARG	Sidechain
1	8I	145	TYR	Sidechain
1	8I	169	TYR	Sidechain
1	8J	130	TYR	Sidechain
1	8J	161	PHE	Sidechain
1	8J	169	TYR	Sidechain
1	8J	82	ARG	Sidechain
1	8K	145	TYR	Sidechain
1	8K	82	ARG	Sidechain
1	8L	100	ARG	Sidechain
1	8L	145	TYR	Sidechain
1	8L	154	ARG	Sidechain
1	8L	229	ARG	Sidechain
1	8M	100	ARG	Sidechain
1	8M	154	ARG	Sidechain
1	8M	167	ARG	Sidechain
1	8M	62	HIS	Sidechain
1	8N	100	ARG	Sidechain
1	8N	121	ASN	Peptide
1	8N	145	TYR	Sidechain
1	8N	229	ARG	Sidechain
1	8O	121	ASN	Peptide
1	8O	145	TYR	Sidechain
1	8O	154	ARG	Sidechain
1	8O	226	HIS	Sidechain

Continued on next page...

Continued from previous page...

Mol	Chain	Res	Type	Group
1	8P	100	ARG	Sidechain
1	8P	145	TYR	Sidechain
1	8P	169	TYR	Sidechain
1	8P	18	ARG	Sidechain
1	8P	97	ARG	Sidechain
1	8Q	120	HIS	Sidechain
1	8Q	130	TYR	Sidechain
1	8Q	169	TYR	Sidechain
1	8Q	82	ARG	Sidechain
1	8Q	97	ARG	Sidechain
1	8R	121	ASN	Peptide
1	8R	130	TYR	Sidechain
1	8R	143	ARG	Sidechain
1	8R	145	TYR	Sidechain
1	8R	154	ARG	Sidechain
1	8R	169	TYR	Sidechain
1	8R	173	ARG	Sidechain
1	8S	132	ARG	Sidechain
1	8S	156	GLY	Peptide
1	8S	164	TYR	Sidechain
1	8S	169	TYR	Sidechain
1	8S	229	ARG	Sidechain
1	8S	62	HIS	Sidechain
1	8S	82	ARG	Sidechain
1	8T	105	ALA	Peptide
1	8T	154	ARG	Sidechain
1	8T	162	ARG	Sidechain
1	8U	116	GLY	Mainchain
1	8U	130	TYR	Sidechain
1	8U	143	ARG	Sidechain
1	8U	145	TYR	Sidechain
1	8U	165	VAL	Mainchain
1	8U	40	PHE	Sidechain
1	8U	82	ARG	Sidechain
1	8V	120	HIS	Sidechain
1	8V	121	ASN	Peptide
1	8V	161	PHE	Sidechain
1	8V	162	ARG	Sidechain
1	8W	100	ARG	Sidechain
1	8W	162	ARG	Sidechain
1	8W	164	TYR	Sidechain
1	8W	167	ARG	Sidechain

Continued on next page...

Continued from previous page...

Mol	Chain	Res	Type	Group
1	8W	191	VAL	Mainchain
1	8X	100	ARG	Sidechain
1	8X	12	HIS	Sidechain
1	8X	120	HIS	Sidechain
1	8X	124	ILE	Peptide
1	8X	145	TYR	Sidechain
1	8X	167	ARG	Sidechain
1	8X	173	ARG	Sidechain
1	8X	216	THR	Peptide
1	8X	229	ARG	Sidechain,Peptide
1	8Y	100	ARG	Sidechain
1	8Y	121	ASN	Peptide
1	8Y	124	ILE	Peptide
1	8Y	130	TYR	Sidechain
1	8Y	18	ARG	Sidechain
1	8Z	154	ARG	Sidechain
1	8Z	173	ARG	Sidechain
1	8a	124	ILE	Peptide
1	8a	162	ARG	Sidechain
1	8a	167	ARG	Sidechain
1	8a	169	TYR	Sidechain
1	8a	229	ARG	Sidechain
1	8b	130	TYR	Sidechain
1	8b	173	ARG	Sidechain
1	8b	97	ARG	Sidechain
1	8c	145	TYR	Sidechain
1	8c	167	ARG	Sidechain
1	8c	169	TYR	Sidechain
1	8c	229	ARG	Sidechain
1	8c	30	LYS	Peptide
1	8c	84	HIS	Peptide
1	8d	100	ARG	Sidechain
1	8d	124	ILE	Peptide
1	8d	132	ARG	Sidechain
1	8d	148	THR	Peptide
1	8d	160	PRO	Peptide
1	8d	40	PHE	Sidechain
1	8d	82	ARG	Sidechain
1	8e	100	ARG	Sidechain
1	8e	121	ASN	Peptide
1	8e	124	ILE	Peptide
1	8e	130	TYR	Sidechain

Continued on next page...

Continued from previous page...

Mol	Chain	Res	Type	Group
1	8f	100	ARG	Sidechain
1	8f	121	ASN	Peptide
1	8f	143	ARG	Sidechain
1	8f	167	ARG	Sidechain
1	8f	229	ARG	Sidechain
1	8g	100	ARG	Sidechain
1	8g	124	ILE	Peptide
1	8g	143	ARG	Sidechain
1	8g	145	TYR	Sidechain
1	8g	82	ARG	Sidechain
1	8g	84	HIS	Sidechain
1	8h	143	ARG	Sidechain
1	8h	173	ARG	Sidechain
1	8h	87	HIS	Sidechain
1	8i	121	ASN	Peptide
1	8i	143	ARG	Sidechain
1	8i	145	TYR	Sidechain
1	8i	154	ARG	Sidechain
1	8i	167	ARG	Sidechain
1	8i	173	ARG	Sidechain
1	8i	62	HIS	Sidechain
1	8j	132	ARG	Sidechain
1	8j	143	ARG	Sidechain
1	8j	229	ARG	Sidechain
1	8j	82	ARG	Sidechain
1	8k	135	ILE	Mainchain
1	8k	143	ARG	Sidechain
1	8k	145	TYR	Sidechain
1	8k	154	ARG	Sidechain
1	8k	169	TYR	Sidechain
1	8k	62	HIS	Sidechain
1	8l	143	ARG	Sidechain
1	8l	161	PHE	Sidechain
1	8l	164	TYR	Sidechain
1	8l	167	ARG	Sidechain
1	8l	168	PHE	Sidechain
1	8l	173	ARG	Sidechain
1	8l	18	ARG	Sidechain
1	8l	229	ARG	Sidechain
1	8l	30	LYS	Peptide
1	8m	130	TYR	Sidechain
1	8m	132	ARG	Sidechain

Continued on next page...

Continued from previous page...

Mol	Chain	Res	Type	Group
1	8m	161	PHE	Sidechain
1	8m	164	TYR	Sidechain
1	8m	167	ARG	Sidechain
1	8m	18	ARG	Sidechain
1	8n	120	HIS	Sidechain
1	8n	162	ARG	Sidechain
1	8n	167	ARG	Sidechain
1	8o	124	ILE	Peptide
1	8o	164	TYR	Sidechain
1	8o	40	PHE	Sidechain
1	8p	124	ILE	Peptide
1	8p	132	ARG	Sidechain
1	8p	143	ARG	Sidechain
1	8p	145	TYR	Sidechain
1	8p	223	GLY	Peptide
1	8p	229	ARG	Sidechain
1	8p	40	PHE	Sidechain
1	8q	161	PHE	Sidechain
1	8q	162	ARG	Sidechain
1	8q	167	ARG	Sidechain
1	8q	168	PHE	Sidechain
1	8q	169	TYR	Sidechain
1	8r	130	TYR	Sidechain
1	8r	159	GLU	Peptide
1	8r	162	ARG	Sidechain
1	8r	169	TYR	Sidechain
1	8r	229	ARG	Sidechain
1	8s	145	TYR	Sidechain
1	8s	162	ARG	Sidechain
1	8s	173	ARG	Sidechain
1	8s	18	ARG	Sidechain
1	8s	226	HIS	Sidechain
1	8s	62	HIS	Sidechain
1	8t	124	ILE	Peptide
1	8t	130	TYR	Sidechain
1	8t	145	TYR	Sidechain
1	8t	162	ARG	Sidechain
1	8t	167	ARG	Sidechain
1	8t	168	PHE	Sidechain
1	8t	82	ARG	Sidechain
1	8u	123	PRO	Peptide
1	8u	130	TYR	Sidechain

Continued on next page...

Continued from previous page...

Mol	Chain	Res	Type	Group
1	8u	18	ARG	Sidechain
1	8v	121	ASN	Peptide
1	8v	130	TYR	Sidechain
1	8v	143	ARG	Sidechain
1	8v	145	TYR	Sidechain
1	8v	154	ARG	Sidechain
1	8v	167	ARG	Sidechain
1	8v	18	ARG	Sidechain
1	8v	205	LEU	Peptide
1	8v	78	ALA	Mainchain
1	8v	82	ARG	Sidechain
1	8w	132	ARG	Sidechain
1	8w	143	ARG	Sidechain
1	8x	121	ASN	Peptide
1	8x	132	ARG	Sidechain
1	8x	154	ARG	Sidechain
1	8x	164	TYR	Sidechain
1	8y	121	ASN	Peptide
1	8y	164	TYR	Sidechain
1	8z	121	ASN	Peptide
1	8z	124	ILE	Peptide
1	8z	143	ARG	Sidechain
1	8z	169	TYR	Sidechain
1	8z	82	ARG	Sidechain
1	9	100	ARG	Sidechain
1	9	132	ARG	Sidechain
1	9	164	TYR	Sidechain
1	9	168	PHE	Sidechain
1	9	226	HIS	Sidechain
1	9	92	GLU	Peptide
1	90	130	TYR	Sidechain
1	90	145	TYR	Sidechain
1	90	167	ARG	Sidechain
1	90	168	PHE	Sidechain
1	90	18	ARG	Sidechain
1	90	29	GLU	Peptide
1	90	82	ARG	Sidechain
1	91	154	ARG	Sidechain
1	91	77	ALA	Mainchain
1	92	124	ILE	Peptide
1	92	132	ARG	Sidechain
1	92	143	ARG	Sidechain

Continued on next page...

Continued from previous page...

Mol	Chain	Res	Type	Group
1	92	156	GLY	Peptide
1	92	167	ARG	Sidechain
1	92	173	ARG	Sidechain
1	92	18	ARG	Sidechain
1	92	82	ARG	Sidechain
1	93	130	TYR	Sidechain
1	93	145	TYR	Sidechain
1	93	162	ARG	Sidechain
1	93	62	HIS	Sidechain
1	94	130	TYR	Sidechain
1	94	154	ARG	Sidechain
1	94	162	ARG	Sidechain
1	94	167	ARG	Sidechain
1	94	84	HIS	Sidechain
1	95	130	TYR	Sidechain
1	95	145	TYR	Sidechain
1	95	195	ASN	Peptide
1	95	88	ALA	Peptide
1	96	124	ILE	Peptide
1	96	154	ARG	Sidechain
1	96	159	GLU	Peptide
1	96	226	HIS	Sidechain
1	97	124	ILE	Peptide
1	97	130	TYR	Sidechain
1	97	145	TYR	Sidechain
1	97	154	ARG	Sidechain
1	97	82	ARG	Sidechain
1	98	100	ARG	Sidechain
1	98	130	TYR	Sidechain
1	98	143	ARG	Sidechain
1	98	164	TYR	Sidechain
1	98	173	ARG	Sidechain
1	98	82	ARG	Sidechain
1	99	143	ARG	Sidechain
1	99	162	ARG	Sidechain
1	99	169	TYR	Sidechain
1	9A	130	TYR	Sidechain
1	9A	164	TYR	Sidechain
1	9A	169	TYR	Sidechain
1	9A	18	ARG	Sidechain
1	9B	120	HIS	Sidechain
1	9B	130	TYR	Sidechain

Continued on next page...

Continued from previous page...

Mol	Chain	Res	Type	Group
1	9B	145	TYR	Sidechain
1	9B	154	ARG	Sidechain
1	9B	164	TYR	Sidechain
1	9B	169	TYR	Sidechain
1	9B	18	ARG	Sidechain
1	9B	82	ARG	Sidechain
1	9C	121	ASN	Peptide
1	9C	132	ARG	Sidechain
1	9C	145	TYR	Sidechain
1	9C	154	ARG	Sidechain
1	9C	229	ARG	Sidechain
1	9D	12	HIS	Sidechain
1	9D	121	ASN	Peptide
1	9D	124	ILE	Peptide
1	9D	130	TYR	Sidechain
1	9D	145	TYR	Sidechain
1	9D	164	TYR	Sidechain
1	9E	124	ILE	Peptide
1	9E	145	TYR	Sidechain
1	9E	164	TYR	Sidechain
1	9E	229	ARG	Sidechain
1	9E	32	PHE	Peptide
1	9F	100	ARG	Sidechain
1	9F	132	ARG	Sidechain
1	9F	173	ARG	Sidechain
1	9F	40	PHE	Sidechain
1	9G	100	ARG	Sidechain
1	9G	143	ARG	Sidechain
1	9G	145	TYR	Sidechain
1	9G	154	ARG	Sidechain
1	9G	164	TYR	Sidechain
1	9G	198	CYS	Mainchain
1	9G	226	HIS	Sidechain
1	9H	120	HIS	Sidechain
1	9H	132	ARG	Sidechain
1	9H	143	ARG	Sidechain
1	9H	162	ARG	Sidechain
1	9H	84	HIS	Sidechain
1	9I	121	ASN	Peptide
1	9I	124	ILE	Peptide
1	9I	145	TYR	Sidechain
1	9I	154	ARG	Sidechain

Continued on next page...

Continued from previous page...

Mol	Chain	Res	Type	Group
1	9I	162	ARG	Sidechain
1	9I	167	ARG	Sidechain
1	9J	124	ILE	Peptide
1	9J	48	THR	Peptide
1	9K	100	ARG	Sidechain
1	9K	121	ASN	Peptide
1	9K	145	TYR	Sidechain
1	9K	173	ARG	Sidechain
1	9K	9	GLN	Peptide
1	9L	124	ILE	Peptide
1	9L	132	ARG	Sidechain
1	9L	164	TYR	Sidechain
1	9L	169	TYR	Sidechain
1	9M	145	TYR	Sidechain
1	9M	146	SER	Peptide
1	9M	147	PRO	Peptide
1	9M	229	ARG	Sidechain
1	9M	82	ARG	Sidechain
1	9M	84	HIS	Sidechain
1	9N	100	ARG	Sidechain
1	9N	169	TYR	Sidechain
1	9N	18	ARG	Sidechain
1	9N	226	HIS	Sidechain
1	9N	84	HIS	Peptide
1	9O	130	TYR	Sidechain
1	9O	132	ARG	Sidechain
1	9O	145	TYR	Sidechain
1	9O	154	ARG	Sidechain
1	9O	161	PHE	Sidechain
1	9O	162	ARG	Sidechain
1	9O	169	TYR	Sidechain
1	9O	173	ARG	Sidechain
1	9O	226	HIS	Sidechain
1	9O	229	ARG	Sidechain
1	9P	100	ARG	Sidechain
1	9P	145	TYR	Sidechain
1	9P	154	ARG	Sidechain
1	9P	161	PHE	Sidechain
1	9P	167	ARG	Sidechain
1	9P	97	ARG	Sidechain
1	9Q	143	ARG	Sidechain
1	9Q	164	TYR	Sidechain

Continued on next page...

Continued from previous page...

Mol	Chain	Res	Type	Group
1	9Q	173	ARG	Sidechain
1	9Q	62	HIS	Sidechain
1	9R	132	ARG	Sidechain
1	9R	164	TYR	Sidechain
1	9S	124	ILE	Peptide
1	9S	169	TYR	Sidechain
1	9S	226	HIS	Sidechain
1	9S	82	ARG	Sidechain
1	9S	87	HIS	Sidechain
1	9T	130	TYR	Sidechain
1	9T	145	TYR	Sidechain
1	9T	164	TYR	Sidechain
1	9T	169	TYR	Sidechain
1	9T	32	PHE	Sidechain
1	9T	40	PHE	Sidechain
1	9T	82	ARG	Sidechain
1	9T	84	HIS	Sidechain
1	9U	130	TYR	Sidechain
1	9U	154	ARG	Sidechain
1	9U	161	PHE	Sidechain
1	9U	167	ARG	Sidechain
1	9U	229	ARG	Sidechain
1	9V	154	ARG	Sidechain
1	9V	164	TYR	Sidechain
1	9V	95	GLN	Peptide
1	9W	121	ASN	Peptide
1	9W	124	ILE	Peptide
1	9W	154	ARG	Sidechain
1	9W	229	ARG	Sidechain
1	9W	40	PHE	Sidechain
1	9W	82	ARG	Sidechain
1	9X	130	TYR	Sidechain
1	9X	132	ARG	Sidechain
1	9X	143	ARG	Sidechain
1	9X	154	ARG	Sidechain
1	9X	164	TYR	Sidechain
1	9X	173	ARG	Sidechain
1	9X	18	ARG	Sidechain
1	9X	82	ARG	Sidechain
1	9Y	124	ILE	Peptide
1	9Y	130	TYR	Sidechain
1	9Y	132	ARG	Sidechain

Continued on next page...

Continued from previous page...

Mol	Chain	Res	Type	Group
1	9Y	145	TYR	Sidechain
1	9Y	161	PHE	Sidechain
1	9Y	164	TYR	Sidechain
1	9Y	168	PHE	Sidechain
1	9Y	173	ARG	Sidechain
1	9Y	18	ARG	Sidechain
1	9Y	32	PHE	Sidechain
1	9Z	154	ARG	Sidechain
1	9Z	162	ARG	Sidechain
1	9Z	169	TYR	Sidechain
1	9Z	82	ARG	Sidechain
1	9a	121	ASN	Peptide
1	9a	143	ARG	Sidechain
1	9a	145	TYR	Sidechain
1	9a	154	ARG	Sidechain
1	9a	193	ASN	Peptide
1	9a	229	ARG	Sidechain
1	9b	117	TRP	Mainchain
1	9b	130	TYR	Sidechain
1	9b	143	ARG	Sidechain
1	9b	40	PHE	Sidechain
1	9b	62	HIS	Sidechain
1	9b	82	ARG	Sidechain
1	9c	132	ARG	Sidechain
1	9c	143	ARG	Sidechain
1	9c	162	ARG	Sidechain
1	9c	164	TYR	Sidechain
1	9c	167	ARG	Sidechain
1	9c	173	ARG	Sidechain
1	9d	132	ARG	Sidechain
1	9d	143	ARG	Sidechain
1	9d	145	TYR	Sidechain
1	9d	164	TYR	Sidechain
1	9d	169	TYR	Sidechain
1	9d	173	ARG	Sidechain
1	9d	229	ARG	Sidechain
1	9d	40	PHE	Sidechain
1	9d	82	ARG	Sidechain
1	9d	9	GLN	Peptide
1	9d	97	ARG	Sidechain
1	9e	124	ILE	Peptide
1	9e	143	ARG	Sidechain

Continued on next page...

Continued from previous page...

Mol	Chain	Res	Type	Group
1	9e	145	TYR	Sidechain
1	9e	162	ARG	Sidechain
1	9e	169	TYR	Sidechain
1	9e	82	ARG	Sidechain
1	9e	84	HIS	Sidechain
1	9f	100	ARG	Sidechain
1	9f	124	ILE	Peptide
1	9f	130	TYR	Sidechain
1	9f	154	ARG	Sidechain
1	9f	16	SER	Peptide
1	9f	162	ARG	Sidechain
1	9f	167	ARG	Sidechain
1	9f	169	TYR	Sidechain
1	9f	226	HIS	Sidechain
1	9f	43	LEU	Peptide
1	9g	100	ARG	Sidechain
1	9g	132	ARG	Sidechain
1	9g	145	TYR	Sidechain
1	9g	162	ARG	Sidechain
1	9g	164	TYR	Sidechain
1	9g	229	ARG	Sidechain
1	9g	82	ARG	Sidechain
1	9g	84	HIS	Sidechain
1	9h	121	ASN	Peptide
1	9h	130	TYR	Sidechain
1	9h	143	ARG	Sidechain
1	9h	154	ARG	Sidechain
1	9h	169	TYR	Sidechain
1	9h	226	HIS	Sidechain
1	9h	229	ARG	Sidechain
1	9h	87	HIS	Sidechain
1	9i	121	ASN	Peptide
1	9i	123	PRO	Peptide
1	9i	145	TYR	Sidechain
1	9i	169	TYR	Sidechain
1	9i	18	ARG	Sidechain
1	9i	62	HIS	Sidechain
1	9j	120	HIS	Sidechain
1	9j	130	TYR	Sidechain
1	9j	153	ILE	Peptide
1	9j	168	PHE	Sidechain
1	9j	18	ARG	Sidechain

Continued on next page...

Continued from previous page...

Mol	Chain	Res	Type	Group
1	9j	87	HIS	Peptide
1	9j	97	ARG	Sidechain
1	9k	121	ASN	Peptide
1	9k	164	TYR	Sidechain
1	9k	82	ARG	Sidechain
1	9l	100	ARG	Sidechain
1	9l	121	ASN	Peptide
1	9l	169	TYR	Sidechain
1	9l	226	HIS	Sidechain
1	9l	40	PHE	Sidechain
1	9l	97	ARG	Sidechain
1	9m	107	THR	Mainchain
1	9m	121	ASN	Peptide
1	9m	145	TYR	Sidechain
1	9m	164	TYR	Sidechain
1	9n	100	ARG	Sidechain
1	9n	121	ASN	Peptide
1	9n	132	ARG	Sidechain
1	9n	164	TYR	Sidechain
1	9n	167	ARG	Sidechain
1	9n	168	PHE	Sidechain
1	9n	172	LEU	Peptide
1	9n	84	HIS	Sidechain,Peptide
1	9o	124	ILE	Peptide
1	9o	130	TYR	Sidechain
1	9o	132	ARG	Sidechain
1	9o	143	ARG	Sidechain
1	9o	154	ARG	Sidechain
1	9o	164	TYR	Sidechain
1	9o	18	ARG	Sidechain
1	9p	121	ASN	Peptide
1	9p	124	ILE	Peptide
1	9p	132	ARG	Sidechain
1	9p	143	ARG	Sidechain
1	9p	154	ARG	Sidechain
1	9p	164	TYR	Sidechain
1	9p	167	ARG	Sidechain
1	9p	82	ARG	Sidechain
1	9p	84	HIS	Sidechain
1	9q	121	ASN	Peptide
1	9q	130	TYR	Sidechain
1	9q	162	ARG	Sidechain

Continued on next page...

Continued from previous page...

Mol	Chain	Res	Type	Group
1	9q	167	ARG	Sidechain
1	9q	229	ARG	Sidechain
1	9q	40	PHE	Sidechain
1	9q	82	ARG	Sidechain
1	9r	100	ARG	Sidechain
1	9r	124	ILE	Peptide
1	9r	164	TYR	Sidechain
1	9r	18	ARG	Sidechain
1	9r	82	ARG	Sidechain
1	9r	84	HIS	Peptide
1	9s	145	TYR	Sidechain
1	9s	154	ARG	Sidechain
1	9s	167	ARG	Sidechain
1	9s	18	ARG	Sidechain
1	9s	40	PHE	Sidechain
1	9s	97	ARG	Sidechain
1	9t	124	ILE	Peptide
1	9t	143	ARG	Sidechain
1	9t	145	TYR	Sidechain
1	9t	147	PRO	Peptide
1	9t	169	TYR	Sidechain
1	9t	229	ARG	Sidechain
1	9t	32	PHE	Sidechain
1	9t	62	HIS	Sidechain
1	9t	97	ARG	Sidechain
1	9u	130	TYR	Sidechain
1	9u	143	ARG	Sidechain
1	9u	154	ARG	Sidechain
1	9u	167	ARG	Sidechain
1	9u	173	ARG	Sidechain
1	9v	143	ARG	Sidechain
1	9v	161	PHE	Sidechain
1	9v	162	ARG	Sidechain
1	9v	167	ARG	Sidechain
1	9v	173	ARG	Sidechain
1	9v	37	ILE	Peptide
1	9v	84	HIS	Sidechain
1	9w	120	HIS	Sidechain
1	9w	161	PHE	Sidechain
1	9w	87	HIS	Sidechain
1	9x	132	ARG	Sidechain
1	9x	164	TYR	Sidechain

Continued on next page...

Continued from previous page...

Mol	Chain	Res	Type	Group
1	9x	18	ARG	Sidechain
1	9y	132	ARG	Mainchain
1	9y	162	ARG	Sidechain
1	9y	164	TYR	Sidechain
1	9y	167	ARG	Sidechain
1	9z	130	TYR	Sidechain
1	9z	167	ARG	Sidechain
1	9z	82	ARG	Sidechain
1	A	132	ARG	Sidechain
1	A	154	ARG	Sidechain
1	A	164	TYR	Sidechain
1	A	169	TYR	Sidechain
1	A	173	ARG	Sidechain
1	A	18	ARG	Sidechain
1	A	206	GLY	Peptide
1	A	48	THR	Peptide
1	A	82	ARG	Sidechain
1	B	82	ARG	Sidechain
1	B	87	HIS	Sidechain
1	C	130	TYR	Sidechain
1	C	143	ARG	Sidechain
1	C	164	TYR	Sidechain
1	C	169	TYR	Sidechain
1	C	97	ARG	Peptide
1	D	120	HIS	Sidechain
1	D	124	ILE	Peptide
1	D	143	ARG	Sidechain
1	D	145	TYR	Sidechain
1	D	161	PHE	Sidechain
1	D	167	ARG	Sidechain
1	D	173	ARG	Sidechain
1	D	40	PHE	Sidechain
1	D	82	ARG	Sidechain
1	D	84	HIS	Sidechain
1	E	132	ARG	Sidechain
1	E	159	GLU	Peptide
1	F	124	ILE	Peptide
1	F	153	ILE	Peptide
1	F	162	ARG	Sidechain
1	F	168	PHE	Sidechain
1	F	84	HIS	Sidechain
1	F	87	HIS	Sidechain

Continued on next page...

Continued from previous page...

Mol	Chain	Res	Type	Group
1	G	12	HIS	Sidechain
1	G	132	ARG	Sidechain
1	G	154	ARG	Sidechain
1	G	167	ARG	Sidechain
1	G	168	PHE	Sidechain
1	G	97	ARG	Sidechain
1	H	154	ARG	Sidechain
1	H	169	TYR	Sidechain
1	H	40	PHE	Sidechain
1	I	121	ASN	Peptide
1	I	130	TYR	Sidechain
1	I	143	ARG	Sidechain
1	I	164	TYR	Sidechain
1	J	124	ILE	Peptide
1	J	132	ARG	Sidechain
1	J	154	ARG	Sidechain
1	J	167	ARG	Sidechain
1	K	100	ARG	Sidechain
1	K	121	ASN	Peptide
1	K	145	TYR	Sidechain
1	K	167	ARG	Sidechain
1	K	168	PHE	Sidechain
1	K	18	ARG	Sidechain
1	L	100	ARG	Sidechain
1	L	121	ASN	Peptide
1	L	132	ARG	Sidechain
1	L	154	ARG	Sidechain
1	L	162	ARG	Sidechain
1	L	167	ARG	Sidechain
1	L	173	ARG	Sidechain
1	L	229	ARG	Sidechain
1	M	130	TYR	Sidechain
1	M	143	ARG	Sidechain
1	M	145	TYR	Sidechain
1	M	154	ARG	Sidechain
1	M	162	ARG	Sidechain
1	M	164	TYR	Sidechain
1	M	168	PHE	Sidechain
1	M	229	ARG	Peptide
1	M	87	HIS	Sidechain
1	N	130	TYR	Sidechain
1	N	143	ARG	Sidechain

Continued on next page...

Continued from previous page...

Mol	Chain	Res	Type	Group
1	N	145	TYR	Sidechain
1	N	164	TYR	Sidechain
1	N	167	ARG	Sidechain
1	N	169	TYR	Sidechain
1	N	173	ARG	Sidechain
1	N	229	ARG	Sidechain
1	N	82	ARG	Sidechain
1	N	84	HIS	Sidechain
1	O	121	ASN	Peptide
1	O	124	ILE	Peptide
1	O	130	TYR	Sidechain
1	O	154	ARG	Sidechain
1	O	164	TYR	Sidechain
1	O	168	PHE	Sidechain
1	O	18	ARG	Sidechain
1	O	186	THR	Mainchain
1	O	32	PHE	Sidechain
1	P	12	HIS	Sidechain
1	P	121	ASN	Peptide
1	P	143	ARG	Sidechain
1	P	169	TYR	Sidechain
1	P	18	ARG	Sidechain
1	P	197	ASP	Sidechain
1	P	226	HIS	Sidechain
1	Q	167	ARG	Sidechain
1	Q	229	ARG	Sidechain
1	Q	82	ARG	Sidechain
1	R	143	ARG	Sidechain
1	R	145	TYR	Sidechain
1	R	161	PHE	Sidechain
1	R	164	TYR	Sidechain
1	R	168	PHE	Sidechain
1	R	169	TYR	Sidechain
1	R	229	ARG	Sidechain
1	R	82	ARG	Sidechain
1	S	110	THR	Peptide
1	S	162	ARG	Sidechain
1	S	32	PHE	Sidechain
1	T	120	HIS	Sidechain
1	T	164	TYR	Sidechain
1	T	169	TYR	Sidechain
1	T	61	GLY	Peptide

Continued on next page...

Continued from previous page...

Mol	Chain	Res	Type	Group
1	U	124	ILE	Peptide
1	U	169	TYR	Sidechain
1	U	18	ARG	Sidechain
1	U	226	HIS	Mainchain
1	V	121	ASN	Peptide
1	V	130	TYR	Sidechain
1	V	132	ARG	Sidechain
1	V	143	ARG	Sidechain
1	V	145	TYR	Sidechain
1	V	229	ARG	Sidechain
1	V	91	ILE	Peptide
1	W	130	TYR	Sidechain
1	W	216	THR	Peptide
1	W	97	ARG	Sidechain
1	X	146	SER	Peptide
1	X	164	TYR	Sidechain
1	Y	157	PRO	Mainchain
1	Y	164	TYR	Sidechain
1	Z	84	HIS	Sidechain
1	Z	97	ARG	Sidechain
1	a	121	ASN	Peptide
1	a	143	ARG	Sidechain
1	a	145	TYR	Sidechain
1	a	167	ARG	Sidechain
1	a	173	ARG	Sidechain
1	a	229	ARG	Sidechain
1	a	97	ARG	Sidechain
1	a0	124	ILE	Peptide
1	a0	132	ARG	Sidechain
1	a0	143	ARG	Sidechain
1	a0	145	TYR	Sidechain
1	a0	164	TYR	Sidechain
1	a0	167	ARG	Sidechain
1	a0	173	ARG	Sidechain
1	a0	18	ARG	Sidechain
1	a0	229	ARG	Sidechain
1	a1	100	ARG	Sidechain
1	a1	161	PHE	Sidechain
1	a1	169	TYR	Sidechain
1	a1	97	ARG	Sidechain
1	a2	12	HIS	Sidechain
1	a2	164	TYR	Sidechain

Continued on next page...

Continued from previous page...

Mol	Chain	Res	Type	Group
1	a2	2	ILE	Peptide
1	a3	100	ARG	Sidechain
1	a3	162	ARG	Sidechain
1	a3	173	ARG	Sidechain
1	a3	206	GLY	Peptide
1	a4	124	ILE	Peptide
1	a4	143	ARG	Sidechain
1	a4	146	SER	Peptide
1	a4	162	ARG	Sidechain
1	a4	167	ARG	Sidechain
1	a4	169	TYR	Sidechain
1	a4	32	PHE	Sidechain
1	a4	87	HIS	Sidechain
1	a5	161	PHE	Sidechain
1	a5	162	ARG	Sidechain
1	a5	164	TYR	Sidechain
1	a5	229	ARG	Sidechain
1	a5	62	HIS	Mainchain
1	a6	100	ARG	Sidechain
1	a6	130	TYR	Sidechain
1	a6	132	ARG	Sidechain
1	a6	143	ARG	Sidechain
1	a6	167	ARG	Sidechain
1	a6	229	ARG	Sidechain
1	a7	120	HIS	Sidechain
1	a7	130	TYR	Sidechain
1	a7	154	ARG	Sidechain
1	a7	173	ARG	Sidechain
1	a7	87	HIS	Sidechain
1	a8	167	ARG	Sidechain
1	a8	173	ARG	Sidechain
1	a8	218	CYS	Peptide
1	a9	121	ASN	Peptide
1	a9	130	TYR	Sidechain
1	a9	145	TYR	Sidechain
1	a9	161	PHE	Sidechain
1	a9	169	TYR	Sidechain
1	a9	92	GLU	Peptide
1	aA	130	TYR	Sidechain
1	aA	164	TYR	Sidechain
1	aA	173	ARG	Sidechain
1	aA	48	THR	Peptide

Continued on next page...

Continued from previous page...

Mol	Chain	Res	Type	Group
1	aA	62	HIS	Sidechain
1	aB	130	TYR	Sidechain
1	aB	145	TYR	Sidechain
1	aB	161	PHE	Sidechain
1	aB	18	ARG	Sidechain
1	aC	121	ASN	Peptide
1	aC	143	ARG	Sidechain
1	aC	145	TYR	Sidechain
1	aC	168	PHE	Sidechain
1	aC	82	ARG	Sidechain
1	aC	88	ALA	Peptide
1	aD	130	TYR	Sidechain
1	aD	162	ARG	Sidechain
1	aD	164	TYR	Sidechain
1	aD	169	TYR	Sidechain
1	aD	82	ARG	Sidechain
1	aE	120	HIS	Sidechain
1	aE	124	ILE	Peptide
1	aE	132	ARG	Sidechain
1	aE	169	TYR	Sidechain
1	aE	37	ILE	Peptide
1	aF	120	HIS	Sidechain
1	aF	145	TYR	Sidechain
1	aF	154	ARG	Sidechain
1	aF	168	PHE	Sidechain
1	aF	18	ARG	Sidechain
1	aF	40	PHE	Sidechain
1	aG	162	ARG	Sidechain
1	aG	164	TYR	Sidechain
1	aG	167	ARG	Sidechain
1	aG	18	ARG	Sidechain
1	aG	82	ARG	Sidechain
1	aH	124	ILE	Peptide
1	aH	154	ARG	Sidechain
1	aH	167	ARG	Sidechain
1	aI	5	ASN	Peptide
1	aI	82	ARG	Sidechain
1	aJ	100	ARG	Sidechain
1	aJ	164	TYR	Sidechain
1	aJ	173	ARG	Sidechain
1	aK	145	TYR	Sidechain
1	aK	154	ARG	Sidechain

Continued on next page...

Continued from previous page...

Mol	Chain	Res	Type	Group
1	aK	164	TYR	Sidechain
1	aK	169	TYR	Sidechain
1	aK	18	ARG	Sidechain
1	aK	229	ARG	Sidechain
1	aK	77	ALA	Mainchain
1	aK	82	ARG	Sidechain
1	aK	84	HIS	Peptide
1	aL	120	HIS	Sidechain
1	aL	145	TYR	Sidechain
1	aL	167	ARG	Sidechain
1	aL	169	TYR	Sidechain
1	aL	84	HIS	Sidechain
1	aM	100	ARG	Sidechain
1	aM	121	ASN	Peptide
1	aM	145	TYR	Sidechain
1	aM	162	ARG	Sidechain
1	aM	173	ARG	Sidechain
1	aN	132	ARG	Sidechain
1	aN	162	ARG	Sidechain
1	aN	226	HIS	Sidechain
1	aO	100	ARG	Sidechain
1	aO	120	HIS	Sidechain
1	aO	132	ARG	Sidechain
1	aO	143	ARG	Sidechain
1	aO	145	TYR	Sidechain
1	aO	154	ARG	Sidechain
1	aO	229	ARG	Sidechain
1	aO	40	PHE	Sidechain
1	aO	82	ARG	Sidechain
1	aP	143	ARG	Sidechain
1	aP	159	GLU	Peptide
1	aP	162	ARG	Sidechain
1	aP	164	TYR	Sidechain
1	aP	32	PHE	Sidechain
1	aP	84	HIS	Sidechain,Peptide
1	aQ	121	ASN	Peptide
1	aQ	143	ARG	Sidechain
1	aQ	169	TYR	Sidechain
1	aQ	229	ARG	Sidechain
1	aR	145	TYR	Sidechain
1	aR	18	ARG	Sidechain
1	aR	229	ARG	Sidechain

Continued on next page...

Continued from previous page...

Mol	Chain	Res	Type	Group
1	aR	82	ARG	Sidechain
1	aR	84	HIS	Sidechain
1	aS	100	ARG	Sidechain
1	aS	121	ASN	Peptide
1	aS	154	ARG	Sidechain
1	aS	162	ARG	Sidechain
1	aS	167	ARG	Sidechain
1	aS	229	ARG	Sidechain
1	aS	82	ARG	Sidechain
1	aT	145	TYR	Sidechain
1	aT	169	TYR	Sidechain
1	aU	100	ARG	Sidechain
1	aU	143	ARG	Sidechain
1	aU	167	ARG	Sidechain
1	aU	169	TYR	Sidechain
1	aU	229	ARG	Sidechain,Peptide
1	aU	87	HIS	Sidechain
1	aU	97	ARG	Sidechain
1	aV	120	HIS	Sidechain
1	aV	130	TYR	Sidechain
1	aV	167	ARG	Sidechain
1	aV	168	PHE	Sidechain
1	aV	18	ARG	Sidechain
1	aV	229	ARG	Sidechain
1	aV	84	HIS	Sidechain
1	aV	97	ARG	Sidechain
1	aW	120	HIS	Sidechain
1	aW	130	TYR	Sidechain
1	aW	145	TYR	Sidechain
1	aW	154	ARG	Sidechain
1	aW	32	PHE	Sidechain
1	aX	130	TYR	Sidechain
1	aX	145	TYR	Sidechain
1	aX	162	ARG	Sidechain
1	aX	167	ARG	Sidechain
1	aX	169	TYR	Sidechain
1	aX	229	ARG	Sidechain
1	aX	32	PHE	Sidechain
1	aX	82	ARG	Sidechain
1	aY	132	ARG	Sidechain
1	aY	162	ARG	Sidechain
1	aY	167	ARG	Sidechain

Continued on next page...

Continued from previous page...

Mol	Chain	Res	Type	Group
1	aY	201	ILE	Mainchain
1	aY	206	GLY	Peptide
1	aY	223	GLY	Peptide
1	aY	82	ARG	Sidechain
1	aZ	100	ARG	Sidechain
1	aZ	120	HIS	Sidechain
1	aZ	130	TYR	Sidechain
1	aZ	143	ARG	Sidechain
1	aZ	164	TYR	Sidechain
1	aZ	169	TYR	Sidechain
1	aZ	173	ARG	Sidechain
1	aZ	18	ARG	Sidechain
1	aZ	40	PHE	Sidechain
1	aZ	82	ARG	Sidechain
1	aa	143	ARG	Sidechain
1	aa	145	TYR	Sidechain
1	aa	164	TYR	Sidechain
1	aa	173	ARG	Sidechain
1	ab	100	ARG	Sidechain
1	ab	132	ARG	Sidechain
1	ab	145	TYR	Sidechain
1	ab	164	TYR	Sidechain
1	ab	168	PHE	Sidechain
1	ab	226	HIS	Sidechain
1	ab	229	ARG	Sidechain
1	ac	130	TYR	Sidechain
1	ac	132	ARG	Sidechain
1	ac	167	ARG	Sidechain
1	ac	18	ARG	Sidechain
1	ac	229	ARG	Sidechain
1	ac	62	HIS	Sidechain
1	ac	82	ARG	Sidechain
1	ac	84	HIS	Sidechain
1	ad	130	TYR	Sidechain
1	ad	132	ARG	Sidechain
1	ad	143	ARG	Sidechain
1	ad	145	TYR	Sidechain
1	ad	18	ARG	Sidechain
1	ad	97	ARG	Sidechain
1	ae	100	ARG	Sidechain
1	ae	12	HIS	Sidechain
1	ae	145	TYR	Sidechain

Continued on next page...

Continued from previous page...

Mol	Chain	Res	Type	Group
1	ae	168	PHE	Sidechain
1	ae	169	TYR	Sidechain
1	ae	82	ARG	Sidechain
1	ae	97	ARG	Sidechain
1	af	100	ARG	Sidechain
1	af	145	TYR	Sidechain
1	af	161	PHE	Sidechain
1	af	168	PHE	Sidechain
1	af	229	ARG	Sidechain
1	ag	12	HIS	Sidechain
1	ag	143	ARG	Sidechain
1	ag	164	TYR	Sidechain
1	ag	167	ARG	Sidechain
1	ag	169	TYR	Sidechain
1	ag	173	ARG	Sidechain
1	ag	84	HIS	Sidechain
1	ah	143	ARG	Sidechain
1	ah	162	ARG	Sidechain
1	ah	167	ARG	Sidechain
1	ah	169	TYR	Sidechain
1	ai	145	TYR	Sidechain
1	ai	154	ARG	Sidechain
1	ai	164	TYR	Sidechain
1	ai	169	TYR	Sidechain
1	ai	62	HIS	Sidechain
1	ai	82	ARG	Sidechain
1	ai	97	ARG	Sidechain
1	aj	100	ARG	Sidechain
1	aj	130	TYR	Sidechain
1	aj	143	ARG	Sidechain
1	aj	154	ARG	Sidechain
1	aj	97	ARG	Sidechain
1	ak	173	ARG	Sidechain
1	al	124	ILE	Peptide
1	al	145	TYR	Sidechain
1	al	164	TYR	Sidechain
1	al	169	TYR	Sidechain
1	al	87	HIS	Sidechain
1	am	124	ILE	Peptide
1	am	167	ARG	Sidechain
1	am	169	TYR	Sidechain
1	am	32	PHE	Sidechain

Continued on next page...

Continued from previous page...

Mol	Chain	Res	Type	Group
1	am	82	ARG	Sidechain
1	am	87	HIS	Sidechain
1	an	132	ARG	Sidechain
1	an	143	ARG	Sidechain
1	an	31	ALA	Peptide
1	ao	121	ASN	Peptide
1	ao	130	TYR	Sidechain
1	ao	145	TYR	Sidechain
1	ao	162	ARG	Sidechain
1	ao	167	ARG	Sidechain
1	ao	169	TYR	Sidechain
1	ao	32	PHE	Peptide
1	ap	121	ASN	Peptide
1	ap	130	TYR	Sidechain
1	ap	143	ARG	Sidechain
1	ap	162	ARG	Sidechain
1	ap	167	ARG	Sidechain
1	ap	173	ARG	Sidechain
1	ap	18	ARG	Sidechain
1	ap	34	PRO	Peptide
1	aq	119	THR	Peptide
1	aq	121	ASN	Peptide
1	aq	130	TYR	Sidechain
1	aq	173	ARG	Sidechain
1	aq	18	ARG	Sidechain
1	ar	154	ARG	Sidechain
1	ar	82	ARG	Sidechain
1	ar	99	PRO	Peptide
1	as	121	ASN	Peptide
1	as	143	ARG	Sidechain
1	as	162	ARG	Sidechain
1	as	164	TYR	Sidechain
1	as	97	ARG	Sidechain
1	at	100	ARG	Sidechain
1	at	132	ARG	Sidechain
1	at	162	ARG	Sidechain
1	at	164	TYR	Sidechain
1	at	87	HIS	Sidechain
1	au	100	ARG	Sidechain
1	au	143	ARG	Sidechain
1	au	154	ARG	Sidechain
1	au	164	TYR	Sidechain

Continued on next page...

Continued from previous page...

Mol	Chain	Res	Type	Group
1	au	167	ARG	Sidechain
1	au	173	ARG	Sidechain
1	av	12	HIS	Sidechain
1	av	124	ILE	Peptide
1	av	130	TYR	Sidechain
1	av	145	TYR	Sidechain
1	av	167	ARG	Sidechain
1	av	18	ARG	Sidechain
1	av	229	ARG	Sidechain
1	av	87	HIS	Sidechain
1	aw	121	ASN	Peptide
1	aw	154	ARG	Sidechain
1	aw	161	PHE	Sidechain
1	aw	169	TYR	Sidechain
1	aw	18	ARG	Sidechain
1	aw	82	ARG	Sidechain
1	ax	100	ARG	Sidechain
1	ax	130	TYR	Sidechain
1	ax	132	ARG	Sidechain
1	ax	154	ARG	Sidechain
1	ax	160	PRO	Mainchain
1	ax	167	ARG	Sidechain
1	ax	169	TYR	Sidechain
1	ax	173	ARG	Sidechain
1	ax	18	ARG	Sidechain
1	ax	229	ARG	Sidechain
1	ay	143	ARG	Sidechain
1	ay	18	ARG	Sidechain
1	ay	97	ARG	Sidechain
1	az	145	TYR	Sidechain
1	az	161	PHE	Sidechain
1	az	162	ARG	Sidechain
1	az	167	ARG	Sidechain
1	az	168	PHE	Sidechain
1	az	173	ARG	Sidechain
1	az	82	ARG	Sidechain
1	b	145	TYR	Sidechain
1	b	169	TYR	Sidechain
1	b	173	ARG	Sidechain
1	b	18	ARG	Sidechain
1	b	229	ARG	Sidechain
1	b	57	ASN	Peptide

Continued on next page...

Continued from previous page...

Mol	Chain	Res	Type	Group
1	b0	100	ARG	Sidechain
1	b0	12	HIS	Sidechain
1	b0	121	ASN	Peptide
1	b0	167	ARG	Sidechain
1	b1	124	ILE	Peptide
1	b1	130	TYR	Sidechain
1	b1	143	ARG	Sidechain
1	b1	145	TYR	Sidechain
1	b1	162	ARG	Sidechain
1	b1	164	TYR	Sidechain
1	b1	167	ARG	Sidechain
1	b1	48	THR	Peptide
1	b1	97	ARG	Sidechain
1	b2	130	TYR	Sidechain
1	b2	162	ARG	Sidechain
1	b2	169	TYR	Sidechain
1	b2	173	ARG	Sidechain
1	b2	229	ARG	Sidechain
1	b2	82	ARG	Sidechain
1	b3	100	ARG	Sidechain
1	b3	130	TYR	Sidechain
1	b3	132	ARG	Sidechain
1	b3	146	SER	Peptide
1	b3	154	ARG	Sidechain
1	b3	161	PHE	Sidechain
1	b3	167	ARG	Sidechain
1	b3	21	ASN	Sidechain
1	b3	37	ILE	Peptide
1	b3	62	HIS	Sidechain
1	b4	100	ARG	Sidechain
1	b4	132	ARG	Sidechain
1	b4	162	ARG	Sidechain
1	b4	169	TYR	Sidechain
1	b4	18	ARG	Sidechain
1	b4	32	PHE	Sidechain
1	b4	82	ARG	Sidechain
1	b5	130	TYR	Sidechain
1	b5	143	ARG	Sidechain
1	b5	167	ARG	Sidechain
1	b5	169	TYR	Sidechain
1	b5	226	HIS	Sidechain
1	b5	32	PHE	Sidechain

Continued on next page...

Continued from previous page...

Mol	Chain	Res	Type	Group
1	b5	84	HIS	Sidechain
1	b6	100	ARG	Sidechain
1	b6	132	ARG	Sidechain
1	b6	145	TYR	Sidechain
1	b6	146	SER	Peptide
1	b6	154	ARG	Sidechain
1	b6	162	ARG	Sidechain
1	b6	37	ILE	Peptide
1	b6	58	THR	Mainchain
1	b7	132	ARG	Sidechain
1	b7	167	ARG	Sidechain
1	b7	173	ARG	Sidechain
1	b7	226	HIS	Sidechain
1	b8	161	PHE	Sidechain
1	b8	18	ARG	Sidechain
1	b8	217	ALA	Peptide
1	b9	121	ASN	Peptide
1	b9	130	TYR	Sidechain
1	b9	167	ARG	Sidechain
1	bA	154	ARG	Sidechain
1	bA	164	TYR	Sidechain
1	bA	40	PHE	Sidechain
1	bA	62	HIS	Sidechain
1	bB	120	HIS	Sidechain
1	bB	130	TYR	Sidechain
1	bB	145	TYR	Sidechain
1	bB	154	ARG	Sidechain
1	bB	18	ARG	Sidechain
1	bB	192	GLN	Sidechain
1	bB	32	PHE	Sidechain
1	bB	82	ARG	Sidechain
1	bC	100	ARG	Sidechain
1	bC	120	HIS	Sidechain
1	bC	145	TYR	Sidechain
1	bC	162	ARG	Sidechain
1	bC	169	TYR	Sidechain
1	bC	173	ARG	Sidechain
1	bC	229	ARG	Sidechain
1	bD	100	ARG	Sidechain
1	bD	145	TYR	Sidechain
1	bD	167	ARG	Sidechain
1	bD	229	ARG	Sidechain

Continued on next page...

Continued from previous page...

Mol	Chain	Res	Type	Group
1	bE	100	ARG	Sidechain
1	bE	12	HIS	Sidechain
1	bE	121	ASN	Peptide
1	bE	124	ILE	Peptide
1	bE	130	TYR	Sidechain
1	bE	132	ARG	Sidechain
1	bE	162	ARG	Sidechain
1	bE	164	TYR	Sidechain
1	bE	167	ARG	Sidechain
1	bE	168	PHE	Sidechain
1	bE	32	PHE	Sidechain
1	bE	62	HIS	Sidechain
1	bF	124	ILE	Peptide
1	bF	130	TYR	Sidechain
1	bF	143	ARG	Sidechain
1	bF	164	TYR	Sidechain
1	bF	18	ARG	Sidechain
1	bF	229	ARG	Sidechain
1	bF	40	PHE	Sidechain
1	bG	132	ARG	Sidechain
1	bG	143	ARG	Sidechain
1	bG	169	TYR	Sidechain
1	bG	229	ARG	Sidechain
1	bH	121	ASN	Peptide
1	bH	132	ARG	Sidechain
1	bH	143	ARG	Sidechain
1	bH	154	ARG	Sidechain
1	bH	162	ARG	Sidechain
1	bH	229	ARG	Sidechain
1	bI	121	ASN	Peptide
1	bI	132	ARG	Sidechain
1	bI	143	ARG	Sidechain
1	bI	168	PHE	Sidechain
1	bI	82	ARG	Sidechain
1	bI	84	HIS	Sidechain
1	bJ	154	ARG	Sidechain
1	bJ	167	ARG	Sidechain
1	bJ	169	TYR	Sidechain
1	bJ	32	PHE	Sidechain
1	bJ	84	HIS	Peptide
1	bJ	96	MET	Peptide
1	bK	161	PHE	Sidechain

Continued on next page...

Continued from previous page...

Mol	Chain	Res	Type	Group
1	bK	162	ARG	Sidechain
1	bK	164	TYR	Sidechain
1	bK	173	ARG	Sidechain
1	bK	62	HIS	Sidechain
1	bL	143	ARG	Sidechain
1	bL	154	ARG	Sidechain
1	bL	169	TYR	Sidechain
1	bL	173	ARG	Sidechain
1	bL	3	VAL	Peptide
1	bM	121	ASN	Peptide
1	bM	132	ARG	Sidechain
1	bM	169	TYR	Sidechain
1	bM	18	ARG	Mainchain
1	bM	87	HIS	Peptide
1	bN	130	TYR	Sidechain
1	bN	164	TYR	Sidechain
1	bN	167	ARG	Sidechain
1	bN	173	ARG	Sidechain
1	bN	229	ARG	Sidechain
1	bN	32	PHE	Peptide
1	bO	162	ARG	Sidechain
1	bO	32	PHE	Sidechain
1	bP	145	TYR	Sidechain
1	bP	154	ARG	Sidechain
1	bP	161	PHE	Sidechain
1	bQ	100	ARG	Sidechain
1	bQ	156	GLY	Peptide
1	bQ	173	ARG	Sidechain
1	bR	100	ARG	Sidechain
1	bR	120	HIS	Sidechain
1	bR	121	ASN	Peptide
1	bR	124	ILE	Peptide
1	bR	132	ARG	Sidechain
1	bR	143	ARG	Sidechain
1	bR	145	TYR	Sidechain
1	bR	162	ARG	Sidechain
1	bR	173	ARG	Sidechain
1	bR	18	ARG	Sidechain
1	bR	229	ARG	Sidechain
1	bR	84	HIS	Sidechain
1	bR	97	ARG	Sidechain
1	bS	143	ARG	Sidechain

Continued on next page...

Continued from previous page...

Mol	Chain	Res	Type	Group
1	bS	167	ARG	Sidechain
1	bS	217	ALA	Peptide
1	bS	229	ARG	Sidechain
1	bS	32	PHE	Sidechain
1	bT	100	ARG	Sidechain
1	bT	130	TYR	Sidechain
1	bT	132	ARG	Sidechain
1	bT	167	ARG	Sidechain
1	bT	173	ARG	Sidechain
1	bT	226	HIS	Sidechain
1	bU	124	ILE	Peptide
1	bU	18	ARG	Sidechain
1	bU	226	HIS	Sidechain
1	bU	229	ARG	Sidechain
1	bU	32	PHE	Sidechain
1	bV	124	ILE	Peptide
1	bV	130	TYR	Sidechain
1	bV	143	ARG	Sidechain
1	bV	48	THR	Peptide
1	bV	84	HIS	Sidechain
1	bV	89	GLY	Peptide
1	bW	100	ARG	Sidechain
1	bW	120	HIS	Sidechain
1	bW	130	TYR	Sidechain
1	bW	143	ARG	Sidechain
1	bW	145	TYR	Sidechain
1	bW	154	ARG	Sidechain
1	bW	162	ARG	Sidechain
1	bW	18	ARG	Sidechain
1	bW	84	HIS	Sidechain
1	bX	121	ASN	Peptide
1	bX	143	ARG	Sidechain
1	bX	162	ARG	Sidechain
1	bY	100	ARG	Sidechain
1	bY	130	TYR	Sidechain
1	bY	145	TYR	Sidechain
1	bY	40	PHE	Sidechain
1	bY	82	ARG	Sidechain
1	bZ	100	ARG	Sidechain
1	bZ	121	ASN	Peptide
1	bZ	154	ARG	Sidechain
1	bZ	162	ARG	Sidechain

Continued on next page...

Continued from previous page...

Mol	Chain	Res	Type	Group
1	bZ	173	ARG	Sidechain
1	bZ	197	ASP	Sidechain
1	bZ	87	HIS	Sidechain
1	ba	121	ASN	Peptide
1	ba	124	ILE	Peptide
1	ba	132	ARG	Sidechain
1	ba	154	ARG	Sidechain
1	ba	169	TYR	Sidechain
1	ba	173	ARG	Sidechain
1	ba	18	ARG	Sidechain
1	bb	124	ILE	Peptide
1	bb	130	TYR	Sidechain
1	bb	143	ARG	Sidechain
1	bb	145	TYR	Sidechain
1	bb	164	TYR	Sidechain
1	bb	167	ARG	Sidechain
1	bc	121	ASN	Peptide
1	bc	154	ARG	Peptide
1	bc	162	ARG	Sidechain
1	bc	164	TYR	Sidechain
1	bc	169	TYR	Sidechain
1	bc	173	ARG	Sidechain
1	bd	132	ARG	Sidechain
1	bd	229	ARG	Sidechain
1	be	169	TYR	Sidechain
1	be	173	ARG	Sidechain
1	be	219	GLN	Mainchain
1	bf	121	ASN	Peptide
1	bf	130	TYR	Sidechain
1	bf	143	ARG	Sidechain
1	bf	159	GLU	Peptide
1	bf	164	TYR	Sidechain
1	bf	167	ARG	Sidechain
1	bf	62	HIS	Sidechain
1	bf	82	ARG	Sidechain
1	bg	121	ASN	Peptide
1	bg	143	ARG	Sidechain
1	bg	168	PHE	Sidechain
1	bg	173	ARG	Sidechain
1	bg	223	GLY	Peptide
1	bg	32	PHE	Peptide
1	bh	121	ASN	Peptide

Continued on next page...

Continued from previous page...

Mol	Chain	Res	Type	Group
1	bh	169	TYR	Sidechain
1	bh	173	ARG	Sidechain
1	bh	32	PHE	Peptide
1	bi	121	ASN	Peptide
1	bi	130	TYR	Sidechain
1	bi	154	ARG	Sidechain
1	bi	167	ARG	Sidechain
1	bi	29	GLU	Peptide
1	bi	32	PHE	Sidechain
1	bi	97	ARG	Mainchain
1	bj	164	TYR	Sidechain
1	bj	188	THR	Peptide
1	bj	229	ARG	Sidechain
1	bj	82	ARG	Sidechain
1	bj	84	HIS	Sidechain
1	bk	12	HIS	Sidechain
1	bk	130	TYR	Sidechain
1	bk	143	ARG	Sidechain
1	bk	168	PHE	Sidechain
1	bk	86	VAL	Mainchain
1	bk	97	ARG	Sidechain
1	bl	100	ARG	Sidechain
1	bl	143	ARG	Sidechain
1	bl	145	TYR	Sidechain
1	bl	18	ARG	Sidechain
1	bm	121	ASN	Peptide
1	bm	130	TYR	Sidechain
1	bm	143	ARG	Sidechain
1	bm	154	ARG	Sidechain
1	bm	164	TYR	Sidechain
1	bm	169	TYR	Sidechain
1	bm	18	ARG	Sidechain
1	bm	32	PHE	Peptide
1	bm	40	PHE	Sidechain
1	bm	62	HIS	Sidechain
1	bn	130	TYR	Sidechain
1	bn	143	ARG	Sidechain
1	bn	154	ARG	Sidechain
1	bn	161	PHE	Sidechain
1	bn	173	ARG	Sidechain
1	bn	18	ARG	Sidechain
1	bo	121	ASN	Peptide

Continued on next page...

Continued from previous page...

Mol	Chain	Res	Type	Group
1	bo	132	ARG	Sidechain
1	bo	164	TYR	Sidechain
1	bo	54	THR	Mainchain
1	bo	62	HIS	Sidechain
1	bo	96	MET	Peptide
1	bp	145	TYR	Sidechain
1	bp	167	ARG	Sidechain
1	bp	30	LYS	Peptide
1	bq	100	ARG	Sidechain
1	bq	12	HIS	Sidechain
1	bq	143	ARG	Sidechain
1	bq	169	TYR	Sidechain
1	bq	229	ARG	Sidechain
1	bq	31	ALA	Mainchain
1	bq	62	HIS	Sidechain
1	bq	97	ARG	Sidechain
1	br	12	HIS	Sidechain
1	br	130	TYR	Sidechain
1	br	145	TYR	Sidechain
1	br	164	TYR	Sidechain
1	br	167	ARG	Sidechain
1	br	168	PHE	Sidechain
1	br	96	MET	Peptide
1	br	97	ARG	Sidechain
1	bs	120	HIS	Sidechain
1	bs	121	ASN	Peptide
1	bs	132	ARG	Sidechain
1	bs	162	ARG	Sidechain
1	bs	167	ARG	Sidechain
1	bs	58	THR	Mainchain
1	bt	121	ASN	Peptide
1	bt	132	ARG	Sidechain
1	bt	164	TYR	Sidechain
1	bu	124	ILE	Peptide
1	bu	173	ARG	Sidechain
1	bv	145	TYR	Sidechain
1	bv	154	ARG	Sidechain
1	bv	162	ARG	Sidechain
1	bv	164	TYR	Sidechain
1	bv	168	PHE	Sidechain
1	bv	169	TYR	Sidechain
1	bw	132	ARG	Sidechain

Continued on next page...

Continued from previous page...

Mol	Chain	Res	Type	Group
1	bw	143	ARG	Sidechain
1	bw	162	ARG	Sidechain
1	bw	169	TYR	Sidechain
1	bw	229	ARG	Sidechain
1	bx	100	ARG	Sidechain
1	bx	120	HIS	Sidechain
1	bx	130	TYR	Sidechain
1	bx	143	ARG	Sidechain
1	bx	145	TYR	Sidechain
1	bx	154	ARG	Sidechain
1	bx	167	ARG	Sidechain
1	bx	169	TYR	Sidechain
1	bx	97	ARG	Sidechain
1	by	145	TYR	Sidechain
1	by	164	TYR	Sidechain
1	by	169	TYR	Sidechain
1	by	229	ARG	Sidechain
1	by	82	ARG	Sidechain
1	bz	130	TYR	Sidechain
1	bz	143	ARG	Sidechain
1	bz	154	ARG	Sidechain
1	bz	167	ARG	Sidechain
1	bz	18	ARG	Sidechain
1	bz	6	LEU	Peptide
1	bz	82	ARG	Sidechain
1	c	100	ARG	Sidechain
1	c	132	ARG	Sidechain
1	c	143	ARG	Sidechain
1	c	145	TYR	Sidechain
1	c	154	ARG	Sidechain
1	c	159	GLU	Peptide
1	c	162	ARG	Sidechain
1	c0	130	TYR	Sidechain
1	c0	143	ARG	Sidechain
1	c0	155	GLN	Sidechain
1	c0	164	TYR	Sidechain
1	c0	18	ARG	Sidechain
1	c0	82	ARG	Sidechain
1	c0	87	HIS	Sidechain
1	c1	121	ASN	Peptide
1	c1	143	ARG	Sidechain
1	c1	145	TYR	Sidechain

Continued on next page...

Continued from previous page...

Mol	Chain	Res	Type	Group
1	c1	18	ARG	Sidechain
1	c2	130	TYR	Sidechain
1	c2	132	ARG	Sidechain
1	c2	154	ARG	Sidechain
1	c2	161	PHE	Sidechain
1	c2	89	GLY	Peptide
1	c3	100	ARG	Sidechain
1	c3	120	HIS	Sidechain
1	c3	145	TYR	Sidechain
1	c3	162	ARG	Sidechain
1	c3	164	TYR	Sidechain
1	c3	169	TYR	Sidechain
1	c4	100	ARG	Sidechain
1	c4	124	ILE	Peptide
1	c4	130	TYR	Sidechain
1	c4	140	LYS	Mainchain
1	c4	167	ARG	Sidechain
1	c4	173	ARG	Sidechain
1	c4	82	ARG	Sidechain
1	c4	92	GLU	Peptide
1	c5	12	HIS	Sidechain
1	c5	143	ARG	Sidechain
1	c5	164	TYR	Sidechain
1	c5	173	ARG	Sidechain
1	c6	167	ARG	Sidechain
1	c7	100	ARG	Sidechain
1	c7	121	ASN	Peptide
1	c7	132	ARG	Sidechain
1	c7	143	ARG	Sidechain
1	c7	154	ARG	Sidechain
1	c7	164	TYR	Sidechain
1	c8	124	ILE	Peptide
1	c8	130	TYR	Sidechain
1	c8	154	ARG	Sidechain
1	c8	167	ARG	Sidechain
1	c9	100	ARG	Sidechain
1	c9	146	SER	Peptide
1	c9	154	ARG	Sidechain
1	c9	229	ARG	Sidechain
1	cA	124	ILE	Peptide
1	cA	130	TYR	Mainchain,Sidechain
1	cA	162	ARG	Sidechain

Continued on next page...

Continued from previous page...

Mol	Chain	Res	Type	Group
1	cA	97	ARG	Sidechain
1	cB	121	ASN	Peptide
1	cB	169	TYR	Sidechain
1	cB	18	ARG	Sidechain
1	cB	226	HIS	Sidechain
1	cB	229	ARG	Sidechain
1	cB	32	PHE	Sidechain
1	cB	50	GLN	Mainchain
1	cC	100	ARG	Sidechain
1	cC	132	ARG	Sidechain
1	cC	154	ARG	Sidechain
1	cC	162	ARG	Sidechain
1	cC	193	ASN	Peptide
1	cD	124	ILE	Peptide
1	cD	145	TYR	Sidechain
1	cD	162	ARG	Sidechain
1	cD	167	ARG	Sidechain
1	cE	132	ARG	Sidechain
1	cE	162	ARG	Sidechain
1	cE	167	ARG	Sidechain
1	cE	173	ARG	Sidechain
1	cF	130	TYR	Sidechain
1	cF	145	TYR	Sidechain
1	cG	154	ARG	Sidechain
1	cG	161	PHE	Sidechain
1	cG	164	TYR	Sidechain
1	cH	164	TYR	Sidechain
1	cH	195	ASN	Peptide
1	cH	204	ALA	Mainchain
1	cH	32	PHE	Sidechain
1	cH	62	HIS	Sidechain
1	cH	84	HIS	Sidechain,Peptide
1	cI	132	ARG	Sidechain
1	cI	145	TYR	Sidechain
1	cI	164	TYR	Sidechain
1	cI	229	ARG	Sidechain
1	cJ	132	ARG	Sidechain
1	cJ	145	TYR	Sidechain
1	cJ	164	TYR	Sidechain
1	cJ	169	TYR	Sidechain
1	cJ	173	ARG	Sidechain
1	cK	100	ARG	Sidechain

Continued on next page...

Continued from previous page...

Mol	Chain	Res	Type	Group
1	cK	154	ARG	Sidechain
1	cK	18	ARG	Sidechain
1	cK	52	LEU	Mainchain
1	cL	100	ARG	Sidechain
1	cL	143	ARG	Sidechain
1	cL	152	ASP	Mainchain
1	cL	164	TYR	Sidechain
1	cL	82	ARG	Sidechain
1	cM	132	ARG	Sidechain
1	cM	143	ARG	Sidechain
1	cM	62	HIS	Sidechain
1	cM	82	ARG	Sidechain
1	cN	132	ARG	Sidechain
1	cN	167	ARG	Sidechain
1	cN	18	ARG	Sidechain
1	cN	195	ASN	Peptide
1	cN	8	GLY	Peptide
1	cO	120	HIS	Sidechain
1	cO	143	ARG	Sidechain
1	cO	15	ILE	Peptide
1	cO	154	ARG	Sidechain
1	cO	162	ARG	Sidechain
1	cO	229	ARG	Sidechain
1	cP	100	ARG	Sidechain
1	cP	32	PHE	Sidechain
1	cQ	100	ARG	Sidechain
1	cQ	120	HIS	Sidechain
1	cQ	130	TYR	Sidechain
1	cQ	143	ARG	Sidechain
1	cQ	154	ARG	Sidechain
1	cQ	168	PHE	Sidechain
1	cQ	169	TYR	Sidechain
1	cQ	87	HIS	Sidechain
1	cQ	97	ARG	Sidechain
1	cR	143	ARG	Sidechain
1	cR	164	TYR	Sidechain
1	cR	40	PHE	Sidechain
1	cS	120	HIS	Sidechain
1	cS	18	ARG	Sidechain
1	cS	40	PHE	Sidechain
1	cS	84	HIS	Sidechain
1	cT	100	ARG	Sidechain

Continued on next page...

Continued from previous page...

Mol	Chain	Res	Type	Group
1	cT	121	ASN	Peptide
1	cT	132	ARG	Sidechain
1	cT	145	TYR	Sidechain
1	cT	148	THR	Peptide
1	cT	154	ARG	Sidechain
1	cT	162	ARG	Sidechain
1	cT	173	ARG	Sidechain
1	cT	214	MET	Mainchain
1	cT	32	PHE	Sidechain
1	cT	82	ARG	Sidechain
1	cU	100	ARG	Sidechain
1	cU	145	TYR	Sidechain
1	cU	154	ARG	Sidechain
1	cU	161	PHE	Sidechain
1	cU	164	TYR	Sidechain
1	cU	229	ARG	Sidechain
1	cU	82	ARG	Sidechain
1	cU	97	ARG	Sidechain
1	cV	130	TYR	Sidechain
1	cV	143	ARG	Sidechain
1	cV	162	ARG	Sidechain
1	cV	40	PHE	Sidechain
1	cV	97	ARG	Sidechain
1	cW	100	ARG	Sidechain
1	cW	121	ASN	Peptide
1	cW	124	ILE	Peptide
1	cW	143	ARG	Sidechain
1	cW	145	TYR	Sidechain
1	cW	154	ARG	Sidechain
1	cW	162	ARG	Sidechain
1	cW	18	ARG	Sidechain
1	cW	97	ARG	Sidechain
1	cX	143	ARG	Sidechain
1	cX	145	TYR	Sidechain
1	cX	164	TYR	Sidechain
1	cX	169	TYR	Sidechain
1	cX	82	ARG	Sidechain
1	cY	118	MET	Mainchain
1	cY	164	TYR	Sidechain
1	cY	169	TYR	Sidechain
1	cY	18	ARG	Sidechain
1	cZ	132	ARG	Sidechain

Continued on next page...

Continued from previous page...

Mol	Chain	Res	Type	Group
1	cZ	145	TYR	Sidechain
1	cZ	164	TYR	Sidechain
1	cZ	18	ARG	Sidechain
1	cZ	229	ARG	Sidechain
1	ca	100	ARG	Sidechain
1	ca	154	ARG	Sidechain
1	ca	162	ARG	Sidechain
1	ca	167	ARG	Sidechain
1	ca	169	TYR	Sidechain
1	ca	229	ARG	Peptide
1	ca	8	GLY	Peptide
1	ca	82	ARG	Sidechain
1	cb	100	ARG	Sidechain
1	cb	124	ILE	Peptide
1	cb	162	ARG	Sidechain
1	cb	167	ARG	Sidechain
1	cb	82	ARG	Sidechain
1	cb	92	GLU	Peptide
1	cc	100	ARG	Sidechain
1	cc	130	TYR	Sidechain
1	cc	162	ARG	Sidechain
1	cc	164	TYR	Sidechain
1	cc	173	ARG	Sidechain
1	cc	32	PHE	Sidechain
1	cc	62	HIS	Sidechain
1	cd	130	TYR	Sidechain
1	cd	154	ARG	Sidechain
1	cd	206	GLY	Peptide
1	ce	121	ASN	Peptide
1	ce	162	ARG	Sidechain
1	cf	169	TYR	Sidechain
1	cf	229	ARG	Sidechain
1	cg	143	ARG	Sidechain
1	cg	145	TYR	Sidechain
1	cg	162	ARG	Sidechain
1	cg	164	TYR	Sidechain
1	cg	169	TYR	Sidechain
1	cg	173	ARG	Sidechain
1	cg	18	ARG	Sidechain
1	cg	97	ARG	Sidechain
1	ch	120	HIS	Sidechain
1	ch	143	ARG	Sidechain

Continued on next page...

Continued from previous page...

Mol	Chain	Res	Type	Group
1	ch	154	ARG	Sidechain
1	ch	164	TYR	Sidechain
1	ci	130	TYR	Sidechain
1	ci	145	TYR	Sidechain
1	ci	162	ARG	Sidechain
1	ci	173	ARG	Sidechain
1	ci	18	ARG	Sidechain
1	ci	32	PHE	Sidechain
1	cj	121	ASN	Peptide
1	cj	130	TYR	Sidechain
1	cj	145	TYR	Sidechain
1	cj	146	SER	Peptide
1	cj	154	ARG	Sidechain
1	cj	164	TYR	Sidechain
1	cj	169	TYR	Sidechain
1	cj	197	ASP	Sidechain
1	ck	145	TYR	Sidechain
1	ck	148	THR	Peptide
1	ck	161	PHE	Sidechain
1	ck	18	ARG	Sidechain
1	ck	229	ARG	Sidechain
1	ck	40	PHE	Sidechain
1	cl	130	TYR	Sidechain
1	cl	164	TYR	Sidechain
1	cm	121	ASN	Peptide
1	cm	132	ARG	Sidechain
1	cm	143	ARG	Sidechain
1	cm	173	ARG	Sidechain
1	cm	32	PHE	Sidechain
1	cn	121	ASN	Peptide
1	cn	143	ARG	Sidechain
1	cn	160	PRO	Mainchain
1	cn	169	TYR	Sidechain
1	cn	18	ARG	Sidechain
1	cn	218	CYS	Peptide
1	cn	226	HIS	Peptide
1	cn	99	PRO	Peptide
1	co	169	TYR	Sidechain
1	co	84	HIS	Sidechain
1	co	89	GLY	Peptide
1	cp	114	GLN	Mainchain
1	cp	121	ASN	Peptide

Continued on next page...

Continued from previous page...

Mol	Chain	Res	Type	Group
1	cp	132	ARG	Sidechain
1	cp	154	ARG	Sidechain
1	cp	18	ARG	Sidechain
1	cp	62	HIS	Sidechain,Peptide
1	cp	82	ARG	Sidechain
1	cq	121	ASN	Peptide
1	cq	130	TYR	Sidechain
1	cq	132	ARG	Sidechain
1	cq	154	ARG	Sidechain
1	cq	167	ARG	Sidechain
1	cq	82	ARG	Sidechain
1	cr	145	TYR	Sidechain
1	cr	162	ARG	Sidechain
1	cr	18	ARG	Sidechain
1	cr	23	TRP	Mainchain
1	cr	82	ARG	Sidechain
1	cr	84	HIS	Sidechain
1	cs	100	ARG	Sidechain
1	cs	143	ARG	Sidechain
1	cs	162	ARG	Sidechain
1	cs	167	ARG	Sidechain
1	cs	169	TYR	Sidechain
1	cs	206	GLY	Peptide
1	cs	32	PHE	Sidechain
1	cs	62	HIS	Sidechain
1	cs	87	HIS	Sidechain
1	ct	120	HIS	Sidechain
1	ct	121	ASN	Peptide
1	ct	145	TYR	Sidechain
1	ct	168	PHE	Sidechain
1	ct	169	TYR	Sidechain
1	ct	82	ARG	Sidechain
1	cu	100	ARG	Sidechain
1	cu	143	ARG	Sidechain
1	cu	145	TYR	Sidechain
1	cu	167	ARG	Sidechain
1	cu	168	PHE	Sidechain
1	cu	229	ARG	Sidechain
1	cu	32	PHE	Sidechain
1	cv	100	ARG	Sidechain
1	cv	104	ILE	Mainchain
1	cv	154	ARG	Sidechain

Continued on next page...

Continued from previous page...

Mol	Chain	Res	Type	Group
1	cv	169	TYR	Sidechain
1	cv	18	ARG	Sidechain
1	cv	32	PHE	Sidechain
1	cv	82	ARG	Sidechain
1	cw	100	ARG	Sidechain
1	cw	164	TYR	Sidechain
1	cw	173	ARG	Sidechain
1	cw	188	THR	Peptide
1	cx	132	ARG	Sidechain
1	cx	145	TYR	Sidechain
1	cx	146	SER	Peptide
1	cx	161	PHE	Sidechain
1	cx	162	ARG	Sidechain
1	cy	162	ARG	Sidechain
1	cy	164	TYR	Sidechain
1	cy	173	ARG	Sidechain
1	cy	84	HIS	Sidechain
1	cz	124	ILE	Peptide
1	cz	145	TYR	Sidechain
1	cz	173	ARG	Sidechain
1	cz	18	ARG	Sidechain
1	d	124	ILE	Peptide
1	d	154	ARG	Sidechain
1	d	32	PHE	Sidechain
1	d	82	ARG	Sidechain
1	d	97	ARG	Sidechain
1	d0	130	TYR	Sidechain
1	d0	143	ARG	Sidechain
1	d0	162	ARG	Sidechain
1	d0	229	ARG	Sidechain
1	d0	82	ARG	Sidechain
1	d1	100	ARG	Sidechain
1	d1	130	TYR	Sidechain
1	d1	164	TYR	Sidechain
1	d1	84	HIS	Sidechain
1	d2	120	HIS	Sidechain
1	d2	132	ARG	Sidechain
1	d2	145	TYR	Sidechain
1	d2	162	ARG	Sidechain
1	d2	164	TYR	Sidechain
1	d2	229	ARG	Sidechain
1	d2	82	ARG	Sidechain

Continued on next page...

Continued from previous page...

Mol	Chain	Res	Type	Group
1	d3	100	ARG	Sidechain
1	d3	124	ILE	Peptide
1	d3	143	ARG	Sidechain
1	d3	168	PHE	Sidechain
1	d4	120	HIS	Sidechain
1	d4	124	ILE	Peptide
1	d4	145	TYR	Sidechain
1	d4	205	LEU	Peptide
1	d4	32	PHE	Sidechain
1	d4	40	PHE	Sidechain
1	d4	82	ARG	Sidechain
1	d5	132	ARG	Sidechain
1	d5	167	ARG	Sidechain
1	d5	226	HIS	Sidechain
1	d5	228	ALA	Peptide
1	d5	82	ARG	Sidechain
1	d6	120	HIS	Sidechain
1	d6	121	ASN	Peptide
1	d6	145	TYR	Sidechain
1	d6	162	ARG	Sidechain
1	d6	173	ARG	Sidechain
1	d6	18	ARG	Sidechain
1	d6	229	ARG	Sidechain
1	d6	62	HIS	Sidechain
1	d7	121	ASN	Peptide
1	d7	124	ILE	Peptide
1	d7	162	ARG	Sidechain
1	d7	79	GLU	Mainchain
1	d8	120	HIS	Sidechain
1	d8	13	GLN	Peptide
1	d8	132	ARG	Sidechain
1	d8	143	ARG	Sidechain
1	d8	18	ARG	Sidechain
1	d8	82	ARG	Sidechain
1	d9	100	ARG	Sidechain
1	d9	130	TYR	Sidechain
1	d9	145	TYR	Sidechain
1	d9	154	ARG	Sidechain
1	d9	169	TYR	Sidechain
1	d9	18	ARG	Sidechain
1	d9	84	HIS	Sidechain
1	d9	87	HIS	Sidechain

Continued on next page...

Continued from previous page...

Mol	Chain	Res	Type	Group
1	d9	97	ARG	Sidechain
1	dA	121	ASN	Peptide
1	dA	143	ARG	Sidechain
1	dA	162	ARG	Sidechain
1	dA	167	ARG	Sidechain
1	dA	229	ARG	Sidechain
1	dA	29	GLU	Peptide
1	dA	62	HIS	Sidechain
1	dA	97	ARG	Sidechain
1	dB	173	ARG	Sidechain
1	dC	120	HIS	Sidechain
1	dC	130	TYR	Sidechain
1	dC	143	ARG	Sidechain
1	dC	145	TYR	Sidechain
1	dC	154	ARG	Sidechain
1	dC	167	ARG	Sidechain
1	dC	173	ARG	Sidechain
1	dC	229	ARG	Sidechain
1	dC	40	PHE	Sidechain
1	dC	48	THR	Peptide
1	dD	120	HIS	Sidechain
1	dD	130	TYR	Sidechain
1	dD	162	ARG	Sidechain
1	dE	130	TYR	Sidechain
1	dE	143	ARG	Sidechain
1	dE	154	ARG	Sidechain
1	dE	162	ARG	Sidechain
1	dE	164	TYR	Sidechain
1	dE	167	ARG	Sidechain
1	dE	205	LEU	Peptide
1	dE	226	HIS	Sidechain
1	dE	32	PHE	Sidechain
1	dE	99	PRO	Peptide
1	dF	124	ILE	Peptide
1	dF	156	GLY	Peptide
1	dF	162	ARG	Sidechain
1	dF	18	ARG	Sidechain
1	dG	100	ARG	Sidechain
1	dG	121	ASN	Peptide
1	dG	164	TYR	Sidechain
1	dG	168	PHE	Sidechain
1	dG	226	HIS	Sidechain

Continued on next page...

Continued from previous page...

Mol	Chain	Res	Type	Group
1	dH	100	ARG	Sidechain
1	dH	130	TYR	Sidechain
1	dH	164	TYR	Sidechain
1	dI	124	ILE	Peptide
1	dI	130	TYR	Sidechain
1	dI	132	ARG	Sidechain
1	dI	154	ARG	Sidechain
1	dJ	130	TYR	Sidechain
1	dJ	145	TYR	Sidechain
1	dJ	146	SER	Peptide
1	dJ	164	TYR	Sidechain
1	dJ	176	GLN	Sidechain
1	dK	120	HIS	Sidechain
1	dK	121	ASN	Peptide
1	dK	62	HIS	Sidechain
1	dK	84	HIS	Sidechain
1	dK	87	HIS	Sidechain
1	dL	122	PRO	Peptide
1	dL	161	PHE	Sidechain
1	dL	162	ARG	Sidechain
1	dL	164	TYR	Sidechain
1	dL	226	HIS	Sidechain
1	dL	229	ARG	Sidechain
1	dM	100	ARG	Sidechain
1	dM	145	TYR	Sidechain
1	dM	162	ARG	Sidechain
1	dM	167	ARG	Sidechain
1	dN	120	HIS	Sidechain
1	dN	130	TYR	Sidechain
1	dN	146	SER	Peptide
1	dN	154	ARG	Sidechain
1	dN	164	TYR	Sidechain
1	dN	167	ARG	Sidechain
1	dN	62	HIS	Sidechain
1	dN	97	ARG	Sidechain
1	dO	132	ARG	Sidechain
1	dO	40	PHE	Sidechain
1	dO	82	ARG	Sidechain
1	dP	103	ASP	Sidechain
1	dP	143	ARG	Sidechain
1	dP	162	ARG	Sidechain
1	dP	164	TYR	Sidechain

Continued on next page...

Continued from previous page...

Mol	Chain	Res	Type	Group
1	dP	173	ARG	Sidechain
1	dP	32	PHE	Sidechain
1	dQ	100	ARG	Sidechain
1	dQ	121	ASN	Peptide
1	dQ	143	ARG	Sidechain
1	dQ	154	ARG	Sidechain
1	dQ	164	TYR	Sidechain
1	dQ	169	TYR	Sidechain
1	dQ	18	ARG	Sidechain
1	dQ	40	PHE	Sidechain
1	dQ	97	ARG	Sidechain
1	dR	121	ASN	Peptide
1	dR	132	ARG	Sidechain
1	dR	145	TYR	Sidechain
1	dR	160	PRO	Peptide
1	dR	82	ARG	Sidechain
1	dS	130	TYR	Sidechain
1	dS	145	TYR	Sidechain
1	dS	164	TYR	Sidechain
1	dS	167	ARG	Sidechain
1	dS	168	PHE	Sidechain
1	dS	173	ARG	Sidechain
1	dT	229	ARG	Sidechain
1	dT	32	PHE	Sidechain
1	dT	62	HIS	Sidechain
1	dT	89	GLY	Peptide
1	dT	97	ARG	Sidechain
1	dU	121	ASN	Peptide
1	dU	132	ARG	Sidechain
1	dU	167	ARG	Sidechain
1	dU	169	TYR	Sidechain
1	dU	229	ARG	Sidechain
1	dU	32	PHE	Sidechain
1	dU	87	HIS	Sidechain
1	dV	130	TYR	Sidechain
1	dV	145	TYR	Sidechain
1	dV	169	TYR	Sidechain
1	dV	62	HIS	Sidechain
1	dV	82	ARG	Sidechain
1	dW	121	ASN	Peptide
1	dW	145	TYR	Sidechain
1	dW	154	ARG	Sidechain

Continued on next page...

Continued from previous page...

Mol	Chain	Res	Type	Group
1	dW	167	ARG	Sidechain
1	dW	172	LEU	Mainchain
1	dW	229	ARG	Sidechain
1	dW	40	PHE	Sidechain
1	dW	84	HIS	Sidechain
1	dX	130	TYR	Sidechain
1	dX	145	TYR	Sidechain
1	dX	16	SER	Peptide
1	dX	164	TYR	Sidechain
1	dX	82	ARG	Sidechain
1	dY	130	TYR	Sidechain
1	dY	143	ARG	Sidechain
1	dY	164	TYR	Sidechain
1	dY	167	ARG	Sidechain
1	dY	173	ARG	Sidechain
1	dY	229	ARG	Sidechain
1	dZ	121	ASN	Peptide
1	dZ	162	ARG	Sidechain
1	dZ	164	TYR	Sidechain
1	dZ	167	ARG	Sidechain
1	dZ	226	HIS	Sidechain
1	dZ	62	HIS	Sidechain
1	da	124	ILE	Peptide
1	da	145	TYR	Sidechain
1	da	62	HIS	Sidechain
1	da	84	HIS	Sidechain
1	da	87	HIS	Sidechain
1	db	121	ASN	Peptide
1	db	124	ILE	Peptide
1	db	146	SER	Peptide
1	db	154	ARG	Sidechain
1	db	164	TYR	Sidechain
1	dc	121	ASN	Peptide
1	dc	130	TYR	Sidechain
1	dc	145	TYR	Sidechain
1	dc	164	TYR	Sidechain
1	dc	229	ARG	Sidechain
1	dc	40	PHE	Sidechain
1	dd	154	ARG	Sidechain
1	dd	167	ARG	Sidechain
1	dd	18	ARG	Sidechain
1	dd	82	ARG	Sidechain

Continued on next page...

Continued from previous page...

Mol	Chain	Res	Type	Group
1	de	121	ASN	Peptide
1	de	132	ARG	Sidechain
1	de	145	TYR	Sidechain
1	de	162	ARG	Sidechain
1	de	167	ARG	Sidechain
1	de	229	ARG	Sidechain
1	de	62	HIS	Sidechain
1	df	100	ARG	Sidechain
1	df	130	TYR	Sidechain
1	df	143	ARG	Sidechain
1	df	168	PHE	Sidechain
1	df	169	TYR	Sidechain
1	df	18	ARG	Sidechain
1	df	206	GLY	Peptide
1	df	229	ARG	Sidechain
1	dg	100	ARG	Sidechain
1	dg	143	ARG	Sidechain
1	dg	159	GLU	Peptide
1	dg	164	TYR	Sidechain
1	dg	167	ARG	Sidechain
1	dg	169	TYR	Sidechain
1	dg	62	HIS	Sidechain
1	dh	12	HIS	Sidechain
1	dh	121	ASN	Peptide
1	dh	124	ILE	Peptide
1	dh	164	TYR	Sidechain
1	di	143	ARG	Sidechain
1	di	154	ARG	Sidechain
1	di	167	ARG	Sidechain
1	di	173	ARG	Sidechain
1	di	229	ARG	Sidechain
1	dj	12	HIS	Sidechain,Peptide
1	dj	120	HIS	Sidechain
1	dj	121	ASN	Peptide
1	dj	132	ARG	Sidechain
1	dj	145	TYR	Sidechain
1	dj	18	ARG	Sidechain
1	dj	229	ARG	Sidechain
1	dj	97	ARG	Sidechain
1	dk	206	GLY	Peptide
1	dk	229	ARG	Sidechain
1	dl	12	HIS	Sidechain

Continued on next page...

Continued from previous page...

Mol	Chain	Res	Type	Group
1	dl	162	ARG	Sidechain
1	dl	169	TYR	Sidechain
1	dl	173	ARG	Sidechain
1	dl	226	HIS	Sidechain
1	dm	130	TYR	Sidechain
1	dm	154	ARG	Sidechain
1	dm	162	ARG	Sidechain
1	dm	166	ASP	Mainchain
1	dm	169	TYR	Sidechain
1	dm	173	ARG	Sidechain
1	dm	229	ARG	Sidechain
1	dn	130	TYR	Sidechain
1	dn	154	ARG	Sidechain
1	dn	162	ARG	Sidechain
1	dn	167	ARG	Sidechain
1	dn	18	ARG	Sidechain
1	dn	206	GLY	Mainchain
1	dn	84	HIS	Sidechain
1	do	145	TYR	Sidechain
1	do	154	ARG	Sidechain
1	do	164	TYR	Sidechain
1	do	67	GLN	Mainchain
1	do	87	HIS	Sidechain
1	dp	121	ASN	Peptide
1	dp	130	TYR	Sidechain
1	dp	132	ARG	Sidechain
1	dp	145	TYR	Sidechain
1	dp	159	GLU	Peptide
1	dq	121	ASN	Peptide
1	dr	130	TYR	Sidechain
1	dr	132	ARG	Sidechain
1	dr	167	ARG	Sidechain
1	dr	18	ARG	Sidechain
1	dr	39	MET	Mainchain
1	dr	82	ARG	Sidechain
1	ds	145	TYR	Sidechain
1	ds	169	TYR	Sidechain
1	ds	82	ARG	Sidechain
1	dt	120	HIS	Sidechain
1	dt	132	ARG	Sidechain
1	dt	154	ARG	Sidechain
1	du	120	HIS	Sidechain

Continued on next page...

Continued from previous page...

Mol	Chain	Res	Type	Group
1	du	124	ILE	Peptide
1	du	132	ARG	Sidechain
1	du	143	ARG	Sidechain
1	du	164	TYR	Sidechain
1	dv	12	HIS	Sidechain
1	dv	121	ASN	Peptide
1	dv	130	TYR	Sidechain
1	dv	132	ARG	Sidechain
1	dv	164	TYR	Sidechain
1	dv	18	ARG	Sidechain
1	dw	100	ARG	Sidechain
1	dw	121	ASN	Peptide
1	dw	143	ARG	Sidechain
1	dw	167	ARG	Sidechain
1	dw	18	ARG	Sidechain
1	dw	226	HIS	Sidechain
1	dw	229	ARG	Sidechain
1	dx	124	ILE	Peptide
1	dx	130	TYR	Sidechain
1	dx	132	ARG	Sidechain
1	dx	167	ARG	Sidechain
1	dx	18	ARG	Sidechain
1	dx	193	ASN	Peptide
1	dx	206	GLY	Peptide
1	dx	82	ARG	Sidechain
1	dy	145	TYR	Sidechain
1	dy	18	ARG	Sidechain
1	dz	12	HIS	Sidechain
1	dz	145	TYR	Sidechain
1	dz	154	ARG	Sidechain
1	dz	167	ARG	Sidechain
1	dz	229	ARG	Sidechain
1	dz	32	PHE	Sidechain
1	dz	97	ARG	Sidechain
1	e	143	ARG	Sidechain
1	e	164	TYR	Sidechain
1	e	167	ARG	Sidechain
1	e	169	TYR	Sidechain
1	e	226	HIS	Sidechain
1	e0	130	TYR	Sidechain
1	e0	173	ARG	Sidechain
1	e1	154	ARG	Sidechain

Continued on next page...

Continued from previous page...

Mol	Chain	Res	Type	Group
1	e1	162	ARG	Sidechain
1	e1	167	ARG	Sidechain
1	e1	169	TYR	Sidechain
1	e2	132	ARG	Sidechain
1	e3	167	ARG	Sidechain
1	e3	226	HIS	Sidechain
1	e3	229	ARG	Sidechain
1	e4	100	ARG	Sidechain
1	e4	132	ARG	Sidechain
1	e4	18	ARG	Sidechain
1	e4	93	PRO	Mainchain
1	e5	143	ARG	Sidechain
1	e5	173	ARG	Sidechain
1	e5	229	ARG	Sidechain
1	e5	32	PHE	Sidechain
1	e6	121	ASN	Peptide
1	e6	145	TYR	Sidechain
1	e6	167	ARG	Sidechain
1	e6	226	HIS	Sidechain
1	e6	229	ARG	Sidechain
1	e6	84	HIS	Peptide
1	e7	100	ARG	Sidechain
1	e7	164	TYR	Sidechain
1	e7	32	PHE	Sidechain
1	e7	40	PHE	Sidechain
1	e7	62	HIS	Sidechain
1	e8	100	ARG	Sidechain
1	e8	154	ARG	Sidechain
1	e8	164	TYR	Sidechain
1	e8	167	ARG	Sidechain
1	e8	173	ARG	Sidechain
1	e8	82	ARG	Sidechain
1	e9	100	ARG	Sidechain
1	e9	162	ARG	Sidechain
1	e9	164	TYR	Sidechain
1	eA	100	ARG	Sidechain
1	eA	121	ASN	Peptide
1	eA	164	TYR	Sidechain
1	eA	169	TYR	Sidechain
1	eA	191	VAL	Peptide
1	eA	229	ARG	Sidechain
1	eA	82	ARG	Sidechain

Continued on next page...

Continued from previous page...

Mol	Chain	Res	Type	Group
1	eA	87	HIS	Sidechain
1	eA	98	GLU	Peptide
1	eB	100	ARG	Sidechain
1	eB	154	ARG	Sidechain
1	eB	169	TYR	Sidechain
1	eB	229	ARG	Sidechain
1	eC	100	ARG	Sidechain
1	eC	132	ARG	Sidechain
1	eC	162	ARG	Sidechain
1	eC	164	TYR	Sidechain
1	eC	169	TYR	Sidechain
1	eC	32	PHE	Sidechain
1	eD	162	ARG	Sidechain
1	eD	169	TYR	Sidechain
1	eD	229	ARG	Sidechain
1	eD	84	HIS	Sidechain
1	eD	97	ARG	Sidechain
1	eE	100	ARG	Sidechain
1	eE	130	TYR	Sidechain
1	eE	145	TYR	Sidechain
1	eE	164	TYR	Sidechain
1	eE	169	TYR	Sidechain
1	eE	18	ARG	Sidechain
1	eE	87	HIS	Sidechain
1	eF	100	ARG	Sidechain
1	eF	130	TYR	Sidechain
1	eF	145	TYR	Sidechain
1	eF	162	ARG	Sidechain
1	eF	18	ARG	Sidechain
1	eG	139	ASN	Sidechain
1	eG	162	ARG	Sidechain
1	eG	169	TYR	Sidechain
1	eG	18	ARG	Sidechain
1	eG	62	HIS	Sidechain
1	eH	130	TYR	Sidechain
1	eH	145	TYR	Sidechain
1	eH	18	ARG	Sidechain
1	eI	12	HIS	Sidechain
1	eI	143	ARG	Sidechain
1	eI	154	ARG	Sidechain
1	eI	161	PHE	Sidechain
1	eI	162	ARG	Sidechain

Continued on next page...

Continued from previous page...

Mol	Chain	Res	Type	Group
1	eI	229	ARG	Sidechain
1	eI	62	HIS	Sidechain
1	eJ	130	TYR	Sidechain
1	eJ	154	ARG	Sidechain
1	eJ	169	TYR	Sidechain
1	eJ	62	HIS	Sidechain
1	eK	100	ARG	Sidechain
1	eK	130	TYR	Sidechain
1	eK	146	SER	Peptide
1	eK	173	ARG	Sidechain
1	eK	208	ALA	Peptide
1	eK	30	LYS	Peptide
1	eL	143	ARG	Sidechain
1	eL	154	ARG	Sidechain
1	eL	173	ARG	Sidechain
1	eL	32	PHE	Sidechain
1	eM	121	ASN	Peptide
1	eM	132	ARG	Sidechain
1	eM	164	TYR	Sidechain
1	eM	169	TYR	Sidechain
1	eM	18	ARG	Sidechain
1	eM	82	ARG	Sidechain
1	eN	132	ARG	Sidechain
1	eN	162	ARG	Sidechain
1	eN	169	TYR	Sidechain
1	eN	173	ARG	Sidechain
1	eN	229	ARG	Sidechain
1	eN	84	HIS	Sidechain,Peptide
1	eO	12	HIS	Sidechain
1	eO	132	ARG	Sidechain
1	eO	143	ARG	Sidechain
1	eP	124	ILE	Peptide
1	eP	132	ARG	Sidechain
1	eP	143	ARG	Sidechain
1	eP	167	ARG	Sidechain
1	eP	169	TYR	Sidechain
1	eP	173	ARG	Sidechain
1	eP	195	ASN	Peptide
1	eP	40	PHE	Sidechain
1	eP	82	ARG	Sidechain
1	eP	97	ARG	Sidechain
1	eQ	130	TYR	Sidechain

Continued on next page...

Continued from previous page...

Mol	Chain	Res	Type	Group
1	eQ	132	ARG	Sidechain
1	eR	162	ARG	Sidechain
1	eR	167	ARG	Sidechain
1	eR	168	PHE	Sidechain
1	eS	143	ARG	Sidechain
1	eS	154	ARG	Sidechain
1	eS	162	ARG	Sidechain
1	eS	228	ALA	Peptide
1	eS	97	ARG	Sidechain
1	eT	12	HIS	Mainchain,Sidechain
1	eT	120	HIS	Sidechain
1	eT	229	ARG	Sidechain
1	eT	44	SER	Peptide
1	eU	132	ARG	Sidechain
1	eU	18	ARG	Sidechain
1	eU	229	ARG	Sidechain
1	eU	84	HIS	Peptide
1	eV	167	ARG	Sidechain
1	eV	226	HIS	Sidechain
1	eV	62	HIS	Sidechain
1	eW	121	ASN	Peptide
1	eW	130	TYR	Sidechain
1	eW	162	ARG	Sidechain
1	eW	167	ARG	Sidechain
1	eX	100	ARG	Sidechain
1	eX	145	TYR	Sidechain
1	eX	148	THR	Peptide
1	eX	159	GLU	Peptide
1	eX	168	PHE	Sidechain
1	eX	169	TYR	Mainchain
1	eX	226	HIS	Sidechain
1	eY	162	ARG	Sidechain
1	eY	164	TYR	Sidechain
1	eY	229	ARG	Sidechain
1	eY	82	ARG	Sidechain
1	eZ	132	ARG	Sidechain
1	eZ	169	TYR	Sidechain
1	eZ	18	ARG	Sidechain
1	eZ	32	PHE	Sidechain
1	eZ	82	ARG	Sidechain
1	ea	120	HIS	Sidechain
1	ea	121	ASN	Peptide

Continued on next page...

Continued from previous page...

Mol	Chain	Res	Type	Group
1	ea	154	ARG	Sidechain
1	ea	162	ARG	Sidechain
1	ea	164	TYR	Sidechain
1	ea	167	ARG	Sidechain
1	ea	229	ARG	Sidechain
1	ea	92	GLU	Peptide
1	eb	143	ARG	Sidechain
1	ec	132	ARG	Sidechain
1	ec	143	ARG	Sidechain
1	ec	154	ARG	Sidechain
1	ec	162	ARG	Sidechain
1	ec	167	ARG	Sidechain
1	ec	173	ARG	Sidechain
1	ec	18	ARG	Sidechain
1	ec	44	SER	Mainchain
1	ec	82	ARG	Sidechain
1	ed	145	TYR	Sidechain
1	ed	162	ARG	Sidechain
1	ed	169	TYR	Sidechain
1	ed	190	LEU	Peptide
1	ed	215	MET	Peptide
1	ee	143	ARG	Sidechain
1	ee	162	ARG	Sidechain
1	ee	169	TYR	Sidechain
1	ee	18	ARG	Sidechain
1	ee	229	ARG	Sidechain
1	ee	62	HIS	Sidechain
1	ee	84	HIS	Peptide
1	ef	12	HIS	Sidechain
1	ef	121	ASN	Peptide
1	ef	132	ARG	Sidechain
1	ef	145	TYR	Sidechain
1	ef	154	ARG	Sidechain
1	ef	167	ARG	Sidechain
1	ef	82	ARG	Sidechain
1	ef	90	PRO	Peptide
1	eg	143	ARG	Sidechain
1	eg	145	TYR	Sidechain
1	eg	173	ARG	Sidechain
1	eg	89	GLY	Peptide
1	eg	97	ARG	Sidechain
1	eh	100	ARG	Sidechain

Continued on next page...

Continued from previous page...

Mol	Chain	Res	Type	Group
1	eh	121	ASN	Peptide
1	eh	130	TYR	Sidechain
1	eh	132	ARG	Sidechain
1	eh	145	TYR	Sidechain
1	eh	164	TYR	Sidechain
1	eh	169	TYR	Sidechain
1	eh	2	ILE	Peptide
1	eh	82	ARG	Sidechain
1	ei	130	TYR	Sidechain
1	ei	132	ARG	Sidechain
1	ei	164	TYR	Sidechain
1	ei	167	ARG	Sidechain
1	ei	226	HIS	Sidechain
1	ei	97	ARG	Sidechain
1	ej	100	ARG	Sidechain
1	ej	121	ASN	Peptide
1	ej	132	ARG	Sidechain
1	ej	143	ARG	Sidechain
1	ej	164	TYR	Sidechain
1	ej	167	ARG	Sidechain
1	ej	18	ARG	Sidechain
1	ek	121	ASN	Peptide
1	ek	143	ARG	Sidechain
1	ek	162	ARG	Sidechain
1	ek	229	ARG	Sidechain
1	ek	97	ARG	Sidechain
1	el	12	HIS	Sidechain
1	el	130	TYR	Sidechain
1	el	143	ARG	Sidechain
1	el	161	PHE	Sidechain
1	el	18	ARG	Sidechain
1	el	82	ARG	Sidechain
1	em	100	ARG	Sidechain
1	em	121	ASN	Peptide
1	em	132	ARG	Sidechain
1	em	145	TYR	Sidechain
1	em	167	ARG	Sidechain
1	em	169	TYR	Sidechain
1	en	121	ASN	Peptide
1	en	124	ILE	Peptide
1	en	132	ARG	Sidechain
1	en	143	ARG	Sidechain

Continued on next page...

Continued from previous page...

Mol	Chain	Res	Type	Group
1	en	162	ARG	Sidechain
1	en	164	TYR	Sidechain
1	en	168	PHE	Sidechain
1	en	99	PRO	Peptide
1	eo	130	TYR	Sidechain
1	eo	132	ARG	Sidechain
1	eo	18	ARG	Sidechain
1	eo	40	PHE	Sidechain
1	eo	82	ARG	Sidechain
1	eo	87	HIS	Sidechain
1	ep	100	ARG	Sidechain
1	ep	124	ILE	Peptide
1	ep	164	TYR	Sidechain
1	ep	167	ARG	Sidechain
1	ep	168	PHE	Sidechain
1	ep	84	HIS	Sidechain
1	eq	130	TYR	Sidechain
1	eq	164	TYR	Sidechain
1	eq	169	TYR	Sidechain
1	eq	18	ARG	Sidechain
1	eq	82	ARG	Sidechain
1	er	121	ASN	Peptide
1	er	130	TYR	Sidechain
1	er	162	ARG	Sidechain
1	er	229	ARG	Sidechain
1	er	97	ARG	Sidechain
1	er	99	PRO	Peptide
1	es	100	ARG	Sidechain
1	es	143	ARG	Sidechain
1	es	195	ASN	Peptide
1	es	229	ARG	Sidechain
1	et	100	ARG	Sidechain
1	et	132	ARG	Sidechain
1	et	143	ARG	Sidechain
1	et	145	TYR	Sidechain
1	et	82	ARG	Sidechain
1	et	97	ARG	Sidechain
1	eu	130	TYR	Sidechain
1	eu	18	ARG	Sidechain
1	ev	120	HIS	Sidechain
1	ev	132	ARG	Sidechain
1	ev	169	TYR	Sidechain

Continued on next page...

Continued from previous page...

Mol	Chain	Res	Type	Group
1	ev	173	ARG	Sidechain
1	ev	226	HIS	Sidechain
1	ev	62	HIS	Sidechain
1	ew	143	ARG	Sidechain
1	ew	154	ARG	Sidechain
1	ew	164	TYR	Sidechain
1	ex	143	ARG	Sidechain
1	ex	145	TYR	Sidechain
1	ex	162	ARG	Sidechain
1	ex	167	ARG	Sidechain
1	ex	169	TYR	Sidechain
1	ex	173	ARG	Sidechain
1	ex	32	PHE	Sidechain
1	ex	62	HIS	Sidechain
1	ey	164	TYR	Sidechain
1	ey	167	ARG	Sidechain
1	ey	169	TYR	Sidechain
1	ey	173	ARG	Sidechain
1	ez	130	TYR	Sidechain
1	ez	132	ARG	Sidechain
1	ez	169	TYR	Sidechain
1	ez	18	ARG	Sidechain
1	ez	229	ARG	Sidechain
1	f	130	TYR	Sidechain
1	f	18	ARG	Sidechain
1	f	229	ARG	Sidechain
1	f	82	ARG	Sidechain
1	f	89	GLY	Peptide
1	f1	130	TYR	Sidechain
1	f1	143	ARG	Sidechain
1	f1	167	ARG	Sidechain
1	f2	130	TYR	Sidechain
1	f2	132	ARG	Sidechain
1	f2	162	ARG	Sidechain
1	f2	40	PHE	Sidechain
1	f2	82	ARG	Sidechain
1	f3	132	ARG	Sidechain
1	f3	154	ARG	Sidechain
1	f3	167	ARG	Sidechain
1	f3	169	TYR	Sidechain
1	f3	3	VAL	Mainchain
1	f3	32	PHE	Peptide

Continued on next page...

Continued from previous page...

Mol	Chain	Res	Type	Group
1	f4	154	ARG	Sidechain
1	f4	164	TYR	Sidechain
1	f4	212	GLU	Mainchain
1	f4	84	HIS	Peptide
1	f4	98	GLU	Peptide
1	f5	121	ASN	Peptide
1	f5	143	ARG	Sidechain
1	f5	154	ARG	Sidechain
1	f5	229	ARG	Sidechain
1	f5	40	PHE	Sidechain
1	f6	100	ARG	Sidechain
1	f6	162	ARG	Sidechain
1	f6	167	ARG	Sidechain
1	f6	173	ARG	Sidechain
1	f7	121	ASN	Peptide
1	f7	143	ARG	Sidechain
1	f7	167	ARG	Sidechain
1	f7	32	PHE	Sidechain
1	f7	77	ALA	Mainchain
1	f7	84	HIS	Peptide
1	f8	130	TYR	Sidechain
1	f8	143	ARG	Sidechain
1	f8	145	TYR	Sidechain
1	f8	164	TYR	Sidechain
1	f8	173	ARG	Sidechain
1	f8	62	HIS	Sidechain
1	f8	82	ARG	Sidechain
1	f9	164	TYR	Sidechain
1	f9	169	TYR	Sidechain
1	f9	18	ARG	Sidechain
1	f9	60	GLY	Peptide
1	fA	120	HIS	Sidechain
1	fA	121	ASN	Peptide
1	fA	143	ARG	Sidechain
1	fA	167	ARG	Sidechain
1	fA	169	TYR	Sidechain
1	fA	40	PHE	Sidechain
1	fA	84	HIS	Sidechain
1	fB	124	ILE	Peptide
1	fB	130	TYR	Sidechain
1	fB	143	ARG	Sidechain
1	fB	206	GLY	Peptide

Continued on next page...

Continued from previous page...

Mol	Chain	Res	Type	Group
1	fB	32	PHE	Sidechain
1	fB	82	ARG	Sidechain
1	fC	143	ARG	Sidechain
1	fC	145	TYR	Sidechain
1	fC	167	ARG	Sidechain
1	fC	169	TYR	Sidechain
1	fC	82	ARG	Sidechain
1	fD	154	ARG	Sidechain
1	fD	169	TYR	Sidechain
1	fE	121	ASN	Peptide
1	fE	130	TYR	Sidechain
1	fE	145	TYR	Sidechain
1	fE	154	ARG	Sidechain
1	fE	162	ARG	Sidechain
1	fE	18	ARG	Sidechain
1	fE	48	THR	Peptide
1	fE	97	ARG	Sidechain
1	fF	100	ARG	Sidechain
1	fF	121	ASN	Peptide
1	fF	124	ILE	Peptide
1	fF	145	TYR	Sidechain
1	fF	162	ARG	Sidechain
1	fF	60	GLY	Peptide
1	fG	121	ASN	Peptide
1	fG	143	ARG	Sidechain
1	fG	18	ARG	Sidechain
1	fH	124	ILE	Peptide
1	fH	143	ARG	Sidechain
1	fH	169	TYR	Sidechain
1	fH	52	LEU	Mainchain
1	fH	97	ARG	Sidechain
1	fI	100	ARG	Sidechain
1	fI	130	TYR	Sidechain
1	fI	145	TYR	Sidechain
1	fI	162	ARG	Sidechain
1	fJ	18	ARG	Sidechain
1	fJ	229	ARG	Sidechain
1	fJ	82	ARG	Sidechain
1	fK	143	ARG	Sidechain
1	fK	162	ARG	Sidechain
1	fK	167	ARG	Sidechain
1	fK	169	TYR	Sidechain

Continued on next page...

Continued from previous page...

Mol	Chain	Res	Type	Group
1	fL	100	ARG	Sidechain
1	fL	145	TYR	Sidechain
1	fL	154	ARG	Sidechain
1	fL	164	TYR	Sidechain
1	fL	169	TYR	Sidechain
1	fL	229	ARG	Sidechain
1	fM	100	ARG	Sidechain
1	fM	164	TYR	Sidechain
1	fN	121	ASN	Peptide
1	fN	130	TYR	Sidechain
1	fN	162	ARG	Sidechain
1	fN	164	TYR	Sidechain
1	fN	168	PHE	Sidechain
1	fN	18	ARG	Sidechain
1	fO	143	ARG	Sidechain
1	fO	167	ARG	Sidechain
1	fO	18	ARG	Sidechain
1	fP	143	ARG	Sidechain
1	fP	164	TYR	Sidechain
1	fP	167	ARG	Sidechain
1	fP	173	ARG	Sidechain
1	fP	82	ARG	Sidechain
1	fP	84	HIS	Sidechain
1	fQ	124	ILE	Peptide
1	fQ	173	ARG	Sidechain
1	fQ	206	GLY	Peptide
1	fQ	32	PHE	Sidechain
1	fR	121	ASN	Peptide
1	fR	145	TYR	Sidechain
1	fR	164	TYR	Sidechain
1	fR	82	ARG	Sidechain
1	fS	12	HIS	Sidechain
1	fS	130	TYR	Sidechain
1	fS	143	ARG	Sidechain
1	fS	145	TYR	Sidechain
1	fS	173	ARG	Sidechain
1	fT	145	TYR	Sidechain
1	fT	164	TYR	Sidechain
1	fU	121	ASN	Peptide
1	fU	154	ARG	Sidechain
1	fU	162	ARG	Sidechain
1	fU	164	TYR	Sidechain

Continued on next page...

Continued from previous page...

Mol	Chain	Res	Type	Group
1	fU	169	TYR	Sidechain
1	fU	173	ARG	Sidechain
1	fU	194	ALA	Peptide
1	fU	229	ARG	Sidechain
1	fV	121	ASN	Peptide
1	fV	145	TYR	Sidechain
1	fV	154	ARG	Sidechain
1	fV	173	ARG	Sidechain
1	fW	18	ARG	Sidechain
1	fW	229	ARG	Sidechain
1	fX	130	TYR	Sidechain
1	fX	132	ARG	Sidechain
1	fX	143	ARG	Sidechain
1	fX	162	ARG	Sidechain
1	fX	169	TYR	Sidechain
1	fX	87	HIS	Sidechain
1	fY	130	TYR	Sidechain
1	fY	162	ARG	Sidechain
1	fY	168	PHE	Sidechain
1	fY	173	ARG	Sidechain
1	fY	229	ARG	Sidechain
1	fY	82	ARG	Sidechain
1	fZ	12	HIS	Sidechain
1	fZ	124	ILE	Peptide
1	fZ	132	ARG	Mainchain
1	fZ	143	ARG	Sidechain
1	fZ	164	TYR	Sidechain
1	fZ	82	ARG	Sidechain
1	fZ	97	ARG	Sidechain
1	fa	162	ARG	Sidechain
1	fa	167	ARG	Sidechain
1	fa	229	ARG	Sidechain
1	fa	32	PHE	Sidechain
1	fa	40	PHE	Sidechain
1	fb	120	HIS	Sidechain
1	fb	121	ASN	Peptide
1	fb	143	ARG	Sidechain
1	fb	145	TYR	Sidechain
1	fb	173	ARG	Sidechain
1	fb	229	ARG	Sidechain
1	fc	100	ARG	Sidechain
1	fc	168	PHE	Sidechain

Continued on next page...

Continued from previous page...

Mol	Chain	Res	Type	Group
1	fc	173	ARG	Sidechain
1	fc	40	PHE	Sidechain
1	fc	82	ARG	Sidechain
1	fd	130	TYR	Sidechain
1	fd	164	TYR	Sidechain
1	fd	18	ARG	Sidechain
1	fd	229	ARG	Sidechain
1	fe	100	ARG	Sidechain
1	fe	120	HIS	Sidechain
1	fe	143	ARG	Sidechain
1	fe	145	TYR	Sidechain
1	fe	164	TYR	Sidechain
1	fe	32	PHE	Sidechain
1	fe	82	ARG	Sidechain
1	ff	100	ARG	Sidechain
1	ff	121	ASN	Peptide
1	ff	143	ARG	Sidechain
1	ff	145	TYR	Sidechain
1	ff	229	ARG	Sidechain
1	ff	32	PHE	Sidechain
1	fg	143	ARG	Sidechain
1	fg	145	TYR	Sidechain
1	fg	164	TYR	Sidechain
1	fh	130	TYR	Sidechain
1	fh	154	ARG	Sidechain
1	fh	156	GLY	Peptide
1	fh	164	TYR	Sidechain
1	fh	167	ARG	Sidechain
1	fh	169	TYR	Sidechain
1	fh	229	ARG	Sidechain
1	fh	40	PHE	Sidechain
1	fi	130	TYR	Sidechain
1	fi	145	TYR	Sidechain
1	fi	154	ARG	Sidechain
1	fi	162	ARG	Sidechain
1	fi	169	TYR	Sidechain
1	fj	130	TYR	Sidechain
1	fj	164	TYR	Sidechain
1	fj	18	ARG	Sidechain
1	fj	84	HIS	Sidechain
1	fk	12	HIS	Sidechain
1	fk	132	ARG	Sidechain

Continued on next page...

Continued from previous page...

Mol	Chain	Res	Type	Group
1	fk	145	TYR	Sidechain
1	fk	167	ARG	Sidechain
1	fk	82	ARG	Sidechain
1	fk	84	HIS	Sidechain
1	fk	97	ARG	Sidechain
1	fl	229	ARG	Sidechain
1	fl	32	PHE	Sidechain
1	fl	40	PHE	Sidechain
1	fm	130	TYR	Sidechain
1	fm	145	TYR	Sidechain
1	fm	18	ARG	Sidechain
1	fm	229	ARG	Mainchain
1	fn	100	ARG	Sidechain
1	fn	145	TYR	Sidechain
1	fn	154	ARG	Sidechain
1	fn	162	ARG	Sidechain
1	fn	164	TYR	Sidechain
1	fn	97	ARG	Sidechain
1	fo	168	PHE	Sidechain
1	fo	169	TYR	Sidechain
1	fo	18	ARG	Sidechain
1	fo	226	HIS	Sidechain
1	fo	82	ARG	Sidechain
1	fo	97	ARG	Sidechain
1	fp	145	TYR	Sidechain
1	fp	164	TYR	Sidechain
1	fp	167	ARG	Sidechain
1	fp	82	ARG	Sidechain
1	fq	120	HIS	Sidechain
1	fq	123	PRO	Peptide
1	fq	130	TYR	Sidechain
1	fq	132	ARG	Sidechain
1	fq	162	ARG	Sidechain
1	fq	164	TYR	Sidechain
1	fq	173	ARG	Sidechain
1	fq	229	ARG	Sidechain
1	fq	97	ARG	Sidechain
1	fr	100	ARG	Sidechain
1	fr	169	TYR	Sidechain
1	fs	100	ARG	Sidechain
1	fs	132	ARG	Sidechain
1	fs	145	TYR	Sidechain

Continued on next page...

Continued from previous page...

Mol	Chain	Res	Type	Group
1	fs	167	ARG	Sidechain
1	fs	229	ARG	Sidechain
1	fs	32	PHE	Sidechain
1	fs	62	HIS	Sidechain
1	fs	82	ARG	Sidechain
1	fs	84	HIS	Sidechain
1	fs	92	GLU	Peptide
1	ft	121	ASN	Peptide
1	ft	154	ARG	Sidechain,Peptide
1	ft	162	ARG	Sidechain
1	ft	167	ARG	Sidechain
1	ft	84	HIS	Sidechain
1	fu	100	ARG	Sidechain
1	fu	130	TYR	Peptide
1	fu	132	ARG	Sidechain
1	fu	143	ARG	Sidechain
1	fu	154	ARG	Sidechain
1	fu	82	ARG	Sidechain
1	fu	97	ARG	Sidechain
1	fv	12	HIS	Sidechain
1	fv	143	ARG	Sidechain
1	fv	156	GLY	Peptide
1	fv	169	TYR	Sidechain
1	fv	82	ARG	Sidechain
1	fv	84	HIS	Sidechain
1	fw	132	ARG	Sidechain
1	fw	143	ARG	Sidechain
1	fw	167	ARG	Sidechain
1	fw	173	ARG	Sidechain
1	fw	18	ARG	Sidechain
1	fx	130	TYR	Sidechain
1	fx	162	ARG	Sidechain
1	fy	143	ARG	Sidechain
1	fy	145	TYR	Sidechain
1	fy	167	ARG	Sidechain
1	fy	168	PHE	Sidechain
1	fy	169	TYR	Sidechain
1	fy	18	ARG	Sidechain
1	fy	82	ARG	Sidechain
1	fy	84	HIS	Sidechain
1	fy	97	ARG	Sidechain
1	fz	121	ASN	Peptide

Continued on next page...

Continued from previous page...

Mol	Chain	Res	Type	Group
1	fz	130	TYR	Sidechain
1	fz	145	TYR	Sidechain
1	fz	166	ASP	Sidechain
1	fz	229	ARG	Sidechain
1	fz	32	PHE	Sidechain
1	fz	84	HIS	Peptide
1	g	124	ILE	Peptide
1	g	132	ARG	Sidechain
1	g	154	ARG	Sidechain
1	g	40	PHE	Sidechain
1	g	87	HIS	Sidechain
1	g0	121	ASN	Peptide
1	g0	124	ILE	Peptide
1	g0	130	TYR	Sidechain
1	g0	145	TYR	Sidechain
1	g0	167	ARG	Sidechain
1	g0	226	HIS	Sidechain
1	g1	121	ASN	Peptide
1	g1	143	ARG	Sidechain
1	g1	167	ARG	Sidechain
1	g1	32	PHE	Sidechain
1	g1	37	ILE	Peptide
1	g1	82	ARG	Sidechain
1	g2	168	PHE	Sidechain
1	g2	229	ARG	Sidechain
1	g2	97	ARG	Sidechain
1	g3	100	ARG	Sidechain
1	g3	124	ILE	Peptide
1	g3	145	TYR	Sidechain
1	g3	164	TYR	Sidechain
1	g3	167	ARG	Sidechain
1	g3	169	TYR	Sidechain
1	g3	18	ARG	Sidechain
1	g3	40	PHE	Sidechain
1	g4	100	ARG	Sidechain
1	g4	121	ASN	Peptide
1	g4	124	ILE	Peptide
1	g4	130	TYR	Sidechain
1	g4	145	TYR	Sidechain
1	g4	169	TYR	Sidechain
1	g4	18	ARG	Sidechain
1	g4	40	PHE	Sidechain

Continued on next page...

Continued from previous page...

Mol	Chain	Res	Type	Group
1	g4	92	GLU	Peptide
1	g5	132	ARG	Sidechain
1	g5	145	TYR	Sidechain
1	g5	168	PHE	Sidechain
1	g5	173	ARG	Sidechain
1	g5	18	ARG	Sidechain
1	g5	229	ARG	Sidechain
1	g6	145	TYR	Sidechain
1	g6	167	ARG	Sidechain
1	g6	173	ARG	Sidechain
1	g6	82	ARG	Sidechain
1	g7	143	ARG	Sidechain
1	g7	162	ARG	Sidechain
1	g7	169	TYR	Sidechain
1	g7	226	HIS	Sidechain
1	g8	130	TYR	Sidechain
1	g8	132	ARG	Sidechain
1	g8	154	ARG	Sidechain
1	g8	18	ARG	Sidechain
1	g8	62	HIS	Sidechain
1	g9	130	TYR	Sidechain
1	g9	169	TYR	Sidechain
1	g9	173	ARG	Sidechain
1	g9	229	ARG	Sidechain
1	gA	162	ARG	Sidechain
1	gA	173	ARG	Sidechain
1	gA	18	ARG	Sidechain
1	gA	229	ARG	Sidechain
1	gB	132	ARG	Sidechain
1	gB	154	ARG	Sidechain
1	gB	164	TYR	Sidechain
1	gB	173	ARG	Sidechain
1	gB	229	ARG	Sidechain
1	gC	167	ARG	Sidechain
1	gC	18	ARG	Sidechain
1	gC	229	ARG	Sidechain
1	gD	130	TYR	Sidechain
1	gD	132	ARG	Sidechain
1	gD	154	ARG	Sidechain
1	gD	164	TYR	Sidechain
1	gD	167	ARG	Sidechain
1	gE	132	ARG	Sidechain

Continued on next page...

Continued from previous page...

Mol	Chain	Res	Type	Group
1	gE	173	ARG	Sidechain
1	gE	97	ARG	Sidechain
1	gF	100	ARG	Sidechain
1	gF	130	TYR	Sidechain
1	gF	18	ARG	Sidechain
1	gF	62	HIS	Sidechain
1	gF	82	ARG	Sidechain
1	gG	154	ARG	Sidechain
1	gG	167	ARG	Sidechain
1	gG	229	ARG	Sidechain
1	gG	43	LEU	Mainchain
1	gG	82	ARG	Sidechain
1	gG	97	ARG	Sidechain
1	gH	12	HIS	Sidechain
1	gH	121	ASN	Peptide
1	gH	124	ILE	Peptide
1	gH	130	TYR	Sidechain
1	gH	145	TYR	Sidechain
1	gH	154	ARG	Sidechain
1	gH	161	PHE	Sidechain
1	gH	167	ARG	Sidechain
1	gI	130	TYR	Sidechain
1	gI	143	ARG	Sidechain
1	gI	154	ARG	Sidechain
1	gI	169	TYR	Sidechain
1	gI	173	ARG	Sidechain
1	gI	40	PHE	Sidechain
1	gJ	130	TYR	Sidechain
1	gJ	143	ARG	Sidechain
1	gJ	164	TYR	Sidechain
1	gJ	167	ARG	Sidechain
1	gJ	40	PHE	Sidechain
1	gJ	62	HIS	Sidechain
1	gK	130	TYR	Sidechain
1	gK	154	ARG	Sidechain
1	gK	173	ARG	Sidechain
1	gK	204	ALA	Mainchain
1	gL	121	ASN	Peptide
1	gL	145	TYR	Sidechain
1	gL	154	ARG	Sidechain
1	gL	167	ARG	Sidechain
1	gL	169	TYR	Sidechain

Continued on next page...

Continued from previous page...

Mol	Chain	Res	Type	Group
1	gL	173	ARG	Sidechain
1	gL	18	ARG	Sidechain
1	gL	226	HIS	Sidechain
1	gL	84	HIS	Sidechain
1	gM	132	ARG	Sidechain
1	gM	143	ARG	Sidechain
1	gM	145	TYR	Sidechain
1	gM	169	TYR	Sidechain
1	gM	173	ARG	Sidechain
1	gM	18	ARG	Sidechain
1	gM	229	ARG	Sidechain
1	gM	40	PHE	Sidechain
1	gM	62	HIS	Sidechain
1	gM	89	GLY	Peptide
1	gN	143	ARG	Sidechain
1	gN	146	SER	Peptide
1	gN	169	TYR	Sidechain
1	gO	100	ARG	Sidechain
1	gO	120	HIS	Sidechain
1	gO	132	ARG	Sidechain
1	gO	154	ARG	Sidechain
1	gO	162	ARG	Sidechain
1	gO	167	ARG	Sidechain
1	gO	169	TYR	Sidechain
1	gO	82	ARG	Sidechain
1	gO	97	ARG	Sidechain
1	gP	161	PHE	Mainchain
1	gP	167	ARG	Sidechain
1	gP	229	ARG	Sidechain
1	gP	32	PHE	Sidechain
1	gP	33	SER	Peptide
1	gP	87	HIS	Sidechain
1	gQ	130	TYR	Sidechain
1	gR	143	ARG	Sidechain
1	gR	145	TYR	Sidechain
1	gR	229	ARG	Sidechain
1	gR	82	ARG	Sidechain
1	gR	87	HIS	Sidechain
1	gS	145	TYR	Sidechain
1	gS	169	TYR	Sidechain
1	gS	173	ARG	Sidechain
1	gS	18	ARG	Sidechain

Continued on next page...

Continued from previous page...

Mol	Chain	Res	Type	Group
1	gS	229	ARG	Sidechain
1	gS	40	PHE	Sidechain
1	gS	84	HIS	Peptide
1	gS	87	HIS	Sidechain
1	gT	100	ARG	Sidechain
1	gT	132	ARG	Sidechain
1	gT	143	ARG	Sidechain
1	gT	169	TYR	Sidechain
1	gT	82	ARG	Sidechain
1	gU	120	HIS	Sidechain
1	gU	124	ILE	Peptide
1	gU	130	TYR	Sidechain
1	gU	132	ARG	Sidechain
1	gU	162	ARG	Sidechain
1	gU	167	ARG	Sidechain
1	gU	173	ARG	Sidechain
1	gU	229	ARG	Sidechain
1	gV	100	ARG	Sidechain
1	gV	164	TYR	Sidechain
1	gV	167	ARG	Sidechain
1	gW	100	ARG	Sidechain
1	gW	119	THR	Peptide
1	gW	120	HIS	Sidechain
1	gW	173	ARG	Sidechain
1	gW	82	ARG	Sidechain
1	gW	87	HIS	Sidechain
1	gX	100	ARG	Sidechain
1	gX	130	TYR	Sidechain
1	gX	132	ARG	Sidechain
1	gX	154	ARG	Sidechain
1	gX	161	PHE	Sidechain
1	gX	167	ARG	Sidechain
1	gX	18	ARG	Sidechain
1	gX	62	HIS	Sidechain
1	gX	82	ARG	Sidechain
1	gX	97	ARG	Sidechain
1	gY	121	ASN	Peptide
1	gY	143	ARG	Sidechain
1	gY	164	TYR	Sidechain
1	gY	229	ARG	Sidechain
1	gY	62	HIS	Sidechain
1	gZ	130	TYR	Sidechain

Continued on next page...

Continued from previous page...

Mol	Chain	Res	Type	Group
1	gZ	173	ARG	Sidechain
1	gZ	87	HIS	Sidechain
1	ga	121	ASN	Peptide
1	ga	130	TYR	Sidechain
1	ga	154	ARG	Sidechain
1	ga	161	PHE	Sidechain
1	ga	164	TYR	Sidechain
1	ga	169	TYR	Sidechain
1	ga	18	ARG	Sidechain
1	gb	120	HIS	Sidechain
1	gb	124	ILE	Peptide
1	gb	143	ARG	Sidechain
1	gb	145	TYR	Sidechain
1	gb	167	ARG	Sidechain
1	gb	169	TYR	Sidechain
1	gb	229	ARG	Sidechain
1	gb	40	PHE	Sidechain
1	gc	143	ARG	Sidechain
1	gc	164	TYR	Sidechain
1	gc	82	ARG	Sidechain
1	gd	100	ARG	Sidechain
1	gd	132	ARG	Sidechain
1	gd	32	PHE	Sidechain
1	gd	87	HIS	Sidechain
1	ge	130	TYR	Sidechain
1	ge	132	ARG	Sidechain
1	ge	145	TYR	Sidechain
1	ge	154	ARG	Sidechain
1	ge	164	TYR	Sidechain
1	ge	169	TYR	Sidechain
1	gf	100	ARG	Sidechain
1	gf	154	ARG	Sidechain
1	gf	162	ARG	Sidechain
1	gf	169	TYR	Sidechain
1	gf	229	ARG	Sidechain
1	gg	124	ILE	Peptide
1	gg	130	TYR	Sidechain
1	gg	162	ARG	Sidechain
1	gg	173	ARG	Sidechain
1	gg	229	ARG	Sidechain
1	gg	82	ARG	Sidechain
1	gg	84	HIS	Sidechain

Continued on next page...

Continued from previous page...

Mol	Chain	Res	Type	Group
1	gh	119	THR	Peptide
1	gh	132	ARG	Sidechain
1	gh	145	TYR	Sidechain
1	gh	169	TYR	Sidechain
1	gh	173	ARG	Sidechain
1	gh	195	ASN	Peptide
1	gh	229	ARG	Sidechain
1	gi	100	ARG	Sidechain
1	gi	124	ILE	Peptide
1	gi	32	PHE	Sidechain
1	gi	40	PHE	Sidechain
1	gi	82	ARG	Sidechain
1	gj	145	TYR	Sidechain
1	gj	164	TYR	Sidechain
1	gk	130	TYR	Sidechain
1	gk	132	ARG	Sidechain
1	gk	154	ARG	Sidechain
1	gk	164	TYR	Sidechain
1	gk	18	ARG	Sidechain
1	gl	100	ARG	Sidechain
1	gl	162	ARG	Sidechain
1	gl	18	ARG	Sidechain
1	gl	226	HIS	Sidechain
1	gl	97	ARG	Sidechain
1	gl	98	GLU	Peptide
1	gm	168	PHE	Sidechain
1	gm	229	ARG	Sidechain
1	gm	84	HIS	Sidechain
1	gn	12	HIS	Sidechain
1	gn	167	ARG	Sidechain
1	gn	168	PHE	Sidechain
1	gn	169	TYR	Sidechain
1	gn	18	ARG	Sidechain
1	gn	87	HIS	Sidechain
1	gn	97	ARG	Sidechain
1	go	121	ASN	Peptide
1	go	124	ILE	Peptide
1	go	143	ARG	Sidechain
1	go	146	SER	Peptide
1	go	169	TYR	Sidechain
1	go	179	GLN	Mainchain
1	go	3	VAL	Mainchain

Continued on next page...

Continued from previous page...

Mol	Chain	Res	Type	Group
1	gp	124	ILE	Peptide
1	gp	130	TYR	Sidechain
1	gp	132	ARG	Sidechain
1	gp	154	ARG	Sidechain
1	gp	164	TYR	Sidechain
1	gp	169	TYR	Sidechain
1	gp	84	HIS	Sidechain
1	gq	100	ARG	Sidechain
1	gq	12	HIS	Sidechain
1	gq	145	TYR	Sidechain
1	gq	154	ARG	Sidechain
1	gq	168	PHE	Sidechain
1	gq	18	ARG	Sidechain
1	gq	97	ARG	Sidechain
1	gr	100	ARG	Sidechain
1	gr	136	LEU	Peptide
1	gr	145	TYR	Sidechain
1	gr	167	ARG	Sidechain
1	gr	32	PHE	Sidechain
1	gr	62	HIS	Sidechain
1	gr	97	ARG	Sidechain
1	gs	100	ARG	Sidechain
1	gs	154	ARG	Sidechain
1	gs	18	ARG	Sidechain
1	gs	229	ARG	Sidechain
1	gs	32	PHE	Sidechain
1	gs	87	HIS	Sidechain
1	gs	97	ARG	Sidechain
1	gt	121	ASN	Peptide
1	gt	124	ILE	Peptide
1	gt	167	ARG	Sidechain
1	gt	168	PHE	Sidechain
1	gt	87	HIS	Sidechain
1	gu	120	HIS	Sidechain
1	gu	132	ARG	Sidechain
1	gu	145	TYR	Sidechain
1	gu	48	THR	Peptide
1	gv	121	ASN	Peptide
1	gv	162	ARG	Sidechain
1	gv	164	TYR	Sidechain
1	gv	169	TYR	Sidechain
1	gv	97	ARG	Sidechain

Continued on next page...

Continued from previous page...

Mol	Chain	Res	Type	Group
1	gw	124	ILE	Peptide
1	gw	130	TYR	Sidechain
1	gw	154	ARG	Sidechain
1	gw	164	TYR	Sidechain
1	gw	169	TYR	Sidechain
1	gw	18	ARG	Sidechain
1	gx	121	ASN	Peptide
1	gx	162	ARG	Sidechain
1	gx	167	ARG	Sidechain
1	gx	86	VAL	Peptide
1	gy	145	TYR	Sidechain
1	gy	161	PHE	Sidechain
1	gy	162	ARG	Sidechain
1	gy	164	TYR	Sidechain
1	gy	167	ARG	Sidechain
1	gz	130	TYR	Sidechain
1	gz	146	SER	Peptide
1	gz	82	ARG	Sidechain
1	h	132	ARG	Sidechain
1	h	143	ARG	Sidechain
1	h	18	ARG	Sidechain
1	h0	120	HIS	Sidechain
1	h0	121	ASN	Peptide
1	h0	161	PHE	Sidechain
1	h0	229	ARG	Sidechain
1	h0	82	ARG	Sidechain
1	h0	84	HIS	Sidechain
1	h0	89	GLY	Peptide
1	h1	100	ARG	Sidechain
1	h1	173	ARG	Sidechain
1	h1	40	PHE	Sidechain
1	h2	120	HIS	Sidechain
1	h2	132	ARG	Sidechain
1	h2	169	TYR	Sidechain
1	h2	82	ARG	Sidechain
1	h3	120	HIS	Sidechain
1	h3	130	TYR	Sidechain
1	h3	173	ARG	Sidechain
1	h3	18	ARG	Sidechain
1	h3	40	PHE	Sidechain
1	h4	142	VAL	Mainchain
1	h4	143	ARG	Sidechain

Continued on next page...

Continued from previous page...

Mol	Chain	Res	Type	Group
1	h4	154	ARG	Sidechain
1	h4	164	TYR	Sidechain
1	h4	169	TYR	Sidechain
1	h4	229	ARG	Sidechain
1	h5	100	ARG	Sidechain
1	h5	143	ARG	Sidechain
1	h5	145	TYR	Sidechain
1	h5	154	ARG	Sidechain
1	h5	167	ARG	Sidechain
1	h5	169	TYR	Sidechain
1	h5	18	ARG	Sidechain
1	h5	32	PHE	Sidechain
1	h5	82	ARG	Sidechain
1	h5	87	HIS	Sidechain
1	h6	100	ARG	Sidechain
1	h6	12	HIS	Sidechain
1	h6	120	HIS	Sidechain
1	h6	154	ARG	Sidechain
1	h6	164	TYR	Sidechain
1	h6	169	TYR	Sidechain
1	h7	124	ILE	Peptide
1	h7	18	ARG	Sidechain
1	h8	164	TYR	Sidechain
1	h8	169	TYR	Sidechain
1	h8	18	ARG	Sidechain
1	h9	113	GLU	Sidechain
1	h9	143	ARG	Sidechain
1	h9	145	TYR	Sidechain
1	h9	84	HIS	Sidechain
1	hA	130	TYR	Sidechain
1	hA	143	ARG	Sidechain
1	hA	162	ARG	Sidechain
1	hA	164	TYR	Sidechain
1	hB	169	TYR	Sidechain
1	hB	87	HIS	Sidechain
1	hC	120	HIS	Sidechain
1	hC	161	PHE	Sidechain
1	hC	164	TYR	Sidechain
1	hC	169	TYR	Sidechain
1	hC	18	ARG	Sidechain
1	hC	206	GLY	Peptide
1	hC	229	ARG	Sidechain

Continued on next page...

Continued from previous page...

Mol	Chain	Res	Type	Group
1	hD	132	ARG	Sidechain
1	hD	146	SER	Peptide
1	hD	173	ARG	Sidechain
1	hD	18	ARG	Sidechain
1	hD	229	ARG	Sidechain
1	hD	95	GLN	Peptide
1	hE	143	ARG	Sidechain
1	hE	154	ARG	Sidechain
1	hE	169	TYR	Sidechain
1	hE	229	ARG	Sidechain
1	hF	100	ARG	Sidechain
1	hF	121	ASN	Peptide
1	hF	132	ARG	Sidechain
1	hF	154	ARG	Sidechain
1	hF	169	TYR	Sidechain
1	hF	229	ARG	Sidechain
1	hF	84	HIS	Peptide
1	hF	89	GLY	Peptide
1	hG	121	ASN	Peptide
1	hG	173	ARG	Sidechain
1	hG	18	ARG	Sidechain
1	hG	48	THR	Peptide
1	hH	100	ARG	Sidechain
1	hH	164	TYR	Sidechain
1	hH	18	ARG	Sidechain
1	hH	87	HIS	Sidechain
1	hI	124	ILE	Peptide
1	hI	154	ARG	Sidechain
1	hI	161	PHE	Sidechain
1	hI	169	TYR	Sidechain
1	hI	18	ARG	Sidechain
1	hI	229	ARG	Sidechain
1	hJ	100	ARG	Sidechain
1	hJ	130	TYR	Sidechain
1	hJ	159	GLU	Peptide
1	hJ	162	ARG	Sidechain
1	hJ	167	ARG	Sidechain
1	hJ	168	PHE	Sidechain
1	hJ	18	ARG	Sidechain
1	hK	124	ILE	Peptide
1	hK	130	TYR	Sidechain
1	hK	162	ARG	Sidechain

Continued on next page...

Continued from previous page...

Mol	Chain	Res	Type	Group
1	hK	164	TYR	Sidechain
1	hK	167	ARG	Sidechain
1	hL	124	ILE	Peptide
1	hL	143	ARG	Sidechain
1	hL	145	TYR	Sidechain
1	hL	154	ARG	Sidechain
1	hL	173	ARG	Sidechain
1	hL	223	GLY	Peptide
1	hL	229	ARG	Sidechain
1	hL	84	HIS	Sidechain,Peptide
1	hM	120	HIS	Sidechain
1	hM	130	TYR	Sidechain
1	hM	145	TYR	Sidechain
1	hM	162	ARG	Sidechain
1	hM	173	ARG	Sidechain
1	hM	226	HIS	Sidechain
1	hM	32	PHE	Sidechain
1	hM	40	PHE	Sidechain
1	hN	120	HIS	Sidechain
1	hN	160	PRO	Peptide
1	hN	162	ARG	Sidechain
1	hN	164	TYR	Sidechain
1	hN	179	GLN	Mainchain
1	hN	18	ARG	Sidechain
1	hN	229	ARG	Sidechain
1	hN	62	HIS	Sidechain
1	hN	84	HIS	Sidechain
1	hO	100	ARG	Sidechain
1	hO	162	ARG	Sidechain
1	hO	168	PHE	Sidechain
1	hO	87	HIS	Sidechain
1	hP	121	ASN	Peptide
1	hP	150	ILE	Peptide
1	hP	164	TYR	Sidechain
1	hP	167	ARG	Sidechain
1	hP	229	ARG	Sidechain
1	hQ	124	ILE	Peptide
1	hQ	206	GLY	Peptide
1	hQ	82	ARG	Sidechain
1	hQ	89	GLY	Peptide
1	hR	121	ASN	Peptide
1	hR	124	ILE	Peptide

Continued on next page...

Continued from previous page...

Mol	Chain	Res	Type	Group
1	hR	143	ARG	Sidechain
1	hR	145	TYR	Sidechain
1	hR	169	TYR	Sidechain
1	hR	226	HIS	Sidechain
1	hS	145	TYR	Sidechain
1	hS	164	TYR	Sidechain
1	hS	167	ARG	Sidechain
1	hS	173	ARG	Sidechain
1	hS	32	PHE	Sidechain
1	hT	100	ARG	Sidechain
1	hT	120	HIS	Sidechain
1	hT	145	TYR	Sidechain
1	hT	40	PHE	Sidechain
1	hT	97	ARG	Sidechain
1	hU	120	HIS	Sidechain
1	hU	130	TYR	Sidechain
1	hU	143	ARG	Sidechain
1	hU	167	ARG	Sidechain
1	hU	173	ARG	Sidechain
1	hU	206	GLY	Peptide
1	hU	229	ARG	Sidechain
1	hU	87	HIS	Sidechain
1	hU	97	ARG	Sidechain
1	hV	124	ILE	Peptide
1	hV	143	ARG	Sidechain
1	hV	145	TYR	Sidechain
1	hV	161	PHE	Sidechain
1	hV	162	ARG	Sidechain
1	hV	167	ARG	Sidechain
1	hV	169	TYR	Sidechain
1	hV	18	ARG	Sidechain
1	hV	97	ARG	Sidechain
1	hW	130	TYR	Sidechain
1	hW	143	ARG	Sidechain
1	hW	145	TYR	Sidechain
1	hW	154	ARG	Sidechain
1	hW	161	PHE	Sidechain
1	hW	167	ARG	Sidechain
1	hW	18	ARG	Sidechain
1	hW	183	ASN	Peptide
1	hW	97	ARG	Sidechain
1	hX	100	ARG	Sidechain

Continued on next page...

Continued from previous page...

Mol	Chain	Res	Type	Group
1	hX	145	TYR	Sidechain
1	hX	198	CYS	Mainchain
1	hX	97	ARG	Sidechain
1	hY	1	PRO	Peptide
1	hY	100	ARG	Sidechain
1	hY	169	TYR	Sidechain
1	hY	173	ARG	Sidechain
1	hY	226	HIS	Peptide
1	hY	229	ARG	Sidechain
1	hY	40	PHE	Sidechain
1	hY	97	ARG	Sidechain,Peptide
1	hZ	121	ASN	Peptide
1	hZ	130	TYR	Sidechain
1	hZ	173	ARG	Sidechain
1	hZ	18	ARG	Sidechain
1	hZ	62	HIS	Sidechain
1	ha	121	ASN	Peptide
1	ha	124	ILE	Peptide
1	ha	130	TYR	Mainchain
1	ha	132	ARG	Sidechain
1	ha	97	ARG	Sidechain
1	hb	154	ARG	Sidechain
1	hb	162	ARG	Sidechain
1	hb	84	HIS	Sidechain
1	hb	97	ARG	Sidechain
1	hc	12	HIS	Sidechain
1	hc	130	TYR	Sidechain
1	hc	143	ARG	Sidechain
1	hc	229	ARG	Sidechain
1	hd	132	ARG	Sidechain
1	hd	143	ARG	Sidechain
1	hd	162	ARG	Sidechain
1	hd	229	ARG	Sidechain
1	hd	32	PHE	Sidechain
1	hd	84	HIS	Sidechain
1	he	103	ASP	Sidechain
1	he	12	HIS	Sidechain
1	he	124	ILE	Peptide
1	he	132	ARG	Sidechain
1	he	154	ARG	Sidechain
1	he	162	ARG	Sidechain
1	he	169	TYR	Sidechain

Continued on next page...

Continued from previous page...

Mol	Chain	Res	Type	Group
1	he	82	ARG	Sidechain
1	hf	132	ARG	Sidechain
1	hf	154	ARG	Sidechain
1	hf	167	ARG	Sidechain
1	hf	82	ARG	Sidechain
1	hg	154	ARG	Sidechain
1	hg	167	ARG	Sidechain
1	hg	168	PHE	Sidechain
1	hg	62	HIS	Sidechain
1	hh	173	ARG	Sidechain
1	hh	226	HIS	Sidechain
1	hh	82	ARG	Sidechain
1	hh	97	ARG	Sidechain
1	hi	120	HIS	Sidechain
1	hi	164	TYR	Sidechain
1	hi	229	ARG	Sidechain
1	hj	100	ARG	Sidechain
1	hj	154	ARG	Sidechain
1	hj	162	ARG	Sidechain
1	hj	167	ARG	Sidechain
1	hj	169	TYR	Sidechain
1	hj	87	HIS	Sidechain
1	hk	154	ARG	Sidechain
1	hk	166	ASP	Mainchain
1	hk	18	ARG	Sidechain
1	hl	130	TYR	Sidechain
1	hl	132	ARG	Sidechain
1	hm	132	ARG	Sidechain
1	hm	143	ARG	Sidechain
1	hm	154	ARG	Sidechain
1	hm	162	ARG	Sidechain
1	hm	164	TYR	Sidechain
1	hm	169	TYR	Sidechain
1	hn	100	ARG	Sidechain
1	hn	124	ILE	Peptide
1	hn	162	ARG	Sidechain
1	hn	167	ARG	Sidechain
1	hn	169	TYR	Sidechain
1	hn	18	ARG	Sidechain
1	hn	84	HIS	Peptide
1	ho	121	ASN	Peptide
1	ho	132	ARG	Sidechain

Continued on next page...

Continued from previous page...

Mol	Chain	Res	Type	Group
1	ho	145	TYR	Sidechain
1	ho	162	ARG	Sidechain
1	ho	169	TYR	Sidechain
1	ho	173	ARG	Sidechain
1	ho	40	PHE	Sidechain
1	ho	47	ALA	Peptide
1	hp	100	ARG	Sidechain
1	hp	120	HIS	Sidechain
1	hp	130	TYR	Sidechain
1	hp	132	ARG	Sidechain
1	hp	143	ARG	Sidechain
1	hp	145	TYR	Sidechain
1	hp	164	TYR	Sidechain
1	hp	167	ARG	Sidechain
1	hp	18	ARG	Sidechain
1	hp	193	ASN	Sidechain
1	hp	82	ARG	Sidechain
1	hq	124	ILE	Peptide
1	hq	143	ARG	Sidechain
1	hq	145	TYR	Sidechain
1	hq	164	TYR	Sidechain
1	hq	169	TYR	Sidechain
1	hq	206	GLY	Peptide
1	hq	40	PHE	Sidechain
1	hq	97	ARG	Sidechain
1	hr	143	ARG	Sidechain
1	hr	145	TYR	Sidechain
1	hr	154	ARG	Sidechain
1	hr	162	ARG	Sidechain
1	hr	164	TYR	Sidechain
1	hr	221	VAL	Mainchain
1	hs	100	ARG	Sidechain
1	hs	124	ILE	Peptide
1	hs	130	TYR	Sidechain
1	hs	143	ARG	Sidechain
1	hs	145	TYR	Sidechain
1	hs	167	ARG	Sidechain
1	hs	169	TYR	Sidechain
1	hs	81	ASP	Sidechain
1	ht	143	ARG	Sidechain
1	ht	159	GLU	Peptide
1	ht	169	TYR	Sidechain

Continued on next page...

Continued from previous page...

Mol	Chain	Res	Type	Group
1	ht	189	LEU	Mainchain
1	ht	6	LEU	Peptide
1	hu	130	TYR	Sidechain
1	hu	18	ARG	Sidechain
1	hu	40	PHE	Sidechain
1	hv	130	TYR	Sidechain
1	hv	162	ARG	Sidechain
1	hv	164	TYR	Sidechain
1	hv	167	ARG	Sidechain
1	hv	169	TYR	Sidechain
1	hv	32	PHE	Sidechain
1	hv	40	PHE	Sidechain
1	hw	145	TYR	Sidechain
1	hw	16	SER	Peptide
1	hw	168	PHE	Sidechain
1	hw	229	ARG	Sidechain
1	hx	124	ILE	Peptide
1	hx	162	ARG	Sidechain
1	hx	167	ARG	Sidechain
1	hx	169	TYR	Sidechain
1	hx	82	ARG	Sidechain
1	hy	162	ARG	Sidechain
1	hy	164	TYR	Sidechain
1	hy	173	ARG	Sidechain
1	hy	18	ARG	Sidechain
1	hy	229	ARG	Sidechain
1	hy	84	HIS	Sidechain
1	hz	130	TYR	Sidechain
1	hz	132	ARG	Sidechain
1	hz	145	TYR	Sidechain
1	hz	162	ARG	Sidechain
1	hz	173	ARG	Sidechain
1	hz	32	PHE	Sidechain
1	hz	82	ARG	Sidechain
1	i	121	ASN	Peptide
1	i	143	ARG	Sidechain
1	i	145	TYR	Sidechain
1	i	154	ARG	Sidechain
1	i	169	TYR	Sidechain
1	i	40	PHE	Sidechain
1	i0	130	TYR	Sidechain
1	i0	132	ARG	Sidechain

Continued on next page...

Continued from previous page...

Mol	Chain	Res	Type	Group
1	i0	143	ARG	Sidechain
1	i0	154	ARG	Sidechain
1	i0	164	TYR	Sidechain
1	i0	167	ARG	Sidechain
1	i0	173	ARG	Sidechain
1	i0	84	HIS	Peptide
1	i1	120	HIS	Sidechain
1	i1	124	ILE	Peptide
1	i1	132	ARG	Sidechain
1	i1	18	ARG	Sidechain
1	i1	206	GLY	Peptide
1	i1	87	HIS	Sidechain
1	i2	121	ASN	Peptide
1	i2	123	PRO	Peptide
1	i2	143	ARG	Sidechain
1	i2	145	TYR	Sidechain
1	i2	162	ARG	Sidechain
1	i2	166	ASP	Sidechain
1	i2	167	ARG	Sidechain
1	i2	173	ARG	Sidechain
1	i2	18	ARG	Sidechain
1	i2	32	PHE	Sidechain
1	i3	100	ARG	Sidechain
1	i3	130	TYR	Sidechain
1	i3	173	ARG	Sidechain
1	i4	143	ARG	Sidechain
1	i4	145	TYR	Sidechain
1	i4	164	TYR	Sidechain
1	i4	165	VAL	Mainchain
1	i4	18	ARG	Sidechain
1	i4	229	ARG	Sidechain
1	i4	82	ARG	Sidechain
1	i5	16	SER	Peptide
1	i5	164	TYR	Sidechain
1	i5	169	TYR	Sidechain
1	i5	173	ARG	Sidechain
1	i5	229	ARG	Sidechain
1	i5	62	HIS	Sidechain
1	i5	94	GLY	Peptide
1	i6	132	ARG	Sidechain
1	i6	169	TYR	Sidechain
1	i6	18	ARG	Sidechain

Continued on next page...

Continued from previous page...

Mol	Chain	Res	Type	Group
1	i7	121	ASN	Peptide
1	i7	124	ILE	Peptide
1	i7	130	TYR	Sidechain
1	i7	143	ARG	Sidechain
1	i7	154	ARG	Sidechain
1	i7	161	PHE	Sidechain
1	i7	162	ARG	Sidechain
1	i7	164	TYR	Sidechain
1	i7	18	ARG	Sidechain
1	i7	229	ARG	Sidechain
1	i7	32	PHE	Sidechain
1	i7	62	HIS	Sidechain
1	i8	121	ASN	Peptide
1	i8	162	ARG	Sidechain
1	i8	167	ARG	Sidechain
1	i8	226	HIS	Sidechain
1	i9	123	PRO	Peptide
1	i9	132	ARG	Sidechain
1	i9	145	TYR	Sidechain
1	i9	18	ARG	Sidechain
1	i9	82	ARG	Sidechain
1	iA	100	ARG	Sidechain
1	iA	121	ASN	Peptide
1	iA	124	ILE	Peptide
1	iA	130	TYR	Sidechain
1	iA	143	ARG	Sidechain
1	iA	154	ARG	Sidechain
1	iA	169	TYR	Sidechain
1	iB	124	ILE	Peptide
1	iB	143	ARG	Sidechain
1	iB	145	TYR	Sidechain
1	iC	120	HIS	Sidechain
1	iC	121	ASN	Peptide
1	iC	124	ILE	Peptide
1	iC	130	TYR	Sidechain
1	iC	145	TYR	Sidechain
1	iD	120	HIS	Sidechain
1	iD	124	ILE	Peptide
1	iD	152	ASP	Sidechain
1	iD	167	ARG	Sidechain
1	iE	145	TYR	Sidechain
1	iE	169	TYR	Sidechain

Continued on next page...

Continued from previous page...

Mol	Chain	Res	Type	Group
1	iE	173	ARG	Sidechain
1	iE	87	HIS	Sidechain
1	iF	143	ARG	Sidechain
1	iF	145	TYR	Sidechain
1	iF	154	ARG	Sidechain
1	iF	167	ARG	Sidechain
1	iF	229	ARG	Sidechain
1	iG	130	TYR	Sidechain
1	iG	143	ARG	Sidechain
1	iG	145	TYR	Sidechain
1	iG	97	ARG	Sidechain
1	iH	124	ILE	Peptide
1	iH	154	ARG	Sidechain
1	iH	161	PHE	Sidechain
1	iH	169	TYR	Sidechain
1	iH	173	ARG	Sidechain
1	iH	87	HIS	Sidechain
1	iI	121	ASN	Peptide
1	iI	161	PHE	Sidechain
1	iI	168	PHE	Sidechain
1	iI	62	HIS	Sidechain
1	iJ	120	HIS	Sidechain
1	iJ	124	ILE	Peptide
1	iJ	143	ARG	Sidechain
1	iJ	145	TYR	Sidechain
1	iJ	169	TYR	Sidechain
1	iJ	173	ARG	Sidechain
1	iJ	187	GLU	Peptide
1	iJ	62	HIS	Sidechain
1	iJ	87	HIS	Sidechain
1	iJ	97	ARG	Sidechain
1	iK	143	ARG	Sidechain
1	iK	146	SER	Peptide
1	iK	18	ARG	Sidechain
1	iL	143	ARG	Sidechain
1	iL	173	ARG	Sidechain
1	iM	120	HIS	Sidechain
1	iM	143	ARG	Sidechain
1	iM	145	TYR	Sidechain
1	iM	154	ARG	Sidechain
1	iN	100	ARG	Sidechain
1	iN	132	ARG	Sidechain

Continued on next page...

Continued from previous page...

Mol	Chain	Res	Type	Group
1	iN	154	ARG	Sidechain
1	iN	162	ARG	Sidechain
1	iN	164	TYR	Sidechain
1	iN	169	TYR	Sidechain
1	iN	18	ARG	Sidechain
1	iN	62	HIS	Sidechain
1	iO	120	HIS	Sidechain
1	iO	124	ILE	Peptide
1	iO	167	ARG	Sidechain
1	iO	168	PHE	Sidechain
1	iO	18	ARG	Sidechain
1	iO	189	LEU	Peptide
1	iP	111	LEU	Mainchain
1	iP	162	ARG	Sidechain
1	iP	169	TYR	Sidechain
1	iP	84	HIS	Sidechain
1	iQ	132	ARG	Sidechain
1	iQ	145	TYR	Sidechain
1	iQ	167	ARG	Sidechain
1	iR	120	HIS	Sidechain
1	iR	143	ARG	Sidechain
1	iR	145	TYR	Sidechain
1	iR	164	TYR	Sidechain
1	iR	18	ARG	Sidechain
1	iR	229	ARG	Sidechain
1	iR	40	PHE	Sidechain
1	iS	100	ARG	Sidechain
1	iS	141	ILE	Mainchain
1	iS	154	ARG	Sidechain
1	iS	164	TYR	Sidechain
1	iS	168	PHE	Sidechain
1	iS	173	ARG	Sidechain
1	iS	18	ARG	Peptide
1	iS	229	ARG	Sidechain
1	iT	120	HIS	Sidechain
1	iT	16	SER	Peptide
1	iT	169	TYR	Sidechain
1	iT	229	ARG	Sidechain
1	iT	32	PHE	Sidechain
1	iU	82	ARG	Sidechain
1	iV	130	TYR	Sidechain
1	iV	167	ARG	Sidechain

Continued on next page...

Continued from previous page...

Mol	Chain	Res	Type	Group
1	iV	173	ARG	Sidechain
1	iV	40	PHE	Sidechain
1	iV	82	ARG	Sidechain
1	iV	84	HIS	Sidechain
1	iV	97	ARG	Sidechain
1	iW	130	TYR	Sidechain
1	iW	143	ARG	Sidechain
1	iW	145	TYR	Sidechain
1	iW	164	TYR	Sidechain
1	iW	201	ILE	Peptide
1	iX	100	ARG	Sidechain
1	iX	120	HIS	Sidechain
1	iX	121	ASN	Peptide
1	iX	169	TYR	Sidechain
1	iY	100	ARG	Sidechain
1	iY	121	ASN	Peptide
1	iY	145	TYR	Sidechain
1	iY	154	ARG	Sidechain
1	iY	229	ARG	Sidechain
1	iY	84	HIS	Peptide
1	iY	97	ARG	Sidechain
1	iZ	100	ARG	Sidechain
1	iZ	132	ARG	Sidechain
1	iZ	143	ARG	Sidechain
1	iZ	145	TYR	Sidechain
1	iZ	157	PRO	Peptide
1	iZ	169	TYR	Sidechain
1	ia	130	TYR	Sidechain
1	ia	132	ARG	Sidechain
1	ia	146	SER	Peptide
1	ia	169	TYR	Sidechain
1	ia	18	ARG	Sidechain
1	ib	132	ARG	Sidechain
1	ib	154	ARG	Sidechain
1	ib	167	ARG	Sidechain
1	ib	168	PHE	Sidechain
1	ic	124	ILE	Peptide
1	ic	132	ARG	Sidechain
1	ic	87	HIS	Sidechain
1	id	121	ASN	Peptide
1	id	130	TYR	Sidechain
1	id	145	TYR	Sidechain

Continued on next page...

Continued from previous page...

Mol	Chain	Res	Type	Group
1	id	20	LEU	Mainchain
1	ie	120	HIS	Sidechain
1	ie	132	ARG	Sidechain
1	ie	143	ARG	Sidechain
1	ie	162	ARG	Sidechain
1	ie	169	TYR	Sidechain
1	ie	205	LEU	Peptide
1	ie	97	ARG	Sidechain
1	if	106	GLY	Peptide
1	if	169	TYR	Sidechain
1	if	173	ARG	Sidechain
1	ig	120	HIS	Sidechain
1	ig	124	ILE	Peptide
1	ig	130	TYR	Sidechain
1	ig	145	TYR	Sidechain
1	ig	154	ARG	Sidechain
1	ig	164	TYR	Sidechain
1	ig	167	ARG	Sidechain
1	ig	169	TYR	Sidechain
1	ig	229	ARG	Peptide
1	ig	94	GLY	Mainchain
1	ig	95	GLN	Peptide
1	ih	100	ARG	Sidechain
1	ih	120	HIS	Sidechain
1	ih	143	ARG	Sidechain
1	ih	162	ARG	Sidechain
1	ih	164	TYR	Sidechain
1	ih	167	ARG	Sidechain
1	ih	169	TYR	Sidechain
1	ih	191	VAL	Peptide
1	ih	229	ARG	Sidechain
1	ih	32	PHE	Sidechain
1	ii	130	TYR	Sidechain
1	ii	173	ARG	Sidechain
1	ii	229	ARG	Sidechain
1	ii	97	ARG	Sidechain
1	ij	121	ASN	Peptide
1	ij	124	ILE	Peptide
1	ij	132	ARG	Sidechain
1	ij	143	ARG	Sidechain
1	ij	167	ARG	Sidechain
1	ij	173	ARG	Sidechain

Continued on next page...

Continued from previous page...

Mol	Chain	Res	Type	Group
1	ij	82	ARG	Sidechain
1	ik	121	ASN	Peptide
1	ik	124	ILE	Peptide
1	ik	130	TYR	Sidechain
1	ik	143	ARG	Sidechain
1	ik	162	ARG	Sidechain
1	ik	164	TYR	Sidechain
1	ik	226	HIS	Peptide
1	ik	97	ARG	Sidechain
1	il	100	ARG	Sidechain
1	il	121	ASN	Peptide
1	il	162	ARG	Sidechain
1	il	168	PHE	Sidechain
1	il	173	ARG	Sidechain
1	il	82	ARG	Sidechain
1	il	97	ARG	Sidechain
1	im	130	TYR	Sidechain
1	im	154	ARG	Sidechain
1	im	162	ARG	Sidechain
1	im	169	TYR	Sidechain
1	im	173	ARG	Sidechain
1	im	87	HIS	Sidechain
1	in	100	ARG	Sidechain
1	in	164	TYR	Sidechain
1	in	167	ARG	Sidechain
1	in	229	ARG	Sidechain
1	io	121	ASN	Peptide
1	io	173	ARG	Sidechain
1	io	18	ARG	Sidechain
1	io	228	ALA	Peptide
1	ip	143	ARG	Sidechain
1	ip	145	TYR	Sidechain
1	ip	154	ARG	Sidechain
1	ip	161	PHE	Sidechain
1	ip	167	ARG	Sidechain
1	ip	18	ARG	Sidechain
1	iq	130	TYR	Sidechain
1	iq	143	ARG	Sidechain
1	iq	167	ARG	Sidechain
1	iq	32	PHE	Sidechain
1	ir	100	ARG	Sidechain
1	ir	164	TYR	Sidechain

Continued on next page...

Continued from previous page...

Mol	Chain	Res	Type	Group
1	ir	229	ARG	Sidechain
1	ir	32	PHE	Sidechain
1	ir	40	PHE	Sidechain
1	ir	99	PRO	Peptide
1	is	143	ARG	Sidechain
1	is	162	ARG	Sidechain
1	is	167	ARG	Sidechain
1	is	173	ARG	Sidechain
1	is	229	ARG	Sidechain
1	it	132	ARG	Sidechain
1	it	143	ARG	Sidechain
1	it	18	ARG	Sidechain
1	iu	130	TYR	Sidechain
1	iu	149	SER	Mainchain
1	iu	154	ARG	Sidechain
1	iu	164	TYR	Sidechain
1	iu	167	ARG	Sidechain
1	iv	1	PRO	Mainchain
1	iv	143	ARG	Sidechain
1	iv	156	GLY	Peptide
1	iv	164	TYR	Sidechain
1	iv	167	ARG	Sidechain
1	iv	168	PHE	Sidechain
1	iv	169	TYR	Sidechain
1	iv	84	HIS	Sidechain
1	iw	100	ARG	Sidechain
1	iw	164	TYR	Sidechain
1	iw	167	ARG	Sidechain
1	iw	173	ARG	Sidechain
1	ix	130	TYR	Sidechain
1	ix	145	TYR	Sidechain
1	ix	162	ARG	Sidechain
1	ix	164	TYR	Sidechain
1	ix	18	ARG	Sidechain
1	ix	82	ARG	Sidechain
1	iy	143	ARG	Sidechain
1	iy	145	TYR	Sidechain
1	iy	164	TYR	Sidechain
1	iy	169	TYR	Sidechain
1	iy	32	PHE	Sidechain
1	iz	130	TYR	Sidechain
1	iz	132	ARG	Sidechain

Continued on next page...

Continued from previous page...

Mol	Chain	Res	Type	Group
1	iz	145	TYR	Sidechain
1	iz	173	ARG	Sidechain
1	iz	18	ARG	Sidechain
1	iz	99	PRO	Peptide
1	j	124	ILE	Peptide
1	j	229	ARG	Sidechain
1	j0	124	ILE	Peptide
1	j0	130	TYR	Sidechain
1	j0	161	PHE	Sidechain
1	j0	164	TYR	Sidechain
1	j0	167	ARG	Sidechain
1	j0	86	VAL	Peptide
1	j1	132	ARG	Sidechain
1	j1	143	ARG	Sidechain
1	j1	82	ARG	Sidechain
1	j2	130	TYR	Sidechain
1	j2	145	TYR	Sidechain
1	j2	154	ARG	Sidechain
1	j2	169	TYR	Sidechain
1	j2	226	HIS	Sidechain
1	j2	229	ARG	Sidechain
1	j2	97	ARG	Sidechain
1	j3	121	ASN	Peptide
1	j3	162	ARG	Sidechain
1	j3	164	TYR	Sidechain
1	j3	167	ARG	Sidechain
1	j3	169	TYR	Sidechain
1	j3	226	HIS	Sidechain
1	j4	124	ILE	Peptide
1	j4	132	ARG	Sidechain
1	j4	143	ARG	Sidechain
1	j5	130	TYR	Sidechain
1	j5	132	ARG	Sidechain
1	j5	161	PHE	Sidechain
1	j5	162	ARG	Sidechain
1	j5	164	TYR	Sidechain
1	j5	173	ARG	Sidechain
1	j5	32	PHE	Sidechain
1	j5	87	HIS	Sidechain
1	j6	121	ASN	Peptide
1	j6	143	ARG	Sidechain
1	j6	160	PRO	Peptide

Continued on next page...

Continued from previous page...

Mol	Chain	Res	Type	Group
1	j6	167	ARG	Sidechain
1	j6	173	ARG	Sidechain
1	j6	226	HIS	Sidechain
1	j7	145	TYR	Sidechain
1	j7	18	ARG	Sidechain
1	j8	132	ARG	Sidechain
1	j8	154	ARG	Sidechain
1	j8	161	PHE	Sidechain
1	j8	32	PHE	Sidechain
1	j8	97	ARG	Sidechain
1	j9	145	TYR	Sidechain
1	j9	162	ARG	Sidechain
1	j9	164	TYR	Sidechain
1	j9	167	ARG	Sidechain
1	j9	169	TYR	Sidechain
1	j9	189	LEU	Peptide
1	j9	226	HIS	Sidechain
1	j9	23	TRP	Mainchain
1	j9	82	ARG	Sidechain
1	jA	120	HIS	Sidechain
1	jA	132	ARG	Sidechain
1	jA	145	TYR	Sidechain
1	jA	167	ARG	Sidechain
1	jA	173	ARG	Sidechain
1	jA	18	ARG	Sidechain
1	jA	206	GLY	Peptide
1	jB	123	PRO	Peptide
1	jB	167	ARG	Sidechain
1	jB	61	GLY	Mainchain
1	jB	62	HIS	Sidechain
1	jB	82	ARG	Sidechain
1	jB	92	GLU	Mainchain
1	jC	100	ARG	Sidechain
1	jC	124	ILE	Peptide
1	jC	145	TYR	Sidechain
1	jC	162	ARG	Sidechain
1	jC	164	TYR	Sidechain
1	jC	87	HIS	Sidechain
1	jC	97	ARG	Sidechain
1	jD	100	ARG	Sidechain
1	jD	121	ASN	Peptide
1	jD	132	ARG	Sidechain

Continued on next page...

Continued from previous page...

Mol	Chain	Res	Type	Group
1	jD	154	ARG	Sidechain
1	jD	169	TYR	Sidechain
1	jD	32	PHE	Sidechain
1	jD	97	ARG	Sidechain
1	jE	120	HIS	Sidechain
1	jE	121	ASN	Peptide
1	jE	229	ARG	Sidechain
1	jE	82	ARG	Sidechain
1	jF	12	HIS	Sidechain
1	jF	121	ASN	Peptide
1	jF	130	TYR	Sidechain
1	jF	145	TYR	Sidechain
1	jF	173	ARG	Sidechain
1	jF	87	HIS	Sidechain
1	jF	88	ALA	Peptide
1	jF	97	ARG	Sidechain
1	jG	100	ARG	Sidechain
1	jG	14	ALA	Peptide
1	jG	62	HIS	Sidechain
1	jG	84	HIS	Peptide
1	jH	161	PHE	Sidechain
1	jH	173	ARG	Sidechain
1	jH	229	ARG	Sidechain
1	jH	84	HIS	Sidechain
1	jH	97	ARG	Sidechain
1	jI	132	ARG	Sidechain
1	jI	164	TYR	Sidechain
1	jI	97	ARG	Sidechain
1	jJ	145	TYR	Sidechain
1	jJ	168	PHE	Sidechain
1	jJ	169	TYR	Sidechain
1	jJ	173	ARG	Sidechain
1	jJ	223	GLY	Peptide
1	jJ	87	HIS	Sidechain
1	jJ	97	ARG	Sidechain
1	jK	100	ARG	Sidechain
1	jK	143	ARG	Sidechain
1	jK	173	ARG	Sidechain
1	jK	18	ARG	Sidechain
1	jK	226	HIS	Sidechain
1	jK	40	PHE	Sidechain
1	jK	82	ARG	Sidechain

Continued on next page...

Continued from previous page...

Mol	Chain	Res	Type	Group
1	jL	119	THR	Peptide
1	jL	145	TYR	Sidechain
1	jL	173	ARG	Sidechain
1	jL	18	ARG	Sidechain
1	jL	84	HIS	Sidechain
1	jL	97	ARG	Sidechain
1	jM	121	ASN	Peptide
1	jM	130	TYR	Sidechain
1	jM	146	SER	Peptide
1	jM	167	ARG	Sidechain
1	jM	169	TYR	Sidechain
1	jN	130	TYR	Sidechain
1	jN	154	ARG	Sidechain
1	jN	173	ARG	Sidechain
1	jN	226	HIS	Peptide
1	jO	132	ARG	Sidechain
1	jO	154	ARG	Sidechain
1	jO	167	ARG	Sidechain
1	jO	169	TYR	Sidechain
1	jO	226	HIS	Sidechain
1	jO	40	PHE	Sidechain
1	jO	82	ARG	Sidechain
1	jO	97	ARG	Sidechain
1	jP	132	ARG	Sidechain
1	jP	154	ARG	Sidechain
1	jP	161	PHE	Sidechain
1	jP	162	ARG	Sidechain
1	jP	167	ARG	Sidechain
1	jP	229	ARG	Sidechain
1	jQ	143	ARG	Sidechain
1	jQ	179	GLN	Mainchain
1	jQ	18	ARG	Sidechain
1	jQ	40	PHE	Sidechain
1	jQ	87	HIS	Sidechain
1	jR	143	ARG	Sidechain
1	jR	229	ARG	Sidechain
1	jS	100	ARG	Sidechain
1	jS	143	ARG	Sidechain
1	jS	145	TYR	Sidechain
1	jS	154	ARG	Sidechain
1	jS	162	ARG	Sidechain
1	jS	82	ARG	Sidechain

Continued on next page...

Continued from previous page...

Mol	Chain	Res	Type	Group
1	jT	121	ASN	Peptide
1	jT	132	ARG	Sidechain
1	jT	173	ARG	Sidechain
1	jT	182	LYS	Peptide
1	jT	229	ARG	Sidechain
1	jT	97	ARG	Sidechain
1	jU	162	ARG	Sidechain
1	jU	164	TYR	Sidechain
1	jU	168	PHE	Sidechain
1	jU	169	TYR	Sidechain
1	jU	173	ARG	Sidechain
1	jU	32	PHE	Sidechain
1	jV	132	ARG	Sidechain
1	jW	168	PHE	Sidechain
1	jW	84	HIS	Sidechain
1	jW	87	HIS	Sidechain
1	jW	97	ARG	Sidechain
1	jX	143	ARG	Sidechain
1	jX	169	TYR	Sidechain
1	jY	121	ASN	Peptide
1	jY	130	TYR	Sidechain
1	jY	132	ARG	Sidechain
1	jY	143	ARG	Sidechain
1	jY	162	ARG	Sidechain
1	jY	164	TYR	Sidechain
1	jY	173	ARG	Sidechain
1	jY	229	ARG	Sidechain
1	jY	82	ARG	Sidechain
1	jZ	100	ARG	Sidechain
1	jZ	130	TYR	Sidechain
1	jZ	132	ARG	Sidechain
1	jZ	164	TYR	Sidechain
1	jZ	40	PHE	Sidechain
1	jZ	62	HIS	Sidechain
1	jZ	84	HIS	Sidechain
1	jZ	97	ARG	Sidechain
1	ja	121	ASN	Peptide
1	ja	143	ARG	Sidechain
1	ja	229	ARG	Sidechain
1	ja	92	GLU	Peptide
1	jb	143	ARG	Sidechain
1	jb	145	TYR	Sidechain

Continued on next page...

Continued from previous page...

Mol	Chain	Res	Type	Group
1	jb	164	TYR	Sidechain
1	jb	18	ARG	Sidechain
1	jb	32	PHE	Sidechain
1	jb	97	ARG	Sidechain
1	jc	162	ARG	Sidechain
1	jc	164	TYR	Sidechain
1	jc	168	PHE	Sidechain
1	jc	173	ARG	Sidechain
1	jc	18	ARG	Sidechain
1	jc	181	VAL	Mainchain
1	jc	229	ARG	Sidechain
1	jc	82	ARG	Sidechain
1	jd	132	ARG	Sidechain
1	jd	167	ARG	Sidechain
1	jd	97	ARG	Sidechain
1	je	121	ASN	Peptide
1	je	124	ILE	Peptide
1	je	154	ARG	Sidechain
1	je	164	TYR	Sidechain
1	je	226	HIS	Sidechain
1	je	229	ARG	Sidechain
1	jf	145	TYR	Sidechain
1	jf	162	ARG	Sidechain
1	jf	167	ARG	Sidechain
1	jf	168	PHE	Sidechain
1	jf	173	ARG	Sidechain
1	jg	120	HIS	Sidechain
1	jg	145	TYR	Sidechain
1	jg	162	ARG	Sidechain
1	jg	169	TYR	Sidechain
1	jg	173	ARG	Sidechain
1	jg	18	ARG	Sidechain
1	jg	50	GLN	Mainchain
1	jg	62	HIS	Sidechain
1	jg	82	ARG	Sidechain
1	jg	84	HIS	Sidechain
1	jh	130	TYR	Sidechain
1	jh	154	ARG	Sidechain
1	jh	155	GLN	Mainchain
1	jh	164	TYR	Sidechain
1	jh	167	ARG	Sidechain
1	jh	173	ARG	Sidechain

Continued on next page...

Continued from previous page...

Mol	Chain	Res	Type	Group
1	jh	18	ARG	Sidechain
1	ji	143	ARG	Sidechain
1	ji	164	TYR	Sidechain
1	ji	169	TYR	Sidechain
1	ji	31	ALA	Peptide
1	ji	82	ARG	Sidechain
1	ji	84	HIS	Sidechain
1	ji	90	PRO	Peptide
1	jj	100	ARG	Sidechain
1	jj	120	HIS	Sidechain
1	jj	121	ASN	Peptide
1	jj	130	TYR	Sidechain
1	jj	154	ARG	Sidechain
1	jj	164	TYR	Sidechain
1	jj	173	ARG	Sidechain
1	jk	100	ARG	Sidechain
1	jk	130	TYR	Sidechain
1	jk	132	ARG	Sidechain
1	jk	169	TYR	Sidechain
1	jl	120	HIS	Sidechain
1	jl	121	ASN	Peptide
1	jl	133	TRP	Peptide
1	jl	146	SER	Peptide
1	jl	150	ILE	Mainchain
1	jl	229	ARG	Sidechain
1	jl	97	ARG	Sidechain
1	jm	124	ILE	Peptide
1	jm	130	TYR	Sidechain
1	jm	143	ARG	Sidechain
1	jm	173	ARG	Sidechain
1	jm	229	ARG	Sidechain
1	jm	26	VAL	Mainchain
1	jm	82	ARG	Sidechain
1	jm	87	HIS	Sidechain
1	jn	100	ARG	Sidechain
1	jn	145	TYR	Sidechain
1	jn	161	PHE	Sidechain
1	jn	162	ARG	Sidechain
1	jn	164	TYR	Sidechain
1	jn	173	ARG	Sidechain
1	jn	33	SER	Peptide
1	jo	124	ILE	Peptide

Continued on next page...

Continued from previous page...

Mol	Chain	Res	Type	Group
1	jo	154	ARG	Sidechain
1	jo	161	PHE	Sidechain
1	jo	18	ARG	Sidechain
1	jo	229	ARG	Sidechain
1	jo	32	PHE	Sidechain
1	jp	143	ARG	Sidechain
1	jp	154	ARG	Sidechain
1	jp	162	ARG	Sidechain
1	jp	173	ARG	Sidechain
1	jp	40	PHE	Sidechain
1	jq	100	ARG	Sidechain
1	jq	12	HIS	Sidechain
1	jq	130	TYR	Sidechain
1	jq	145	TYR	Sidechain
1	jq	164	TYR	Sidechain
1	jq	169	TYR	Sidechain
1	jq	229	ARG	Sidechain
1	jq	32	PHE	Sidechain
1	jq	82	ARG	Sidechain
1	jr	118	MET	Mainchain
1	jr	124	ILE	Peptide
1	jr	154	ARG	Sidechain
1	jr	167	ARG	Sidechain
1	js	130	TYR	Sidechain
1	js	145	TYR	Sidechain
1	js	154	ARG	Sidechain
1	js	162	ARG	Sidechain
1	js	167	ARG	Sidechain
1	js	206	GLY	Peptide
1	js	32	PHE	Sidechain
1	jt	167	ARG	Sidechain
1	jt	169	TYR	Sidechain
1	jt	173	ARG	Sidechain
1	jt	18	ARG	Sidechain
1	jt	229	ARG	Sidechain
1	jt	31	ALA	Peptide
1	jt	84	HIS	Sidechain
1	jt	87	HIS	Sidechain
1	ju	143	ARG	Sidechain
1	ju	154	ARG	Sidechain
1	ju	162	ARG	Sidechain
1	ju	167	ARG	Sidechain

Continued on next page...

Continued from previous page...

Mol	Chain	Res	Type	Group
1	ju	18	ARG	Sidechain
1	ju	40	PHE	Sidechain
1	ju	82	ARG	Sidechain
1	jv	164	TYR	Sidechain
1	jv	229	ARG	Sidechain
1	jw	132	ARG	Sidechain
1	jw	162	ARG	Sidechain
1	jw	32	PHE	Sidechain
1	jw	47	ALA	Peptide
1	jw	97	ARG	Sidechain
1	jx	145	TYR	Sidechain
1	jx	161	PHE	Sidechain
1	jx	169	TYR	Sidechain
1	jx	173	ARG	Sidechain
1	jx	18	ARG	Mainchain,Sidechain
1	jy	218	CYS	Peptide
1	jy	97	ARG	Sidechain
1	jz	143	ARG	Sidechain
1	jz	164	TYR	Sidechain
1	jz	173	ARG	Sidechain
1	jz	58	THR	Peptide
1	jz	97	ARG	Sidechain
1	k	124	ILE	Peptide
1	k	130	TYR	Sidechain
1	k	143	ARG	Sidechain
1	k	145	TYR	Sidechain
1	k	167	ARG	Sidechain
1	k	169	TYR	Sidechain
1	k	195	ASN	Peptide
1	k	229	ARG	Sidechain
1	k	82	ARG	Sidechain
1	k0	110	THR	Peptide
1	k0	121	ASN	Peptide
1	k0	132	ARG	Sidechain
1	k0	143	ARG	Sidechain
1	k0	159	GLU	Peptide
1	k0	162	ARG	Sidechain
1	k0	195	ASN	Peptide
1	k0	226	HIS	Sidechain
1	k0	40	PHE	Sidechain
1	k1	100	ARG	Sidechain
1	k1	132	ARG	Sidechain

Continued on next page...

Continued from previous page...

Mol	Chain	Res	Type	Group
1	k1	143	ARG	Sidechain
1	k1	145	TYR	Sidechain
1	k1	154	ARG	Sidechain
1	k1	169	TYR	Sidechain
1	k1	223	GLY	Peptide
1	k1	229	ARG	Sidechain
1	k2	132	ARG	Sidechain
1	k2	145	TYR	Sidechain
1	k2	164	TYR	Sidechain
1	k2	169	TYR	Sidechain
1	k2	32	PHE	Sidechain
1	k3	130	TYR	Sidechain
1	k3	132	ARG	Sidechain
1	k3	169	TYR	Sidechain
1	k3	97	ARG	Sidechain
1	k4	121	ASN	Peptide
1	k4	130	TYR	Sidechain
1	k4	161	PHE	Sidechain
1	k4	164	TYR	Sidechain
1	k4	167	ARG	Sidechain
1	k4	173	ARG	Sidechain
1	k4	82	ARG	Sidechain
1	k4	97	ARG	Sidechain
1	k5	154	ARG	Sidechain
1	k5	173	ARG	Sidechain
1	k5	20	LEU	Mainchain
1	k5	32	PHE	Sidechain
1	k6	143	ARG	Sidechain
1	k6	145	TYR	Sidechain
1	k6	161	PHE	Sidechain
1	k6	164	TYR	Sidechain
1	k6	167	ARG	Sidechain
1	k6	18	ARG	Sidechain
1	k6	226	HIS	Sidechain
1	k7	124	ILE	Peptide
1	k7	130	TYR	Sidechain
1	k7	132	ARG	Sidechain
1	k7	154	ARG	Sidechain
1	k7	173	ARG	Sidechain
1	k7	85	PRO	Peptide
1	k7	94	GLY	Peptide
1	k8	124	ILE	Peptide

Continued on next page...

Continued from previous page...

Mol	Chain	Res	Type	Group
1	k8	154	ARG	Sidechain
1	k8	162	ARG	Sidechain
1	k8	164	TYR	Sidechain
1	k8	18	ARG	Sidechain
1	k8	82	ARG	Sidechain
1	k8	89	GLY	Peptide
1	k9	120	HIS	Sidechain
1	k9	152	ASP	Peptide
1	k9	169	TYR	Sidechain
1	k9	18	ARG	Sidechain
1	k9	226	HIS	Sidechain
1	k9	82	ARG	Sidechain
1	k9	87	HIS	Sidechain
1	kA	105	ALA	Peptide
1	kA	121	ASN	Peptide
1	kA	132	ARG	Sidechain
1	kA	154	ARG	Sidechain
1	kB	100	ARG	Sidechain
1	kB	121	ASN	Peptide
1	kB	130	TYR	Sidechain
1	kB	162	ARG	Sidechain
1	kB	164	TYR	Sidechain
1	kB	173	ARG	Sidechain
1	kB	82	ARG	Sidechain
1	kB	92	GLU	Peptide
1	kC	121	ASN	Peptide
1	kC	130	TYR	Sidechain
1	kC	132	ARG	Sidechain
1	kC	18	ARG	Sidechain
1	kC	226	HIS	Sidechain
1	kC	62	HIS	Sidechain
1	kC	97	ARG	Sidechain
1	kD	121	ASN	Peptide
1	kD	124	ILE	Peptide
1	kD	132	ARG	Sidechain
1	kD	18	ARG	Sidechain
1	kD	229	ARG	Sidechain
1	kE	161	PHE	Sidechain
1	kE	167	ARG	Sidechain
1	kE	169	TYR	Sidechain
1	kE	226	HIS	Sidechain
1	kF	121	ASN	Peptide

Continued on next page...

Continued from previous page...

Mol	Chain	Res	Type	Group
1	kF	82	ARG	Sidechain
1	kG	100	ARG	Sidechain
1	kG	130	TYR	Sidechain
1	kG	132	ARG	Sidechain
1	kG	143	ARG	Sidechain
1	kG	145	TYR	Sidechain
1	kG	154	ARG	Sidechain
1	kG	173	ARG	Sidechain
1	kG	18	ARG	Sidechain
1	kH	146	SER	Peptide
1	kH	167	ARG	Sidechain
1	kH	168	PHE	Sidechain
1	kH	169	TYR	Sidechain
1	kH	18	ARG	Sidechain
1	kH	62	HIS	Sidechain
1	kH	82	ARG	Sidechain
1	kI	18	ARG	Sidechain
1	kJ	100	ARG	Sidechain
1	kJ	106	GLY	Peptide
1	kJ	130	TYR	Sidechain
1	kJ	145	TYR	Sidechain
1	kJ	162	ARG	Sidechain
1	kJ	167	ARG	Sidechain
1	kJ	169	TYR	Sidechain
1	kJ	171	THR	Mainchain
1	kJ	18	ARG	Sidechain
1	kJ	188	THR	Peptide
1	kJ	82	ARG	Sidechain
1	kK	100	ARG	Sidechain
1	kK	132	ARG	Sidechain
1	kK	167	ARG	Sidechain
1	kK	169	TYR	Sidechain
1	kK	82	ARG	Sidechain
1	kK	87	HIS	Sidechain
1	kL	16	SER	Peptide
1	kL	173	ARG	Sidechain
1	kL	4	GLN	Sidechain
1	kM	169	TYR	Sidechain
1	kM	173	ARG	Sidechain
1	kN	120	HIS	Sidechain
1	kO	12	HIS	Sidechain
1	kO	143	ARG	Sidechain

Continued on next page...

Continued from previous page...

Mol	Chain	Res	Type	Group
1	kO	62	HIS	Sidechain
1	kO	82	ARG	Sidechain
1	kP	100	ARG	Sidechain
1	kP	121	ASN	Peptide
1	kP	143	ARG	Sidechain
1	kP	145	TYR	Sidechain
1	kP	154	ARG	Sidechain
1	kP	169	TYR	Sidechain
1	kP	206	GLY	Peptide
1	kP	226	HIS	Sidechain
1	kP	94	GLY	Peptide
1	kQ	100	ARG	Sidechain
1	kQ	143	ARG	Sidechain
1	kQ	161	PHE	Sidechain
1	kQ	169	TYR	Sidechain
1	kQ	82	ARG	Sidechain
1	kR	120	HIS	Sidechain
1	kR	121	ASN	Peptide
1	kR	130	TYR	Sidechain
1	kR	143	ARG	Sidechain
1	kR	168	PHE	Sidechain
1	kR	226	HIS	Sidechain
1	kR	60	GLY	Peptide
1	kR	84	HIS	Sidechain
1	kS	124	ILE	Peptide
1	kS	154	ARG	Sidechain
1	kS	156	GLY	Peptide
1	kS	223	GLY	Peptide
1	kT	100	ARG	Sidechain
1	kT	143	ARG	Sidechain
1	kT	167	ARG	Sidechain
1	kT	169	TYR	Sidechain
1	kT	40	PHE	Sidechain
1	kU	100	ARG	Sidechain
1	kU	121	ASN	Peptide
1	kU	132	ARG	Sidechain
1	kU	145	TYR	Sidechain
1	kU	164	TYR	Sidechain
1	kU	167	ARG	Sidechain
1	kU	173	ARG	Sidechain
1	kU	212	GLU	Sidechain
1	kV	145	TYR	Sidechain

Continued on next page...

Continued from previous page...

Mol	Chain	Res	Type	Group
1	kV	167	ARG	Sidechain
1	kV	18	ARG	Sidechain
1	kV	84	HIS	Peptide
1	kV	97	ARG	Sidechain
1	kW	100	ARG	Sidechain
1	kW	123	PRO	Peptide
1	kW	132	ARG	Sidechain
1	kW	145	TYR	Sidechain
1	kW	162	ARG	Sidechain
1	kW	164	TYR	Sidechain
1	kW	173	ARG	Sidechain
1	kW	82	ARG	Sidechain
1	kX	120	HIS	Sidechain
1	kX	132	ARG	Sidechain
1	kX	169	TYR	Sidechain
1	kX	229	ARG	Sidechain
1	kX	82	ARG	Sidechain
1	kX	87	HIS	Sidechain
1	kY	120	HIS	Sidechain
1	kY	130	TYR	Sidechain
1	kY	132	ARG	Sidechain
1	kY	145	TYR	Sidechain
1	kY	32	PHE	Sidechain
1	kZ	145	TYR	Sidechain
1	kZ	164	TYR	Sidechain
1	kZ	169	TYR	Sidechain
1	kZ	32	PHE	Sidechain
1	kZ	84	HIS	Sidechain
1	ka	100	ARG	Sidechain
1	ka	143	ARG	Sidechain
1	ka	154	ARG	Sidechain
1	ka	162	ARG	Sidechain
1	ka	164	TYR	Sidechain
1	ka	167	ARG	Sidechain
1	ka	18	ARG	Sidechain
1	ka	191	VAL	Peptide
1	ka	82	ARG	Sidechain
1	kb	100	ARG	Sidechain
1	kb	121	ASN	Peptide
1	kb	132	ARG	Sidechain
1	kb	143	ARG	Sidechain
1	kb	162	ARG	Sidechain

Continued on next page...

Continued from previous page...

Mol	Chain	Res	Type	Group
1	kb	164	TYR	Sidechain
1	kb	169	TYR	Sidechain
1	kb	173	ARG	Sidechain
1	kb	40	PHE	Sidechain
1	kc	100	ARG	Sidechain
1	kc	124	ILE	Peptide
1	kc	145	TYR	Sidechain
1	kc	154	ARG	Sidechain
1	kc	162	ARG	Sidechain
1	kc	18	ARG	Sidechain
1	kc	97	ARG	Sidechain
1	kd	167	ARG	Sidechain
1	kd	169	TYR	Sidechain
1	kd	82	ARG	Sidechain
1	ke	124	ILE	Peptide
1	kf	121	ASN	Peptide
1	kf	40	PHE	Sidechain
1	kf	82	ARG	Sidechain
1	kg	143	ARG	Sidechain
1	kg	164	TYR	Sidechain
1	kh	100	ARG	Sidechain
1	kh	121	ASN	Peptide
1	kh	169	TYR	Sidechain
1	kh	179	GLN	Mainchain
1	kh	206	GLY	Peptide
1	kh	73	ILE	Mainchain
1	kh	84	HIS	Sidechain
1	ki	132	ARG	Sidechain
1	ki	143	ARG	Sidechain
1	ki	167	ARG	Sidechain
1	ki	229	ARG	Sidechain
1	ki	32	PHE	Sidechain
1	ki	65	ALA	Mainchain
1	ki	97	ARG	Sidechain
1	kj	143	ARG	Sidechain
1	kj	145	TYR	Sidechain
1	kj	164	TYR	Sidechain
1	kj	226	HIS	Sidechain
1	kk	143	ARG	Sidechain
1	kk	154	ARG	Sidechain
1	kk	162	ARG	Sidechain
1	kk	164	TYR	Sidechain

Continued on next page...

Continued from previous page...

Mol	Chain	Res	Type	Group
1	kk	169	TYR	Sidechain
1	kk	173	ARG	Sidechain
1	kl	130	TYR	Sidechain
1	kl	145	TYR	Sidechain
1	kl	162	ARG	Sidechain
1	km	100	ARG	Sidechain
1	km	132	ARG	Sidechain
1	km	169	TYR	Sidechain
1	km	25	LYS	Peptide
1	kn	100	ARG	Sidechain
1	kn	130	TYR	Sidechain
1	kn	145	TYR	Sidechain
1	kn	154	ARG	Sidechain
1	kn	229	ARG	Sidechain
1	kn	82	ARG	Sidechain
1	ko	132	ARG	Sidechain
1	ko	143	ARG	Sidechain
1	ko	162	ARG	Sidechain
1	ko	164	TYR	Sidechain
1	ko	169	TYR	Sidechain
1	ko	179	GLN	Mainchain
1	ko	18	ARG	Sidechain
1	ko	32	PHE	Mainchain,Sidechain
1	ko	62	HIS	Sidechain
1	kp	120	HIS	Sidechain
1	kp	132	ARG	Sidechain
1	kp	143	ARG	Sidechain
1	kp	169	TYR	Sidechain
1	kp	173	ARG	Sidechain
1	kp	84	HIS	Sidechain
1	kq	143	ARG	Sidechain
1	kq	164	TYR	Sidechain
1	kq	167	ARG	Sidechain
1	kq	18	ARG	Sidechain
1	kr	132	ARG	Sidechain
1	kr	145	TYR	Sidechain
1	kr	154	ARG	Sidechain
1	kr	162	ARG	Sidechain
1	kr	167	ARG	Sidechain
1	kr	169	TYR	Sidechain
1	kr	87	HIS	Sidechain
1	ks	143	ARG	Sidechain

Continued on next page...

Continued from previous page...

Mol	Chain	Res	Type	Group
1	ks	154	ARG	Sidechain
1	ks	169	TYR	Sidechain
1	ks	18	ARG	Sidechain
1	kt	100	ARG	Sidechain
1	kt	143	ARG	Sidechain
1	kt	169	TYR	Sidechain
1	kt	18	ARG	Sidechain
1	kt	226	HIS	Sidechain
1	kt	40	PHE	Sidechain
1	ku	105	ALA	Peptide
1	ku	130	TYR	Sidechain
1	ku	154	ARG	Sidechain
1	ku	162	ARG	Sidechain
1	ku	82	ARG	Sidechain
1	ku	84	HIS	Sidechain
1	121	ASN	Peptide	
1	kv	142	VAL	Mainchain
1	kv	143	ARG	Sidechain
1	kv	145	TYR	Sidechain
1	kv	154	ARG	Sidechain
1	kv	162	ARG	Sidechain
1	kv	32	PHE	Sidechain
1	kv	87	HIS	Sidechain
1	kv	9	GLN	Peptide
1	kw	130	TYR	Sidechain
1	kw	143	ARG	Sidechain
1	kw	154	ARG	Sidechain
1	kw	97	ARG	Sidechain
1	kx	100	ARG	Sidechain
1	kx	143	ARG	Sidechain
1	kx	145	TYR	Sidechain
1	kx	161	PHE	Sidechain
1	kx	162	ARG	Sidechain
1	kx	167	ARG	Sidechain
1	kx	173	ARG	Sidechain
1	kx	18	ARG	Sidechain
1	kx	4	GLN	Mainchain
1	ky	130	TYR	Sidechain
1	ky	154	ARG	Sidechain
1	ky	161	PHE	Sidechain
1	ky	162	ARG	Sidechain
1	ky	169	TYR	Sidechain

Continued on next page...

Continued from previous page...

Mol	Chain	Res	Type	Group
1	ky	173	ARG	Sidechain
1	ky	32	PHE	Sidechain
1	ky	82	ARG	Sidechain
1	ky	87	HIS	Sidechain
1	kz	145	TYR	Sidechain
1	kz	162	ARG	Sidechain
1	kz	164	TYR	Sidechain
1	kz	82	ARG	Sidechain
1	kz	84	HIS	Sidechain
1	l	132	ARG	Sidechain
1	l	145	TYR	Sidechain
1	l	169	TYR	Sidechain
1	l	82	ARG	Sidechain
1	l	84	HIS	Sidechain
1	10	130	TYR	Sidechain
1	10	132	ARG	Sidechain
1	10	145	TYR	Sidechain
1	10	154	ARG	Sidechain
1	10	164	TYR	Sidechain
1	10	168	PHE	Sidechain
1	10	173	ARG	Sidechain
1	10	226	HIS	Sidechain
1	10	62	HIS	Sidechain
1	10	97	ARG	Sidechain
1	11	130	TYR	Sidechain
1	11	173	ARG	Sidechain
1	11	229	ARG	Sidechain
1	11	82	ARG	Sidechain
1	12	130	TYR	Sidechain
1	12	132	ARG	Sidechain
1	12	143	ARG	Sidechain
1	12	145	TYR	Sidechain
1	12	162	ARG	Sidechain
1	13	12	HIS	Sidechain
1	13	124	ILE	Peptide
1	13	143	ARG	Sidechain
1	13	164	TYR	Sidechain
1	13	40	PHE	Sidechain
1	13	62	HIS	Sidechain
1	14	100	ARG	Sidechain
1	14	84	HIS	Sidechain
1	14	87	HIS	Sidechain

Continued on next page...

Continued from previous page...

Mol	Chain	Res	Type	Group
1	15	130	TYR	Sidechain
1	15	162	ARG	Sidechain
1	15	167	ARG	Sidechain
1	15	18	ARG	Sidechain
1	15	229	ARG	Sidechain
1	16	34	PRO	Peptide
1	16	97	ARG	Sidechain
1	17	12	HIS	Sidechain
1	17	121	ASN	Peptide
1	17	130	TYR	Sidechain
1	17	143	ARG	Sidechain
1	17	168	PHE	Sidechain
1	17	169	TYR	Sidechain
1	17	18	ARG	Sidechain
1	17	219	GLN	Peptide
1	18	12	HIS	Sidechain
1	18	130	TYR	Sidechain
1	18	143	ARG	Sidechain
1	18	164	TYR	Sidechain
1	18	167	ARG	Sidechain
1	18	169	TYR	Sidechain
1	18	229	ARG	Sidechain
1	18	82	ARG	Sidechain
1	19	100	ARG	Sidechain
1	19	121	ASN	Peptide
1	19	73	ILE	Mainchain
1	19	82	ARG	Sidechain
1	1A	120	HIS	Sidechain
1	1A	121	ASN	Peptide
1	1A	162	ARG	Sidechain
1	1A	169	TYR	Sidechain
1	1B	120	HIS	Sidechain
1	1B	121	ASN	Peptide
1	1B	132	ARG	Sidechain
1	1B	145	TYR	Sidechain
1	1B	169	TYR	Sidechain
1	1B	32	PHE	Sidechain
1	1B	97	ARG	Sidechain
1	1C	161	PHE	Sidechain
1	1C	164	TYR	Sidechain
1	1C	173	ARG	Sidechain
1	1C	182	LYS	Mainchain

Continued on next page...

Continued from previous page...

Mol	Chain	Res	Type	Group
1	1C	82	ARG	Sidechain
1	1D	100	ARG	Sidechain
1	1D	164	TYR	Sidechain
1	1D	173	ARG	Sidechain
1	1E	130	TYR	Sidechain
1	1E	167	ARG	Sidechain
1	1E	173	ARG	Sidechain
1	1E	82	ARG	Sidechain
1	1F	100	ARG	Sidechain
1	1F	145	TYR	Sidechain
1	1F	162	ARG	Sidechain
1	1F	167	ARG	Sidechain
1	1F	173	ARG	Sidechain
1	1F	230	VAL	Peptide
1	1F	32	PHE	Sidechain
1	1G	119	THR	Peptide
1	1G	143	ARG	Sidechain
1	1G	145	TYR	Sidechain
1	1G	169	TYR	Sidechain
1	1G	229	ARG	Sidechain
1	1G	40	PHE	Sidechain
1	1H	100	ARG	Sidechain
1	1H	109	SER	Peptide
1	1H	130	TYR	Sidechain
1	1H	132	ARG	Sidechain
1	1H	154	ARG	Sidechain
1	1H	155	GLN	Peptide
1	1H	167	ARG	Sidechain
1	1H	173	ARG	Sidechain
1	1H	229	ARG	Sidechain
1	1H	40	PHE	Sidechain
1	1H	94	GLY	Mainchain
1	1I	130	TYR	Sidechain
1	1I	154	ARG	Sidechain
1	1I	162	ARG	Sidechain
1	1I	167	ARG	Sidechain
1	1I	173	ARG	Sidechain
1	1J	100	ARG	Sidechain
1	1J	132	ARG	Sidechain
1	1J	145	TYR	Sidechain
1	1J	167	ARG	Sidechain
1	1K	164	TYR	Sidechain

Continued on next page...

Continued from previous page...

Mol	Chain	Res	Type	Group
1	IK	168	PHE	Sidechain
1	IK	18	ARG	Sidechain
1	IK	84	HIS	Sidechain
1	IK	97	ARG	Sidechain
1	IL	100	ARG	Sidechain
1	IL	130	TYR	Sidechain
1	IL	164	TYR	Sidechain
1	IL	61	GLY	Peptide
1	IL	97	ARG	Sidechain
1	IM	121	ASN	Peptide
1	IM	130	TYR	Sidechain
1	IM	143	ARG	Sidechain
1	IM	145	TYR	Sidechain
1	IM	168	PHE	Sidechain
1	IM	18	ARG	Sidechain
1	IM	226	HIS	Sidechain
1	IM	229	ARG	Sidechain
1	IN	12	HIS	Sidechain
1	IN	145	TYR	Sidechain
1	IN	154	ARG	Sidechain
1	IN	173	ARG	Sidechain
1	IN	229	ARG	Sidechain
1	IN	84	HIS	Sidechain
1	IO	12	HIS	Sidechain
1	IO	121	ASN	Peptide
1	IO	145	TYR	Sidechain
1	IO	162	ARG	Sidechain
1	IO	167	ARG	Sidechain
1	IO	173	ARG	Sidechain
1	IP	100	ARG	Sidechain
1	IP	120	HIS	Sidechain
1	IP	130	TYR	Sidechain
1	IP	167	ARG	Sidechain
1	IP	97	ARG	Sidechain
1	IQ	100	ARG	Sidechain
1	IQ	130	TYR	Sidechain
1	IQ	145	TYR	Sidechain
1	IQ	167	ARG	Sidechain
1	IQ	169	TYR	Sidechain
1	IQ	84	HIS	Sidechain
1	IR	143	ARG	Sidechain
1	IR	229	ARG	Sidechain

Continued on next page...

Continued from previous page...

Mol	Chain	Res	Type	Group
1	la	130	TYR	Sidechain
1	la	143	ARG	Sidechain
1	la	164	TYR	Sidechain
1	la	165	VAL	Mainchain
1	la	167	ARG	Sidechain
1	la	169	TYR	Sidechain
1	la	226	HIS	Sidechain
1	la	227	LYS	Peptide
1	la	40	PHE	Sidechain
1	lb	154	ARG	Sidechain
1	lb	162	ARG	Sidechain
1	lb	168	PHE	Sidechain
1	lb	169	TYR	Sidechain
1	lb	84	HIS	Sidechain
1	lc	145	TYR	Sidechain
1	lc	226	HIS	Sidechain
1	ld	167	ARG	Sidechain
1	ld	173	ARG	Sidechain
1	ld	82	ARG	Sidechain
1	ld	84	HIS	Sidechain
1	le	121	ASN	Peptide
1	le	124	ILE	Peptide
1	le	14	ALA	Peptide
1	le	161	PHE	Sidechain
1	le	169	TYR	Sidechain
1	lf	120	HIS	Sidechain
1	lf	132	ARG	Sidechain
1	lf	145	TYR	Sidechain
1	lf	169	TYR	Sidechain
1	lf	18	ARG	Sidechain
1	lf	33	SER	Peptide
1	lf	84	HIS	Sidechain,Peptide
1	lf	97	ARG	Sidechain
1	lf	99	PRO	Peptide
1	lg	169	TYR	Sidechain
1	lh	100	ARG	Sidechain
1	lh	124	ILE	Peptide
1	lh	162	ARG	Sidechain
1	lh	167	ARG	Sidechain
1	lh	97	ARG	Sidechain
1	li	143	ARG	Sidechain
1	li	161	PHE	Sidechain

Continued on next page...

Continued from previous page...

Mol	Chain	Res	Type	Group
1	li	164	TYR	Sidechain
1	li	173	ARG	Sidechain
1	li	18	ARG	Sidechain
1	li	229	ARG	Sidechain
1	lj	10	MET	Peptide
1	lj	120	HIS	Sidechain
1	lj	143	ARG	Sidechain
1	lj	162	ARG	Sidechain
1	lj	164	TYR	Sidechain
1	lj	167	ARG	Sidechain
1	lj	169	TYR	Sidechain
1	lk	167	ARG	Sidechain
1	lk	169	TYR	Sidechain
1	lk	173	ARG	Sidechain
1	lk	18	ARG	Sidechain
1	lk	30	LYS	Mainchain
1	ll	100	ARG	Sidechain
1	ll	164	TYR	Sidechain
1	ll	167	ARG	Sidechain
1	ll	169	TYR	Sidechain
1	ll	173	ARG	Sidechain
1	ll	18	ARG	Sidechain
1	ll	84	HIS	Sidechain
1	ll	89	GLY	Peptide
1	ll	99	PRO	Peptide
1	ln	145	TYR	Sidechain
1	ln	154	ARG	Sidechain
1	ln	169	TYR	Sidechain
1	ln	173	ARG	Sidechain
1	ln	229	ARG	Sidechain
1	lo	100	ARG	Sidechain
1	lo	130	TYR	Sidechain
1	lo	161	PHE	Sidechain
1	lo	162	ARG	Sidechain
1	lo	167	ARG	Sidechain
1	lo	18	ARG	Sidechain
1	lo	32	PHE	Sidechain
1	lo	82	ARG	Sidechain
1	lp	100	ARG	Sidechain
1	lp	121	ASN	Peptide
1	lp	143	ARG	Sidechain
1	lp	167	ARG	Sidechain

Continued on next page...

Continued from previous page...

Mol	Chain	Res	Type	Group
1	lp	173	ARG	Sidechain
1	lp	229	ARG	Sidechain
1	lp	40	PHE	Sidechain
1	lq	145	TYR	Sidechain
1	lq	154	ARG	Sidechain
1	lq	164	TYR	Sidechain
1	lq	167	ARG	Sidechain
1	lq	169	TYR	Sidechain
1	lq	32	PHE	Sidechain
1	lr	121	ASN	Peptide
1	lr	132	ARG	Sidechain
1	lr	143	ARG	Sidechain
1	lr	162	ARG	Sidechain
1	lr	164	TYR	Sidechain
1	lr	169	TYR	Sidechain
1	lr	173	ARG	Sidechain
1	lr	65	ALA	Mainchain
1	ls	100	ARG	Sidechain
1	ls	143	ARG	Sidechain
1	ls	164	TYR	Sidechain
1	ls	169	TYR	Sidechain
1	ls	229	ARG	Sidechain
1	lt	132	ARG	Sidechain
1	lt	160	PRO	Mainchain
1	lt	162	ARG	Sidechain
1	lt	164	TYR	Sidechain
1	lt	168	PHE	Sidechain
1	lt	82	ARG	Sidechain
1	lu	100	ARG	Sidechain
1	lu	143	ARG	Sidechain
1	lu	162	ARG	Sidechain
1	lu	169	TYR	Sidechain
1	lu	229	ARG	Sidechain
1	lv	121	ASN	Peptide
1	lv	132	ARG	Sidechain
1	lv	169	TYR	Sidechain
1	lv	173	ARG	Sidechain
1	lv	18	ARG	Sidechain
1	lv	41	SER	Mainchain
1	lw	100	ARG	Sidechain
1	lw	145	TYR	Sidechain
1	lx	130	TYR	Sidechain

Continued on next page...

Continued from previous page...

Mol	Chain	Res	Type	Group
1	lx	145	TYR	Sidechain
1	lx	154	ARG	Sidechain
1	lx	84	HIS	Sidechain
1	ly	130	TYR	Sidechain
1	ly	143	ARG	Sidechain
1	ly	167	ARG	Sidechain
1	ly	193	ASN	Peptide
1	ly	82	ARG	Sidechain
1	ly	84	HIS	Sidechain
1	lz	130	TYR	Sidechain
1	lz	132	ARG	Sidechain
1	lz	143	ARG	Sidechain
1	lz	162	ARG	Sidechain
1	lz	167	ARG	Mainchain
1	lz	18	ARG	Sidechain
1	lz	62	HIS	Sidechain
1	m	100	ARG	Sidechain
1	m	130	TYR	Sidechain
1	m	154	ARG	Sidechain
1	m	162	ARG	Sidechain
1	m	18	ARG	Sidechain
1	n	130	TYR	Sidechain
1	n	143	ARG	Sidechain
1	n	154	ARG	Sidechain
1	n	161	PHE	Sidechain
1	n	162	ARG	Sidechain
1	n	173	ARG	Sidechain
1	n	18	ARG	Sidechain
1	n	84	HIS	Sidechain
1	n	97	ARG	Sidechain
1	o	100	ARG	Sidechain
1	o	130	TYR	Sidechain
1	o	154	ARG	Sidechain
1	o	229	ARG	Sidechain
1	o	82	ARG	Sidechain
1	p	100	ARG	Sidechain
1	p	173	ARG	Sidechain
1	q	100	ARG	Sidechain
1	q	130	TYR	Sidechain
1	q	132	ARG	Sidechain
1	q	162	ARG	Sidechain
1	q	168	PHE	Sidechain

Continued on next page...

Continued from previous page...

Mol	Chain	Res	Type	Group
1	q	62	HIS	Sidechain
1	r	130	TYR	Sidechain
1	r	143	ARG	Sidechain
1	r	161	PHE	Sidechain
1	r	167	ARG	Sidechain
1	r	169	TYR	Sidechain
1	r	18	ARG	Sidechain
1	r	229	ARG	Sidechain
1	s	132	ARG	Sidechain
1	s	154	ARG	Sidechain
1	t	120	HIS	Sidechain
1	t	121	ASN	Peptide
1	t	124	ILE	Peptide
1	t	130	TYR	Sidechain
1	t	168	PHE	Mainchain
1	t	173	ARG	Sidechain
1	u	132	ARG	Sidechain
1	v	100	ARG	Sidechain
1	v	124	ILE	Peptide
1	v	145	TYR	Sidechain
1	v	169	TYR	Sidechain
1	v	29	GLU	Peptide
1	v	48	THR	Peptide
1	w	143	ARG	Sidechain
1	w	145	TYR	Sidechain
1	w	169	TYR	Sidechain
1	w	18	ARG	Sidechain
1	w	226	HIS	Sidechain
1	x	130	TYR	Sidechain
1	x	142	VAL	Mainchain
1	x	162	ARG	Sidechain
1	x	229	ARG	Sidechain
1	x	84	HIS	Sidechain
1	y	120	HIS	Sidechain
1	z	132	ARG	Sidechain
1	z	143	ARG	Sidechain
1	z	161	PHE	Sidechain
1	z	229	ARG	Sidechain
1	z	40	PHE	Sidechain
1	z	62	HIS	Sidechain

5.2 Too-close contacts [i](#)

Due to software issues we are unable to calculate clashes - this section is therefore empty.

5.3 Torsion angles [i](#)

5.3.1 Protein backbone [i](#)

There are no protein backbone outliers to report in this entry.

5.3.2 Protein sidechains [i](#)

There are no protein residues with a non-rotameric sidechain to report in this entry.

5.3.3 RNA [i](#)

There are no RNA molecules in this entry.

5.4 Non-standard residues in protein, DNA, RNA chains [i](#)

There are no non-standard protein/DNA/RNA residues in this entry.

5.5 Carbohydrates [i](#)

There are no monosaccharides in this entry.

5.6 Ligand geometry [i](#)

There are no ligands in this entry.

5.7 Other polymers [i](#)

There are no such residues in this entry.

5.8 Polymer linkage issues [i](#)

There are no chain breaks in this entry.

6 Tomogram visualisation

This section contains visualisations of the EMDB entry EMD-5639. These allow visual inspection of the internal detail of the tomogram and identification of artifacts.

6.1 Orthogonal projections

This section was not generated.

6.2 Central slices

This section was not generated.

6.3 Largest variance slices

This section was not generated.

6.4 Mask visualisation

This section was not generated. No masks/segmentation were deposited.

7 Tomogram analysis

This section contains the results of statistical analysis of the tomogram.

7.1 Map-value distribution

This section was not generated.

8 Map-model fit

This section was not generated.