



## wwPDB EM Validation Summary Report ⓘ

Dec 14, 2022 – 07:14 AM EST

PDB ID : 3J3Q  
EMDB ID : EMD-5639  
Title : Atomic-level structure of the entire HIV-1 capsid  
Authors : Perilla, J.R.; Zhao, G.; Zhang, P.; Schulten, K.J.  
Deposited on : 2013-04-12  
Resolution : Not provided  
Based on initial model : 3J34

This is a wwPDB EM Validation Summary Report for a publicly released PDB entry.

We welcome your comments at [validation@mail.wwpdb.org](mailto:validation@mail.wwpdb.org)

A user guide is available at

<https://www.wwpdb.org/validation/2017/EMValidationReportHelp>

with specific help available everywhere you see the ⓘ symbol.

The types of validation reports are described at

<http://www.wwpdb.org/validation/2017/FAQs#types>.

---

The following versions of software and data (see [references ⓘ](#)) were used in the production of this report:

EMDB validation analysis : 0.0.1.dev43  
MolProbity : 4.02b-467  
Percentile statistics : 20191225.v01 (using entries in the PDB archive December 25th 2019)  
MapQ : **FAILED**  
Ideal geometry (proteins) : Engh & Huber (2001)  
Ideal geometry (DNA, RNA) : Parkinson et al. (1996)  
Validation Pipeline (wwPDB-VP) : 2.31.2

# 1 Overall quality at a glance

The following experimental techniques were used to determine the structure:

*ELECTRON MICROSCOPY*

The reported resolution of this entry is unknown.











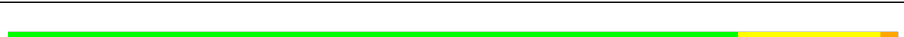














There are no overall percentile quality scores available for this entry.

The table below summarises the geometric issues observed across the polymeric chains and their fit to the map. The red, orange, yellow and green segments of the bar indicate the fraction of residues that contain outliers for  $\geq 3$ , 2, 1 and 0 types of geometric quality criteria respectively. A grey segment represents the fraction of residues that are not modelled. The numeric value for each fraction is indicated below the corresponding segment, with a dot representing fractions  $\leq 5\%$

Mol	Chain	Length	Quality of chain	
1	0	231	78%	20% .
1	1	231	83%	17%
1	10	231	82%	17% .
1	11	231	84%	15% .
1	12	231	83%	16% .
1	13	231	84%	13% .
1	14	231	81%	16% .
1	15	231	81%	19% .
1	16	231	81%	17% .
1	17	231	84%	15% .
1	18	231	81%	19% .
1	19	231	81%	19% .
1	1A	231	81%	18% .
1	1B	231	84%	14% .
1	1C	231	80%	20%
1	1D	231	82%	16% .
1	1E	231	86%	13% .

*Continued on next page...*

Continued from previous page...

Mol	Chain	Length	Quality of chain
1	1F	231	 82% 16%
1	1G	231	 81% 17%
1	1H	231	 79% 19%
1	1I	231	 84% 16%
1	1J	231	 79% 21%
1	1K	231	 81% 17%
1	1L	231	 85% 14%
1	1M	231	 77% 20%
1	1N	231	 84% 15%
1	1O	231	 82% 17%
1	1P	231	 82% 16%
1	1Q	231	 84% 15%
1	1R	231	 81% 16%
1	1S	231	 81% 17%
1	1T	231	 86% 12%
1	1U	231	 84% 14%
1	1V	231	 78% 20%
1	1W	231	 84% 15%
1	1X	231	 82% 16%
1	1Y	231	 78% 21%
1	1Z	231	 84% 16%
1	1a	231	 83% 16%
1	1b	231	 84% 15%
1	1c	231	 81% 17%
1	1d	231	 78% 19%


























Continued on next page...

Continued from previous page...

Mol	Chain	Length	Quality of chain	
1	1e	231	81%	19%
1	1f	231	80%	19%
1	1g	231	82%	17%
1	1h	231	79%	19%
1	1i	231	84%	15%
1	1j	231	82%	16%
1	1k	231	83%	16%
1	1l	231	82%	17%
1	1m	231	82%	16%
1	1n	231	84%	15%
1	1o	231	80%	16%
1	1p	231	84%	16%
1	1q	231	84%	15%
1	1r	231	79%	19%
1	1s	231	84%	16%
1	1t	231	86%	13%
1	1u	231	84%	16%
1	1v	231	84%	15%
1	1w	231	83%	16%
1	1x	231	82%	17%
1	1y	231	82%	16%
1	1z	231	80%	19%
1	2	231	82%	17%
1	20	231	83%	16%
1	21	231	81%	16%











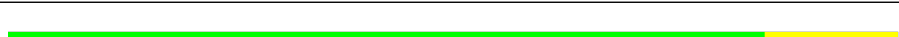














Continued on next page...

Continued from previous page...

Mol	Chain	Length	Quality of chain
1	22	231	 76% 22%
1	23	231	 78% 20%
1	24	231	 81% 18%
1	25	231	 81% 18%
1	26	231	 81% 16%
1	27	231	 85% 14%
1	28	231	 81% 19%
1	29	231	 82% 16%
1	2A	231	 82% 16%
1	2B	231	 83% 16%
1	2C	231	 79% 19%
1	2D	231	 83% 15%
1	2E	231	 82% 16%
1	2F	231	 82% 17%
1	2G	231	 78% 19%
1	2H	231	 83% 16%
1	2I	231	 83% 15%
1	2J	231	 84% 15%
1	2K	231	 81% 17%
1	2L	231	 84% 16%
1	2M	231	 85% 13%
1	2N	231	 86% 12%
1	2O	231	 83% 17%
1	2P	231	 85% 14%
1	2Q	231	 81% 18%


























Continued on next page...

*Continued from previous page...*

Mol	Chain	Length	Quality of chain
1	2R	231	 83% 15%
1	2S	231	 78% 21%
1	2T	231	 82% 16%
1	2U	231	 81% 15%
1	2V	231	 84% 15%
1	2W	231	 82% 16%
1	2X	231	 81% 18%
1	2Y	231	 81% 17%
1	2Z	231	 80% 17%
1	2a	231	 82% 17%
1	2b	231	 85% 15%
1	2c	231	 79% 19%
1	2d	231	 86% 12%
1	2e	231	 81% 18%
1	2f	231	 83% 16%
1	2g	231	 82% 17%
1	2h	231	 83% 15%
1	2i	231	 83% 16%
1	2j	231	 81% 17%
1	2k	231	 80% 19%
1	2l	231	 79% 18%
1	2m	231	 79% 19%
1	2n	231	 84% 15%
1	2o	231	 81% 16%
1	2p	231	 81% 18%


























*Continued on next page...*

*Continued from previous page...*

Mol	Chain	Length	Quality of chain
1	2q	231	 84% 15%
1	2r	231	 81% 18%
1	2s	231	 81% 18%
1	2t	231	 80% 18%
1	2u	231	 84% 16%
1	2v	231	 83% 15%
1	2w	231	 81% 18%
1	2x	231	 80% 19%
1	2y	231	 78% 21%
1	2z	231	 80% 18%
1	3	231	 84% 14%
1	30	231	 84% 15%
1	31	231	 82% 16%
1	32	231	 83% 15%
1	33	231	 82% 16%
1	34	231	 84% 15%
1	35	231	 80% 18%
1	36	231	 82% 17%
1	37	231	 85% 13%
1	38	231	 81% 16%
1	39	231	 81% 19%
1	3A	231	 80% 20%
1	3B	231	 82% 16%
1	3C	231	 84% 16%
1	3D	231	 83% 16%

*Continued on next page...*


























Continued from previous page...

Mol	Chain	Length	Quality of chain
1	3E	231	 84% 16%
1	3F	231	 81% 18%
1	3G	231	 78% 20%
1	3H	231	 81% 17%
1	3I	231	 83% 16%
1	3J	231	 81% 18%
1	3K	231	 82% 18%
1	3L	231	 77% 22%
1	3M	231	 78% 20%
1	3N	231	 82% 16%
1	3O	231	 78% 19%
1	3P	231	 82% 16%
1	3Q	231	 81% 16%
1	3R	231	 82% 16%
1	3S	231	 81% 17%
1	3T	231	 84% 13%
1	3U	231	 84% 14%
1	3V	231	 81% 18%
1	3W	231	 77% 20%
1	3X	231	 77% 21%
1	3Y	231	 83% 15%
1	3Z	231	 82% 16%
1	3a	231	 80% 18%
1	3b	231	 81% 17%
1	3c	231	 82% 16%

Continued on next page...




























*Continued from previous page...*

Mol	Chain	Length	Quality of chain
1	3d	231	 81% 16%
1	3e	231	 79% 19%
1	3f	231	 80% 19%
1	3g	231	 83% 16%
1	3h	231	 84% 15%
1	3i	231	 85% 13%
1	3j	231	 81% 18%
1	3k	231	 80% 19%
1	3l	231	 80% 19%
1	3m	231	 86% 12%
1	3n	231	 83% 16%
1	3o	231	 82% 16%
1	3p	231	 80% 19%
1	3q	231	 80% 19%
1	3r	231	 87% 11%
1	3s	231	 84% 13%
1	3t	231	 85% 13%
1	3u	231	 83% 15%
1	3v	231	 80% 19%
1	3w	231	 84% 14%
1	3x	231	 86% 14%
1	3y	231	 80% 18%
1	3z	231	 83% 16%
1	4	231	 84% 15%
1	40	231	 84% 14%

*Continued on next page...*

*Continued from previous page...*

Mol	Chain	Length	Quality of chain
1	41	231	 84% 16%
1	42	231	 84% 13% .
1	43	231	 81% 18% .
1	44	231	 79% 20% .
1	45	231	 83% 17%
1	46	231	 80% 18% .
1	47	231	 85% 12% .
1	48	231	 81% 18%
1	49	231	 84% 15% .
1	4A	231	 84% 14% .
1	4B	231	 84% 16%
1	4C	231	 86% 13% .
1	4D	231	 82% 16% .
1	4E	231	 80% 19% .
1	4F	231	 81% 18% .
1	4G	231	 81% 17% .
1	4H	231	 87% 13%
1	4I	231	 84% 14% .
1	4J	231	 79% 19% .
1	4K	231	 82% 16% .
1	4L	231	 84% 15% .
1	4M	231	 82% 17% .
1	4N	231	 82% 16% .
1	4O	231	 84% 15% .
1	4P	231	 83% 16% .


























*Continued on next page...*

Continued from previous page...

Mol	Chain	Length	Quality of chain	
1	4Q	231	82%	17%
1	4R	231	81%	16%
1	4S	231	81%	16%
1	4T	231	84%	15%
1	4U	231	80%	19%
1	4V	231	85%	14%
1	4W	231	83%	16%
1	4X	231	81%	17%
1	4Y	231	79%	19%
1	4Z	231	83%	16%
1	4a	231	82%	15%
1	4b	231	77%	22%
1	4c	231	80%	18%
1	4d	231	83%	15%
1	4e	231	84%	15%
1	4f	231	83%	17%
1	4g	231	82%	16%
1	4h	231	78%	22%
1	4i	231	81%	17%
1	4j	231	82%	18%
1	4k	231	81%	17%
1	4l	231	82%	17%
1	4m	231	81%	19%
1	4n	231	84%	15%
1	4o	231	82%	14%


























Continued on next page...

*Continued from previous page...*

Mol	Chain	Length	Quality of chain
1	4p	231	 81% 18% .
1	4q	231	 80% 19% .
1	4r	231	 81% 18% .
1	4s	231	 83% 16% .
1	4t	231	 82% 17% .
1	4u	231	 81% 17% .
1	4v	231	 83% 16% .
1	4w	231	 80% 18% .
1	4x	231	 81% 18% .
1	4y	231	 83% 16% .
1	4z	231	 81% 16% .
1	5	231	 82% 13% 5%
1	50	231	 83% 15% .
1	51	231	 82% 17% .
1	52	231	 84% 15% .
1	53	231	 84% 16%
1	54	231	 82% 16% .
1	55	231	 80% 18% .
1	56	231	 85% 13% .
1	57	231	 81% 16% .
1	58	231	 80% 19% .
1	59	231	 83% 15% .
1	5A	231	 81% 16% .
1	5B	231	 88% 11%
1	5C	231	 82% 17% .

*Continued on next page...*

*Continued from previous page...*

Mol	Chain	Length	Quality of chain
1	5D	231	 80% 19%
1	5E	231	 82% 17%
1	5F	231	 85% 13%
1	5G	231	 84% 16%
1	5H	231	 82% 15%
1	5I	231	 84% 15%
1	5J	231	 81% 17%
1	5K	231	 83% 17%
1	5L	231	 80% 19%
1	5M	231	 83% 16%
1	5N	231	 83% 17%
1	5O	231	 85% 13%
1	5P	231	 87% 12%
1	5Q	231	 81% 17%
1	5R	231	 80% 19%
1	5S	231	 81% 18%
1	5T	231	 83% 16%
1	5U	231	 87% 10%
1	5V	231	 81% 19%
1	5W	231	 82% 16%
1	5X	231	 81% 16%
1	5Y	231	 82% 18%
1	5Z	231	 83% 16%
1	5a	231	 83% 16%
1	5b	231	 85% 14%

*Continued on next page...*

*Continued from previous page...*

Mol	Chain	Length	Quality of chain	
1	5c	231	79%	20%
1	5d	231	85%	13%
1	5e	231	85%	15%
1	5f	231	85%	13%
1	5g	231	81%	18%
1	5h	231	82%	18%
1	5i	231	81%	17%
1	5j	231	84%	16%
1	5k	231	84%	14%
1	5l	231	81%	17%
1	5m	231	80%	19%
1	5n	231	83%	16%
1	5o	231	84%	15%
1	5p	231	84%	14%
1	5q	231	81%	17%
1	5r	231	84%	14%
1	5s	231	85%	13%
1	5t	231	81%	18%
1	5u	231	81%	18%
1	5v	231	84%	16%
1	5w	231	82%	17%
1	5x	231	80%	18%
1	5y	231	78%	20%
1	5z	231	85%	14%
1	6	231	84%	14%

*Continued on next page...*

*Continued from previous page...*

Mol	Chain	Length	Quality of chain	
1	60	231	81%	19%
1	61	231	85%	15%
1	62	231	84%	14%
1	63	231	84%	15%
1	64	231	85%	13%
1	65	231	80%	19%
1	66	231	84%	15%
1	67	231	79%	20%
1	68	231	83%	15%
1	69	231	84%	16%
1	6A	231	78%	21%
1	6B	231	82%	17%
1	6C	231	76%	22%
1	6D	231	84%	16%
1	6E	231	84%	14%
1	6F	231	87%	12%
1	6G	231	85%	14%
1	6H	231	83%	16%
1	6I	231	80%	18%
1	6J	231	82%	17%
1	6K	231	86%	13%
1	6L	231	84%	15%
1	6M	231	81%	17%
1	6N	231	84%	15%
1	6O	231	83%	16%

*Continued on next page...*

Continued from previous page...

Mol	Chain	Length	Quality of chain	
1	6P	231	83%	14%
1	6Q	231	83%	16%
1	6R	231	81%	17%
1	6S	231	84%	14%
1	6T	231	77%	20%
1	6U	231	84%	14%
1	6V	231	84%	16%
1	6W	231	83%	16%
1	6X	231	83%	16%
1	6Y	231	84%	13%
1	6Z	231	81%	17%
1	6a	231	80%	19%
1	6b	231	81%	16%
1	6c	231	84%	16%
1	6d	231	84%	15%
1	6e	231	82%	17%
1	6f	231	79%	19%
1	6g	231	81%	17%
1	6h	231	81%	17%
1	6i	231	81%	18%
1	6j	231	77%	21%
1	6k	231	80%	20%
1	6l	231	82%	15%
1	6m	231	84%	15%
1	6n	231	77%	23%

Continued on next page...



Continued from previous page...

Mol	Chain	Length	Quality of chain	
1	6o	231	83%	14%
1	6p	231	84%	15%
1	6q	231	84%	14%
1	6r	231	84%	14%
1	6s	231	83%	16%
1	6t	231	78%	21%
1	6u	231	82%	16%
1	6v	231	83%	16%
1	6w	231	82%	16%
1	6x	231	84%	13%
1	6y	231	83%	16%
1	6z	231	81%	18%
1	7	231	83%	16%
1	70	231	83%	16%
1	71	231	82%	16%
1	72	231	81%	17%
1	73	231	83%	16%
1	74	231	83%	16%
1	75	231	78%	20%
1	76	231	81%	19%
1	77	231	82%	15%
1	78	231	81%	18%
1	79	231	79%	20%
1	7A	231	84%	15%
1	7B	231	81%	18%


























Continued on next page...

*Continued from previous page...*

Mol	Chain	Length	Quality of chain
1	7C	231	83% 14%
1	7D	231	85% 13%
1	7E	231	80% 19%
1	7F	231	83% 16%
1	7G	231	82% 16%
1	7H	231	78% 20%
1	7I	231	80% 17%
1	7J	231	84% 14%
1	7K	231	81% 16%
1	7L	231	83% 14%
1	7M	231	82% 16%
1	7N	231	79% 20%
1	7O	231	85% 14%
1	7P	231	80% 18%
1	7Q	231	84% 16%
1	7R	231	79% 20%
1	7S	231	81% 19%
1	7T	231	85% 15%
1	7U	231	84% 15%
1	7V	231	82% 16%
1	7W	231	78% 21%
1	7X	231	82% 16%
1	7Y	231	83% 17%
1	7Z	231	81% 17%
1	7a	231	81% 18%

*Continued on next page...*

*Continued from previous page...*

Mol	Chain	Length	Quality of chain
1	7b	231	 81% 18%
1	7c	231	 85% 12%
1	7d	231	 84% 14%
1	7e	231	 84% 15%
1	7f	231	 84% 14%
1	7g	231	 85% 14%
1	7h	231	 82% 16%
1	7i	231	 81% 17%
1	7j	231	 82% 16%
1	7k	231	 78% 21%
1	7l	231	 79% 18%
1	7m	231	 79% 20%
1	7n	231	 83% 15%
1	7o	231	 87% 12%
1	7p	231	 86% 13%
1	7q	231	 81% 17%
1	7r	231	 83% 14%
1	7s	231	 84% 13%
1	7t	231	 82% 16%
1	7u	231	 84% 15%
1	7v	231	 83% 16%
1	7w	231	 84% 13%
1	7x	231	 79% 19%
1	7y	231	 83% 16%
1	7z	231	 83% 15%

*Continued on next page...*

Continued from previous page...

Mol	Chain	Length	Quality of chain	
1	8	231	81%	17%
1	80	231	84%	15%
1	81	231	82%	16%
1	82	231	82%	16%
1	83	231	80%	19%
1	84	231	81%	16%
1	85	231	83%	17%
1	86	231	81%	17%
1	87	231	81%	16%
1	88	231	81%	17%
1	89	231	81%	18%
1	8A	231	81%	17%
1	8B	231	81%	16%
1	8C	231	77%	22%
1	8D	231	82%	18%
1	8E	231	80%	19%
1	8F	231	81%	16%
1	8G	231	81%	18%
1	8H	231	81%	18%
1	8I	231	85%	14%
1	8J	231	85%	14%
1	8K	231	81%	18%
1	8L	231	83%	16%
1	8M	231	83%	16%
1	8N	231	79%	20%

Continued on next page...

*Continued from previous page...*

Mol	Chain	Length	Quality of chain	
1	8O	231	77%	23%
1	8P	231	81%	17%
1	8Q	231	81%	18%
1	8R	231	81%	17%
1	8S	231	84%	14%
1	8T	231	81%	18%
1	8U	231	83%	15%
1	8V	231	81%	18%
1	8W	231	80%	18%
1	8X	231	81%	16%
1	8Y	231	84%	15%
1	8Z	231	87%	13%
1	8a	231	83%	15%
1	8b	231	85%	14%
1	8c	231	83%	15%
1	8d	231	82%	17%
1	8e	231	79%	20%
1	8f	231	81%	17%
1	8g	231	82%	16%
1	8h	231	82%	17%
1	8i	231	82%	16%
1	8j	231	83%	16%
1	8k	231	81%	18%
1	8l	231	81%	16%
1	8m	231	80%	18%

*Continued on next page...*

*Continued from previous page...*

Mol	Chain	Length	Quality of chain	
1	8n	231	81%	18%
1	8o	231	84%	15%
1	8p	231	81%	17%
1	8q	231	81%	17%
1	8r	231	85%	13%
1	8s	231	83%	16%
1	8t	231	79%	18%
1	8u	231	83%	16%
1	8v	231	84%	13%
1	8w	231	84%	16%
1	8x	231	82%	17%
1	8y	231	82%	18%
1	8z	231	84%	15%
1	9	231	80%	19%
1	90	231	82%	16%
1	91	231	85%	14%
1	92	231	83%	14%
1	93	231	80%	19%
1	94	231	80%	18%
1	95	231	80%	19%
1	96	231	84%	16%
1	97	231	84%	15%
1	98	231	84%	13%
1	99	231	81%	19%
1	9A	231	87%	12%


























*Continued on next page...*

*Continued from previous page...*

Mol	Chain	Length	Quality of chain
1	9B	231	82% 15%
1	9C	231	81% 18%
1	9D	231	81% 18%
1	9E	231	85% 14%
1	9F	231	84% 15%
1	9G	231	79% 19%
1	9H	231	81% 18%
1	9I	231	84% 15%
1	9J	231	87% 13%
1	9K	231	75% 24%
1	9L	231	81% 18%
1	9M	231	78% 20%
1	9N	231	77% 22%
1	9O	231	80% 17%
1	9P	231	85% 13%
1	9Q	231	85% 14%
1	9R	231	86% 13%
1	9S	231	81% 18%
1	9T	231	82% 16%
1	9U	231	78% 21%
1	9V	231	84% 16%
1	9W	231	78% 20%
1	9X	231	82% 15%
1	9Y	231	83% 14%
1	9Z	231	84% 15%

*Continued on next page...*


























*Continued from previous page...*

Mol	Chain	Length	Quality of chain
1	9a	231	 81% 17%
1	9b	231	 83% 16%
1	9c	231	 83% 14%
1	9d	231	 82% 15%
1	9e	231	 83% 16%
1	9f	231	 85% 13%
1	9g	231	 83% 15%
1	9h	231	 80% 19%
1	9i	231	 83% 16%
1	9j	231	 86% 13%
1	9k	231	 80% 19%
1	9l	231	 82% 16%
1	9m	231	 84% 16%
1	9n	231	 84% 14%
1	9o	231	 78% 19%
1	9p	231	 79% 18%
1	9q	231	 82% 16%
1	9r	231	 82% 16%
1	9s	231	 80% 18%
1	9t	231	 78% 20%
1	9u	231	 80% 19%
1	9v	231	 82% 16%
1	9w	231	 83% 17%
1	9x	231	 86% 13%
1	9y	231	 83% 16%

*Continued on next page...*



Continued from previous page...

Mol	Chain	Length	Quality of chain
1	9z	231	 79% 20%
1	A	231	 82% 16%
1	B	231	 84% 16%
1	C	231	 80% 19%
1	D	231	 82% 15%
1	E	231	 85% 14%
1	F	231	 83% 16%
1	G	231	 85% 13%
1	H	231	 80% 19%
1	I	231	 81% 17%
1	J	231	 82% 17%
1	K	231	 83% 16%
1	L	231	 85% 13%
1	M	231	 81% 16%
1	N	231	 77% 20%
1	O	231	 76% 23%
1	P	231	 79% 20%
1	Q	231	 81% 17%
1	R	231	 84% 13%
1	S	231	 82% 17%
1	T	231	 81% 18%
1	U	231	 84% 15%
1	V	231	 82% 16%
1	W	231	 84% 15%
1	X	231	 81% 19%

Continued on next page...

*Continued from previous page...*

Mol	Chain	Length	Quality of chain	
1	Y	231	81%	19%
1	Z	231	81%	19%
1	a	231	83%	15%
1	a0	231	80%	17%
1	a1	231	84%	15%
1	a2	231	81%	18%
1	a3	231	80%	19%
1	a4	231	81%	17%
1	a5	231	83%	16%
1	a6	231	83%	16%
1	a7	231	80%	19%
1	a8	231	83%	16%
1	a9	231	81%	18%
1	aA	231	84%	16%
1	aB	231	83%	16%
1	aC	231	81%	18%
1	aD	231	86%	13%
1	aE	231	83%	16%
1	aF	231	80%	19%
1	aG	231	82%	16%
1	aH	231	82%	16%
1	aI	231	81%	18%
1	aJ	231	85%	14%
1	aK	231	83%	14%
1	aL	231	81%	18%

*Continued on next page...*

Continued from previous page...

Mol	Chain	Length	Quality of chain	
1	aM	231	79%	19%
1	aN	231	83%	16%
1	aO	231	78%	19%
1	aP	231	78%	20%
1	aQ	231	82%	17%
1	aR	231	83%	16%
1	aS	231	81%	17%
1	aT	231	84%	16%
1	aU	231	80%	18%
1	aV	231	78%	20%
1	aW	231	85%	13%
1	aX	231	81%	17%
1	aY	231	80%	19%
1	aZ	231	81%	16%
1	aa	231	87%	12%
1	ab	231	84%	14%
1	ac	231	79%	18%
1	ad	231	82%	15%
1	ae	231	82%	16%
1	af	231	84%	15%
1	ag	231	85%	13%
1	ah	231	81%	17%
1	ai	231	84%	14%
1	aj	231	81%	18%
1	ak	231	81%	19%

Continued on next page...

*Continued from previous page...*

Mol	Chain	Length	Quality of chain	
1	al	231	81%	17%
1	am	231	80%	19%
1	an	231	82%	17%
1	ao	231	81%	17%
1	ap	231	83%	15%
1	aq	231	84%	15%
1	ar	231	85%	14%
1	as	231	82%	17%
1	at	231	84%	15%
1	au	231	81%	17%
1	av	231	81%	16%
1	aw	231	82%	16%
1	ax	231	81%	16%
1	ay	231	86%	13%
1	az	231	82%	16%
1	b	231	83%	16%
1	b0	231	81%	18%
1	b1	231	83%	14%
1	b2	231	83%	15%
1	b3	231	80%	17%
1	b4	231	85%	12%
1	b5	231	83%	15%
1	b6	231	83%	15%
1	b7	231	87%	12%
1	b8	231	83%	16%

*Continued on next page...*

Continued from previous page...

Mol	Chain	Length	Quality of chain	
1	b9	231	82%	17%
1	bA	231	79%	20%
1	bB	231	80%	18%
1	bC	231	78%	20%
1	bD	231	83%	16%
1	bE	231	81%	16%
1	bF	231	79%	18%
1	bG	231	87%	12%
1	bH	231	80%	18%
1	bI	231	81%	18%
1	bJ	231	83%	16%
1	bK	231	79%	19%
1	bL	231	84%	15%
1	bM	231	83%	16%
1	bN	231	83%	15%
1	bO	231	79%	21%
1	bP	231	81%	18%
1	bQ	231	82%	18%
1	bR	231	78%	20%
1	bS	231	84%	15%
1	bT	231	83%	15%
1	bU	231	82%	17%
1	bV	231	82%	17%
1	bW	231	80%	17%
1	bX	231	82%	17%

Continued on next page...

*Continued from previous page...*

Mol	Chain	Length	Quality of chain	
1	bY	231	77%	22%
1	bZ	231	80%	18%
1	ba	231	83%	17%
1	bb	231	81%	16%
1	bc	231	81%	18%
1	bd	231	84%	15%
1	be	231	81%	18%
1	bf	231	80%	18%
1	bg	231	83%	15%
1	bh	231	81%	18%
1	bi	231	79%	19%
1	bj	231	86%	13%
1	bk	231	83%	15%
1	bl	231	85%	13%
1	bm	231	83%	15%
1	bn	231	85%	13%
1	bo	231	79%	20%
1	bp	231	80%	20%
1	bq	231	81%	18%
1	br	231	78%	19%
1	bs	231	79%	20%
1	bt	231	81%	18%
1	bu	231	79%	21%
1	bv	231	80%	18%
1	bw	231	80%	19%

*Continued on next page...*

*Continued from previous page...*

Mol	Chain	Length	Quality of chain	
1	bx	231	80%	18%
1	by	231	81%	17%
1	bz	231	81%	17%
1	c	231	80%	17%
1	c0	231	82%	16%
1	c1	231	83%	16%
1	c2	231	82%	16%
1	c3	231	81%	18%
1	c4	231	79%	19%
1	c5	231	81%	17%
1	c6	231	86%	14%
1	c7	231	82%	17%
1	c8	231	83%	16%
1	c9	231	79%	19%
1	cA	231	81%	18%
1	cB	231	82%	16%
1	cC	231	82%	17%
1	cD	231	77%	23%
1	cE	231	82%	16%
1	cF	231	81%	18%
1	cG	231	79%	20%
1	cH	231	78%	21%
1	cI	231	84%	15%
1	cJ	231	86%	13%
1	cK	231	80%	19%

*Continued on next page...*

Continued from previous page...

Mol	Chain	Length	Quality of chain	
1	cL	231	84%	15%
1	cM	231	82%	17%
1	cN	231	82%	17%
1	cO	231	84%	14%
1	cP	231	84%	16%
1	cQ	231	84%	14%
1	cR	231	77%	22%
1	cS	231	82%	17%
1	cT	231	80%	17%
1	cU	231	84%	13%
1	cV	231	84%	15%
1	cW	231	79%	19%
1	cX	231	84%	14%
1	cY	231	83%	16%
1	cZ	231	84%	14%
1	ca	231	80%	17%
1	cb	231	81%	18%
1	cc	231	80%	18%
1	cd	231	81%	18%
1	ce	231	82%	17%
1	cf	231	79%	20%
1	cg	231	85%	12%
1	ch	231	84%	15%
1	ci	231	79%	19%
1	cj	231	83%	16%

Continued on next page...



Continued from previous page...

Mol	Chain	Length	Quality of chain	
1	ck	231	78%	21%
1	cl	231	79%	20%
1	cm	231	79%	21%
1	cn	231	81%	19%
1	co	231	82%	18%
1	cp	231	79%	19%
1	cq	231	81%	17%
1	cr	231	80%	18%
1	cs	231	81%	18%
1	ct	231	80%	18%
1	cu	231	87%	11%
1	cv	231	81%	17%
1	cw	231	84%	15%
1	cx	231	80%	19%
1	cy	231	79%	21%
1	cz	231	84%	15%
1	d	231	84%	14%
1	d0	231	81%	18%
1	d1	231	81%	17%
1	d2	231	81%	16%
1	d3	231	84%	15%
1	d4	231	79%	19%
1	d5	231	81%	18%
1	d6	231	82%	16%
1	d7	231	82%	17%

Continued on next page...

Continued from previous page...

Mol	Chain	Length	Quality of chain	
1	d8	231	84%	14%
1	d9	231	83%	16%
1	dA	231	80%	18%
1	dB	231	81%	19%
1	dC	231	76%	21%
1	dD	231	80%	19%
1	dE	231	83%	14%
1	dF	231	83%	16%
1	dG	231	81%	18%
1	dH	231	83%	16%
1	dI	231	81%	18%
1	dJ	231	83%	16%
1	dK	231	82%	18%
1	dL	231	84%	15%
1	dM	231	83%	16%
1	dN	231	85%	13%
1	dO	231	83%	16%
1	dP	231	82%	16%
1	dQ	231	84%	14%
1	dR	231	86%	12%
1	dS	231	84%	13%
1	dT	231	82%	16%
1	dU	231	84%	14%
1	dV	231	81%	18%
1	dW	231	81%	16%

Continued on next page...

Continued from previous page...

Mol	Chain	Length	Quality of chain	
1	dX	231	82%	16%
1	dY	231	83%	16%
1	dZ	231	79%	19%
1	da	231	81%	19%
1	db	231	80%	19%
1	dc	231	79%	19%
1	dd	231	80%	19%
1	de	231	85%	13%
1	df	231	84%	13%
1	dg	231	81%	16%
1	dh	231	83%	16%
1	di	231	83%	15%
1	dj	231	81%	17%
1	dk	231	82%	18%
1	dl	231	81%	17%
1	dm	231	82%	16%
1	dn	231	81%	17%
1	do	231	79%	19%
1	dp	231	84%	16%
1	dq	231	84%	16%
1	dr	231	84%	14%
1	ds	231	81%	18%
1	dt	231	83%	16%
1	du	231	84%	15%
1	dv	231	83%	16%


























Continued on next page...

Continued from previous page...

Mol	Chain	Length	Quality of chain	
1	dw	231	83%	15%
1	dx	231	80%	19%
1	dy	231	85%	14%
1	dz	231	81%	17%
1	e	231	81%	18%
1	e0	231	81%	19%
1	e1	231	80%	19%
1	e2	231	83%	16%
1	e3	231	84%	16%
1	e4	231	81%	18%
1	e5	231	81%	17%
1	e6	231	80%	19%
1	e7	231	84%	15%
1	e8	231	84%	15%
1	e9	231	80%	19%
1	eA	231	79%	19%
1	eB	231	84%	15%
1	eC	231	81%	16%
1	eD	231	81%	17%
1	eE	231	81%	17%
1	eF	231	83%	15%
1	eG	231	85%	14%
1	eH	231	81%	18%
1	eI	231	81%	17%
1	eJ	231	82%	17%


























Continued on next page...

*Continued from previous page...*

Mol	Chain	Length	Quality of chain
1	eK	231	 81% 18%
1	eL	231	 83% 16%
1	eM	231	 81% 17%
1	eN	231	 83% 16%
1	eO	231	 86% 14%
1	eP	231	 82% 16%
1	eQ	231	 81% 19%
1	eR	231	 78% 21%
1	eS	231	 84% 14%
1	eT	231	 81% 19%
1	eU	231	 84% 15%
1	eV	231	 85% 14%
1	eW	231	 84% 15%
1	eX	231	 77% 22%
1	eY	231	 84% 14%
1	eZ	231	 82% 16%
1	ea	231	 84% 14%
1	eb	231	 83% 17%
1	ec	231	 83% 14%
1	ed	231	 81% 18%
1	ee	231	 83% 15%
1	ef	231	 85% 14%
1	eg	231	 81% 17%
1	eh	231	 82% 16%
1	ei	231	 81% 17%


























*Continued on next page...*

*Continued from previous page...*

Mol	Chain	Length	Quality of chain
1	ej	231	 82% 16%
1	ek	231	 84% 16%
1	el	231	 84% 13%
1	em	231	 79% 21%
1	en	231	 85% 13%
1	eo	231	 81% 18%
1	ep	231	 80% 18%
1	eq	231	 83% 16%
1	er	231	 81% 16%
1	es	231	 84% 15%
1	et	231	 83% 16%
1	eu	231	 81% 18%
1	ev	231	 81% 17%
1	ew	231	 84% 15%
1	ex	231	 86% 12%
1	ey	231	 84% 15%
1	ez	231	 86% 12%
1	f	231	 83% 16%
1	f0	231	 83% 17%
1	f1	231	 81% 18%
1	f2	231	 87% 12%
1	f3	231	 80% 18%
1	f4	231	 79% 20%
1	f5	231	 84% 15%
1	f6	231	 83% 16%

*Continued on next page...*

Continued from previous page...

Mol	Chain	Length	Quality of chain
1	f7	231	 78% 20% .
1	f8	231	 77% 20% .
1	f9	231	 84% 15% .
1	fA	231	 82% 16% .
1	fB	231	 81% 17% .
1	fC	231	 84% 14% .
1	fD	231	 84% 16% .
1	fE	231	 84% 15% .
1	fF	231	 81% 17% .
1	fG	231	 83% 16% .
1	fH	231	 82% 16% .
1	fI	231	 80% 19% .
1	fJ	231	 80% 19% .
1	fK	231	 84% 15% .
1	fL	231	 84% 15% .
1	fM	231	 81% 19% .
1	fN	231	 83% 15% .
1	fO	231	 83% 16% .
1	fP	231	 82% 16% .
1	fQ	231	 80% 20% .
1	fR	231	 81% 18% .
1	fS	231	 84% 15% .
1	fT	231	 81% 19% .
1	fU	231	 84% 14% .
1	fV	231	 85% 13% .

Continued on next page...

*Continued from previous page...*

Mol	Chain	Length	Quality of chain	
1	fW	231	83%	17%
1	fX	231	83%	15%
1	fY	231	84%	15%
1	fZ	231	81%	17%
1	fa	231	78%	21%
1	fb	231	82%	17%
1	fc	231	83%	16%
1	fd	231	84%	15%
1	fe	231	79%	20%
1	ff	231	83%	16%
1	fg	231	81%	19%
1	fh	231	81%	16%
1	fi	231	81%	18%
1	fj	231	84%	15%
1	fk	231	84%	15%
1	fl	231	81%	19%
1	fm	231	85%	13%
1	fn	231	80%	17%
1	fo	231	84%	15%
1	fp	231	78%	20%
1	fq	231	79%	19%
1	fr	231	85%	14%
1	fs	231	79%	19%
1	ft	231	84%	15%
1	fu	231	81%	16%

*Continued on next page...*



Continued from previous page...

Mol	Chain	Length	Quality of chain	
1	fv	231	84%	15%
1	fw	231	85%	13%
1	fx	231	87%	12%
1	fy	231	81%	15%
1	fz	231	80%	18%
1	g	231	83%	16%
1	g0	231	83%	16%
1	g1	231	81%	17%
1	g2	231	83%	16%
1	g3	231	81%	16%
1	g4	231	80%	18%
1	g5	231	83%	15%
1	g6	231	87%	12%
1	g7	231	83%	16%
1	g8	231	83%	16%
1	g9	231	80%	18%
1	gA	231	83%	16%
1	gB	231	87%	11%
1	gC	231	78%	21%
1	gD	231	85%	13%
1	gE	231	84%	16%
1	gF	231	84%	15%
1	gG	231	80%	18%
1	gH	231	79%	19%
1	gI	231	80%	18%

Continued on next page...

*Continued from previous page...*

Mol	Chain	Length	Quality of chain	
1	gJ	231	84%	14%
1	gK	231	80%	19%
1	gL	231	81%	17%
1	gM	231	83%	15%
1	gN	231	83%	17%
1	gO	231	81%	16%
1	gP	231	83%	16%
1	gQ	231	81%	18%
1	gR	231	84%	15%
1	gS	231	84%	14%
1	gT	231	78%	20%
1	gU	231	83%	14%
1	gV	231	84%	16%
1	gW	231	79%	20%
1	gX	231	80%	17%
1	gY	231	82%	17%
1	gZ	231	85%	14%
1	ga	231	82%	16%
1	gb	231	80%	19%
1	gc	231	85%	14%
1	gd	231	79%	20%
1	ge	231	86%	13%
1	gf	231	82%	16%
1	gg	231	78%	19%
1	gh	231	78%	20%


























*Continued on next page...*

Continued from previous page...

Mol	Chain	Length	Quality of chain	
1	gi	231	79%	20%
1	gj	231	80%	19%
1	gk	231	82%	16%
1	gl	231	83%	15%
1	gm	231	84%	16%
1	gn	231	84%	14%
1	go	231	81%	18%
1	gp	231	79%	19%
1	gq	231	81%	16%
1	gr	231	79%	19%
1	gs	231	83%	15%
1	gt	231	81%	18%
1	gu	231	84%	16%
1	gv	231	82%	17%
1	gw	231	83%	15%
1	gx	231	82%	17%
1	gy	231	82%	16%
1	gz	231	80%	19%
1	h	231	85%	14%
1	h0	231	79%	20%
1	h1	231	81%	18%
1	h2	231	83%	16%
1	h3	231	78%	20%
1	h4	231	85%	13%
1	h5	231	81%	16%

Continued on next page...

*Continued from previous page...*

Mol	Chain	Length	Quality of chain
1	h6	231	 82% 17%
1	h7	231	 79% 21%
1	h8	231	 83% 16%
1	h9	231	 79% 20%
1	hA	231	 84% 15%
1	hB	231	 84% 16%
1	hC	231	 82% 16%
1	hD	231	 81% 17%
1	hE	231	 87% 11%
1	hF	231	 82% 16%
1	hG	231	 83% 16%
1	hH	231	 84% 15%
1	hI	231	 81% 18%
1	hJ	231	 80% 18%
1	hK	231	 83% 16%
1	hL	231	 81% 17%
1	hM	231	 83% 15%
1	hN	231	 80% 19%
1	hO	231	 85% 14%
1	hP	231	 84% 14%
1	hQ	231	 77% 23%
1	hR	231	 78% 21%
1	hS	231	 84% 15%
1	hT	231	 84% 15%
1	hU	231	 81% 17%

*Continued on next page...*

Continued from previous page...

Mol	Chain	Length	Quality of chain	
1	hV	231	79%	18%
1	hW	231	79%	18%
1	hX	231	84%	15%
1	hY	231	82%	16%
1	hZ	231	83%	16%
1	ha	231	81%	18%
1	hb	231	81%	19%
1	hc	231	81%	17%
1	hd	231	82%	16%
1	he	231	80%	18%
1	hf	231	78%	20%
1	hg	231	82%	17%
1	hh	231	82%	18%
1	hi	231	79%	20%
1	hj	231	81%	17%
1	hk	231	81%	19%
1	hl	231	82%	18%
1	hm	231	82%	16%
1	hn	231	84%	14%
1	ho	231	84%	14%
1	hp	231	78%	18%
1	hq	231	81%	16%
1	hr	231	80%	19%
1	hs	231	78%	20%
1	ht	231	83%	16%

Continued on next page...

Continued from previous page...

Mol	Chain	Length	Quality of chain	
1	hu	231	83%	16%
1	hv	231	82%	16%
1	hw	231	83%	17%
1	hx	231	84%	14%
1	hy	231	80%	18%
1	hz	231	80%	17%
1	i	231	85%	13%
1	i0	231	81%	18%
1	i1	231	77%	22%
1	i2	231	82%	16%
1	i3	231	87%	13%
1	i4	231	83%	15%
1	i5	231	81%	18%
1	i6	231	82%	17%
1	i7	231	82%	15%
1	i8	231	83%	16%
1	i9	231	80%	19%
1	iA	231	81%	16%
1	iB	231	83%	16%
1	iC	231	82%	17%
1	iD	231	83%	16%
1	iE	231	81%	19%
1	iF	231	80%	18%
1	iG	231	78%	20%
1	iH	231	80%	19%


























Continued on next page...

*Continued from previous page...*

Mol	Chain	Length	Quality of chain	
1	iI	231	80%	20%
1	iJ	231	81%	17%
1	iK	231	81%	18%
1	iL	231	81%	18%
1	iM	231	81%	18%
1	iN	231	81%	16%
1	iO	231	85%	13%
1	iP	231	82%	17%
1	iQ	231	81%	18%
1	iR	231	81%	17%
1	iS	231	82%	16%
1	iT	231	78%	20%
1	iU	231	85%	14%
1	iV	231	82%	16%
1	iW	231	83%	16%
1	iX	231	81%	19%
1	iY	231	82%	16%
1	iZ	231	81%	19%
1	ia	231	82%	16%
1	ib	231	83%	16%
1	ic	231	78%	22%
1	id	231	84%	15%
1	ie	231	82%	16%
1	if	231	82%	18%
1	ig	231	80%	18%

*Continued on next page...*


























Continued from previous page...

Mol	Chain	Length	Quality of chain
1	ih	231	 81% 16%
1	ii	231	 81% 18%
1	ij	231	 82% 16%
1	ik	231	 80% 18%
1	il	231	 80% 18%
1	im	231	 81% 17%
1	in	231	 81% 17%
1	io	231	 78% 21%
1	ip	231	 81% 16%
1	iq	231	 84% 15%
1	ir	231	 83% 16%
1	is	231	 84% 14%
1	it	231	 80% 19%
1	iu	231	 83% 15%
1	iv	231	 81% 18%
1	iw	231	 83% 16%
1	ix	231	 82% 15%
1	iy	231	 83% 16%
1	iz	231	 80% 18%
1	j	231	 87% 13%
1	j0	231	 80% 19%
1	j1	231	 78% 21%
1	j2	231	 86% 13%
1	j3	231	 85% 14%
1	j4	231	 85% 14%

Continued on next page...



Continued from previous page...

Mol	Chain	Length	Quality of chain
1	j5	231	 82% 16%
1	j6	231	 82% 17%
1	j7	231	 79% 20%
1	j8	231	 83% 16%
1	j9	231	 78% 19%
1	jA	231	 82% 16%
1	jB	231	 81% 18%
1	jC	231	 81% 17%
1	jD	231	 80% 18%
1	jE	231	 86% 13%
1	jF	231	 81% 18%
1	jG	231	 82% 18%
1	jH	231	 87% 13%
1	jI	231	 82% 18%
1	jJ	231	 83% 16%
1	jK	231	 81% 16%
1	jL	231	 85% 13%
1	jM	231	 81% 18%
1	jN	231	 83% 16%
1	jO	231	 81% 16%
1	jP	231	 82% 16%
1	jQ	231	 78% 21%
1	jR	231	 81% 19%
1	jS	231	 85% 14%
1	jT	231	 81% 18%

Continued on next page...

Continued from previous page...

Mol	Chain	Length	Quality of chain	
1	jU	231	78%	19%
1	jV	231	84%	16%
1	jW	231	81%	18%
1	jX	231	84%	15%
1	jY	231	84%	13%
1	jZ	231	80%	18%
1	ja	231	83%	17%
1	jb	231	77%	20%
1	jc	231	83%	16%
1	jd	231	86%	13%
1	je	231	78%	20%
1	jf	231	83%	15%
1	yg	231	79%	19%
1	jh	231	83%	15%
1	ji	231	83%	15%
1	jj	231	76%	21%
1	jk	231	84%	15%
1	jl	231	79%	19%
1	jm	231	83%	15%
1	jn	231	82%	16%
1	jo	231	81%	17%
1	jp	231	81%	17%
1	jq	231	81%	17%
1	jr	231	83%	16%
1	js	231	78%	19%

Continued on next page...

*Continued from previous page...*

Mol	Chain	Length	Quality of chain	
1	jt	231	79%	19%
1	ju	231	81%	18%
1	jv	231	83%	16%
1	jw	231	83%	15%
1	jx	231	81%	17%
1	jy	231	81%	18%
1	jz	231	82%	16%
1	k	231	81%	16%
1	k0	231	78%	20%
1	k1	231	81%	16%
1	k2	231	82%	17%
1	k3	231	81%	17%
1	k4	231	84%	13%
1	k5	231	82%	17%
1	k6	231	80%	19%
1	k7	231	80%	19%
1	k8	231	83%	15%
1	k9	231	82%	16%
1	kA	231	82%	17%
1	kB	231	80%	19%
1	kC	231	81%	17%
1	kD	231	81%	18%
1	kE	231	83%	16%
1	kF	231	82%	18%
1	kG	231	84%	15%

*Continued on next page...*

Continued from previous page...

Mol	Chain	Length	Quality of chain	
1	kH	231	81%	17%
1	kI	231	81%	19%
1	kJ	231	81%	16%
1	kK	231	81%	18%
1	kL	231	79%	20%
1	kM	231	85%	14%
1	kN	231	81%	19%
1	kO	231	83%	16%
1	kP	231	82%	16%
1	kQ	231	82%	16%
1	kR	231	81%	18%
1	kS	231	81%	19%
1	kT	231	83%	15%
1	kU	231	83%	15%
1	kV	231	82%	17%
1	kW	231	82%	15%
1	kX	231	79%	20%
1	kY	231	85%	14%
1	kZ	231	81%	18%
1	ka	231	81%	16%
1	kb	231	80%	17%
1	kc	231	82%	15%
1	kd	231	85%	14%
1	ke	231	84%	16%
1	kf	231	82%	17%

Continued on next page...

Continued from previous page...

Mol	Chain	Length	Quality of chain	
1	kg	231	79%	20%
1	kh	231	81%	18%
1	ki	231	83%	15%
1	kj	231	84%	14%
1	kk	231	81%	16%
1	kl	231	82%	17%
1	km	231	82%	16%
1	kn	231	81%	17%
1	ko	231	81%	16%
1	kp	231	83%	16%
1	kq	231	83%	16%
1	kr	231	77%	21%
1	ks	231	84%	15%
1	kt	231	78%	20%
1	ku	231	83%	16%
1	231	78%	20%	
1	kw	231	84%	14%
1	kx	231	80%	18%
1	ky	231	81%	17%
1	kz	231	83%	15%
1	l	231	84%	15%
1	l0	231	80%	18%
1	l1	231	83%	16%
1	l2	231	85%	14%
1	l3	231	82%	16%

Continued on next page...

*Continued from previous page...*

Mol	Chain	Length	Quality of chain	
1	l4	231	79%	20%
1	l5	231	85%	13%
1	l6	231	83%	17%
1	l7	231	82%	16%
1	l8	231	84%	16%
1	l9	231	81%	19%
1	lA	231	80%	20%
1	lB	231	81%	17%
1	lC	231	79%	21%
1	lD	231	84%	15%
1	lE	231	83%	16%
1	lF	231	81%	16%
1	lG	231	84%	16%
1	lH	231	78%	19%
1	lI	231	81%	17%
1	lJ	231	84%	14%
1	lK	231	84%	15%
1	lL	231	81%	17%
1	lM	231	81%	17%
1	lN	231	83%	16%
1	lO	231	81%	18%
1	lP	231	85%	13%
1	lQ	231	80%	18%
1	lR	231	81%	18%
1	la	231	84%	13%

*Continued on next page...*

*Continued from previous page...*

Mol	Chain	Length	Quality of chain	
1	lb	231	81%	17%
1	lc	231	81%	18%
1	ld	231	84%	15%
1	le	231	81%	19%
1	lf	231	81%	18%
1	lg	231	82%	18%
1	lh	231	79%	19%
1	li	231	84%	15%
1	lj	231	80%	18%
1	lk	231	81%	18%
1	ll	231	83%	14%
1	lm	231	83%	17%
1	ln	231	82%	16%
1	lo	231	85%	12%
1	lp	231	84%	14%
1	lq	231	84%	14%
1	lr	231	81%	17%
1	ls	231	81%	17%
1	lt	231	86%	12%
1	lu	231	81%	17%
1	lv	231	81%	17%
1	lw	231	79%	20%
1	lx	231	85%	14%
1	ly	231	84%	15%
1	lz	231	82%	15%

*Continued on next page...*

*Continued from previous page...*

Mol	Chain	Length	Quality of chain
1	m	231	 82% 16%
1	n	231	 83% 14%
1	o	231	 82% 16%
1	p	231	 80% 19%
1	q	231	 83% 16%
1	r	231	 83% 15%
1	s	231	 82% 17%
1	t	231	 82% 17%
1	u	231	 84% 16%
1	v	231	 81% 17%
1	w	231	 82% 16%
1	x	231	 82% 16%
1	y	231	 82% 18%
1	z	231	 81% 18%



## 2 Entry composition [i](#)

There is only 1 type of molecule in this entry. The entry contains 2440800 atoms, of which 0 are hydrogens and 0 are deuteriums.

In the tables below, the AltConf column contains the number of residues with at least one atom in alternate conformation and the Trace column contains the number of residues modelled with at most 2 atoms.

- Molecule 1 is a protein called capsid protein.

Mol	Chain	Residues	Atoms					AltConf	Trace
			Total	C	N	O	S		
1	g8	231	1800	1134	317	336	13	0	0
1	g9	231	1800	1134	317	336	13	0	0
1	ga	231	1800	1134	317	336	13	0	0
1	gb	231	1800	1134	317	336	13	0	0
1	gc	231	1800	1134	317	336	13	0	0
1	gd	231	1800	1134	317	336	13	0	0
1	ge	231	1800	1134	317	336	13	0	0
1	gf	231	1800	1134	317	336	13	0	0
1	gg	231	1800	1134	317	336	13	0	0
1	gh	231	1800	1134	317	336	13	0	0
1	1C	231	1800	1134	317	336	13	0	0
1	gi	231	1800	1134	317	336	13	0	0
1	gj	231	1800	1134	317	336	13	0	0
1	gk	231	1800	1134	317	336	13	0	0
1	gl	231	1800	1134	317	336	13	0	0
1	gm	231	1800	1134	317	336	13	0	0
1	gn	231	1800	1134	317	336	13	0	0

*Continued on next page...*

*Continued from previous page...*

Mol	Chain	Residues	Atoms					AltConf	Trace
1	go	231	Total 1800	C 1134	N 317	O 336	S 13	0	0
1	gp	231	Total 1800	C 1134	N 317	O 336	S 13	0	0
1	gq	231	Total 1800	C 1134	N 317	O 336	S 13	0	0
1	gr	231	Total 1800	C 1134	N 317	O 336	S 13	0	0
1	1D	231	Total 1800	C 1134	N 317	O 336	S 13	0	0
1	gs	231	Total 1800	C 1134	N 317	O 336	S 13	0	0
1	gt	231	Total 1800	C 1134	N 317	O 336	S 13	0	0
1	gu	231	Total 1800	C 1134	N 317	O 336	S 13	0	0
1	gv	231	Total 1800	C 1134	N 317	O 336	S 13	0	0
1	gw	231	Total 1800	C 1134	N 317	O 336	S 13	0	0
1	gx	231	Total 1800	C 1134	N 317	O 336	S 13	0	0
1	gy	231	Total 1800	C 1134	N 317	O 336	S 13	0	0
1	gz	231	Total 1800	C 1134	N 317	O 336	S 13	0	0
1	gA	231	Total 1800	C 1134	N 317	O 336	S 13	0	0
1	gB	231	Total 1800	C 1134	N 317	O 336	S 13	0	0
1	1E	231	Total 1800	C 1134	N 317	O 336	S 13	0	0
1	gC	231	Total 1800	C 1134	N 317	O 336	S 13	0	0
1	gD	231	Total 1800	C 1134	N 317	O 336	S 13	0	0
1	gE	231	Total 1800	C 1134	N 317	O 336	S 13	0	0
1	gF	231	Total 1800	C 1134	N 317	O 336	S 13	0	0
1	gG	231	Total 1800	C 1134	N 317	O 336	S 13	0	0

*Continued on next page...*

*Continued from previous page...*

Mol	Chain	Residues	Atoms					AltConf	Trace
1	gH	231	Total 1800	C 1134	N 317	O 336	S 13	0	0
1	gI	231	Total 1800	C 1134	N 317	O 336	S 13	0	0
1	gJ	231	Total 1800	C 1134	N 317	O 336	S 13	0	0
1	gK	231	Total 1800	C 1134	N 317	O 336	S 13	0	0
1	gL	231	Total 1800	C 1134	N 317	O 336	S 13	0	0
1	1F	231	Total 1800	C 1134	N 317	O 336	S 13	0	0
1	gM	231	Total 1800	C 1134	N 317	O 336	S 13	0	0
1	gN	231	Total 1800	C 1134	N 317	O 336	S 13	0	0
1	gO	231	Total 1800	C 1134	N 317	O 336	S 13	0	0
1	gP	231	Total 1800	C 1134	N 317	O 336	S 13	0	0
1	gQ	231	Total 1800	C 1134	N 317	O 336	S 13	0	0
1	gR	231	Total 1800	C 1134	N 317	O 336	S 13	0	0
1	gS	231	Total 1800	C 1134	N 317	O 336	S 13	0	0
1	gT	231	Total 1800	C 1134	N 317	O 336	S 13	0	0
1	gU	231	Total 1800	C 1134	N 317	O 336	S 13	0	0
1	gV	231	Total 1800	C 1134	N 317	O 336	S 13	0	0
1	1G	231	Total 1800	C 1134	N 317	O 336	S 13	0	0
1	gW	231	Total 1800	C 1134	N 317	O 336	S 13	0	0
1	gX	231	Total 1800	C 1134	N 317	O 336	S 13	0	0
1	gY	231	Total 1800	C 1134	N 317	O 336	S 13	0	0
1	gZ	231	Total 1800	C 1134	N 317	O 336	S 13	0	0

*Continued on next page...*

*Continued from previous page...*

Mol	Chain	Residues	Atoms					AltConf	Trace
1	h0	231	Total 1800	C 1134	N 317	O 336	S 13	0	0
1	h1	231	Total 1800	C 1134	N 317	O 336	S 13	0	0
1	h2	231	Total 1800	C 1134	N 317	O 336	S 13	0	0
1	h3	231	Total 1800	C 1134	N 317	O 336	S 13	0	0
1	h4	231	Total 1800	C 1134	N 317	O 336	S 13	0	0
1	h5	231	Total 1800	C 1134	N 317	O 336	S 13	0	0
1	1H	231	Total 1800	C 1134	N 317	O 336	S 13	0	0
1	h6	231	Total 1800	C 1134	N 317	O 336	S 13	0	0
1	h7	231	Total 1800	C 1134	N 317	O 336	S 13	0	0
1	h8	231	Total 1800	C 1134	N 317	O 336	S 13	0	0
1	h9	231	Total 1800	C 1134	N 317	O 336	S 13	0	0
1	ha	231	Total 1800	C 1134	N 317	O 336	S 13	0	0
1	hb	231	Total 1800	C 1134	N 317	O 336	S 13	0	0
1	hc	231	Total 1800	C 1134	N 317	O 336	S 13	0	0
1	hd	231	Total 1800	C 1134	N 317	O 336	S 13	0	0
1	he	231	Total 1800	C 1134	N 317	O 336	S 13	0	0
1	hf	231	Total 1800	C 1134	N 317	O 336	S 13	0	0
1	1I	231	Total 1800	C 1134	N 317	O 336	S 13	0	0
1	hg	231	Total 1800	C 1134	N 317	O 336	S 13	0	0
1	hh	231	Total 1800	C 1134	N 317	O 336	S 13	0	0
1	hi	231	Total 1800	C 1134	N 317	O 336	S 13	0	0

*Continued on next page...*

*Continued from previous page...*

Mol	Chain	Residues	Atoms					AltConf	Trace
1	hj	231	Total 1800	C 1134	N 317	O 336	S 13	0	0
1	hk	231	Total 1800	C 1134	N 317	O 336	S 13	0	0
1	hl	231	Total 1800	C 1134	N 317	O 336	S 13	0	0
1	hm	231	Total 1800	C 1134	N 317	O 336	S 13	0	0
1	hn	231	Total 1800	C 1134	N 317	O 336	S 13	0	0
1	ho	231	Total 1800	C 1134	N 317	O 336	S 13	0	0
1	hp	231	Total 1800	C 1134	N 317	O 336	S 13	0	0
1	1J	231	Total 1800	C 1134	N 317	O 336	S 13	0	0
1	hq	231	Total 1800	C 1134	N 317	O 336	S 13	0	0
1	hr	231	Total 1800	C 1134	N 317	O 336	S 13	0	0
1	hs	231	Total 1800	C 1134	N 317	O 336	S 13	0	0
1	ht	231	Total 1800	C 1134	N 317	O 336	S 13	0	0
1	hu	231	Total 1800	C 1134	N 317	O 336	S 13	0	0
1	hv	231	Total 1800	C 1134	N 317	O 336	S 13	0	0
1	hw	231	Total 1800	C 1134	N 317	O 336	S 13	0	0
1	hx	231	Total 1800	C 1134	N 317	O 336	S 13	0	0
1	hy	231	Total 1800	C 1134	N 317	O 336	S 13	0	0
1	hz	231	Total 1800	C 1134	N 317	O 336	S 13	0	0
1	1K	231	Total 1800	C 1134	N 317	O 336	S 13	0	0
1	hA	231	Total 1800	C 1134	N 317	O 336	S 13	0	0
1	hB	231	Total 1800	C 1134	N 317	O 336	S 13	0	0

*Continued on next page...*

*Continued from previous page...*

Mol	Chain	Residues	Atoms					AltConf	Trace
1	hC	231	Total 1800	C 1134	N 317	O 336	S 13	0	0
1	hD	231	Total 1800	C 1134	N 317	O 336	S 13	0	0
1	hE	231	Total 1800	C 1134	N 317	O 336	S 13	0	0
1	hF	231	Total 1800	C 1134	N 317	O 336	S 13	0	0
1	hG	231	Total 1800	C 1134	N 317	O 336	S 13	0	0
1	hH	231	Total 1800	C 1134	N 317	O 336	S 13	0	0
1	hI	231	Total 1800	C 1134	N 317	O 336	S 13	0	0
1	hJ	231	Total 1800	C 1134	N 317	O 336	S 13	0	0
1	1L	231	Total 1800	C 1134	N 317	O 336	S 13	0	0
1	hK	231	Total 1800	C 1134	N 317	O 336	S 13	0	0
1	hL	231	Total 1800	C 1134	N 317	O 336	S 13	0	0
1	hM	231	Total 1800	C 1134	N 317	O 336	S 13	0	0
1	hN	231	Total 1800	C 1134	N 317	O 336	S 13	0	0
1	hO	231	Total 1800	C 1134	N 317	O 336	S 13	0	0
1	hP	231	Total 1800	C 1134	N 317	O 336	S 13	0	0
1	hQ	231	Total 1800	C 1134	N 317	O 336	S 13	0	0
1	hR	231	Total 1800	C 1134	N 317	O 336	S 13	0	0
1	hS	231	Total 1800	C 1134	N 317	O 336	S 13	0	0
1	hT	231	Total 1800	C 1134	N 317	O 336	S 13	0	0
1	1M	231	Total 1800	C 1134	N 317	O 336	S 13	0	0
1	hU	231	Total 1800	C 1134	N 317	O 336	S 13	0	0

*Continued on next page...*

*Continued from previous page...*

Mol	Chain	Residues	Atoms					AltConf	Trace
1	hV	231	Total 1800	C 1134	N 317	O 336	S 13	0	0
1	hW	231	Total 1800	C 1134	N 317	O 336	S 13	0	0
1	hX	231	Total 1800	C 1134	N 317	O 336	S 13	0	0
1	hY	231	Total 1800	C 1134	N 317	O 336	S 13	0	0
1	hZ	231	Total 1800	C 1134	N 317	O 336	S 13	0	0
1	i0	231	Total 1800	C 1134	N 317	O 336	S 13	0	0
1	i1	231	Total 1800	C 1134	N 317	O 336	S 13	0	0
1	i2	231	Total 1800	C 1134	N 317	O 336	S 13	0	0
1	i3	231	Total 1800	C 1134	N 317	O 336	S 13	0	0
1	1N	231	Total 1800	C 1134	N 317	O 336	S 13	0	0
1	i4	231	Total 1800	C 1134	N 317	O 336	S 13	0	0
1	i5	231	Total 1800	C 1134	N 317	O 336	S 13	0	0
1	i6	231	Total 1800	C 1134	N 317	O 336	S 13	0	0
1	i7	231	Total 1800	C 1134	N 317	O 336	S 13	0	0
1	i8	231	Total 1800	C 1134	N 317	O 336	S 13	0	0
1	i9	231	Total 1800	C 1134	N 317	O 336	S 13	0	0
1	ia	231	Total 1800	C 1134	N 317	O 336	S 13	0	0
1	ib	231	Total 1800	C 1134	N 317	O 336	S 13	0	0
1	ic	231	Total 1800	C 1134	N 317	O 336	S 13	0	0
1	id	231	Total 1800	C 1134	N 317	O 336	S 13	0	0
1	1O	231	Total 1800	C 1134	N 317	O 336	S 13	0	0

*Continued on next page...*

*Continued from previous page...*

Mol	Chain	Residues	Atoms					AltConf	Trace
1	ie	231	Total 1800	C 1134	N 317	O 336	S 13	0	0
1	if	231	Total 1800	C 1134	N 317	O 336	S 13	0	0
1	ig	231	Total 1800	C 1134	N 317	O 336	S 13	0	0
1	ih	231	Total 1800	C 1134	N 317	O 336	S 13	0	0
1	ii	231	Total 1800	C 1134	N 317	O 336	S 13	0	0
1	ij	231	Total 1800	C 1134	N 317	O 336	S 13	0	0
1	ik	231	Total 1800	C 1134	N 317	O 336	S 13	0	0
1	il	231	Total 1800	C 1134	N 317	O 336	S 13	0	0
1	im	231	Total 1800	C 1134	N 317	O 336	S 13	0	0
1	in	231	Total 1800	C 1134	N 317	O 336	S 13	0	0
1	1P	231	Total 1800	C 1134	N 317	O 336	S 13	0	0
1	io	231	Total 1800	C 1134	N 317	O 336	S 13	0	0
1	ip	231	Total 1800	C 1134	N 317	O 336	S 13	0	0
1	iq	231	Total 1800	C 1134	N 317	O 336	S 13	0	0
1	ir	231	Total 1800	C 1134	N 317	O 336	S 13	0	0
1	is	231	Total 1800	C 1134	N 317	O 336	S 13	0	0
1	it	231	Total 1800	C 1134	N 317	O 336	S 13	0	0
1	iu	231	Total 1800	C 1134	N 317	O 336	S 13	0	0
1	iv	231	Total 1800	C 1134	N 317	O 336	S 13	0	0
1	iw	231	Total 1800	C 1134	N 317	O 336	S 13	0	0
1	ix	231	Total 1800	C 1134	N 317	O 336	S 13	0	0

*Continued on next page...*



*Continued from previous page...*

Mol	Chain	Residues	Atoms					AltConf	Trace
1	1Q	231	Total 1800	C 1134	N 317	O 336	S 13	0	0
1	iy	231	Total 1800	C 1134	N 317	O 336	S 13	0	0
1	iz	231	Total 1800	C 1134	N 317	O 336	S 13	0	0
1	iA	231	Total 1800	C 1134	N 317	O 336	S 13	0	0
1	iB	231	Total 1800	C 1134	N 317	O 336	S 13	0	0
1	iC	231	Total 1800	C 1134	N 317	O 336	S 13	0	0
1	iD	231	Total 1800	C 1134	N 317	O 336	S 13	0	0
1	iE	231	Total 1800	C 1134	N 317	O 336	S 13	0	0
1	iF	231	Total 1800	C 1134	N 317	O 336	S 13	0	0
1	iG	231	Total 1800	C 1134	N 317	O 336	S 13	0	0
1	iH	231	Total 1800	C 1134	N 317	O 336	S 13	0	0
1	1R	231	Total 1800	C 1134	N 317	O 336	S 13	0	0
1	iI	231	Total 1800	C 1134	N 317	O 336	S 13	0	0
1	iJ	231	Total 1800	C 1134	N 317	O 336	S 13	0	0
1	iK	231	Total 1800	C 1134	N 317	O 336	S 13	0	0
1	iL	231	Total 1800	C 1134	N 317	O 336	S 13	0	0
1	iM	231	Total 1800	C 1134	N 317	O 336	S 13	0	0
1	iN	231	Total 1800	C 1134	N 317	O 336	S 13	0	0
1	iO	231	Total 1800	C 1134	N 317	O 336	S 13	0	0
1	iP	231	Total 1800	C 1134	N 317	O 336	S 13	0	0
1	iQ	231	Total 1800	C 1134	N 317	O 336	S 13	0	0

*Continued on next page...*

*Continued from previous page...*

Mol	Chain	Residues	Atoms					AltConf	Trace
1	iR	231	Total 1800	C 1134	N 317	O 336	S 13	0	0
1	lS	231	Total 1800	C 1134	N 317	O 336	S 13	0	0
1	iS	231	Total 1800	C 1134	N 317	O 336	S 13	0	0
1	iT	231	Total 1800	C 1134	N 317	O 336	S 13	0	0
1	iU	231	Total 1800	C 1134	N 317	O 336	S 13	0	0
1	iV	231	Total 1800	C 1134	N 317	O 336	S 13	0	0
1	iW	231	Total 1800	C 1134	N 317	O 336	S 13	0	0
1	iX	231	Total 1800	C 1134	N 317	O 336	S 13	0	0
1	iY	231	Total 1800	C 1134	N 317	O 336	S 13	0	0
1	iZ	231	Total 1800	C 1134	N 317	O 336	S 13	0	0
1	j0	231	Total 1800	C 1134	N 317	O 336	S 13	0	0
1	j1	231	Total 1800	C 1134	N 317	O 336	S 13	0	0
1	lT	231	Total 1800	C 1134	N 317	O 336	S 13	0	0
1	j2	231	Total 1800	C 1134	N 317	O 336	S 13	0	0
1	j3	231	Total 1800	C 1134	N 317	O 336	S 13	0	0
1	j4	231	Total 1800	C 1134	N 317	O 336	S 13	0	0
1	j5	231	Total 1800	C 1134	N 317	O 336	S 13	0	0
1	j6	231	Total 1800	C 1134	N 317	O 336	S 13	0	0
1	j7	231	Total 1800	C 1134	N 317	O 336	S 13	0	0
1	j8	231	Total 1800	C 1134	N 317	O 336	S 13	0	0
1	j9	231	Total 1800	C 1134	N 317	O 336	S 13	0	0

*Continued on next page...*

*Continued from previous page...*

Mol	Chain	Residues	Atoms					AltConf	Trace
1	ja	231	Total 1800	C 1134	N 317	O 336	S 13	0	0
1	jb	231	Total 1800	C 1134	N 317	O 336	S 13	0	0
1	1U	231	Total 1800	C 1134	N 317	O 336	S 13	0	0
1	jc	231	Total 1800	C 1134	N 317	O 336	S 13	0	0
1	jd	231	Total 1800	C 1134	N 317	O 336	S 13	0	0
1	je	231	Total 1800	C 1134	N 317	O 336	S 13	0	0
1	jf	231	Total 1800	C 1134	N 317	O 336	S 13	0	0
1	yg	231	Total 1800	C 1134	N 317	O 336	S 13	0	0
1	jh	231	Total 1800	C 1134	N 317	O 336	S 13	0	0
1	ji	231	Total 1800	C 1134	N 317	O 336	S 13	0	0
1	jj	231	Total 1800	C 1134	N 317	O 336	S 13	0	0
1	jk	231	Total 1800	C 1134	N 317	O 336	S 13	0	0
1	jl	231	Total 1800	C 1134	N 317	O 336	S 13	0	0
1	1V	231	Total 1800	C 1134	N 317	O 336	S 13	0	0
1	jm	231	Total 1800	C 1134	N 317	O 336	S 13	0	0
1	jn	231	Total 1800	C 1134	N 317	O 336	S 13	0	0
1	jo	231	Total 1800	C 1134	N 317	O 336	S 13	0	0
1	jp	231	Total 1800	C 1134	N 317	O 336	S 13	0	0
1	jq	231	Total 1800	C 1134	N 317	O 336	S 13	0	0
1	jr	231	Total 1800	C 1134	N 317	O 336	S 13	0	0
1	js	231	Total 1800	C 1134	N 317	O 336	S 13	0	0

*Continued on next page...*

*Continued from previous page...*

Mol	Chain	Residues	Atoms					AltConf	Trace
1	jt	231	Total 1800	C 1134	N 317	O 336	S 13	0	0
1	ju	231	Total 1800	C 1134	N 317	O 336	S 13	0	0
1	jv	231	Total 1800	C 1134	N 317	O 336	S 13	0	0
1	1W	231	Total 1800	C 1134	N 317	O 336	S 13	0	0
1	jw	231	Total 1800	C 1134	N 317	O 336	S 13	0	0
1	jx	231	Total 1800	C 1134	N 317	O 336	S 13	0	0
1	jy	231	Total 1800	C 1134	N 317	O 336	S 13	0	0
1	jz	231	Total 1800	C 1134	N 317	O 336	S 13	0	0
1	jA	231	Total 1800	C 1134	N 317	O 336	S 13	0	0
1	jB	231	Total 1800	C 1134	N 317	O 336	S 13	0	0
1	jC	231	Total 1800	C 1134	N 317	O 336	S 13	0	0
1	jD	231	Total 1800	C 1134	N 317	O 336	S 13	0	0
1	jE	231	Total 1800	C 1134	N 317	O 336	S 13	0	0
1	jF	231	Total 1800	C 1134	N 317	O 336	S 13	0	0
1	1X	231	Total 1800	C 1134	N 317	O 336	S 13	0	0
1	jG	231	Total 1800	C 1134	N 317	O 336	S 13	0	0
1	jH	231	Total 1800	C 1134	N 317	O 336	S 13	0	0
1	jI	231	Total 1800	C 1134	N 317	O 336	S 13	0	0
1	jJ	231	Total 1800	C 1134	N 317	O 336	S 13	0	0
1	jK	231	Total 1800	C 1134	N 317	O 336	S 13	0	0
1	jL	231	Total 1800	C 1134	N 317	O 336	S 13	0	0

*Continued on next page...*

*Continued from previous page...*

Mol	Chain	Residues	Atoms					AltConf	Trace
1	jM	231	Total 1800	C 1134	N 317	O 336	S 13	0	0
1	jN	231	Total 1800	C 1134	N 317	O 336	S 13	0	0
1	jO	231	Total 1800	C 1134	N 317	O 336	S 13	0	0
1	jP	231	Total 1800	C 1134	N 317	O 336	S 13	0	0
1	1Y	231	Total 1800	C 1134	N 317	O 336	S 13	0	0
1	jQ	231	Total 1800	C 1134	N 317	O 336	S 13	0	0
1	jR	231	Total 1800	C 1134	N 317	O 336	S 13	0	0
1	jS	231	Total 1800	C 1134	N 317	O 336	S 13	0	0
1	jT	231	Total 1800	C 1134	N 317	O 336	S 13	0	0
1	jU	231	Total 1800	C 1134	N 317	O 336	S 13	0	0
1	jV	231	Total 1800	C 1134	N 317	O 336	S 13	0	0
1	jW	231	Total 1800	C 1134	N 317	O 336	S 13	0	0
1	jX	231	Total 1800	C 1134	N 317	O 336	S 13	0	0
1	jY	231	Total 1800	C 1134	N 317	O 336	S 13	0	0
1	jZ	231	Total 1800	C 1134	N 317	O 336	S 13	0	0
1	1Z	231	Total 1800	C 1134	N 317	O 336	S 13	0	0
1	k0	231	Total 1800	C 1134	N 317	O 336	S 13	0	0
1	k1	231	Total 1800	C 1134	N 317	O 336	S 13	0	0
1	k2	231	Total 1800	C 1134	N 317	O 336	S 13	0	0
1	k3	231	Total 1800	C 1134	N 317	O 336	S 13	0	0
1	k4	231	Total 1800	C 1134	N 317	O 336	S 13	0	0

*Continued on next page...*

*Continued from previous page...*

Mol	Chain	Residues	Atoms					AltConf	Trace
1	k5	231	Total 1800	C 1134	N 317	O 336	S 13	0	0
1	k6	231	Total 1800	C 1134	N 317	O 336	S 13	0	0
1	k7	231	Total 1800	C 1134	N 317	O 336	S 13	0	0
1	k8	231	Total 1800	C 1134	N 317	O 336	S 13	0	0
1	k9	231	Total 1800	C 1134	N 317	O 336	S 13	0	0
1	20	231	Total 1800	C 1134	N 317	O 336	S 13	0	0
1	ka	231	Total 1800	C 1134	N 317	O 336	S 13	0	0
1	kb	231	Total 1800	C 1134	N 317	O 336	S 13	0	0
1	kc	231	Total 1800	C 1134	N 317	O 336	S 13	0	0
1	kd	231	Total 1800	C 1134	N 317	O 336	S 13	0	0
1	ke	231	Total 1800	C 1134	N 317	O 336	S 13	0	0
1	kf	231	Total 1800	C 1134	N 317	O 336	S 13	0	0
1	kg	231	Total 1800	C 1134	N 317	O 336	S 13	0	0
1	kh	231	Total 1800	C 1134	N 317	O 336	S 13	0	0
1	ki	231	Total 1800	C 1134	N 317	O 336	S 13	0	0
1	kj	231	Total 1800	C 1134	N 317	O 336	S 13	0	0
1	21	231	Total 1800	C 1134	N 317	O 336	S 13	0	0
1	kk	231	Total 1800	C 1134	N 317	O 336	S 13	0	0
1	kl	231	Total 1800	C 1134	N 317	O 336	S 13	0	0
1	km	231	Total 1800	C 1134	N 317	O 336	S 13	0	0
1	kn	231	Total 1800	C 1134	N 317	O 336	S 13	0	0

*Continued on next page...*

*Continued from previous page...*

Mol	Chain	Residues	Atoms					AltConf	Trace
1	ko	231	Total 1800	C 1134	N 317	O 336	S 13	0	0
1	kp	231	Total 1800	C 1134	N 317	O 336	S 13	0	0
1	kq	231	Total 1800	C 1134	N 317	O 336	S 13	0	0
1	kr	231	Total 1800	C 1134	N 317	O 336	S 13	0	0
1	ks	231	Total 1800	C 1134	N 317	O 336	S 13	0	0
1	kt	231	Total 1800	C 1134	N 317	O 336	S 13	0	0
1	22	231	Total 1800	C 1134	N 317	O 336	S 13	0	0
1	ku	231	Total 1800	C 1134	N 317	O 336	S 13	0	0
1	231	Total 1800	C 1134	N 317	O 336	S 13	0	0	
1	kw	231	Total 1800	C 1134	N 317	O 336	S 13	0	0
1	kx	231	Total 1800	C 1134	N 317	O 336	S 13	0	0
1	ky	231	Total 1800	C 1134	N 317	O 336	S 13	0	0
1	kz	231	Total 1800	C 1134	N 317	O 336	S 13	0	0
1	kA	231	Total 1800	C 1134	N 317	O 336	S 13	0	0
1	kB	231	Total 1800	C 1134	N 317	O 336	S 13	0	0
1	kC	231	Total 1800	C 1134	N 317	O 336	S 13	0	0
1	kD	231	Total 1800	C 1134	N 317	O 336	S 13	0	0
1	23	231	Total 1800	C 1134	N 317	O 336	S 13	0	0
1	kE	231	Total 1800	C 1134	N 317	O 336	S 13	0	0
1	kF	231	Total 1800	C 1134	N 317	O 336	S 13	0	0
1	kG	231	Total 1800	C 1134	N 317	O 336	S 13	0	0

*Continued on next page...*

*Continued from previous page...*

Mol	Chain	Residues	Atoms					AltConf	Trace
1	kH	231	Total 1800	C 1134	N 317	O 336	S 13	0	0
1	kI	231	Total 1800	C 1134	N 317	O 336	S 13	0	0
1	kJ	231	Total 1800	C 1134	N 317	O 336	S 13	0	0
1	kK	231	Total 1800	C 1134	N 317	O 336	S 13	0	0
1	kL	231	Total 1800	C 1134	N 317	O 336	S 13	0	0
1	kM	231	Total 1800	C 1134	N 317	O 336	S 13	0	0
1	kN	231	Total 1800	C 1134	N 317	O 336	S 13	0	0
1	24	231	Total 1800	C 1134	N 317	O 336	S 13	0	0
1	kO	231	Total 1800	C 1134	N 317	O 336	S 13	0	0
1	kP	231	Total 1800	C 1134	N 317	O 336	S 13	0	0
1	kQ	231	Total 1800	C 1134	N 317	O 336	S 13	0	0
1	kR	231	Total 1800	C 1134	N 317	O 336	S 13	0	0
1	kS	231	Total 1800	C 1134	N 317	O 336	S 13	0	0
1	kT	231	Total 1800	C 1134	N 317	O 336	S 13	0	0
1	kU	231	Total 1800	C 1134	N 317	O 336	S 13	0	0
1	kV	231	Total 1800	C 1134	N 317	O 336	S 13	0	0
1	kW	231	Total 1800	C 1134	N 317	O 336	S 13	0	0
1	kX	231	Total 1800	C 1134	N 317	O 336	S 13	0	0
1	25	231	Total 1800	C 1134	N 317	O 336	S 13	0	0
1	kY	231	Total 1800	C 1134	N 317	O 336	S 13	0	0
1	kZ	231	Total 1800	C 1134	N 317	O 336	S 13	0	0

*Continued on next page...*



*Continued from previous page...*

Mol	Chain	Residues	Atoms					AltConf	Trace
1	l0	231	Total 1800	C 1134	N 317	O 336	S 13	0	0
1	l1	231	Total 1800	C 1134	N 317	O 336	S 13	0	0
1	l2	231	Total 1800	C 1134	N 317	O 336	S 13	0	0
1	l3	231	Total 1800	C 1134	N 317	O 336	S 13	0	0
1	l4	231	Total 1800	C 1134	N 317	O 336	S 13	0	0
1	l5	231	Total 1800	C 1134	N 317	O 336	S 13	0	0
1	l6	231	Total 1800	C 1134	N 317	O 336	S 13	0	0
1	l7	231	Total 1800	C 1134	N 317	O 336	S 13	0	0
1	26	231	Total 1800	C 1134	N 317	O 336	S 13	0	0
1	l8	231	Total 1800	C 1134	N 317	O 336	S 13	0	0
1	l9	231	Total 1800	C 1134	N 317	O 336	S 13	0	0
1	la	231	Total 1800	C 1134	N 317	O 336	S 13	0	0
1	lb	231	Total 1800	C 1134	N 317	O 336	S 13	0	0
1	lc	231	Total 1800	C 1134	N 317	O 336	S 13	0	0
1	ld	231	Total 1800	C 1134	N 317	O 336	S 13	0	0
1	le	231	Total 1800	C 1134	N 317	O 336	S 13	0	0
1	lf	231	Total 1800	C 1134	N 317	O 336	S 13	0	0
1	lg	231	Total 1800	C 1134	N 317	O 336	S 13	0	0
1	lh	231	Total 1800	C 1134	N 317	O 336	S 13	0	0
1	27	231	Total 1800	C 1134	N 317	O 336	S 13	0	0
1	li	231	Total 1800	C 1134	N 317	O 336	S 13	0	0

*Continued on next page...*

*Continued from previous page...*

Mol	Chain	Residues	Atoms					AltConf	Trace
1	lj	231	Total 1800	C 1134	N 317	O 336	S 13	0	0
1	lk	231	Total 1800	C 1134	N 317	O 336	S 13	0	0
1	ll	231	Total 1800	C 1134	N 317	O 336	S 13	0	0
1	lm	231	Total 1800	C 1134	N 317	O 336	S 13	0	0
1	ln	231	Total 1800	C 1134	N 317	O 336	S 13	0	0
1	lo	231	Total 1800	C 1134	N 317	O 336	S 13	0	0
1	lp	231	Total 1800	C 1134	N 317	O 336	S 13	0	0
1	lq	231	Total 1800	C 1134	N 317	O 336	S 13	0	0
1	lr	231	Total 1800	C 1134	N 317	O 336	S 13	0	0
1	28	231	Total 1800	C 1134	N 317	O 336	S 13	0	0
1	ls	231	Total 1800	C 1134	N 317	O 336	S 13	0	0
1	lt	231	Total 1800	C 1134	N 317	O 336	S 13	0	0
1	lu	231	Total 1800	C 1134	N 317	O 336	S 13	0	0
1	lv	231	Total 1800	C 1134	N 317	O 336	S 13	0	0
1	lw	231	Total 1800	C 1134	N 317	O 336	S 13	0	0
1	lx	231	Total 1800	C 1134	N 317	O 336	S 13	0	0
1	ly	231	Total 1800	C 1134	N 317	O 336	S 13	0	0
1	lz	231	Total 1800	C 1134	N 317	O 336	S 13	0	0
1	lA	231	Total 1800	C 1134	N 317	O 336	S 13	0	0
1	lB	231	Total 1800	C 1134	N 317	O 336	S 13	0	0
1	29	231	Total 1800	C 1134	N 317	O 336	S 13	0	0

*Continued on next page...*

*Continued from previous page...*

Mol	Chain	Residues	Atoms					AltConf	Trace
1	lC	231	Total 1800	C 1134	N 317	O 336	S 13	0	0
1	lD	231	Total 1800	C 1134	N 317	O 336	S 13	0	0
1	lE	231	Total 1800	C 1134	N 317	O 336	S 13	0	0
1	lF	231	Total 1800	C 1134	N 317	O 336	S 13	0	0
1	lG	231	Total 1800	C 1134	N 317	O 336	S 13	0	0
1	lH	231	Total 1800	C 1134	N 317	O 336	S 13	0	0
1	lI	231	Total 1800	C 1134	N 317	O 336	S 13	0	0
1	lJ	231	Total 1800	C 1134	N 317	O 336	S 13	0	0
1	lK	231	Total 1800	C 1134	N 317	O 336	S 13	0	0
1	lL	231	Total 1800	C 1134	N 317	O 336	S 13	0	0
1	2a	231	Total 1800	C 1134	N 317	O 336	S 13	0	0
1	lM	231	Total 1800	C 1134	N 317	O 336	S 13	0	0
1	lN	231	Total 1800	C 1134	N 317	O 336	S 13	0	0
1	lO	231	Total 1800	C 1134	N 317	O 336	S 13	0	0
1	lP	231	Total 1800	C 1134	N 317	O 336	S 13	0	0
1	lQ	231	Total 1800	C 1134	N 317	O 336	S 13	0	0
1	lR	231	Total 1800	C 1134	N 317	O 336	S 13	0	0
1	2b	231	Total 1800	C 1134	N 317	O 336	S 13	0	0
1	2c	231	Total 1800	C 1134	N 317	O 336	S 13	0	0
1	2d	231	Total 1800	C 1134	N 317	O 336	S 13	0	0
1	2e	231	Total 1800	C 1134	N 317	O 336	S 13	0	0

*Continued on next page...*

*Continued from previous page...*

Mol	Chain	Residues	Atoms					AltConf	Trace
1	2f	231	Total 1800	C 1134	N 317	O 336	S 13	0	0
1	2g	231	Total 1800	C 1134	N 317	O 336	S 13	0	0
1	2h	231	Total 1800	C 1134	N 317	O 336	S 13	0	0
1	2i	231	Total 1800	C 1134	N 317	O 336	S 13	0	0
1	2j	231	Total 1800	C 1134	N 317	O 336	S 13	0	0
1	2k	231	Total 1800	C 1134	N 317	O 336	S 13	0	0
1	2l	231	Total 1800	C 1134	N 317	O 336	S 13	0	0
1	2m	231	Total 1800	C 1134	N 317	O 336	S 13	0	0
1	2n	231	Total 1800	C 1134	N 317	O 336	S 13	0	0
1	2o	231	Total 1800	C 1134	N 317	O 336	S 13	0	0
1	2p	231	Total 1800	C 1134	N 317	O 336	S 13	0	0
1	2q	231	Total 1800	C 1134	N 317	O 336	S 13	0	0
1	2r	231	Total 1800	C 1134	N 317	O 336	S 13	0	0
1	2s	231	Total 1800	C 1134	N 317	O 336	S 13	0	0
1	2t	231	Total 1800	C 1134	N 317	O 336	S 13	0	0
1	2u	231	Total 1800	C 1134	N 317	O 336	S 13	0	0
1	2v	231	Total 1800	C 1134	N 317	O 336	S 13	0	0
1	2w	231	Total 1800	C 1134	N 317	O 336	S 13	0	0
1	2x	231	Total 1800	C 1134	N 317	O 336	S 13	0	0
1	2y	231	Total 1800	C 1134	N 317	O 336	S 13	0	0
1	2z	231	Total 1800	C 1134	N 317	O 336	S 13	0	0

*Continued on next page...*

*Continued from previous page...*

Mol	Chain	Residues	Atoms					AltConf	Trace
1	2A	231	Total 1800	C 1134	N 317	O 336	S 13	0	0
1	2B	231	Total 1800	C 1134	N 317	O 336	S 13	0	0
1	2C	231	Total 1800	C 1134	N 317	O 336	S 13	0	0
1	2D	231	Total 1800	C 1134	N 317	O 336	S 13	0	0
1	2E	231	Total 1800	C 1134	N 317	O 336	S 13	0	0
1	2F	231	Total 1800	C 1134	N 317	O 336	S 13	0	0
1	2G	231	Total 1800	C 1134	N 317	O 336	S 13	0	0
1	2H	231	Total 1800	C 1134	N 317	O 336	S 13	0	0
1	2I	231	Total 1800	C 1134	N 317	O 336	S 13	0	0
1	2J	231	Total 1800	C 1134	N 317	O 336	S 13	0	0
1	2K	231	Total 1800	C 1134	N 317	O 336	S 13	0	0
1	2L	231	Total 1800	C 1134	N 317	O 336	S 13	0	0
1	2M	231	Total 1800	C 1134	N 317	O 336	S 13	0	0
1	2N	231	Total 1800	C 1134	N 317	O 336	S 13	0	0
1	2O	231	Total 1800	C 1134	N 317	O 336	S 13	0	0
1	2P	231	Total 1800	C 1134	N 317	O 336	S 13	0	0
1	2Q	231	Total 1800	C 1134	N 317	O 336	S 13	0	0
1	2R	231	Total 1800	C 1134	N 317	O 336	S 13	0	0
1	2S	231	Total 1800	C 1134	N 317	O 336	S 13	0	0
1	2T	231	Total 1800	C 1134	N 317	O 336	S 13	0	0
1	2U	231	Total 1800	C 1134	N 317	O 336	S 13	0	0

*Continued on next page...*

*Continued from previous page...*

Mol	Chain	Residues	Atoms					AltConf	Trace
1	2V	231	Total 1800	C 1134	N 317	O 336	S 13	0	0
1	2W	231	Total 1800	C 1134	N 317	O 336	S 13	0	0
1	2X	231	Total 1800	C 1134	N 317	O 336	S 13	0	0
1	2Y	231	Total 1800	C 1134	N 317	O 336	S 13	0	0
1	2Z	231	Total 1800	C 1134	N 317	O 336	S 13	0	0
1	30	231	Total 1800	C 1134	N 317	O 336	S 13	0	0
1	31	231	Total 1800	C 1134	N 317	O 336	S 13	0	0
1	32	231	Total 1800	C 1134	N 317	O 336	S 13	0	0
1	33	231	Total 1800	C 1134	N 317	O 336	S 13	0	0
1	34	231	Total 1800	C 1134	N 317	O 336	S 13	0	0
1	35	231	Total 1800	C 1134	N 317	O 336	S 13	0	0
1	36	231	Total 1800	C 1134	N 317	O 336	S 13	0	0
1	37	231	Total 1800	C 1134	N 317	O 336	S 13	0	0
1	38	231	Total 1800	C 1134	N 317	O 336	S 13	0	0
1	39	231	Total 1800	C 1134	N 317	O 336	S 13	0	0
1	3a	231	Total 1800	C 1134	N 317	O 336	S 13	0	0
1	3b	231	Total 1800	C 1134	N 317	O 336	S 13	0	0
1	3c	231	Total 1800	C 1134	N 317	O 336	S 13	0	0
1	3d	231	Total 1800	C 1134	N 317	O 336	S 13	0	0
1	3e	231	Total 1800	C 1134	N 317	O 336	S 13	0	0
1	3f	231	Total 1800	C 1134	N 317	O 336	S 13	0	0

*Continued on next page...*

*Continued from previous page...*

Mol	Chain	Residues	Atoms					AltConf	Trace
1	3g	231	Total 1800	C 1134	N 317	O 336	S 13	0	0
1	3h	231	Total 1800	C 1134	N 317	O 336	S 13	0	0
1	3i	231	Total 1800	C 1134	N 317	O 336	S 13	0	0
1	3j	231	Total 1800	C 1134	N 317	O 336	S 13	0	0
1	3k	231	Total 1800	C 1134	N 317	O 336	S 13	0	0
1	3l	231	Total 1800	C 1134	N 317	O 336	S 13	0	0
1	3m	231	Total 1800	C 1134	N 317	O 336	S 13	0	0
1	3n	231	Total 1800	C 1134	N 317	O 336	S 13	0	0
1	3o	231	Total 1800	C 1134	N 317	O 336	S 13	0	0
1	3p	231	Total 1800	C 1134	N 317	O 336	S 13	0	0
1	3q	231	Total 1800	C 1134	N 317	O 336	S 13	0	0
1	3r	231	Total 1800	C 1134	N 317	O 336	S 13	0	0
1	3s	231	Total 1800	C 1134	N 317	O 336	S 13	0	0
1	3t	231	Total 1800	C 1134	N 317	O 336	S 13	0	0
1	3u	231	Total 1800	C 1134	N 317	O 336	S 13	0	0
1	3v	231	Total 1800	C 1134	N 317	O 336	S 13	0	0
1	3w	231	Total 1800	C 1134	N 317	O 336	S 13	0	0
1	3x	231	Total 1800	C 1134	N 317	O 336	S 13	0	0
1	3y	231	Total 1800	C 1134	N 317	O 336	S 13	0	0
1	3z	231	Total 1800	C 1134	N 317	O 336	S 13	0	0
1	3A	231	Total 1800	C 1134	N 317	O 336	S 13	0	0

*Continued on next page...*

*Continued from previous page...*

Mol	Chain	Residues	Atoms					AltConf	Trace
1	3B	231	Total 1800	C 1134	N 317	O 336	S 13	0	0
1	3C	231	Total 1800	C 1134	N 317	O 336	S 13	0	0
1	3D	231	Total 1800	C 1134	N 317	O 336	S 13	0	0
1	3E	231	Total 1800	C 1134	N 317	O 336	S 13	0	0
1	3F	231	Total 1800	C 1134	N 317	O 336	S 13	0	0
1	3G	231	Total 1800	C 1134	N 317	O 336	S 13	0	0
1	3H	231	Total 1800	C 1134	N 317	O 336	S 13	0	0
1	3I	231	Total 1800	C 1134	N 317	O 336	S 13	0	0
1	3J	231	Total 1800	C 1134	N 317	O 336	S 13	0	0
1	3K	231	Total 1800	C 1134	N 317	O 336	S 13	0	0
1	3L	231	Total 1800	C 1134	N 317	O 336	S 13	0	0
1	3M	231	Total 1800	C 1134	N 317	O 336	S 13	0	0
1	3N	231	Total 1800	C 1134	N 317	O 336	S 13	0	0
1	3O	231	Total 1800	C 1134	N 317	O 336	S 13	0	0
1	3P	231	Total 1800	C 1134	N 317	O 336	S 13	0	0
1	3Q	231	Total 1800	C 1134	N 317	O 336	S 13	0	0
1	3R	231	Total 1800	C 1134	N 317	O 336	S 13	0	0
1	3S	231	Total 1800	C 1134	N 317	O 336	S 13	0	0
1	3T	231	Total 1800	C 1134	N 317	O 336	S 13	0	0
1	3U	231	Total 1800	C 1134	N 317	O 336	S 13	0	0
1	3V	231	Total 1800	C 1134	N 317	O 336	S 13	0	0

*Continued on next page...*



*Continued from previous page...*

Mol	Chain	Residues	Atoms					AltConf	Trace
1	3W	231	Total 1800	C 1134	N 317	O 336	S 13	0	0
1	3X	231	Total 1800	C 1134	N 317	O 336	S 13	0	0
1	3Y	231	Total 1800	C 1134	N 317	O 336	S 13	0	0
1	3Z	231	Total 1800	C 1134	N 317	O 336	S 13	0	0
1	40	231	Total 1800	C 1134	N 317	O 336	S 13	0	0
1	41	231	Total 1800	C 1134	N 317	O 336	S 13	0	0
1	42	231	Total 1800	C 1134	N 317	O 336	S 13	0	0
1	43	231	Total 1800	C 1134	N 317	O 336	S 13	0	0
1	44	231	Total 1800	C 1134	N 317	O 336	S 13	0	0
1	45	231	Total 1800	C 1134	N 317	O 336	S 13	0	0
1	46	231	Total 1800	C 1134	N 317	O 336	S 13	0	0
1	47	231	Total 1800	C 1134	N 317	O 336	S 13	0	0
1	48	231	Total 1800	C 1134	N 317	O 336	S 13	0	0
1	49	231	Total 1800	C 1134	N 317	O 336	S 13	0	0
1	4a	231	Total 1800	C 1134	N 317	O 336	S 13	0	0
1	4b	231	Total 1800	C 1134	N 317	O 336	S 13	0	0
1	4c	231	Total 1800	C 1134	N 317	O 336	S 13	0	0
1	4d	231	Total 1800	C 1134	N 317	O 336	S 13	0	0
1	4e	231	Total 1800	C 1134	N 317	O 336	S 13	0	0
1	4f	231	Total 1800	C 1134	N 317	O 336	S 13	0	0
1	4g	231	Total 1800	C 1134	N 317	O 336	S 13	0	0

*Continued on next page...*

*Continued from previous page...*

Mol	Chain	Residues	Atoms					AltConf	Trace
1	4h	231	Total 1800	C 1134	N 317	O 336	S 13	0	0
1	4i	231	Total 1800	C 1134	N 317	O 336	S 13	0	0
1	4j	231	Total 1800	C 1134	N 317	O 336	S 13	0	0
1	4k	231	Total 1800	C 1134	N 317	O 336	S 13	0	0
1	4l	231	Total 1800	C 1134	N 317	O 336	S 13	0	0
1	4m	231	Total 1800	C 1134	N 317	O 336	S 13	0	0
1	4n	231	Total 1800	C 1134	N 317	O 336	S 13	0	0
1	4o	231	Total 1800	C 1134	N 317	O 336	S 13	0	0
1	4p	231	Total 1800	C 1134	N 317	O 336	S 13	0	0
1	4q	231	Total 1800	C 1134	N 317	O 336	S 13	0	0
1	4r	231	Total 1800	C 1134	N 317	O 336	S 13	0	0
1	4s	231	Total 1800	C 1134	N 317	O 336	S 13	0	0
1	4t	231	Total 1800	C 1134	N 317	O 336	S 13	0	0
1	4u	231	Total 1800	C 1134	N 317	O 336	S 13	0	0
1	4v	231	Total 1800	C 1134	N 317	O 336	S 13	0	0
1	4w	231	Total 1800	C 1134	N 317	O 336	S 13	0	0
1	4x	231	Total 1800	C 1134	N 317	O 336	S 13	0	0
1	4y	231	Total 1800	C 1134	N 317	O 336	S 13	0	0
1	4z	231	Total 1800	C 1134	N 317	O 336	S 13	0	0
1	4A	231	Total 1800	C 1134	N 317	O 336	S 13	0	0
1	4B	231	Total 1800	C 1134	N 317	O 336	S 13	0	0

*Continued on next page...*

*Continued from previous page...*

Mol	Chain	Residues	Atoms					AltConf	Trace
1	4C	231	Total 1800	C 1134	N 317	O 336	S 13	0	0
1	4D	231	Total 1800	C 1134	N 317	O 336	S 13	0	0
1	4E	231	Total 1800	C 1134	N 317	O 336	S 13	0	0
1	4F	231	Total 1800	C 1134	N 317	O 336	S 13	0	0
1	4G	231	Total 1800	C 1134	N 317	O 336	S 13	0	0
1	4H	231	Total 1800	C 1134	N 317	O 336	S 13	0	0
1	4I	231	Total 1800	C 1134	N 317	O 336	S 13	0	0
1	4J	231	Total 1800	C 1134	N 317	O 336	S 13	0	0
1	4K	231	Total 1800	C 1134	N 317	O 336	S 13	0	0
1	4L	231	Total 1800	C 1134	N 317	O 336	S 13	0	0
1	4M	231	Total 1800	C 1134	N 317	O 336	S 13	0	0
1	4N	231	Total 1800	C 1134	N 317	O 336	S 13	0	0
1	4O	231	Total 1800	C 1134	N 317	O 336	S 13	0	0
1	4P	231	Total 1800	C 1134	N 317	O 336	S 13	0	0
1	4Q	231	Total 1800	C 1134	N 317	O 336	S 13	0	0
1	4R	231	Total 1800	C 1134	N 317	O 336	S 13	0	0
1	4S	231	Total 1800	C 1134	N 317	O 336	S 13	0	0
1	4T	231	Total 1800	C 1134	N 317	O 336	S 13	0	0
1	4U	231	Total 1800	C 1134	N 317	O 336	S 13	0	0
1	4V	231	Total 1800	C 1134	N 317	O 336	S 13	0	0
1	4W	231	Total 1800	C 1134	N 317	O 336	S 13	0	0

*Continued on next page...*

*Continued from previous page...*

Mol	Chain	Residues	Atoms					AltConf	Trace
1	4X	231	Total 1800	C 1134	N 317	O 336	S 13	0	0
1	4Y	231	Total 1800	C 1134	N 317	O 336	S 13	0	0
1	4Z	231	Total 1800	C 1134	N 317	O 336	S 13	0	0
1	50	231	Total 1800	C 1134	N 317	O 336	S 13	0	0
1	51	231	Total 1800	C 1134	N 317	O 336	S 13	0	0
1	52	231	Total 1800	C 1134	N 317	O 336	S 13	0	0
1	53	231	Total 1800	C 1134	N 317	O 336	S 13	0	0
1	54	231	Total 1800	C 1134	N 317	O 336	S 13	0	0
1	55	231	Total 1800	C 1134	N 317	O 336	S 13	0	0
1	56	231	Total 1800	C 1134	N 317	O 336	S 13	0	0
1	57	231	Total 1800	C 1134	N 317	O 336	S 13	0	0
1	58	231	Total 1800	C 1134	N 317	O 336	S 13	0	0
1	59	231	Total 1800	C 1134	N 317	O 336	S 13	0	0
1	5a	231	Total 1800	C 1134	N 317	O 336	S 13	0	0
1	5b	231	Total 1800	C 1134	N 317	O 336	S 13	0	0
1	5c	231	Total 1800	C 1134	N 317	O 336	S 13	0	0
1	5d	231	Total 1800	C 1134	N 317	O 336	S 13	0	0
1	5e	231	Total 1800	C 1134	N 317	O 336	S 13	0	0
1	5f	231	Total 1800	C 1134	N 317	O 336	S 13	0	0
1	5g	231	Total 1800	C 1134	N 317	O 336	S 13	0	0
1	5h	231	Total 1800	C 1134	N 317	O 336	S 13	0	0

*Continued on next page...*

*Continued from previous page...*

Mol	Chain	Residues	Atoms					AltConf	Trace
1	5i	231	Total 1800	C 1134	N 317	O 336	S 13	0	0
1	5j	231	Total 1800	C 1134	N 317	O 336	S 13	0	0
1	5k	231	Total 1800	C 1134	N 317	O 336	S 13	0	0
1	5l	231	Total 1800	C 1134	N 317	O 336	S 13	0	0
1	5m	231	Total 1800	C 1134	N 317	O 336	S 13	0	0
1	5n	231	Total 1800	C 1134	N 317	O 336	S 13	0	0
1	5o	231	Total 1800	C 1134	N 317	O 336	S 13	0	0
1	5p	231	Total 1800	C 1134	N 317	O 336	S 13	0	0
1	5q	231	Total 1800	C 1134	N 317	O 336	S 13	0	0
1	5r	231	Total 1800	C 1134	N 317	O 336	S 13	0	0
1	5s	231	Total 1800	C 1134	N 317	O 336	S 13	0	0
1	5t	231	Total 1800	C 1134	N 317	O 336	S 13	0	0
1	5u	231	Total 1800	C 1134	N 317	O 336	S 13	0	0
1	5v	231	Total 1800	C 1134	N 317	O 336	S 13	0	0
1	5w	231	Total 1800	C 1134	N 317	O 336	S 13	0	0
1	5x	231	Total 1800	C 1134	N 317	O 336	S 13	0	0
1	5y	231	Total 1800	C 1134	N 317	O 336	S 13	0	0
1	5z	231	Total 1800	C 1134	N 317	O 336	S 13	0	0
1	5A	231	Total 1800	C 1134	N 317	O 336	S 13	0	0
1	5B	231	Total 1800	C 1134	N 317	O 336	S 13	0	0
1	5C	231	Total 1800	C 1134	N 317	O 336	S 13	0	0

*Continued on next page...*

*Continued from previous page...*

Mol	Chain	Residues	Atoms					AltConf	Trace
1	5D	231	Total 1800	C 1134	N 317	O 336	S 13	0	0
1	5E	231	Total 1800	C 1134	N 317	O 336	S 13	0	0
1	5F	231	Total 1800	C 1134	N 317	O 336	S 13	0	0
1	5G	231	Total 1800	C 1134	N 317	O 336	S 13	0	0
1	5H	231	Total 1800	C 1134	N 317	O 336	S 13	0	0
1	5I	231	Total 1800	C 1134	N 317	O 336	S 13	0	0
1	5J	231	Total 1800	C 1134	N 317	O 336	S 13	0	0
1	5K	231	Total 1800	C 1134	N 317	O 336	S 13	0	0
1	5L	231	Total 1800	C 1134	N 317	O 336	S 13	0	0
1	5M	231	Total 1800	C 1134	N 317	O 336	S 13	0	0
1	5N	231	Total 1800	C 1134	N 317	O 336	S 13	0	0
1	5O	231	Total 1800	C 1134	N 317	O 336	S 13	0	0
1	5P	231	Total 1800	C 1134	N 317	O 336	S 13	0	0
1	5Q	231	Total 1800	C 1134	N 317	O 336	S 13	0	0
1	5R	231	Total 1800	C 1134	N 317	O 336	S 13	0	0
1	5S	231	Total 1800	C 1134	N 317	O 336	S 13	0	0
1	5T	231	Total 1800	C 1134	N 317	O 336	S 13	0	0
1	5U	231	Total 1800	C 1134	N 317	O 336	S 13	0	0
1	5V	231	Total 1800	C 1134	N 317	O 336	S 13	0	0
1	5W	231	Total 1800	C 1134	N 317	O 336	S 13	0	0
1	5X	231	Total 1800	C 1134	N 317	O 336	S 13	0	0

*Continued on next page...*

*Continued from previous page...*

Mol	Chain	Residues	Atoms					AltConf	Trace
1	5Y	231	Total 1800	C 1134	N 317	O 336	S 13	0	0
1	5Z	231	Total 1800	C 1134	N 317	O 336	S 13	0	0
1	60	231	Total 1800	C 1134	N 317	O 336	S 13	0	0
1	61	231	Total 1800	C 1134	N 317	O 336	S 13	0	0
1	62	231	Total 1800	C 1134	N 317	O 336	S 13	0	0
1	63	231	Total 1800	C 1134	N 317	O 336	S 13	0	0
1	64	231	Total 1800	C 1134	N 317	O 336	S 13	0	0
1	65	231	Total 1800	C 1134	N 317	O 336	S 13	0	0
1	66	231	Total 1800	C 1134	N 317	O 336	S 13	0	0
1	67	231	Total 1800	C 1134	N 317	O 336	S 13	0	0
1	68	231	Total 1800	C 1134	N 317	O 336	S 13	0	0
1	69	231	Total 1800	C 1134	N 317	O 336	S 13	0	0
1	6a	231	Total 1800	C 1134	N 317	O 336	S 13	0	0
1	6b	231	Total 1800	C 1134	N 317	O 336	S 13	0	0
1	6c	231	Total 1800	C 1134	N 317	O 336	S 13	0	0
1	6d	231	Total 1800	C 1134	N 317	O 336	S 13	0	0
1	6e	231	Total 1800	C 1134	N 317	O 336	S 13	0	0
1	6f	231	Total 1800	C 1134	N 317	O 336	S 13	0	0
1	6g	231	Total 1800	C 1134	N 317	O 336	S 13	0	0
1	6h	231	Total 1800	C 1134	N 317	O 336	S 13	0	0
1	6i	231	Total 1800	C 1134	N 317	O 336	S 13	0	0

*Continued on next page...*

*Continued from previous page...*

Mol	Chain	Residues	Atoms					AltConf	Trace
1	6j	231	Total 1800	C 1134	N 317	O 336	S 13	0	0
1	6k	231	Total 1800	C 1134	N 317	O 336	S 13	0	0
1	6l	231	Total 1800	C 1134	N 317	O 336	S 13	0	0
1	6m	231	Total 1800	C 1134	N 317	O 336	S 13	0	0
1	6n	231	Total 1800	C 1134	N 317	O 336	S 13	0	0
1	6o	231	Total 1800	C 1134	N 317	O 336	S 13	0	0
1	6p	231	Total 1800	C 1134	N 317	O 336	S 13	0	0
1	6q	231	Total 1800	C 1134	N 317	O 336	S 13	0	0
1	6r	231	Total 1800	C 1134	N 317	O 336	S 13	0	0
1	6s	231	Total 1800	C 1134	N 317	O 336	S 13	0	0
1	6t	231	Total 1800	C 1134	N 317	O 336	S 13	0	0
1	6u	231	Total 1800	C 1134	N 317	O 336	S 13	0	0
1	6v	231	Total 1800	C 1134	N 317	O 336	S 13	0	0
1	6w	231	Total 1800	C 1134	N 317	O 336	S 13	0	0
1	6x	231	Total 1800	C 1134	N 317	O 336	S 13	0	0
1	6y	231	Total 1800	C 1134	N 317	O 336	S 13	0	0
1	6z	231	Total 1800	C 1134	N 317	O 336	S 13	0	0
1	6A	231	Total 1800	C 1134	N 317	O 336	S 13	0	0
1	6B	231	Total 1800	C 1134	N 317	O 336	S 13	0	0
1	6C	231	Total 1800	C 1134	N 317	O 336	S 13	0	0
1	6D	231	Total 1800	C 1134	N 317	O 336	S 13	0	0

*Continued on next page...*



*Continued from previous page...*

Mol	Chain	Residues	Atoms					AltConf	Trace
1	6E	231	Total 1800	C 1134	N 317	O 336	S 13	0	0
1	6F	231	Total 1800	C 1134	N 317	O 336	S 13	0	0
1	6G	231	Total 1800	C 1134	N 317	O 336	S 13	0	0
1	6H	231	Total 1800	C 1134	N 317	O 336	S 13	0	0
1	6I	231	Total 1800	C 1134	N 317	O 336	S 13	0	0
1	6J	231	Total 1800	C 1134	N 317	O 336	S 13	0	0
1	6K	231	Total 1800	C 1134	N 317	O 336	S 13	0	0
1	6L	231	Total 1800	C 1134	N 317	O 336	S 13	0	0
1	6M	231	Total 1800	C 1134	N 317	O 336	S 13	0	0
1	6N	231	Total 1800	C 1134	N 317	O 336	S 13	0	0
1	6O	231	Total 1800	C 1134	N 317	O 336	S 13	0	0
1	6P	231	Total 1800	C 1134	N 317	O 336	S 13	0	0
1	6Q	231	Total 1800	C 1134	N 317	O 336	S 13	0	0
1	6R	231	Total 1800	C 1134	N 317	O 336	S 13	0	0
1	6S	231	Total 1800	C 1134	N 317	O 336	S 13	0	0
1	6T	231	Total 1800	C 1134	N 317	O 336	S 13	0	0
1	6U	231	Total 1800	C 1134	N 317	O 336	S 13	0	0
1	6V	231	Total 1800	C 1134	N 317	O 336	S 13	0	0
1	6W	231	Total 1800	C 1134	N 317	O 336	S 13	0	0
1	6X	231	Total 1800	C 1134	N 317	O 336	S 13	0	0
1	6Y	231	Total 1800	C 1134	N 317	O 336	S 13	0	0

*Continued on next page...*

*Continued from previous page...*

Mol	Chain	Residues	Atoms					AltConf	Trace
1	6Z	231	Total 1800	C 1134	N 317	O 336	S 13	0	0
1	70	231	Total 1800	C 1134	N 317	O 336	S 13	0	0
1	71	231	Total 1800	C 1134	N 317	O 336	S 13	0	0
1	72	231	Total 1800	C 1134	N 317	O 336	S 13	0	0
1	73	231	Total 1800	C 1134	N 317	O 336	S 13	0	0
1	74	231	Total 1800	C 1134	N 317	O 336	S 13	0	0
1	75	231	Total 1800	C 1134	N 317	O 336	S 13	0	0
1	76	231	Total 1800	C 1134	N 317	O 336	S 13	0	0
1	77	231	Total 1800	C 1134	N 317	O 336	S 13	0	0
1	78	231	Total 1800	C 1134	N 317	O 336	S 13	0	0
1	79	231	Total 1800	C 1134	N 317	O 336	S 13	0	0
1	7a	231	Total 1800	C 1134	N 317	O 336	S 13	0	0
1	7b	231	Total 1800	C 1134	N 317	O 336	S 13	0	0
1	7c	231	Total 1800	C 1134	N 317	O 336	S 13	0	0
1	7d	231	Total 1800	C 1134	N 317	O 336	S 13	0	0
1	7e	231	Total 1800	C 1134	N 317	O 336	S 13	0	0
1	7f	231	Total 1800	C 1134	N 317	O 336	S 13	0	0
1	7g	231	Total 1800	C 1134	N 317	O 336	S 13	0	0
1	7h	231	Total 1800	C 1134	N 317	O 336	S 13	0	0
1	7i	231	Total 1800	C 1134	N 317	O 336	S 13	0	0
1	7j	231	Total 1800	C 1134	N 317	O 336	S 13	0	0

*Continued on next page...*

*Continued from previous page...*

Mol	Chain	Residues	Atoms					AltConf	Trace
1	7k	231	Total 1800	C 1134	N 317	O 336	S 13	0	0
1	7l	231	Total 1800	C 1134	N 317	O 336	S 13	0	0
1	7m	231	Total 1800	C 1134	N 317	O 336	S 13	0	0
1	7n	231	Total 1800	C 1134	N 317	O 336	S 13	0	0
1	7o	231	Total 1800	C 1134	N 317	O 336	S 13	0	0
1	7p	231	Total 1800	C 1134	N 317	O 336	S 13	0	0
1	7q	231	Total 1800	C 1134	N 317	O 336	S 13	0	0
1	7r	231	Total 1800	C 1134	N 317	O 336	S 13	0	0
1	7s	231	Total 1800	C 1134	N 317	O 336	S 13	0	0
1	7t	231	Total 1800	C 1134	N 317	O 336	S 13	0	0
1	7u	231	Total 1800	C 1134	N 317	O 336	S 13	0	0
1	7v	231	Total 1800	C 1134	N 317	O 336	S 13	0	0
1	7w	231	Total 1800	C 1134	N 317	O 336	S 13	0	0
1	7x	231	Total 1800	C 1134	N 317	O 336	S 13	0	0
1	7y	231	Total 1800	C 1134	N 317	O 336	S 13	0	0
1	7z	231	Total 1800	C 1134	N 317	O 336	S 13	0	0
1	7A	231	Total 1800	C 1134	N 317	O 336	S 13	0	0
1	7B	231	Total 1800	C 1134	N 317	O 336	S 13	0	0
1	7C	231	Total 1800	C 1134	N 317	O 336	S 13	0	0
1	7D	231	Total 1800	C 1134	N 317	O 336	S 13	0	0
1	7E	231	Total 1800	C 1134	N 317	O 336	S 13	0	0

*Continued on next page...*

*Continued from previous page...*

Mol	Chain	Residues	Atoms					AltConf	Trace
1	7F	231	Total 1800	C 1134	N 317	O 336	S 13	0	0
1	7G	231	Total 1800	C 1134	N 317	O 336	S 13	0	0
1	7H	231	Total 1800	C 1134	N 317	O 336	S 13	0	0
1	7I	231	Total 1800	C 1134	N 317	O 336	S 13	0	0
1	7J	231	Total 1800	C 1134	N 317	O 336	S 13	0	0
1	7K	231	Total 1800	C 1134	N 317	O 336	S 13	0	0
1	7L	231	Total 1800	C 1134	N 317	O 336	S 13	0	0
1	7M	231	Total 1800	C 1134	N 317	O 336	S 13	0	0
1	7N	231	Total 1800	C 1134	N 317	O 336	S 13	0	0
1	7O	231	Total 1800	C 1134	N 317	O 336	S 13	0	0
1	7P	231	Total 1800	C 1134	N 317	O 336	S 13	0	0
1	7Q	231	Total 1800	C 1134	N 317	O 336	S 13	0	0
1	7R	231	Total 1800	C 1134	N 317	O 336	S 13	0	0
1	7S	231	Total 1800	C 1134	N 317	O 336	S 13	0	0
1	7T	231	Total 1800	C 1134	N 317	O 336	S 13	0	0
1	7U	231	Total 1800	C 1134	N 317	O 336	S 13	0	0
1	7V	231	Total 1800	C 1134	N 317	O 336	S 13	0	0
1	7W	231	Total 1800	C 1134	N 317	O 336	S 13	0	0
1	7X	231	Total 1800	C 1134	N 317	O 336	S 13	0	0
1	7Y	231	Total 1800	C 1134	N 317	O 336	S 13	0	0
1	7Z	231	Total 1800	C 1134	N 317	O 336	S 13	0	0

*Continued on next page...*

*Continued from previous page...*

Mol	Chain	Residues	Atoms					AltConf	Trace
1	80	231	Total 1800	C 1134	N 317	O 336	S 13	0	0
1	81	231	Total 1800	C 1134	N 317	O 336	S 13	0	0
1	82	231	Total 1800	C 1134	N 317	O 336	S 13	0	0
1	83	231	Total 1800	C 1134	N 317	O 336	S 13	0	0
1	84	231	Total 1800	C 1134	N 317	O 336	S 13	0	0
1	85	231	Total 1800	C 1134	N 317	O 336	S 13	0	0
1	86	231	Total 1800	C 1134	N 317	O 336	S 13	0	0
1	87	231	Total 1800	C 1134	N 317	O 336	S 13	0	0
1	88	231	Total 1800	C 1134	N 317	O 336	S 13	0	0
1	89	231	Total 1800	C 1134	N 317	O 336	S 13	0	0
1	8a	231	Total 1800	C 1134	N 317	O 336	S 13	0	0
1	8b	231	Total 1800	C 1134	N 317	O 336	S 13	0	0
1	8c	231	Total 1800	C 1134	N 317	O 336	S 13	0	0
1	8d	231	Total 1800	C 1134	N 317	O 336	S 13	0	0
1	8e	231	Total 1800	C 1134	N 317	O 336	S 13	0	0
1	8f	231	Total 1800	C 1134	N 317	O 336	S 13	0	0
1	8g	231	Total 1800	C 1134	N 317	O 336	S 13	0	0
1	8h	231	Total 1800	C 1134	N 317	O 336	S 13	0	0
1	8i	231	Total 1800	C 1134	N 317	O 336	S 13	0	0
1	8j	231	Total 1800	C 1134	N 317	O 336	S 13	0	0
1	8k	231	Total 1800	C 1134	N 317	O 336	S 13	0	0

*Continued on next page...*

*Continued from previous page...*

Mol	Chain	Residues	Atoms					AltConf	Trace
1	8l	231	Total 1800	C 1134	N 317	O 336	S 13	0	0
1	8m	231	Total 1800	C 1134	N 317	O 336	S 13	0	0
1	8n	231	Total 1800	C 1134	N 317	O 336	S 13	0	0
1	8o	231	Total 1800	C 1134	N 317	O 336	S 13	0	0
1	8p	231	Total 1800	C 1134	N 317	O 336	S 13	0	0
1	8q	231	Total 1800	C 1134	N 317	O 336	S 13	0	0
1	8r	231	Total 1800	C 1134	N 317	O 336	S 13	0	0
1	8s	231	Total 1800	C 1134	N 317	O 336	S 13	0	0
1	8t	231	Total 1800	C 1134	N 317	O 336	S 13	0	0
1	8u	231	Total 1800	C 1134	N 317	O 336	S 13	0	0
1	8v	231	Total 1800	C 1134	N 317	O 336	S 13	0	0
1	8w	231	Total 1800	C 1134	N 317	O 336	S 13	0	0
1	8x	231	Total 1800	C 1134	N 317	O 336	S 13	0	0
1	8y	231	Total 1800	C 1134	N 317	O 336	S 13	0	0
1	8z	231	Total 1800	C 1134	N 317	O 336	S 13	0	0
1	8A	231	Total 1800	C 1134	N 317	O 336	S 13	0	0
1	8B	231	Total 1800	C 1134	N 317	O 336	S 13	0	0
1	8C	231	Total 1800	C 1134	N 317	O 336	S 13	0	0
1	8D	231	Total 1800	C 1134	N 317	O 336	S 13	0	0
1	8E	231	Total 1800	C 1134	N 317	O 336	S 13	0	0
1	8F	231	Total 1800	C 1134	N 317	O 336	S 13	0	0

*Continued on next page...*

*Continued from previous page...*

Mol	Chain	Residues	Atoms					AltConf	Trace
1	8G	231	Total 1800	C 1134	N 317	O 336	S 13	0	0
1	8H	231	Total 1800	C 1134	N 317	O 336	S 13	0	0
1	8I	231	Total 1800	C 1134	N 317	O 336	S 13	0	0
1	8J	231	Total 1800	C 1134	N 317	O 336	S 13	0	0
1	8K	231	Total 1800	C 1134	N 317	O 336	S 13	0	0
1	8L	231	Total 1800	C 1134	N 317	O 336	S 13	0	0
1	8M	231	Total 1800	C 1134	N 317	O 336	S 13	0	0
1	8N	231	Total 1800	C 1134	N 317	O 336	S 13	0	0
1	8O	231	Total 1800	C 1134	N 317	O 336	S 13	0	0
1	8P	231	Total 1800	C 1134	N 317	O 336	S 13	0	0
1	8Q	231	Total 1800	C 1134	N 317	O 336	S 13	0	0
1	8R	231	Total 1800	C 1134	N 317	O 336	S 13	0	0
1	8S	231	Total 1800	C 1134	N 317	O 336	S 13	0	0
1	8T	231	Total 1800	C 1134	N 317	O 336	S 13	0	0
1	8U	231	Total 1800	C 1134	N 317	O 336	S 13	0	0
1	8V	231	Total 1800	C 1134	N 317	O 336	S 13	0	0
1	8W	231	Total 1800	C 1134	N 317	O 336	S 13	0	0
1	8X	231	Total 1800	C 1134	N 317	O 336	S 13	0	0
1	8Y	231	Total 1800	C 1134	N 317	O 336	S 13	0	0
1	8Z	231	Total 1800	C 1134	N 317	O 336	S 13	0	0
1	90	231	Total 1800	C 1134	N 317	O 336	S 13	0	0

*Continued on next page...*

*Continued from previous page...*

Mol	Chain	Residues	Atoms					AltConf	Trace
1	91	231	Total 1800	C 1134	N 317	O 336	S 13	0	0
1	92	231	Total 1800	C 1134	N 317	O 336	S 13	0	0
1	93	231	Total 1800	C 1134	N 317	O 336	S 13	0	0
1	94	231	Total 1800	C 1134	N 317	O 336	S 13	0	0
1	95	231	Total 1800	C 1134	N 317	O 336	S 13	0	0
1	96	231	Total 1800	C 1134	N 317	O 336	S 13	0	0
1	97	231	Total 1800	C 1134	N 317	O 336	S 13	0	0
1	98	231	Total 1800	C 1134	N 317	O 336	S 13	0	0
1	99	231	Total 1800	C 1134	N 317	O 336	S 13	0	0
1	9a	231	Total 1800	C 1134	N 317	O 336	S 13	0	0
1	9b	231	Total 1800	C 1134	N 317	O 336	S 13	0	0
1	9c	231	Total 1800	C 1134	N 317	O 336	S 13	0	0
1	9d	231	Total 1800	C 1134	N 317	O 336	S 13	0	0
1	9e	231	Total 1800	C 1134	N 317	O 336	S 13	0	0
1	9f	231	Total 1800	C 1134	N 317	O 336	S 13	0	0
1	9g	231	Total 1800	C 1134	N 317	O 336	S 13	0	0
1	9h	231	Total 1800	C 1134	N 317	O 336	S 13	0	0
1	9i	231	Total 1800	C 1134	N 317	O 336	S 13	0	0
1	9j	231	Total 1800	C 1134	N 317	O 336	S 13	0	0
1	9k	231	Total 1800	C 1134	N 317	O 336	S 13	0	0
1	9l	231	Total 1800	C 1134	N 317	O 336	S 13	0	0

*Continued on next page...*



*Continued from previous page...*

Mol	Chain	Residues	Atoms					AltConf	Trace
1	9m	231	Total 1800	C 1134	N 317	O 336	S 13	0	0
1	9n	231	Total 1800	C 1134	N 317	O 336	S 13	0	0
1	9o	231	Total 1800	C 1134	N 317	O 336	S 13	0	0
1	9p	231	Total 1800	C 1134	N 317	O 336	S 13	0	0
1	9q	231	Total 1800	C 1134	N 317	O 336	S 13	0	0
1	9r	231	Total 1800	C 1134	N 317	O 336	S 13	0	0
1	9s	231	Total 1800	C 1134	N 317	O 336	S 13	0	0
1	9t	231	Total 1800	C 1134	N 317	O 336	S 13	0	0
1	9u	231	Total 1800	C 1134	N 317	O 336	S 13	0	0
1	9v	231	Total 1800	C 1134	N 317	O 336	S 13	0	0
1	9w	231	Total 1800	C 1134	N 317	O 336	S 13	0	0
1	9x	231	Total 1800	C 1134	N 317	O 336	S 13	0	0
1	9y	231	Total 1800	C 1134	N 317	O 336	S 13	0	0
1	9z	231	Total 1800	C 1134	N 317	O 336	S 13	0	0
1	9A	231	Total 1800	C 1134	N 317	O 336	S 13	0	0
1	9B	231	Total 1800	C 1134	N 317	O 336	S 13	0	0
1	9C	231	Total 1800	C 1134	N 317	O 336	S 13	0	0
1	9D	231	Total 1800	C 1134	N 317	O 336	S 13	0	0
1	9E	231	Total 1800	C 1134	N 317	O 336	S 13	0	0
1	9F	231	Total 1800	C 1134	N 317	O 336	S 13	0	0
1	9G	231	Total 1800	C 1134	N 317	O 336	S 13	0	0

*Continued on next page...*

*Continued from previous page...*

Mol	Chain	Residues	Atoms					AltConf	Trace
1	9H	231	Total 1800	C 1134	N 317	O 336	S 13	0	0
1	9I	231	Total 1800	C 1134	N 317	O 336	S 13	0	0
1	9J	231	Total 1800	C 1134	N 317	O 336	S 13	0	0
1	9K	231	Total 1800	C 1134	N 317	O 336	S 13	0	0
1	9L	231	Total 1800	C 1134	N 317	O 336	S 13	0	0
1	9M	231	Total 1800	C 1134	N 317	O 336	S 13	0	0
1	9N	231	Total 1800	C 1134	N 317	O 336	S 13	0	0
1	9O	231	Total 1800	C 1134	N 317	O 336	S 13	0	0
1	9P	231	Total 1800	C 1134	N 317	O 336	S 13	0	0
1	Y	231	Total 1800	C 1134	N 317	O 336	S 13	0	0
1	9Q	231	Total 1800	C 1134	N 317	O 336	S 13	0	0
1	9R	231	Total 1800	C 1134	N 317	O 336	S 13	0	0
1	9S	231	Total 1800	C 1134	N 317	O 336	S 13	0	0
1	9T	231	Total 1800	C 1134	N 317	O 336	S 13	0	0
1	9U	231	Total 1800	C 1134	N 317	O 336	S 13	0	0
1	9V	231	Total 1800	C 1134	N 317	O 336	S 13	0	0
1	9W	231	Total 1800	C 1134	N 317	O 336	S 13	0	0
1	9X	231	Total 1800	C 1134	N 317	O 336	S 13	0	0
1	9Y	231	Total 1800	C 1134	N 317	O 336	S 13	0	0
1	9Z	231	Total 1800	C 1134	N 317	O 336	S 13	0	0
1	Z	231	Total 1800	C 1134	N 317	O 336	S 13	0	0

*Continued on next page...*

*Continued from previous page...*

Mol	Chain	Residues	Atoms					AltConf	Trace
1	a0	231	Total 1800	C 1134	N 317	O 336	S 13	0	0
1	a1	231	Total 1800	C 1134	N 317	O 336	S 13	0	0
1	a2	231	Total 1800	C 1134	N 317	O 336	S 13	0	0
1	a3	231	Total 1800	C 1134	N 317	O 336	S 13	0	0
1	a4	231	Total 1800	C 1134	N 317	O 336	S 13	0	0
1	a5	231	Total 1800	C 1134	N 317	O 336	S 13	0	0
1	a6	231	Total 1800	C 1134	N 317	O 336	S 13	0	0
1	a7	231	Total 1800	C 1134	N 317	O 336	S 13	0	0
1	a8	231	Total 1800	C 1134	N 317	O 336	S 13	0	0
1	a9	231	Total 1800	C 1134	N 317	O 336	S 13	0	0
1	10	231	Total 1800	C 1134	N 317	O 336	S 13	0	0
1	aa	231	Total 1800	C 1134	N 317	O 336	S 13	0	0
1	ab	231	Total 1800	C 1134	N 317	O 336	S 13	0	0
1	ac	231	Total 1800	C 1134	N 317	O 336	S 13	0	0
1	ad	231	Total 1800	C 1134	N 317	O 336	S 13	0	0
1	ae	231	Total 1800	C 1134	N 317	O 336	S 13	0	0
1	af	231	Total 1800	C 1134	N 317	O 336	S 13	0	0
1	ag	231	Total 1800	C 1134	N 317	O 336	S 13	0	0
1	ah	231	Total 1800	C 1134	N 317	O 336	S 13	0	0
1	ai	231	Total 1800	C 1134	N 317	O 336	S 13	0	0
1	aj	231	Total 1800	C 1134	N 317	O 336	S 13	0	0

*Continued on next page...*

*Continued from previous page...*

Mol	Chain	Residues	Atoms					AltConf	Trace
1	11	231	Total 1800	C 1134	N 317	O 336	S 13	0	0
1	ak	231	Total 1800	C 1134	N 317	O 336	S 13	0	0
1	al	231	Total 1800	C 1134	N 317	O 336	S 13	0	0
1	am	231	Total 1800	C 1134	N 317	O 336	S 13	0	0
1	an	231	Total 1800	C 1134	N 317	O 336	S 13	0	0
1	ao	231	Total 1800	C 1134	N 317	O 336	S 13	0	0
1	ap	231	Total 1800	C 1134	N 317	O 336	S 13	0	0
1	aq	231	Total 1800	C 1134	N 317	O 336	S 13	0	0
1	ar	231	Total 1800	C 1134	N 317	O 336	S 13	0	0
1	as	231	Total 1800	C 1134	N 317	O 336	S 13	0	0
1	at	231	Total 1800	C 1134	N 317	O 336	S 13	0	0
1	12	231	Total 1800	C 1134	N 317	O 336	S 13	0	0
1	au	231	Total 1800	C 1134	N 317	O 336	S 13	0	0
1	av	231	Total 1800	C 1134	N 317	O 336	S 13	0	0
1	aw	231	Total 1800	C 1134	N 317	O 336	S 13	0	0
1	ax	231	Total 1800	C 1134	N 317	O 336	S 13	0	0
1	ay	231	Total 1800	C 1134	N 317	O 336	S 13	0	0
1	az	231	Total 1800	C 1134	N 317	O 336	S 13	0	0
1	aA	231	Total 1800	C 1134	N 317	O 336	S 13	0	0
1	aB	231	Total 1800	C 1134	N 317	O 336	S 13	0	0
1	aC	231	Total 1800	C 1134	N 317	O 336	S 13	0	0

*Continued on next page...*

*Continued from previous page...*

Mol	Chain	Residues	Atoms					AltConf	Trace
1	aD	231	Total 1800	C 1134	N 317	O 336	S 13	0	0
1	13	231	Total 1800	C 1134	N 317	O 336	S 13	0	0
1	aE	231	Total 1800	C 1134	N 317	O 336	S 13	0	0
1	aF	231	Total 1800	C 1134	N 317	O 336	S 13	0	0
1	aG	231	Total 1800	C 1134	N 317	O 336	S 13	0	0
1	aH	231	Total 1800	C 1134	N 317	O 336	S 13	0	0
1	aI	231	Total 1800	C 1134	N 317	O 336	S 13	0	0
1	aJ	231	Total 1800	C 1134	N 317	O 336	S 13	0	0
1	aK	231	Total 1800	C 1134	N 317	O 336	S 13	0	0
1	aL	231	Total 1800	C 1134	N 317	O 336	S 13	0	0
1	aM	231	Total 1800	C 1134	N 317	O 336	S 13	0	0
1	aN	231	Total 1800	C 1134	N 317	O 336	S 13	0	0
1	14	231	Total 1800	C 1134	N 317	O 336	S 13	0	0
1	aO	231	Total 1800	C 1134	N 317	O 336	S 13	0	0
1	aP	231	Total 1800	C 1134	N 317	O 336	S 13	0	0
1	aQ	231	Total 1800	C 1134	N 317	O 336	S 13	0	0
1	aR	231	Total 1800	C 1134	N 317	O 336	S 13	0	0
1	aS	231	Total 1800	C 1134	N 317	O 336	S 13	0	0
1	aT	231	Total 1800	C 1134	N 317	O 336	S 13	0	0
1	aU	231	Total 1800	C 1134	N 317	O 336	S 13	0	0
1	aV	231	Total 1800	C 1134	N 317	O 336	S 13	0	0

*Continued on next page...*

*Continued from previous page...*

Mol	Chain	Residues	Atoms					AltConf	Trace
1	aW	231	Total 1800	C 1134	N 317	O 336	S 13	0	0
1	aX	231	Total 1800	C 1134	N 317	O 336	S 13	0	0
1	15	231	Total 1800	C 1134	N 317	O 336	S 13	0	0
1	aY	231	Total 1800	C 1134	N 317	O 336	S 13	0	0
1	aZ	231	Total 1800	C 1134	N 317	O 336	S 13	0	0
1	b0	231	Total 1800	C 1134	N 317	O 336	S 13	0	0
1	b1	231	Total 1800	C 1134	N 317	O 336	S 13	0	0
1	b2	231	Total 1800	C 1134	N 317	O 336	S 13	0	0
1	b3	231	Total 1800	C 1134	N 317	O 336	S 13	0	0
1	b4	231	Total 1800	C 1134	N 317	O 336	S 13	0	0
1	b5	231	Total 1800	C 1134	N 317	O 336	S 13	0	0
1	b6	231	Total 1800	C 1134	N 317	O 336	S 13	0	0
1	b7	231	Total 1800	C 1134	N 317	O 336	S 13	0	0
1	16	231	Total 1800	C 1134	N 317	O 336	S 13	0	0
1	b8	231	Total 1800	C 1134	N 317	O 336	S 13	0	0
1	b9	231	Total 1800	C 1134	N 317	O 336	S 13	0	0
1	ba	231	Total 1800	C 1134	N 317	O 336	S 13	0	0
1	bb	231	Total 1800	C 1134	N 317	O 336	S 13	0	0
1	bc	231	Total 1800	C 1134	N 317	O 336	S 13	0	0
1	bd	231	Total 1800	C 1134	N 317	O 336	S 13	0	0
1	be	231	Total 1800	C 1134	N 317	O 336	S 13	0	0

*Continued on next page...*

*Continued from previous page...*

Mol	Chain	Residues	Atoms					AltConf	Trace
1	bf	231	Total 1800	C 1134	N 317	O 336	S 13	0	0
1	bg	231	Total 1800	C 1134	N 317	O 336	S 13	0	0
1	bh	231	Total 1800	C 1134	N 317	O 336	S 13	0	0
1	17	231	Total 1800	C 1134	N 317	O 336	S 13	0	0
1	bi	231	Total 1800	C 1134	N 317	O 336	S 13	0	0
1	bj	231	Total 1800	C 1134	N 317	O 336	S 13	0	0
1	bk	231	Total 1800	C 1134	N 317	O 336	S 13	0	0
1	bl	231	Total 1800	C 1134	N 317	O 336	S 13	0	0
1	bm	231	Total 1800	C 1134	N 317	O 336	S 13	0	0
1	bn	231	Total 1800	C 1134	N 317	O 336	S 13	0	0
1	bo	231	Total 1800	C 1134	N 317	O 336	S 13	0	0
1	bp	231	Total 1800	C 1134	N 317	O 336	S 13	0	0
1	bq	231	Total 1800	C 1134	N 317	O 336	S 13	0	0
1	br	231	Total 1800	C 1134	N 317	O 336	S 13	0	0
1	18	231	Total 1800	C 1134	N 317	O 336	S 13	0	0
1	bs	231	Total 1800	C 1134	N 317	O 336	S 13	0	0
1	bt	231	Total 1800	C 1134	N 317	O 336	S 13	0	0
1	bu	231	Total 1800	C 1134	N 317	O 336	S 13	0	0
1	bv	231	Total 1800	C 1134	N 317	O 336	S 13	0	0
1	bw	231	Total 1800	C 1134	N 317	O 336	S 13	0	0
1	bx	231	Total 1800	C 1134	N 317	O 336	S 13	0	0

*Continued on next page...*

*Continued from previous page...*

Mol	Chain	Residues	Atoms					AltConf	Trace
1	by	231	Total 1800	C 1134	N 317	O 336	S 13	0	0
1	bz	231	Total 1800	C 1134	N 317	O 336	S 13	0	0
1	bA	231	Total 1800	C 1134	N 317	O 336	S 13	0	0
1	bB	231	Total 1800	C 1134	N 317	O 336	S 13	0	0
1	19	231	Total 1800	C 1134	N 317	O 336	S 13	0	0
1	bC	231	Total 1800	C 1134	N 317	O 336	S 13	0	0
1	bD	231	Total 1800	C 1134	N 317	O 336	S 13	0	0
1	bE	231	Total 1800	C 1134	N 317	O 336	S 13	0	0
1	bF	231	Total 1800	C 1134	N 317	O 336	S 13	0	0
1	bG	231	Total 1800	C 1134	N 317	O 336	S 13	0	0
1	bH	231	Total 1800	C 1134	N 317	O 336	S 13	0	0
1	bI	231	Total 1800	C 1134	N 317	O 336	S 13	0	0
1	bJ	231	Total 1800	C 1134	N 317	O 336	S 13	0	0
1	bK	231	Total 1800	C 1134	N 317	O 336	S 13	0	0
1	bL	231	Total 1800	C 1134	N 317	O 336	S 13	0	0
1	1a	231	Total 1800	C 1134	N 317	O 336	S 13	0	0
1	bM	231	Total 1800	C 1134	N 317	O 336	S 13	0	0
1	bN	231	Total 1800	C 1134	N 317	O 336	S 13	0	0
1	bO	231	Total 1800	C 1134	N 317	O 336	S 13	0	0
1	bP	231	Total 1800	C 1134	N 317	O 336	S 13	0	0
1	bQ	231	Total 1800	C 1134	N 317	O 336	S 13	0	0

*Continued on next page...*



*Continued from previous page...*

Mol	Chain	Residues	Atoms					AltConf	Trace
1	bR	231	Total 1800	C 1134	N 317	O 336	S 13	0	0
1	bS	231	Total 1800	C 1134	N 317	O 336	S 13	0	0
1	bT	231	Total 1800	C 1134	N 317	O 336	S 13	0	0
1	bU	231	Total 1800	C 1134	N 317	O 336	S 13	0	0
1	bV	231	Total 1800	C 1134	N 317	O 336	S 13	0	0
1	1b	231	Total 1800	C 1134	N 317	O 336	S 13	0	0
1	bW	231	Total 1800	C 1134	N 317	O 336	S 13	0	0
1	bX	231	Total 1800	C 1134	N 317	O 336	S 13	0	0
1	bY	231	Total 1800	C 1134	N 317	O 336	S 13	0	0
1	bZ	231	Total 1800	C 1134	N 317	O 336	S 13	0	0
1	c0	231	Total 1800	C 1134	N 317	O 336	S 13	0	0
1	c1	231	Total 1800	C 1134	N 317	O 336	S 13	0	0
1	c2	231	Total 1800	C 1134	N 317	O 336	S 13	0	0
1	c3	231	Total 1800	C 1134	N 317	O 336	S 13	0	0
1	c4	231	Total 1800	C 1134	N 317	O 336	S 13	0	0
1	c5	231	Total 1800	C 1134	N 317	O 336	S 13	0	0
1	1c	231	Total 1800	C 1134	N 317	O 336	S 13	0	0
1	c6	231	Total 1800	C 1134	N 317	O 336	S 13	0	0
1	c7	231	Total 1800	C 1134	N 317	O 336	S 13	0	0
1	c8	231	Total 1800	C 1134	N 317	O 336	S 13	0	0
1	c9	231	Total 1800	C 1134	N 317	O 336	S 13	0	0

*Continued on next page...*

*Continued from previous page...*

Mol	Chain	Residues	Atoms					AltConf	Trace
1	ca	231	Total 1800	C 1134	N 317	O 336	S 13	0	0
1	cb	231	Total 1800	C 1134	N 317	O 336	S 13	0	0
1	cc	231	Total 1800	C 1134	N 317	O 336	S 13	0	0
1	cd	231	Total 1800	C 1134	N 317	O 336	S 13	0	0
1	ce	231	Total 1800	C 1134	N 317	O 336	S 13	0	0
1	cf	231	Total 1800	C 1134	N 317	O 336	S 13	0	0
1	1d	231	Total 1800	C 1134	N 317	O 336	S 13	0	0
1	cg	231	Total 1800	C 1134	N 317	O 336	S 13	0	0
1	ch	231	Total 1800	C 1134	N 317	O 336	S 13	0	0
1	ci	231	Total 1800	C 1134	N 317	O 336	S 13	0	0
1	cj	231	Total 1800	C 1134	N 317	O 336	S 13	0	0
1	ck	231	Total 1800	C 1134	N 317	O 336	S 13	0	0
1	cl	231	Total 1800	C 1134	N 317	O 336	S 13	0	0
1	cm	231	Total 1800	C 1134	N 317	O 336	S 13	0	0
1	cn	231	Total 1800	C 1134	N 317	O 336	S 13	0	0
1	co	231	Total 1800	C 1134	N 317	O 336	S 13	0	0
1	cp	231	Total 1800	C 1134	N 317	O 336	S 13	0	0
1	1e	231	Total 1800	C 1134	N 317	O 336	S 13	0	0
1	cq	231	Total 1800	C 1134	N 317	O 336	S 13	0	0
1	cr	231	Total 1800	C 1134	N 317	O 336	S 13	0	0
1	cs	231	Total 1800	C 1134	N 317	O 336	S 13	0	0

*Continued on next page...*

*Continued from previous page...*

Mol	Chain	Residues	Atoms					AltConf	Trace
1	ct	231	Total 1800	C 1134	N 317	O 336	S 13	0	0
1	cu	231	Total 1800	C 1134	N 317	O 336	S 13	0	0
1	cv	231	Total 1800	C 1134	N 317	O 336	S 13	0	0
1	cw	231	Total 1800	C 1134	N 317	O 336	S 13	0	0
1	cx	231	Total 1800	C 1134	N 317	O 336	S 13	0	0
1	cy	231	Total 1800	C 1134	N 317	O 336	S 13	0	0
1	cz	231	Total 1800	C 1134	N 317	O 336	S 13	0	0
1	lf	231	Total 1800	C 1134	N 317	O 336	S 13	0	0
1	cA	231	Total 1800	C 1134	N 317	O 336	S 13	0	0
1	cB	231	Total 1800	C 1134	N 317	O 336	S 13	0	0
1	cC	231	Total 1800	C 1134	N 317	O 336	S 13	0	0
1	cD	231	Total 1800	C 1134	N 317	O 336	S 13	0	0
1	cE	231	Total 1800	C 1134	N 317	O 336	S 13	0	0
1	cF	231	Total 1800	C 1134	N 317	O 336	S 13	0	0
1	cG	231	Total 1800	C 1134	N 317	O 336	S 13	0	0
1	cH	231	Total 1800	C 1134	N 317	O 336	S 13	0	0
1	cI	231	Total 1800	C 1134	N 317	O 336	S 13	0	0
1	cJ	231	Total 1800	C 1134	N 317	O 336	S 13	0	0
1	lg	231	Total 1800	C 1134	N 317	O 336	S 13	0	0
1	cK	231	Total 1800	C 1134	N 317	O 336	S 13	0	0
1	cL	231	Total 1800	C 1134	N 317	O 336	S 13	0	0

*Continued on next page...*

*Continued from previous page...*

Mol	Chain	Residues	Atoms					AltConf	Trace
1	cM	231	Total 1800	C 1134	N 317	O 336	S 13	0	0
1	cN	231	Total 1800	C 1134	N 317	O 336	S 13	0	0
1	cO	231	Total 1800	C 1134	N 317	O 336	S 13	0	0
1	cP	231	Total 1800	C 1134	N 317	O 336	S 13	0	0
1	cQ	231	Total 1800	C 1134	N 317	O 336	S 13	0	0
1	cR	231	Total 1800	C 1134	N 317	O 336	S 13	0	0
1	cS	231	Total 1800	C 1134	N 317	O 336	S 13	0	0
1	cT	231	Total 1800	C 1134	N 317	O 336	S 13	0	0
1	lh	231	Total 1800	C 1134	N 317	O 336	S 13	0	0
1	cU	231	Total 1800	C 1134	N 317	O 336	S 13	0	0
1	cV	231	Total 1800	C 1134	N 317	O 336	S 13	0	0
1	cW	231	Total 1800	C 1134	N 317	O 336	S 13	0	0
1	cX	231	Total 1800	C 1134	N 317	O 336	S 13	0	0
1	cY	231	Total 1800	C 1134	N 317	O 336	S 13	0	0
1	cZ	231	Total 1800	C 1134	N 317	O 336	S 13	0	0
1	d0	231	Total 1800	C 1134	N 317	O 336	S 13	0	0
1	d1	231	Total 1800	C 1134	N 317	O 336	S 13	0	0
1	d2	231	Total 1800	C 1134	N 317	O 336	S 13	0	0
1	d3	231	Total 1800	C 1134	N 317	O 336	S 13	0	0
1	li	231	Total 1800	C 1134	N 317	O 336	S 13	0	0
1	d4	231	Total 1800	C 1134	N 317	O 336	S 13	0	0

*Continued on next page...*

*Continued from previous page...*

Mol	Chain	Residues	Atoms					AltConf	Trace
1	d5	231	Total 1800	C 1134	N 317	O 336	S 13	0	0
1	d6	231	Total 1800	C 1134	N 317	O 336	S 13	0	0
1	d7	231	Total 1800	C 1134	N 317	O 336	S 13	0	0
1	d8	231	Total 1800	C 1134	N 317	O 336	S 13	0	0
1	d9	231	Total 1800	C 1134	N 317	O 336	S 13	0	0
1	da	231	Total 1800	C 1134	N 317	O 336	S 13	0	0
1	db	231	Total 1800	C 1134	N 317	O 336	S 13	0	0
1	dc	231	Total 1800	C 1134	N 317	O 336	S 13	0	0
1	dd	231	Total 1800	C 1134	N 317	O 336	S 13	0	0
1	lj	231	Total 1800	C 1134	N 317	O 336	S 13	0	0
1	de	231	Total 1800	C 1134	N 317	O 336	S 13	0	0
1	df	231	Total 1800	C 1134	N 317	O 336	S 13	0	0
1	dg	231	Total 1800	C 1134	N 317	O 336	S 13	0	0
1	dh	231	Total 1800	C 1134	N 317	O 336	S 13	0	0
1	di	231	Total 1800	C 1134	N 317	O 336	S 13	0	0
1	dj	231	Total 1800	C 1134	N 317	O 336	S 13	0	0
1	dk	231	Total 1800	C 1134	N 317	O 336	S 13	0	0
1	dl	231	Total 1800	C 1134	N 317	O 336	S 13	0	0
1	dm	231	Total 1800	C 1134	N 317	O 336	S 13	0	0
1	dn	231	Total 1800	C 1134	N 317	O 336	S 13	0	0
1	lk	231	Total 1800	C 1134	N 317	O 336	S 13	0	0

*Continued on next page...*

*Continued from previous page...*

Mol	Chain	Residues	Atoms					AltConf	Trace
1	do	231	Total 1800	C 1134	N 317	O 336	S 13	0	0
1	dp	231	Total 1800	C 1134	N 317	O 336	S 13	0	0
1	dq	231	Total 1800	C 1134	N 317	O 336	S 13	0	0
1	dr	231	Total 1800	C 1134	N 317	O 336	S 13	0	0
1	ds	231	Total 1800	C 1134	N 317	O 336	S 13	0	0
1	dt	231	Total 1800	C 1134	N 317	O 336	S 13	0	0
1	du	231	Total 1800	C 1134	N 317	O 336	S 13	0	0
1	dv	231	Total 1800	C 1134	N 317	O 336	S 13	0	0
1	dw	231	Total 1800	C 1134	N 317	O 336	S 13	0	0
1	dx	231	Total 1800	C 1134	N 317	O 336	S 13	0	0
1	ll	231	Total 1800	C 1134	N 317	O 336	S 13	0	0
1	dy	231	Total 1800	C 1134	N 317	O 336	S 13	0	0
1	dz	231	Total 1800	C 1134	N 317	O 336	S 13	0	0
1	dA	231	Total 1800	C 1134	N 317	O 336	S 13	0	0
1	dB	231	Total 1800	C 1134	N 317	O 336	S 13	0	0
1	dC	231	Total 1800	C 1134	N 317	O 336	S 13	0	0
1	dD	231	Total 1800	C 1134	N 317	O 336	S 13	0	0
1	dE	231	Total 1800	C 1134	N 317	O 336	S 13	0	0
1	dF	231	Total 1800	C 1134	N 317	O 336	S 13	0	0
1	dG	231	Total 1800	C 1134	N 317	O 336	S 13	0	0
1	dH	231	Total 1800	C 1134	N 317	O 336	S 13	0	0

*Continued on next page...*

*Continued from previous page...*

Mol	Chain	Residues	Atoms					AltConf	Trace
1	1m	231	Total 1800	C 1134	N 317	O 336	S 13	0	0
1	dI	231	Total 1800	C 1134	N 317	O 336	S 13	0	0
1	dJ	231	Total 1800	C 1134	N 317	O 336	S 13	0	0
1	dK	231	Total 1800	C 1134	N 317	O 336	S 13	0	0
1	dL	231	Total 1800	C 1134	N 317	O 336	S 13	0	0
1	dM	231	Total 1800	C 1134	N 317	O 336	S 13	0	0
1	dN	231	Total 1800	C 1134	N 317	O 336	S 13	0	0
1	dO	231	Total 1800	C 1134	N 317	O 336	S 13	0	0
1	dP	231	Total 1800	C 1134	N 317	O 336	S 13	0	0
1	dQ	231	Total 1800	C 1134	N 317	O 336	S 13	0	0
1	dR	231	Total 1800	C 1134	N 317	O 336	S 13	0	0
1	1n	231	Total 1800	C 1134	N 317	O 336	S 13	0	0
1	dS	231	Total 1800	C 1134	N 317	O 336	S 13	0	0
1	dT	231	Total 1800	C 1134	N 317	O 336	S 13	0	0
1	dU	231	Total 1800	C 1134	N 317	O 336	S 13	0	0
1	dV	231	Total 1800	C 1134	N 317	O 336	S 13	0	0
1	dW	231	Total 1800	C 1134	N 317	O 336	S 13	0	0
1	dX	231	Total 1800	C 1134	N 317	O 336	S 13	0	0
1	dY	231	Total 1800	C 1134	N 317	O 336	S 13	0	0
1	dZ	231	Total 1800	C 1134	N 317	O 336	S 13	0	0
1	e0	231	Total 1800	C 1134	N 317	O 336	S 13	0	0

*Continued on next page...*

*Continued from previous page...*

Mol	Chain	Residues	Atoms					AltConf	Trace
1	e1	231	Total 1800	C 1134	N 317	O 336	S 13	0	0
1	lo	231	Total 1800	C 1134	N 317	O 336	S 13	0	0
1	e2	231	Total 1800	C 1134	N 317	O 336	S 13	0	0
1	e3	231	Total 1800	C 1134	N 317	O 336	S 13	0	0
1	e4	231	Total 1800	C 1134	N 317	O 336	S 13	0	0
1	e5	231	Total 1800	C 1134	N 317	O 336	S 13	0	0
1	e6	231	Total 1800	C 1134	N 317	O 336	S 13	0	0
1	e7	231	Total 1800	C 1134	N 317	O 336	S 13	0	0
1	e8	231	Total 1800	C 1134	N 317	O 336	S 13	0	0
1	e9	231	Total 1800	C 1134	N 317	O 336	S 13	0	0
1	ea	231	Total 1800	C 1134	N 317	O 336	S 13	0	0
1	eb	231	Total 1800	C 1134	N 317	O 336	S 13	0	0
1	lp	231	Total 1800	C 1134	N 317	O 336	S 13	0	0
1	ec	231	Total 1800	C 1134	N 317	O 336	S 13	0	0
1	ed	231	Total 1800	C 1134	N 317	O 336	S 13	0	0
1	ee	231	Total 1800	C 1134	N 317	O 336	S 13	0	0
1	ef	231	Total 1800	C 1134	N 317	O 336	S 13	0	0
1	eg	231	Total 1800	C 1134	N 317	O 336	S 13	0	0
1	eh	231	Total 1800	C 1134	N 317	O 336	S 13	0	0
1	ei	231	Total 1800	C 1134	N 317	O 336	S 13	0	0
1	ej	231	Total 1800	C 1134	N 317	O 336	S 13	0	0

*Continued on next page...*



*Continued from previous page...*

Mol	Chain	Residues	Atoms					AltConf	Trace
1	ek	231	Total 1800	C 1134	N 317	O 336	S 13	0	0
1	el	231	Total 1800	C 1134	N 317	O 336	S 13	0	0
1	lq	231	Total 1800	C 1134	N 317	O 336	S 13	0	0
1	em	231	Total 1800	C 1134	N 317	O 336	S 13	0	0
1	en	231	Total 1800	C 1134	N 317	O 336	S 13	0	0
1	eo	231	Total 1800	C 1134	N 317	O 336	S 13	0	0
1	ep	231	Total 1800	C 1134	N 317	O 336	S 13	0	0
1	eq	231	Total 1800	C 1134	N 317	O 336	S 13	0	0
1	er	231	Total 1800	C 1134	N 317	O 336	S 13	0	0
1	es	231	Total 1800	C 1134	N 317	O 336	S 13	0	0
1	et	231	Total 1800	C 1134	N 317	O 336	S 13	0	0
1	eu	231	Total 1800	C 1134	N 317	O 336	S 13	0	0
1	ev	231	Total 1800	C 1134	N 317	O 336	S 13	0	0
1	lr	231	Total 1800	C 1134	N 317	O 336	S 13	0	0
1	ew	231	Total 1800	C 1134	N 317	O 336	S 13	0	0
1	ex	231	Total 1800	C 1134	N 317	O 336	S 13	0	0
1	ey	231	Total 1800	C 1134	N 317	O 336	S 13	0	0
1	ez	231	Total 1800	C 1134	N 317	O 336	S 13	0	0
1	eA	231	Total 1800	C 1134	N 317	O 336	S 13	0	0
1	eB	231	Total 1800	C 1134	N 317	O 336	S 13	0	0
1	eC	231	Total 1800	C 1134	N 317	O 336	S 13	0	0

*Continued on next page...*

*Continued from previous page...*

Mol	Chain	Residues	Atoms					AltConf	Trace
1	eD	231	Total 1800	C 1134	N 317	O 336	S 13	0	0
1	eE	231	Total 1800	C 1134	N 317	O 336	S 13	0	0
1	eF	231	Total 1800	C 1134	N 317	O 336	S 13	0	0
1	1s	231	Total 1800	C 1134	N 317	O 336	S 13	0	0
1	eG	231	Total 1800	C 1134	N 317	O 336	S 13	0	0
1	eH	231	Total 1800	C 1134	N 317	O 336	S 13	0	0
1	eI	231	Total 1800	C 1134	N 317	O 336	S 13	0	0
1	eJ	231	Total 1800	C 1134	N 317	O 336	S 13	0	0
1	eK	231	Total 1800	C 1134	N 317	O 336	S 13	0	0
1	eL	231	Total 1800	C 1134	N 317	O 336	S 13	0	0
1	eM	231	Total 1800	C 1134	N 317	O 336	S 13	0	0
1	eN	231	Total 1800	C 1134	N 317	O 336	S 13	0	0
1	eO	231	Total 1800	C 1134	N 317	O 336	S 13	0	0
1	eP	231	Total 1800	C 1134	N 317	O 336	S 13	0	0
1	1t	231	Total 1800	C 1134	N 317	O 336	S 13	0	0
1	eQ	231	Total 1800	C 1134	N 317	O 336	S 13	0	0
1	eR	231	Total 1800	C 1134	N 317	O 336	S 13	0	0
1	eS	231	Total 1800	C 1134	N 317	O 336	S 13	0	0
1	eT	231	Total 1800	C 1134	N 317	O 336	S 13	0	0
1	eU	231	Total 1800	C 1134	N 317	O 336	S 13	0	0
1	eV	231	Total 1800	C 1134	N 317	O 336	S 13	0	0

*Continued on next page...*

*Continued from previous page...*

Mol	Chain	Residues	Atoms					AltConf	Trace
1	eW	231	Total 1800	C 1134	N 317	O 336	S 13	0	0
1	eX	231	Total 1800	C 1134	N 317	O 336	S 13	0	0
1	eY	231	Total 1800	C 1134	N 317	O 336	S 13	0	0
1	eZ	231	Total 1800	C 1134	N 317	O 336	S 13	0	0
1	1u	231	Total 1800	C 1134	N 317	O 336	S 13	0	0
1	f0	231	Total 1800	C 1134	N 317	O 336	S 13	0	0
1	f1	231	Total 1800	C 1134	N 317	O 336	S 13	0	0
1	f2	231	Total 1800	C 1134	N 317	O 336	S 13	0	0
1	f3	231	Total 1800	C 1134	N 317	O 336	S 13	0	0
1	f4	231	Total 1800	C 1134	N 317	O 336	S 13	0	0
1	f5	231	Total 1800	C 1134	N 317	O 336	S 13	0	0
1	f6	231	Total 1800	C 1134	N 317	O 336	S 13	0	0
1	f7	231	Total 1800	C 1134	N 317	O 336	S 13	0	0
1	f8	231	Total 1800	C 1134	N 317	O 336	S 13	0	0
1	f9	231	Total 1800	C 1134	N 317	O 336	S 13	0	0
1	1v	231	Total 1800	C 1134	N 317	O 336	S 13	0	0
1	fa	231	Total 1800	C 1134	N 317	O 336	S 13	0	0
1	fb	231	Total 1800	C 1134	N 317	O 336	S 13	0	0
1	fc	231	Total 1800	C 1134	N 317	O 336	S 13	0	0
1	fd	231	Total 1800	C 1134	N 317	O 336	S 13	0	0
1	fe	231	Total 1800	C 1134	N 317	O 336	S 13	0	0

*Continued on next page...*

*Continued from previous page...*

Mol	Chain	Residues	Atoms					AltConf	Trace
1	ff	231	Total 1800	C 1134	N 317	O 336	S 13	0	0
1	fg	231	Total 1800	C 1134	N 317	O 336	S 13	0	0
1	fh	231	Total 1800	C 1134	N 317	O 336	S 13	0	0
1	fi	231	Total 1800	C 1134	N 317	O 336	S 13	0	0
1	fj	231	Total 1800	C 1134	N 317	O 336	S 13	0	0
1	lw	231	Total 1800	C 1134	N 317	O 336	S 13	0	0
1	fk	231	Total 1800	C 1134	N 317	O 336	S 13	0	0
1	fl	231	Total 1800	C 1134	N 317	O 336	S 13	0	0
1	fm	231	Total 1800	C 1134	N 317	O 336	S 13	0	0
1	fn	231	Total 1800	C 1134	N 317	O 336	S 13	0	0
1	fo	231	Total 1800	C 1134	N 317	O 336	S 13	0	0
1	fp	231	Total 1800	C 1134	N 317	O 336	S 13	0	0
1	fq	231	Total 1800	C 1134	N 317	O 336	S 13	0	0
1	fr	231	Total 1800	C 1134	N 317	O 336	S 13	0	0
1	fs	231	Total 1800	C 1134	N 317	O 336	S 13	0	0
1	ft	231	Total 1800	C 1134	N 317	O 336	S 13	0	0
1	lx	231	Total 1800	C 1134	N 317	O 336	S 13	0	0
1	fu	231	Total 1800	C 1134	N 317	O 336	S 13	0	0
1	fv	231	Total 1800	C 1134	N 317	O 336	S 13	0	0
1	fw	231	Total 1800	C 1134	N 317	O 336	S 13	0	0
1	fx	231	Total 1800	C 1134	N 317	O 336	S 13	0	0

*Continued on next page...*

*Continued from previous page...*

Mol	Chain	Residues	Atoms					AltConf	Trace
1	fy	231	Total 1800	C 1134	N 317	O 336	S 13	0	0
1	fz	231	Total 1800	C 1134	N 317	O 336	S 13	0	0
1	fA	231	Total 1800	C 1134	N 317	O 336	S 13	0	0
1	fB	231	Total 1800	C 1134	N 317	O 336	S 13	0	0
1	fC	231	Total 1800	C 1134	N 317	O 336	S 13	0	0
1	fD	231	Total 1800	C 1134	N 317	O 336	S 13	0	0
1	ly	231	Total 1800	C 1134	N 317	O 336	S 13	0	0
1	fE	231	Total 1800	C 1134	N 317	O 336	S 13	0	0
1	fF	231	Total 1800	C 1134	N 317	O 336	S 13	0	0
1	fG	231	Total 1800	C 1134	N 317	O 336	S 13	0	0
1	fH	231	Total 1800	C 1134	N 317	O 336	S 13	0	0
1	fI	231	Total 1800	C 1134	N 317	O 336	S 13	0	0
1	fJ	231	Total 1800	C 1134	N 317	O 336	S 13	0	0
1	fK	231	Total 1800	C 1134	N 317	O 336	S 13	0	0
1	fL	231	Total 1800	C 1134	N 317	O 336	S 13	0	0
1	fM	231	Total 1800	C 1134	N 317	O 336	S 13	0	0
1	fN	231	Total 1800	C 1134	N 317	O 336	S 13	0	0
1	lz	231	Total 1800	C 1134	N 317	O 336	S 13	0	0
1	fO	231	Total 1800	C 1134	N 317	O 336	S 13	0	0
1	fP	231	Total 1800	C 1134	N 317	O 336	S 13	0	0
1	fQ	231	Total 1800	C 1134	N 317	O 336	S 13	0	0

*Continued on next page...*

*Continued from previous page...*

Mol	Chain	Residues	Atoms					AltConf	Trace
1	fR	231	Total 1800	C 1134	N 317	O 336	S 13	0	0
1	fS	231	Total 1800	C 1134	N 317	O 336	S 13	0	0
1	fT	231	Total 1800	C 1134	N 317	O 336	S 13	0	0
1	fU	231	Total 1800	C 1134	N 317	O 336	S 13	0	0
1	fV	231	Total 1800	C 1134	N 317	O 336	S 13	0	0
1	fW	231	Total 1800	C 1134	N 317	O 336	S 13	0	0
1	fX	231	Total 1800	C 1134	N 317	O 336	S 13	0	0
1	1A	231	Total 1800	C 1134	N 317	O 336	S 13	0	0
1	fY	231	Total 1800	C 1134	N 317	O 336	S 13	0	0
1	fZ	231	Total 1800	C 1134	N 317	O 336	S 13	0	0
1	g0	231	Total 1800	C 1134	N 317	O 336	S 13	0	0
1	g1	231	Total 1800	C 1134	N 317	O 336	S 13	0	0
1	g2	231	Total 1800	C 1134	N 317	O 336	S 13	0	0
1	g3	231	Total 1800	C 1134	N 317	O 336	S 13	0	0
1	g4	231	Total 1800	C 1134	N 317	O 336	S 13	0	0
1	g5	231	Total 1800	C 1134	N 317	O 336	S 13	0	0
1	g6	231	Total 1800	C 1134	N 317	O 336	S 13	0	0
1	g7	231	Total 1800	C 1134	N 317	O 336	S 13	0	0
1	1B	231	Total 1800	C 1134	N 317	O 336	S 13	0	0
1	0	231	Total 1800	C 1134	N 317	O 336	S 13	0	0
1	a	231	Total 1800	C 1134	N 317	O 336	S 13	0	0

*Continued on next page...*

*Continued from previous page...*

Mol	Chain	Residues	Atoms					AltConf	Trace
1	b	231	Total 1800	C 1134	N 317	O 336	S 13	0	0
1	c	231	Total 1800	C 1134	N 317	O 336	S 13	0	0
1	d	231	Total 1800	C 1134	N 317	O 336	S 13	0	0
1	e	231	Total 1800	C 1134	N 317	O 336	S 13	0	0
1	f	231	Total 1800	C 1134	N 317	O 336	S 13	0	0
1	g	231	Total 1800	C 1134	N 317	O 336	S 13	0	0
1	h	231	Total 1800	C 1134	N 317	O 336	S 13	0	0
1	i	231	Total 1800	C 1134	N 317	O 336	S 13	0	0
1	j	231	Total 1800	C 1134	N 317	O 336	S 13	0	0
1	l	231	Total 1800	C 1134	N 317	O 336	S 13	0	0
1	k	231	Total 1800	C 1134	N 317	O 336	S 13	0	0
1	l	231	Total 1800	C 1134	N 317	O 336	S 13	0	0
1	m	231	Total 1800	C 1134	N 317	O 336	S 13	0	0
1	n	231	Total 1800	C 1134	N 317	O 336	S 13	0	0
1	o	231	Total 1800	C 1134	N 317	O 336	S 13	0	0
1	p	231	Total 1800	C 1134	N 317	O 336	S 13	0	0
1	q	231	Total 1800	C 1134	N 317	O 336	S 13	0	0
1	r	231	Total 1800	C 1134	N 317	O 336	S 13	0	0
1	s	231	Total 1800	C 1134	N 317	O 336	S 13	0	0
1	t	231	Total 1800	C 1134	N 317	O 336	S 13	0	0
1	2	231	Total 1800	C 1134	N 317	O 336	S 13	0	0

*Continued on next page...*

*Continued from previous page...*

Mol	Chain	Residues	Atoms					AltConf	Trace
1	u	231	Total 1800	C 1134	N 317	O 336	S 13	0	0
1	v	231	Total 1800	C 1134	N 317	O 336	S 13	0	0
1	w	231	Total 1800	C 1134	N 317	O 336	S 13	0	0
1	x	231	Total 1800	C 1134	N 317	O 336	S 13	0	0
1	y	231	Total 1800	C 1134	N 317	O 336	S 13	0	0
1	z	231	Total 1800	C 1134	N 317	O 336	S 13	0	0
1	A	231	Total 1800	C 1134	N 317	O 336	S 13	0	0
1	B	231	Total 1800	C 1134	N 317	O 336	S 13	0	0
1	C	231	Total 1800	C 1134	N 317	O 336	S 13	0	0
1	D	231	Total 1800	C 1134	N 317	O 336	S 13	0	0
1	3	231	Total 1800	C 1134	N 317	O 336	S 13	0	0
1	E	231	Total 1800	C 1134	N 317	O 336	S 13	0	0
1	F	231	Total 1800	C 1134	N 317	O 336	S 13	0	0
1	G	231	Total 1800	C 1134	N 317	O 336	S 13	0	0
1	H	231	Total 1800	C 1134	N 317	O 336	S 13	0	0
1	I	231	Total 1800	C 1134	N 317	O 336	S 13	0	0
1	J	231	Total 1800	C 1134	N 317	O 336	S 13	0	0
1	K	231	Total 1800	C 1134	N 317	O 336	S 13	0	0
1	L	231	Total 1800	C 1134	N 317	O 336	S 13	0	0
1	M	231	Total 1800	C 1134	N 317	O 336	S 13	0	0
1	N	231	Total 1800	C 1134	N 317	O 336	S 13	0	0

*Continued on next page...*



Continued from previous page...

Mol	Chain	Residues	Atoms					AltConf	Trace
1	4	231	Total	C	N	O	S	0	0
			1800	1134	317	336	13		
1	O	231	Total	C	N	O	S	0	0
			1800	1134	317	336	13		
1	P	231	Total	C	N	O	S	0	0
			1800	1134	317	336	13		
1	Q	231	Total	C	N	O	S	0	0
			1800	1134	317	336	13		
1	R	231	Total	C	N	O	S	0	0
			1800	1134	317	336	13		
1	S	231	Total	C	N	O	S	0	0
			1800	1134	317	336	13		
1	T	231	Total	C	N	O	S	0	0
			1800	1134	317	336	13		
1	U	231	Total	C	N	O	S	0	0
			1800	1134	317	336	13		
1	V	231	Total	C	N	O	S	0	0
			1800	1134	317	336	13		
1	W	231	Total	C	N	O	S	0	0
			1800	1134	317	336	13		
1	X	231	Total	C	N	O	S	0	0
			1800	1134	317	336	13		
1	5	231	Total	C	N	O	S	0	0
			1800	1134	317	336	13		
1	6	231	Total	C	N	O	S	0	0
			1800	1134	317	336	13		
1	7	231	Total	C	N	O	S	0	0
			1800	1134	317	336	13		
1	8	231	Total	C	N	O	S	0	0
			1800	1134	317	336	13		
1	9	231	Total	C	N	O	S	0	0
			1800	1134	317	336	13		

There are 1356 discrepancies between the modelled and reference sequences:

Chain	Residue	Modelled	Actual	Comment	Reference
g8	92	GLU	ALA	ENGINEERED MUTATION	UNP Q79791
g9	92	GLU	ALA	ENGINEERED MUTATION	UNP Q79791
ga	92	GLU	ALA	ENGINEERED MUTATION	UNP Q79791
gb	92	GLU	ALA	ENGINEERED MUTATION	UNP Q79791
gc	92	GLU	ALA	ENGINEERED MUTATION	UNP Q79791
gd	92	GLU	ALA	ENGINEERED MUTATION	UNP Q79791
ge	92	GLU	ALA	ENGINEERED MUTATION	UNP Q79791

Continued on next page...

*Continued from previous page...*

Chain	Residue	Modelled	Actual	Comment	Reference
gf	92	GLU	ALA	ENGINEERED MUTATION	UNP Q79791
gg	92	GLU	ALA	ENGINEERED MUTATION	UNP Q79791
gh	92	GLU	ALA	ENGINEERED MUTATION	UNP Q79791
1C	92	GLU	ALA	ENGINEERED MUTATION	UNP Q79791
gi	92	GLU	ALA	ENGINEERED MUTATION	UNP Q79791
gj	92	GLU	ALA	ENGINEERED MUTATION	UNP Q79791
gk	92	GLU	ALA	ENGINEERED MUTATION	UNP Q79791
gl	92	GLU	ALA	ENGINEERED MUTATION	UNP Q79791
gm	92	GLU	ALA	ENGINEERED MUTATION	UNP Q79791
gn	92	GLU	ALA	ENGINEERED MUTATION	UNP Q79791
go	92	GLU	ALA	ENGINEERED MUTATION	UNP Q79791
gp	92	GLU	ALA	ENGINEERED MUTATION	UNP Q79791
gq	92	GLU	ALA	ENGINEERED MUTATION	UNP Q79791
gr	92	GLU	ALA	ENGINEERED MUTATION	UNP Q79791
1D	92	GLU	ALA	ENGINEERED MUTATION	UNP Q79791
gs	92	GLU	ALA	ENGINEERED MUTATION	UNP Q79791
gt	92	GLU	ALA	ENGINEERED MUTATION	UNP Q79791
gu	92	GLU	ALA	ENGINEERED MUTATION	UNP Q79791
gv	92	GLU	ALA	ENGINEERED MUTATION	UNP Q79791
gw	92	GLU	ALA	ENGINEERED MUTATION	UNP Q79791
gx	92	GLU	ALA	ENGINEERED MUTATION	UNP Q79791
gy	92	GLU	ALA	ENGINEERED MUTATION	UNP Q79791
gz	92	GLU	ALA	ENGINEERED MUTATION	UNP Q79791
gA	92	GLU	ALA	ENGINEERED MUTATION	UNP Q79791
gB	92	GLU	ALA	ENGINEERED MUTATION	UNP Q79791
1E	92	GLU	ALA	ENGINEERED MUTATION	UNP Q79791
gC	92	GLU	ALA	ENGINEERED MUTATION	UNP Q79791
gD	92	GLU	ALA	ENGINEERED MUTATION	UNP Q79791
gE	92	GLU	ALA	ENGINEERED MUTATION	UNP Q79791
gF	92	GLU	ALA	ENGINEERED MUTATION	UNP Q79791
gG	92	GLU	ALA	ENGINEERED MUTATION	UNP Q79791
gH	92	GLU	ALA	ENGINEERED MUTATION	UNP Q79791
gI	92	GLU	ALA	ENGINEERED MUTATION	UNP Q79791
gJ	92	GLU	ALA	ENGINEERED MUTATION	UNP Q79791
gK	92	GLU	ALA	ENGINEERED MUTATION	UNP Q79791
gL	92	GLU	ALA	ENGINEERED MUTATION	UNP Q79791
1F	92	GLU	ALA	ENGINEERED MUTATION	UNP Q79791
gM	92	GLU	ALA	ENGINEERED MUTATION	UNP Q79791
gN	92	GLU	ALA	ENGINEERED MUTATION	UNP Q79791
gO	92	GLU	ALA	ENGINEERED MUTATION	UNP Q79791
gP	92	GLU	ALA	ENGINEERED MUTATION	UNP Q79791
gQ	92	GLU	ALA	ENGINEERED MUTATION	UNP Q79791

*Continued on next page...*

*Continued from previous page...*

Chain	Residue	Modelled	Actual	Comment	Reference
gR	92	GLU	ALA	ENGINEERED MUTATION	UNP Q79791
gS	92	GLU	ALA	ENGINEERED MUTATION	UNP Q79791
gT	92	GLU	ALA	ENGINEERED MUTATION	UNP Q79791
gU	92	GLU	ALA	ENGINEERED MUTATION	UNP Q79791
gV	92	GLU	ALA	ENGINEERED MUTATION	UNP Q79791
1G	92	GLU	ALA	ENGINEERED MUTATION	UNP Q79791
gW	92	GLU	ALA	ENGINEERED MUTATION	UNP Q79791
gX	92	GLU	ALA	ENGINEERED MUTATION	UNP Q79791
gY	92	GLU	ALA	ENGINEERED MUTATION	UNP Q79791
gZ	92	GLU	ALA	ENGINEERED MUTATION	UNP Q79791
h0	92	GLU	ALA	ENGINEERED MUTATION	UNP Q79791
h1	92	GLU	ALA	ENGINEERED MUTATION	UNP Q79791
h2	92	GLU	ALA	ENGINEERED MUTATION	UNP Q79791
h3	92	GLU	ALA	ENGINEERED MUTATION	UNP Q79791
h4	92	GLU	ALA	ENGINEERED MUTATION	UNP Q79791
h5	92	GLU	ALA	ENGINEERED MUTATION	UNP Q79791
1H	92	GLU	ALA	ENGINEERED MUTATION	UNP Q79791
h6	92	GLU	ALA	ENGINEERED MUTATION	UNP Q79791
h7	92	GLU	ALA	ENGINEERED MUTATION	UNP Q79791
h8	92	GLU	ALA	ENGINEERED MUTATION	UNP Q79791
h9	92	GLU	ALA	ENGINEERED MUTATION	UNP Q79791
ha	92	GLU	ALA	ENGINEERED MUTATION	UNP Q79791
hb	92	GLU	ALA	ENGINEERED MUTATION	UNP Q79791
hc	92	GLU	ALA	ENGINEERED MUTATION	UNP Q79791
hd	92	GLU	ALA	ENGINEERED MUTATION	UNP Q79791
he	92	GLU	ALA	ENGINEERED MUTATION	UNP Q79791
hf	92	GLU	ALA	ENGINEERED MUTATION	UNP Q79791
1I	92	GLU	ALA	ENGINEERED MUTATION	UNP Q79791
hg	92	GLU	ALA	ENGINEERED MUTATION	UNP Q79791
hh	92	GLU	ALA	ENGINEERED MUTATION	UNP Q79791
hi	92	GLU	ALA	ENGINEERED MUTATION	UNP Q79791
hj	92	GLU	ALA	ENGINEERED MUTATION	UNP Q79791
hk	92	GLU	ALA	ENGINEERED MUTATION	UNP Q79791
hl	92	GLU	ALA	ENGINEERED MUTATION	UNP Q79791
hm	92	GLU	ALA	ENGINEERED MUTATION	UNP Q79791
hn	92	GLU	ALA	ENGINEERED MUTATION	UNP Q79791
ho	92	GLU	ALA	ENGINEERED MUTATION	UNP Q79791
hp	92	GLU	ALA	ENGINEERED MUTATION	UNP Q79791
1J	92	GLU	ALA	ENGINEERED MUTATION	UNP Q79791
hq	92	GLU	ALA	ENGINEERED MUTATION	UNP Q79791
hr	92	GLU	ALA	ENGINEERED MUTATION	UNP Q79791
hs	92	GLU	ALA	ENGINEERED MUTATION	UNP Q79791

*Continued on next page...*

*Continued from previous page...*

Chain	Residue	Modelled	Actual	Comment	Reference
ht	92	GLU	ALA	ENGINEERED MUTATION	UNP Q79791
hu	92	GLU	ALA	ENGINEERED MUTATION	UNP Q79791
hv	92	GLU	ALA	ENGINEERED MUTATION	UNP Q79791
hw	92	GLU	ALA	ENGINEERED MUTATION	UNP Q79791
hx	92	GLU	ALA	ENGINEERED MUTATION	UNP Q79791
hy	92	GLU	ALA	ENGINEERED MUTATION	UNP Q79791
hz	92	GLU	ALA	ENGINEERED MUTATION	UNP Q79791
1K	92	GLU	ALA	ENGINEERED MUTATION	UNP Q79791
hA	92	GLU	ALA	ENGINEERED MUTATION	UNP Q79791
hB	92	GLU	ALA	ENGINEERED MUTATION	UNP Q79791
hC	92	GLU	ALA	ENGINEERED MUTATION	UNP Q79791
hD	92	GLU	ALA	ENGINEERED MUTATION	UNP Q79791
hE	92	GLU	ALA	ENGINEERED MUTATION	UNP Q79791
hF	92	GLU	ALA	ENGINEERED MUTATION	UNP Q79791
hG	92	GLU	ALA	ENGINEERED MUTATION	UNP Q79791
hH	92	GLU	ALA	ENGINEERED MUTATION	UNP Q79791
hI	92	GLU	ALA	ENGINEERED MUTATION	UNP Q79791
hJ	92	GLU	ALA	ENGINEERED MUTATION	UNP Q79791
1L	92	GLU	ALA	ENGINEERED MUTATION	UNP Q79791
hK	92	GLU	ALA	ENGINEERED MUTATION	UNP Q79791
hL	92	GLU	ALA	ENGINEERED MUTATION	UNP Q79791
hM	92	GLU	ALA	ENGINEERED MUTATION	UNP Q79791
hN	92	GLU	ALA	ENGINEERED MUTATION	UNP Q79791
hO	92	GLU	ALA	ENGINEERED MUTATION	UNP Q79791
hP	92	GLU	ALA	ENGINEERED MUTATION	UNP Q79791
hQ	92	GLU	ALA	ENGINEERED MUTATION	UNP Q79791
hR	92	GLU	ALA	ENGINEERED MUTATION	UNP Q79791
hS	92	GLU	ALA	ENGINEERED MUTATION	UNP Q79791
hT	92	GLU	ALA	ENGINEERED MUTATION	UNP Q79791
1M	92	GLU	ALA	ENGINEERED MUTATION	UNP Q79791
hU	92	GLU	ALA	ENGINEERED MUTATION	UNP Q79791
hV	92	GLU	ALA	ENGINEERED MUTATION	UNP Q79791
hW	92	GLU	ALA	ENGINEERED MUTATION	UNP Q79791
hX	92	GLU	ALA	ENGINEERED MUTATION	UNP Q79791
hY	92	GLU	ALA	ENGINEERED MUTATION	UNP Q79791
hZ	92	GLU	ALA	ENGINEERED MUTATION	UNP Q79791
i0	92	GLU	ALA	ENGINEERED MUTATION	UNP Q79791
i1	92	GLU	ALA	ENGINEERED MUTATION	UNP Q79791
i2	92	GLU	ALA	ENGINEERED MUTATION	UNP Q79791
i3	92	GLU	ALA	ENGINEERED MUTATION	UNP Q79791
1N	92	GLU	ALA	ENGINEERED MUTATION	UNP Q79791
i4	92	GLU	ALA	ENGINEERED MUTATION	UNP Q79791

*Continued on next page...*

*Continued from previous page...*

Chain	Residue	Modelled	Actual	Comment	Reference
i5	92	GLU	ALA	ENGINEERED MUTATION	UNP Q79791
i6	92	GLU	ALA	ENGINEERED MUTATION	UNP Q79791
i7	92	GLU	ALA	ENGINEERED MUTATION	UNP Q79791
i8	92	GLU	ALA	ENGINEERED MUTATION	UNP Q79791
i9	92	GLU	ALA	ENGINEERED MUTATION	UNP Q79791
ia	92	GLU	ALA	ENGINEERED MUTATION	UNP Q79791
ib	92	GLU	ALA	ENGINEERED MUTATION	UNP Q79791
ic	92	GLU	ALA	ENGINEERED MUTATION	UNP Q79791
id	92	GLU	ALA	ENGINEERED MUTATION	UNP Q79791
lO	92	GLU	ALA	ENGINEERED MUTATION	UNP Q79791
ie	92	GLU	ALA	ENGINEERED MUTATION	UNP Q79791
if	92	GLU	ALA	ENGINEERED MUTATION	UNP Q79791
ig	92	GLU	ALA	ENGINEERED MUTATION	UNP Q79791
ih	92	GLU	ALA	ENGINEERED MUTATION	UNP Q79791
ii	92	GLU	ALA	ENGINEERED MUTATION	UNP Q79791
ij	92	GLU	ALA	ENGINEERED MUTATION	UNP Q79791
ik	92	GLU	ALA	ENGINEERED MUTATION	UNP Q79791
il	92	GLU	ALA	ENGINEERED MUTATION	UNP Q79791
im	92	GLU	ALA	ENGINEERED MUTATION	UNP Q79791
in	92	GLU	ALA	ENGINEERED MUTATION	UNP Q79791
lP	92	GLU	ALA	ENGINEERED MUTATION	UNP Q79791
io	92	GLU	ALA	ENGINEERED MUTATION	UNP Q79791
ip	92	GLU	ALA	ENGINEERED MUTATION	UNP Q79791
iq	92	GLU	ALA	ENGINEERED MUTATION	UNP Q79791
ir	92	GLU	ALA	ENGINEERED MUTATION	UNP Q79791
is	92	GLU	ALA	ENGINEERED MUTATION	UNP Q79791
it	92	GLU	ALA	ENGINEERED MUTATION	UNP Q79791
iu	92	GLU	ALA	ENGINEERED MUTATION	UNP Q79791
iv	92	GLU	ALA	ENGINEERED MUTATION	UNP Q79791
iw	92	GLU	ALA	ENGINEERED MUTATION	UNP Q79791
ix	92	GLU	ALA	ENGINEERED MUTATION	UNP Q79791
lQ	92	GLU	ALA	ENGINEERED MUTATION	UNP Q79791
iy	92	GLU	ALA	ENGINEERED MUTATION	UNP Q79791
iz	92	GLU	ALA	ENGINEERED MUTATION	UNP Q79791
iA	92	GLU	ALA	ENGINEERED MUTATION	UNP Q79791
iB	92	GLU	ALA	ENGINEERED MUTATION	UNP Q79791
iC	92	GLU	ALA	ENGINEERED MUTATION	UNP Q79791
iD	92	GLU	ALA	ENGINEERED MUTATION	UNP Q79791
iE	92	GLU	ALA	ENGINEERED MUTATION	UNP Q79791
iF	92	GLU	ALA	ENGINEERED MUTATION	UNP Q79791
iG	92	GLU	ALA	ENGINEERED MUTATION	UNP Q79791
iH	92	GLU	ALA	ENGINEERED MUTATION	UNP Q79791

*Continued on next page...*

*Continued from previous page...*

Chain	Residue	Modelled	Actual	Comment	Reference
1R	92	GLU	ALA	ENGINEERED MUTATION	UNP Q79791
iI	92	GLU	ALA	ENGINEERED MUTATION	UNP Q79791
iJ	92	GLU	ALA	ENGINEERED MUTATION	UNP Q79791
iK	92	GLU	ALA	ENGINEERED MUTATION	UNP Q79791
iL	92	GLU	ALA	ENGINEERED MUTATION	UNP Q79791
iM	92	GLU	ALA	ENGINEERED MUTATION	UNP Q79791
iN	92	GLU	ALA	ENGINEERED MUTATION	UNP Q79791
iO	92	GLU	ALA	ENGINEERED MUTATION	UNP Q79791
iP	92	GLU	ALA	ENGINEERED MUTATION	UNP Q79791
iQ	92	GLU	ALA	ENGINEERED MUTATION	UNP Q79791
iR	92	GLU	ALA	ENGINEERED MUTATION	UNP Q79791
1S	92	GLU	ALA	ENGINEERED MUTATION	UNP Q79791
iS	92	GLU	ALA	ENGINEERED MUTATION	UNP Q79791
iT	92	GLU	ALA	ENGINEERED MUTATION	UNP Q79791
iU	92	GLU	ALA	ENGINEERED MUTATION	UNP Q79791
iV	92	GLU	ALA	ENGINEERED MUTATION	UNP Q79791
iW	92	GLU	ALA	ENGINEERED MUTATION	UNP Q79791
iX	92	GLU	ALA	ENGINEERED MUTATION	UNP Q79791
iY	92	GLU	ALA	ENGINEERED MUTATION	UNP Q79791
iZ	92	GLU	ALA	ENGINEERED MUTATION	UNP Q79791
j0	92	GLU	ALA	ENGINEERED MUTATION	UNP Q79791
j1	92	GLU	ALA	ENGINEERED MUTATION	UNP Q79791
1T	92	GLU	ALA	ENGINEERED MUTATION	UNP Q79791
j2	92	GLU	ALA	ENGINEERED MUTATION	UNP Q79791
j3	92	GLU	ALA	ENGINEERED MUTATION	UNP Q79791
j4	92	GLU	ALA	ENGINEERED MUTATION	UNP Q79791
j5	92	GLU	ALA	ENGINEERED MUTATION	UNP Q79791
j6	92	GLU	ALA	ENGINEERED MUTATION	UNP Q79791
j7	92	GLU	ALA	ENGINEERED MUTATION	UNP Q79791
j8	92	GLU	ALA	ENGINEERED MUTATION	UNP Q79791
j9	92	GLU	ALA	ENGINEERED MUTATION	UNP Q79791
ja	92	GLU	ALA	ENGINEERED MUTATION	UNP Q79791
jb	92	GLU	ALA	ENGINEERED MUTATION	UNP Q79791
1U	92	GLU	ALA	ENGINEERED MUTATION	UNP Q79791
jc	92	GLU	ALA	ENGINEERED MUTATION	UNP Q79791
jd	92	GLU	ALA	ENGINEERED MUTATION	UNP Q79791
je	92	GLU	ALA	ENGINEERED MUTATION	UNP Q79791
jf	92	GLU	ALA	ENGINEERED MUTATION	UNP Q79791
jg	92	GLU	ALA	ENGINEERED MUTATION	UNP Q79791
jh	92	GLU	ALA	ENGINEERED MUTATION	UNP Q79791
ji	92	GLU	ALA	ENGINEERED MUTATION	UNP Q79791
jj	92	GLU	ALA	ENGINEERED MUTATION	UNP Q79791

*Continued on next page...*

*Continued from previous page...*

Chain	Residue	Modelled	Actual	Comment	Reference
jk	92	GLU	ALA	ENGINEERED MUTATION	UNP Q79791
jl	92	GLU	ALA	ENGINEERED MUTATION	UNP Q79791
lV	92	GLU	ALA	ENGINEERED MUTATION	UNP Q79791
jm	92	GLU	ALA	ENGINEERED MUTATION	UNP Q79791
jn	92	GLU	ALA	ENGINEERED MUTATION	UNP Q79791
jo	92	GLU	ALA	ENGINEERED MUTATION	UNP Q79791
jp	92	GLU	ALA	ENGINEERED MUTATION	UNP Q79791
jq	92	GLU	ALA	ENGINEERED MUTATION	UNP Q79791
jr	92	GLU	ALA	ENGINEERED MUTATION	UNP Q79791
js	92	GLU	ALA	ENGINEERED MUTATION	UNP Q79791
jt	92	GLU	ALA	ENGINEERED MUTATION	UNP Q79791
ju	92	GLU	ALA	ENGINEERED MUTATION	UNP Q79791
jv	92	GLU	ALA	ENGINEERED MUTATION	UNP Q79791
lW	92	GLU	ALA	ENGINEERED MUTATION	UNP Q79791
jw	92	GLU	ALA	ENGINEERED MUTATION	UNP Q79791
jx	92	GLU	ALA	ENGINEERED MUTATION	UNP Q79791
jy	92	GLU	ALA	ENGINEERED MUTATION	UNP Q79791
jz	92	GLU	ALA	ENGINEERED MUTATION	UNP Q79791
jA	92	GLU	ALA	ENGINEERED MUTATION	UNP Q79791
jB	92	GLU	ALA	ENGINEERED MUTATION	UNP Q79791
jC	92	GLU	ALA	ENGINEERED MUTATION	UNP Q79791
jD	92	GLU	ALA	ENGINEERED MUTATION	UNP Q79791
jE	92	GLU	ALA	ENGINEERED MUTATION	UNP Q79791
jF	92	GLU	ALA	ENGINEERED MUTATION	UNP Q79791
lX	92	GLU	ALA	ENGINEERED MUTATION	UNP Q79791
jG	92	GLU	ALA	ENGINEERED MUTATION	UNP Q79791
jH	92	GLU	ALA	ENGINEERED MUTATION	UNP Q79791
jI	92	GLU	ALA	ENGINEERED MUTATION	UNP Q79791
jJ	92	GLU	ALA	ENGINEERED MUTATION	UNP Q79791
jK	92	GLU	ALA	ENGINEERED MUTATION	UNP Q79791
jL	92	GLU	ALA	ENGINEERED MUTATION	UNP Q79791
jM	92	GLU	ALA	ENGINEERED MUTATION	UNP Q79791
jN	92	GLU	ALA	ENGINEERED MUTATION	UNP Q79791
jO	92	GLU	ALA	ENGINEERED MUTATION	UNP Q79791
jP	92	GLU	ALA	ENGINEERED MUTATION	UNP Q79791
lY	92	GLU	ALA	ENGINEERED MUTATION	UNP Q79791
jQ	92	GLU	ALA	ENGINEERED MUTATION	UNP Q79791
jR	92	GLU	ALA	ENGINEERED MUTATION	UNP Q79791
jS	92	GLU	ALA	ENGINEERED MUTATION	UNP Q79791
jT	92	GLU	ALA	ENGINEERED MUTATION	UNP Q79791
jU	92	GLU	ALA	ENGINEERED MUTATION	UNP Q79791
jV	92	GLU	ALA	ENGINEERED MUTATION	UNP Q79791

*Continued on next page...*

*Continued from previous page...*

Chain	Residue	Modelled	Actual	Comment	Reference
jW	92	GLU	ALA	ENGINEERED MUTATION	UNP Q79791
jX	92	GLU	ALA	ENGINEERED MUTATION	UNP Q79791
jY	92	GLU	ALA	ENGINEERED MUTATION	UNP Q79791
jZ	92	GLU	ALA	ENGINEERED MUTATION	UNP Q79791
lZ	92	GLU	ALA	ENGINEERED MUTATION	UNP Q79791
k0	92	GLU	ALA	ENGINEERED MUTATION	UNP Q79791
k1	92	GLU	ALA	ENGINEERED MUTATION	UNP Q79791
k2	92	GLU	ALA	ENGINEERED MUTATION	UNP Q79791
k3	92	GLU	ALA	ENGINEERED MUTATION	UNP Q79791
k4	92	GLU	ALA	ENGINEERED MUTATION	UNP Q79791
k5	92	GLU	ALA	ENGINEERED MUTATION	UNP Q79791
k6	92	GLU	ALA	ENGINEERED MUTATION	UNP Q79791
k7	92	GLU	ALA	ENGINEERED MUTATION	UNP Q79791
k8	92	GLU	ALA	ENGINEERED MUTATION	UNP Q79791
k9	92	GLU	ALA	ENGINEERED MUTATION	UNP Q79791
20	92	GLU	ALA	ENGINEERED MUTATION	UNP Q79791
ka	92	GLU	ALA	ENGINEERED MUTATION	UNP Q79791
kb	92	GLU	ALA	ENGINEERED MUTATION	UNP Q79791
kc	92	GLU	ALA	ENGINEERED MUTATION	UNP Q79791
kd	92	GLU	ALA	ENGINEERED MUTATION	UNP Q79791
ke	92	GLU	ALA	ENGINEERED MUTATION	UNP Q79791
kf	92	GLU	ALA	ENGINEERED MUTATION	UNP Q79791
kg	92	GLU	ALA	ENGINEERED MUTATION	UNP Q79791
kh	92	GLU	ALA	ENGINEERED MUTATION	UNP Q79791
ki	92	GLU	ALA	ENGINEERED MUTATION	UNP Q79791
kj	92	GLU	ALA	ENGINEERED MUTATION	UNP Q79791
21	92	GLU	ALA	ENGINEERED MUTATION	UNP Q79791
kk	92	GLU	ALA	ENGINEERED MUTATION	UNP Q79791
kl	92	GLU	ALA	ENGINEERED MUTATION	UNP Q79791
km	92	GLU	ALA	ENGINEERED MUTATION	UNP Q79791
kn	92	GLU	ALA	ENGINEERED MUTATION	UNP Q79791
ko	92	GLU	ALA	ENGINEERED MUTATION	UNP Q79791
kp	92	GLU	ALA	ENGINEERED MUTATION	UNP Q79791
kq	92	GLU	ALA	ENGINEERED MUTATION	UNP Q79791
kr	92	GLU	ALA	ENGINEERED MUTATION	UNP Q79791
ks	92	GLU	ALA	ENGINEERED MUTATION	UNP Q79791
kt	92	GLU	ALA	ENGINEERED MUTATION	UNP Q79791
22	92	GLU	ALA	ENGINEERED MUTATION	UNP Q79791
ku	92	GLU	ALA	ENGINEERED MUTATION	UNP Q79791
92	GLU	ALA	ENGINEERED MUTATION	UNP Q79791	
kw	92	GLU	ALA	ENGINEERED MUTATION	UNP Q79791
kx	92	GLU	ALA	ENGINEERED MUTATION	UNP Q79791

*Continued on next page...*



*Continued from previous page...*

Chain	Residue	Modelled	Actual	Comment	Reference
ky	92	GLU	ALA	ENGINEERED MUTATION	UNP Q79791
kz	92	GLU	ALA	ENGINEERED MUTATION	UNP Q79791
kA	92	GLU	ALA	ENGINEERED MUTATION	UNP Q79791
kB	92	GLU	ALA	ENGINEERED MUTATION	UNP Q79791
kC	92	GLU	ALA	ENGINEERED MUTATION	UNP Q79791
kD	92	GLU	ALA	ENGINEERED MUTATION	UNP Q79791
23	92	GLU	ALA	ENGINEERED MUTATION	UNP Q79791
kE	92	GLU	ALA	ENGINEERED MUTATION	UNP Q79791
kF	92	GLU	ALA	ENGINEERED MUTATION	UNP Q79791
kG	92	GLU	ALA	ENGINEERED MUTATION	UNP Q79791
kH	92	GLU	ALA	ENGINEERED MUTATION	UNP Q79791
kI	92	GLU	ALA	ENGINEERED MUTATION	UNP Q79791
kJ	92	GLU	ALA	ENGINEERED MUTATION	UNP Q79791
kK	92	GLU	ALA	ENGINEERED MUTATION	UNP Q79791
kL	92	GLU	ALA	ENGINEERED MUTATION	UNP Q79791
kM	92	GLU	ALA	ENGINEERED MUTATION	UNP Q79791
kN	92	GLU	ALA	ENGINEERED MUTATION	UNP Q79791
24	92	GLU	ALA	ENGINEERED MUTATION	UNP Q79791
kO	92	GLU	ALA	ENGINEERED MUTATION	UNP Q79791
kP	92	GLU	ALA	ENGINEERED MUTATION	UNP Q79791
kQ	92	GLU	ALA	ENGINEERED MUTATION	UNP Q79791
kR	92	GLU	ALA	ENGINEERED MUTATION	UNP Q79791
kS	92	GLU	ALA	ENGINEERED MUTATION	UNP Q79791
kT	92	GLU	ALA	ENGINEERED MUTATION	UNP Q79791
kU	92	GLU	ALA	ENGINEERED MUTATION	UNP Q79791
kV	92	GLU	ALA	ENGINEERED MUTATION	UNP Q79791
kW	92	GLU	ALA	ENGINEERED MUTATION	UNP Q79791
kX	92	GLU	ALA	ENGINEERED MUTATION	UNP Q79791
25	92	GLU	ALA	ENGINEERED MUTATION	UNP Q79791
kY	92	GLU	ALA	ENGINEERED MUTATION	UNP Q79791
kZ	92	GLU	ALA	ENGINEERED MUTATION	UNP Q79791
10	92	GLU	ALA	ENGINEERED MUTATION	UNP Q79791
11	92	GLU	ALA	ENGINEERED MUTATION	UNP Q79791
12	92	GLU	ALA	ENGINEERED MUTATION	UNP Q79791
13	92	GLU	ALA	ENGINEERED MUTATION	UNP Q79791
14	92	GLU	ALA	ENGINEERED MUTATION	UNP Q79791
15	92	GLU	ALA	ENGINEERED MUTATION	UNP Q79791
16	92	GLU	ALA	ENGINEERED MUTATION	UNP Q79791
17	92	GLU	ALA	ENGINEERED MUTATION	UNP Q79791
26	92	GLU	ALA	ENGINEERED MUTATION	UNP Q79791
18	92	GLU	ALA	ENGINEERED MUTATION	UNP Q79791
19	92	GLU	ALA	ENGINEERED MUTATION	UNP Q79791

*Continued on next page...*

*Continued from previous page...*

Chain	Residue	Modelled	Actual	Comment	Reference
la	92	GLU	ALA	ENGINEERED MUTATION	UNP Q79791
lb	92	GLU	ALA	ENGINEERED MUTATION	UNP Q79791
lc	92	GLU	ALA	ENGINEERED MUTATION	UNP Q79791
ld	92	GLU	ALA	ENGINEERED MUTATION	UNP Q79791
le	92	GLU	ALA	ENGINEERED MUTATION	UNP Q79791
lf	92	GLU	ALA	ENGINEERED MUTATION	UNP Q79791
lg	92	GLU	ALA	ENGINEERED MUTATION	UNP Q79791
lh	92	GLU	ALA	ENGINEERED MUTATION	UNP Q79791
27	92	GLU	ALA	ENGINEERED MUTATION	UNP Q79791
li	92	GLU	ALA	ENGINEERED MUTATION	UNP Q79791
lj	92	GLU	ALA	ENGINEERED MUTATION	UNP Q79791
lk	92	GLU	ALA	ENGINEERED MUTATION	UNP Q79791
ll	92	GLU	ALA	ENGINEERED MUTATION	UNP Q79791
lm	92	GLU	ALA	ENGINEERED MUTATION	UNP Q79791
ln	92	GLU	ALA	ENGINEERED MUTATION	UNP Q79791
lo	92	GLU	ALA	ENGINEERED MUTATION	UNP Q79791
lp	92	GLU	ALA	ENGINEERED MUTATION	UNP Q79791
lq	92	GLU	ALA	ENGINEERED MUTATION	UNP Q79791
lr	92	GLU	ALA	ENGINEERED MUTATION	UNP Q79791
28	92	GLU	ALA	ENGINEERED MUTATION	UNP Q79791
ls	92	GLU	ALA	ENGINEERED MUTATION	UNP Q79791
lt	92	GLU	ALA	ENGINEERED MUTATION	UNP Q79791
lu	92	GLU	ALA	ENGINEERED MUTATION	UNP Q79791
lv	92	GLU	ALA	ENGINEERED MUTATION	UNP Q79791
lw	92	GLU	ALA	ENGINEERED MUTATION	UNP Q79791
lx	92	GLU	ALA	ENGINEERED MUTATION	UNP Q79791
ly	92	GLU	ALA	ENGINEERED MUTATION	UNP Q79791
lz	92	GLU	ALA	ENGINEERED MUTATION	UNP Q79791
lA	92	GLU	ALA	ENGINEERED MUTATION	UNP Q79791
lB	92	GLU	ALA	ENGINEERED MUTATION	UNP Q79791
29	92	GLU	ALA	ENGINEERED MUTATION	UNP Q79791
lC	92	GLU	ALA	ENGINEERED MUTATION	UNP Q79791
lD	92	GLU	ALA	ENGINEERED MUTATION	UNP Q79791
lE	92	GLU	ALA	ENGINEERED MUTATION	UNP Q79791
lF	92	GLU	ALA	ENGINEERED MUTATION	UNP Q79791
lG	92	GLU	ALA	ENGINEERED MUTATION	UNP Q79791
lH	92	GLU	ALA	ENGINEERED MUTATION	UNP Q79791
lI	92	GLU	ALA	ENGINEERED MUTATION	UNP Q79791
lJ	92	GLU	ALA	ENGINEERED MUTATION	UNP Q79791
lK	92	GLU	ALA	ENGINEERED MUTATION	UNP Q79791
lL	92	GLU	ALA	ENGINEERED MUTATION	UNP Q79791
2a	92	GLU	ALA	ENGINEERED MUTATION	UNP Q79791

*Continued on next page...*

*Continued from previous page...*

Chain	Residue	Modelled	Actual	Comment	Reference
1M	92	GLU	ALA	ENGINEERED MUTATION	UNP Q79791
1N	92	GLU	ALA	ENGINEERED MUTATION	UNP Q79791
1O	92	GLU	ALA	ENGINEERED MUTATION	UNP Q79791
1P	92	GLU	ALA	ENGINEERED MUTATION	UNP Q79791
1Q	92	GLU	ALA	ENGINEERED MUTATION	UNP Q79791
1R	92	GLU	ALA	ENGINEERED MUTATION	UNP Q79791
2b	92	GLU	ALA	ENGINEERED MUTATION	UNP Q79791
2c	92	GLU	ALA	ENGINEERED MUTATION	UNP Q79791
2d	92	GLU	ALA	ENGINEERED MUTATION	UNP Q79791
2e	92	GLU	ALA	ENGINEERED MUTATION	UNP Q79791
2f	92	GLU	ALA	ENGINEERED MUTATION	UNP Q79791
2g	92	GLU	ALA	ENGINEERED MUTATION	UNP Q79791
2h	92	GLU	ALA	ENGINEERED MUTATION	UNP Q79791
2i	92	GLU	ALA	ENGINEERED MUTATION	UNP Q79791
2j	92	GLU	ALA	ENGINEERED MUTATION	UNP Q79791
2k	92	GLU	ALA	ENGINEERED MUTATION	UNP Q79791
2l	92	GLU	ALA	ENGINEERED MUTATION	UNP Q79791
2m	92	GLU	ALA	ENGINEERED MUTATION	UNP Q79791
2n	92	GLU	ALA	ENGINEERED MUTATION	UNP Q79791
2o	92	GLU	ALA	ENGINEERED MUTATION	UNP Q79791
2p	92	GLU	ALA	ENGINEERED MUTATION	UNP Q79791
2q	92	GLU	ALA	ENGINEERED MUTATION	UNP Q79791
2r	92	GLU	ALA	ENGINEERED MUTATION	UNP Q79791
2s	92	GLU	ALA	ENGINEERED MUTATION	UNP Q79791
2t	92	GLU	ALA	ENGINEERED MUTATION	UNP Q79791
2u	92	GLU	ALA	ENGINEERED MUTATION	UNP Q79791
2v	92	GLU	ALA	ENGINEERED MUTATION	UNP Q79791
2w	92	GLU	ALA	ENGINEERED MUTATION	UNP Q79791
2x	92	GLU	ALA	ENGINEERED MUTATION	UNP Q79791
2y	92	GLU	ALA	ENGINEERED MUTATION	UNP Q79791
2z	92	GLU	ALA	ENGINEERED MUTATION	UNP Q79791
2A	92	GLU	ALA	ENGINEERED MUTATION	UNP Q79791
2B	92	GLU	ALA	ENGINEERED MUTATION	UNP Q79791
2C	92	GLU	ALA	ENGINEERED MUTATION	UNP Q79791
2D	92	GLU	ALA	ENGINEERED MUTATION	UNP Q79791
2E	92	GLU	ALA	ENGINEERED MUTATION	UNP Q79791
2F	92	GLU	ALA	ENGINEERED MUTATION	UNP Q79791
2G	92	GLU	ALA	ENGINEERED MUTATION	UNP Q79791
2H	92	GLU	ALA	ENGINEERED MUTATION	UNP Q79791
2I	92	GLU	ALA	ENGINEERED MUTATION	UNP Q79791
2J	92	GLU	ALA	ENGINEERED MUTATION	UNP Q79791
2K	92	GLU	ALA	ENGINEERED MUTATION	UNP Q79791

*Continued on next page...*

*Continued from previous page...*

Chain	Residue	Modelled	Actual	Comment	Reference
2L	92	GLU	ALA	ENGINEERED MUTATION	UNP Q79791
2M	92	GLU	ALA	ENGINEERED MUTATION	UNP Q79791
2N	92	GLU	ALA	ENGINEERED MUTATION	UNP Q79791
2O	92	GLU	ALA	ENGINEERED MUTATION	UNP Q79791
2P	92	GLU	ALA	ENGINEERED MUTATION	UNP Q79791
2Q	92	GLU	ALA	ENGINEERED MUTATION	UNP Q79791
2R	92	GLU	ALA	ENGINEERED MUTATION	UNP Q79791
2S	92	GLU	ALA	ENGINEERED MUTATION	UNP Q79791
2T	92	GLU	ALA	ENGINEERED MUTATION	UNP Q79791
2U	92	GLU	ALA	ENGINEERED MUTATION	UNP Q79791
2V	92	GLU	ALA	ENGINEERED MUTATION	UNP Q79791
2W	92	GLU	ALA	ENGINEERED MUTATION	UNP Q79791
2X	92	GLU	ALA	ENGINEERED MUTATION	UNP Q79791
2Y	92	GLU	ALA	ENGINEERED MUTATION	UNP Q79791
2Z	92	GLU	ALA	ENGINEERED MUTATION	UNP Q79791
30	92	GLU	ALA	ENGINEERED MUTATION	UNP Q79791
31	92	GLU	ALA	ENGINEERED MUTATION	UNP Q79791
32	92	GLU	ALA	ENGINEERED MUTATION	UNP Q79791
33	92	GLU	ALA	ENGINEERED MUTATION	UNP Q79791
34	92	GLU	ALA	ENGINEERED MUTATION	UNP Q79791
35	92	GLU	ALA	ENGINEERED MUTATION	UNP Q79791
36	92	GLU	ALA	ENGINEERED MUTATION	UNP Q79791
37	92	GLU	ALA	ENGINEERED MUTATION	UNP Q79791
38	92	GLU	ALA	ENGINEERED MUTATION	UNP Q79791
39	92	GLU	ALA	ENGINEERED MUTATION	UNP Q79791
3a	92	GLU	ALA	ENGINEERED MUTATION	UNP Q79791
3b	92	GLU	ALA	ENGINEERED MUTATION	UNP Q79791
3c	92	GLU	ALA	ENGINEERED MUTATION	UNP Q79791
3d	92	GLU	ALA	ENGINEERED MUTATION	UNP Q79791
3e	92	GLU	ALA	ENGINEERED MUTATION	UNP Q79791
3f	92	GLU	ALA	ENGINEERED MUTATION	UNP Q79791
3g	92	GLU	ALA	ENGINEERED MUTATION	UNP Q79791
3h	92	GLU	ALA	ENGINEERED MUTATION	UNP Q79791
3i	92	GLU	ALA	ENGINEERED MUTATION	UNP Q79791
3j	92	GLU	ALA	ENGINEERED MUTATION	UNP Q79791
3k	92	GLU	ALA	ENGINEERED MUTATION	UNP Q79791
3l	92	GLU	ALA	ENGINEERED MUTATION	UNP Q79791
3m	92	GLU	ALA	ENGINEERED MUTATION	UNP Q79791
3n	92	GLU	ALA	ENGINEERED MUTATION	UNP Q79791
3o	92	GLU	ALA	ENGINEERED MUTATION	UNP Q79791
3p	92	GLU	ALA	ENGINEERED MUTATION	UNP Q79791
3q	92	GLU	ALA	ENGINEERED MUTATION	UNP Q79791

*Continued on next page...*

*Continued from previous page...*

Chain	Residue	Modelled	Actual	Comment	Reference
3r	92	GLU	ALA	ENGINEERED MUTATION	UNP Q79791
3s	92	GLU	ALA	ENGINEERED MUTATION	UNP Q79791
3t	92	GLU	ALA	ENGINEERED MUTATION	UNP Q79791
3u	92	GLU	ALA	ENGINEERED MUTATION	UNP Q79791
3v	92	GLU	ALA	ENGINEERED MUTATION	UNP Q79791
3w	92	GLU	ALA	ENGINEERED MUTATION	UNP Q79791
3x	92	GLU	ALA	ENGINEERED MUTATION	UNP Q79791
3y	92	GLU	ALA	ENGINEERED MUTATION	UNP Q79791
3z	92	GLU	ALA	ENGINEERED MUTATION	UNP Q79791
3A	92	GLU	ALA	ENGINEERED MUTATION	UNP Q79791
3B	92	GLU	ALA	ENGINEERED MUTATION	UNP Q79791
3C	92	GLU	ALA	ENGINEERED MUTATION	UNP Q79791
3D	92	GLU	ALA	ENGINEERED MUTATION	UNP Q79791
3E	92	GLU	ALA	ENGINEERED MUTATION	UNP Q79791
3F	92	GLU	ALA	ENGINEERED MUTATION	UNP Q79791
3G	92	GLU	ALA	ENGINEERED MUTATION	UNP Q79791
3H	92	GLU	ALA	ENGINEERED MUTATION	UNP Q79791
3I	92	GLU	ALA	ENGINEERED MUTATION	UNP Q79791
3J	92	GLU	ALA	ENGINEERED MUTATION	UNP Q79791
3K	92	GLU	ALA	ENGINEERED MUTATION	UNP Q79791
3L	92	GLU	ALA	ENGINEERED MUTATION	UNP Q79791
3M	92	GLU	ALA	ENGINEERED MUTATION	UNP Q79791
3N	92	GLU	ALA	ENGINEERED MUTATION	UNP Q79791
3O	92	GLU	ALA	ENGINEERED MUTATION	UNP Q79791
3P	92	GLU	ALA	ENGINEERED MUTATION	UNP Q79791
3Q	92	GLU	ALA	ENGINEERED MUTATION	UNP Q79791
3R	92	GLU	ALA	ENGINEERED MUTATION	UNP Q79791
3S	92	GLU	ALA	ENGINEERED MUTATION	UNP Q79791
3T	92	GLU	ALA	ENGINEERED MUTATION	UNP Q79791
3U	92	GLU	ALA	ENGINEERED MUTATION	UNP Q79791
3V	92	GLU	ALA	ENGINEERED MUTATION	UNP Q79791
3W	92	GLU	ALA	ENGINEERED MUTATION	UNP Q79791
3X	92	GLU	ALA	ENGINEERED MUTATION	UNP Q79791
3Y	92	GLU	ALA	ENGINEERED MUTATION	UNP Q79791
3Z	92	GLU	ALA	ENGINEERED MUTATION	UNP Q79791
40	92	GLU	ALA	ENGINEERED MUTATION	UNP Q79791
41	92	GLU	ALA	ENGINEERED MUTATION	UNP Q79791
42	92	GLU	ALA	ENGINEERED MUTATION	UNP Q79791
43	92	GLU	ALA	ENGINEERED MUTATION	UNP Q79791
44	92	GLU	ALA	ENGINEERED MUTATION	UNP Q79791
45	92	GLU	ALA	ENGINEERED MUTATION	UNP Q79791
46	92	GLU	ALA	ENGINEERED MUTATION	UNP Q79791

*Continued on next page...*

*Continued from previous page...*

Chain	Residue	Modelled	Actual	Comment	Reference
47	92	GLU	ALA	ENGINEERED MUTATION	UNP Q79791
48	92	GLU	ALA	ENGINEERED MUTATION	UNP Q79791
49	92	GLU	ALA	ENGINEERED MUTATION	UNP Q79791
4a	92	GLU	ALA	ENGINEERED MUTATION	UNP Q79791
4b	92	GLU	ALA	ENGINEERED MUTATION	UNP Q79791
4c	92	GLU	ALA	ENGINEERED MUTATION	UNP Q79791
4d	92	GLU	ALA	ENGINEERED MUTATION	UNP Q79791
4e	92	GLU	ALA	ENGINEERED MUTATION	UNP Q79791
4f	92	GLU	ALA	ENGINEERED MUTATION	UNP Q79791
4g	92	GLU	ALA	ENGINEERED MUTATION	UNP Q79791
4h	92	GLU	ALA	ENGINEERED MUTATION	UNP Q79791
4i	92	GLU	ALA	ENGINEERED MUTATION	UNP Q79791
4j	92	GLU	ALA	ENGINEERED MUTATION	UNP Q79791
4k	92	GLU	ALA	ENGINEERED MUTATION	UNP Q79791
4l	92	GLU	ALA	ENGINEERED MUTATION	UNP Q79791
4m	92	GLU	ALA	ENGINEERED MUTATION	UNP Q79791
4n	92	GLU	ALA	ENGINEERED MUTATION	UNP Q79791
4o	92	GLU	ALA	ENGINEERED MUTATION	UNP Q79791
4p	92	GLU	ALA	ENGINEERED MUTATION	UNP Q79791
4q	92	GLU	ALA	ENGINEERED MUTATION	UNP Q79791
4r	92	GLU	ALA	ENGINEERED MUTATION	UNP Q79791
4s	92	GLU	ALA	ENGINEERED MUTATION	UNP Q79791
4t	92	GLU	ALA	ENGINEERED MUTATION	UNP Q79791
4u	92	GLU	ALA	ENGINEERED MUTATION	UNP Q79791
4v	92	GLU	ALA	ENGINEERED MUTATION	UNP Q79791
4w	92	GLU	ALA	ENGINEERED MUTATION	UNP Q79791
4x	92	GLU	ALA	ENGINEERED MUTATION	UNP Q79791
4y	92	GLU	ALA	ENGINEERED MUTATION	UNP Q79791
4z	92	GLU	ALA	ENGINEERED MUTATION	UNP Q79791
4A	92	GLU	ALA	ENGINEERED MUTATION	UNP Q79791
4B	92	GLU	ALA	ENGINEERED MUTATION	UNP Q79791
4C	92	GLU	ALA	ENGINEERED MUTATION	UNP Q79791
4D	92	GLU	ALA	ENGINEERED MUTATION	UNP Q79791
4E	92	GLU	ALA	ENGINEERED MUTATION	UNP Q79791
4F	92	GLU	ALA	ENGINEERED MUTATION	UNP Q79791
4G	92	GLU	ALA	ENGINEERED MUTATION	UNP Q79791
4H	92	GLU	ALA	ENGINEERED MUTATION	UNP Q79791
4I	92	GLU	ALA	ENGINEERED MUTATION	UNP Q79791
4J	92	GLU	ALA	ENGINEERED MUTATION	UNP Q79791
4K	92	GLU	ALA	ENGINEERED MUTATION	UNP Q79791
4L	92	GLU	ALA	ENGINEERED MUTATION	UNP Q79791
4M	92	GLU	ALA	ENGINEERED MUTATION	UNP Q79791

*Continued on next page...*

*Continued from previous page...*

Chain	Residue	Modelled	Actual	Comment	Reference
4N	92	GLU	ALA	ENGINEERED MUTATION	UNP Q79791
4O	92	GLU	ALA	ENGINEERED MUTATION	UNP Q79791
4P	92	GLU	ALA	ENGINEERED MUTATION	UNP Q79791
4Q	92	GLU	ALA	ENGINEERED MUTATION	UNP Q79791
4R	92	GLU	ALA	ENGINEERED MUTATION	UNP Q79791
4S	92	GLU	ALA	ENGINEERED MUTATION	UNP Q79791
4T	92	GLU	ALA	ENGINEERED MUTATION	UNP Q79791
4U	92	GLU	ALA	ENGINEERED MUTATION	UNP Q79791
4V	92	GLU	ALA	ENGINEERED MUTATION	UNP Q79791
4W	92	GLU	ALA	ENGINEERED MUTATION	UNP Q79791
4X	92	GLU	ALA	ENGINEERED MUTATION	UNP Q79791
4Y	92	GLU	ALA	ENGINEERED MUTATION	UNP Q79791
4Z	92	GLU	ALA	ENGINEERED MUTATION	UNP Q79791
50	92	GLU	ALA	ENGINEERED MUTATION	UNP Q79791
51	92	GLU	ALA	ENGINEERED MUTATION	UNP Q79791
52	92	GLU	ALA	ENGINEERED MUTATION	UNP Q79791
53	92	GLU	ALA	ENGINEERED MUTATION	UNP Q79791
54	92	GLU	ALA	ENGINEERED MUTATION	UNP Q79791
55	92	GLU	ALA	ENGINEERED MUTATION	UNP Q79791
56	92	GLU	ALA	ENGINEERED MUTATION	UNP Q79791
57	92	GLU	ALA	ENGINEERED MUTATION	UNP Q79791
58	92	GLU	ALA	ENGINEERED MUTATION	UNP Q79791
59	92	GLU	ALA	ENGINEERED MUTATION	UNP Q79791
5a	92	GLU	ALA	ENGINEERED MUTATION	UNP Q79791
5b	92	GLU	ALA	ENGINEERED MUTATION	UNP Q79791
5c	92	GLU	ALA	ENGINEERED MUTATION	UNP Q79791
5d	92	GLU	ALA	ENGINEERED MUTATION	UNP Q79791
5e	92	GLU	ALA	ENGINEERED MUTATION	UNP Q79791
5f	92	GLU	ALA	ENGINEERED MUTATION	UNP Q79791
5g	92	GLU	ALA	ENGINEERED MUTATION	UNP Q79791
5h	92	GLU	ALA	ENGINEERED MUTATION	UNP Q79791
5i	92	GLU	ALA	ENGINEERED MUTATION	UNP Q79791
5j	92	GLU	ALA	ENGINEERED MUTATION	UNP Q79791
5k	92	GLU	ALA	ENGINEERED MUTATION	UNP Q79791
5l	92	GLU	ALA	ENGINEERED MUTATION	UNP Q79791
5m	92	GLU	ALA	ENGINEERED MUTATION	UNP Q79791
5n	92	GLU	ALA	ENGINEERED MUTATION	UNP Q79791
5o	92	GLU	ALA	ENGINEERED MUTATION	UNP Q79791
5p	92	GLU	ALA	ENGINEERED MUTATION	UNP Q79791
5q	92	GLU	ALA	ENGINEERED MUTATION	UNP Q79791
5r	92	GLU	ALA	ENGINEERED MUTATION	UNP Q79791
5s	92	GLU	ALA	ENGINEERED MUTATION	UNP Q79791

*Continued on next page...*

*Continued from previous page...*

Chain	Residue	Modelled	Actual	Comment	Reference
5t	92	GLU	ALA	ENGINEERED MUTATION	UNP Q79791
5u	92	GLU	ALA	ENGINEERED MUTATION	UNP Q79791
5v	92	GLU	ALA	ENGINEERED MUTATION	UNP Q79791
5w	92	GLU	ALA	ENGINEERED MUTATION	UNP Q79791
5x	92	GLU	ALA	ENGINEERED MUTATION	UNP Q79791
5y	92	GLU	ALA	ENGINEERED MUTATION	UNP Q79791
5z	92	GLU	ALA	ENGINEERED MUTATION	UNP Q79791
5A	92	GLU	ALA	ENGINEERED MUTATION	UNP Q79791
5B	92	GLU	ALA	ENGINEERED MUTATION	UNP Q79791
5C	92	GLU	ALA	ENGINEERED MUTATION	UNP Q79791
5D	92	GLU	ALA	ENGINEERED MUTATION	UNP Q79791
5E	92	GLU	ALA	ENGINEERED MUTATION	UNP Q79791
5F	92	GLU	ALA	ENGINEERED MUTATION	UNP Q79791
5G	92	GLU	ALA	ENGINEERED MUTATION	UNP Q79791
5H	92	GLU	ALA	ENGINEERED MUTATION	UNP Q79791
5I	92	GLU	ALA	ENGINEERED MUTATION	UNP Q79791
5J	92	GLU	ALA	ENGINEERED MUTATION	UNP Q79791
5K	92	GLU	ALA	ENGINEERED MUTATION	UNP Q79791
5L	92	GLU	ALA	ENGINEERED MUTATION	UNP Q79791
5M	92	GLU	ALA	ENGINEERED MUTATION	UNP Q79791
5N	92	GLU	ALA	ENGINEERED MUTATION	UNP Q79791
5O	92	GLU	ALA	ENGINEERED MUTATION	UNP Q79791
5P	92	GLU	ALA	ENGINEERED MUTATION	UNP Q79791
5Q	92	GLU	ALA	ENGINEERED MUTATION	UNP Q79791
5R	92	GLU	ALA	ENGINEERED MUTATION	UNP Q79791
5S	92	GLU	ALA	ENGINEERED MUTATION	UNP Q79791
5T	92	GLU	ALA	ENGINEERED MUTATION	UNP Q79791
5U	92	GLU	ALA	ENGINEERED MUTATION	UNP Q79791
5V	92	GLU	ALA	ENGINEERED MUTATION	UNP Q79791
5W	92	GLU	ALA	ENGINEERED MUTATION	UNP Q79791
5X	92	GLU	ALA	ENGINEERED MUTATION	UNP Q79791
5Y	92	GLU	ALA	ENGINEERED MUTATION	UNP Q79791
5Z	92	GLU	ALA	ENGINEERED MUTATION	UNP Q79791
60	92	GLU	ALA	ENGINEERED MUTATION	UNP Q79791
61	92	GLU	ALA	ENGINEERED MUTATION	UNP Q79791
62	92	GLU	ALA	ENGINEERED MUTATION	UNP Q79791
63	92	GLU	ALA	ENGINEERED MUTATION	UNP Q79791
64	92	GLU	ALA	ENGINEERED MUTATION	UNP Q79791
65	92	GLU	ALA	ENGINEERED MUTATION	UNP Q79791
66	92	GLU	ALA	ENGINEERED MUTATION	UNP Q79791
67	92	GLU	ALA	ENGINEERED MUTATION	UNP Q79791
68	92	GLU	ALA	ENGINEERED MUTATION	UNP Q79791

*Continued on next page...*



*Continued from previous page...*

Chain	Residue	Modelled	Actual	Comment	Reference
69	92	GLU	ALA	ENGINEERED MUTATION	UNP Q79791
6a	92	GLU	ALA	ENGINEERED MUTATION	UNP Q79791
6b	92	GLU	ALA	ENGINEERED MUTATION	UNP Q79791
6c	92	GLU	ALA	ENGINEERED MUTATION	UNP Q79791
6d	92	GLU	ALA	ENGINEERED MUTATION	UNP Q79791
6e	92	GLU	ALA	ENGINEERED MUTATION	UNP Q79791
6f	92	GLU	ALA	ENGINEERED MUTATION	UNP Q79791
6g	92	GLU	ALA	ENGINEERED MUTATION	UNP Q79791
6h	92	GLU	ALA	ENGINEERED MUTATION	UNP Q79791
6i	92	GLU	ALA	ENGINEERED MUTATION	UNP Q79791
6j	92	GLU	ALA	ENGINEERED MUTATION	UNP Q79791
6k	92	GLU	ALA	ENGINEERED MUTATION	UNP Q79791
6l	92	GLU	ALA	ENGINEERED MUTATION	UNP Q79791
6m	92	GLU	ALA	ENGINEERED MUTATION	UNP Q79791
6n	92	GLU	ALA	ENGINEERED MUTATION	UNP Q79791
6o	92	GLU	ALA	ENGINEERED MUTATION	UNP Q79791
6p	92	GLU	ALA	ENGINEERED MUTATION	UNP Q79791
6q	92	GLU	ALA	ENGINEERED MUTATION	UNP Q79791
6r	92	GLU	ALA	ENGINEERED MUTATION	UNP Q79791
6s	92	GLU	ALA	ENGINEERED MUTATION	UNP Q79791
6t	92	GLU	ALA	ENGINEERED MUTATION	UNP Q79791
6u	92	GLU	ALA	ENGINEERED MUTATION	UNP Q79791
6v	92	GLU	ALA	ENGINEERED MUTATION	UNP Q79791
6w	92	GLU	ALA	ENGINEERED MUTATION	UNP Q79791
6x	92	GLU	ALA	ENGINEERED MUTATION	UNP Q79791
6y	92	GLU	ALA	ENGINEERED MUTATION	UNP Q79791
6z	92	GLU	ALA	ENGINEERED MUTATION	UNP Q79791
6A	92	GLU	ALA	ENGINEERED MUTATION	UNP Q79791
6B	92	GLU	ALA	ENGINEERED MUTATION	UNP Q79791
6C	92	GLU	ALA	ENGINEERED MUTATION	UNP Q79791
6D	92	GLU	ALA	ENGINEERED MUTATION	UNP Q79791
6E	92	GLU	ALA	ENGINEERED MUTATION	UNP Q79791
6F	92	GLU	ALA	ENGINEERED MUTATION	UNP Q79791
6G	92	GLU	ALA	ENGINEERED MUTATION	UNP Q79791
6H	92	GLU	ALA	ENGINEERED MUTATION	UNP Q79791
6I	92	GLU	ALA	ENGINEERED MUTATION	UNP Q79791
6J	92	GLU	ALA	ENGINEERED MUTATION	UNP Q79791
6K	92	GLU	ALA	ENGINEERED MUTATION	UNP Q79791
6L	92	GLU	ALA	ENGINEERED MUTATION	UNP Q79791
6M	92	GLU	ALA	ENGINEERED MUTATION	UNP Q79791
6N	92	GLU	ALA	ENGINEERED MUTATION	UNP Q79791
6O	92	GLU	ALA	ENGINEERED MUTATION	UNP Q79791

*Continued on next page...*

*Continued from previous page...*

Chain	Residue	Modelled	Actual	Comment	Reference
6P	92	GLU	ALA	ENGINEERED MUTATION	UNP Q79791
6Q	92	GLU	ALA	ENGINEERED MUTATION	UNP Q79791
6R	92	GLU	ALA	ENGINEERED MUTATION	UNP Q79791
6S	92	GLU	ALA	ENGINEERED MUTATION	UNP Q79791
6T	92	GLU	ALA	ENGINEERED MUTATION	UNP Q79791
6U	92	GLU	ALA	ENGINEERED MUTATION	UNP Q79791
6V	92	GLU	ALA	ENGINEERED MUTATION	UNP Q79791
6W	92	GLU	ALA	ENGINEERED MUTATION	UNP Q79791
6X	92	GLU	ALA	ENGINEERED MUTATION	UNP Q79791
6Y	92	GLU	ALA	ENGINEERED MUTATION	UNP Q79791
6Z	92	GLU	ALA	ENGINEERED MUTATION	UNP Q79791
70	92	GLU	ALA	ENGINEERED MUTATION	UNP Q79791
71	92	GLU	ALA	ENGINEERED MUTATION	UNP Q79791
72	92	GLU	ALA	ENGINEERED MUTATION	UNP Q79791
73	92	GLU	ALA	ENGINEERED MUTATION	UNP Q79791
74	92	GLU	ALA	ENGINEERED MUTATION	UNP Q79791
75	92	GLU	ALA	ENGINEERED MUTATION	UNP Q79791
76	92	GLU	ALA	ENGINEERED MUTATION	UNP Q79791
77	92	GLU	ALA	ENGINEERED MUTATION	UNP Q79791
78	92	GLU	ALA	ENGINEERED MUTATION	UNP Q79791
79	92	GLU	ALA	ENGINEERED MUTATION	UNP Q79791
7a	92	GLU	ALA	ENGINEERED MUTATION	UNP Q79791
7b	92	GLU	ALA	ENGINEERED MUTATION	UNP Q79791
7c	92	GLU	ALA	ENGINEERED MUTATION	UNP Q79791
7d	92	GLU	ALA	ENGINEERED MUTATION	UNP Q79791
7e	92	GLU	ALA	ENGINEERED MUTATION	UNP Q79791
7f	92	GLU	ALA	ENGINEERED MUTATION	UNP Q79791
7g	92	GLU	ALA	ENGINEERED MUTATION	UNP Q79791
7h	92	GLU	ALA	ENGINEERED MUTATION	UNP Q79791
7i	92	GLU	ALA	ENGINEERED MUTATION	UNP Q79791
7j	92	GLU	ALA	ENGINEERED MUTATION	UNP Q79791
7k	92	GLU	ALA	ENGINEERED MUTATION	UNP Q79791
7l	92	GLU	ALA	ENGINEERED MUTATION	UNP Q79791
7m	92	GLU	ALA	ENGINEERED MUTATION	UNP Q79791
7n	92	GLU	ALA	ENGINEERED MUTATION	UNP Q79791
7o	92	GLU	ALA	ENGINEERED MUTATION	UNP Q79791
7p	92	GLU	ALA	ENGINEERED MUTATION	UNP Q79791
7q	92	GLU	ALA	ENGINEERED MUTATION	UNP Q79791
7r	92	GLU	ALA	ENGINEERED MUTATION	UNP Q79791
7s	92	GLU	ALA	ENGINEERED MUTATION	UNP Q79791
7t	92	GLU	ALA	ENGINEERED MUTATION	UNP Q79791
7u	92	GLU	ALA	ENGINEERED MUTATION	UNP Q79791

*Continued on next page...*

*Continued from previous page...*

Chain	Residue	Modelled	Actual	Comment	Reference
7v	92	GLU	ALA	ENGINEERED MUTATION	UNP Q79791
7w	92	GLU	ALA	ENGINEERED MUTATION	UNP Q79791
7x	92	GLU	ALA	ENGINEERED MUTATION	UNP Q79791
7y	92	GLU	ALA	ENGINEERED MUTATION	UNP Q79791
7z	92	GLU	ALA	ENGINEERED MUTATION	UNP Q79791
7A	92	GLU	ALA	ENGINEERED MUTATION	UNP Q79791
7B	92	GLU	ALA	ENGINEERED MUTATION	UNP Q79791
7C	92	GLU	ALA	ENGINEERED MUTATION	UNP Q79791
7D	92	GLU	ALA	ENGINEERED MUTATION	UNP Q79791
7E	92	GLU	ALA	ENGINEERED MUTATION	UNP Q79791
7F	92	GLU	ALA	ENGINEERED MUTATION	UNP Q79791
7G	92	GLU	ALA	ENGINEERED MUTATION	UNP Q79791
7H	92	GLU	ALA	ENGINEERED MUTATION	UNP Q79791
7I	92	GLU	ALA	ENGINEERED MUTATION	UNP Q79791
7J	92	GLU	ALA	ENGINEERED MUTATION	UNP Q79791
7K	92	GLU	ALA	ENGINEERED MUTATION	UNP Q79791
7L	92	GLU	ALA	ENGINEERED MUTATION	UNP Q79791
7M	92	GLU	ALA	ENGINEERED MUTATION	UNP Q79791
7N	92	GLU	ALA	ENGINEERED MUTATION	UNP Q79791
7O	92	GLU	ALA	ENGINEERED MUTATION	UNP Q79791
7P	92	GLU	ALA	ENGINEERED MUTATION	UNP Q79791
7Q	92	GLU	ALA	ENGINEERED MUTATION	UNP Q79791
7R	92	GLU	ALA	ENGINEERED MUTATION	UNP Q79791
7S	92	GLU	ALA	ENGINEERED MUTATION	UNP Q79791
7T	92	GLU	ALA	ENGINEERED MUTATION	UNP Q79791
7U	92	GLU	ALA	ENGINEERED MUTATION	UNP Q79791
7V	92	GLU	ALA	ENGINEERED MUTATION	UNP Q79791
7W	92	GLU	ALA	ENGINEERED MUTATION	UNP Q79791
7X	92	GLU	ALA	ENGINEERED MUTATION	UNP Q79791
7Y	92	GLU	ALA	ENGINEERED MUTATION	UNP Q79791
7Z	92	GLU	ALA	ENGINEERED MUTATION	UNP Q79791
80	92	GLU	ALA	ENGINEERED MUTATION	UNP Q79791
81	92	GLU	ALA	ENGINEERED MUTATION	UNP Q79791
82	92	GLU	ALA	ENGINEERED MUTATION	UNP Q79791
83	92	GLU	ALA	ENGINEERED MUTATION	UNP Q79791
84	92	GLU	ALA	ENGINEERED MUTATION	UNP Q79791
85	92	GLU	ALA	ENGINEERED MUTATION	UNP Q79791
86	92	GLU	ALA	ENGINEERED MUTATION	UNP Q79791
87	92	GLU	ALA	ENGINEERED MUTATION	UNP Q79791
88	92	GLU	ALA	ENGINEERED MUTATION	UNP Q79791
89	92	GLU	ALA	ENGINEERED MUTATION	UNP Q79791
8a	92	GLU	ALA	ENGINEERED MUTATION	UNP Q79791

*Continued on next page...*

*Continued from previous page...*

Chain	Residue	Modelled	Actual	Comment	Reference
8b	92	GLU	ALA	ENGINEERED MUTATION	UNP Q79791
8c	92	GLU	ALA	ENGINEERED MUTATION	UNP Q79791
8d	92	GLU	ALA	ENGINEERED MUTATION	UNP Q79791
8e	92	GLU	ALA	ENGINEERED MUTATION	UNP Q79791
8f	92	GLU	ALA	ENGINEERED MUTATION	UNP Q79791
8g	92	GLU	ALA	ENGINEERED MUTATION	UNP Q79791
8h	92	GLU	ALA	ENGINEERED MUTATION	UNP Q79791
8i	92	GLU	ALA	ENGINEERED MUTATION	UNP Q79791
8j	92	GLU	ALA	ENGINEERED MUTATION	UNP Q79791
8k	92	GLU	ALA	ENGINEERED MUTATION	UNP Q79791
8l	92	GLU	ALA	ENGINEERED MUTATION	UNP Q79791
8m	92	GLU	ALA	ENGINEERED MUTATION	UNP Q79791
8n	92	GLU	ALA	ENGINEERED MUTATION	UNP Q79791
8o	92	GLU	ALA	ENGINEERED MUTATION	UNP Q79791
8p	92	GLU	ALA	ENGINEERED MUTATION	UNP Q79791
8q	92	GLU	ALA	ENGINEERED MUTATION	UNP Q79791
8r	92	GLU	ALA	ENGINEERED MUTATION	UNP Q79791
8s	92	GLU	ALA	ENGINEERED MUTATION	UNP Q79791
8t	92	GLU	ALA	ENGINEERED MUTATION	UNP Q79791
8u	92	GLU	ALA	ENGINEERED MUTATION	UNP Q79791
8v	92	GLU	ALA	ENGINEERED MUTATION	UNP Q79791
8w	92	GLU	ALA	ENGINEERED MUTATION	UNP Q79791
8x	92	GLU	ALA	ENGINEERED MUTATION	UNP Q79791
8y	92	GLU	ALA	ENGINEERED MUTATION	UNP Q79791
8z	92	GLU	ALA	ENGINEERED MUTATION	UNP Q79791
8A	92	GLU	ALA	ENGINEERED MUTATION	UNP Q79791
8B	92	GLU	ALA	ENGINEERED MUTATION	UNP Q79791
8C	92	GLU	ALA	ENGINEERED MUTATION	UNP Q79791
8D	92	GLU	ALA	ENGINEERED MUTATION	UNP Q79791
8E	92	GLU	ALA	ENGINEERED MUTATION	UNP Q79791
8F	92	GLU	ALA	ENGINEERED MUTATION	UNP Q79791
8G	92	GLU	ALA	ENGINEERED MUTATION	UNP Q79791
8H	92	GLU	ALA	ENGINEERED MUTATION	UNP Q79791
8I	92	GLU	ALA	ENGINEERED MUTATION	UNP Q79791
8J	92	GLU	ALA	ENGINEERED MUTATION	UNP Q79791
8K	92	GLU	ALA	ENGINEERED MUTATION	UNP Q79791
8L	92	GLU	ALA	ENGINEERED MUTATION	UNP Q79791
8M	92	GLU	ALA	ENGINEERED MUTATION	UNP Q79791
8N	92	GLU	ALA	ENGINEERED MUTATION	UNP Q79791
8O	92	GLU	ALA	ENGINEERED MUTATION	UNP Q79791
8P	92	GLU	ALA	ENGINEERED MUTATION	UNP Q79791
8Q	92	GLU	ALA	ENGINEERED MUTATION	UNP Q79791

*Continued on next page...*

*Continued from previous page...*

Chain	Residue	Modelled	Actual	Comment	Reference
8R	92	GLU	ALA	ENGINEERED MUTATION	UNP Q79791
8S	92	GLU	ALA	ENGINEERED MUTATION	UNP Q79791
8T	92	GLU	ALA	ENGINEERED MUTATION	UNP Q79791
8U	92	GLU	ALA	ENGINEERED MUTATION	UNP Q79791
8V	92	GLU	ALA	ENGINEERED MUTATION	UNP Q79791
8W	92	GLU	ALA	ENGINEERED MUTATION	UNP Q79791
8X	92	GLU	ALA	ENGINEERED MUTATION	UNP Q79791
8Y	92	GLU	ALA	ENGINEERED MUTATION	UNP Q79791
8Z	92	GLU	ALA	ENGINEERED MUTATION	UNP Q79791
90	92	GLU	ALA	ENGINEERED MUTATION	UNP Q79791
91	92	GLU	ALA	ENGINEERED MUTATION	UNP Q79791
92	92	GLU	ALA	ENGINEERED MUTATION	UNP Q79791
93	92	GLU	ALA	ENGINEERED MUTATION	UNP Q79791
94	92	GLU	ALA	ENGINEERED MUTATION	UNP Q79791
95	92	GLU	ALA	ENGINEERED MUTATION	UNP Q79791
96	92	GLU	ALA	ENGINEERED MUTATION	UNP Q79791
97	92	GLU	ALA	ENGINEERED MUTATION	UNP Q79791
98	92	GLU	ALA	ENGINEERED MUTATION	UNP Q79791
99	92	GLU	ALA	ENGINEERED MUTATION	UNP Q79791
9a	92	GLU	ALA	ENGINEERED MUTATION	UNP Q79791
9b	92	GLU	ALA	ENGINEERED MUTATION	UNP Q79791
9c	92	GLU	ALA	ENGINEERED MUTATION	UNP Q79791
9d	92	GLU	ALA	ENGINEERED MUTATION	UNP Q79791
9e	92	GLU	ALA	ENGINEERED MUTATION	UNP Q79791
9f	92	GLU	ALA	ENGINEERED MUTATION	UNP Q79791
9g	92	GLU	ALA	ENGINEERED MUTATION	UNP Q79791
9h	92	GLU	ALA	ENGINEERED MUTATION	UNP Q79791
9i	92	GLU	ALA	ENGINEERED MUTATION	UNP Q79791
9j	92	GLU	ALA	ENGINEERED MUTATION	UNP Q79791
9k	92	GLU	ALA	ENGINEERED MUTATION	UNP Q79791
9l	92	GLU	ALA	ENGINEERED MUTATION	UNP Q79791
9m	92	GLU	ALA	ENGINEERED MUTATION	UNP Q79791
9n	92	GLU	ALA	ENGINEERED MUTATION	UNP Q79791
9o	92	GLU	ALA	ENGINEERED MUTATION	UNP Q79791
9p	92	GLU	ALA	ENGINEERED MUTATION	UNP Q79791
9q	92	GLU	ALA	ENGINEERED MUTATION	UNP Q79791
9r	92	GLU	ALA	ENGINEERED MUTATION	UNP Q79791
9s	92	GLU	ALA	ENGINEERED MUTATION	UNP Q79791
9t	92	GLU	ALA	ENGINEERED MUTATION	UNP Q79791
9u	92	GLU	ALA	ENGINEERED MUTATION	UNP Q79791
9v	92	GLU	ALA	ENGINEERED MUTATION	UNP Q79791
9w	92	GLU	ALA	ENGINEERED MUTATION	UNP Q79791

*Continued on next page...*

*Continued from previous page...*

Chain	Residue	Modelled	Actual	Comment	Reference
9x	92	GLU	ALA	ENGINEERED MUTATION	UNP Q79791
9y	92	GLU	ALA	ENGINEERED MUTATION	UNP Q79791
9z	92	GLU	ALA	ENGINEERED MUTATION	UNP Q79791
9A	92	GLU	ALA	ENGINEERED MUTATION	UNP Q79791
9B	92	GLU	ALA	ENGINEERED MUTATION	UNP Q79791
9C	92	GLU	ALA	ENGINEERED MUTATION	UNP Q79791
9D	92	GLU	ALA	ENGINEERED MUTATION	UNP Q79791
9E	92	GLU	ALA	ENGINEERED MUTATION	UNP Q79791
9F	92	GLU	ALA	ENGINEERED MUTATION	UNP Q79791
9G	92	GLU	ALA	ENGINEERED MUTATION	UNP Q79791
9H	92	GLU	ALA	ENGINEERED MUTATION	UNP Q79791
9I	92	GLU	ALA	ENGINEERED MUTATION	UNP Q79791
9J	92	GLU	ALA	ENGINEERED MUTATION	UNP Q79791
9K	92	GLU	ALA	ENGINEERED MUTATION	UNP Q79791
9L	92	GLU	ALA	ENGINEERED MUTATION	UNP Q79791
9M	92	GLU	ALA	ENGINEERED MUTATION	UNP Q79791
9N	92	GLU	ALA	ENGINEERED MUTATION	UNP Q79791
9O	92	GLU	ALA	ENGINEERED MUTATION	UNP Q79791
9P	92	GLU	ALA	ENGINEERED MUTATION	UNP Q79791
Y	92	GLU	ALA	ENGINEERED MUTATION	UNP Q79791
9Q	92	GLU	ALA	ENGINEERED MUTATION	UNP Q79791
9R	92	GLU	ALA	ENGINEERED MUTATION	UNP Q79791
9S	92	GLU	ALA	ENGINEERED MUTATION	UNP Q79791
9T	92	GLU	ALA	ENGINEERED MUTATION	UNP Q79791
9U	92	GLU	ALA	ENGINEERED MUTATION	UNP Q79791
9V	92	GLU	ALA	ENGINEERED MUTATION	UNP Q79791
9W	92	GLU	ALA	ENGINEERED MUTATION	UNP Q79791
9X	92	GLU	ALA	ENGINEERED MUTATION	UNP Q79791
9Y	92	GLU	ALA	ENGINEERED MUTATION	UNP Q79791
9Z	92	GLU	ALA	ENGINEERED MUTATION	UNP Q79791
Z	92	GLU	ALA	ENGINEERED MUTATION	UNP Q79791
a0	92	GLU	ALA	ENGINEERED MUTATION	UNP Q79791
a1	92	GLU	ALA	ENGINEERED MUTATION	UNP Q79791
a2	92	GLU	ALA	ENGINEERED MUTATION	UNP Q79791
a3	92	GLU	ALA	ENGINEERED MUTATION	UNP Q79791
a4	92	GLU	ALA	ENGINEERED MUTATION	UNP Q79791
a5	92	GLU	ALA	ENGINEERED MUTATION	UNP Q79791
a6	92	GLU	ALA	ENGINEERED MUTATION	UNP Q79791
a7	92	GLU	ALA	ENGINEERED MUTATION	UNP Q79791
a8	92	GLU	ALA	ENGINEERED MUTATION	UNP Q79791
a9	92	GLU	ALA	ENGINEERED MUTATION	UNP Q79791
10	92	GLU	ALA	ENGINEERED MUTATION	UNP Q79791

*Continued on next page...*

*Continued from previous page...*

Chain	Residue	Modelled	Actual	Comment	Reference
aa	92	GLU	ALA	ENGINEERED MUTATION	UNP Q79791
ab	92	GLU	ALA	ENGINEERED MUTATION	UNP Q79791
ac	92	GLU	ALA	ENGINEERED MUTATION	UNP Q79791
ad	92	GLU	ALA	ENGINEERED MUTATION	UNP Q79791
ae	92	GLU	ALA	ENGINEERED MUTATION	UNP Q79791
af	92	GLU	ALA	ENGINEERED MUTATION	UNP Q79791
ag	92	GLU	ALA	ENGINEERED MUTATION	UNP Q79791
ah	92	GLU	ALA	ENGINEERED MUTATION	UNP Q79791
ai	92	GLU	ALA	ENGINEERED MUTATION	UNP Q79791
aj	92	GLU	ALA	ENGINEERED MUTATION	UNP Q79791
11	92	GLU	ALA	ENGINEERED MUTATION	UNP Q79791
ak	92	GLU	ALA	ENGINEERED MUTATION	UNP Q79791
al	92	GLU	ALA	ENGINEERED MUTATION	UNP Q79791
am	92	GLU	ALA	ENGINEERED MUTATION	UNP Q79791
an	92	GLU	ALA	ENGINEERED MUTATION	UNP Q79791
ao	92	GLU	ALA	ENGINEERED MUTATION	UNP Q79791
ap	92	GLU	ALA	ENGINEERED MUTATION	UNP Q79791
aq	92	GLU	ALA	ENGINEERED MUTATION	UNP Q79791
ar	92	GLU	ALA	ENGINEERED MUTATION	UNP Q79791
as	92	GLU	ALA	ENGINEERED MUTATION	UNP Q79791
at	92	GLU	ALA	ENGINEERED MUTATION	UNP Q79791
12	92	GLU	ALA	ENGINEERED MUTATION	UNP Q79791
au	92	GLU	ALA	ENGINEERED MUTATION	UNP Q79791
av	92	GLU	ALA	ENGINEERED MUTATION	UNP Q79791
aw	92	GLU	ALA	ENGINEERED MUTATION	UNP Q79791
ax	92	GLU	ALA	ENGINEERED MUTATION	UNP Q79791
ay	92	GLU	ALA	ENGINEERED MUTATION	UNP Q79791
az	92	GLU	ALA	ENGINEERED MUTATION	UNP Q79791
aA	92	GLU	ALA	ENGINEERED MUTATION	UNP Q79791
aB	92	GLU	ALA	ENGINEERED MUTATION	UNP Q79791
aC	92	GLU	ALA	ENGINEERED MUTATION	UNP Q79791
aD	92	GLU	ALA	ENGINEERED MUTATION	UNP Q79791
13	92	GLU	ALA	ENGINEERED MUTATION	UNP Q79791
aE	92	GLU	ALA	ENGINEERED MUTATION	UNP Q79791
aF	92	GLU	ALA	ENGINEERED MUTATION	UNP Q79791
aG	92	GLU	ALA	ENGINEERED MUTATION	UNP Q79791
aH	92	GLU	ALA	ENGINEERED MUTATION	UNP Q79791
aI	92	GLU	ALA	ENGINEERED MUTATION	UNP Q79791
aJ	92	GLU	ALA	ENGINEERED MUTATION	UNP Q79791
aK	92	GLU	ALA	ENGINEERED MUTATION	UNP Q79791
aL	92	GLU	ALA	ENGINEERED MUTATION	UNP Q79791
aM	92	GLU	ALA	ENGINEERED MUTATION	UNP Q79791

*Continued on next page...*

*Continued from previous page...*

Chain	Residue	Modelled	Actual	Comment	Reference
aN	92	GLU	ALA	ENGINEERED MUTATION	UNP Q79791
14	92	GLU	ALA	ENGINEERED MUTATION	UNP Q79791
aO	92	GLU	ALA	ENGINEERED MUTATION	UNP Q79791
aP	92	GLU	ALA	ENGINEERED MUTATION	UNP Q79791
aQ	92	GLU	ALA	ENGINEERED MUTATION	UNP Q79791
aR	92	GLU	ALA	ENGINEERED MUTATION	UNP Q79791
aS	92	GLU	ALA	ENGINEERED MUTATION	UNP Q79791
aT	92	GLU	ALA	ENGINEERED MUTATION	UNP Q79791
aU	92	GLU	ALA	ENGINEERED MUTATION	UNP Q79791
aV	92	GLU	ALA	ENGINEERED MUTATION	UNP Q79791
aW	92	GLU	ALA	ENGINEERED MUTATION	UNP Q79791
aX	92	GLU	ALA	ENGINEERED MUTATION	UNP Q79791
15	92	GLU	ALA	ENGINEERED MUTATION	UNP Q79791
aY	92	GLU	ALA	ENGINEERED MUTATION	UNP Q79791
aZ	92	GLU	ALA	ENGINEERED MUTATION	UNP Q79791
b0	92	GLU	ALA	ENGINEERED MUTATION	UNP Q79791
b1	92	GLU	ALA	ENGINEERED MUTATION	UNP Q79791
b2	92	GLU	ALA	ENGINEERED MUTATION	UNP Q79791
b3	92	GLU	ALA	ENGINEERED MUTATION	UNP Q79791
b4	92	GLU	ALA	ENGINEERED MUTATION	UNP Q79791
b5	92	GLU	ALA	ENGINEERED MUTATION	UNP Q79791
b6	92	GLU	ALA	ENGINEERED MUTATION	UNP Q79791
b7	92	GLU	ALA	ENGINEERED MUTATION	UNP Q79791
16	92	GLU	ALA	ENGINEERED MUTATION	UNP Q79791
b8	92	GLU	ALA	ENGINEERED MUTATION	UNP Q79791
b9	92	GLU	ALA	ENGINEERED MUTATION	UNP Q79791
ba	92	GLU	ALA	ENGINEERED MUTATION	UNP Q79791
bb	92	GLU	ALA	ENGINEERED MUTATION	UNP Q79791
bc	92	GLU	ALA	ENGINEERED MUTATION	UNP Q79791
bd	92	GLU	ALA	ENGINEERED MUTATION	UNP Q79791
be	92	GLU	ALA	ENGINEERED MUTATION	UNP Q79791
bf	92	GLU	ALA	ENGINEERED MUTATION	UNP Q79791
bg	92	GLU	ALA	ENGINEERED MUTATION	UNP Q79791
bh	92	GLU	ALA	ENGINEERED MUTATION	UNP Q79791
17	92	GLU	ALA	ENGINEERED MUTATION	UNP Q79791
bi	92	GLU	ALA	ENGINEERED MUTATION	UNP Q79791
bj	92	GLU	ALA	ENGINEERED MUTATION	UNP Q79791
bk	92	GLU	ALA	ENGINEERED MUTATION	UNP Q79791
bl	92	GLU	ALA	ENGINEERED MUTATION	UNP Q79791
bm	92	GLU	ALA	ENGINEERED MUTATION	UNP Q79791
bn	92	GLU	ALA	ENGINEERED MUTATION	UNP Q79791
bo	92	GLU	ALA	ENGINEERED MUTATION	UNP Q79791

*Continued on next page...*



*Continued from previous page...*

Chain	Residue	Modelled	Actual	Comment	Reference
bp	92	GLU	ALA	ENGINEERED MUTATION	UNP Q79791
bq	92	GLU	ALA	ENGINEERED MUTATION	UNP Q79791
br	92	GLU	ALA	ENGINEERED MUTATION	UNP Q79791
18	92	GLU	ALA	ENGINEERED MUTATION	UNP Q79791
bs	92	GLU	ALA	ENGINEERED MUTATION	UNP Q79791
bt	92	GLU	ALA	ENGINEERED MUTATION	UNP Q79791
bu	92	GLU	ALA	ENGINEERED MUTATION	UNP Q79791
bv	92	GLU	ALA	ENGINEERED MUTATION	UNP Q79791
bw	92	GLU	ALA	ENGINEERED MUTATION	UNP Q79791
bx	92	GLU	ALA	ENGINEERED MUTATION	UNP Q79791
by	92	GLU	ALA	ENGINEERED MUTATION	UNP Q79791
bz	92	GLU	ALA	ENGINEERED MUTATION	UNP Q79791
bA	92	GLU	ALA	ENGINEERED MUTATION	UNP Q79791
bB	92	GLU	ALA	ENGINEERED MUTATION	UNP Q79791
19	92	GLU	ALA	ENGINEERED MUTATION	UNP Q79791
bC	92	GLU	ALA	ENGINEERED MUTATION	UNP Q79791
bD	92	GLU	ALA	ENGINEERED MUTATION	UNP Q79791
bE	92	GLU	ALA	ENGINEERED MUTATION	UNP Q79791
bF	92	GLU	ALA	ENGINEERED MUTATION	UNP Q79791
bG	92	GLU	ALA	ENGINEERED MUTATION	UNP Q79791
bH	92	GLU	ALA	ENGINEERED MUTATION	UNP Q79791
bI	92	GLU	ALA	ENGINEERED MUTATION	UNP Q79791
bJ	92	GLU	ALA	ENGINEERED MUTATION	UNP Q79791
bK	92	GLU	ALA	ENGINEERED MUTATION	UNP Q79791
bL	92	GLU	ALA	ENGINEERED MUTATION	UNP Q79791
1a	92	GLU	ALA	ENGINEERED MUTATION	UNP Q79791
bM	92	GLU	ALA	ENGINEERED MUTATION	UNP Q79791
bN	92	GLU	ALA	ENGINEERED MUTATION	UNP Q79791
bO	92	GLU	ALA	ENGINEERED MUTATION	UNP Q79791
bP	92	GLU	ALA	ENGINEERED MUTATION	UNP Q79791
bQ	92	GLU	ALA	ENGINEERED MUTATION	UNP Q79791
bR	92	GLU	ALA	ENGINEERED MUTATION	UNP Q79791
bS	92	GLU	ALA	ENGINEERED MUTATION	UNP Q79791
bT	92	GLU	ALA	ENGINEERED MUTATION	UNP Q79791
bU	92	GLU	ALA	ENGINEERED MUTATION	UNP Q79791
bV	92	GLU	ALA	ENGINEERED MUTATION	UNP Q79791
1b	92	GLU	ALA	ENGINEERED MUTATION	UNP Q79791
bW	92	GLU	ALA	ENGINEERED MUTATION	UNP Q79791
bX	92	GLU	ALA	ENGINEERED MUTATION	UNP Q79791
bY	92	GLU	ALA	ENGINEERED MUTATION	UNP Q79791
bZ	92	GLU	ALA	ENGINEERED MUTATION	UNP Q79791
c0	92	GLU	ALA	ENGINEERED MUTATION	UNP Q79791

*Continued on next page...*

*Continued from previous page...*

Chain	Residue	Modelled	Actual	Comment	Reference
c1	92	GLU	ALA	ENGINEERED MUTATION	UNP Q79791
c2	92	GLU	ALA	ENGINEERED MUTATION	UNP Q79791
c3	92	GLU	ALA	ENGINEERED MUTATION	UNP Q79791
c4	92	GLU	ALA	ENGINEERED MUTATION	UNP Q79791
c5	92	GLU	ALA	ENGINEERED MUTATION	UNP Q79791
1c	92	GLU	ALA	ENGINEERED MUTATION	UNP Q79791
c6	92	GLU	ALA	ENGINEERED MUTATION	UNP Q79791
c7	92	GLU	ALA	ENGINEERED MUTATION	UNP Q79791
c8	92	GLU	ALA	ENGINEERED MUTATION	UNP Q79791
c9	92	GLU	ALA	ENGINEERED MUTATION	UNP Q79791
ca	92	GLU	ALA	ENGINEERED MUTATION	UNP Q79791
cb	92	GLU	ALA	ENGINEERED MUTATION	UNP Q79791
cc	92	GLU	ALA	ENGINEERED MUTATION	UNP Q79791
cd	92	GLU	ALA	ENGINEERED MUTATION	UNP Q79791
ce	92	GLU	ALA	ENGINEERED MUTATION	UNP Q79791
cf	92	GLU	ALA	ENGINEERED MUTATION	UNP Q79791
1d	92	GLU	ALA	ENGINEERED MUTATION	UNP Q79791
cg	92	GLU	ALA	ENGINEERED MUTATION	UNP Q79791
ch	92	GLU	ALA	ENGINEERED MUTATION	UNP Q79791
ci	92	GLU	ALA	ENGINEERED MUTATION	UNP Q79791
cj	92	GLU	ALA	ENGINEERED MUTATION	UNP Q79791
ck	92	GLU	ALA	ENGINEERED MUTATION	UNP Q79791
cl	92	GLU	ALA	ENGINEERED MUTATION	UNP Q79791
cm	92	GLU	ALA	ENGINEERED MUTATION	UNP Q79791
cn	92	GLU	ALA	ENGINEERED MUTATION	UNP Q79791
co	92	GLU	ALA	ENGINEERED MUTATION	UNP Q79791
cp	92	GLU	ALA	ENGINEERED MUTATION	UNP Q79791
1e	92	GLU	ALA	ENGINEERED MUTATION	UNP Q79791
cq	92	GLU	ALA	ENGINEERED MUTATION	UNP Q79791
cr	92	GLU	ALA	ENGINEERED MUTATION	UNP Q79791
cs	92	GLU	ALA	ENGINEERED MUTATION	UNP Q79791
ct	92	GLU	ALA	ENGINEERED MUTATION	UNP Q79791
cu	92	GLU	ALA	ENGINEERED MUTATION	UNP Q79791
cv	92	GLU	ALA	ENGINEERED MUTATION	UNP Q79791
cw	92	GLU	ALA	ENGINEERED MUTATION	UNP Q79791
cx	92	GLU	ALA	ENGINEERED MUTATION	UNP Q79791
cy	92	GLU	ALA	ENGINEERED MUTATION	UNP Q79791
cz	92	GLU	ALA	ENGINEERED MUTATION	UNP Q79791
1f	92	GLU	ALA	ENGINEERED MUTATION	UNP Q79791
cA	92	GLU	ALA	ENGINEERED MUTATION	UNP Q79791
cB	92	GLU	ALA	ENGINEERED MUTATION	UNP Q79791
cC	92	GLU	ALA	ENGINEERED MUTATION	UNP Q79791

*Continued on next page...*

*Continued from previous page...*

Chain	Residue	Modelled	Actual	Comment	Reference
cD	92	GLU	ALA	ENGINEERED MUTATION	UNP Q79791
cE	92	GLU	ALA	ENGINEERED MUTATION	UNP Q79791
cF	92	GLU	ALA	ENGINEERED MUTATION	UNP Q79791
cG	92	GLU	ALA	ENGINEERED MUTATION	UNP Q79791
cH	92	GLU	ALA	ENGINEERED MUTATION	UNP Q79791
cI	92	GLU	ALA	ENGINEERED MUTATION	UNP Q79791
cJ	92	GLU	ALA	ENGINEERED MUTATION	UNP Q79791
lg	92	GLU	ALA	ENGINEERED MUTATION	UNP Q79791
cK	92	GLU	ALA	ENGINEERED MUTATION	UNP Q79791
cL	92	GLU	ALA	ENGINEERED MUTATION	UNP Q79791
cM	92	GLU	ALA	ENGINEERED MUTATION	UNP Q79791
cN	92	GLU	ALA	ENGINEERED MUTATION	UNP Q79791
cO	92	GLU	ALA	ENGINEERED MUTATION	UNP Q79791
cP	92	GLU	ALA	ENGINEERED MUTATION	UNP Q79791
cQ	92	GLU	ALA	ENGINEERED MUTATION	UNP Q79791
cR	92	GLU	ALA	ENGINEERED MUTATION	UNP Q79791
cS	92	GLU	ALA	ENGINEERED MUTATION	UNP Q79791
cT	92	GLU	ALA	ENGINEERED MUTATION	UNP Q79791
lh	92	GLU	ALA	ENGINEERED MUTATION	UNP Q79791
cU	92	GLU	ALA	ENGINEERED MUTATION	UNP Q79791
cV	92	GLU	ALA	ENGINEERED MUTATION	UNP Q79791
cW	92	GLU	ALA	ENGINEERED MUTATION	UNP Q79791
cX	92	GLU	ALA	ENGINEERED MUTATION	UNP Q79791
cY	92	GLU	ALA	ENGINEERED MUTATION	UNP Q79791
cZ	92	GLU	ALA	ENGINEERED MUTATION	UNP Q79791
d0	92	GLU	ALA	ENGINEERED MUTATION	UNP Q79791
d1	92	GLU	ALA	ENGINEERED MUTATION	UNP Q79791
d2	92	GLU	ALA	ENGINEERED MUTATION	UNP Q79791
d3	92	GLU	ALA	ENGINEERED MUTATION	UNP Q79791
li	92	GLU	ALA	ENGINEERED MUTATION	UNP Q79791
d4	92	GLU	ALA	ENGINEERED MUTATION	UNP Q79791
d5	92	GLU	ALA	ENGINEERED MUTATION	UNP Q79791
d6	92	GLU	ALA	ENGINEERED MUTATION	UNP Q79791
d7	92	GLU	ALA	ENGINEERED MUTATION	UNP Q79791
d8	92	GLU	ALA	ENGINEERED MUTATION	UNP Q79791
d9	92	GLU	ALA	ENGINEERED MUTATION	UNP Q79791
da	92	GLU	ALA	ENGINEERED MUTATION	UNP Q79791
db	92	GLU	ALA	ENGINEERED MUTATION	UNP Q79791
dc	92	GLU	ALA	ENGINEERED MUTATION	UNP Q79791
dd	92	GLU	ALA	ENGINEERED MUTATION	UNP Q79791
lj	92	GLU	ALA	ENGINEERED MUTATION	UNP Q79791
de	92	GLU	ALA	ENGINEERED MUTATION	UNP Q79791

*Continued on next page...*

*Continued from previous page...*

Chain	Residue	Modelled	Actual	Comment	Reference
df	92	GLU	ALA	ENGINEERED MUTATION	UNP Q79791
dg	92	GLU	ALA	ENGINEERED MUTATION	UNP Q79791
dh	92	GLU	ALA	ENGINEERED MUTATION	UNP Q79791
di	92	GLU	ALA	ENGINEERED MUTATION	UNP Q79791
dj	92	GLU	ALA	ENGINEERED MUTATION	UNP Q79791
dk	92	GLU	ALA	ENGINEERED MUTATION	UNP Q79791
dl	92	GLU	ALA	ENGINEERED MUTATION	UNP Q79791
dm	92	GLU	ALA	ENGINEERED MUTATION	UNP Q79791
dn	92	GLU	ALA	ENGINEERED MUTATION	UNP Q79791
lk	92	GLU	ALA	ENGINEERED MUTATION	UNP Q79791
do	92	GLU	ALA	ENGINEERED MUTATION	UNP Q79791
dp	92	GLU	ALA	ENGINEERED MUTATION	UNP Q79791
dq	92	GLU	ALA	ENGINEERED MUTATION	UNP Q79791
dr	92	GLU	ALA	ENGINEERED MUTATION	UNP Q79791
ds	92	GLU	ALA	ENGINEERED MUTATION	UNP Q79791
dt	92	GLU	ALA	ENGINEERED MUTATION	UNP Q79791
du	92	GLU	ALA	ENGINEERED MUTATION	UNP Q79791
dv	92	GLU	ALA	ENGINEERED MUTATION	UNP Q79791
dw	92	GLU	ALA	ENGINEERED MUTATION	UNP Q79791
dx	92	GLU	ALA	ENGINEERED MUTATION	UNP Q79791
1l	92	GLU	ALA	ENGINEERED MUTATION	UNP Q79791
dy	92	GLU	ALA	ENGINEERED MUTATION	UNP Q79791
dz	92	GLU	ALA	ENGINEERED MUTATION	UNP Q79791
dA	92	GLU	ALA	ENGINEERED MUTATION	UNP Q79791
dB	92	GLU	ALA	ENGINEERED MUTATION	UNP Q79791
dC	92	GLU	ALA	ENGINEERED MUTATION	UNP Q79791
dD	92	GLU	ALA	ENGINEERED MUTATION	UNP Q79791
dE	92	GLU	ALA	ENGINEERED MUTATION	UNP Q79791
dF	92	GLU	ALA	ENGINEERED MUTATION	UNP Q79791
dG	92	GLU	ALA	ENGINEERED MUTATION	UNP Q79791
dH	92	GLU	ALA	ENGINEERED MUTATION	UNP Q79791
1m	92	GLU	ALA	ENGINEERED MUTATION	UNP Q79791
dI	92	GLU	ALA	ENGINEERED MUTATION	UNP Q79791
dJ	92	GLU	ALA	ENGINEERED MUTATION	UNP Q79791
dK	92	GLU	ALA	ENGINEERED MUTATION	UNP Q79791
dL	92	GLU	ALA	ENGINEERED MUTATION	UNP Q79791
dM	92	GLU	ALA	ENGINEERED MUTATION	UNP Q79791
dN	92	GLU	ALA	ENGINEERED MUTATION	UNP Q79791
dO	92	GLU	ALA	ENGINEERED MUTATION	UNP Q79791
dP	92	GLU	ALA	ENGINEERED MUTATION	UNP Q79791
dQ	92	GLU	ALA	ENGINEERED MUTATION	UNP Q79791
dR	92	GLU	ALA	ENGINEERED MUTATION	UNP Q79791

*Continued on next page...*

*Continued from previous page...*

Chain	Residue	Modelled	Actual	Comment	Reference
1n	92	GLU	ALA	ENGINEERED MUTATION	UNP Q79791
dS	92	GLU	ALA	ENGINEERED MUTATION	UNP Q79791
dT	92	GLU	ALA	ENGINEERED MUTATION	UNP Q79791
dU	92	GLU	ALA	ENGINEERED MUTATION	UNP Q79791
dV	92	GLU	ALA	ENGINEERED MUTATION	UNP Q79791
dW	92	GLU	ALA	ENGINEERED MUTATION	UNP Q79791
dX	92	GLU	ALA	ENGINEERED MUTATION	UNP Q79791
dY	92	GLU	ALA	ENGINEERED MUTATION	UNP Q79791
dZ	92	GLU	ALA	ENGINEERED MUTATION	UNP Q79791
e0	92	GLU	ALA	ENGINEERED MUTATION	UNP Q79791
e1	92	GLU	ALA	ENGINEERED MUTATION	UNP Q79791
1o	92	GLU	ALA	ENGINEERED MUTATION	UNP Q79791
e2	92	GLU	ALA	ENGINEERED MUTATION	UNP Q79791
e3	92	GLU	ALA	ENGINEERED MUTATION	UNP Q79791
e4	92	GLU	ALA	ENGINEERED MUTATION	UNP Q79791
e5	92	GLU	ALA	ENGINEERED MUTATION	UNP Q79791
e6	92	GLU	ALA	ENGINEERED MUTATION	UNP Q79791
e7	92	GLU	ALA	ENGINEERED MUTATION	UNP Q79791
e8	92	GLU	ALA	ENGINEERED MUTATION	UNP Q79791
e9	92	GLU	ALA	ENGINEERED MUTATION	UNP Q79791
ea	92	GLU	ALA	ENGINEERED MUTATION	UNP Q79791
eb	92	GLU	ALA	ENGINEERED MUTATION	UNP Q79791
1p	92	GLU	ALA	ENGINEERED MUTATION	UNP Q79791
ec	92	GLU	ALA	ENGINEERED MUTATION	UNP Q79791
ed	92	GLU	ALA	ENGINEERED MUTATION	UNP Q79791
ee	92	GLU	ALA	ENGINEERED MUTATION	UNP Q79791
ef	92	GLU	ALA	ENGINEERED MUTATION	UNP Q79791
eg	92	GLU	ALA	ENGINEERED MUTATION	UNP Q79791
eh	92	GLU	ALA	ENGINEERED MUTATION	UNP Q79791
ei	92	GLU	ALA	ENGINEERED MUTATION	UNP Q79791
ej	92	GLU	ALA	ENGINEERED MUTATION	UNP Q79791
ek	92	GLU	ALA	ENGINEERED MUTATION	UNP Q79791
el	92	GLU	ALA	ENGINEERED MUTATION	UNP Q79791
1q	92	GLU	ALA	ENGINEERED MUTATION	UNP Q79791
em	92	GLU	ALA	ENGINEERED MUTATION	UNP Q79791
en	92	GLU	ALA	ENGINEERED MUTATION	UNP Q79791
eo	92	GLU	ALA	ENGINEERED MUTATION	UNP Q79791
ep	92	GLU	ALA	ENGINEERED MUTATION	UNP Q79791
eq	92	GLU	ALA	ENGINEERED MUTATION	UNP Q79791
er	92	GLU	ALA	ENGINEERED MUTATION	UNP Q79791
es	92	GLU	ALA	ENGINEERED MUTATION	UNP Q79791
et	92	GLU	ALA	ENGINEERED MUTATION	UNP Q79791

*Continued on next page...*

*Continued from previous page...*

Chain	Residue	Modelled	Actual	Comment	Reference
eu	92	GLU	ALA	ENGINEERED MUTATION	UNP Q79791
ev	92	GLU	ALA	ENGINEERED MUTATION	UNP Q79791
lr	92	GLU	ALA	ENGINEERED MUTATION	UNP Q79791
ew	92	GLU	ALA	ENGINEERED MUTATION	UNP Q79791
ex	92	GLU	ALA	ENGINEERED MUTATION	UNP Q79791
ey	92	GLU	ALA	ENGINEERED MUTATION	UNP Q79791
ez	92	GLU	ALA	ENGINEERED MUTATION	UNP Q79791
eA	92	GLU	ALA	ENGINEERED MUTATION	UNP Q79791
eB	92	GLU	ALA	ENGINEERED MUTATION	UNP Q79791
eC	92	GLU	ALA	ENGINEERED MUTATION	UNP Q79791
eD	92	GLU	ALA	ENGINEERED MUTATION	UNP Q79791
eE	92	GLU	ALA	ENGINEERED MUTATION	UNP Q79791
eF	92	GLU	ALA	ENGINEERED MUTATION	UNP Q79791
ls	92	GLU	ALA	ENGINEERED MUTATION	UNP Q79791
eG	92	GLU	ALA	ENGINEERED MUTATION	UNP Q79791
eH	92	GLU	ALA	ENGINEERED MUTATION	UNP Q79791
eI	92	GLU	ALA	ENGINEERED MUTATION	UNP Q79791
eJ	92	GLU	ALA	ENGINEERED MUTATION	UNP Q79791
eK	92	GLU	ALA	ENGINEERED MUTATION	UNP Q79791
eL	92	GLU	ALA	ENGINEERED MUTATION	UNP Q79791
eM	92	GLU	ALA	ENGINEERED MUTATION	UNP Q79791
eN	92	GLU	ALA	ENGINEERED MUTATION	UNP Q79791
eO	92	GLU	ALA	ENGINEERED MUTATION	UNP Q79791
eP	92	GLU	ALA	ENGINEERED MUTATION	UNP Q79791
lt	92	GLU	ALA	ENGINEERED MUTATION	UNP Q79791
eQ	92	GLU	ALA	ENGINEERED MUTATION	UNP Q79791
eR	92	GLU	ALA	ENGINEERED MUTATION	UNP Q79791
eS	92	GLU	ALA	ENGINEERED MUTATION	UNP Q79791
eT	92	GLU	ALA	ENGINEERED MUTATION	UNP Q79791
eU	92	GLU	ALA	ENGINEERED MUTATION	UNP Q79791
eV	92	GLU	ALA	ENGINEERED MUTATION	UNP Q79791
eW	92	GLU	ALA	ENGINEERED MUTATION	UNP Q79791
eX	92	GLU	ALA	ENGINEERED MUTATION	UNP Q79791
eY	92	GLU	ALA	ENGINEERED MUTATION	UNP Q79791
eZ	92	GLU	ALA	ENGINEERED MUTATION	UNP Q79791
lu	92	GLU	ALA	ENGINEERED MUTATION	UNP Q79791
f0	92	GLU	ALA	ENGINEERED MUTATION	UNP Q79791
f1	92	GLU	ALA	ENGINEERED MUTATION	UNP Q79791
f2	92	GLU	ALA	ENGINEERED MUTATION	UNP Q79791
f3	92	GLU	ALA	ENGINEERED MUTATION	UNP Q79791
f4	92	GLU	ALA	ENGINEERED MUTATION	UNP Q79791
f5	92	GLU	ALA	ENGINEERED MUTATION	UNP Q79791

*Continued on next page...*

*Continued from previous page...*

Chain	Residue	Modelled	Actual	Comment	Reference
f6	92	GLU	ALA	ENGINEERED MUTATION	UNP Q79791
f7	92	GLU	ALA	ENGINEERED MUTATION	UNP Q79791
f8	92	GLU	ALA	ENGINEERED MUTATION	UNP Q79791
f9	92	GLU	ALA	ENGINEERED MUTATION	UNP Q79791
1v	92	GLU	ALA	ENGINEERED MUTATION	UNP Q79791
fa	92	GLU	ALA	ENGINEERED MUTATION	UNP Q79791
fb	92	GLU	ALA	ENGINEERED MUTATION	UNP Q79791
fc	92	GLU	ALA	ENGINEERED MUTATION	UNP Q79791
fd	92	GLU	ALA	ENGINEERED MUTATION	UNP Q79791
fe	92	GLU	ALA	ENGINEERED MUTATION	UNP Q79791
ff	92	GLU	ALA	ENGINEERED MUTATION	UNP Q79791
fg	92	GLU	ALA	ENGINEERED MUTATION	UNP Q79791
fh	92	GLU	ALA	ENGINEERED MUTATION	UNP Q79791
fi	92	GLU	ALA	ENGINEERED MUTATION	UNP Q79791
fj	92	GLU	ALA	ENGINEERED MUTATION	UNP Q79791
1w	92	GLU	ALA	ENGINEERED MUTATION	UNP Q79791
fk	92	GLU	ALA	ENGINEERED MUTATION	UNP Q79791
fl	92	GLU	ALA	ENGINEERED MUTATION	UNP Q79791
fm	92	GLU	ALA	ENGINEERED MUTATION	UNP Q79791
fn	92	GLU	ALA	ENGINEERED MUTATION	UNP Q79791
fo	92	GLU	ALA	ENGINEERED MUTATION	UNP Q79791
fp	92	GLU	ALA	ENGINEERED MUTATION	UNP Q79791
fq	92	GLU	ALA	ENGINEERED MUTATION	UNP Q79791
fr	92	GLU	ALA	ENGINEERED MUTATION	UNP Q79791
fs	92	GLU	ALA	ENGINEERED MUTATION	UNP Q79791
ft	92	GLU	ALA	ENGINEERED MUTATION	UNP Q79791
1x	92	GLU	ALA	ENGINEERED MUTATION	UNP Q79791
fu	92	GLU	ALA	ENGINEERED MUTATION	UNP Q79791
fv	92	GLU	ALA	ENGINEERED MUTATION	UNP Q79791
fw	92	GLU	ALA	ENGINEERED MUTATION	UNP Q79791
fx	92	GLU	ALA	ENGINEERED MUTATION	UNP Q79791
fy	92	GLU	ALA	ENGINEERED MUTATION	UNP Q79791
fz	92	GLU	ALA	ENGINEERED MUTATION	UNP Q79791
fA	92	GLU	ALA	ENGINEERED MUTATION	UNP Q79791
fB	92	GLU	ALA	ENGINEERED MUTATION	UNP Q79791
fC	92	GLU	ALA	ENGINEERED MUTATION	UNP Q79791
fD	92	GLU	ALA	ENGINEERED MUTATION	UNP Q79791
1y	92	GLU	ALA	ENGINEERED MUTATION	UNP Q79791
fE	92	GLU	ALA	ENGINEERED MUTATION	UNP Q79791
fF	92	GLU	ALA	ENGINEERED MUTATION	UNP Q79791
fG	92	GLU	ALA	ENGINEERED MUTATION	UNP Q79791
fH	92	GLU	ALA	ENGINEERED MUTATION	UNP Q79791

*Continued on next page...*

*Continued from previous page...*

Chain	Residue	Modelled	Actual	Comment	Reference
fI	92	GLU	ALA	ENGINEERED MUTATION	UNP Q79791
fJ	92	GLU	ALA	ENGINEERED MUTATION	UNP Q79791
fK	92	GLU	ALA	ENGINEERED MUTATION	UNP Q79791
fL	92	GLU	ALA	ENGINEERED MUTATION	UNP Q79791
fM	92	GLU	ALA	ENGINEERED MUTATION	UNP Q79791
fN	92	GLU	ALA	ENGINEERED MUTATION	UNP Q79791
lZ	92	GLU	ALA	ENGINEERED MUTATION	UNP Q79791
fO	92	GLU	ALA	ENGINEERED MUTATION	UNP Q79791
fP	92	GLU	ALA	ENGINEERED MUTATION	UNP Q79791
fQ	92	GLU	ALA	ENGINEERED MUTATION	UNP Q79791
fR	92	GLU	ALA	ENGINEERED MUTATION	UNP Q79791
fS	92	GLU	ALA	ENGINEERED MUTATION	UNP Q79791
fT	92	GLU	ALA	ENGINEERED MUTATION	UNP Q79791
fU	92	GLU	ALA	ENGINEERED MUTATION	UNP Q79791
fV	92	GLU	ALA	ENGINEERED MUTATION	UNP Q79791
fW	92	GLU	ALA	ENGINEERED MUTATION	UNP Q79791
fX	92	GLU	ALA	ENGINEERED MUTATION	UNP Q79791
1A	92	GLU	ALA	ENGINEERED MUTATION	UNP Q79791
fY	92	GLU	ALA	ENGINEERED MUTATION	UNP Q79791
fZ	92	GLU	ALA	ENGINEERED MUTATION	UNP Q79791
g0	92	GLU	ALA	ENGINEERED MUTATION	UNP Q79791
g1	92	GLU	ALA	ENGINEERED MUTATION	UNP Q79791
g2	92	GLU	ALA	ENGINEERED MUTATION	UNP Q79791
g3	92	GLU	ALA	ENGINEERED MUTATION	UNP Q79791
g4	92	GLU	ALA	ENGINEERED MUTATION	UNP Q79791
g5	92	GLU	ALA	ENGINEERED MUTATION	UNP Q79791
g6	92	GLU	ALA	ENGINEERED MUTATION	UNP Q79791
g7	92	GLU	ALA	ENGINEERED MUTATION	UNP Q79791
1B	92	GLU	ALA	ENGINEERED MUTATION	UNP Q79791
0	92	GLU	ALA	ENGINEERED MUTATION	UNP Q79791
a	92	GLU	ALA	ENGINEERED MUTATION	UNP Q79791
b	92	GLU	ALA	ENGINEERED MUTATION	UNP Q79791
c	92	GLU	ALA	ENGINEERED MUTATION	UNP Q79791
d	92	GLU	ALA	ENGINEERED MUTATION	UNP Q79791
e	92	GLU	ALA	ENGINEERED MUTATION	UNP Q79791
f	92	GLU	ALA	ENGINEERED MUTATION	UNP Q79791
g	92	GLU	ALA	ENGINEERED MUTATION	UNP Q79791
h	92	GLU	ALA	ENGINEERED MUTATION	UNP Q79791
i	92	GLU	ALA	ENGINEERED MUTATION	UNP Q79791
j	92	GLU	ALA	ENGINEERED MUTATION	UNP Q79791
l	92	GLU	ALA	ENGINEERED MUTATION	UNP Q79791
k	92	GLU	ALA	ENGINEERED MUTATION	UNP Q79791

*Continued on next page...*



*Continued from previous page...*

Chain	Residue	Modelled	Actual	Comment	Reference
l	92	GLU	ALA	ENGINEERED MUTATION	UNP Q79791
m	92	GLU	ALA	ENGINEERED MUTATION	UNP Q79791
n	92	GLU	ALA	ENGINEERED MUTATION	UNP Q79791
o	92	GLU	ALA	ENGINEERED MUTATION	UNP Q79791
p	92	GLU	ALA	ENGINEERED MUTATION	UNP Q79791
q	92	GLU	ALA	ENGINEERED MUTATION	UNP Q79791
r	92	GLU	ALA	ENGINEERED MUTATION	UNP Q79791
s	92	GLU	ALA	ENGINEERED MUTATION	UNP Q79791
t	92	GLU	ALA	ENGINEERED MUTATION	UNP Q79791
2	92	GLU	ALA	ENGINEERED MUTATION	UNP Q79791
u	92	GLU	ALA	ENGINEERED MUTATION	UNP Q79791
v	92	GLU	ALA	ENGINEERED MUTATION	UNP Q79791
w	92	GLU	ALA	ENGINEERED MUTATION	UNP Q79791
x	92	GLU	ALA	ENGINEERED MUTATION	UNP Q79791
y	92	GLU	ALA	ENGINEERED MUTATION	UNP Q79791
z	92	GLU	ALA	ENGINEERED MUTATION	UNP Q79791
A	92	GLU	ALA	ENGINEERED MUTATION	UNP Q79791
B	92	GLU	ALA	ENGINEERED MUTATION	UNP Q79791
C	92	GLU	ALA	ENGINEERED MUTATION	UNP Q79791
D	92	GLU	ALA	ENGINEERED MUTATION	UNP Q79791
3	92	GLU	ALA	ENGINEERED MUTATION	UNP Q79791
E	92	GLU	ALA	ENGINEERED MUTATION	UNP Q79791
F	92	GLU	ALA	ENGINEERED MUTATION	UNP Q79791
G	92	GLU	ALA	ENGINEERED MUTATION	UNP Q79791
H	92	GLU	ALA	ENGINEERED MUTATION	UNP Q79791
I	92	GLU	ALA	ENGINEERED MUTATION	UNP Q79791
J	92	GLU	ALA	ENGINEERED MUTATION	UNP Q79791
K	92	GLU	ALA	ENGINEERED MUTATION	UNP Q79791
L	92	GLU	ALA	ENGINEERED MUTATION	UNP Q79791
M	92	GLU	ALA	ENGINEERED MUTATION	UNP Q79791
N	92	GLU	ALA	ENGINEERED MUTATION	UNP Q79791
4	92	GLU	ALA	ENGINEERED MUTATION	UNP Q79791
O	92	GLU	ALA	ENGINEERED MUTATION	UNP Q79791
P	92	GLU	ALA	ENGINEERED MUTATION	UNP Q79791
Q	92	GLU	ALA	ENGINEERED MUTATION	UNP Q79791
R	92	GLU	ALA	ENGINEERED MUTATION	UNP Q79791
S	92	GLU	ALA	ENGINEERED MUTATION	UNP Q79791
T	92	GLU	ALA	ENGINEERED MUTATION	UNP Q79791
U	92	GLU	ALA	ENGINEERED MUTATION	UNP Q79791
V	92	GLU	ALA	ENGINEERED MUTATION	UNP Q79791
W	92	GLU	ALA	ENGINEERED MUTATION	UNP Q79791
X	92	GLU	ALA	ENGINEERED MUTATION	UNP Q79791

*Continued on next page...*


*Continued from previous page...*

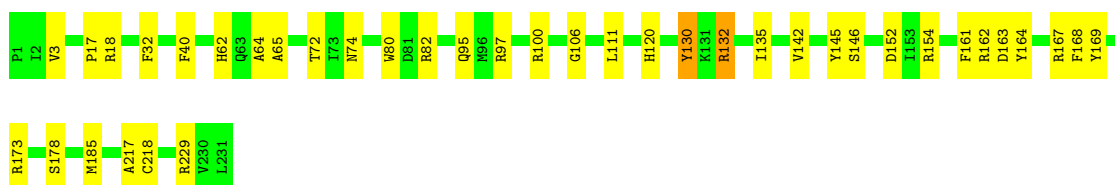
<b>Chain</b>	<b>Residue</b>	<b>Modelled</b>	<b>Actual</b>	<b>Comment</b>	<b>Reference</b>
5	92	GLU	ALA	ENGINEERED MUTATION	UNP Q79791
6	92	GLU	ALA	ENGINEERED MUTATION	UNP Q79791
7	92	GLU	ALA	ENGINEERED MUTATION	UNP Q79791
8	92	GLU	ALA	ENGINEERED MUTATION	UNP Q79791
9	92	GLU	ALA	ENGINEERED MUTATION	UNP Q79791

### 3 Residue-property plots [i](#)


These plots are drawn for all protein, RNA, DNA and oligosaccharide chains in the entry. The first graphic for a chain summarises the proportions of the various outlier classes displayed in the second graphic. The second graphic shows the sequence view annotated by issues in geometry. Residues are color-coded according to the number of geometric quality criteria for which they contain at least one outlier: green = 0, yellow = 1, orange = 2 and red = 3 or more. Stretches of 2 or more consecutive residues without any outlier are shown as a green connector. Residues present in the sample, but not in the model, are shown in grey.

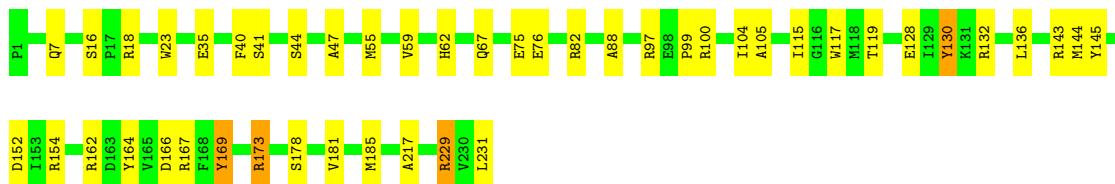
- Molecule 1: capsid protein

Chain g8:  83% 16%




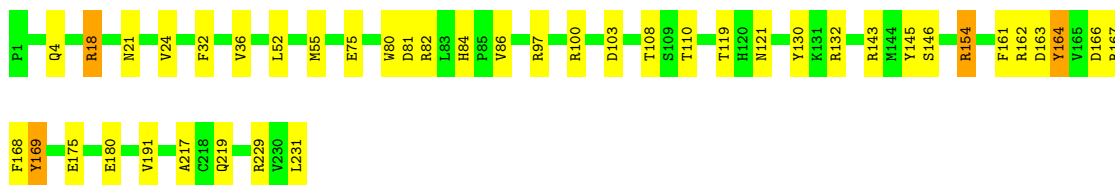
- Molecule 1: capsid protein

Chain g9:  80% 18%




- Molecule 1: capsid protein

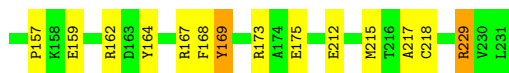
Chain ga:  82% 16%



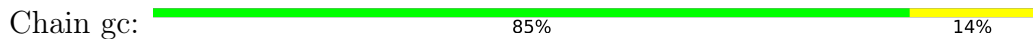
- Molecule 1: capsid protein

Chain gb:  80% 19%

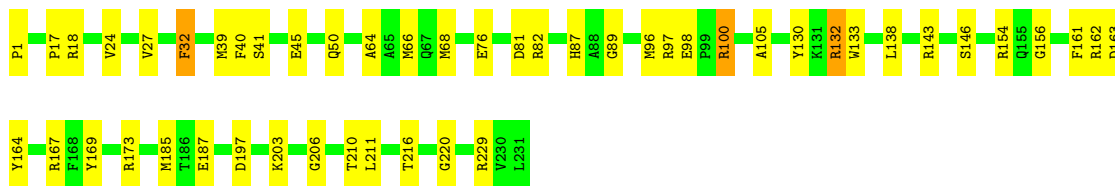
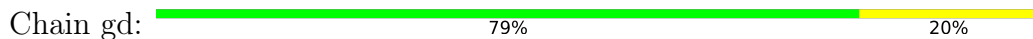




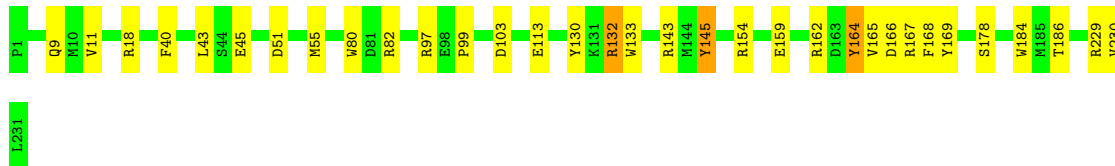
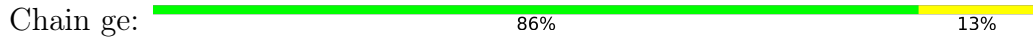
• Molecule 1: capsid protein



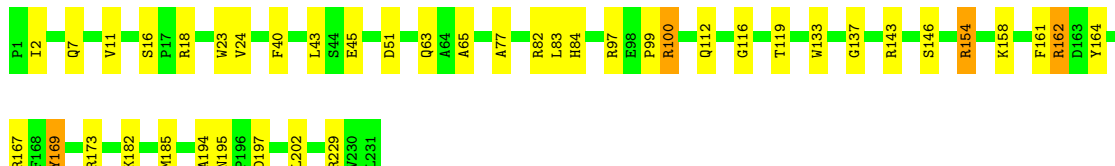
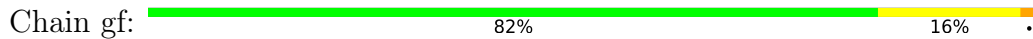
• Molecule 1: capsid protein



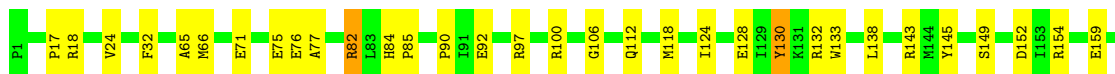
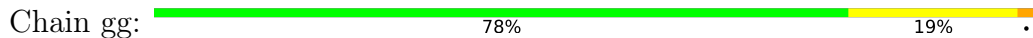
• Molecule 1: capsid protein



• Molecule 1: capsid protein

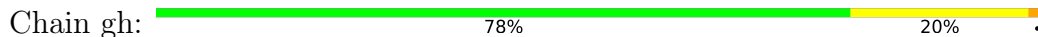


• Molecule 1: capsid protein

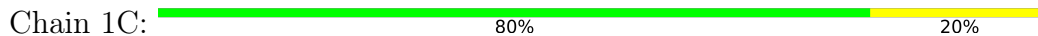




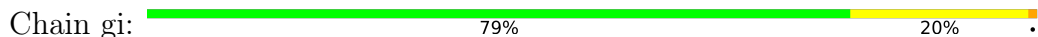
• Molecule 1: capsid protein



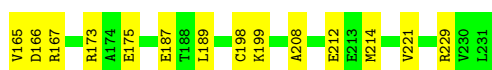
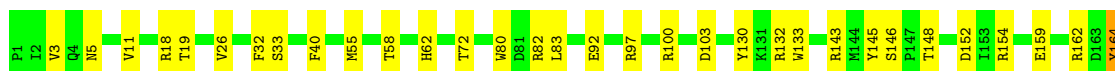
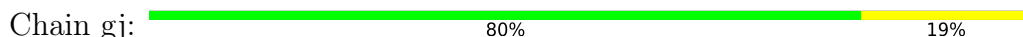
• Molecule 1: capsid protein



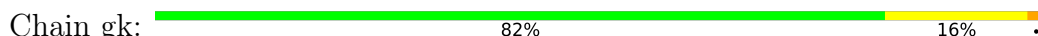
• Molecule 1: capsid protein

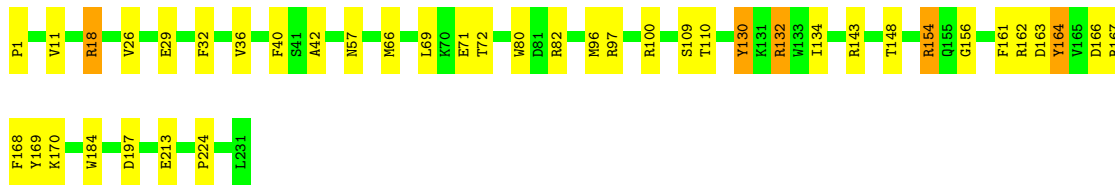


• Molecule 1: capsid protein



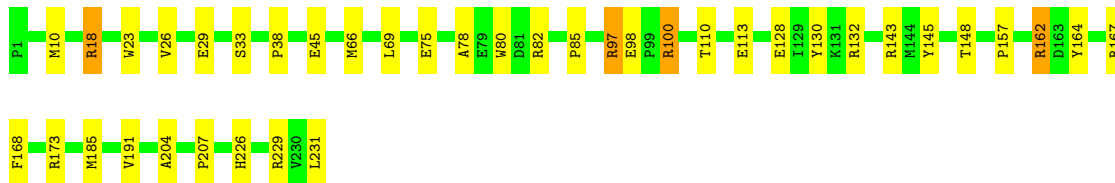
• Molecule 1: capsid protein





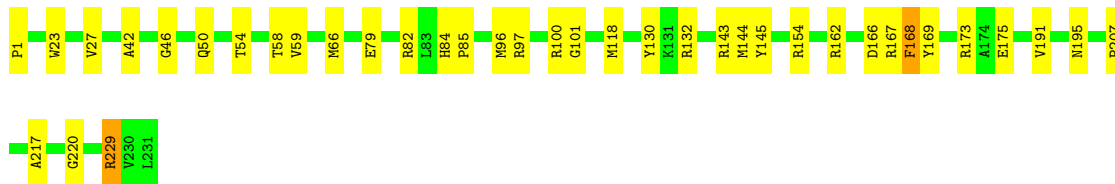
- Molecule 1: capsid protein

Chain gl: 83% 15%



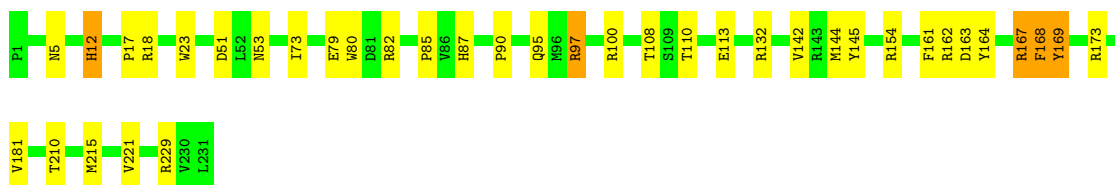
- Molecule 1: capsid protein

Chain gm: 84% 16%



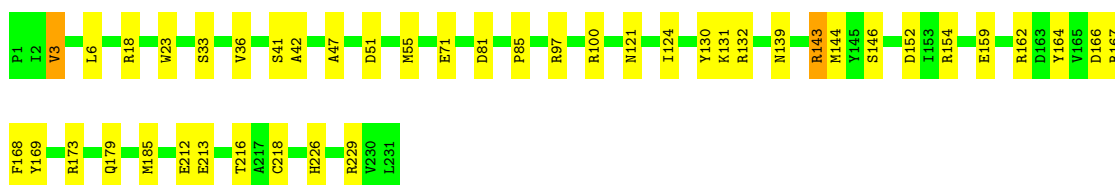
- Molecule 1: capsid protein

Chain gn: 84% 14%




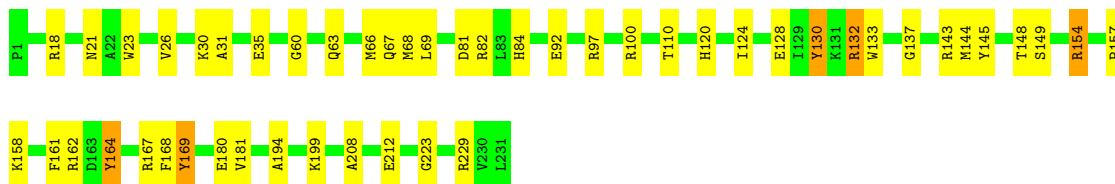
- Molecule 1: capsid protein

Chain go: 81% 18%




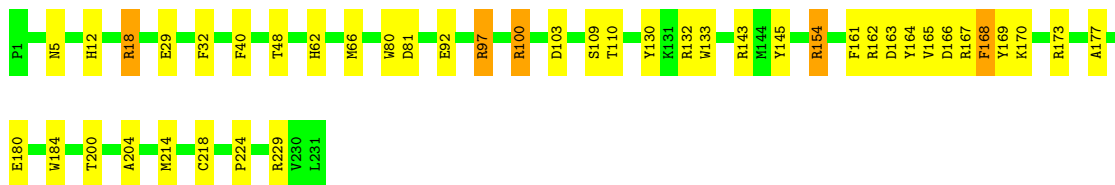
- Molecule 1: capsid protein

Chain gp:  79% 19%




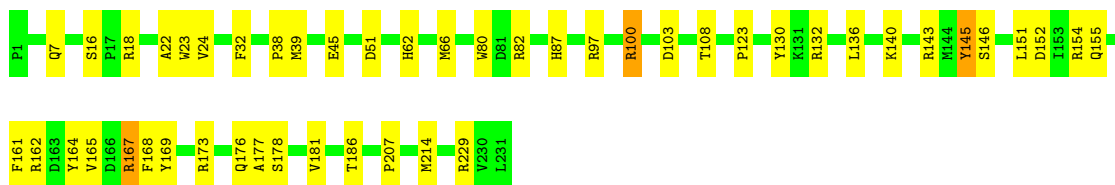
• Molecule 1: capsid protein

Chain gq:  81% 16%




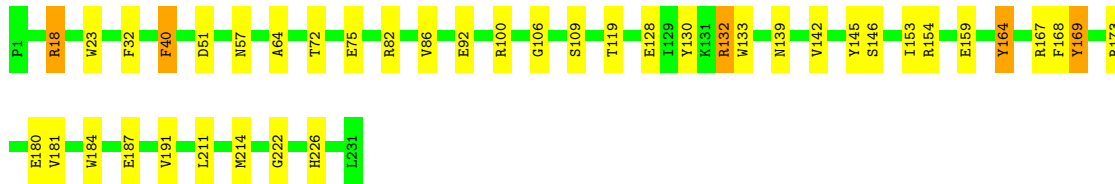
• Molecule 1: capsid protein

Chain gr:  79% 19%




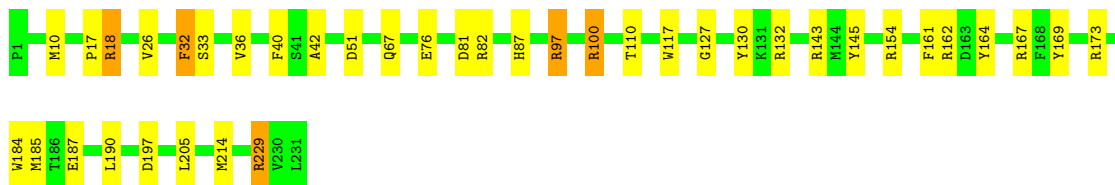
• Molecule 1: capsid protein

Chain 1D:  82% 16%

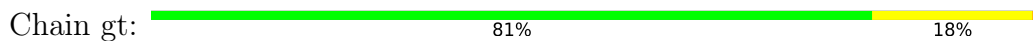


• Molecule 1: capsid protein

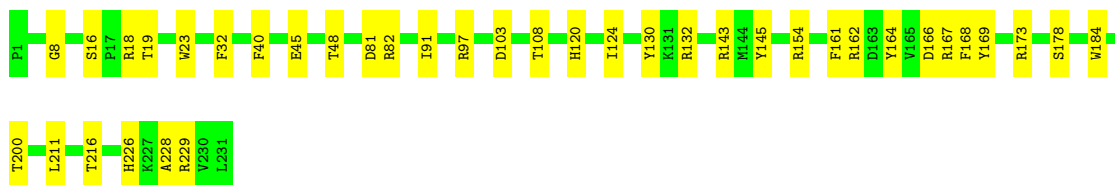
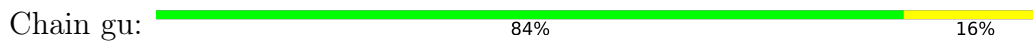
Chain gs:  83% 15%



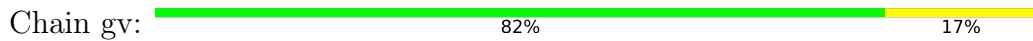
• Molecule 1: capsid protein



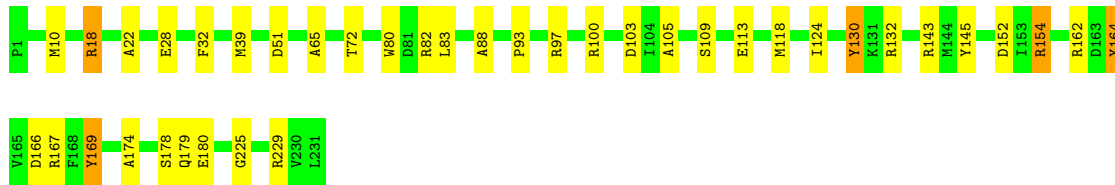
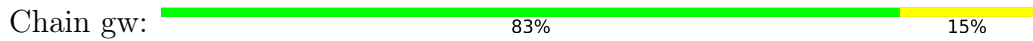
• Molecule 1: capsid protein



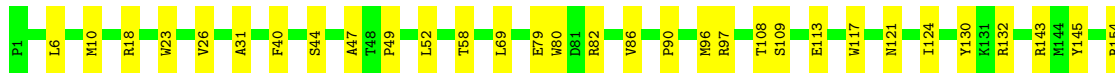
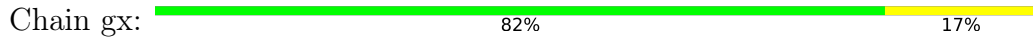
• Molecule 1: capsid protein



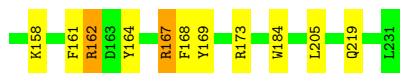
• Molecule 1: capsid protein



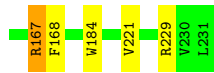
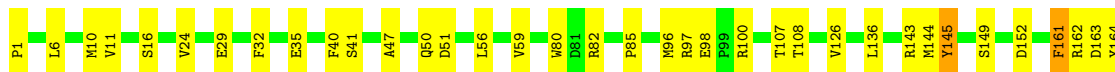
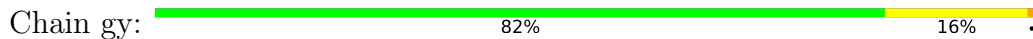
• Molecule 1: capsid protein



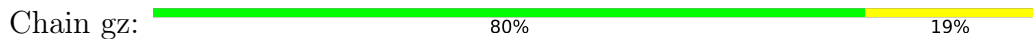




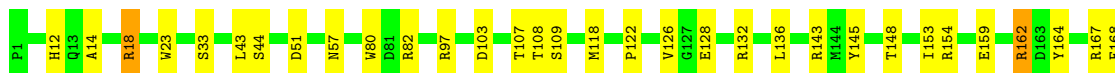
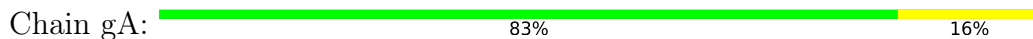
• Molecule 1: capsid protein



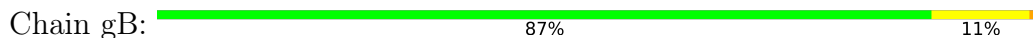
• Molecule 1: capsid protein



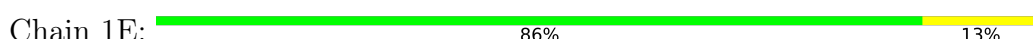
• Molecule 1: capsid protein



• Molecule 1: capsid protein

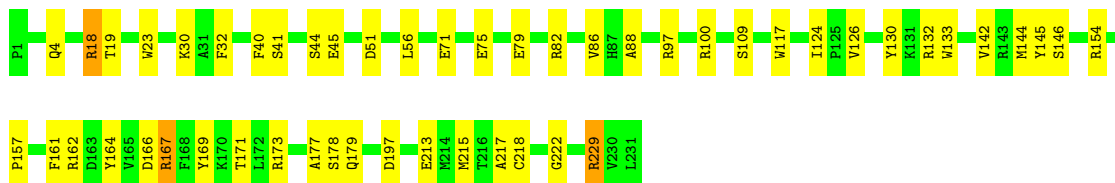
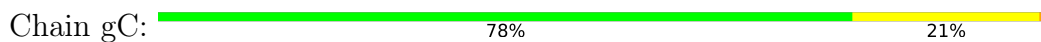


• Molecule 1: capsid protein

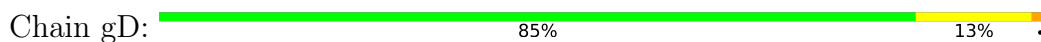


L231

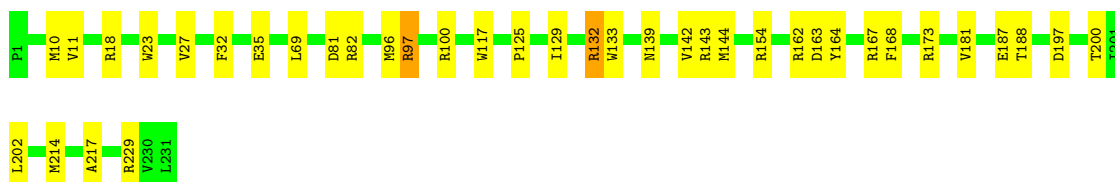
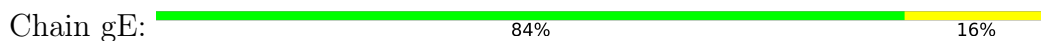
- Molecule 1: capsid protein



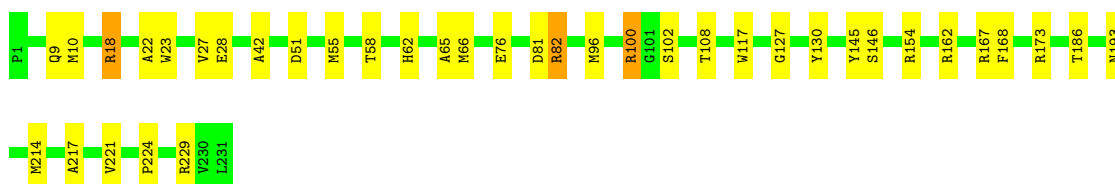
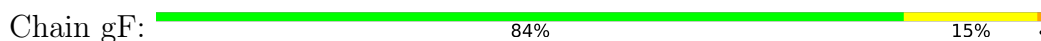
- Molecule 1: capsid protein



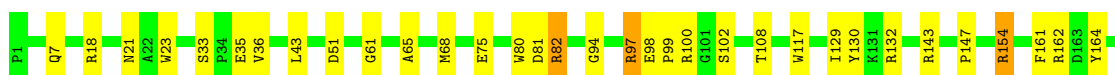
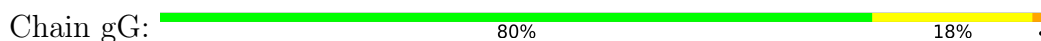
- Molecule 1: capsid protein



- Molecule 1: capsid protein

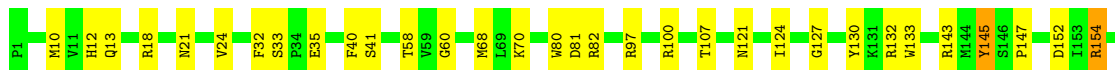
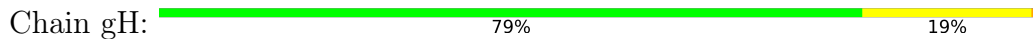


- Molecule 1: capsid protein

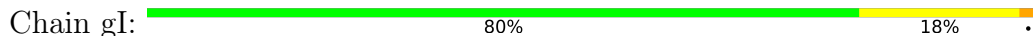




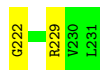
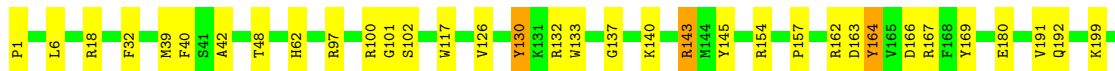
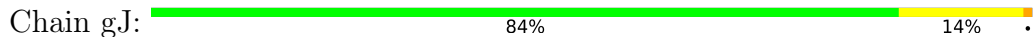
• Molecule 1: capsid protein



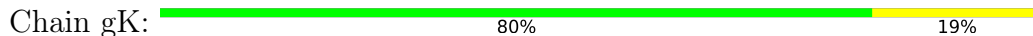
• Molecule 1: capsid protein



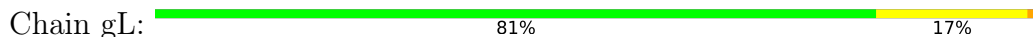
• Molecule 1: capsid protein

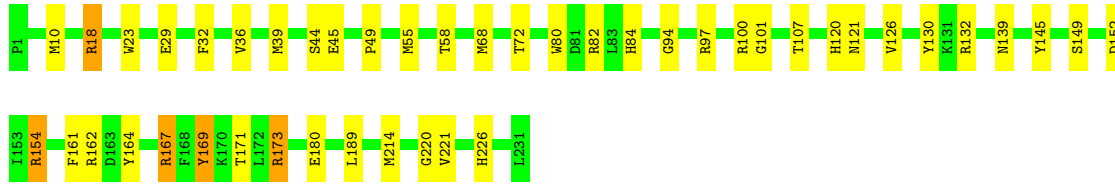


• Molecule 1: capsid protein

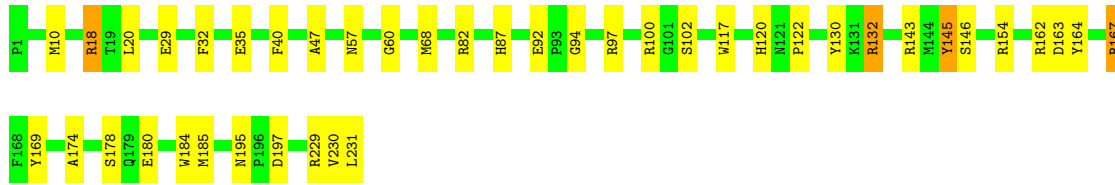
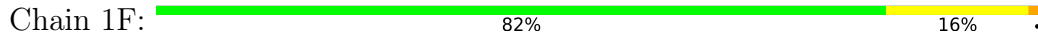


• Molecule 1: capsid protein

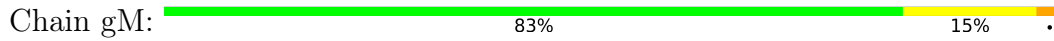




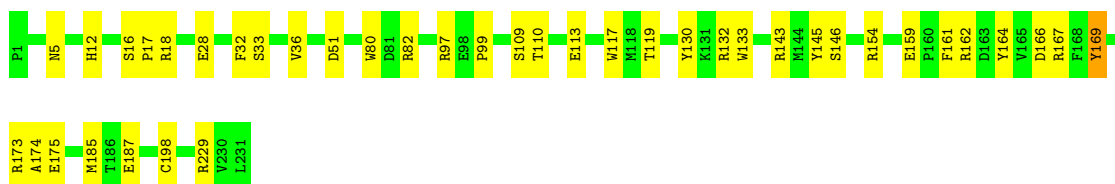
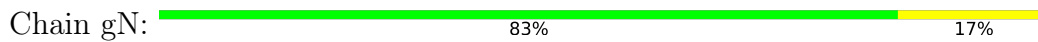
• Molecule 1: capsid protein



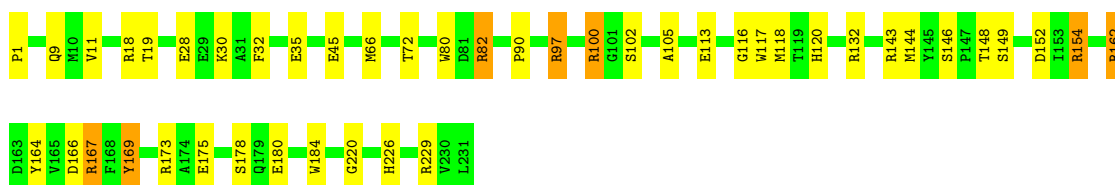
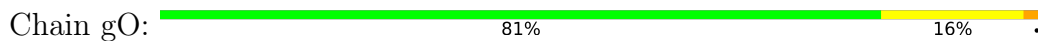
• Molecule 1: capsid protein




• Molecule 1: capsid protein

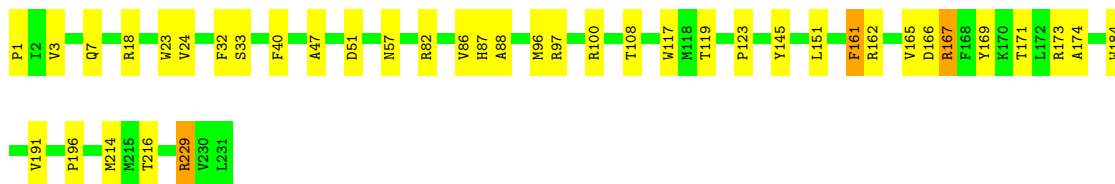


• Molecule 1: capsid protein




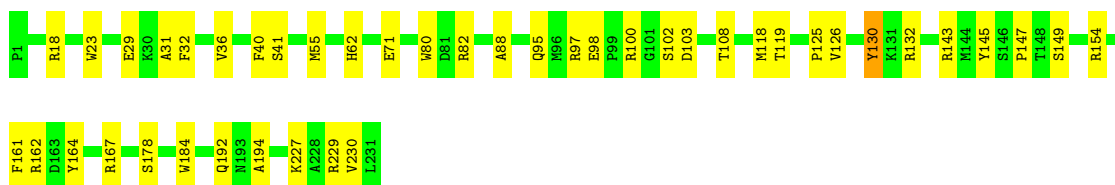
• Molecule 1: capsid protein

Chain gP:  83% 16%




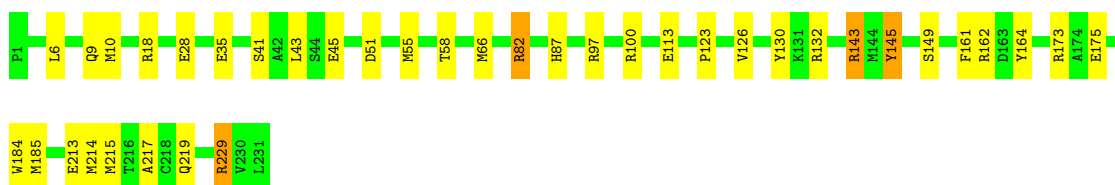
• Molecule 1: capsid protein

Chain gQ:  81% 18%




• Molecule 1: capsid protein

Chain gR:  84% 15%




• Molecule 1: capsid protein

Chain gS:  84% 14%

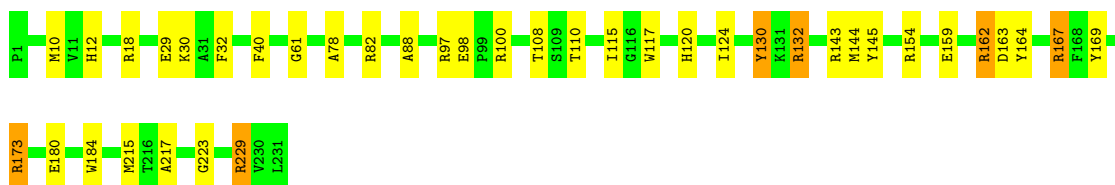
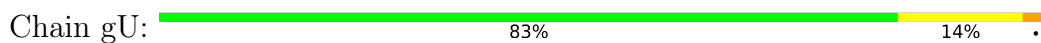


• Molecule 1: capsid protein

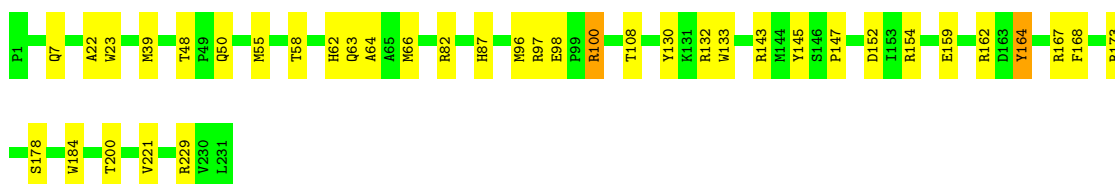
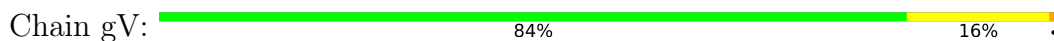
Chain gT:  78% 20%



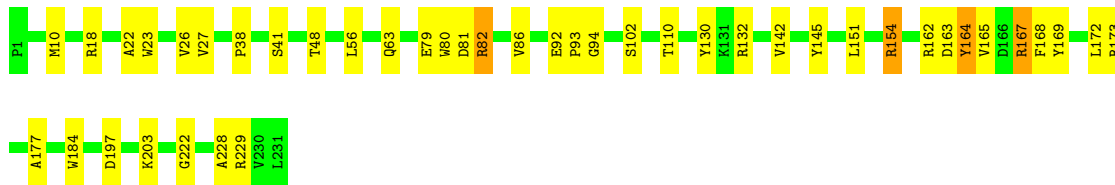
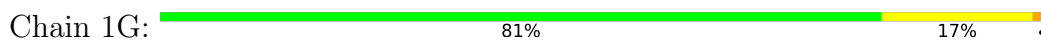
• Molecule 1: capsid protein



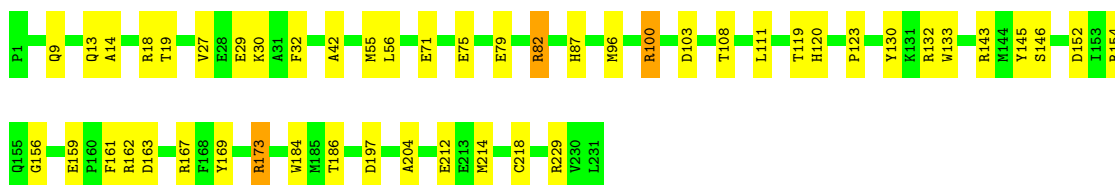
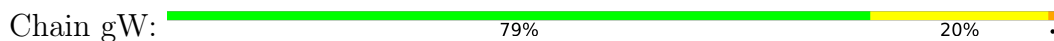
• Molecule 1: capsid protein



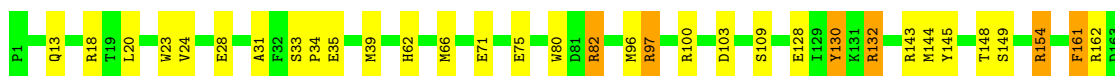
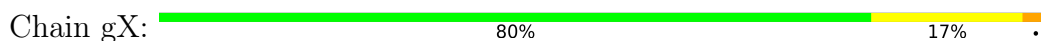
• Molecule 1: capsid protein

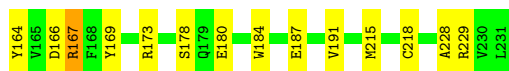


• Molecule 1: capsid protein

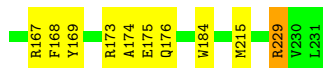
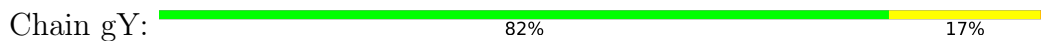


• Molecule 1: capsid protein

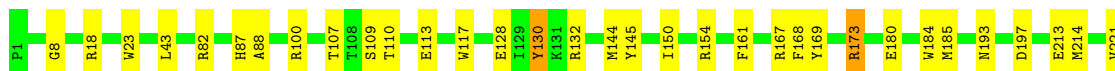
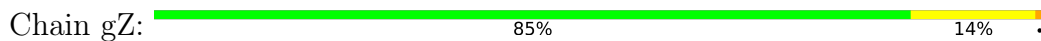





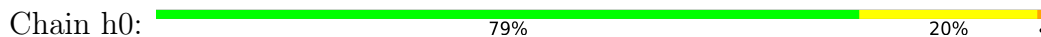
- Molecule 1: capsid protein



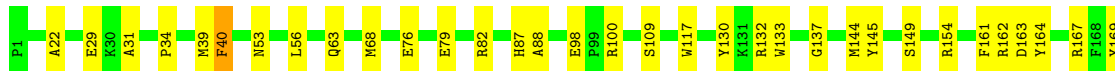
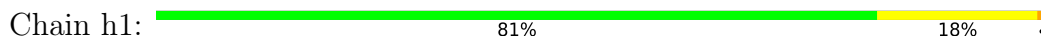
- Molecule 1: capsid protein



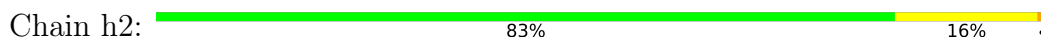
- Molecule 1: capsid protein



- Molecule 1: capsid protein

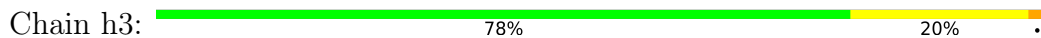


- Molecule 1: capsid protein


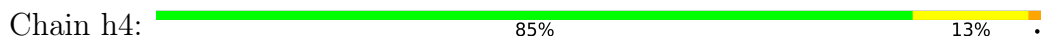




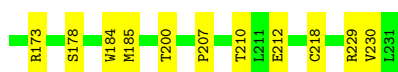
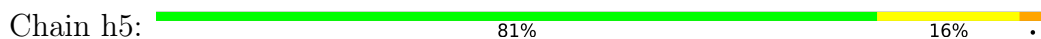
• Molecule 1: capsid protein



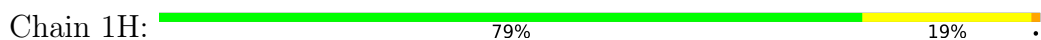
• Molecule 1: capsid protein



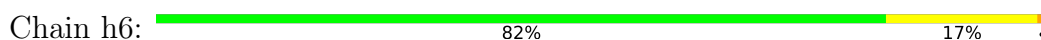
• Molecule 1: capsid protein



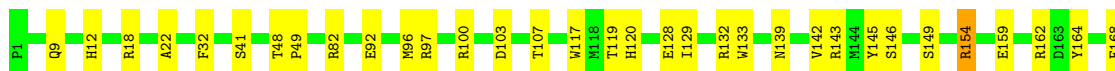
• Molecule 1: capsid protein



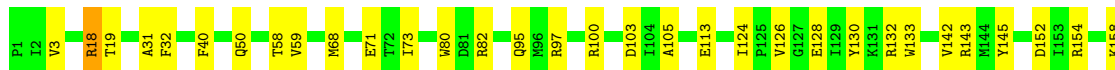
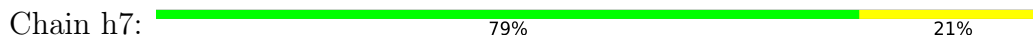
• Molecule 1: capsid protein



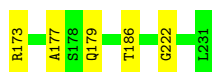
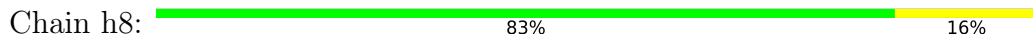




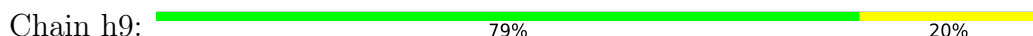
• Molecule 1: capsid protein



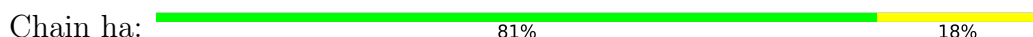
• Molecule 1: capsid protein



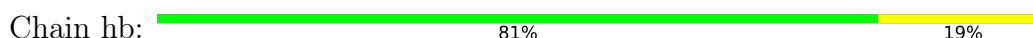
• Molecule 1: capsid protein

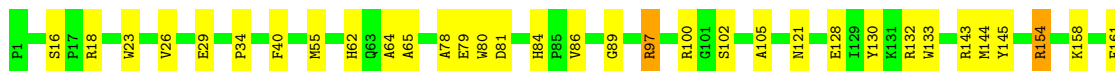


• Molecule 1: capsid protein

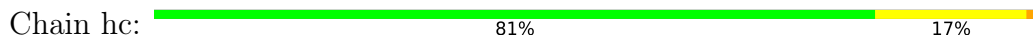


• Molecule 1: capsid protein

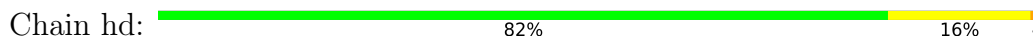




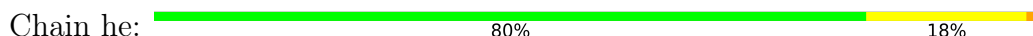
• Molecule 1: capsid protein



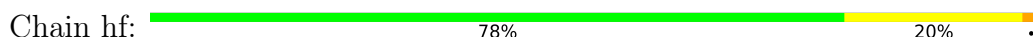
• Molecule 1: capsid protein



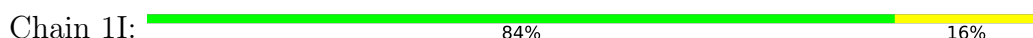
• Molecule 1: capsid protein



• Molecule 1: capsid protein

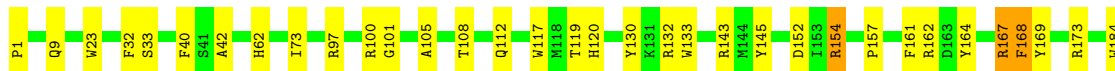
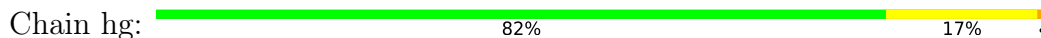


• Molecule 1: capsid protein

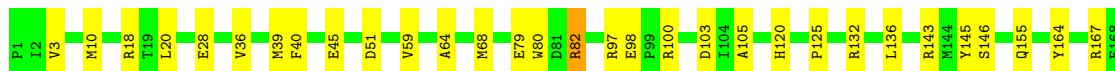
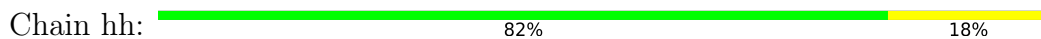




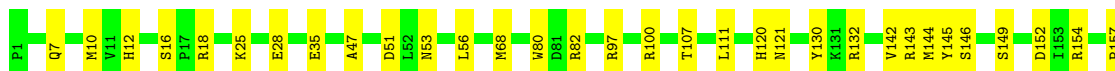
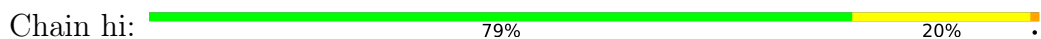
• Molecule 1: capsid protein



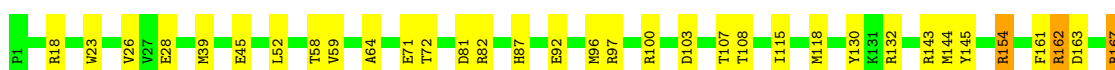
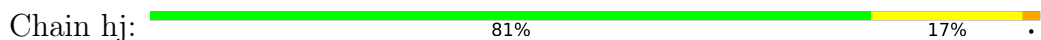
• Molecule 1: capsid protein




• Molecule 1: capsid protein

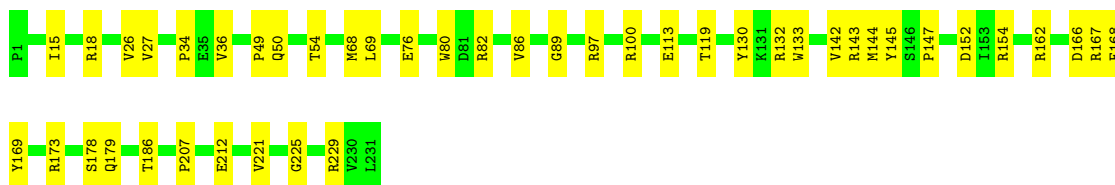


• Molecule 1: capsid protein




• Molecule 1: capsid protein

Chain hk:  81% 19%




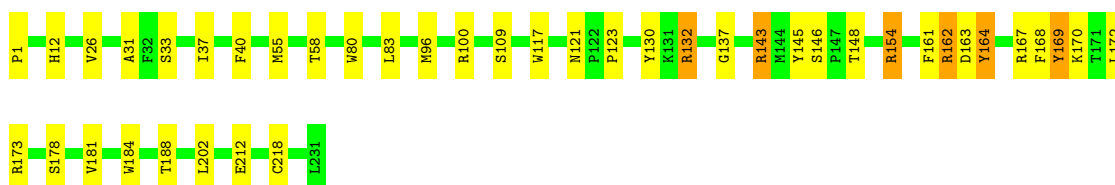
• Molecule 1: capsid protein

Chain hl:  82% 18%




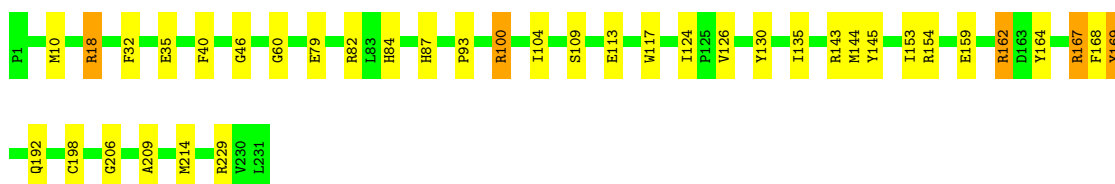
• Molecule 1: capsid protein

Chain hm:  82% 16% •




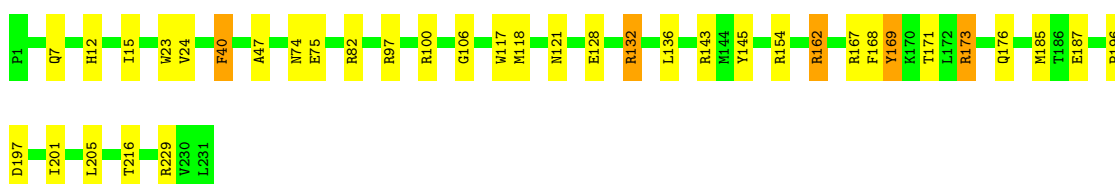
• Molecule 1: capsid protein

Chain hn:  84% 14% •




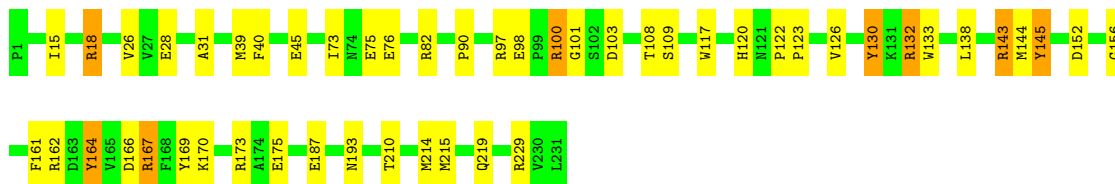
• Molecule 1: capsid protein

Chain ho:  84% 14% •




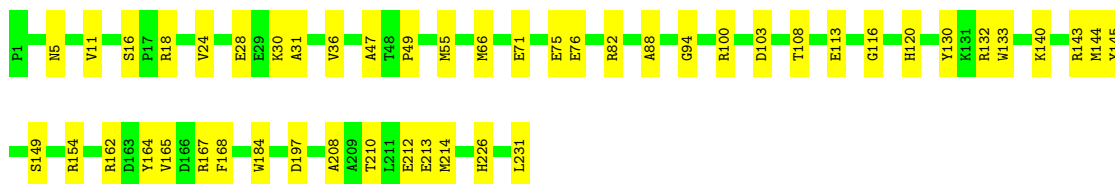
• Molecule 1: capsid protein

Chain hp:  78% 18%




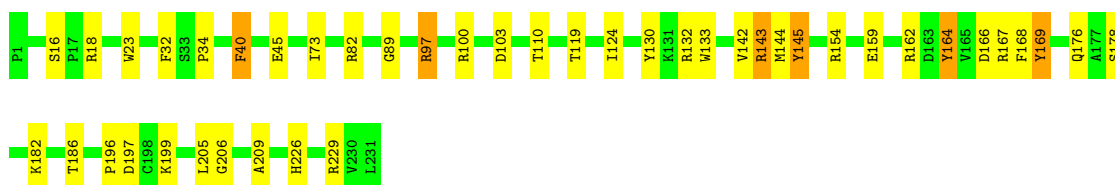
- Molecule 1: capsid protein

Chain 1J:  79% 21%




- Molecule 1: capsid protein

Chain hq:  81% 16%




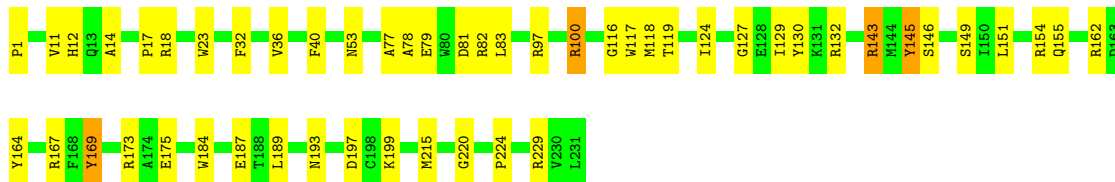
- Molecule 1: capsid protein

Chain hr:  80% 19%

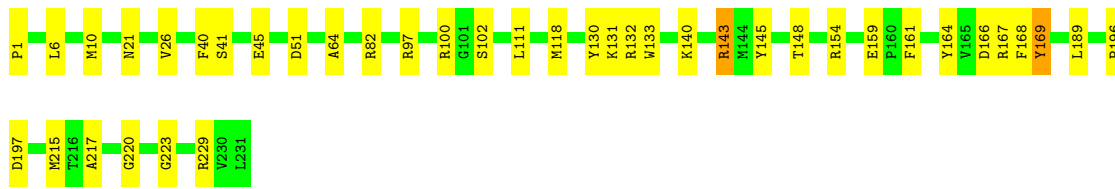
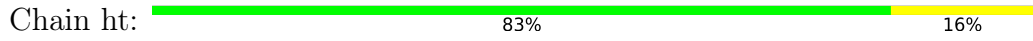


- Molecule 1: capsid protein

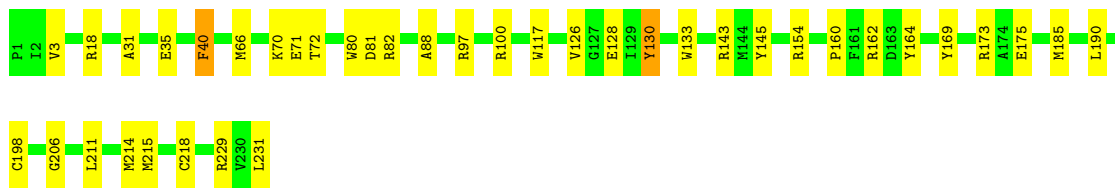
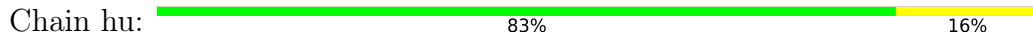
Chain hs:  78% 20%



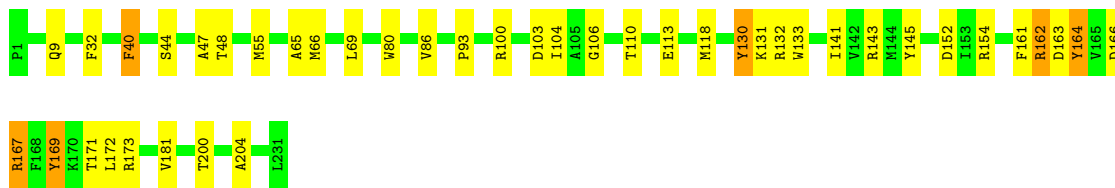
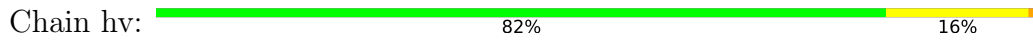
- Molecule 1: capsid protein



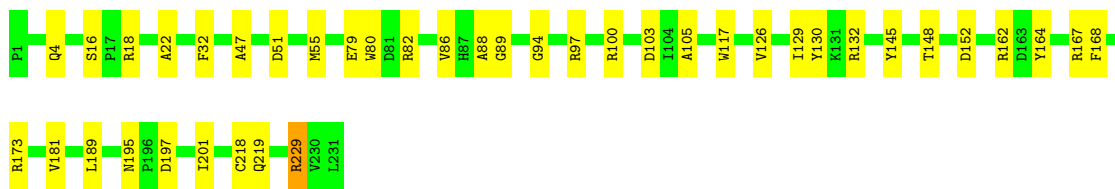
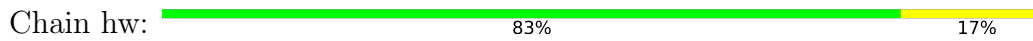
• Molecule 1: capsid protein



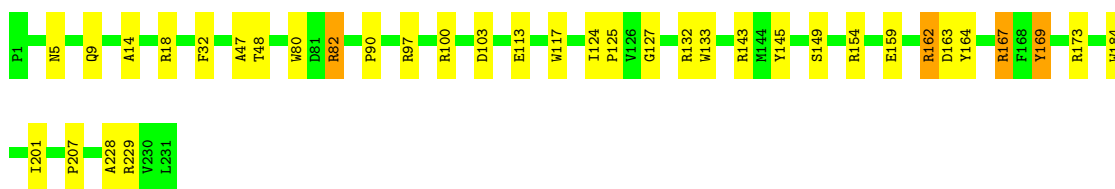
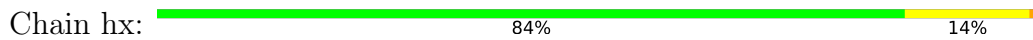
• Molecule 1: capsid protein



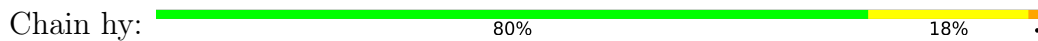
• Molecule 1: capsid protein



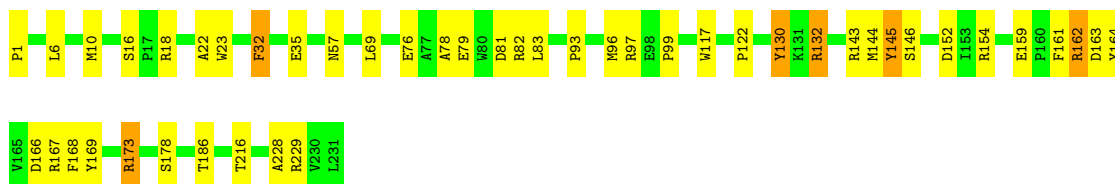
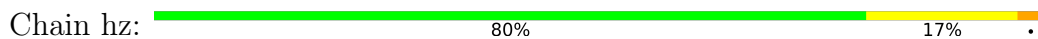
• Molecule 1: capsid protein



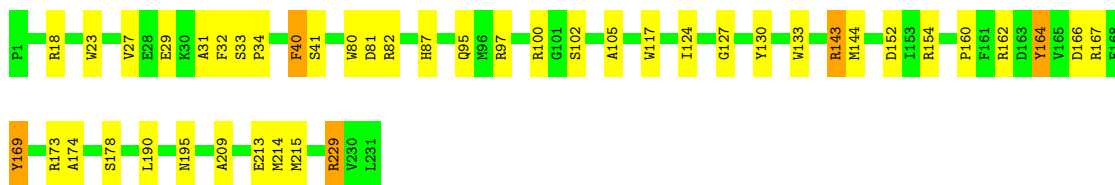
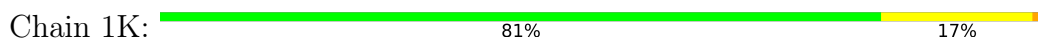
• Molecule 1: capsid protein



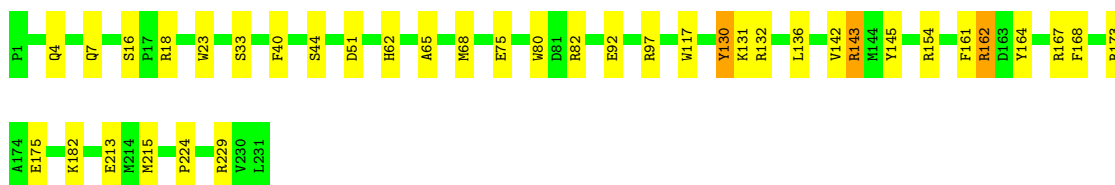
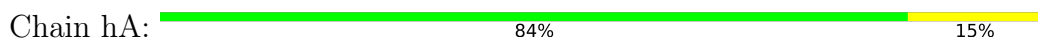
● Molecule 1: capsid protein



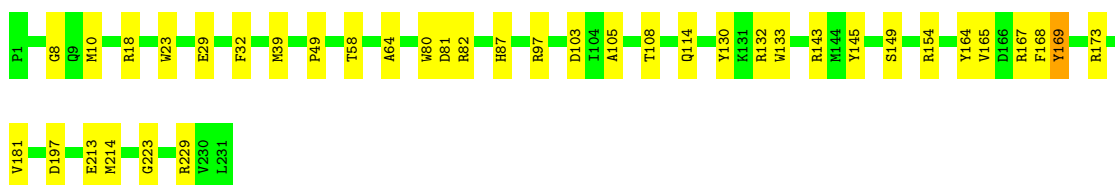
● Molecule 1: capsid protein




● Molecule 1: capsid protein

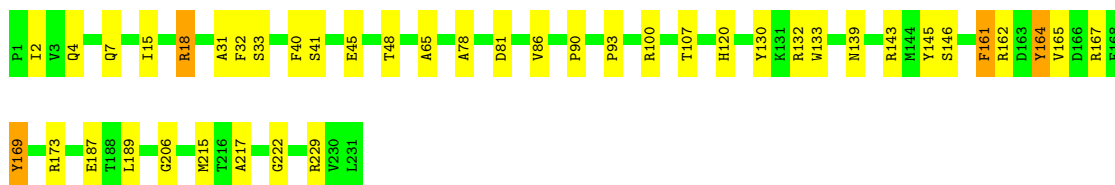


● Molecule 1: capsid protein




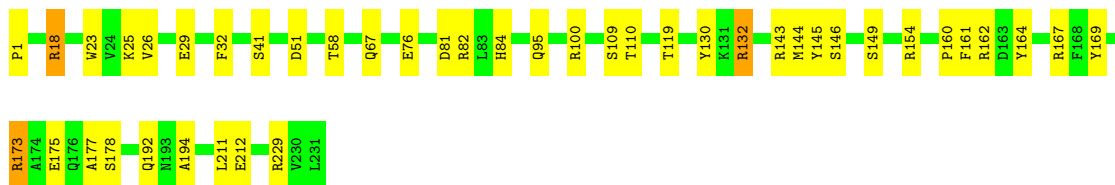
● Molecule 1: capsid protein

Chain hC:  82% 16%




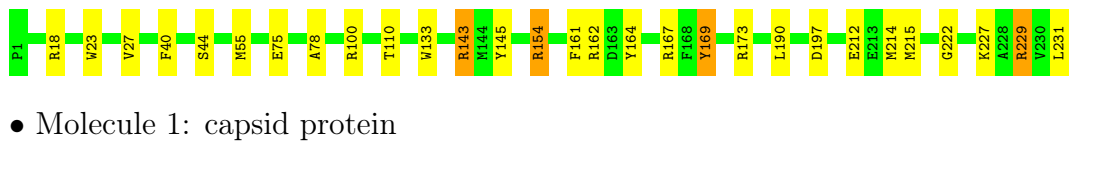
• Molecule 1: capsid protein

Chain hD:  81% 17%



• Molecule 1: capsid protein

Chain hE:  87% 11%



• Molecule 1: capsid protein

Chain hF:  82% 16%



• Molecule 1: capsid protein

Chain hG:  83% 16%



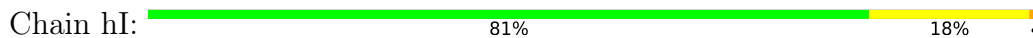
• Molecule 1: capsid protein

Chain hH:  84% 15%

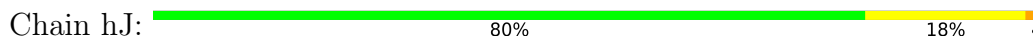




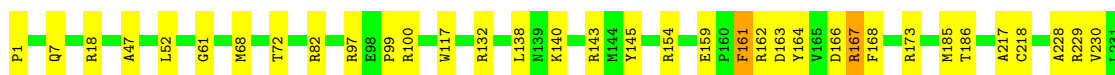
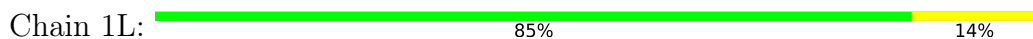
• Molecule 1: capsid protein



• Molecule 1: capsid protein



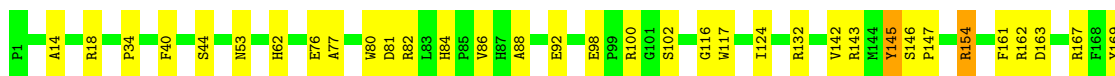
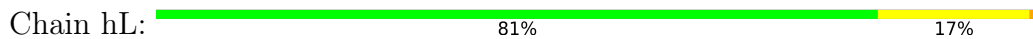
• Molecule 1: capsid protein



• Molecule 1: capsid protein

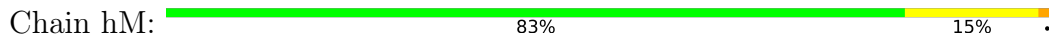


• Molecule 1: capsid protein

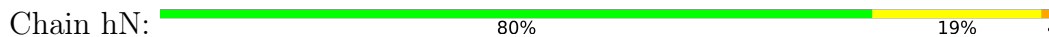




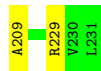
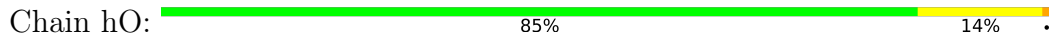
• Molecule 1: capsid protein



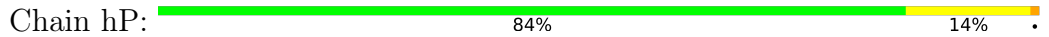
• Molecule 1: capsid protein



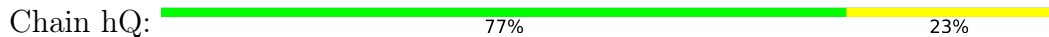
• Molecule 1: capsid protein



• Molecule 1: capsid protein

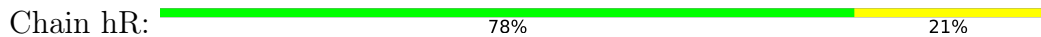


• Molecule 1: capsid protein

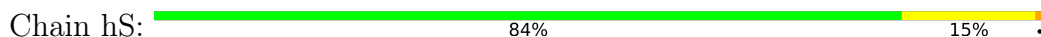




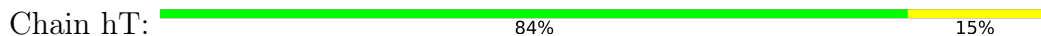
• Molecule 1: capsid protein



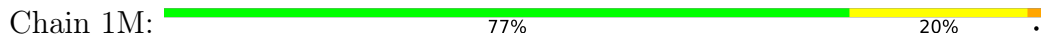
• Molecule 1: capsid protein



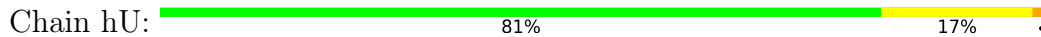
• Molecule 1: capsid protein



• Molecule 1: capsid protein

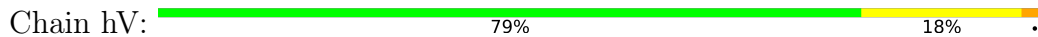


• Molecule 1: capsid protein

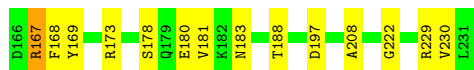
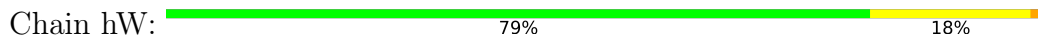




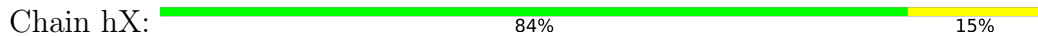
• Molecule 1: capsid protein




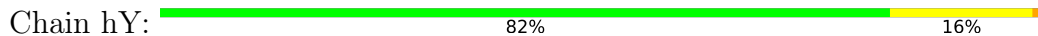
• Molecule 1: capsid protein



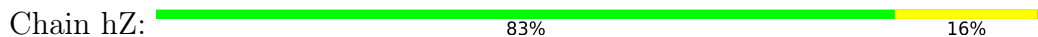
• Molecule 1: capsid protein



• Molecule 1: capsid protein

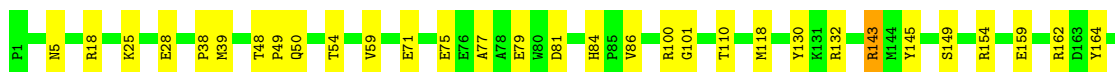
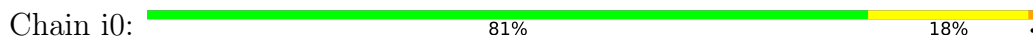


• Molecule 1: capsid protein

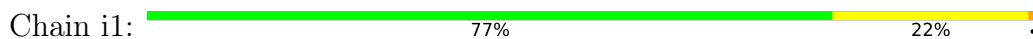




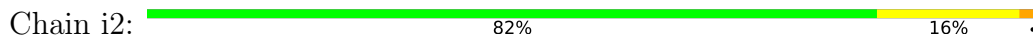
• Molecule 1: capsid protein



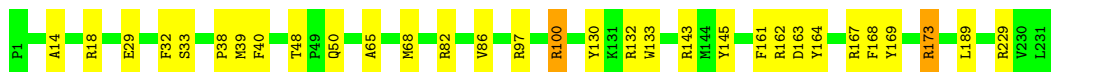
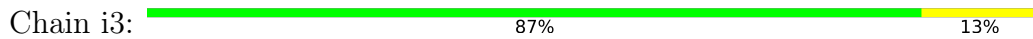
• Molecule 1: capsid protein



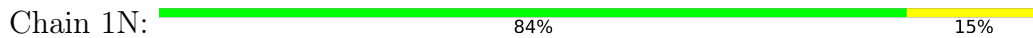
• Molecule 1: capsid protein




• Molecule 1: capsid protein

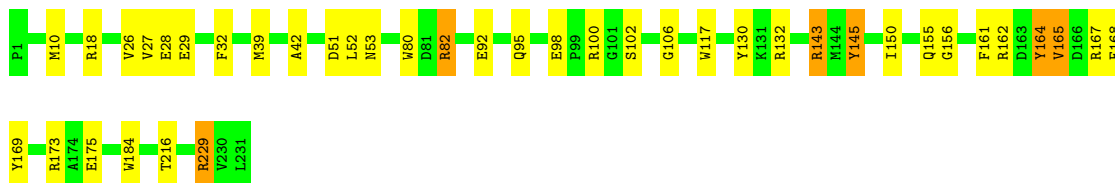


• Molecule 1: capsid protein




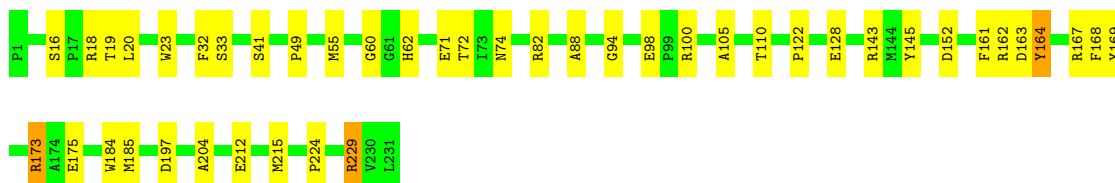
• Molecule 1: capsid protein

Chain i4:  83% 15%




• Molecule 1: capsid protein

Chain i5:  81% 18%




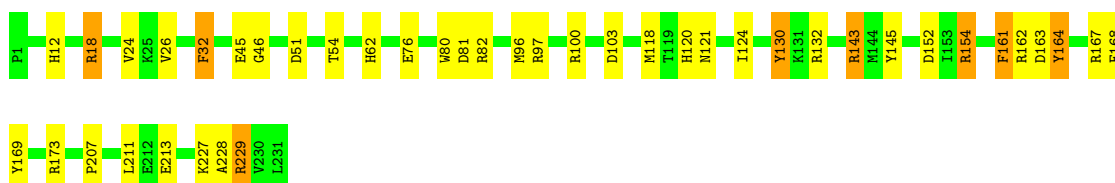
• Molecule 1: capsid protein

Chain i6:  82% 17%




• Molecule 1: capsid protein

Chain i7:  82% 15%

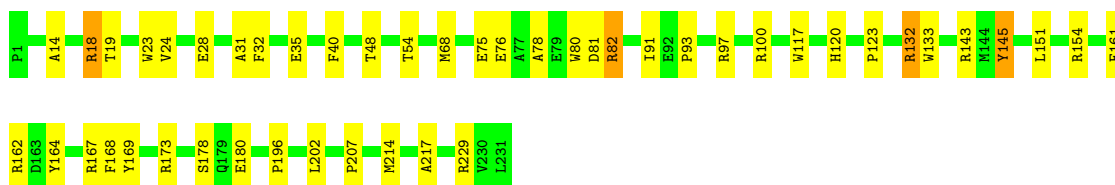
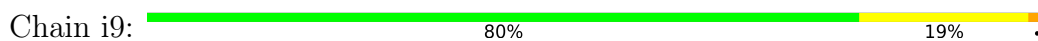


• Molecule 1: capsid protein

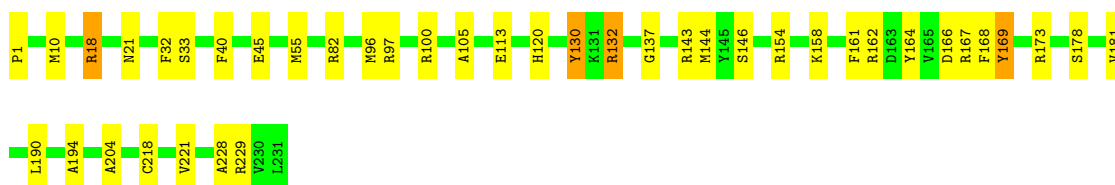
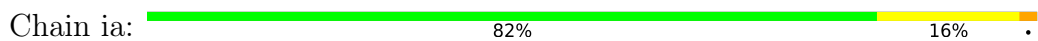
Chain i8:  83% 16%



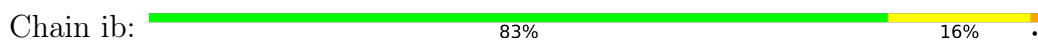
• Molecule 1: capsid protein



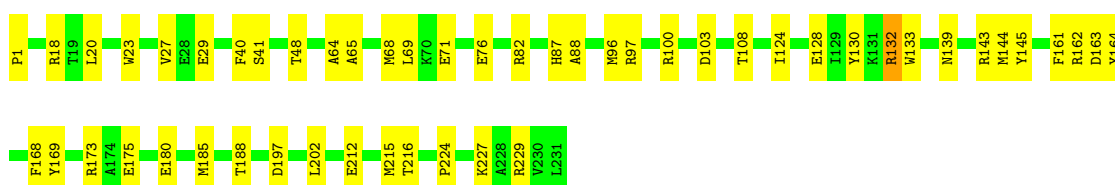
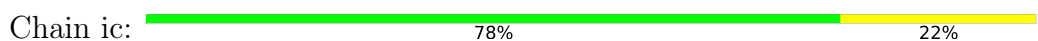
• Molecule 1: capsid protein



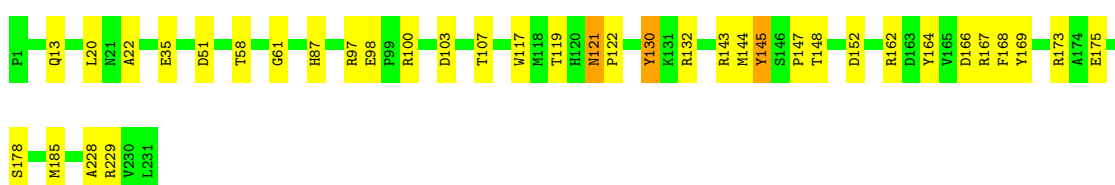
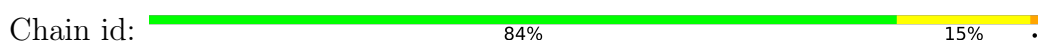
• Molecule 1: capsid protein



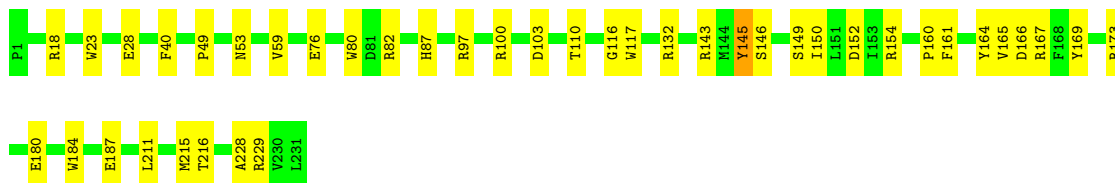
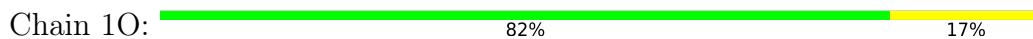
• Molecule 1: capsid protein



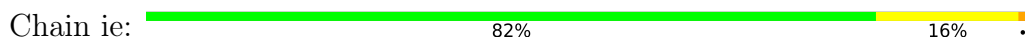
• Molecule 1: capsid protein



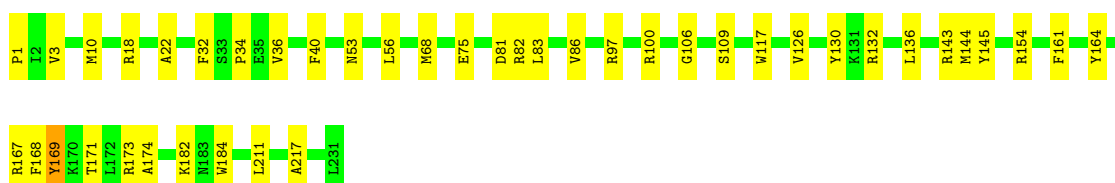
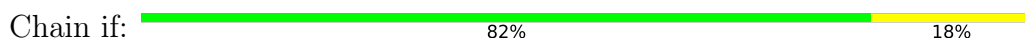
• Molecule 1: capsid protein



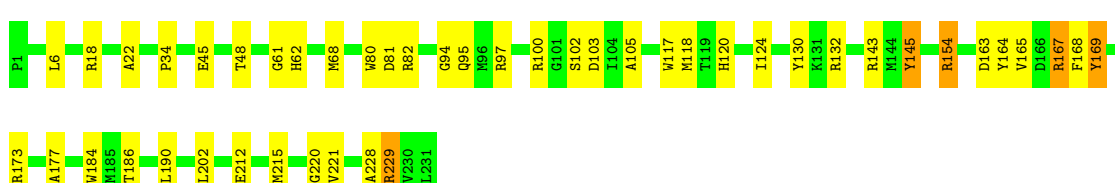
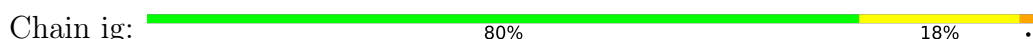
• Molecule 1: capsid protein



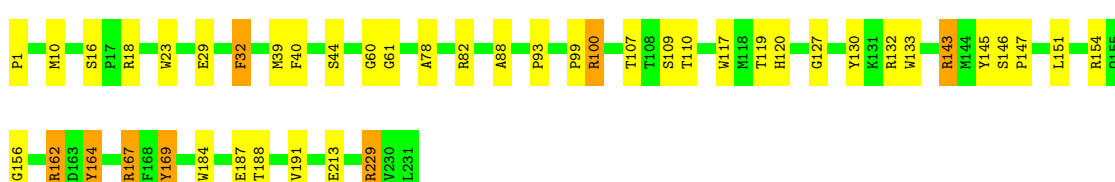
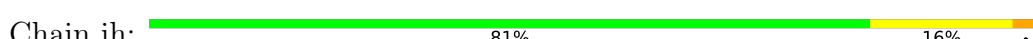
• Molecule 1: capsid protein



• Molecule 1: capsid protein

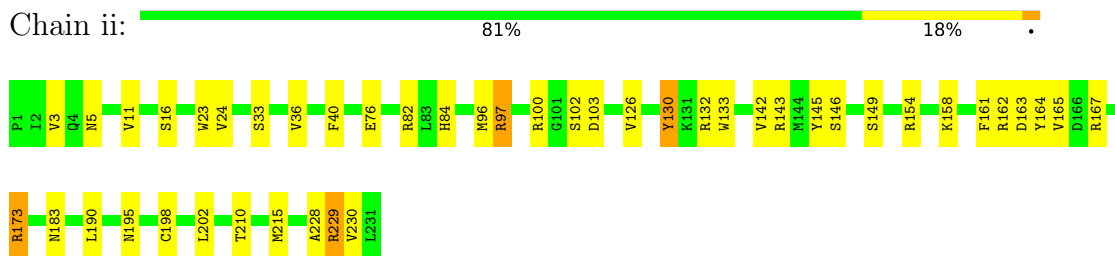


• Molecule 1: capsid protein

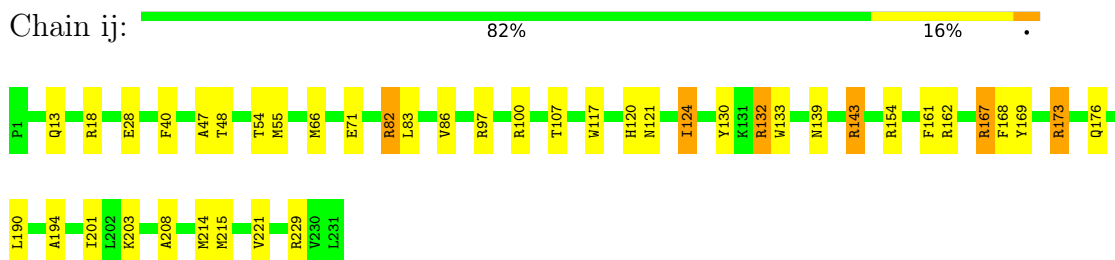




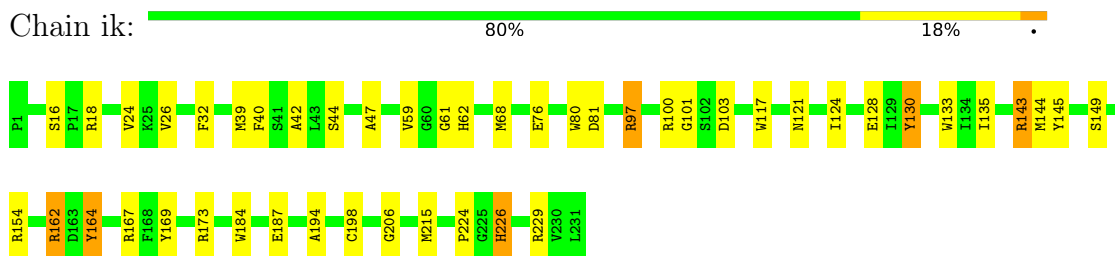
• Molecule 1: capsid protein



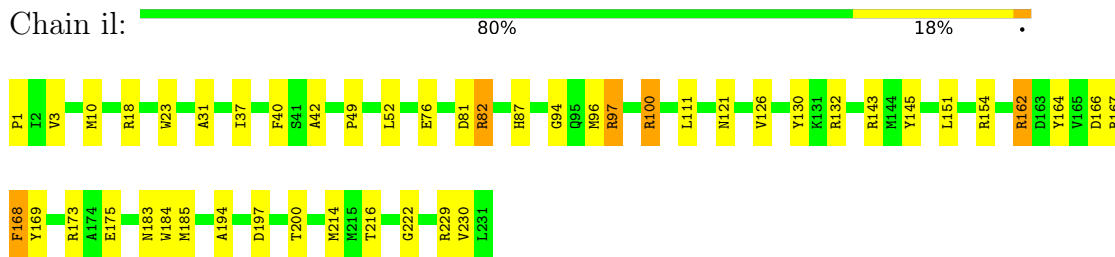
• Molecule 1: capsid protein



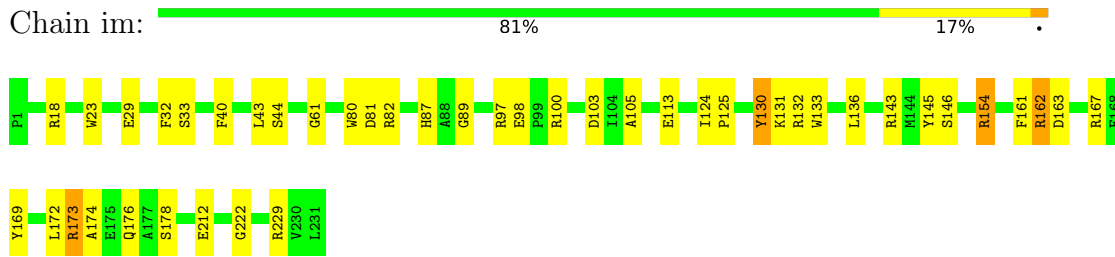
• Molecule 1: capsid protein



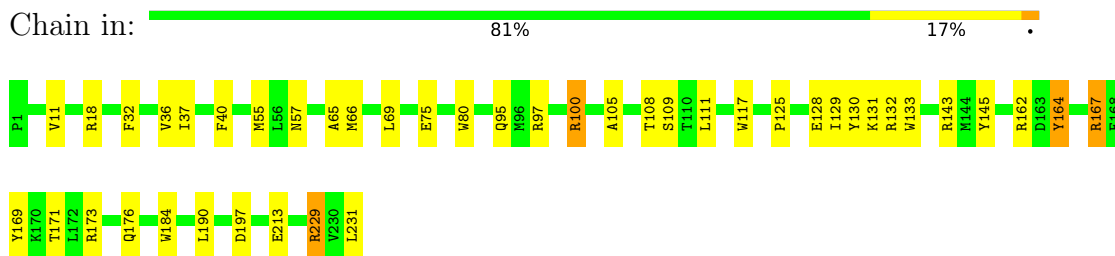
• Molecule 1: capsid protein



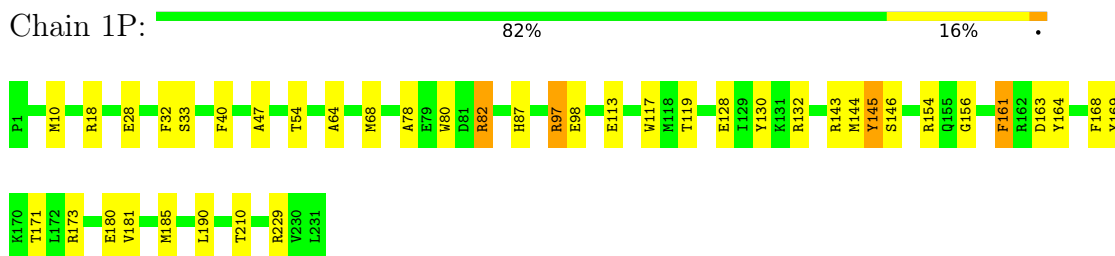
• Molecule 1: capsid protein



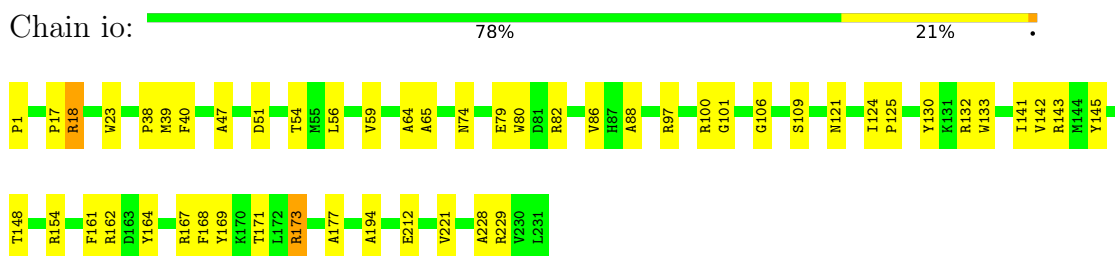
• Molecule 1: capsid protein



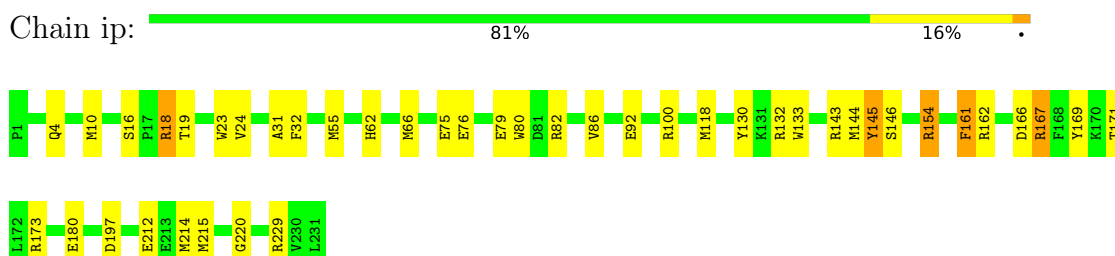
• Molecule 1: capsid protein



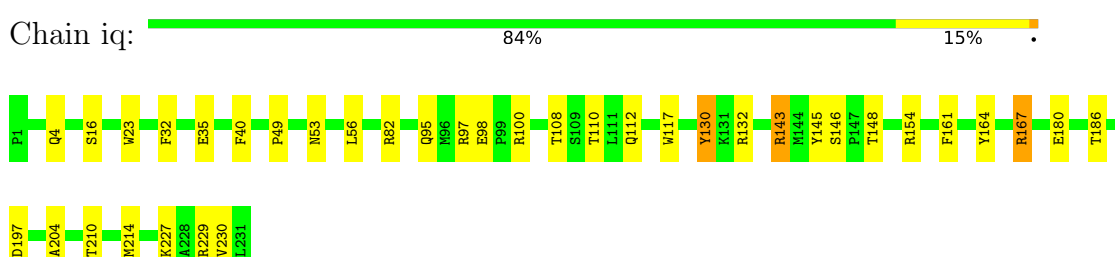
• Molecule 1: capsid protein



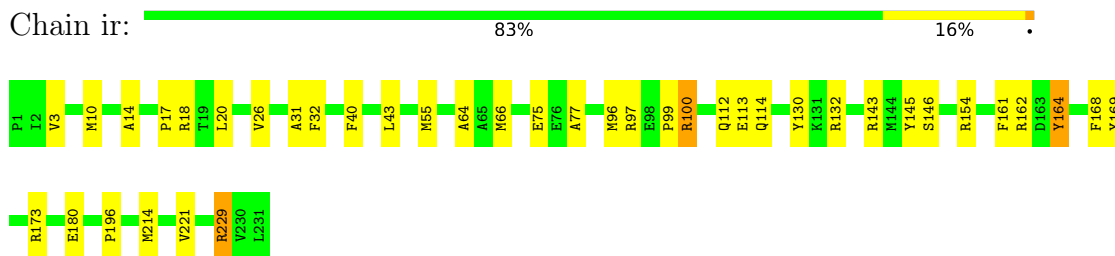
• Molecule 1: capsid protein



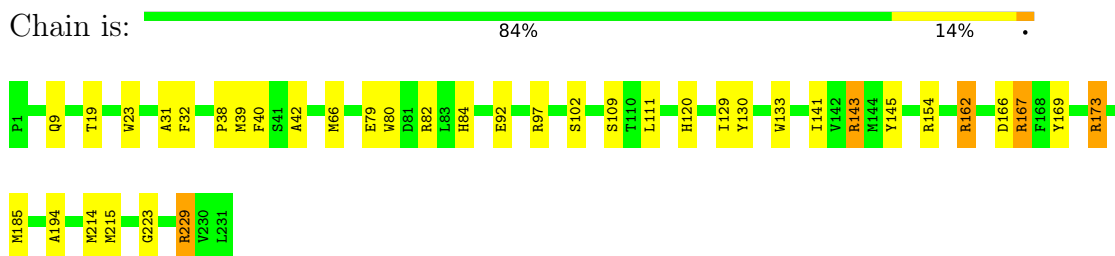
• Molecule 1: capsid protein



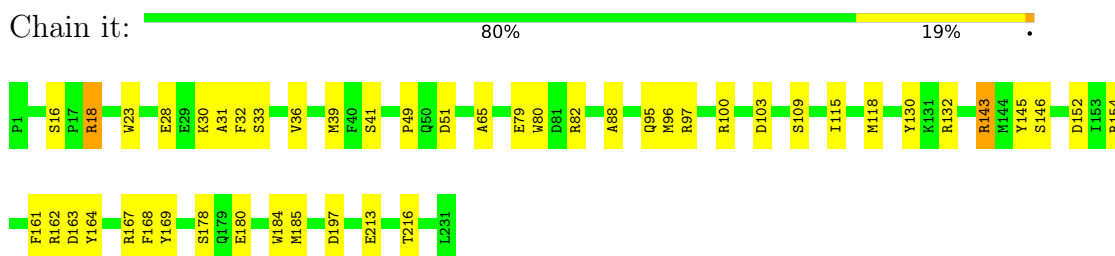
• Molecule 1: capsid protein



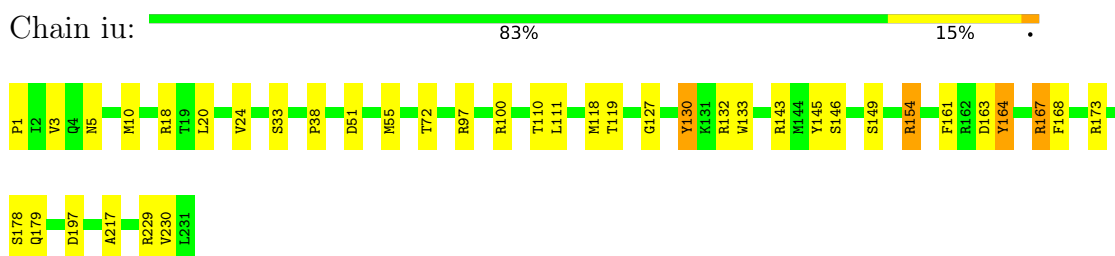
• Molecule 1: capsid protein



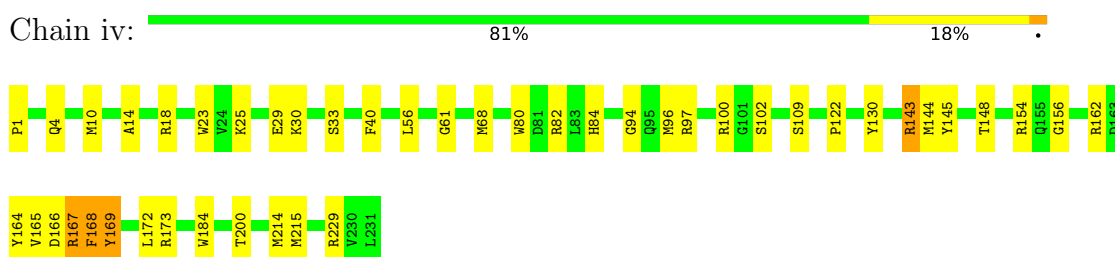
• Molecule 1: capsid protein



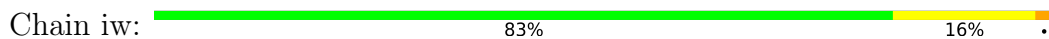
• Molecule 1: capsid protein



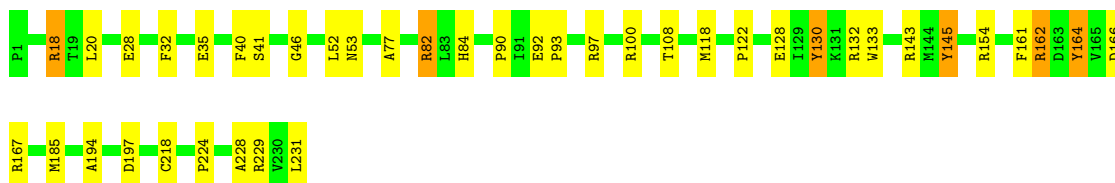
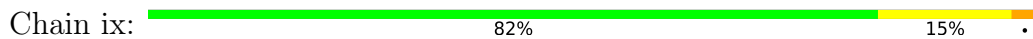
• Molecule 1: capsid protein



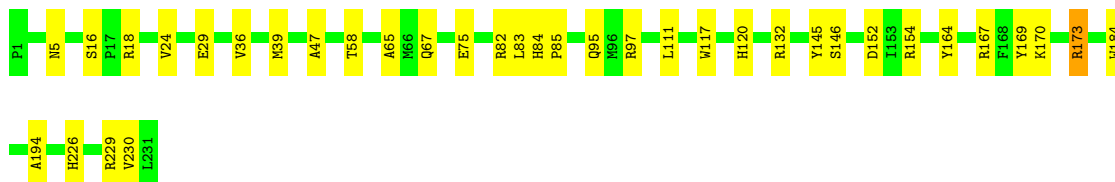
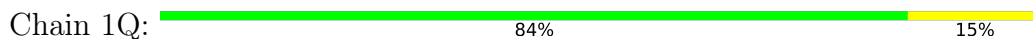
• Molecule 1: capsid protein



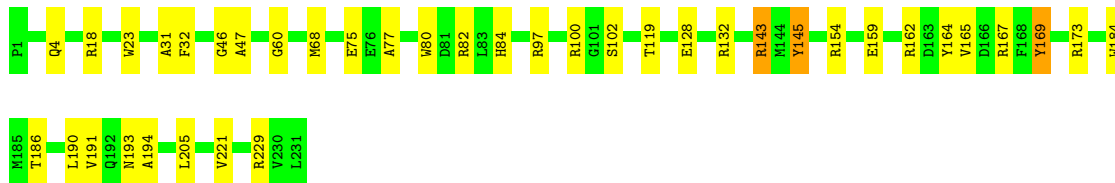
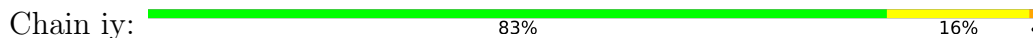
• Molecule 1: capsid protein



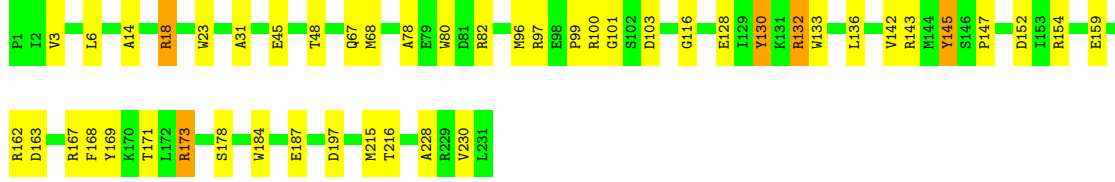
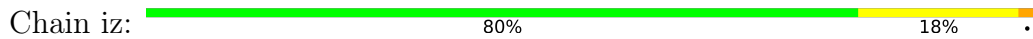
• Molecule 1: capsid protein



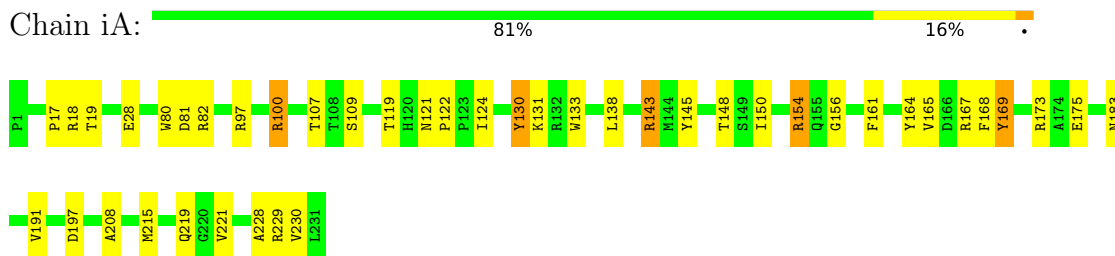
• Molecule 1: capsid protein



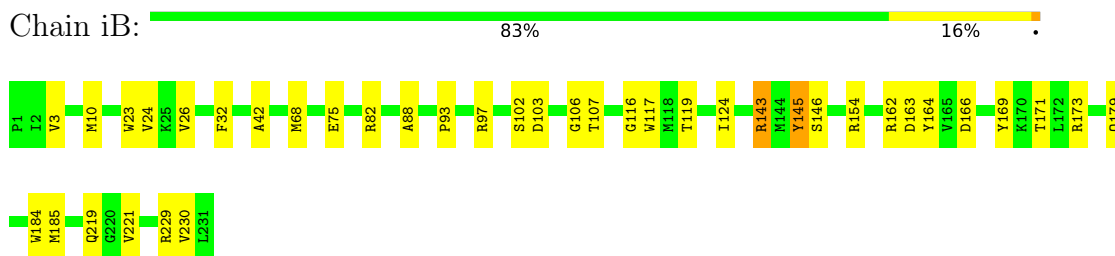
• Molecule 1: capsid protein



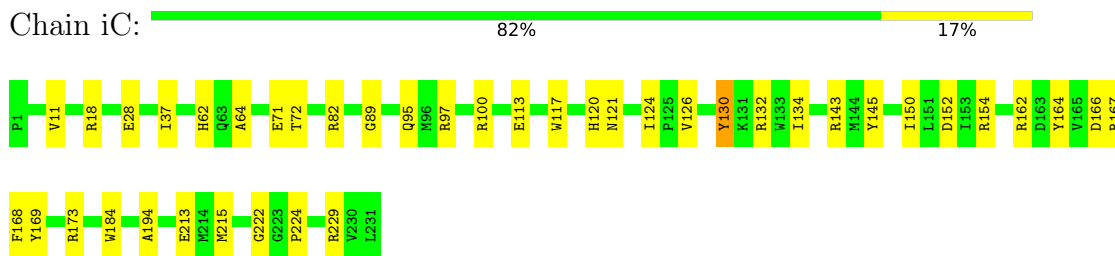
• Molecule 1: capsid protein



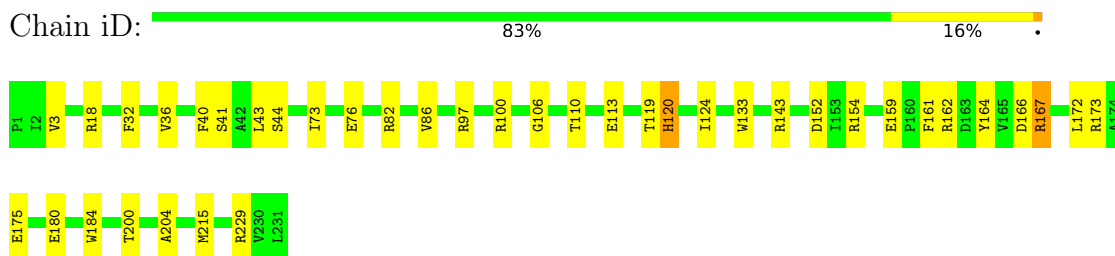
• Molecule 1: capsid protein



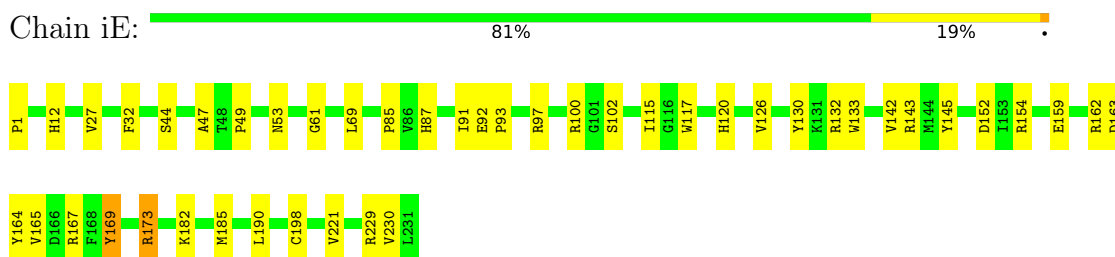
• Molecule 1: capsid protein



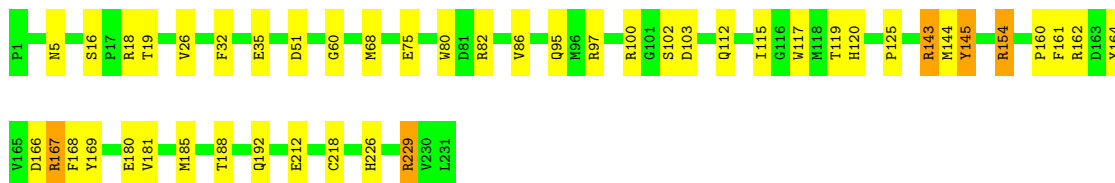
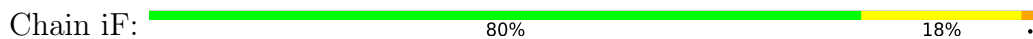
• Molecule 1: capsid protein



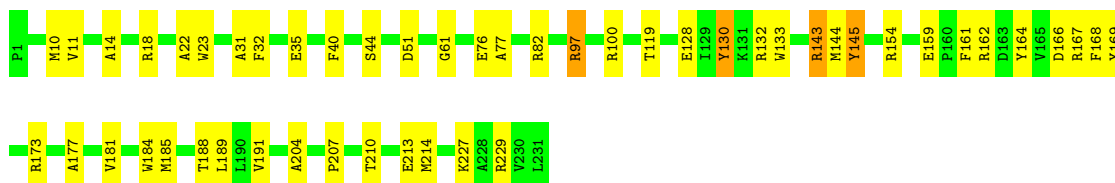
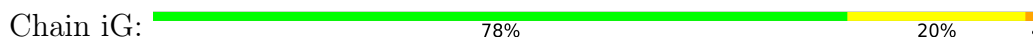
• Molecule 1: capsid protein



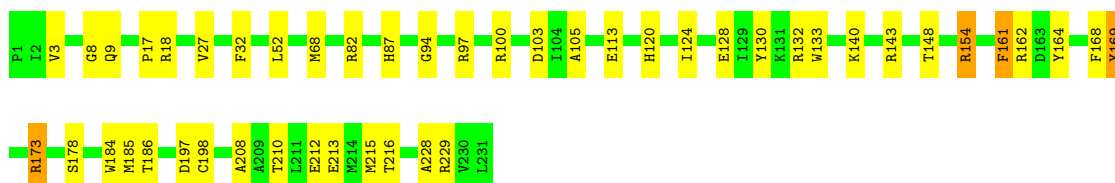
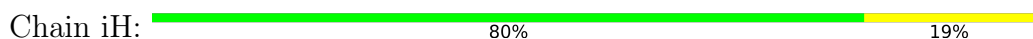
• Molecule 1: capsid protein



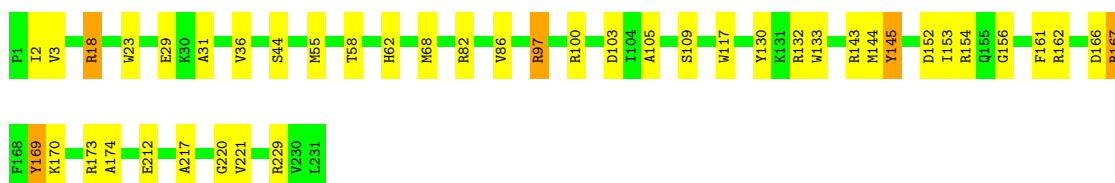
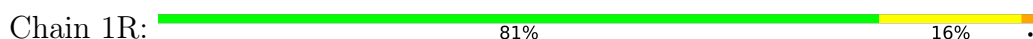
• Molecule 1: capsid protein



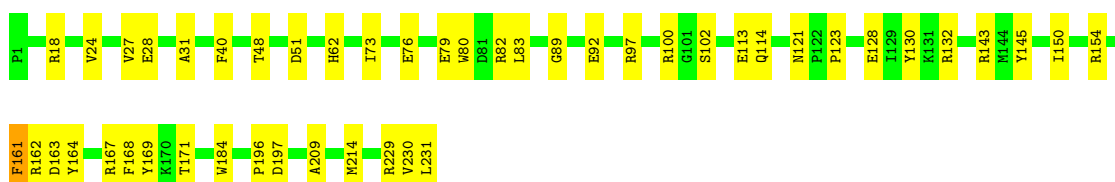
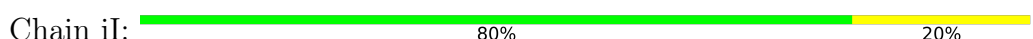
• Molecule 1: capsid protein



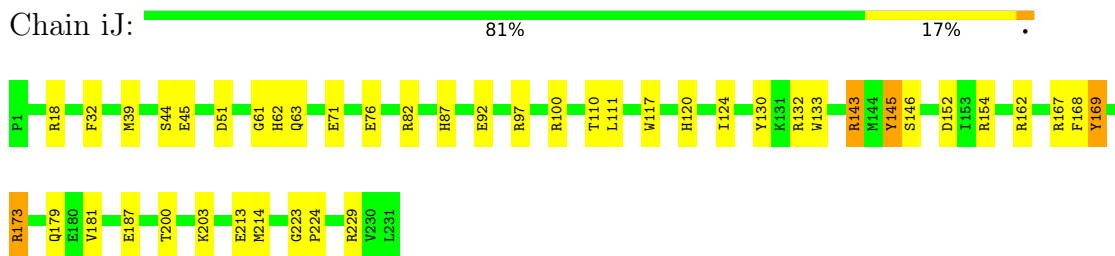
• Molecule 1: capsid protein



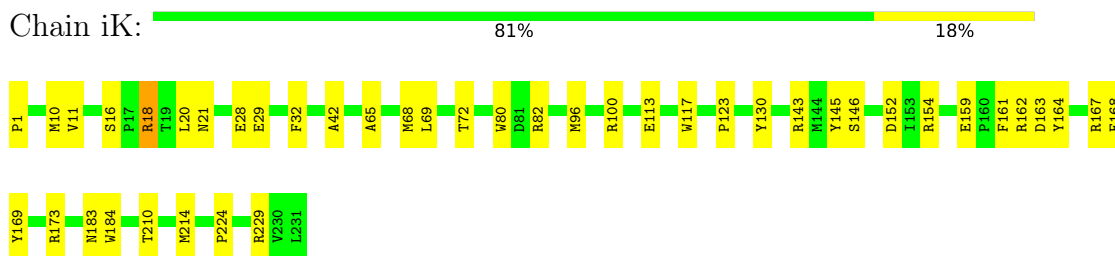
• Molecule 1: capsid protein



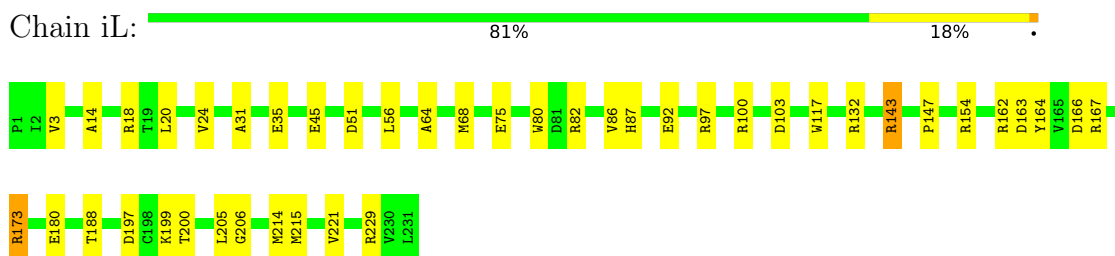
• Molecule 1: capsid protein



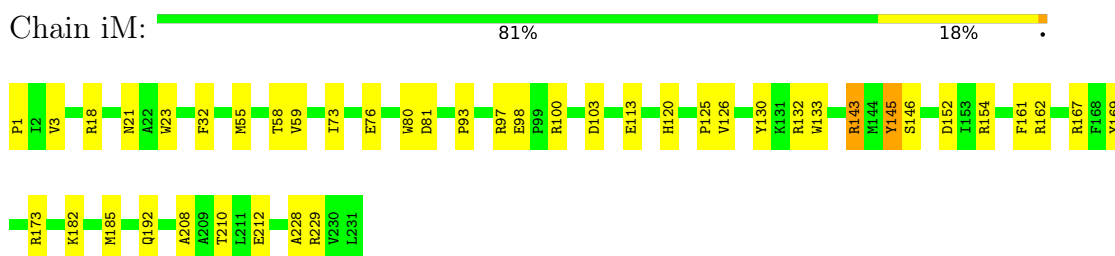
• Molecule 1: capsid protein



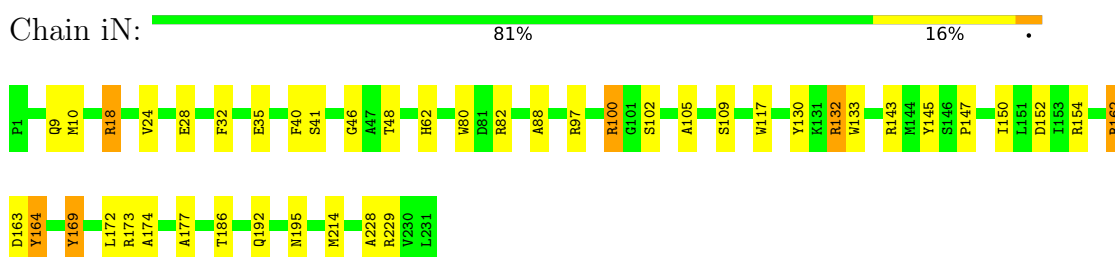
• Molecule 1: capsid protein



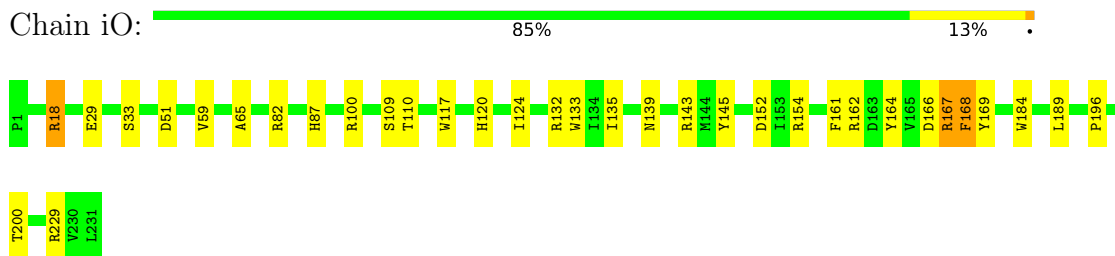
• Molecule 1: capsid protein



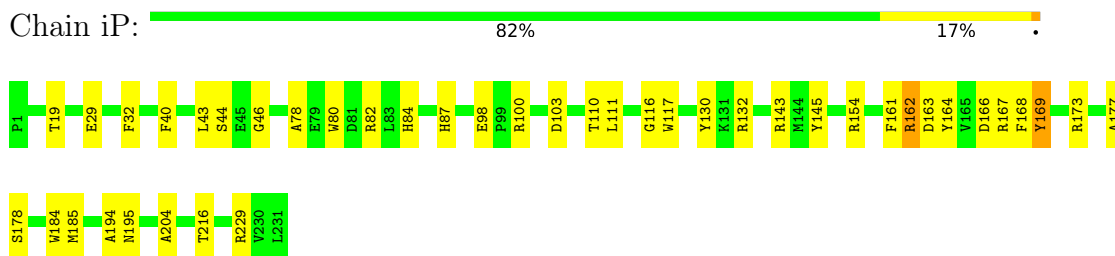
• Molecule 1: capsid protein



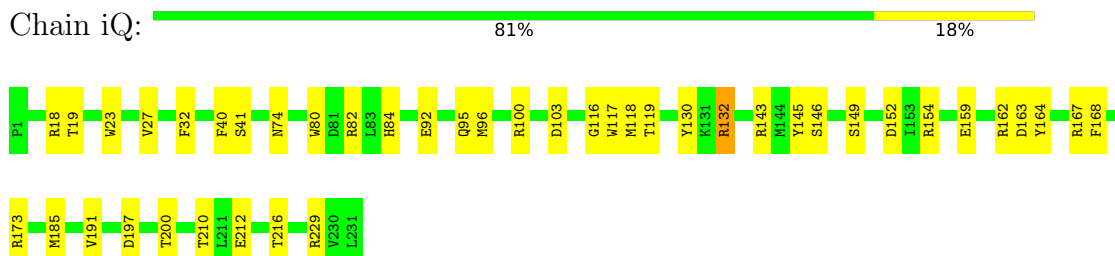
• Molecule 1: capsid protein



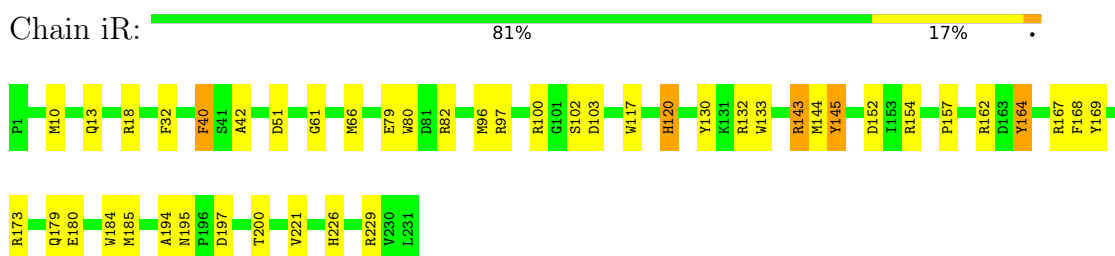
• Molecule 1: capsid protein



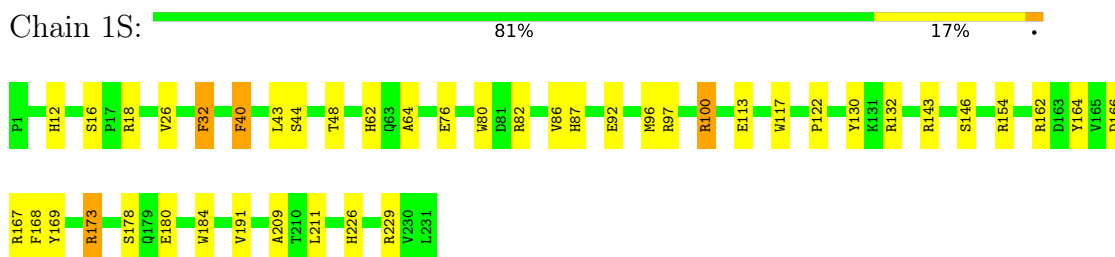
• Molecule 1: capsid protein



• Molecule 1: capsid protein

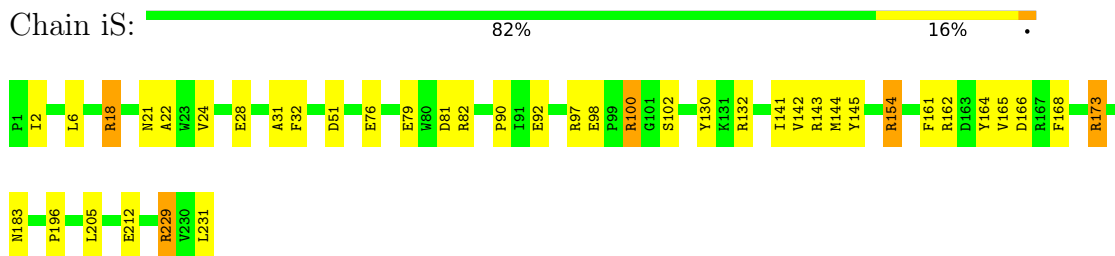


• Molecule 1: capsid protein

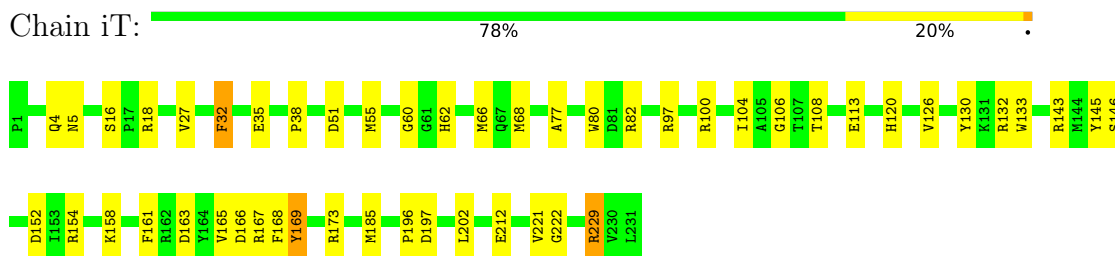




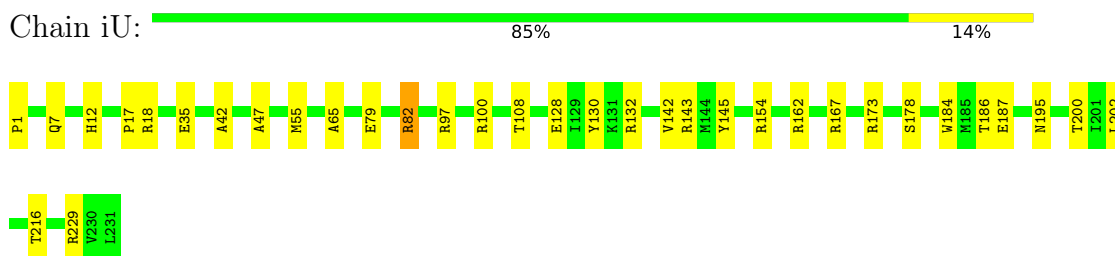
• Molecule 1: capsid protein



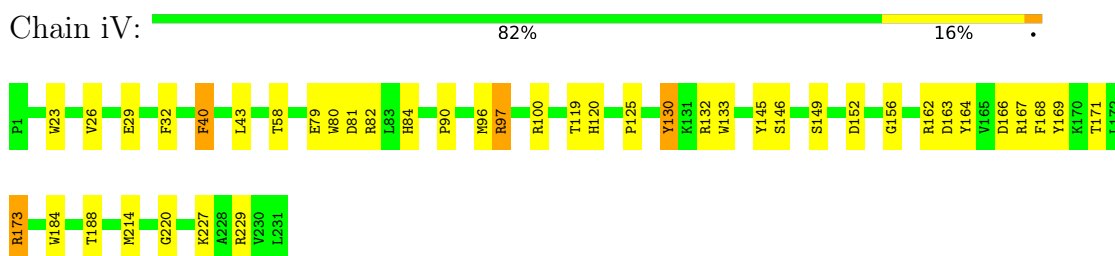
• Molecule 1: capsid protein



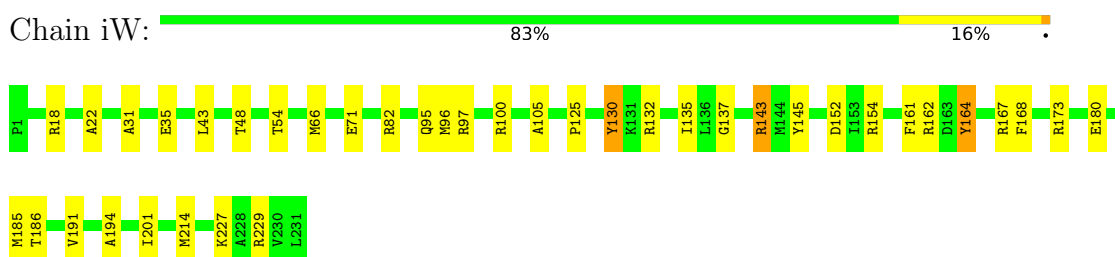
• Molecule 1: capsid protein



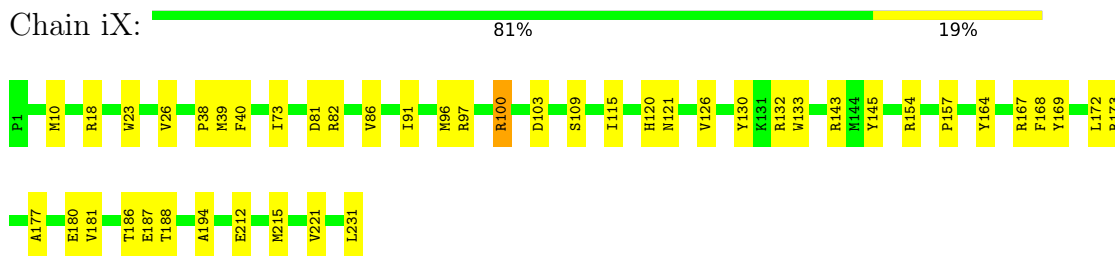
• Molecule 1: capsid protein



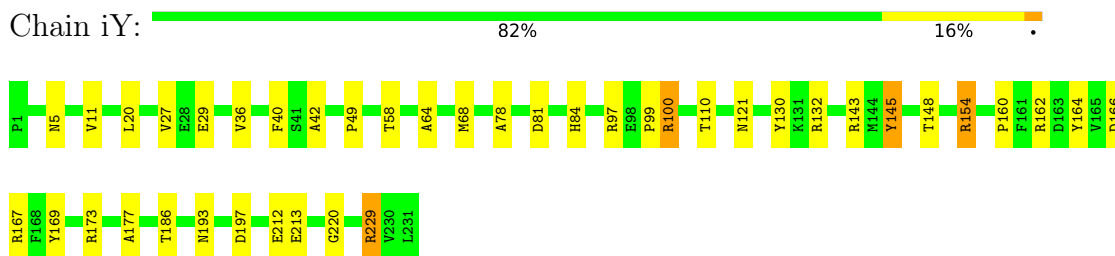
• Molecule 1: capsid protein



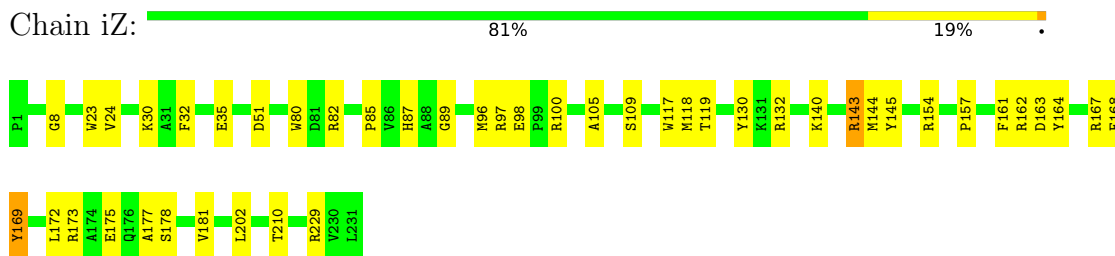
• Molecule 1: capsid protein



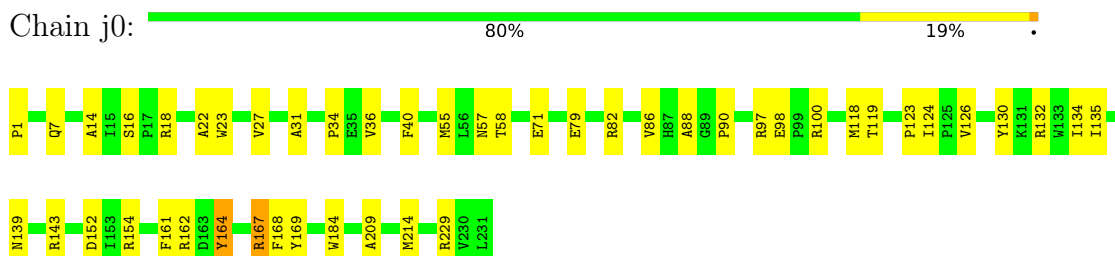
• Molecule 1: capsid protein



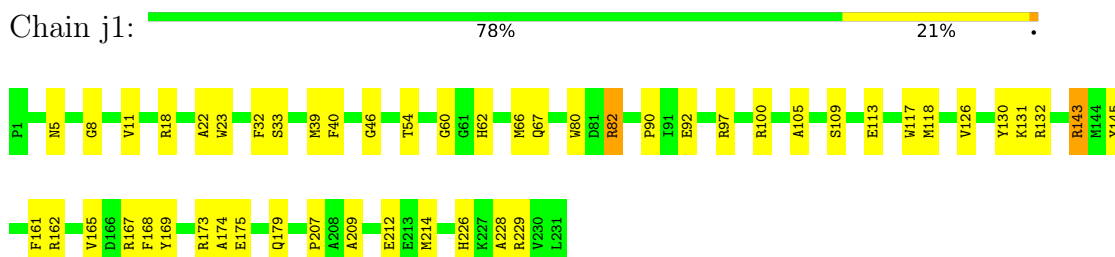
• Molecule 1: capsid protein



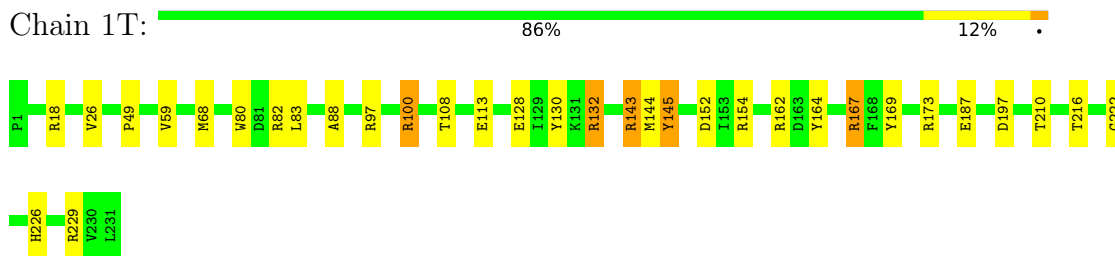
• Molecule 1: capsid protein



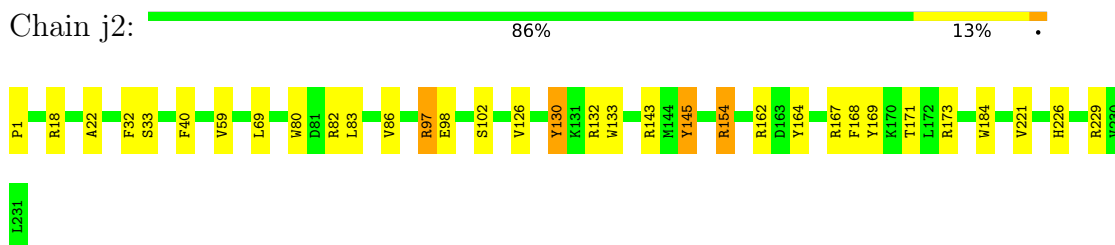
• Molecule 1: capsid protein



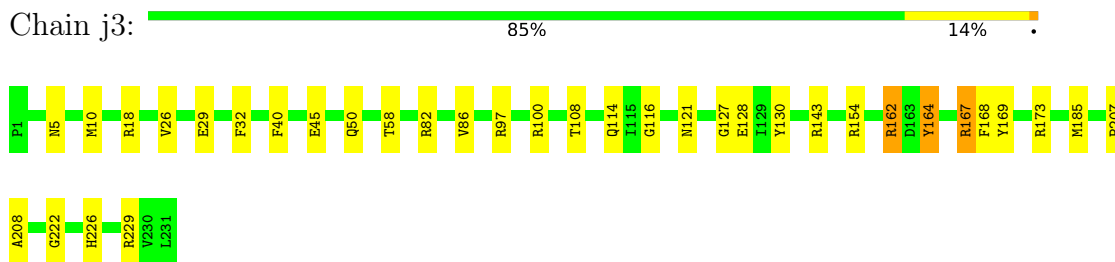
• Molecule 1: capsid protein



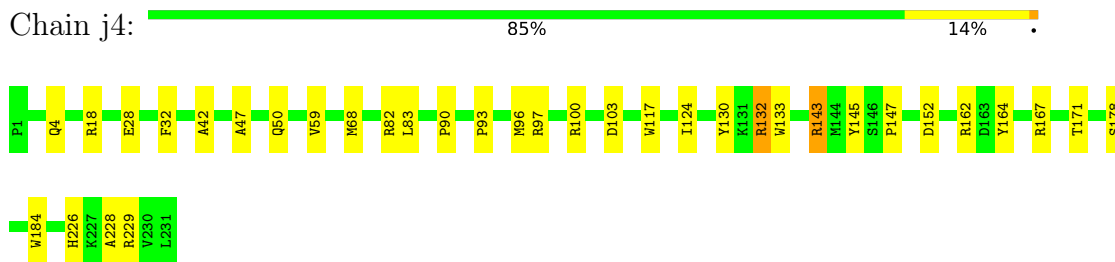
• Molecule 1: capsid protein



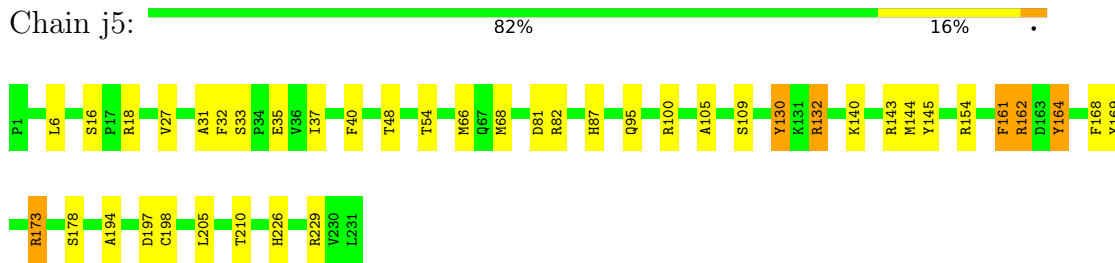
• Molecule 1: capsid protein



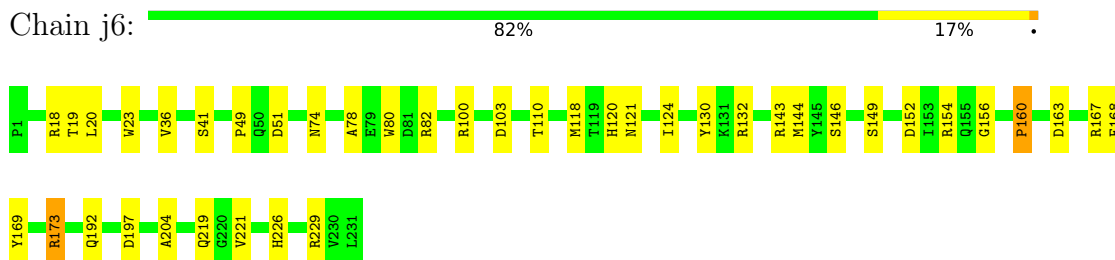
• Molecule 1: capsid protein




• Molecule 1: capsid protein



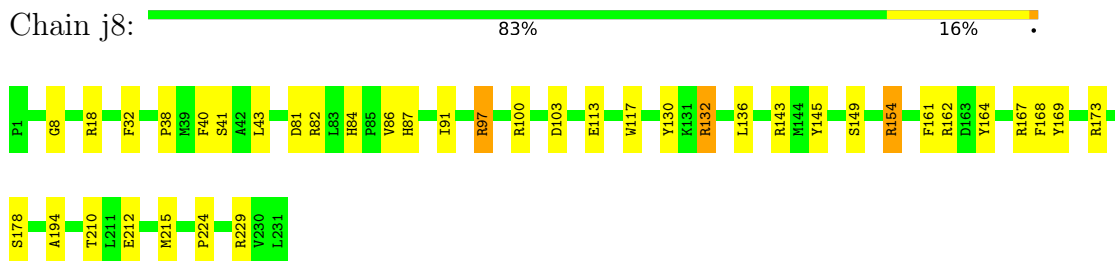
• Molecule 1: capsid protein



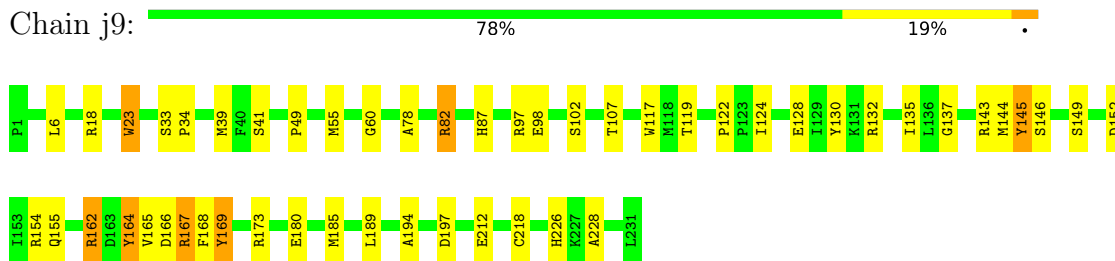
• Molecule 1: capsid protein



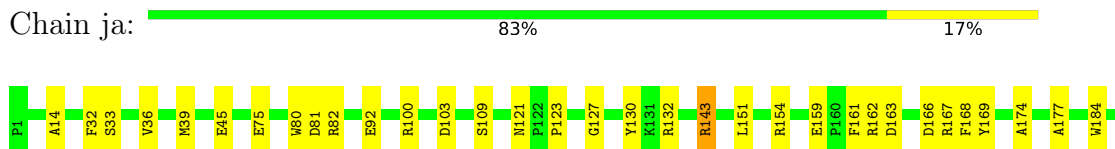
• Molecule 1: capsid protein

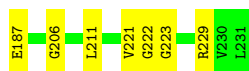


• Molecule 1: capsid protein

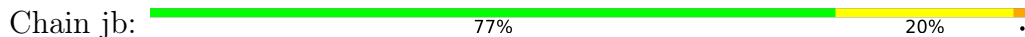


• Molecule 1: capsid protein

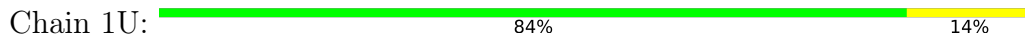




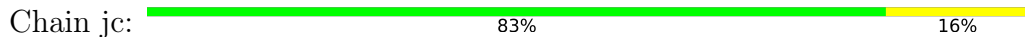
• Molecule 1: capsid protein



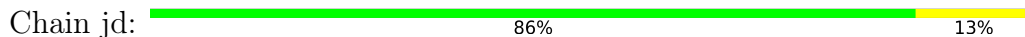
• Molecule 1: capsid protein



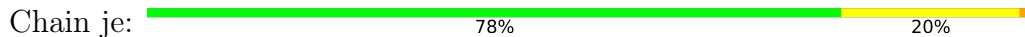
• Molecule 1: capsid protein



• Molecule 1: capsid protein

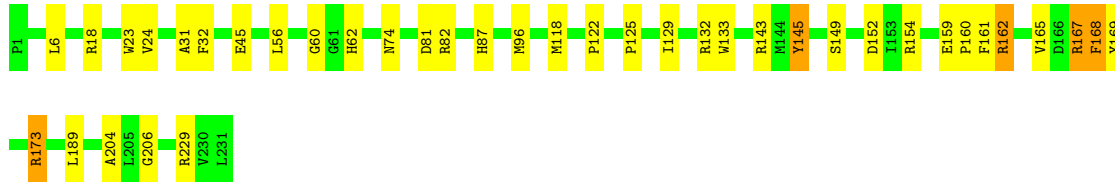
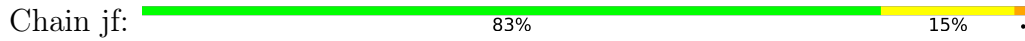


• Molecule 1: capsid protein

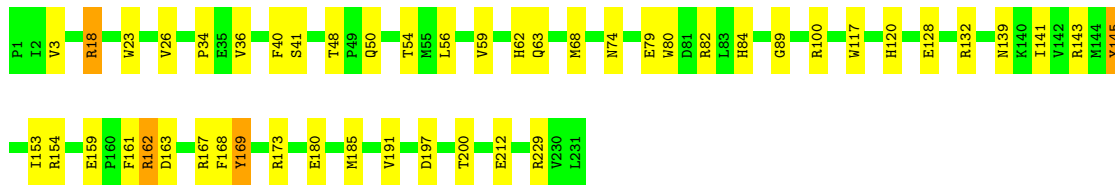
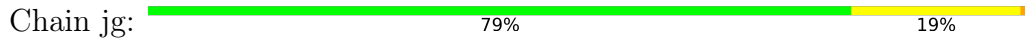




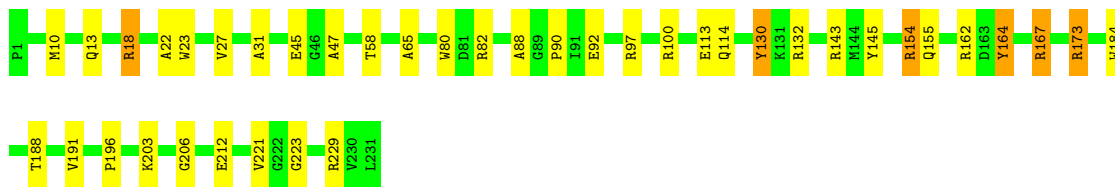
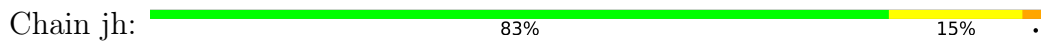
• Molecule 1: capsid protein



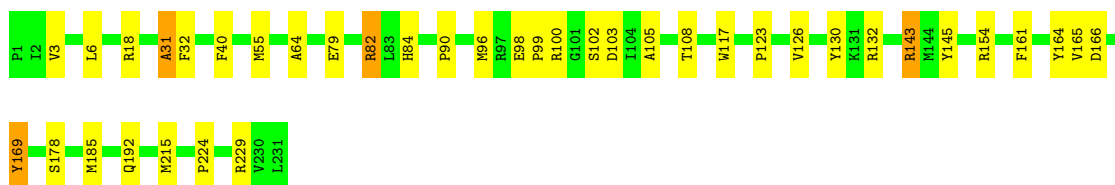
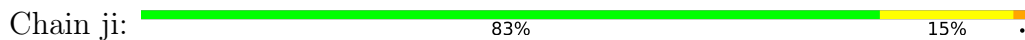
• Molecule 1: capsid protein



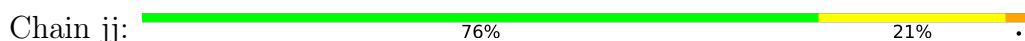
• Molecule 1: capsid protein



• Molecule 1: capsid protein

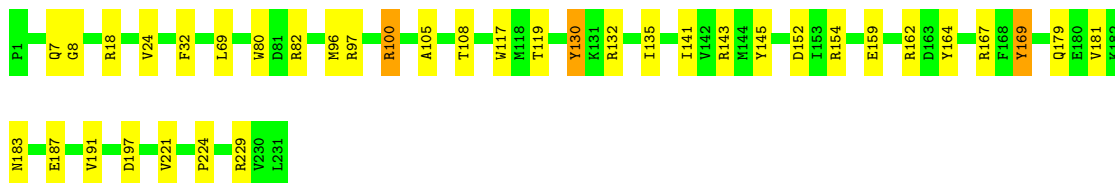
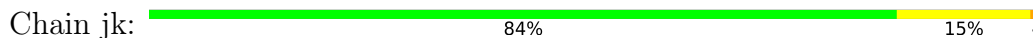


• Molecule 1: capsid protein

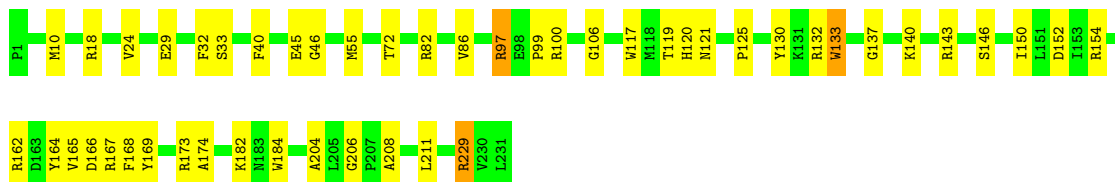
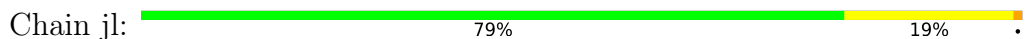




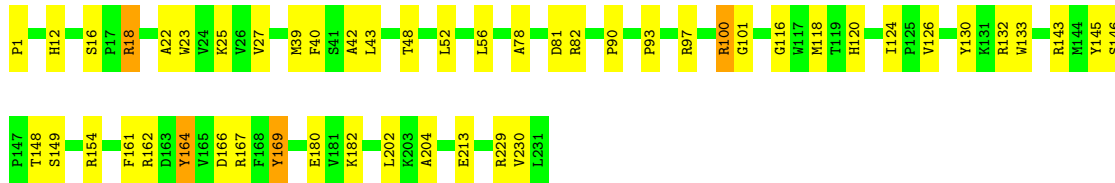
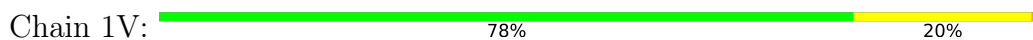
• Molecule 1: capsid protein



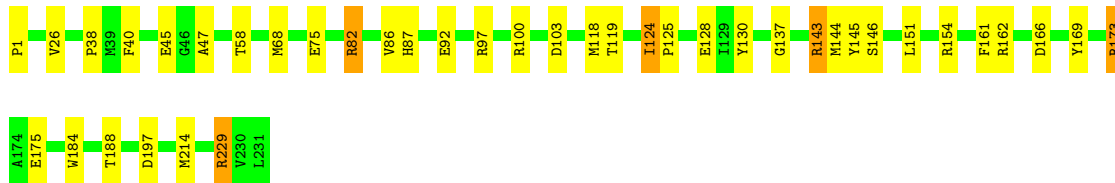
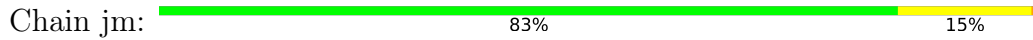
• Molecule 1: capsid protein




• Molecule 1: capsid protein

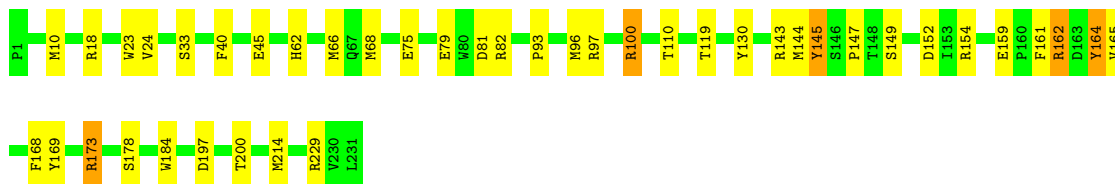


• Molecule 1: capsid protein




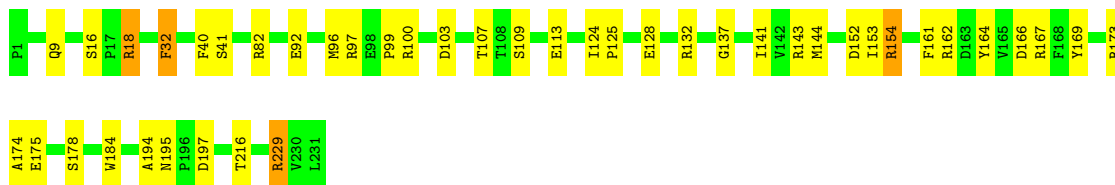
• Molecule 1: capsid protein

Chain jn:  82% 16%




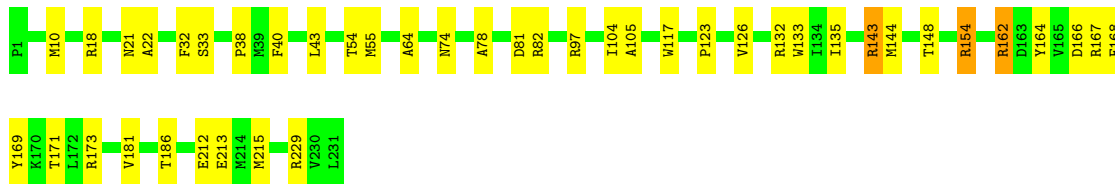
• Molecule 1: capsid protein

Chain jo:  81% 17%




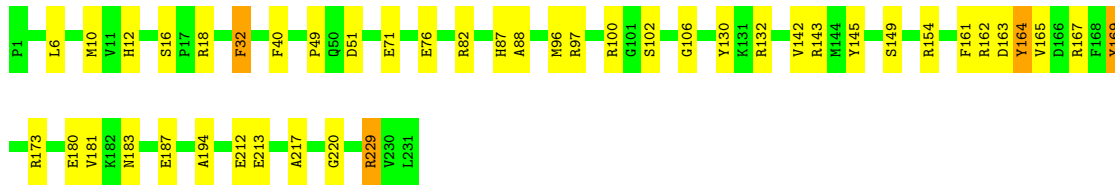
• Molecule 1: capsid protein

Chain jp:  81% 17%




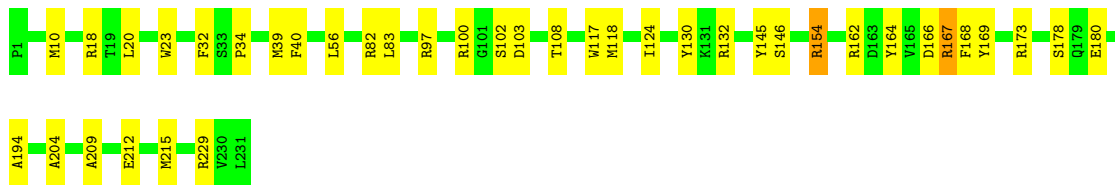
• Molecule 1: capsid protein

Chain jq:  81% 17%



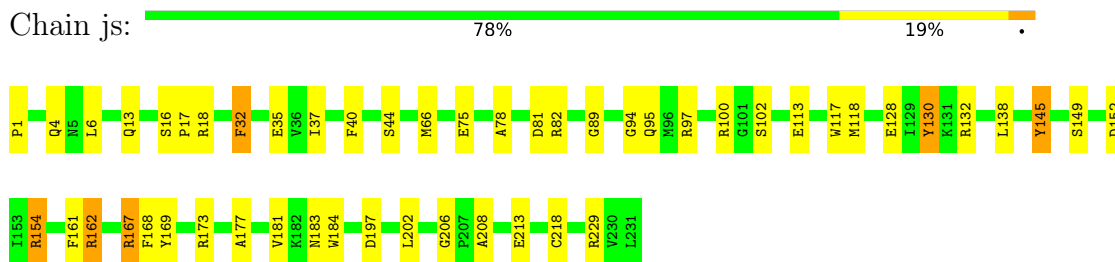
• Molecule 1: capsid protein

Chain jr:  83% 16%

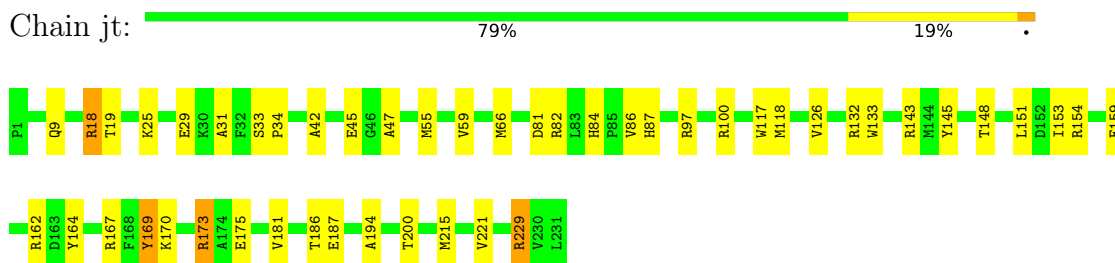




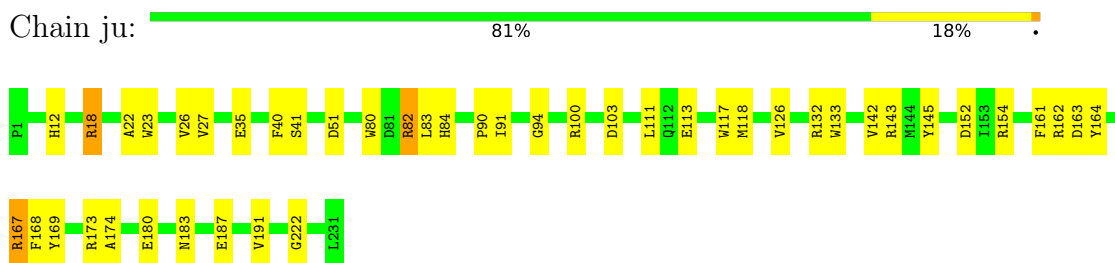
• Molecule 1: capsid protein



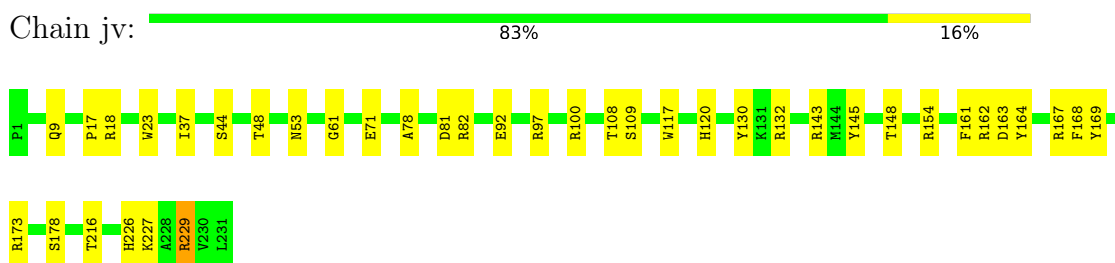
• Molecule 1: capsid protein



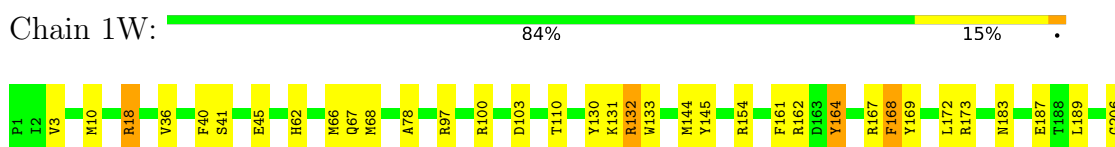
• Molecule 1: capsid protein

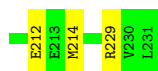


• Molecule 1: capsid protein

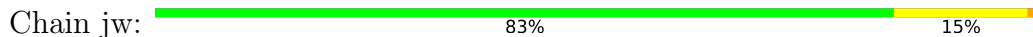


• Molecule 1: capsid protein

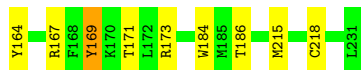
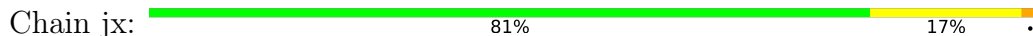




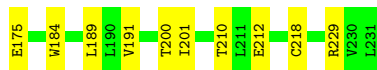
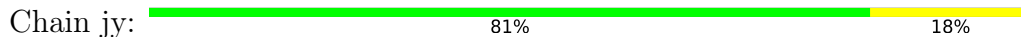
• Molecule 1: capsid protein



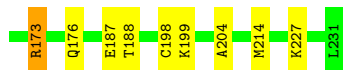
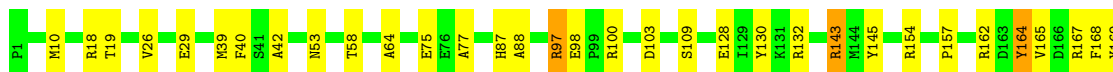
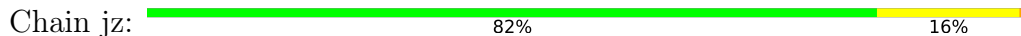
• Molecule 1: capsid protein



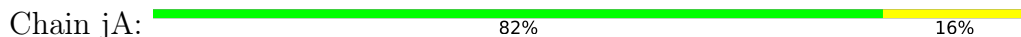
• Molecule 1: capsid protein

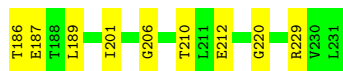


• Molecule 1: capsid protein

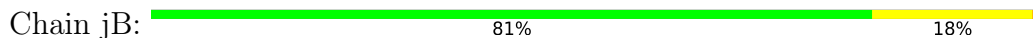


• Molecule 1: capsid protein

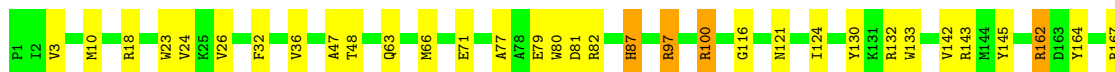
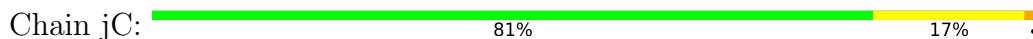




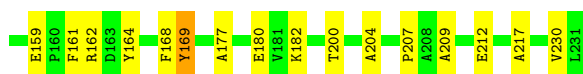
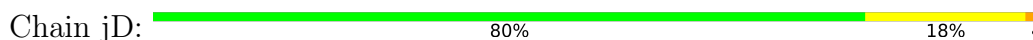
• Molecule 1: capsid protein



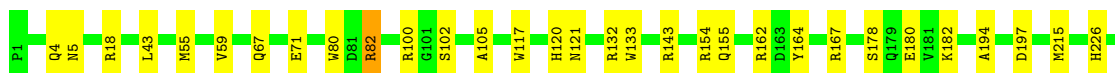
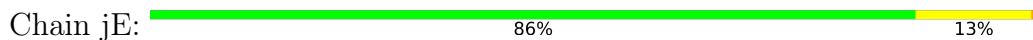
• Molecule 1: capsid protein



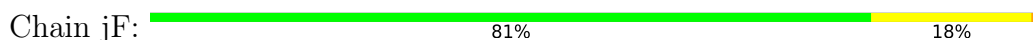
• Molecule 1: capsid protein

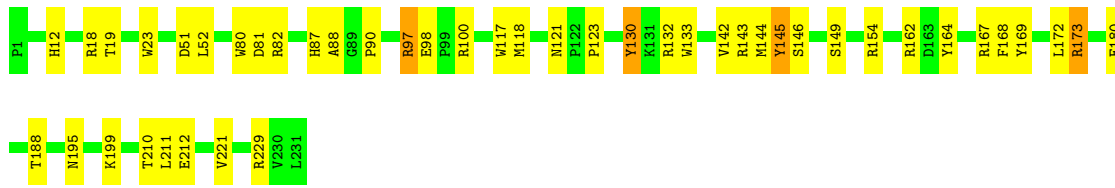


• Molecule 1: capsid protein

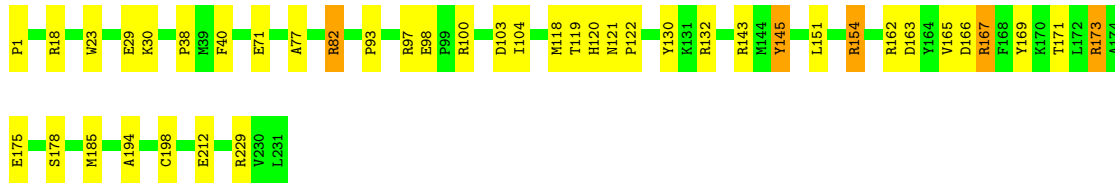
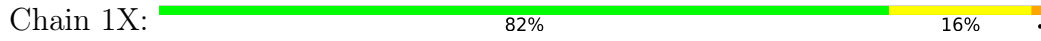


• Molecule 1: capsid protein

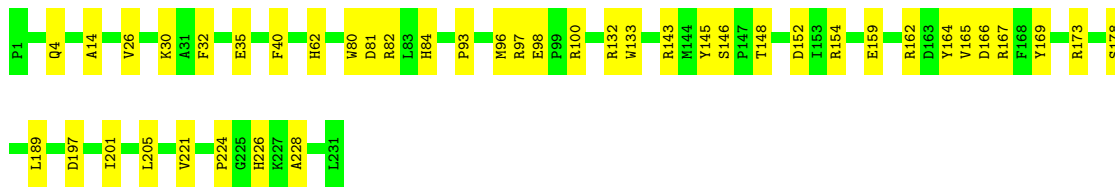
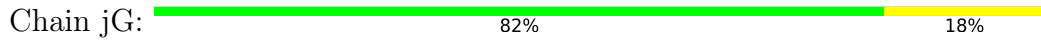




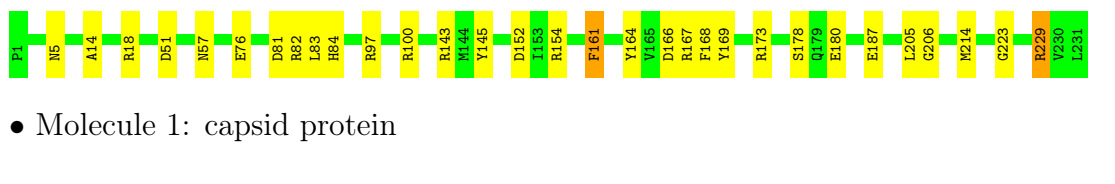
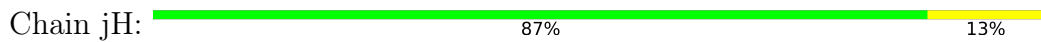
• Molecule 1: capsid protein



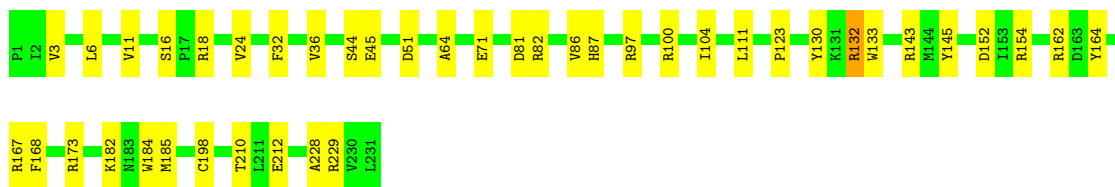
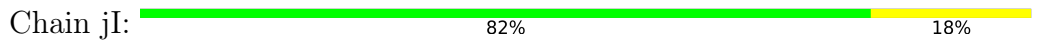
• Molecule 1: capsid protein



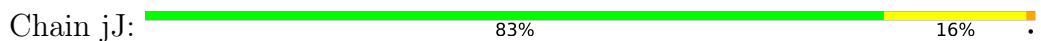
• Molecule 1: capsid protein

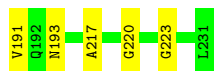


• Molecule 1: capsid protein


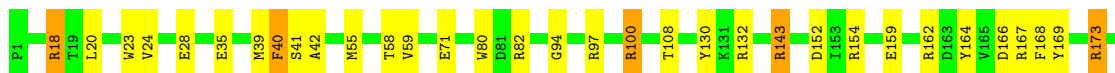
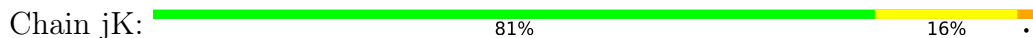


• Molecule 1: capsid protein

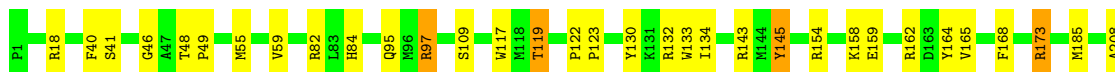
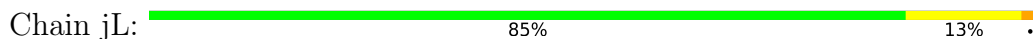




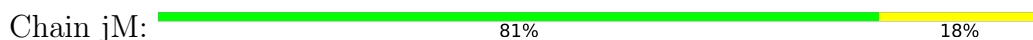
• Molecule 1: capsid protein



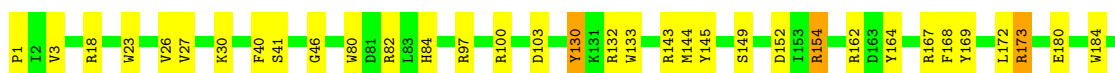
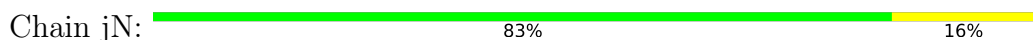
• Molecule 1: capsid protein




• Molecule 1: capsid protein

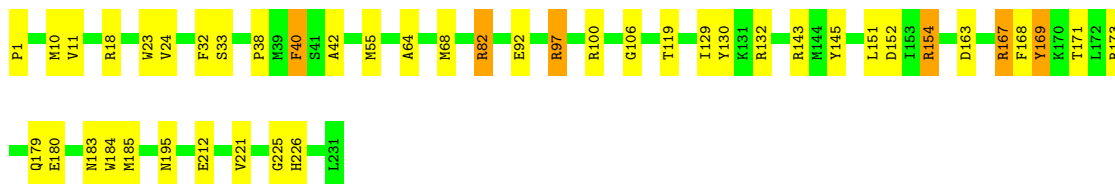


• Molecule 1: capsid protein




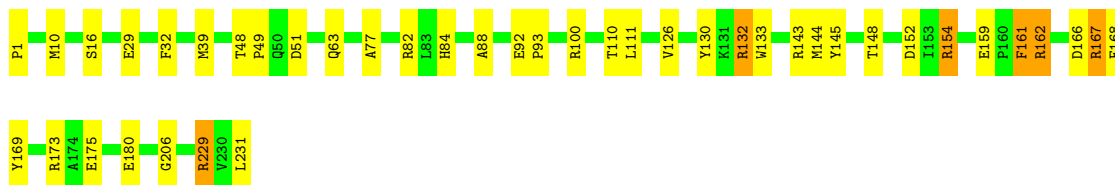
• Molecule 1: capsid protein

Chain jO:  81% 16%




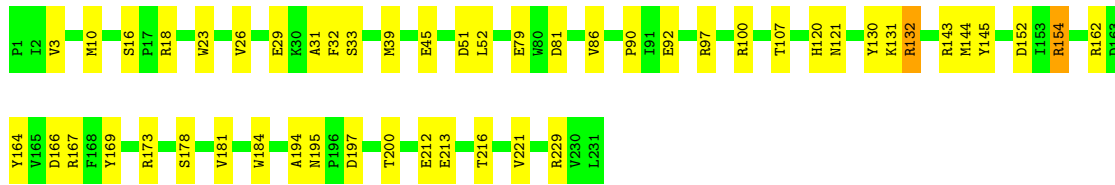
• Molecule 1: capsid protein

Chain jP:  82% 16%




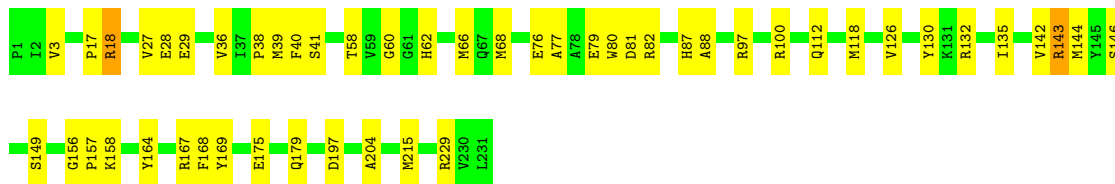
• Molecule 1: capsid protein

Chain 1Y:  78% 21%




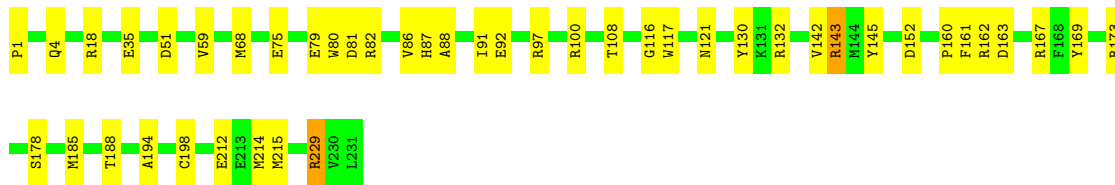
• Molecule 1: capsid protein

Chain jQ:  78% 21%

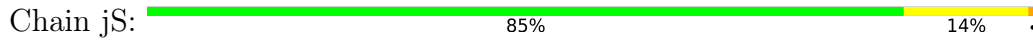


• Molecule 1: capsid protein

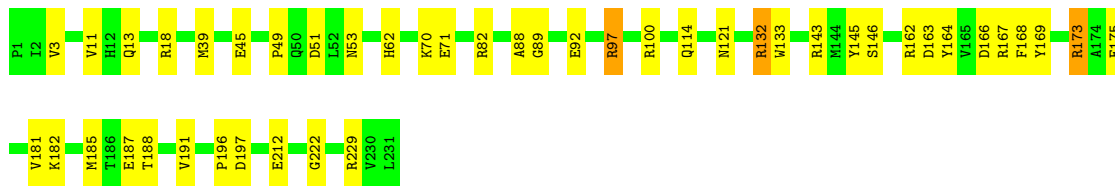
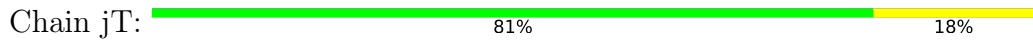
Chain jR:  81% 19%



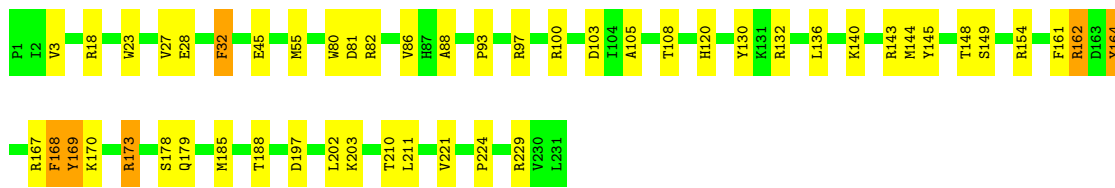
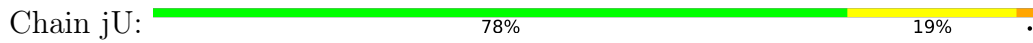
• Molecule 1: capsid protein



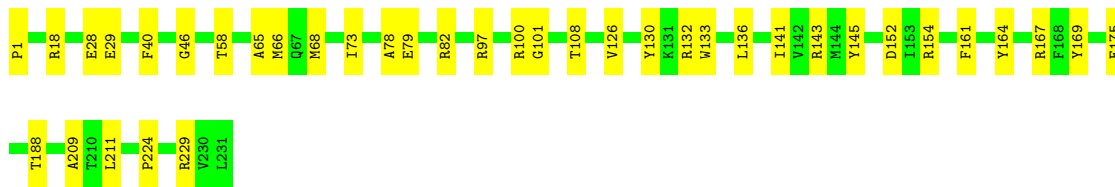
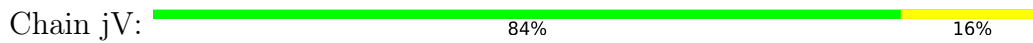
• Molecule 1: capsid protein



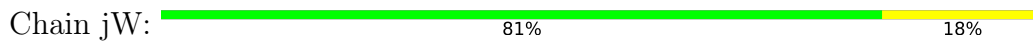
• Molecule 1: capsid protein



• Molecule 1: capsid protein

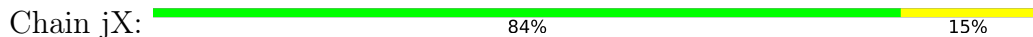


• Molecule 1: capsid protein

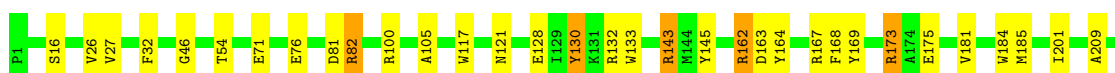
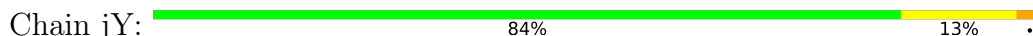




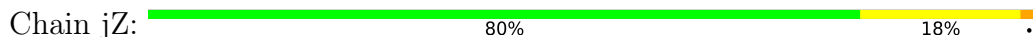
• Molecule 1: capsid protein



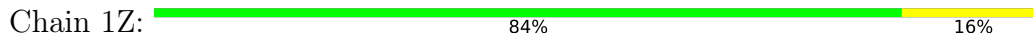
• Molecule 1: capsid protein



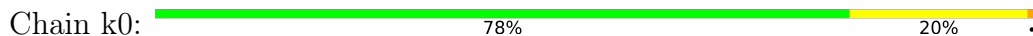
• Molecule 1: capsid protein



• Molecule 1: capsid protein



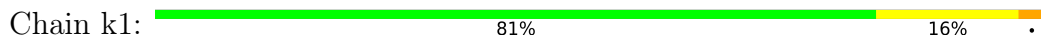
• Molecule 1: capsid protein



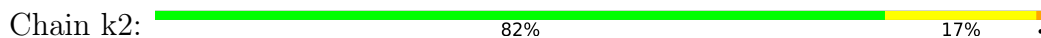




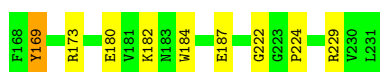
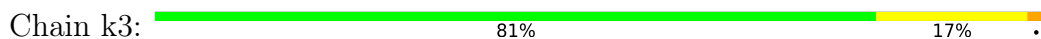
• Molecule 1: capsid protein




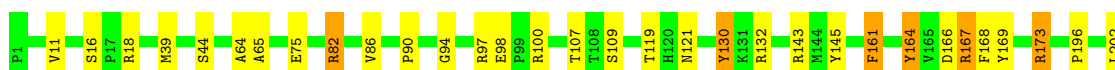
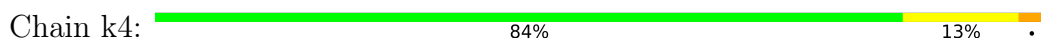
• Molecule 1: capsid protein



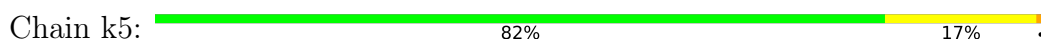
• Molecule 1: capsid protein



• Molecule 1: capsid protein

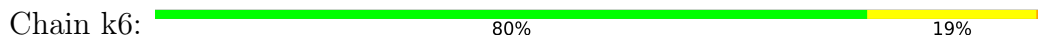


• Molecule 1: capsid protein

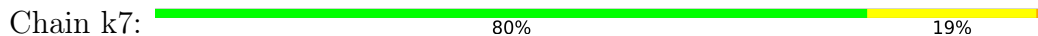




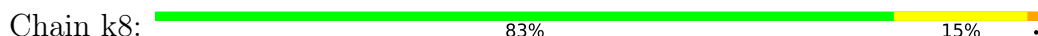
• Molecule 1: capsid protein



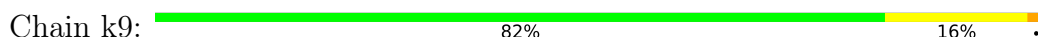
• Molecule 1: capsid protein



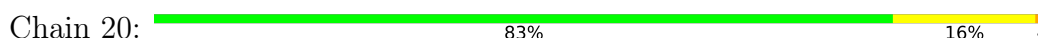
• Molecule 1: capsid protein

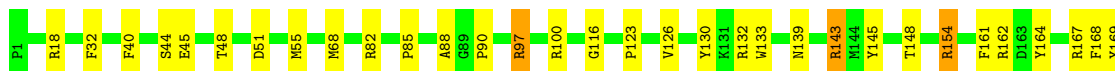


• Molecule 1: capsid protein

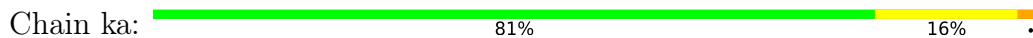


• Molecule 1: capsid protein

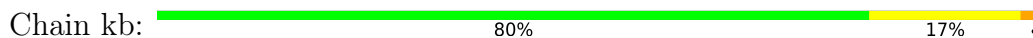




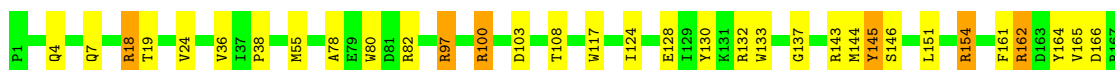
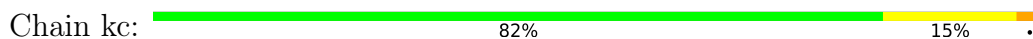
• Molecule 1: capsid protein



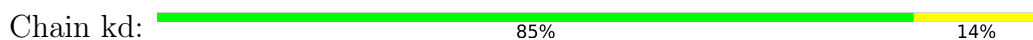
• Molecule 1: capsid protein



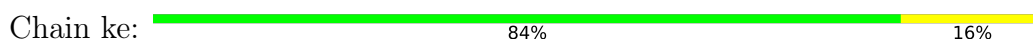
• Molecule 1: capsid protein

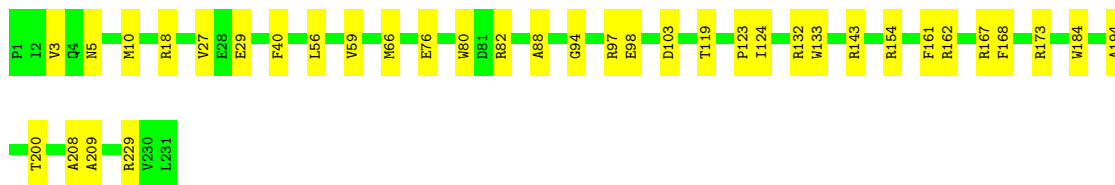


• Molecule 1: capsid protein

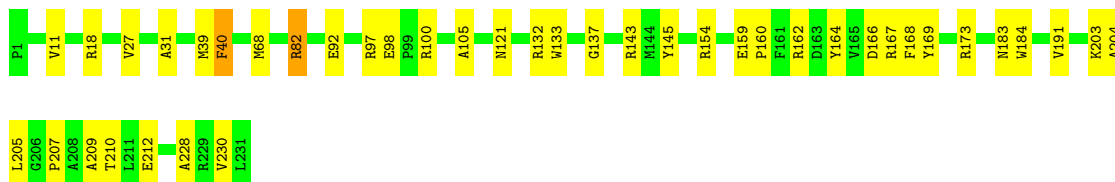
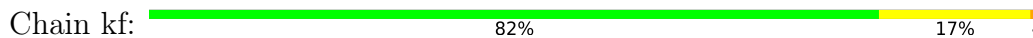


• Molecule 1: capsid protein

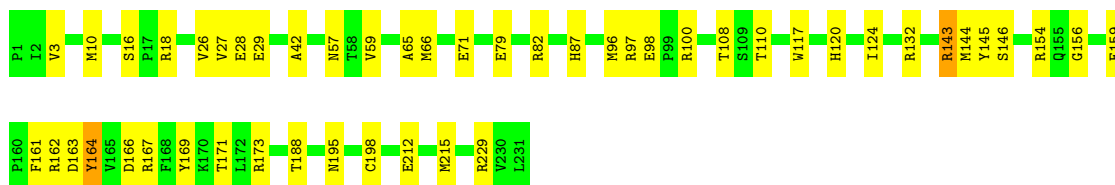
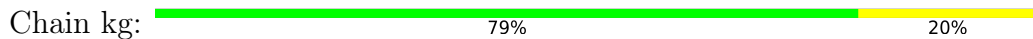




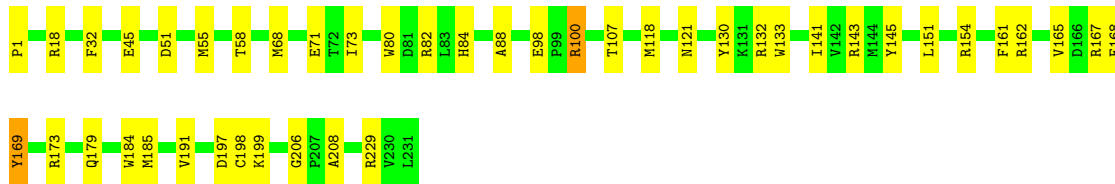
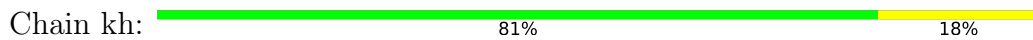
• Molecule 1: capsid protein



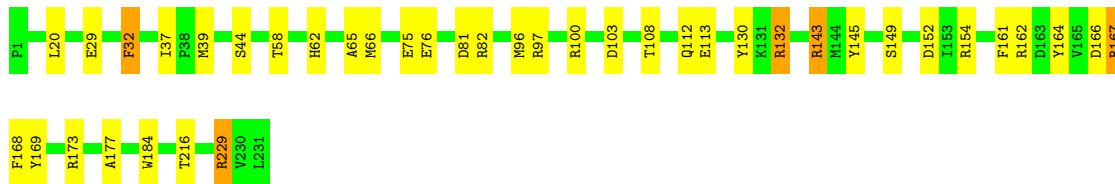
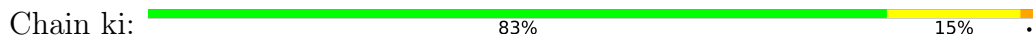
• Molecule 1: capsid protein



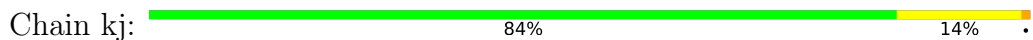
• Molecule 1: capsid protein

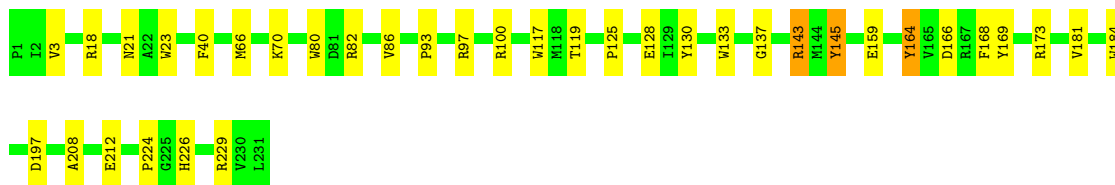


• Molecule 1: capsid protein

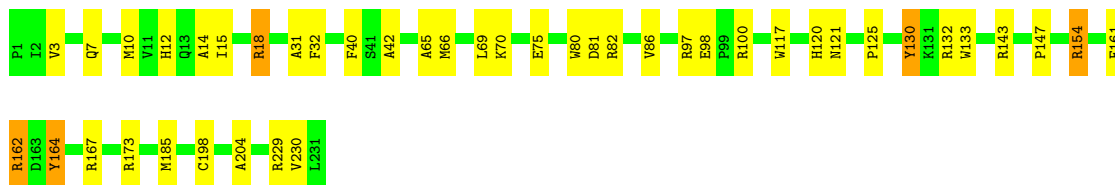
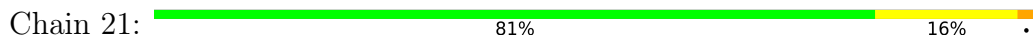


• Molecule 1: capsid protein

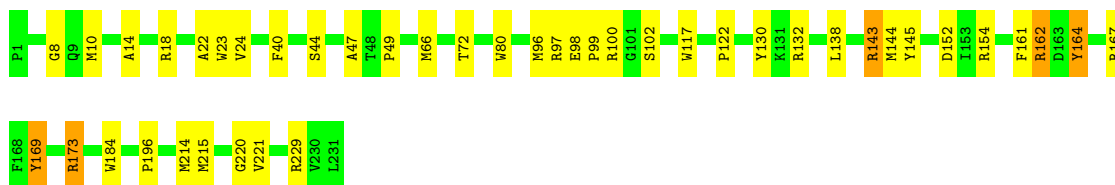
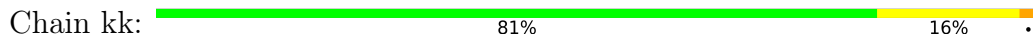




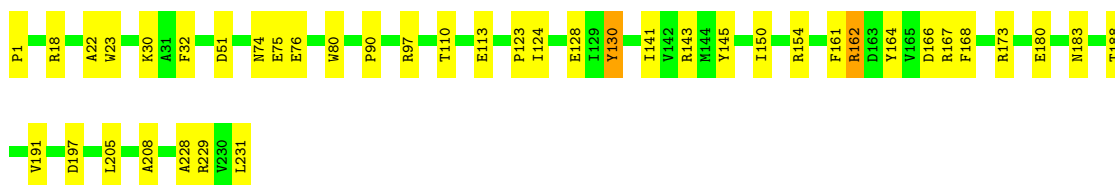
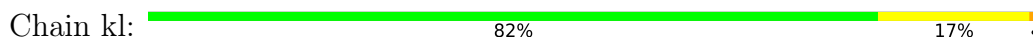
• Molecule 1: capsid protein



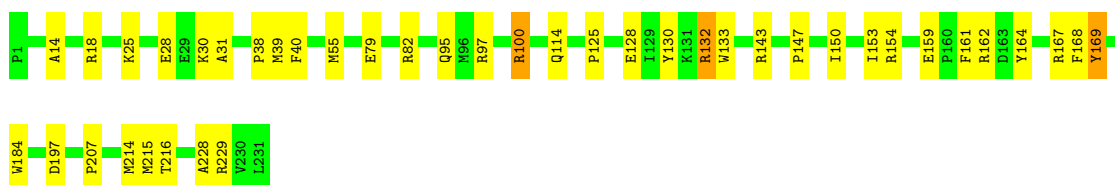
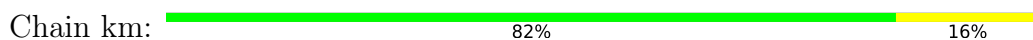
• Molecule 1: capsid protein



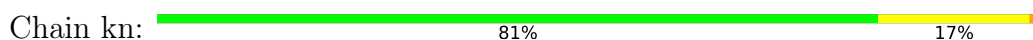
• Molecule 1: capsid protein

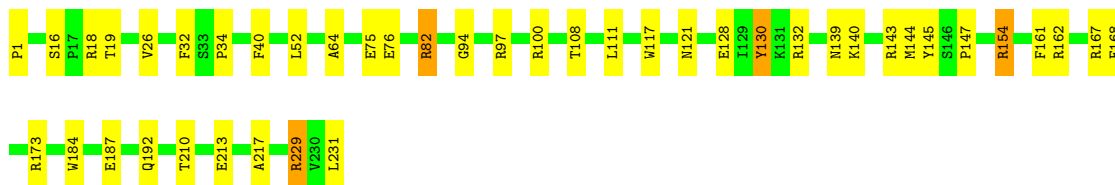


• Molecule 1: capsid protein

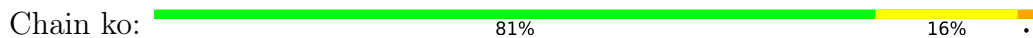


• Molecule 1: capsid protein

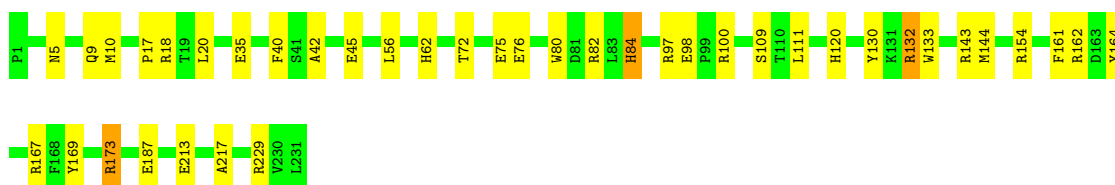
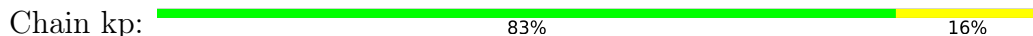




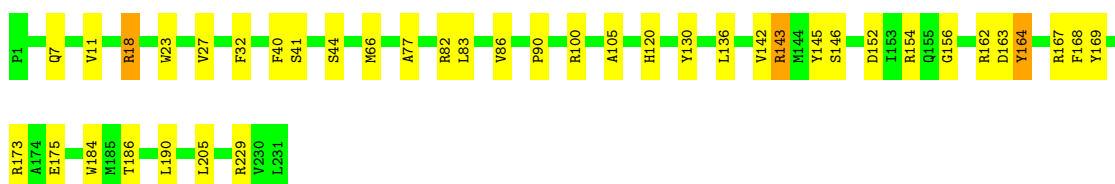
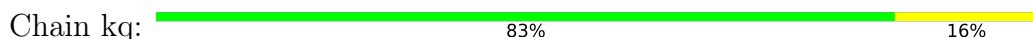
• Molecule 1: capsid protein



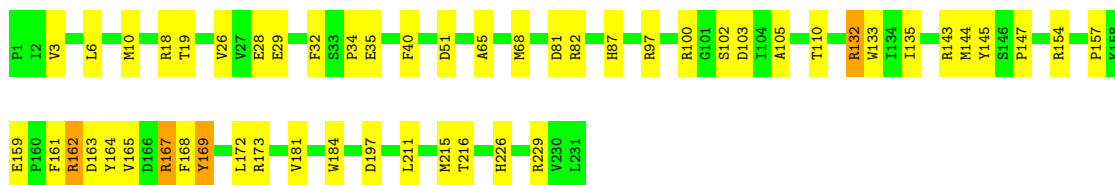
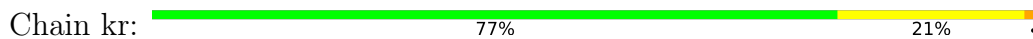
• Molecule 1: capsid protein




• Molecule 1: capsid protein

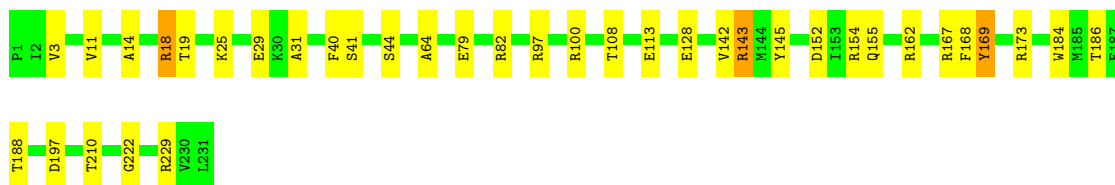


• Molecule 1: capsid protein




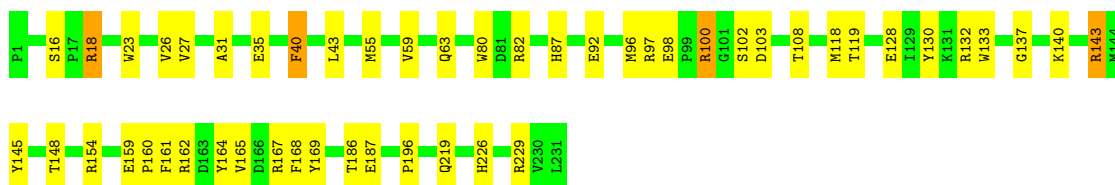
• Molecule 1: capsid protein

Chain ks:  84% 15%




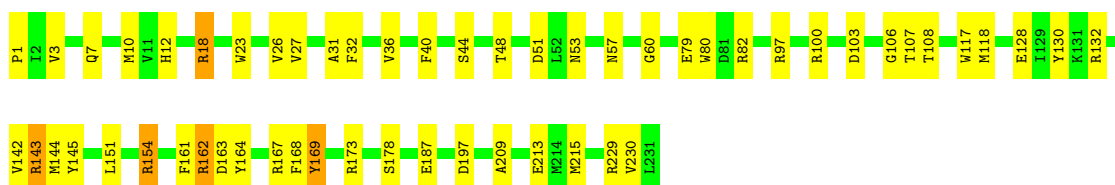
• Molecule 1: capsid protein

Chain kt:  78% 20%




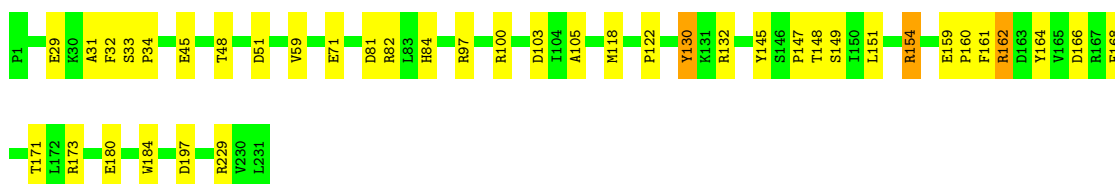
• Molecule 1: capsid protein

Chain 22:  76% 22%




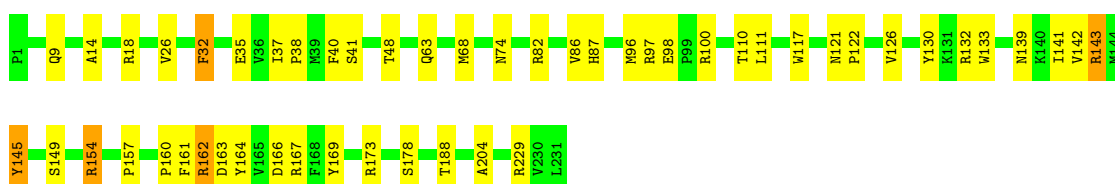
• Molecule 1: capsid protein

Chain ku:  83% 16%




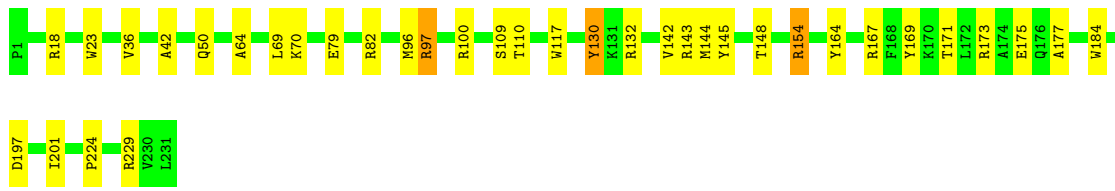
• Molecule 1: capsid protein

Chain kv:  78% 20%




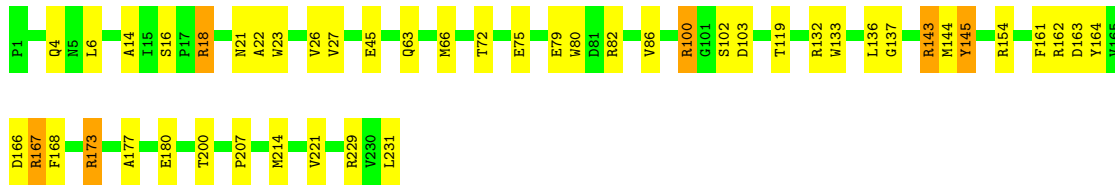
• Molecule 1: capsid protein

Chain kw:  84% 14%




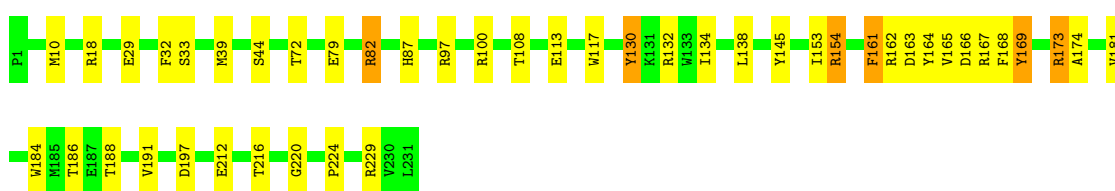
• Molecule 1: capsid protein

Chain kx:  80% 18%




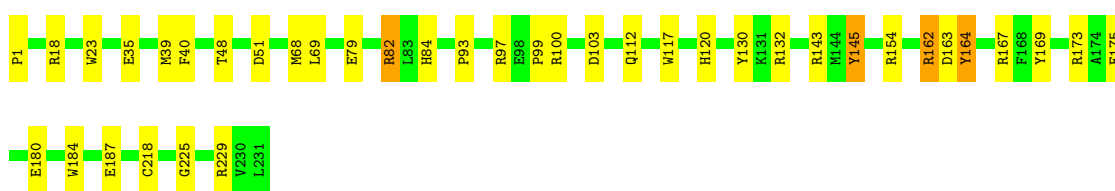
• Molecule 1: capsid protein

Chain ky:  81% 17%




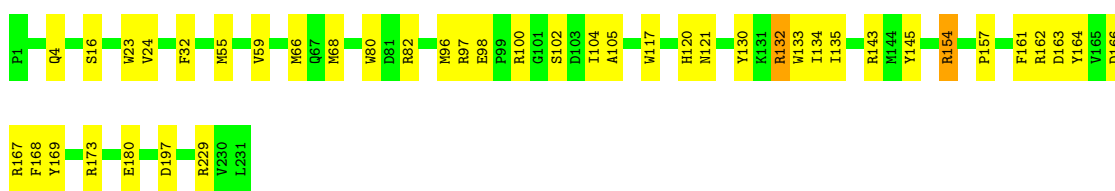
• Molecule 1: capsid protein

Chain kz:  83% 15%




• Molecule 1: capsid protein

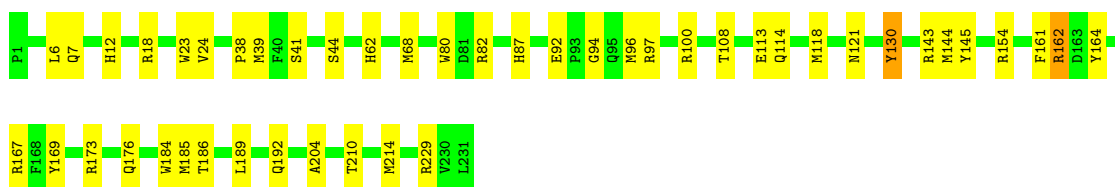
Chain kA:  82% 17%




• Molecule 1: capsid protein

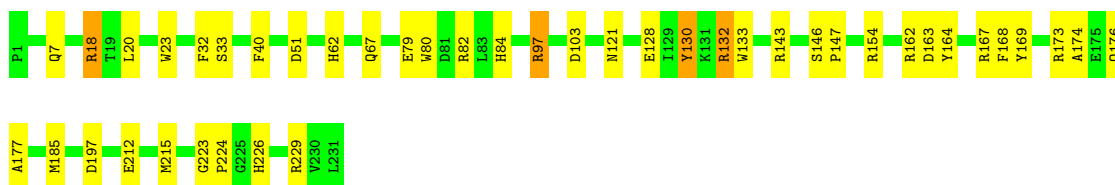


Chain kB:  80% 19%




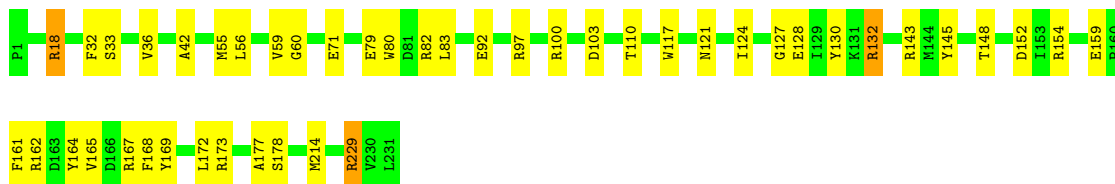
- Molecule 1: capsid protein

Chain kC:  81% 17%




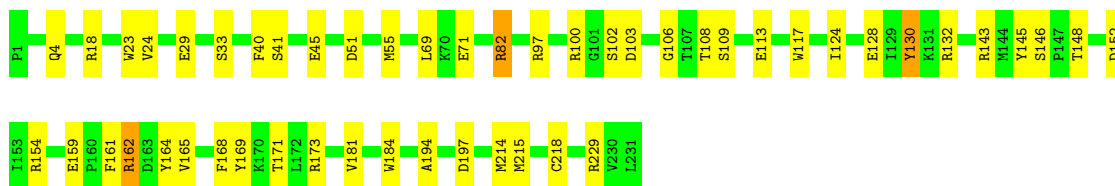
- Molecule 1: capsid protein

Chain kD:  81% 18%




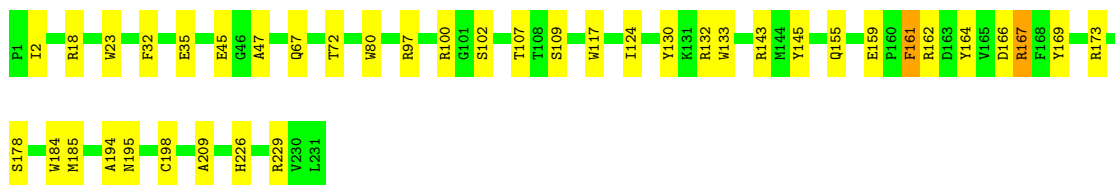
- Molecule 1: capsid protein

Chain 23:  78% 20%




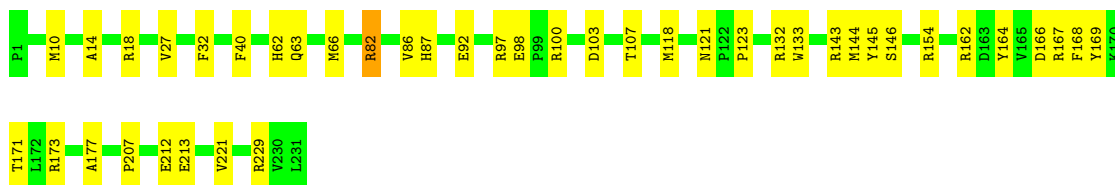
- Molecule 1: capsid protein

Chain kE:  83% 16%




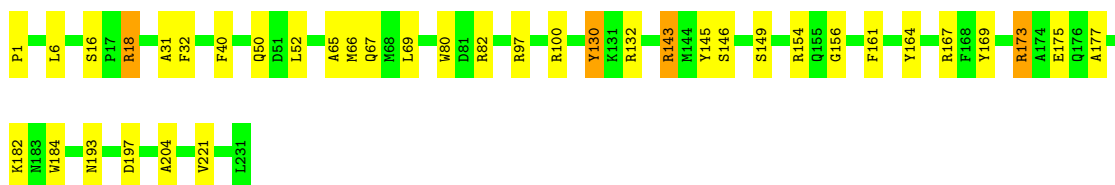
- Molecule 1: capsid protein

Chain kF:  82% 18%




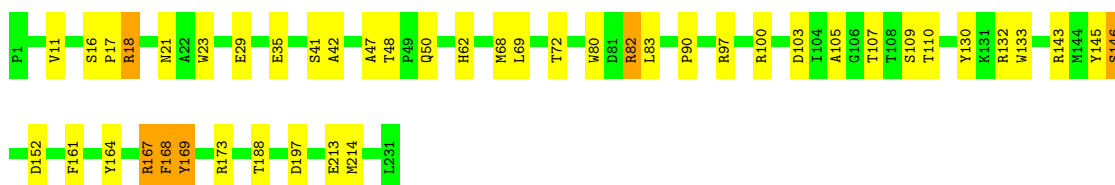
- Molecule 1: capsid protein

Chain kG:  84% 15%




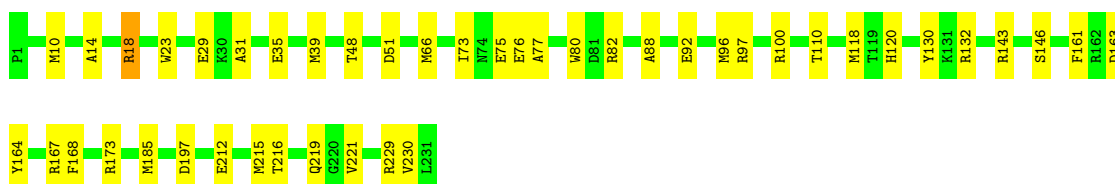
- Molecule 1: capsid protein

Chain kH:  81% 17%




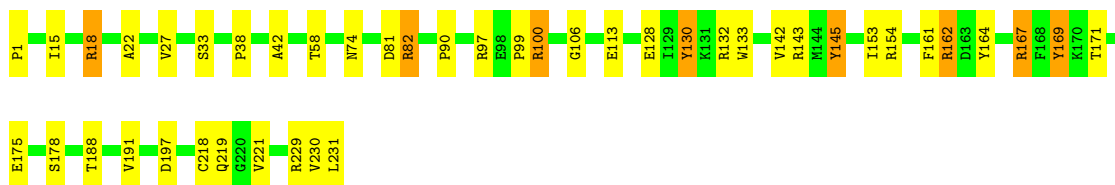
- Molecule 1: capsid protein

Chain kI:  81% 19%

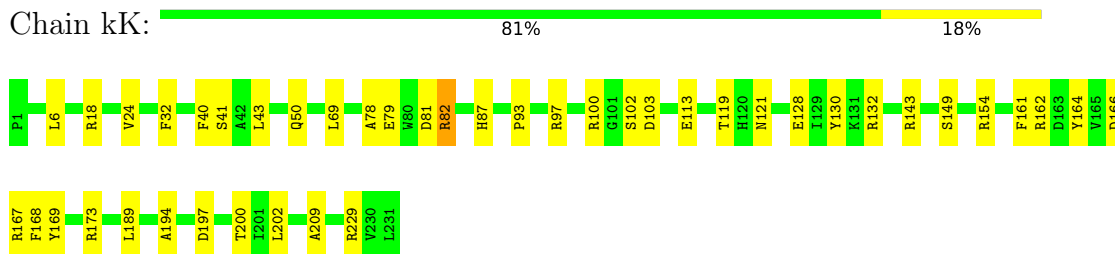


- Molecule 1: capsid protein

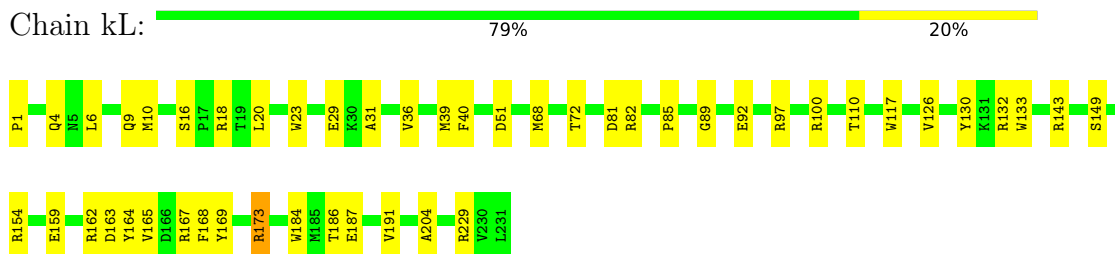
Chain kJ:  81% 16%



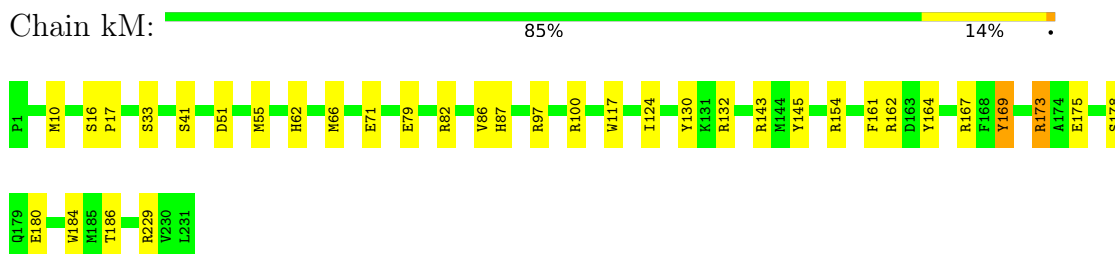
- Molecule 1: capsid protein



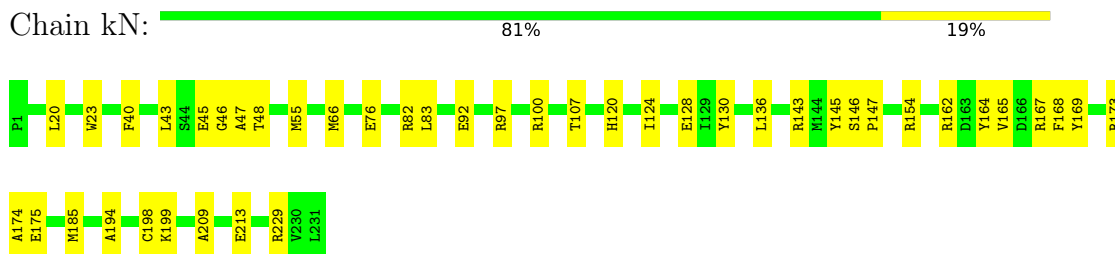
- Molecule 1: capsid protein



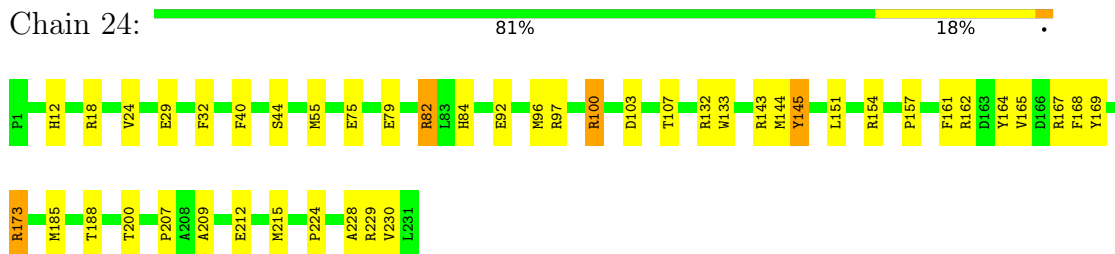
- Molecule 1: capsid protein




- Molecule 1: capsid protein

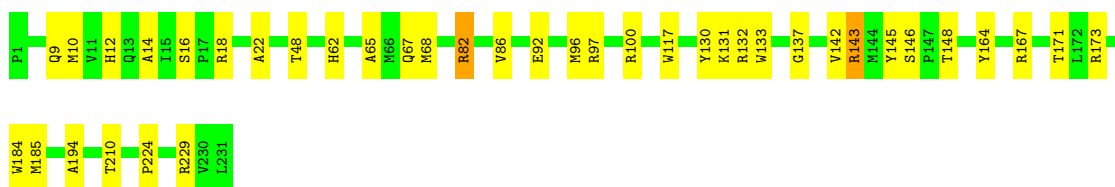


- Molecule 1: capsid protein




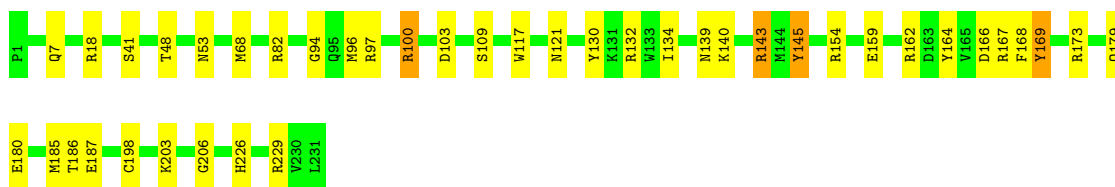
- Molecule 1: capsid protein

Chain kO:  83% 16%




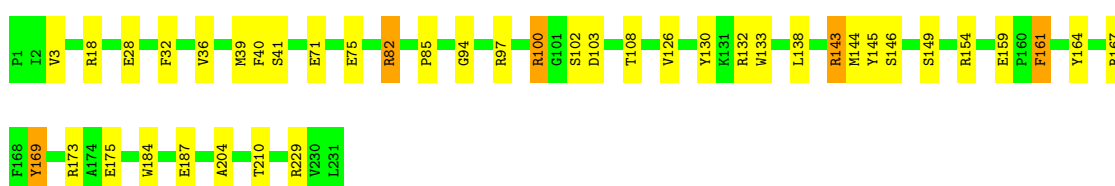
• Molecule 1: capsid protein

Chain kP:  82% 16%




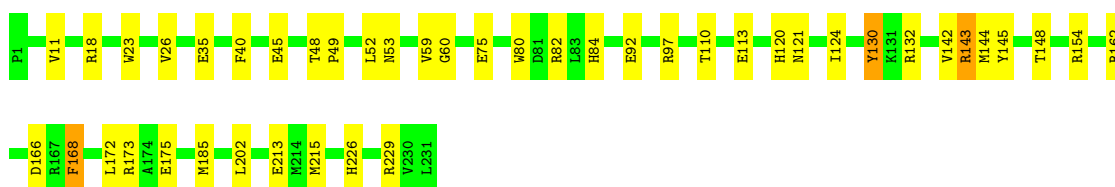
• Molecule 1: capsid protein

Chain kQ:  82% 16%




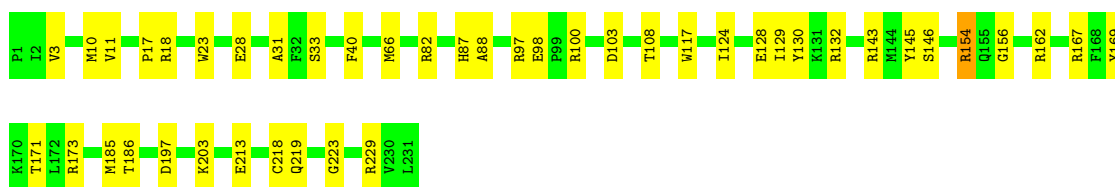
• Molecule 1: capsid protein

Chain kR:  81% 18%

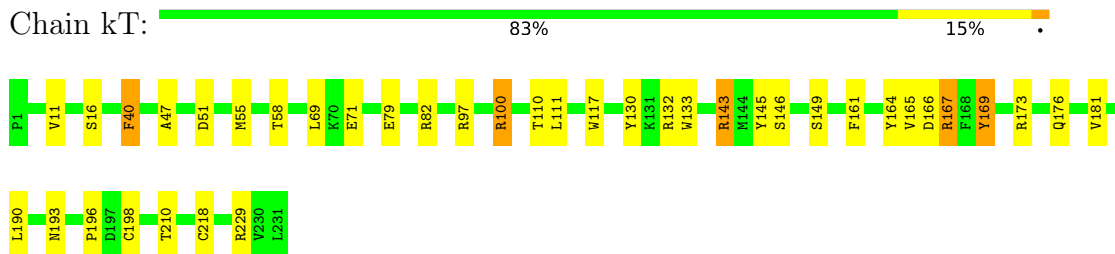


• Molecule 1: capsid protein

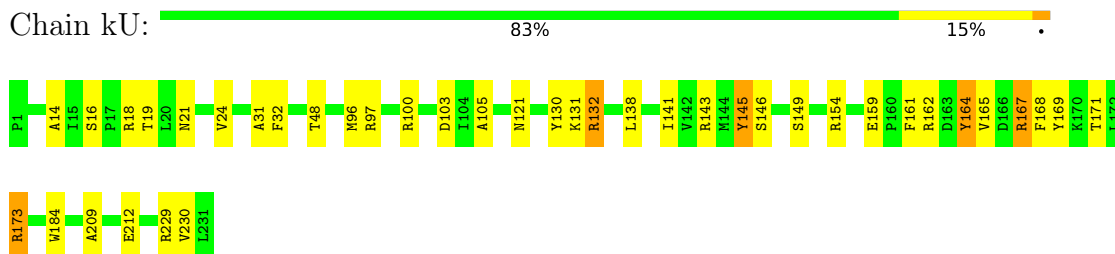
Chain kS:  81% 19%



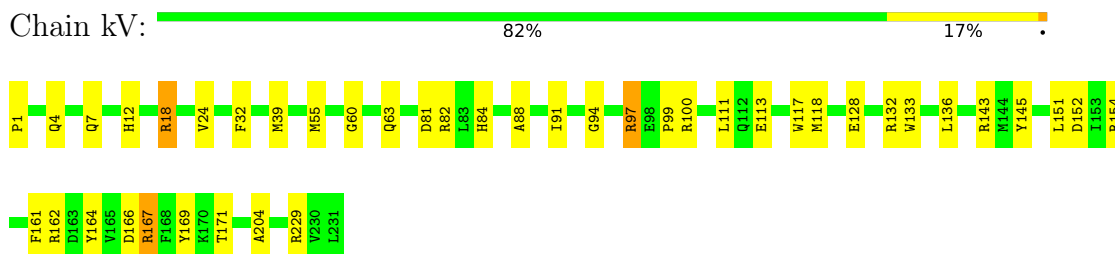
• Molecule 1: capsid protein



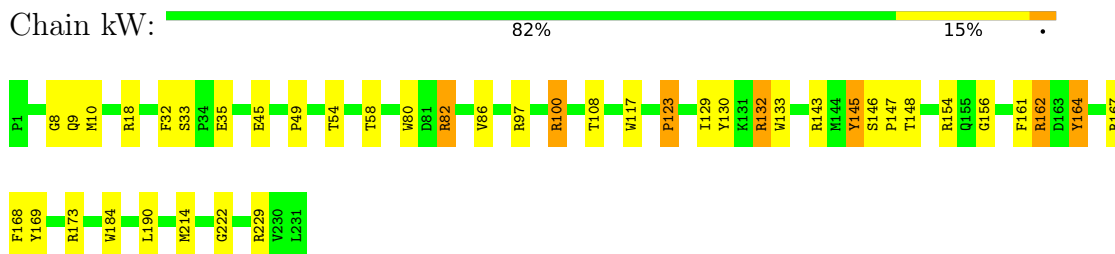
- Molecule 1: capsid protein



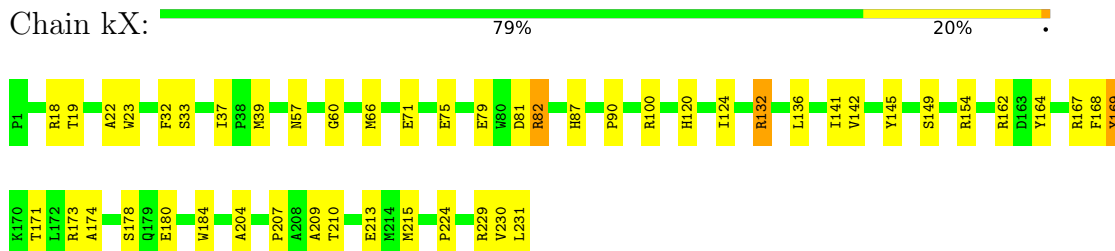
- Molecule 1: capsid protein




- Molecule 1: capsid protein

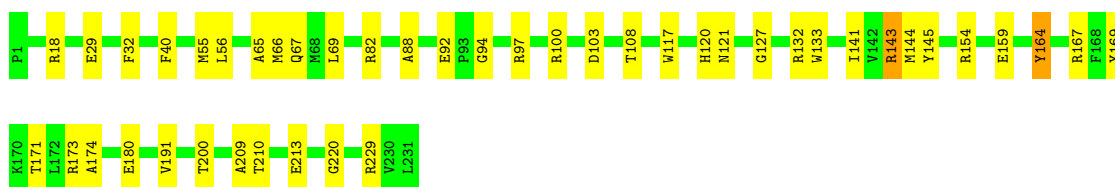


- Molecule 1: capsid protein




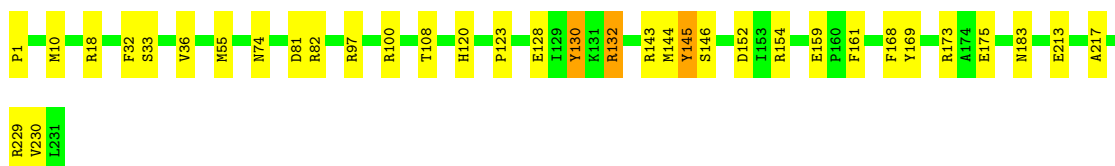
- Molecule 1: capsid protein

Chain 25:  81% 18%




• Molecule 1: capsid protein

Chain kY:  85% 14%




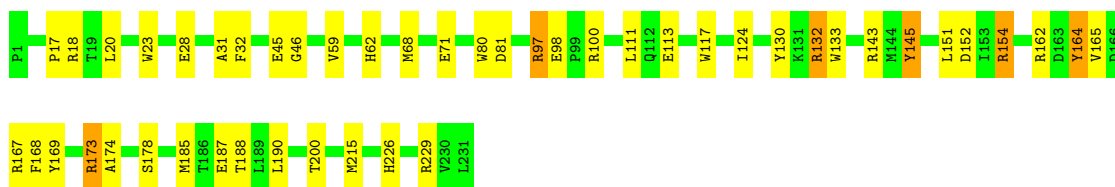
• Molecule 1: capsid protein

Chain kZ:  81% 18%




• Molecule 1: capsid protein

Chain l0:  80% 18%




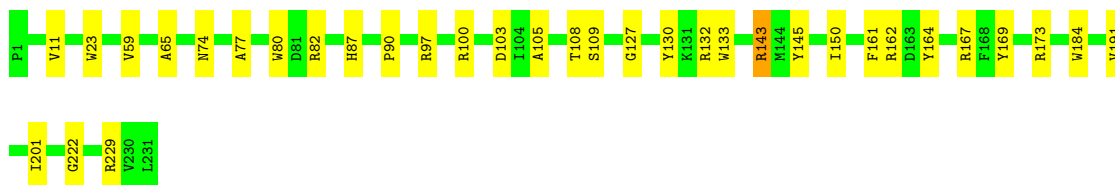
• Molecule 1: capsid protein

Chain l1:  83% 16%




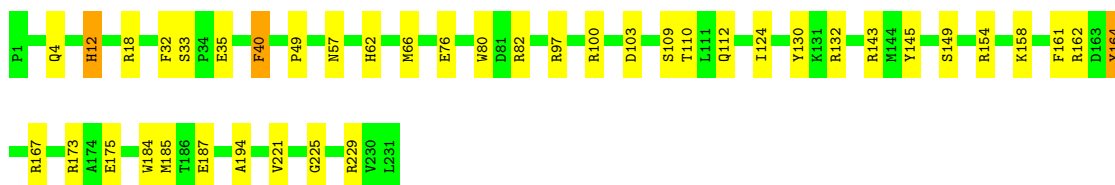
• Molecule 1: capsid protein

Chain l2:  85% 14%




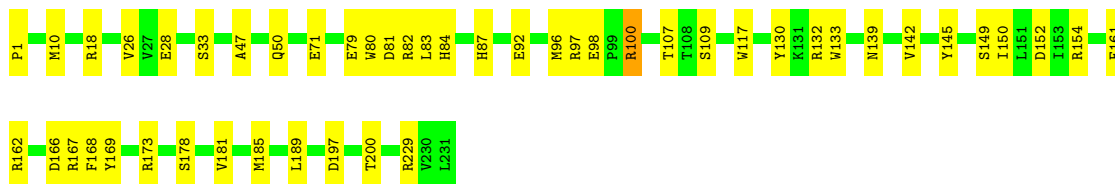
- Molecule 1: capsid protein

Chain l3:  82% 16%




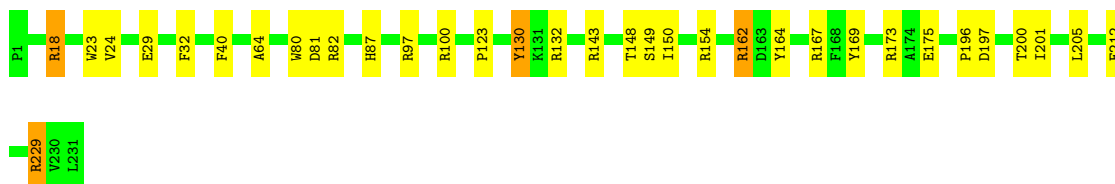
- Molecule 1: capsid protein

Chain l4:  79% 20%




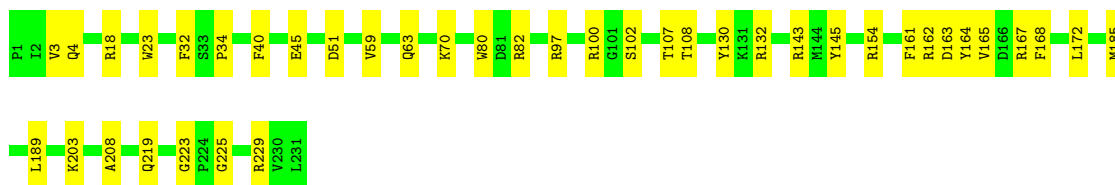
- Molecule 1: capsid protein

Chain l5:  85% 13%

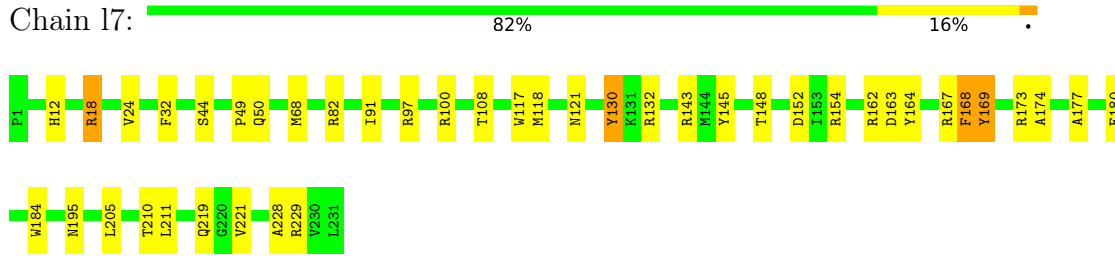


- Molecule 1: capsid protein

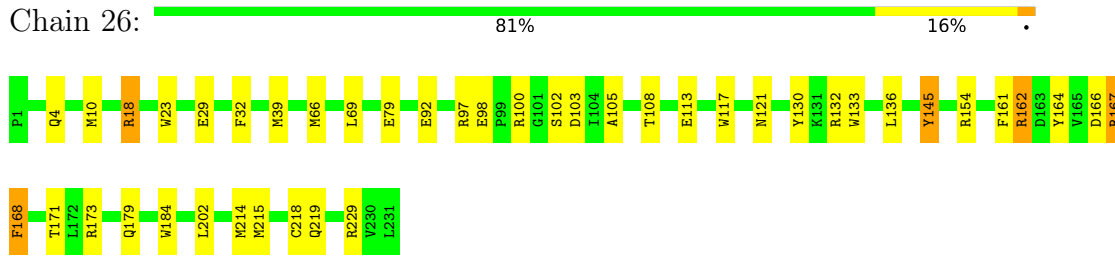
Chain l6:  83% 17%



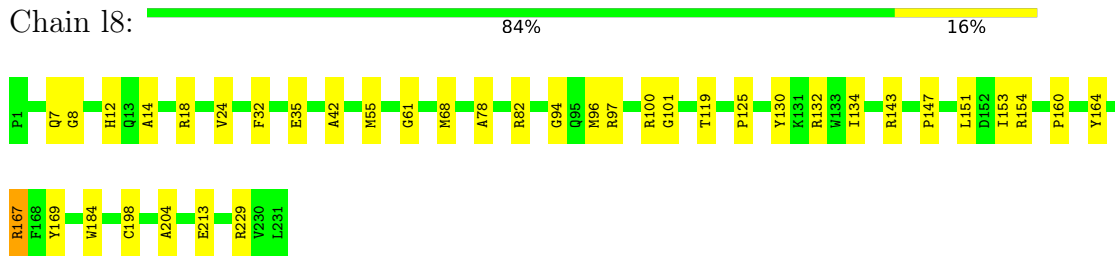
- Molecule 1: capsid protein



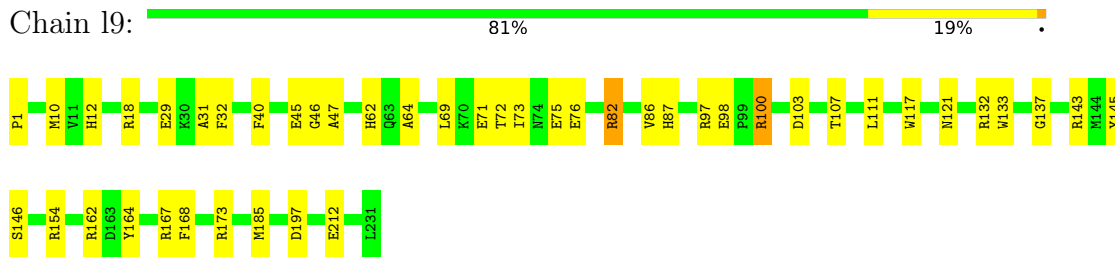
- Molecule 1: capsid protein



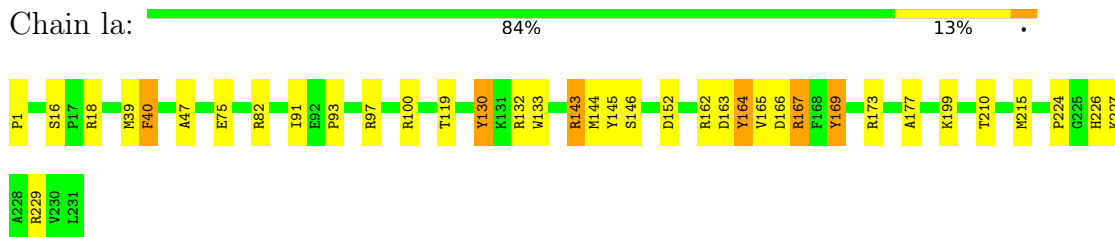
- Molecule 1: capsid protein



- Molecule 1: capsid protein

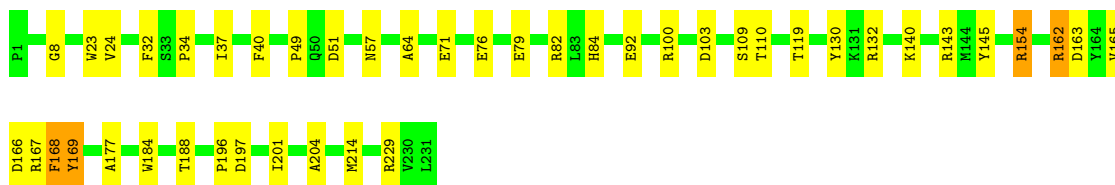


- Molecule 1: capsid protein

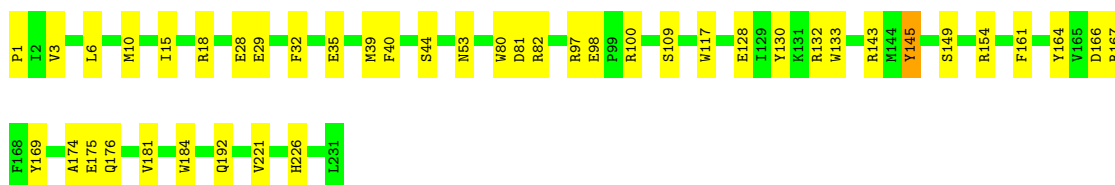
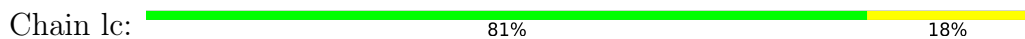


- Molecule 1: capsid protein

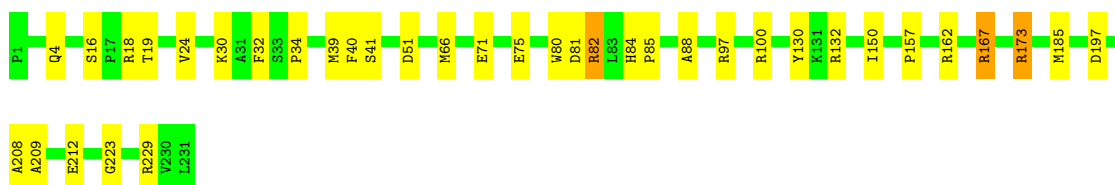
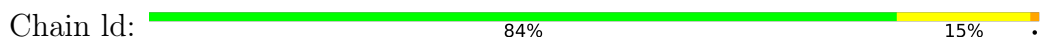




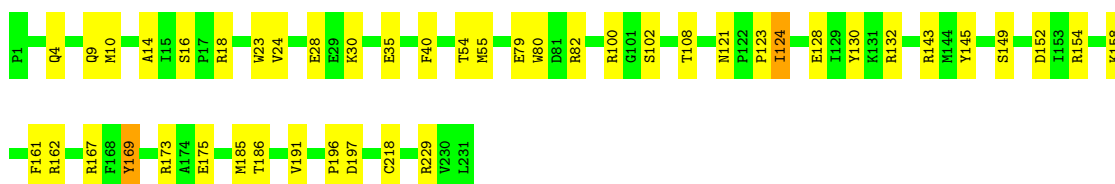
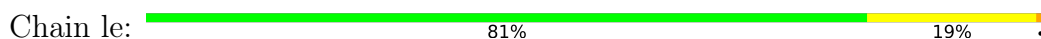
• Molecule 1: capsid protein



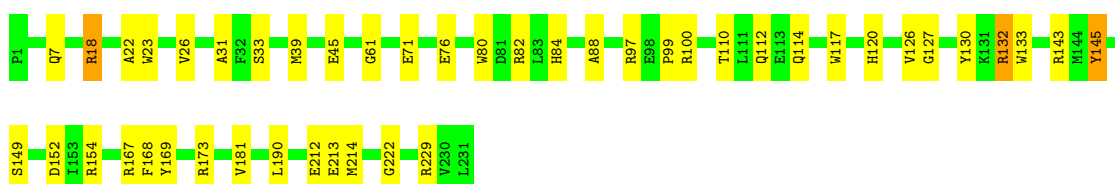
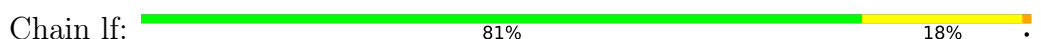
• Molecule 1: capsid protein




• Molecule 1: capsid protein

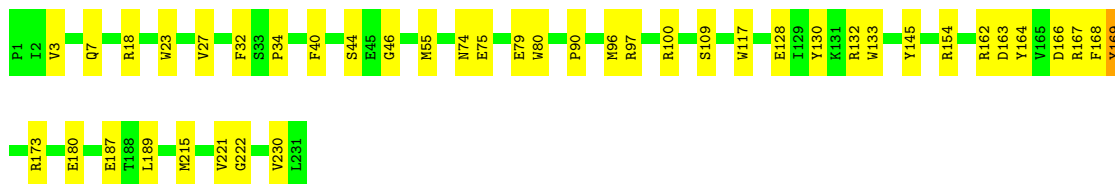


• Molecule 1: capsid protein




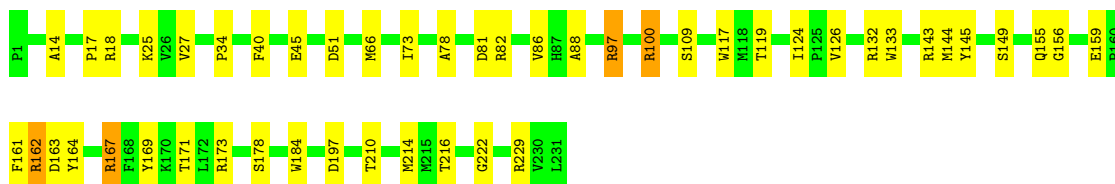
• Molecule 1: capsid protein

Chain lg:  82% 18%




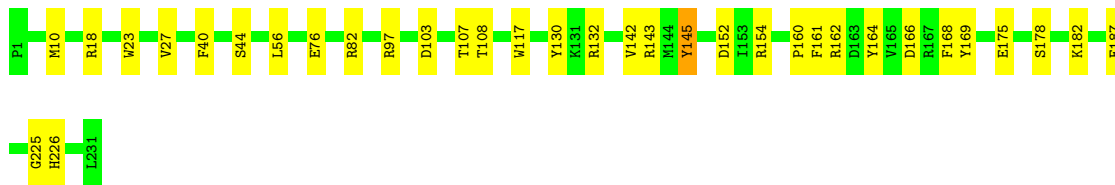
- Molecule 1: capsid protein

Chain lh:  79% 19% .




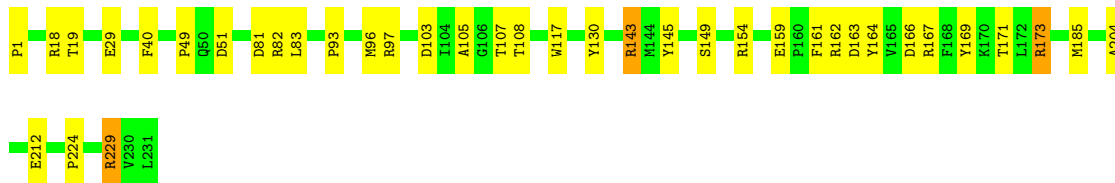
- Molecule 1: capsid protein

Chain 27:  85% 14%




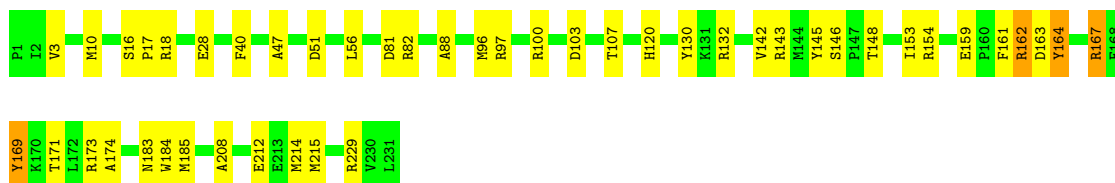
- Molecule 1: capsid protein

Chain li:  84% 15% .

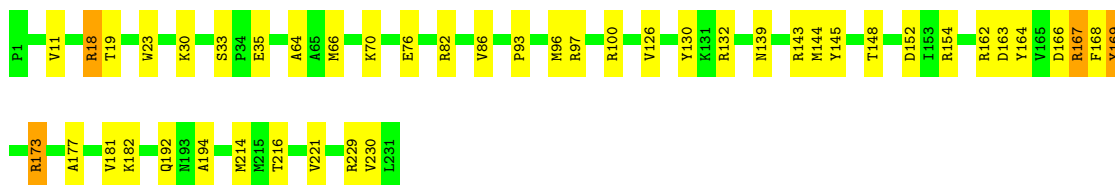
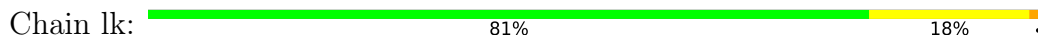


- Molecule 1: capsid protein

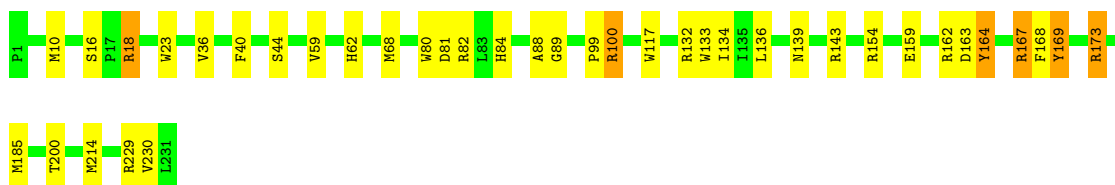
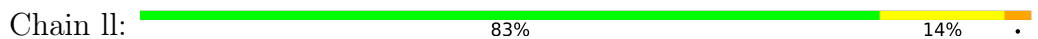
Chain lj:  80% 18% .



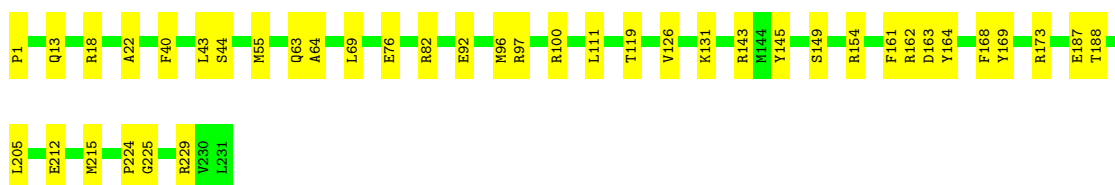
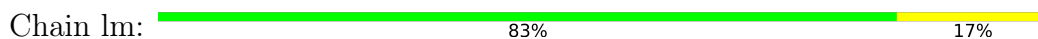
- Molecule 1: capsid protein



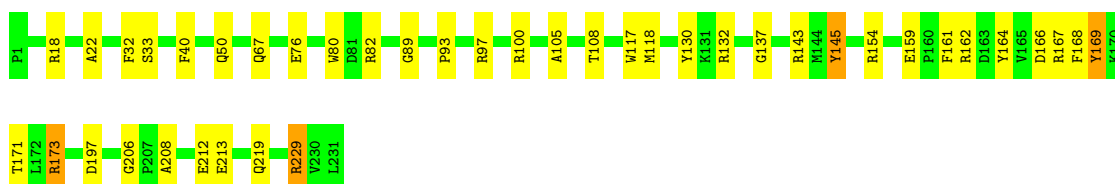
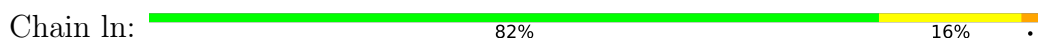
• Molecule 1: capsid protein



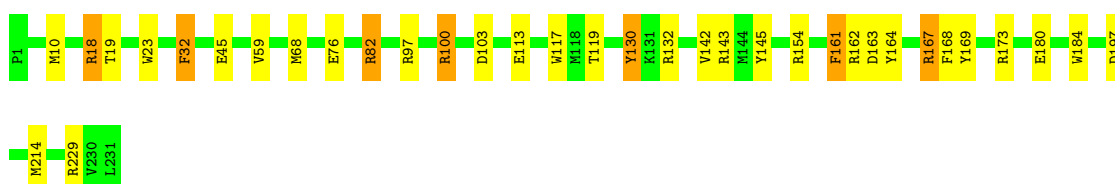
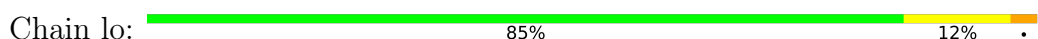
• Molecule 1: capsid protein




• Molecule 1: capsid protein

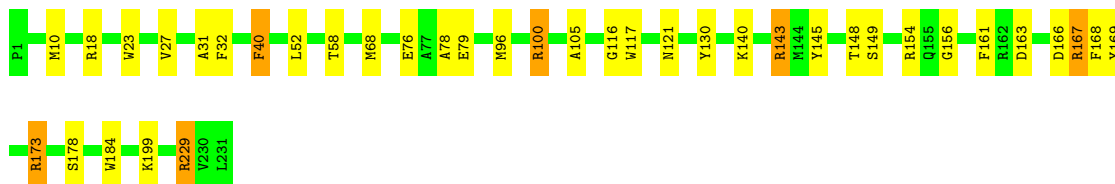


• Molecule 1: capsid protein




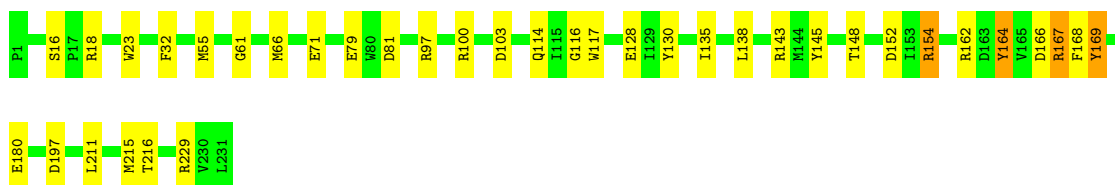
• Molecule 1: capsid protein

Chain lp:  84% 14%




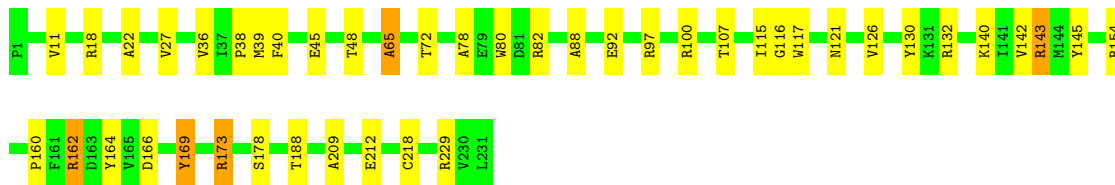
- Molecule 1: capsid protein

Chain lq:  84% 14%




- Molecule 1: capsid protein

Chain lr:  81% 17%




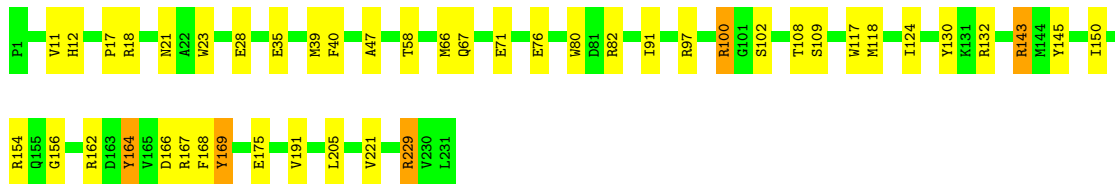
- Molecule 1: capsid protein

Chain 28:  81% 19%

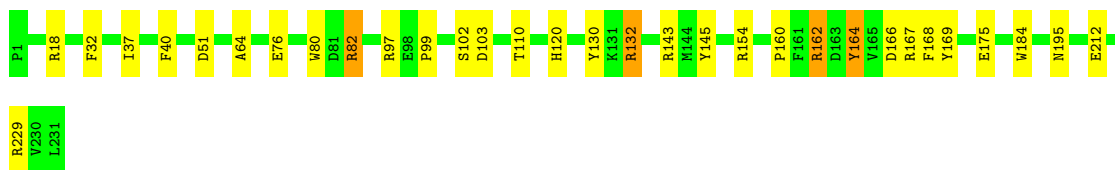
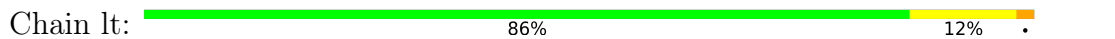


- Molecule 1: capsid protein

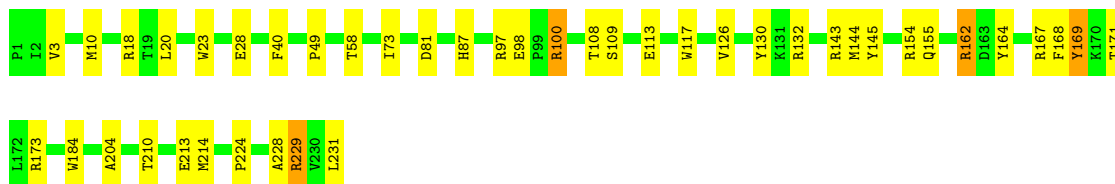
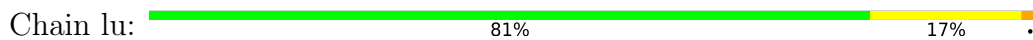
Chain ls:  81% 17%



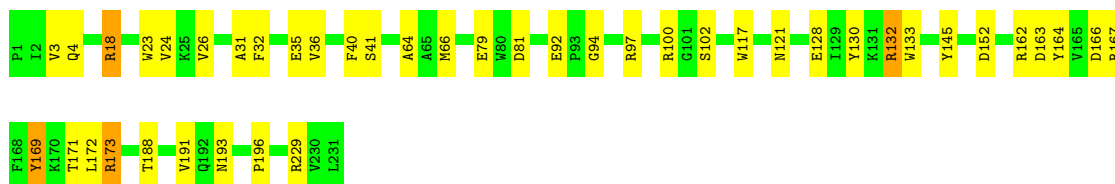
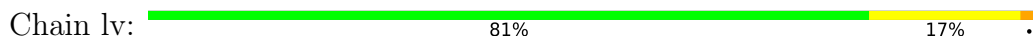
- Molecule 1: capsid protein



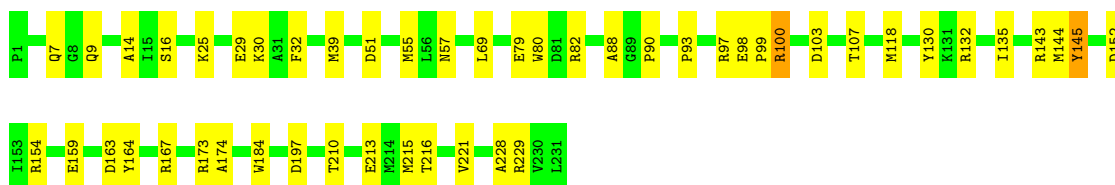
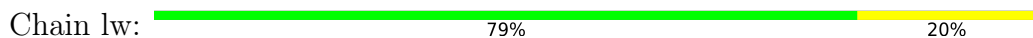
• Molecule 1: capsid protein



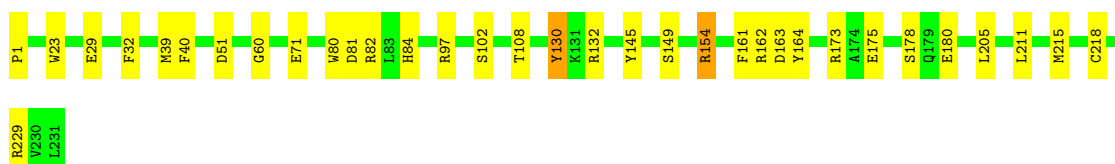
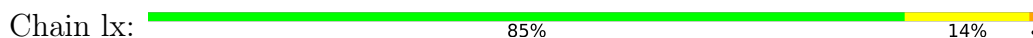
• Molecule 1: capsid protein




• Molecule 1: capsid protein

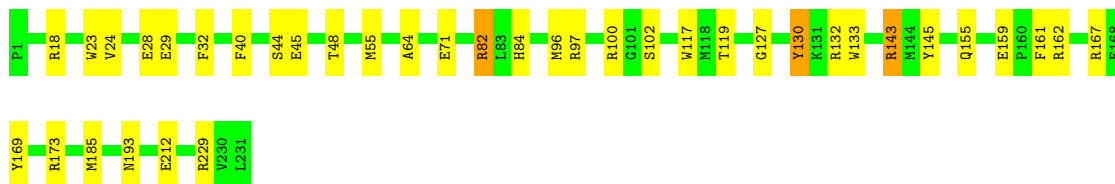


• Molecule 1: capsid protein




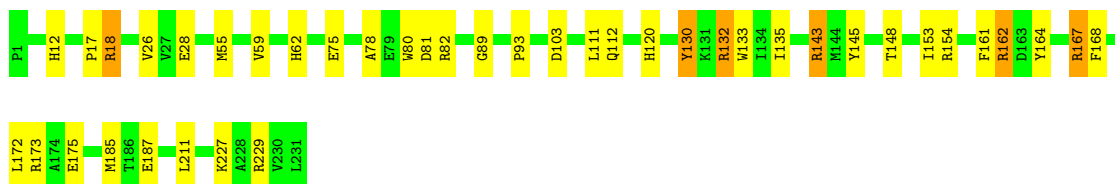
• Molecule 1: capsid protein

Chain ly:  84% 15%




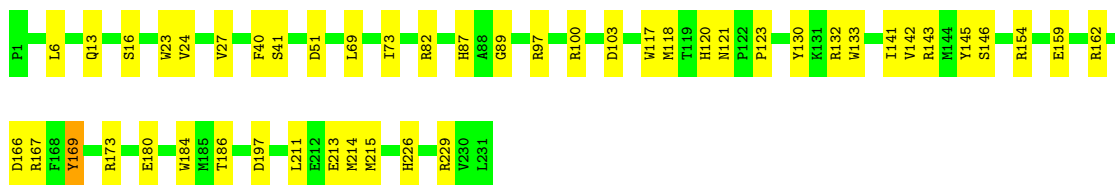
• Molecule 1: capsid protein

Chain lz:  82% 15%




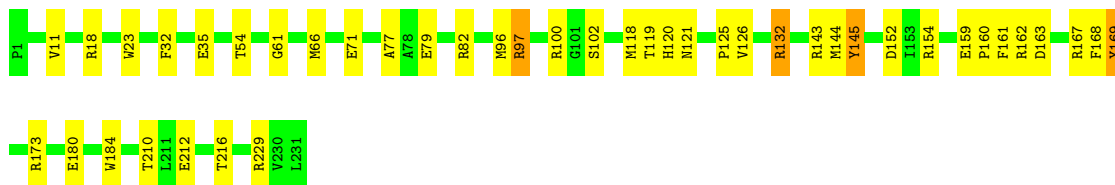
• Molecule 1: capsid protein

Chain lA:  80% 20%




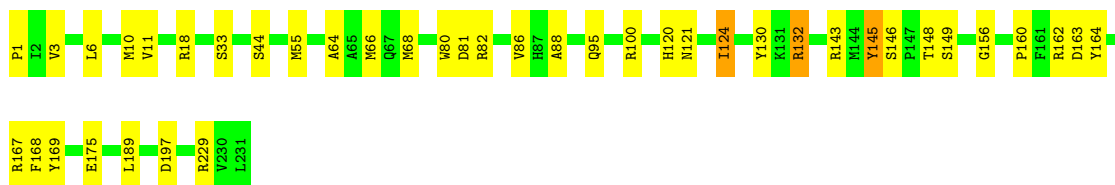
• Molecule 1: capsid protein

Chain lB:  81% 17%

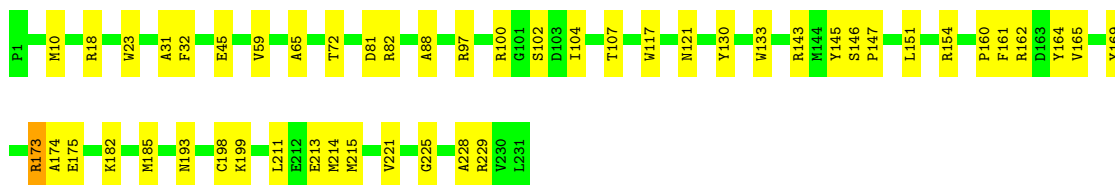
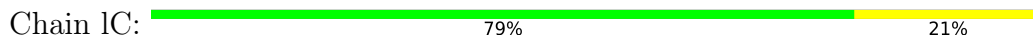


• Molecule 1: capsid protein

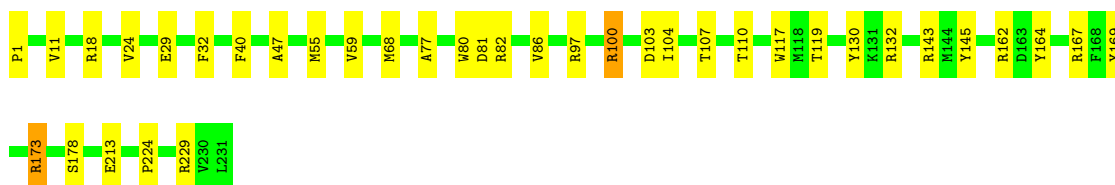
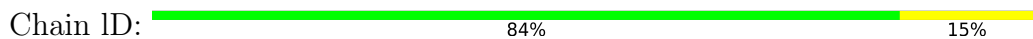
Chain 29:  82% 16%



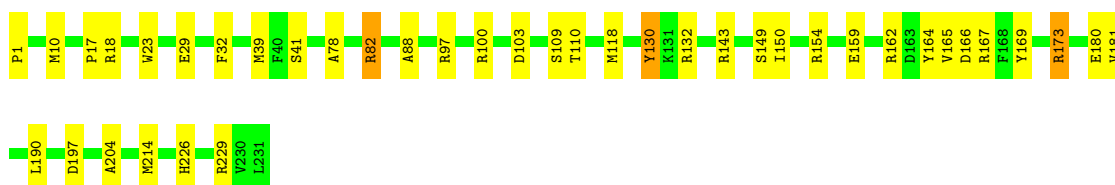
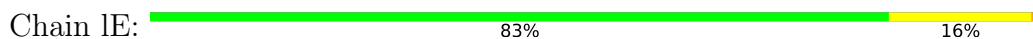
• Molecule 1: capsid protein



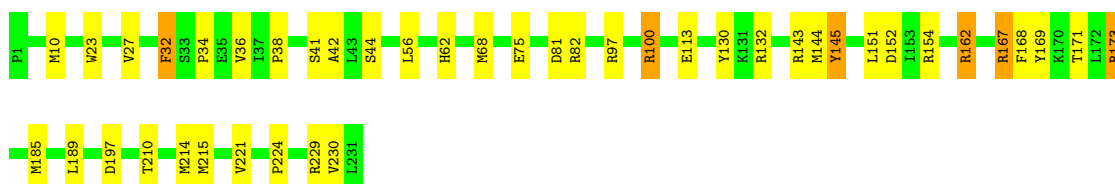
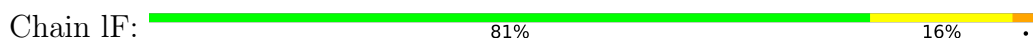
• Molecule 1: capsid protein



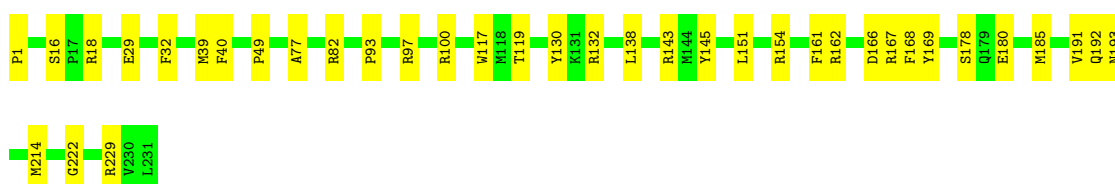
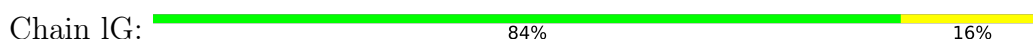
• Molecule 1: capsid protein




• Molecule 1: capsid protein

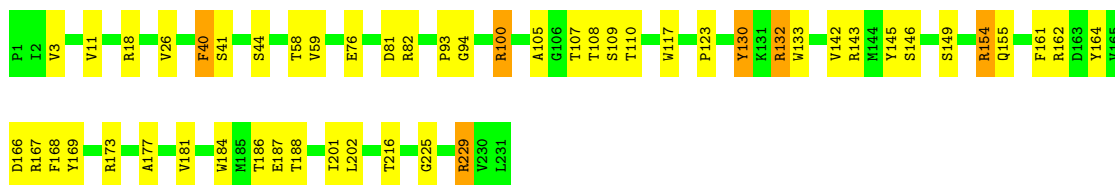


• Molecule 1: capsid protein




• Molecule 1: capsid protein

Chain IH:  78% 19%




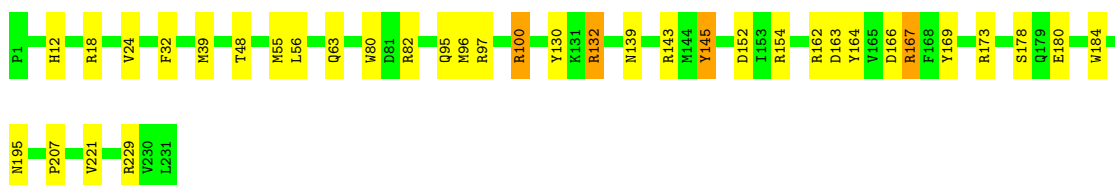
• Molecule 1: capsid protein

Chain II:  81% 17%




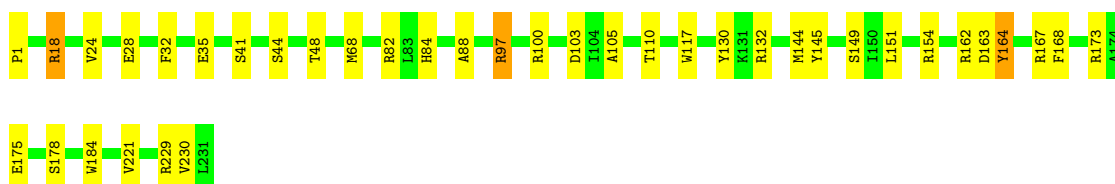
• Molecule 1: capsid protein

Chain IJ:  84% 14%




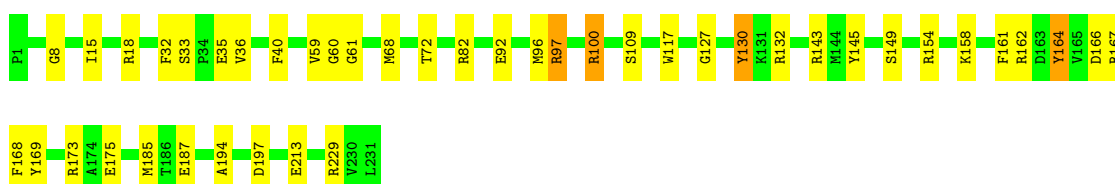
• Molecule 1: capsid protein

Chain IK:  84% 15%




• Molecule 1: capsid protein

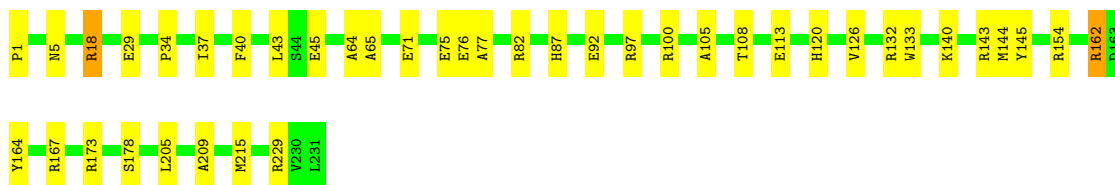
Chain IL:  81% 17%




• Molecule 1: capsid protein

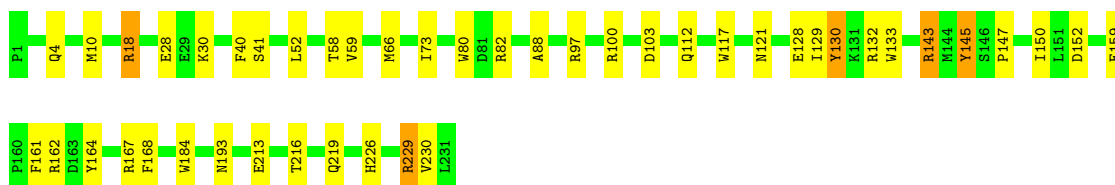


Chain 2a:  82% 17%




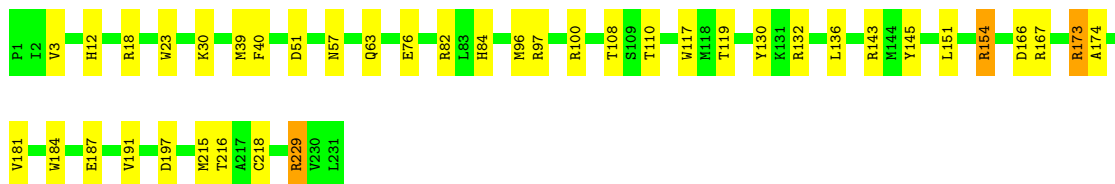
- Molecule 1: capsid protein

Chain 1M:  81% 17%




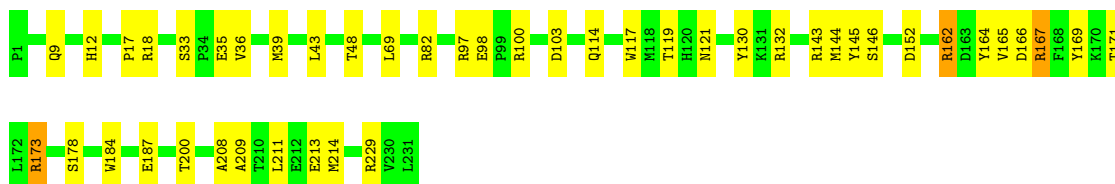
- Molecule 1: capsid protein

Chain 1N:  83% 16%



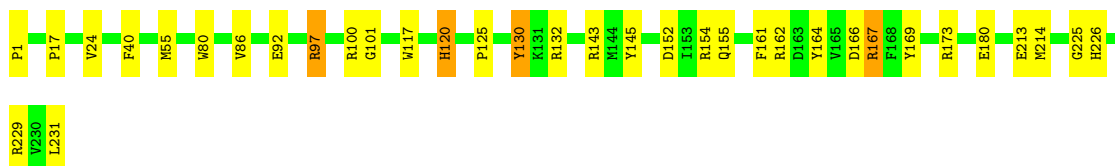
- Molecule 1: capsid protein

Chain 1O:  81% 18%




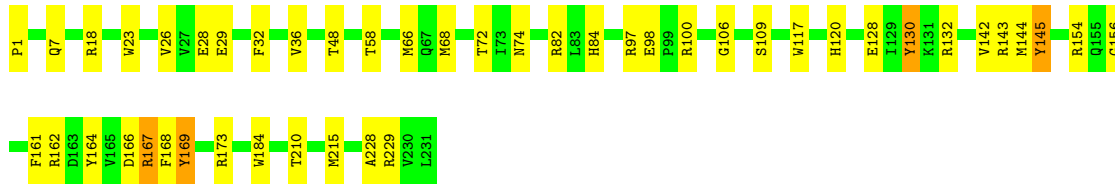
- Molecule 1: capsid protein

Chain 1P:  85% 13%




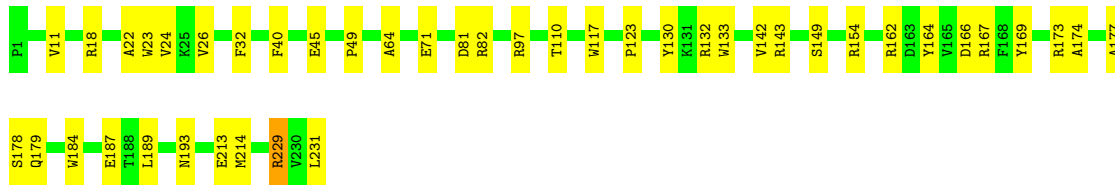
- Molecule 1: capsid protein

Chain IQ:  80% 18%




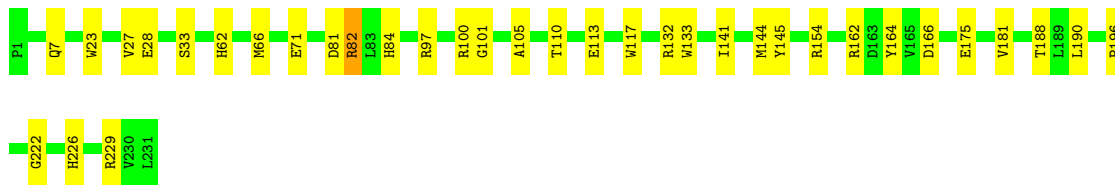
- Molecule 1: capsid protein

Chain IR:  81% 18%




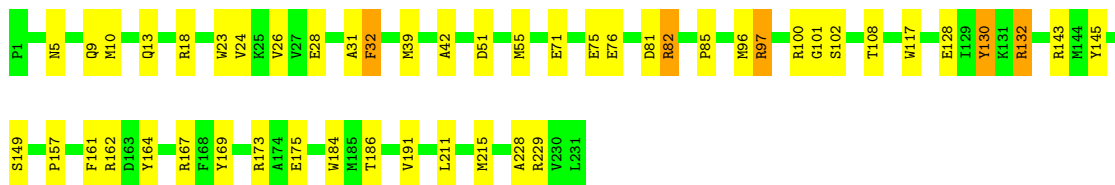
- Molecule 1: capsid protein

Chain 2b:  85% 15%




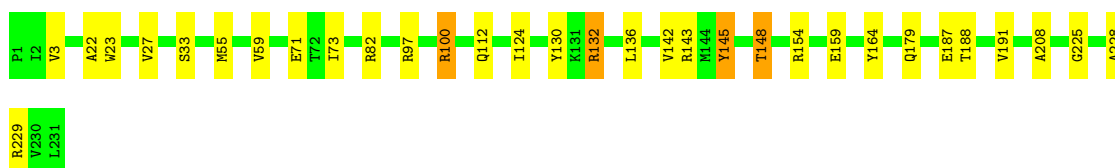
- Molecule 1: capsid protein

Chain 2c:  79% 19%

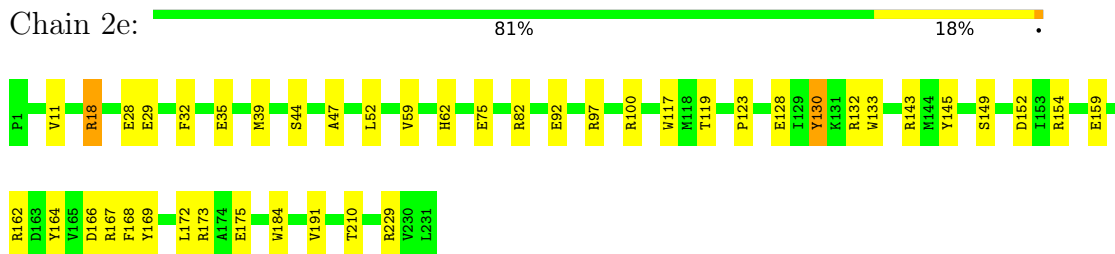


- Molecule 1: capsid protein

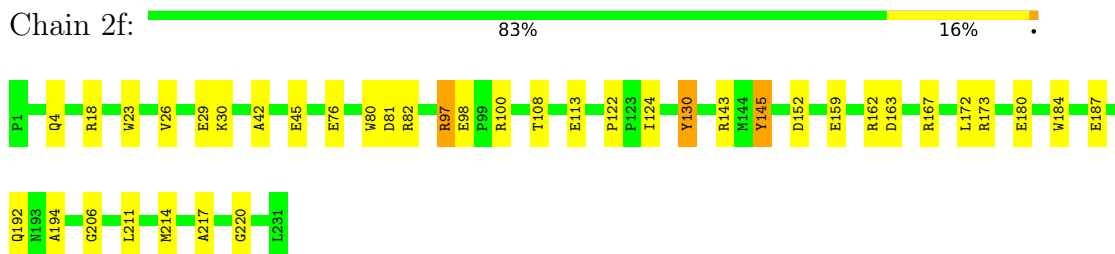
Chain 2d:  86% 12%



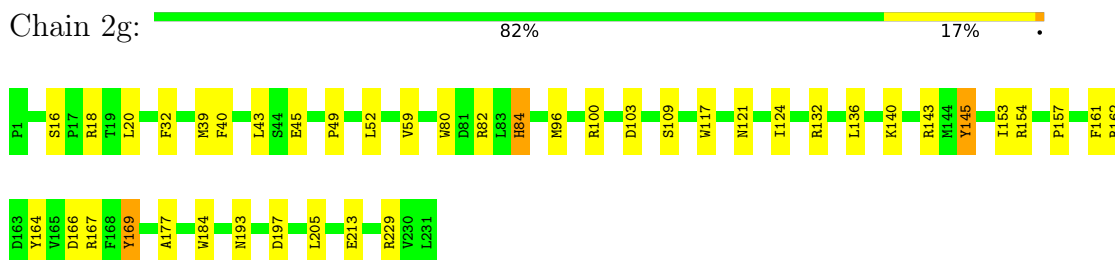
- Molecule 1: capsid protein



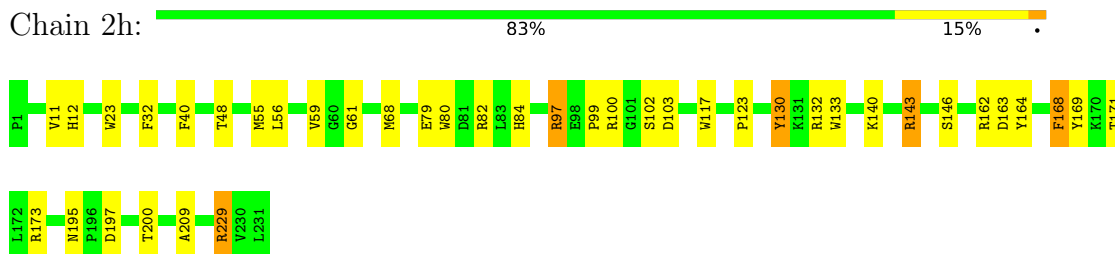
- Molecule 1: capsid protein



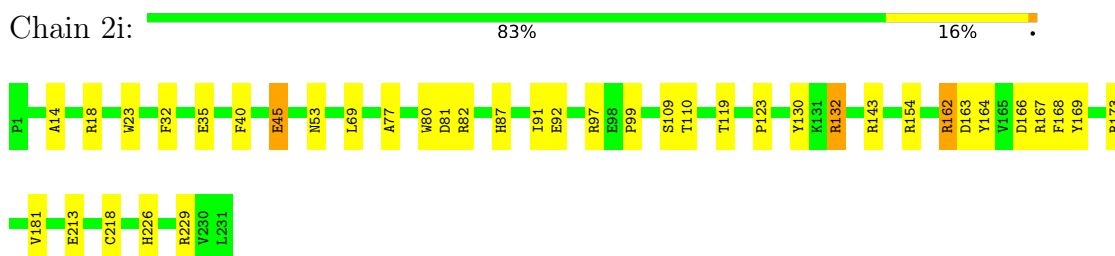
- Molecule 1: capsid protein




- Molecule 1: capsid protein

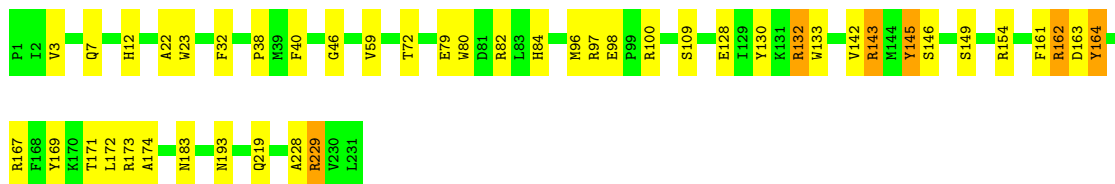


- Molecule 1: capsid protein




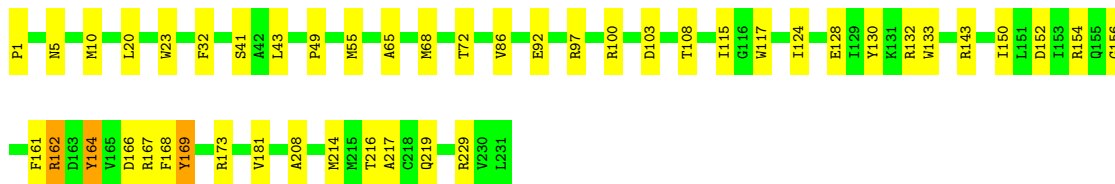
- Molecule 1: capsid protein

Chain 2j:  81% 17%




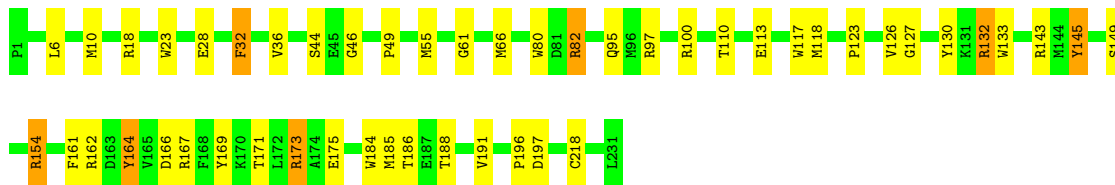
• Molecule 1: capsid protein

Chain 2k:  80% 19%




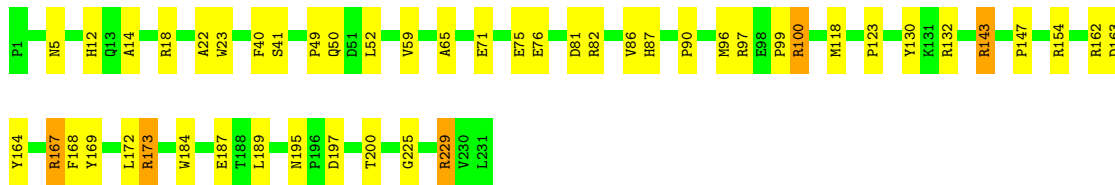
• Molecule 1: capsid protein

Chain 2l:  79% 18%




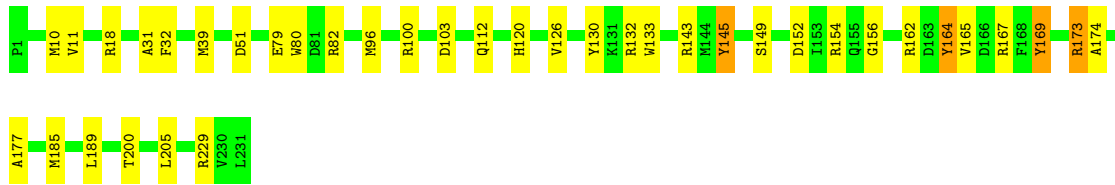
• Molecule 1: capsid protein

Chain 2m:  79% 19%




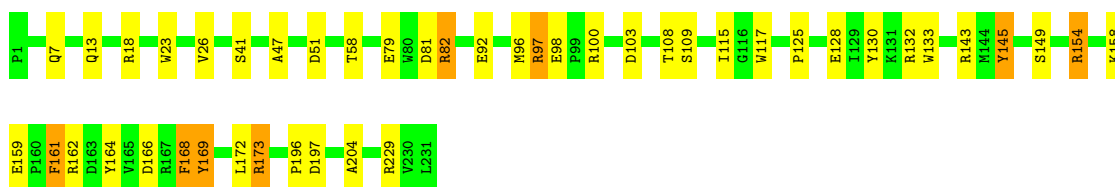
• Molecule 1: capsid protein

Chain 2n:  84% 15%




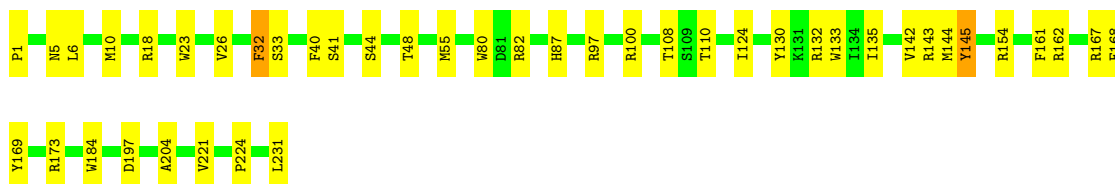
• Molecule 1: capsid protein

Chain 2o:  81% 16%




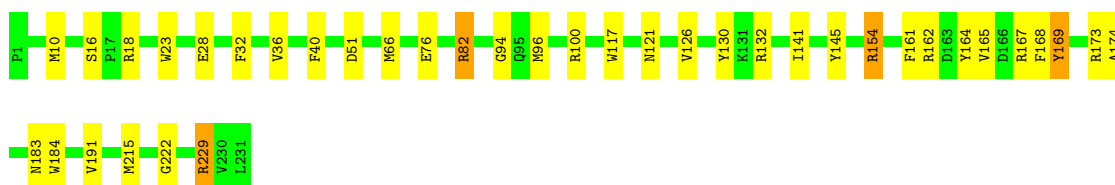
• Molecule 1: capsid protein

Chain 2p:  81% 18%




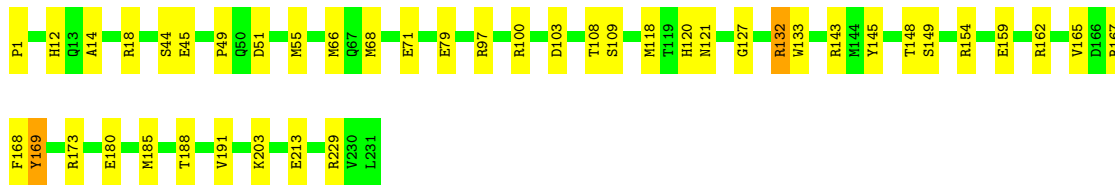
• Molecule 1: capsid protein

Chain 2q:  84% 15%




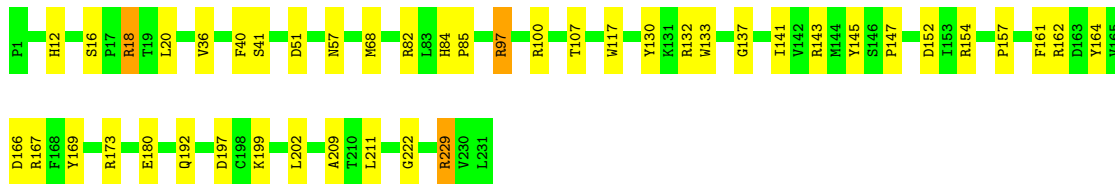
• Molecule 1: capsid protein

Chain 2r:  81% 18%




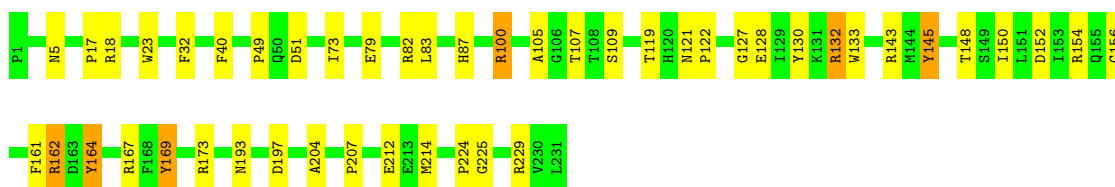
• Molecule 1: capsid protein

Chain 2s:  81% 18%




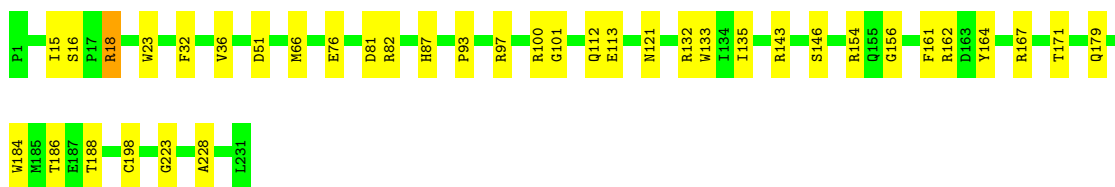
• Molecule 1: capsid protein

Chain 2t:  80% 18%




• Molecule 1: capsid protein

Chain 2u:  84% 16%




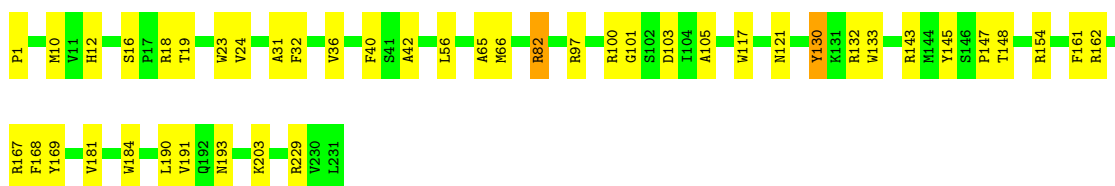
• Molecule 1: capsid protein

Chain 2v:  83% 15%




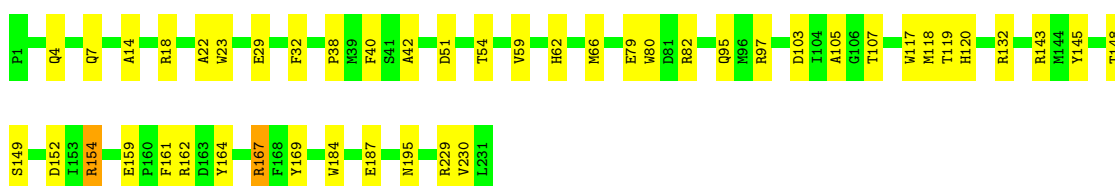
• Molecule 1: capsid protein

Chain 2w:  81% 18%




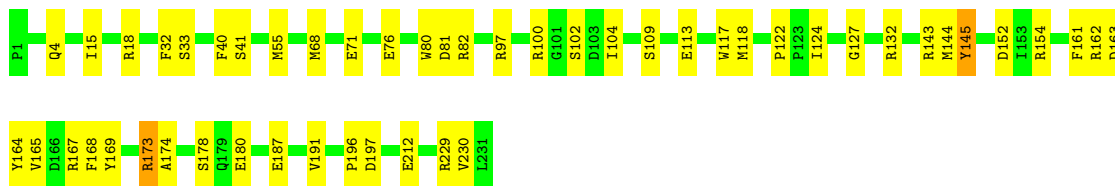
• Molecule 1: capsid protein

Chain 2x:  80% 19%




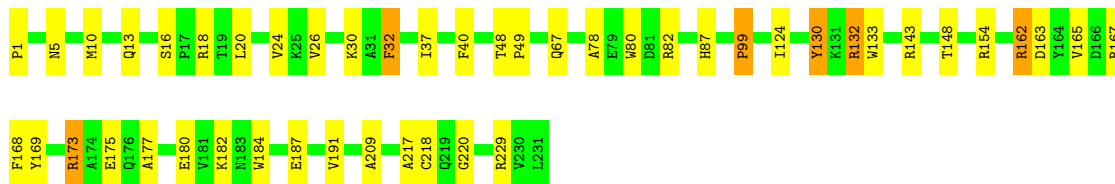
• Molecule 1: capsid protein

Chain 2y:  78% 21%




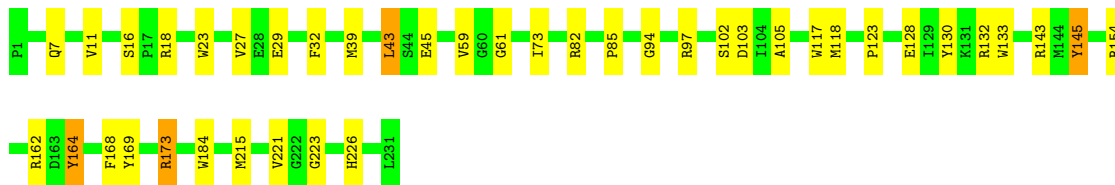
• Molecule 1: capsid protein

Chain 2z:  80% 18%




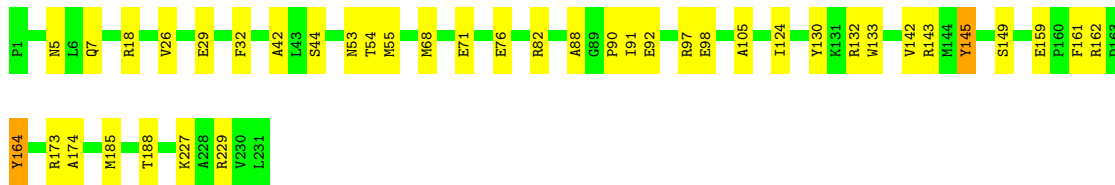
• Molecule 1: capsid protein

Chain 2A:  82% 16%




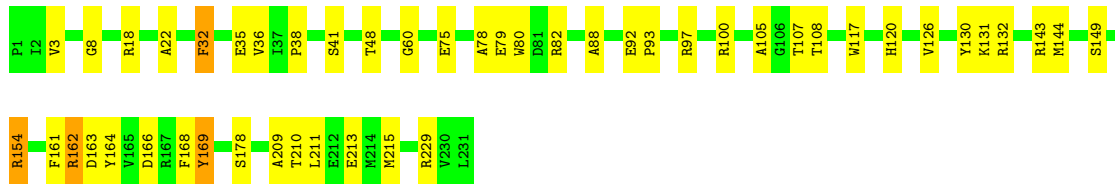
• Molecule 1: capsid protein

Chain 2B:  83% 16%




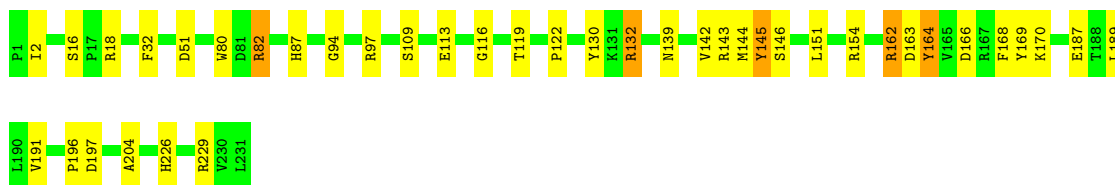
• Molecule 1: capsid protein

Chain 2C:  79% 19%




• Molecule 1: capsid protein

Chain 2D:  83% 15%




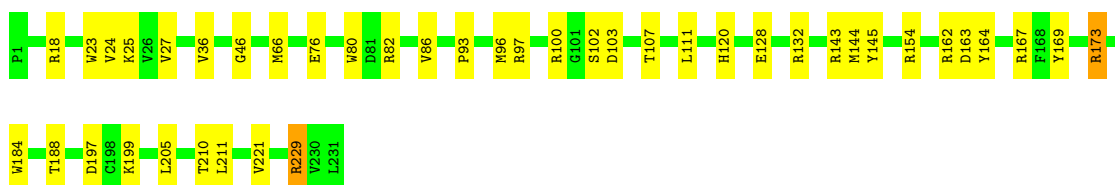
• Molecule 1: capsid protein

Chain 2E:  82% 16%




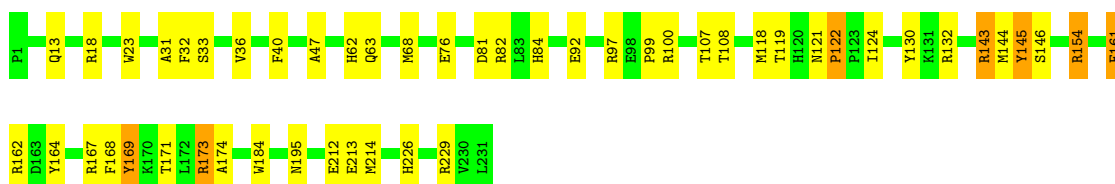
• Molecule 1: capsid protein

Chain 2F:  82% 17%




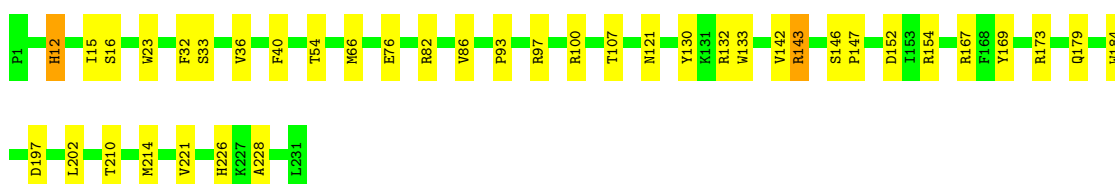
• Molecule 1: capsid protein

Chain 2G:  78% 19%




• Molecule 1: capsid protein

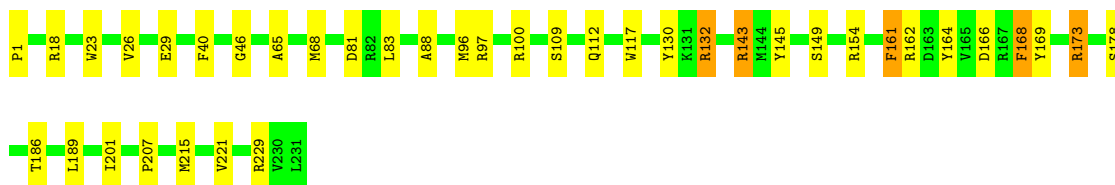
Chain 2H:  83% 16%




• Molecule 1: capsid protein

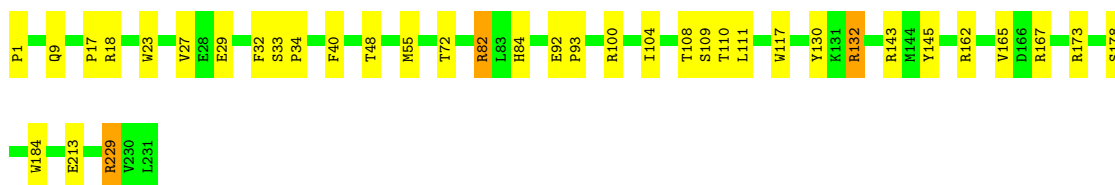


Chain 2I:  83% 15%




- Molecule 1: capsid protein

Chain 2J:  84% 15%




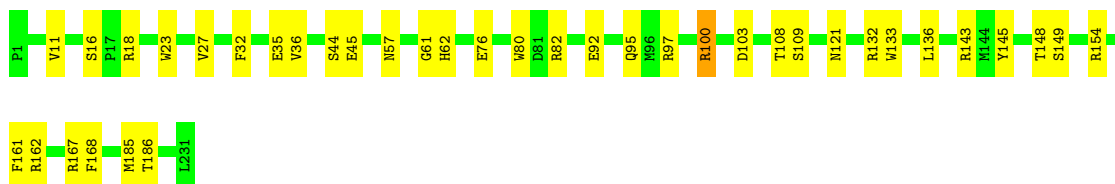
- Molecule 1: capsid protein

Chain 2K:  81% 17%




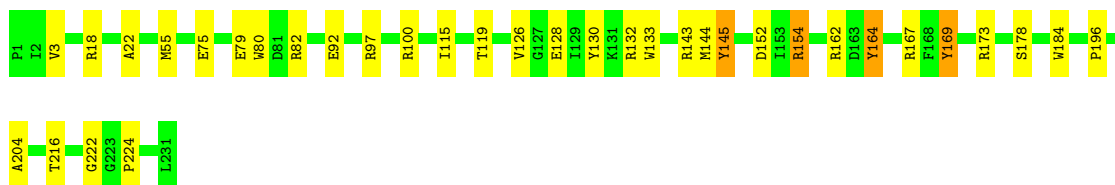
- Molecule 1: capsid protein

Chain 2L:  84% 16%

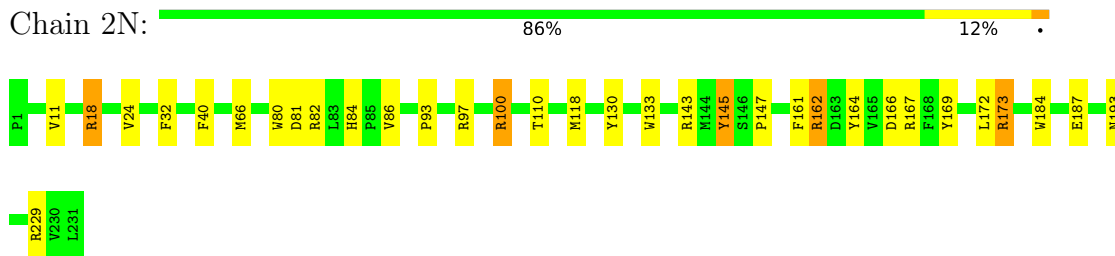


- Molecule 1: capsid protein

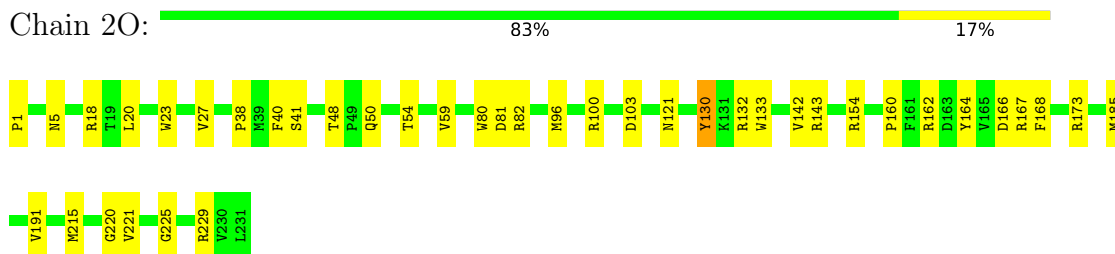
Chain 2M:  85% 13%



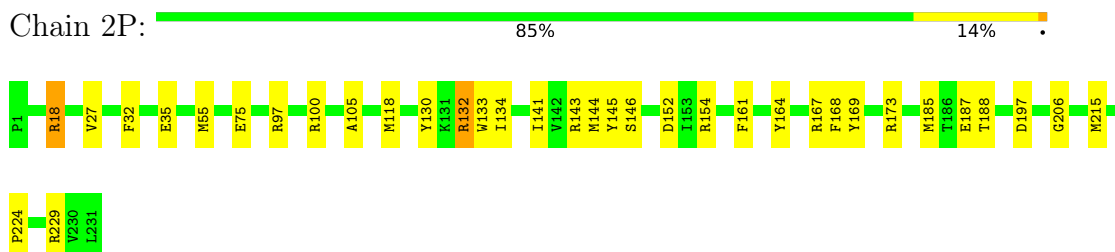
- Molecule 1: capsid protein



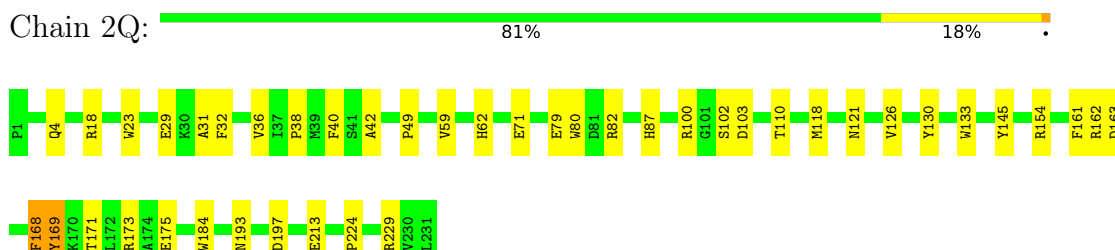
• Molecule 1: capsid protein



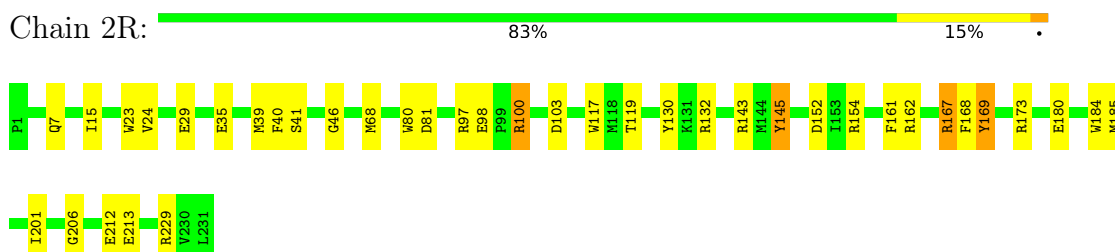
• Molecule 1: capsid protein




• Molecule 1: capsid protein

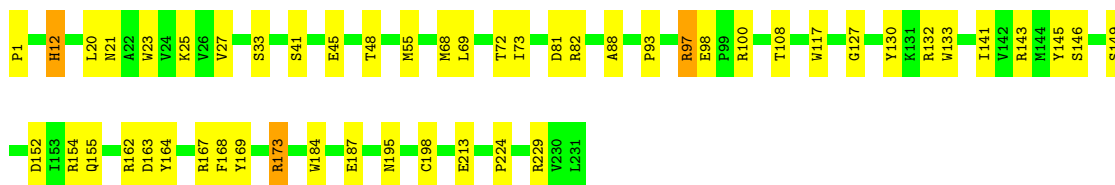


• Molecule 1: capsid protein




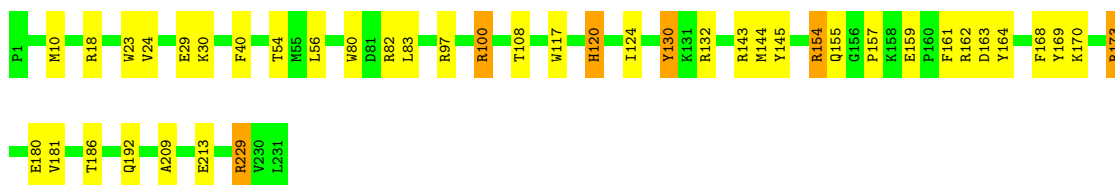
• Molecule 1: capsid protein

Chain 2S:  78% 21%




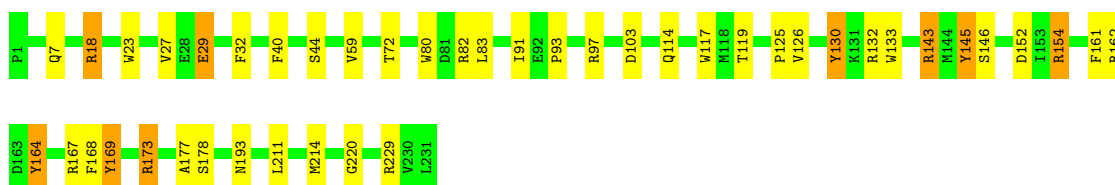
• Molecule 1: capsid protein

Chain 2T:  82% 16%




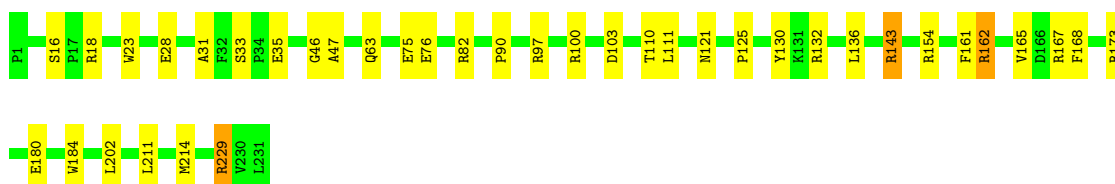
• Molecule 1: capsid protein

Chain 2U:  81% 15%



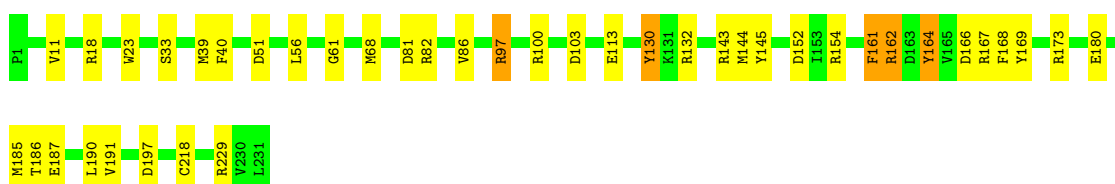
• Molecule 1: capsid protein

Chain 2V:  84% 15%

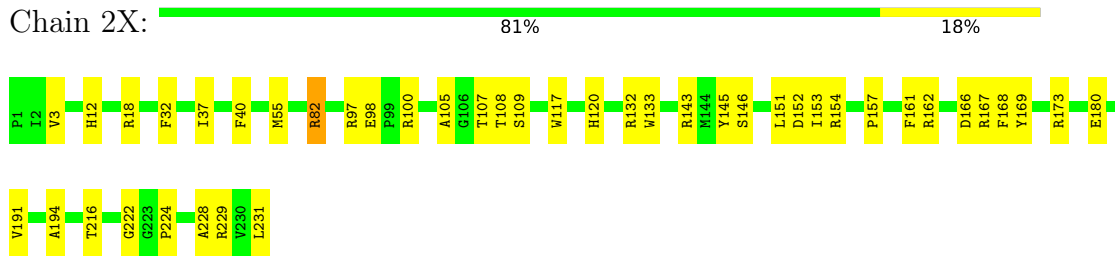


• Molecule 1: capsid protein

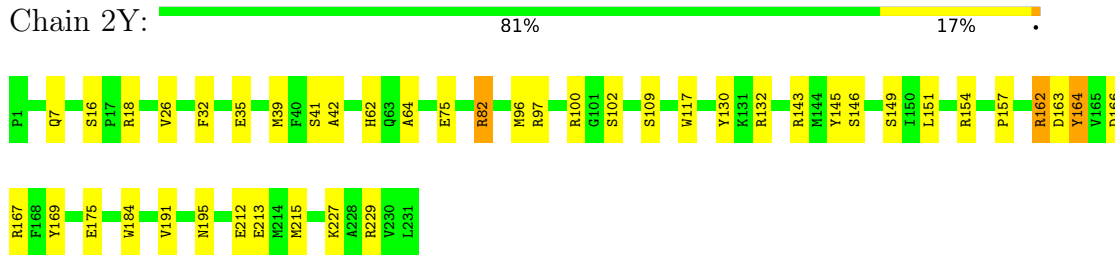
Chain 2W:  82% 16%



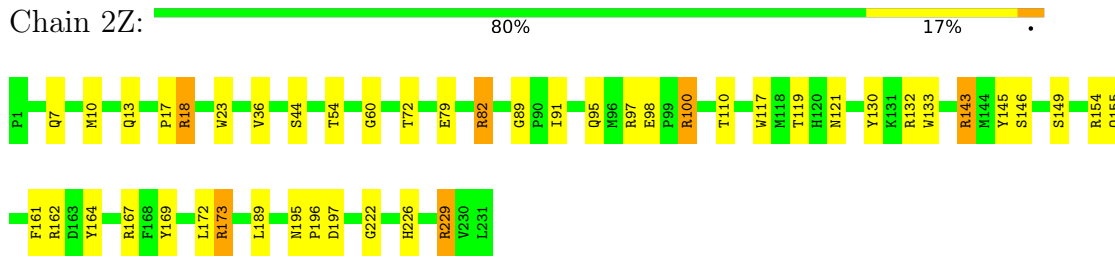
• Molecule 1: capsid protein



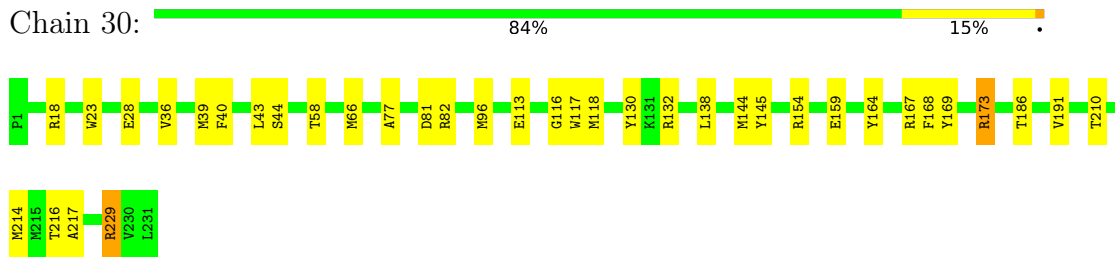
• Molecule 1: capsid protein



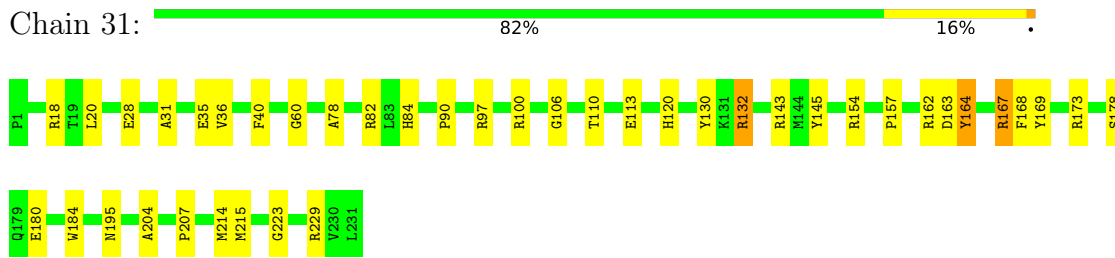
• Molecule 1: capsid protein




• Molecule 1: capsid protein

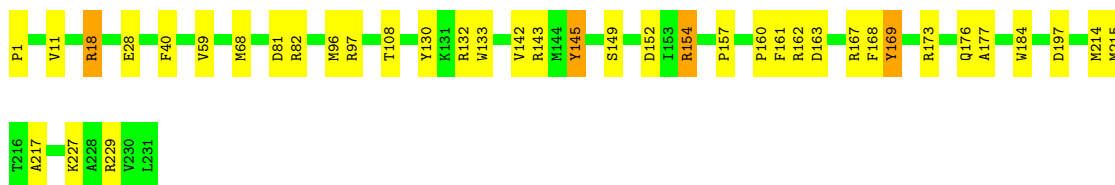


• Molecule 1: capsid protein




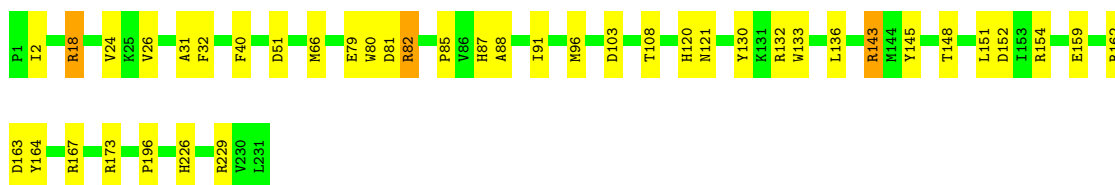
• Molecule 1: capsid protein

Chain 32:  83% 15%




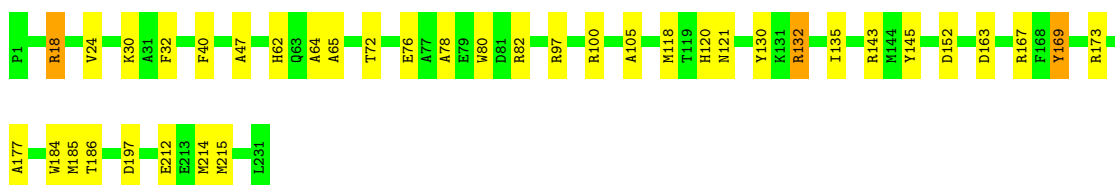
• Molecule 1: capsid protein

Chain 33:  82% 16%




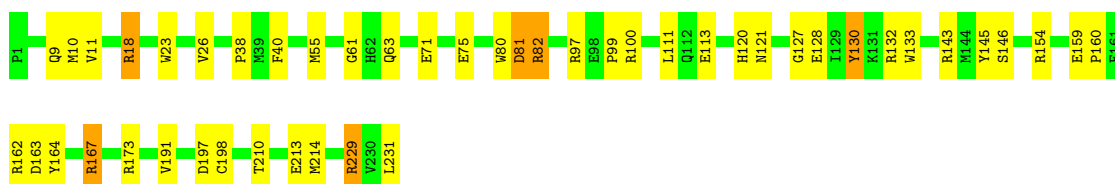
• Molecule 1: capsid protein

Chain 34:  84% 15%




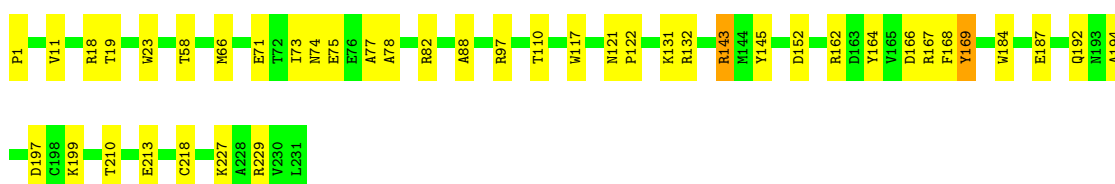
• Molecule 1: capsid protein

Chain 35:  80% 18%




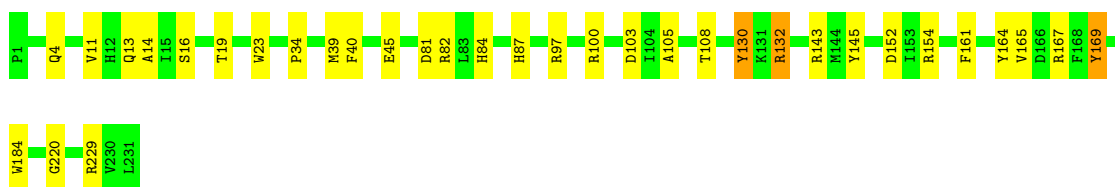
• Molecule 1: capsid protein

Chain 36:  82% 17%




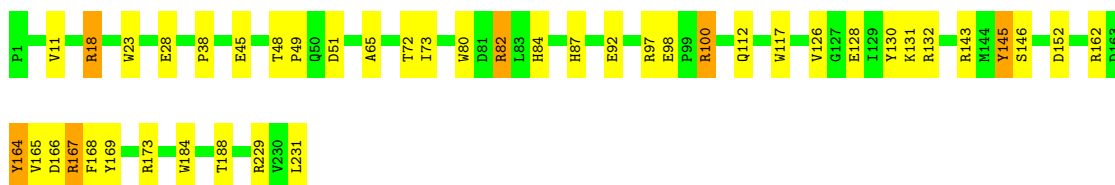
• Molecule 1: capsid protein

Chain 37:  85% 13%




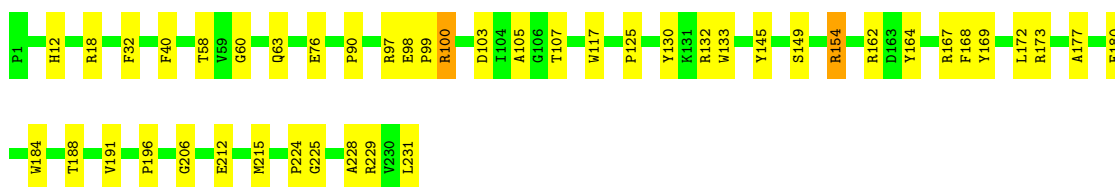
- Molecule 1: capsid protein

Chain 38:  81% 16%




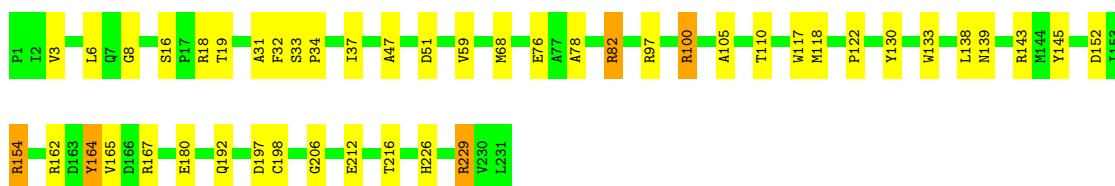
- Molecule 1: capsid protein

Chain 39:  81% 19%




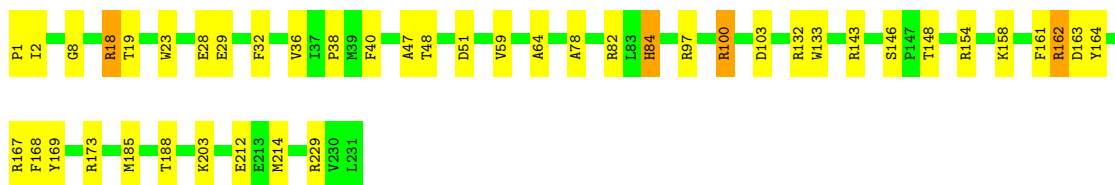
- Molecule 1: capsid protein

Chain 3a:  80% 18%



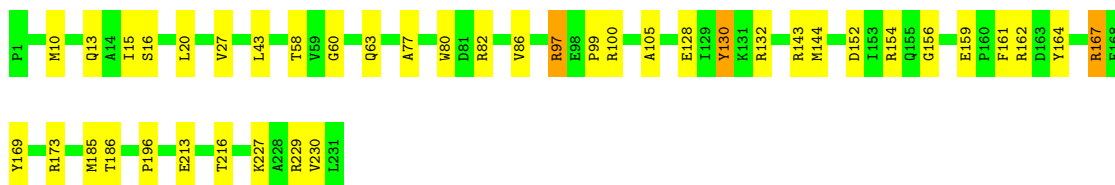
- Molecule 1: capsid protein

Chain 3b:  81% 17%




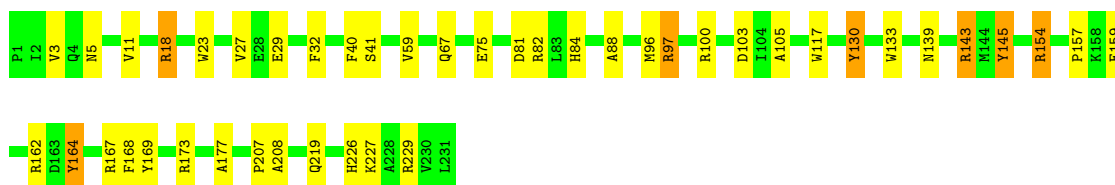
- Molecule 1: capsid protein

Chain 3c:  82% 16%




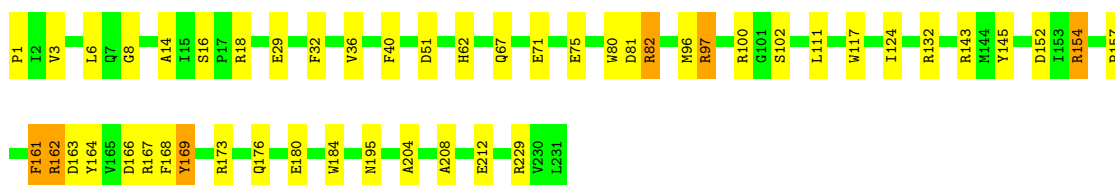
- Molecule 1: capsid protein

Chain 3d:  81% 16%




- Molecule 1: capsid protein

Chain 3e:  79% 19%




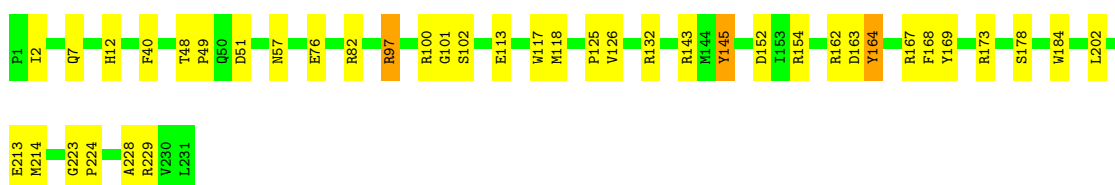
- Molecule 1: capsid protein

Chain 3f:  80% 19%




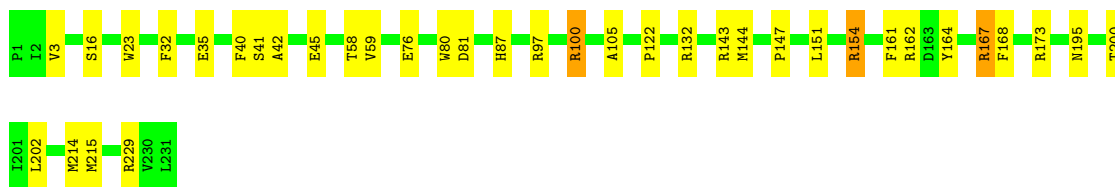
- Molecule 1: capsid protein

Chain 3g:  83% 16%




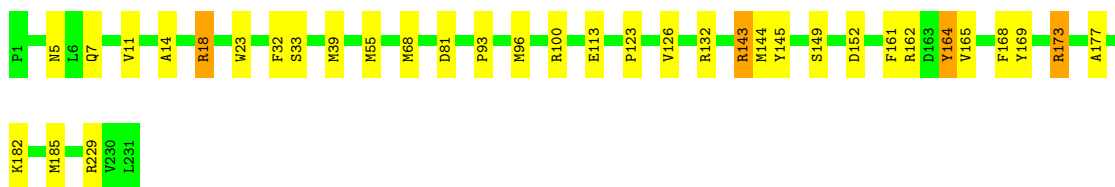
- Molecule 1: capsid protein

Chain 3h:  84% 15%




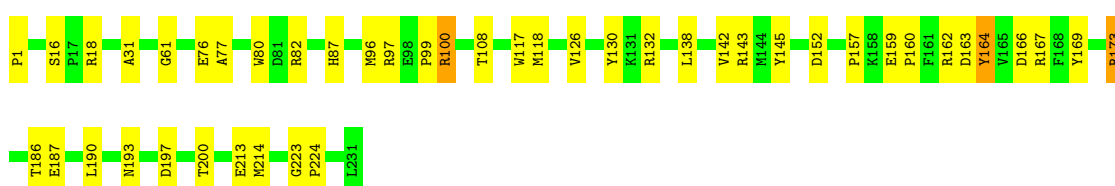
• Molecule 1: capsid protein

Chain 3i:  85% 13%




• Molecule 1: capsid protein

Chain 3j:  81% 18%




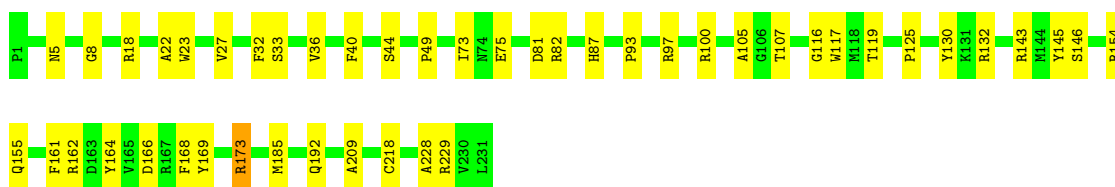
• Molecule 1: capsid protein

Chain 3k:  80% 19%



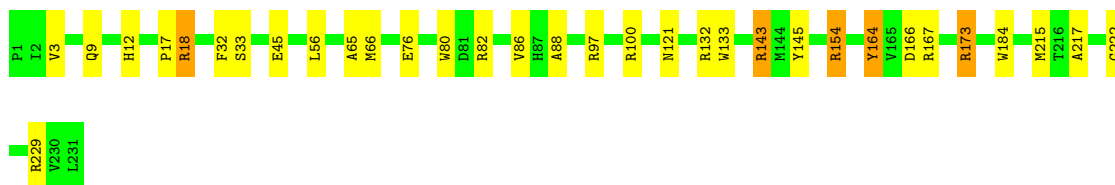
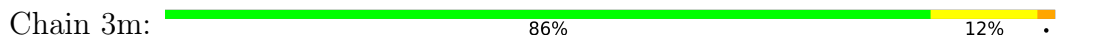
• Molecule 1: capsid protein

Chain 3l:  80% 19%

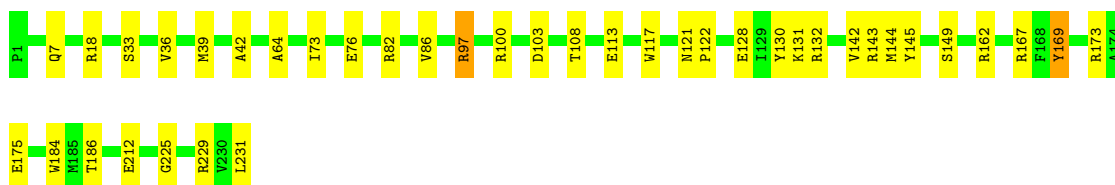
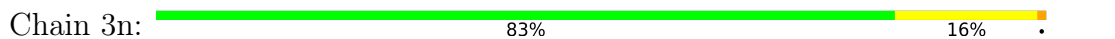


• Molecule 1: capsid protein

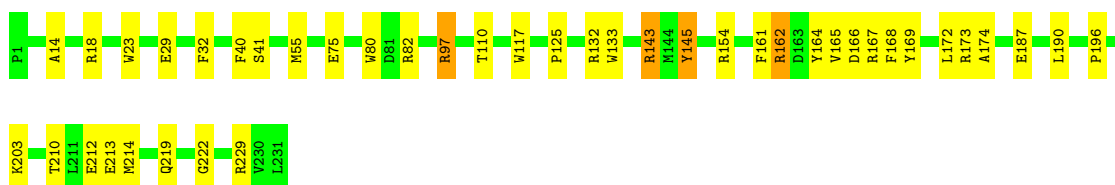




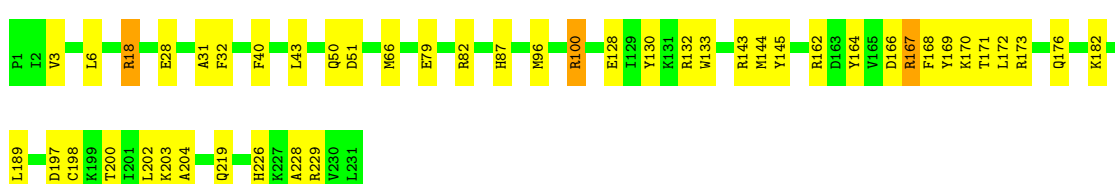
• Molecule 1: capsid protein



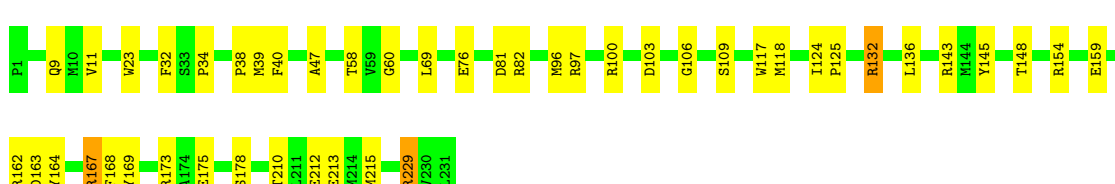
• Molecule 1: capsid protein



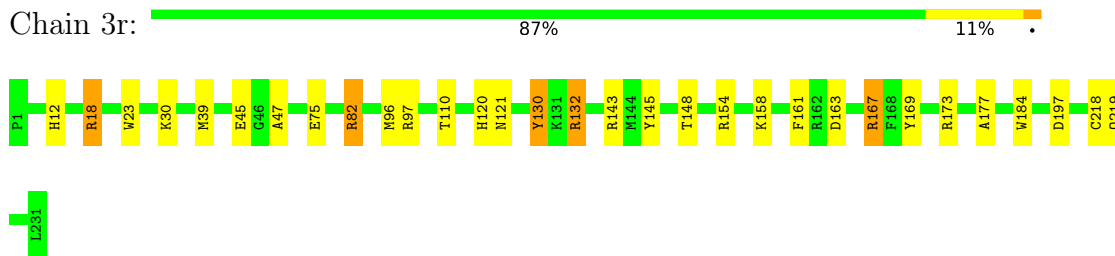
• Molecule 1: capsid protein



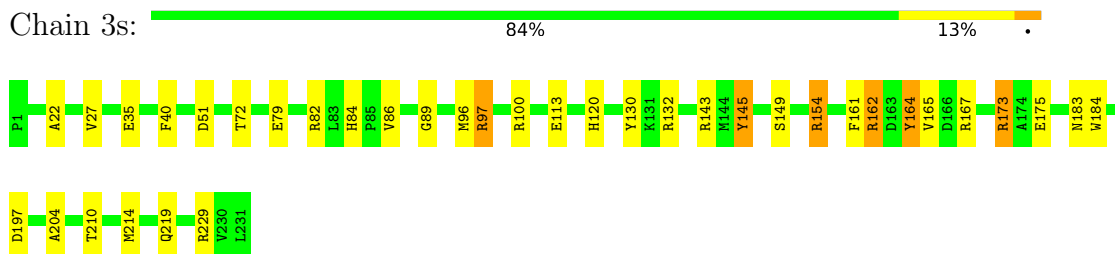
• Molecule 1: capsid protein



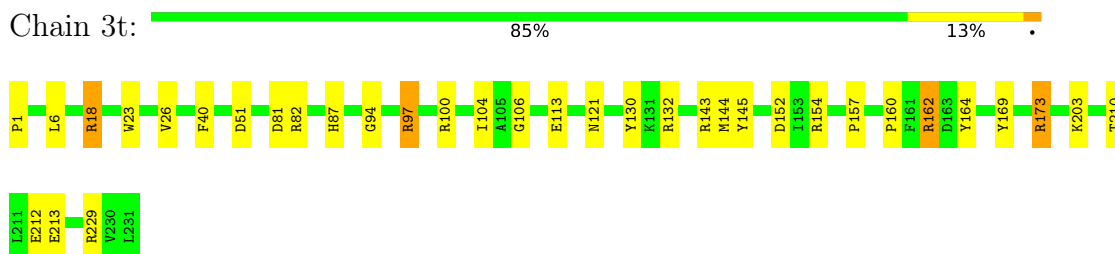
• Molecule 1: capsid protein



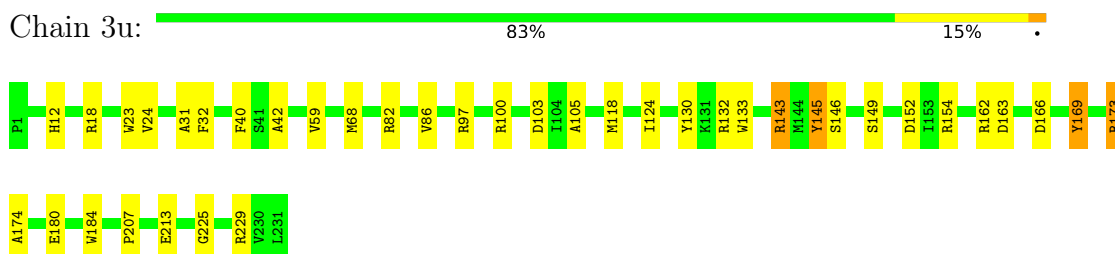
• Molecule 1: capsid protein



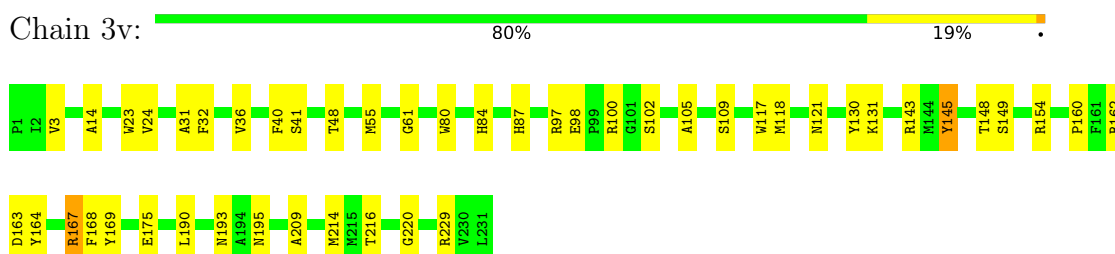
• Molecule 1: capsid protein




• Molecule 1: capsid protein

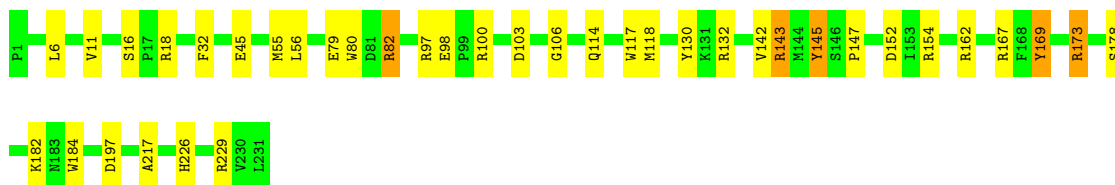


• Molecule 1: capsid protein




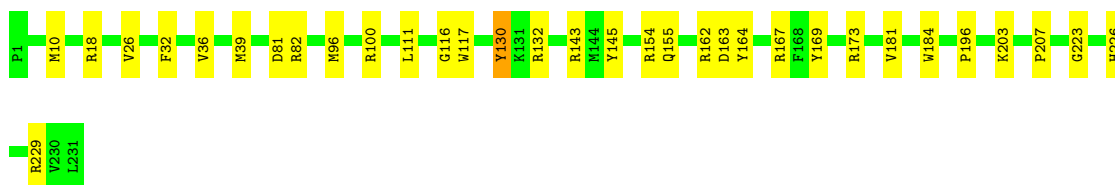
• Molecule 1: capsid protein

Chain 3w:  84% 14%




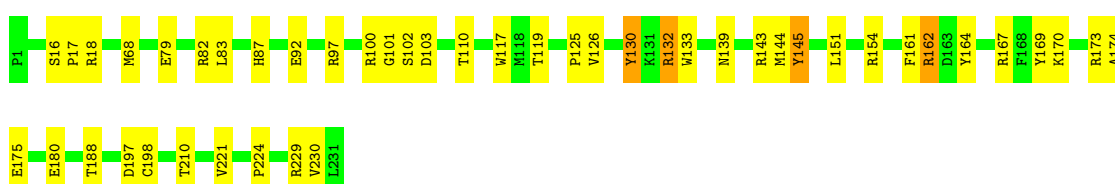
• Molecule 1: capsid protein

Chain 3x:  86% 14%




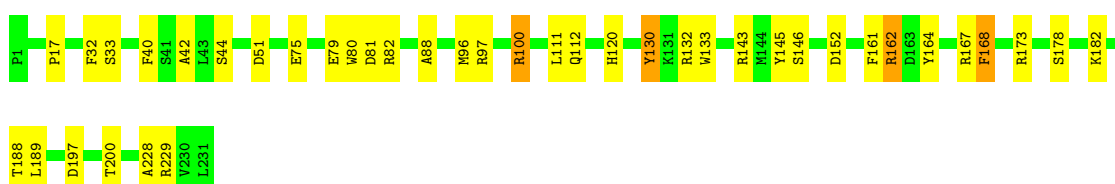
• Molecule 1: capsid protein

Chain 3y:  80% 18%




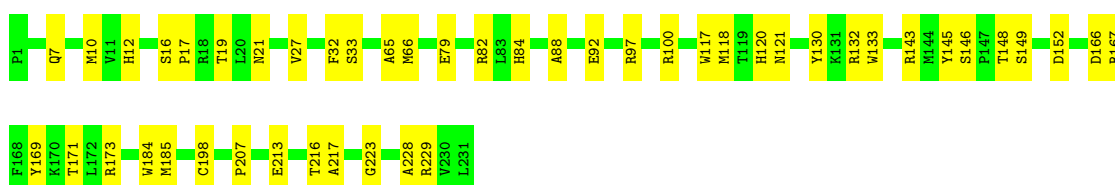
• Molecule 1: capsid protein

Chain 3z:  83% 16%



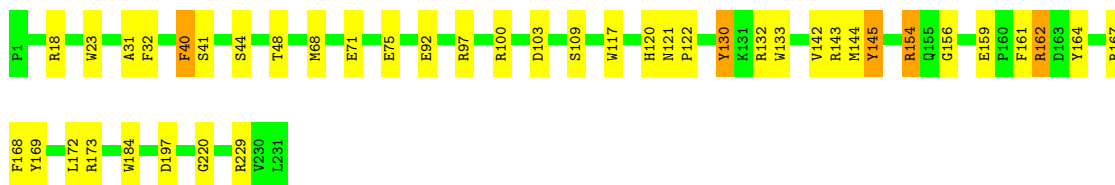
• Molecule 1: capsid protein

Chain 3A:  80% 20%




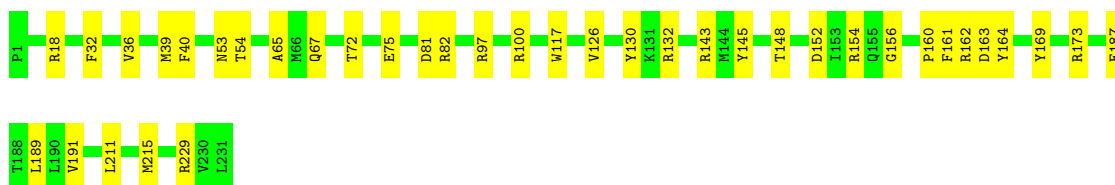
• Molecule 1: capsid protein

Chain 3B:  82% 16%




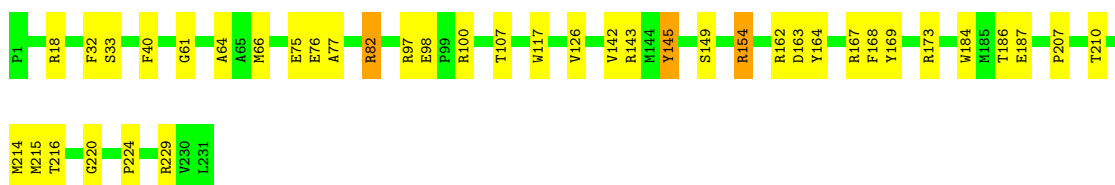
• Molecule 1: capsid protein

Chain 3C:  84% 16%




• Molecule 1: capsid protein

Chain 3D:  83% 16%




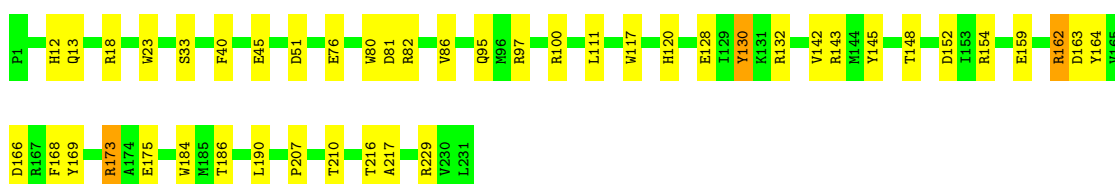
• Molecule 1: capsid protein

Chain 3E:  84% 16%




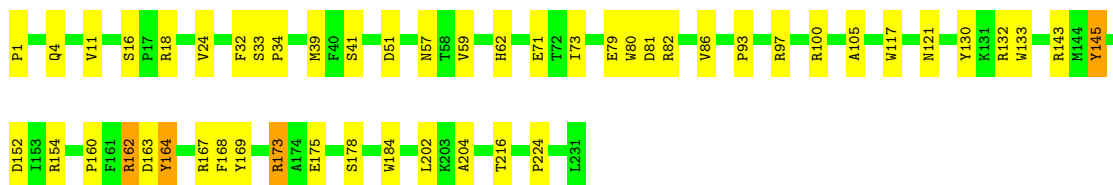
• Molecule 1: capsid protein

Chain 3F:  81% 18%




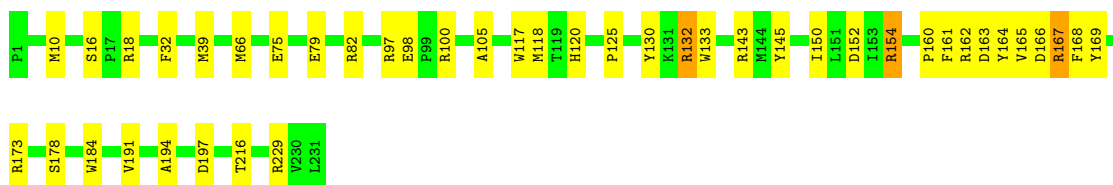
• Molecule 1: capsid protein

Chain 3G:  78% 20%




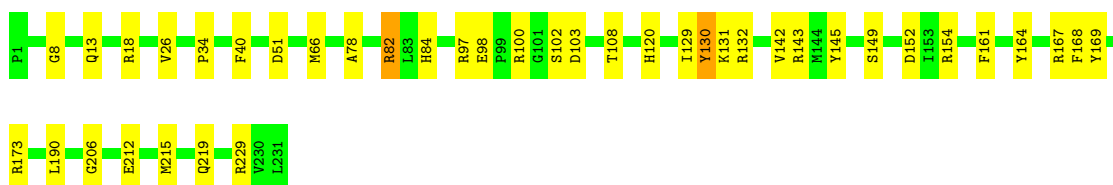
- Molecule 1: capsid protein

Chain 3H:  81% 17%




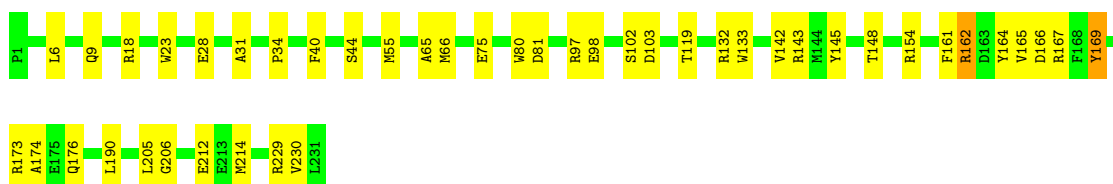
- Molecule 1: capsid protein

Chain 3I:  83% 16%




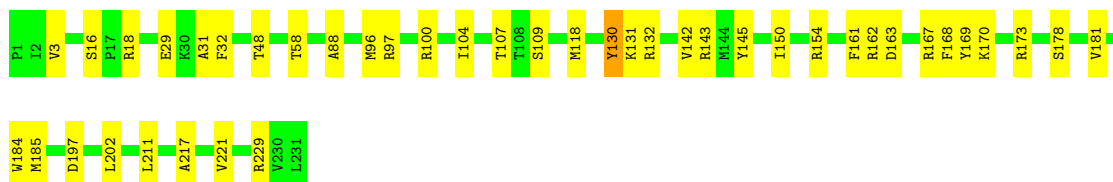
- Molecule 1: capsid protein

Chain 3J:  81% 18%




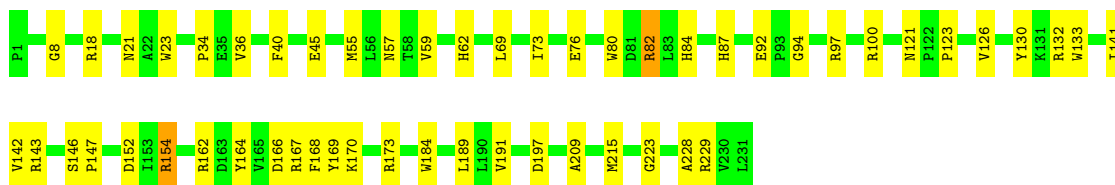
- Molecule 1: capsid protein

Chain 3K:  82% 18%




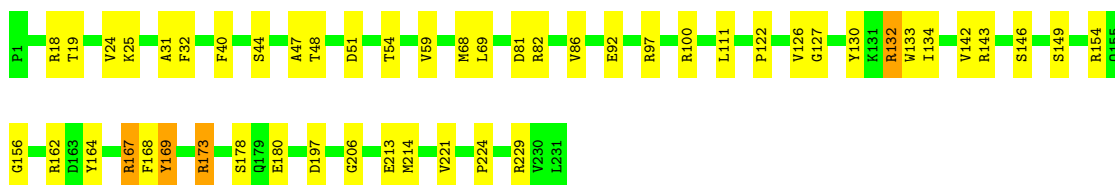
- Molecule 1: capsid protein

Chain 3L:  77% 22%




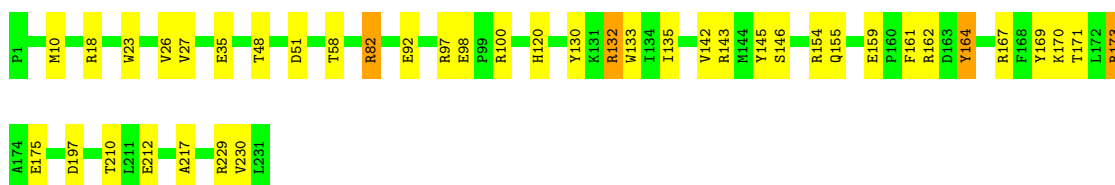
- Molecule 1: capsid protein

Chain 3M:  78% 20%




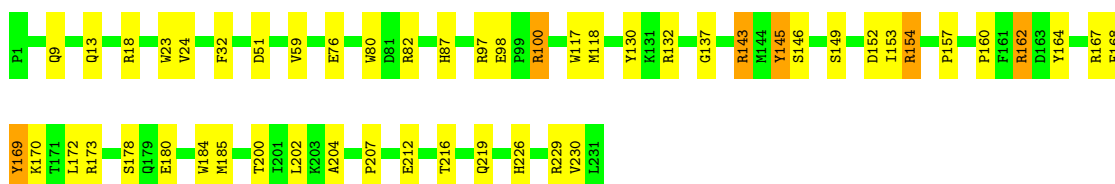
- Molecule 1: capsid protein

Chain 3N:  82% 16%




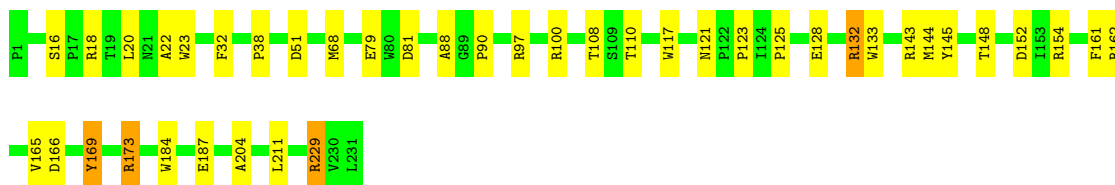
- Molecule 1: capsid protein

Chain 3O:  78% 19%




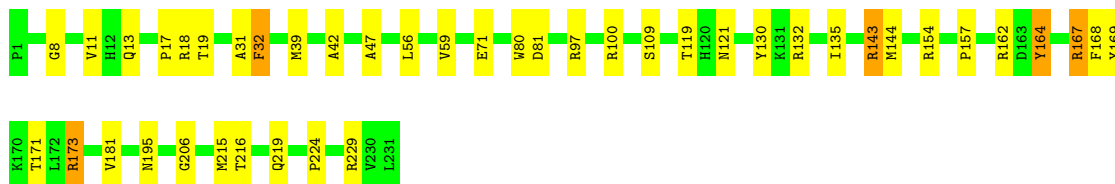
- Molecule 1: capsid protein

Chain 3P:  82% 16%




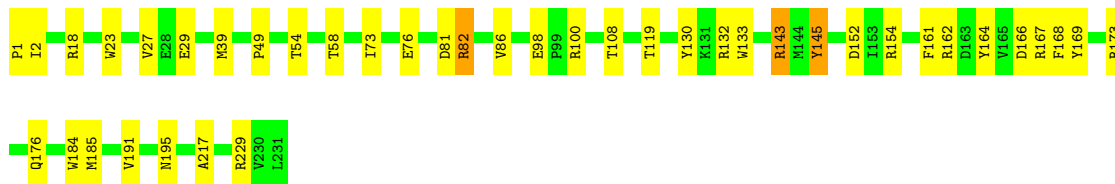
- Molecule 1: capsid protein

Chain 3Q:  81% 16%




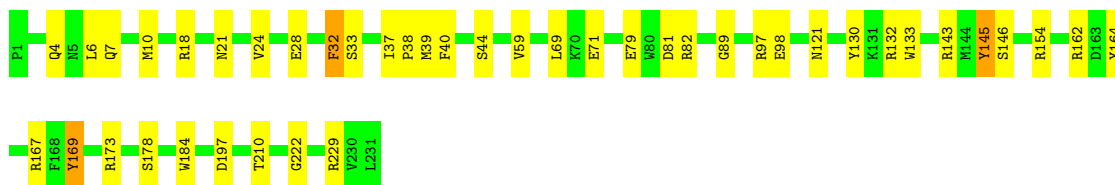
- Molecule 1: capsid protein

Chain 3R:  82% 16%



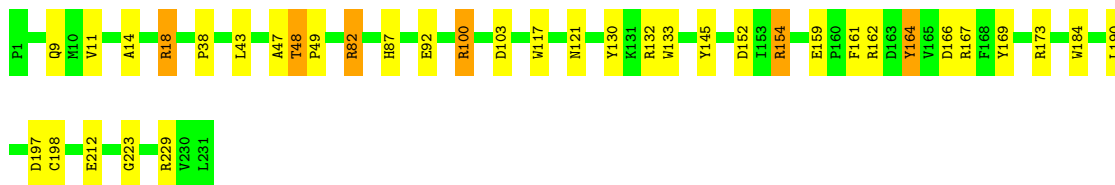
- Molecule 1: capsid protein

Chain 3S:  81% 17%




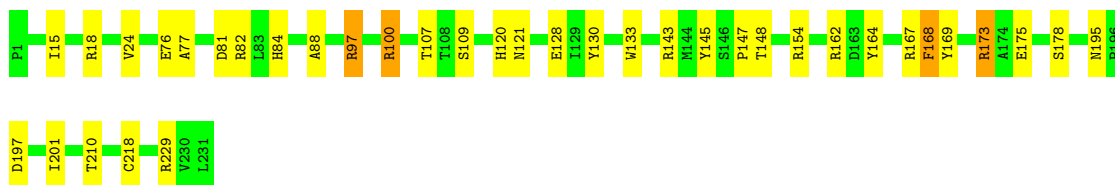
- Molecule 1: capsid protein

Chain 3T:  84% 13%

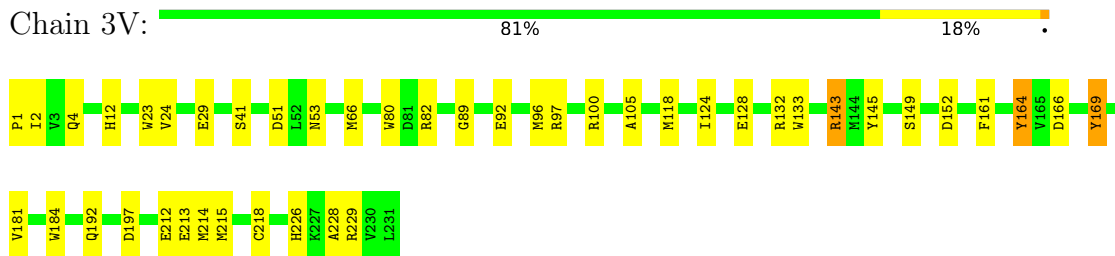


- Molecule 1: capsid protein

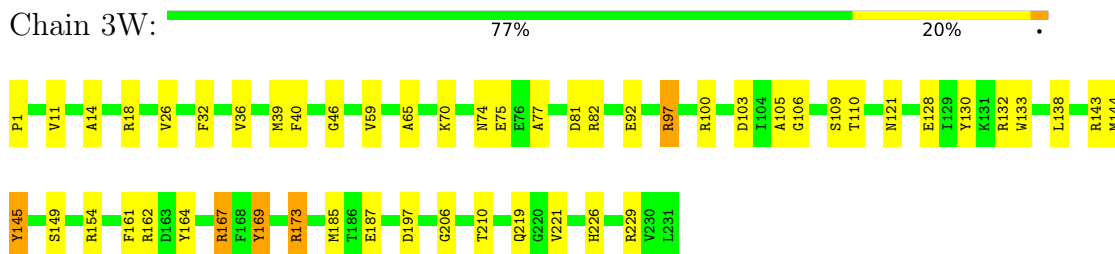
Chain 3U:  84% 14%



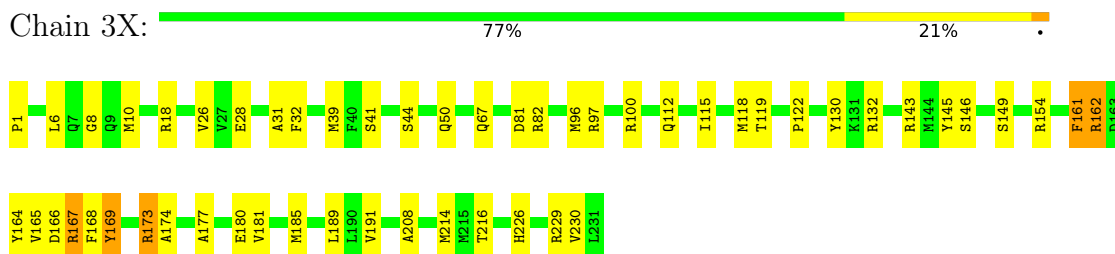
- Molecule 1: capsid protein



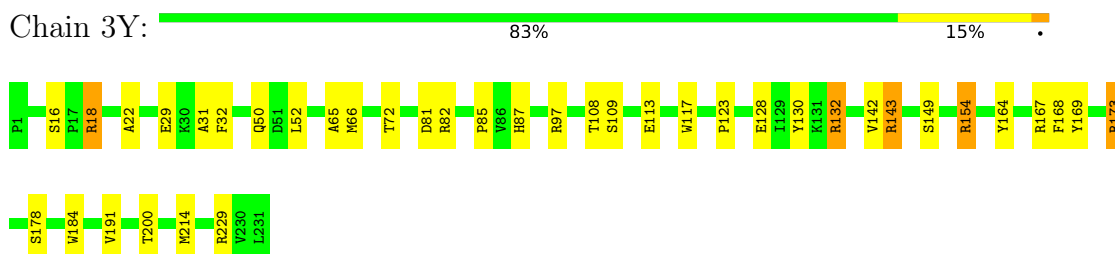
• Molecule 1: capsid protein



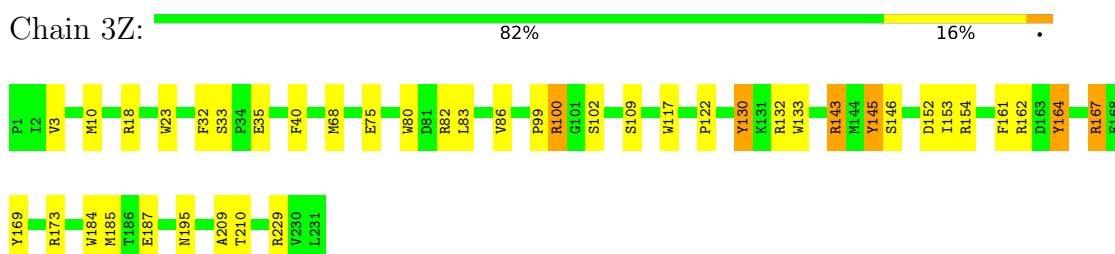
• Molecule 1: capsid protein



• Molecule 1: capsid protein

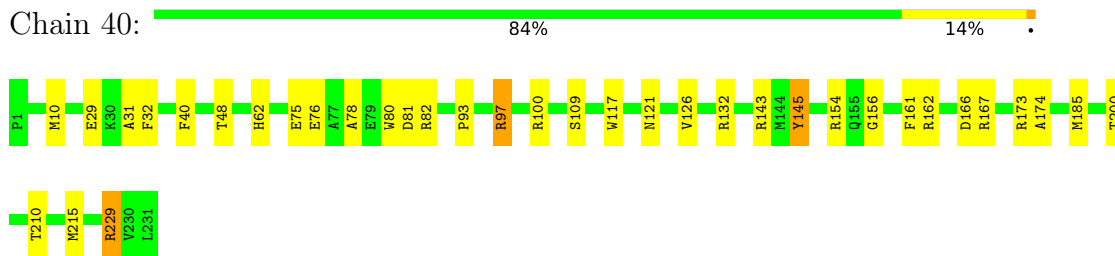


• Molecule 1: capsid protein

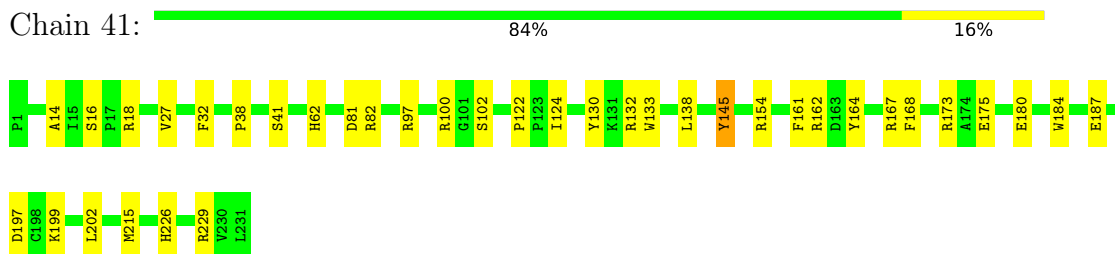


• Molecule 1: capsid protein

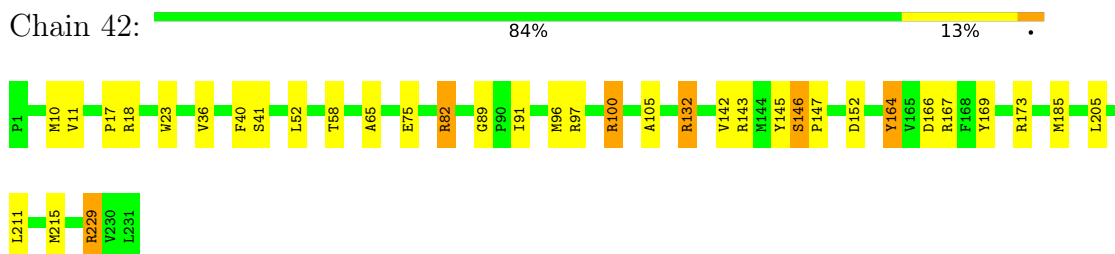




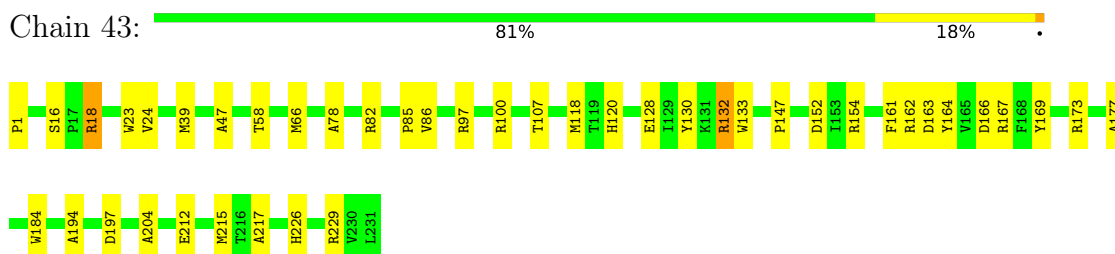
• Molecule 1: capsid protein



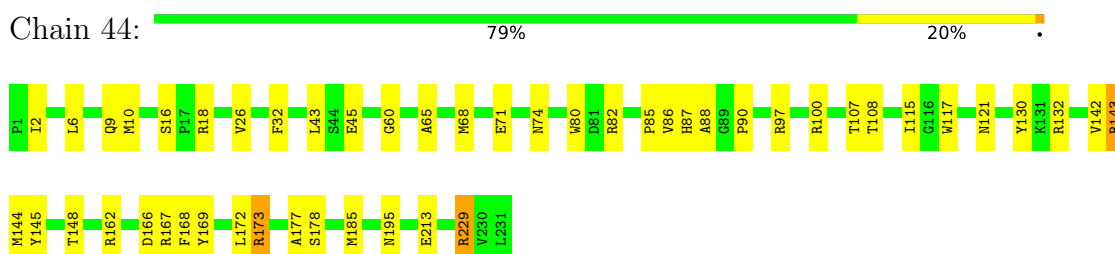
• Molecule 1: capsid protein




• Molecule 1: capsid protein

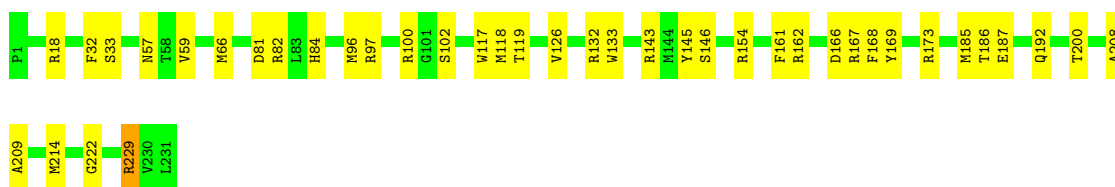


• Molecule 1: capsid protein




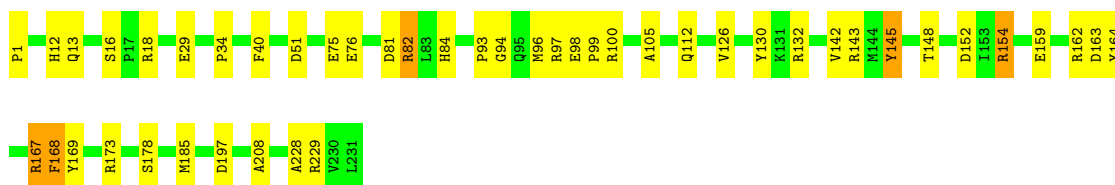
• Molecule 1: capsid protein

Chain 45:  83% 17%



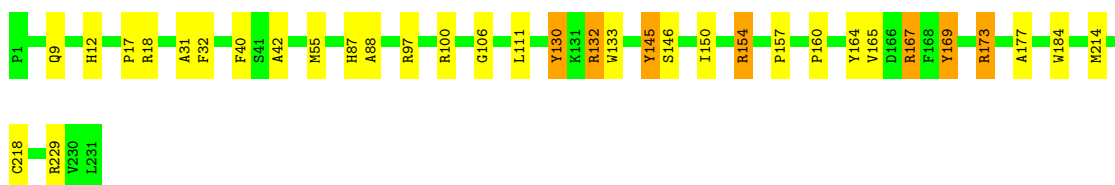
- Molecule 1: capsid protein

Chain 46:  80% 18%




- Molecule 1: capsid protein

Chain 47:  85% 12%




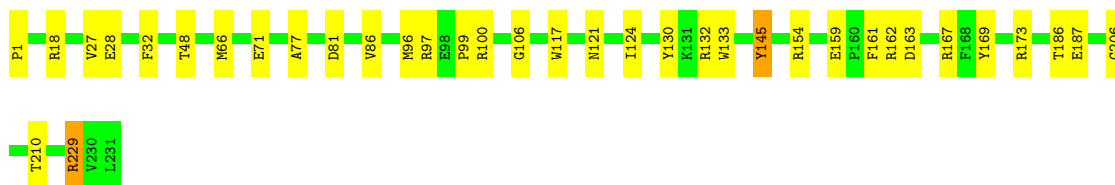
- Molecule 1: capsid protein

Chain 48:  81% 18%

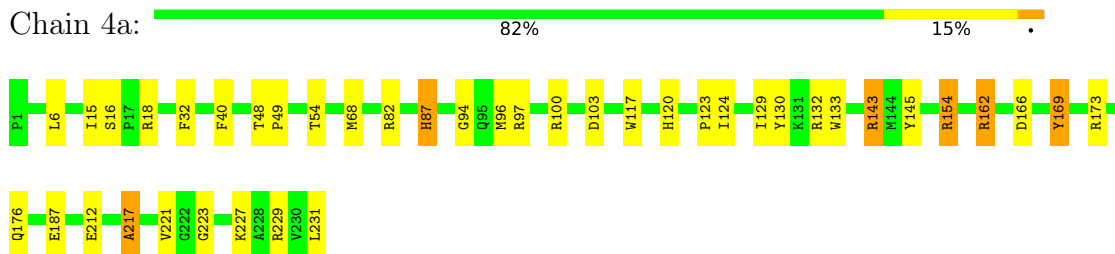


- Molecule 1: capsid protein

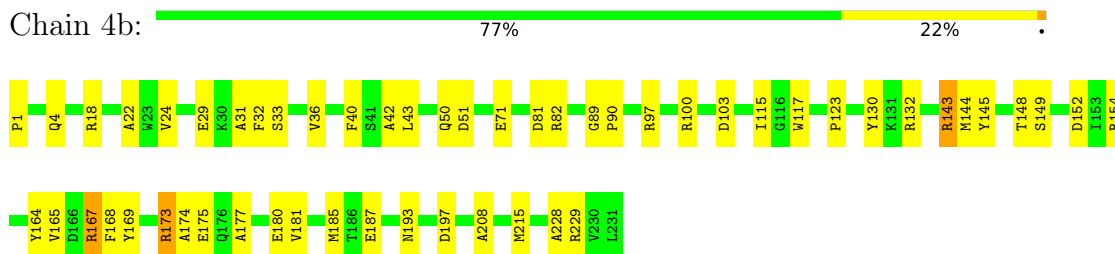
Chain 49:  84% 15%



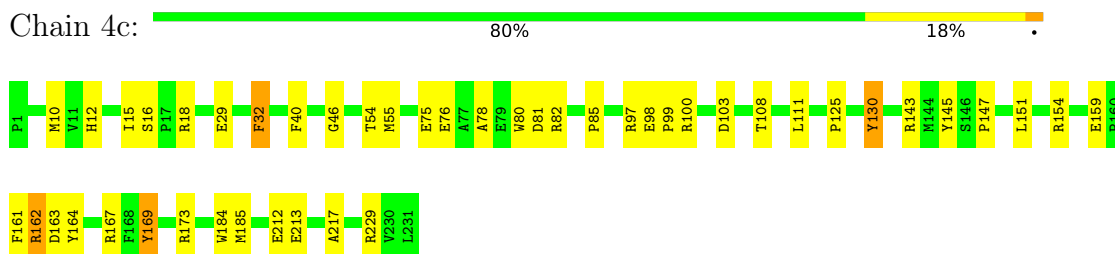
- Molecule 1: capsid protein



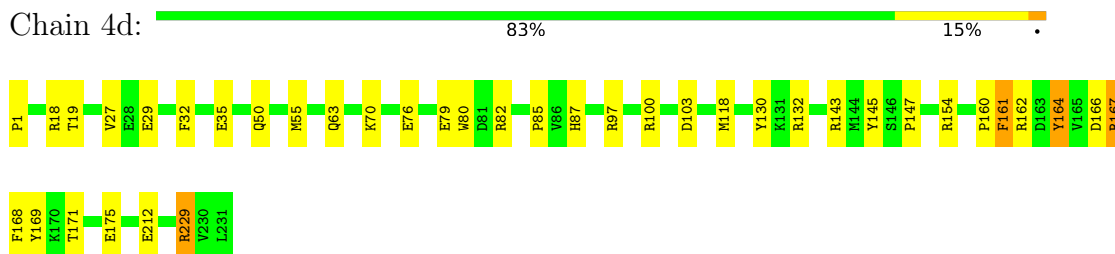
- Molecule 1: capsid protein



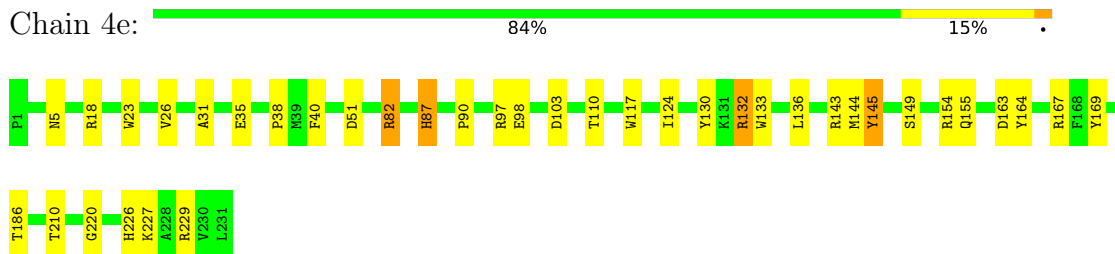
- Molecule 1: capsid protein




- Molecule 1: capsid protein

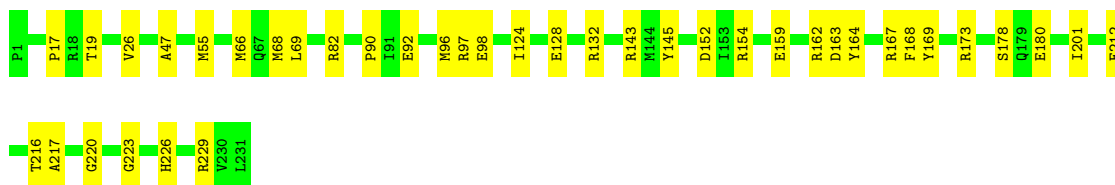


- Molecule 1: capsid protein




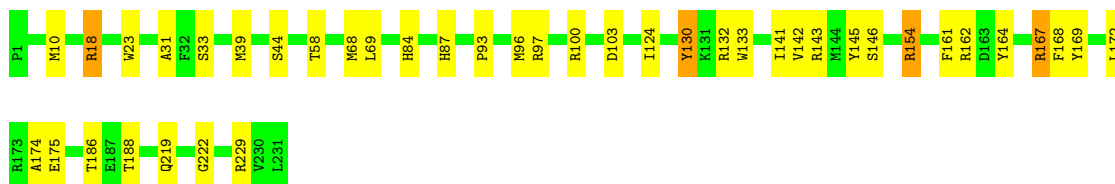
- Molecule 1: capsid protein

Chain 4f:  83% 17%




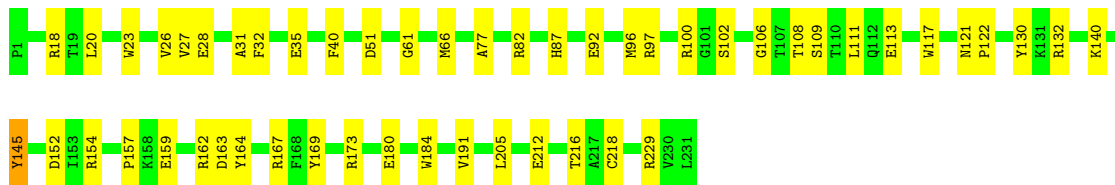
- Molecule 1: capsid protein

Chain 4g:  82% 16%




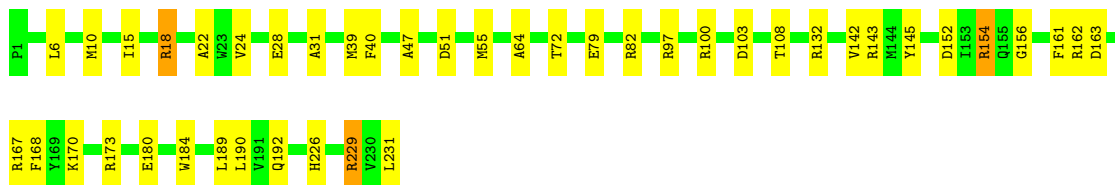
- Molecule 1: capsid protein

Chain 4h:  78% 22%




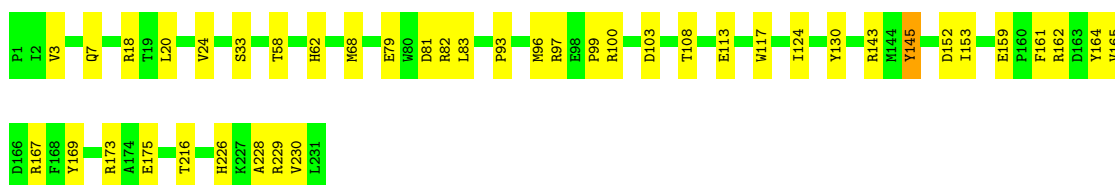
- Molecule 1: capsid protein

Chain 4i:  81% 17%




- Molecule 1: capsid protein

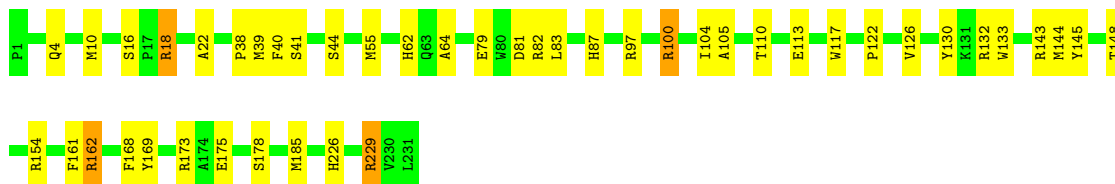
Chain 4j:  82% 18%




- Molecule 1: capsid protein

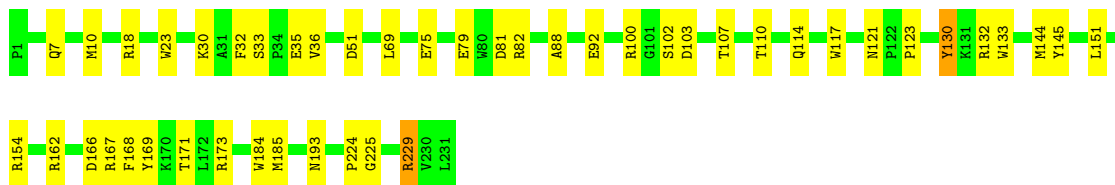


Chain 4p:  81% 18%




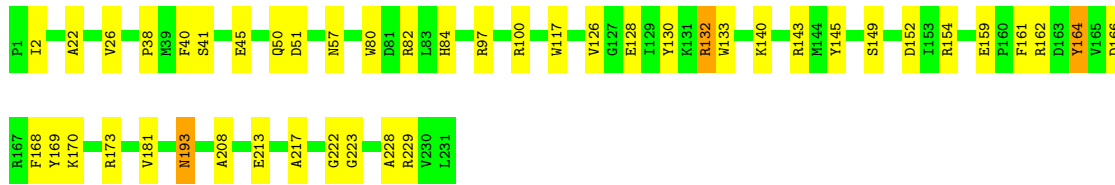
• Molecule 1: capsid protein

Chain 4q:  80% 19%




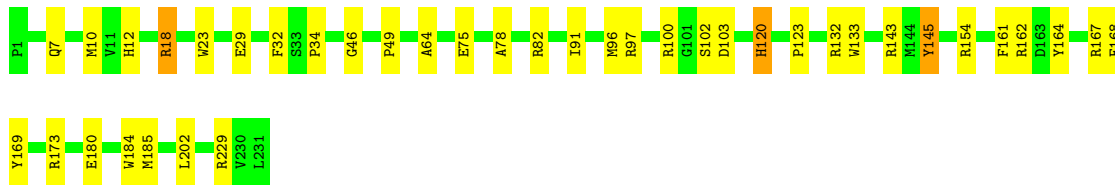
• Molecule 1: capsid protein

Chain 4r:  81% 18%




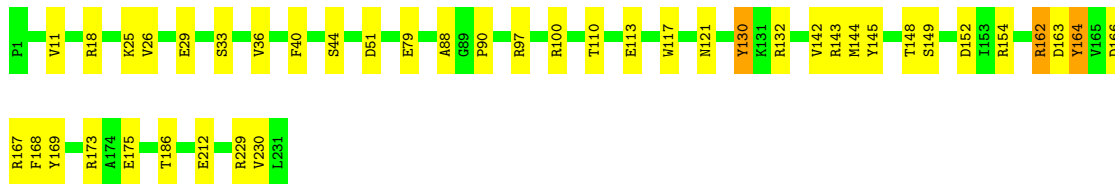
• Molecule 1: capsid protein

Chain 4s:  83% 16%




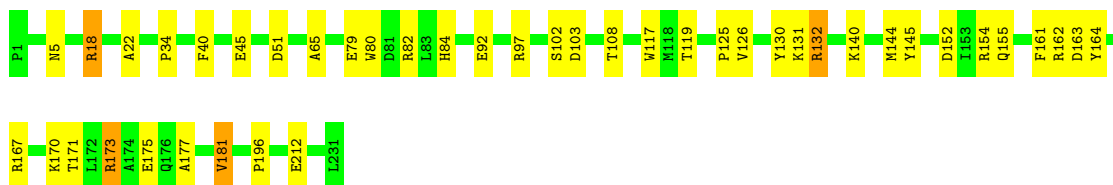
• Molecule 1: capsid protein

Chain 4t:  82% 17%




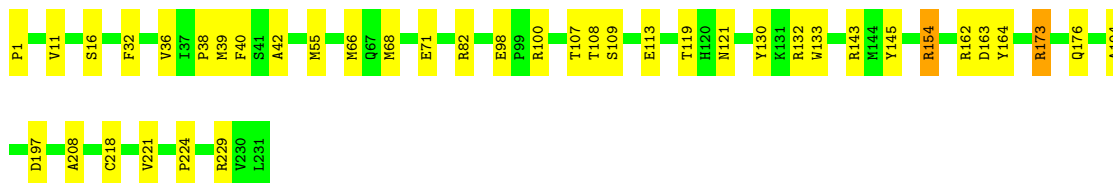
• Molecule 1: capsid protein

Chain 4u:  81% 17%




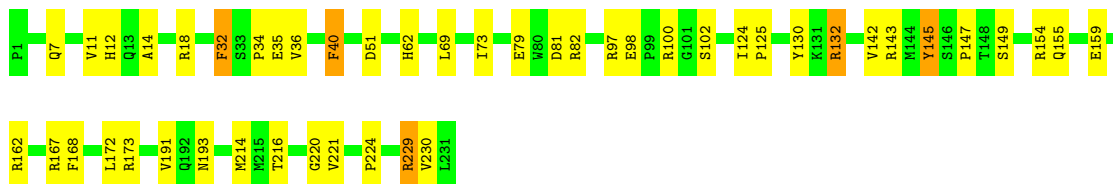
- Molecule 1: capsid protein

Chain 4v:  83% 16%




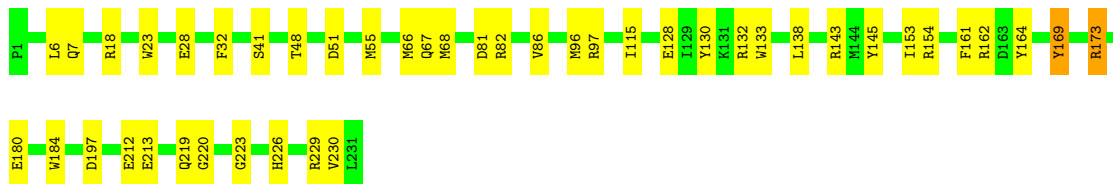
- Molecule 1: capsid protein

Chain 4w:  80% 18%




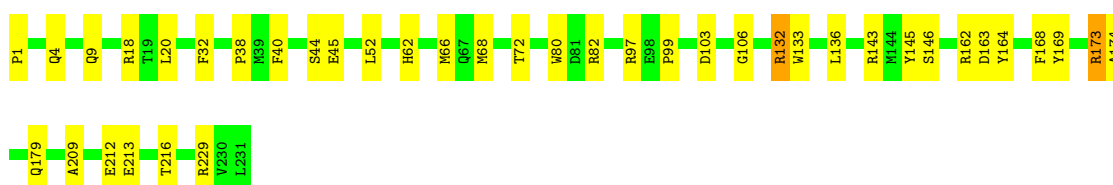
- Molecule 1: capsid protein

Chain 4x:  81% 18%

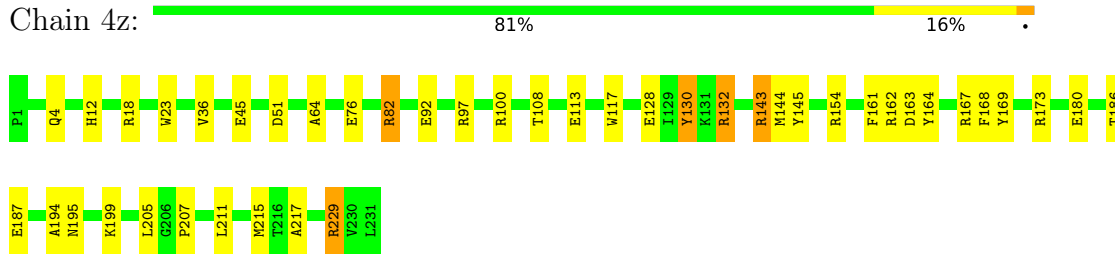


- Molecule 1: capsid protein

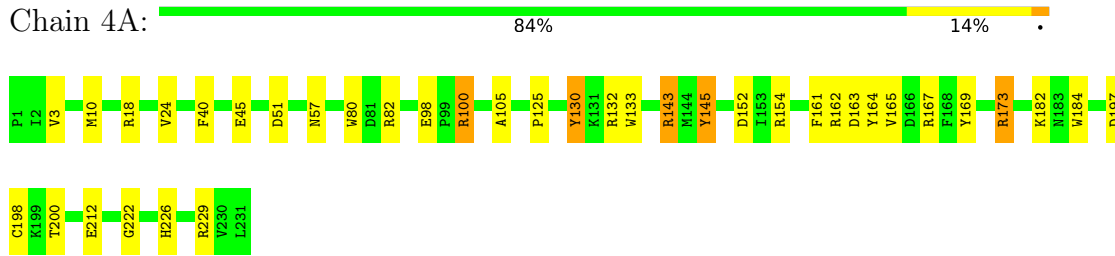
Chain 4y:  83% 16%



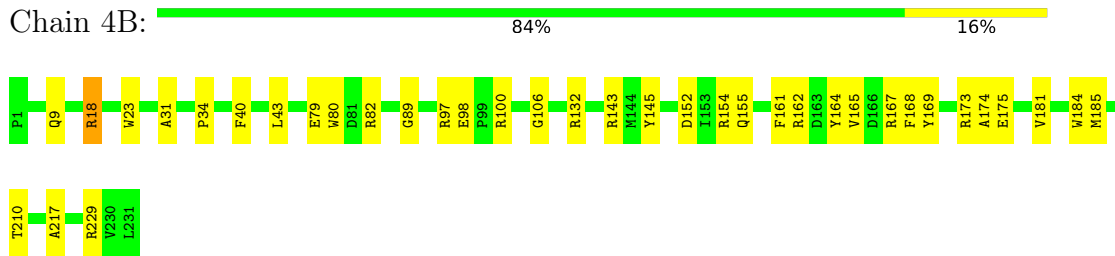
- Molecule 1: capsid protein



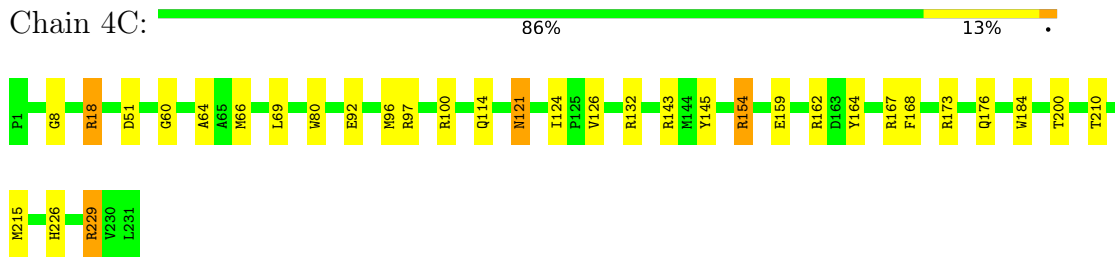
- Molecule 1: capsid protein



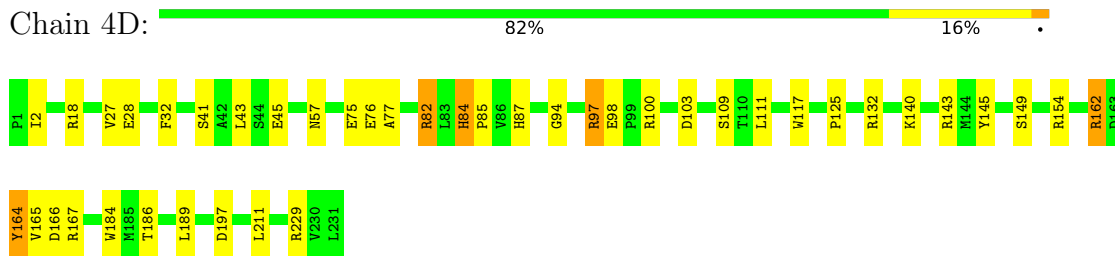
- Molecule 1: capsid protein



- Molecule 1: capsid protein




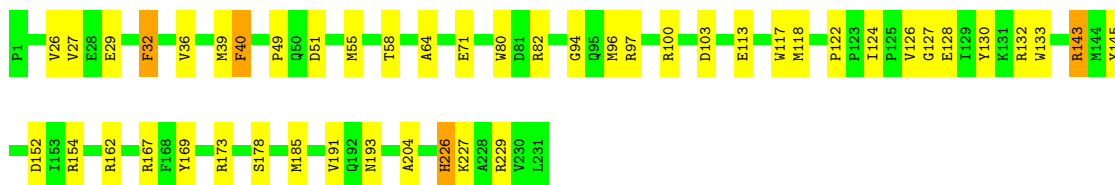
- Molecule 1: capsid protein




- Molecule 1: capsid protein

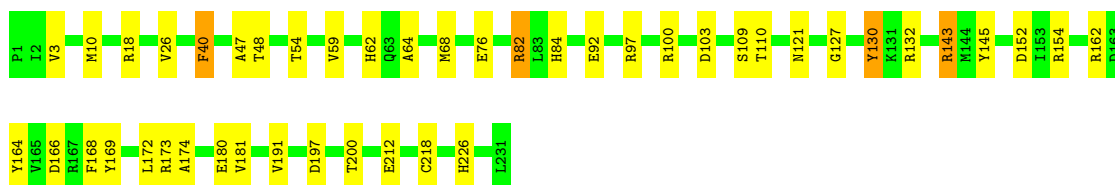


Chain 4E:  80% 19%




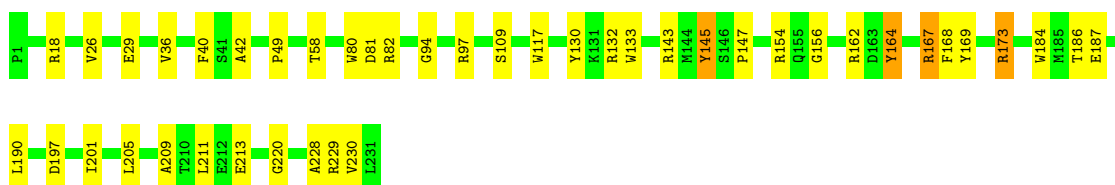
• Molecule 1: capsid protein

Chain 4F:  81% 18%




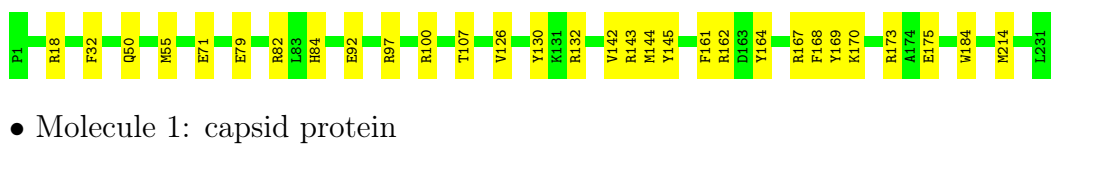
• Molecule 1: capsid protein

Chain 4G:  81% 17%



• Molecule 1: capsid protein

Chain 4H:  87% 13%



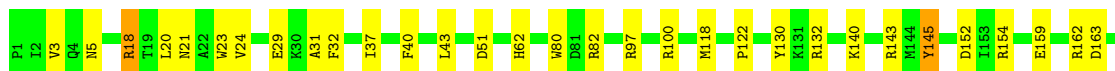
• Molecule 1: capsid protein

Chain 4I:  84% 14%

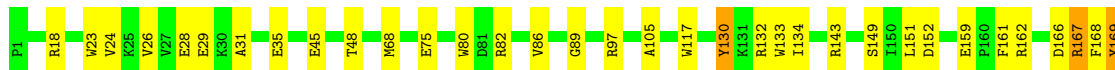
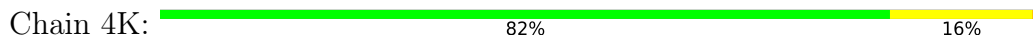


• Molecule 1: capsid protein

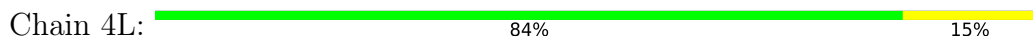
Chain 4J:  79% 19%



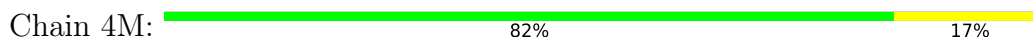
• Molecule 1: capsid protein



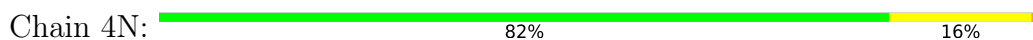
• Molecule 1: capsid protein



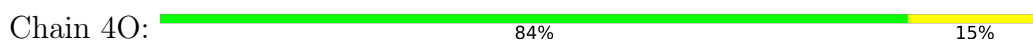
• Molecule 1: capsid protein



• Molecule 1: capsid protein

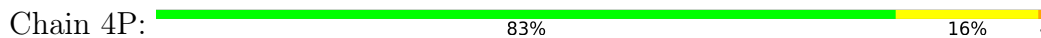


• Molecule 1: capsid protein

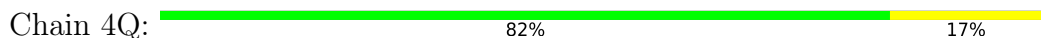




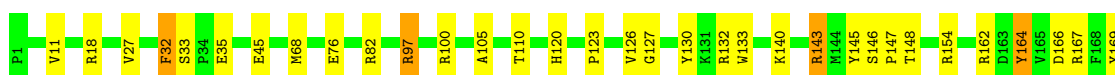
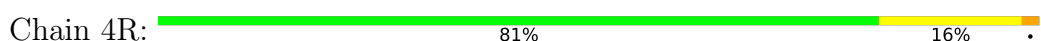
• Molecule 1: capsid protein



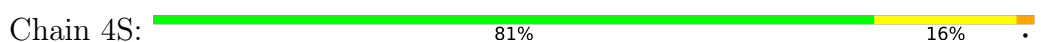
• Molecule 1: capsid protein



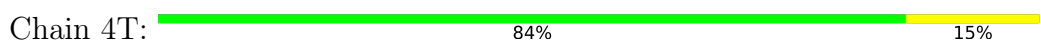
• Molecule 1: capsid protein



• Molecule 1: capsid protein

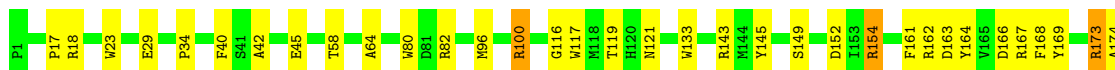
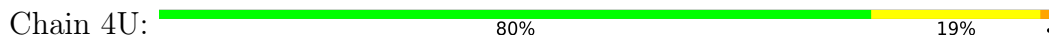


• Molecule 1: capsid protein


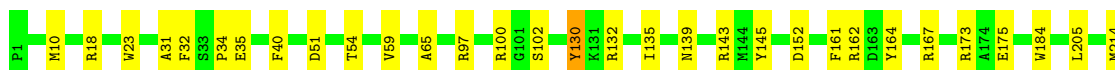
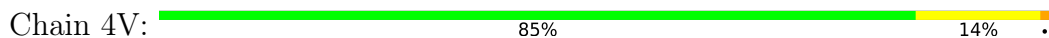




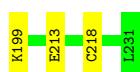
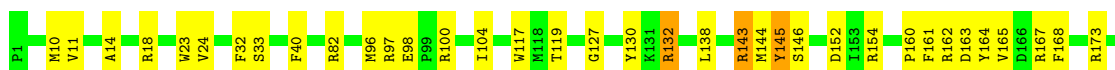
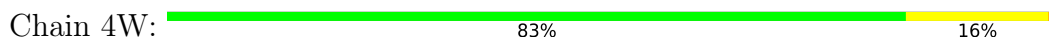
• Molecule 1: capsid protein



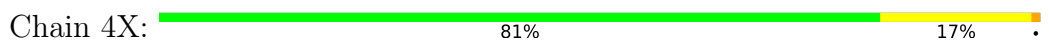
• Molecule 1: capsid protein



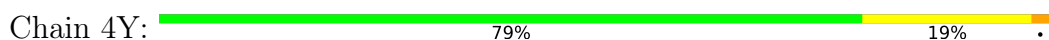
• Molecule 1: capsid protein



• Molecule 1: capsid protein




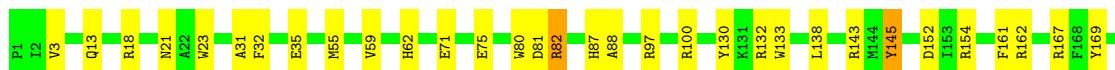
• Molecule 1: capsid protein





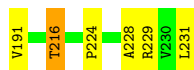
- Molecule 1: capsid protein

Chain 4Z: 83% 16%



- Molecule 1: capsid protein

Chain 50: 83% 15%



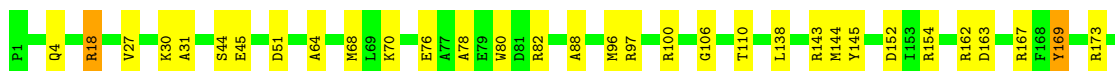
- Molecule 1: capsid protein

Chain 51: 82% 17%



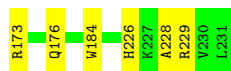
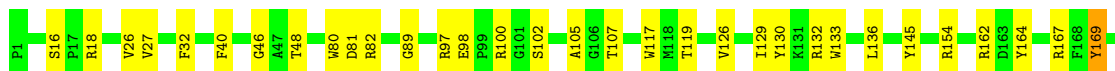
- Molecule 1: capsid protein

Chain 52: 84% 15%

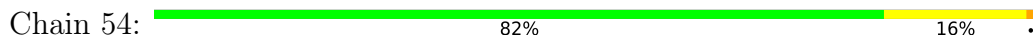


- Molecule 1: capsid protein

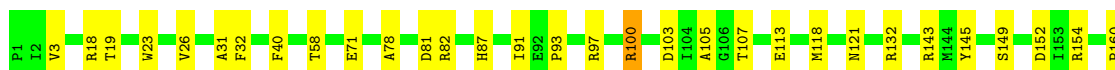
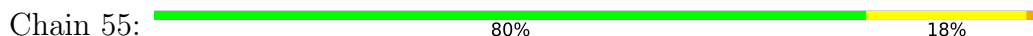
Chain 53: 84% 16%



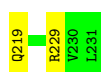
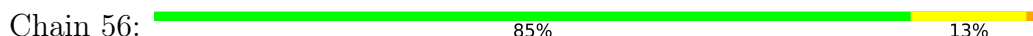
• Molecule 1: capsid protein



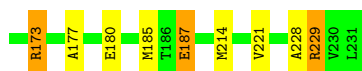
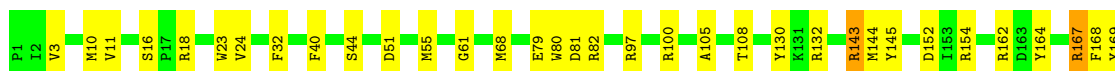
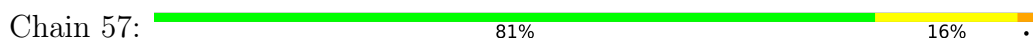
• Molecule 1: capsid protein



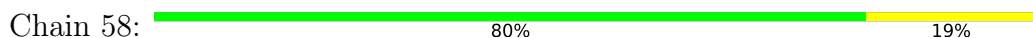
• Molecule 1: capsid protein

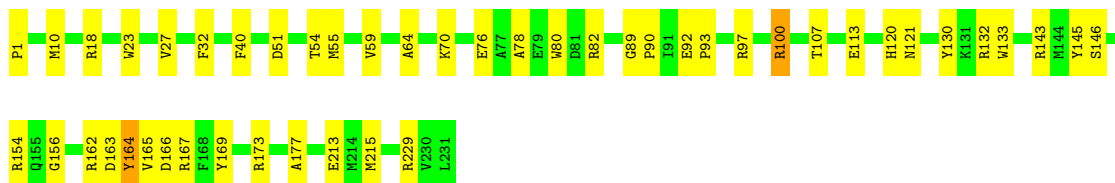


• Molecule 1: capsid protein

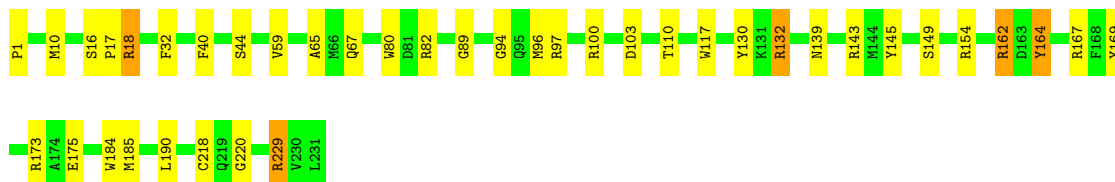
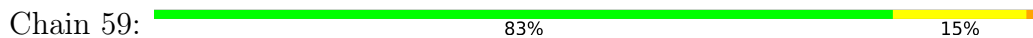


• Molecule 1: capsid protein

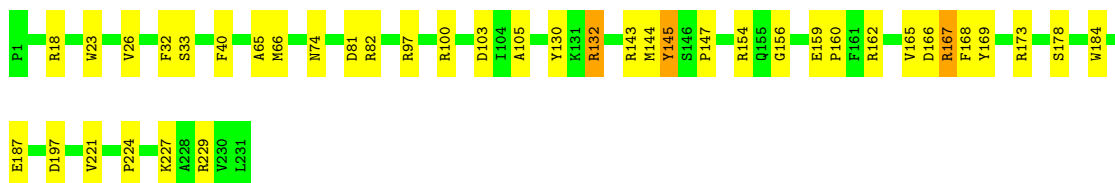
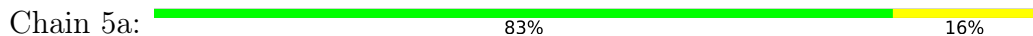




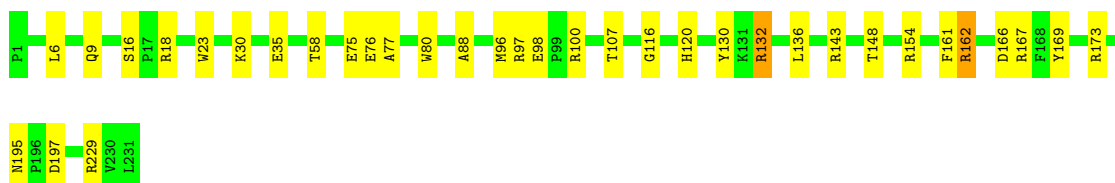
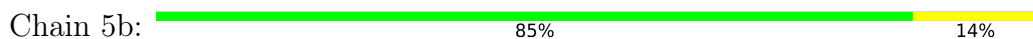
• Molecule 1: capsid protein



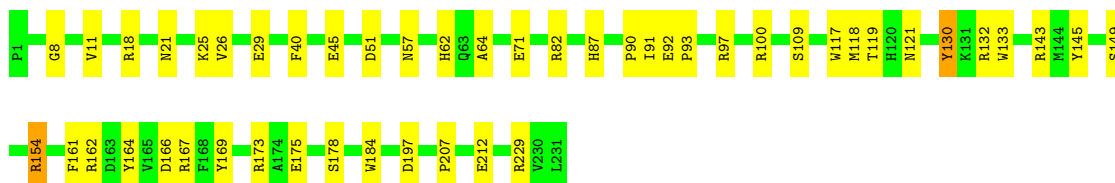
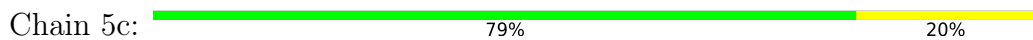
• Molecule 1: capsid protein



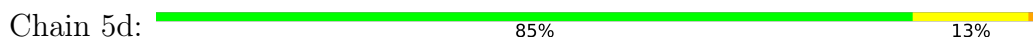
• Molecule 1: capsid protein

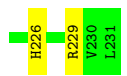


• Molecule 1: capsid protein

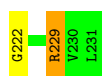
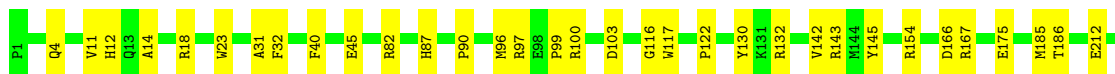
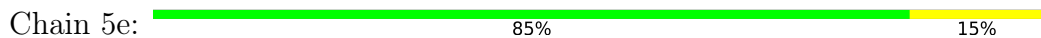


• Molecule 1: capsid protein

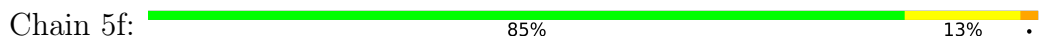




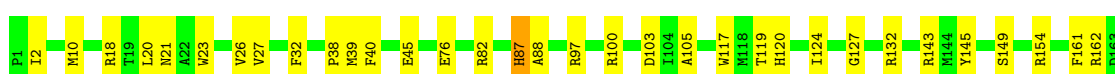
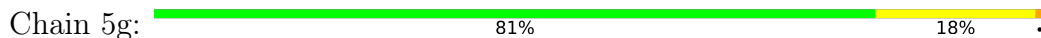
• Molecule 1: capsid protein



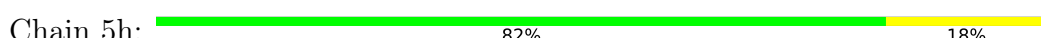
• Molecule 1: capsid protein



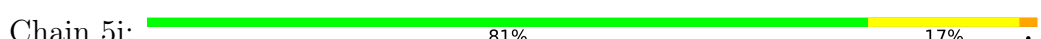
• Molecule 1: capsid protein



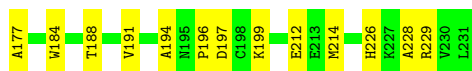
• Molecule 1: capsid protein



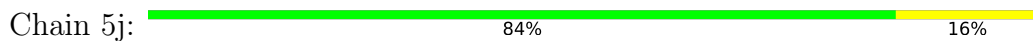
• Molecule 1: capsid protein



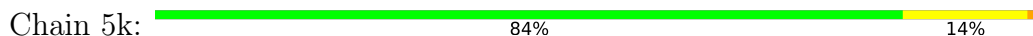




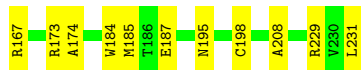
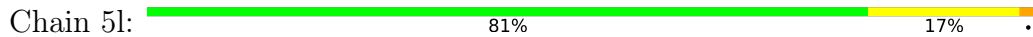
• Molecule 1: capsid protein



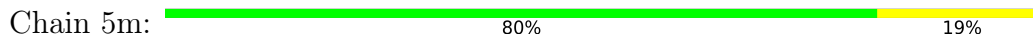
• Molecule 1: capsid protein



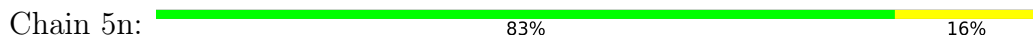
• Molecule 1: capsid protein



• Molecule 1: capsid protein

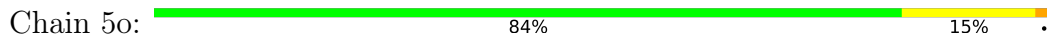


• Molecule 1: capsid protein

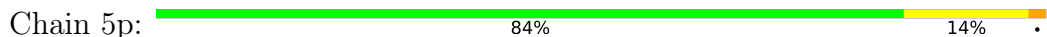




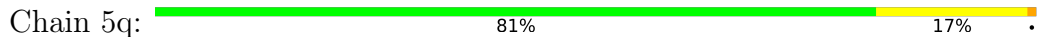
• Molecule 1: capsid protein



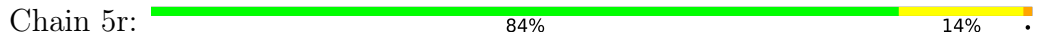
• Molecule 1: capsid protein



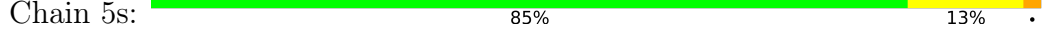
• Molecule 1: capsid protein

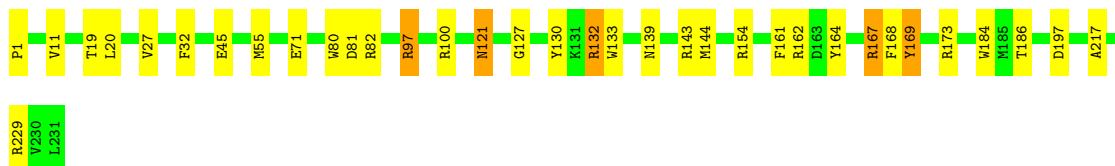


• Molecule 1: capsid protein

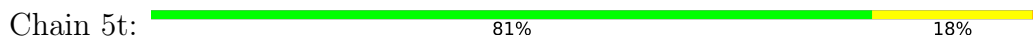


• Molecule 1: capsid protein

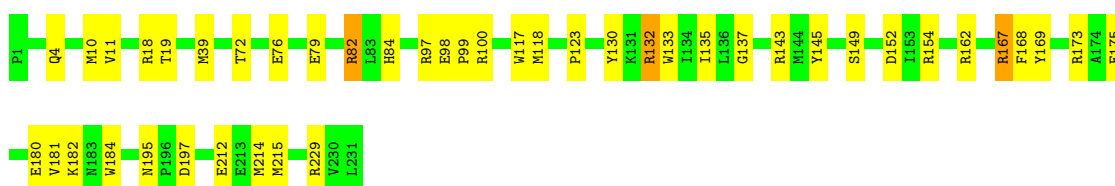
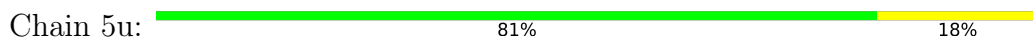




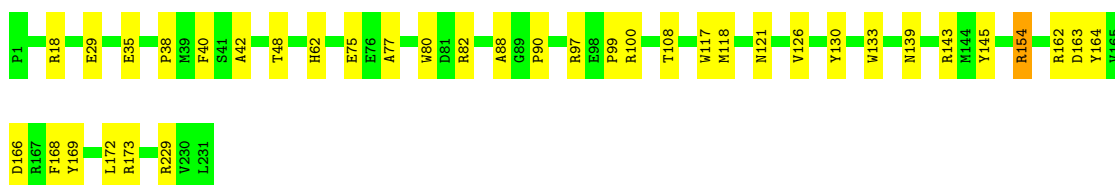
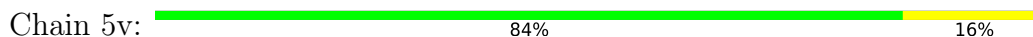
• Molecule 1: capsid protein



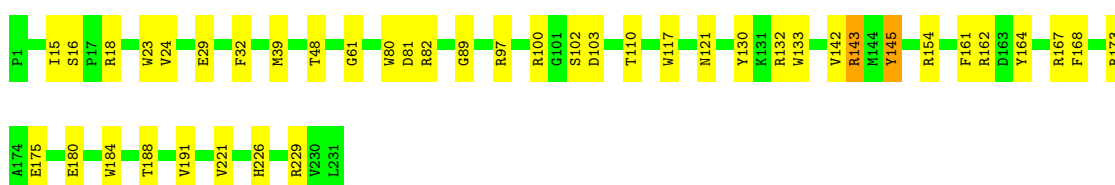
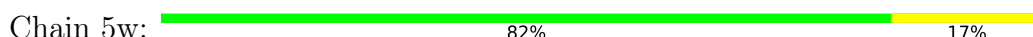
• Molecule 1: capsid protein



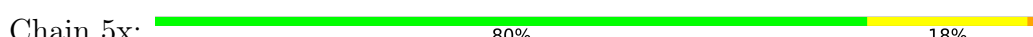
• Molecule 1: capsid protein

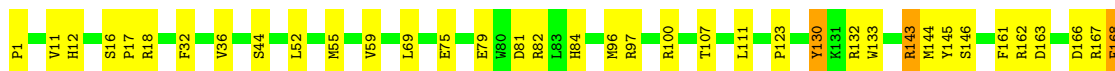


• Molecule 1: capsid protein

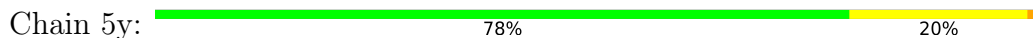


• Molecule 1: capsid protein

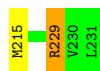
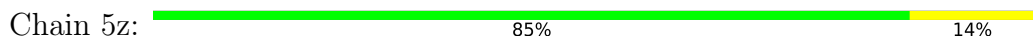





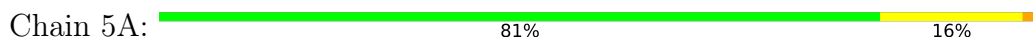
• Molecule 1: capsid protein



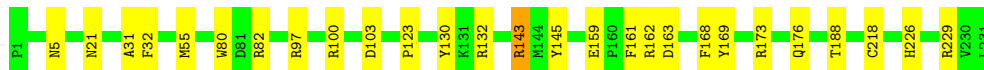
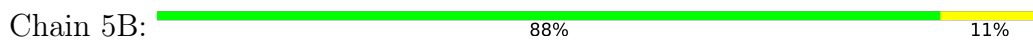
• Molecule 1: capsid protein



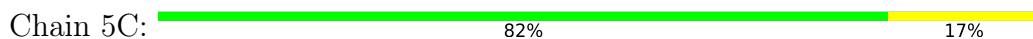
• Molecule 1: capsid protein



• Molecule 1: capsid protein

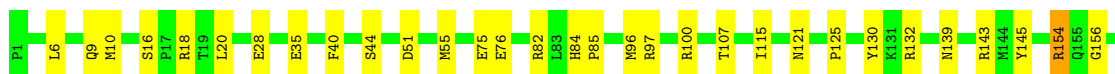
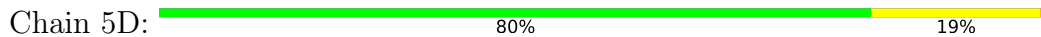


• Molecule 1: capsid protein

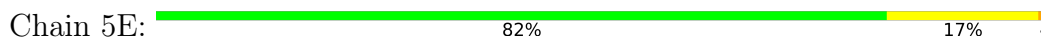




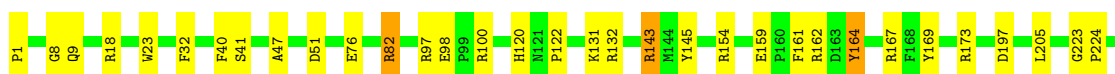
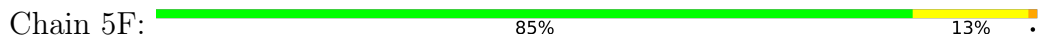
• Molecule 1: capsid protein



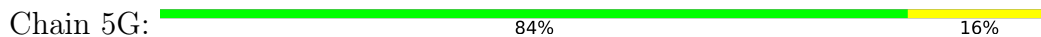
• Molecule 1: capsid protein



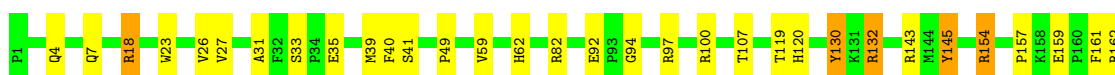
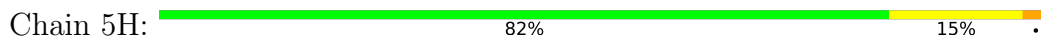
• Molecule 1: capsid protein



• Molecule 1: capsid protein

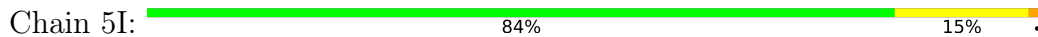


• Molecule 1: capsid protein

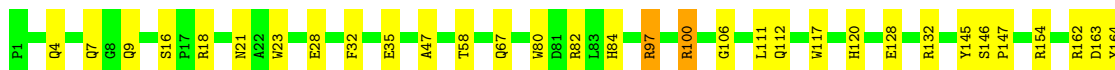
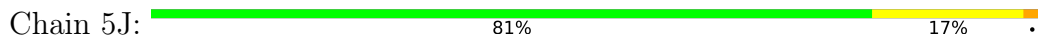




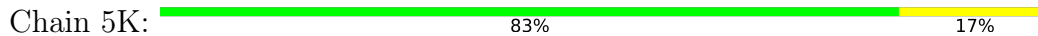
• Molecule 1: capsid protein



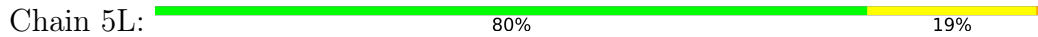
• Molecule 1: capsid protein



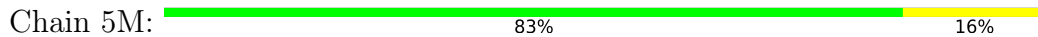
• Molecule 1: capsid protein



• Molecule 1: capsid protein

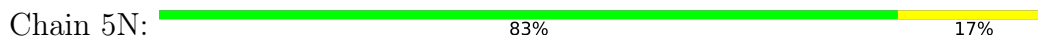


• Molecule 1: capsid protein

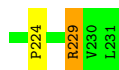
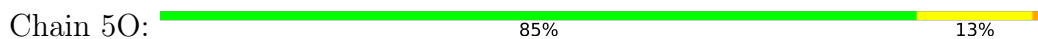




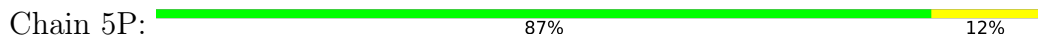
• Molecule 1: capsid protein



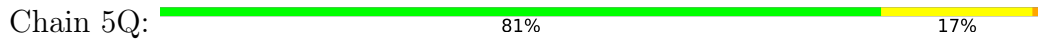
• Molecule 1: capsid protein



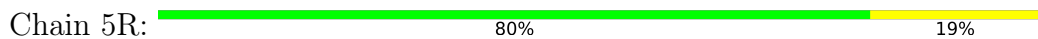
• Molecule 1: capsid protein



• Molecule 1: capsid protein

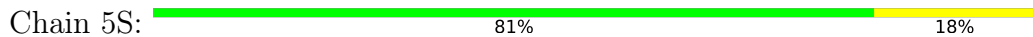


• Molecule 1: capsid protein





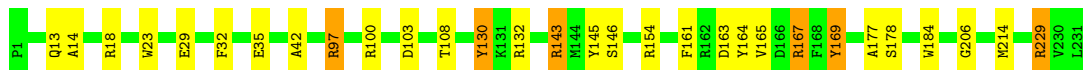
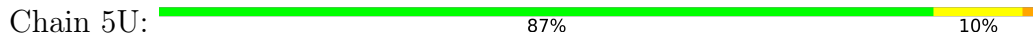
• Molecule 1: capsid protein



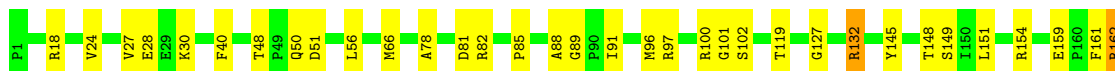
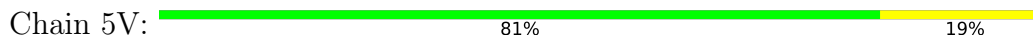
• Molecule 1: capsid protein



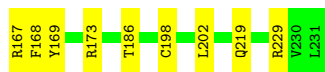
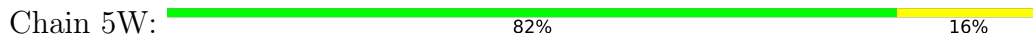
• Molecule 1: capsid protein



• Molecule 1: capsid protein

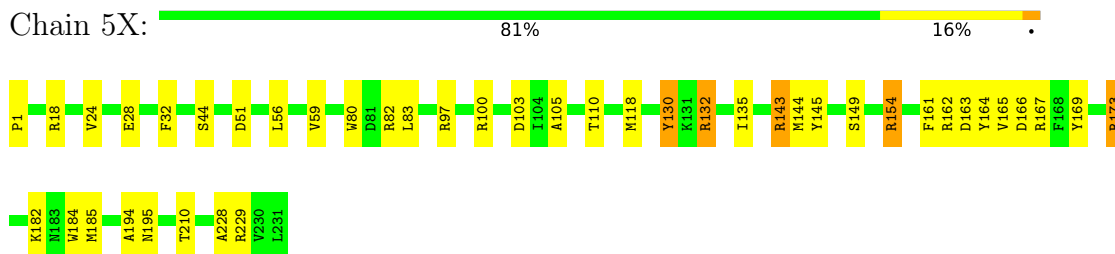


• Molecule 1: capsid protein

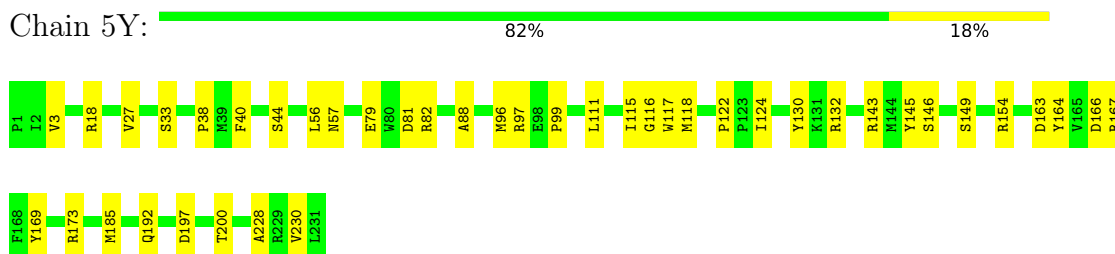




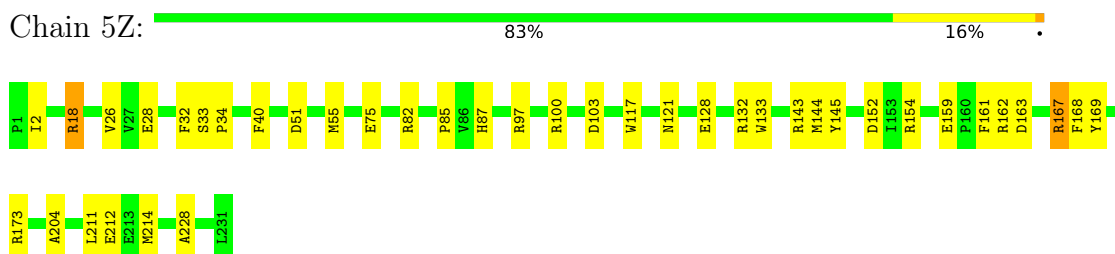
- Molecule 1: capsid protein



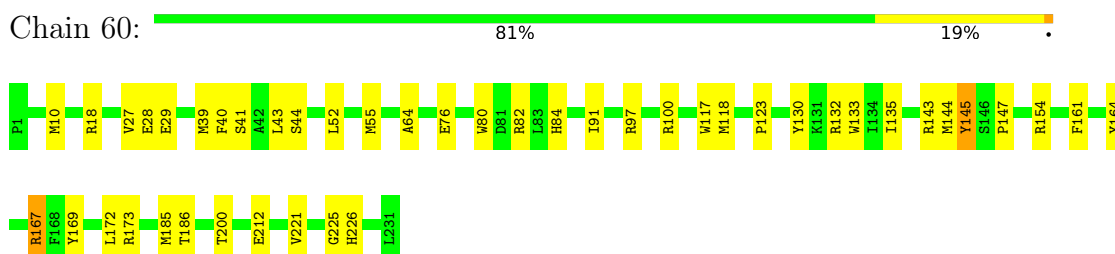
- Molecule 1: capsid protein



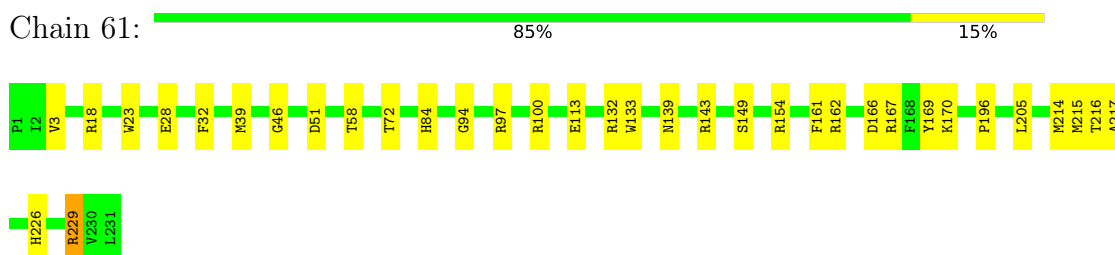
- Molecule 1: capsid protein




- Molecule 1: capsid protein

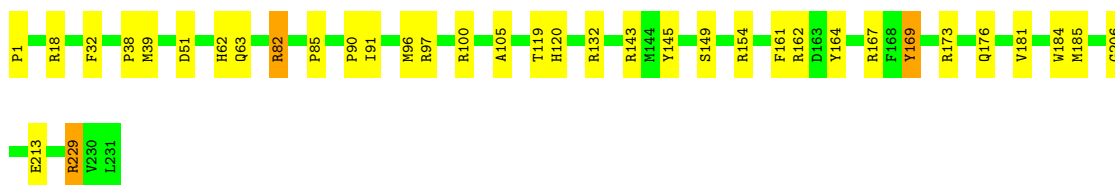


- Molecule 1: capsid protein




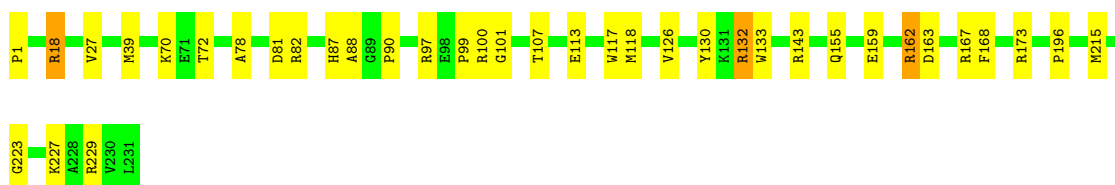
• Molecule 1: capsid protein

Chain 62:  84% 14%




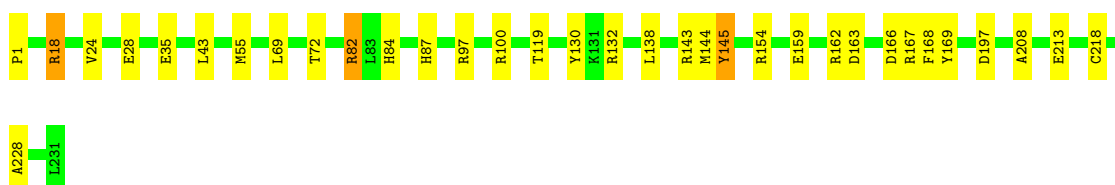
• Molecule 1: capsid protein

Chain 63:  84% 15%




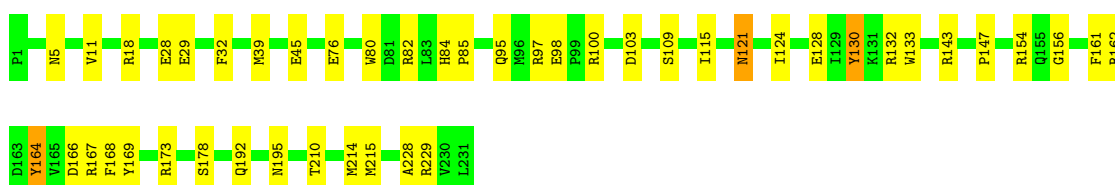
• Molecule 1: capsid protein

Chain 64:  85% 13%




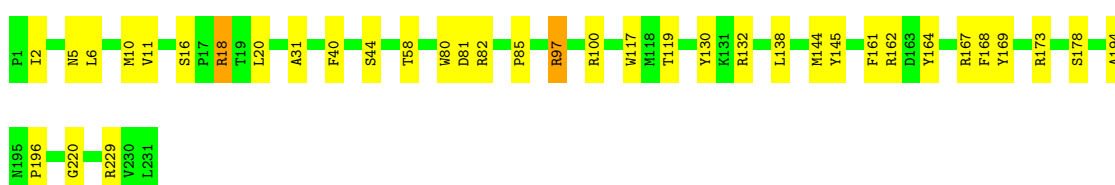
• Molecule 1: capsid protein

Chain 65:  80% 19%




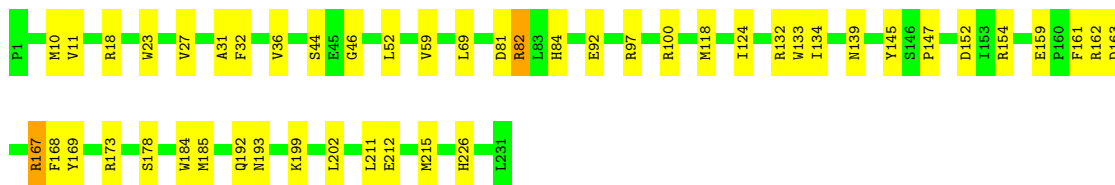
• Molecule 1: capsid protein

Chain 66:  84% 15%




• Molecule 1: capsid protein

Chain 67:  79% 20%




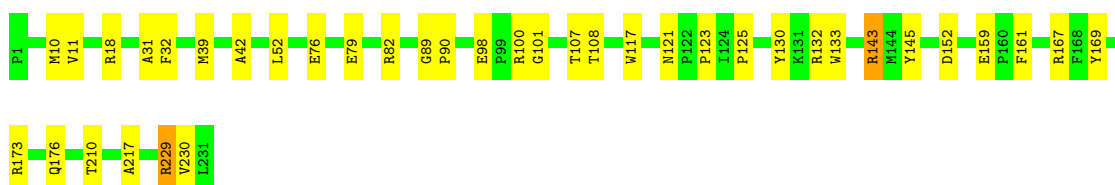
• Molecule 1: capsid protein

Chain 68:  83% 15%




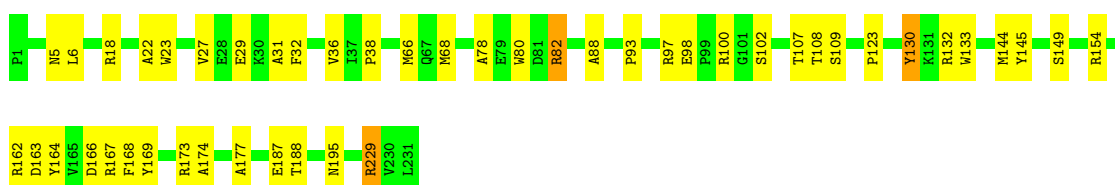
• Molecule 1: capsid protein

Chain 69:  84% 16%




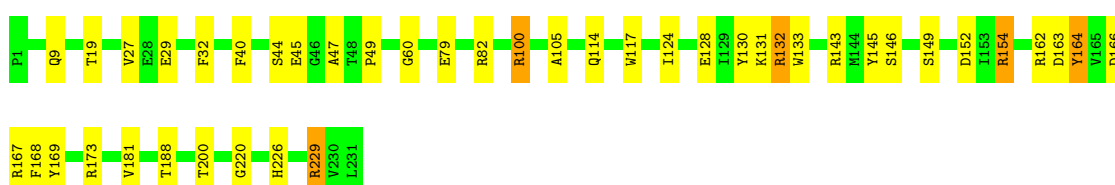
• Molecule 1: capsid protein

Chain 6a:  80% 19%

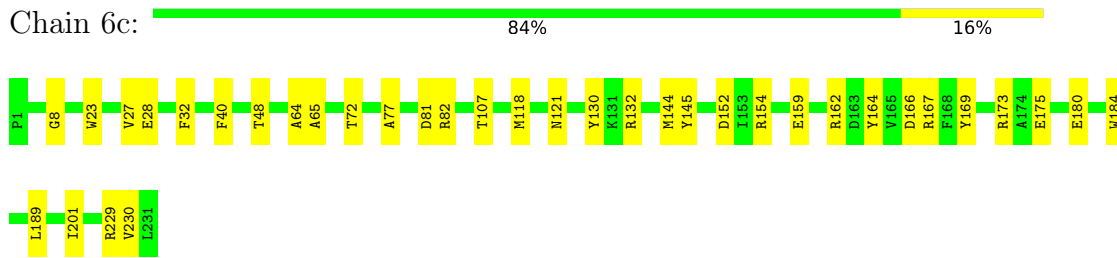


• Molecule 1: capsid protein

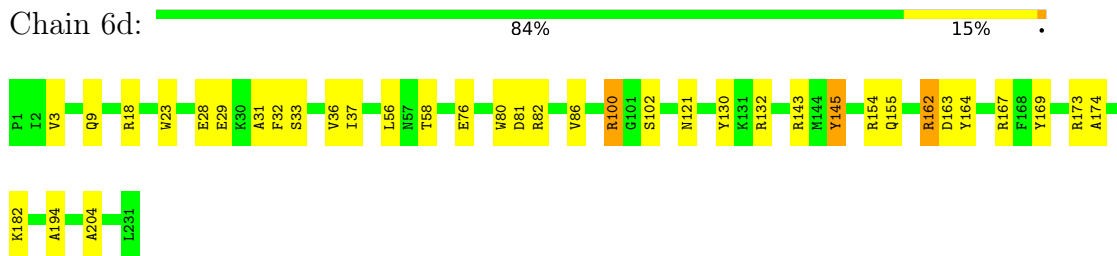
Chain 6b:  81% 16%



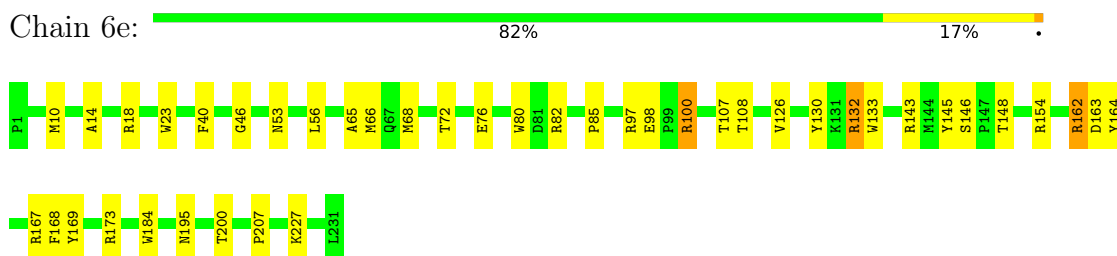
• Molecule 1: capsid protein



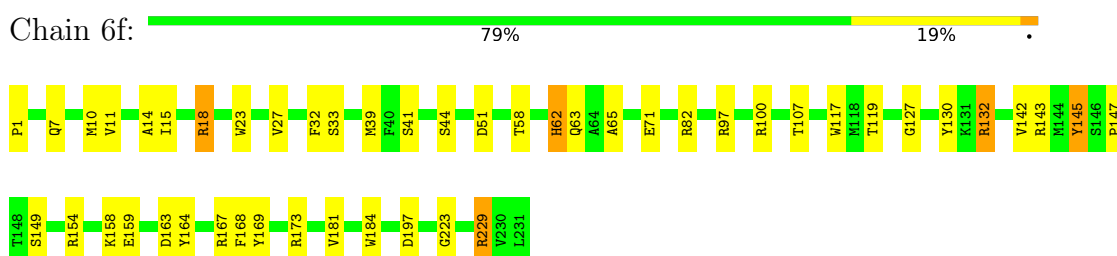
• Molecule 1: capsid protein



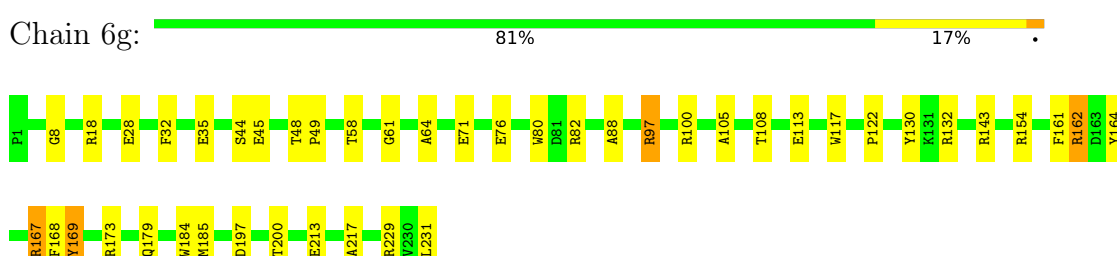
• Molecule 1: capsid protein



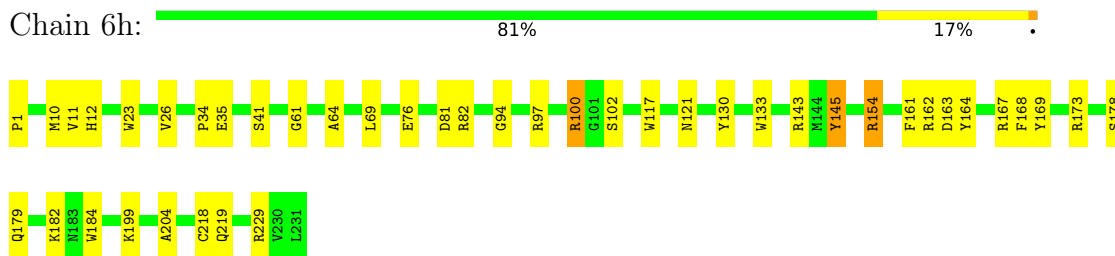
• Molecule 1: capsid protein



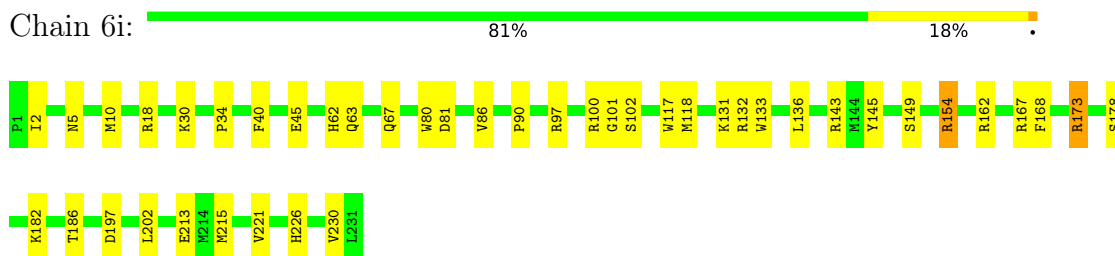
• Molecule 1: capsid protein



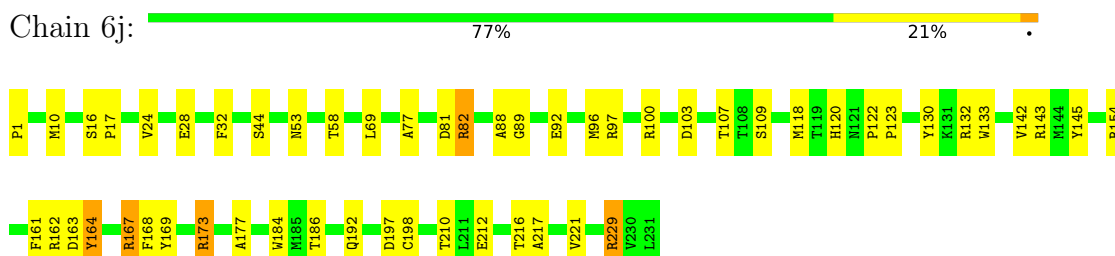
• Molecule 1: capsid protein



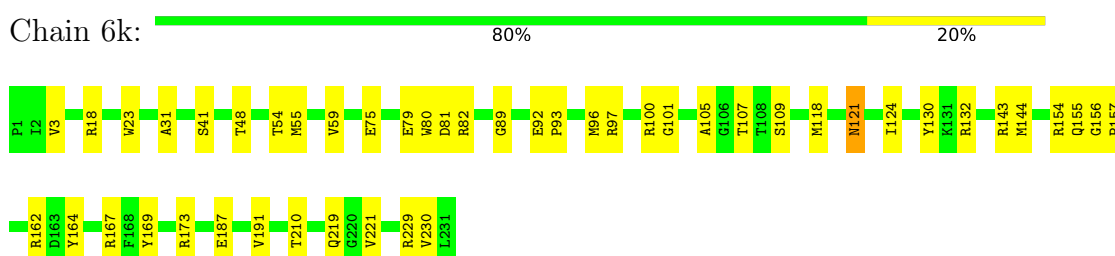
• Molecule 1: capsid protein



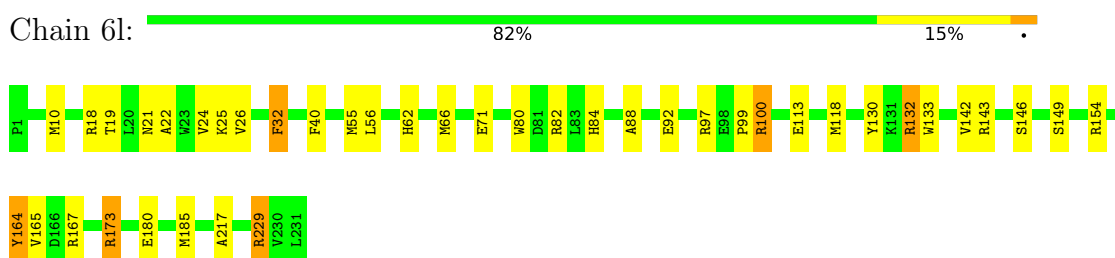
• Molecule 1: capsid protein



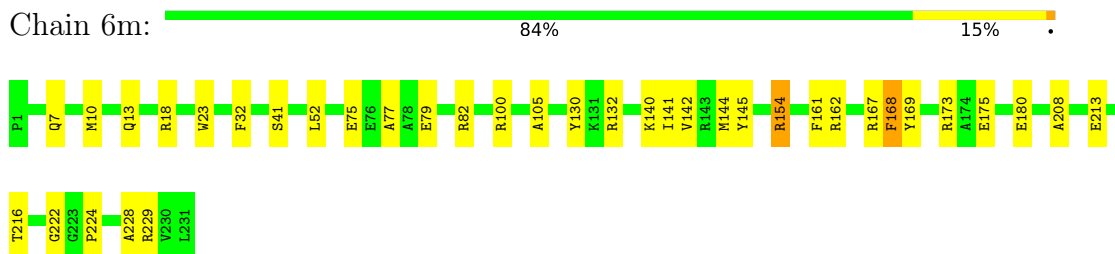
• Molecule 1: capsid protein



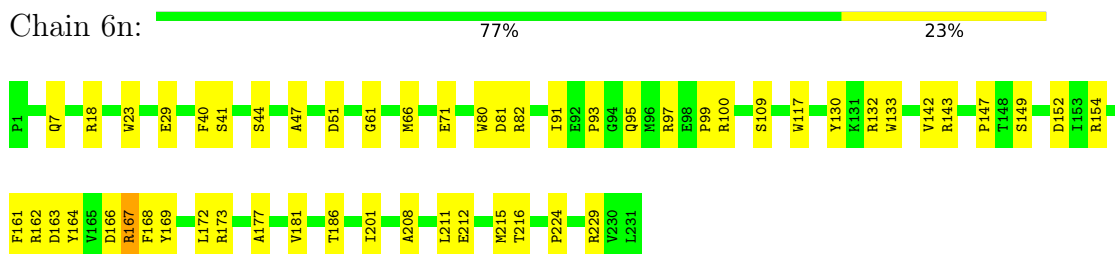
• Molecule 1: capsid protein



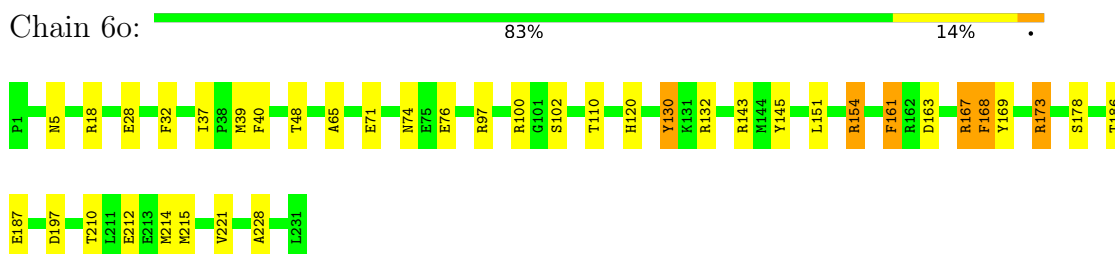
• Molecule 1: capsid protein



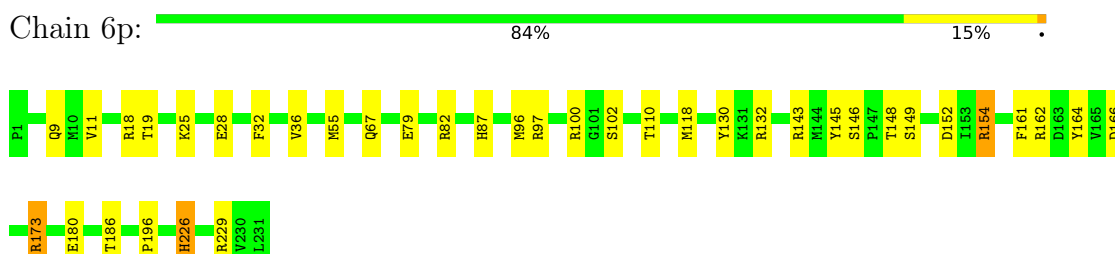
• Molecule 1: capsid protein



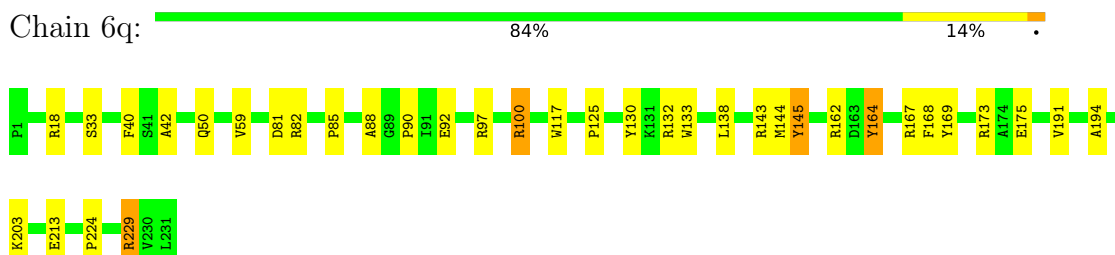
• Molecule 1: capsid protein



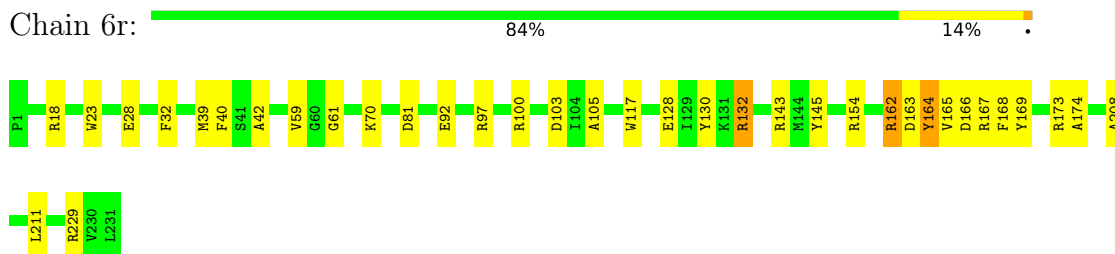
• Molecule 1: capsid protein



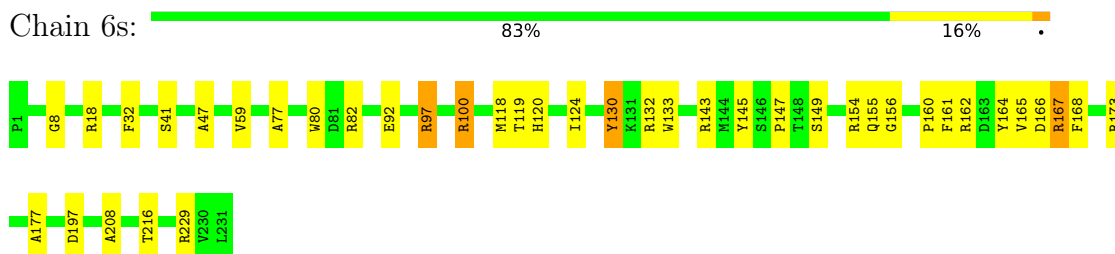
• Molecule 1: capsid protein



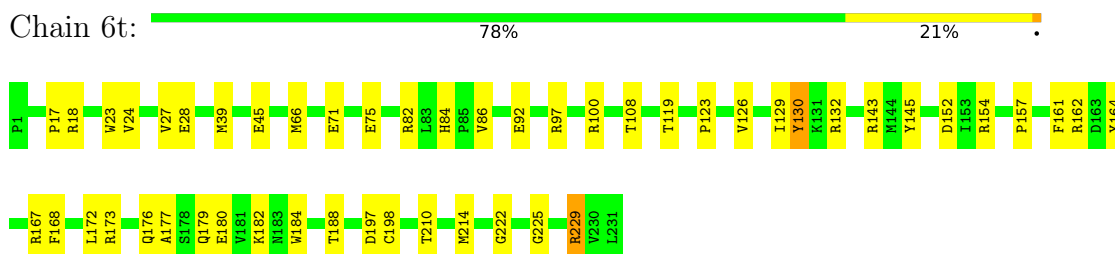
• Molecule 1: capsid protein



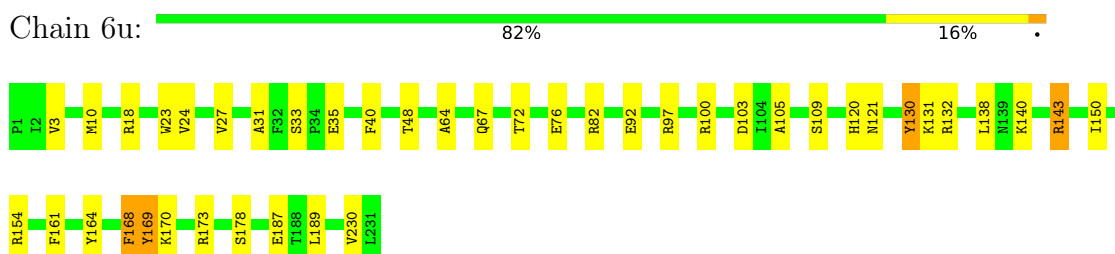
• Molecule 1: capsid protein



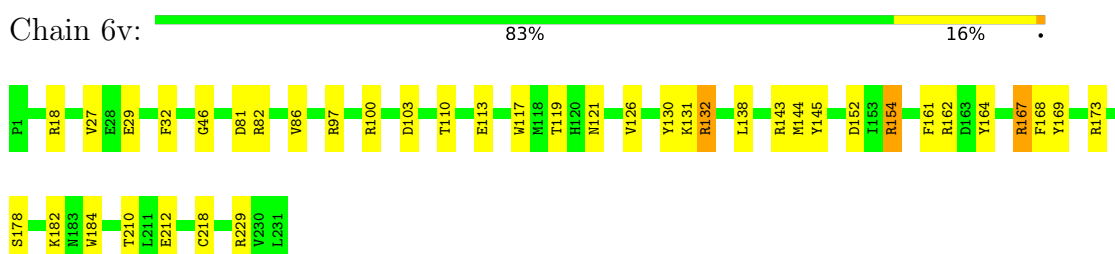
• Molecule 1: capsid protein



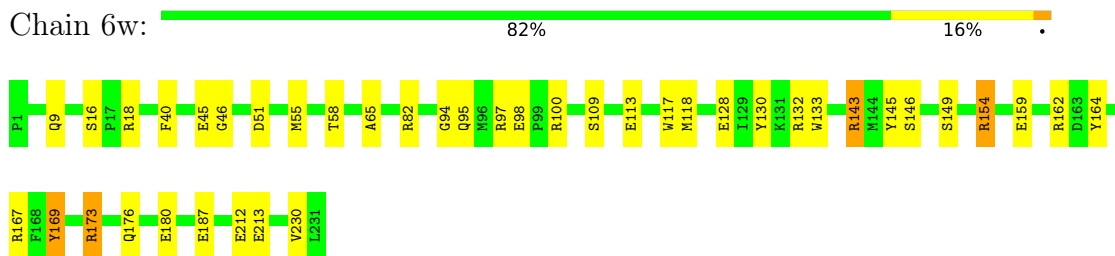
• Molecule 1: capsid protein



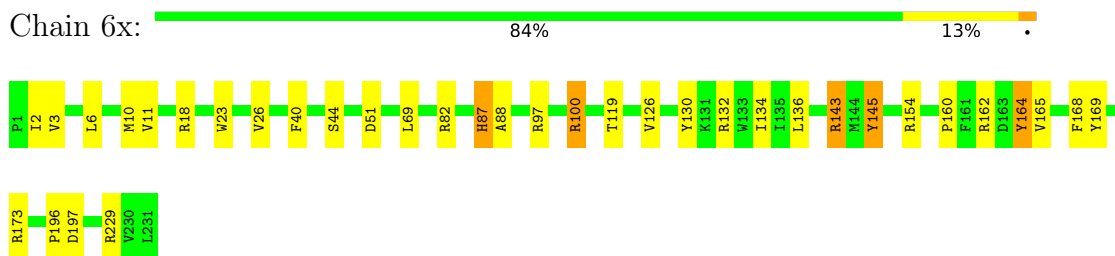
• Molecule 1: capsid protein



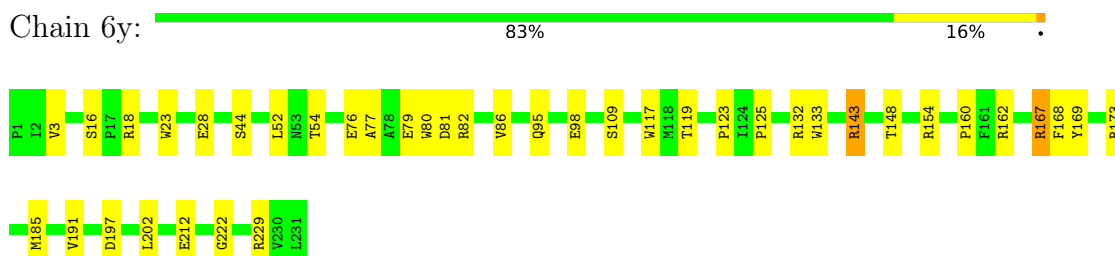
• Molecule 1: capsid protein



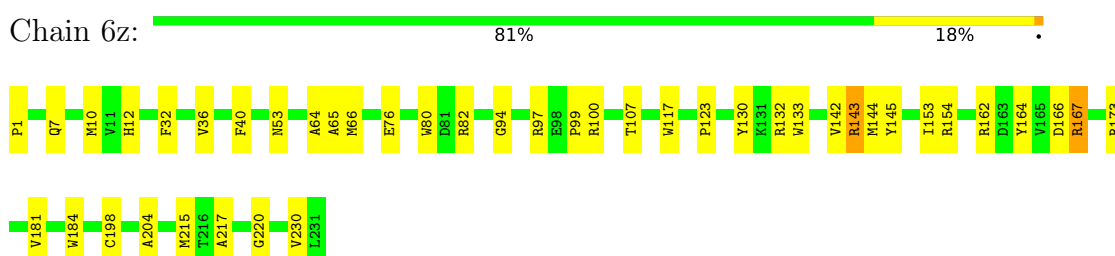
• Molecule 1: capsid protein



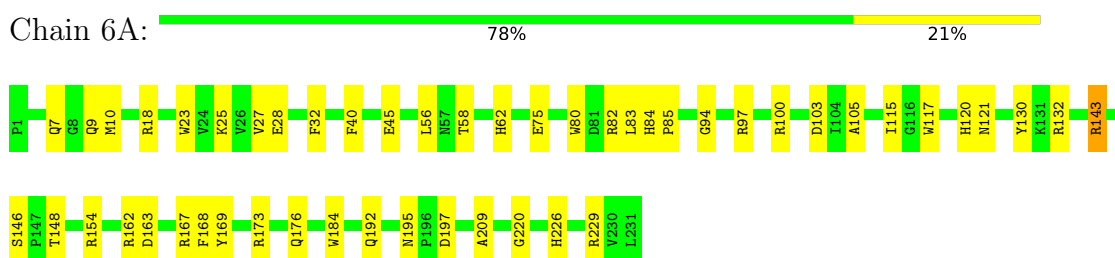
• Molecule 1: capsid protein



• Molecule 1: capsid protein

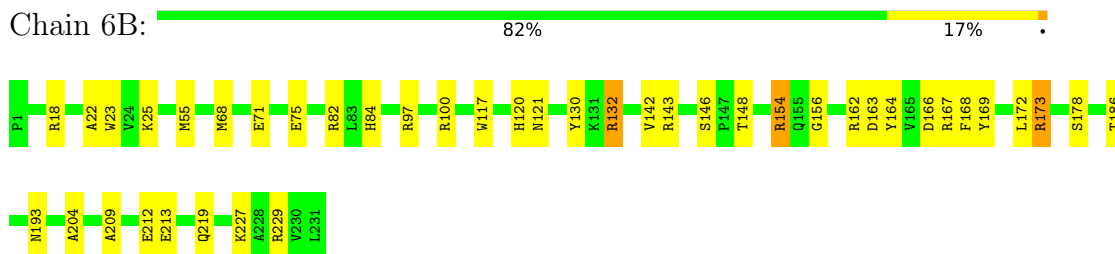


• Molecule 1: capsid protein

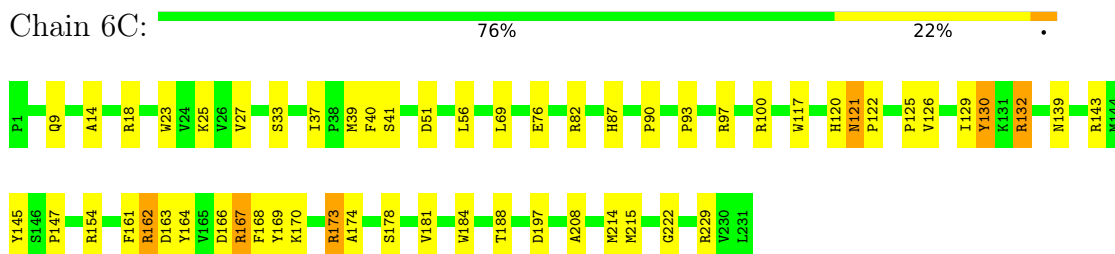




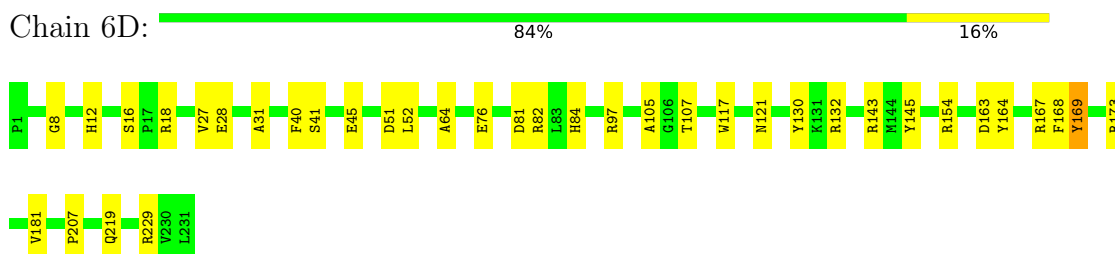
• Molecule 1: capsid protein



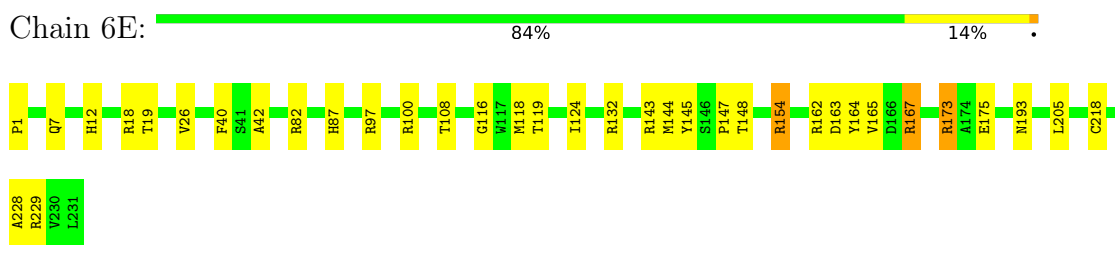
• Molecule 1: capsid protein



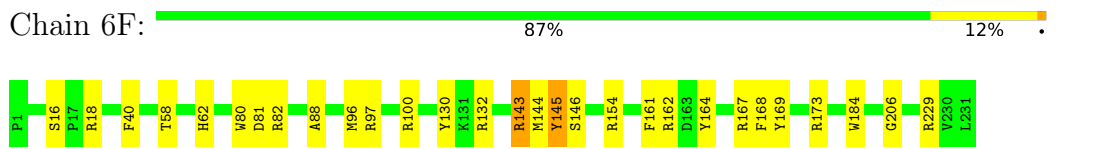
• Molecule 1: capsid protein



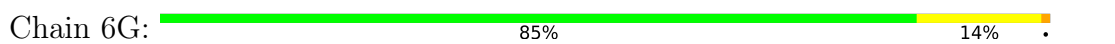
• Molecule 1: capsid protein

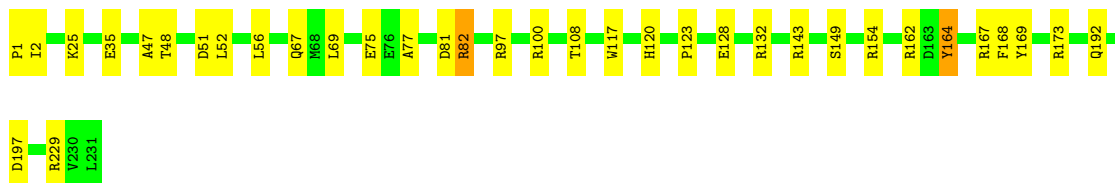


• Molecule 1: capsid protein



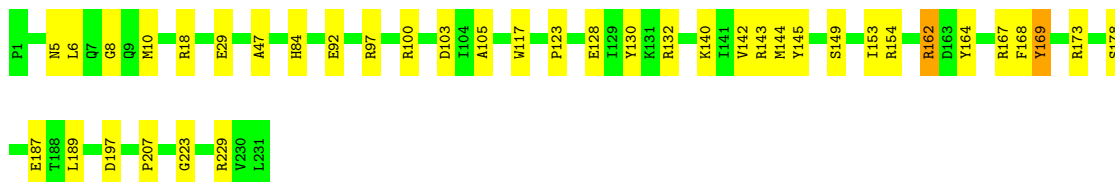
• Molecule 1: capsid protein





- Molecule 1: capsid protein

Chain 6H: 83% 16%



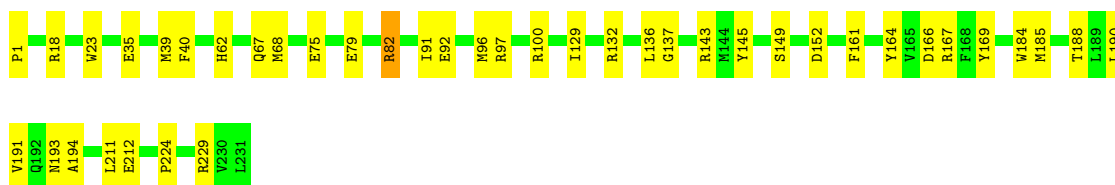
- Molecule 1: capsid protein

Chain 6I: 80% 18%



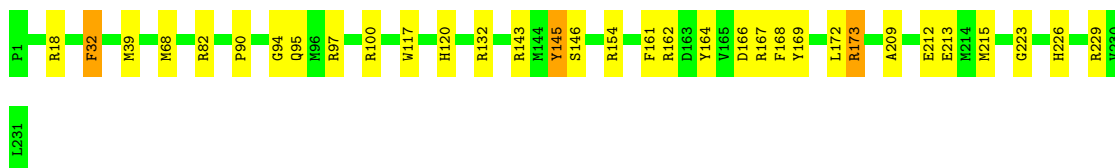
- Molecule 1: capsid protein

Chain 6J: 82% 17%



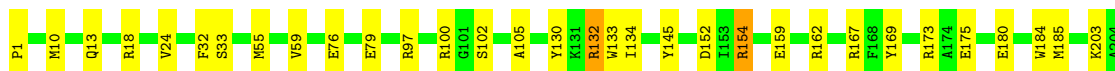
- Molecule 1: capsid protein

Chain 6K: 86% 13%

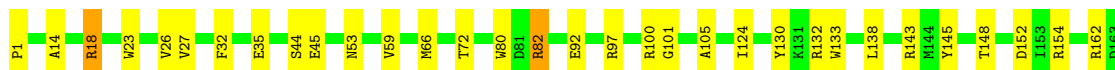
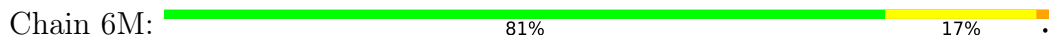


- Molecule 1: capsid protein

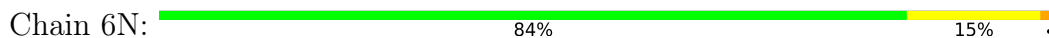
Chain 6L: 84% 15%



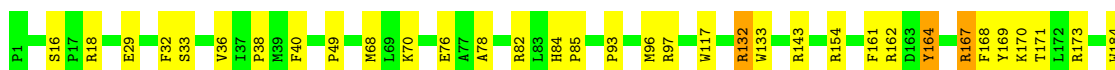
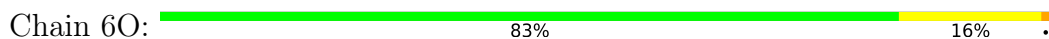
• Molecule 1: capsid protein



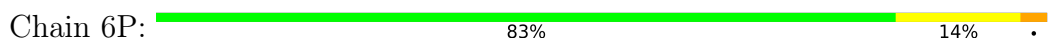
• Molecule 1: capsid protein



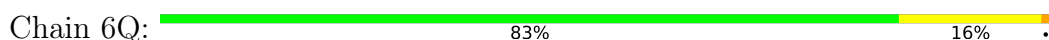
• Molecule 1: capsid protein

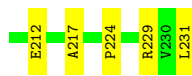


• Molecule 1: capsid protein

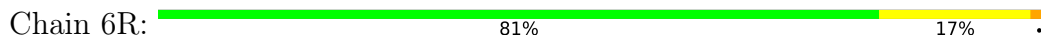


• Molecule 1: capsid protein

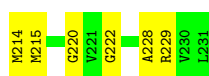
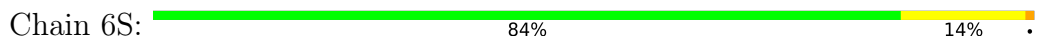





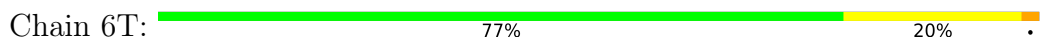
• Molecule 1: capsid protein



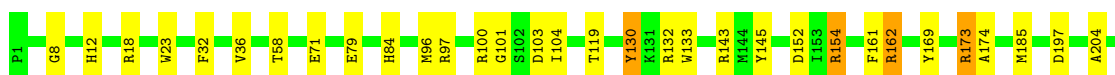
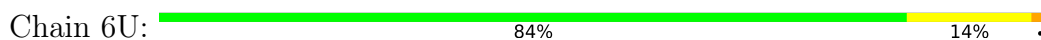
• Molecule 1: capsid protein



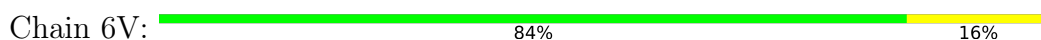
• Molecule 1: capsid protein

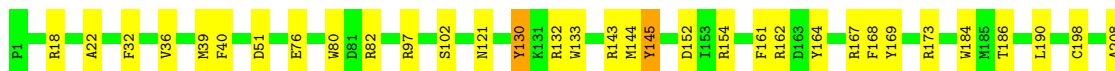


• Molecule 1: capsid protein

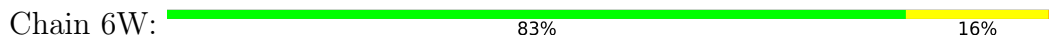


• Molecule 1: capsid protein

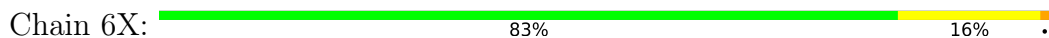




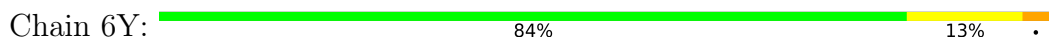
• Molecule 1: capsid protein



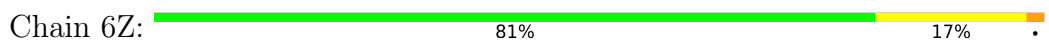
• Molecule 1: capsid protein



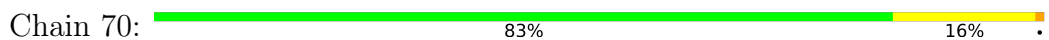
• Molecule 1: capsid protein



• Molecule 1: capsid protein

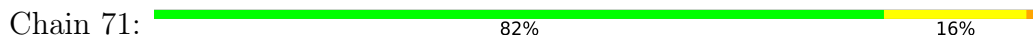


• Molecule 1: capsid protein

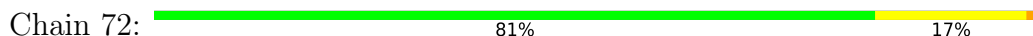




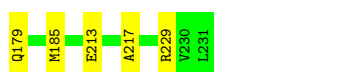
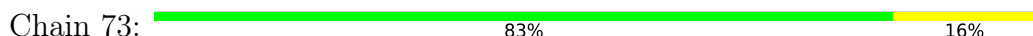
• Molecule 1: capsid protein



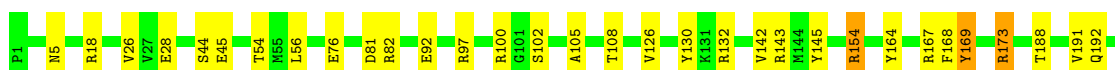
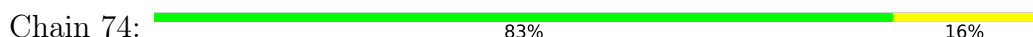
• Molecule 1: capsid protein



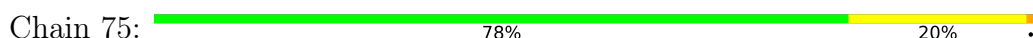
• Molecule 1: capsid protein



• Molecule 1: capsid protein

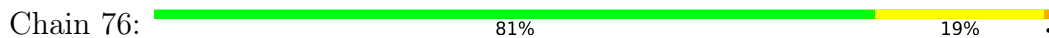


• Molecule 1: capsid protein

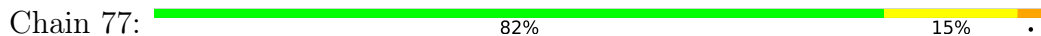




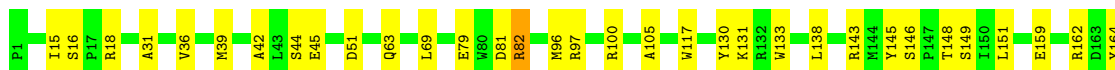
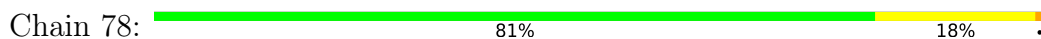
• Molecule 1: capsid protein



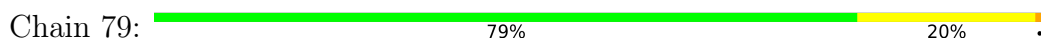
• Molecule 1: capsid protein



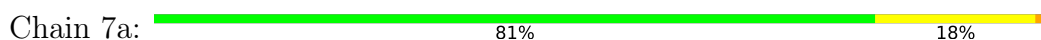
• Molecule 1: capsid protein

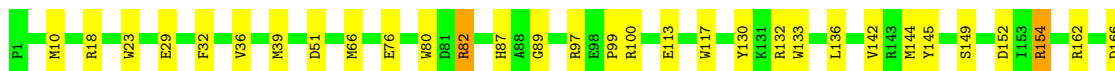


• Molecule 1: capsid protein

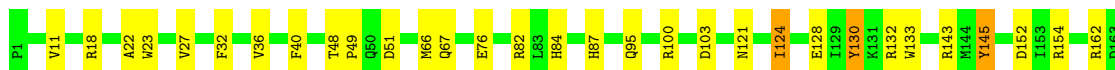
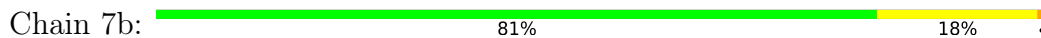


• Molecule 1: capsid protein

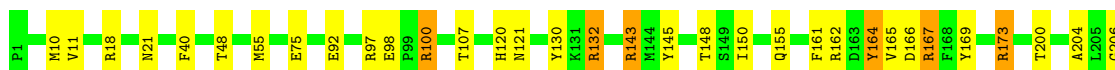
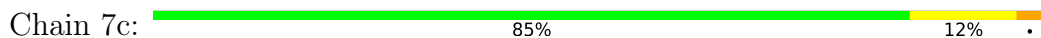




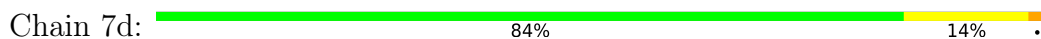
• Molecule 1: capsid protein



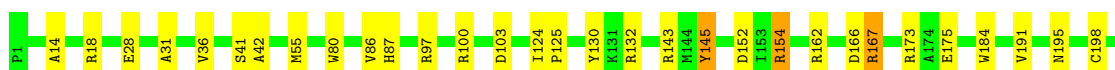
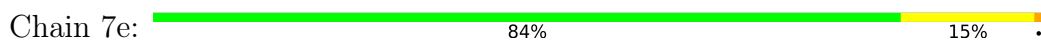
• Molecule 1: capsid protein



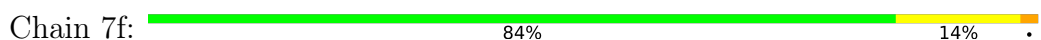
• Molecule 1: capsid protein



• Molecule 1: capsid protein



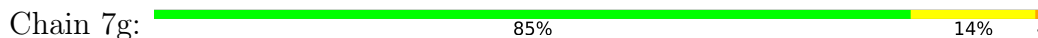
• Molecule 1: capsid protein



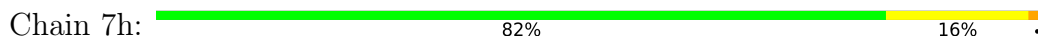




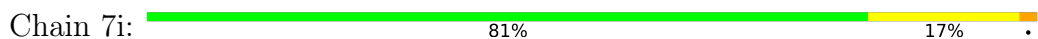
• Molecule 1: capsid protein



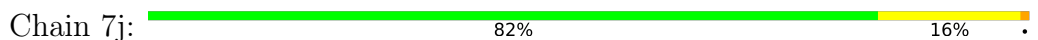
• Molecule 1: capsid protein



• Molecule 1: capsid protein

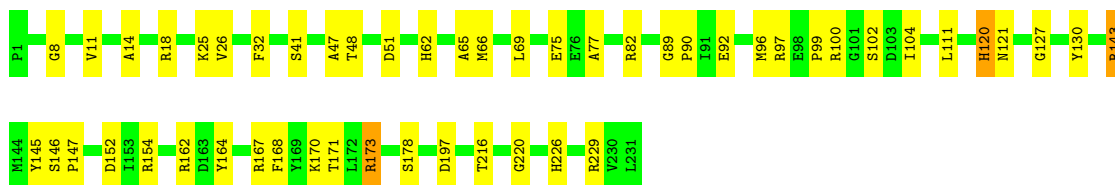


• Molecule 1: capsid protein




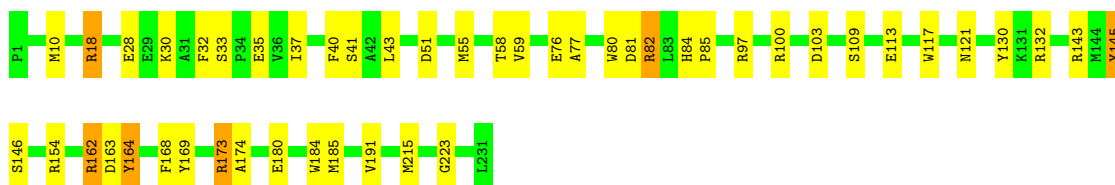
• Molecule 1: capsid protein

Chain 7k:  78% 21%




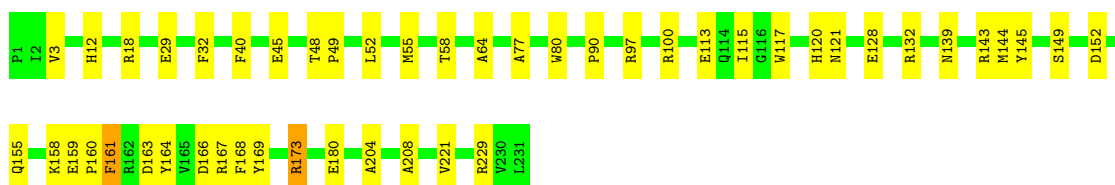
• Molecule 1: capsid protein

Chain 7l:  79% 18%




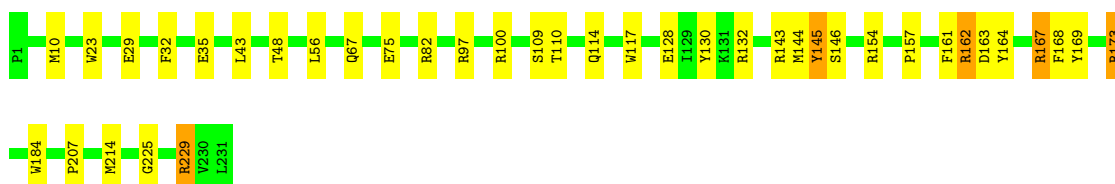
• Molecule 1: capsid protein

Chain 7m:  79% 20%



• Molecule 1: capsid protein

Chain 7n:  83% 15%




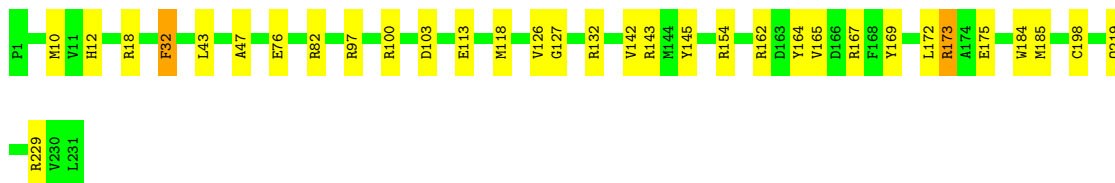
• Molecule 1: capsid protein

Chain 7o:  87% 12%



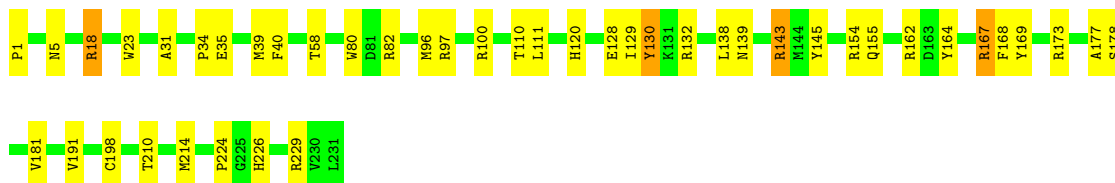
• Molecule 1: capsid protein

Chain 7p:  86% 13%



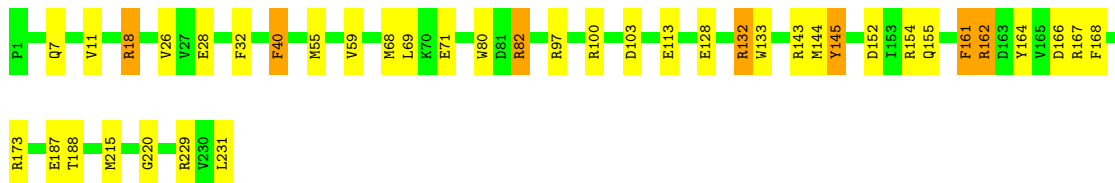
- Molecule 1: capsid protein

Chain 7q:   81% 17%



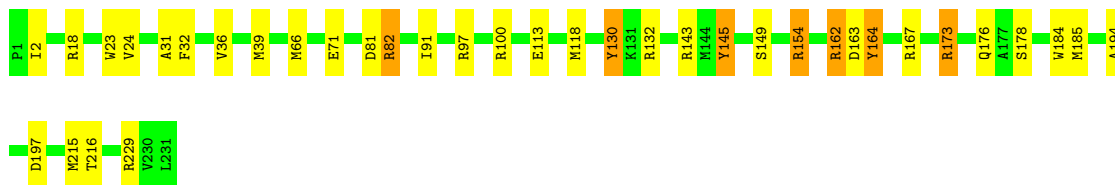
- Molecule 1: capsid protein

Chain 7r:   83% 14%



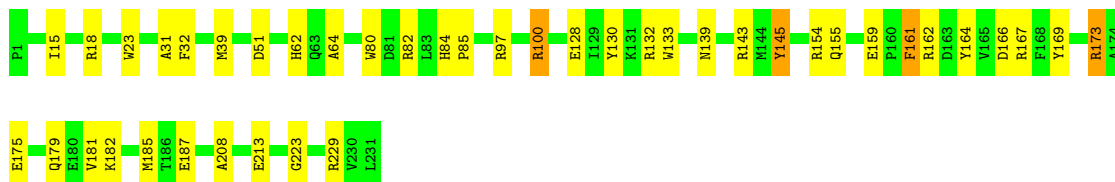
- Molecule 1: capsid protein

Chain 7s:   84% 13%



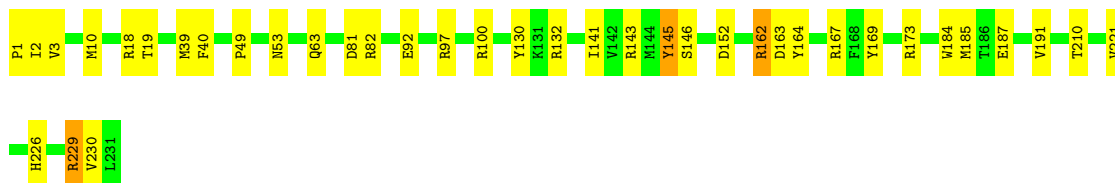
- Molecule 1: capsid protein

Chain 7t:   82% 16%

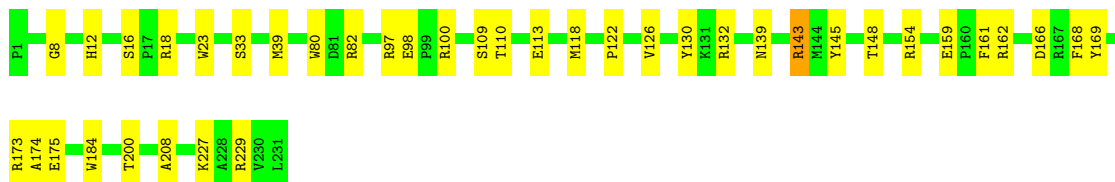
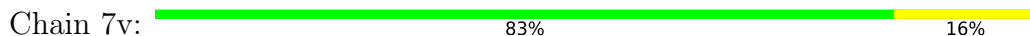


- Molecule 1: capsid protein

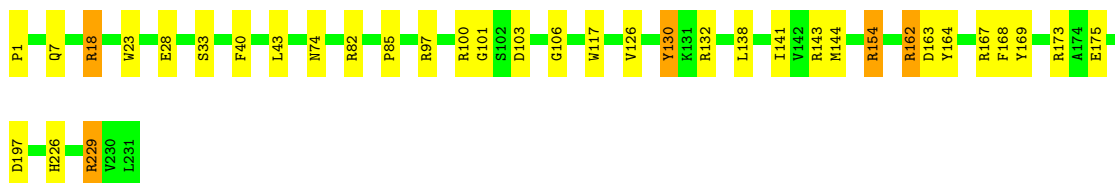
Chain 7u:   84% 15%



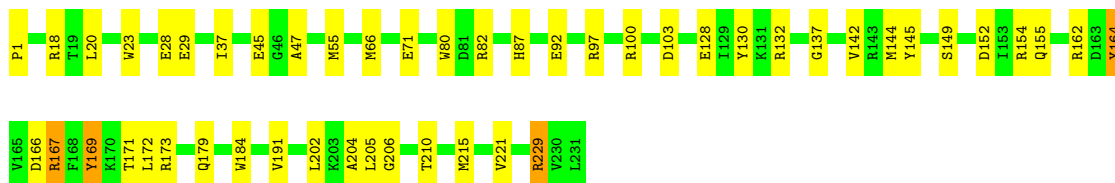
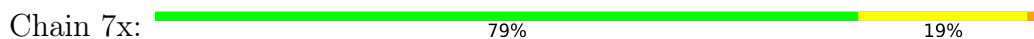
• Molecule 1: capsid protein



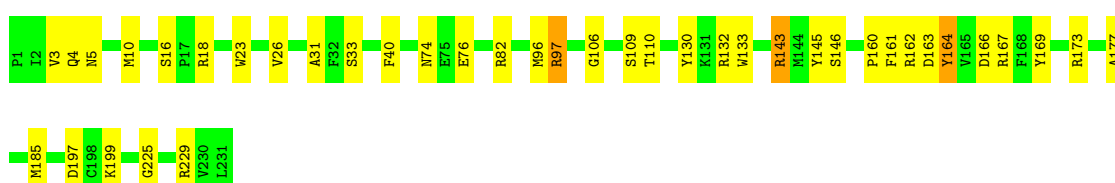
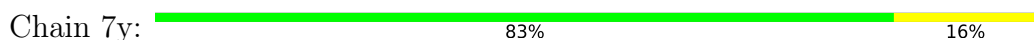
• Molecule 1: capsid protein



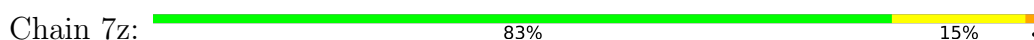
• Molecule 1: capsid protein



• Molecule 1: capsid protein


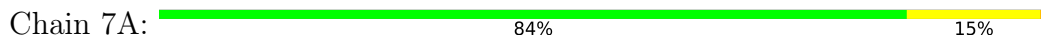


• Molecule 1: capsid protein

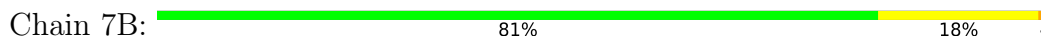




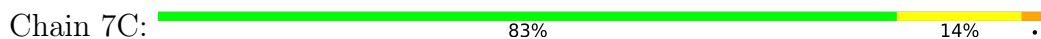
• Molecule 1: capsid protein



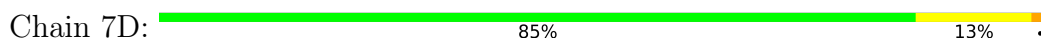
• Molecule 1: capsid protein



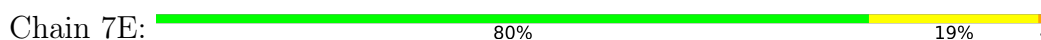
• Molecule 1: capsid protein



• Molecule 1: capsid protein

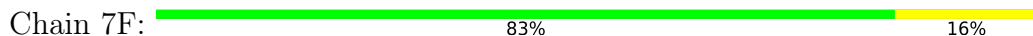


• Molecule 1: capsid protein

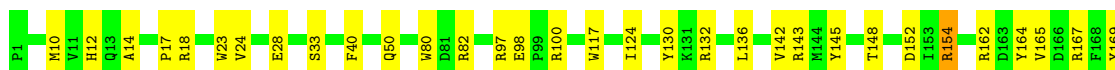
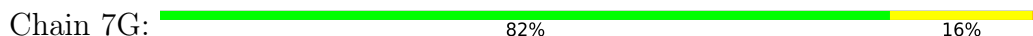




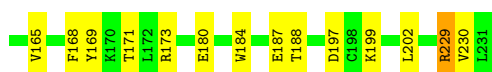
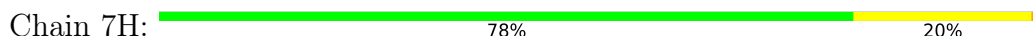
• Molecule 1: capsid protein



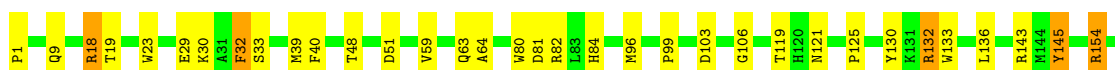
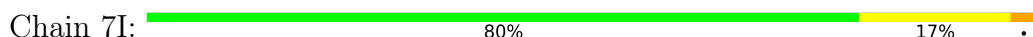
• Molecule 1: capsid protein



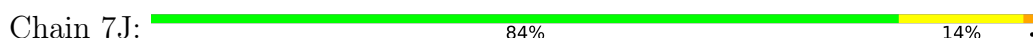
• Molecule 1: capsid protein



• Molecule 1: capsid protein

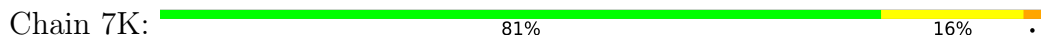


• Molecule 1: capsid protein


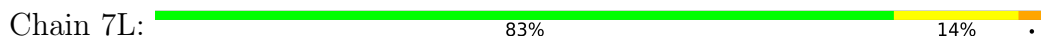




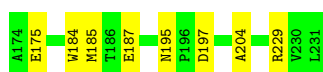
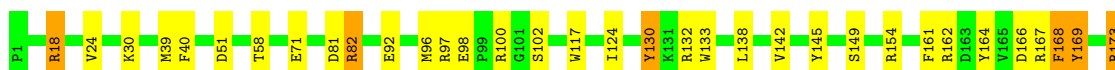
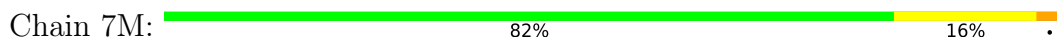
• Molecule 1: capsid protein



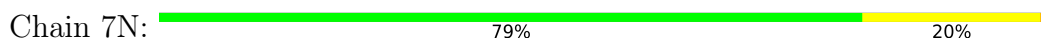
• Molecule 1: capsid protein



• Molecule 1: capsid protein

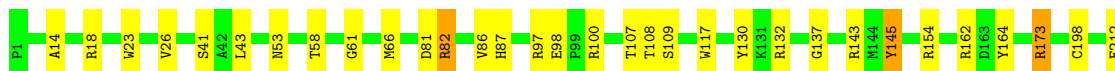


• Molecule 1: capsid protein

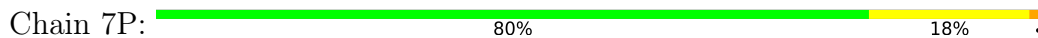


• Molecule 1: capsid protein

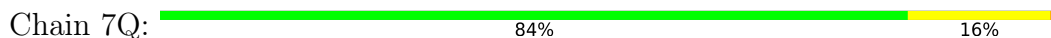




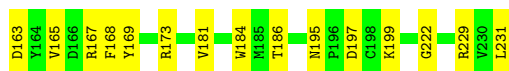
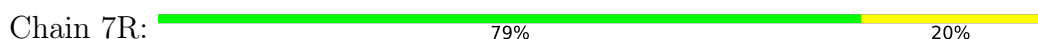
• Molecule 1: capsid protein



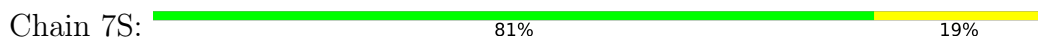
• Molecule 1: capsid protein



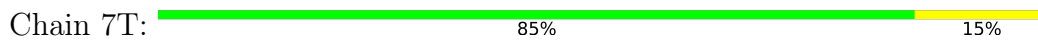
• Molecule 1: capsid protein



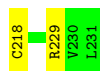
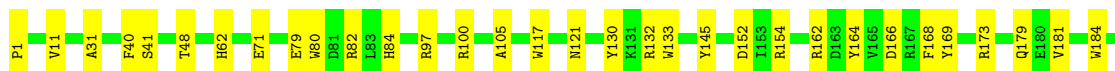
• Molecule 1: capsid protein



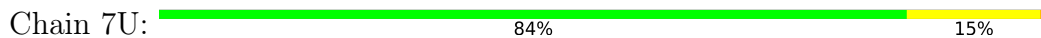
• Molecule 1: capsid protein



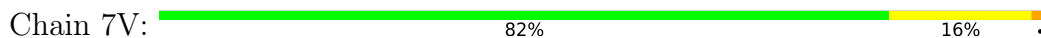




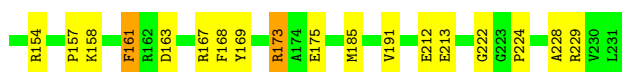
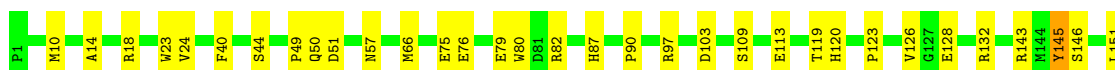
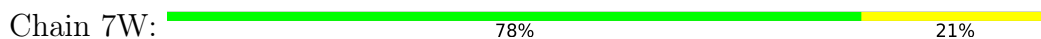
• Molecule 1: capsid protein



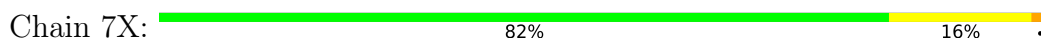
• Molecule 1: capsid protein



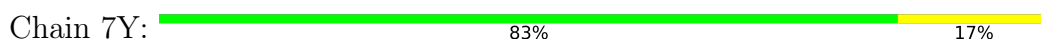
• Molecule 1: capsid protein

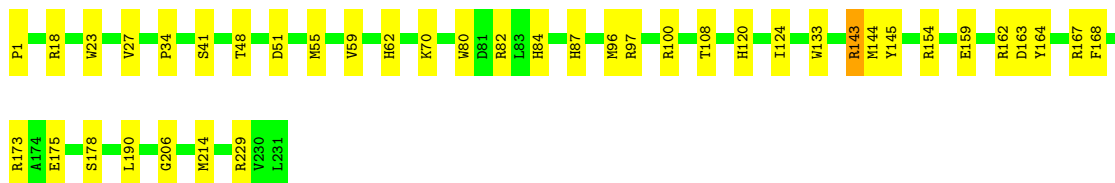


• Molecule 1: capsid protein

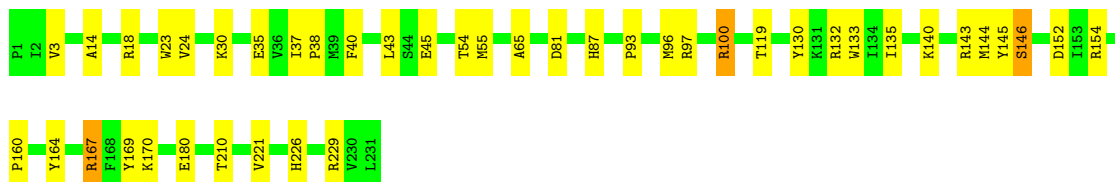
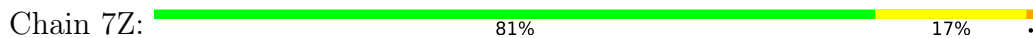


• Molecule 1: capsid protein

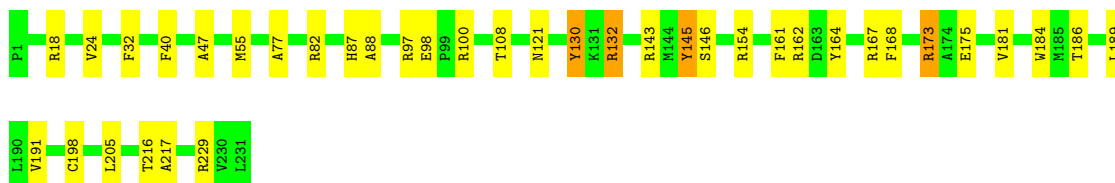
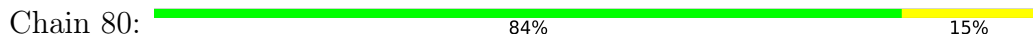




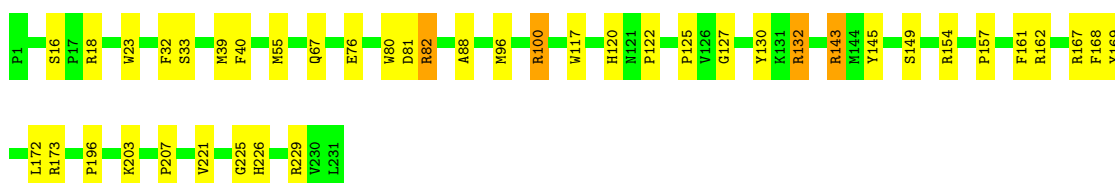
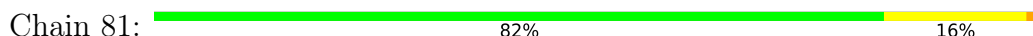
• Molecule 1: capsid protein



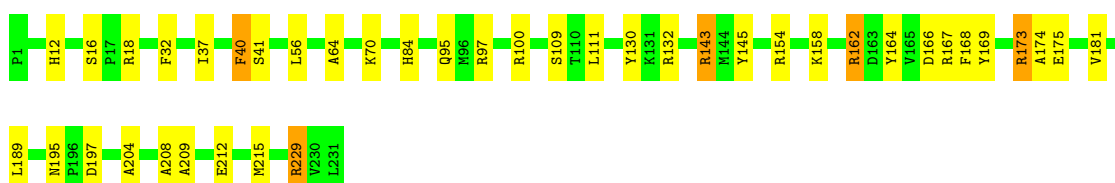
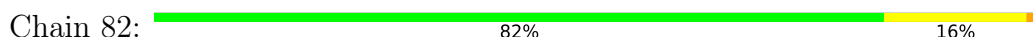
• Molecule 1: capsid protein



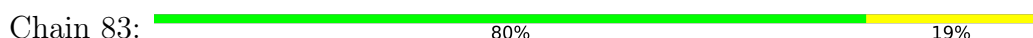
• Molecule 1: capsid protein



• Molecule 1: capsid protein

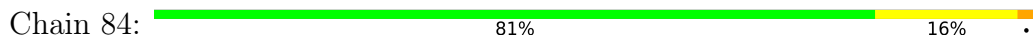


• Molecule 1: capsid protein

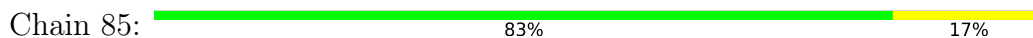




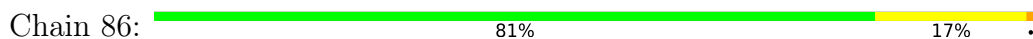
• Molecule 1: capsid protein



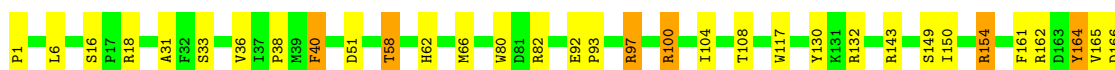
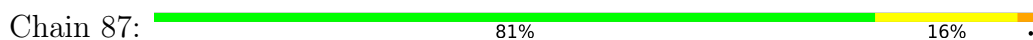
• Molecule 1: capsid protein



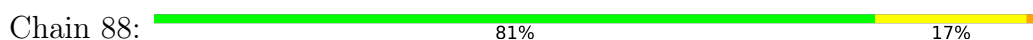
• Molecule 1: capsid protein

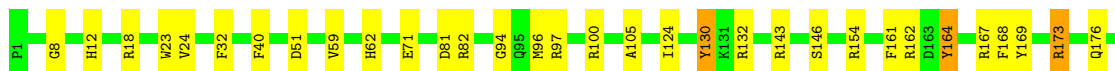


• Molecule 1: capsid protein

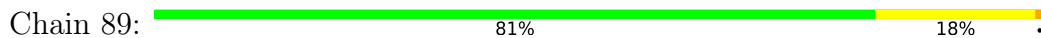


• Molecule 1: capsid protein

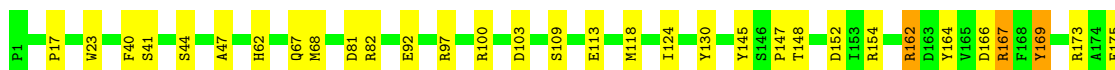
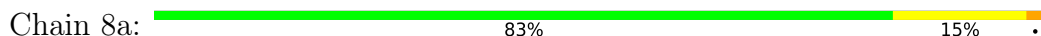




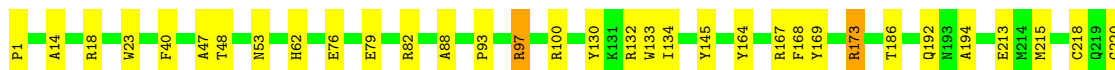
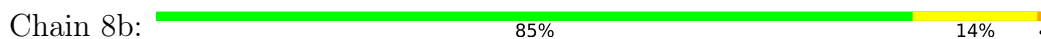
• Molecule 1: capsid protein



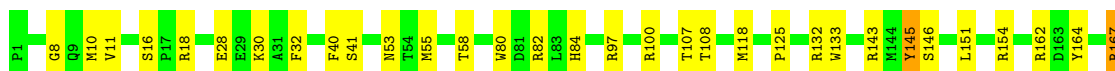
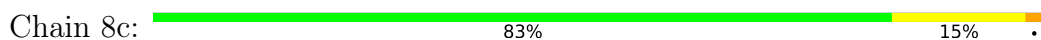
• Molecule 1: capsid protein



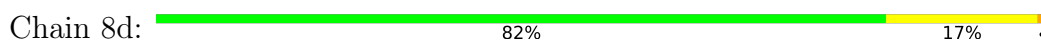
• Molecule 1: capsid protein



• Molecule 1: capsid protein

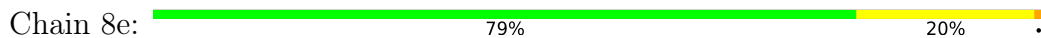


• Molecule 1: capsid protein

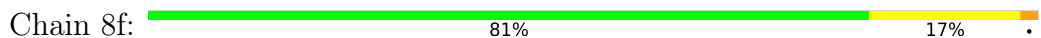




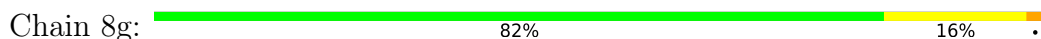
• Molecule 1: capsid protein



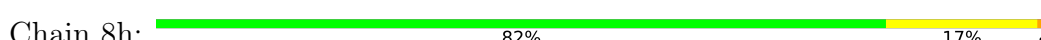
• Molecule 1: capsid protein



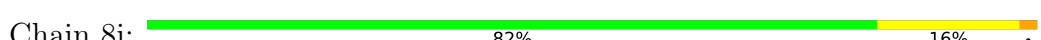
• Molecule 1: capsid protein

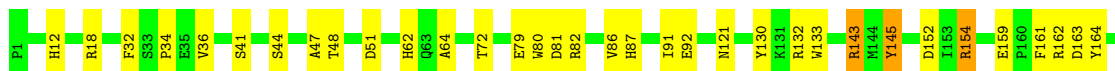


• Molecule 1: capsid protein

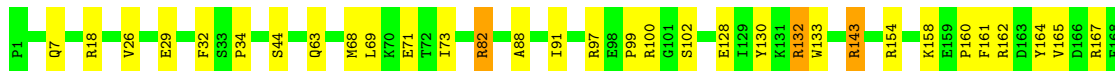
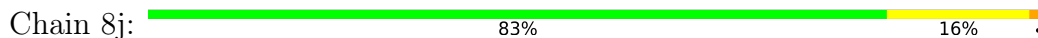


• Molecule 1: capsid protein

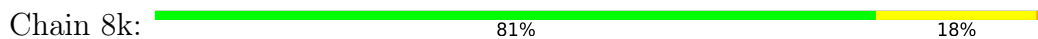




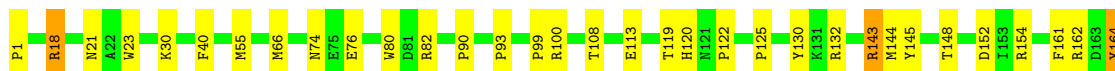
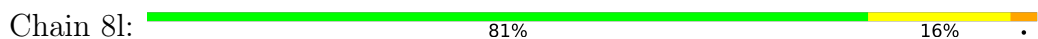
• Molecule 1: capsid protein



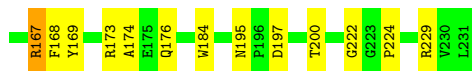
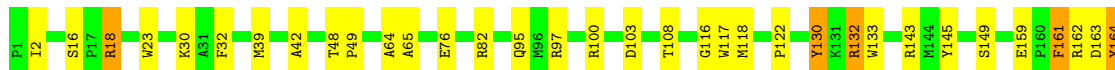
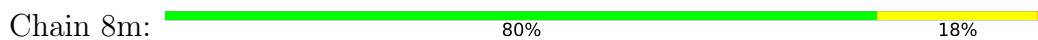
• Molecule 1: capsid protein



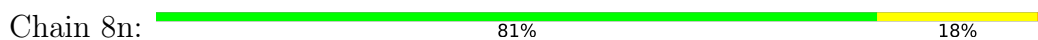
• Molecule 1: capsid protein



• Molecule 1: capsid protein

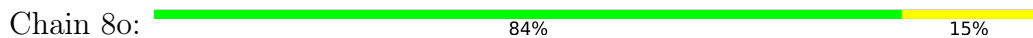


• Molecule 1: capsid protein

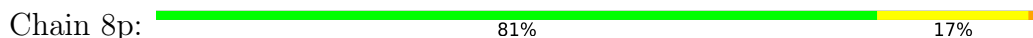




• Molecule 1: capsid protein



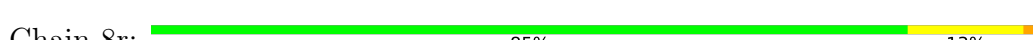
• Molecule 1: capsid protein



• Molecule 1: capsid protein

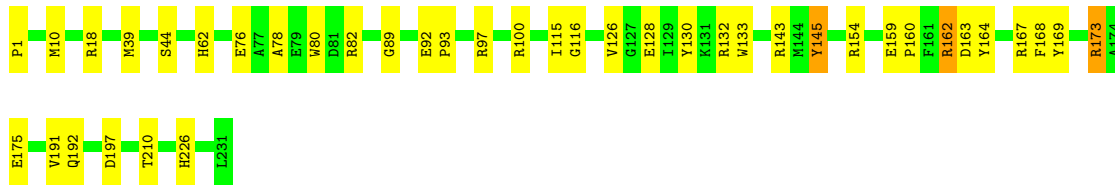


• Molecule 1: capsid protein



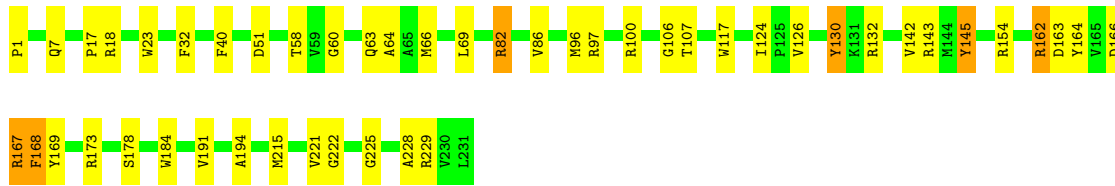
• Molecule 1: capsid protein

Chain 8s:    83% 16%



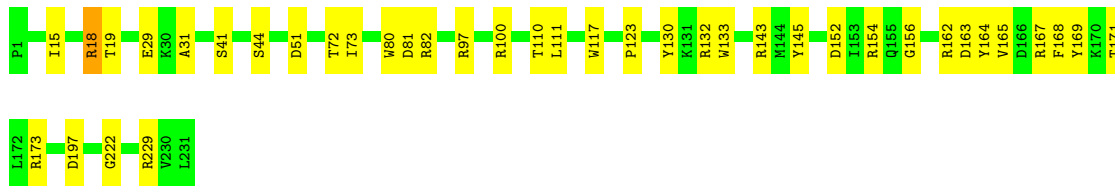
• Molecule 1: capsid protein

Chain 8t:    79% 18%



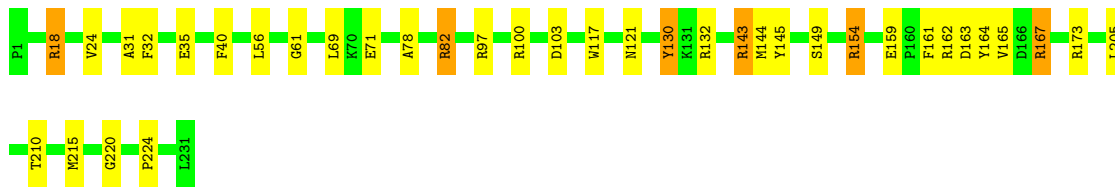
• Molecule 1: capsid protein

Chain 8u:    83% 16%



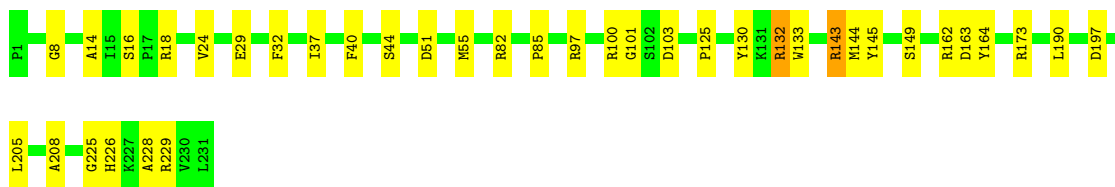
• Molecule 1: capsid protein

Chain 8v:    84% 13%



• Molecule 1: capsid protein

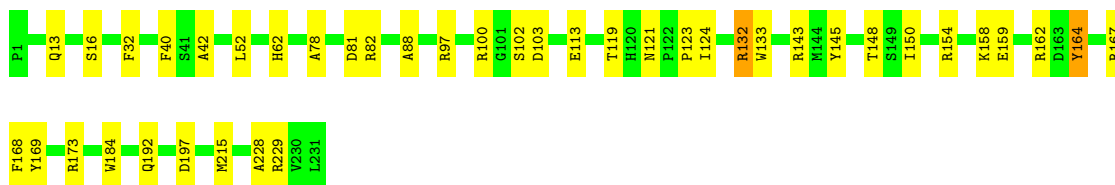
Chain 8w:    84% 16%




• Molecule 1: capsid protein

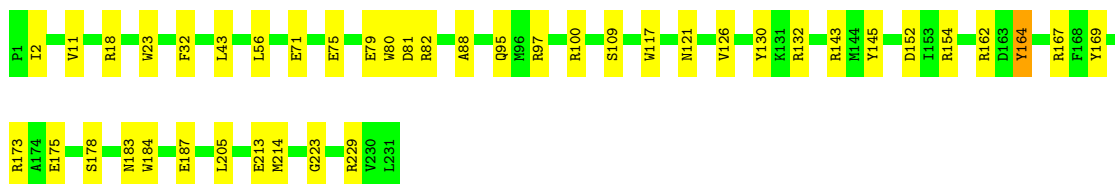


Chain 8x:  82% 17%




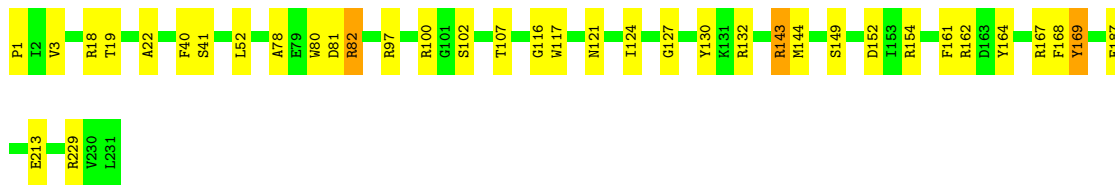
• Molecule 1: capsid protein

Chain 8y:  82% 18%




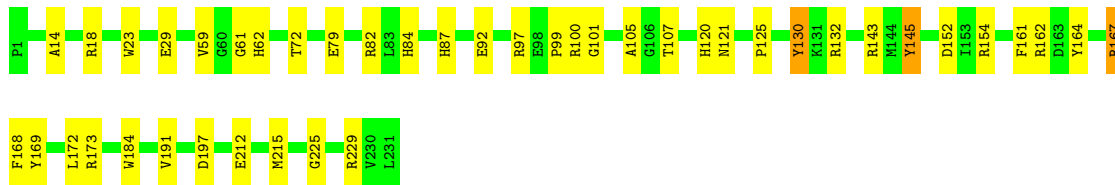
• Molecule 1: capsid protein

Chain 8z:  84% 15%




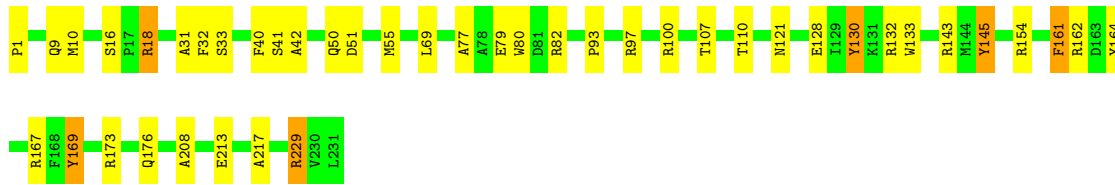
• Molecule 1: capsid protein

Chain 8A:  81% 17%

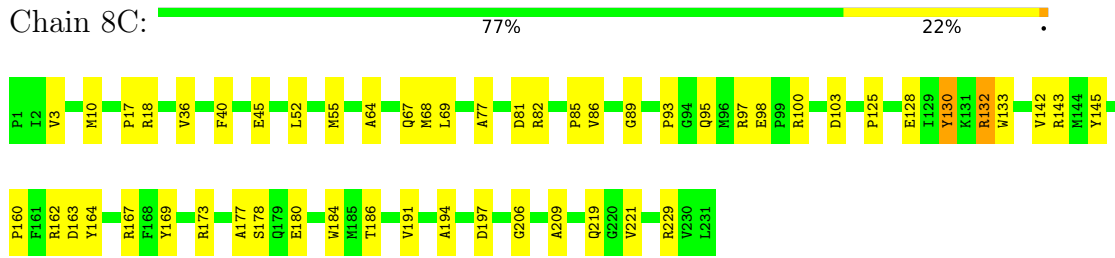


• Molecule 1: capsid protein

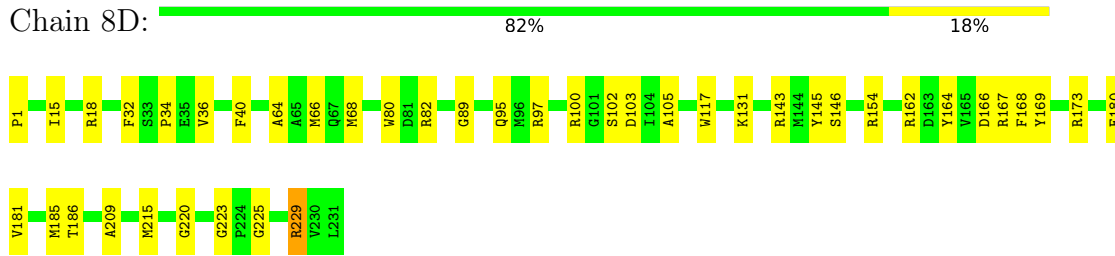
Chain 8B:  81% 16%



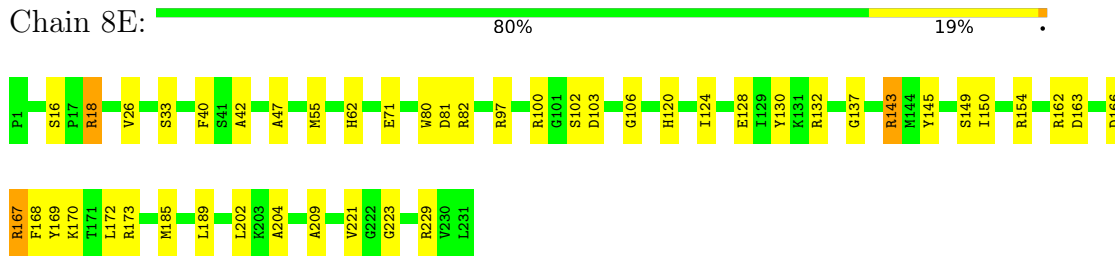
• Molecule 1: capsid protein



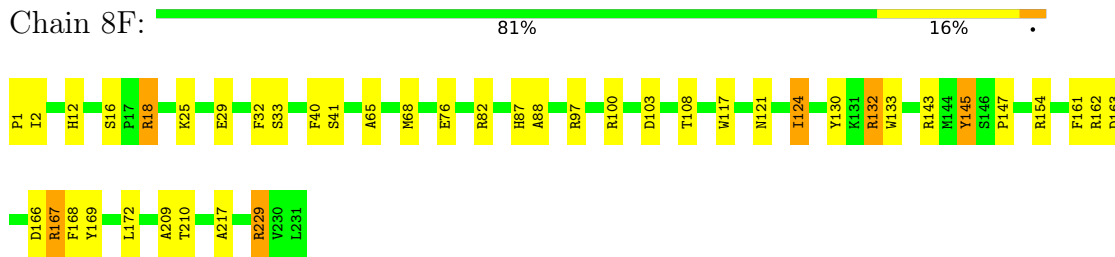
• Molecule 1: capsid protein



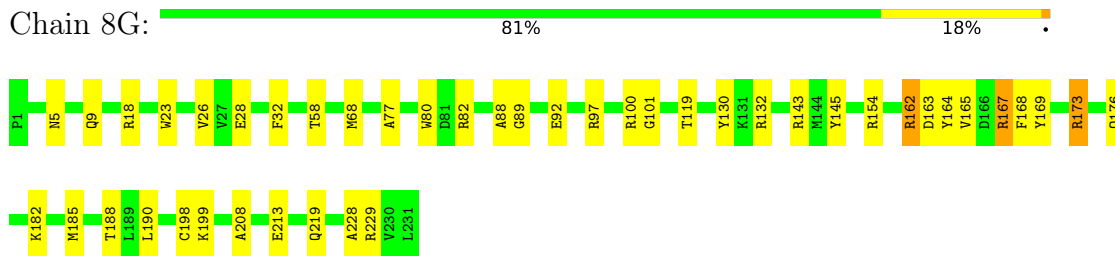
• Molecule 1: capsid protein




• Molecule 1: capsid protein

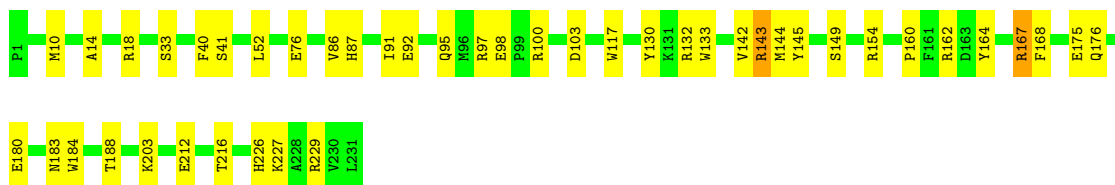


• Molecule 1: capsid protein




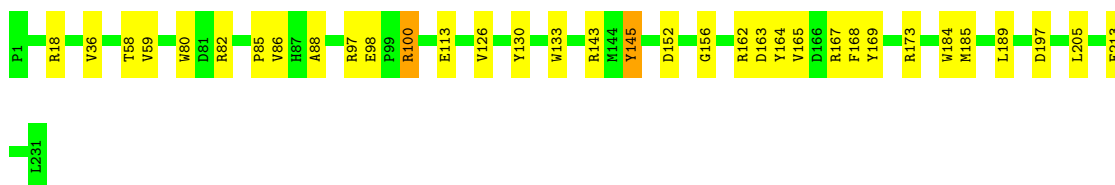
• Molecule 1: capsid protein

Chain 8H:  81% 18%




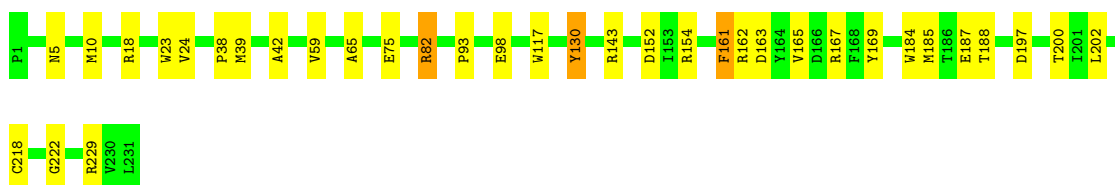
• Molecule 1: capsid protein

Chain 8I:  85% 14%




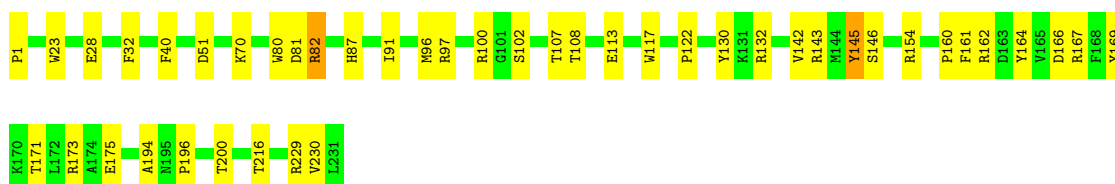
• Molecule 1: capsid protein

Chain 8J:  85% 14%




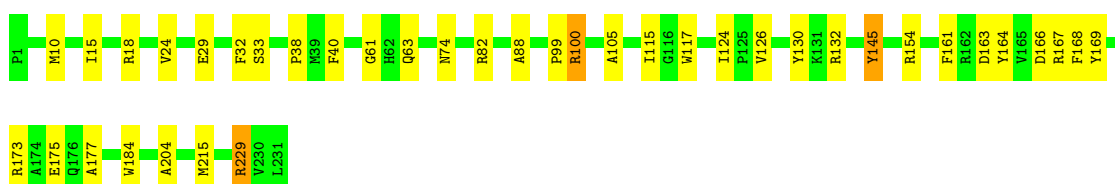
• Molecule 1: capsid protein

Chain 8K:  81% 18%

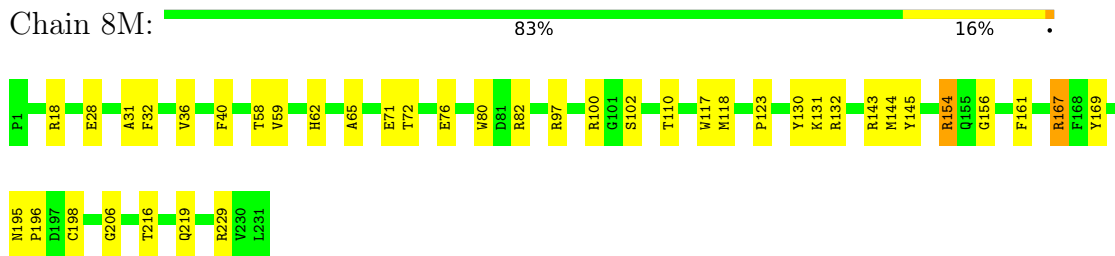


• Molecule 1: capsid protein

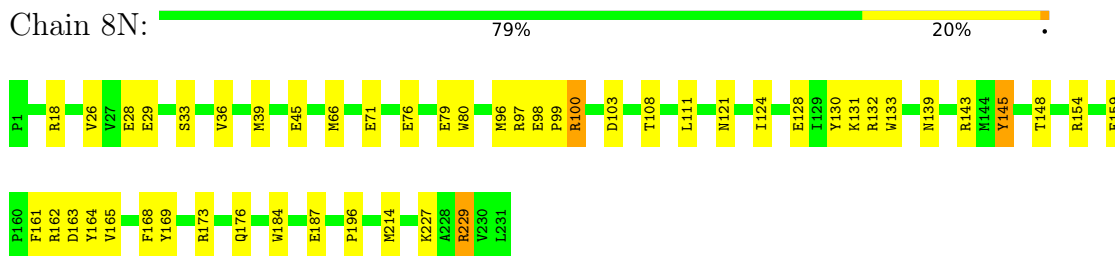
Chain 8L:  83% 16%



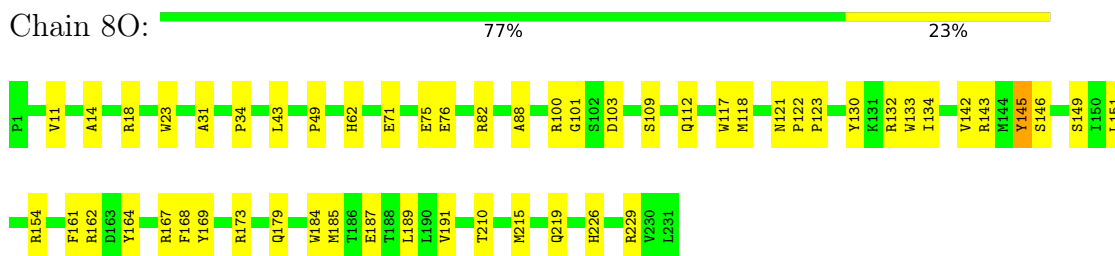
• Molecule 1: capsid protein



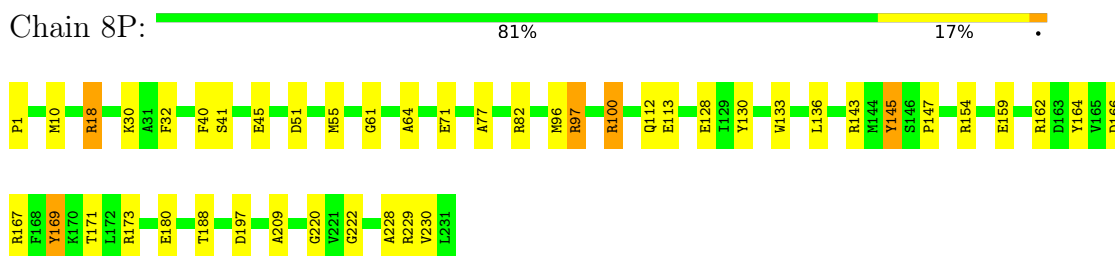
• Molecule 1: capsid protein



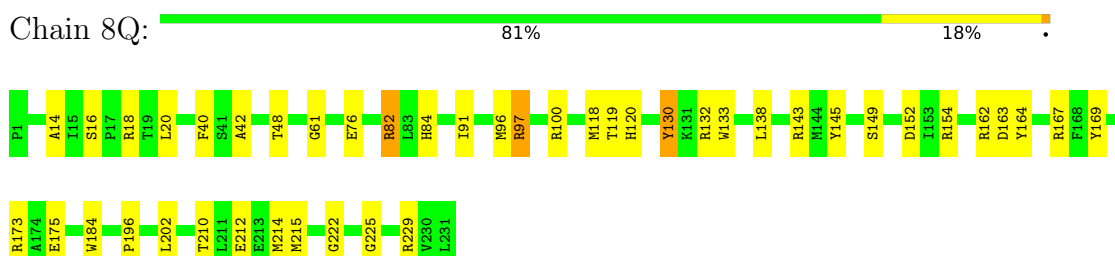
• Molecule 1: capsid protein




• Molecule 1: capsid protein

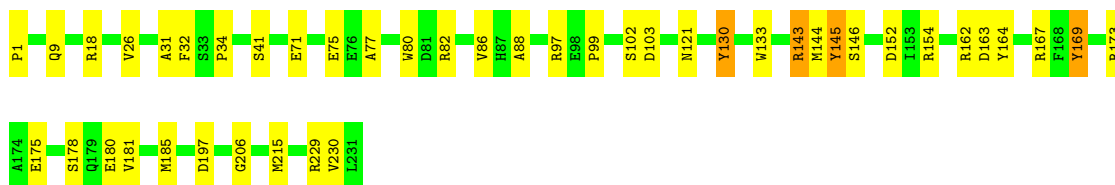


• Molecule 1: capsid protein




• Molecule 1: capsid protein

Chain 8R:  81% 17%




- Molecule 1: capsid protein

Chain 8S:  84% 14%




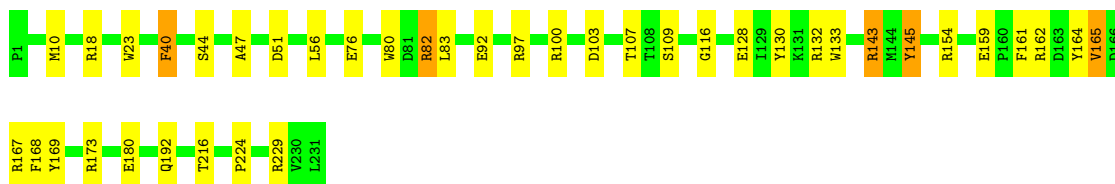
- Molecule 1: capsid protein

Chain 8T:  81% 18%




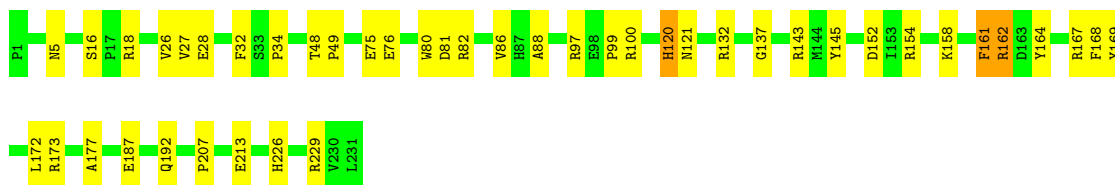
- Molecule 1: capsid protein

Chain 8U:  83% 15%




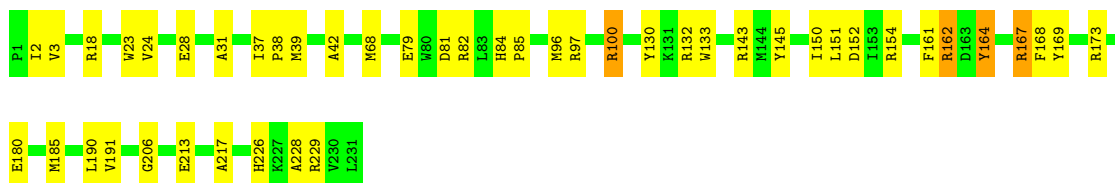
- Molecule 1: capsid protein

Chain 8V:  81% 18%




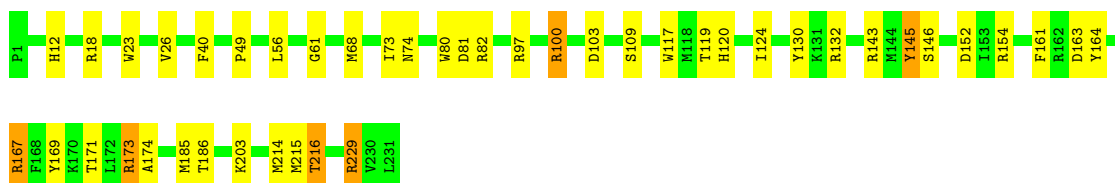
- Molecule 1: capsid protein

Chain 8W:  80% 18%




• Molecule 1: capsid protein

Chain 8X:  81% 16%



• Molecule 1: capsid protein

Chain 8Y:  84% 15%




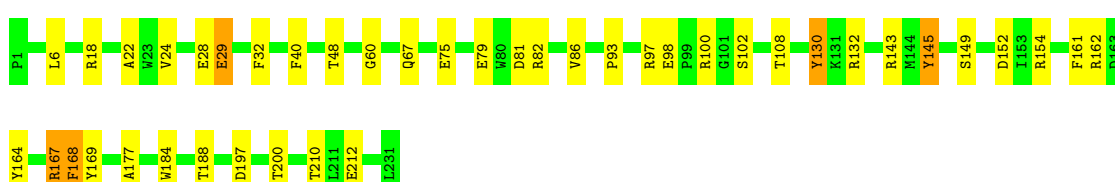
• Molecule 1: capsid protein

Chain 8Z:  87% 13%




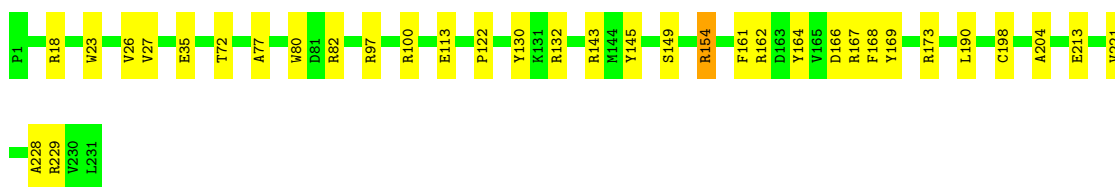
• Molecule 1: capsid protein

Chain 90:  82% 16%




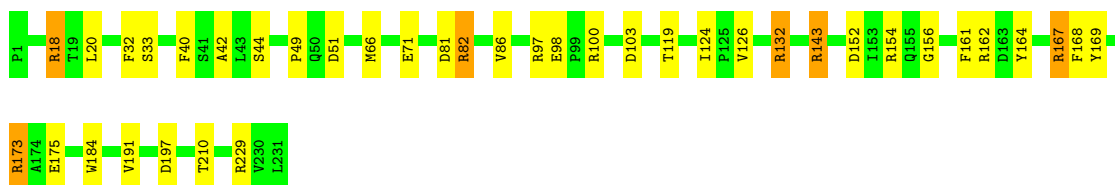
• Molecule 1: capsid protein

Chain 91:  85% 14%




- Molecule 1: capsid protein

Chain 92:  83% 14%




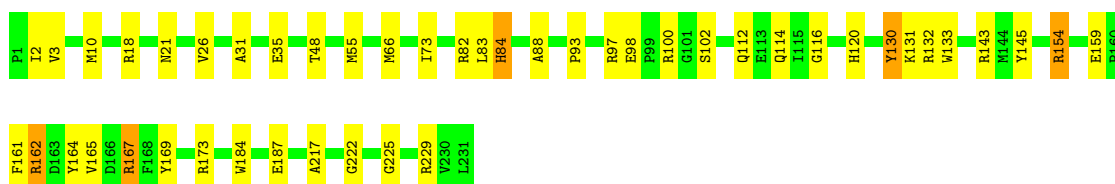
- Molecule 1: capsid protein

Chain 93:  80% 19%




- Molecule 1: capsid protein

Chain 94:  80% 18%




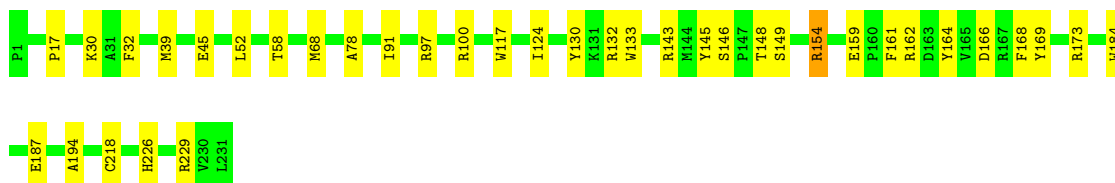
- Molecule 1: capsid protein

Chain 95:  80% 19%




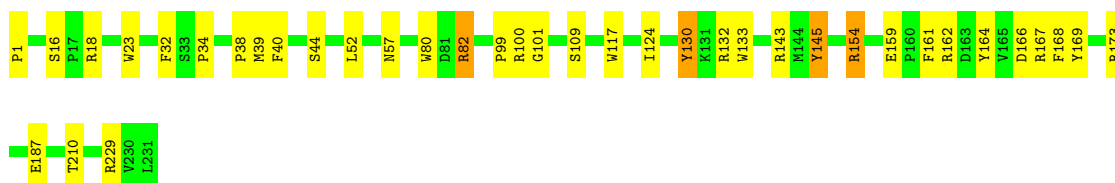
- Molecule 1: capsid protein

Chain 96:  84% 16%




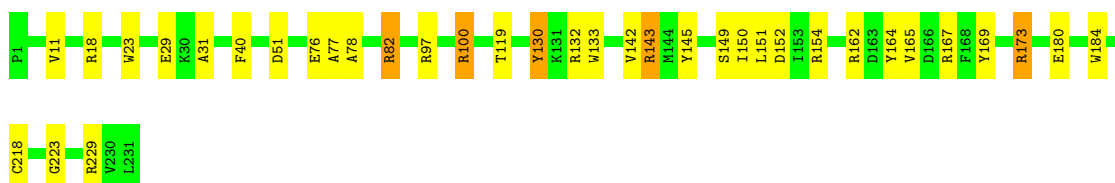
• Molecule 1: capsid protein

Chain 97:  84% 15%




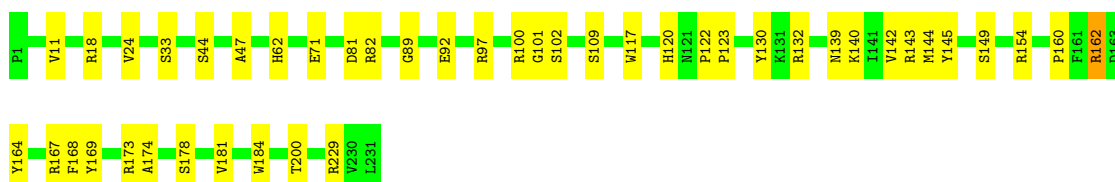
• Molecule 1: capsid protein

Chain 98:  84% 13%




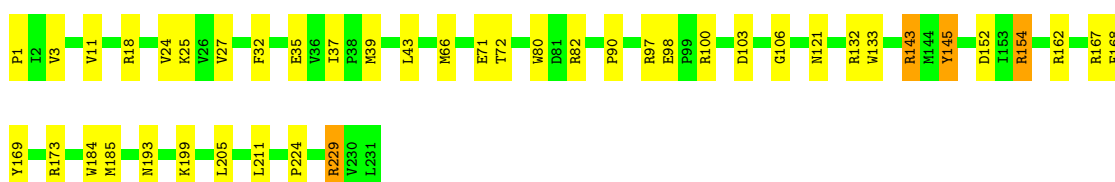
• Molecule 1: capsid protein

Chain 99:  81% 19%




• Molecule 1: capsid protein

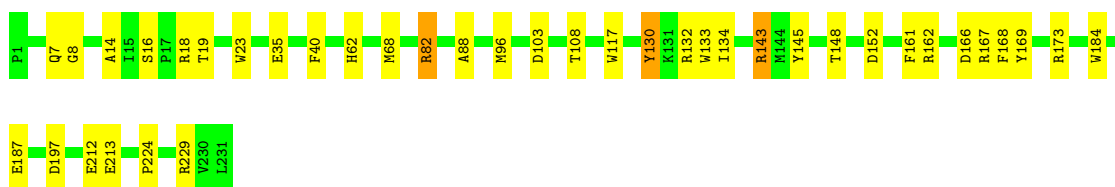
Chain 9a:  81% 17%




• Molecule 1: capsid protein



Chain 9b:  83% 16%




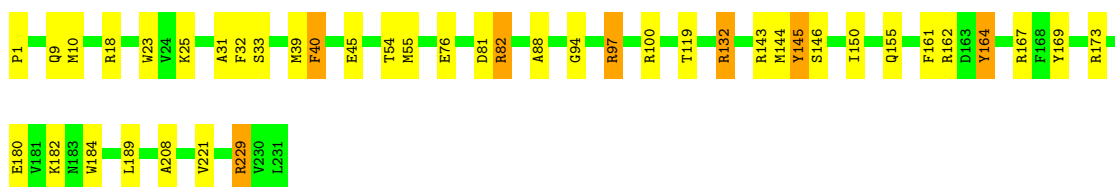
- Molecule 1: capsid protein

Chain 9c:  83% 14%




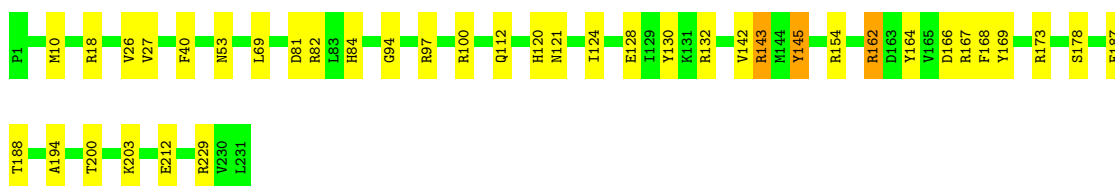
- Molecule 1: capsid protein

Chain 9d:  82% 15%




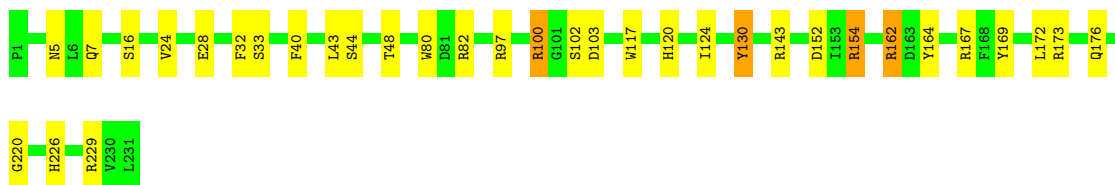
- Molecule 1: capsid protein

Chain 9e:  83% 16%




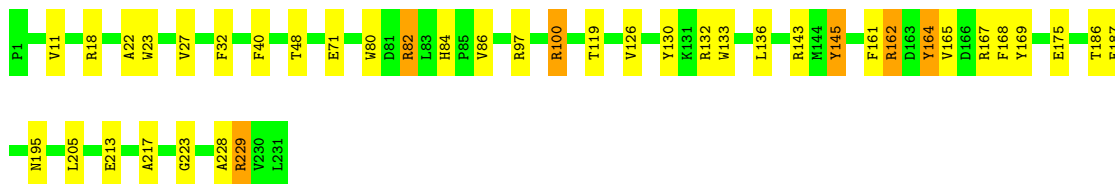
- Molecule 1: capsid protein

Chain 9f:  85% 13%




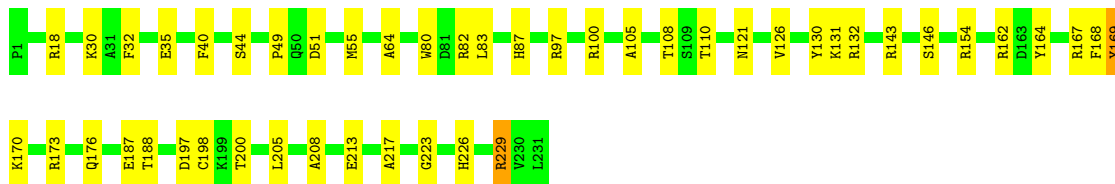
- Molecule 1: capsid protein

Chain 9g:  83% 15%




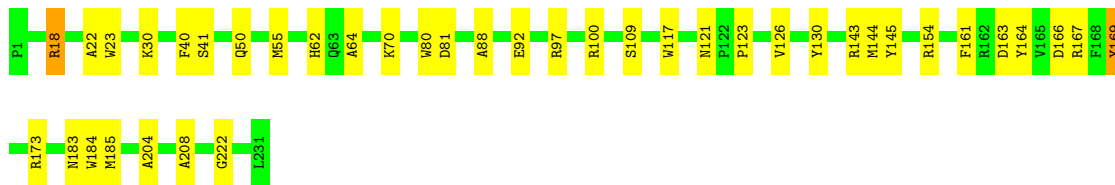
• Molecule 1: capsid protein

Chain 9h:  80% 19%



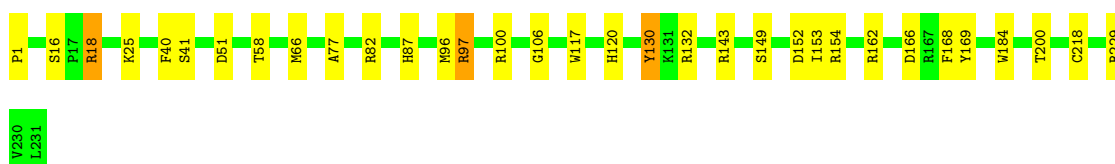
• Molecule 1: capsid protein

Chain 9i:  83% 16%




• Molecule 1: capsid protein

Chain 9j:  86% 13%




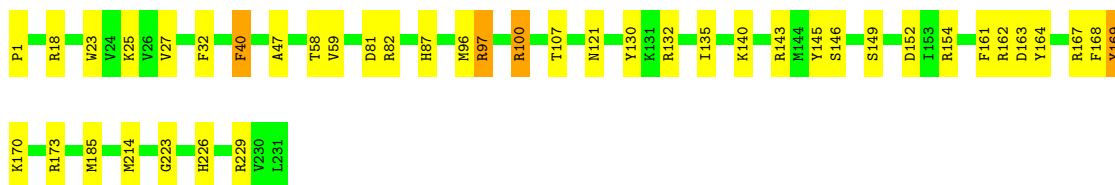
• Molecule 1: capsid protein

Chain 9k:  80% 19%




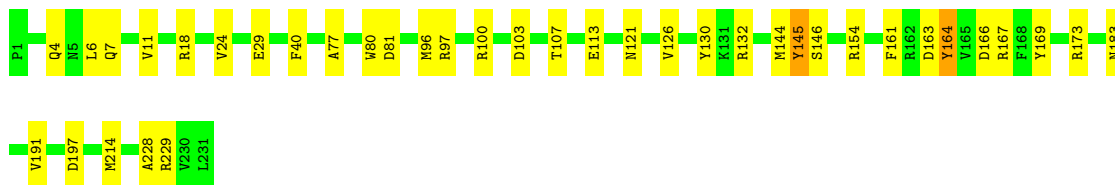
• Molecule 1: capsid protein

Chain 9l:  82% 16%




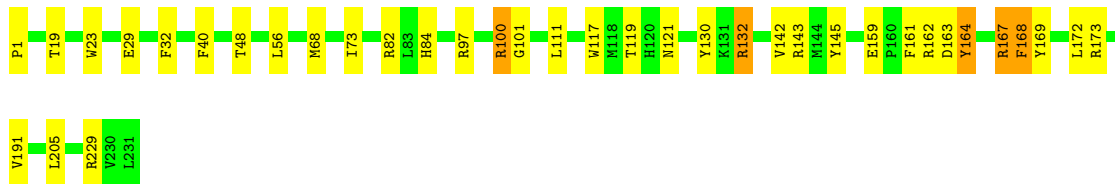
• Molecule 1: capsid protein

Chain 9m:  84% 16%




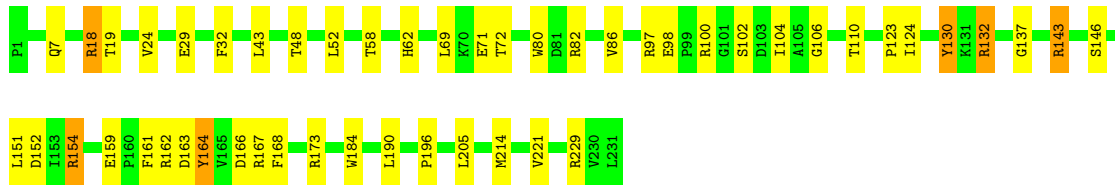
• Molecule 1: capsid protein

Chain 9n:  84% 14%




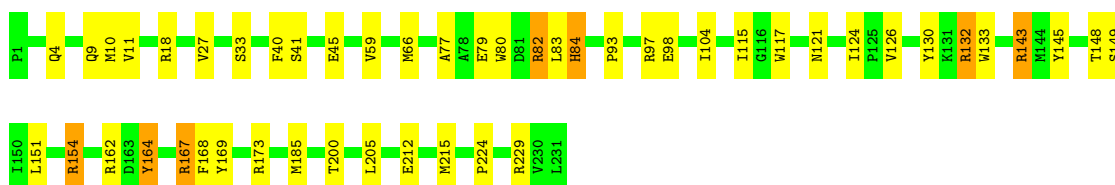
• Molecule 1: capsid protein

Chain 9o:  78% 19%




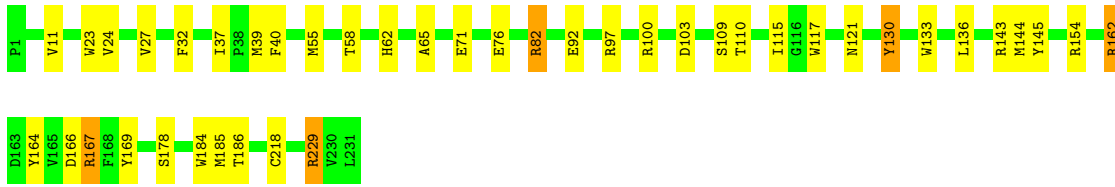
• Molecule 1: capsid protein

Chain 9p:  79% 18%




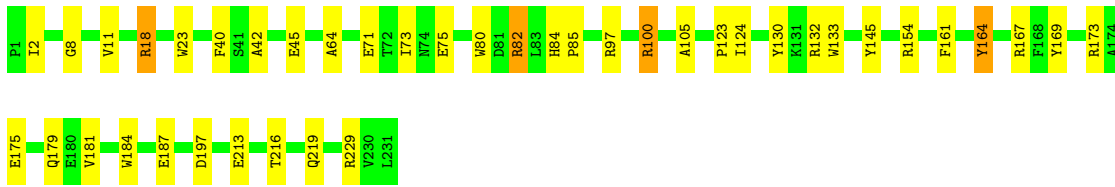
• Molecule 1: capsid protein

Chain 9q:  82% 16%




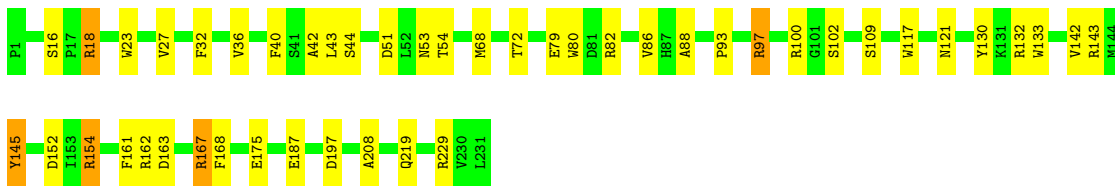
• Molecule 1: capsid protein

Chain 9r:  82% 16%




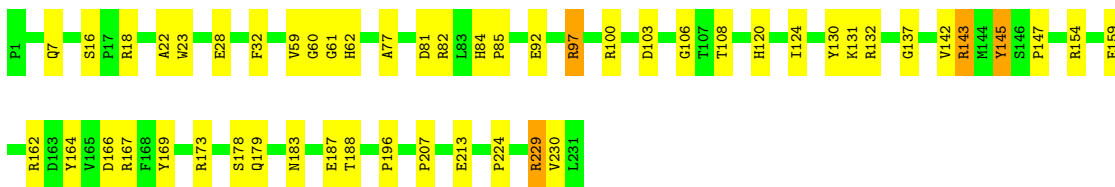
• Molecule 1: capsid protein

Chain 9s:  80% 18%




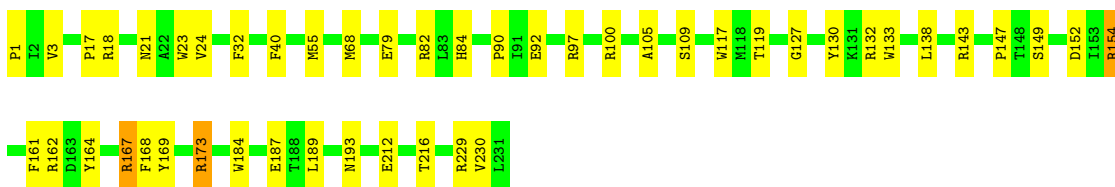
• Molecule 1: capsid protein

Chain 9t:  78% 20%

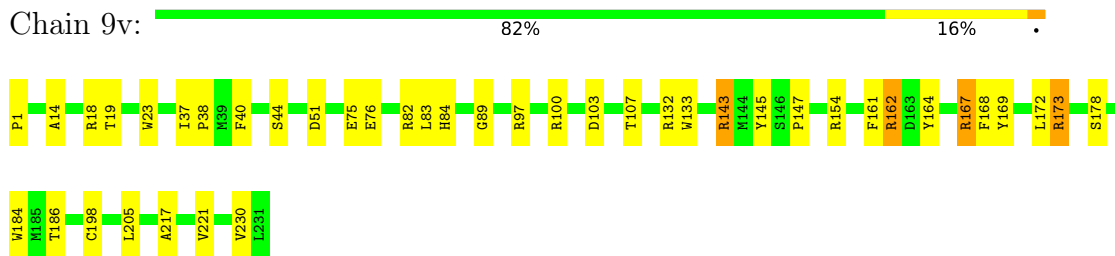


• Molecule 1: capsid protein

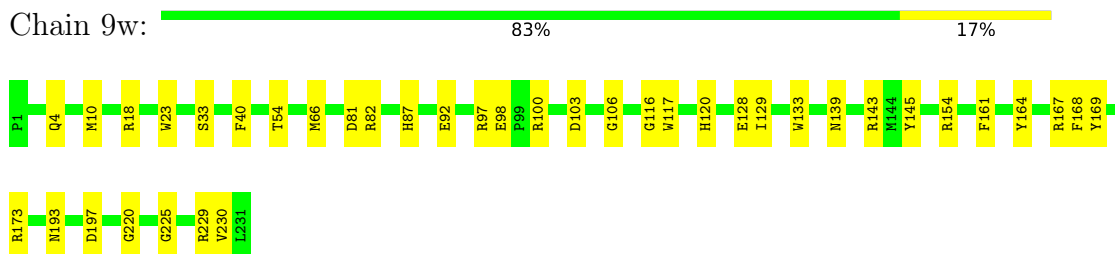
Chain 9u:  80% 19%



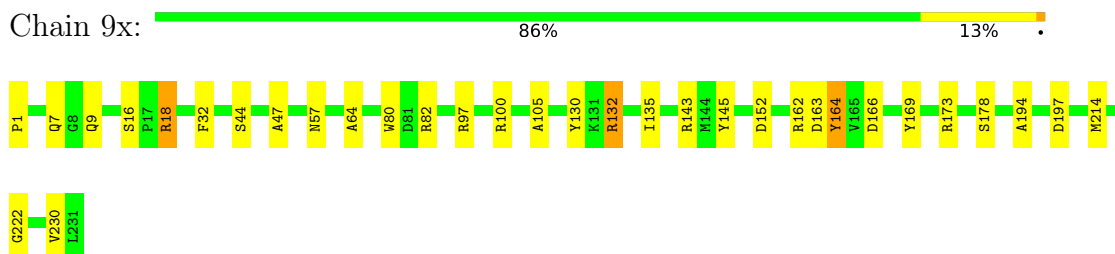
• Molecule 1: capsid protein



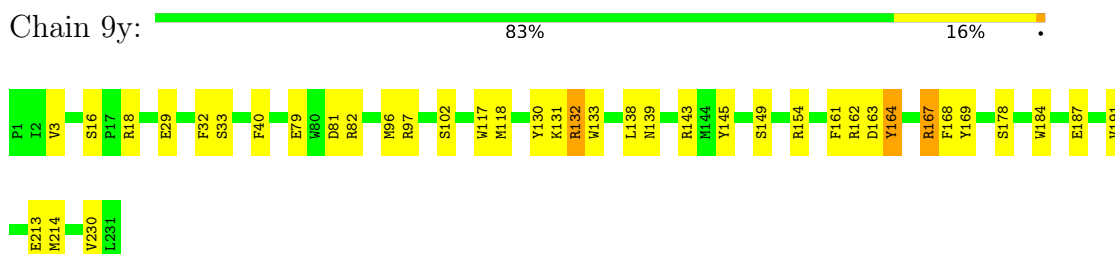
• Molecule 1: capsid protein



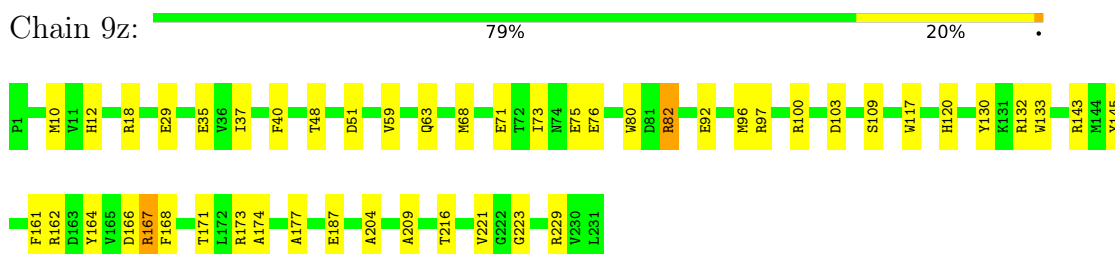
• Molecule 1: capsid protein




• Molecule 1: capsid protein



• Molecule 1: capsid protein




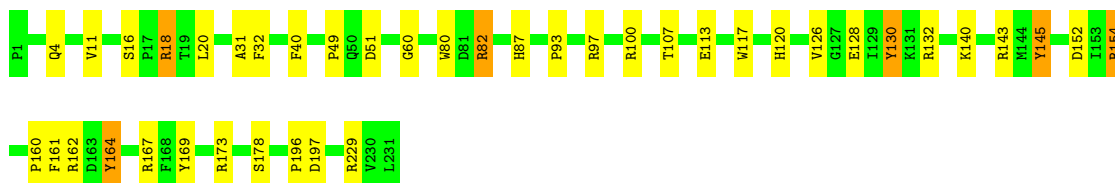
• Molecule 1: capsid protein

Chain 9A:  87% 12%




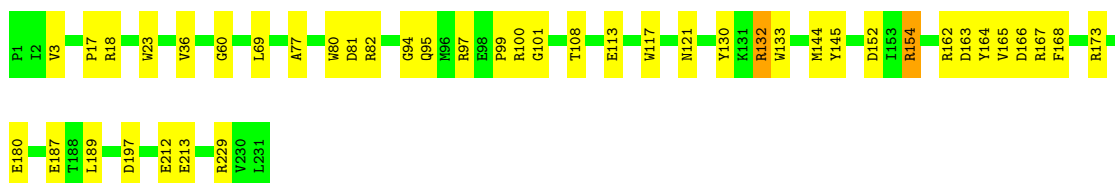
• Molecule 1: capsid protein

Chain 9B:  82% 15%




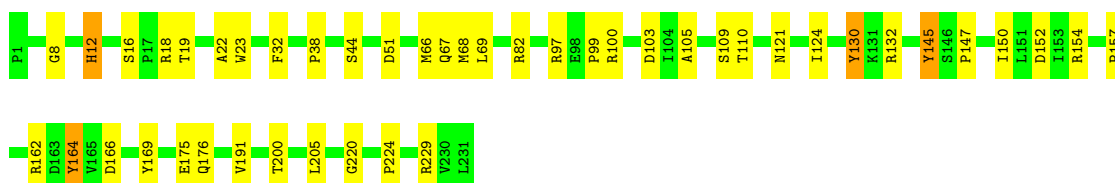
• Molecule 1: capsid protein

Chain 9C:  81% 18%




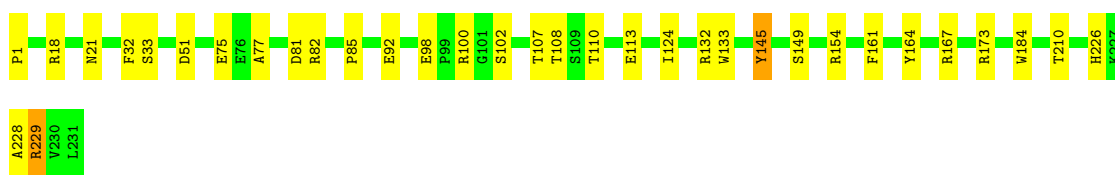
• Molecule 1: capsid protein

Chain 9D:  81% 18%




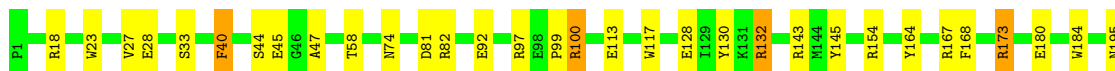
• Molecule 1: capsid protein

Chain 9E:  85% 14%

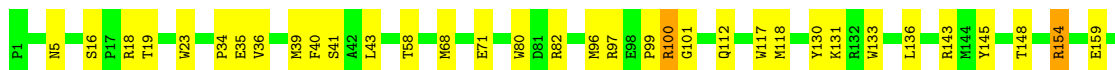
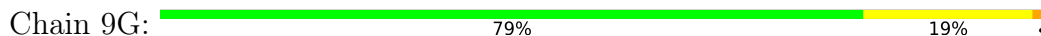


• Molecule 1: capsid protein

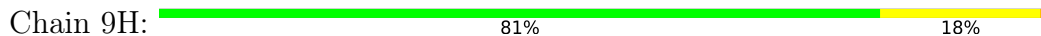
Chain 9F:  84% 15%



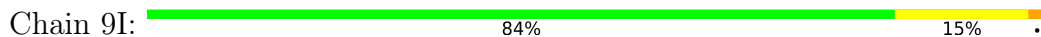
• Molecule 1: capsid protein



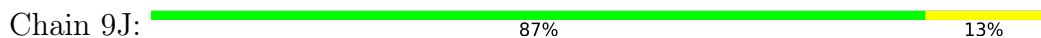
• Molecule 1: capsid protein



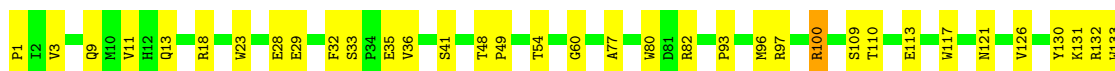
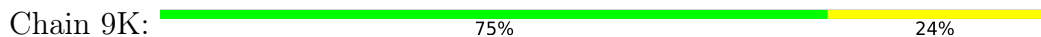
• Molecule 1: capsid protein



• Molecule 1: capsid protein

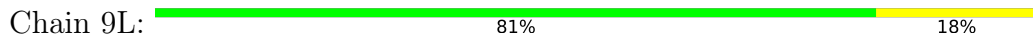


• Molecule 1: capsid protein

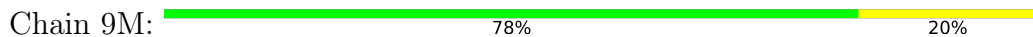




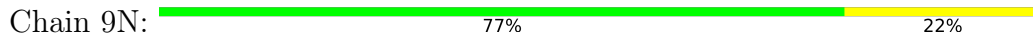
• Molecule 1: capsid protein



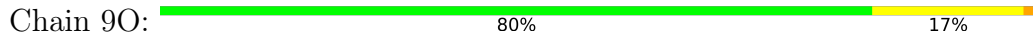
• Molecule 1: capsid protein



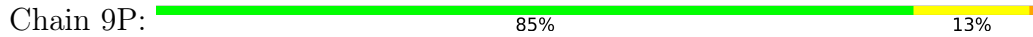
• Molecule 1: capsid protein



• Molecule 1: capsid protein



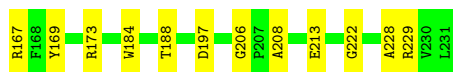
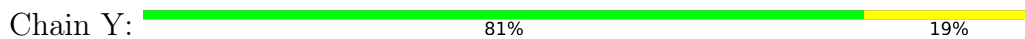
• Molecule 1: capsid protein



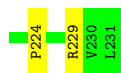
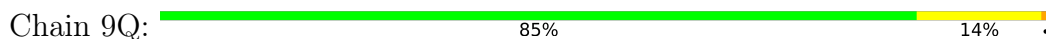




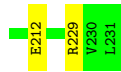
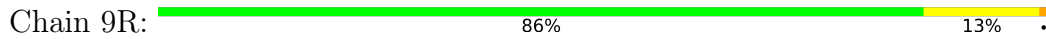
• Molecule 1: capsid protein



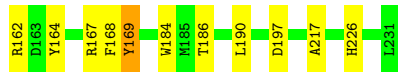
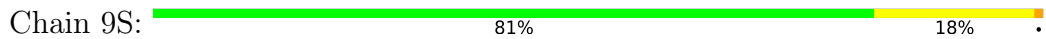
• Molecule 1: capsid protein



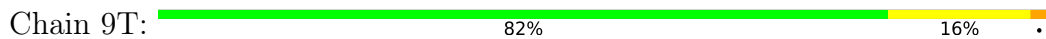
• Molecule 1: capsid protein



• Molecule 1: capsid protein

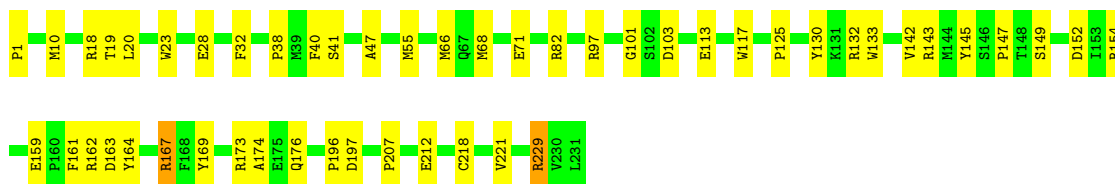
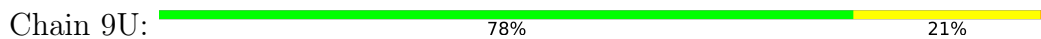


• Molecule 1: capsid protein

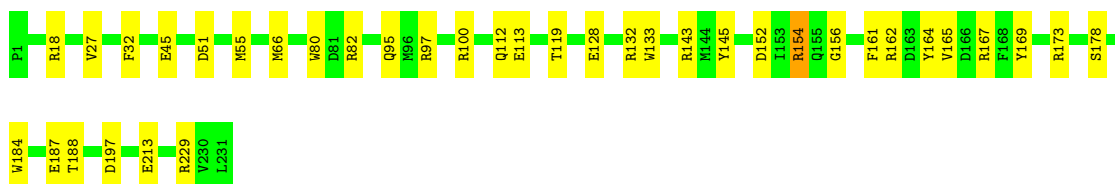
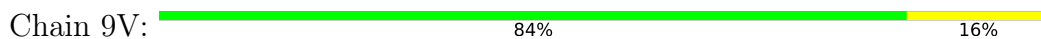




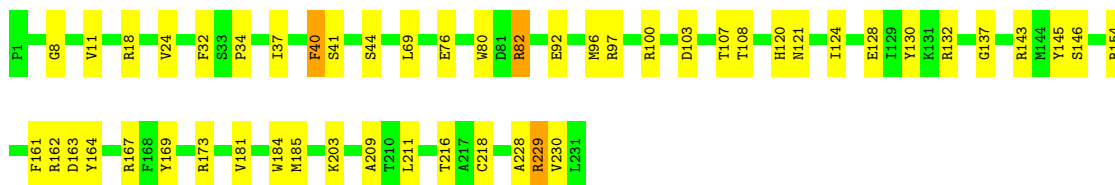
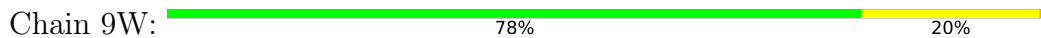
• Molecule 1: capsid protein



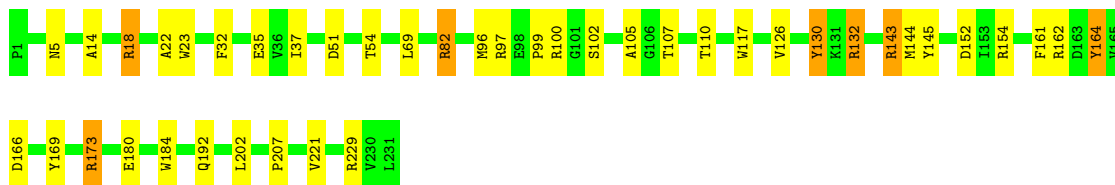
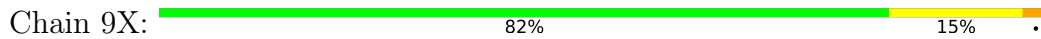
• Molecule 1: capsid protein



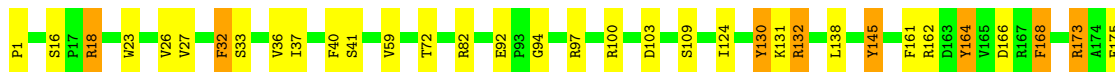
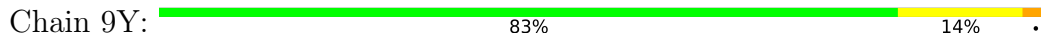
• Molecule 1: capsid protein



• Molecule 1: capsid protein



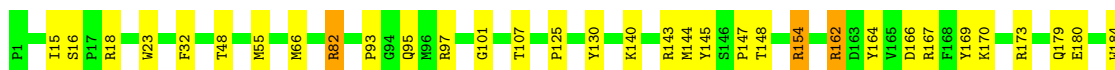
• Molecule 1: capsid protein





- Molecule 1: capsid protein

Chain 9Z: 84% 15%



- Molecule 1: capsid protein

Chain Z: 81% 19%



- Molecule 1: capsid protein

Chain a0: 80% 17%



- Molecule 1: capsid protein

Chain a1: 84% 15%



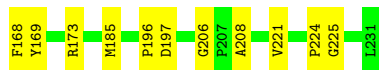
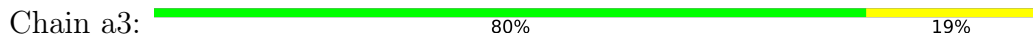
- Molecule 1: capsid protein

Chain a2: 81% 18%

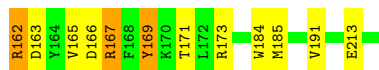
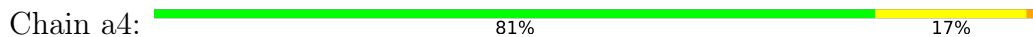




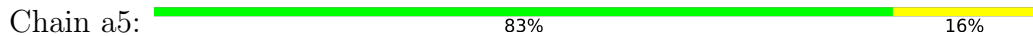
• Molecule 1: capsid protein



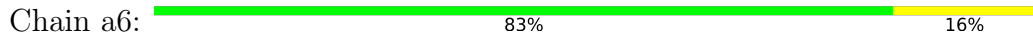
• Molecule 1: capsid protein



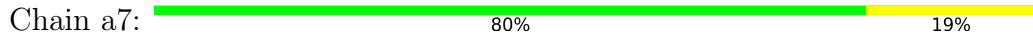
• Molecule 1: capsid protein




• Molecule 1: capsid protein


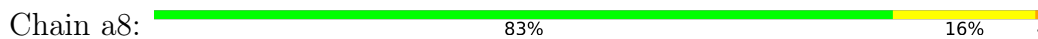


• Molecule 1: capsid protein

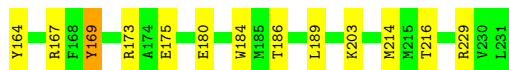
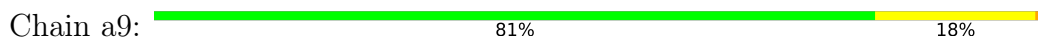




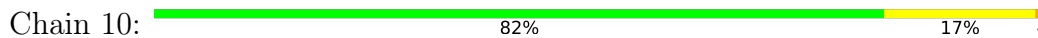
• Molecule 1: capsid protein



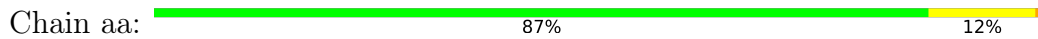
• Molecule 1: capsid protein



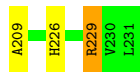
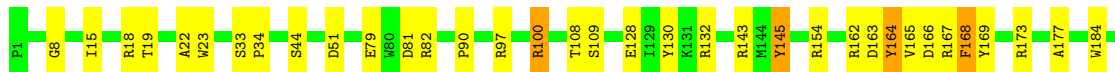
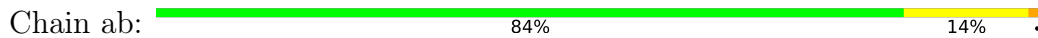
• Molecule 1: capsid protein



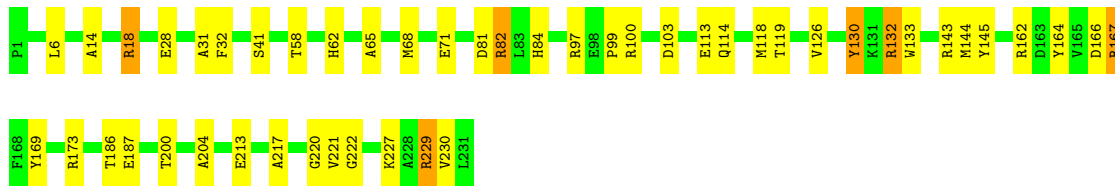
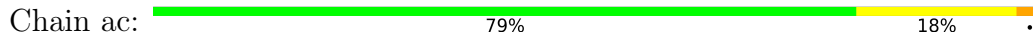
• Molecule 1: capsid protein



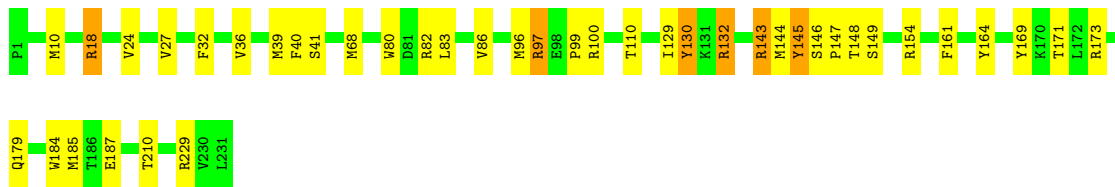
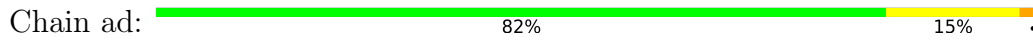
• Molecule 1: capsid protein



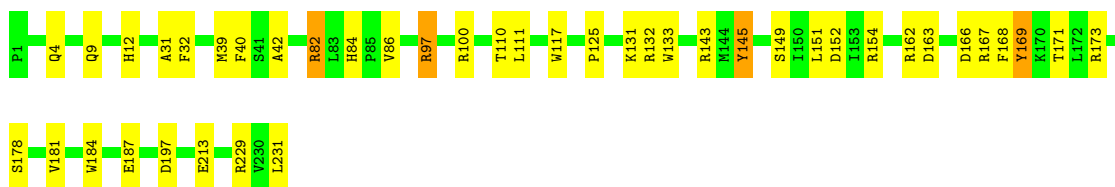
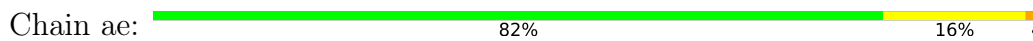
• Molecule 1: capsid protein



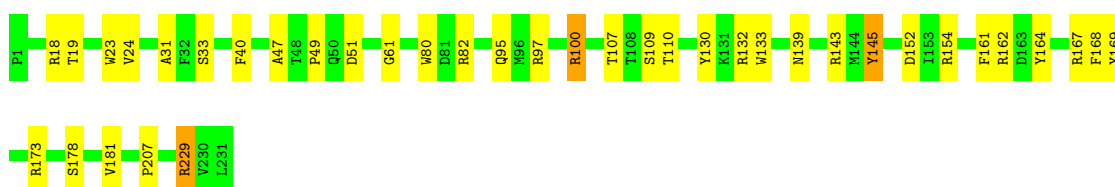
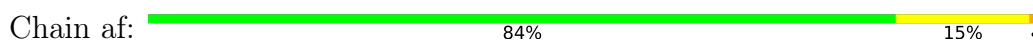
• Molecule 1: capsid protein



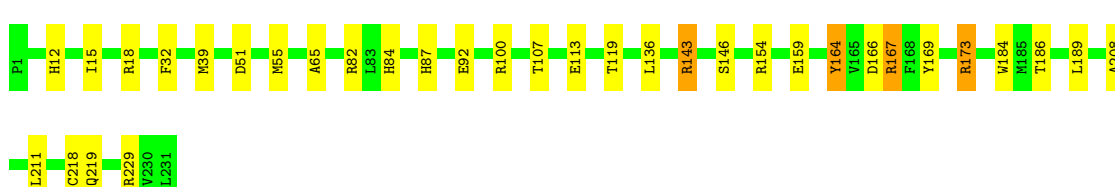
• Molecule 1: capsid protein



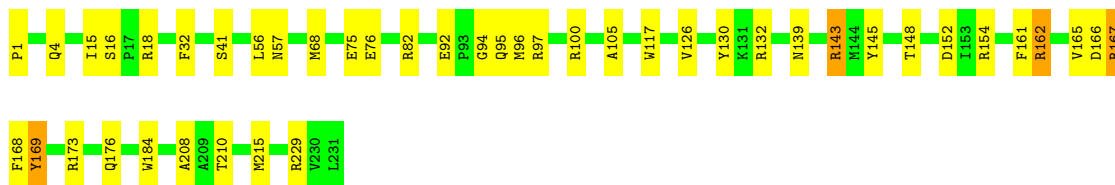
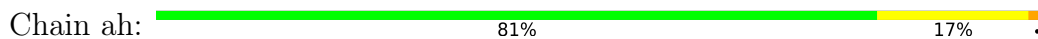
• Molecule 1: capsid protein



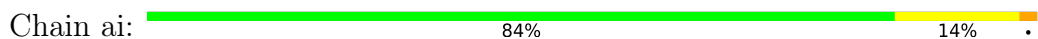
• Molecule 1: capsid protein



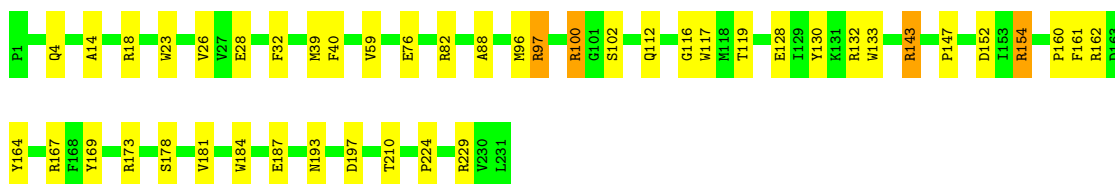
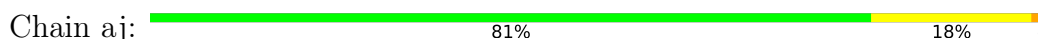
• Molecule 1: capsid protein



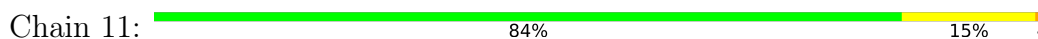
• Molecule 1: capsid protein



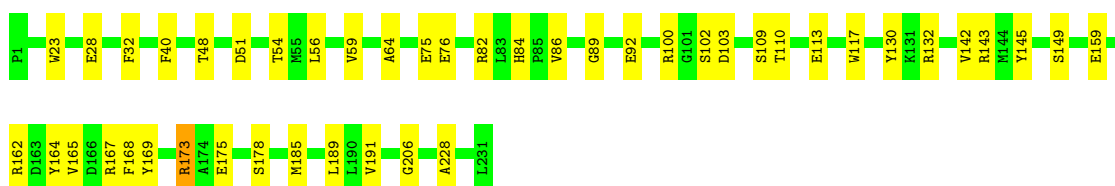
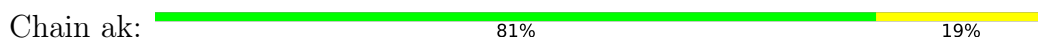
• Molecule 1: capsid protein



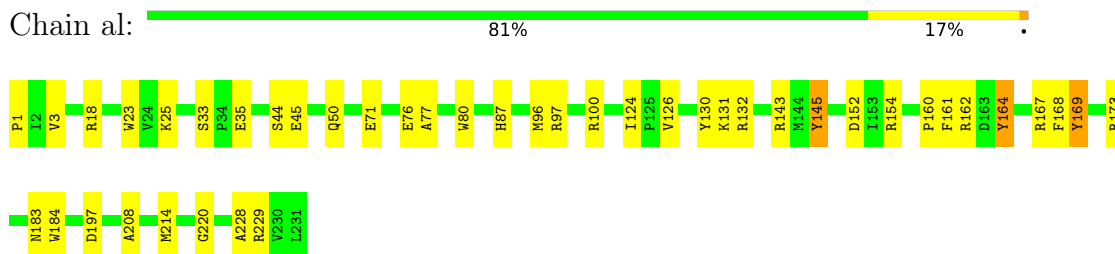
• Molecule 1: capsid protein



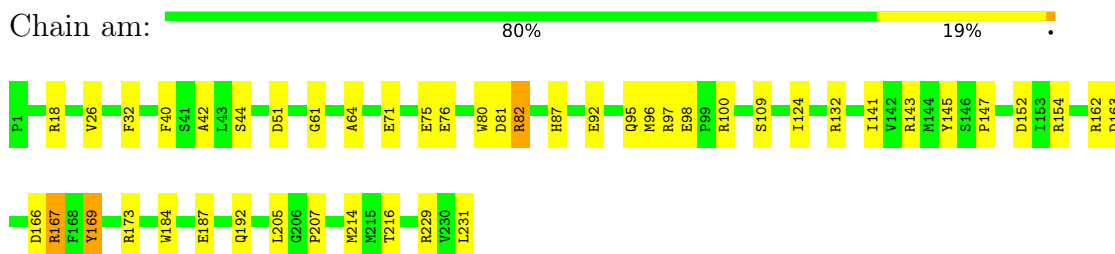
• Molecule 1: capsid protein



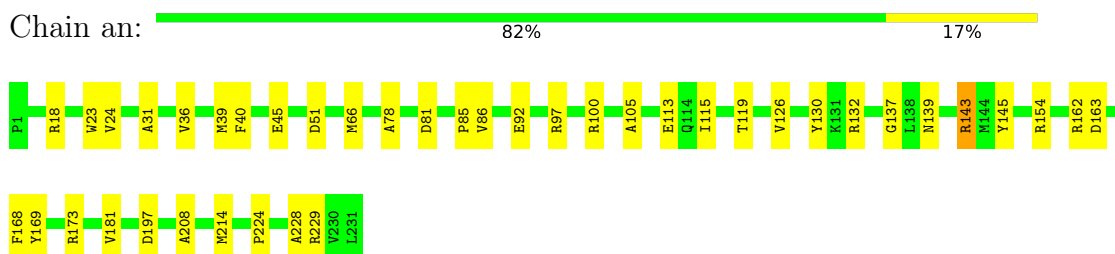
• Molecule 1: capsid protein



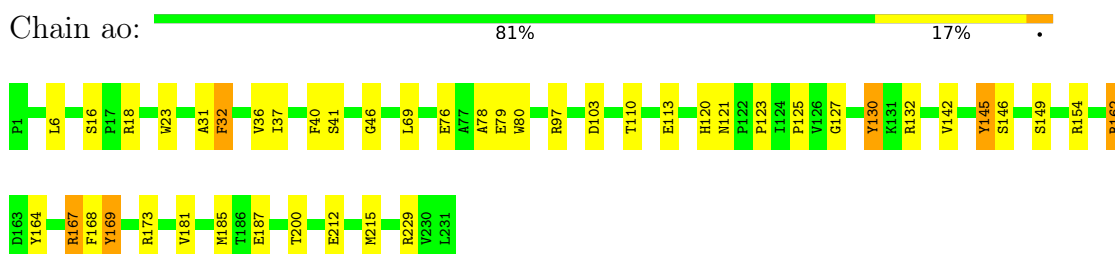
• Molecule 1: capsid protein



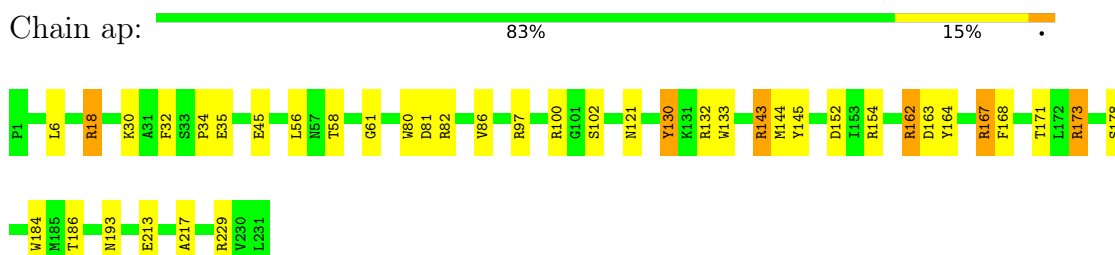
• Molecule 1: capsid protein



• Molecule 1: capsid protein

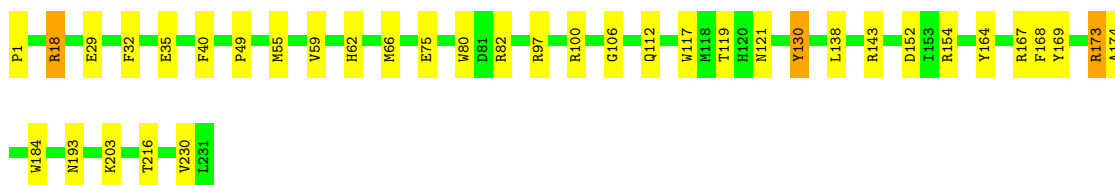
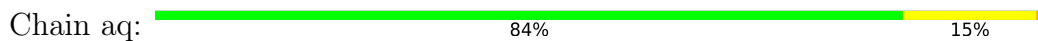


• Molecule 1: capsid protein

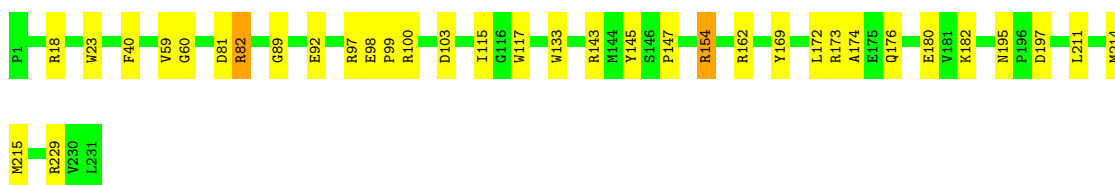
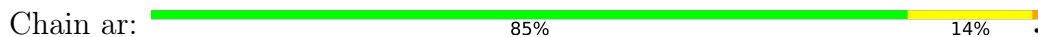




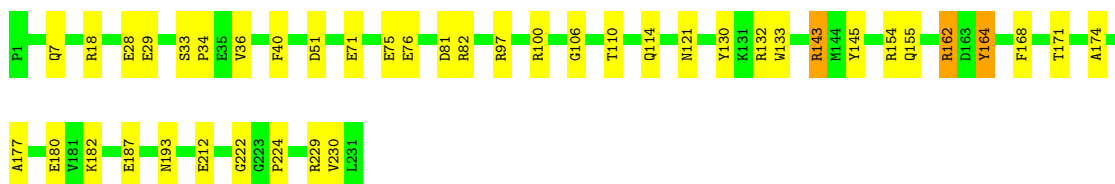
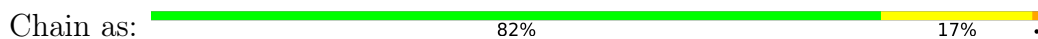
• Molecule 1: capsid protein



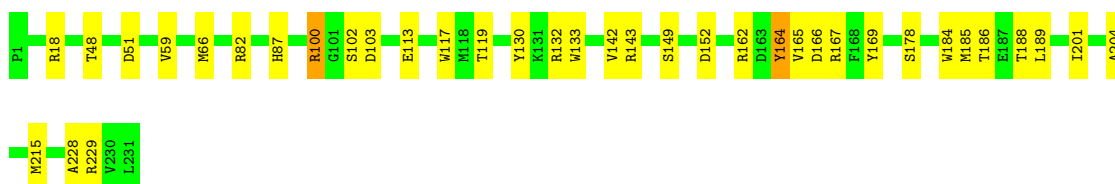
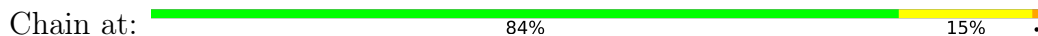
• Molecule 1: capsid protein



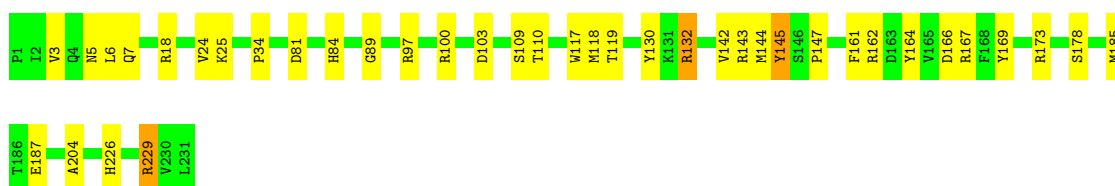
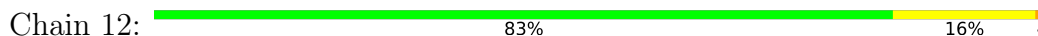
• Molecule 1: capsid protein



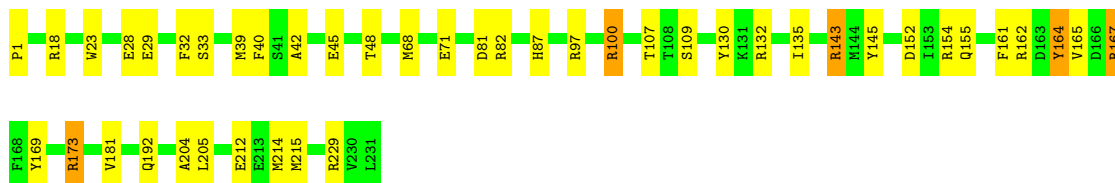
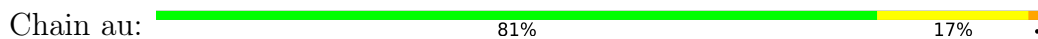
• Molecule 1: capsid protein



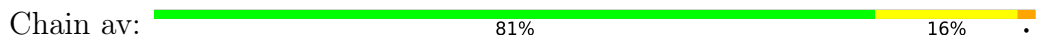
• Molecule 1: capsid protein



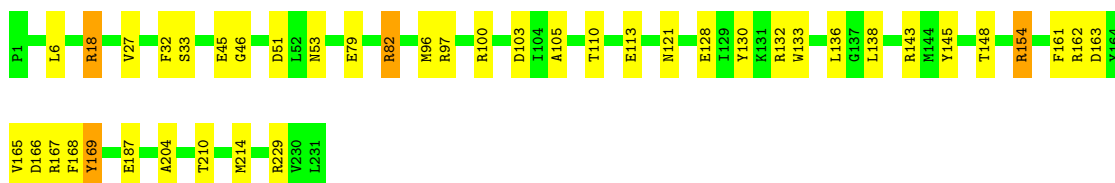
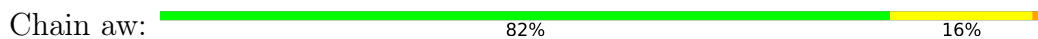
• Molecule 1: capsid protein



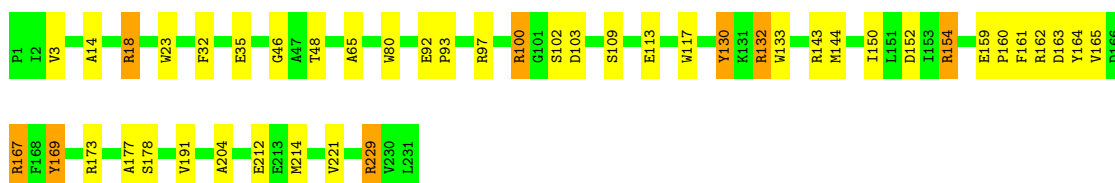
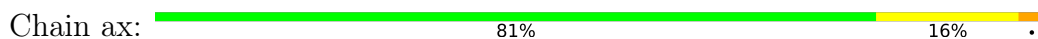
• Molecule 1: capsid protein



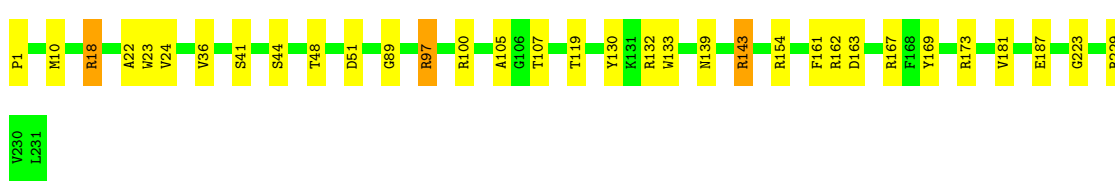
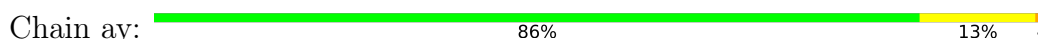
• Molecule 1: capsid protein



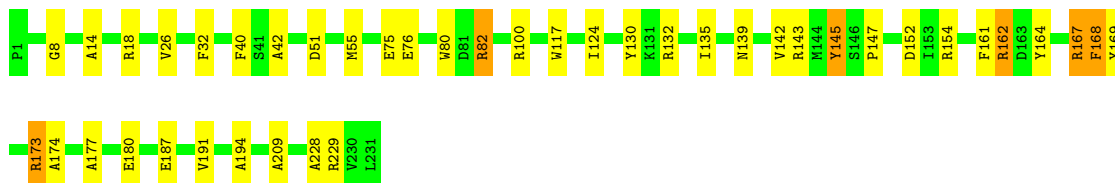
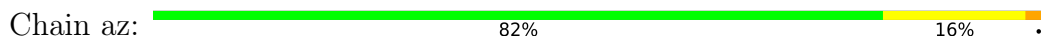
• Molecule 1: capsid protein



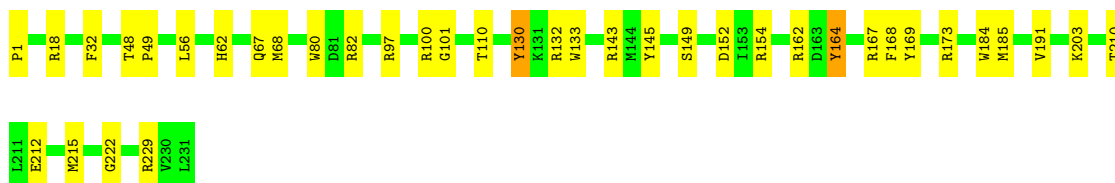
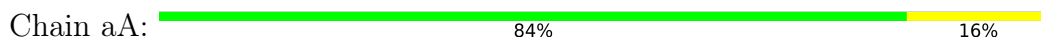
• Molecule 1: capsid protein



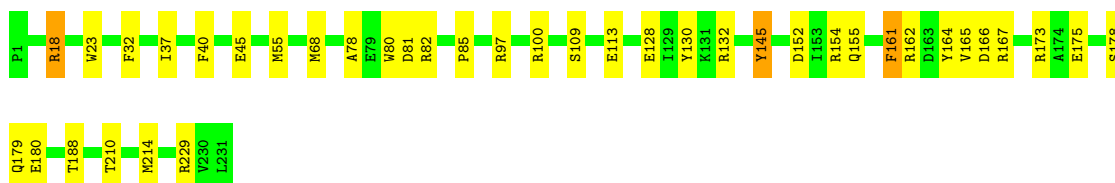
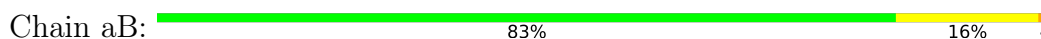
• Molecule 1: capsid protein



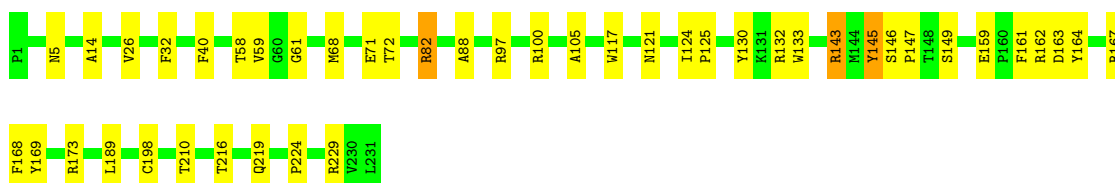
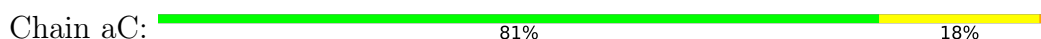
• Molecule 1: capsid protein



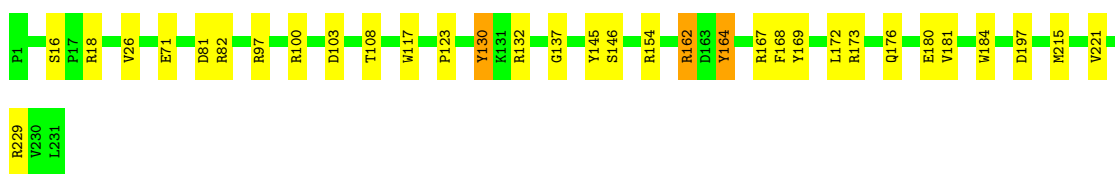
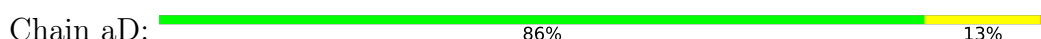
• Molecule 1: capsid protein



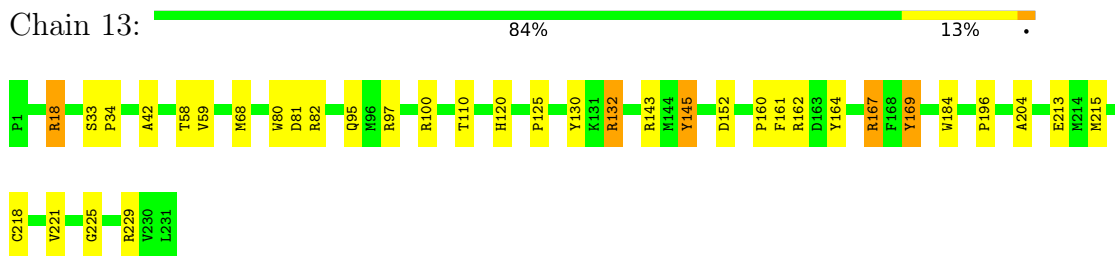
• Molecule 1: capsid protein



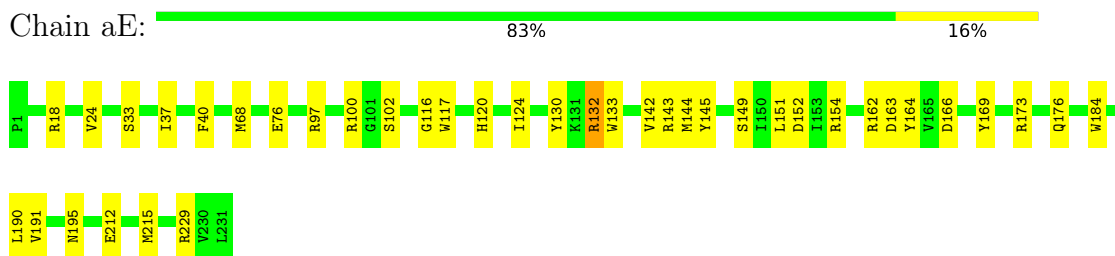
• Molecule 1: capsid protein



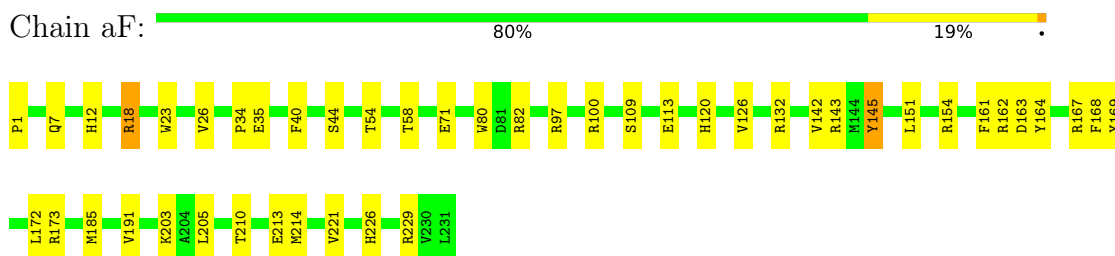
• Molecule 1: capsid protein



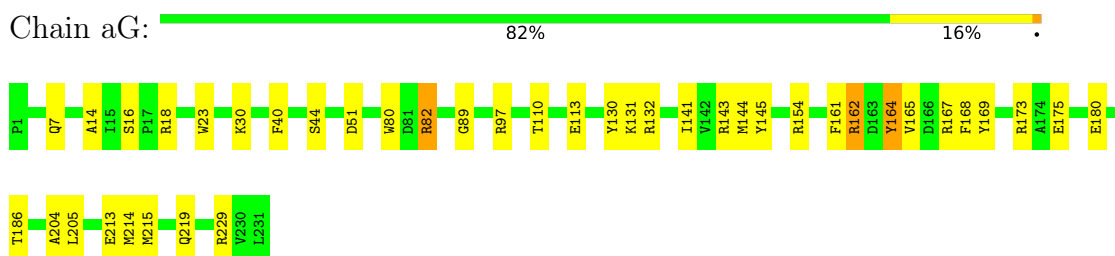
• Molecule 1: capsid protein



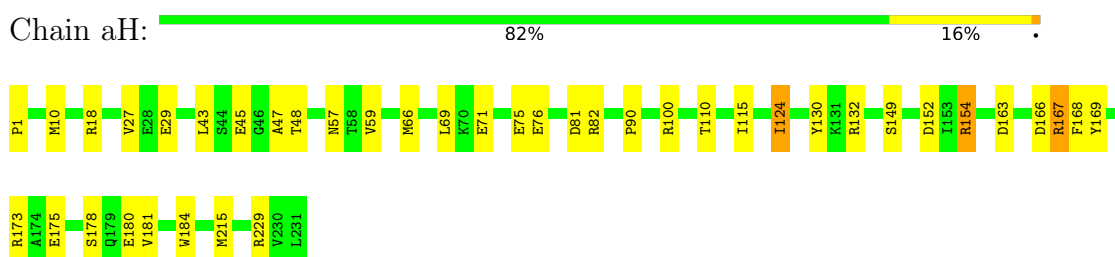
• Molecule 1: capsid protein



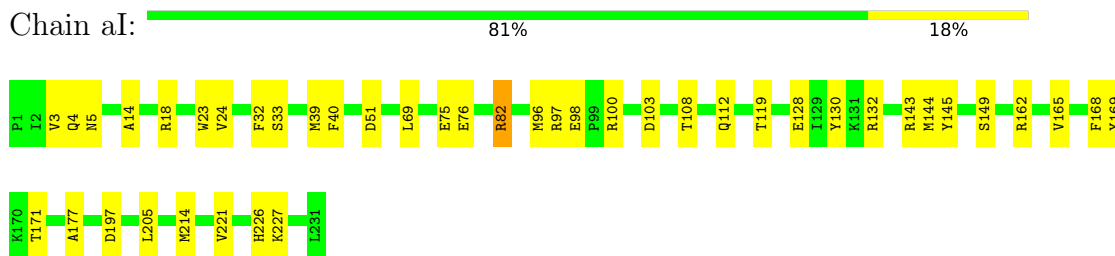
• Molecule 1: capsid protein



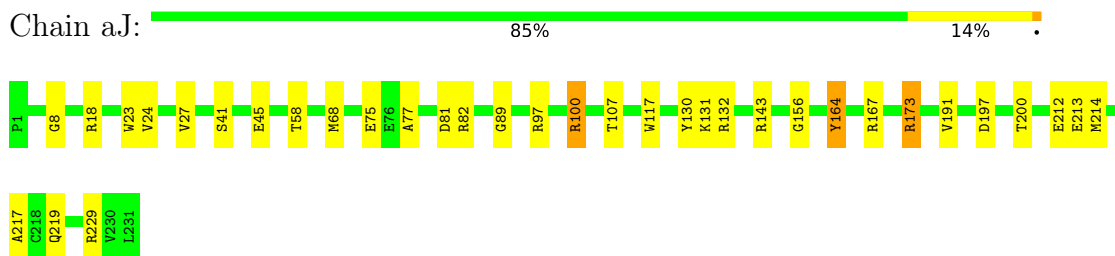
• Molecule 1: capsid protein



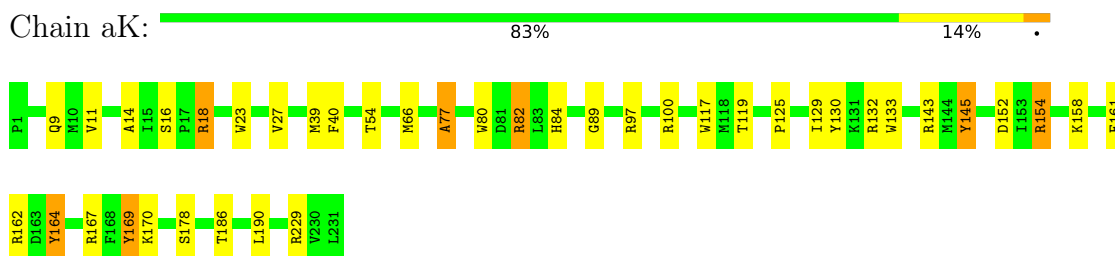
• Molecule 1: capsid protein



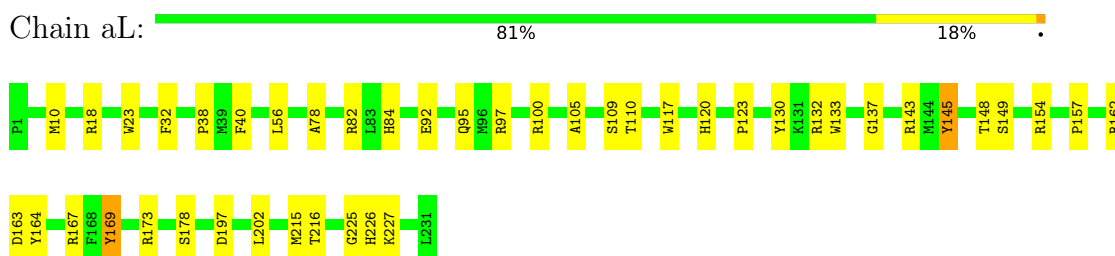
• Molecule 1: capsid protein



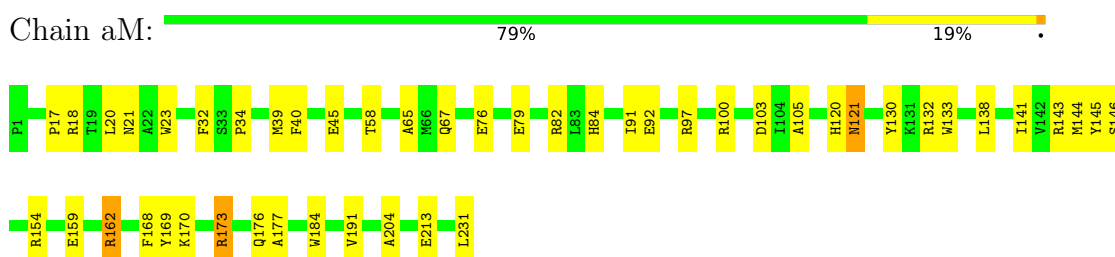
• Molecule 1: capsid protein




• Molecule 1: capsid protein

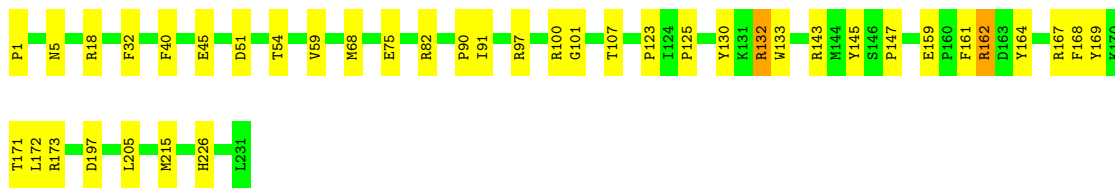


• Molecule 1: capsid protein




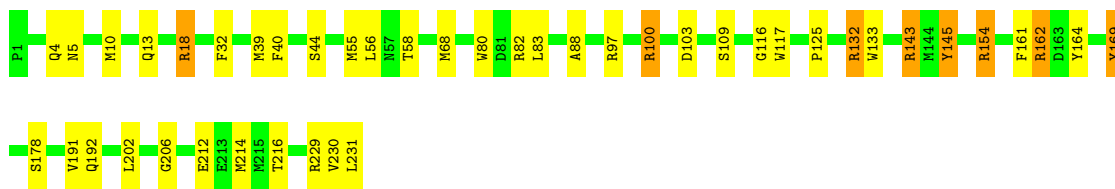
• Molecule 1: capsid protein

Chain aN:  83% 16%




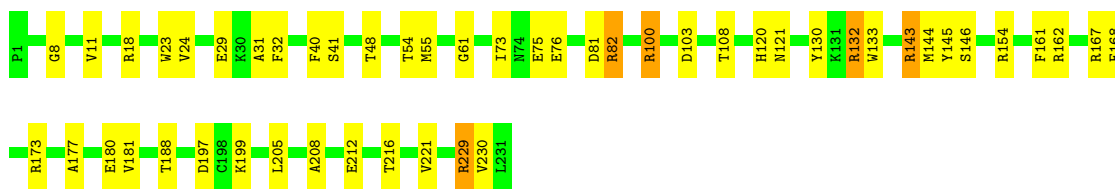
• Molecule 1: capsid protein

Chain 14:  81% 16%




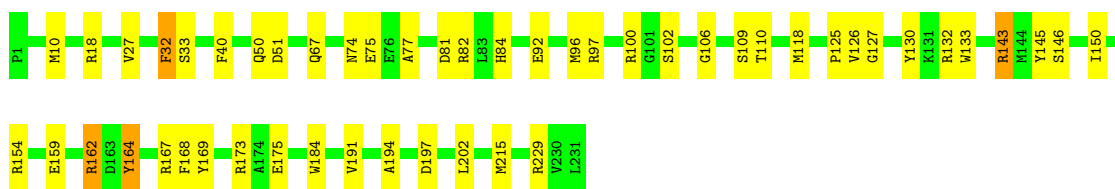
• Molecule 1: capsid protein

Chain aO:  78% 19%




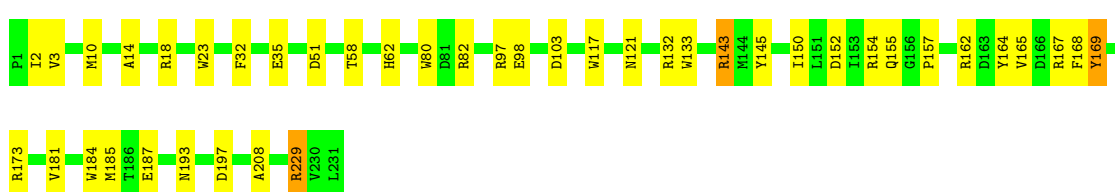
• Molecule 1: capsid protein

Chain aP:  78% 20%

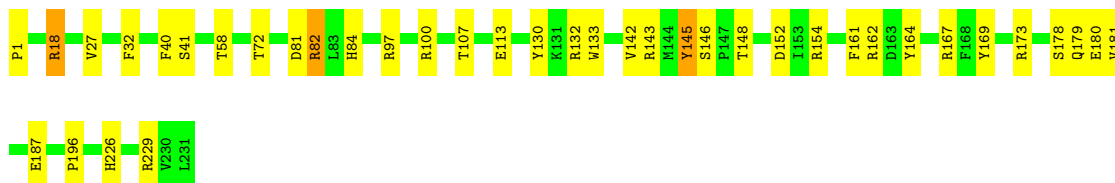
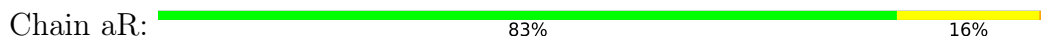


• Molecule 1: capsid protein

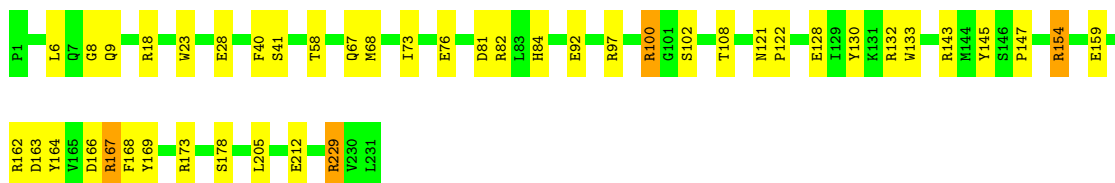
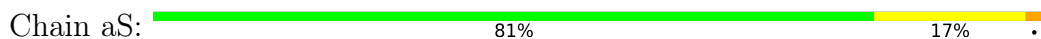
Chain aQ:  82% 17%



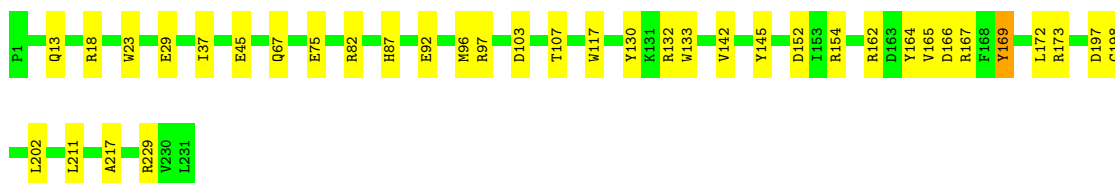
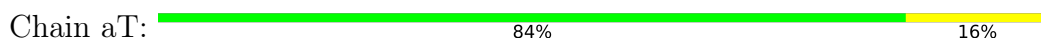
• Molecule 1: capsid protein



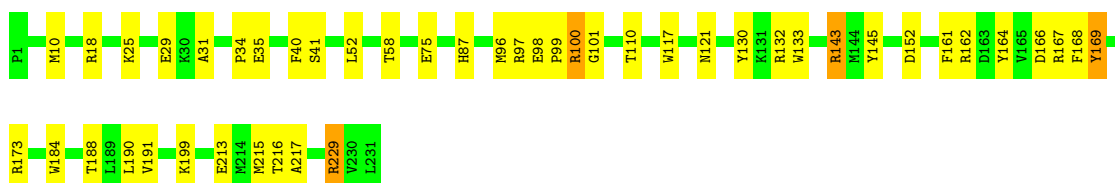
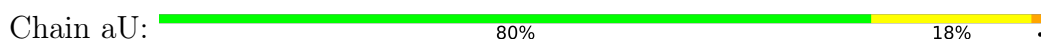
• Molecule 1: capsid protein



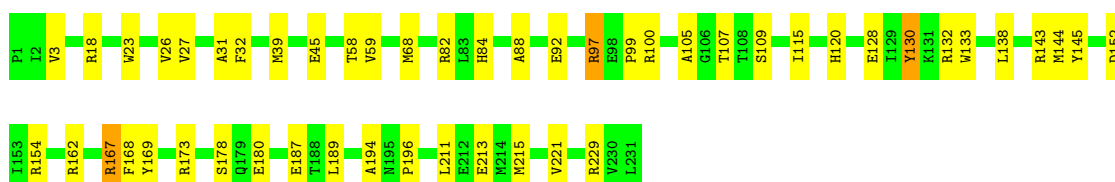
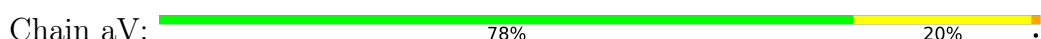
• Molecule 1: capsid protein



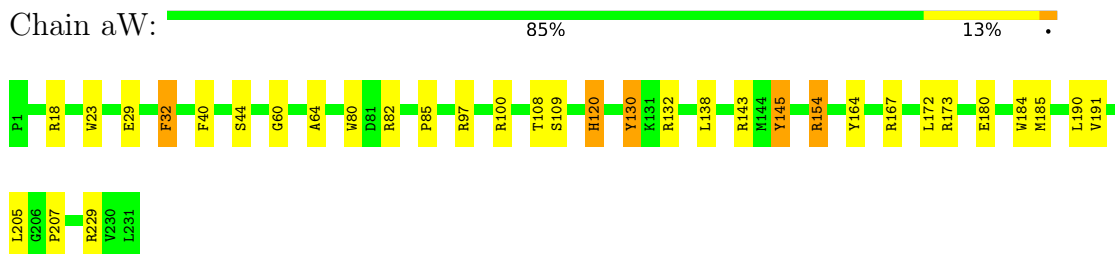
• Molecule 1: capsid protein



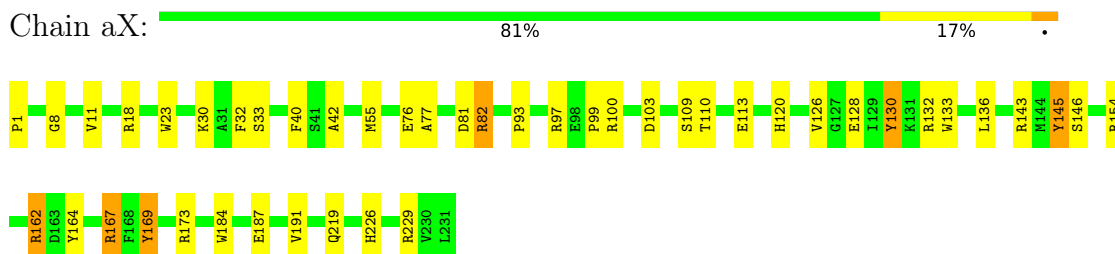
• Molecule 1: capsid protein



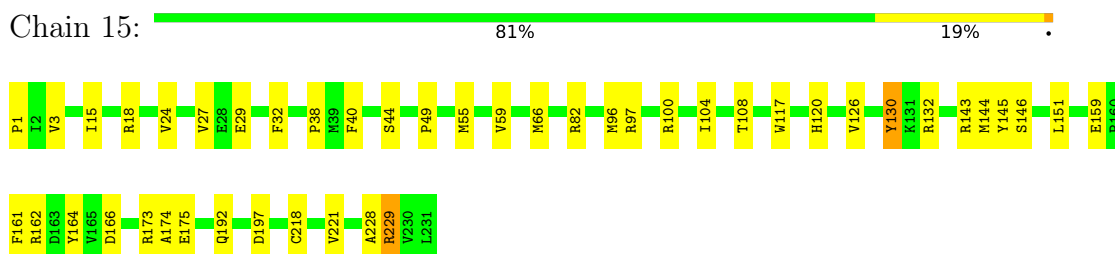
• Molecule 1: capsid protein



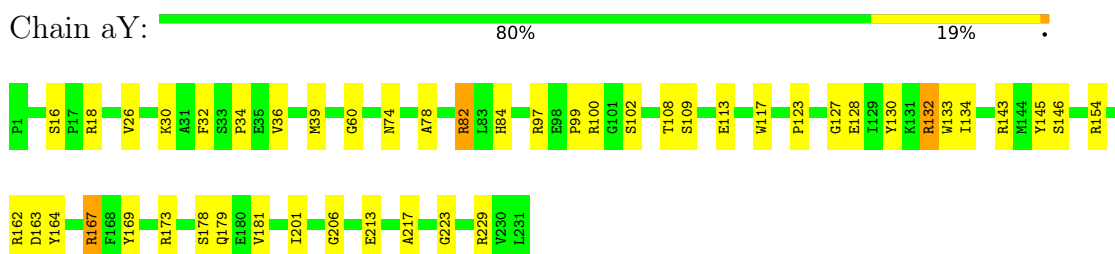
• Molecule 1: capsid protein



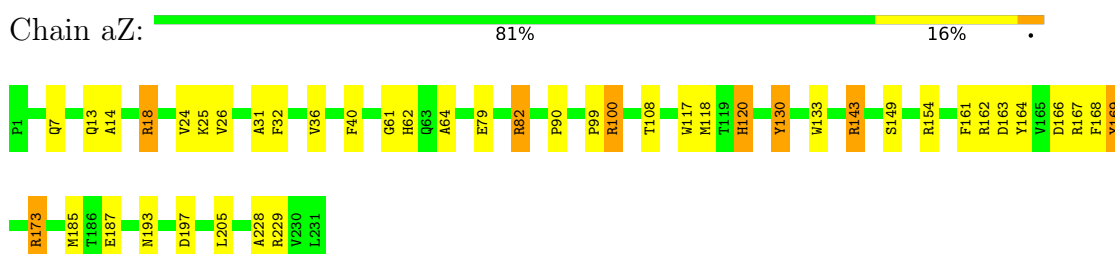
• Molecule 1: capsid protein



• Molecule 1: capsid protein

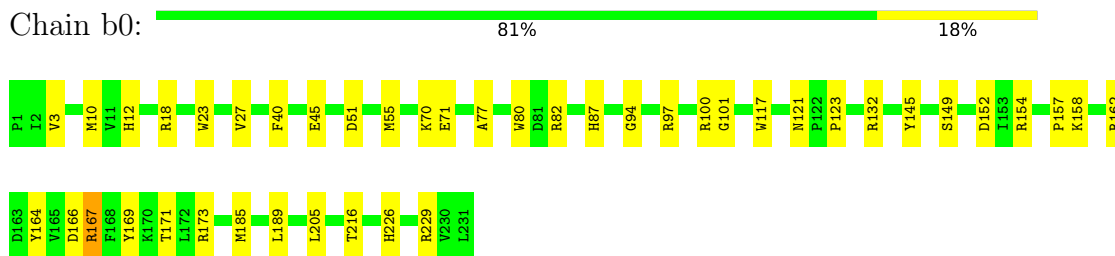


• Molecule 1: capsid protein

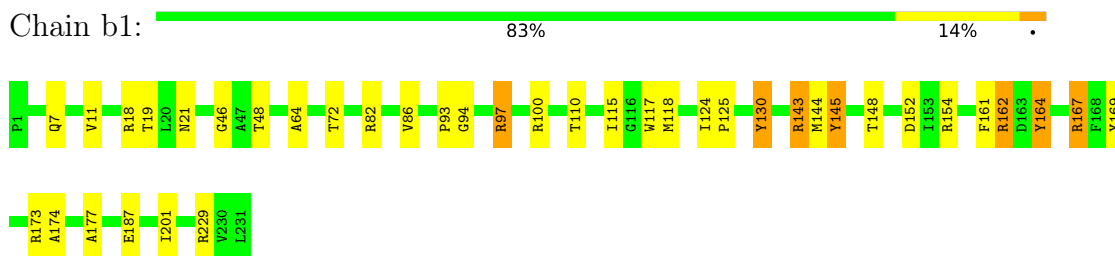




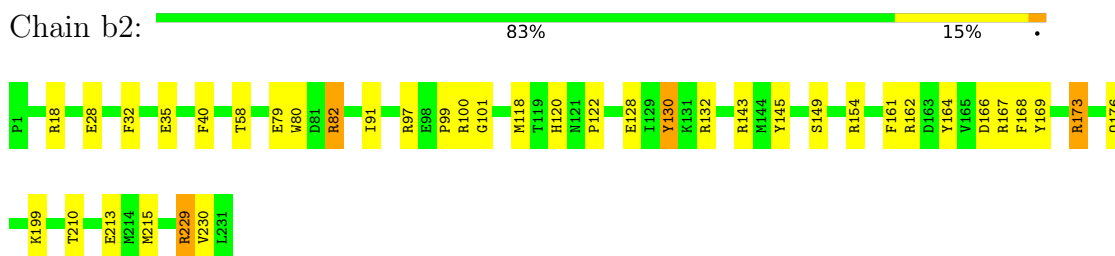
• Molecule 1: capsid protein



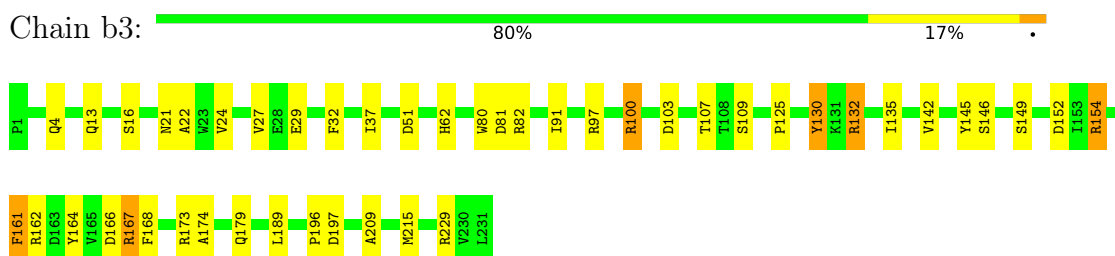
• Molecule 1: capsid protein



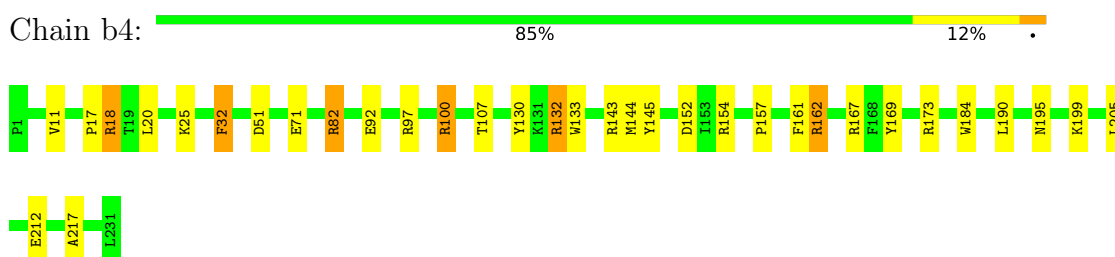
• Molecule 1: capsid protein



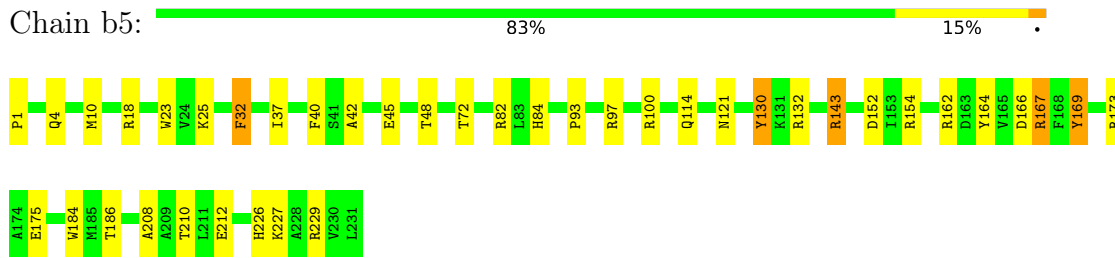
• Molecule 1: capsid protein



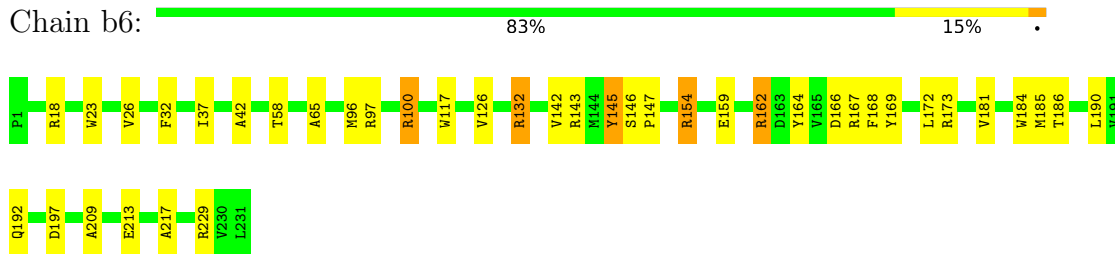
• Molecule 1: capsid protein



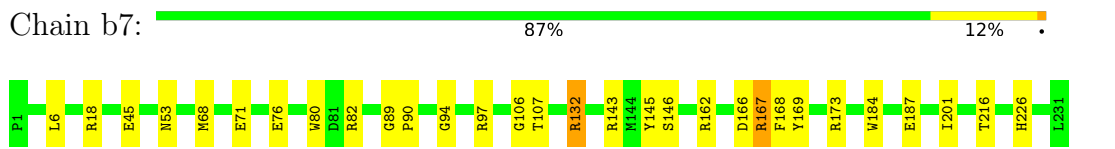
• Molecule 1: capsid protein



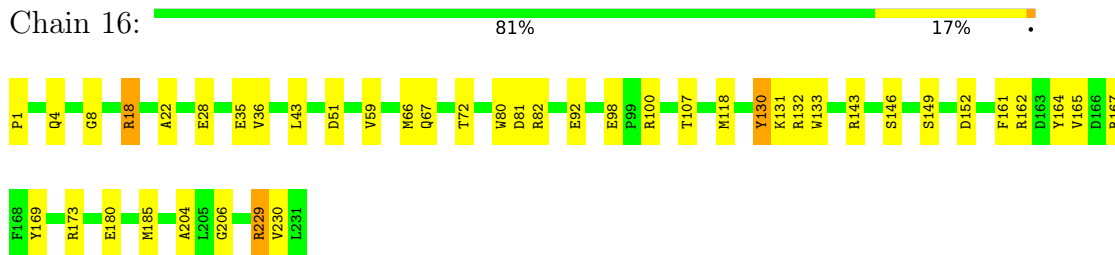
• Molecule 1: capsid protein



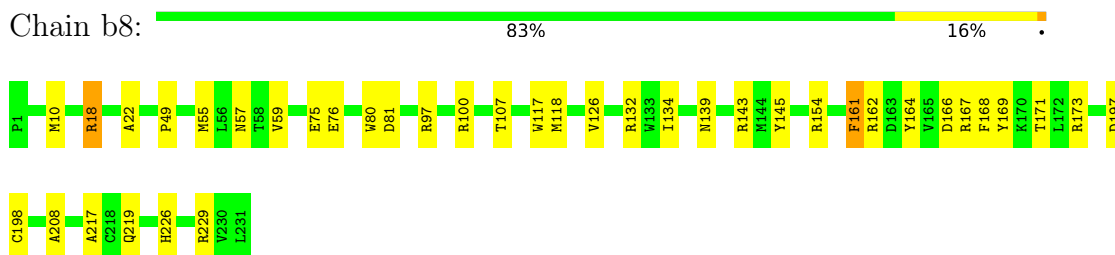
• Molecule 1: capsid protein




• Molecule 1: capsid protein

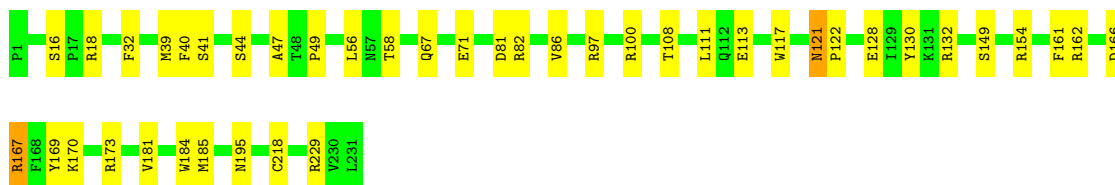


• Molecule 1: capsid protein




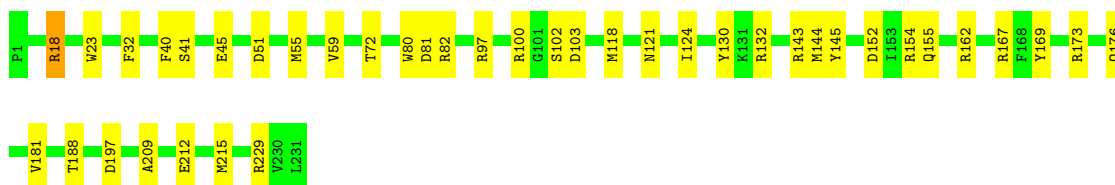
• Molecule 1: capsid protein

Chain b9:  82% 17%




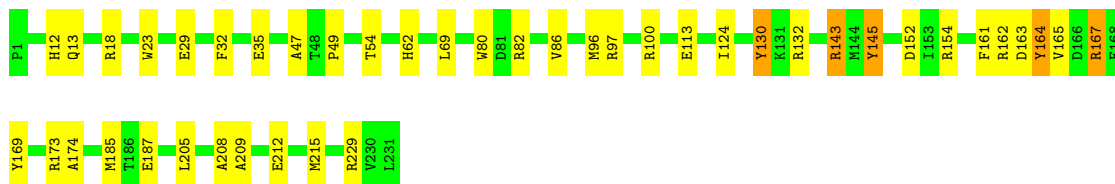
- Molecule 1: capsid protein

Chain ba:  83% 17%




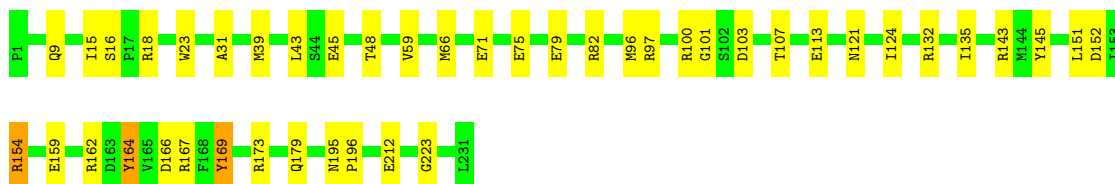
- Molecule 1: capsid protein

Chain bb:  81% 16%




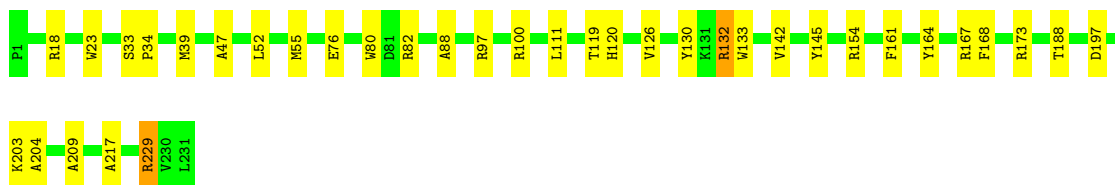
- Molecule 1: capsid protein

Chain bc:  81% 18%




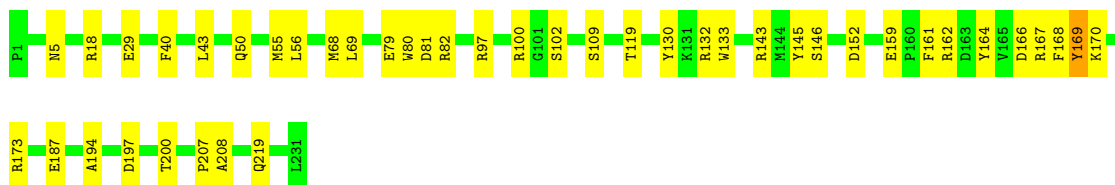
- Molecule 1: capsid protein

Chain bd:  84% 15%




- Molecule 1: capsid protein

Chain be:  81% 18%




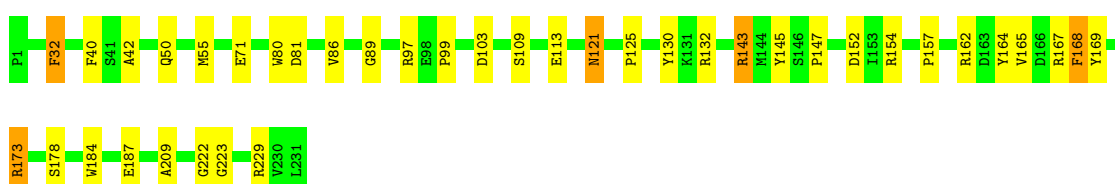
• Molecule 1: capsid protein

Chain bf:  80% 18%




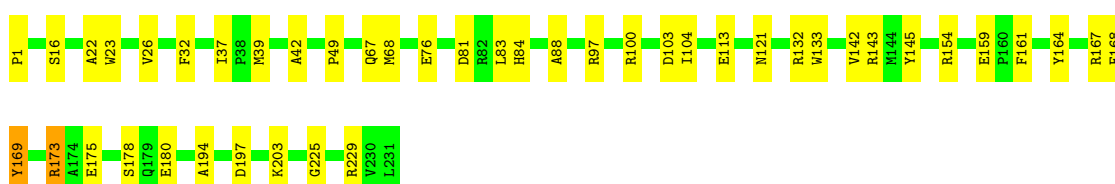
• Molecule 1: capsid protein

Chain bg:  83% 15%



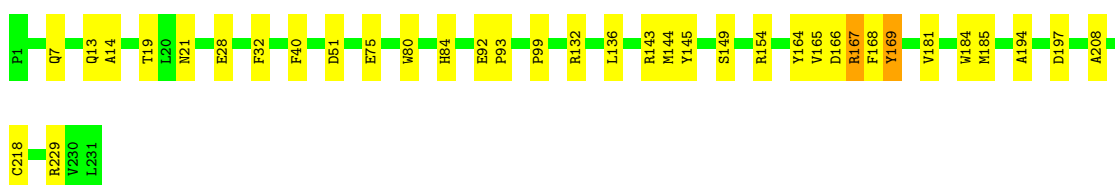
• Molecule 1: capsid protein

Chain bh:  81% 18%

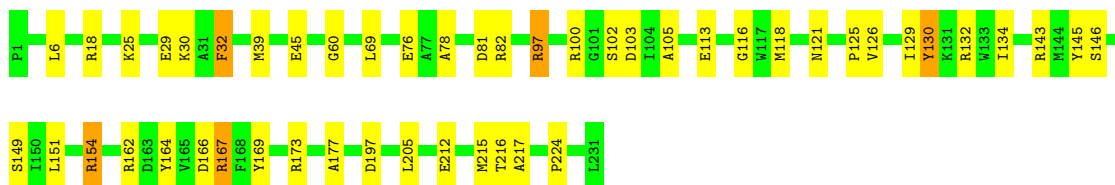
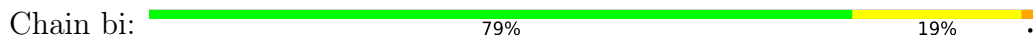


• Molecule 1: capsid protein

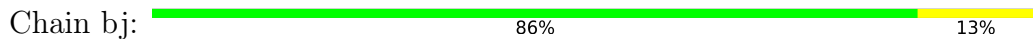
Chain 17:  84% 15%



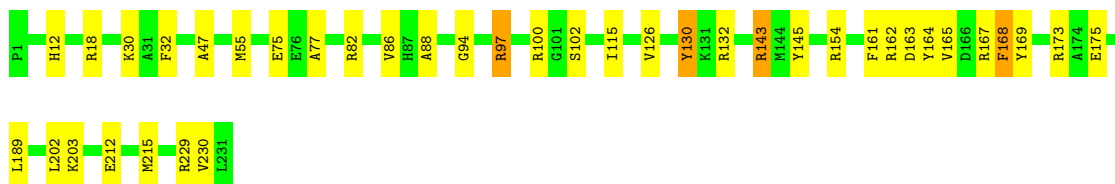
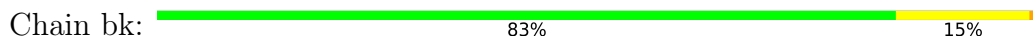
• Molecule 1: capsid protein



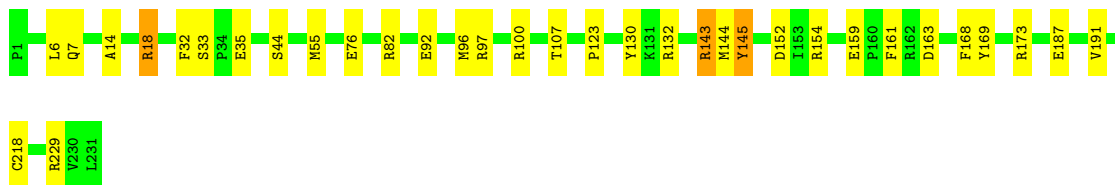
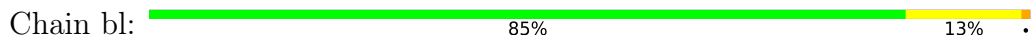
• Molecule 1: capsid protein



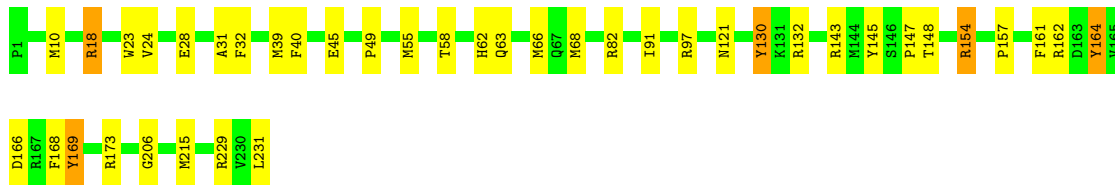
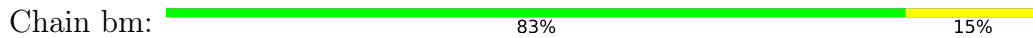
• Molecule 1: capsid protein



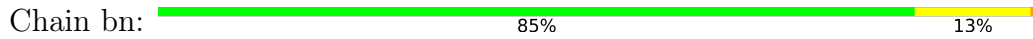
• Molecule 1: capsid protein

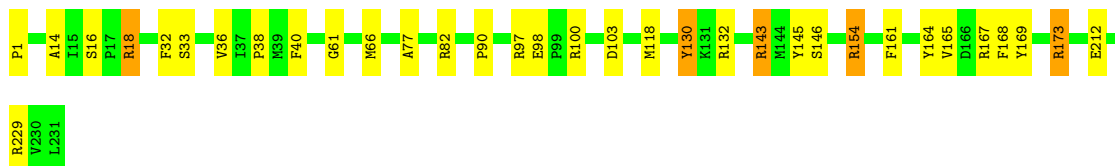


• Molecule 1: capsid protein

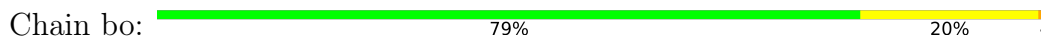


• Molecule 1: capsid protein

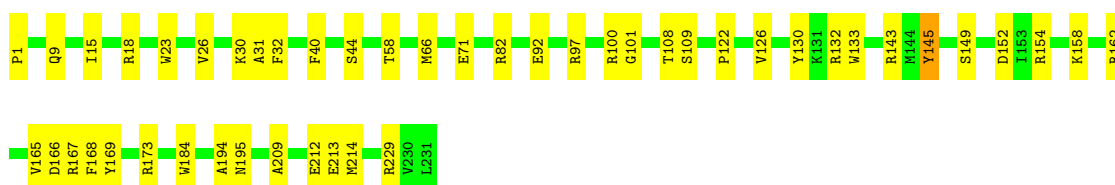
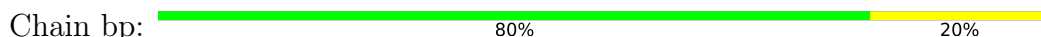




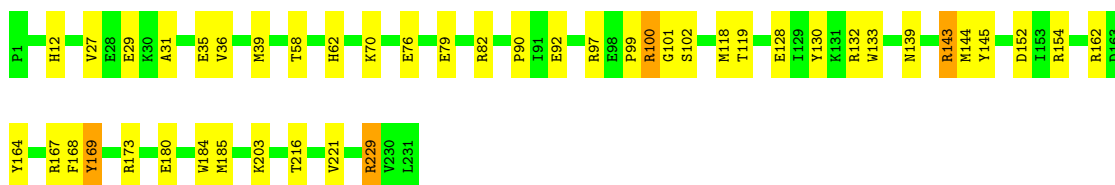
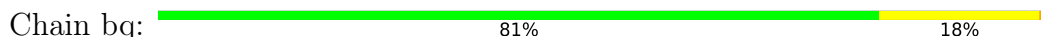
• Molecule 1: capsid protein



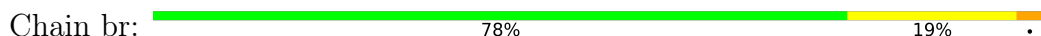
• Molecule 1: capsid protein



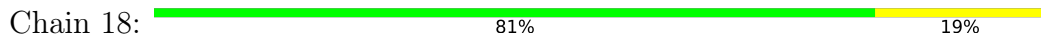
• Molecule 1: capsid protein



• Molecule 1: capsid protein

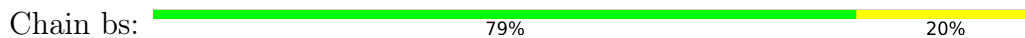


• Molecule 1: capsid protein

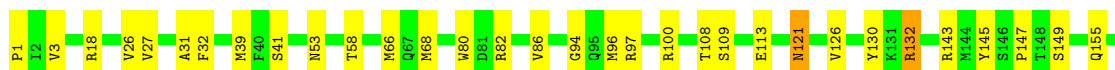
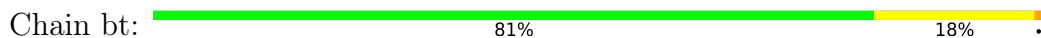




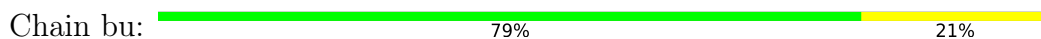
• Molecule 1: capsid protein



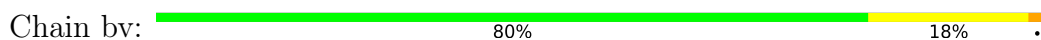
• Molecule 1: capsid protein



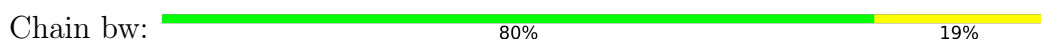
• Molecule 1: capsid protein



• Molecule 1: capsid protein

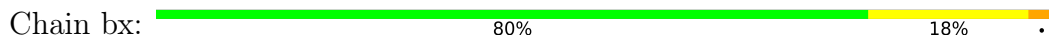


• Molecule 1: capsid protein

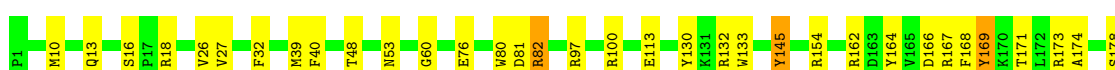
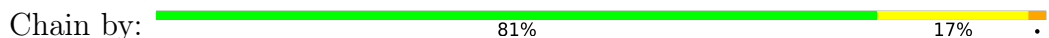





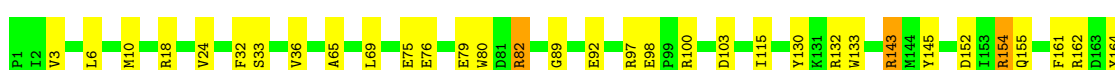
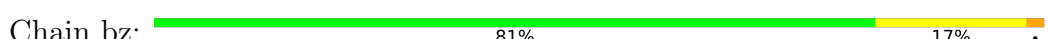
• Molecule 1: capsid protein



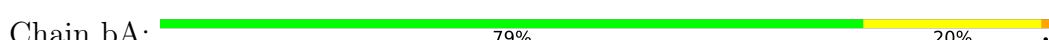
• Molecule 1: capsid protein



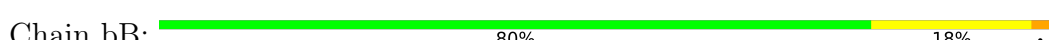
• Molecule 1: capsid protein



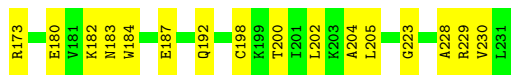
• Molecule 1: capsid protein



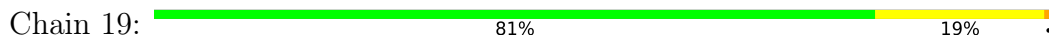
• Molecule 1: capsid protein



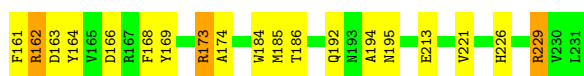
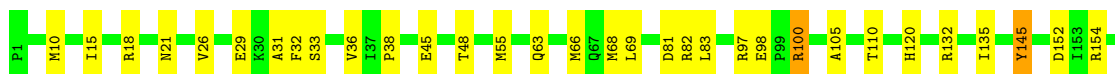
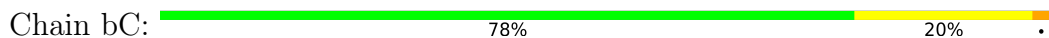




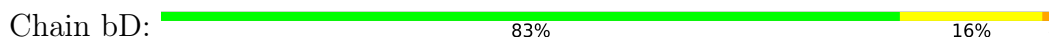
• Molecule 1: capsid protein



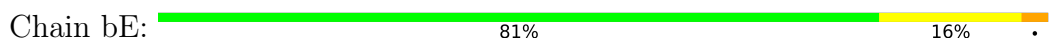
• Molecule 1: capsid protein



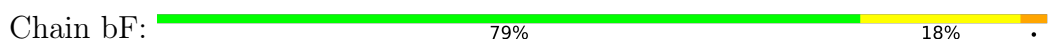
• Molecule 1: capsid protein



• Molecule 1: capsid protein

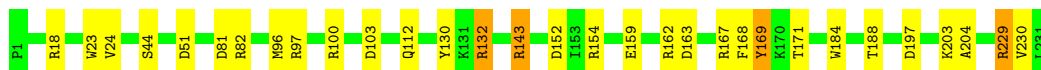
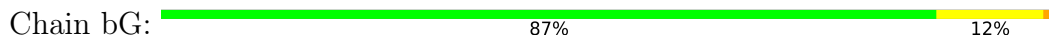


• Molecule 1: capsid protein

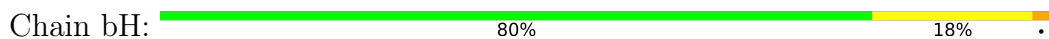




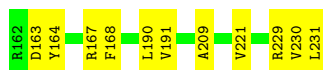
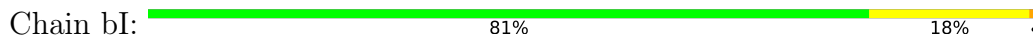
• Molecule 1: capsid protein



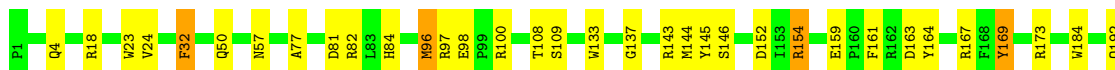
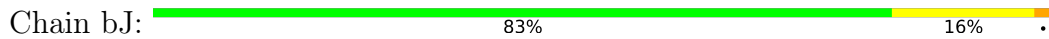
• Molecule 1: capsid protein



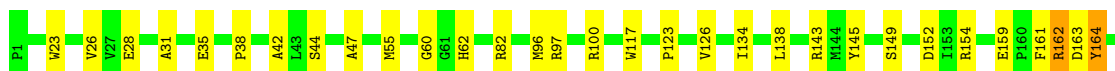
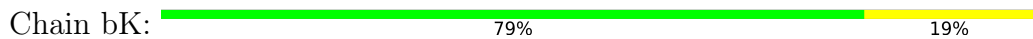
• Molecule 1: capsid protein



• Molecule 1: capsid protein

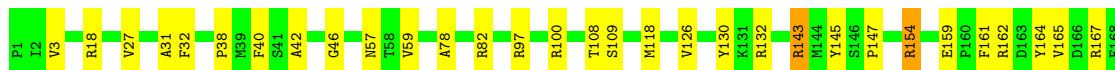
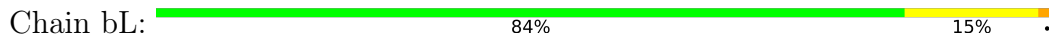


• Molecule 1: capsid protein

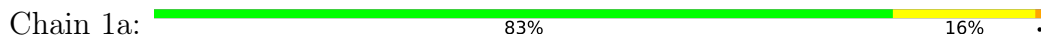




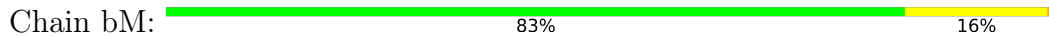
• Molecule 1: capsid protein



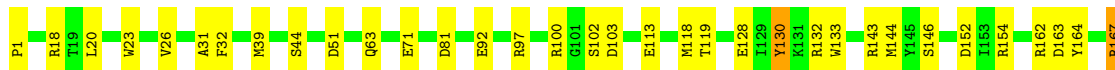
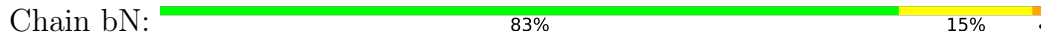
• Molecule 1: capsid protein



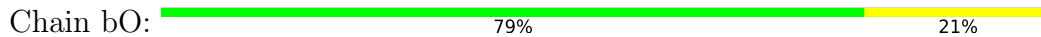
• Molecule 1: capsid protein



• Molecule 1: capsid protein

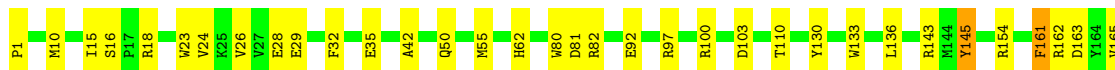
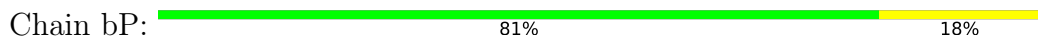


• Molecule 1: capsid protein

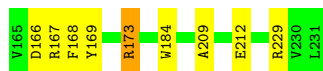
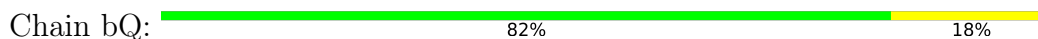




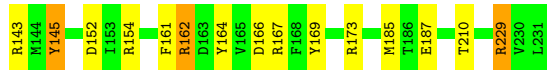
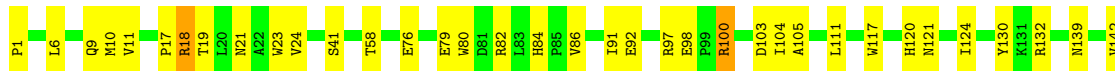
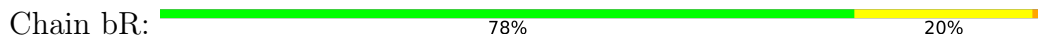
• Molecule 1: capsid protein



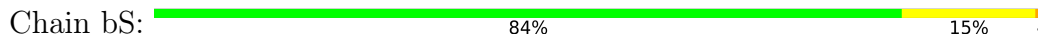
• Molecule 1: capsid protein



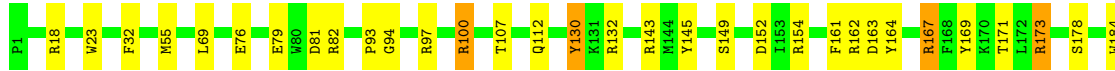
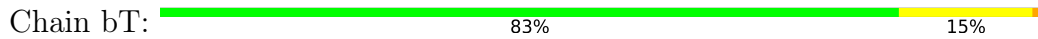
• Molecule 1: capsid protein



• Molecule 1: capsid protein

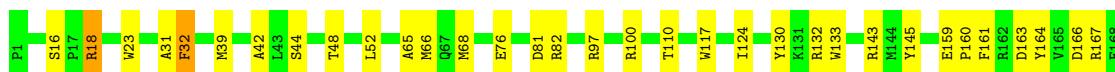
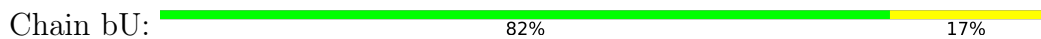


• Molecule 1: capsid protein

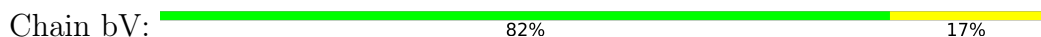




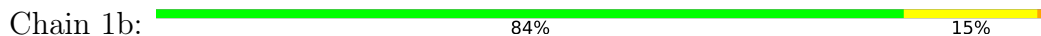
• Molecule 1: capsid protein



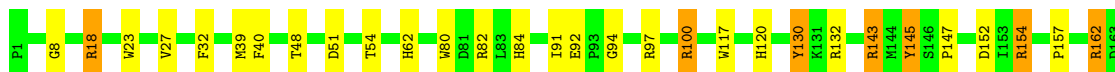
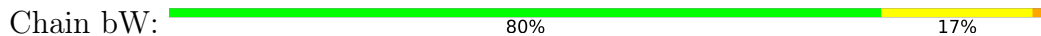
• Molecule 1: capsid protein



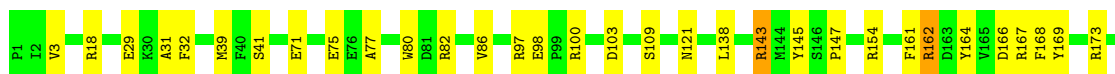
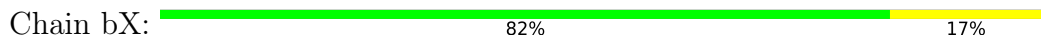
• Molecule 1: capsid protein




• Molecule 1: capsid protein

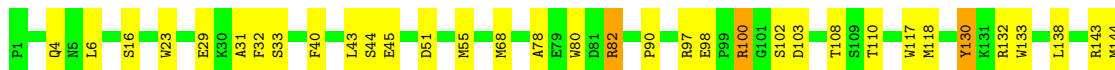
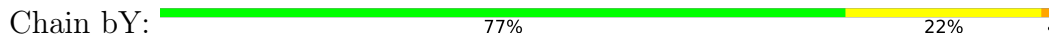


• Molecule 1: capsid protein





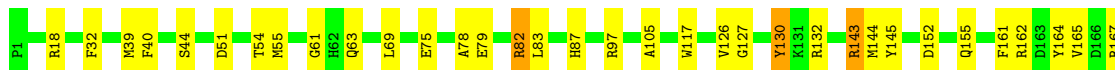
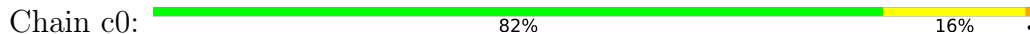
• Molecule 1: capsid protein



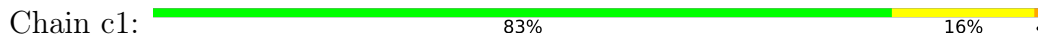
• Molecule 1: capsid protein



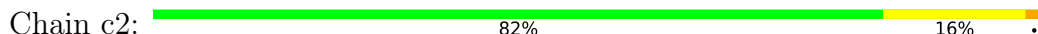
• Molecule 1: capsid protein




• Molecule 1: capsid protein



• Molecule 1: capsid protein





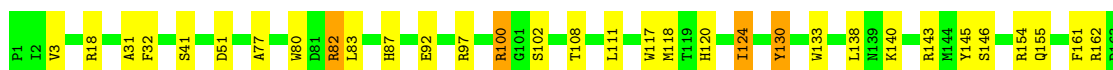
- Molecule 1: capsid protein

Chain c3: 81% 18%



- Molecule 1: capsid protein

Chain c4: 79% 19%



- Molecule 1: capsid protein

Chain c5: 81% 17%



- Molecule 1: capsid protein

Chain 1c: 81% 17%



- Molecule 1: capsid protein

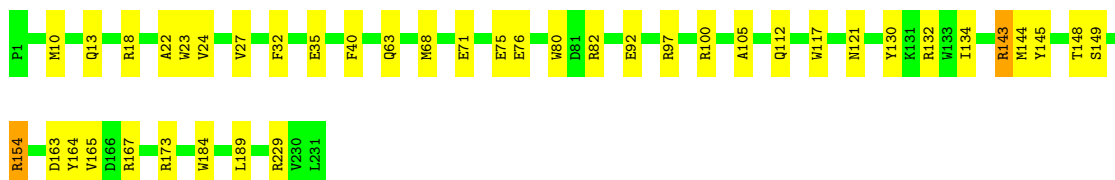
Chain c6: 86% 14%





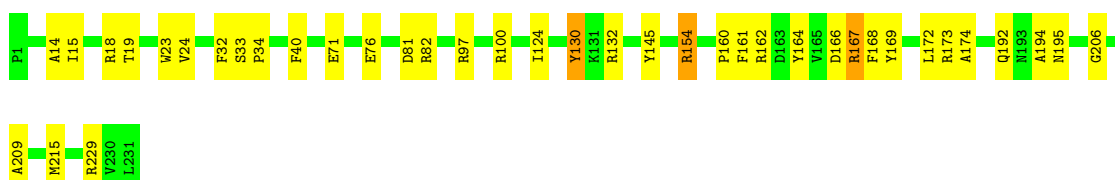
• Molecule 1: capsid protein

Chain c7: 82% 17%



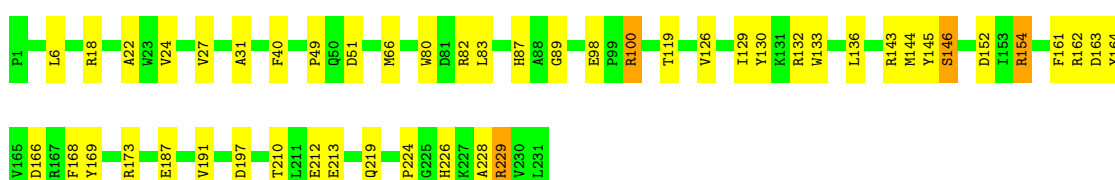
• Molecule 1: capsid protein

Chain c8: 83% 16%



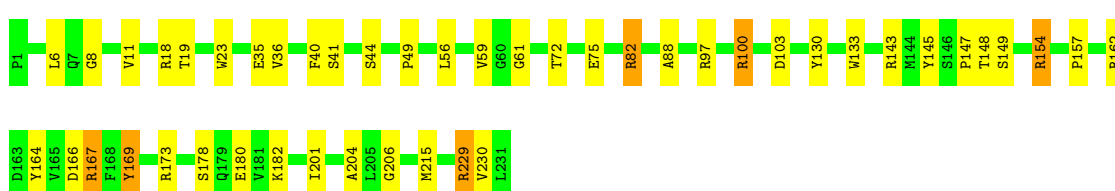
• Molecule 1: capsid protein

Chain c9: 79% 19%



• Molecule 1: capsid protein

Chain ca: 80% 17%

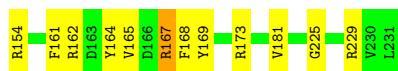


• Molecule 1: capsid protein

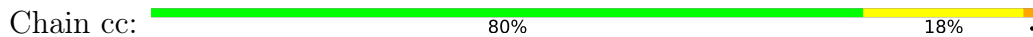
Chain cb: 81% 18%



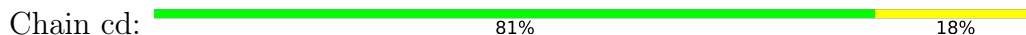




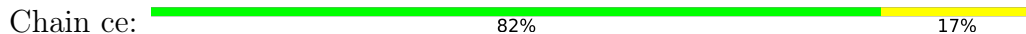
• Molecule 1: capsid protein



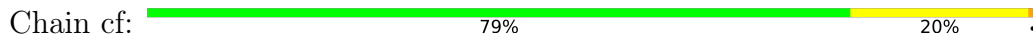
• Molecule 1: capsid protein



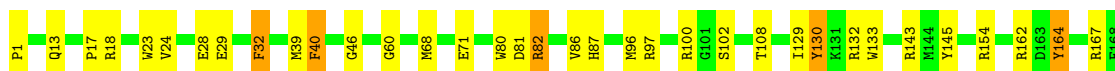
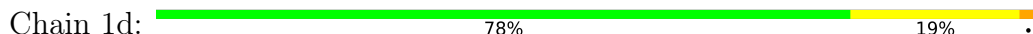
• Molecule 1: capsid protein




• Molecule 1: capsid protein

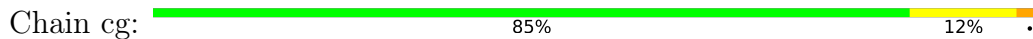


• Molecule 1: capsid protein

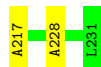
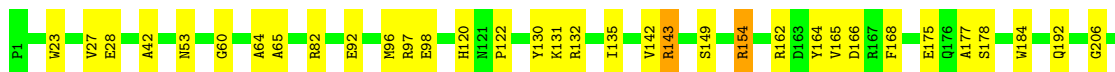
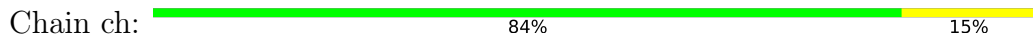




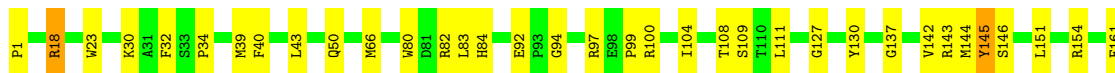
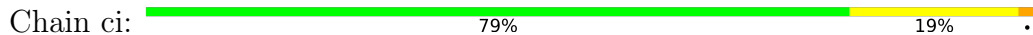
• Molecule 1: capsid protein



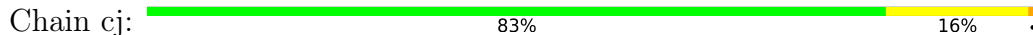
• Molecule 1: capsid protein



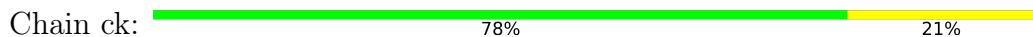
• Molecule 1: capsid protein



• Molecule 1: capsid protein

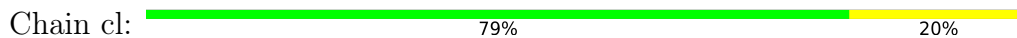


• Molecule 1: capsid protein

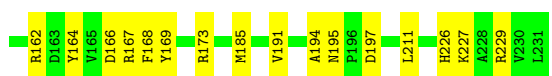
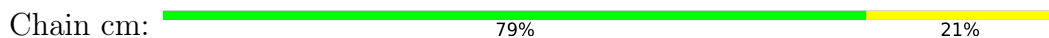





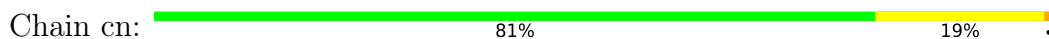
• Molecule 1: capsid protein



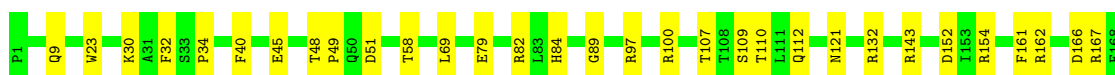
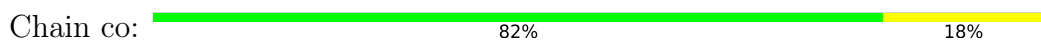
• Molecule 1: capsid protein



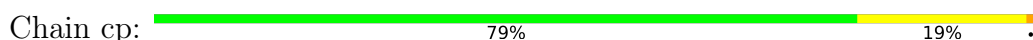
• Molecule 1: capsid protein

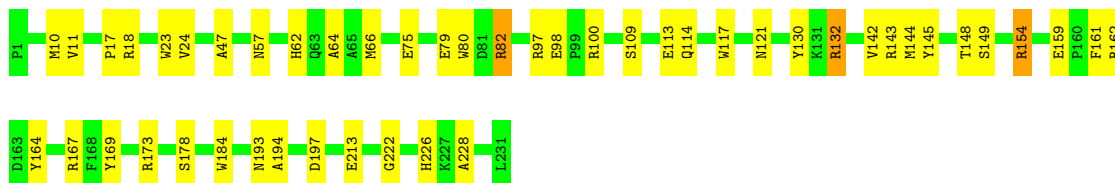


• Molecule 1: capsid protein

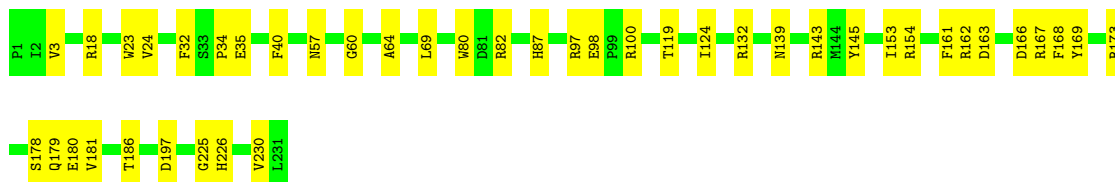
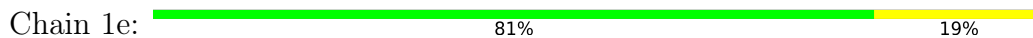


• Molecule 1: capsid protein

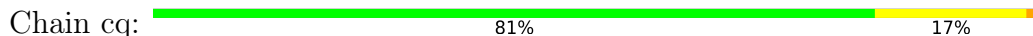




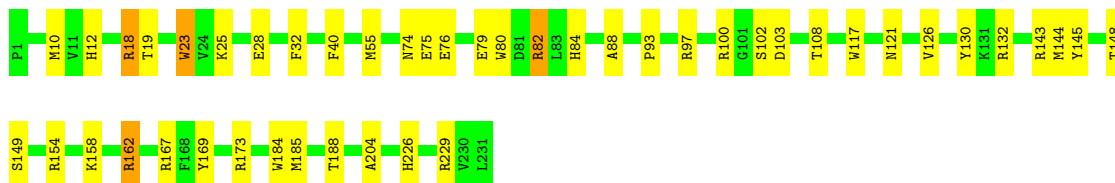
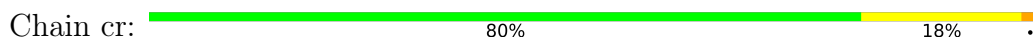
• Molecule 1: capsid protein



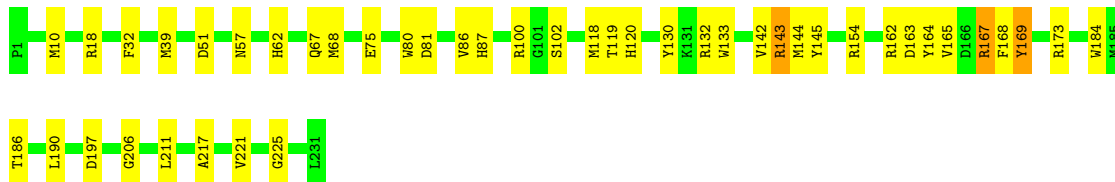
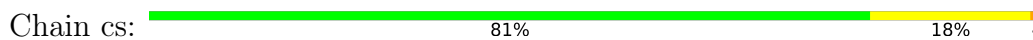
• Molecule 1: capsid protein



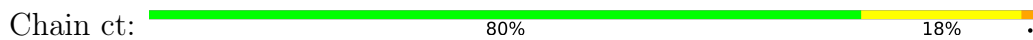
• Molecule 1: capsid protein



• Molecule 1: capsid protein

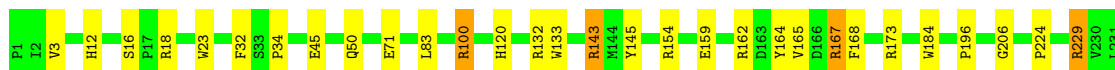
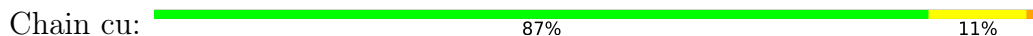


• Molecule 1: capsid protein

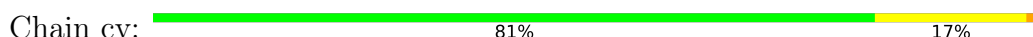




• Molecule 1: capsid protein



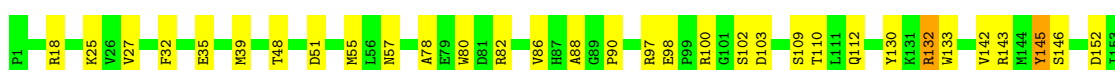
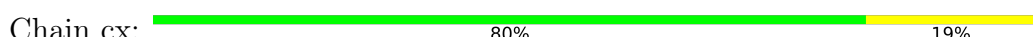
• Molecule 1: capsid protein



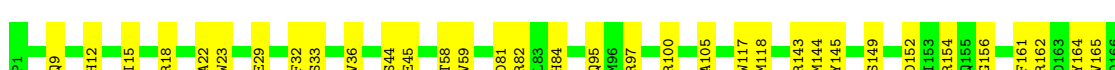
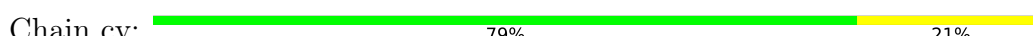
• Molecule 1: capsid protein



• Molecule 1: capsid protein

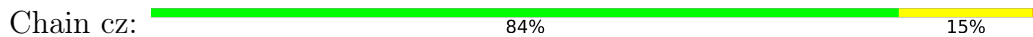


• Molecule 1: capsid protein

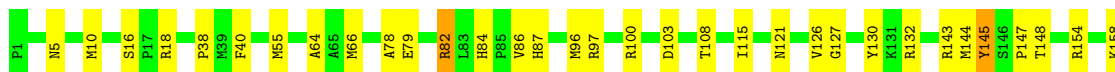
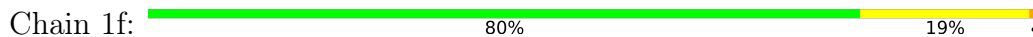




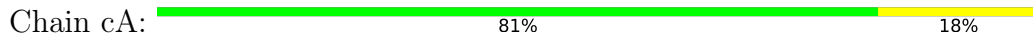
• Molecule 1: capsid protein



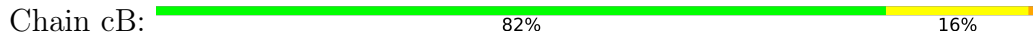
• Molecule 1: capsid protein



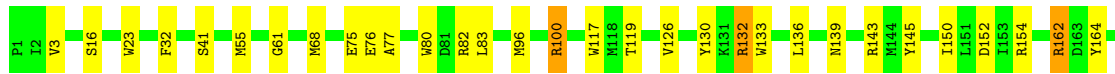
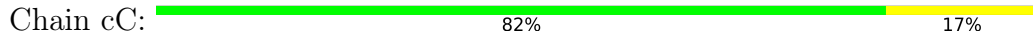
• Molecule 1: capsid protein



• Molecule 1: capsid protein

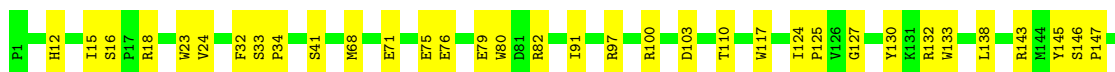
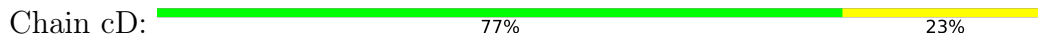


• Molecule 1: capsid protein

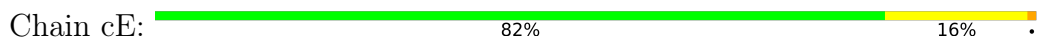




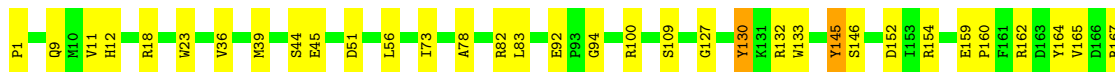
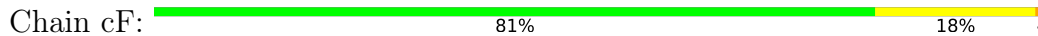
• Molecule 1: capsid protein



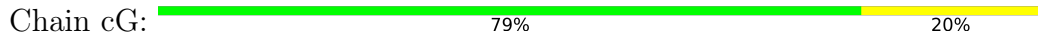
• Molecule 1: capsid protein



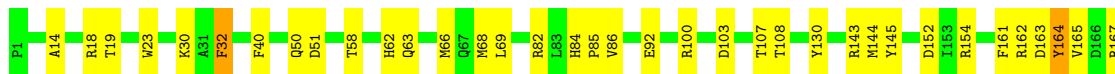
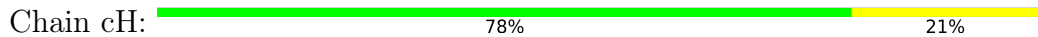
• Molecule 1: capsid protein



• Molecule 1: capsid protein

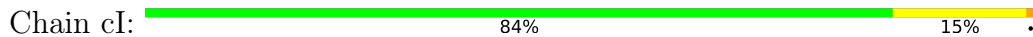


• Molecule 1: capsid protein

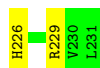
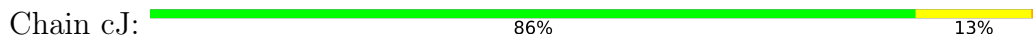




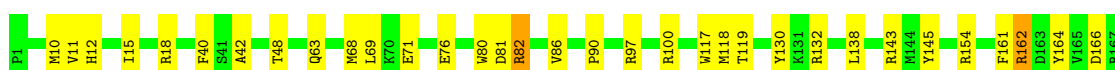
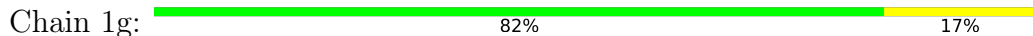
• Molecule 1: capsid protein



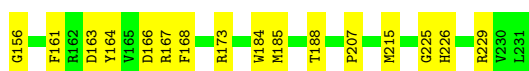
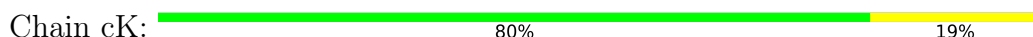
• Molecule 1: capsid protein



• Molecule 1: capsid protein



• Molecule 1: capsid protein



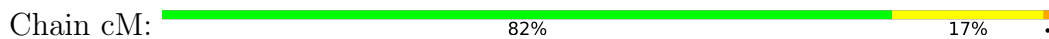
• Molecule 1: capsid protein



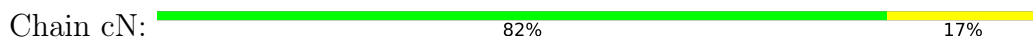




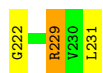
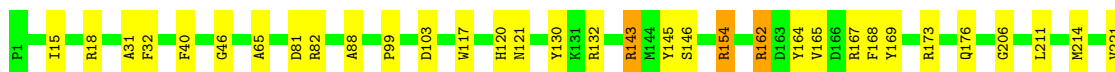
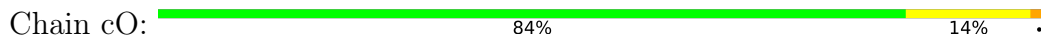
• Molecule 1: capsid protein



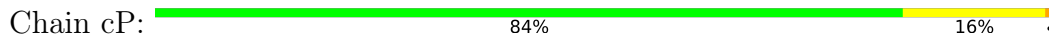
• Molecule 1: capsid protein



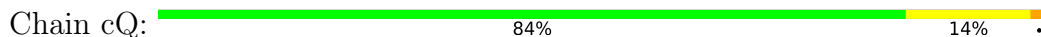
• Molecule 1: capsid protein

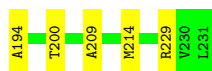


• Molecule 1: capsid protein



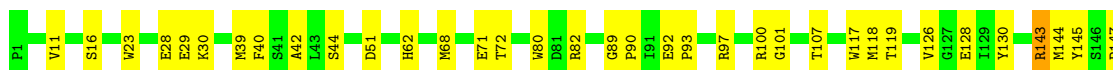
• Molecule 1: capsid protein





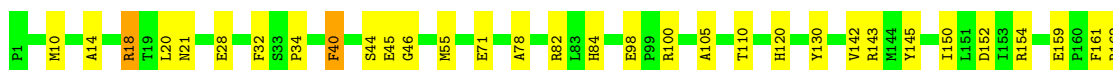
- Molecule 1: capsid protein

Chain cR: 77% 22%



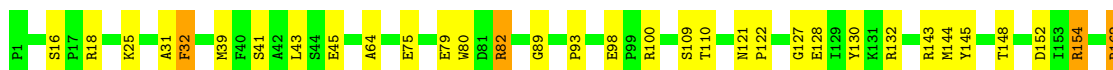
- Molecule 1: capsid protein

Chain cS: 82% 17%



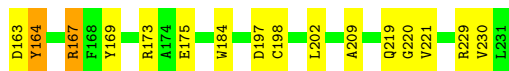
- Molecule 1: capsid protein

Chain cT: 80% 17%



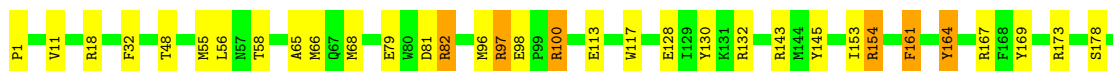
- Molecule 1: capsid protein


Chain 1h: 79% 19%



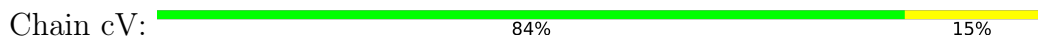
- Molecule 1: capsid protein

Chain cU: 84% 13%

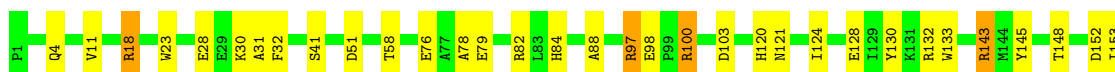
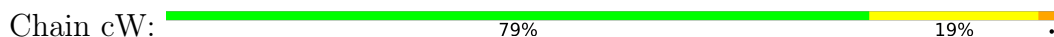




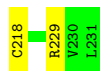
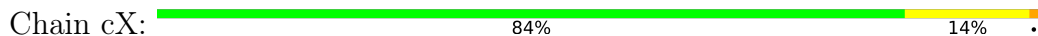
• Molecule 1: capsid protein



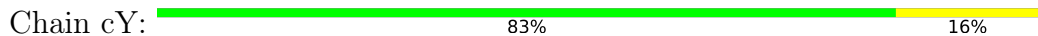
• Molecule 1: capsid protein



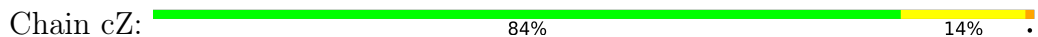
• Molecule 1: capsid protein



• Molecule 1: capsid protein

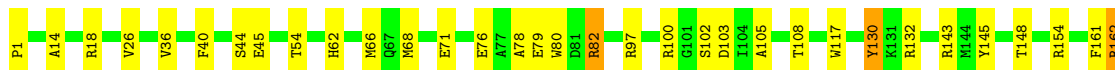
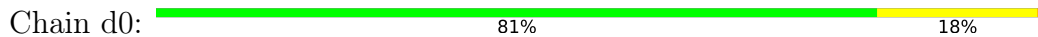


• Molecule 1: capsid protein

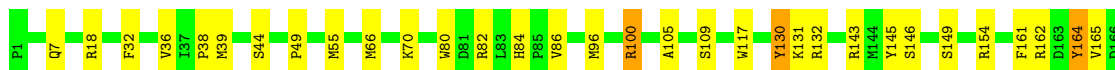
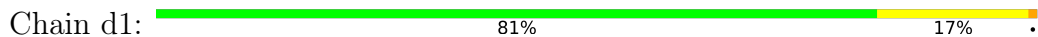




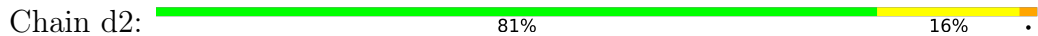
• Molecule 1: capsid protein



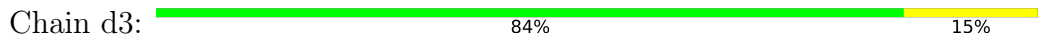
• Molecule 1: capsid protein



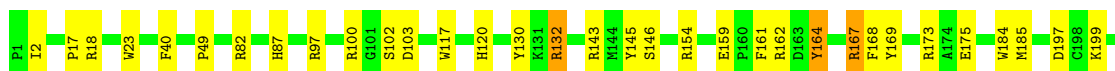
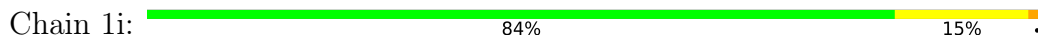
• Molecule 1: capsid protein

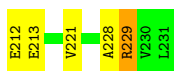


• Molecule 1: capsid protein

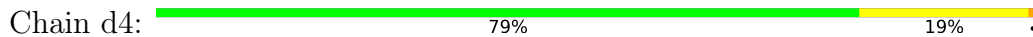


• Molecule 1: capsid protein

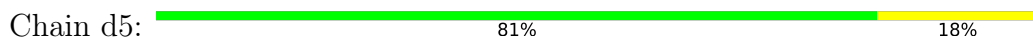




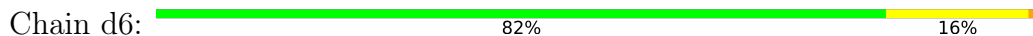
• Molecule 1: capsid protein



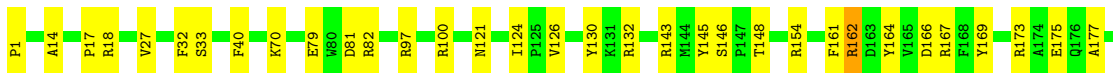
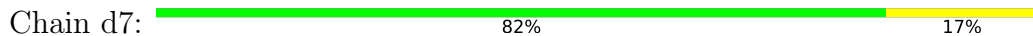
• Molecule 1: capsid protein



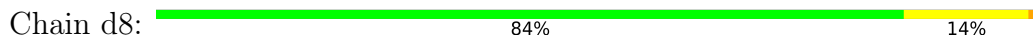
• Molecule 1: capsid protein



• Molecule 1: capsid protein

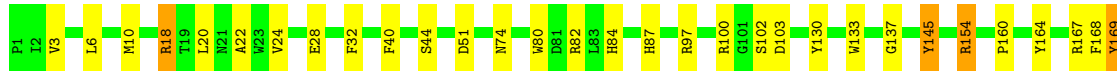
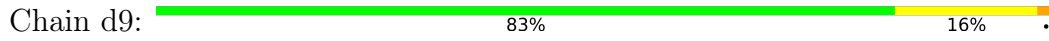


• Molecule 1: capsid protein

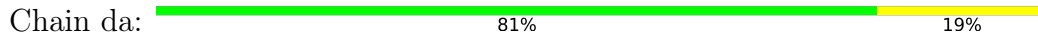




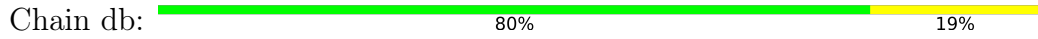
• Molecule 1: capsid protein



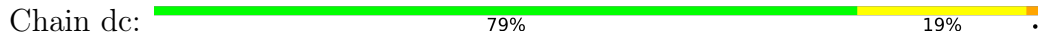
• Molecule 1: capsid protein



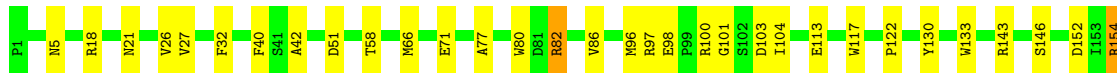
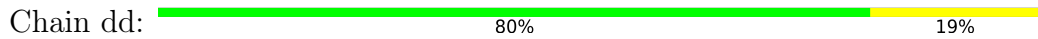
• Molecule 1: capsid protein

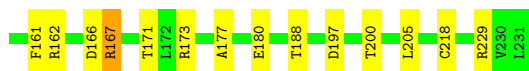


• Molecule 1: capsid protein

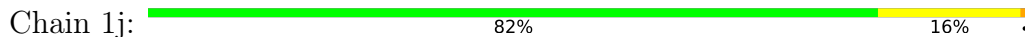


• Molecule 1: capsid protein

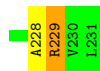
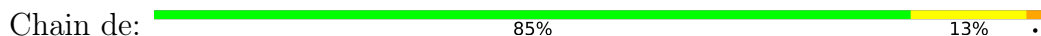




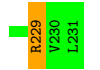
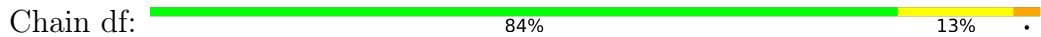
• Molecule 1: capsid protein



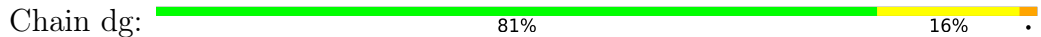
• Molecule 1: capsid protein



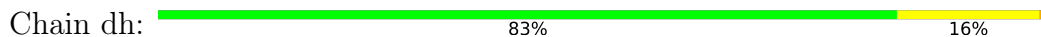
• Molecule 1: capsid protein

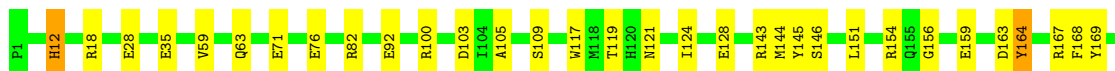


• Molecule 1: capsid protein

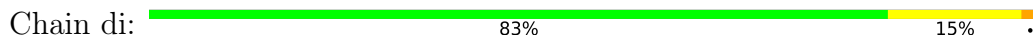


• Molecule 1: capsid protein

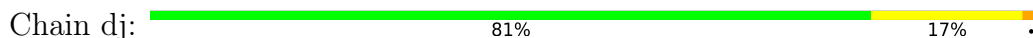




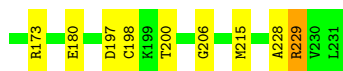
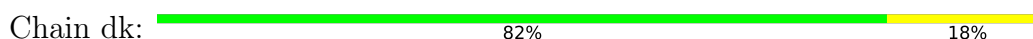
• Molecule 1: capsid protein



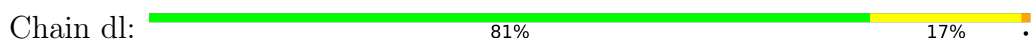
• Molecule 1: capsid protein



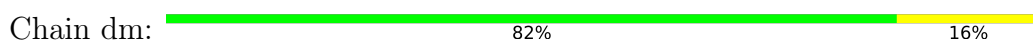
• Molecule 1: capsid protein



• Molecule 1: capsid protein



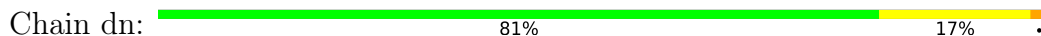
• Molecule 1: capsid protein



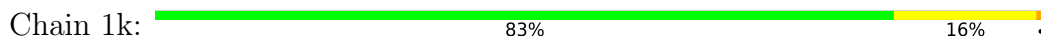




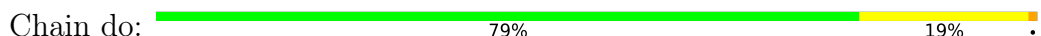
• Molecule 1: capsid protein



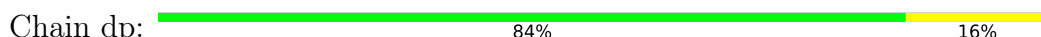
• Molecule 1: capsid protein



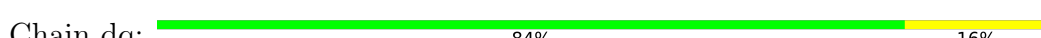
• Molecule 1: capsid protein



• Molecule 1: capsid protein


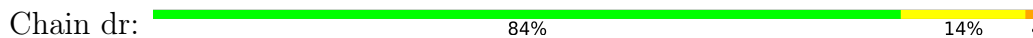


• Molecule 1: capsid protein


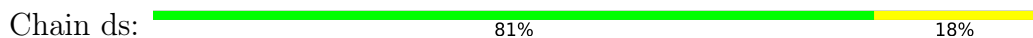




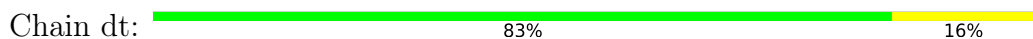
• Molecule 1: capsid protein



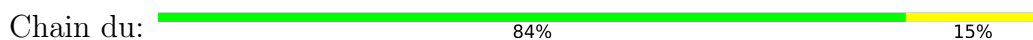
• Molecule 1: capsid protein



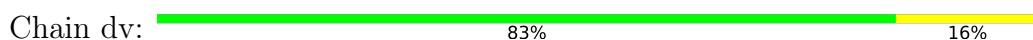
• Molecule 1: capsid protein



• Molecule 1: capsid protein

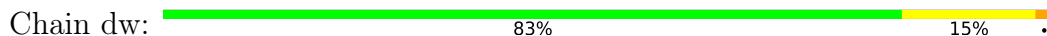


• Molecule 1: capsid protein


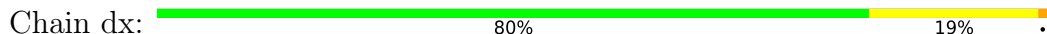




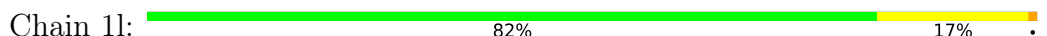
• Molecule 1: capsid protein



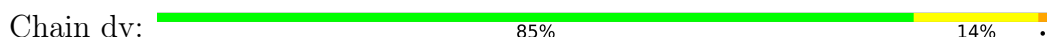
• Molecule 1: capsid protein



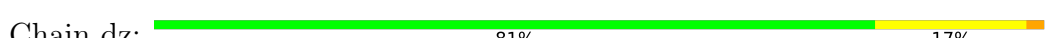
• Molecule 1: capsid protein

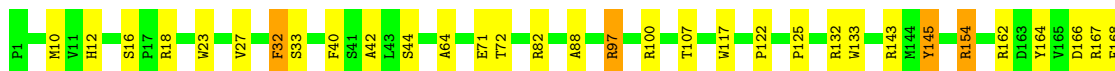


• Molecule 1: capsid protein

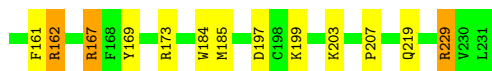
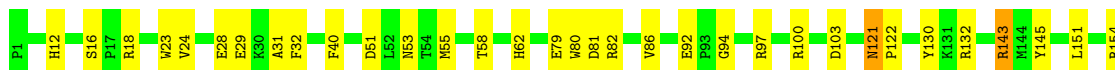
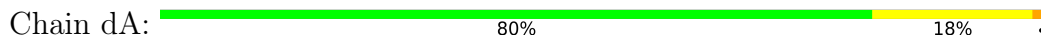


• Molecule 1: capsid protein

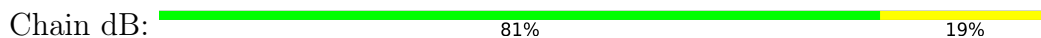




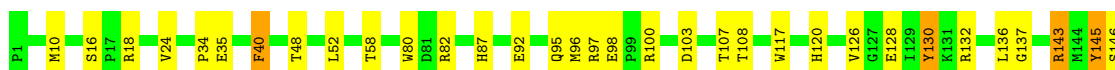
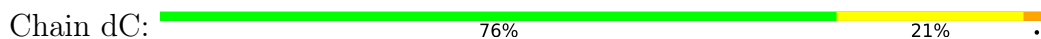
• Molecule 1: capsid protein



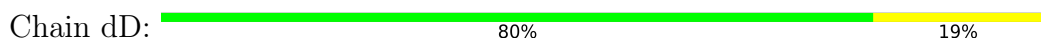
• Molecule 1: capsid protein



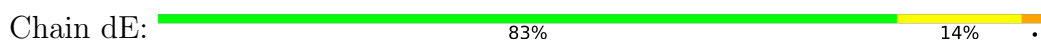
• Molecule 1: capsid protein

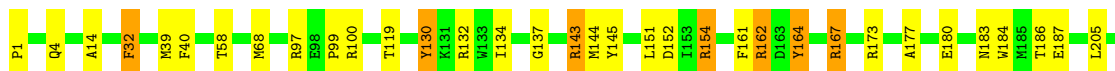


• Molecule 1: capsid protein

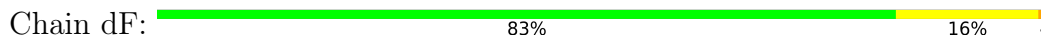


• Molecule 1: capsid protein

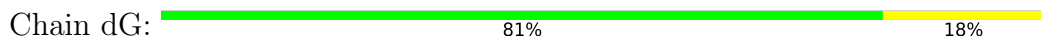




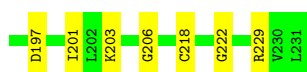
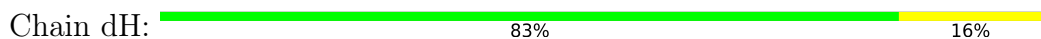
• Molecule 1: capsid protein



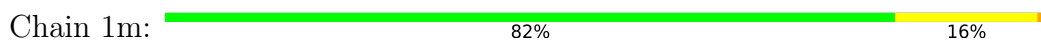
• Molecule 1: capsid protein



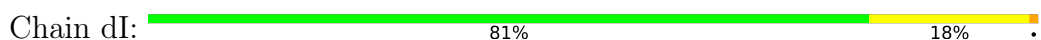
• Molecule 1: capsid protein




• Molecule 1: capsid protein

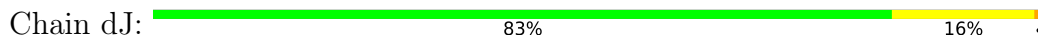


• Molecule 1: capsid protein

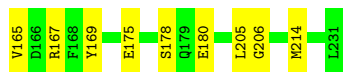
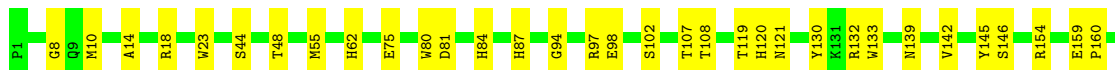
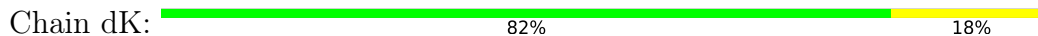




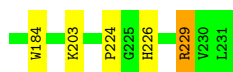
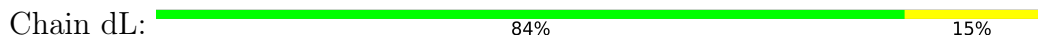
• Molecule 1: capsid protein




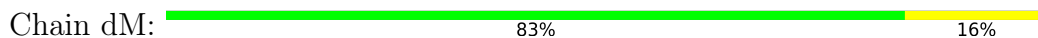
• Molecule 1: capsid protein



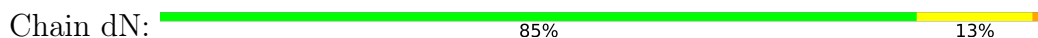
• Molecule 1: capsid protein

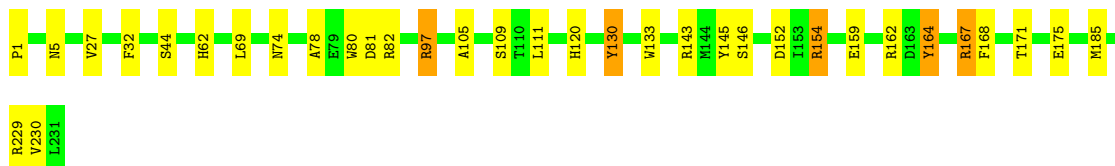


• Molecule 1: capsid protein

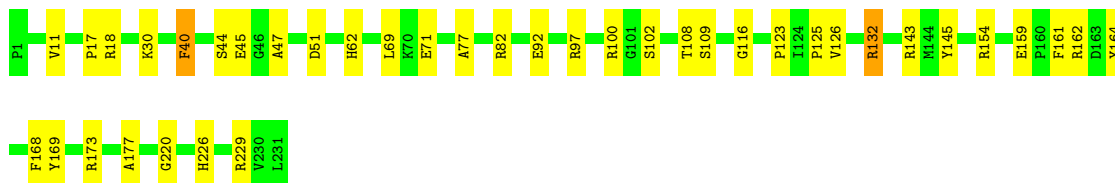
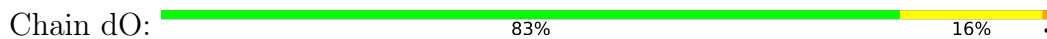


• Molecule 1: capsid protein

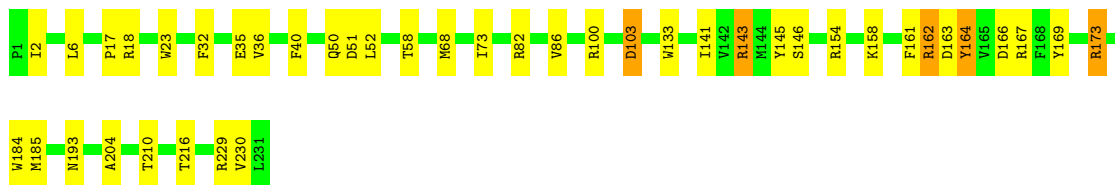
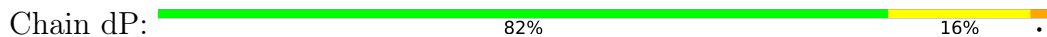




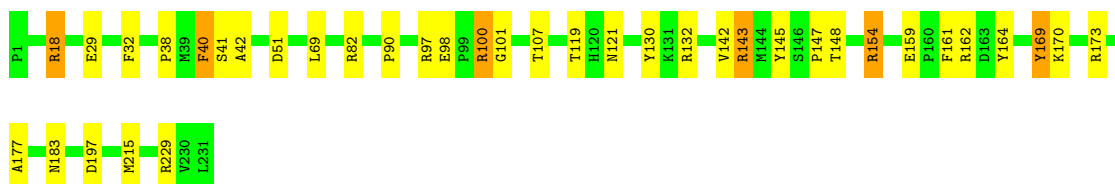
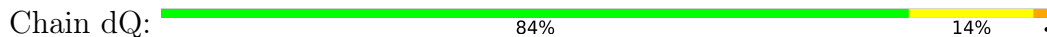
• Molecule 1: capsid protein



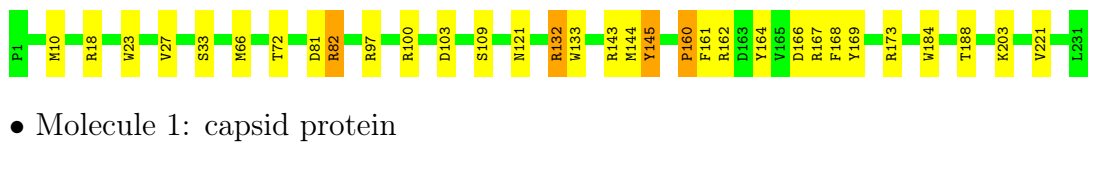
• Molecule 1: capsid protein



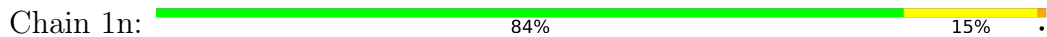
• Molecule 1: capsid protein

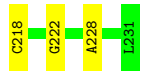


• Molecule 1: capsid protein

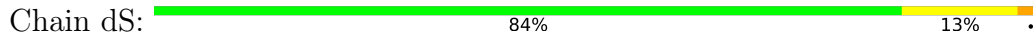


• Molecule 1: capsid protein

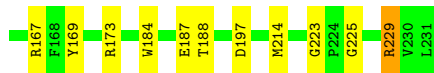
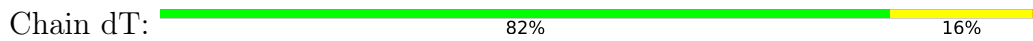




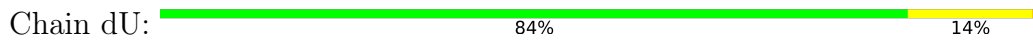
• Molecule 1: capsid protein



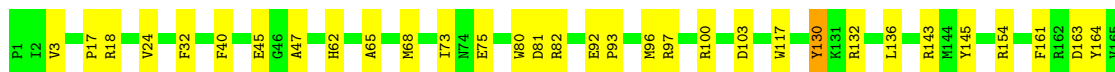
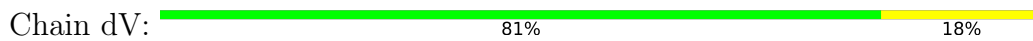
• Molecule 1: capsid protein



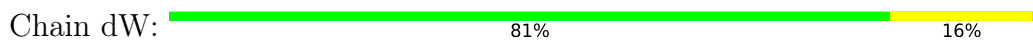
• Molecule 1: capsid protein



• Molecule 1: capsid protein



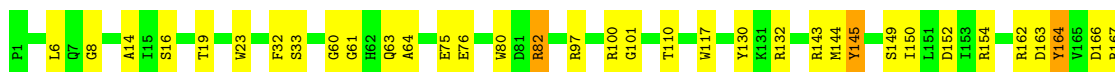
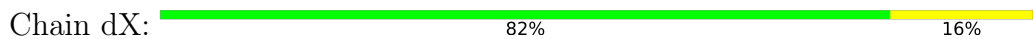
• Molecule 1: capsid protein



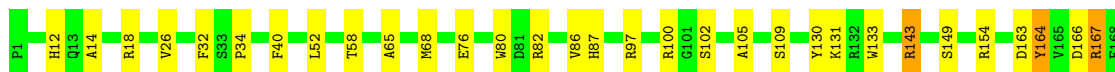
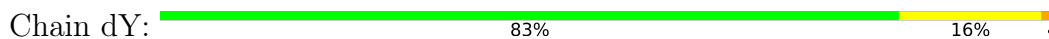




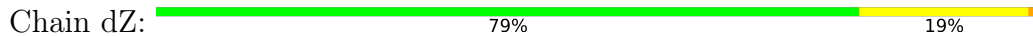
• Molecule 1: capsid protein



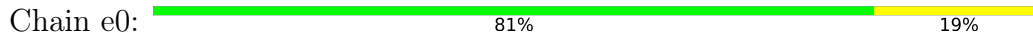
• Molecule 1: capsid protein



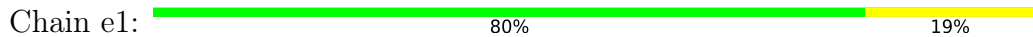
• Molecule 1: capsid protein



• Molecule 1: capsid protein

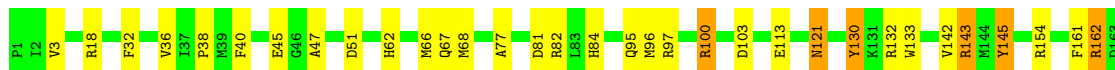
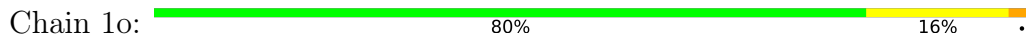


• Molecule 1: capsid protein

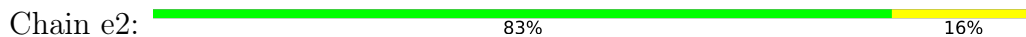




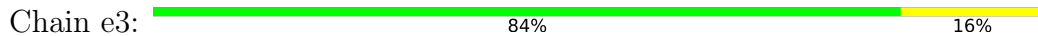
• Molecule 1: capsid protein



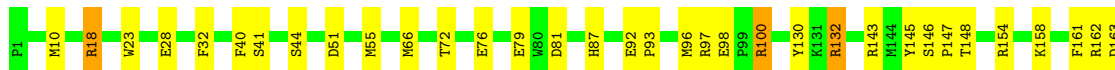
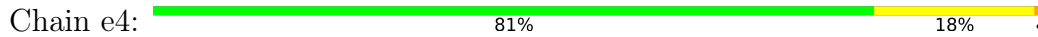
• Molecule 1: capsid protein



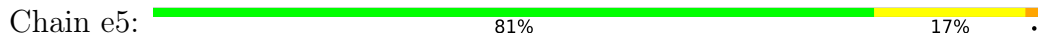
• Molecule 1: capsid protein



• Molecule 1: capsid protein

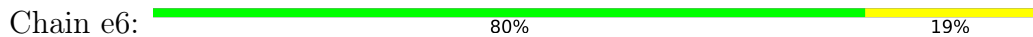


• Molecule 1: capsid protein

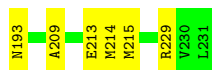
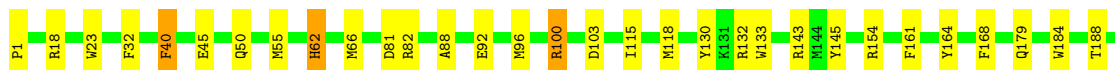
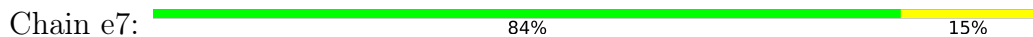




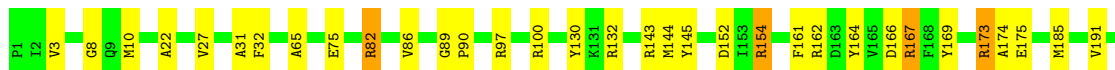
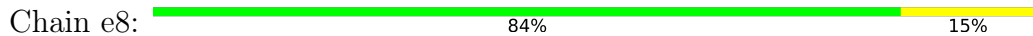
• Molecule 1: capsid protein



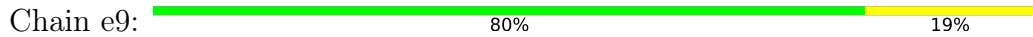
• Molecule 1: capsid protein



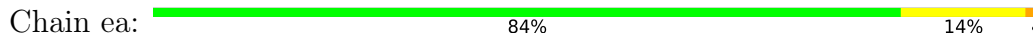
• Molecule 1: capsid protein




• Molecule 1: capsid protein

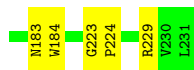
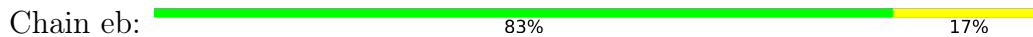


• Molecule 1: capsid protein

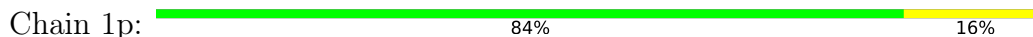




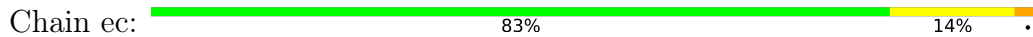
• Molecule 1: capsid protein



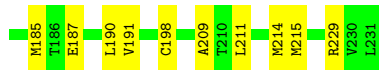
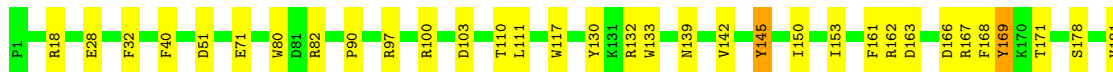
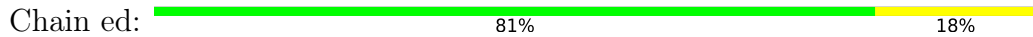
• Molecule 1: capsid protein



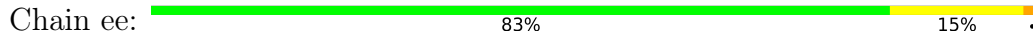
• Molecule 1: capsid protein



• Molecule 1: capsid protein



• Molecule 1: capsid protein





- Molecule 1: capsid protein

Chain ef: 85% 14%



- Molecule 1: capsid protein

Chain eg: 81% 17%



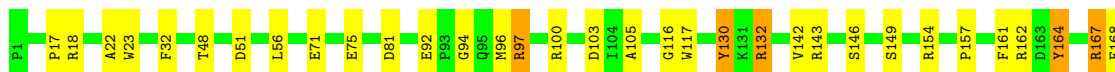
- Molecule 1: capsid protein

Chain eh: 82% 16%



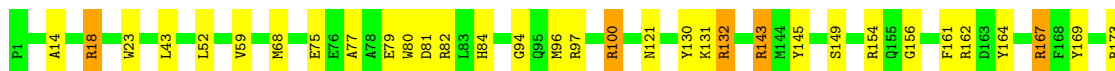
- Molecule 1: capsid protein

Chain ei: 81% 17%

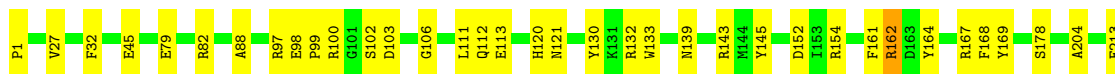
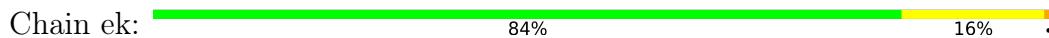


- Molecule 1: capsid protein


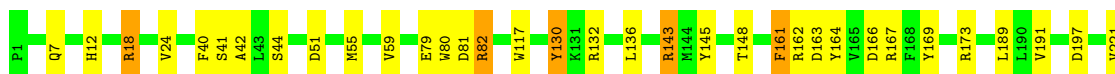
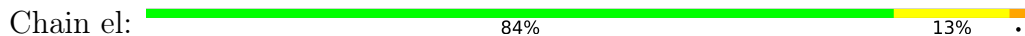
Chain ej: 82% 16%



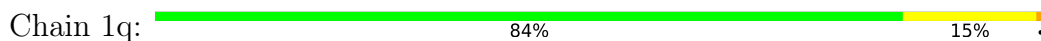
• Molecule 1: capsid protein



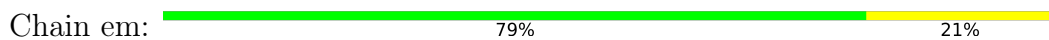
• Molecule 1: capsid protein



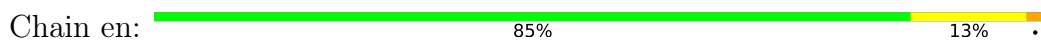
• Molecule 1: capsid protein



• Molecule 1: capsid protein

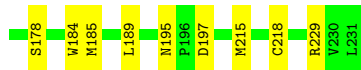
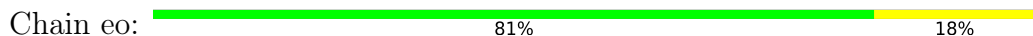


• Molecule 1: capsid protein

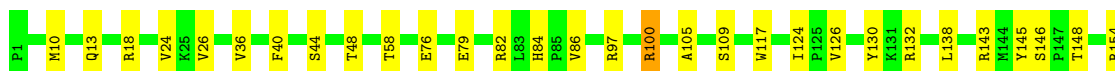
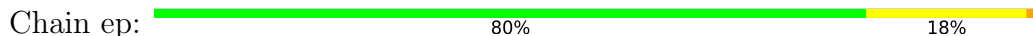




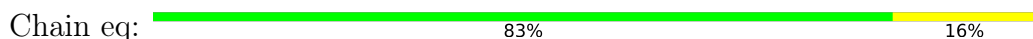
• Molecule 1: capsid protein



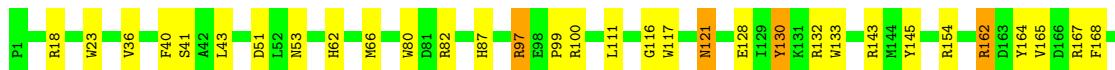
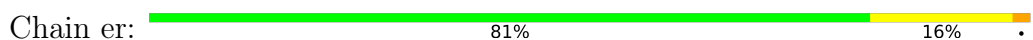
• Molecule 1: capsid protein




• Molecule 1: capsid protein

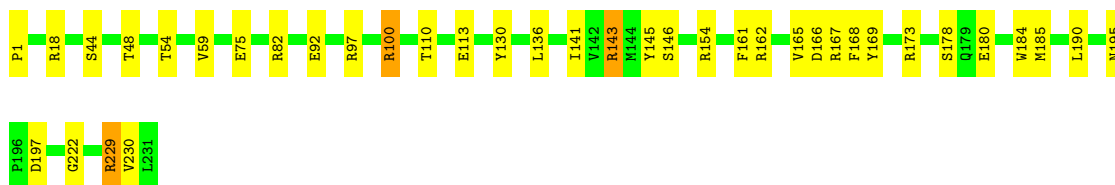


• Molecule 1: capsid protein




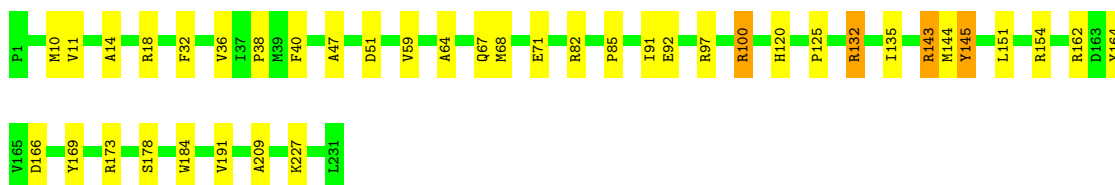
• Molecule 1: capsid protein

Chain es:  84% 15%




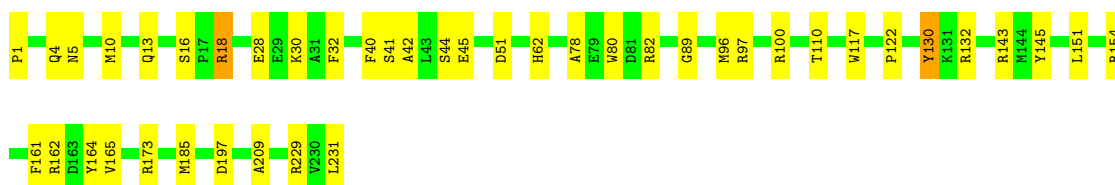
• Molecule 1: capsid protein

Chain et:  83% 16%




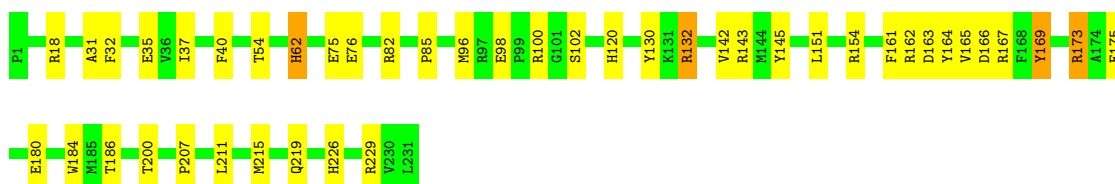
• Molecule 1: capsid protein

Chain eu:  81% 18%




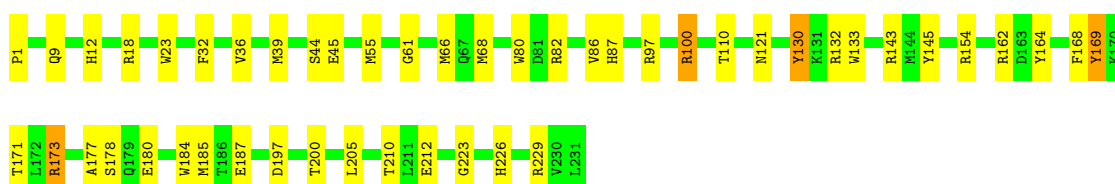
• Molecule 1: capsid protein

Chain ev:  81% 17%



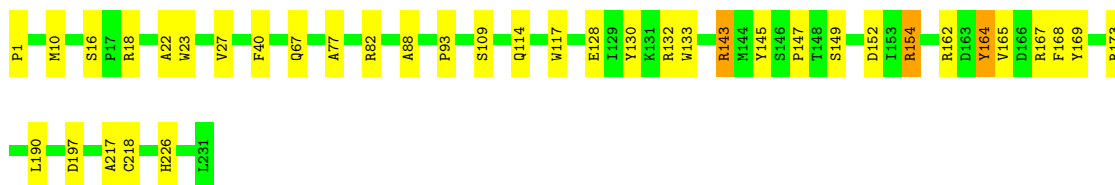
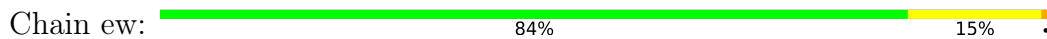
• Molecule 1: capsid protein

Chain 1r:  79% 19%

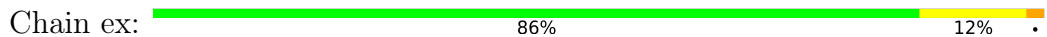


• Molecule 1: capsid protein

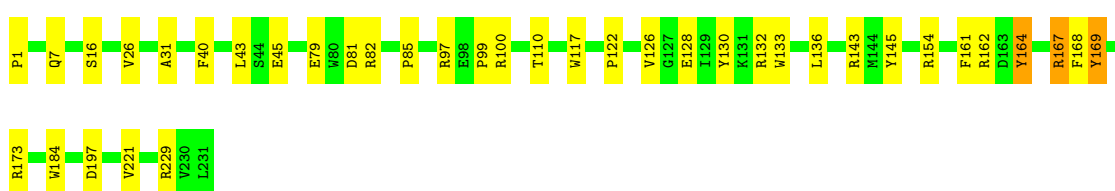
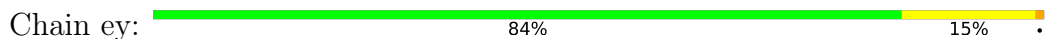




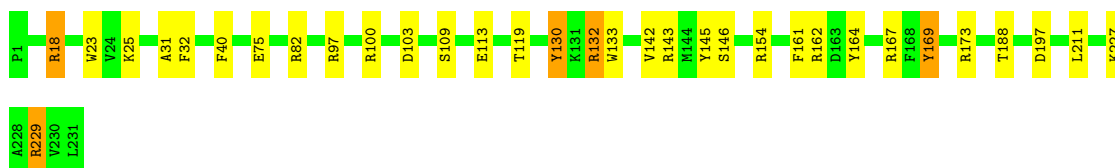
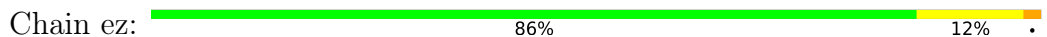
• Molecule 1: capsid protein



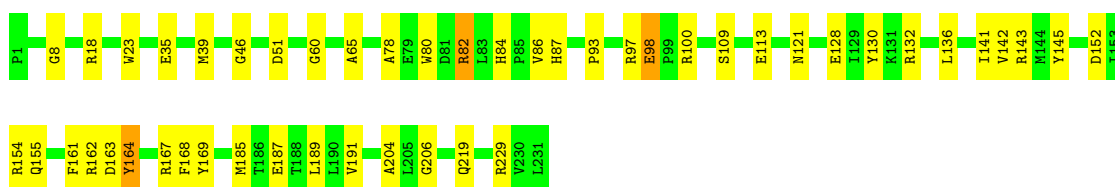
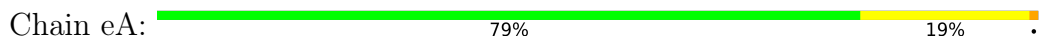
• Molecule 1: capsid protein



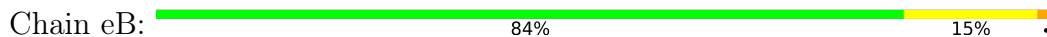
• Molecule 1: capsid protein

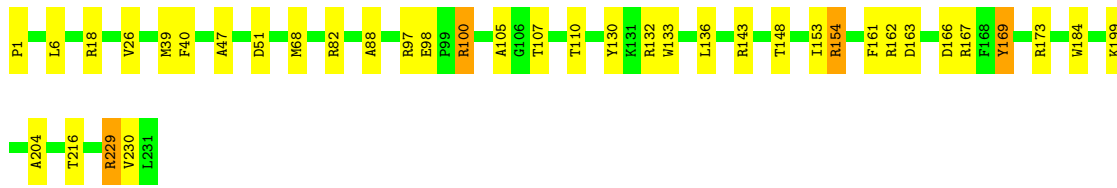


• Molecule 1: capsid protein

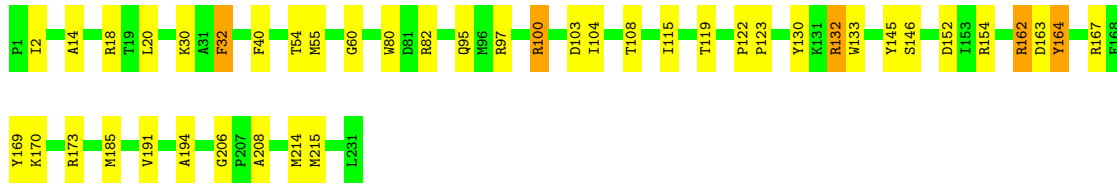
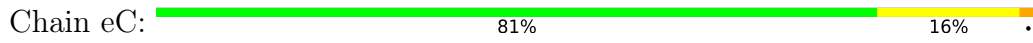


• Molecule 1: capsid protein

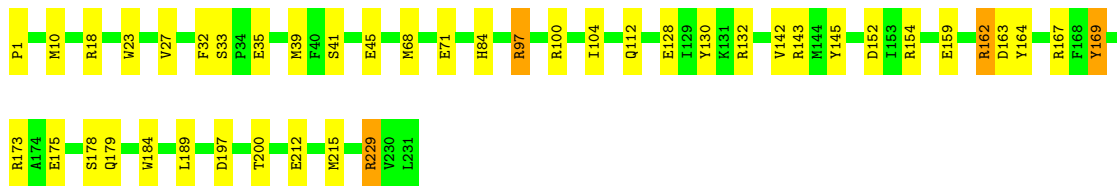
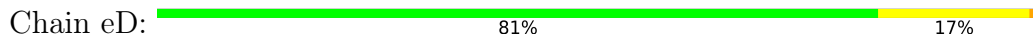




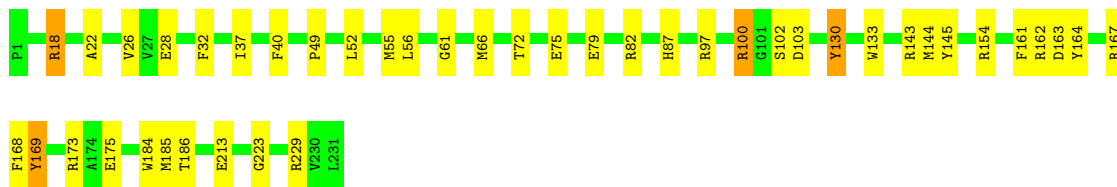
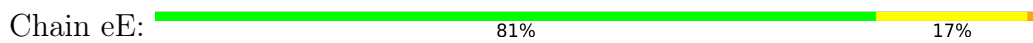
• Molecule 1: capsid protein



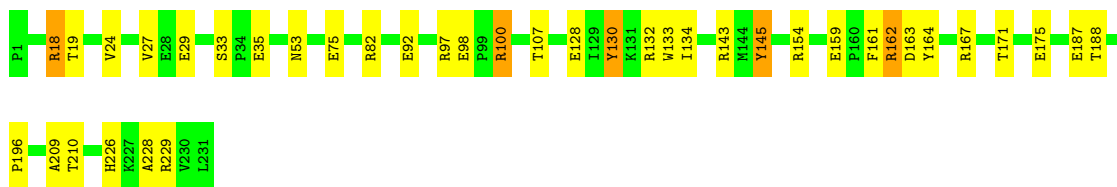
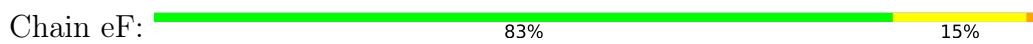
• Molecule 1: capsid protein



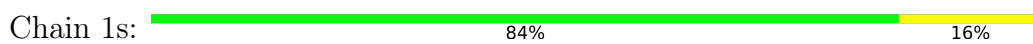
• Molecule 1: capsid protein



• Molecule 1: capsid protein

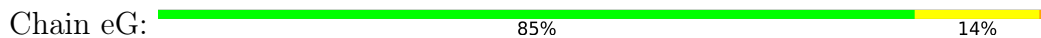


• Molecule 1: capsid protein

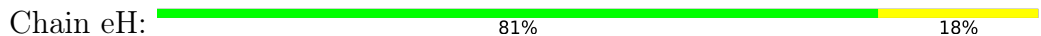




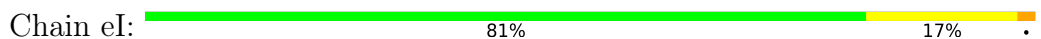
• Molecule 1: capsid protein



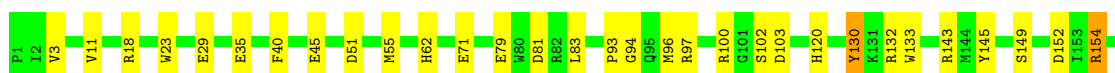
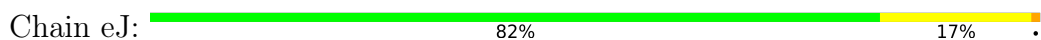
• Molecule 1: capsid protein



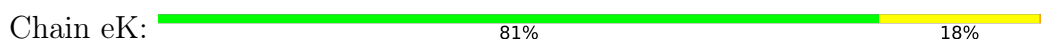
• Molecule 1: capsid protein

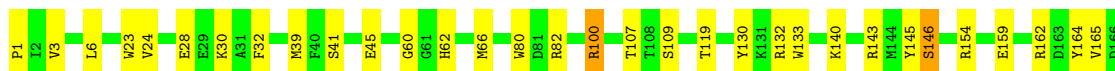


• Molecule 1: capsid protein

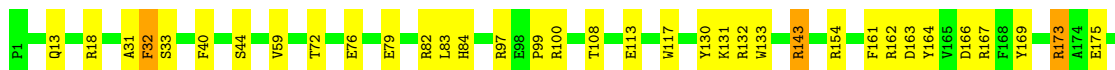
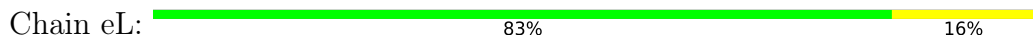


• Molecule 1: capsid protein

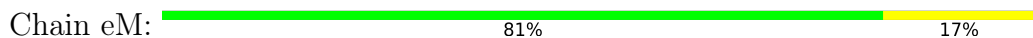




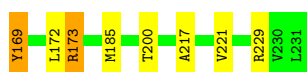
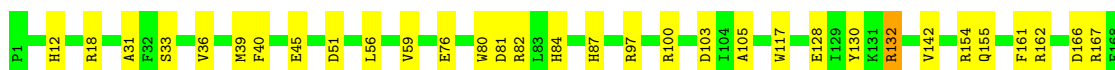
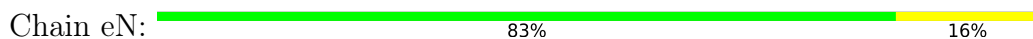
• Molecule 1: capsid protein



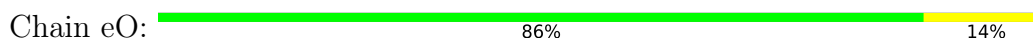
• Molecule 1: capsid protein



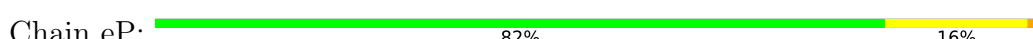
• Molecule 1: capsid protein

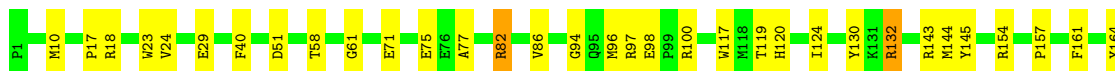


• Molecule 1: capsid protein


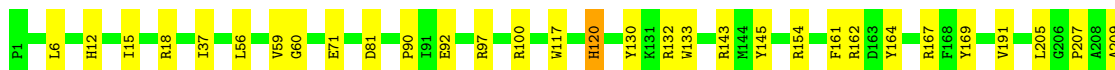
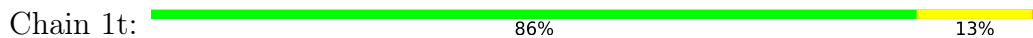


• Molecule 1: capsid protein


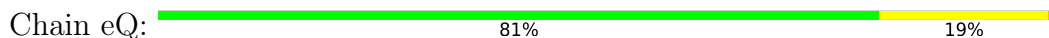




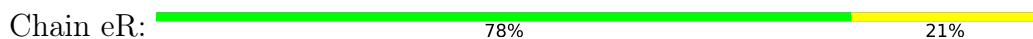
• Molecule 1: capsid protein



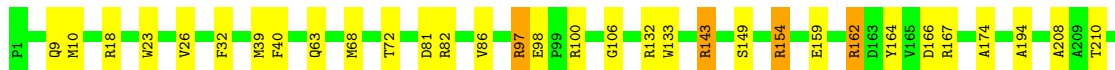
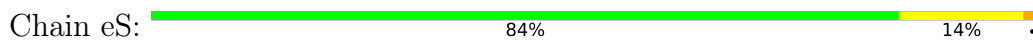
• Molecule 1: capsid protein



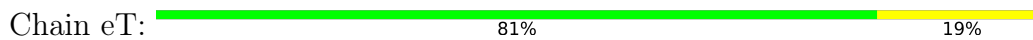
• Molecule 1: capsid protein



• Molecule 1: capsid protein

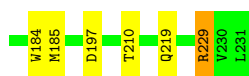
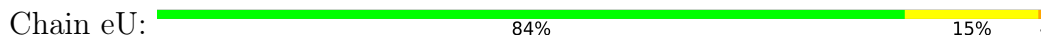


• Molecule 1: capsid protein

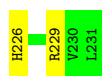
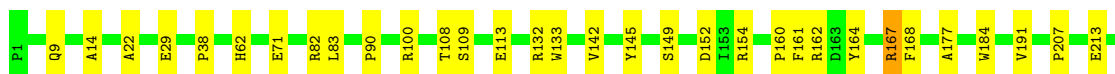
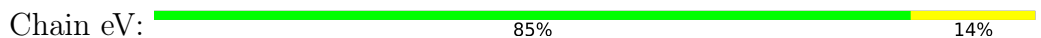




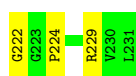
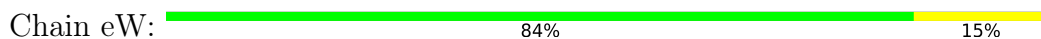
• Molecule 1: capsid protein



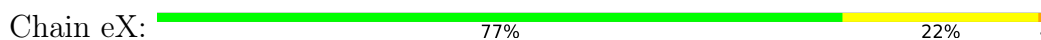
• Molecule 1: capsid protein



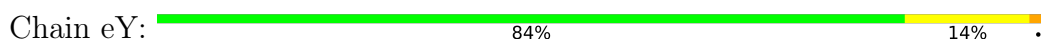
• Molecule 1: capsid protein

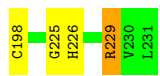


• Molecule 1: capsid protein

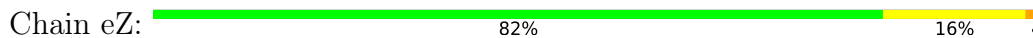


• Molecule 1: capsid protein

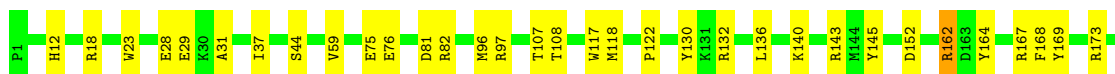
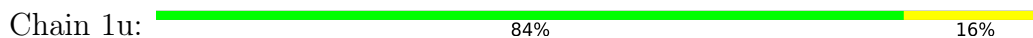




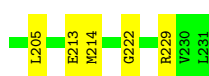
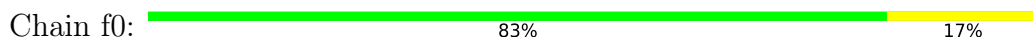
• Molecule 1: capsid protein



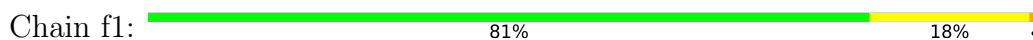
• Molecule 1: capsid protein



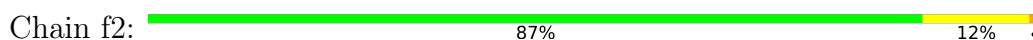
• Molecule 1: capsid protein



• Molecule 1: capsid protein

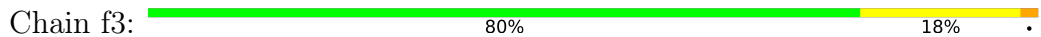


• Molecule 1: capsid protein

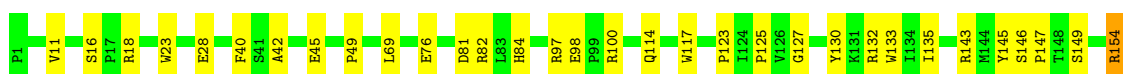




• Molecule 1: capsid protein



• Molecule 1: capsid protein



• Molecule 1: capsid protein



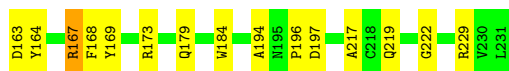
• Molecule 1: capsid protein



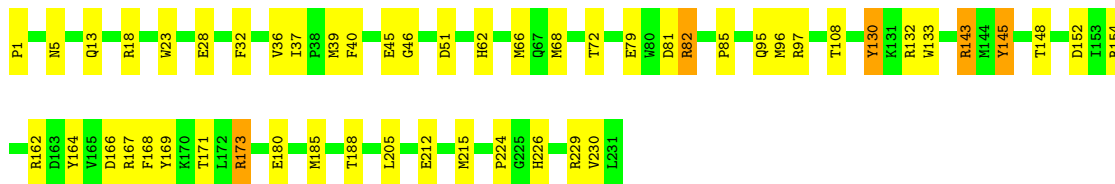
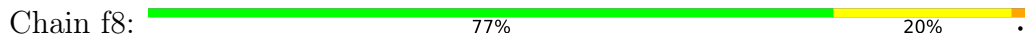
• Molecule 1: capsid protein



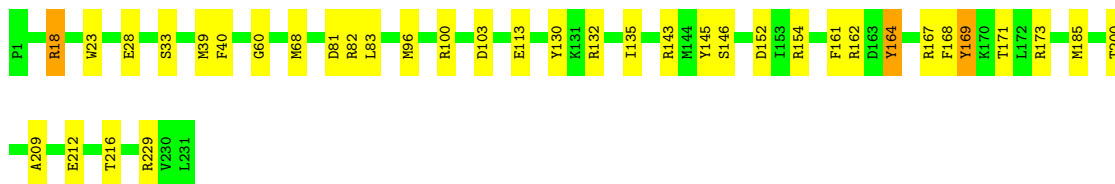
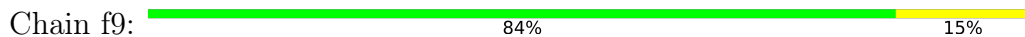




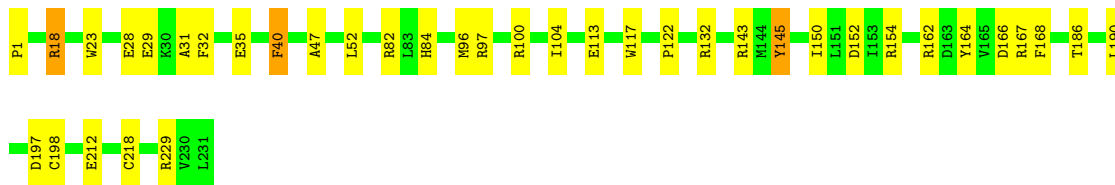
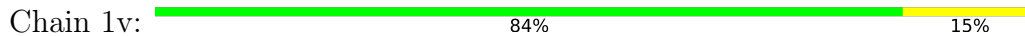
• Molecule 1: capsid protein



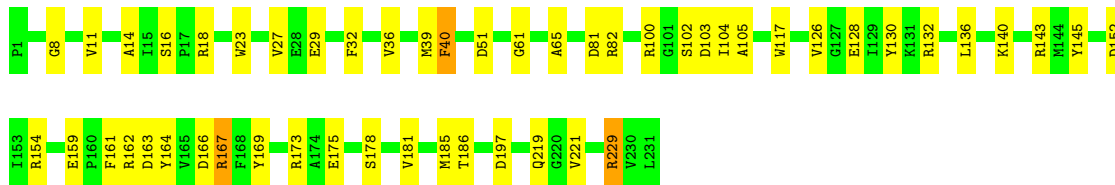
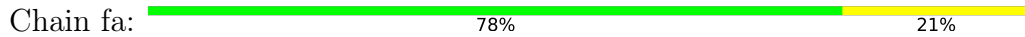
• Molecule 1: capsid protein



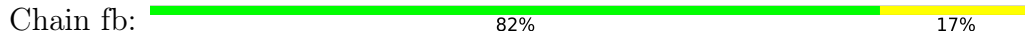
• Molecule 1: capsid protein



• Molecule 1: capsid protein

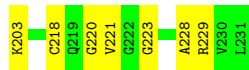
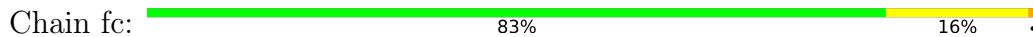


• Molecule 1: capsid protein

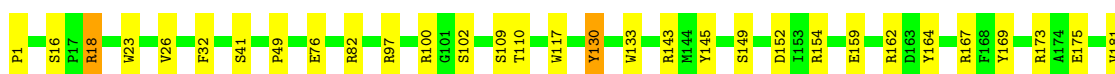
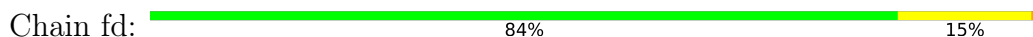




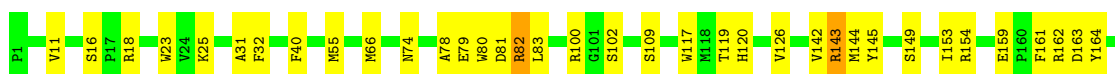
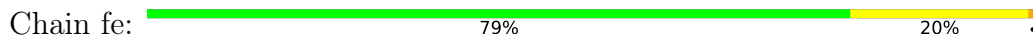
• Molecule 1: capsid protein



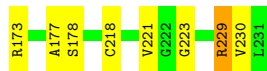
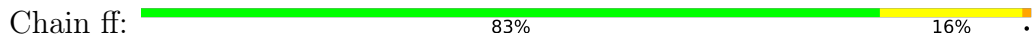
• Molecule 1: capsid protein



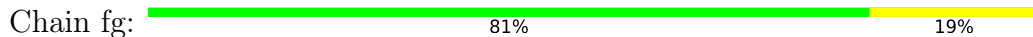
• Molecule 1: capsid protein

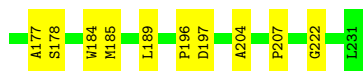


• Molecule 1: capsid protein

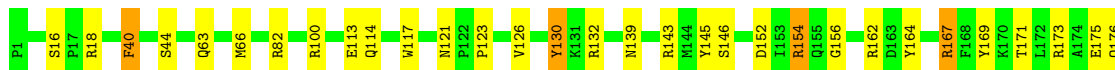
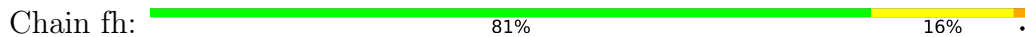


• Molecule 1: capsid protein

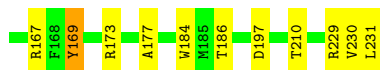
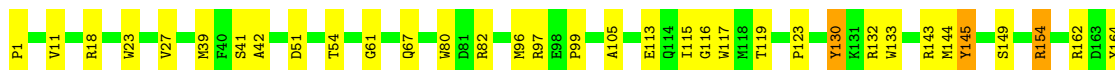
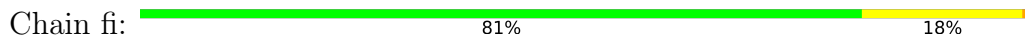




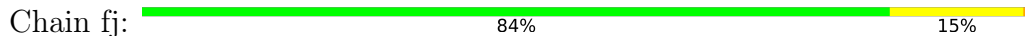
• Molecule 1: capsid protein



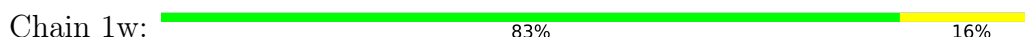
• Molecule 1: capsid protein



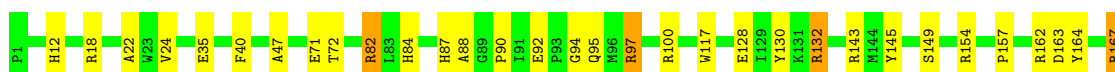
• Molecule 1: capsid protein



• Molecule 1: capsid protein

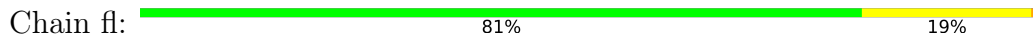


• Molecule 1: capsid protein

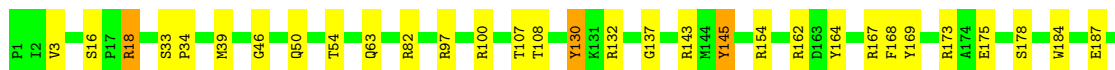
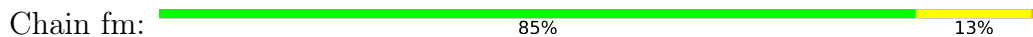




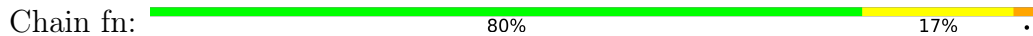
● Molecule 1: capsid protein




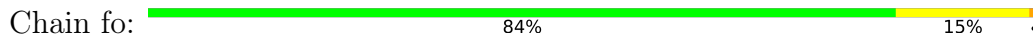
● Molecule 1: capsid protein



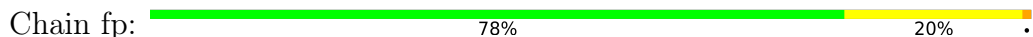
● Molecule 1: capsid protein



● Molecule 1: capsid protein

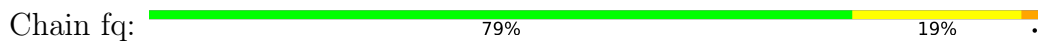


● Molecule 1: capsid protein

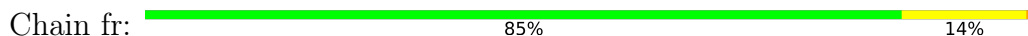




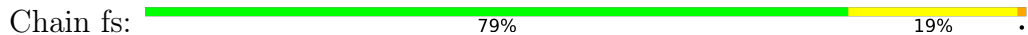
• Molecule 1: capsid protein



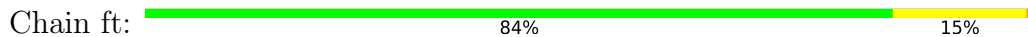
• Molecule 1: capsid protein



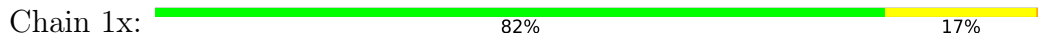
• Molecule 1: capsid protein

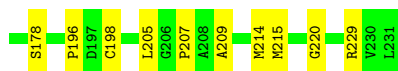


• Molecule 1: capsid protein

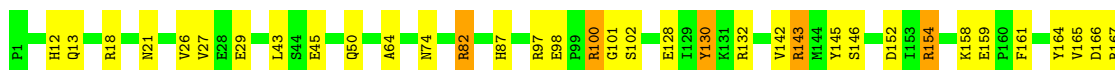
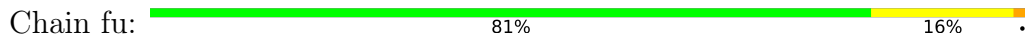


• Molecule 1: capsid protein

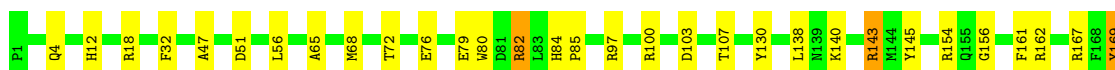
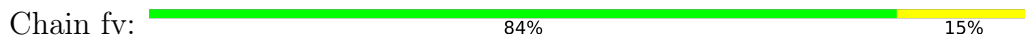




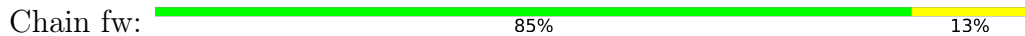
• Molecule 1: capsid protein



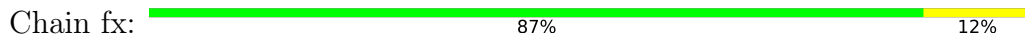
• Molecule 1: capsid protein



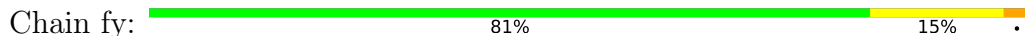
• Molecule 1: capsid protein



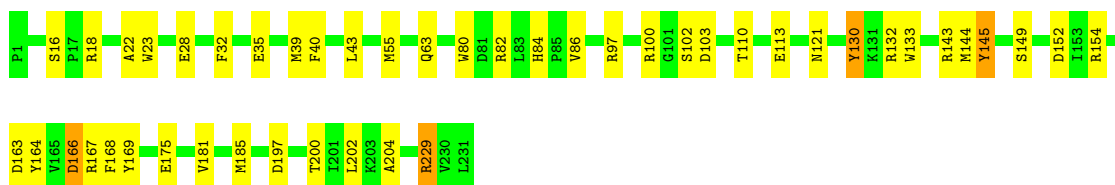
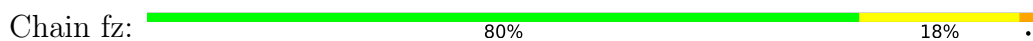
• Molecule 1: capsid protein



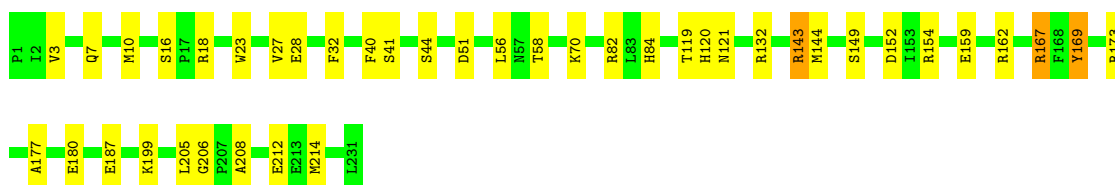
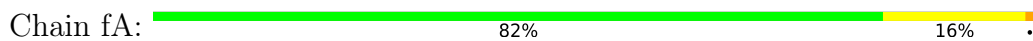
• Molecule 1: capsid protein



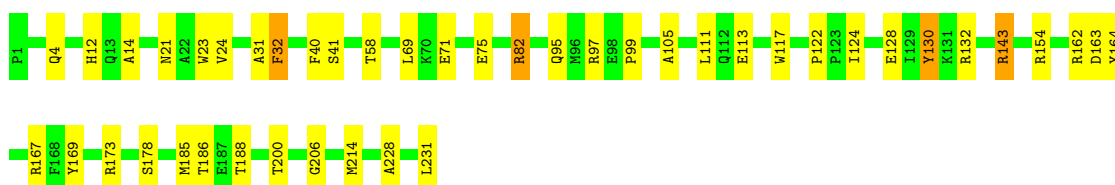
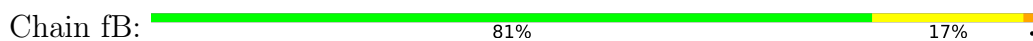
• Molecule 1: capsid protein



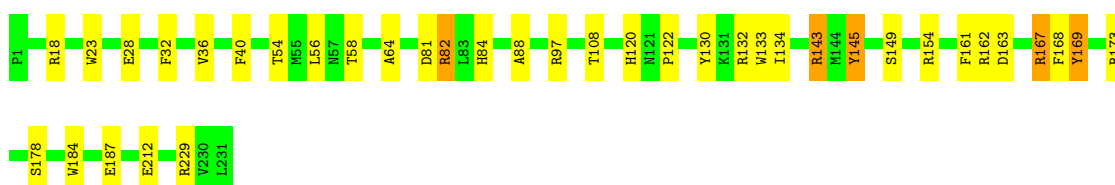
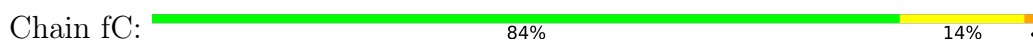
• Molecule 1: capsid protein



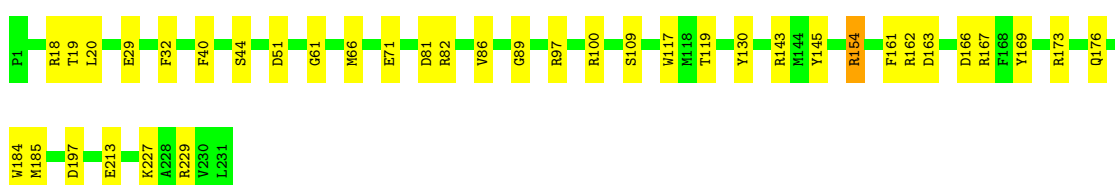
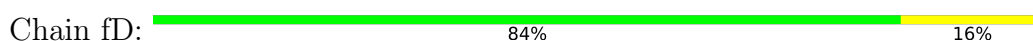
• Molecule 1: capsid protein



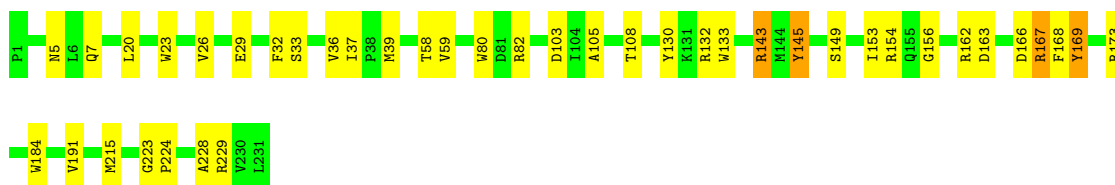
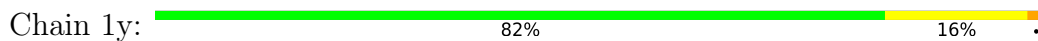
• Molecule 1: capsid protein



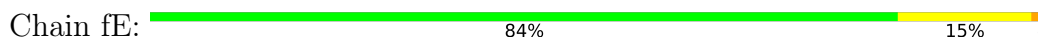
• Molecule 1: capsid protein



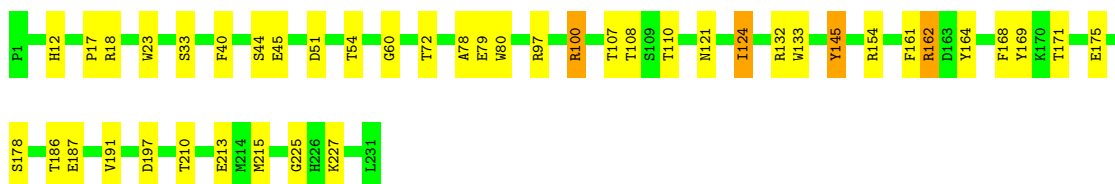
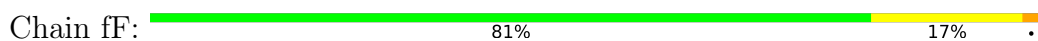
• Molecule 1: capsid protein



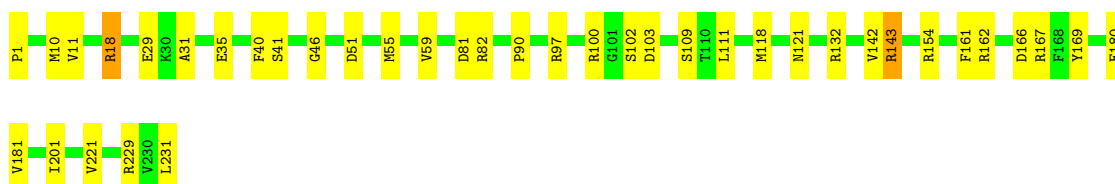
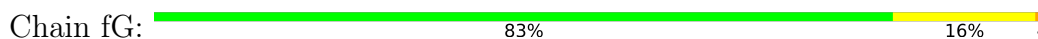
• Molecule 1: capsid protein



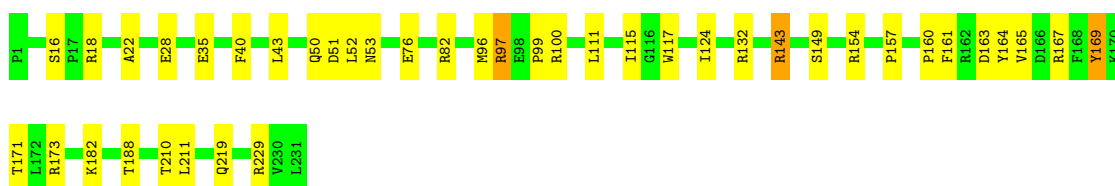
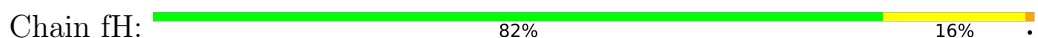
• Molecule 1: capsid protein



• Molecule 1: capsid protein

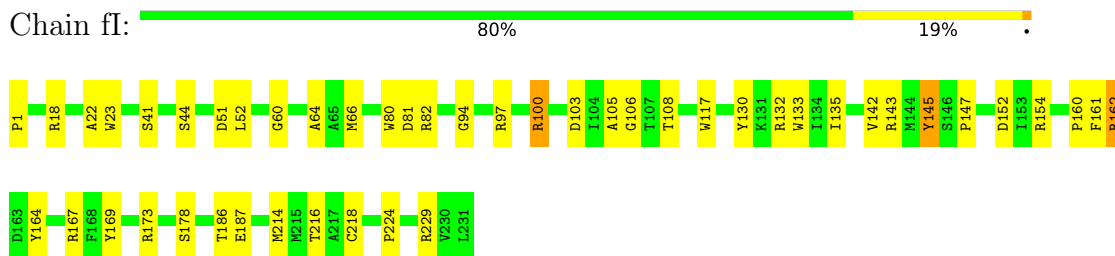


• Molecule 1: capsid protein

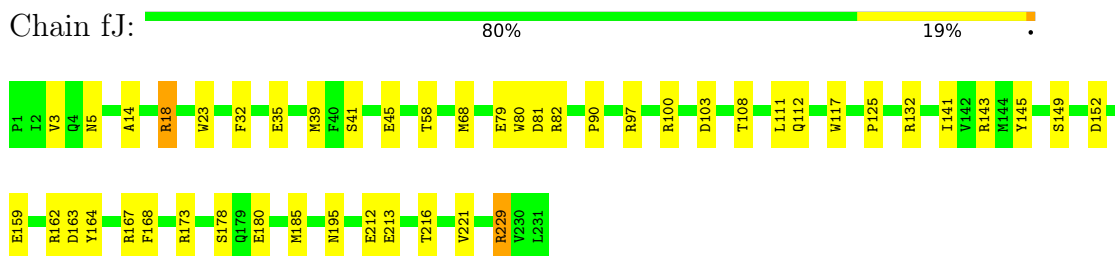




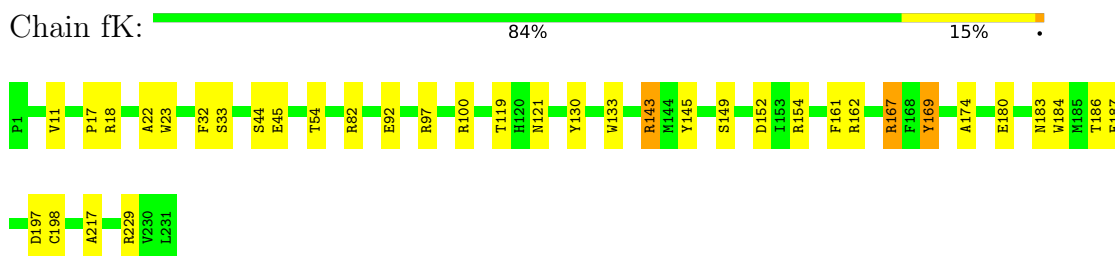
• Molecule 1: capsid protein



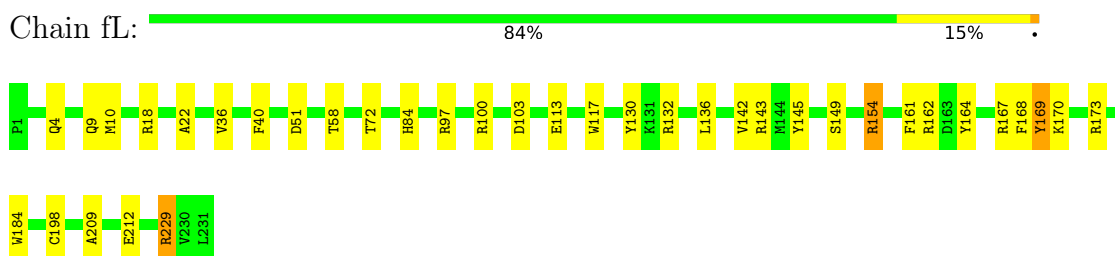
• Molecule 1: capsid protein



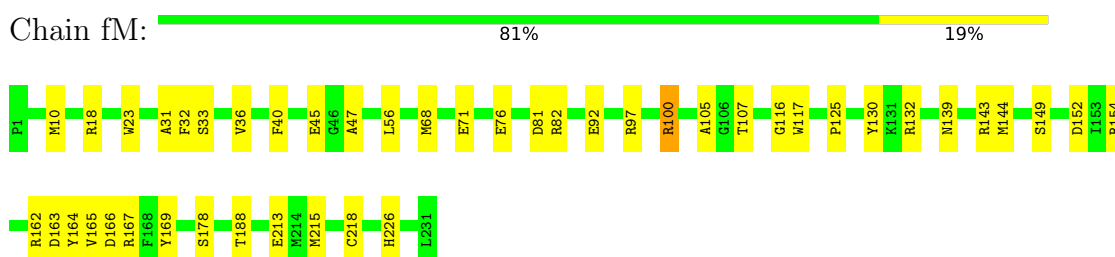
• Molecule 1: capsid protein



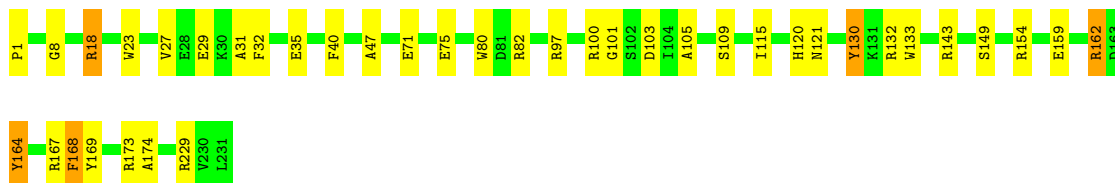
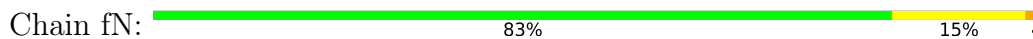
• Molecule 1: capsid protein



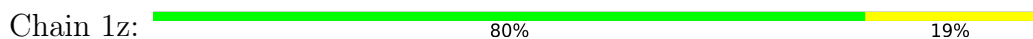
• Molecule 1: capsid protein



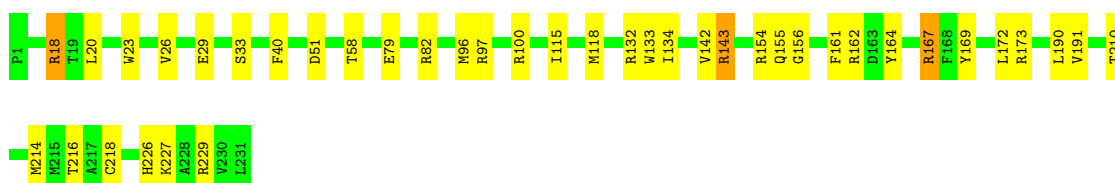
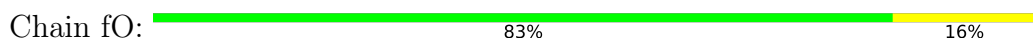
• Molecule 1: capsid protein



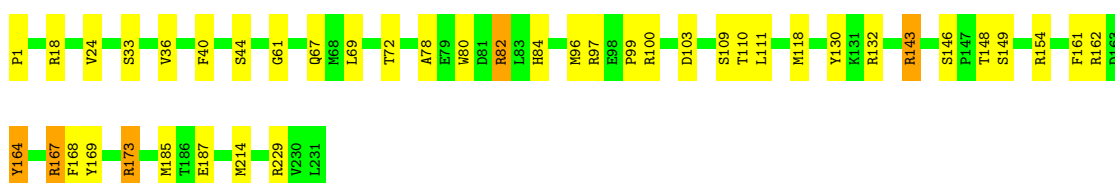
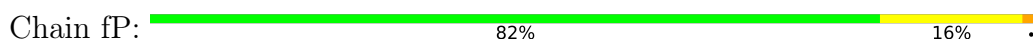
• Molecule 1: capsid protein



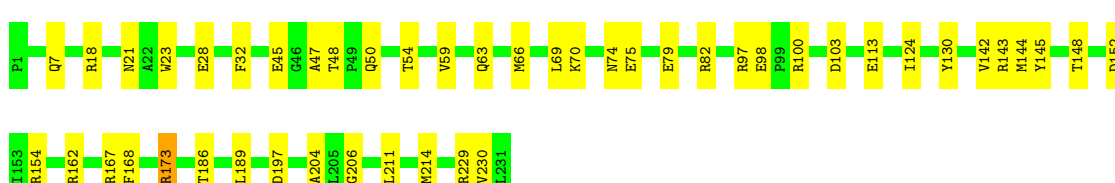
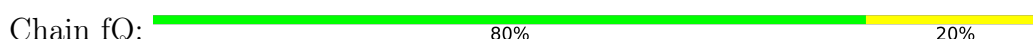
• Molecule 1: capsid protein



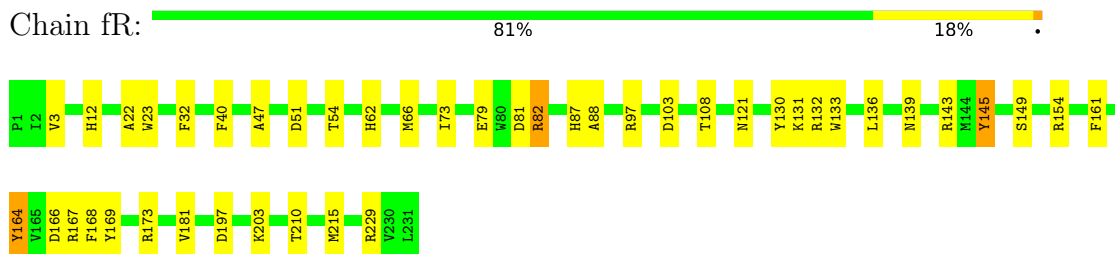
• Molecule 1: capsid protein



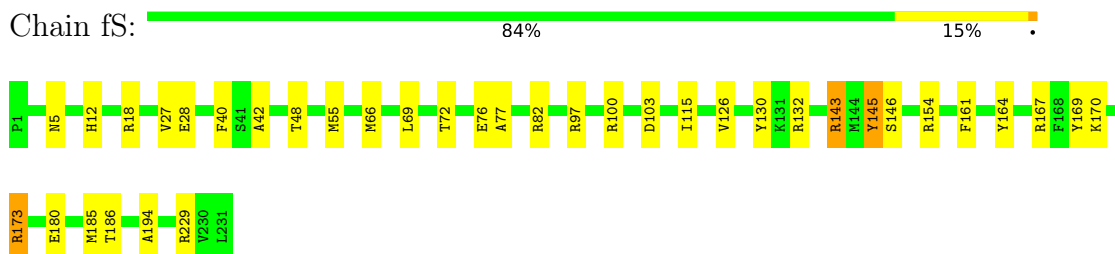
• Molecule 1: capsid protein



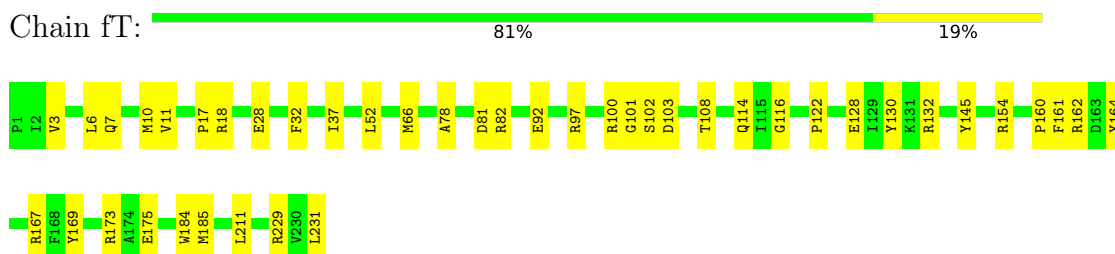
• Molecule 1: capsid protein



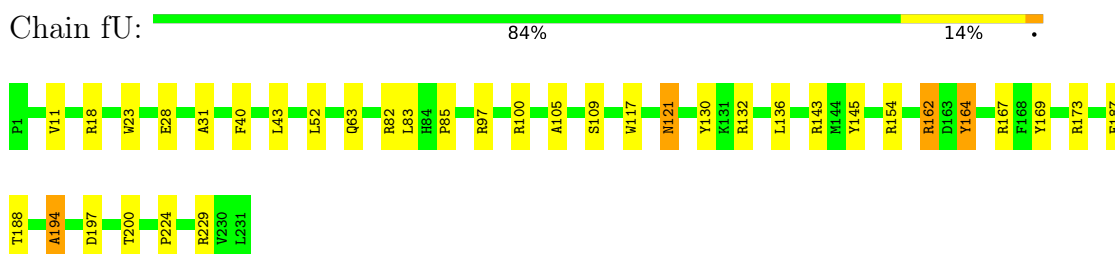
• Molecule 1: capsid protein



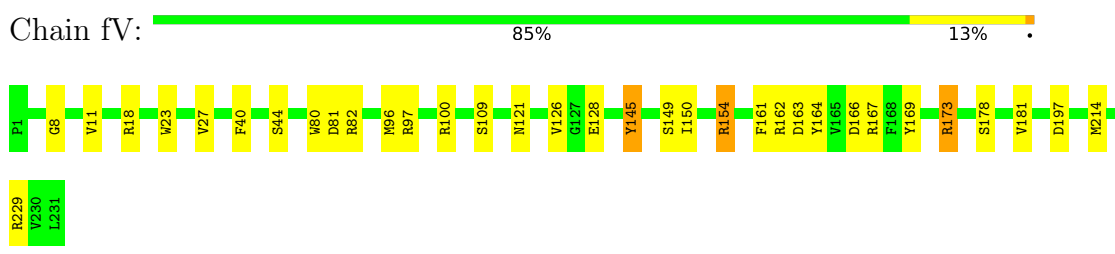
• Molecule 1: capsid protein



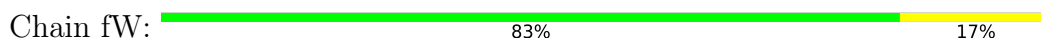
• Molecule 1: capsid protein



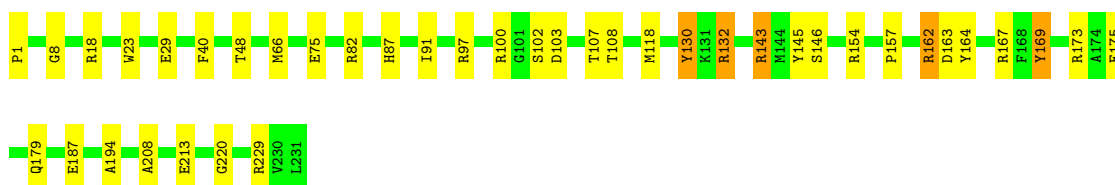
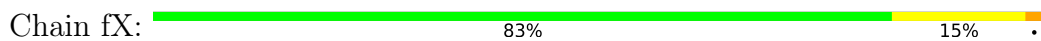
• Molecule 1: capsid protein



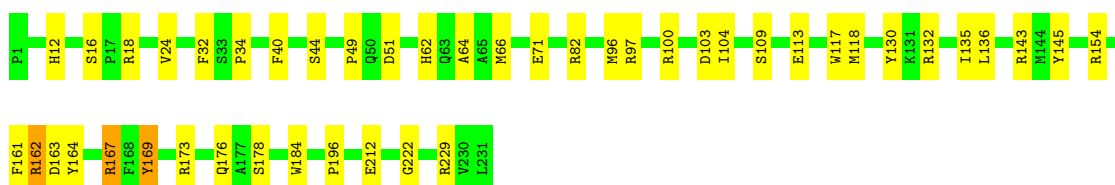
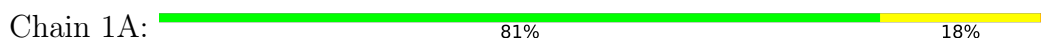
• Molecule 1: capsid protein



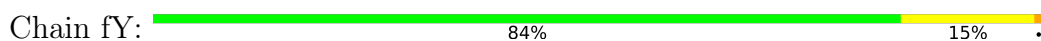
• Molecule 1: capsid protein



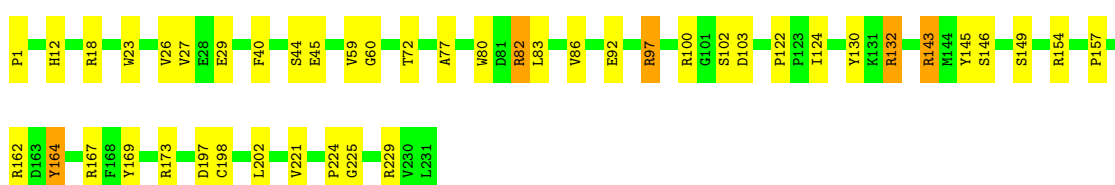
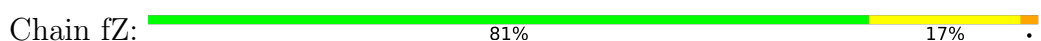
• Molecule 1: capsid protein



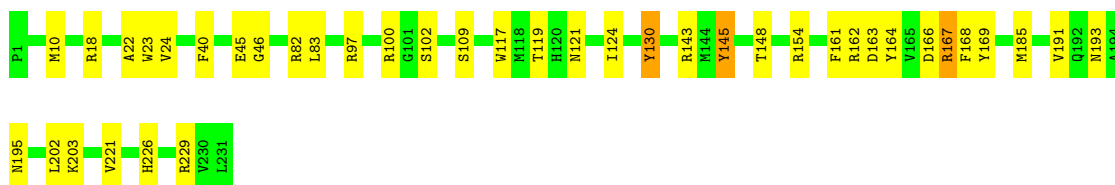
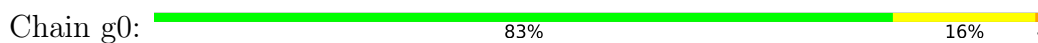
• Molecule 1: capsid protein



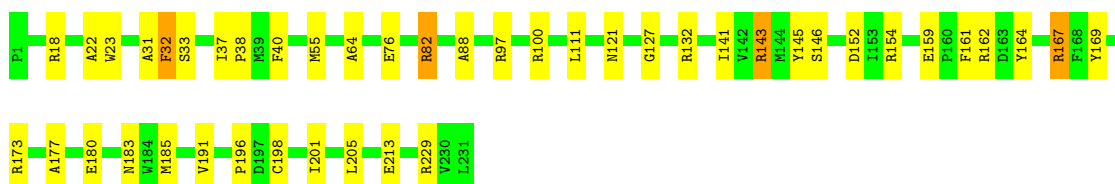
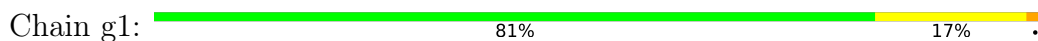
• Molecule 1: capsid protein



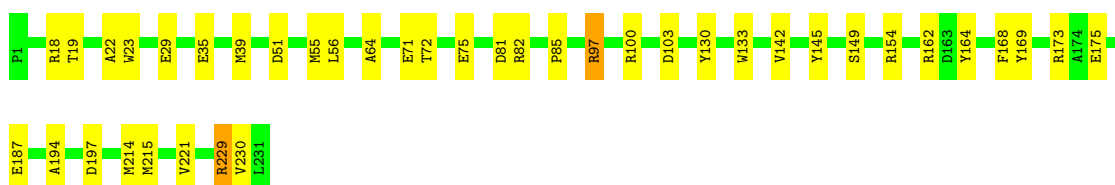
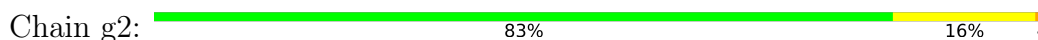
• Molecule 1: capsid protein



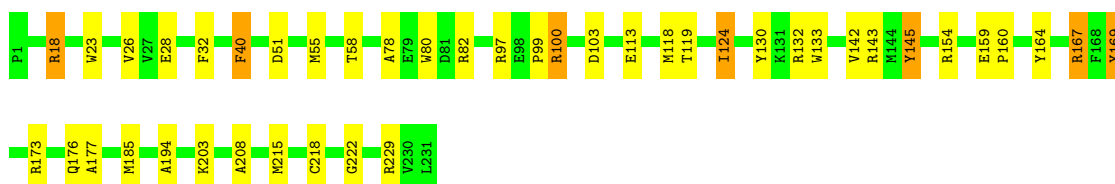
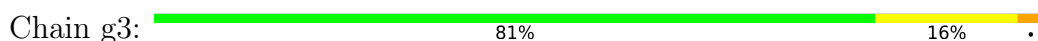
• Molecule 1: capsid protein



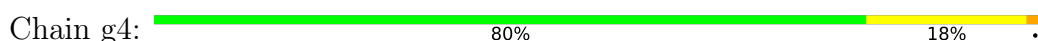
• Molecule 1: capsid protein



• Molecule 1: capsid protein

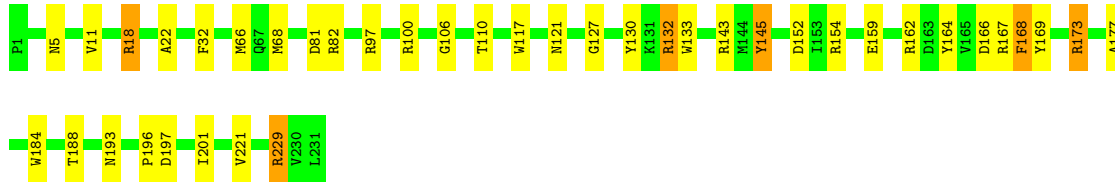
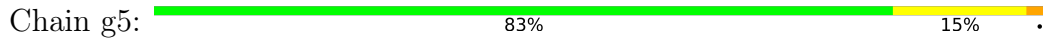


• Molecule 1: capsid protein

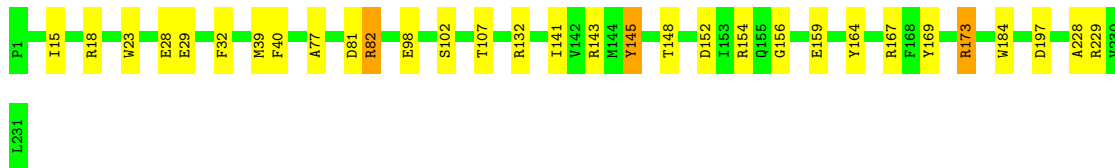
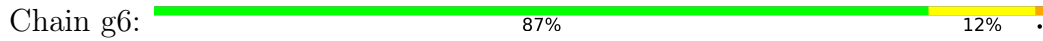




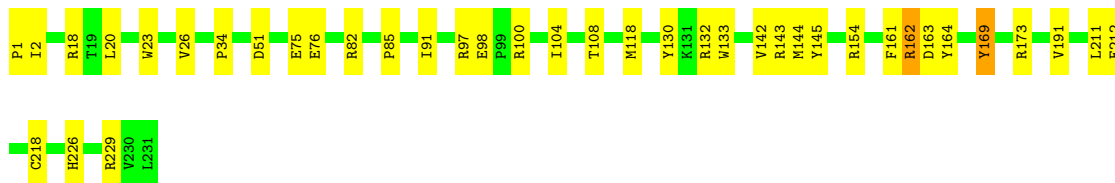
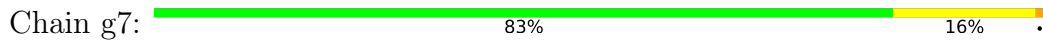
• Molecule 1: capsid protein



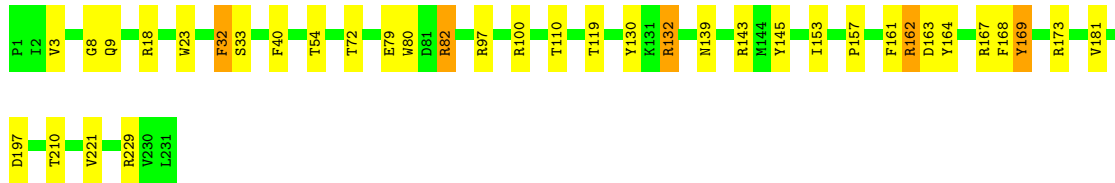
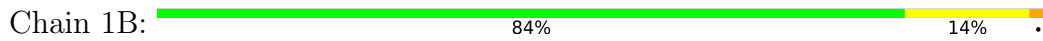
• Molecule 1: capsid protein



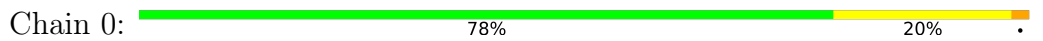
• Molecule 1: capsid protein



• Molecule 1: capsid protein

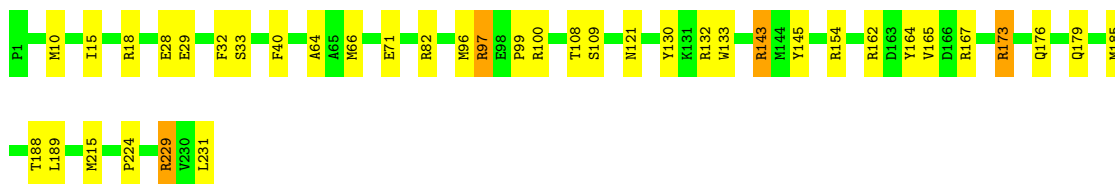
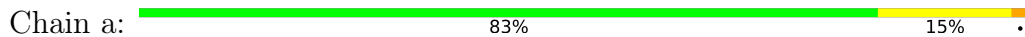


• Molecule 1: capsid protein

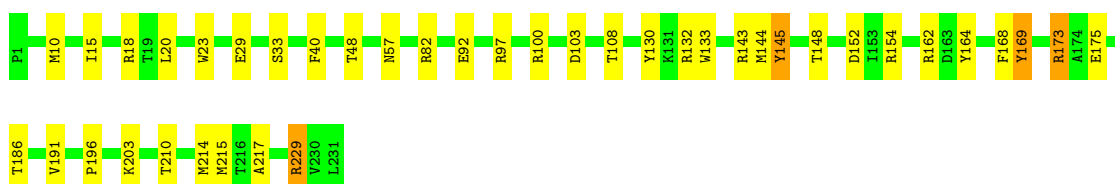
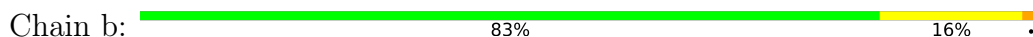




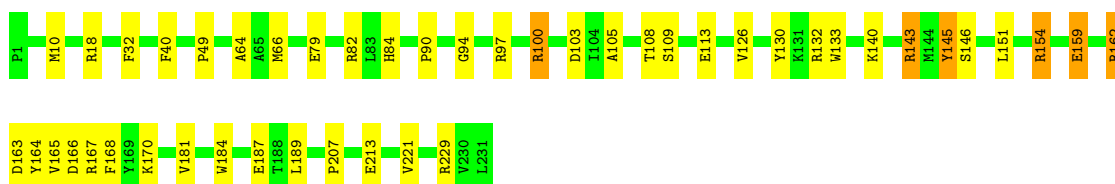
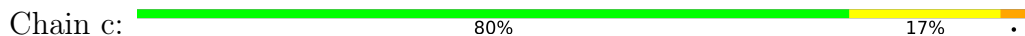
• Molecule 1: capsid protein



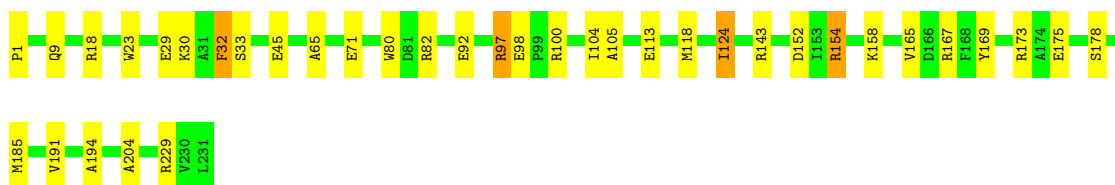
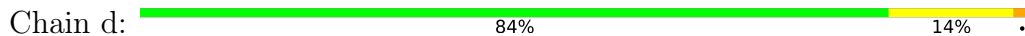
• Molecule 1: capsid protein



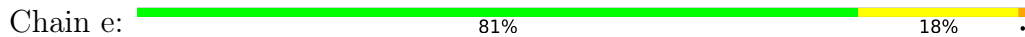
• Molecule 1: capsid protein



• Molecule 1: capsid protein

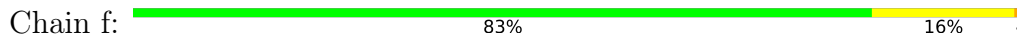


• Molecule 1: capsid protein

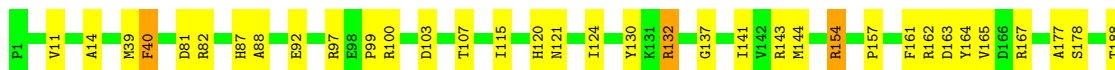
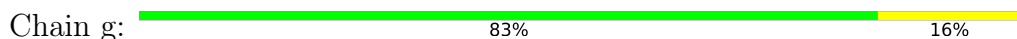




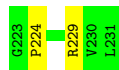
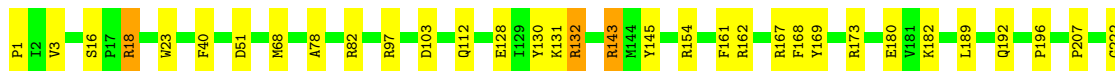
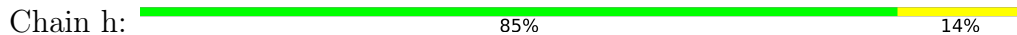
- Molecule 1: capsid protein



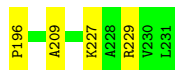
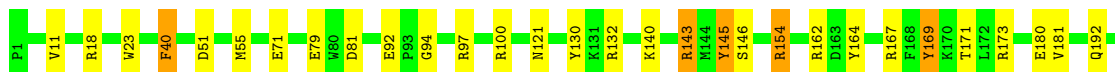
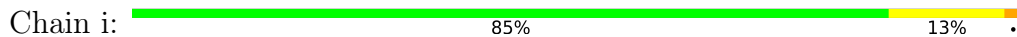
- Molecule 1: capsid protein



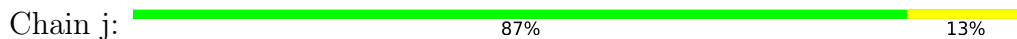
- Molecule 1: capsid protein



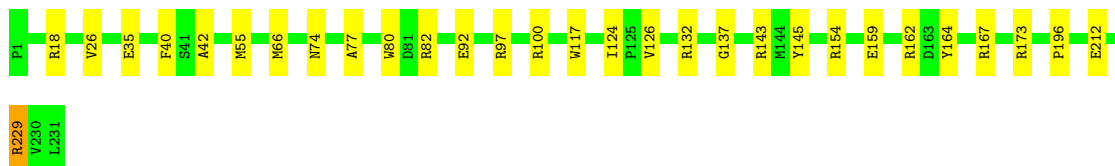
- Molecule 1: capsid protein



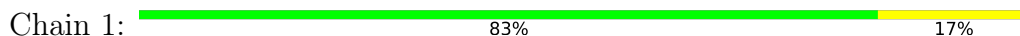
- Molecule 1: capsid protein



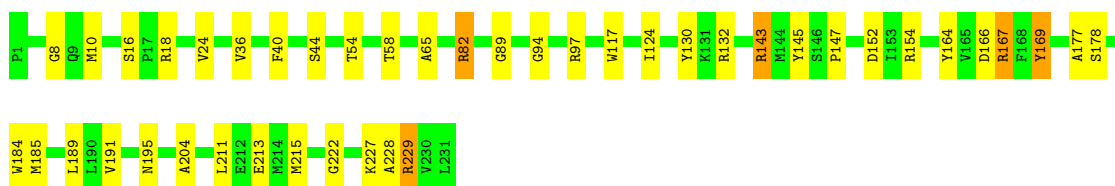
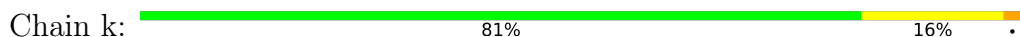




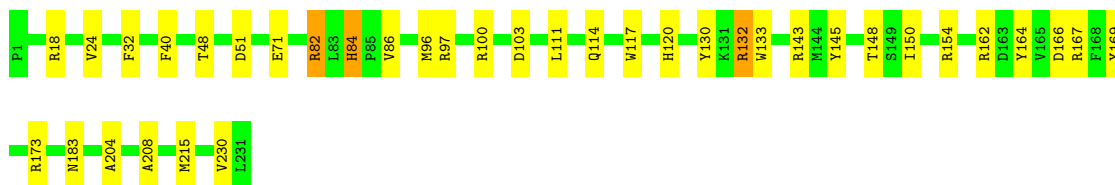
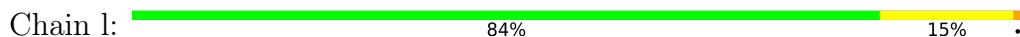
• Molecule 1: capsid protein



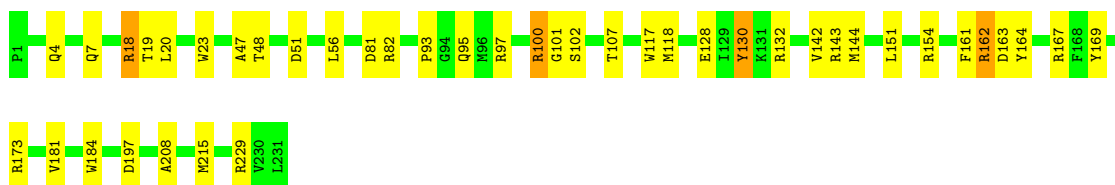
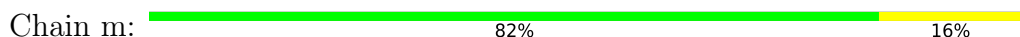
• Molecule 1: capsid protein



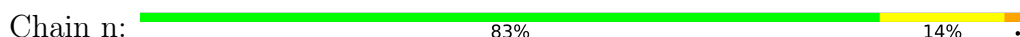
• Molecule 1: capsid protein

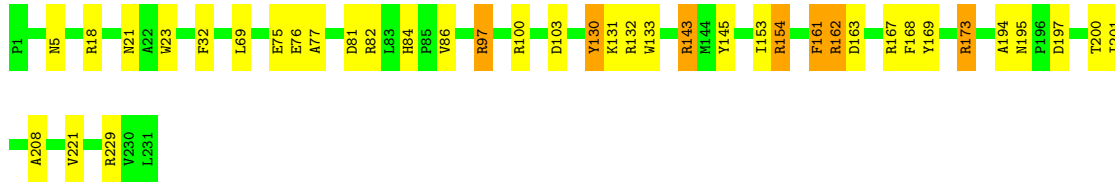


• Molecule 1: capsid protein

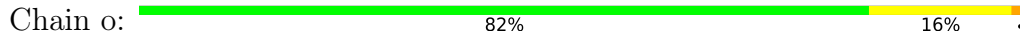


• Molecule 1: capsid protein

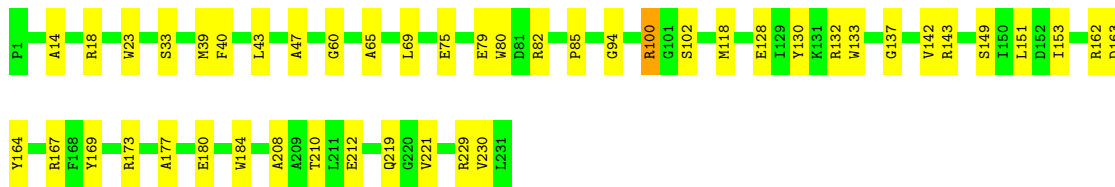
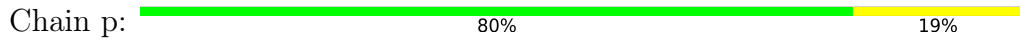




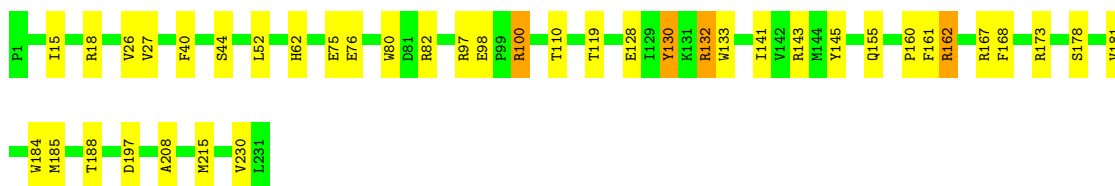
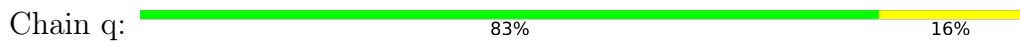
• Molecule 1: capsid protein



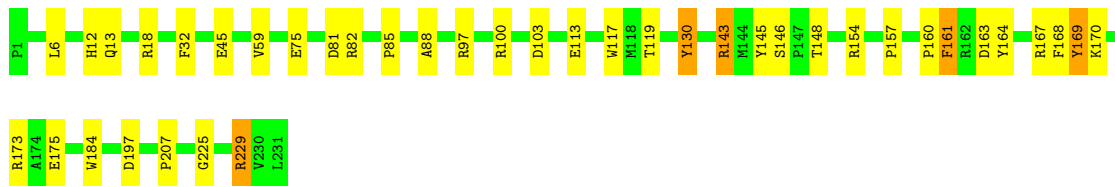
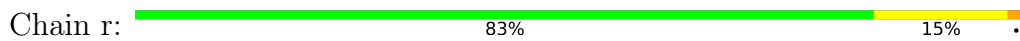
• Molecule 1: capsid protein




• Molecule 1: capsid protein

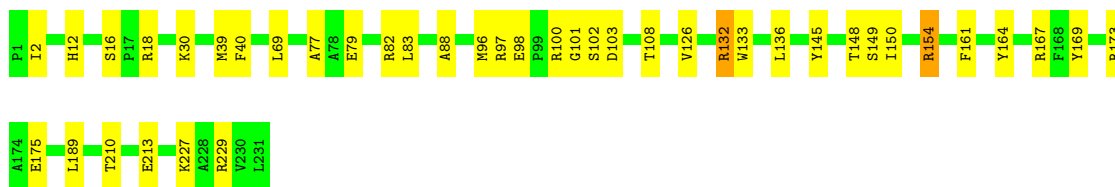


• Molecule 1: capsid protein




• Molecule 1: capsid protein

Chain s:  82% 17%




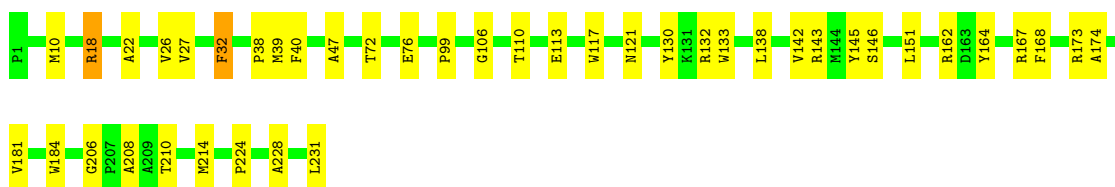
- Molecule 1: capsid protein

Chain t:  82% 17%




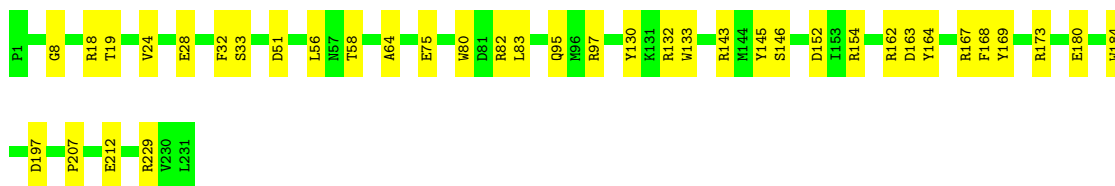
- Molecule 1: capsid protein

Chain 2:  82% 17%




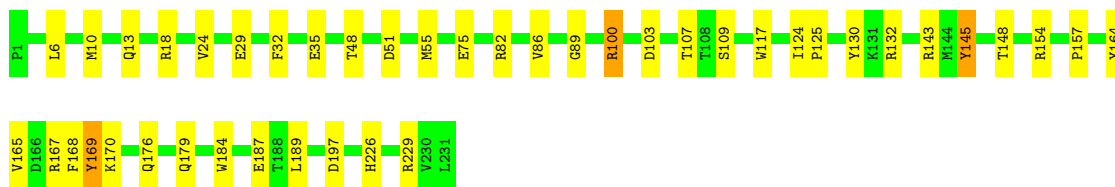
- Molecule 1: capsid protein

Chain u:  84% 16%

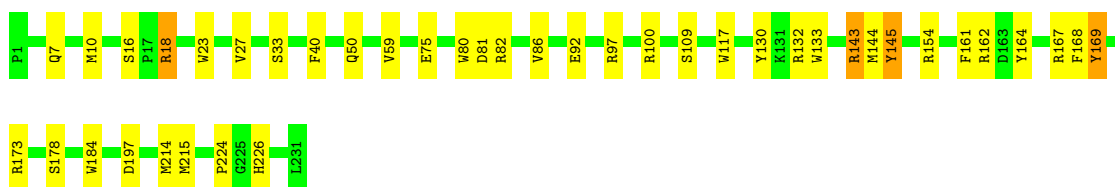
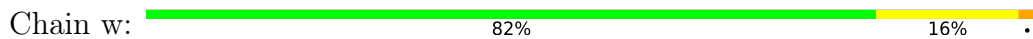


- Molecule 1: capsid protein

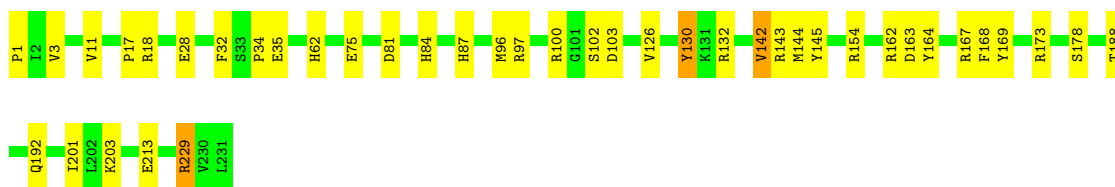
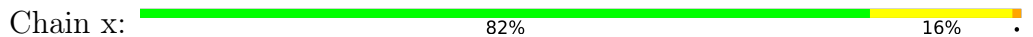
Chain v:  81% 17%



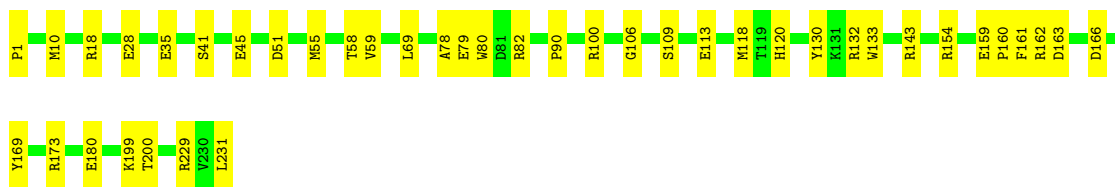
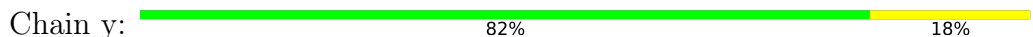
- Molecule 1: capsid protein



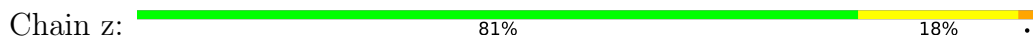
• Molecule 1: capsid protein



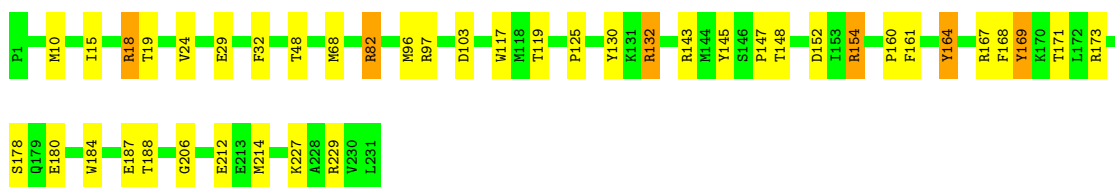
• Molecule 1: capsid protein



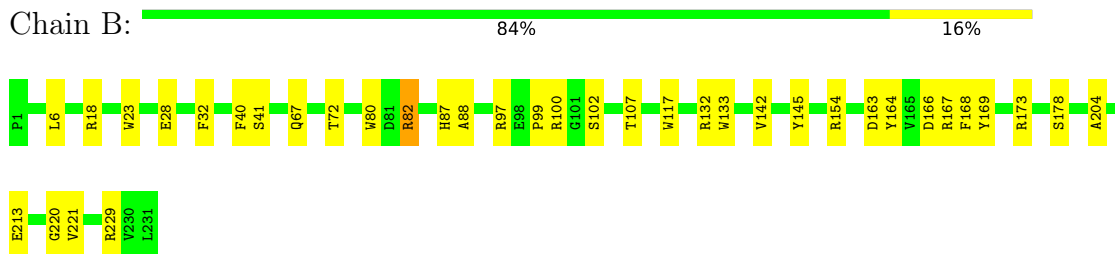
• Molecule 1: capsid protein



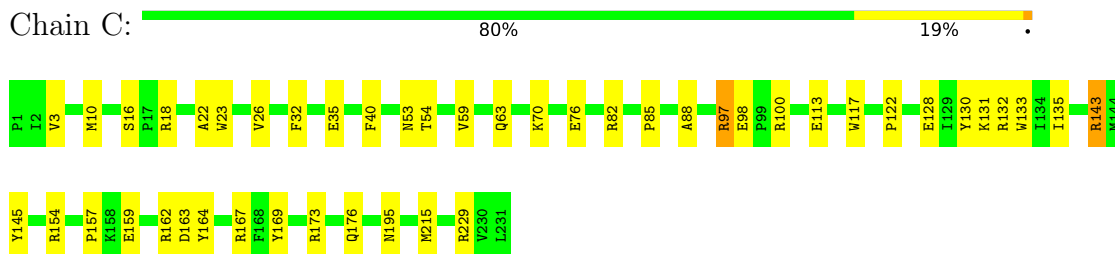
• Molecule 1: capsid protein



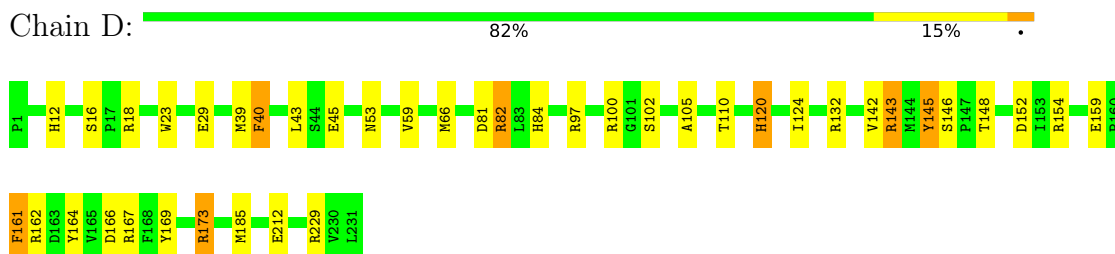
• Molecule 1: capsid protein



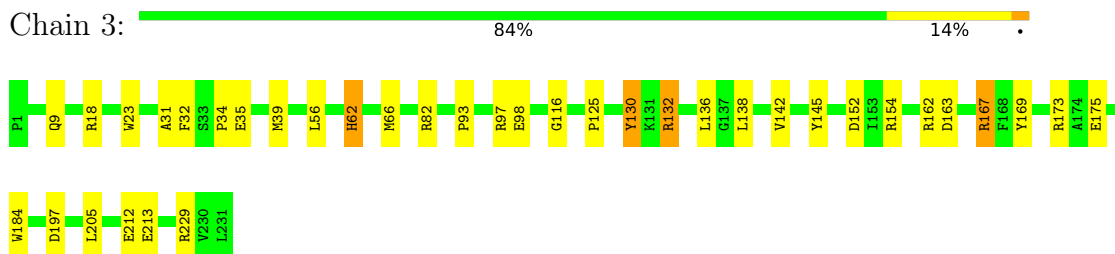
- Molecule 1: capsid protein



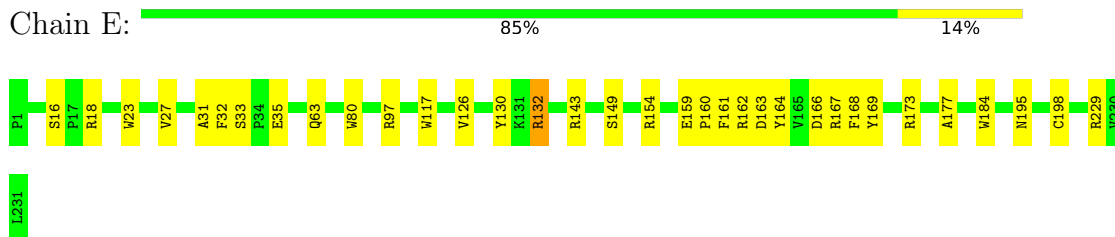
- Molecule 1: capsid protein




- Molecule 1: capsid protein

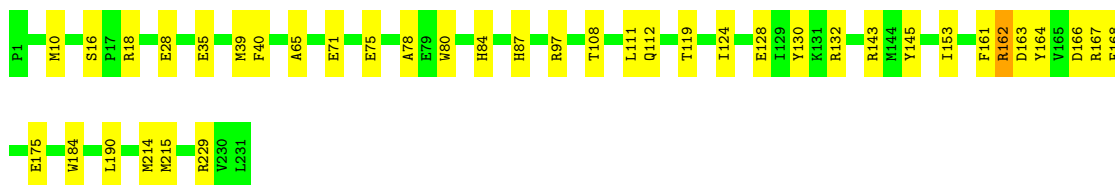


- Molecule 1: capsid protein




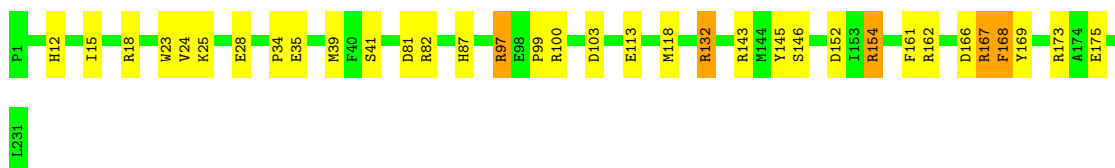
- Molecule 1: capsid protein

Chain F:  83% 16%




• Molecule 1: capsid protein

Chain G:  85% 13%




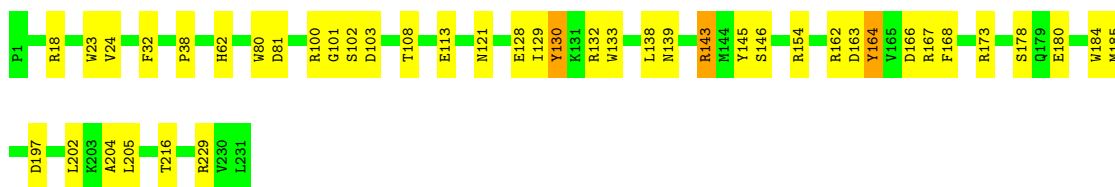
• Molecule 1: capsid protein

Chain H:  80% 19%




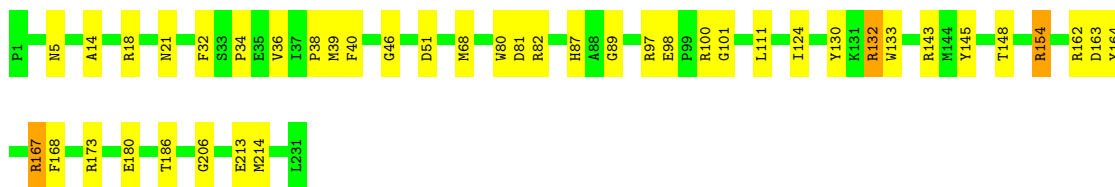
• Molecule 1: capsid protein

Chain I:  81% 17%




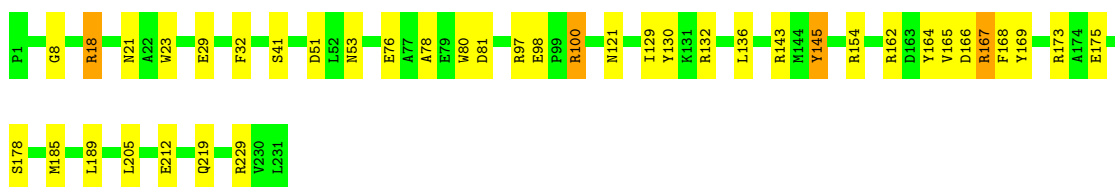
• Molecule 1: capsid protein

Chain J:  82% 17%




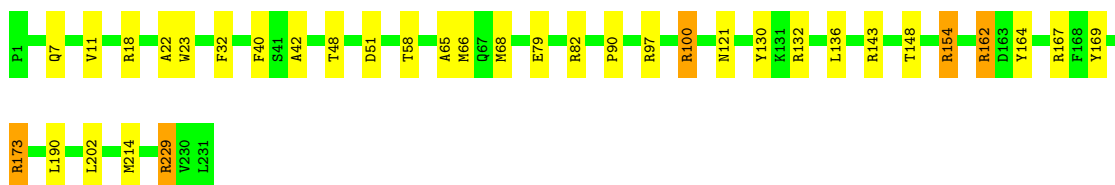
• Molecule 1: capsid protein

Chain K:  83% 16%




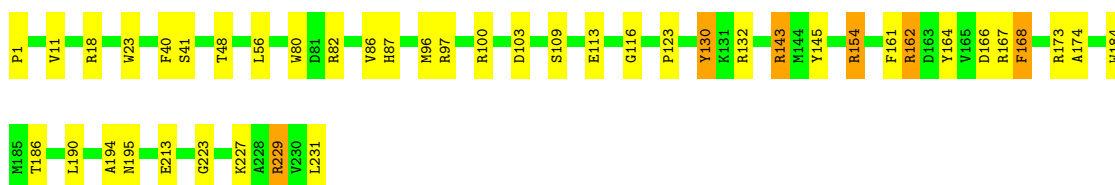
- Molecule 1: capsid protein

Chain L:  85% 13%




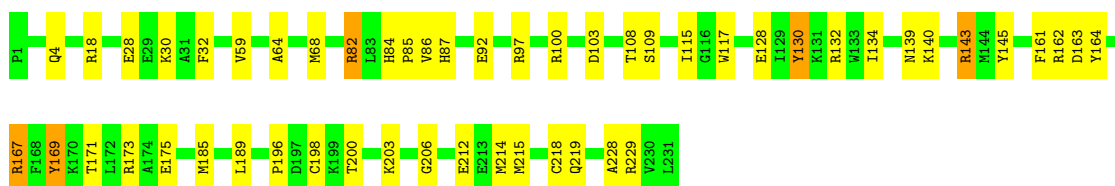
- Molecule 1: capsid protein

Chain M:  81% 16%




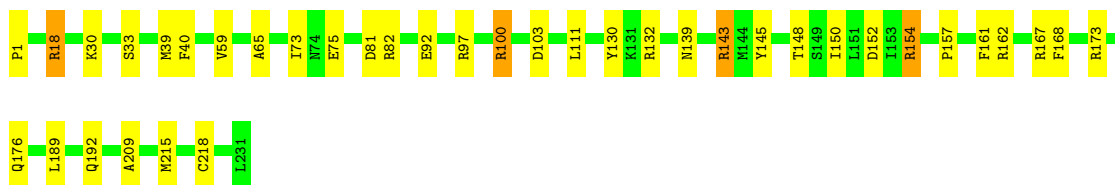
- Molecule 1: capsid protein

Chain N:  77% 20%

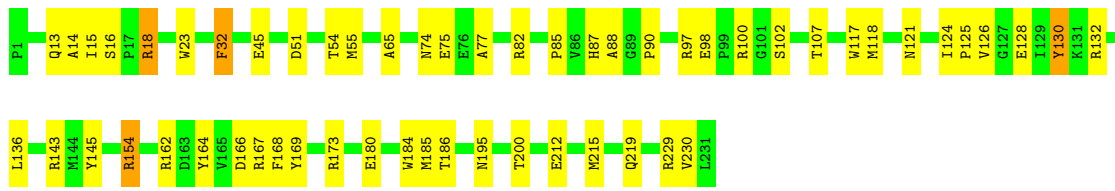
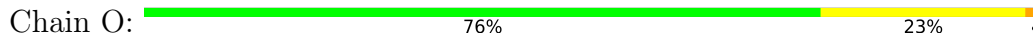


- Molecule 1: capsid protein

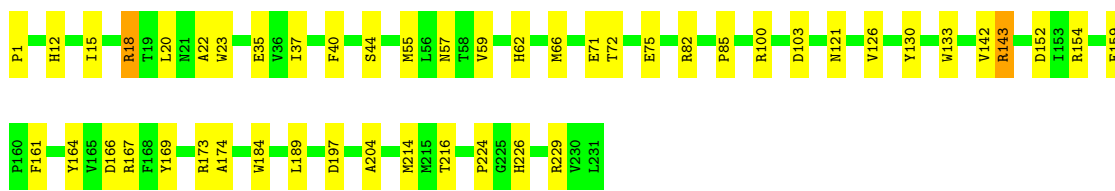
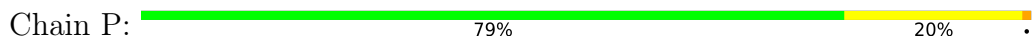
Chain 4:  84% 15%



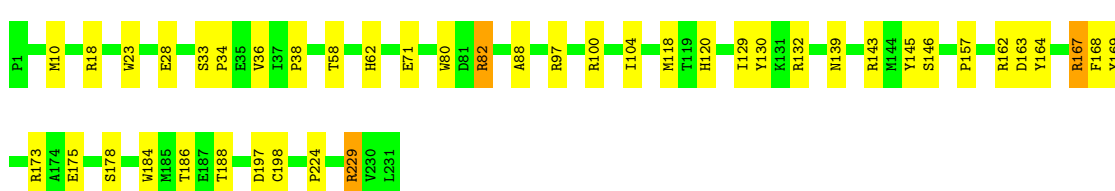
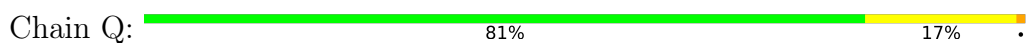
- Molecule 1: capsid protein



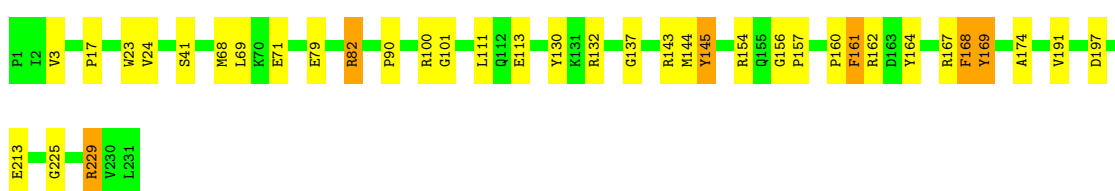
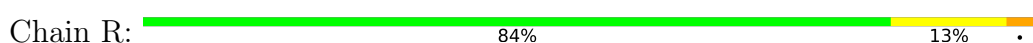
• Molecule 1: capsid protein



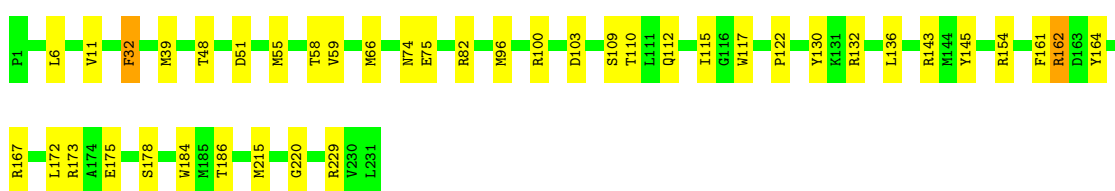
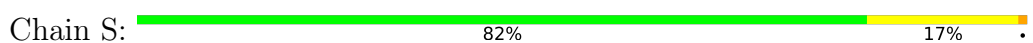
• Molecule 1: capsid protein



• Molecule 1: capsid protein

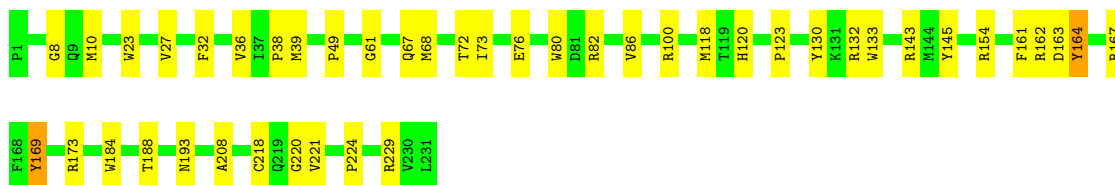


• Molecule 1: capsid protein

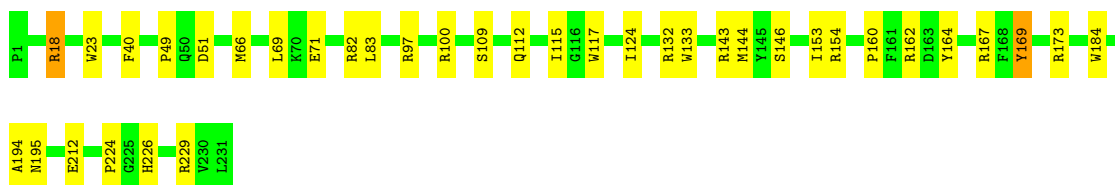


• Molecule 1: capsid protein

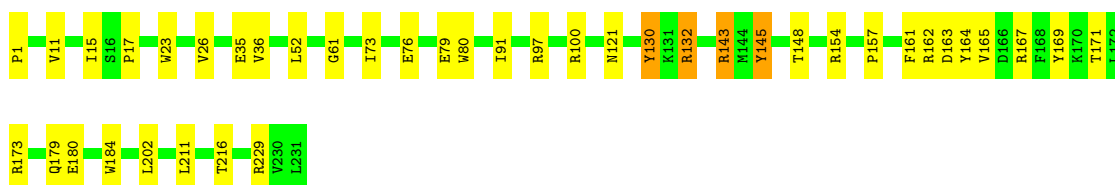




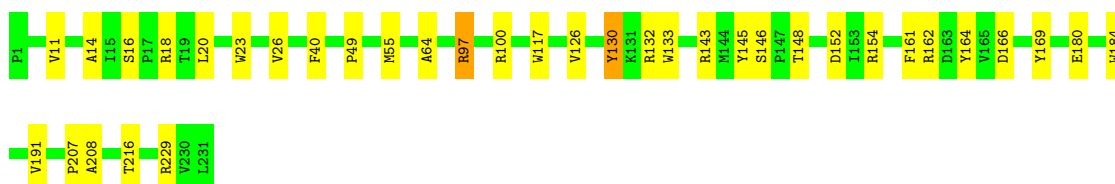
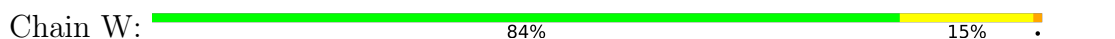
● Molecule 1: capsid protein



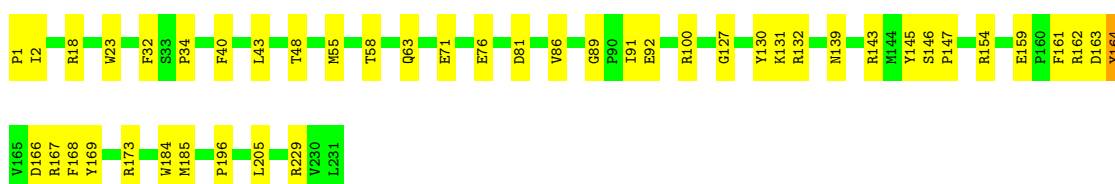
● Molecule 1: capsid protein




● Molecule 1: capsid protein

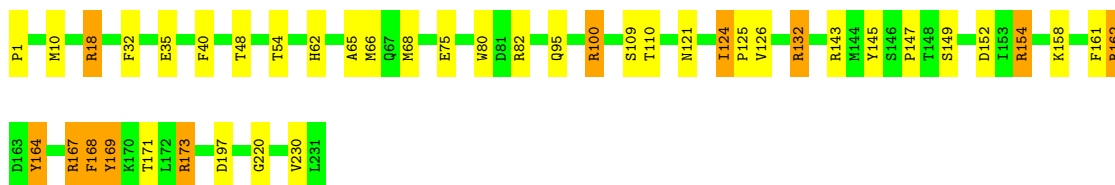


● Molecule 1: capsid protein




● Molecule 1: capsid protein

Chain 5:  82% 13% 5%




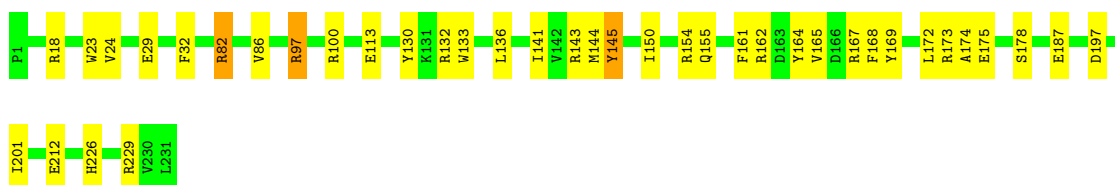
• Molecule 1: capsid protein

Chain 6:  84% 14%




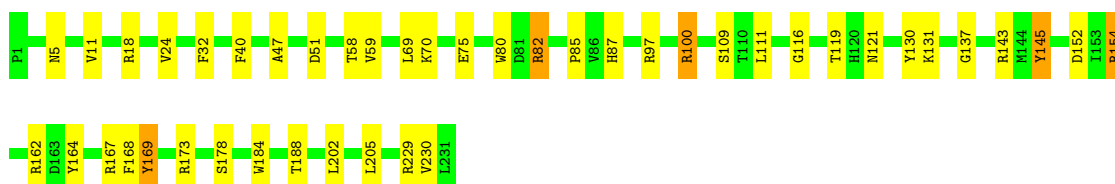
• Molecule 1: capsid protein

Chain 7:  83% 16%




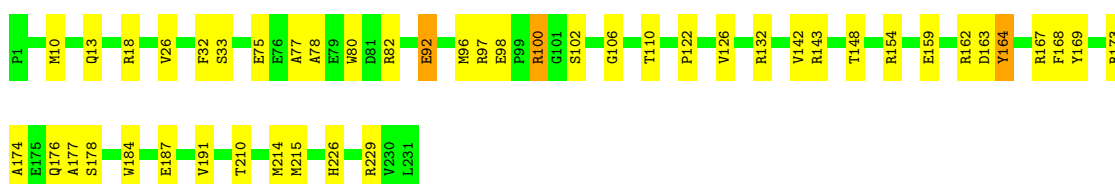
• Molecule 1: capsid protein

Chain 8:  81% 17%



• Molecule 1: capsid protein

Chain 9:  80% 19%



## 4 Experimental information

Property	Value	Source
EM reconstruction method	TOMOGRAPHY	Depositor
Imposed symmetry	POINT, C1	Depositor
Number of tilted images used	Not provided	
Resolution determination method	Not provided	
CTF correction method	Not provided	
Microscope	FEI POLARA 300	Depositor
Voltage (kV)	300	Depositor
Electron dose ( $e^-/\text{\AA}^2$ )	120	Depositor
Minimum defocus (nm)	8000	Depositor
Maximum defocus (nm)	8000	Depositor
Magnification	39000	Depositor
Image detector	GATAN ULTRASCAN 4000 (4k x 4k)	Depositor

## 5 Model quality i

### 5.1 Standard geometry i

The Z score for a bond length (or angle) is the number of standard deviations the observed value is removed from the expected value. A bond length (or angle) with  $|Z| > 5$  is considered an outlier worth inspection. RMSZ is the root-mean-square of all Z scores of the bond lengths (or angles).

Mol	Chain	Bond lengths		Bond angles	
		RMSZ	# Z  >5	RMSZ	# Z  >5
1	0	1.63	8/1841 (0.4%)	2.10	56/2500 (2.2%)
1	1	1.64	12/1841 (0.7%)	2.01	50/2500 (2.0%)
1	10	1.64	12/1841 (0.7%)	2.16	47/2500 (1.9%)
1	11	1.65	14/1841 (0.8%)	2.02	35/2500 (1.4%)
1	12	1.61	5/1841 (0.3%)	2.07	44/2500 (1.8%)
1	13	1.62	12/1841 (0.7%)	1.98	34/2500 (1.4%)
1	14	1.64	9/1841 (0.5%)	2.02	43/2500 (1.7%)
1	15	1.65	14/1841 (0.8%)	2.00	44/2500 (1.8%)
1	16	1.63	12/1841 (0.7%)	1.97	46/2500 (1.8%)
1	17	1.57	9/1841 (0.5%)	1.96	35/2500 (1.4%)
1	18	1.63	15/1841 (0.8%)	2.00	46/2500 (1.8%)
1	19	1.60	13/1841 (0.7%)	2.03	50/2500 (2.0%)
1	1A	1.59	5/1841 (0.3%)	2.01	51/2500 (2.0%)
1	1B	1.67	14/1841 (0.8%)	1.89	34/2500 (1.4%)
1	1C	1.59	11/1841 (0.6%)	1.99	43/2500 (1.7%)
1	1D	1.65	12/1841 (0.7%)	2.01	48/2500 (1.9%)
1	1E	1.57	5/1841 (0.3%)	1.92	36/2500 (1.4%)
1	1F	1.66	12/1841 (0.7%)	2.03	47/2500 (1.9%)
1	1G	1.68	12/1841 (0.7%)	2.00	50/2500 (2.0%)
1	1H	1.64	17/1841 (0.9%)	2.11	51/2500 (2.0%)
1	1I	1.66	17/1841 (0.9%)	2.08	41/2500 (1.6%)
1	1J	1.68	18/1841 (1.0%)	1.93	38/2500 (1.5%)
1	1K	1.64	15/1841 (0.8%)	1.94	40/2500 (1.6%)
1	1L	1.64	9/1841 (0.5%)	2.01	40/2500 (1.6%)
1	1M	1.62	8/1841 (0.4%)	2.01	52/2500 (2.1%)
1	1N	1.62	8/1841 (0.4%)	1.98	41/2500 (1.6%)
1	1O	1.64	11/1841 (0.6%)	1.98	47/2500 (1.9%)
1	1P	1.62	13/1841 (0.7%)	1.98	41/2500 (1.6%)
1	1Q	1.64	10/1841 (0.5%)	2.04	38/2500 (1.5%)
1	1R	1.64	14/1841 (0.8%)	2.12	49/2500 (2.0%)
1	1S	1.70	14/1841 (0.8%)	2.08	42/2500 (1.7%)
1	1T	1.60	7/1841 (0.4%)	1.98	39/2500 (1.6%)
1	1U	1.61	8/1841 (0.4%)	2.03	41/2500 (1.6%)
1	1V	1.66	17/1841 (0.9%)	2.10	43/2500 (1.7%)

Mol	Chain	Bond lengths		Bond angles	
		RMSZ	# Z  >5	RMSZ	# Z  >5
1	1W	1.63	8/1841 (0.4%)	1.94	41/2500 (1.6%)
1	1X	1.64	15/1841 (0.8%)	2.04	44/2500 (1.8%)
1	1Y	1.64	11/1841 (0.6%)	2.02	49/2500 (2.0%)
1	1Z	1.63	10/1841 (0.5%)	2.02	41/2500 (1.6%)
1	1a	1.62	9/1841 (0.5%)	1.98	41/2500 (1.6%)
1	1b	1.60	7/1841 (0.4%)	1.97	42/2500 (1.7%)
1	1c	1.67	18/1841 (1.0%)	2.04	43/2500 (1.7%)
1	1d	1.68	20/1841 (1.1%)	2.00	55/2500 (2.2%)
1	1e	1.60	10/1841 (0.5%)	2.08	44/2500 (1.8%)
1	1f	1.60	10/1841 (0.5%)	1.98	50/2500 (2.0%)
1	1g	1.64	10/1841 (0.5%)	2.04	48/2500 (1.9%)
1	1h	1.62	9/1841 (0.5%)	2.01	51/2500 (2.0%)
1	1i	1.68	15/1841 (0.8%)	2.02	43/2500 (1.7%)
1	1j	1.64	12/1841 (0.7%)	1.98	46/2500 (1.8%)
1	1k	1.69	14/1841 (0.8%)	2.09	40/2500 (1.6%)
1	1l	1.65	9/1841 (0.5%)	2.04	45/2500 (1.8%)
1	1m	1.67	9/1841 (0.5%)	2.02	52/2500 (2.1%)
1	1n	1.68	13/1841 (0.7%)	2.06	48/2500 (1.9%)
1	1o	1.65	10/1841 (0.5%)	1.94	51/2500 (2.0%)
1	1p	1.63	6/1841 (0.3%)	1.98	39/2500 (1.6%)
1	1q	1.56	3/1841 (0.2%)	1.94	40/2500 (1.6%)
1	1r	1.62	21/1841 (1.1%)	1.91	41/2500 (1.6%)
1	1s	1.62	12/1841 (0.7%)	1.99	33/2500 (1.3%)
1	1t	1.66	10/1841 (0.5%)	1.91	29/2500 (1.2%)
1	1u	1.63	9/1841 (0.5%)	2.02	40/2500 (1.6%)
1	1v	1.59	9/1841 (0.5%)	1.91	36/2500 (1.4%)
1	1w	1.66	11/1841 (0.6%)	2.08	39/2500 (1.6%)
1	1x	1.66	13/1841 (0.7%)	2.02	41/2500 (1.6%)
1	1y	1.62	8/1841 (0.4%)	1.99	44/2500 (1.8%)
1	1z	1.59	9/1841 (0.5%)	2.11	58/2500 (2.3%)
1	2	1.62	13/1841 (0.7%)	1.97	41/2500 (1.6%)
1	20	1.63	12/1841 (0.7%)	1.97	35/2500 (1.4%)
1	21	1.65	11/1841 (0.6%)	1.98	39/2500 (1.6%)
1	22	1.66	14/1841 (0.8%)	2.08	63/2500 (2.5%)
1	23	1.69	19/1841 (1.0%)	2.04	44/2500 (1.8%)
1	24	1.64	11/1841 (0.6%)	2.02	45/2500 (1.8%)
1	25	1.65	9/1841 (0.5%)	2.10	49/2500 (2.0%)
1	26	1.62	12/1841 (0.7%)	1.91	43/2500 (1.7%)
1	27	1.64	8/1841 (0.4%)	1.97	36/2500 (1.4%)
1	28	1.61	10/1841 (0.5%)	1.97	46/2500 (1.8%)
1	29	1.71	8/1841 (0.4%)	2.01	43/2500 (1.7%)
1	2A	1.68	15/1841 (0.8%)	2.01	42/2500 (1.7%)
1	2B	1.63	12/1841 (0.7%)	1.97	36/2500 (1.4%)

Mol	Chain	Bond lengths		Bond angles	
		RMSZ	# Z  >5	RMSZ	# Z  >5
1	2C	1.63	13/1841 (0.7%)	2.01	46/2500 (1.8%)
1	2D	1.64	12/1841 (0.7%)	2.00	39/2500 (1.6%)
1	2E	1.66	11/1841 (0.6%)	2.07	47/2500 (1.9%)
1	2F	1.62	8/1841 (0.4%)	2.06	48/2500 (1.9%)
1	2G	1.65	13/1841 (0.7%)	1.98	51/2500 (2.0%)
1	2H	1.60	8/1841 (0.4%)	1.89	38/2500 (1.5%)
1	2I	1.61	9/1841 (0.5%)	1.93	43/2500 (1.7%)
1	2J	1.61	10/1841 (0.5%)	2.04	41/2500 (1.6%)
1	2K	1.59	7/1841 (0.4%)	1.99	47/2500 (1.9%)
1	2L	1.63	13/1841 (0.7%)	1.98	37/2500 (1.5%)
1	2M	1.62	9/1841 (0.5%)	2.10	39/2500 (1.6%)
1	2N	1.63	9/1841 (0.5%)	2.12	41/2500 (1.6%)
1	2O	1.64	11/1841 (0.6%)	2.14	47/2500 (1.9%)
1	2P	1.63	8/1841 (0.4%)	1.98	44/2500 (1.8%)
1	2Q	1.66	13/1841 (0.7%)	1.96	41/2500 (1.6%)
1	2R	1.62	8/1841 (0.4%)	2.03	45/2500 (1.8%)
1	2S	1.69	18/1841 (1.0%)	2.16	60/2500 (2.4%)
1	2T	1.59	6/1841 (0.3%)	2.03	51/2500 (2.0%)
1	2U	1.63	11/1841 (0.6%)	1.91	44/2500 (1.8%)
1	2V	1.59	7/1841 (0.4%)	1.98	45/2500 (1.8%)
1	2W	1.66	11/1841 (0.6%)	1.92	40/2500 (1.6%)
1	2X	1.66	11/1841 (0.6%)	2.13	44/2500 (1.8%)
1	2Y	1.68	14/1841 (0.8%)	2.09	45/2500 (1.8%)
1	2Z	1.67	18/1841 (1.0%)	1.95	44/2500 (1.8%)
1	2a	1.60	6/1841 (0.3%)	2.02	46/2500 (1.8%)
1	2b	1.67	11/1841 (0.6%)	1.92	33/2500 (1.3%)
1	2c	1.58	10/1841 (0.5%)	2.01	54/2500 (2.2%)
1	2d	1.62	10/1841 (0.5%)	1.91	28/2500 (1.1%)
1	2e	1.64	14/1841 (0.8%)	1.97	47/2500 (1.9%)
1	2f	1.64	12/1841 (0.7%)	1.97	34/2500 (1.4%)
1	2g	1.63	10/1841 (0.5%)	2.04	41/2500 (1.6%)
1	2h	1.58	7/1841 (0.4%)	1.99	43/2500 (1.7%)
1	2i	1.60	6/1841 (0.3%)	2.14	49/2500 (2.0%)
1	2j	1.63	9/1841 (0.5%)	2.10	51/2500 (2.0%)
1	2k	1.60	9/1841 (0.5%)	2.00	47/2500 (1.9%)
1	2l	1.61	10/1841 (0.5%)	2.12	53/2500 (2.1%)
1	2m	1.63	16/1841 (0.9%)	1.97	39/2500 (1.6%)
1	2n	1.63	9/1841 (0.5%)	2.07	44/2500 (1.8%)
1	2o	1.62	9/1841 (0.5%)	2.04	55/2500 (2.2%)
1	2p	1.66	8/1841 (0.4%)	2.09	47/2500 (1.9%)
1	2q	1.68	13/1841 (0.7%)	1.97	32/2500 (1.3%)
1	2r	1.63	11/1841 (0.6%)	2.07	43/2500 (1.7%)
1	2s	1.65	13/1841 (0.7%)	2.14	50/2500 (2.0%)

Mol	Chain	Bond lengths		Bond angles	
		RMSZ	# Z  >5	RMSZ	# Z  >5
1	2t	1.66	15/1841 (0.8%)	1.95	46/2500 (1.8%)
1	2u	1.62	10/1841 (0.5%)	2.01	37/2500 (1.5%)
1	2v	1.58	6/1841 (0.3%)	2.01	44/2500 (1.8%)
1	2w	1.65	6/1841 (0.3%)	2.04	55/2500 (2.2%)
1	2x	1.66	8/1841 (0.4%)	1.91	49/2500 (2.0%)
1	2y	1.68	14/1841 (0.8%)	2.03	50/2500 (2.0%)
1	2z	1.65	11/1841 (0.6%)	1.95	44/2500 (1.8%)
1	3	1.67	7/1841 (0.4%)	2.00	45/2500 (1.8%)
1	30	1.63	7/1841 (0.4%)	1.92	40/2500 (1.6%)
1	31	1.65	15/1841 (0.8%)	1.98	43/2500 (1.7%)
1	32	1.63	7/1841 (0.4%)	2.09	53/2500 (2.1%)
1	33	1.59	6/1841 (0.3%)	2.05	51/2500 (2.0%)
1	34	1.60	7/1841 (0.4%)	2.00	42/2500 (1.7%)
1	35	1.62	13/1841 (0.7%)	2.12	52/2500 (2.1%)
1	36	1.59	10/1841 (0.5%)	2.02	44/2500 (1.8%)
1	37	1.58	3/1841 (0.2%)	1.95	40/2500 (1.6%)
1	38	1.65	10/1841 (0.5%)	2.08	45/2500 (1.8%)
1	39	1.63	18/1841 (1.0%)	1.96	42/2500 (1.7%)
1	3A	1.65	14/1841 (0.8%)	1.99	39/2500 (1.6%)
1	3B	1.65	9/1841 (0.5%)	2.02	47/2500 (1.9%)
1	3C	1.64	8/1841 (0.4%)	2.02	51/2500 (2.0%)
1	3D	1.69	13/1841 (0.7%)	1.98	38/2500 (1.5%)
1	3E	1.62	9/1841 (0.5%)	2.11	44/2500 (1.8%)
1	3F	1.67	6/1841 (0.3%)	2.02	58/2500 (2.3%)
1	3G	1.68	15/1841 (0.8%)	1.93	54/2500 (2.2%)
1	3H	1.64	10/1841 (0.5%)	2.05	50/2500 (2.0%)
1	3I	1.60	7/1841 (0.4%)	2.14	49/2500 (2.0%)
1	3J	1.61	11/1841 (0.6%)	1.99	48/2500 (1.9%)
1	3K	1.64	8/1841 (0.4%)	2.04	44/2500 (1.8%)
1	3L	1.66	14/1841 (0.8%)	2.13	58/2500 (2.3%)
1	3M	1.63	12/1841 (0.7%)	2.02	47/2500 (1.9%)
1	3N	1.64	10/1841 (0.5%)	2.01	46/2500 (1.8%)
1	3O	1.70	18/1841 (1.0%)	1.98	48/2500 (1.9%)
1	3P	1.64	8/1841 (0.4%)	2.05	47/2500 (1.9%)
1	3Q	1.62	12/1841 (0.7%)	1.99	42/2500 (1.7%)
1	3R	1.57	5/1841 (0.3%)	2.09	52/2500 (2.1%)
1	3S	1.66	12/1841 (0.7%)	1.95	33/2500 (1.3%)
1	3T	1.60	15/1841 (0.8%)	2.05	37/2500 (1.5%)
1	3U	1.64	8/1841 (0.4%)	2.07	39/2500 (1.6%)
1	3V	1.67	15/1841 (0.8%)	1.90	39/2500 (1.6%)
1	3W	1.65	9/1841 (0.5%)	2.05	55/2500 (2.2%)
1	3X	1.66	14/1841 (0.8%)	2.02	53/2500 (2.1%)
1	3Y	1.62	11/1841 (0.6%)	1.94	39/2500 (1.6%)

Mol	Chain	Bond lengths		Bond angles	
		RMSZ	# Z  >5	RMSZ	# Z  >5
1	3Z	1.67	12/1841 (0.7%)	2.05	50/2500 (2.0%)
1	3a	1.61	11/1841 (0.6%)	2.02	44/2500 (1.8%)
1	3b	1.61	11/1841 (0.6%)	1.93	44/2500 (1.8%)
1	3c	1.64	8/1841 (0.4%)	2.02	42/2500 (1.7%)
1	3d	1.66	16/1841 (0.9%)	2.02	44/2500 (1.8%)
1	3e	1.65	17/1841 (0.9%)	1.98	52/2500 (2.1%)
1	3f	1.60	11/1841 (0.6%)	2.10	51/2500 (2.0%)
1	3g	1.62	11/1841 (0.6%)	2.09	43/2500 (1.7%)
1	3h	1.63	11/1841 (0.6%)	1.95	38/2500 (1.5%)
1	3i	1.60	7/1841 (0.4%)	1.94	37/2500 (1.5%)
1	3j	1.62	10/1841 (0.5%)	1.95	44/2500 (1.8%)
1	3k	1.61	8/1841 (0.4%)	1.98	47/2500 (1.9%)
1	3l	1.67	14/1841 (0.8%)	2.00	47/2500 (1.9%)
1	3m	1.65	9/1841 (0.5%)	1.93	42/2500 (1.7%)
1	3n	1.62	10/1841 (0.5%)	2.01	38/2500 (1.5%)
1	3o	1.67	17/1841 (0.9%)	2.14	47/2500 (1.9%)
1	3p	1.63	9/1841 (0.5%)	2.17	54/2500 (2.2%)
1	3q	1.64	11/1841 (0.6%)	1.96	44/2500 (1.8%)
1	3r	1.60	4/1841 (0.2%)	1.94	33/2500 (1.3%)
1	3s	1.61	11/1841 (0.6%)	2.11	37/2500 (1.5%)
1	3t	1.63	10/1841 (0.5%)	1.89	33/2500 (1.3%)
1	3u	1.66	15/1841 (0.8%)	2.03	40/2500 (1.6%)
1	3v	1.66	8/1841 (0.4%)	1.98	52/2500 (2.1%)
1	3w	1.58	6/1841 (0.3%)	1.98	40/2500 (1.6%)
1	3x	1.63	8/1841 (0.4%)	2.01	40/2500 (1.6%)
1	3y	1.59	9/1841 (0.5%)	2.02	53/2500 (2.1%)
1	3z	1.65	11/1841 (0.6%)	2.09	47/2500 (1.9%)
1	4	1.61	7/1841 (0.4%)	1.94	37/2500 (1.5%)
1	40	1.63	11/1841 (0.6%)	2.00	41/2500 (1.6%)
1	41	1.59	10/1841 (0.5%)	2.07	39/2500 (1.6%)
1	42	1.61	5/1841 (0.3%)	1.99	40/2500 (1.6%)
1	43	1.69	11/1841 (0.6%)	1.97	43/2500 (1.7%)
1	44	1.62	11/1841 (0.6%)	2.01	47/2500 (1.9%)
1	45	1.55	4/1841 (0.2%)	2.02	48/2500 (1.9%)
1	46	1.64	12/1841 (0.7%)	1.98	44/2500 (1.8%)
1	47	1.65	10/1841 (0.5%)	2.10	36/2500 (1.4%)
1	48	1.66	13/1841 (0.7%)	2.08	41/2500 (1.6%)
1	49	1.62	8/1841 (0.4%)	2.06	52/2500 (2.1%)
1	4A	1.55	7/1841 (0.4%)	2.09	44/2500 (1.8%)
1	4B	1.56	5/1841 (0.3%)	1.98	41/2500 (1.6%)
1	4C	1.60	3/1841 (0.2%)	1.95	39/2500 (1.6%)
1	4D	1.65	15/1841 (0.8%)	1.93	36/2500 (1.4%)
1	4E	1.64	11/1841 (0.6%)	2.11	49/2500 (2.0%)



Mol	Chain	Bond lengths		Bond angles	
		RMSZ	# Z  >5	RMSZ	# Z  >5
1	4F	1.63	9/1841 (0.5%)	1.96	48/2500 (1.9%)
1	4G	1.65	14/1841 (0.8%)	1.93	41/2500 (1.6%)
1	4H	1.63	9/1841 (0.5%)	2.05	38/2500 (1.5%)
1	4I	1.59	7/1841 (0.4%)	2.00	38/2500 (1.5%)
1	4J	1.65	9/1841 (0.5%)	2.02	67/2500 (2.7%)
1	4K	1.64	14/1841 (0.8%)	1.98	40/2500 (1.6%)
1	4L	1.60	13/1841 (0.7%)	1.99	36/2500 (1.4%)
1	4M	1.63	11/1841 (0.6%)	2.03	49/2500 (2.0%)
1	4N	1.59	9/1841 (0.5%)	2.05	46/2500 (1.8%)
1	4O	1.60	8/1841 (0.4%)	2.04	47/2500 (1.9%)
1	4P	1.60	7/1841 (0.4%)	2.02	45/2500 (1.8%)
1	4Q	1.63	14/1841 (0.8%)	1.99	43/2500 (1.7%)
1	4R	1.65	12/1841 (0.7%)	1.88	40/2500 (1.6%)
1	4S	1.68	16/1841 (0.9%)	2.03	39/2500 (1.6%)
1	4T	1.61	12/1841 (0.7%)	2.00	37/2500 (1.5%)
1	4U	1.58	9/1841 (0.5%)	1.99	49/2500 (2.0%)
1	4V	1.58	9/1841 (0.5%)	1.97	44/2500 (1.8%)
1	4W	1.62	8/1841 (0.4%)	1.96	42/2500 (1.7%)
1	4X	1.66	8/1841 (0.4%)	2.01	42/2500 (1.7%)
1	4Y	1.61	9/1841 (0.5%)	2.03	48/2500 (1.9%)
1	4Z	1.62	9/1841 (0.5%)	2.12	53/2500 (2.1%)
1	4a	1.62	9/1841 (0.5%)	2.02	46/2500 (1.8%)
1	4b	1.61	11/1841 (0.6%)	2.05	61/2500 (2.4%)
1	4c	1.63	10/1841 (0.5%)	1.98	43/2500 (1.7%)
1	4d	1.64	11/1841 (0.6%)	2.19	48/2500 (1.9%)
1	4e	1.63	10/1841 (0.5%)	1.97	38/2500 (1.5%)
1	4f	1.65	7/1841 (0.4%)	2.00	37/2500 (1.5%)
1	4g	1.56	7/1841 (0.4%)	1.96	42/2500 (1.7%)
1	4h	1.64	14/1841 (0.8%)	2.04	55/2500 (2.2%)
1	4i	1.60	2/1841 (0.1%)	2.06	51/2500 (2.0%)
1	4j	1.65	8/1841 (0.4%)	1.99	42/2500 (1.7%)
1	4k	1.64	13/1841 (0.7%)	1.97	47/2500 (1.9%)
1	4l	1.62	7/1841 (0.4%)	2.11	46/2500 (1.8%)
1	4m	1.64	13/1841 (0.7%)	1.99	43/2500 (1.7%)
1	4n	1.62	7/1841 (0.4%)	2.04	50/2500 (2.0%)
1	4o	1.67	14/1841 (0.8%)	2.08	40/2500 (1.6%)
1	4p	1.56	7/1841 (0.4%)	1.92	43/2500 (1.7%)
1	4q	1.68	14/1841 (0.8%)	2.13	42/2500 (1.7%)
1	4r	1.67	9/1841 (0.5%)	2.04	45/2500 (1.8%)
1	4s	1.62	5/1841 (0.3%)	1.94	43/2500 (1.7%)
1	4t	1.62	12/1841 (0.7%)	2.02	43/2500 (1.7%)
1	4u	1.63	12/1841 (0.7%)	2.11	47/2500 (1.9%)
1	4v	1.66	10/1841 (0.5%)	2.11	45/2500 (1.8%)

Mol	Chain	Bond lengths		Bond angles	
		RMSZ	# Z  >5	RMSZ	# Z  >5
1	4w	1.65	6/1841 (0.3%)	2.08	54/2500 (2.2%)
1	4x	1.62	15/1841 (0.8%)	2.03	46/2500 (1.8%)
1	4y	1.63	10/1841 (0.5%)	1.92	33/2500 (1.3%)
1	4z	1.59	7/1841 (0.4%)	1.97	49/2500 (2.0%)
1	5	1.64	12/1841 (0.7%)	2.02	44/2500 (1.8%)
1	50	1.63	15/1841 (0.8%)	1.94	36/2500 (1.4%)
1	51	1.63	9/1841 (0.5%)	2.01	42/2500 (1.7%)
1	52	1.63	9/1841 (0.5%)	2.19	42/2500 (1.7%)
1	53	1.66	9/1841 (0.5%)	2.09	44/2500 (1.8%)
1	54	1.68	14/1841 (0.8%)	2.06	48/2500 (1.9%)
1	55	1.63	9/1841 (0.5%)	1.95	45/2500 (1.8%)
1	56	1.67	12/1841 (0.7%)	1.85	36/2500 (1.4%)
1	57	1.64	14/1841 (0.8%)	2.06	48/2500 (1.9%)
1	58	1.68	15/1841 (0.8%)	2.06	49/2500 (2.0%)
1	59	1.65	13/1841 (0.7%)	2.07	39/2500 (1.6%)
1	5A	1.62	11/1841 (0.6%)	2.07	50/2500 (2.0%)
1	5B	1.59	4/1841 (0.2%)	2.01	38/2500 (1.5%)
1	5C	1.64	11/1841 (0.6%)	2.13	47/2500 (1.9%)
1	5D	1.64	12/1841 (0.7%)	2.06	50/2500 (2.0%)
1	5E	1.62	8/1841 (0.4%)	2.13	49/2500 (2.0%)
1	5F	1.61	9/1841 (0.5%)	1.90	31/2500 (1.2%)
1	5G	1.65	12/1841 (0.7%)	2.00	41/2500 (1.6%)
1	5H	1.64	12/1841 (0.7%)	1.98	47/2500 (1.9%)
1	5I	1.64	8/1841 (0.4%)	2.13	50/2500 (2.0%)
1	5J	1.61	10/1841 (0.5%)	2.03	42/2500 (1.7%)
1	5K	1.62	9/1841 (0.5%)	1.97	39/2500 (1.6%)
1	5L	1.66	10/1841 (0.5%)	1.99	52/2500 (2.1%)
1	5M	1.58	6/1841 (0.3%)	2.12	49/2500 (2.0%)
1	5N	1.58	9/1841 (0.5%)	2.00	42/2500 (1.7%)
1	5O	1.62	6/1841 (0.3%)	2.00	41/2500 (1.6%)
1	5P	1.67	11/1841 (0.6%)	2.02	35/2500 (1.4%)
1	5Q	1.60	8/1841 (0.4%)	2.06	50/2500 (2.0%)
1	5R	1.61	9/1841 (0.5%)	1.95	46/2500 (1.8%)
1	5S	1.61	7/1841 (0.4%)	2.04	45/2500 (1.8%)
1	5T	1.67	10/1841 (0.5%)	2.07	38/2500 (1.5%)
1	5U	1.63	9/1841 (0.5%)	1.90	33/2500 (1.3%)
1	5V	1.62	10/1841 (0.5%)	2.05	51/2500 (2.0%)
1	5W	1.66	12/1841 (0.7%)	1.93	41/2500 (1.6%)
1	5X	1.56	6/1841 (0.3%)	2.09	58/2500 (2.3%)
1	5Y	1.63	11/1841 (0.6%)	2.01	46/2500 (1.8%)
1	5Z	1.66	12/1841 (0.7%)	1.97	47/2500 (1.9%)
1	5a	1.64	9/1841 (0.5%)	1.95	41/2500 (1.6%)
1	5b	1.62	10/1841 (0.5%)	1.95	31/2500 (1.2%)

Mol	Chain	Bond lengths		Bond angles	
		RMSZ	# Z  >5	RMSZ	# Z  >5
1	5c	1.67	13/1841 (0.7%)	2.01	49/2500 (2.0%)
1	5d	1.67	3/1841 (0.2%)	2.10	44/2500 (1.8%)
1	5e	1.57	6/1841 (0.3%)	1.96	39/2500 (1.6%)
1	5f	1.67	10/1841 (0.5%)	1.96	39/2500 (1.6%)
1	5g	1.63	6/1841 (0.3%)	2.11	49/2500 (2.0%)
1	5h	1.62	7/1841 (0.4%)	1.97	43/2500 (1.7%)
1	5i	1.59	8/1841 (0.4%)	2.13	51/2500 (2.0%)
1	5j	1.60	11/1841 (0.6%)	1.91	36/2500 (1.4%)
1	5k	1.64	12/1841 (0.7%)	1.95	38/2500 (1.5%)
1	5l	1.66	10/1841 (0.5%)	2.00	44/2500 (1.8%)
1	5m	1.62	11/1841 (0.6%)	2.09	48/2500 (1.9%)
1	5n	1.63	7/1841 (0.4%)	2.12	51/2500 (2.0%)
1	5o	1.62	9/1841 (0.5%)	1.99	38/2500 (1.5%)
1	5p	1.67	15/1841 (0.8%)	1.91	39/2500 (1.6%)
1	5q	1.63	8/1841 (0.4%)	2.12	59/2500 (2.4%)
1	5r	1.60	9/1841 (0.5%)	2.05	40/2500 (1.6%)
1	5s	1.61	10/1841 (0.5%)	2.03	38/2500 (1.5%)
1	5t	1.66	12/1841 (0.7%)	2.03	46/2500 (1.8%)
1	5u	1.59	13/1841 (0.7%)	2.15	53/2500 (2.1%)
1	5v	1.63	10/1841 (0.5%)	1.89	33/2500 (1.3%)
1	5w	1.62	11/1841 (0.6%)	2.06	41/2500 (1.6%)
1	5x	1.68	15/1841 (0.8%)	2.12	49/2500 (2.0%)
1	5y	1.61	10/1841 (0.5%)	2.08	56/2500 (2.2%)
1	5z	1.63	6/1841 (0.3%)	1.97	40/2500 (1.6%)
1	6	1.69	13/1841 (0.7%)	2.00	36/2500 (1.4%)
1	60	1.64	7/1841 (0.4%)	1.95	47/2500 (1.9%)
1	61	1.55	5/1841 (0.3%)	1.93	38/2500 (1.5%)
1	62	1.63	10/1841 (0.5%)	1.94	34/2500 (1.4%)
1	63	1.65	12/1841 (0.7%)	2.10	40/2500 (1.6%)
1	64	1.61	9/1841 (0.5%)	2.03	33/2500 (1.3%)
1	65	1.66	14/1841 (0.8%)	2.05	43/2500 (1.7%)
1	66	1.60	10/1841 (0.5%)	2.03	47/2500 (1.9%)
1	67	1.59	7/1841 (0.4%)	1.98	53/2500 (2.1%)
1	68	1.63	11/1841 (0.6%)	1.99	44/2500 (1.8%)
1	69	1.59	7/1841 (0.4%)	1.98	40/2500 (1.6%)
1	6A	1.64	14/1841 (0.8%)	2.08	53/2500 (2.1%)
1	6B	1.59	7/1841 (0.4%)	2.05	44/2500 (1.8%)
1	6C	1.62	10/1841 (0.5%)	2.04	57/2500 (2.3%)
1	6D	1.64	9/1841 (0.5%)	2.07	44/2500 (1.8%)
1	6E	1.58	5/1841 (0.3%)	2.02	44/2500 (1.8%)
1	6F	1.66	4/1841 (0.2%)	2.05	33/2500 (1.3%)
1	6G	1.58	6/1841 (0.3%)	1.99	41/2500 (1.6%)
1	6H	1.67	13/1841 (0.7%)	1.98	37/2500 (1.5%)

Mol	Chain	Bond lengths		Bond angles	
		RMSZ	# Z  >5	RMSZ	# Z  >5
1	6I	1.61	17/1841 (0.9%)	2.04	46/2500 (1.8%)
1	6J	1.63	12/1841 (0.7%)	2.03	39/2500 (1.6%)
1	6K	1.57	6/1841 (0.3%)	2.07	39/2500 (1.6%)
1	6L	1.63	10/1841 (0.5%)	1.98	40/2500 (1.6%)
1	6M	1.64	10/1841 (0.5%)	2.02	44/2500 (1.8%)
1	6N	1.61	10/1841 (0.5%)	1.98	39/2500 (1.6%)
1	6O	1.63	15/1841 (0.8%)	1.81	26/2500 (1.0%)
1	6P	1.68	13/1841 (0.7%)	2.03	43/2500 (1.7%)
1	6Q	1.61	14/1841 (0.8%)	1.88	35/2500 (1.4%)
1	6R	1.63	7/1841 (0.4%)	2.04	51/2500 (2.0%)
1	6S	1.60	10/1841 (0.5%)	1.99	38/2500 (1.5%)
1	6T	1.65	20/1841 (1.1%)	1.93	37/2500 (1.5%)
1	6U	1.63	10/1841 (0.5%)	1.91	33/2500 (1.3%)
1	6V	1.63	8/1841 (0.4%)	1.95	41/2500 (1.6%)
1	6W	1.66	9/1841 (0.5%)	2.06	43/2500 (1.7%)
1	6X	1.62	6/1841 (0.3%)	1.91	36/2500 (1.4%)
1	6Y	1.65	9/1841 (0.5%)	1.96	38/2500 (1.5%)
1	6Z	1.58	9/1841 (0.5%)	2.00	45/2500 (1.8%)
1	6a	1.63	11/1841 (0.6%)	2.13	50/2500 (2.0%)
1	6b	1.59	8/1841 (0.4%)	1.91	41/2500 (1.6%)
1	6c	1.62	7/1841 (0.4%)	1.91	41/2500 (1.6%)
1	6d	1.62	9/1841 (0.5%)	2.06	41/2500 (1.6%)
1	6e	1.64	7/1841 (0.4%)	1.97	43/2500 (1.7%)
1	6f	1.62	12/1841 (0.7%)	2.04	53/2500 (2.1%)
1	6g	1.60	9/1841 (0.5%)	2.17	51/2500 (2.0%)
1	6h	1.67	11/1841 (0.6%)	2.12	49/2500 (2.0%)
1	6i	1.59	10/1841 (0.5%)	2.01	42/2500 (1.7%)
1	6j	1.67	13/1841 (0.7%)	2.05	52/2500 (2.1%)
1	6k	1.66	14/1841 (0.8%)	2.00	44/2500 (1.8%)
1	6l	1.64	3/1841 (0.2%)	2.04	55/2500 (2.2%)
1	6m	1.66	10/1841 (0.5%)	1.98	38/2500 (1.5%)
1	6n	1.62	11/1841 (0.6%)	2.04	60/2500 (2.4%)
1	6o	1.65	12/1841 (0.7%)	1.99	42/2500 (1.7%)
1	6p	1.66	6/1841 (0.3%)	2.04	43/2500 (1.7%)
1	6q	1.60	5/1841 (0.3%)	1.99	43/2500 (1.7%)
1	6r	1.60	7/1841 (0.4%)	1.95	39/2500 (1.6%)
1	6s	1.64	13/1841 (0.7%)	2.02	41/2500 (1.6%)
1	6t	1.66	15/1841 (0.8%)	2.01	46/2500 (1.8%)
1	6u	1.65	10/1841 (0.5%)	1.94	40/2500 (1.6%)
1	6v	1.63	8/1841 (0.4%)	1.95	45/2500 (1.8%)
1	6w	1.62	10/1841 (0.5%)	1.98	43/2500 (1.7%)
1	6x	1.58	6/1841 (0.3%)	1.90	41/2500 (1.6%)
1	6y	1.60	11/1841 (0.6%)	1.96	41/2500 (1.6%)

Mol	Chain	Bond lengths		Bond angles	
		RMSZ	# Z  >5	RMSZ	# Z  >5
1	6z	1.64	11/1841 (0.6%)	2.02	49/2500 (2.0%)
1	7	1.65	9/1841 (0.5%)	2.12	46/2500 (1.8%)
1	70	1.66	11/1841 (0.6%)	1.94	40/2500 (1.6%)
1	71	1.62	14/1841 (0.8%)	2.07	39/2500 (1.6%)
1	72	1.62	5/1841 (0.3%)	2.08	54/2500 (2.2%)
1	73	1.65	9/1841 (0.5%)	2.16	48/2500 (1.9%)
1	74	1.64	10/1841 (0.5%)	1.97	48/2500 (1.9%)
1	75	1.58	6/1841 (0.3%)	2.08	51/2500 (2.0%)
1	76	1.61	16/1841 (0.9%)	1.93	41/2500 (1.6%)
1	77	1.66	8/1841 (0.4%)	2.07	51/2500 (2.0%)
1	78	1.60	10/1841 (0.5%)	2.02	46/2500 (1.8%)
1	79	1.68	13/1841 (0.7%)	1.91	50/2500 (2.0%)
1	7A	1.63	12/1841 (0.7%)	1.94	36/2500 (1.4%)
1	7B	1.61	10/1841 (0.5%)	2.05	53/2500 (2.1%)
1	7C	1.59	5/1841 (0.3%)	2.00	50/2500 (2.0%)
1	7D	1.65	8/1841 (0.4%)	2.01	38/2500 (1.5%)
1	7E	1.62	10/1841 (0.5%)	2.08	56/2500 (2.2%)
1	7F	1.58	9/1841 (0.5%)	2.01	41/2500 (1.6%)
1	7G	1.63	8/1841 (0.4%)	2.07	46/2500 (1.8%)
1	7H	1.64	15/1841 (0.8%)	2.03	52/2500 (2.1%)
1	7I	1.65	12/1841 (0.7%)	1.99	45/2500 (1.8%)
1	7J	1.61	6/1841 (0.3%)	1.99	43/2500 (1.7%)
1	7K	1.66	13/1841 (0.7%)	1.98	41/2500 (1.6%)
1	7L	1.63	9/1841 (0.5%)	2.01	42/2500 (1.7%)
1	7M	1.69	10/1841 (0.5%)	2.08	47/2500 (1.9%)
1	7N	1.71	19/1841 (1.0%)	2.03	51/2500 (2.0%)
1	7O	1.60	5/1841 (0.3%)	1.96	38/2500 (1.5%)
1	7P	1.68	10/1841 (0.5%)	1.99	54/2500 (2.2%)
1	7Q	1.63	6/1841 (0.3%)	1.96	44/2500 (1.8%)
1	7R	1.66	17/1841 (0.9%)	2.09	53/2500 (2.1%)
1	7S	1.60	12/1841 (0.7%)	2.09	49/2500 (2.0%)
1	7T	1.65	11/1841 (0.6%)	1.89	30/2500 (1.2%)
1	7U	1.60	11/1841 (0.6%)	1.92	35/2500 (1.4%)
1	7V	1.63	9/1841 (0.5%)	1.97	45/2500 (1.8%)
1	7W	1.67	15/1841 (0.8%)	1.93	47/2500 (1.9%)
1	7X	1.65	10/1841 (0.5%)	1.94	46/2500 (1.8%)
1	7Y	1.58	5/1841 (0.3%)	2.05	43/2500 (1.7%)
1	7Z	1.62	5/1841 (0.3%)	1.94	45/2500 (1.8%)
1	7a	1.63	14/1841 (0.8%)	1.92	42/2500 (1.7%)
1	7b	1.65	11/1841 (0.6%)	2.12	56/2500 (2.2%)
1	7c	1.58	6/1841 (0.3%)	1.96	37/2500 (1.5%)
1	7d	1.65	9/1841 (0.5%)	2.03	39/2500 (1.6%)
1	7e	1.60	2/1841 (0.1%)	2.04	40/2500 (1.6%)

Mol	Chain	Bond lengths		Bond angles	
		RMSZ	# Z  >5	RMSZ	# Z  >5
1	7f	1.58	10/1841 (0.5%)	2.02	40/2500 (1.6%)
1	7g	1.64	9/1841 (0.5%)	2.10	37/2500 (1.5%)
1	7h	1.59	9/1841 (0.5%)	1.95	44/2500 (1.8%)
1	7i	1.62	8/1841 (0.4%)	1.95	44/2500 (1.8%)
1	7j	1.56	9/1841 (0.5%)	2.03	44/2500 (1.8%)
1	7k	1.65	14/1841 (0.8%)	1.95	43/2500 (1.7%)
1	7l	1.58	13/1841 (0.7%)	2.01	50/2500 (2.0%)
1	7m	1.61	11/1841 (0.6%)	2.04	51/2500 (2.0%)
1	7n	1.59	8/1841 (0.4%)	2.06	44/2500 (1.8%)
1	7o	1.62	4/1841 (0.2%)	2.00	38/2500 (1.5%)
1	7p	1.59	10/1841 (0.5%)	1.97	36/2500 (1.4%)
1	7q	1.61	8/1841 (0.4%)	2.07	48/2500 (1.9%)
1	7r	1.57	9/1841 (0.5%)	1.95	41/2500 (1.6%)
1	7s	1.63	8/1841 (0.4%)	2.01	42/2500 (1.7%)
1	7t	1.59	8/1841 (0.4%)	2.00	52/2500 (2.1%)
1	7u	1.64	10/1841 (0.5%)	2.02	48/2500 (1.9%)
1	7v	1.63	12/1841 (0.7%)	2.06	43/2500 (1.7%)
1	7w	1.64	9/1841 (0.5%)	2.06	44/2500 (1.8%)
1	7x	1.62	8/1841 (0.4%)	2.01	54/2500 (2.2%)
1	7y	1.65	12/1841 (0.7%)	1.95	44/2500 (1.8%)
1	7z	1.65	10/1841 (0.5%)	1.97	40/2500 (1.6%)
1	8	1.61	8/1841 (0.4%)	2.02	49/2500 (2.0%)
1	80	1.60	10/1841 (0.5%)	1.97	34/2500 (1.4%)
1	81	1.59	10/1841 (0.5%)	2.05	52/2500 (2.1%)
1	82	1.59	9/1841 (0.5%)	1.95	46/2500 (1.8%)
1	83	1.61	10/1841 (0.5%)	2.05	46/2500 (1.8%)
1	84	1.66	9/1841 (0.5%)	2.02	42/2500 (1.7%)
1	85	1.67	12/1841 (0.7%)	2.01	45/2500 (1.8%)
1	86	1.59	5/1841 (0.3%)	2.00	45/2500 (1.8%)
1	87	1.59	11/1841 (0.6%)	1.99	48/2500 (1.9%)
1	88	1.63	7/1841 (0.4%)	2.07	41/2500 (1.6%)
1	89	1.59	15/1841 (0.8%)	1.99	43/2500 (1.7%)
1	8A	1.61	9/1841 (0.5%)	2.03	48/2500 (1.9%)
1	8B	1.59	10/1841 (0.5%)	2.09	48/2500 (1.9%)
1	8C	1.64	14/1841 (0.8%)	2.05	53/2500 (2.1%)
1	8D	1.64	13/1841 (0.7%)	2.05	43/2500 (1.7%)
1	8E	1.61	9/1841 (0.5%)	1.98	50/2500 (2.0%)
1	8F	1.65	14/1841 (0.8%)	1.98	44/2500 (1.8%)
1	8G	1.64	8/1841 (0.4%)	2.00	49/2500 (2.0%)
1	8H	1.59	8/1841 (0.4%)	2.01	45/2500 (1.8%)
1	8I	1.64	7/1841 (0.4%)	1.95	42/2500 (1.7%)
1	8J	1.62	11/1841 (0.6%)	1.87	33/2500 (1.3%)
1	8K	1.62	12/1841 (0.7%)	2.09	52/2500 (2.1%)

Mol	Chain	Bond lengths		Bond angles	
		RMSZ	# Z  >5	RMSZ	# Z  >5
1	8L	1.65	11/1841 (0.6%)	1.97	41/2500 (1.6%)
1	8M	1.69	15/1841 (0.8%)	1.94	35/2500 (1.4%)
1	8N	1.67	12/1841 (0.7%)	2.01	57/2500 (2.3%)
1	8O	1.66	12/1841 (0.7%)	2.03	52/2500 (2.1%)
1	8P	1.69	14/1841 (0.8%)	2.03	50/2500 (2.0%)
1	8Q	1.66	11/1841 (0.6%)	2.01	52/2500 (2.1%)
1	8R	1.68	14/1841 (0.8%)	2.09	44/2500 (1.8%)
1	8S	1.59	11/1841 (0.6%)	1.95	40/2500 (1.6%)
1	8T	1.61	10/1841 (0.5%)	2.03	46/2500 (1.8%)
1	8U	1.62	14/1841 (0.8%)	2.03	44/2500 (1.8%)
1	8V	1.68	18/1841 (1.0%)	1.96	39/2500 (1.6%)
1	8W	1.62	11/1841 (0.6%)	2.10	51/2500 (2.0%)
1	8X	1.65	8/1841 (0.4%)	2.05	54/2500 (2.2%)
1	8Y	1.64	12/1841 (0.7%)	1.98	33/2500 (1.3%)
1	8Z	1.60	8/1841 (0.4%)	1.93	36/2500 (1.4%)
1	8a	1.69	14/1841 (0.8%)	2.01	42/2500 (1.7%)
1	8b	1.68	7/1841 (0.4%)	2.04	36/2500 (1.4%)
1	8c	1.58	10/1841 (0.5%)	2.05	43/2500 (1.7%)
1	8d	1.64	14/1841 (0.8%)	2.04	44/2500 (1.8%)
1	8e	1.63	9/1841 (0.5%)	2.02	52/2500 (2.1%)
1	8f	1.63	11/1841 (0.6%)	1.96	42/2500 (1.7%)
1	8g	1.63	9/1841 (0.5%)	2.03	43/2500 (1.7%)
1	8h	1.62	9/1841 (0.5%)	2.06	45/2500 (1.8%)
1	8i	1.65	8/1841 (0.4%)	1.97	48/2500 (1.9%)
1	8j	1.64	8/1841 (0.4%)	1.97	43/2500 (1.7%)
1	8k	1.64	10/1841 (0.5%)	2.06	45/2500 (1.8%)
1	8l	1.62	12/1841 (0.7%)	2.08	48/2500 (1.9%)
1	8m	1.60	9/1841 (0.5%)	2.07	55/2500 (2.2%)
1	8n	1.65	13/1841 (0.7%)	2.09	57/2500 (2.3%)
1	8o	1.64	9/1841 (0.5%)	1.94	43/2500 (1.7%)
1	8p	1.61	9/1841 (0.5%)	2.04	49/2500 (2.0%)
1	8q	1.59	6/1841 (0.3%)	2.09	54/2500 (2.2%)
1	8r	1.57	3/1841 (0.2%)	2.02	44/2500 (1.8%)
1	8s	1.64	15/1841 (0.8%)	1.98	34/2500 (1.4%)
1	8t	1.65	14/1841 (0.8%)	2.05	54/2500 (2.2%)
1	8u	1.64	9/1841 (0.5%)	1.94	41/2500 (1.6%)
1	8v	1.59	7/1841 (0.4%)	2.04	41/2500 (1.6%)
1	8w	1.61	12/1841 (0.7%)	2.05	47/2500 (1.9%)
1	8x	1.61	12/1841 (0.7%)	2.04	42/2500 (1.7%)
1	8y	1.69	17/1841 (0.9%)	2.00	41/2500 (1.6%)
1	8z	1.64	10/1841 (0.5%)	2.04	36/2500 (1.4%)
1	9	1.67	11/1841 (0.6%)	1.98	44/2500 (1.8%)
1	90	1.67	16/1841 (0.9%)	1.98	39/2500 (1.6%)

Mol	Chain	Bond lengths		Bond angles	
		RMSZ	# Z  >5	RMSZ	# Z  >5
1	91	1.60	7/1841 (0.4%)	1.96	39/2500 (1.6%)
1	92	1.61	6/1841 (0.3%)	2.00	42/2500 (1.7%)
1	93	1.66	11/1841 (0.6%)	2.05	52/2500 (2.1%)
1	94	1.61	9/1841 (0.5%)	1.98	54/2500 (2.2%)
1	95	1.62	11/1841 (0.6%)	2.18	54/2500 (2.2%)
1	96	1.65	6/1841 (0.3%)	2.08	51/2500 (2.0%)
1	97	1.62	11/1841 (0.6%)	1.96	44/2500 (1.8%)
1	98	1.65	12/1841 (0.7%)	2.04	40/2500 (1.6%)
1	99	1.68	13/1841 (0.7%)	1.97	45/2500 (1.8%)
1	9A	1.55	8/1841 (0.4%)	1.86	32/2500 (1.3%)
1	9B	1.63	11/1841 (0.6%)	2.04	50/2500 (2.0%)
1	9C	1.65	11/1841 (0.6%)	2.00	36/2500 (1.4%)
1	9D	1.60	16/1841 (0.9%)	1.96	41/2500 (1.6%)
1	9E	1.62	10/1841 (0.5%)	1.90	34/2500 (1.4%)
1	9F	1.66	11/1841 (0.6%)	2.04	45/2500 (1.8%)
1	9G	1.62	11/1841 (0.6%)	1.98	52/2500 (2.1%)
1	9H	1.66	9/1841 (0.5%)	2.07	50/2500 (2.0%)
1	9I	1.69	11/1841 (0.6%)	2.00	39/2500 (1.6%)
1	9J	1.60	9/1841 (0.5%)	1.98	32/2500 (1.3%)
1	9K	1.61	15/1841 (0.8%)	2.01	51/2500 (2.0%)
1	9L	1.65	15/1841 (0.8%)	1.93	34/2500 (1.4%)
1	9M	1.62	12/1841 (0.7%)	1.96	45/2500 (1.8%)
1	9N	1.68	19/1841 (1.0%)	2.04	53/2500 (2.1%)
1	9O	1.63	9/1841 (0.5%)	2.05	44/2500 (1.8%)
1	9P	1.63	8/1841 (0.4%)	1.95	42/2500 (1.7%)
1	9Q	1.68	11/1841 (0.6%)	1.94	33/2500 (1.3%)
1	9R	1.60	7/1841 (0.4%)	1.99	42/2500 (1.7%)
1	9S	1.65	7/1841 (0.4%)	2.07	45/2500 (1.8%)
1	9T	1.65	15/1841 (0.8%)	1.95	35/2500 (1.4%)
1	9U	1.68	7/1841 (0.4%)	2.10	56/2500 (2.2%)
1	9V	1.62	4/1841 (0.2%)	2.03	42/2500 (1.7%)
1	9W	1.66	15/1841 (0.8%)	2.04	49/2500 (2.0%)
1	9X	1.61	8/1841 (0.4%)	1.97	45/2500 (1.8%)
1	9Y	1.60	9/1841 (0.5%)	1.95	43/2500 (1.7%)
1	9Z	1.64	10/1841 (0.5%)	2.04	38/2500 (1.5%)
1	9a	1.61	8/1841 (0.4%)	2.07	50/2500 (2.0%)
1	9b	1.66	16/1841 (0.9%)	1.89	31/2500 (1.2%)
1	9c	1.61	8/1841 (0.4%)	2.07	46/2500 (1.8%)
1	9d	1.62	9/1841 (0.5%)	1.97	37/2500 (1.5%)
1	9e	1.64	7/1841 (0.4%)	1.99	44/2500 (1.8%)
1	9f	1.60	6/1841 (0.3%)	1.91	35/2500 (1.4%)
1	9g	1.64	10/1841 (0.5%)	2.02	45/2500 (1.8%)
1	9h	1.65	12/1841 (0.7%)	2.01	41/2500 (1.6%)



Mol	Chain	Bond lengths		Bond angles	
		RMSZ	# Z  >5	RMSZ	# Z  >5
1	9i	1.65	10/1841 (0.5%)	1.88	38/2500 (1.5%)
1	9j	1.63	8/1841 (0.4%)	1.98	32/2500 (1.3%)
1	9k	1.69	13/1841 (0.7%)	2.17	49/2500 (2.0%)
1	9l	1.62	9/1841 (0.5%)	2.05	45/2500 (1.8%)
1	9m	1.61	7/1841 (0.4%)	2.06	50/2500 (2.0%)
1	9n	1.63	8/1841 (0.4%)	1.93	44/2500 (1.8%)
1	9o	1.65	6/1841 (0.3%)	1.96	57/2500 (2.3%)
1	9p	1.65	13/1841 (0.7%)	2.02	51/2500 (2.0%)
1	9q	1.60	10/1841 (0.5%)	2.00	42/2500 (1.7%)
1	9r	1.63	12/1841 (0.7%)	2.00	44/2500 (1.8%)
1	9s	1.67	14/1841 (0.8%)	2.04	50/2500 (2.0%)
1	9t	1.67	15/1841 (0.8%)	2.00	47/2500 (1.9%)
1	9u	1.63	17/1841 (0.9%)	2.01	46/2500 (1.8%)
1	9v	1.64	10/1841 (0.5%)	2.00	41/2500 (1.6%)
1	9w	1.62	8/1841 (0.4%)	2.02	50/2500 (2.0%)
1	9x	1.65	8/1841 (0.4%)	1.99	42/2500 (1.7%)
1	9y	1.59	11/1841 (0.6%)	2.08	45/2500 (1.8%)
1	9z	1.65	11/1841 (0.6%)	2.06	48/2500 (1.9%)
1	A	1.60	8/1841 (0.4%)	1.99	49/2500 (2.0%)
1	B	1.62	10/1841 (0.5%)	2.08	47/2500 (1.9%)
1	C	1.60	11/1841 (0.6%)	2.01	52/2500 (2.1%)
1	D	1.63	13/1841 (0.7%)	1.99	43/2500 (1.7%)
1	E	1.64	10/1841 (0.5%)	1.92	36/2500 (1.4%)
1	F	1.66	10/1841 (0.5%)	1.98	35/2500 (1.4%)
1	G	1.60	8/1841 (0.4%)	1.95	43/2500 (1.7%)
1	H	1.61	18/1841 (1.0%)	2.00	50/2500 (2.0%)
1	I	1.58	8/1841 (0.4%)	1.97	49/2500 (2.0%)
1	J	1.64	12/1841 (0.7%)	2.00	43/2500 (1.7%)
1	K	1.57	5/1841 (0.3%)	1.99	51/2500 (2.0%)
1	L	1.61	7/1841 (0.4%)	1.98	40/2500 (1.6%)
1	M	1.66	11/1841 (0.6%)	2.08	42/2500 (1.7%)
1	N	1.59	8/1841 (0.4%)	1.94	46/2500 (1.8%)
1	O	1.63	9/1841 (0.5%)	1.96	52/2500 (2.1%)
1	P	1.64	11/1841 (0.6%)	2.05	45/2500 (1.8%)
1	Q	1.65	12/1841 (0.7%)	2.04	48/2500 (1.9%)
1	R	1.67	15/1841 (0.8%)	1.99	35/2500 (1.4%)
1	S	1.63	14/1841 (0.8%)	2.01	40/2500 (1.6%)
1	T	1.67	16/1841 (0.9%)	1.99	47/2500 (1.9%)
1	U	1.60	7/1841 (0.4%)	1.94	38/2500 (1.5%)
1	V	1.63	12/1841 (0.7%)	2.00	44/2500 (1.8%)
1	W	1.62	8/1841 (0.4%)	2.08	40/2500 (1.6%)
1	X	1.65	15/1841 (0.8%)	1.96	38/2500 (1.5%)
1	Y	1.64	12/1841 (0.7%)	2.11	52/2500 (2.1%)

Mol	Chain	Bond lengths		Bond angles	
		RMSZ	# Z  >5	RMSZ	# Z  >5
1	Z	1.62	9/1841 (0.5%)	2.04	45/2500 (1.8%)
1	a	1.61	9/1841 (0.5%)	2.04	40/2500 (1.6%)
1	a0	1.60	8/1841 (0.4%)	1.94	45/2500 (1.8%)
1	a1	1.62	9/1841 (0.5%)	2.03	42/2500 (1.7%)
1	a2	1.63	13/1841 (0.7%)	2.04	51/2500 (2.0%)
1	a3	1.68	14/1841 (0.8%)	2.00	44/2500 (1.8%)
1	a4	1.61	9/1841 (0.5%)	2.07	44/2500 (1.8%)
1	a5	1.63	13/1841 (0.7%)	1.99	40/2500 (1.6%)
1	a6	1.59	7/1841 (0.4%)	1.90	43/2500 (1.7%)
1	a7	1.63	11/1841 (0.6%)	2.02	52/2500 (2.1%)
1	a8	1.65	9/1841 (0.5%)	1.93	43/2500 (1.7%)
1	a9	1.65	12/1841 (0.7%)	1.97	51/2500 (2.0%)
1	aA	1.62	9/1841 (0.5%)	2.13	45/2500 (1.8%)
1	aB	1.64	10/1841 (0.5%)	2.07	43/2500 (1.7%)
1	aC	1.65	7/1841 (0.4%)	1.97	45/2500 (1.8%)
1	aD	1.68	14/1841 (0.8%)	1.95	42/2500 (1.7%)
1	aE	1.66	10/1841 (0.5%)	1.99	42/2500 (1.7%)
1	aF	1.63	11/1841 (0.6%)	1.93	41/2500 (1.6%)
1	aG	1.66	12/1841 (0.7%)	1.95	43/2500 (1.7%)
1	aH	1.58	12/1841 (0.7%)	2.00	37/2500 (1.5%)
1	aI	1.64	9/1841 (0.5%)	2.03	52/2500 (2.1%)
1	aJ	1.62	11/1841 (0.6%)	1.99	38/2500 (1.5%)
1	aK	1.61	6/1841 (0.3%)	2.07	46/2500 (1.8%)
1	aL	1.62	13/1841 (0.7%)	2.03	49/2500 (2.0%)
1	aM	1.63	17/1841 (0.9%)	2.00	50/2500 (2.0%)
1	aN	1.62	11/1841 (0.6%)	2.03	46/2500 (1.8%)
1	aO	1.67	7/1841 (0.4%)	2.07	54/2500 (2.2%)
1	aP	1.64	11/1841 (0.6%)	2.10	55/2500 (2.2%)
1	aQ	1.61	8/1841 (0.4%)	2.04	50/2500 (2.0%)
1	aR	1.63	11/1841 (0.6%)	2.04	43/2500 (1.7%)
1	aS	1.67	15/1841 (0.8%)	1.97	40/2500 (1.6%)
1	aT	1.66	7/1841 (0.4%)	1.96	44/2500 (1.8%)
1	aU	1.61	10/1841 (0.5%)	2.06	49/2500 (2.0%)
1	aV	1.67	7/1841 (0.4%)	2.03	49/2500 (2.0%)
1	aW	1.64	10/1841 (0.5%)	2.04	36/2500 (1.4%)
1	aX	1.65	14/1841 (0.8%)	1.99	44/2500 (1.8%)
1	aY	1.60	16/1841 (0.9%)	2.15	48/2500 (1.9%)
1	aZ	1.62	10/1841 (0.5%)	2.00	47/2500 (1.9%)
1	aa	1.67	11/1841 (0.6%)	1.94	34/2500 (1.4%)
1	ab	1.63	5/1841 (0.3%)	2.04	49/2500 (2.0%)
1	ac	1.63	13/1841 (0.7%)	1.93	44/2500 (1.8%)
1	ad	1.63	8/1841 (0.4%)	2.04	46/2500 (1.8%)
1	ae	1.62	7/1841 (0.4%)	1.99	46/2500 (1.8%)

Mol	Chain	Bond lengths		Bond angles	
		RMSZ	# Z  >5	RMSZ	# Z  >5
1	af	1.64	12/1841 (0.7%)	2.08	42/2500 (1.7%)
1	ag	1.61	7/1841 (0.4%)	2.03	40/2500 (1.6%)
1	ah	1.69	14/1841 (0.8%)	2.13	53/2500 (2.1%)
1	ai	1.58	9/1841 (0.5%)	2.01	39/2500 (1.6%)
1	aj	1.68	13/1841 (0.7%)	1.97	47/2500 (1.9%)
1	ak	1.64	12/1841 (0.7%)	2.14	55/2500 (2.2%)
1	al	1.66	10/1841 (0.5%)	2.07	52/2500 (2.1%)
1	am	1.65	12/1841 (0.7%)	2.14	46/2500 (1.8%)
1	an	1.64	3/1841 (0.2%)	1.92	46/2500 (1.8%)
1	ao	1.64	16/1841 (0.9%)	1.88	41/2500 (1.6%)
1	ap	1.62	5/1841 (0.3%)	2.05	48/2500 (1.9%)
1	aq	1.63	10/1841 (0.5%)	2.02	41/2500 (1.6%)
1	ar	1.66	10/1841 (0.5%)	1.94	36/2500 (1.4%)
1	as	1.64	11/1841 (0.6%)	1.94	42/2500 (1.7%)
1	at	1.62	8/1841 (0.4%)	1.94	38/2500 (1.5%)
1	au	1.68	16/1841 (0.9%)	2.04	46/2500 (1.8%)
1	av	1.62	10/1841 (0.5%)	2.09	47/2500 (1.9%)
1	aw	1.63	9/1841 (0.5%)	2.05	49/2500 (2.0%)
1	ax	1.65	9/1841 (0.5%)	1.99	46/2500 (1.8%)
1	ay	1.63	11/1841 (0.6%)	2.00	33/2500 (1.3%)
1	az	1.65	10/1841 (0.5%)	2.12	51/2500 (2.0%)
1	b	1.59	5/1841 (0.3%)	2.05	47/2500 (1.9%)
1	b0	1.62	9/1841 (0.5%)	2.07	46/2500 (1.8%)
1	b1	1.60	6/1841 (0.3%)	1.98	45/2500 (1.8%)
1	b2	1.62	16/1841 (0.9%)	1.97	35/2500 (1.4%)
1	b3	1.64	14/1841 (0.8%)	1.99	46/2500 (1.8%)
1	b4	1.60	12/1841 (0.7%)	2.05	37/2500 (1.5%)
1	b5	1.63	8/1841 (0.4%)	1.94	47/2500 (1.9%)
1	b6	1.65	8/1841 (0.4%)	2.02	49/2500 (2.0%)
1	b7	1.66	11/1841 (0.6%)	1.90	25/2500 (1.0%)
1	b8	1.65	14/1841 (0.8%)	2.01	36/2500 (1.4%)
1	b9	1.67	10/1841 (0.5%)	1.96	44/2500 (1.8%)
1	bA	1.65	17/1841 (0.9%)	2.04	40/2500 (1.6%)
1	bB	1.63	16/1841 (0.9%)	2.03	44/2500 (1.8%)
1	bC	1.63	13/1841 (0.7%)	2.10	50/2500 (2.0%)
1	bD	1.62	13/1841 (0.7%)	1.96	37/2500 (1.5%)
1	bE	1.63	8/1841 (0.4%)	2.02	47/2500 (1.9%)
1	bF	1.63	12/1841 (0.7%)	1.98	49/2500 (2.0%)
1	bG	1.63	5/1841 (0.3%)	2.03	41/2500 (1.6%)
1	bH	1.64	10/1841 (0.5%)	2.01	50/2500 (2.0%)
1	bI	1.64	13/1841 (0.7%)	1.96	44/2500 (1.8%)
1	bJ	1.63	9/1841 (0.5%)	2.03	45/2500 (1.8%)
1	bK	1.61	10/1841 (0.5%)	1.98	48/2500 (1.9%)

Mol	Chain	Bond lengths		Bond angles	
		RMSZ	# Z  >5	RMSZ	# Z  >5
1	bL	1.60	6/1841 (0.3%)	2.04	44/2500 (1.8%)
1	bM	1.69	14/1841 (0.8%)	1.97	31/2500 (1.2%)
1	bN	1.63	5/1841 (0.3%)	1.95	36/2500 (1.4%)
1	bO	1.68	17/1841 (0.9%)	2.05	50/2500 (2.0%)
1	bP	1.62	12/1841 (0.7%)	2.13	50/2500 (2.0%)
1	bQ	1.66	14/1841 (0.8%)	1.94	39/2500 (1.6%)
1	bR	1.66	12/1841 (0.7%)	2.03	45/2500 (1.8%)
1	bS	1.60	9/1841 (0.5%)	1.96	41/2500 (1.6%)
1	bT	1.65	11/1841 (0.6%)	2.04	45/2500 (1.8%)
1	bU	1.63	9/1841 (0.5%)	2.01	45/2500 (1.8%)
1	bV	1.62	9/1841 (0.5%)	1.94	42/2500 (1.7%)
1	bW	1.60	14/1841 (0.8%)	2.13	52/2500 (2.1%)
1	bX	1.64	9/1841 (0.5%)	1.97	44/2500 (1.8%)
1	bY	1.65	11/1841 (0.6%)	2.00	59/2500 (2.4%)
1	bZ	1.61	10/1841 (0.5%)	2.14	53/2500 (2.1%)
1	ba	1.67	5/1841 (0.3%)	2.04	43/2500 (1.7%)
1	bb	1.61	8/1841 (0.4%)	1.97	54/2500 (2.2%)
1	bc	1.63	9/1841 (0.5%)	1.99	44/2500 (1.8%)
1	bd	1.64	9/1841 (0.5%)	1.92	37/2500 (1.5%)
1	be	1.60	9/1841 (0.5%)	2.07	47/2500 (1.9%)
1	bf	1.59	10/1841 (0.5%)	2.05	49/2500 (2.0%)
1	bg	1.66	12/1841 (0.7%)	1.98	45/2500 (1.8%)
1	bh	1.64	12/1841 (0.7%)	1.93	41/2500 (1.6%)
1	bi	1.65	11/1841 (0.6%)	2.05	48/2500 (1.9%)
1	bj	1.64	8/1841 (0.4%)	1.90	31/2500 (1.2%)
1	bk	1.67	11/1841 (0.6%)	2.00	44/2500 (1.8%)
1	bl	1.62	7/1841 (0.4%)	2.09	47/2500 (1.9%)
1	bm	1.64	5/1841 (0.3%)	1.94	40/2500 (1.6%)
1	bn	1.66	9/1841 (0.5%)	1.91	33/2500 (1.3%)
1	bo	1.62	10/1841 (0.5%)	1.99	48/2500 (1.9%)
1	bp	1.66	14/1841 (0.8%)	2.01	48/2500 (1.9%)
1	bq	1.61	11/1841 (0.6%)	1.99	46/2500 (1.8%)
1	br	1.61	15/1841 (0.8%)	2.09	56/2500 (2.2%)
1	bs	1.66	13/1841 (0.7%)	1.93	43/2500 (1.7%)
1	bt	1.64	12/1841 (0.7%)	2.06	52/2500 (2.1%)
1	bu	1.70	16/1841 (0.9%)	1.95	48/2500 (1.9%)
1	bv	1.59	9/1841 (0.5%)	2.10	54/2500 (2.2%)
1	bw	1.65	9/1841 (0.5%)	1.97	47/2500 (1.9%)
1	bx	1.68	10/1841 (0.5%)	2.01	51/2500 (2.0%)
1	by	1.59	10/1841 (0.5%)	2.02	46/2500 (1.8%)
1	bz	1.65	16/1841 (0.9%)	1.98	40/2500 (1.6%)
1	c	1.62	10/1841 (0.5%)	1.99	46/2500 (1.8%)
1	c0	1.61	8/1841 (0.4%)	1.99	42/2500 (1.7%)

Mol	Chain	Bond lengths		Bond angles	
		RMSZ	# Z  >5	RMSZ	# Z  >5
1	c1	1.62	12/1841 (0.7%)	2.00	47/2500 (1.9%)
1	c2	1.71	8/1841 (0.4%)	2.09	50/2500 (2.0%)
1	c3	1.64	10/1841 (0.5%)	2.00	44/2500 (1.8%)
1	c4	1.64	17/1841 (0.9%)	1.96	49/2500 (2.0%)
1	c5	1.66	8/1841 (0.4%)	2.11	53/2500 (2.1%)
1	c6	1.61	7/1841 (0.4%)	2.01	41/2500 (1.6%)
1	c7	1.67	14/1841 (0.8%)	1.88	36/2500 (1.4%)
1	c8	1.65	11/1841 (0.6%)	2.08	43/2500 (1.7%)
1	c9	1.68	11/1841 (0.6%)	2.00	52/2500 (2.1%)
1	cA	1.60	15/1841 (0.8%)	2.00	40/2500 (1.6%)
1	cB	1.61	10/1841 (0.5%)	2.08	56/2500 (2.2%)
1	cC	1.65	6/1841 (0.3%)	2.02	54/2500 (2.2%)
1	cD	1.59	12/1841 (0.7%)	2.12	57/2500 (2.3%)
1	cE	1.62	5/1841 (0.3%)	2.01	49/2500 (2.0%)
1	cF	1.62	10/1841 (0.5%)	2.00	46/2500 (1.8%)
1	cG	1.61	8/1841 (0.4%)	2.01	57/2500 (2.3%)
1	cH	1.61	11/1841 (0.6%)	2.10	58/2500 (2.3%)
1	cI	1.63	14/1841 (0.8%)	1.94	38/2500 (1.5%)
1	cJ	1.61	10/1841 (0.5%)	1.91	38/2500 (1.5%)
1	cK	1.72	15/1841 (0.8%)	2.12	50/2500 (2.0%)
1	cL	1.59	5/1841 (0.3%)	2.00	48/2500 (1.9%)
1	cM	1.68	15/1841 (0.8%)	1.99	39/2500 (1.6%)
1	cN	1.61	11/1841 (0.6%)	1.98	40/2500 (1.6%)
1	cO	1.60	7/1841 (0.4%)	1.97	39/2500 (1.6%)
1	cP	1.62	10/1841 (0.5%)	2.02	43/2500 (1.7%)
1	cQ	1.57	1/1841 (0.1%)	2.12	43/2500 (1.7%)
1	cR	1.66	11/1841 (0.6%)	2.07	53/2500 (2.1%)
1	cS	1.62	12/1841 (0.7%)	2.05	44/2500 (1.8%)
1	cT	1.69	15/1841 (0.8%)	1.96	35/2500 (1.4%)
1	cU	1.64	6/1841 (0.3%)	2.02	45/2500 (1.8%)
1	cV	1.62	6/1841 (0.3%)	2.06	44/2500 (1.8%)
1	cW	1.60	10/1841 (0.5%)	2.07	57/2500 (2.3%)
1	cX	1.58	9/1841 (0.5%)	1.96	42/2500 (1.7%)
1	cY	1.60	12/1841 (0.7%)	1.94	34/2500 (1.4%)
1	cZ	1.66	8/1841 (0.4%)	2.12	47/2500 (1.9%)
1	ca	1.65	11/1841 (0.6%)	2.06	49/2500 (2.0%)
1	cb	1.63	11/1841 (0.6%)	1.95	43/2500 (1.7%)
1	cc	1.66	15/1841 (0.8%)	1.92	40/2500 (1.6%)
1	cd	1.63	9/1841 (0.5%)	2.10	53/2500 (2.1%)
1	ce	1.66	11/1841 (0.6%)	2.04	43/2500 (1.7%)
1	cf	1.64	8/1841 (0.4%)	2.04	61/2500 (2.4%)
1	cg	1.60	7/1841 (0.4%)	2.03	37/2500 (1.5%)
1	ch	1.62	8/1841 (0.4%)	1.98	34/2500 (1.4%)

Mol	Chain	Bond lengths		Bond angles	
		RMSZ	# Z  >5	RMSZ	# Z  >5
1	ci	1.63	13/1841 (0.7%)	2.12	49/2500 (2.0%)
1	cj	1.60	8/1841 (0.4%)	2.08	39/2500 (1.6%)
1	ck	1.68	14/1841 (0.8%)	1.94	50/2500 (2.0%)
1	cl	1.68	17/1841 (0.9%)	2.01	44/2500 (1.8%)
1	cm	1.59	9/1841 (0.5%)	1.99	51/2500 (2.0%)
1	cn	1.63	9/1841 (0.5%)	2.03	53/2500 (2.1%)
1	co	1.64	10/1841 (0.5%)	1.96	44/2500 (1.8%)
1	cp	1.60	15/1841 (0.8%)	2.02	51/2500 (2.0%)
1	cq	1.57	6/1841 (0.3%)	2.00	56/2500 (2.2%)
1	cr	1.62	7/1841 (0.4%)	1.98	48/2500 (1.9%)
1	cs	1.62	10/1841 (0.5%)	1.98	38/2500 (1.5%)
1	ct	1.65	10/1841 (0.5%)	2.03	51/2500 (2.0%)
1	cu	1.64	8/1841 (0.4%)	1.97	27/2500 (1.1%)
1	cv	1.60	12/1841 (0.7%)	2.08	51/2500 (2.0%)
1	cw	1.64	12/1841 (0.7%)	1.95	39/2500 (1.6%)
1	cx	1.60	9/1841 (0.5%)	1.96	49/2500 (2.0%)
1	cy	1.67	16/1841 (0.9%)	1.99	49/2500 (2.0%)
1	cz	1.59	7/1841 (0.4%)	1.96	39/2500 (1.6%)
1	d	1.64	7/1841 (0.4%)	1.90	37/2500 (1.5%)
1	d0	1.63	9/1841 (0.5%)	1.94	48/2500 (1.9%)
1	d1	1.64	10/1841 (0.5%)	1.95	46/2500 (1.8%)
1	d2	1.62	11/1841 (0.6%)	2.00	45/2500 (1.8%)
1	d3	1.62	11/1841 (0.6%)	1.98	41/2500 (1.6%)
1	d4	1.65	9/1841 (0.5%)	2.05	55/2500 (2.2%)
1	d5	1.60	12/1841 (0.7%)	1.91	37/2500 (1.5%)
1	d6	1.62	13/1841 (0.7%)	1.98	39/2500 (1.6%)
1	d7	1.60	10/1841 (0.5%)	2.02	48/2500 (1.9%)
1	d8	1.63	8/1841 (0.4%)	1.90	40/2500 (1.6%)
1	d9	1.60	9/1841 (0.5%)	1.97	41/2500 (1.6%)
1	dA	1.64	13/1841 (0.7%)	2.08	50/2500 (2.0%)
1	dB	1.63	8/1841 (0.4%)	2.03	54/2500 (2.2%)
1	dC	1.64	17/1841 (0.9%)	2.05	57/2500 (2.3%)
1	dD	1.66	13/1841 (0.7%)	2.06	57/2500 (2.3%)
1	dE	1.61	5/1841 (0.3%)	1.99	39/2500 (1.6%)
1	dF	1.67	15/1841 (0.8%)	2.02	40/2500 (1.6%)
1	dG	1.67	17/1841 (0.9%)	2.01	37/2500 (1.5%)
1	dH	1.65	11/1841 (0.6%)	1.97	42/2500 (1.7%)
1	dI	1.56	8/1841 (0.4%)	2.06	56/2500 (2.2%)
1	dJ	1.60	11/1841 (0.6%)	1.94	38/2500 (1.5%)
1	dK	1.63	16/1841 (0.9%)	1.91	31/2500 (1.2%)
1	dL	1.65	13/1841 (0.7%)	2.02	36/2500 (1.4%)
1	dM	1.66	15/1841 (0.8%)	2.10	38/2500 (1.5%)
1	dN	1.58	6/1841 (0.3%)	1.93	29/2500 (1.2%)

Mol	Chain	Bond lengths		Bond angles	
		RMSZ	# Z  >5	RMSZ	# Z  >5
1	dO	1.65	17/1841 (0.9%)	1.92	28/2500 (1.1%)
1	dP	1.61	9/1841 (0.5%)	1.97	51/2500 (2.0%)
1	dQ	1.65	11/1841 (0.6%)	2.03	43/2500 (1.7%)
1	dR	1.61	7/1841 (0.4%)	1.92	34/2500 (1.4%)
1	dS	1.58	7/1841 (0.4%)	1.93	36/2500 (1.4%)
1	dT	1.65	16/1841 (0.9%)	2.00	42/2500 (1.7%)
1	dU	1.64	8/1841 (0.4%)	1.99	47/2500 (1.9%)
1	dV	1.56	7/1841 (0.4%)	1.96	47/2500 (1.9%)
1	dW	1.64	11/1841 (0.6%)	2.04	51/2500 (2.0%)
1	dX	1.65	12/1841 (0.7%)	1.97	42/2500 (1.7%)
1	dY	1.65	8/1841 (0.4%)	1.99	46/2500 (1.8%)
1	dZ	1.64	11/1841 (0.6%)	1.93	49/2500 (2.0%)
1	da	1.65	13/1841 (0.7%)	1.93	34/2500 (1.4%)
1	db	1.66	11/1841 (0.6%)	2.01	49/2500 (2.0%)
1	dc	1.63	14/1841 (0.8%)	2.03	52/2500 (2.1%)
1	dd	1.64	11/1841 (0.6%)	2.06	50/2500 (2.0%)
1	de	1.63	8/1841 (0.4%)	1.95	32/2500 (1.3%)
1	df	1.65	12/1841 (0.7%)	1.95	33/2500 (1.3%)
1	dg	1.60	12/1841 (0.7%)	2.05	47/2500 (1.9%)
1	dh	1.60	9/1841 (0.5%)	1.94	41/2500 (1.6%)
1	di	1.64	8/1841 (0.4%)	2.05	46/2500 (1.8%)
1	dj	1.66	15/1841 (0.8%)	1.97	37/2500 (1.5%)
1	dk	1.65	16/1841 (0.9%)	2.06	44/2500 (1.8%)
1	dl	1.59	12/1841 (0.7%)	2.04	42/2500 (1.7%)
1	dm	1.64	14/1841 (0.8%)	1.93	39/2500 (1.6%)
1	dn	1.67	13/1841 (0.7%)	2.06	47/2500 (1.9%)
1	do	1.69	12/1841 (0.7%)	1.98	57/2500 (2.3%)
1	dp	1.63	10/1841 (0.5%)	2.04	42/2500 (1.7%)
1	dq	1.61	9/1841 (0.5%)	2.01	44/2500 (1.8%)
1	dr	1.58	7/1841 (0.4%)	2.02	42/2500 (1.7%)
1	ds	1.61	14/1841 (0.8%)	2.11	47/2500 (1.9%)
1	dt	1.62	12/1841 (0.7%)	1.93	38/2500 (1.5%)
1	du	1.58	10/1841 (0.5%)	2.00	42/2500 (1.7%)
1	dv	1.65	6/1841 (0.3%)	2.11	47/2500 (1.9%)
1	dw	1.66	13/1841 (0.7%)	2.07	44/2500 (1.8%)
1	dx	1.67	12/1841 (0.7%)	2.05	48/2500 (1.9%)
1	dy	1.64	7/1841 (0.4%)	2.14	46/2500 (1.8%)
1	dz	1.64	10/1841 (0.5%)	1.99	46/2500 (1.8%)
1	e	1.67	13/1841 (0.7%)	1.96	42/2500 (1.7%)
1	e0	1.61	13/1841 (0.7%)	2.02	52/2500 (2.1%)
1	e1	1.65	16/1841 (0.9%)	1.99	44/2500 (1.8%)
1	e2	1.63	7/1841 (0.4%)	2.11	46/2500 (1.8%)
1	e3	1.60	9/1841 (0.5%)	2.07	53/2500 (2.1%)

Mol	Chain	Bond lengths		Bond angles	
		RMSZ	# Z  >5	RMSZ	# Z  >5
1	e4	1.57	7/1841 (0.4%)	2.04	54/2500 (2.2%)
1	e5	1.64	14/1841 (0.8%)	2.01	42/2500 (1.7%)
1	e6	1.63	13/1841 (0.7%)	1.98	43/2500 (1.7%)
1	e7	1.63	13/1841 (0.7%)	2.00	29/2500 (1.2%)
1	e8	1.62	5/1841 (0.3%)	2.03	41/2500 (1.6%)
1	e9	1.62	8/1841 (0.4%)	1.97	47/2500 (1.9%)
1	eA	1.64	14/1841 (0.8%)	1.94	40/2500 (1.6%)
1	eB	1.62	5/1841 (0.3%)	2.09	50/2500 (2.0%)
1	eC	1.64	8/1841 (0.4%)	2.01	47/2500 (1.9%)
1	eD	1.65	10/1841 (0.5%)	2.00	50/2500 (2.0%)
1	eE	1.65	13/1841 (0.7%)	1.98	40/2500 (1.6%)
1	eF	1.64	10/1841 (0.5%)	2.09	41/2500 (1.6%)
1	eG	1.60	7/1841 (0.4%)	1.94	36/2500 (1.4%)
1	eH	1.63	16/1841 (0.9%)	2.03	39/2500 (1.6%)
1	eI	1.66	12/1841 (0.7%)	1.99	43/2500 (1.7%)
1	eJ	1.61	10/1841 (0.5%)	2.01	45/2500 (1.8%)
1	eK	1.67	14/1841 (0.8%)	1.90	46/2500 (1.8%)
1	eL	1.73	14/1841 (0.8%)	1.98	45/2500 (1.8%)
1	eM	1.68	10/1841 (0.5%)	2.10	55/2500 (2.2%)
1	eN	1.60	7/1841 (0.4%)	1.96	40/2500 (1.6%)
1	eO	1.62	6/1841 (0.3%)	1.95	39/2500 (1.6%)
1	eP	1.63	10/1841 (0.5%)	2.02	40/2500 (1.6%)
1	eQ	1.60	15/1841 (0.8%)	2.00	56/2500 (2.2%)
1	eR	1.66	13/1841 (0.7%)	2.02	54/2500 (2.2%)
1	eS	1.62	14/1841 (0.8%)	2.02	40/2500 (1.6%)
1	eT	1.65	7/1841 (0.4%)	1.96	48/2500 (1.9%)
1	eU	1.62	9/1841 (0.5%)	2.07	45/2500 (1.8%)
1	eV	1.64	13/1841 (0.7%)	1.96	31/2500 (1.2%)
1	eW	1.57	5/1841 (0.3%)	2.06	45/2500 (1.8%)
1	eX	1.64	14/1841 (0.8%)	2.02	47/2500 (1.9%)
1	eY	1.60	9/1841 (0.5%)	2.02	43/2500 (1.7%)
1	eZ	1.66	11/1841 (0.6%)	2.00	45/2500 (1.8%)
1	ea	1.60	9/1841 (0.5%)	2.00	46/2500 (1.8%)
1	eb	1.64	10/1841 (0.5%)	2.06	50/2500 (2.0%)
1	ec	1.61	8/1841 (0.4%)	2.01	40/2500 (1.6%)
1	ed	1.61	3/1841 (0.2%)	2.01	48/2500 (1.9%)
1	ee	1.60	8/1841 (0.4%)	2.15	46/2500 (1.8%)
1	ef	1.64	9/1841 (0.5%)	2.06	34/2500 (1.4%)
1	eg	1.61	12/1841 (0.7%)	2.05	49/2500 (2.0%)
1	eh	1.60	10/1841 (0.5%)	1.98	43/2500 (1.7%)
1	ei	1.58	11/1841 (0.6%)	2.14	51/2500 (2.0%)
1	ej	1.61	8/1841 (0.4%)	2.01	43/2500 (1.7%)
1	ek	1.63	13/1841 (0.7%)	1.95	33/2500 (1.3%)



Mol	Chain	Bond lengths		Bond angles	
		RMSZ	# Z  >5	RMSZ	# Z  >5
1	el	1.63	7/1841 (0.4%)	2.04	46/2500 (1.8%)
1	em	1.69	20/1841 (1.1%)	1.99	44/2500 (1.8%)
1	en	1.61	3/1841 (0.2%)	2.02	46/2500 (1.8%)
1	eo	1.67	13/1841 (0.7%)	1.96	43/2500 (1.7%)
1	ep	1.64	8/1841 (0.4%)	1.99	50/2500 (2.0%)
1	eq	1.60	11/1841 (0.6%)	2.03	45/2500 (1.8%)
1	er	1.61	11/1841 (0.6%)	2.02	47/2500 (1.9%)
1	es	1.67	12/1841 (0.7%)	2.02	38/2500 (1.5%)
1	et	1.61	10/1841 (0.5%)	1.96	41/2500 (1.6%)
1	eu	1.66	14/1841 (0.8%)	2.04	40/2500 (1.6%)
1	ev	1.64	7/1841 (0.4%)	2.04	49/2500 (2.0%)
1	ew	1.61	13/1841 (0.7%)	2.00	41/2500 (1.6%)
1	ex	1.60	3/1841 (0.2%)	1.94	34/2500 (1.4%)
1	ey	1.66	11/1841 (0.6%)	2.06	48/2500 (1.9%)
1	ez	1.60	7/1841 (0.4%)	1.96	42/2500 (1.7%)
1	f	1.63	10/1841 (0.5%)	1.96	45/2500 (1.8%)
1	f0	1.64	14/1841 (0.8%)	1.90	36/2500 (1.4%)
1	f1	1.65	12/1841 (0.7%)	1.98	48/2500 (1.9%)
1	f2	1.61	6/1841 (0.3%)	1.93	32/2500 (1.3%)
1	f3	1.67	13/1841 (0.7%)	2.00	47/2500 (1.9%)
1	f4	1.68	15/1841 (0.8%)	1.97	41/2500 (1.6%)
1	f5	1.59	6/1841 (0.3%)	2.27	52/2500 (2.1%)
1	f6	1.69	16/1841 (0.9%)	1.91	33/2500 (1.3%)
1	f7	1.67	13/1841 (0.7%)	2.05	49/2500 (2.0%)
1	f8	1.65	12/1841 (0.7%)	1.98	51/2500 (2.0%)
1	f9	1.63	8/1841 (0.4%)	2.00	43/2500 (1.7%)
1	fA	1.62	8/1841 (0.4%)	1.93	40/2500 (1.6%)
1	fB	1.65	9/1841 (0.5%)	2.08	49/2500 (2.0%)
1	fC	1.67	8/1841 (0.4%)	2.09	42/2500 (1.7%)
1	fD	1.68	14/1841 (0.8%)	1.96	34/2500 (1.4%)
1	fE	1.67	12/1841 (0.7%)	1.92	37/2500 (1.5%)
1	fF	1.63	7/1841 (0.4%)	2.02	48/2500 (1.9%)
1	fG	1.64	11/1841 (0.6%)	2.04	43/2500 (1.7%)
1	fH	1.60	13/1841 (0.7%)	1.95	36/2500 (1.4%)
1	fI	1.68	16/1841 (0.9%)	2.08	52/2500 (2.1%)
1	fJ	1.62	13/1841 (0.7%)	1.97	46/2500 (1.8%)
1	fK	1.57	5/1841 (0.3%)	2.08	49/2500 (2.0%)
1	fL	1.62	10/1841 (0.5%)	1.97	39/2500 (1.6%)
1	fM	1.64	15/1841 (0.8%)	1.98	49/2500 (2.0%)
1	fN	1.64	7/1841 (0.4%)	1.97	45/2500 (1.8%)
1	fO	1.65	12/1841 (0.7%)	2.06	42/2500 (1.7%)
1	fP	1.58	5/1841 (0.3%)	2.09	53/2500 (2.1%)
1	fQ	1.56	8/1841 (0.4%)	2.07	48/2500 (1.9%)

Mol	Chain	Bond lengths		Bond angles	
		RMSZ	# Z  >5	RMSZ	# Z  >5
1	fR	1.65	7/1841 (0.4%)	2.00	55/2500 (2.2%)
1	fS	1.59	3/1841 (0.2%)	1.93	44/2500 (1.8%)
1	fT	1.63	16/1841 (0.9%)	1.99	42/2500 (1.7%)
1	fU	1.61	10/1841 (0.5%)	1.92	40/2500 (1.6%)
1	fV	1.62	10/1841 (0.5%)	2.06	39/2500 (1.6%)
1	fW	1.64	12/1841 (0.7%)	2.01	42/2500 (1.7%)
1	fX	1.60	10/1841 (0.5%)	2.00	43/2500 (1.7%)
1	fY	1.64	9/1841 (0.5%)	1.94	34/2500 (1.4%)
1	fZ	1.68	16/1841 (0.9%)	1.99	44/2500 (1.8%)
1	fa	1.62	11/1841 (0.6%)	2.02	52/2500 (2.1%)
1	fb	1.59	12/1841 (0.7%)	1.87	34/2500 (1.4%)
1	fc	1.66	7/1841 (0.4%)	2.03	41/2500 (1.6%)
1	fd	1.64	9/1841 (0.5%)	1.99	39/2500 (1.6%)
1	fe	1.65	13/1841 (0.7%)	1.97	47/2500 (1.9%)
1	ff	1.66	8/1841 (0.4%)	2.07	45/2500 (1.8%)
1	fg	1.61	7/1841 (0.4%)	2.01	52/2500 (2.1%)
1	fh	1.64	8/1841 (0.4%)	1.97	43/2500 (1.7%)
1	fi	1.58	8/1841 (0.4%)	1.99	52/2500 (2.1%)
1	fj	1.62	7/1841 (0.4%)	1.96	43/2500 (1.7%)
1	fk	1.59	7/1841 (0.4%)	2.10	40/2500 (1.6%)
1	fl	1.67	12/1841 (0.7%)	2.02	47/2500 (1.9%)
1	fm	1.65	10/1841 (0.5%)	2.11	42/2500 (1.7%)
1	fn	1.66	16/1841 (0.9%)	2.04	42/2500 (1.7%)
1	fo	1.64	9/1841 (0.5%)	2.12	46/2500 (1.8%)
1	fp	1.62	7/1841 (0.4%)	2.01	58/2500 (2.3%)
1	fq	1.61	8/1841 (0.4%)	2.07	53/2500 (2.1%)
1	fr	1.59	12/1841 (0.7%)	1.98	37/2500 (1.5%)
1	fs	1.66	16/1841 (0.9%)	1.98	41/2500 (1.6%)
1	ft	1.60	9/1841 (0.5%)	2.05	39/2500 (1.6%)
1	fu	1.63	15/1841 (0.8%)	2.01	35/2500 (1.4%)
1	fv	1.65	4/1841 (0.2%)	1.94	43/2500 (1.7%)
1	fw	1.60	4/1841 (0.2%)	2.05	43/2500 (1.7%)
1	fx	1.57	7/1841 (0.4%)	1.93	31/2500 (1.2%)
1	fy	1.62	15/1841 (0.8%)	2.03	44/2500 (1.8%)
1	fz	1.61	6/1841 (0.3%)	2.04	54/2500 (2.2%)
1	g	1.65	9/1841 (0.5%)	1.94	40/2500 (1.6%)
1	g0	1.64	8/1841 (0.4%)	1.96	40/2500 (1.6%)
1	g1	1.64	14/1841 (0.8%)	2.03	42/2500 (1.7%)
1	g2	1.65	11/1841 (0.6%)	2.01	46/2500 (1.8%)
1	g3	1.65	10/1841 (0.5%)	2.01	47/2500 (1.9%)
1	g4	1.63	12/1841 (0.7%)	2.00	44/2500 (1.8%)
1	g5	1.65	11/1841 (0.6%)	2.04	49/2500 (2.0%)
1	g6	1.65	8/1841 (0.4%)	1.93	30/2500 (1.2%)

Mol	Chain	Bond lengths		Bond angles	
		RMSZ	# Z  >5	RMSZ	# Z  >5
1	g7	1.71	13/1841 (0.7%)	2.05	40/2500 (1.6%)
1	g8	1.63	6/1841 (0.3%)	1.93	43/2500 (1.7%)
1	g9	1.65	11/1841 (0.6%)	2.04	55/2500 (2.2%)
1	gA	1.61	11/1841 (0.6%)	1.97	44/2500 (1.8%)
1	gB	1.61	2/1841 (0.1%)	2.07	44/2500 (1.8%)
1	gC	1.70	15/1841 (0.8%)	2.06	61/2500 (2.4%)
1	gD	1.63	8/1841 (0.4%)	2.07	50/2500 (2.0%)
1	gE	1.59	7/1841 (0.4%)	1.92	45/2500 (1.8%)
1	gF	1.65	7/1841 (0.4%)	2.01	40/2500 (1.6%)
1	gG	1.60	8/1841 (0.4%)	2.10	50/2500 (2.0%)
1	gH	1.69	13/1841 (0.7%)	1.96	44/2500 (1.8%)
1	gI	1.62	11/1841 (0.6%)	2.02	49/2500 (2.0%)
1	gJ	1.66	10/1841 (0.5%)	1.95	41/2500 (1.6%)
1	gK	1.66	13/1841 (0.7%)	1.98	41/2500 (1.6%)
1	gL	1.64	10/1841 (0.5%)	2.04	47/2500 (1.9%)
1	gM	1.65	8/1841 (0.4%)	2.01	49/2500 (2.0%)
1	gN	1.65	11/1841 (0.6%)	1.98	42/2500 (1.7%)
1	gO	1.66	11/1841 (0.6%)	2.01	43/2500 (1.7%)
1	gP	1.63	9/1841 (0.5%)	2.04	43/2500 (1.7%)
1	gQ	1.61	10/1841 (0.5%)	2.00	47/2500 (1.9%)
1	gR	1.55	5/1841 (0.3%)	1.98	46/2500 (1.8%)
1	gS	1.62	8/1841 (0.4%)	1.97	40/2500 (1.6%)
1	gT	1.64	16/1841 (0.9%)	2.04	44/2500 (1.8%)
1	gU	1.63	8/1841 (0.4%)	2.03	42/2500 (1.7%)
1	gV	1.67	9/1841 (0.5%)	2.02	41/2500 (1.6%)
1	gW	1.61	12/1841 (0.7%)	2.02	54/2500 (2.2%)
1	gX	1.64	13/1841 (0.7%)	2.09	48/2500 (1.9%)
1	gY	1.63	9/1841 (0.5%)	1.97	42/2500 (1.7%)
1	gZ	1.61	9/1841 (0.5%)	1.91	34/2500 (1.4%)
1	ga	1.59	8/1841 (0.4%)	2.06	49/2500 (2.0%)
1	gb	1.64	16/1841 (0.9%)	2.09	43/2500 (1.7%)
1	gc	1.66	10/1841 (0.5%)	1.91	34/2500 (1.4%)
1	gd	1.62	11/1841 (0.6%)	2.21	57/2500 (2.3%)
1	ge	1.58	4/1841 (0.2%)	2.02	38/2500 (1.5%)
1	gf	1.59	8/1841 (0.4%)	2.01	45/2500 (1.8%)
1	gg	1.68	17/1841 (0.9%)	2.08	55/2500 (2.2%)
1	gh	1.67	13/1841 (0.7%)	2.04	48/2500 (1.9%)
1	gi	1.62	13/1841 (0.7%)	2.14	60/2500 (2.4%)
1	gj	1.66	11/1841 (0.6%)	2.05	49/2500 (2.0%)
1	gk	1.60	8/1841 (0.4%)	2.04	49/2500 (2.0%)
1	gl	1.65	11/1841 (0.6%)	1.95	38/2500 (1.5%)
1	gm	1.62	7/1841 (0.4%)	2.02	46/2500 (1.8%)
1	gn	1.62	7/1841 (0.4%)	2.14	50/2500 (2.0%)

Mol	Chain	Bond lengths		Bond angles	
		RMSZ	# Z  >5	RMSZ	# Z  >5
1	go	1.61	10/1841 (0.5%)	2.09	41/2500 (1.6%)
1	gp	1.68	17/1841 (0.9%)	1.92	46/2500 (1.8%)
1	gq	1.61	6/1841 (0.3%)	1.97	46/2500 (1.8%)
1	gr	1.61	11/1841 (0.6%)	1.99	48/2500 (1.9%)
1	gs	1.62	7/1841 (0.4%)	2.13	45/2500 (1.8%)
1	gt	1.67	13/1841 (0.7%)	2.05	47/2500 (1.9%)
1	gu	1.62	5/1841 (0.3%)	2.02	44/2500 (1.8%)
1	gv	1.61	8/1841 (0.4%)	2.02	42/2500 (1.7%)
1	gw	1.62	13/1841 (0.7%)	2.00	39/2500 (1.6%)
1	gx	1.64	12/1841 (0.7%)	1.97	46/2500 (1.8%)
1	gy	1.61	12/1841 (0.7%)	2.00	43/2500 (1.7%)
1	gz	1.66	15/1841 (0.8%)	2.07	45/2500 (1.8%)
1	h	1.63	11/1841 (0.6%)	1.96	35/2500 (1.4%)
1	h0	1.61	10/1841 (0.5%)	1.95	50/2500 (2.0%)
1	h1	1.61	10/1841 (0.5%)	1.99	45/2500 (1.8%)
1	h2	1.63	9/1841 (0.5%)	2.01	46/2500 (1.8%)
1	h3	1.62	11/1841 (0.6%)	2.00	58/2500 (2.3%)
1	h4	1.65	12/1841 (0.7%)	1.93	33/2500 (1.3%)
1	h5	1.66	9/1841 (0.5%)	1.97	43/2500 (1.7%)
1	h6	1.59	5/1841 (0.3%)	1.92	43/2500 (1.7%)
1	h7	1.64	10/1841 (0.5%)	2.02	51/2500 (2.0%)
1	h8	1.59	9/1841 (0.5%)	1.95	41/2500 (1.6%)
1	h9	1.67	13/1841 (0.7%)	1.99	48/2500 (1.9%)
1	hA	1.60	13/1841 (0.7%)	2.07	44/2500 (1.8%)
1	hB	1.63	10/1841 (0.5%)	1.93	36/2500 (1.4%)
1	hC	1.65	8/1841 (0.4%)	1.99	44/2500 (1.8%)
1	hD	1.66	12/1841 (0.7%)	2.11	48/2500 (1.9%)
1	hE	1.62	6/1841 (0.3%)	1.97	35/2500 (1.4%)
1	hF	1.65	13/1841 (0.7%)	2.03	43/2500 (1.7%)
1	hG	1.65	12/1841 (0.7%)	2.02	49/2500 (2.0%)
1	hH	1.57	6/1841 (0.3%)	2.04	43/2500 (1.7%)
1	hI	1.63	9/1841 (0.5%)	1.96	43/2500 (1.7%)
1	hJ	1.67	18/1841 (1.0%)	2.02	46/2500 (1.8%)
1	hK	1.64	10/1841 (0.5%)	2.08	47/2500 (1.9%)
1	hL	1.63	11/1841 (0.6%)	1.94	44/2500 (1.8%)
1	hM	1.62	5/1841 (0.3%)	2.22	46/2500 (1.8%)
1	hN	1.64	14/1841 (0.8%)	2.02	42/2500 (1.7%)
1	hO	1.62	10/1841 (0.5%)	1.97	38/2500 (1.5%)
1	hP	1.60	9/1841 (0.5%)	1.94	41/2500 (1.6%)
1	hQ	1.63	12/1841 (0.7%)	2.11	57/2500 (2.3%)
1	hR	1.73	22/1841 (1.2%)	1.91	45/2500 (1.8%)
1	hS	1.63	8/1841 (0.4%)	1.93	45/2500 (1.8%)
1	hT	1.61	9/1841 (0.5%)	1.95	45/2500 (1.8%)

Mol	Chain	Bond lengths		Bond angles	
		RMSZ	# Z  >5	RMSZ	# Z  >5
1	hU	1.63	13/1841 (0.7%)	1.96	40/2500 (1.6%)
1	hV	1.58	13/1841 (0.7%)	2.00	52/2500 (2.1%)
1	hW	1.64	9/1841 (0.5%)	2.02	49/2500 (2.0%)
1	hX	1.60	12/1841 (0.7%)	2.06	43/2500 (1.7%)
1	hY	1.61	10/1841 (0.5%)	2.04	42/2500 (1.7%)
1	hZ	1.62	9/1841 (0.5%)	2.07	50/2500 (2.0%)
1	ha	1.64	4/1841 (0.2%)	1.94	45/2500 (1.8%)
1	hb	1.66	14/1841 (0.8%)	1.93	44/2500 (1.8%)
1	hc	1.62	11/1841 (0.6%)	2.03	49/2500 (2.0%)
1	hd	1.62	9/1841 (0.5%)	1.97	44/2500 (1.8%)
1	he	1.60	13/1841 (0.7%)	1.96	41/2500 (1.6%)
1	hf	1.66	16/1841 (0.9%)	2.04	57/2500 (2.3%)
1	hg	1.62	11/1841 (0.6%)	2.10	54/2500 (2.2%)
1	hh	1.69	13/1841 (0.7%)	1.95	37/2500 (1.5%)
1	hi	1.66	11/1841 (0.6%)	2.07	54/2500 (2.2%)
1	hj	1.61	6/1841 (0.3%)	1.96	46/2500 (1.8%)
1	hk	1.65	12/1841 (0.7%)	1.98	41/2500 (1.6%)
1	hl	1.67	10/1841 (0.5%)	2.03	42/2500 (1.7%)
1	hm	1.63	11/1841 (0.6%)	2.08	44/2500 (1.8%)
1	hn	1.60	12/1841 (0.7%)	2.02	39/2500 (1.6%)
1	ho	1.61	9/1841 (0.5%)	2.05	40/2500 (1.6%)
1	hp	1.63	14/1841 (0.8%)	2.07	50/2500 (2.0%)
1	hq	1.64	11/1841 (0.6%)	2.02	42/2500 (1.7%)
1	hr	1.63	4/1841 (0.2%)	2.05	56/2500 (2.2%)
1	hs	1.68	12/1841 (0.7%)	2.08	50/2500 (2.0%)
1	ht	1.59	10/1841 (0.5%)	1.94	38/2500 (1.5%)
1	hu	1.65	12/1841 (0.7%)	2.05	44/2500 (1.8%)
1	hv	1.65	10/1841 (0.5%)	1.97	46/2500 (1.8%)
1	hw	1.57	6/1841 (0.3%)	2.11	47/2500 (1.9%)
1	hx	1.61	8/1841 (0.4%)	1.99	40/2500 (1.6%)
1	hy	1.61	7/1841 (0.4%)	2.06	52/2500 (2.1%)
1	hz	1.62	12/1841 (0.7%)	2.04	51/2500 (2.0%)
1	i	1.66	12/1841 (0.7%)	1.97	37/2500 (1.5%)
1	i0	1.67	13/1841 (0.7%)	2.09	37/2500 (1.5%)
1	i1	1.59	11/1841 (0.6%)	1.99	52/2500 (2.1%)
1	i2	1.64	7/1841 (0.4%)	1.96	42/2500 (1.7%)
1	i3	1.65	8/1841 (0.4%)	1.94	33/2500 (1.3%)
1	i4	1.65	15/1841 (0.8%)	1.95	46/2500 (1.8%)
1	i5	1.66	16/1841 (0.9%)	1.99	48/2500 (1.9%)
1	i6	1.64	12/1841 (0.7%)	2.08	46/2500 (1.8%)
1	i7	1.61	7/1841 (0.4%)	2.04	50/2500 (2.0%)
1	i8	1.61	7/1841 (0.4%)	2.00	42/2500 (1.7%)
1	i9	1.64	13/1841 (0.7%)	2.07	58/2500 (2.3%)

Mol	Chain	Bond lengths		Bond angles	
		RMSZ	# Z  >5	RMSZ	# Z  >5
1	iA	1.63	8/1841 (0.4%)	2.03	50/2500 (2.0%)
1	iB	1.60	10/1841 (0.5%)	1.97	40/2500 (1.6%)
1	iC	1.58	6/1841 (0.3%)	2.02	48/2500 (1.9%)
1	iD	1.60	11/1841 (0.6%)	1.97	39/2500 (1.6%)
1	iE	1.64	13/1841 (0.7%)	1.97	45/2500 (1.8%)
1	iF	1.67	14/1841 (0.8%)	1.99	48/2500 (1.9%)
1	iG	1.63	12/1841 (0.7%)	2.03	55/2500 (2.2%)
1	iH	1.68	14/1841 (0.8%)	2.10	48/2500 (1.9%)
1	iI	1.64	13/1841 (0.7%)	1.98	45/2500 (1.8%)
1	iJ	1.62	9/1841 (0.5%)	1.98	46/2500 (1.8%)
1	iK	1.63	11/1841 (0.6%)	2.04	48/2500 (1.9%)
1	iL	1.64	12/1841 (0.7%)	2.02	48/2500 (1.9%)
1	iM	1.65	11/1841 (0.6%)	2.16	46/2500 (1.8%)
1	iN	1.62	8/1841 (0.4%)	2.06	57/2500 (2.3%)
1	iO	1.63	8/1841 (0.4%)	2.05	44/2500 (1.8%)
1	iP	1.68	14/1841 (0.8%)	1.95	38/2500 (1.5%)
1	iQ	1.62	13/1841 (0.7%)	2.02	46/2500 (1.8%)
1	iR	1.59	13/1841 (0.7%)	2.11	53/2500 (2.1%)
1	iS	1.65	10/1841 (0.5%)	1.98	45/2500 (1.8%)
1	iT	1.68	12/1841 (0.7%)	2.08	55/2500 (2.2%)
1	iU	1.58	11/1841 (0.6%)	2.03	37/2500 (1.5%)
1	iV	1.63	10/1841 (0.5%)	1.92	42/2500 (1.7%)
1	iW	1.61	9/1841 (0.5%)	2.05	45/2500 (1.8%)
1	iX	1.65	13/1841 (0.7%)	2.00	45/2500 (1.8%)
1	iY	1.58	6/1841 (0.3%)	1.94	45/2500 (1.8%)
1	iZ	1.63	10/1841 (0.5%)	1.93	46/2500 (1.8%)
1	ia	1.60	9/1841 (0.5%)	2.09	49/2500 (2.0%)
1	ib	1.60	13/1841 (0.7%)	1.97	41/2500 (1.6%)
1	ic	1.63	16/1841 (0.9%)	2.02	49/2500 (2.0%)
1	id	1.60	8/1841 (0.4%)	1.94	43/2500 (1.7%)
1	ie	1.64	9/1841 (0.5%)	2.04	49/2500 (2.0%)
1	if	1.61	7/1841 (0.4%)	2.03	46/2500 (1.8%)
1	ig	1.66	14/1841 (0.8%)	2.11	43/2500 (1.7%)
1	ih	1.64	14/1841 (0.8%)	2.00	42/2500 (1.7%)
1	ii	1.63	9/1841 (0.5%)	2.00	49/2500 (2.0%)
1	ij	1.65	8/1841 (0.4%)	2.00	48/2500 (1.9%)
1	ik	1.66	14/1841 (0.8%)	1.96	48/2500 (1.9%)
1	il	1.59	6/1841 (0.3%)	2.04	54/2500 (2.2%)
1	im	1.64	12/1841 (0.7%)	2.02	43/2500 (1.7%)
1	in	1.63	8/1841 (0.4%)	1.97	49/2500 (2.0%)
1	io	1.68	13/1841 (0.7%)	2.11	59/2500 (2.4%)
1	ip	1.62	10/1841 (0.5%)	1.95	44/2500 (1.8%)
1	iq	1.66	9/1841 (0.5%)	1.89	44/2500 (1.8%)

Mol	Chain	Bond lengths		Bond angles	
		RMSZ	# Z  >5	RMSZ	# Z  >5
1	ir	1.61	9/1841 (0.5%)	1.95	42/2500 (1.7%)
1	is	1.57	7/1841 (0.4%)	1.93	41/2500 (1.6%)
1	it	1.69	14/1841 (0.8%)	2.15	51/2500 (2.0%)
1	iu	1.65	8/1841 (0.4%)	2.06	47/2500 (1.9%)
1	iv	1.62	11/1841 (0.6%)	2.00	50/2500 (2.0%)
1	iw	1.59	10/1841 (0.5%)	1.98	44/2500 (1.8%)
1	ix	1.63	12/1841 (0.7%)	2.03	47/2500 (1.9%)
1	iy	1.58	8/1841 (0.4%)	2.02	39/2500 (1.6%)
1	iz	1.62	11/1841 (0.6%)	2.12	54/2500 (2.2%)
1	j	1.63	7/1841 (0.4%)	2.02	34/2500 (1.4%)
1	j0	1.65	11/1841 (0.6%)	2.11	46/2500 (1.8%)
1	j1	1.68	15/1841 (0.8%)	2.09	59/2500 (2.4%)
1	j2	1.65	7/1841 (0.4%)	2.10	35/2500 (1.4%)
1	j3	1.63	4/1841 (0.2%)	1.94	38/2500 (1.5%)
1	j4	1.61	5/1841 (0.3%)	2.06	49/2500 (2.0%)
1	j5	1.61	12/1841 (0.7%)	1.98	42/2500 (1.7%)
1	j6	1.64	10/1841 (0.5%)	1.90	37/2500 (1.5%)
1	j7	1.65	13/1841 (0.7%)	2.03	51/2500 (2.0%)
1	j8	1.66	11/1841 (0.6%)	2.01	41/2500 (1.6%)
1	j9	1.63	12/1841 (0.7%)	1.96	49/2500 (2.0%)
1	jA	1.69	14/1841 (0.8%)	1.98	37/2500 (1.5%)
1	jB	1.69	21/1841 (1.1%)	2.06	42/2500 (1.7%)
1	jC	1.64	14/1841 (0.8%)	2.03	46/2500 (1.8%)
1	jD	1.65	13/1841 (0.7%)	2.02	42/2500 (1.7%)
1	jE	1.63	10/1841 (0.5%)	2.09	36/2500 (1.4%)
1	jF	1.70	13/1841 (0.7%)	2.03	44/2500 (1.8%)
1	jG	1.60	9/1841 (0.5%)	1.97	45/2500 (1.8%)
1	jH	1.64	8/1841 (0.4%)	1.94	33/2500 (1.3%)
1	jI	1.61	8/1841 (0.4%)	2.07	49/2500 (2.0%)
1	jJ	1.62	6/1841 (0.3%)	2.05	38/2500 (1.5%)
1	jK	1.58	6/1841 (0.3%)	1.97	45/2500 (1.8%)
1	jL	1.63	8/1841 (0.4%)	2.00	38/2500 (1.5%)
1	jM	1.64	15/1841 (0.8%)	1.97	39/2500 (1.6%)
1	jN	1.65	12/1841 (0.7%)	2.04	47/2500 (1.9%)
1	jO	1.60	11/1841 (0.6%)	2.08	51/2500 (2.0%)
1	jP	1.61	12/1841 (0.7%)	2.04	52/2500 (2.1%)
1	jQ	1.64	15/1841 (0.8%)	1.98	46/2500 (1.8%)
1	jR	1.67	10/1841 (0.5%)	2.04	56/2500 (2.2%)
1	jS	1.62	9/1841 (0.5%)	1.97	37/2500 (1.5%)
1	jT	1.59	10/1841 (0.5%)	2.04	47/2500 (1.9%)
1	jU	1.61	7/1841 (0.4%)	2.14	62/2500 (2.5%)
1	jV	1.62	8/1841 (0.4%)	2.01	47/2500 (1.9%)
1	jW	1.66	13/1841 (0.7%)	1.97	40/2500 (1.6%)

Mol	Chain	Bond lengths		Bond angles	
		RMSZ	# Z  >5	RMSZ	# Z  >5
1	jX	1.59	7/1841 (0.4%)	2.01	50/2500 (2.0%)
1	jY	1.61	6/1841 (0.3%)	2.00	43/2500 (1.7%)
1	jZ	1.69	14/1841 (0.8%)	2.01	49/2500 (2.0%)
1	ja	1.67	14/1841 (0.8%)	1.95	35/2500 (1.4%)
1	jb	1.70	12/1841 (0.7%)	1.99	49/2500 (2.0%)
1	jc	1.64	13/1841 (0.7%)	1.99	36/2500 (1.4%)
1	jd	1.65	11/1841 (0.6%)	2.02	36/2500 (1.4%)
1	je	1.64	14/1841 (0.8%)	1.98	59/2500 (2.4%)
1	jf	1.66	13/1841 (0.7%)	2.06	38/2500 (1.5%)
1	jg	1.64	11/1841 (0.6%)	1.96	46/2500 (1.8%)
1	jh	1.65	12/1841 (0.7%)	1.97	39/2500 (1.6%)
1	ji	1.73	19/1841 (1.0%)	1.98	36/2500 (1.4%)
1	jj	1.66	10/1841 (0.5%)	2.03	56/2500 (2.2%)
1	jk	1.62	6/1841 (0.3%)	2.10	45/2500 (1.8%)
1	jl	1.63	9/1841 (0.5%)	2.00	47/2500 (1.9%)
1	jm	1.64	13/1841 (0.7%)	2.00	37/2500 (1.5%)
1	jn	1.62	10/1841 (0.5%)	1.97	44/2500 (1.8%)
1	jo	1.62	12/1841 (0.7%)	2.02	42/2500 (1.7%)
1	jp	1.58	9/1841 (0.5%)	1.94	43/2500 (1.7%)
1	jq	1.61	7/1841 (0.4%)	1.99	43/2500 (1.7%)
1	jr	1.65	7/1841 (0.4%)	2.08	50/2500 (2.0%)
1	js	1.68	15/1841 (0.8%)	2.11	46/2500 (1.8%)
1	jt	1.65	14/1841 (0.8%)	2.01	48/2500 (1.9%)
1	ju	1.61	12/1841 (0.7%)	1.94	38/2500 (1.5%)
1	jv	1.65	13/1841 (0.7%)	1.98	41/2500 (1.6%)
1	jw	1.63	8/1841 (0.4%)	1.93	41/2500 (1.6%)
1	jx	1.68	14/1841 (0.8%)	2.02	44/2500 (1.8%)
1	jy	1.64	11/1841 (0.6%)	2.02	46/2500 (1.8%)
1	jz	1.67	12/1841 (0.7%)	2.02	40/2500 (1.6%)
1	k	1.65	10/1841 (0.5%)	1.97	47/2500 (1.9%)
1	k0	1.61	13/1841 (0.7%)	1.96	42/2500 (1.7%)
1	k1	1.60	8/1841 (0.4%)	2.12	56/2500 (2.2%)
1	k2	1.62	7/1841 (0.4%)	2.05	49/2500 (2.0%)
1	k3	1.69	17/1841 (0.9%)	2.02	44/2500 (1.8%)
1	k4	1.65	9/1841 (0.5%)	2.07	44/2500 (1.8%)
1	k5	1.63	11/1841 (0.6%)	2.01	44/2500 (1.8%)
1	k6	1.59	7/1841 (0.4%)	2.05	48/2500 (1.9%)
1	k7	1.65	12/1841 (0.7%)	2.00	50/2500 (2.0%)
1	k8	1.62	6/1841 (0.3%)	1.98	51/2500 (2.0%)
1	k9	1.67	9/1841 (0.5%)	1.97	40/2500 (1.6%)
1	kA	1.64	10/1841 (0.5%)	2.02	50/2500 (2.0%)
1	kB	1.62	10/1841 (0.5%)	1.97	44/2500 (1.8%)
1	kC	1.65	16/1841 (0.9%)	1.92	39/2500 (1.6%)



Mol	Chain	Bond lengths		Bond angles	
		RMSZ	# Z  >5	RMSZ	# Z  >5
1	kD	1.61	15/1841 (0.8%)	2.04	44/2500 (1.8%)
1	kE	1.65	12/1841 (0.7%)	1.96	45/2500 (1.8%)
1	kF	1.62	9/1841 (0.5%)	2.11	49/2500 (2.0%)
1	kG	1.61	7/1841 (0.4%)	2.01	43/2500 (1.7%)
1	kH	1.66	11/1841 (0.6%)	1.93	42/2500 (1.7%)
1	kI	1.60	5/1841 (0.3%)	2.00	49/2500 (2.0%)
1	kJ	1.67	18/1841 (1.0%)	1.93	38/2500 (1.5%)
1	kK	1.59	7/1841 (0.4%)	1.91	38/2500 (1.5%)
1	kL	1.66	11/1841 (0.6%)	1.96	52/2500 (2.1%)
1	kM	1.60	10/1841 (0.5%)	1.96	35/2500 (1.4%)
1	kN	1.62	10/1841 (0.5%)	2.00	45/2500 (1.8%)
1	kO	1.61	9/1841 (0.5%)	1.95	40/2500 (1.6%)
1	kP	1.62	7/1841 (0.4%)	2.00	41/2500 (1.6%)
1	kQ	1.65	14/1841 (0.8%)	1.95	39/2500 (1.6%)
1	kR	1.65	7/1841 (0.4%)	1.98	40/2500 (1.6%)
1	kS	1.64	11/1841 (0.6%)	2.00	45/2500 (1.8%)
1	kT	1.56	12/1841 (0.7%)	2.01	47/2500 (1.9%)
1	kU	1.66	14/1841 (0.8%)	1.90	39/2500 (1.6%)
1	kV	1.65	11/1841 (0.6%)	2.10	46/2500 (1.8%)
1	kW	1.67	18/1841 (1.0%)	2.09	41/2500 (1.6%)
1	kX	1.64	13/1841 (0.7%)	1.99	51/2500 (2.0%)
1	kY	1.61	7/1841 (0.4%)	1.99	35/2500 (1.4%)
1	kZ	1.64	13/1841 (0.7%)	1.98	47/2500 (1.9%)
1	ka	1.64	9/1841 (0.5%)	1.98	49/2500 (2.0%)
1	kb	1.63	9/1841 (0.5%)	2.15	55/2500 (2.2%)
1	kc	1.62	9/1841 (0.5%)	1.97	46/2500 (1.8%)
1	kd	1.64	7/1841 (0.4%)	2.08	48/2500 (1.9%)
1	ke	1.58	5/1841 (0.3%)	2.05	41/2500 (1.6%)
1	kf	1.62	8/1841 (0.4%)	2.10	46/2500 (1.8%)
1	kg	1.64	12/1841 (0.7%)	2.05	54/2500 (2.2%)
1	kh	1.65	11/1841 (0.6%)	2.03	47/2500 (1.9%)
1	ki	1.61	8/1841 (0.4%)	2.04	51/2500 (2.0%)
1	kj	1.63	6/1841 (0.3%)	2.00	44/2500 (1.8%)
1	kk	1.64	11/1841 (0.6%)	2.05	46/2500 (1.8%)
1	kl	1.65	12/1841 (0.7%)	2.01	37/2500 (1.5%)
1	km	1.60	6/1841 (0.3%)	2.05	46/2500 (1.8%)
1	kn	1.62	12/1841 (0.7%)	2.06	46/2500 (1.8%)
1	ko	1.61	10/1841 (0.5%)	1.96	37/2500 (1.5%)
1	kp	1.65	12/1841 (0.7%)	1.93	42/2500 (1.7%)
1	kq	1.62	11/1841 (0.6%)	1.97	36/2500 (1.4%)
1	kr	1.69	11/1841 (0.6%)	2.17	63/2500 (2.5%)
1	ks	1.67	12/1841 (0.7%)	1.96	35/2500 (1.4%)
1	kt	1.68	12/1841 (0.7%)	1.95	52/2500 (2.1%)

Mol	Chain	Bond lengths		Bond angles	
		RMSZ	# Z  >5	RMSZ	# Z  >5
1	ku	1.60	9/1841 (0.5%)	2.03	42/2500 (1.7%)
1	1.66	13/1841 (0.7%)	2.11	55/2500 (2.2%)	
1	kw	1.58	10/1841 (0.5%)	1.96	42/2500 (1.7%)
1	kx	1.63	10/1841 (0.5%)	1.95	45/2500 (1.8%)
1	ky	1.64	14/1841 (0.8%)	1.98	46/2500 (1.8%)
1	kz	1.62	15/1841 (0.8%)	2.05	43/2500 (1.7%)
1	l	1.67	8/1841 (0.4%)	2.16	41/2500 (1.6%)
1	l0	1.69	19/1841 (1.0%)	2.21	53/2500 (2.1%)
1	l1	1.61	7/1841 (0.4%)	1.97	41/2500 (1.6%)
1	l2	1.61	7/1841 (0.4%)	1.89	34/2500 (1.4%)
1	l3	1.68	12/1841 (0.7%)	1.96	41/2500 (1.6%)
1	l4	1.64	11/1841 (0.6%)	2.07	50/2500 (2.0%)
1	l5	1.55	3/1841 (0.2%)	2.00	40/2500 (1.6%)
1	l6	1.57	6/1841 (0.3%)	1.98	46/2500 (1.8%)
1	l7	1.61	4/1841 (0.2%)	2.22	51/2500 (2.0%)
1	l8	1.58	3/1841 (0.2%)	1.94	36/2500 (1.4%)
1	l9	1.66	13/1841 (0.7%)	2.04	45/2500 (1.8%)
1	lA	1.64	9/1841 (0.5%)	2.14	57/2500 (2.3%)
1	lB	1.64	11/1841 (0.6%)	2.18	45/2500 (1.8%)
1	lC	1.63	10/1841 (0.5%)	2.00	50/2500 (2.0%)
1	lD	1.56	6/1841 (0.3%)	2.05	46/2500 (1.8%)
1	lE	1.62	10/1841 (0.5%)	2.13	44/2500 (1.8%)
1	lF	1.68	11/1841 (0.6%)	2.02	48/2500 (1.9%)
1	lG	1.66	7/1841 (0.4%)	1.88	32/2500 (1.3%)
1	lH	1.65	9/1841 (0.5%)	2.00	45/2500 (1.8%)
1	lI	1.66	9/1841 (0.5%)	2.10	55/2500 (2.2%)
1	lJ	1.66	12/1841 (0.7%)	2.06	41/2500 (1.6%)
1	lK	1.67	10/1841 (0.5%)	1.97	45/2500 (1.8%)
1	lL	1.65	10/1841 (0.5%)	2.04	43/2500 (1.7%)
1	lM	1.62	10/1841 (0.5%)	2.08	51/2500 (2.0%)
1	lN	1.61	9/1841 (0.5%)	1.98	40/2500 (1.6%)
1	lO	1.60	6/1841 (0.3%)	2.03	53/2500 (2.1%)
1	lP	1.66	14/1841 (0.8%)	1.90	40/2500 (1.6%)
1	lQ	1.68	17/1841 (0.9%)	2.08	45/2500 (1.8%)
1	lR	1.64	13/1841 (0.7%)	2.03	48/2500 (1.9%)
1	la	1.61	4/1841 (0.2%)	1.89	40/2500 (1.6%)
1	lb	1.64	7/1841 (0.4%)	2.01	50/2500 (2.0%)
1	lc	1.66	15/1841 (0.8%)	1.97	41/2500 (1.6%)
1	ld	1.60	4/1841 (0.2%)	2.12	45/2500 (1.8%)
1	le	1.62	13/1841 (0.7%)	1.93	39/2500 (1.6%)
1	lf	1.68	17/1841 (0.9%)	2.00	39/2500 (1.6%)
1	lg	1.70	20/1841 (1.1%)	1.92	43/2500 (1.7%)
1	lh	1.66	17/1841 (0.9%)	2.03	48/2500 (1.9%)

Mol	Chain	Bond lengths		Bond angles	
		RMSZ	# Z  >5	RMSZ	# Z  >5
1	li	1.58	7/1841 (0.4%)	1.95	42/2500 (1.7%)
1	lj	1.63	7/1841 (0.4%)	1.99	43/2500 (1.7%)
1	lk	1.63	15/1841 (0.8%)	2.05	46/2500 (1.8%)
1	ll	1.60	3/1841 (0.2%)	2.03	51/2500 (2.0%)
1	lm	1.55	5/1841 (0.3%)	2.03	47/2500 (1.9%)
1	ln	1.57	10/1841 (0.5%)	2.04	47/2500 (1.9%)
1	lo	1.59	6/1841 (0.3%)	2.03	41/2500 (1.6%)
1	lp	1.62	7/1841 (0.4%)	1.94	43/2500 (1.7%)
1	lq	1.61	10/1841 (0.5%)	2.01	37/2500 (1.5%)
1	lr	1.65	9/1841 (0.5%)	1.98	44/2500 (1.8%)
1	ls	1.67	12/1841 (0.7%)	1.98	46/2500 (1.8%)
1	lt	1.61	5/1841 (0.3%)	2.02	39/2500 (1.6%)
1	lu	1.69	13/1841 (0.7%)	1.96	43/2500 (1.7%)
1	lv	1.65	10/1841 (0.5%)	1.97	47/2500 (1.9%)
1	lw	1.63	19/1841 (1.0%)	2.06	48/2500 (1.9%)
1	lx	1.61	8/1841 (0.4%)	1.89	34/2500 (1.4%)
1	ly	1.64	6/1841 (0.3%)	1.96	40/2500 (1.6%)
1	lz	1.61	11/1841 (0.6%)	2.02	45/2500 (1.8%)
1	m	1.63	6/1841 (0.3%)	1.98	49/2500 (2.0%)
1	n	1.58	6/1841 (0.3%)	2.03	44/2500 (1.8%)
1	o	1.65	7/1841 (0.4%)	1.98	49/2500 (2.0%)
1	p	1.64	12/1841 (0.7%)	2.01	47/2500 (1.9%)
1	q	1.62	10/1841 (0.5%)	1.93	39/2500 (1.6%)
1	r	1.66	12/1841 (0.7%)	1.96	42/2500 (1.7%)
1	s	1.64	10/1841 (0.5%)	1.94	36/2500 (1.4%)
1	t	1.63	11/1841 (0.6%)	2.00	45/2500 (1.8%)
1	u	1.65	10/1841 (0.5%)	2.15	52/2500 (2.1%)
1	v	1.61	9/1841 (0.5%)	1.99	45/2500 (1.8%)
1	w	1.63	8/1841 (0.4%)	1.96	46/2500 (1.8%)
1	x	1.60	12/1841 (0.7%)	2.01	44/2500 (1.8%)
1	y	1.65	10/1841 (0.5%)	2.06	41/2500 (1.6%)
1	z	1.63	11/1841 (0.6%)	2.11	51/2500 (2.0%)
All	All	1.63	14053/2496396 (0.6%)	2.01	60301/3390000 (1.8%)

Chiral center outliers are detected by calculating the chiral volume of a chiral center and verifying if the center is modelled as a planar moiety or with the opposite hand. A planarity outlier is detected by checking planarity of atoms in a peptide group, atoms in a mainchain group or atoms of a sidechain that are expected to be planar.

Mol	Chain	#Chirality outliers	#Planarity outliers
1	0	0	5
1	1	0	2

*Continued on next page...*

*Continued from previous page...*

Mol	Chain	#Chirality outliers	#Planarity outliers
1	10	0	3
1	11	0	4
1	12	0	7
1	13	0	8
1	14	0	11
1	15	0	5
1	16	0	4
1	17	0	6
1	18	0	3
1	19	0	3
1	1A	0	4
1	1B	0	6
1	1C	0	5
1	1D	0	5
1	1E	0	3
1	1F	0	8
1	1G	0	5
1	1H	0	6
1	1I	0	4
1	1J	0	4
1	1K	0	9
1	1L	0	3
1	1M	0	9
1	1N	0	4
1	1O	0	2
1	1P	0	5
1	1Q	0	4
1	1R	0	6
1	1S	0	8
1	1T	0	9
1	1U	0	4
1	1V	0	7
1	1W	0	7
1	1X	0	7
1	1Y	0	4
1	1Z	0	2
1	1a	0	3
1	1b	0	6
1	1c	0	6
1	1d	0	6
1	1e	0	3
1	1f	0	4

*Continued on next page...*

*Continued from previous page...*

Mol	Chain	#Chirality outliers	#Planarity outliers
1	1g	0	5
1	1h	0	10
1	1i	0	6
1	1j	0	5
1	1k	0	3
1	1l	0	5
1	1m	0	7
1	1n	0	2
1	1o	0	12
1	1p	0	1
1	1q	0	6
1	1r	0	8
1	1s	0	3
1	1t	0	4
1	1u	0	2
1	1v	0	4
1	1w	0	7
1	1x	0	5
1	1y	0	7
1	1z	0	6
1	2	0	3
1	20	0	4
1	21	0	8
1	22	0	6
1	23	0	8
1	24	0	5
1	25	0	4
1	26	0	9
1	27	0	1
1	28	0	6
1	29	0	7
1	2A	0	6
1	2B	0	5
1	2C	0	5
1	2D	0	10
1	2E	0	6
1	2F	0	4
1	2G	0	10
1	2H	0	5
1	2I	0	6
1	2J	0	6
1	2K	0	3

*Continued on next page...*

*Continued from previous page...*

Mol	Chain	#Chirality outliers	#Planarity outliers
1	2L	0	3
1	2M	0	4
1	2N	0	8
1	2O	0	2
1	2P	0	3
1	2Q	0	7
1	2R	0	5
1	2S	0	3
1	2T	0	7
1	2U	0	11
1	2V	0	4
1	2W	0	7
1	2X	0	2
1	2Y	0	4
1	2Z	0	6
1	2a	0	4
1	2b	0	3
1	2c	0	5
1	2d	0	8
1	2e	0	3
1	2f	0	6
1	2g	0	7
1	2h	0	9
1	2i	0	4
1	2j	0	7
1	2k	0	3
1	2l	0	8
1	2m	0	6
1	2n	0	5
1	2o	0	9
1	2p	0	6
1	2q	0	8
1	2r	0	5
1	2s	0	6
1	2t	0	8
1	2u	0	2
1	2v	0	7
1	2w	0	3
1	2x	0	3
1	2y	0	5
1	2z	0	8
1	3	0	5

*Continued on next page...*

*Continued from previous page...*

Mol	Chain	#Chirality outliers	#Planarity outliers
1	30	0	3
1	31	0	4
1	32	0	4
1	33	0	5
1	34	0	4
1	35	0	10
1	36	0	2
1	37	0	7
1	38	0	8
1	39	0	3
1	3A	0	4
1	3B	0	9
1	3C	0	1
1	3D	0	5
1	3E	0	2
1	3F	0	4
1	3G	0	5
1	3H	0	5
1	3I	0	4
1	3J	0	3
1	3K	0	1
1	3L	0	5
1	3M	0	6
1	3N	0	7
1	3O	0	6
1	3P	0	5
1	3Q	0	8
1	3R	0	5
1	3S	0	9
1	3T	0	8
1	3U	0	8
1	3V	0	4
1	3W	0	9
1	3X	0	6
1	3Y	0	6
1	3Z	0	7
1	3a	0	8
1	3b	0	7
1	3c	0	5
1	3d	0	10
1	3e	0	7
1	3f	0	3

*Continued on next page...*

*Continued from previous page...*

Mol	Chain	#Chirality outliers	#Planarity outliers
1	3g	0	4
1	3h	0	5
1	3i	0	7
1	3j	0	3
1	3k	0	7
1	3l	0	6
1	3m	0	5
1	3n	0	4
1	3o	0	4
1	3p	0	7
1	3q	0	5
1	3r	0	9
1	3s	0	9
1	3t	0	9
1	3u	0	5
1	3v	0	5
1	3w	0	7
1	3x	0	2
1	3y	0	6
1	3z	0	8
1	4	0	8
1	40	0	4
1	41	0	4
1	42	0	9
1	43	0	3
1	44	0	5
1	45	0	3
1	46	0	7
1	47	0	8
1	48	0	3
1	49	0	5
1	4A	0	8
1	4B	0	4
1	4C	0	5
1	4D	0	5
1	4E	0	8
1	4F	0	7
1	4G	0	4
1	4H	0	1
1	4I	0	7
1	4J	0	6
1	4K	0	5

*Continued on next page...*



*Continued from previous page...*

Mol	Chain	#Chirality outliers	#Planarity outliers
1	4L	0	7
1	4M	0	4
1	4N	0	5
1	4O	0	4
1	4P	0	4
1	4Q	0	3
1	4R	0	7
1	4S	0	7
1	4T	0	2
1	4U	0	6
1	4V	0	2
1	4W	0	3
1	4X	0	5
1	4Y	0	10
1	4Z	0	3
1	4a	0	8
1	4b	0	5
1	4c	0	7
1	4d	0	6
1	4e	0	7
1	4f	0	4
1	4g	0	7
1	4h	0	3
1	4i	0	4
1	4j	0	6
1	4k	0	5
1	4l	0	5
1	4m	0	7
1	4n	0	3
1	4o	0	10
1	4p	0	6
1	4q	0	6
1	4r	0	7
1	4s	0	5
1	4t	0	3
1	4u	0	5
1	4v	0	3
1	4w	0	8
1	4x	0	4
1	4y	0	6
1	4z	0	6
1	5	0	13

*Continued on next page...*

*Continued from previous page...*

Mol	Chain	#Chirality outliers	#Planarity outliers
1	50	0	5
1	51	0	3
1	52	0	2
1	53	0	2
1	54	0	3
1	55	0	8
1	56	0	8
1	57	0	5
1	58	0	5
1	59	0	5
1	5A	0	11
1	5B	0	3
1	5C	0	3
1	5D	0	6
1	5E	0	6
1	5F	0	7
1	5G	0	4
1	5H	0	6
1	5I	0	4
1	5J	0	7
1	5K	0	2
1	5L	0	4
1	5M	0	5
1	5N	0	2
1	5O	0	6
1	5P	0	8
1	5Q	0	8
1	5R	0	5
1	5S	0	4
1	5T	0	8
1	5U	0	7
1	5V	0	3
1	5W	0	6
1	5X	0	5
1	5Y	0	1
1	5Z	0	4
1	5a	0	6
1	5b	0	6
1	5c	0	5
1	5d	0	5
1	5e	0	1
1	5f	0	6

*Continued on next page...*

*Continued from previous page...*

Mol	Chain	#Chirality outliers	#Planarity outliers
1	5g	0	6
1	5h	0	4
1	5i	0	4
1	5j	0	1
1	5k	0	6
1	5l	0	7
1	5m	0	6
1	5n	0	4
1	5o	0	7
1	5p	0	5
1	5q	0	3
1	5r	0	5
1	5s	0	7
1	5t	0	6
1	5u	0	4
1	5v	0	6
1	5w	0	5
1	5x	0	6
1	5y	0	7
1	5z	0	4
1	6	0	5
1	60	0	3
1	61	0	2
1	62	0	6
1	63	0	5
1	64	0	6
1	65	0	9
1	66	0	2
1	67	0	5
1	68	0	7
1	69	0	4
1	6A	0	2
1	6B	0	7
1	6C	0	9
1	6D	0	4
1	6E	0	4
1	6F	0	4
1	6G	0	2
1	6H	0	5
1	6I	0	6
1	6J	0	4
1	6K	0	7

*Continued on next page...*

*Continued from previous page...*

Mol	Chain	#Chirality outliers	#Planarity outliers
1	6L	0	4
1	6M	0	6
1	6N	0	7
1	6O	0	8
1	6P	0	10
1	6Q	0	4
1	6R	0	5
1	6S	0	4
1	6T	0	10
1	6U	0	7
1	6V	0	3
1	6W	0	6
1	6X	0	5
1	6Y	0	7
1	6Z	0	9
1	6a	0	4
1	6b	0	6
1	6c	0	2
1	6d	0	5
1	6e	0	4
1	6f	0	6
1	6g	0	6
1	6h	0	3
1	6i	0	5
1	6j	0	6
1	6k	0	2
1	6l	0	8
1	6m	0	4
1	6n	0	3
1	6o	0	6
1	6p	0	5
1	6q	0	5
1	6r	0	3
1	6s	0	6
1	6t	0	4
1	6u	0	7
1	6v	0	6
1	6w	0	6
1	6x	0	6
1	6y	0	2
1	6z	0	2
1	7	0	3

*Continued on next page...*

*Continued from previous page...*

Mol	Chain	#Chirality outliers	#Planarity outliers
1	70	0	5
1	71	0	7
1	72	0	4
1	73	0	3
1	74	0	3
1	75	0	9
1	76	0	4
1	77	0	12
1	78	0	4
1	79	0	6
1	7A	0	4
1	7B	0	4
1	7C	0	7
1	7D	0	8
1	7E	0	3
1	7F	0	2
1	7G	0	7
1	7H	0	10
1	7I	0	8
1	7J	0	7
1	7K	0	5
1	7L	0	10
1	7M	0	8
1	7N	0	4
1	7O	0	4
1	7P	0	6
1	7Q	0	3
1	7R	0	3
1	7S	0	2
1	7T	0	5
1	7U	0	5
1	7V	0	4
1	7W	0	6
1	7X	0	5
1	7Y	0	5
1	7Z	0	7
1	7a	0	4
1	7b	0	4
1	7c	0	13
1	7d	0	6
1	7e	0	7
1	7f	0	5

*Continued on next page...*

*Continued from previous page...*

Mol	Chain	#Chirality outliers	#Planarity outliers
1	7g	0	6
1	7h	0	8
1	7i	0	7
1	7j	0	7
1	7k	0	8
1	7l	0	8
1	7m	0	4
1	7n	0	7
1	7o	0	4
1	7p	0	3
1	7q	0	6
1	7r	0	8
1	7s	0	8
1	7t	0	5
1	7u	0	3
1	7v	0	2
1	7w	0	6
1	7x	0	5
1	7y	0	3
1	7z	0	7
1	8	0	9
1	80	0	8
1	81	0	5
1	82	0	6
1	83	0	4
1	84	0	6
1	85	0	3
1	86	0	5
1	87	0	8
1	88	0	9
1	89	0	5
1	8A	0	7
1	8B	0	9
1	8C	0	5
1	8D	0	3
1	8E	0	6
1	8F	0	9
1	8G	0	7
1	8H	0	4
1	8I	0	3
1	8J	0	4
1	8K	0	2

*Continued on next page...*

*Continued from previous page...*

Mol	Chain	#Chirality outliers	#Planarity outliers
1	8L	0	4
1	8M	0	4
1	8N	0	4
1	8O	0	4
1	8P	0	5
1	8Q	0	5
1	8R	0	7
1	8S	0	7
1	8T	0	3
1	8U	0	7
1	8V	0	4
1	8W	0	5
1	8X	0	10
1	8Y	0	5
1	8Z	0	2
1	8a	0	5
1	8b	0	3
1	8c	0	6
1	8d	0	7
1	8e	0	4
1	8f	0	5
1	8g	0	6
1	8h	0	3
1	8i	0	7
1	8j	0	4
1	8k	0	6
1	8l	0	9
1	8m	0	6
1	8n	0	3
1	8o	0	3
1	8p	0	7
1	8q	0	5
1	8r	0	5
1	8s	0	6
1	8t	0	7
1	8u	0	3
1	8v	0	10
1	8w	0	2
1	8x	0	4
1	8y	0	2
1	8z	0	5
1	9	0	6

*Continued on next page...*

*Continued from previous page...*

Mol	Chain	#Chirality outliers	#Planarity outliers
1	90	0	7
1	91	0	2
1	92	0	8
1	93	0	4
1	94	0	5
1	95	0	4
1	96	0	4
1	97	0	5
1	98	0	6
1	99	0	3
1	9A	0	4
1	9B	0	8
1	9C	0	5
1	9D	0	6
1	9E	0	5
1	9F	0	4
1	9G	0	7
1	9H	0	5
1	9I	0	6
1	9J	0	2
1	9K	0	5
1	9L	0	4
1	9M	0	6
1	9N	0	5
1	9O	0	10
1	9P	0	6
1	9Q	0	4
1	9R	0	2
1	9S	0	5
1	9T	0	8
1	9U	0	5
1	9V	0	3
1	9W	0	6
1	9X	0	8
1	9Y	0	10
1	9Z	0	4
1	9a	0	6
1	9b	0	6
1	9c	0	6
1	9d	0	11
1	9e	0	7
1	9f	0	10

*Continued on next page...*



*Continued from previous page...*

Mol	Chain	#Chirality outliers	#Planarity outliers
1	9g	0	8
1	9h	0	8
1	9i	0	6
1	9j	0	7
1	9k	0	3
1	9l	0	6
1	9m	0	4
1	9n	0	9
1	9o	0	7
1	9p	0	9
1	9q	0	7
1	9r	0	6
1	9s	0	6
1	9t	0	9
1	9u	0	5
1	9v	0	7
1	9w	0	3
1	9x	0	3
1	9y	0	4
1	9z	0	3
1	A	0	9
1	B	0	2
1	C	0	5
1	D	0	10
1	E	0	2
1	F	0	6
1	G	0	6
1	H	0	3
1	I	0	4
1	J	0	4
1	K	0	6
1	L	0	8
1	M	0	9
1	N	0	10
1	O	0	9
1	P	0	7
1	Q	0	3
1	R	0	8
1	S	0	3
1	T	0	4
1	U	0	4
1	V	0	7

*Continued on next page...*

*Continued from previous page...*

Mol	Chain	#Chirality outliers	#Planarity outliers
1	W	0	3
1	X	0	2
1	Y	0	2
1	Z	0	2
1	a	0	7
1	a0	0	9
1	a1	0	4
1	a2	0	3
1	a3	0	4
1	a4	0	8
1	a5	0	5
1	a6	0	6
1	a7	0	5
1	a8	0	3
1	a9	0	6
1	aA	0	5
1	aB	0	4
1	aC	0	6
1	aD	0	5
1	aE	0	5
1	aF	0	6
1	aG	0	5
1	aH	0	3
1	aI	0	2
1	aJ	0	3
1	aK	0	9
1	aL	0	5
1	aM	0	5
1	aN	0	3
1	aO	0	9
1	aP	0	7
1	aQ	0	4
1	aR	0	5
1	aS	0	7
1	aT	0	2
1	aU	0	8
1	aV	0	8
1	aW	0	5
1	aX	0	8
1	aY	0	7
1	aZ	0	10
1	aa	0	4

*Continued on next page...*

*Continued from previous page...*

Mol	Chain	#Chirality outliers	#Planarity outliers
1	ab	0	7
1	ac	0	8
1	ad	0	6
1	ae	0	7
1	af	0	5
1	ag	0	7
1	ah	0	4
1	ai	0	7
1	aj	0	5
1	ak	0	1
1	al	0	5
1	am	0	6
1	an	0	3
1	ao	0	7
1	ap	0	8
1	aq	0	5
1	ar	0	3
1	as	0	5
1	at	0	5
1	au	0	6
1	av	0	8
1	aw	0	6
1	ax	0	10
1	ay	0	3
1	az	0	7
1	b	0	6
1	b0	0	4
1	b1	0	9
1	b2	0	6
1	b3	0	10
1	b4	0	7
1	b5	0	7
1	b6	0	8
1	b7	0	4
1	b8	0	3
1	b9	0	3
1	bA	0	4
1	bB	0	8
1	bC	0	7
1	bD	0	4
1	bE	0	12
1	bF	0	7

*Continued on next page...*

*Continued from previous page...*

Mol	Chain	#Chirality outliers	#Planarity outliers
1	bG	0	4
1	bH	0	6
1	bI	0	6
1	bJ	0	6
1	bK	0	5
1	bL	0	5
1	bM	0	5
1	bN	0	6
1	bO	0	2
1	bP	0	3
1	bQ	0	3
1	bR	0	13
1	bS	0	5
1	bT	0	6
1	bU	0	5
1	bV	0	6
1	bW	0	9
1	bX	0	3
1	bY	0	5
1	bZ	0	7
1	ba	0	7
1	bb	0	6
1	bc	0	6
1	bd	0	2
1	be	0	3
1	bf	0	8
1	bg	0	6
1	bh	0	4
1	bi	0	7
1	bj	0	5
1	bk	0	6
1	bl	0	4
1	bm	0	10
1	bn	0	6
1	bo	0	6
1	bp	0	3
1	bq	0	8
1	br	0	8
1	bs	0	6
1	bt	0	3
1	bu	0	2
1	bv	0	6

*Continued on next page...*

*Continued from previous page...*

Mol	Chain	#Chirality outliers	#Planarity outliers
1	bw	0	5
1	bx	0	9
1	by	0	5
1	bz	0	7
1	c	0	7
1	c0	0	7
1	c1	0	4
1	c2	0	5
1	c3	0	6
1	c4	0	8
1	c5	0	4
1	c6	0	1
1	c7	0	6
1	c8	0	4
1	c9	0	4
1	cA	0	5
1	cB	0	7
1	cC	0	5
1	cD	0	4
1	cE	0	4
1	cF	0	2
1	cG	0	3
1	cH	0	7
1	cI	0	4
1	cJ	0	5
1	cK	0	4
1	cL	0	5
1	cM	0	4
1	cN	0	5
1	cO	0	6
1	cP	0	2
1	cQ	0	9
1	cR	0	3
1	cS	0	4
1	cT	0	11
1	cU	0	8
1	cV	0	5
1	cW	0	9
1	cX	0	5
1	cY	0	4
1	cZ	0	5
1	ca	0	8

*Continued on next page...*

*Continued from previous page...*

Mol	Chain	#Chirality outliers	#Planarity outliers
1	cb	0	6
1	cc	0	7
1	cd	0	3
1	ce	0	2
1	cf	0	2
1	cg	0	8
1	ch	0	4
1	ci	0	6
1	cj	0	8
1	ck	0	6
1	cl	0	2
1	cm	0	5
1	cn	0	8
1	co	0	3
1	cp	0	8
1	cq	0	6
1	cr	0	6
1	cs	0	9
1	ct	0	6
1	cu	0	7
1	cv	0	7
1	cw	0	4
1	cx	0	5
1	cy	0	4
1	cz	0	4
1	d	0	5
1	d0	0	5
1	d1	0	4
1	d2	0	7
1	d3	0	4
1	d4	0	7
1	d5	0	5
1	d6	0	8
1	d7	0	4
1	d8	0	6
1	d9	0	9
1	dA	0	8
1	dB	0	1
1	dC	0	10
1	dD	0	3
1	dE	0	10
1	dF	0	4

*Continued on next page...*

*Continued from previous page...*

Mol	Chain	#Chirality outliers	#Planarity outliers
1	dG	0	5
1	dH	0	3
1	dI	0	4
1	dJ	0	5
1	dK	0	5
1	dL	0	6
1	dM	0	4
1	dN	0	8
1	dO	0	3
1	dP	0	6
1	dQ	0	9
1	dR	0	5
1	dS	0	6
1	dT	0	5
1	dU	0	7
1	dV	0	5
1	dW	0	8
1	dX	0	5
1	dY	0	6
1	dZ	0	6
1	da	0	5
1	db	0	5
1	dc	0	6
1	dd	0	4
1	de	0	7
1	df	0	8
1	dg	0	7
1	dh	0	4
1	di	0	5
1	dj	0	9
1	dk	0	2
1	dl	0	5
1	dm	0	7
1	dn	0	7
1	do	0	5
1	dp	0	5
1	dq	0	1
1	dr	0	6
1	ds	0	3
1	dt	0	3
1	du	0	5
1	dv	0	6

*Continued on next page...*

*Continued from previous page...*

Mol	Chain	#Chirality outliers	#Planarity outliers
1	dw	0	7
1	dx	0	8
1	dy	0	2
1	dz	0	7
1	e	0	5
1	e0	0	2
1	e1	0	4
1	e2	0	1
1	e3	0	3
1	e4	0	4
1	e5	0	4
1	e6	0	6
1	e7	0	5
1	e8	0	6
1	e9	0	3
1	eA	0	9
1	eB	0	4
1	eC	0	6
1	eD	0	5
1	eE	0	7
1	eF	0	5
1	eG	0	5
1	eH	0	3
1	eI	0	7
1	eJ	0	4
1	eK	0	6
1	eL	0	4
1	eM	0	6
1	eN	0	7
1	eO	0	3
1	eP	0	10
1	eQ	0	2
1	eR	0	3
1	eS	0	5
1	eT	0	5
1	eU	0	4
1	eV	0	3
1	eW	0	4
1	eX	0	7
1	eY	0	4
1	eZ	0	5
1	ea	0	8

*Continued on next page...*



*Continued from previous page...*

Mol	Chain	#Chirality outliers	#Planarity outliers
1	eb	0	1
1	ec	0	9
1	ed	0	5
1	ee	0	7
1	ef	0	8
1	eg	0	5
1	eh	0	9
1	ei	0	6
1	ej	0	7
1	ek	0	5
1	el	0	6
1	em	0	6
1	en	0	8
1	eo	0	6
1	ep	0	6
1	eq	0	5
1	er	0	6
1	es	0	4
1	et	0	6
1	eu	0	2
1	ev	0	6
1	ew	0	3
1	ex	0	8
1	ey	0	4
1	ez	0	5
1	f	0	5
1	f1	0	3
1	f2	0	5
1	f3	0	6
1	f4	0	5
1	f5	0	5
1	f6	0	4
1	f7	0	6
1	f8	0	7
1	f9	0	4
1	fA	0	7
1	fB	0	6
1	fC	0	5
1	fD	0	2
1	fE	0	8
1	fF	0	6
1	fG	0	3

*Continued on next page...*

*Continued from previous page...*

Mol	Chain	#Chirality outliers	#Planarity outliers
1	fH	0	5
1	fI	0	4
1	fJ	0	3
1	fK	0	4
1	fL	0	6
1	fM	0	2
1	fN	0	6
1	fO	0	3
1	fP	0	6
1	fQ	0	4
1	fR	0	4
1	fS	0	5
1	fT	0	2
1	fU	0	8
1	fV	0	4
1	fW	0	2
1	fX	0	6
1	fY	0	6
1	fZ	0	7
1	fa	0	5
1	fb	0	6
1	fc	0	5
1	fd	0	4
1	fe	0	7
1	ff	0	6
1	fg	0	3
1	fh	0	8
1	fi	0	5
1	fj	0	4
1	fk	0	7
1	fl	0	3
1	fm	0	4
1	fn	0	6
1	fo	0	6
1	fp	0	4
1	fq	0	9
1	fr	0	2
1	fs	0	10
1	ft	0	6
1	fu	0	7
1	fv	0	6
1	fw	0	5

*Continued on next page...*

*Continued from previous page...*

Mol	Chain	#Chirality outliers	#Planarity outliers
1	fx	0	2
1	fy	0	9
1	fz	0	7
1	g	0	5
1	g0	0	6
1	g1	0	6
1	g2	0	3
1	g3	0	8
1	g4	0	9
1	g5	0	6
1	g6	0	4
1	g7	0	4
1	g8	0	5
1	g9	0	4
1	gA	0	4
1	gB	0	5
1	gC	0	3
1	gD	0	5
1	gE	0	3
1	gF	0	5
1	gG	0	6
1	gH	0	8
1	gI	0	6
1	gJ	0	6
1	gK	0	4
1	gL	0	9
1	gM	0	10
1	gN	0	3
1	gO	0	9
1	gP	0	6
1	gQ	0	1
1	gR	0	5
1	gS	0	8
1	gT	0	5
1	gU	0	8
1	gV	0	3
1	gW	0	6
1	gX	0	10
1	gY	0	5
1	gZ	0	3
1	ga	0	7
1	gb	0	8

*Continued on next page...*

*Continued from previous page...*

Mol	Chain	#Chirality outliers	#Planarity outliers
1	gc	0	3
1	gd	0	4
1	ge	0	6
1	gf	0	5
1	gg	0	7
1	gh	0	7
1	gi	0	5
1	gj	0	2
1	gk	0	5
1	gl	0	6
1	gm	0	3
1	gn	0	7
1	go	0	7
1	gp	0	7
1	gq	0	7
1	gr	0	7
1	gs	0	7
1	gt	0	5
1	gu	0	4
1	gv	0	5
1	gw	0	6
1	gx	0	4
1	gy	0	5
1	gz	0	3
1	h	0	3
1	h0	0	7
1	h1	0	3
1	h2	0	4
1	h3	0	5
1	h4	0	6
1	h5	0	10
1	h6	0	6
1	h7	0	2
1	h8	0	3
1	h9	0	4
1	hA	0	4
1	hB	0	2
1	hC	0	7
1	hD	0	6
1	hE	0	4
1	hF	0	8
1	hG	0	4

*Continued on next page...*

*Continued from previous page...*

Mol	Chain	#Chirality outliers	#Planarity outliers
1	hH	0	4
1	hI	0	6
1	hJ	0	7
1	hK	0	5
1	hL	0	9
1	hM	0	8
1	hN	0	9
1	hO	0	4
1	hP	0	5
1	hQ	0	4
1	hR	0	6
1	hS	0	5
1	hT	0	5
1	hU	0	9
1	hV	0	9
1	hW	0	9
1	hX	0	4
1	hY	0	9
1	hZ	0	5
1	ha	0	5
1	hb	0	4
1	hc	0	4
1	hd	0	6
1	he	0	8
1	hf	0	4
1	hg	0	4
1	hh	0	4
1	hi	0	3
1	hj	0	6
1	hk	0	3
1	hl	0	2
1	hm	0	6
1	hn	0	7
1	ho	0	8
1	hp	0	11
1	hq	0	8
1	hr	0	6
1	hs	0	8
1	ht	0	5
1	hu	0	3
1	hv	0	7
1	hw	0	4

*Continued on next page...*

*Continued from previous page...*

Mol	Chain	#Chirality outliers	#Planarity outliers
1	hx	0	5
1	hy	0	6
1	hz	0	7
1	i	0	6
1	i0	0	8
1	i1	0	6
1	i2	0	10
1	i3	0	3
1	i4	0	7
1	i5	0	7
1	i6	0	3
1	i7	0	12
1	i8	0	4
1	i9	0	5
1	iA	0	7
1	iB	0	3
1	iC	0	5
1	iD	0	4
1	iE	0	4
1	iF	0	5
1	iG	0	4
1	iH	0	6
1	iI	0	4
1	iJ	0	10
1	iK	0	3
1	iL	0	2
1	iM	0	4
1	iN	0	8
1	iO	0	6
1	iP	0	4
1	iQ	0	3
1	iR	0	7
1	iS	0	8
1	iT	0	5
1	iU	0	1
1	iV	0	7
1	iW	0	5
1	iX	0	4
1	iY	0	7
1	iZ	0	6
1	ia	0	5
1	ib	0	4

*Continued on next page...*

*Continued from previous page...*

Mol	Chain	#Chirality outliers	#Planarity outliers
1	ic	0	3
1	id	0	4
1	ie	0	7
1	if	0	3
1	ig	0	11
1	ih	0	10
1	ii	0	4
1	ij	0	7
1	ik	0	8
1	il	0	7
1	im	0	6
1	in	0	4
1	io	0	4
1	ip	0	6
1	iq	0	4
1	ir	0	6
1	is	0	5
1	it	0	3
1	iu	0	5
1	iv	0	8
1	iw	0	4
1	ix	0	6
1	iy	0	5
1	iz	0	6
1	j	0	2
1	j0	0	6
1	j1	0	3
1	j2	0	7
1	j3	0	6
1	j4	0	3
1	j5	0	8
1	j6	0	6
1	j7	0	2
1	j8	0	5
1	j9	0	9
1	jA	0	7
1	jB	0	6
1	jC	0	7
1	jD	0	7
1	jE	0	4
1	jF	0	8
1	jG	0	4

*Continued on next page...*

*Continued from previous page...*

Mol	Chain	#Chirality outliers	#Planarity outliers
1	jH	0	5
1	jI	0	3
1	jJ	0	7
1	jK	0	7
1	jL	0	6
1	jM	0	5
1	jN	0	4
1	jO	0	8
1	jP	0	6
1	jQ	0	5
1	jR	0	2
1	jS	0	6
1	jT	0	6
1	jU	0	6
1	jV	0	1
1	jW	0	4
1	jX	0	2
1	jY	0	9
1	jZ	0	8
1	ja	0	4
1	jb	0	6
1	jc	0	8
1	jd	0	3
1	je	0	6
1	jf	0	5
1	jg	0	10
1	jh	0	7
1	ji	0	7
1	jj	0	7
1	jk	0	4
1	jl	0	7
1	jm	0	8
1	jn	0	7
1	jo	0	6
1	jp	0	5
1	jq	0	9
1	jr	0	4
1	js	0	7
1	jt	0	8
1	ju	0	7
1	jv	0	2
1	jw	0	5

*Continued on next page...*



*Continued from previous page...*

Mol	Chain	#Chirality outliers	#Planarity outliers
1	jx	0	6
1	jy	0	2
1	jz	0	5
1	k	0	9
1	k0	0	9
1	k1	0	8
1	k2	0	5
1	k3	0	4
1	k4	0	8
1	k5	0	4
1	k6	0	7
1	k7	0	7
1	k8	0	7
1	k9	0	7
1	kA	0	4
1	kB	0	8
1	kC	0	7
1	kD	0	5
1	kE	0	4
1	kF	0	2
1	kG	0	8
1	kH	0	7
1	kI	0	1
1	kJ	0	11
1	kK	0	6
1	kL	0	3
1	kM	0	2
1	kN	0	1
1	kO	0	4
1	kP	0	9
1	kQ	0	5
1	kR	0	8
1	kS	0	4
1	kT	0	5
1	kU	0	8
1	kV	0	5
1	kW	0	8
1	kX	0	6
1	kY	0	5
1	kZ	0	5
1	ka	0	9
1	kb	0	9

*Continued on next page...*

*Continued from previous page...*

Mol	Chain	#Chirality outliers	#Planarity outliers
1	kc	0	7
1	kd	0	3
1	ke	0	1
1	kf	0	3
1	kg	0	2
1	kh	0	7
1	ki	0	7
1	kj	0	4
1	kk	0	6
1	kl	0	3
1	km	0	4
1	kn	0	6
1	ko	0	10
1	kp	0	6
1	kq	0	4
1	kr	0	7
1	ks	0	4
1	kt	0	6
1	ku	0	6
1	0	9	
1	kw	0	4
1	kx	0	9
1	ky	0	9
1	kz	0	5
1	l	0	5
1	l0	0	10
1	l1	0	4
1	l2	0	5
1	l3	0	6
1	l4	0	3
1	l5	0	5
1	l6	0	2
1	l7	0	8
1	l8	0	8
1	l9	0	4
1	lA	0	4
1	lB	0	7
1	lC	0	5
1	lD	0	3
1	lE	0	4
1	lF	0	7
1	lG	0	6

*Continued on next page...*

*Continued from previous page...*

Mol	Chain	#Chirality outliers	#Planarity outliers
1	lH	0	11
1	lI	0	5
1	lJ	0	4
1	lK	0	5
1	lL	0	5
1	lM	0	8
1	lN	0	6
1	lO	0	6
1	lP	0	5
1	lQ	0	6
1	lR	0	2
1	la	0	9
1	lb	0	5
1	lc	0	2
1	ld	0	4
1	le	0	5
1	lf	0	10
1	lg	0	1
1	lh	0	5
1	li	0	6
1	lj	0	7
1	lk	0	5
1	ll	0	9
1	ln	0	5
1	lo	0	8
1	lp	0	7
1	lq	0	6
1	lr	0	8
1	ls	0	5
1	lt	0	6
1	lu	0	5
1	lv	0	6
1	lw	0	2
1	lx	0	4
1	ly	0	6
1	lz	0	7
1	m	0	5
1	n	0	9
1	o	0	5
1	p	0	2
1	q	0	6
1	r	0	7

*Continued on next page...*

Continued from previous page...

Mol	Chain	#Chirality outliers	#Planarity outliers
1	s	0	2
1	t	0	6
1	u	0	1
1	v	0	6
1	w	0	5
1	x	0	5
1	y	0	1
1	z	0	6
All	All	0	7415

The worst 5 of 14053 bond length outliers are listed below:

Mol	Chain	Res	Type	Atoms	Z	Observed(Å)	Ideal(Å)
1	gl	33	SER	CA-CB	12.33	1.71	1.52
1	eB	40	PHE	CB-CG	11.07	1.70	1.51
1	fB	130	TYR	CE1-CZ	10.94	1.52	1.38
1	1b	33	SER	CA-CB	10.42	1.68	1.52
1	8o	130	TYR	CG-CD2	10.32	1.52	1.39

The worst 5 of 60301 bond angle outliers are listed below:

Mol	Chain	Res	Type	Atoms	Z	Observed(°)	Ideal(°)
1	l0	162	ARG	NE-CZ-NH2	-34.90	102.85	120.30
1	2O	143	ARG	NE-CZ-NH1	31.97	136.29	120.30
1	dM	154	ARG	NE-CZ-NH1	31.22	135.91	120.30
1	1I	229	ARG	NE-CZ-NH1	30.75	135.68	120.30
1	M	167	ARG	NE-CZ-NH1	30.63	135.61	120.30

There are no chirality outliers.

5 of 7415 planarity outliers are listed below:

Mol	Chain	Res	Type	Group
1	g8	130	TYR	Sidechain
1	g8	132	ARG	Sidechain
1	g8	154	ARG	Sidechain
1	g8	18	ARG	Sidechain
1	g8	62	HIS	Sidechain

## 5.2 Too-close contacts

Due to software issues we are unable to calculate clashes - this section is therefore empty.

## 5.3 Torsion angles [i](#)

### 5.3.1 Protein backbone [i](#)

There are no protein backbone outliers to report in this entry.

### 5.3.2 Protein sidechains [i](#)

There are no protein residues with a non-rotameric sidechain to report in this entry.

### 5.3.3 RNA [i](#)

There are no RNA molecules in this entry.

## 5.4 Non-standard residues in protein, DNA, RNA chains [i](#)

There are no non-standard protein/DNA/RNA residues in this entry.

## 5.5 Carbohydrates [i](#)

There are no monosaccharides in this entry.

## 5.6 Ligand geometry [i](#)

There are no ligands in this entry.

## 5.7 Other polymers [i](#)

There are no such residues in this entry.

## 5.8 Polymer linkage issues [i](#)

There are no chain breaks in this entry.

## 6 Tomogram visualisation

This section contains visualisations of the EMDB entry EMD-5639. These allow visual inspection of the internal detail of the tomogram and identification of artifacts.

### 6.1 Orthogonal projections

This section was not generated.

### 6.2 Central slices

This section was not generated.

### 6.3 Largest variance slices

This section was not generated.

### 6.4 Mask visualisation

This section was not generated. No masks/segmentation were deposited.

## 7 Tomogram analysis

This section contains the results of statistical analysis of the tomogram.

### 7.1 Map-value distribution

This section was not generated.

## 8 Map-model fit

This section was not generated.