



Full wwPDB EM Validation Report ⓘ

Mar 13, 2024 – 01:23 PM JST

PDB ID : 3J3V
EMDB ID : EMD-5642
Title : Atomic model of the immature 50S subunit from *Bacillus subtilis* (state I-a)
Authors : Li, N.; Guo, Q.; Zhang, Y.; Yuan, Y.; Ma, C.; Lei, J.; Gao, N.
Deposited on : 2013-04-28
Resolution : 13.30 Å (reported)
Based on initial models : 2J01, 2AW4

This is a Full wwPDB EM Validation Report for a publicly released PDB entry.

We welcome your comments at validation@mail.wwpdb.org

A user guide is available at

<https://www.wwpdb.org/validation/2017/EMValidationReportHelp>

with specific help available everywhere you see the ⓘ symbol.

The types of validation reports are described at

<http://www.wwpdb.org/validation/2017/FAQs#types>.

The following versions of software and data (see [references ⓘ](#)) were used in the production of this report:

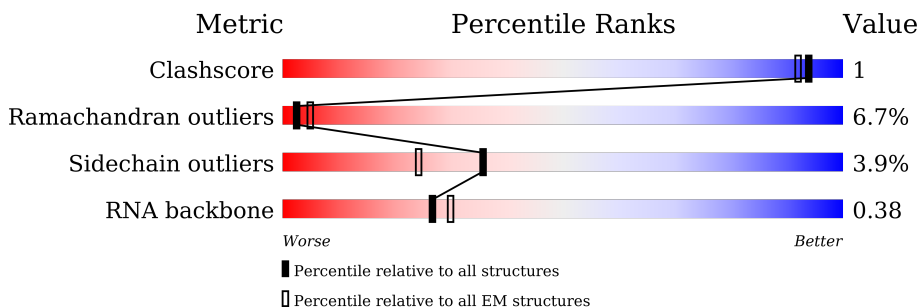
EMDB validation analysis : 0.0.1.dev70
MolProbity : 4.02b-467
Percentile statistics : 20191225.v01 (using entries in the PDB archive December 25th 2019)
MapQ : 1.9.13
Ideal geometry (proteins) : Engh & Huber (2001)
Ideal geometry (DNA, RNA) : Parkinson et al. (1996)
Validation Pipeline (wwPDB-VP) : 2.36

1 Overall quality at a glance

The following experimental techniques were used to determine the structure:
ELECTRON MICROSCOPY

The reported resolution of this entry is 13.30 Å.

Percentile scores (ranging between 0-100) for global validation metrics of the entry are shown in the following graphic. The table shows the number of entries on which the scores are based.








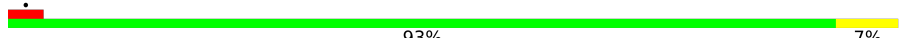




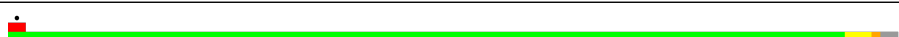






Metric	Whole archive (#Entries)	EM structures (#Entries)
Clashscore	158937	4297
Ramachandran outliers	154571	4023
Sidechain outliers	154315	3826
RNA backbone	4643	859

The table below summarises the geometric issues observed across the polymeric chains and their fit to the map. The red, orange, yellow and green segments of the bar indicate the fraction of residues that contain outliers for ≥ 3 , 2, 1 and 0 types of geometric quality criteria respectively. A grey segment represents the fraction of residues that are not modelled. The numeric value for each fraction is indicated below the corresponding segment, with a dot representing fractions $\leq 5\%$. The upper red bar (where present) indicates the fraction of residues that have poor fit to the EM map (all-atom inclusion $< 40\%$). The numeric value is given above the bar.

Mol	Chain	Length	Quality of chain
1	0	59	 5% 86% 7% 7%
2	2	44	 93% 7%
3	5	232	 18% 44% 7% 48%
4	6	141	 77% 94% 6%
5	A	2927	 53% 36% 9%
6	B	119	 7% 66% 25% 8%
7	C	277	 90% 9%

Continued on next page...

Continued from previous page...

Mol	Chain	Length	Quality of chain
8	D	209	 89% 9% ..
9	E	207	 86% 12% .
10	F	179	 11% 86% 13% .
11	G	179	 7% 87% . 9%
12	J	145	 86% 11% ..
13	K	122	 93% 7%
14	L	146	 85% 12% .
15	N	120	 94% 6%
16	O	120	 5% 83% 15% .
17	P	115	 73% 20% . .
18	Q	119	 94% . . .
19	R	102	 88% 11% .
20	S	113	 93% 5% ..
21	T	95	 86% 12% .
22	U	103	 84% 15% .
23	X	66	 85% 8% 8%
24	Y	59	 17% 92% . 5%

2 Entry composition [i](#)

There are 24 unique types of molecules in this entry. The entry contains 86157 atoms, of which 0 are hydrogens and 0 are deuteriums.

In the tables below, the AltConf column contains the number of residues with at least one atom in alternate conformation and the Trace column contains the number of residues modelled with at most 2 atoms.

- Molecule 1 is a protein called 50S ribosomal protein L32.

Mol	Chain	Residues	Atoms					AltConf	Trace
			Total	C	N	O	S		
1	0	55	433	267	87	72	7	0	0

- Molecule 2 is a protein called 50S ribosomal protein L34.

Mol	Chain	Residues	Atoms					AltConf	Trace
			Total	C	N	O	S		
2	2	44	368	222	89	55	2	0	0

- Molecule 3 is a protein called 50S ribosomal protein L1.

Mol	Chain	Residues	Atoms					AltConf	Trace
			Total	C	N	O	S		
3	5	120	910	576	156	176	2	0	0

- Molecule 4 is a protein called 50S ribosomal protein L11.

Mol	Chain	Residues	Atoms					AltConf	Trace
			Total	C	N	O	S		
4	6	141	1044	657	184	196	7	0	0

- Molecule 5 is a RNA chain called ribosome RNA 23S.

Mol	Chain	Residues	Atoms					AltConf	Trace
			Total	C	N	O	P		
5	A	2884	61914	27625	11428	19979	2882	0	0

- Molecule 6 is a RNA chain called ribosome RNA 5S.

Mol	Chain	Residues	Atoms					AltConf	Trace
			Total	C	N	O	P		
6	B	119	2542	1135	462	827	118	0	0

- Molecule 7 is a protein called 50S ribosomal protein L2.

Mol	Chain	Residues	Atoms					AltConf	Trace
			Total	C	N	O	S		
7	C	277	2129	1323	419	380	7	0	0

- Molecule 8 is a protein called 50S ribosomal protein L3.

Mol	Chain	Residues	Atoms					AltConf	Trace
			Total	C	N	O	S		
8	D	206	1568	984	289	290	5	0	0

- Molecule 9 is a protein called 50S ribosomal protein L4.

Mol	Chain	Residues	Atoms					AltConf	Trace
			Total	C	N	O	S		
9	E	206	1567	983	290	292	2	0	0

- Molecule 10 is a protein called 50S ribosomal protein L5.

Mol	Chain	Residues	Atoms					AltConf	Trace
			Total	C	N	O	S		
10	F	179	1413	898	246	261	8	0	0

- Molecule 11 is a protein called 50S ribosomal protein L6.

Mol	Chain	Residues	Atoms					AltConf	Trace
			Total	C	N	O	S		
11	G	163	1246	776	226	242	2	0	0

- Molecule 12 is a protein called 50S ribosomal protein L13.

Mol	Chain	Residues	Atoms					AltConf	Trace
			Total	C	N	O	S		
12	J	143	1134	717	207	204	6	0	0

- Molecule 13 is a protein called 50S ribosomal protein L14.

Mol	Chain	Residues	Atoms					AltConf	Trace
			Total	C	N	O	S		
13	K	122	921	571	173	173	4	0	0

- Molecule 14 is a protein called 50S ribosomal protein L15.

Mol	Chain	Residues	Atoms					AltConf	Trace
14	L	146	Total	C	N	O	S	0	0
			1082	671	207	202	2		

- Molecule 15 is a protein called 50S ribosomal protein L17.

Mol	Chain	Residues	Atoms					AltConf	Trace
15	N	120	Total	C	N	O	S	0	0
			962	588	187	182	5		

- Molecule 16 is a protein called 50S ribosomal protein L18.

Mol	Chain	Residues	Atoms					AltConf	Trace
16	O	120	Total	C	N	O	S	0	0
			913	564	176	172	1		

- Molecule 17 is a protein called 50S ribosomal protein L19.

Mol	Chain	Residues	Atoms				AltConf	Trace
17	P	112	Total	C	N	O	0	0
			916	584	178	154		

- Molecule 18 is a protein called 50S ribosomal protein L20.

Mol	Chain	Residues	Atoms					AltConf	Trace
18	Q	117	Total	C	N	O	S	0	0
			940	591	189	156	4		

- Molecule 19 is a protein called 50S ribosomal protein L21.

Mol	Chain	Residues	Atoms					AltConf	Trace
19	R	102	Total	C	N	O	S	0	0
			795	506	140	148	1		

- Molecule 20 is a protein called 50S ribosomal protein L22.

Mol	Chain	Residues	Atoms					AltConf	Trace
20	S	112	Total	C	N	O	S	0	0
			868	541	168	155	4		

- Molecule 21 is a protein called 50S ribosomal protein L23.

Mol	Chain	Residues	Atoms					AltConf	Trace
			Total	C	N	O	S		
21	T	95	767	480	139	144	4	0	0

- Molecule 22 is a protein called 50S ribosomal protein L24.

Mol	Chain	Residues	Atoms					AltConf	Trace
			Total	C	N	O	S		
22	U	103	780	488	145	143	4	0	0

- Molecule 23 is a protein called 50S ribosomal protein L29.

Mol	Chain	Residues	Atoms					AltConf	Trace
			Total	C	N	O	S		
23	X	61	504	312	97	93	2	0	0

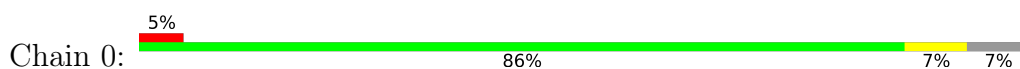
- Molecule 24 is a protein called 50S ribosomal protein L30.

Mol	Chain	Residues	Atoms					AltConf	Trace
			Total	C	N	O	S		
24	Y	56	441	273	86	81	1	0	0

3 Residue-property plots

These plots are drawn for all protein, RNA, DNA and oligosaccharide chains in the entry. The first graphic for a chain summarises the proportions of the various outlier classes displayed in the second graphic. The second graphic shows the sequence view annotated by issues in geometry and atom inclusion in map density. Residues are color-coded according to the number of geometric quality criteria for which they contain at least one outlier: green = 0, yellow = 1, orange = 2 and red = 3 or more. A red diamond above a residue indicates a poor fit to the EM map for this residue (all-atom inclusion < 40%). Stretches of 2 or more consecutive residues without any outlier are shown as a green connector. Residues present in the sample, but not in the model, are shown in grey.

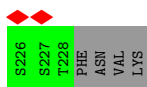
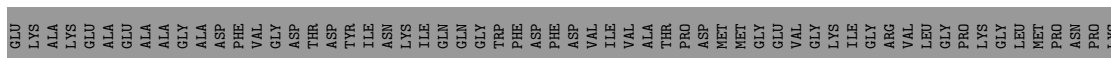
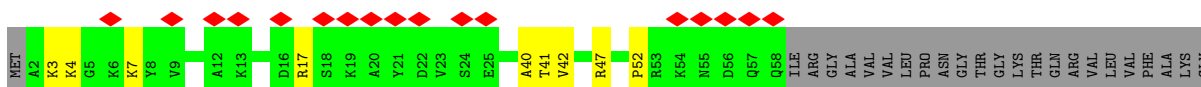
- Molecule 1: 50S ribosomal protein L32



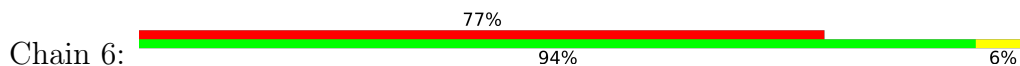
- Molecule 2: 50S ribosomal protein L34

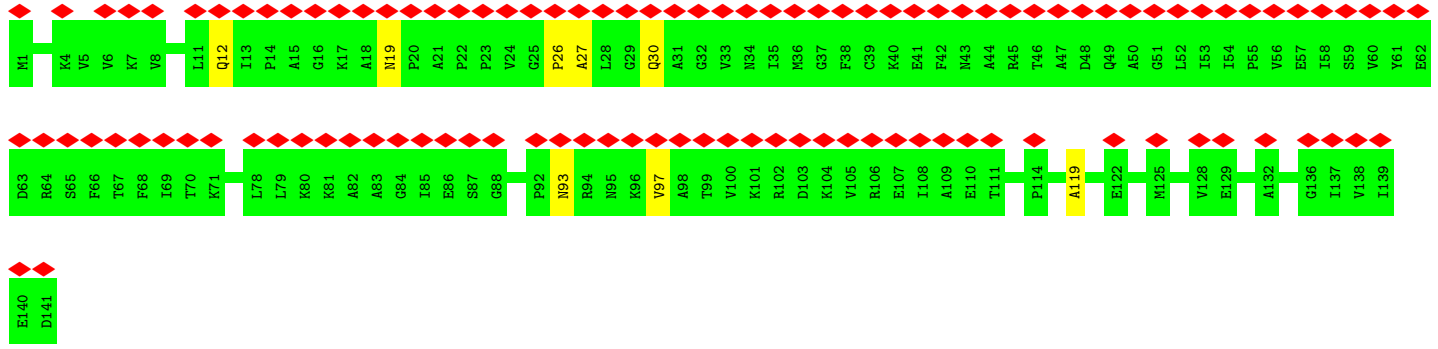


- Molecule 3: 50S ribosomal protein L1



- Molecule 4: 50S ribosomal protein L11





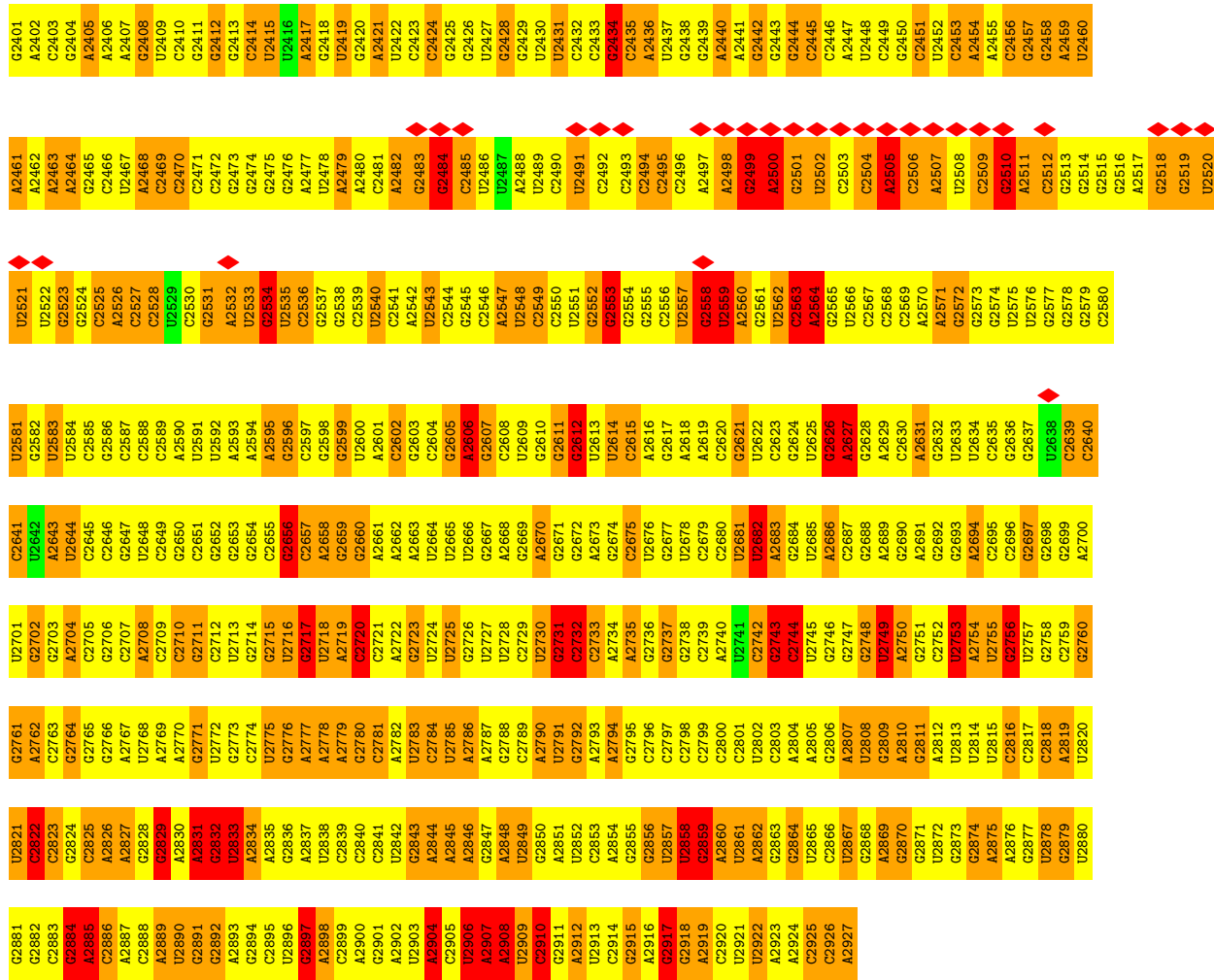
• Molecule 5: ribosome RNA 23S



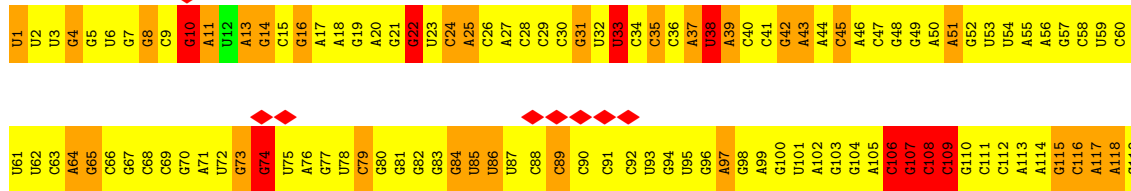
G1	G2	U3	U4	A5	A6	G7	U8	U9	A10	G11	A12	A13	A14	G15	G16	G17	G18	G19	C20	A21	C22	G23	G24	U25	G26	G27	A28	U29	G30	C31	C32	U33	U34	G35	G36	C37	A38	C39	U40	U41	A42	A43	G44	G45	A46	C47	G48	A49	U50	G51	A52	A53	G54	G55	A56	C57	G58	G60	
A61	C62	G63	A64	A65	C66	A67	C68	C69	G70	A71	C72	A73	U74	G75	C76	U77	U78	C79	G80	A81	G82	G83	A84	G85	C86	U87	G88	A89	U90	A91	C92	C93	A94	G95	G96	C97	U98	C99	U100	G101	A102	U103	C104	G105	C106	G107	A108	G109	U110	U111	U112	U113	C114	G115	A116	U117	A118	U119	G120
G121	G122	A123	A124	A125	A126	C127	C128	C129	G130	C131	C132	A133	C134	U135	C136	G137	U138	A139	A140	U141	G142	G143	A144	G145	U146	G147	G148	A149	U150	U151	C152	C153	A154	G155	G156	A157	C158	U159	G160	A161	A162	U163	U164	C165	A166	G167	A168	G169	G170	A171	U172	A173	C174	G175	A176	G177	A178	U179	C180
G181	C182	A183	A184	A185	A186	C187	C188	C189	G190	C191	C192	A193	A194	C195	U196	G197	A198	A199	A200	C201	G202	U203	G204	U205	A206	A207	G208	A209	U210	A211	C212	C213	G214	G215	A216	A217	G218	A219	A220	G221	A222	G223	A224	A225	A226	G227	C228	A229	A230	U231	U232	G233	C234	G235	A236	U237	U238	C239	G240
C241	U242	G243	A244	A245	U246	A247	C248	C249	G250	U251	C252	G253	A254	C255	C256	G257	A258	A259	A260	C261	G262	U263	G264	A265	U266	U267	A268	A269	G270	A271	C272	C273	A274	A275	C276	C277	A278	A279	G280	A281	G282	A283	U284	A285	G286	C287	C288	U289	U290	C291	U292	U293	G294	A295	A296	G297	U298	C299	G300
U301	A302	G303	C304	A305	C306	A307	C308	U309	C310	U311	C312	A313	A314	C315	A316	G317	A318	C319	U320	C321	A322	C323	A324	A325	A326	G327	C328	A329	A330	U331	C332	A333	G334	C335	A336	U337	C338	A339	U340	C341	A342	A343	C344	A345	G346	U347	U348	C349	U350	G351	C352	A353	A354	A355	C356	G357	C358	C360	
G361	C362	C363	A364	U365	A366	C367	C368	A369	G370	C371	U372	A373	A374	C375	C376	G377	C378	C379	C380	U381	A382	U383	A384	G385	U386	C387	A388	A389	U390	A391	C392	U393	C394	U395	C396	U397	U398	C399	U400	C401	U402	A403	C404	U405	G406	A407	U408	U409	A410	G411	A412	U413	C414	A415	U416	G417	A418	C419	U420
A421	C422	G423	C424	U425	A426	C427	A428	A429	C430	A431	C432	G433	U434	U435	A436	A437	A438	U439	U440	C441	C442	G443	U444	C445	G446	G447	A448	A449	U450	U451	C452	G453	C454	A455	G456	A457	G458	A459	C460	C461	A462	U463	C464	U465	U466	C467	C468	C469	A470	G471	C472	C473	U474	A475	A476	A477	U478	A479	C480
U481	C482	C483	C484	U485	A486	C487	U488	A489	U490	C491	C492	G493	A494	U495	C496	U497	U498	C499	A500	A501	C502	C503	A504	G505	U506	A507	C508	C509	U510	U511	C512	A513	G514	A515	C516	U517	A518	A519	C520	G521	U522	G523	A524	A525	C526	A527	C528	C529	A530	C531	A532	C533	C534	U535	G536	A537	A538	C539	A540
G541	G542	A543	C544	U545	U546	C547	A548	A549	U550	C551	C552	U553	U554	C555	C556	A557	U558	A559	A560	A561	C562	C563	A564	U565	G566	U567	C568	C569	A570	C571	U572	A573	G574	A575	C576	U577	A578	C579	A580	C581	U582	A583	A584	C585	C586	C587	U588	A589	C590	U591	C592	A593	U594	C595	U596	C597	U598	A599	U600
U601	G602	G603	C604	U605	U606	C607	C608	C609	U610	C611	U612	C613	G614	U615	A616	A617	A618	A619	U620	A621	C622	A623	G624	C625	U626	U627	C628	U629	A630	U631	C632	A633	G634	C635	U636	A637	U638	C639	U640	C641	A642	U643	C644	C645	A646	C647	U648	C649	U650	U651	A652	C653	U654	U655	U656	A657	U658	C659	U660
A661	U662	G663	C664	U665	G666	A667	C668	C669	U670	C671	C672	A673	U674	C675	A676	A677	A678	A679	C680	A681	C682	A683	G684	U685	C686	U687	C688	U689	A690	A691	U692	C693	G694	C695	U696	C697	C698	A699	U700	C701	A702	U703	U704	A705	C706	U707	U708	G709	G710	U711	C712	G713	U714	A715	U716	A717	C718	U719	A720

U1501	G1502	G1503	A1504	U1505	A1506	U1507	C1508	C1509	A1510	C1511	G1512	U1513	C1514	A1515	A1516	U1517	U1518	A1519	A1520	A1521	U1522	U1523	A1524	G1525	G1526	U1527	U1528	U1529	G1530	G1531	A1532	A1533	A1534	U1535	G1536	G1537	G1538	C1539	A1540	A1541	U1542	U1543	C1544	C1545	G1546	U1547	U1548	U1549	C1550	C1551	G1492	A1552	A1553	U1554	U1555	A1556	G1497	U1498	A1499	C1558	U1560
U1441	A1442	C1443	C1444	A1445	C1446	C1447	U1448	C1449	A1450	C1451	A1452	A1453	C1454	C1455	A1456	U1457	U1458	U1459	G1460	A1461	G1462	C1463	A1464	A1465	U1466	G1467	C1468	U1469	G1470	G1471	C1472	A1473	C1474	G1475	C1476	U1477	U1478	G1479	A1480	G1481	C1482	U1483	A1484	A1485	U1486	G1487	U1488	U1489	A1490	A1491	G1492	C1493	U1494	C1495	U1496	C1497	U1498	A1499	U1500		
A1381	G1382	U1383	C1384	A1385	G1386	G1387	A1388	C1389	C1390	C1391	A1392	A1393	G1394	C1395	A1396	U1397	A1398	G1399	G1400	U1401	C1402	G1403	A1404	A1405	A1406	G1407	U1408	A1409	G1410	U1411	U1412	A1413	C1414	G1415	U1416	U1417	U1418	G1419	G1420	A1421	C1422	A1423	A1424	C1425	A1426	U1427	C1428	U1429	U1430	G1431	A1432	U1433	C1434	U1435	U1436	C1437	U1438	A1439	G1440		
U1321	G1322	A1323	C1324	A1325	A1326	U1327	G1328	C1329	C1330	C1331	U1332	A1333	C1334	A1335	G1336	C1337	A1338	A1339	A1340	U1341	G1342	C1343	A1344	A1345	A1346	U1347	U1348	U1349	U1350	U1351	U1352	C1353	C1354	U1355	U1356	U1357	G1358	G1359	A1360	A1361	G1362	G1363	C1364	U1365	C1366	G1367	U1368	U1369	C1370	A1371	C1372	U1373	C1374	U1375	U1376	G1377	U1378	U1379	U1380		
C1261	C1262	G1263	G1264	A1265	A1266	G1267	G1268	C1269	A1270	C1271	U1272	G1273	U1274	G1275	G1276	G1277	A1278	C1279	G1280	C1281	A1282	U1283	A1284	G1285	A1286	U1287	G1288	U1289	U1290	A1291	G1292	A1293	U1294	U1295	G1296	C1297	C1298	G1299	G1300	A1301	A1302	U1303	G1304	A1305	G1306	U1307	A1308	U1309	C1310	G1311	A1312	A1313	A1314	G1315	A1316	G1317	U1318	G1319	G1320		
U1201	A1202	C1203	A1204	G1205	G1206	C1207	G1208	C1209	A1210	C1211	U1212	G1213	U1214	U1215	C1216	U1217	U1218	C1219	G1220	A1221	A1222	C1223	A1224	G1225	U1226	G1227	G1228	U1229	A1230	C1231	G1232	A1233	U1234	A1235	G1236	C1237	C1238	U1239	U1240	C1241	U1242	A1243	A1244	G1245	U1246	G1247	C1248	U1249	G1250	U1251	G1252	A1253	A1254	G1255	C1256	U1257	A1258	C1259	A1260		
A1141	A1142	U1143	A1144	G1145	C1146	U1147	C1148	A1149	C1150	U1151	G1152	U1153	U1154	C1155	G1156	U1157	U1158	U1159	G1160	A1161	C1162	U1163	C1164	U1165	U1166	C1167	G1168	U1169	C1170	G1171	U1172	A1173	U1174	A1175	U1176	U1177	U1178	A1179	C1180	G1181	G1182	G1183	U1184	G1185	C1186	U1187	A1188	U1189	A1190	C1191	G1192	U1193	A1194	U1195	C1196	A1197	C1198	A1199	G1200		
U1081	G1082	G1083	A1084	U1085	U1086	U1087	C1088	C1089	U1090	U1091	C1091	C1092	A1093	A1094	C1095	U1096	A1097	C1098	C1099	A1100	C1101	G1102	A1103	U1104	G1105	U1106	G1107	U1108	G1109	C1110	U1111	U1112	C1113	A1114	U1115	A1116	U1117	C1118	A1119	G1120	C1121	C1122	A1123	C1124	C1125	U1126	U1127	U1128	U1129	A1130	A1131	A1132	G1133	A1134	U1135	U1136	U1137	C1138	G1139	U1140	
A1021	G1022	G1023	A1024	A1025	A1026	A1027	C1028	A1029	C1030	C1031	C1032	C1033	A1034	C1035	U1036	A1037	C1038	U1039	C1040	C1041	U1042	G1043	A1044	U1045	A1046	U1047	A1048	U1049	U1050	C1051	C1052	C1053	A1054	A1055	A1056	G1057	U1058	A1059	U1060	A1061	C1062	G1063	U1064	U1065	A1066	A1067	U1068	U1069	G1070	A1071	A1072	A1073	A1074	A1075	G1076	G1077	U1078	U1079	G1080		
U901	G902	G903	G904	G905	G906	U907	A908	G909	A910	G911	C912	C913	C914	U915	G916	U917	U918	U919	G920	C921	A922	C923	C924	A925	G926	G927	G928	G929	C930	C931	C932	C933	U934	A935	C936	C937	G938	G939	U940	A941	U942	A943	C944	C945	G946	A947	A948	U949	U950	C951	A952	G953	G954	C955	U956	A957	A958	C959	U960		
C961	C962	G963	A964	A965	U966	G967	C968	C969	A970	A971	U972	G973	A974	C975	U976	U977	A978	U979	C980	C981	U982	A983	G984	G985	A986	G987	A988	U989	C990	A991	G992	A993	C994	U995	G996	C997	G998	A999	G1000	U1001	G1002	A1003	U1004	A1005	A1006	G1007	A1008	U1009	C1010	G1011	G1012	U1013	A1014	G1015	U1016	C1017	G1018	A1019	A1020		
A841	C842	C843	U844	G845	G846	A847	G848	A849	U850	A851	G852	U853	U854	G855	U856	U857	U858	C859	U860	C861	U862	C863	C864	G865	A866	A867	A868	U869	A870	C871	C872	U873	U874	G875	U876	A877	G878	G879	C880	U881	A882	G883	C884	C885	U886	C887	A888	A889	G890	C891	U892	A893	C894	A895	G896	A897	U898	C899	U900		
A761	A762	C763	C764	A765	A766	C767	C768	G769	U770	C771	U772	A773	A774	G775	G776	C777	C778	C779	A780	C812	G813	U814	G815	U816	G817	G818	G819	U820	A821	G822	G823	A824	C825	U826	C827	A828	A829	A830	U831	G832	C833	C834	A835	A836	U837	C838	A839	U840	U841	U842	U843	U844	U845	U846	U847	U848	U849	U850			

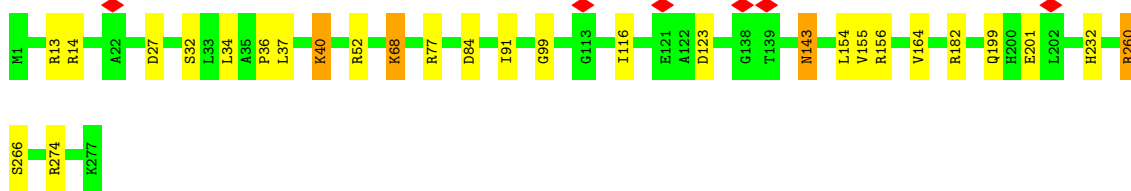
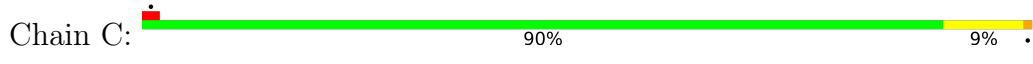
G1561	G1621	G1681	G1741	G1801	G1861	G1921	A1981	G2041	G2101	G2161	G221	G2281	G2341	G2391	G2441	G2491	G2541	G2591	G2641	G2691	G2741	G2791	G2841	G2891	G2941	G2991	G3041	G3091	G3141	G3191	G3241	G3291	G3341	G3391	G3441	G3491	G3541	G3591	G3641	G3691	G3741	G3791	G3841	G3891	G3941	G3991	G4041	G4091	G4141	G4191	G4241	G4291	G4341	G4391	G4441	G4491	G4541	G4591	G4641	G4691	G4741	G4791	G4841	G4891	G4941	G4991	G5041	G5091	G5141	G5191	G5241	G5291	G5341	G5391	G5441	G5491	G5541	G5591	G5641	G5691	G5741	G5791	G5841	G5891	G5941	G5991	G6041	G6091	G6141	G6191	G6241	G6291	G6341	G6391	G6441	G6491	G6541	G6591	G6641	G6691	G6741	G6791	G6841	G6891	G6941	G6991	G7041	G7091	G7141	G7191	G7241	G7291	G7341	G7391	G7441	G7491	G7541	G7591	G7641	G7691	G7741	G7791	G7841	G7891	G7941	G7991	G8041	G8091	G8141	G8191	G8241	G8291	G8341	G8391	G8441	G8491	G8541	G8591	G8641	G8691	G8741	G8791	G8841	G8891	G8941	G8991	G9041	G9091	G9141	G9191	G9241	G9291	G9341	G9391	G9441	G9491	G9541	G9591	G9641	G9691	G9741	G9791	G9841	G9891	G9941	G9991	A1000	A1001	A1002	A1003	A1004	A1005	A1006	A1007	A1008	A1009	A1010	A1011	A1012	A1013	A1014	A1015	A1016	A1017	A1018	A1019	A1020	A1021	A1022	A1023	A1024	A1025	A1026	A1027	A1028	A1029	A1030	A1031	A1032	A1033	A1034	A1035	A1036	A1037	A1038	A1039	A1040	A1041	A1042	A1043	A1044	A1045	A1046	A1047	A1048	A1049	A1050	A1051	A1052	A1053	A1054	A1055	A1056	A1057	A1058	A1059	A1060	A1061	A1062	A1063	A1064	A1065	A1066	A1067	A1068	A1069	A1070	A1071	A1072	A1073	A1074	A1075	A1076	A1077	A1078	A1079	A1080	A1081	A1082	A1083	A1084	A1085	A1086	A1087	A1088	A1089	A1090	A1091	A1092	A1093	A1094	A1095	A1096	A1097	A1098	A1099	A1100	A1101	A1102	A1103	A1104	A1105	A1106	A1107	A1108	A1109	A1110	A1111	A1112	A1113	A1114	A1115	A1116	A1117	A1118	A1119	A1120	A1121	A1122	A1123	A1124	A1125	A1126	A1127	A1128	A1129	A1130	A1131	A1132	A1133	A1134	A1135	A1136	A1137	A1138	A1139	A1140	A1141	A1142	A1143	A1144	A1145	A1146	A1147	A1148	A1149	A1150	A1151	A1152	A1153	A1154	A1155	A1156	A1157	A1158	A1159	A1160	A1161	A1162	A1163	A1164	A1165	A1166	A1167	A1168	A1169	A1170	A1171	A1172	A1173	A1174	A1175	A1176	A1177	A1178	A1179	A1180	A1181	A1182	A1183	A1184	A1185	A1186	A1187	A1188	A1189	A1190	A1191	A1192	A1193	A1194	A1195	A1196	A1197	A1198	A1199	A1200	A1201	A1202	A1203	A1204	A1205	A1206	A1207	A1208	A1209	A1210	A1211	A1212	A1213	A1214	A1215	A1216	A1217	A1218	A1219	A1220	A1221	A1222	A1223	A1224	A1225	A1226	A1227	A1228	A1229	A1230	A1231	A1232	A1233	A1234	A1235	A1236	A1237	A1238	A1239	A1240	A1241	A1242	A1243	A1244	A1245	A1246	A1247	A1248	A1249	A1250	A1251	A1252	A1253	A1254	A1255	A1256	A1257	A1258	A1259	A1260	A1261	A1262	A1263	A1264	A1265	A1266	A1267	A1268	A1269	A1270	A1271	A1272	A1273	A1274	A1275	A1276	A1277	A1278	A1279	A1280	A1281	A1282	A1283	A1284	A1285	A1286	A1287	A1288	A1289	A1290	A1291	A1292	A1293	A1294	A1295	A1296	A1297	A1298	A1299	A1300	A1301	A1302	A1303	A1304	A1305	A1306	A1307	A1308	A1309	A1310	A1311	A1312	A1313	A1314	A1315	A1316	A1317	A1318	A1319	A1320	A1321	A1322	A1323	A1324	A1325	A1326	A1327	A1328	A1329	A1330	A1331	A1332	A1333	A1334	A1335	A1336	A1337	A1338	A1339	A1340	A1341	A1342	A1343	A1344	A1345	A1346	A1347	A1348	A1349	A1350	A1351	A1352	A1353	A1354	A1355	A1356	A1357	A1358	A1359	A1360	A1361	A1362	A1363	A1364	A1365	A1366	A1367	A1368	A1369	A1370	A1371	A1372	A1373	A1374	A1375	A1376	A1377	A1378	A1379	A1380	A1381	A1382	A1383	A1384	A1385	A1386	A1387	A1388	A1389	A1390	A1391	A1392	A1393	A1394	A1395	A1396	A1397	A1398	A1399	A1400	A1401	A1402	A1403	A1404	A1405	A1406	A1407	A1408	A1409	A1410	A1411	A1412	A1413	A1414	A1415	A1416	A1417	A1418	A1419	A1420	A1421	A1422	A1423	A1424	A1425	A1426	A1427	A1428	A1429	A1430	A1431	A1432	A1433	A1434	A1435	A1436	A1437	A1438	A1439	A1440	A1441	A1442	A1443	A1444	A1445	A1446	A1447	A1448	A1449	A1450	A1451	A1452	A1453	A1454	A1455	A1456	A1457	A1458	A1459	A1460	A1461	A1462	A1463	A1464	A1465	A1466	A1467	A1468	A1469	A1470	A1471	A1472	A1473	A1474	A1475	A1476	A1477	A1478	A1479	A1480	A1481	A1482	A1483	A1484	A1485	A1486	A1487	A1488	A1489	A1490	A1491	A1492	A1493	A1494	A1495	A1496	A1497	A1498	A1499	A1500	A1501	A1502	A1503	A1504	A1505	A1506	A1507	A1508	A1509	A1510	A1511	A1512	A1513	A1514	A1515	A1516	A1517	A1518	A1519	A1520	A1521	A1522	A1523	A1524	A1525	A1526	A1527	A1528	A1529	A1530	A1531	A1532	A1533	A1534	A1535	A1536	A1537	A1538	A1539	A1540	A1541	A1542	A1543	A1544	A1545	A1546	A1547	A1548	A1549	A1550	A1551	A1552	A1553	A1554	A1555	A1556	A1557	A1558	A1559	A1560	A1561	A1562	A1563	A1564	A1565	A1566	A1567	A1568	A1569	A1570	A1571	A1572	A1573	A1574	A1575	A1576	A1577	A1578	A1579	A1580	A1581	A1582	A1583	A1584	A1585	A1586	A1587	A1588	A1589	A1590	A1591	A1592	A1593	A1594	A1595	A1596	A1597	A1598	A1599	A1600	A1601	A1602	A1603	A1604	A1605	A1606	A1607	A1608	A1609	A1610	A1611	A1612	A1613	A1614	A1615	A1616	A1617	A1618	A1619	A1620
-------	-------	-------	-------	-------	-------	-------	-------	-------	-------	-------	------	-------	-------	-------	-------	-------	-------	-------	-------	-------	-------	-------	-------	-------	-------	-------	-------	-------	-------	-------	-------	-------	-------	-------	-------	-------	-------	-------	-------	-------	-------	-------	-------	-------	-------	-------	-------	-------	-------	-------	-------	-------	-------	-------	-------	-------	-------	-------	-------	-------	-------	-------	-------	-------	-------	-------	-------	-------	-------	-------	-------	-------	-------	-------	-------	-------	-------	-------	-------	-------	-------	-------	-------	-------	-------	-------	-------	-------	-------	-------	-------	-------	-------	-------	-------	-------	-------	-------	-------	-------	-------	-------	-------	-------	-------	-------	-------	-------	-------	-------	-------	-------	-------	-------	-------	-------	-------	-------	-------	-------	-------	-------	-------	-------	-------	-------	-------	-------	-------	-------	-------	-------	-------	-------	-------	-------	-------	-------	-------	-------	-------	-------	-------	-------	-------	-------	-------	-------	-------	-------	-------	-------	-------	-------	-------	-------	-------	-------	-------	-------	-------	-------	-------	-------	-------	-------	-------	-------	-------	-------	-------	-------	-------	-------	-------	-------	-------	-------	-------	-------	-------	-------	-------	-------	-------	-------	-------	-------	-------	-------	-------	-------	-------	-------	-------	-------	-------	-------	-------	-------	-------	-------	-------	-------	-------	-------	-------	-------	-------	-------	-------	-------	-------	-------	-------	-------	-------	-------	-------	-------	-------	-------	-------	-------	-------	-------	-------	-------	-------	-------	-------	-------	-------	-------	-------	-------	-------	-------	-------	-------	-------	-------	-------	-------	-------	-------	-------	-------	-------	-------	-------	-------	-------	-------	-------	-------	-------	-------	-------	-------	-------	-------	-------	-------	-------	-------	-------	-------	-------	-------	-------	-------	-------	-------	-------	-------	-------	-------	-------	-------	-------	-------	-------	-------	-------	-------	-------	-------	-------	-------	-------	-------	-------	-------	-------	-------	-------	-------	-------	-------	-------	-------	-------	-------	-------	-------	-------	-------	-------	-------	-------	-------	-------	-------	-------	-------	-------	-------	-------	-------	-------	-------	-------	-------	-------	-------	-------	-------	-------	-------	-------	-------	-------	-------	-------	-------	-------	-------	-------	-------	-------	-------	-------	-------	-------	-------	-------	-------	-------	-------	-------	-------	-------	-------	-------	-------	-------	-------	-------	-------	-------	-------	-------	-------	-------	-------	-------	-------	-------	-------	-------	-------	-------	-------	-------	-------	-------	-------	-------	-------	-------	-------	-------	-------	-------	-------	-------	-------	-------	-------	-------	-------	-------	-------	-------	-------	-------	-------	-------	-------	-------	-------	-------	-------	-------	-------	-------	-------	-------	-------	-------	-------	-------	-------	-------	-------	-------	-------	-------	-------	-------	-------	-------	-------	-------	-------	-------	-------	-------	-------	-------	-------	-------	-------	-------	-------	-------	-------	-------	-------	-------	-------	-------	-------	-------	-------	-------	-------	-------	-------	-------	-------	-------	-------	-------	-------	-------	-------	-------	-------	-------	-------	-------	-------	-------	-------	-------	-------	-------	-------	-------	-------	-------	-------	-------	-------	-------	-------	-------	-------	-------	-------	-------	-------	-------	-------	-------	-------	-------	-------	-------	-------	-------	-------	-------	-------	-------	-------	-------	-------	-------	-------	-------	-------	-------	-------	-------	-------	-------	-------	-------	-------	-------	-------	-------	-------	-------	-------	-------	-------	-------	-------	-------	-------	-------	-------	-------	-------	-------	-------	-------	-------	-------	-------	-------	-------	-------	-------	-------	-------	-------	-------	-------	-------	-------	-------	-------	-------	-------	-------	-------	-------	-------	-------	-------	-------	-------	-------	-------	-------	-------	-------	-------	-------	-------	-------	-------	-------	-------	-------	-------	-------	-------	-------	-------	-------	-------	-------	-------	-------	-------	-------	-------	-------	-------	-------	-------	-------	-------	-------	-------	-------	-------	-------	-------	-------	-------	-------	-------	-------	-------	-------	-------	-------	-------	-------	-------	-------	-------	-------	-------	-------	-------	-------	-------	-------	-------	-------	-------	-------	-------	-------	-------	-------	-------	-------	-------	-------	-------	-------	-------	-------	-------	-------	-------	-------	-------	-------	-------	-------	-------	-------	-------	-------	-------	-------	-------	-------	-------	-------	-------	-------	-------	-------	-------	-------	-------	-------	-------	-------	-------	-------	-------	-------	-------	-------	-------	-------	-------	-------	-------	-------	-------	-------	-------	-------	-------	-------	-------	-------	-------	-------	-------	-------	-------	-------	-------	-------	-------	-------	-------	-------	-------	-------	-------	-------	-------	-------	-------	-------	-------	-------	-------	-------	-------	-------	-------	-------	-------	-------	-------	-------	-------	-------	-------	-------	-------	-------	-------	-------	-------	-------	-------	-------	-------	-------	-------	-------	-------	-------	-------	-------	-------	-------	-------	-------	-------	-------	-------	-------	-------	-------	-------	-------	-------	-------	-------	-------	-------	-------	-------	-------	-------	-------	-------	-------	-------	-------	-------	-------	-------	-------	-------	-------	-------	-------	-------	-------	-------	-------	-------	-------	-------	-------	-------	-------	-------	-------	-------	-------	-------	-------	-------	-------	-------	-------	-------




• Molecule 6: ribosome RNA 5S



• Molecule 7: 50S ribosomal protein L2




- Molecule 8: 50S ribosomal protein L3

Chain D:  89% 9% ..




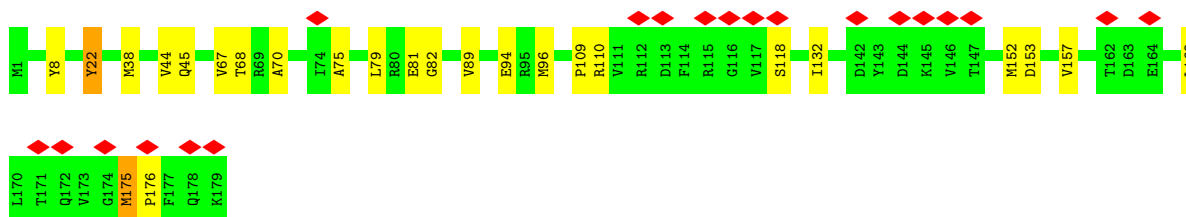
- Molecule 9: 50S ribosomal protein L4

Chain E:  86% 12% .




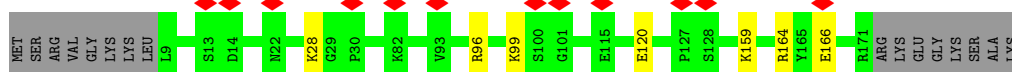
- Molecule 10: 50S ribosomal protein L5

Chain F:  11% 86% 13% .




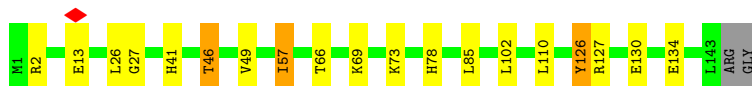
- Molecule 11: 50S ribosomal protein L6

Chain G:  7% 87% 9% .



- Molecule 12: 50S ribosomal protein L13

Chain J:  86% 11% ..




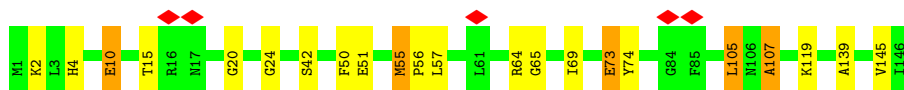
- Molecule 13: 50S ribosomal protein L14

Chain K:  93% 7% .



- Molecule 14: 50S ribosomal protein L15

Chain L:  85% 12%




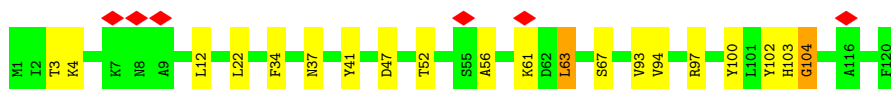
- Molecule 15: 50S ribosomal protein L17

Chain N:  94% 6%



- Molecule 16: 50S ribosomal protein L18

Chain O:  83% 15%



- Molecule 17: 50S ribosomal protein L19

Chain P:  73% 20%




- Molecule 18: 50S ribosomal protein L20

Chain Q:  94%




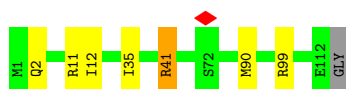
- Molecule 19: 50S ribosomal protein L21

Chain R:  88% 11%




- Molecule 20: 50S ribosomal protein L22

Chain S:  93% 5%




- Molecule 21: 50S ribosomal protein L23

Chain T:  86% 12%




- Molecule 22: 50S ribosomal protein L24

Chain U:  84% 15%

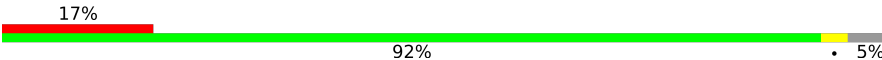


- Molecule 23: 50S ribosomal protein L29

Chain X:  85% 8% 8%



- Molecule 24: 50S ribosomal protein L30

Chain Y:  17% 92% 5%



4 Experimental information

Property	Value	Source
EM reconstruction method	SINGLE PARTICLE	Depositor
Imposed symmetry	POINT, C1	Depositor
Number of particles used	21020	Depositor
Resolution determination method	OTHER	Depositor
CTF correction method	Each particle	Depositor
Microscope	FEI TITAN KRIOS	Depositor
Voltage (kV)	300	Depositor
Electron dose ($e^-/\text{\AA}^2$)	20	Depositor
Minimum defocus (nm)	1000	Depositor
Maximum defocus (nm)	4000	Depositor
Magnification	59000	Depositor
Image detector	FEI EAGLE (4k x 4k)	Depositor
Maximum map value	10.841	Depositor
Minimum map value	-4.301	Depositor
Average map value	0.000	Depositor
Map value standard deviation	1.000	Depositor
Recommended contour level	2.7	Depositor
Map size (\AA)	384.0, 384.0, 384.0	wwPDB
Map dimensions	256, 256, 256	wwPDB
Map angles ($^\circ$)	90.0, 90.0, 90.0	wwPDB
Pixel spacing (\AA)	1.5, 1.5, 1.5	Depositor

5 Model quality i

5.1 Standard geometry i

The Z score for a bond length (or angle) is the number of standard deviations the observed value is removed from the expected value. A bond length (or angle) with $|Z| > 5$ is considered an outlier worth inspection. RMSZ is the root-mean-square of all Z scores of the bond lengths (or angles).

Mol	Chain	Bond lengths		Bond angles	
		RMSZ	# Z >5	RMSZ	# Z >5
1	0	1.04	0/440	1.06	1/584 (0.2%)
2	2	1.26	0/371	1.06	0/483
3	5	0.87	0/921	1.10	1/1239 (0.1%)
4	6	0.91	0/1058	1.02	0/1427
5	A	1.69	134/69349 (0.2%)	2.70	8798/108189 (8.1%)
6	B	1.64	4/2843 (0.1%)	2.64	336/4432 (7.6%)
7	C	1.01	0/2166	1.09	2/2902 (0.1%)
8	D	0.96	0/1590	1.07	0/2130
9	E	0.97	0/1586	1.08	2/2139 (0.1%)
10	F	0.96	0/1432	1.09	2/1920 (0.1%)
11	G	0.98	0/1264	1.05	0/1709
12	J	0.94	0/1157	1.04	0/1557
13	K	1.03	0/928	1.05	0/1245
14	L	0.98	0/1094	1.09	2/1457 (0.1%)
15	N	1.08	0/969	1.06	0/1294
16	O	1.01	0/922	1.05	1/1236 (0.1%)
17	P	1.10	0/929	1.21	5/1243 (0.4%)
18	Q	1.06	0/952	1.08	4/1266 (0.3%)
19	R	0.91	0/806	1.09	0/1080
20	S	1.01	0/877	1.13	1/1179 (0.1%)
21	T	1.00	0/774	1.11	1/1030 (0.1%)
22	U	0.87	0/790	1.15	0/1054
23	X	1.05	0/505	1.02	0/671
24	Y	0.97	0/443	1.01	0/594
All	All	1.55	138/94166 (0.1%)	2.45	9156/142060 (6.4%)

Chiral center outliers are detected by calculating the chiral volume of a chiral center and verifying if the center is modelled as a planar moiety or with the opposite hand. A planarity outlier is detected by checking planarity of atoms in a peptide group, atoms in a mainchain group or atoms of a sidechain that are expected to be planar.

Mol	Chain	#Chirality outliers	#Planarity outliers
5	A	0	447

Continued on next page...

Continued from previous page...

Mol	Chain	#Chirality outliers	#Planarity outliers
6	B	0	15
8	D	0	2
9	E	0	1
14	L	0	2
15	N	0	1
17	P	0	3
21	T	0	3
All	All	0	474

All (138) bond length outliers are listed below:

Mol	Chain	Res	Type	Atoms	Z	Observed(Å)	Ideal(Å)
5	A	1253	A	N7-C5	-7.44	1.34	1.39
5	A	353	A	N7-C5	-7.42	1.34	1.39
5	A	629	G	C2'-C1'	-7.08	1.45	1.53
5	A	1449	C	P-O5'	-7.08	1.52	1.59
5	A	2297	A	N7-C5	-6.86	1.35	1.39
6	B	71	A	N7-C5	-6.74	1.35	1.39
5	A	518	A	N7-C5	-6.70	1.35	1.39
5	A	2254	A	N7-C5	-6.58	1.35	1.39
5	A	225	A	N7-C5	-6.50	1.35	1.39
5	A	752	A	N7-C5	-6.48	1.35	1.39
5	A	630	A	N7-C5	-6.42	1.35	1.39
5	A	1839	A	N7-C5	-6.42	1.35	1.39
5	A	765	A	N7-C5	-6.40	1.35	1.39
5	A	1525	G	P-O5'	-6.30	1.53	1.59
5	A	1831	A	N7-C5	-6.28	1.35	1.39
5	A	2627	A	N7-C5	-6.18	1.35	1.39
5	A	374	A	N7-C5	-6.13	1.35	1.39
5	A	2176	A	N7-C5	-6.09	1.35	1.39
5	A	163	U	C2-N3	6.02	1.42	1.37
5	A	758	A	N7-C5	-6.01	1.35	1.39
5	A	1485	A	N7-C5	-6.00	1.35	1.39
5	A	49	A	N7-C5	-5.98	1.35	1.39
5	A	168	A	N7-C5	-5.97	1.35	1.39
5	A	52	A	N7-C5	-5.97	1.35	1.39
5	A	1628	G	C2'-C1'	-5.95	1.46	1.53
5	A	2778	A	N7-C5	-5.93	1.35	1.39
5	A	1006	A	N7-C5	-5.90	1.35	1.39
5	A	653	A	N7-C5	-5.88	1.35	1.39
5	A	300	G	N7-C5	-5.82	1.35	1.39
5	A	1503	G	C6-N1	5.80	1.43	1.39

Continued on next page...

Continued from previous page...

Mol	Chain	Res	Type	Atoms	Z	Observed(Å)	Ideal(Å)
5	A	1544	C	N3-C4	5.72	1.38	1.33
5	A	830	A	N7-C5	-5.71	1.35	1.39
5	A	2859	G	N7-C5	-5.70	1.35	1.39
5	A	1068	G	C2-N3	5.69	1.37	1.32
5	A	1638	A	N7-C5	-5.68	1.35	1.39
5	A	746	A	N7-C5	-5.68	1.35	1.39
5	A	527	A	N7-C5	-5.68	1.35	1.39
5	A	549	A	N7-C5	-5.65	1.35	1.39
5	A	2133	C	N3-C4	5.64	1.37	1.33
5	A	2214	G	N1-C2	5.62	1.42	1.37
5	A	947	A	N7-C5	-5.61	1.35	1.39
5	A	224	A	N7-C5	-5.60	1.35	1.39
5	A	1561	G	N1-C2	5.58	1.42	1.37
5	A	2835	A	N7-C5	-5.54	1.35	1.39
5	A	944	C	N3-C4	5.54	1.37	1.33
5	A	2202	A	N7-C5	-5.54	1.35	1.39
5	A	600	A	N7-C5	-5.54	1.35	1.39
5	A	2441	A	N7-C5	-5.53	1.35	1.39
5	A	161	A	N7-C5	-5.53	1.35	1.39
5	A	2785	U	C2-N3	5.48	1.41	1.37
5	A	575	A	N7-C5	-5.47	1.35	1.39
5	A	760	G	N7-C5	-5.46	1.35	1.39
5	A	2505	A	C2'-C1'	-5.46	1.47	1.53
5	A	820	U	C2-N3	5.45	1.41	1.37
5	A	1516	A	N7-C5	-5.43	1.35	1.39
6	B	97	A	N7-C5	-5.41	1.36	1.39
6	B	33	U	C2-N3	5.40	1.41	1.37
5	A	926	G	C2-N3	5.39	1.37	1.32
5	A	538	A	N7-C5	-5.37	1.36	1.39
5	A	2411	G	C2-N3	5.36	1.37	1.32
5	A	867	A	N7-C5	-5.35	1.36	1.39
5	A	2754	A	N7-C5	-5.34	1.36	1.39
5	A	559	A	N9-C4	-5.33	1.34	1.37
5	A	1074	A	N7-C5	-5.33	1.36	1.39
5	A	2743	G	C2-N3	5.32	1.37	1.32
5	A	1067	A	N7-C5	-5.31	1.36	1.39
5	A	960	U	C2-N3	5.29	1.41	1.37
5	A	2058	G	C2-N3	5.28	1.36	1.32
5	A	2770	A	N7-C5	-5.28	1.36	1.39
5	A	88	G	N7-C5	-5.27	1.36	1.39
5	A	383	U	C2-N3	5.27	1.41	1.37
5	A	1857	G	C2-N3	5.27	1.36	1.32

Continued on next page...

Continued from previous page...

Mol	Chain	Res	Type	Atoms	Z	Observed(Å)	Ideal(Å)
5	A	902	G	N1-C2	5.26	1.42	1.37
5	A	461	C	N3-C4	5.26	1.37	1.33
5	A	1601	A	N7-C5	-5.26	1.36	1.39
5	A	513	A	N7-C5	-5.25	1.36	1.39
5	A	1327	U	P-O5'	-5.25	1.54	1.59
5	A	1675	A	N7-C5	-5.25	1.36	1.39
5	A	737	C	N3-C4	5.25	1.37	1.33
5	A	645	C	N3-C4	5.24	1.37	1.33
5	A	1103	A	N7-C5	-5.23	1.36	1.39
5	A	911	G	N9-C4	-5.23	1.33	1.38
5	A	42	G	N1-C2	5.22	1.42	1.37
5	A	903	G	N1-C2	5.22	1.42	1.37
5	A	1550	C	N3-C4	5.20	1.37	1.33
5	A	2373	U	C2-N3	5.19	1.41	1.37
5	A	2765	G	N1-C2	5.19	1.41	1.37
5	A	106	G	N1-C2	5.17	1.41	1.37
5	A	1820	A	N7-C5	-5.17	1.36	1.39
5	A	2096	G	C2-N3	5.17	1.36	1.32
5	A	465	U	C2-N3	5.16	1.41	1.37
5	A	1061	A	N7-C5	-5.16	1.36	1.39
5	A	586	C	C2'-C1'	-5.16	1.47	1.53
5	A	2571	A	P-O5'	-5.16	1.54	1.59
5	A	1023	G	N1-C2	5.15	1.41	1.37
5	A	1412	A	N7-C5	-5.15	1.36	1.39
5	A	1679	A	N7-C5	-5.15	1.36	1.39
6	B	102	A	N7-C5	-5.15	1.36	1.39
5	A	317	G	C2-N3	5.14	1.36	1.32
5	A	307	A	N7-C5	-5.14	1.36	1.39
5	A	1243	A	O3'-P	-5.13	1.54	1.61
5	A	34	U	C2-N3	5.13	1.41	1.37
5	A	1746	A	N7-C5	-5.13	1.36	1.39
5	A	1850	A	N7-C5	-5.12	1.36	1.39
5	A	1523	U	C2-N3	5.12	1.41	1.37
5	A	2775	U	C2-N3	5.12	1.41	1.37
5	A	948	A	N7-C5	-5.12	1.36	1.39
5	A	2871	G	C2-N3	5.12	1.36	1.32
5	A	901	U	C2-N3	5.11	1.41	1.37
5	A	825	G	N1-C2	5.11	1.41	1.37
5	A	1588	A	N9-C4	-5.10	1.34	1.37
5	A	1802	A	N7-C5	-5.10	1.36	1.39
5	A	1637	G	C2-N3	5.10	1.36	1.32
5	A	1182	G	C2-N3	5.09	1.36	1.32

Continued on next page...

Continued from previous page...

Mol	Chain	Res	Type	Atoms	Z	Observed(Å)	Ideal(Å)
5	A	1800	C	N3-C4	5.09	1.37	1.33
5	A	1440	G	N1-C2	5.09	1.41	1.37
5	A	965	A	N7-C5	-5.08	1.36	1.39
5	A	2442	G	C2-N3	5.08	1.36	1.32
5	A	30	G	N1-C2	5.08	1.41	1.37
5	A	626	G	N1-C2	5.07	1.41	1.37
5	A	65	A	N7-C5	-5.06	1.36	1.39
5	A	259	A	N7-C5	-5.05	1.36	1.39
5	A	88	G	C2-N3	5.04	1.36	1.32
5	A	1724	A	N7-C5	-5.04	1.36	1.39
5	A	1580	A	N7-C5	-5.04	1.36	1.39
5	A	665	G	C2-N3	5.04	1.36	1.32
5	A	2513	G	N1-C2	5.04	1.41	1.37
5	A	2143	A	N7-C5	-5.04	1.36	1.39
5	A	2894	G	C2-N3	5.03	1.36	1.32
5	A	1735	A	N7-C5	-5.03	1.36	1.39
5	A	462	A	N7-C5	-5.02	1.36	1.39
5	A	1491	A	N7-C5	-5.02	1.36	1.39
5	A	1635	G	C2-N3	5.02	1.36	1.32
5	A	2414	C	N3-C4	5.01	1.37	1.33
5	A	1517	A	N7-C5	-5.01	1.36	1.39
5	A	254	A	N7-C5	-5.01	1.36	1.39
5	A	1859	C	N3-C4	5.00	1.37	1.33
5	A	1075	A	N7-C5	-5.00	1.36	1.39

All (9156) bond angle outliers are listed below:

Mol	Chain	Res	Type	Atoms	Z	Observed(°)	Ideal(°)
6	B	10	G	P-O3'-C3'	26.30	151.26	119.70
5	A	1339	A	P-O3'-C3'	26.04	150.94	119.70
5	A	178	A	P-O3'-C3'	22.26	146.41	119.70
5	A	2062	A	P-O3'-C3'	21.01	144.91	119.70
5	A	74	U	P-O3'-C3'	20.60	144.42	119.70
5	A	375	C	P-O3'-C3'	20.46	144.25	119.70
5	A	1449	C	P-O5'-C5'	19.34	151.84	120.90
5	A	1525	G	P-O5'-C5'	18.96	151.24	120.90
5	A	402	U	P-O3'-C3'	18.79	142.24	119.70
5	A	2252	A	P-O3'-C3'	18.63	142.05	119.70
5	A	1676	G	P-O3'-C3'	18.42	141.80	119.70
5	A	1243	A	P-O3'-C3'	18.09	141.41	119.70
5	A	1606	A	P-O3'-C3'	17.66	140.89	119.70
5	A	2785	U	P-O3'-C3'	17.55	140.76	119.70

Continued on next page...

Continued from previous page...

Mol	Chain	Res	Type	Atoms	Z	Observed(°)	Ideal(°)
5	A	2904	A	N1-C6-N6	17.41	129.04	118.60
5	A	1503	G	N1-C6-O6	17.39	130.34	119.90
5	A	2155	A	P-O3'-C3'	17.39	140.57	119.70
5	A	182	C	P-O3'-C3'	17.16	140.29	119.70
5	A	2862	A	N1-C6-N6	17.09	128.86	118.60
5	A	1454	C	P-O3'-C3'	16.92	140.00	119.70
5	A	2564	A	N1-C6-N6	16.91	128.75	118.60
5	A	224	A	P-O3'-C3'	16.85	139.92	119.70
5	A	1625	C	P-O3'-C3'	16.80	139.86	119.70
5	A	2917	G	P-O3'-C3'	16.72	139.77	119.70
5	A	71	A	P-O3'-C3'	16.64	139.67	119.70
5	A	2120	U	P-O3'-C3'	16.57	139.59	119.70
5	A	1093	G	P-O3'-C3'	16.22	139.17	119.70
5	A	1450	C	P-O3'-C3'	16.20	139.14	119.70
5	A	1058	U	P-O3'-C3'	16.16	139.09	119.70
5	A	1269	A	P-O3'-C3'	16.16	139.09	119.70
5	A	1520	A	N1-C6-N6	16.05	128.23	118.60
5	A	1698	G	P-O3'-C3'	16.00	138.90	119.70
5	A	435	G	P-O3'-C3'	15.99	138.88	119.70
5	A	64	A	P-O3'-C3'	15.86	138.73	119.70
5	A	1636	A	N1-C6-N6	15.85	128.11	118.60
5	A	1503	G	C5-C6-O6	-15.74	119.16	128.60
5	A	2908	A	N1-C6-N6	15.65	127.99	118.60
5	A	1221	A	N1-C6-N6	15.59	127.95	118.60
5	A	333	A	N1-C6-N6	15.41	127.84	118.60
5	A	413	U	P-O3'-C3'	15.28	138.04	119.70
5	A	462	A	N1-C6-N6	15.22	127.73	118.60
5	A	2123	A	N1-C6-N6	15.22	127.73	118.60
5	A	56	A	N1-C6-N6	15.12	127.67	118.60
5	A	305	A	N1-C6-N6	15.02	127.61	118.60
5	A	163	U	P-O3'-C3'	15.00	137.70	119.70
5	A	1672	A	N1-C6-N6	14.99	127.59	118.60
5	A	1113	A	P-O3'-C3'	14.99	137.68	119.70
5	A	1461	A	N1-C6-N6	14.92	127.55	118.60
5	A	913	A	N1-C6-N6	14.88	127.53	118.60
5	A	154	A	N1-C6-N6	14.87	127.52	118.60
5	A	2006	A	N1-C6-N6	14.81	127.49	118.60
5	A	2488	A	N1-C6-N6	14.80	127.48	118.60
5	A	588	C	P-O3'-C3'	14.75	137.40	119.70
5	A	1361	A	N1-C6-N6	14.72	127.44	118.60
5	A	1210	A	P-O3'-C3'	14.72	137.37	119.70
5	A	549	A	N1-C6-N6	14.68	127.41	118.60

Continued on next page...

Continued from previous page...

Mol	Chain	Res	Type	Atoms	Z	Observed(°)	Ideal(°)
5	A	2139	G	P-O3'-C3'	14.65	137.28	119.70
5	A	1677	A	P-O3'-C3'	14.63	137.26	119.70
5	A	400	U	P-O3'-C3'	14.61	137.23	119.70
5	A	2907	A	N1-C6-N6	14.56	127.34	118.60
5	A	1697	A	P-O5'-C5'	14.45	144.03	120.90
5	A	2059	A	P-O3'-C3'	14.45	137.04	119.70
5	A	1925	A	N1-C6-N6	14.43	127.26	118.60
5	A	150	A	P-O3'-C3'	14.43	137.01	119.70
5	A	2889	A	N1-C6-N6	14.41	127.25	118.60
5	A	1709	A	N1-C6-N6	14.39	127.23	118.60
5	A	1417	A	N1-C6-N6	14.38	127.23	118.60
5	A	548	A	N1-C6-N6	14.37	127.22	118.60
5	A	1713	A	N1-C6-N6	14.32	127.19	118.60
5	A	2348	C	P-O3'-C3'	14.28	136.83	119.70
6	B	99	A	N1-C6-N6	14.26	127.15	118.60
5	A	910	A	N1-C6-N6	14.25	127.15	118.60
5	A	705	A	N1-C6-N6	14.23	127.14	118.60
5	A	302	A	N1-C6-N6	14.17	127.10	118.60
5	A	1340	A	P-O3'-C3'	14.13	136.65	119.70
5	A	1805	G	P-O3'-C3'	14.12	136.65	119.70
5	A	2887	A	N1-C6-N6	14.12	127.07	118.60
5	A	2052	A	N1-C6-N6	14.11	127.07	118.60
5	A	1721	A	N1-C6-N6	14.09	127.05	118.60
5	A	1496	G	P-O3'-C3'	14.07	136.58	119.70
5	A	1292	G	P-O3'-C3'	14.07	136.58	119.70
5	A	572	A	N1-C6-N6	14.04	127.02	118.60
5	A	496	A	N1-C6-N6	13.99	126.99	118.60
5	A	2826	A	P-O3'-C3'	13.98	136.48	119.70
5	A	230	A	N1-C6-N6	13.93	126.96	118.60
5	A	2047	A	N1-C6-N6	13.93	126.96	118.60
5	A	2479	A	N1-C6-N6	13.92	126.95	118.60
5	A	600	A	N1-C6-N6	13.91	126.95	118.60
5	A	2860	A	N1-C6-N6	13.89	126.93	118.60
5	A	922	A	N1-C6-N6	13.86	126.91	118.60
5	A	438	A	N1-C6-N6	13.84	126.90	118.60
5	A	1497	G	O4'-C1'-N9	13.83	119.26	108.20
5	A	2885	A	N1-C6-N6	13.80	126.88	118.60
5	A	666	G	P-O3'-C3'	13.80	136.26	119.70
5	A	1774	A	N1-C6-N6	13.79	126.88	118.60
5	A	849	A	N1-C6-N6	13.78	126.87	118.60
6	B	46	A	N1-C6-N6	13.78	126.87	118.60
5	A	2606	A	N1-C6-N6	13.76	126.86	118.60

Continued on next page...

Continued from previous page...

Mol	Chain	Res	Type	Atoms	Z	Observed(°)	Ideal(°)
5	A	1619	A	N1-C6-N6	13.76	126.86	118.60
5	A	799	A	P-O3'-C3'	13.76	136.21	119.70
5	A	2663	A	N1-C6-N6	13.74	126.84	118.60
5	A	2670	A	N1-C6-N6	13.72	126.83	118.60
5	A	1838	A	N1-C6-N6	13.68	126.81	118.60
5	A	156	A	N1-C6-N6	13.62	126.77	118.60
5	A	307	A	N1-C6-N6	13.61	126.77	118.60
5	A	14	A	N1-C6-N6	13.60	126.76	118.60
5	A	1928	A	N1-C6-N6	13.59	126.76	118.60
5	A	150	A	N1-C6-N6	13.57	126.74	118.60
5	A	2919	A	N1-C6-N6	13.56	126.73	118.60
5	A	2134	A	N1-C6-N6	13.52	126.71	118.60
5	A	2704	A	N1-C6-N6	13.52	126.71	118.60
5	A	260	A	N1-C6-N6	13.52	126.71	118.60
5	A	434	U	P-O3'-C3'	13.52	135.92	119.70
6	B	44	A	N1-C6-N6	13.49	126.70	118.60
5	A	948	A	N1-C6-N6	13.48	126.69	118.60
5	A	278	A	N1-C6-N6	13.47	126.68	118.60
5	A	1190	A	N1-C6-N6	13.46	126.68	118.60
5	A	2357	A	N1-C6-N6	13.45	126.67	118.60
5	A	166	A	N1-C6-N6	13.43	126.66	118.60
5	A	1326	A	N1-C6-N6	13.42	126.65	118.60
5	A	1533	A	N1-C6-N6	13.40	126.64	118.60
5	A	1291	A	N1-C6-N6	13.40	126.64	118.60
5	A	1313	A	P-O3'-C3'	13.38	135.76	119.70
5	A	2790	A	N1-C6-N6	13.38	126.63	118.60
5	A	769	A	N1-C6-N6	13.38	126.62	118.60
5	A	198	A	N1-C6-N6	13.36	126.62	118.60
5	A	2837	A	N1-C6-N6	13.36	126.61	118.60
5	A	2398	A	N1-C6-N6	13.34	126.60	118.60
5	A	1655	A	N1-C6-N6	13.33	126.60	118.60
5	A	2900	A	N1-C6-N6	13.33	126.60	118.60
5	A	329	A	N1-C6-N6	13.28	126.57	118.60
5	A	1746	A	N1-C6-N6	13.26	126.56	118.60
6	B	116	C	P-O3'-C3'	13.25	135.60	119.70
5	A	592	A	N1-C6-N6	13.22	126.53	118.60
5	A	543	A	N1-C6-N6	13.22	126.53	118.60
5	A	2482	A	N1-C6-N6	13.22	126.53	118.60
5	A	1532	A	N1-C6-N6	13.21	126.53	118.60
5	A	1103	A	N1-C6-N6	13.20	126.52	118.60
5	A	1483	A	N1-C6-N6	13.20	126.52	118.60
5	A	1580	A	N1-C6-N6	13.19	126.51	118.60

Continued on next page...

Continued from previous page...

Mol	Chain	Res	Type	Atoms	Z	Observed(°)	Ideal(°)
5	A	229	A	N1-C6-N6	13.19	126.51	118.60
5	A	753	A	N1-C6-N6	13.19	126.51	118.60
5	A	781	A	N1-C6-N6	13.18	126.51	118.60
5	A	281	A	N1-C6-N6	13.17	126.50	118.60
5	A	110	A	N1-C6-N6	13.16	126.50	118.60
5	A	724	A	N1-C6-N6	13.16	126.50	118.60
5	A	1357	A	N1-C6-N6	13.16	126.50	118.60
5	A	1653	A	N1-C6-N6	13.16	126.50	118.60
5	A	2146	A	N1-C6-N6	13.15	126.49	118.60
5	A	1961	A	N1-C6-N6	13.15	126.49	118.60
5	A	2923	A	N1-C6-N6	13.14	126.49	118.60
5	A	1235	A	N1-C6-N6	13.13	126.48	118.60
6	B	27	A	N1-C6-N6	13.12	126.47	118.60
5	A	1620	A	N1-C6-N6	13.11	126.47	118.60
5	A	2436	A	N1-C6-N6	13.11	126.46	118.60
5	A	527	A	N1-C6-N6	13.10	126.46	118.60
5	A	1250	G	P-O3'-C3'	13.10	135.42	119.70
5	A	2100	A	N1-C6-N6	13.09	126.45	118.60
5	A	870	A	N1-C6-N6	13.09	126.45	118.60
5	A	526	A	N1-C6-N6	13.08	126.45	118.60
5	A	108	A	N1-C6-N6	13.07	126.44	118.60
5	A	897	G	N1-C6-O6	13.07	127.74	119.90
5	A	1776	A	N1-C6-N6	13.07	126.44	118.60
5	A	622	A	N1-C6-N6	13.06	126.44	118.60
5	A	84	A	N1-C6-N6	13.04	126.43	118.60
5	A	1458	U	P-O3'-C3'	13.04	135.35	119.70
5	A	2740	A	N1-C6-N6	13.04	126.42	118.60
5	A	619	A	N1-C6-N6	13.03	126.42	118.60
5	A	1490	A	N1-C6-N6	12.99	126.40	118.60
5	A	1727	A	N1-C6-N6	12.99	126.39	118.60
5	A	2270	A	N1-C6-N6	12.99	126.39	118.60
5	A	952	A	N1-C6-N6	12.98	126.39	118.60
5	A	2170	A	N1-C6-N6	12.97	126.38	118.60
5	A	2406	A	N1-C6-N6	12.96	126.38	118.60
5	A	2044	A	N1-C6-N6	12.96	126.37	118.60
5	A	700	U	P-O3'-C3'	12.96	135.25	119.70
5	A	1115	A	P-O3'-C3'	12.95	135.24	119.70
5	A	647	A	P-O3'-C3'	12.92	135.20	119.70
5	A	559	A	N1-C6-N6	12.91	126.35	118.60
5	A	584	A	N1-C6-N6	12.89	126.33	118.60
6	B	55	A	N1-C6-N6	12.88	126.33	118.60
5	A	216	A	N1-C6-N6	12.88	126.33	118.60

Continued on next page...

Continued from previous page...

Mol	Chain	Res	Type	Atoms	Z	Observed(°)	Ideal(°)
5	A	2262	A	N1-C6-N6	12.88	126.33	118.60
5	A	1327	U	P-O5'-C5'	12.87	141.49	120.90
5	A	1588	A	N1-C6-N6	12.87	126.32	118.60
5	A	1157	A	N1-C6-N6	12.86	126.32	118.60
5	A	1059	A	N1-C6-N6	12.86	126.31	118.60
5	A	2812	A	N1-C6-N6	12.84	126.31	118.60
5	A	722	A	N1-C6-N6	12.84	126.30	118.60
5	A	1477	A	N1-C6-N6	12.83	126.30	118.60
5	A	1832	A	N1-C6-N6	12.82	126.29	118.60
5	A	1084	A	N1-C6-N6	12.82	126.29	118.60
5	A	178	A	N1-C6-N6	12.81	126.29	118.60
5	A	821	A	N1-C6-N6	12.81	126.29	118.60
5	A	107	G	N1-C6-O6	12.81	127.58	119.90
5	A	1244	A	N1-C6-N6	12.81	126.28	118.60
5	A	1661	A	N1-C6-N6	12.81	126.28	118.60
5	A	903	G	P-O3'-C3'	12.80	135.06	119.70
5	A	925	A	N1-C6-N6	12.80	126.28	118.60
5	A	1094	A	N1-C6-N6	12.79	126.27	118.60
5	A	1313	A	N1-C6-N6	12.79	126.27	118.60
5	A	974	A	N1-C6-N6	12.78	126.27	118.60
5	A	2546	C	P-O3'-C3'	12.78	135.04	119.70
5	A	623	A	N1-C6-N6	12.78	126.27	118.60
5	A	2276	A	N1-C6-N6	12.78	126.27	118.60
5	A	2369	A	N1-C6-N6	12.78	126.27	118.60
5	A	2830	A	N1-C6-N6	12.78	126.27	118.60
5	A	2383	A	N1-C6-N6	12.77	126.26	118.60
5	A	406	G	P-O3'-C3'	12.77	135.02	119.70
5	A	1809	A	N1-C6-N6	12.76	126.25	118.60
5	A	888	A	N1-C6-N6	12.75	126.25	118.60
5	A	2364	A	N1-C6-N6	12.75	126.25	118.60
5	A	1258	A	N1-C6-N6	12.74	126.25	118.60
5	A	1710	A	N1-C6-N6	12.74	126.24	118.60
5	A	2734	A	N1-C6-N6	12.73	126.24	118.60
5	A	1417	A	P-O3'-C3'	12.73	134.98	119.70
5	A	1945	A	P-O3'-C3'	12.72	134.96	119.70
5	A	2440	A	N1-C6-N6	12.71	126.22	118.60
5	A	2007	A	N1-C6-N6	12.71	126.22	118.60
5	A	2924	A	N1-C6-N6	12.71	126.22	118.60
5	A	736	A	N1-C6-N6	12.70	126.22	118.60
5	A	2782	A	N1-C6-N6	12.70	126.22	118.60
5	A	280	G	N1-C6-O6	12.69	127.52	119.90
5	A	646	A	N1-C6-N6	12.69	126.21	118.60

Continued on next page...

Continued from previous page...

Mol	Chain	Res	Type	Atoms	Z	Observed(°)	Ideal(°)
5	A	21	A	N1-C6-N6	12.69	126.21	118.60
5	A	2526	A	N1-C6-N6	12.69	126.21	118.60
5	A	1201	A	N1-C6-N6	12.69	126.21	118.60
5	A	1179	A	N1-C6-N6	12.69	126.21	118.60
5	A	2691	A	N1-C6-N6	12.68	126.21	118.60
6	B	20	A	N1-C6-N6	12.68	126.21	118.60
5	A	2639	C	P-O3'-C3'	12.68	134.92	119.70
5	A	1115	A	N1-C6-N6	12.68	126.21	118.60
5	A	1067	A	N1-C6-N6	12.67	126.20	118.60
5	A	1534	A	N1-C6-N6	12.67	126.20	118.60
5	A	1695	A	N1-C6-N6	12.67	126.20	118.60
5	A	2083	A	N1-C6-N6	12.66	126.20	118.60
5	A	2499	G	N1-C6-O6	12.66	127.50	119.90
5	A	1222	A	N1-C6-N6	12.66	126.19	118.60
5	A	206	A	N1-C6-N6	12.65	126.19	118.60
5	A	1820	A	N1-C6-N6	12.64	126.19	118.60
5	A	2451	C	P-O3'-C3'	12.64	134.86	119.70
5	A	1802	A	N1-C6-N6	12.63	126.18	118.60
5	A	2241	A	N1-C6-N6	12.63	126.18	118.60
5	A	1606	A	N1-C6-N6	12.63	126.18	118.60
5	A	300	G	N1-C6-O6	12.62	127.47	119.90
5	A	2537	G	N1-C6-O6	12.61	127.47	119.90
5	A	2570	A	N1-C6-N6	12.60	126.16	118.60
5	A	2851	A	N1-C6-N6	12.60	126.16	118.60
5	A	2395	A	N1-C6-N6	12.60	126.16	118.60
5	A	185	A	P-O3'-C3'	12.59	134.81	119.70
5	A	1967	A	N1-C6-N6	12.59	126.16	118.60
5	A	418	A	N1-C6-N6	12.58	126.15	118.60
5	A	1675	A	N1-C6-N6	12.58	126.15	118.60
5	A	2027	A	N1-C6-N6	12.58	126.15	118.60
5	A	2912	A	N1-C6-N6	12.58	126.15	118.60
5	A	475	A	N1-C6-N6	12.57	126.14	118.60
5	A	1335	A	N1-C6-N6	12.56	126.14	118.60
5	A	2032	A	N1-C6-N6	12.56	126.14	118.60
5	A	1648	A	N1-C6-N6	12.56	126.14	118.60
5	A	1722	A	N1-C6-N6	12.56	126.14	118.60
5	A	1818	A	N1-C6-N6	12.56	126.14	118.60
5	A	1813	A	N1-C6-N6	12.56	126.13	118.60
5	A	1784	A	N1-C6-N6	12.55	126.13	118.60
5	A	2476	G	N1-C6-O6	12.54	127.42	119.90
5	A	1188	A	N1-C6-N6	12.53	126.12	118.60
5	A	2317	A	N1-C6-N6	12.53	126.12	118.60

Continued on next page...

Continued from previous page...

Mol	Chain	Res	Type	Atoms	Z	Observed(°)	Ideal(°)
5	A	2786	A	N1-C6-N6	12.53	126.12	118.60
5	A	758	A	N1-C6-N6	12.52	126.11	118.60
5	A	2658	A	N1-C6-N6	12.51	126.11	118.60
5	A	44	A	N1-C6-N6	12.51	126.11	118.60
5	A	1743	A	N1-C6-N6	12.50	126.10	118.60
5	A	723	A	N1-C6-N6	12.50	126.10	118.60
5	A	2358	A	N1-C6-N6	12.50	126.10	118.60
5	A	2902	A	N1-C6-N6	12.50	126.10	118.60
5	A	1134	A	N1-C6-N6	12.49	126.10	118.60
5	A	1131	A	N1-C6-N6	12.49	126.09	118.60
5	A	2390	A	N1-C6-N6	12.49	126.09	118.60
5	A	1286	A	N1-C6-N6	12.49	126.09	118.60
5	A	2119	A	N1-C6-N6	12.49	126.09	118.60
5	A	732	A	N1-C6-N6	12.48	126.09	118.60
5	A	1020	A	N1-C6-N6	12.48	126.09	118.60
5	A	1852	G	N1-C6-O6	12.48	127.39	119.90
5	A	2343	A	N1-C6-N6	12.48	126.09	118.60
5	A	130	A	N1-C6-N6	12.47	126.08	118.60
5	A	727	A	N1-C6-N6	12.47	126.08	118.60
5	A	740	A	N1-C6-N6	12.47	126.08	118.60
5	A	2059	A	N1-C6-N6	12.47	126.08	118.60
5	A	1008	A	N1-C6-N6	12.46	126.08	118.60
5	A	1608	A	N1-C6-N6	12.46	126.08	118.60
5	A	2454	A	N1-C6-N6	12.46	126.08	118.60
5	A	2517	A	N1-C6-N6	12.46	126.08	118.60
5	A	1314	A	N1-C6-N6	12.46	126.08	118.60
5	A	366	A	N1-C6-N6	12.45	126.07	118.60
5	A	1098	C	P-O3'-C3'	12.44	134.62	119.70
5	A	770	A	N1-C6-N6	12.44	126.06	118.60
5	A	991	A	N1-C6-N6	12.43	126.06	118.60
5	A	1638	A	N1-C6-N6	12.43	126.06	118.60
5	A	2461	A	N1-C6-N6	12.43	126.06	118.60
5	A	324	A	N1-C6-N6	12.43	126.06	118.60
5	A	1679	A	N1-C6-N6	12.43	126.06	118.60
5	A	2619	A	N1-C6-N6	12.42	126.05	118.60
5	A	1224	A	N1-C6-N6	12.42	126.05	118.60
5	A	2627	A	N1-C6-N6	12.42	126.05	118.60
5	A	2643	A	N1-C6-N6	12.42	126.05	118.60
5	A	309	U	P-O3'-C3'	12.41	134.60	119.70
5	A	2735	A	N1-C6-N6	12.41	126.04	118.60
5	A	456	A	N1-C6-N6	12.40	126.04	118.60
5	A	2147	U	P-O3'-C3'	12.40	134.58	119.70

Continued on next page...

Continued from previous page...

Mol	Chain	Res	Type	Atoms	Z	Observed(°)	Ideal(°)
5	A	1056	A	N1-C6-N6	12.40	126.04	118.60
5	A	1685	A	N1-C6-N6	12.40	126.04	118.60
5	A	602	G	N1-C6-O6	12.40	127.34	119.90
5	A	1468	G	N1-C6-O6	12.38	127.33	119.90
5	A	2694	A	N1-C6-N6	12.38	126.03	118.60
5	A	1517	A	N1-C6-N6	12.38	126.03	118.60
5	A	2700	A	N1-C6-N6	12.38	126.03	118.60
5	A	1189	A	N1-C6-N6	12.37	126.02	118.60
5	A	330	A	N1-C6-N6	12.37	126.02	118.60
5	A	222	A	N1-C6-N6	12.36	126.02	118.60
5	A	2762	A	N1-C6-N6	12.36	126.02	118.60
5	A	2402	A	N1-C6-N6	12.36	126.01	118.60
5	A	161	A	N1-C6-N6	12.35	126.01	118.60
5	A	2810	A	N1-C6-N6	12.35	126.01	118.60
5	A	1556	A	N1-C6-N6	12.35	126.01	118.60
5	A	2042	A	N1-C6-N6	12.34	126.01	118.60
5	A	1025	A	N1-C6-N6	12.34	126.00	118.60
5	A	2030	A	N1-C6-N6	12.34	126.00	118.60
5	A	2351	A	N1-C6-N6	12.34	126.00	118.60
5	A	2389	A	P-O3'-C3'	12.34	134.51	119.70
5	A	258	A	N1-C6-N6	12.34	126.00	118.60
5	A	1339	A	N1-C6-N6	12.34	126.00	118.60
5	A	634	A	N1-C6-N6	12.33	126.00	118.60
5	A	1034	A	N1-C6-N6	12.33	126.00	118.60
5	A	1014	A	N1-C6-N6	12.32	125.99	118.60
5	A	1989	A	N1-C6-N6	12.32	125.99	118.60
5	A	1106	U	P-O3'-C3'	12.32	134.48	119.70
5	A	1130	A	N1-C6-N6	12.31	125.99	118.60
5	A	173	A	N1-C6-N6	12.31	125.98	118.60
5	A	1858	A	N1-C6-N6	12.30	125.98	118.60
5	A	2405	A	N1-C6-N6	12.30	125.98	118.60
5	A	582	A	N1-C6-N6	12.30	125.98	118.60
5	A	2165	A	N1-C6-N6	12.30	125.98	118.60
5	A	179	A	P-O3'-C3'	12.29	134.45	119.70
5	A	67	A	N1-C6-N6	12.29	125.98	118.60
5	A	124	A	N1-C6-N6	12.29	125.97	118.60
5	A	1724	A	N1-C6-N6	12.28	125.97	118.60
5	A	2464	A	N1-C6-N6	12.28	125.97	118.60
5	A	2807	A	N1-C6-N6	12.28	125.97	118.60
5	A	343	A	N1-C6-N6	12.28	125.97	118.60
5	A	1445	A	N1-C6-N6	12.27	125.96	118.60
5	A	94	A	N1-C6-N6	12.27	125.96	118.60

Continued on next page...

Continued from previous page...

Mol	Chain	Res	Type	Atoms	Z	Observed(°)	Ideal(°)
5	A	2463	A	N1-C6-N6	12.27	125.96	118.60
5	A	171	A	N1-C6-N6	12.27	125.96	118.60
5	A	254	A	N1-C6-N6	12.26	125.96	118.60
5	A	133	A	N1-C6-N6	12.26	125.96	118.60
5	A	1747	G	N1-C6-O6	12.26	127.25	119.90
5	A	476	A	N1-C6-N6	12.25	125.95	118.60
5	A	1042	A	N1-C6-N6	12.24	125.94	118.60
5	A	1815	A	P-O3'-C3'	12.24	134.39	119.70
5	A	667	A	N1-C6-N6	12.24	125.94	118.60
5	A	2834	A	N1-C6-N6	12.23	125.94	118.60
5	A	38	A	N1-C6-N6	12.23	125.94	118.60
5	A	867	A	N1-C6-N6	12.23	125.94	118.60
5	A	144	A	N1-C6-N6	12.23	125.94	118.60
5	A	147	G	N1-C6-O6	12.22	127.23	119.90
5	A	2629	A	N1-C6-N6	12.21	125.93	118.60
5	A	140	A	N1-C6-N6	12.21	125.93	118.60
5	A	1026	A	N1-C6-N6	12.21	125.93	118.60
5	A	1618	A	N1-C6-N6	12.21	125.93	118.60
5	A	2505	A	N1-C6-N6	12.21	125.92	118.60
5	A	964	A	N1-C6-N6	12.20	125.92	118.60
5	A	1287	A	N1-C6-N6	12.21	125.92	118.60
5	A	513	A	N1-C6-N6	12.20	125.92	118.60
5	A	1982	A	N1-C6-N6	12.20	125.92	118.60
5	A	2389	A	N1-C6-N6	12.20	125.92	118.60
5	A	866	A	N1-C6-N6	12.20	125.92	118.60
5	A	384	A	N1-C6-N6	12.20	125.92	118.60
5	A	1473	A	N1-C6-N6	12.20	125.92	118.60
5	A	656	A	N1-C6-N6	12.19	125.91	118.60
5	A	2767	A	N1-C6-N6	12.19	125.91	118.60
5	A	15	G	N1-C6-O6	12.19	127.21	119.90
5	A	673	A	N1-C6-N6	12.18	125.91	118.60
5	A	2362	A	N1-C6-N6	12.18	125.91	118.60
5	A	1406	A	N1-C6-N6	12.18	125.91	118.60
5	A	1778	A	N1-C6-N6	12.18	125.91	118.60
5	A	1480	A	N1-C6-N6	12.17	125.90	118.60
5	A	904	A	N1-C6-N6	12.17	125.90	118.60
5	A	2500	A	N1-C6-N6	12.17	125.90	118.60
5	A	1029	A	N1-C6-N6	12.17	125.90	118.60
5	A	763	A	N1-C6-N6	12.16	125.90	118.60
5	A	1097	A	N1-C6-N6	12.16	125.89	118.60
5	A	1194	A	N1-C6-N6	12.16	125.89	118.60
5	A	2034	A	N1-C6-N6	12.15	125.89	118.60

Continued on next page...

Continued from previous page...

Mol	Chain	Res	Type	Atoms	Z	Observed(°)	Ideal(°)
5	A	1941	A	N1-C6-N6	12.15	125.89	118.60
5	A	2831	A	N1-C6-N6	12.15	125.89	118.60
5	A	345	A	N1-C6-N6	12.15	125.89	118.60
5	A	1243	A	N1-C6-N6	12.14	125.89	118.60
6	B	11	A	N1-C6-N6	12.14	125.88	118.60
5	A	762	A	N1-C6-N6	12.14	125.88	118.60
5	A	2143	A	N1-C6-N6	12.14	125.88	118.60
5	A	2303	A	N1-C6-N6	12.14	125.88	118.60
5	A	630	A	N1-C6-N6	12.13	125.88	118.60
5	A	95	A	N1-C6-N6	12.13	125.88	118.60
5	A	1284	A	N1-C6-N6	12.13	125.88	118.60
5	A	1398	A	N1-C6-N6	12.13	125.88	118.60
5	A	1814	A	N1-C6-N6	12.13	125.88	118.60
5	A	437	A	N1-C6-N6	12.13	125.88	118.60
5	A	259	A	N1-C6-N6	12.12	125.87	118.60
5	A	1981	A	N1-C6-N6	12.12	125.87	118.60
5	A	1617	A	N1-C6-N6	12.12	125.87	118.60
5	A	829	A	N1-C6-N6	12.12	125.87	118.60
5	A	310	C	P-O3'-C3'	12.11	134.24	119.70
5	A	431	A	N1-C6-N6	12.11	125.87	118.60
5	A	2316	A	N1-C6-N6	12.11	125.87	118.60
5	A	2462	A	N1-C6-N6	12.11	125.87	118.60
5	A	1027	A	N1-C6-N6	12.11	125.87	118.60
5	A	1767	A	N1-C6-N6	12.11	125.87	118.60
5	A	561	A	N1-C6-N6	12.11	125.86	118.60
5	A	1061	A	N1-C6-N6	12.11	125.86	118.60
5	A	2187	A	N1-C6-N6	12.11	125.86	118.60
5	A	2302	A	N1-C6-N6	12.11	125.86	118.60
5	A	2315	A	N1-C6-N6	12.11	125.86	118.60
5	A	314	A	N1-C6-N6	12.10	125.86	118.60
5	A	1614	A	N1-C6-N6	12.10	125.86	118.60
6	B	39	A	N1-C6-N6	12.10	125.86	118.60
5	A	1161	A	N1-C6-N6	12.10	125.86	118.60
5	A	971	A	N1-C6-N6	12.10	125.86	118.60
5	A	2787	A	N1-C6-N6	12.10	125.86	118.60
5	A	1697	A	N1-C6-N6	12.10	125.86	118.60
6	B	48	G	N1-C6-O6	12.10	127.16	119.90
5	A	226	A	N1-C6-N6	12.09	125.86	118.60
5	A	2066	A	N1-C6-N6	12.09	125.86	118.60
5	A	2387	A	N1-C6-N6	12.09	125.85	118.60
5	A	790	A	N1-C6-N6	12.09	125.85	118.60
5	A	1423	A	P-O3'-C3'	12.09	134.21	119.70

Continued on next page...

Continued from previous page...

Mol	Chain	Res	Type	Atoms	Z	Observed(°)	Ideal(°)
5	A	200	A	N1-C6-N6	12.08	125.85	118.60
5	A	364	A	N1-C6-N6	12.08	125.85	118.60
5	A	2511	A	N1-C6-N6	12.08	125.85	118.60
5	A	2769	A	N1-C6-N6	12.08	125.85	118.60
5	A	339	A	N1-C6-N6	12.08	125.85	118.60
5	A	369	A	N1-C6-N6	12.08	125.85	118.60
5	A	999	A	N1-C6-N6	12.08	125.85	118.60
5	A	1593	A	N1-C6-N6	12.08	125.85	118.60
5	A	2010	A	N1-C6-N6	12.08	125.85	118.60
5	A	1174	A	N1-C6-N6	12.07	125.84	118.60
5	A	1504	A	N1-C6-N6	12.07	125.84	118.60
5	A	2338	A	N1-C6-N6	12.07	125.84	118.60
5	A	2329	A	N1-C6-N6	12.07	125.84	118.60
5	A	1434	A	N1-C6-N6	12.07	125.84	118.60
5	A	1581	A	N1-C6-N6	12.07	125.84	118.60
5	A	1791	A	N1-C6-N6	12.06	125.84	118.60
5	A	1260	A	N1-C6-N6	12.06	125.84	118.60
5	A	2089	A	N1-C6-N6	12.06	125.84	118.60
5	A	1850	A	N1-C6-N6	12.06	125.83	118.60
5	A	2216	A	N1-C6-N6	12.06	125.83	118.60
5	A	91	A	N1-C6-N6	12.06	125.83	118.60
5	A	1266	A	N1-C6-N6	12.05	125.83	118.60
5	A	847	A	N1-C6-N6	12.05	125.83	118.60
5	A	1565	U	P-O3'-C3'	12.05	134.16	119.70
5	A	1848	A	N1-C6-N6	12.05	125.83	118.60
5	A	500	A	N1-C6-N6	12.05	125.83	118.60
5	A	1947	A	N1-C6-N6	12.05	125.83	118.60
5	A	2447	A	N1-C6-N6	12.05	125.83	118.60
5	A	1142	A	N1-C6-N6	12.05	125.83	118.60
5	A	2498	A	N1-C6-N6	12.05	125.83	118.60
5	A	2595	A	N1-C6-N6	12.05	125.83	118.60
5	A	185	A	N1-C6-N6	12.04	125.83	118.60
5	A	1453	A	N1-C6-N6	12.04	125.83	118.60
5	A	690	A	N1-C6-N6	12.04	125.82	118.60
5	A	889	A	N1-C6-N6	12.04	125.82	118.60
5	A	2295	A	N1-C6-N6	12.04	125.82	118.60
5	A	1113	A	N1-C6-N6	12.04	125.82	118.60
5	A	41	A	N1-C6-N6	12.03	125.82	118.60
5	A	179	A	N1-C6-N6	12.03	125.82	118.60
5	A	326	A	N1-C6-N6	12.03	125.82	118.60
5	A	1006	A	N1-C6-N6	12.03	125.81	118.60
5	A	183	A	N1-C6-N6	12.02	125.81	118.60

Continued on next page...

Continued from previous page...

Mol	Chain	Res	Type	Atoms	Z	Observed(°)	Ideal(°)
5	A	1316	A	N1-C6-N6	12.02	125.81	118.60
5	A	2719	A	N1-C6-N6	12.02	125.81	118.60
5	A	1202	A	N1-C6-N6	12.02	125.81	118.60
5	A	2132	A	N1-C6-N6	12.02	125.81	118.60
5	A	1141	A	N1-C6-N6	12.01	125.81	118.60
5	A	1583	A	N1-C6-N6	12.01	125.81	118.60
5	A	2254	A	N1-C6-N6	12.01	125.81	118.60
5	A	2804	A	N1-C6-N6	12.01	125.81	118.60
5	A	2875	A	N1-C6-N6	12.01	125.81	118.60
5	A	251	G	N1-C6-O6	12.01	127.10	119.90
5	A	1078	A	N1-C6-N6	12.01	125.80	118.60
6	B	118	A	N1-C6-N6	12.01	125.80	118.60
5	A	841	A	N1-C6-N6	12.00	125.80	118.60
5	A	1966	A	N1-C6-N6	12.00	125.80	118.60
5	A	2220	A	N1-C6-N6	12.00	125.80	118.60
5	A	1426	A	N1-C6-N6	11.99	125.80	118.60
5	A	2745	U	O4'-C1'-N1	11.99	117.79	108.20
5	A	1965	A	N1-C6-N6	11.99	125.79	118.60
5	A	560	A	N1-C6-N6	11.98	125.79	118.60
6	B	114	A	N1-C6-N6	11.98	125.79	118.60
5	A	1956	A	N1-C6-N6	11.98	125.79	118.60
5	A	365	U	P-O3'-C3'	11.98	134.07	119.70
5	A	1269	A	N1-C6-N6	11.98	125.79	118.60
5	A	2071	A	N1-C6-N6	11.98	125.79	118.60
5	A	1553	A	N1-C6-N6	11.98	125.78	118.60
5	A	1149	A	N1-C6-N6	11.97	125.78	118.60
5	A	1302	A	N1-C6-N6	11.97	125.78	118.60
5	A	1555	A	N1-C6-N6	11.97	125.78	118.60
5	A	2468	A	N1-C6-N6	11.97	125.78	118.60
5	A	61	A	N1-C6-N6	11.97	125.78	118.60
5	A	939	G	N1-C6-O6	11.97	127.08	119.90
5	A	2708	A	N1-C6-N6	11.97	125.78	118.60
5	A	917	A	N1-C6-N6	11.96	125.78	118.60
5	A	2656	G	P-O3'-C3'	11.96	134.05	119.70
5	A	268	A	N1-C6-N6	11.96	125.78	118.60
5	A	2124	A	N1-C6-N6	11.96	125.78	118.60
5	A	1442	A	N1-C6-N6	11.96	125.77	118.60
5	A	1706	G	N1-C6-O6	11.96	127.07	119.90
5	A	337	A	N1-C6-N6	11.95	125.77	118.60
5	A	958	A	N1-C6-N6	11.95	125.77	118.60
5	A	1663	A	N1-C6-N6	11.95	125.77	118.60
5	A	2898	A	N1-C6-N6	11.95	125.77	118.60

Continued on next page...

Continued from previous page...

Mol	Chain	Res	Type	Atoms	Z	Observed(°)	Ideal(°)
5	A	177	G	N1-C6-O6	11.95	127.07	119.90
5	A	388	A	N1-C6-N6	11.95	125.77	118.60
5	A	436	A	N1-C6-N6	11.95	125.77	118.60
5	A	553	A	N1-C6-N6	11.95	125.77	118.60
5	A	1745	A	N1-C6-N6	11.95	125.77	118.60
5	A	618	A	N1-C6-N6	11.95	125.77	118.60
5	A	1405	A	N1-C6-N6	11.94	125.77	118.60
5	A	1096	A	N1-C6-N6	11.94	125.77	118.60
5	A	2000	A	N1-C6-N6	11.94	125.77	118.60
5	A	421	A	N1-C6-N6	11.94	125.76	118.60
5	A	1723	A	N1-C6-N6	11.94	125.76	118.60
5	A	1325	A	N1-C6-N6	11.94	125.76	118.60
5	A	318	A	N1-C6-N6	11.94	125.76	118.60
5	A	1173	A	N1-C6-N6	11.94	125.76	118.60
5	A	448	A	N1-C6-N6	11.93	125.76	118.60
5	A	10	A	N1-C6-N6	11.93	125.76	118.60
5	A	1293	A	N1-C6-N6	11.93	125.76	118.60
5	A	1816	A	N1-C6-N6	11.93	125.76	118.60
5	A	2078	A	N1-C6-N6	11.93	125.76	118.60
5	A	2846	A	N1-C6-N6	11.93	125.76	118.60
5	A	353	A	N1-C6-N6	11.93	125.75	118.60
5	A	1057	G	N1-C6-O6	11.93	127.06	119.90
5	A	851	A	N1-C6-N6	11.93	125.75	118.60
5	A	1930	A	N1-C6-N6	11.93	125.76	118.60
6	B	97	A	N1-C6-N6	11.93	125.76	118.60
5	A	1957	A	N1-C6-N6	11.92	125.75	118.60
5	A	2141	A	N1-C6-N6	11.92	125.75	118.60
5	A	2668	A	N1-C6-N6	11.92	125.75	118.60
5	A	2854	A	N1-C6-N6	11.92	125.75	118.60
5	A	1265	A	N1-C6-N6	11.92	125.75	118.60
5	A	538	A	N1-C6-N6	11.92	125.75	118.60
5	A	1942	A	N1-C6-N6	11.92	125.75	118.60
5	A	2590	A	N1-C6-N6	11.92	125.75	118.60
5	A	2722	A	N1-C6-N6	11.92	125.75	118.60
6	B	25	A	N1-C6-N6	11.91	125.75	118.60
5	A	517	A	N1-C6-N6	11.91	125.75	118.60
5	A	717	A	N1-C6-N6	11.91	125.74	118.60
5	A	808	A	N1-C6-N6	11.91	125.74	118.60
5	A	616	A	N1-C6-N6	11.90	125.74	118.60
5	A	1592	A	N1-C6-N6	11.90	125.74	118.60
5	A	2060	A	N1-C6-N6	11.90	125.74	118.60
5	A	2844	A	N1-C6-N6	11.90	125.74	118.60

Continued on next page...

Continued from previous page...

Mol	Chain	Res	Type	Atoms	Z	Observed(°)	Ideal(°)
5	A	1456	A	N1-C6-N6	11.90	125.74	118.60
5	A	1845	A	N1-C6-N6	11.90	125.74	118.60
5	A	702	A	N1-C6-N6	11.90	125.74	118.60
5	A	1005	A	N1-C6-N6	11.90	125.74	118.60
5	A	1360	A	N1-C6-N6	11.90	125.74	118.60
5	A	1699	A	N1-C6-N6	11.90	125.74	118.60
5	A	2088	A	N1-C6-N6	11.90	125.74	118.60
5	A	139	A	N1-C6-N6	11.89	125.74	118.60
5	A	2407	A	N1-C6-N6	11.89	125.74	118.60
5	A	2689	A	N1-C6-N6	11.89	125.73	118.60
6	B	50	A	N1-C6-N6	11.89	125.73	118.60
5	A	2176	A	N1-C6-N6	11.88	125.73	118.60
5	A	2477	A	N1-C6-N6	11.88	125.73	118.60
5	A	659	A	N1-C6-N6	11.88	125.73	118.60
5	A	1760	A	N1-C6-N6	11.88	125.73	118.60
5	A	2022	U	O4'-C1'-N1	11.88	117.70	108.20
5	A	893	A	N1-C6-N6	11.88	125.73	118.60
5	A	2826	A	N1-C6-N6	11.88	125.72	118.60
5	A	935	A	N1-C6-N6	11.87	125.72	118.60
5	A	1066	A	N1-C6-N6	11.87	125.72	118.60
5	A	798	A	N1-C6-N6	11.87	125.72	118.60
5	A	2064	G	P-O3'-C3'	11.87	133.95	119.70
5	A	1423	A	N1-C6-N6	11.87	125.72	118.60
5	A	49	A	N1-C6-N6	11.87	125.72	118.60
5	A	1932	G	N1-C6-O6	11.87	127.02	119.90
5	A	2228	A	N1-C6-N6	11.87	125.72	118.60
5	A	117	A	N1-C6-N6	11.87	125.72	118.60
5	A	2117	A	N1-C6-N6	11.86	125.72	118.60
5	A	2163	A	N1-C6-N6	11.86	125.72	118.60
5	A	2298	A	N1-C6-N6	11.86	125.72	118.60
5	A	2087	A	N1-C6-N6	11.86	125.71	118.60
5	A	2091	A	N1-C6-N6	11.86	125.71	118.60
5	A	279	A	N1-C6-N6	11.85	125.71	118.60
5	A	1424	A	N1-C6-N6	11.85	125.71	118.60
5	A	1524	A	N1-C6-N6	11.85	125.71	118.60
5	A	2927	A	N1-C6-N6	11.85	125.71	118.60
5	A	637	A	N1-C6-N6	11.85	125.71	118.60
5	A	786	A	N1-C6-N6	11.85	125.71	118.60
5	A	1421	A	N1-C6-N6	11.85	125.71	118.60
5	A	2191	A	N1-C6-N6	11.85	125.71	118.60
6	B	113	A	N1-C6-N6	11.85	125.71	118.60
5	A	1579	A	N1-C6-N6	11.84	125.70	118.60

Continued on next page...

Continued from previous page...

Mol	Chain	Res	Type	Atoms	Z	Observed(°)	Ideal(°)
5	A	1601	A	N1-C6-N6	11.84	125.70	118.60
5	A	840	A	N1-C6-N6	11.84	125.70	118.60
5	A	2332	G	N1-C6-O6	11.83	127.00	119.90
5	A	943	A	N1-C6-N6	11.82	125.69	118.60
5	A	2593	A	N1-C6-N6	11.82	125.69	118.60
5	A	1628	G	N1-C6-O6	11.81	126.99	119.90
5	A	412	A	N1-C6-N6	11.81	125.69	118.60
5	A	2155	A	N1-C6-N6	11.80	125.68	118.60
5	A	1686	A	N1-C6-N6	11.80	125.68	118.60
5	A	2683	A	N1-C6-N6	11.80	125.68	118.60
5	A	1233	A	N1-C6-N6	11.79	125.68	118.60
5	A	2779	A	N1-C6-N6	11.79	125.68	118.60
5	A	274	A	N1-C6-N6	11.79	125.68	118.60
5	A	2459	A	N1-C6-N6	11.79	125.67	118.60
5	A	2571	A	P-O5'-C5'	11.79	139.76	120.90
5	A	2160	U	P-O3'-C3'	11.79	133.84	119.70
5	A	678	A	N1-C6-N6	11.78	125.67	118.60
5	A	1812	A	N1-C6-N6	11.78	125.67	118.60
6	B	17	A	N1-C6-N6	11.78	125.67	118.60
5	A	1585	A	N1-C6-N6	11.78	125.67	118.60
5	A	1659	A	N1-C6-N6	11.78	125.67	118.60
5	A	2349	A	N1-C6-N6	11.78	125.67	118.60
5	A	2018	A	N1-C6-N6	11.77	125.66	118.60
5	A	73	A	N1-C6-N6	11.77	125.66	118.60
5	A	202	A	N1-C6-N6	11.77	125.66	118.60
5	A	828	A	N1-C6-N6	11.77	125.66	118.60
5	A	2547	A	N1-C6-N6	11.77	125.66	118.60
6	B	9	C	P-O3'-C3'	11.76	133.81	119.70
5	A	692	A	N1-C6-N6	11.76	125.66	118.60
5	A	2754	A	N1-C6-N6	11.76	125.66	118.60
5	A	882	A	N1-C6-N6	11.76	125.66	118.60
5	A	2848	A	N1-C6-N6	11.76	125.65	118.60
5	A	1003	A	N1-C6-N6	11.75	125.65	118.60
5	A	2164	A	N1-C6-N6	11.75	125.65	118.60
5	A	1797	A	N1-C6-N6	11.74	125.65	118.60
5	A	5	A	N1-C6-N6	11.74	125.64	118.60
5	A	574	A	N1-C6-N6	11.74	125.65	118.60
5	A	176	A	N1-C6-N6	11.74	125.64	118.60
5	A	1347	A	N1-C6-N6	11.74	125.64	118.60
5	A	2202	A	N1-C6-N6	11.73	125.64	118.60
5	A	2827	A	N1-C6-N6	11.73	125.64	118.60
5	A	1073	A	N1-C6-N6	11.73	125.64	118.60

Continued on next page...

Continued from previous page...

Mol	Chain	Res	Type	Atoms	Z	Observed(°)	Ideal(°)
5	A	2542	A	N1-C6-N6	11.73	125.64	118.60
5	A	265	A	N1-C6-N6	11.73	125.64	118.60
5	A	796	A	N1-C6-N6	11.73	125.64	118.60
5	A	1995	A	N1-C6-N6	11.72	125.64	118.60
5	A	2111	A	N1-C6-N6	11.72	125.64	118.60
5	A	1516	A	N1-C6-N6	11.72	125.63	118.60
5	A	2356	A	N1-C6-N6	11.72	125.63	118.60
6	B	31	G	N1-C6-O6	11.72	126.93	119.90
5	A	2205	A	N1-C6-N6	11.71	125.63	118.60
5	A	1677	A	N1-C6-N6	11.71	125.63	118.60
5	A	6	A	N1-C6-N6	11.71	125.62	118.60
5	A	126	A	N1-C6-N6	11.71	125.62	118.60
5	A	653	A	N1-C6-N6	11.71	125.63	118.60
5	A	2876	A	N1-C6-N6	11.71	125.62	118.60
5	A	1667	A	N1-C6-N6	11.71	125.62	118.60
5	A	2673	A	N1-C6-N6	11.71	125.62	118.60
6	B	64	A	N1-C6-N6	11.70	125.62	118.60
5	A	1308	A	N1-C6-N6	11.70	125.62	118.60
5	A	1427	G	N1-C6-O6	11.70	126.92	119.90
5	A	1346	A	N1-C6-N6	11.69	125.62	118.60
5	A	2601	A	N1-C6-N6	11.68	125.61	118.60
5	A	1119	A	N1-C6-N6	11.67	125.60	118.60
5	A	2455	A	N1-C6-N6	11.67	125.61	118.60
5	A	2618	A	N1-C6-N6	11.67	125.60	118.60
5	A	407	A	N1-C6-N6	11.67	125.60	118.60
5	A	1388	A	N1-C6-N6	11.67	125.60	118.60
5	A	1540	A	N1-C6-N6	11.67	125.60	118.60
5	A	1432	A	N1-C6-N6	11.67	125.60	118.60
5	A	1691	A	N1-C6-N6	11.66	125.60	118.60
5	A	449	A	N1-C6-N6	11.65	125.59	118.60
5	A	1144	A	N1-C6-N6	11.65	125.59	118.60
5	A	1542	A	N1-C6-N6	11.65	125.59	118.60
5	A	2916	A	N1-C6-N6	11.65	125.59	118.60
5	A	689	A	N1-C6-N6	11.65	125.59	118.60
5	A	2005	C	O4'-C1'-N1	11.65	117.52	108.20
5	A	797	A	N1-C6-N6	11.64	125.59	118.60
5	A	957	A	N1-C6-N6	11.64	125.58	118.60
5	A	28	A	N1-C6-N6	11.64	125.58	118.60
5	A	182	C	O4'-C1'-N1	11.64	117.51	108.20
5	A	878	G	N1-C6-O6	11.64	126.88	119.90
6	B	117	A	N1-C6-N6	11.64	125.58	118.60
6	B	18	A	N1-C6-N6	11.64	125.58	118.60

Continued on next page...

Continued from previous page...

Mol	Chain	Res	Type	Atoms	Z	Observed(°)	Ideal(°)
5	A	1582	U	P-O3'-C3'	11.63	133.66	119.70
5	A	2661	A	N1-C6-N6	11.63	125.58	118.60
5	A	2662	A	N1-C6-N6	11.63	125.58	118.60
5	A	65	A	N1-C6-N6	11.63	125.58	118.60
5	A	2152	A	N1-C6-N6	11.63	125.58	118.60
5	A	2307	A	N1-C6-N6	11.63	125.58	118.60
5	A	90	A	N1-C6-N6	11.62	125.57	118.60
5	A	1126	A	N1-C6-N6	11.62	125.57	118.60
5	A	1491	A	N1-C6-N6	11.62	125.57	118.60
5	A	2750	A	N1-C6-N6	11.62	125.57	118.60
5	A	479	A	N1-C6-N6	11.62	125.57	118.60
5	A	1123	A	N1-C6-N6	11.62	125.57	118.60
5	A	1100	A	N1-C6-N6	11.61	125.57	118.60
5	A	1615	A	N1-C6-N6	11.61	125.57	118.60
5	A	1627	A	N1-C6-N6	11.61	125.57	118.60
5	A	993	A	N1-C6-N6	11.61	125.57	118.60
5	A	486	A	N1-C6-N6	11.61	125.56	118.60
5	A	1789	A	N1-C6-N6	11.61	125.56	118.60
5	A	1464	A	N1-C6-N6	11.60	125.56	118.60
5	A	64	A	N1-C6-N6	11.59	125.56	118.60
5	A	1654	A	N1-C6-N6	11.59	125.56	118.60
5	A	2631	A	N1-C6-N6	11.59	125.56	118.60
5	A	469	A	N1-C6-N6	11.59	125.55	118.60
5	A	1210	A	N1-C6-N6	11.59	125.55	118.60
5	A	1557	G	N1-C6-O6	11.59	126.85	119.90
5	A	2819	A	N1-C6-N6	11.59	125.55	118.60
5	A	1735	A	N1-C6-N6	11.59	125.55	118.60
5	A	970	A	N1-C6-N6	11.58	125.55	118.60
5	A	2794	A	N1-C6-N6	11.58	125.55	118.60
5	A	175	G	N1-C6-O6	11.57	126.84	119.90
5	A	2150	G	N1-C6-O6	11.57	126.84	119.90
5	A	1642	G	N1-C6-O6	11.56	126.84	119.90
5	A	275	A	N1-C6-N6	11.56	125.53	118.60
5	A	799	A	N1-C6-N6	11.56	125.53	118.60
5	A	1046	A	N1-C6-N6	11.56	125.53	118.60
5	A	1499	A	N1-C6-N6	11.55	125.53	118.60
5	A	1197	A	N1-C6-N6	11.55	125.53	118.60
5	A	811	A	N1-C6-N6	11.55	125.53	118.60
5	A	2874	G	P-O3'-C3'	11.55	133.56	119.70
5	A	754	G	N1-C6-O6	11.54	126.82	119.90
5	A	1055	A	N1-C6-N6	11.54	125.52	118.60
5	A	2806	G	N1-C6-O6	11.54	126.82	119.90

Continued on next page...

Continued from previous page...

Mol	Chain	Res	Type	Atoms	Z	Observed(°)	Ideal(°)
5	A	322	A	N1-C6-N6	11.53	125.52	118.60
5	A	1404	A	N1-C6-N6	11.53	125.52	118.60
5	A	2094	C	O4'-C1'-N1	11.53	117.42	108.20
5	A	2256	A	N1-C6-N6	11.53	125.52	118.60
5	A	2375	A	N1-C6-N6	11.53	125.52	118.60
5	A	373	A	N1-C6-N6	11.53	125.52	118.60
5	A	470	A	N1-C6-N6	11.52	125.51	118.60
5	A	355	A	N1-C6-N6	11.52	125.51	118.60
5	A	1465	A	N1-C6-N6	11.52	125.51	118.60
5	A	1072	A	N1-C6-N6	11.52	125.51	118.60
5	A	410	G	N1-C6-O6	11.51	126.81	119.90
5	A	699	A	N1-C6-N6	11.51	125.51	118.60
5	A	1669	G	N1-C6-O6	11.51	126.80	119.90
5	A	2330	A	N1-C6-N6	11.50	125.50	118.60
5	A	231	A	N1-C6-N6	11.50	125.50	118.60
5	A	661	A	N1-C6-N6	11.50	125.50	118.60
5	A	1092	A	N1-C6-N6	11.49	125.50	118.60
5	A	518	A	N1-C6-N6	11.49	125.50	118.60
5	A	1447	C	O4'-C1'-N1	11.49	117.39	108.20
5	A	1831	A	N1-C6-N6	11.48	125.49	118.60
5	A	2327	A	N1-C6-N6	11.48	125.49	118.60
5	A	1714	A	N1-C6-N6	11.48	125.49	118.60
5	A	207	A	N1-C6-N6	11.47	125.48	118.60
5	A	2080	A	N1-C6-N6	11.47	125.48	118.60
5	A	835	A	N1-C6-N6	11.47	125.48	118.60
5	A	2845	A	N1-C6-N6	11.47	125.48	118.60
5	A	2365	A	N1-C6-N6	11.47	125.48	118.60
5	A	1876	A	N1-C6-N6	11.46	125.48	118.60
5	A	2537	G	C5-C6-O6	-11.46	121.72	128.60
5	A	530	A	N1-C6-N6	11.46	125.47	118.60
6	B	105	A	N1-C6-N6	11.46	125.47	118.60
5	A	1485	A	N1-C6-N6	11.45	125.47	118.60
5	A	896	A	N1-C6-N6	11.45	125.47	118.60
6	B	73	G	N1-C6-O6	11.45	126.77	119.90
5	A	2594	A	N1-C6-N6	11.45	125.47	118.60
5	A	52	A	N1-C6-N6	11.44	125.47	118.60
5	A	2227	A	N1-C6-N6	11.44	125.47	118.60
5	A	2777	A	N1-C6-N6	11.44	125.46	118.60
5	A	354	A	N1-C6-N6	11.43	125.46	118.60
5	A	679	A	N1-C6-N6	11.43	125.46	118.60
5	A	683	A	N1-C6-N6	11.43	125.45	118.60
5	A	2421	A	N1-C6-N6	11.43	125.46	118.60

Continued on next page...

Continued from previous page...

Mol	Chain	Res	Type	Atoms	Z	Observed(°)	Ideal(°)
5	A	1253	A	N1-C6-N6	11.42	125.45	118.60
5	A	2909	U	O4'-C1'-N1	11.42	117.34	108.20
5	A	759	G	N1-C6-O6	11.42	126.75	119.90
5	A	1091	U	P-O3'-C3'	11.41	133.40	119.70
5	A	2532	A	N1-C6-N6	11.40	125.44	118.60
6	B	76	A	N1-C6-N6	11.40	125.44	118.60
6	B	37	A	N1-C6-N6	11.40	125.44	118.60
5	A	480	C	O4'-C1'-N1	11.38	117.31	108.20
5	A	658	A	N1-C6-N6	11.38	125.43	118.60
5	A	674	G	N1-C6-O6	11.38	126.72	119.90
5	A	1504	A	O4'-C1'-N9	11.38	117.30	108.20
5	A	1312	A	N1-C6-N6	11.37	125.42	118.60
5	A	1929	A	N1-C6-N6	11.37	125.42	118.60
5	A	2168	G	N1-C6-O6	11.37	126.72	119.90
5	A	199	A	N1-C6-N6	11.36	125.42	118.60
5	A	1054	A	N1-C6-N6	11.36	125.42	118.60
5	A	334	G	N1-C6-O6	11.36	126.72	119.90
5	A	1375	A	N1-C6-N6	11.36	125.42	118.60
5	A	715	A	N1-C6-N6	11.36	125.41	118.60
5	A	1815	A	N1-C6-N6	11.35	125.41	118.60
5	A	346	G	N1-C6-O6	11.34	126.70	119.90
5	A	2021	G	P-O3'-C3'	11.34	133.30	119.70
5	A	2381	A	N1-C6-N6	11.34	125.40	118.60
5	A	168	A	N1-C6-N6	11.33	125.40	118.60
5	A	978	A	N1-C6-N6	11.32	125.39	118.60
5	A	2616	A	N1-C6-N6	11.32	125.39	118.60
5	A	219	A	N1-C6-N6	11.32	125.39	118.60
5	A	1541	A	N1-C6-N6	11.32	125.39	118.60
5	A	494	A	N1-C6-N6	11.32	125.39	118.60
5	A	1418	U	P-O3'-C3'	11.31	133.28	119.70
5	A	2881	G	N1-C6-O6	11.31	126.69	119.90
5	A	916	G	N1-C6-O6	11.30	126.68	119.90
5	A	547	A	N1-C6-N6	11.29	125.37	118.60
5	A	2686	A	N1-C6-N6	11.28	125.37	118.60
5	A	477	A	N1-C6-N6	11.28	125.37	118.60
5	A	490	A	N1-C6-N6	11.27	125.36	118.60
5	A	822	G	N1-C6-O6	11.27	126.66	119.90
5	A	2560	A	N1-C6-N6	11.27	125.36	118.60
6	B	102	A	N1-C6-N6	11.26	125.36	118.60
5	A	1116	A	N1-C6-N6	11.26	125.35	118.60
5	A	147	G	C5-C6-O6	-11.25	121.85	128.60
5	A	411	G	N1-C6-O6	11.24	126.64	119.90

Continued on next page...

Continued from previous page...

Mol	Chain	Res	Type	Atoms	Z	Observed(°)	Ideal(°)
5	A	836	A	N1-C6-N6	11.23	125.34	118.60
5	A	2417	A	N1-C6-N6	11.23	125.34	118.60
5	A	1246	G	N1-C6-O6	11.23	126.64	119.90
5	A	1393	A	N1-C6-N6	11.23	125.34	118.60
5	A	2296	A	N1-C6-N6	11.23	125.34	118.60
5	A	244	A	N1-C6-N6	11.22	125.33	118.60
5	A	677	A	N1-C6-N6	11.22	125.33	118.60
5	A	1851	G	N1-C6-O6	11.22	126.63	119.90
5	A	996	G	N1-C6-O6	11.21	126.62	119.90
5	A	1729	C	O4'-C1'-N1	11.20	117.16	108.20
5	A	1536	A	N1-C6-N6	11.20	125.32	118.60
5	A	2677	G	N1-C6-O6	11.20	126.62	119.90
5	A	2762	A	P-O5'-C5'	11.20	138.81	120.90
5	A	125	A	N1-C6-N6	11.19	125.31	118.60
5	A	1390	C	O4'-C1'-N1	11.19	117.15	108.20
5	A	2574	G	N1-C6-O6	11.19	126.61	119.90
5	A	1628	G	O4'-C1'-N9	11.18	117.14	108.20
5	A	2562	U	P-O3'-C3'	11.17	133.11	119.70
5	A	1524	A	O4'-C1'-N9	11.15	117.12	108.20
5	A	2009	G	N1-C6-O6	11.15	126.59	119.90
5	A	2877	G	N1-C6-O6	11.15	126.59	119.90
5	A	2497	A	N1-C6-N6	11.15	125.29	118.60
5	A	426	G	N1-C6-O6	11.13	126.58	119.90
5	A	1537	G	N1-C6-O6	11.11	126.57	119.90
5	A	2311	G	P-O3'-C3'	11.11	133.03	119.70
5	A	2438	G	N1-C6-O6	11.11	126.57	119.90
5	A	1021	A	N1-C6-N6	11.11	125.27	118.60
5	A	1874	G	N1-C6-O6	11.10	126.56	119.90
5	A	2499	G	C5-C6-O6	-11.10	121.94	128.60
5	A	148	G	N1-C6-O6	11.10	126.56	119.90
5	A	2476	G	C5-C6-O6	-11.10	121.94	128.60
5	A	752	A	N1-C6-N6	11.08	125.25	118.60
5	A	376	A	N1-C6-N6	11.07	125.25	118.60
5	A	2133	C	O4'-C1'-N1	11.07	117.06	108.20
5	A	300	G	C5-C6-O6	-11.06	121.96	128.60
5	A	693	G	N1-C6-O6	11.06	126.54	119.90
5	A	1074	A	N1-C6-N6	11.06	125.24	118.60
5	A	2026	A	N1-C6-N6	11.06	125.24	118.60
5	A	2257	G	N1-C6-O6	11.06	126.53	119.90
5	A	2573	G	N1-C6-O6	11.06	126.53	119.90
5	A	2816	C	O4'-C1'-N1	11.05	117.04	108.20
5	A	553	A	P-O3'-C3'	11.05	132.96	119.70

Continued on next page...

Continued from previous page...

Mol	Chain	Res	Type	Atoms	Z	Observed(°)	Ideal(°)
5	A	1305	A	N1-C6-N6	11.03	125.22	118.60
5	A	1680	A	N1-C6-N6	11.02	125.21	118.60
5	A	830	A	N1-C6-N6	11.02	125.21	118.60
5	A	2077	G	N1-C6-O6	11.01	126.51	119.90
5	A	357	G	N1-C6-O6	11.01	126.51	119.90
5	A	1525	G	N1-C6-O6	11.00	126.50	119.90
5	A	2513	G	N1-C6-O6	11.00	126.50	119.90
5	A	1788	A	N1-C6-N6	10.98	125.19	118.60
5	A	2793	A	N1-C6-N6	10.97	125.19	118.60
5	A	2275	G	N1-C6-O6	10.96	126.48	119.90
5	A	194	A	N1-C6-N6	10.95	125.17	118.60
5	A	1160	G	N1-C6-O6	10.95	126.47	119.90
5	A	2702	G	N1-C6-O6	10.95	126.47	119.90
5	A	1392	A	N1-C6-N6	10.94	125.16	118.60
5	A	2444	G	N1-C6-O6	10.94	126.46	119.90
5	A	1051	C	O4'-C1'-N1	10.93	116.95	108.20
5	A	1948	A	N1-C6-N6	10.92	125.16	118.60
5	A	2897	G	N1-C6-O6	10.92	126.45	119.90
5	A	868	A	N1-C6-N6	10.92	125.15	118.60
6	B	51	A	N1-C6-N6	10.92	125.15	118.60
5	A	391	A	N1-C6-N6	10.91	125.14	118.60
5	A	2252	A	N1-C6-N6	10.90	125.14	118.60
5	A	162	A	N1-C6-N6	10.89	125.14	118.60
5	A	629	G	O4'-C1'-N9	10.89	116.91	108.20
5	A	1506	A	N1-C6-N6	10.88	125.13	118.60
5	A	237	U	O4'-C1'-N1	10.87	116.90	108.20
5	A	1932	G	C5-C6-O6	-10.88	122.08	128.60
5	A	1381	A	N1-C6-N6	10.87	125.12	118.60
5	A	389	A	N1-C6-N6	10.87	125.12	118.60
5	A	921	G	N1-C6-O6	10.87	126.42	119.90
6	B	81	G	N1-C6-O6	10.86	126.42	119.90
5	A	428	A	N1-C6-N6	10.86	125.11	118.60
5	A	647	A	N1-C6-N6	10.85	125.11	118.60
5	A	1877	A	N1-C6-N6	10.85	125.11	118.60
5	A	652	A	N1-C6-N6	10.85	125.11	118.60
5	A	24	G	N1-C6-O6	10.84	126.41	119.90
5	A	1043	G	N1-C6-O6	10.84	126.41	119.90
5	A	1076	G	N1-C6-O6	10.84	126.41	119.90
5	A	2805	A	N1-C6-N6	10.84	125.10	118.60
5	A	824	G	N1-C6-O6	10.84	126.40	119.90
5	A	1254	A	N1-C6-N6	10.84	125.10	118.60
5	A	180	G	N1-C6-O6	10.83	126.40	119.90

Continued on next page...

Continued from previous page...

Mol	Chain	Res	Type	Atoms	Z	Observed(°)	Ideal(°)
5	A	2386	U	O4'-C1'-N1	10.82	116.86	108.20
5	A	2396	G	N1-C6-O6	10.82	126.39	119.90
5	A	2401	G	N1-C6-O6	10.82	126.39	119.90
5	A	2246	G	N1-C6-O6	10.80	126.38	119.90
5	A	2654	G	N1-C6-O6	10.80	126.38	119.90
5	A	453	G	N1-C6-O6	10.80	126.38	119.90
5	A	2340	A	N1-C6-N6	10.79	125.07	118.60
5	A	2049	A	N1-C6-N6	10.78	125.07	118.60
5	A	2510	G	N1-C6-O6	10.78	126.37	119.90
5	A	2324	C	O4'-C1'-N1	10.77	116.82	108.20
5	A	236	A	N1-C6-N6	10.77	125.06	118.60
5	A	1175	A	N1-C6-N6	10.77	125.06	118.60
5	A	2449	C	O4'-C1'-N1	10.76	116.81	108.20
5	A	695	G	N1-C6-O6	10.76	126.36	119.90
5	A	2553	G	N1-C6-O6	10.75	126.35	119.90
5	A	12	A	N1-C6-N6	10.75	125.05	118.60
5	A	1721	A	P-O5'-C5'	10.75	138.09	120.90
5	A	897	G	C5-C6-O6	-10.74	122.16	128.60
5	A	642	G	N1-C6-O6	10.73	126.34	119.90
5	A	729	G	N1-C6-O6	10.73	126.34	119.90
5	A	998	G	N1-C6-O6	10.73	126.34	119.90
5	A	408	G	N1-C6-O6	10.73	126.34	119.90
5	A	30	G	N1-C6-O6	10.72	126.33	119.90
5	A	1082	G	N1-C6-O6	10.72	126.33	119.90
5	A	382	G	N1-C6-O6	10.71	126.33	119.90
5	A	520	G	N1-C6-O6	10.71	126.33	119.90
5	A	2599	G	N1-C6-O6	10.70	126.32	119.90
5	A	1227	G	O4'-C1'-N9	10.70	116.76	108.20
5	A	2835	A	N1-C6-N6	10.70	125.02	118.60
5	A	1012	G	N1-C6-O6	10.69	126.32	119.90
5	A	1075	A	N1-C6-N6	10.69	125.02	118.60
5	A	2840	C	O4'-C1'-N1	10.69	116.75	108.20
5	A	524	A	N1-C6-N6	10.69	125.01	118.60
5	A	2339	A	N1-C6-N6	10.69	125.01	118.60
5	A	2060	A	P-O3'-C3'	10.68	132.52	119.70
5	A	2101	G	N1-C6-O6	10.68	126.31	119.90
5	A	1833	G	N1-C6-O6	10.68	126.31	119.90
5	A	1562	A	N1-C6-N6	10.68	125.01	118.60
5	A	1707	U	O4'-C1'-N1	10.66	116.72	108.20
6	B	56	A	N1-C6-N6	10.65	124.99	118.60
5	A	1230	A	N1-C6-N6	10.64	124.98	118.60
5	A	2518	G	N1-C6-O6	10.64	126.28	119.90

Continued on next page...

Continued from previous page...

Mol	Chain	Res	Type	Atoms	Z	Observed(°)	Ideal(°)
6	B	80	G	N1-C6-O6	10.64	126.28	119.90
5	A	1263	G	N1-C6-O6	10.64	126.28	119.90
5	A	1340	A	N1-C6-N6	10.64	124.98	118.60
5	A	2248	G	N1-C6-O6	10.64	126.28	119.90
5	A	603	G	N1-C6-O6	10.63	126.28	119.90
5	A	578	A	N1-C6-N6	10.62	124.97	118.60
5	A	429	A	N1-C6-N6	10.62	124.97	118.60
5	A	1428	G	N1-C6-O6	10.62	126.27	119.90
5	A	1496	G	N1-C6-O6	10.62	126.27	119.90
5	A	251	G	C5-C6-O6	-10.62	122.23	128.60
5	A	586	C	O4'-C1'-N1	10.61	116.69	108.20
5	A	593	A	N1-C6-N6	10.61	124.96	118.60
5	A	987	A	N1-C6-N6	10.60	124.96	118.60
5	A	303	G	N1-C6-O6	10.60	126.26	119.90
5	A	53	A	N1-C6-N6	10.60	124.96	118.60
5	A	1575	A	N1-C6-N6	10.60	124.96	118.60
5	A	659	A	P-O3'-C3'	10.59	132.41	119.70
5	A	1036	A	N1-C6-N6	10.59	124.96	118.60
5	A	1926	G	N1-C6-O6	10.59	126.26	119.90
6	B	16	G	N1-C6-O6	10.59	126.25	119.90
5	A	2721	C	O4'-C1'-N1	10.59	116.67	108.20
5	A	907	U	O4'-C1'-N1	10.58	116.67	108.20
6	B	106	C	O4'-C1'-N1	10.58	116.67	108.20
5	A	220	A	N1-C6-N6	10.57	124.94	118.60
6	B	103	G	N1-C6-O6	10.57	126.24	119.90
5	A	2904	A	C5-C6-N6	-10.57	115.25	123.70
5	A	1323	A	N1-C6-N6	10.56	124.94	118.60
5	A	804	G	N1-C6-O6	10.56	126.23	119.90
5	A	1999	A	N1-C6-N6	10.55	124.93	118.60
5	A	2297	A	N1-C6-N6	10.53	124.92	118.60
5	A	2758	G	N1-C6-O6	10.54	126.22	119.90
5	A	2200	A	N1-C6-N6	10.53	124.92	118.60
5	A	2795	G	N1-C6-O6	10.53	126.22	119.90
5	A	1448	U	P-O3'-C3'	10.52	132.32	119.70
5	A	1311	G	N1-C6-O6	10.52	126.21	119.90
5	A	1168	G	N1-C6-O6	10.52	126.21	119.90
5	A	1581	A	O4'-C1'-N9	10.52	116.61	108.20
5	A	519	A	N1-C6-N6	10.51	124.91	118.60
5	A	2788	G	N1-C6-O6	10.51	126.21	119.90
5	A	1631	A	N1-C6-N6	10.51	124.91	118.60
5	A	2438	G	C5-C6-O6	-10.51	122.30	128.60
5	A	16	G	N1-C6-O6	10.50	126.20	119.90

Continued on next page...

Continued from previous page...

Mol	Chain	Res	Type	Atoms	Z	Observed(°)	Ideal(°)
5	A	906	G	P-O3'-C3'	10.50	132.31	119.70
5	A	2893	A	N1-C6-N6	10.50	124.90	118.60
5	A	2484	G	N1-C6-O6	10.50	126.20	119.90
5	A	1945	A	N1-C6-N6	10.49	124.89	118.60
5	A	1220	G	P-O3'-C3'	10.48	132.28	119.70
5	A	819	G	N1-C6-O6	10.48	126.19	119.90
5	A	2628	G	N1-C6-O6	10.48	126.19	119.90
5	A	765	A	N1-C6-N6	10.47	124.88	118.60
5	A	2235	G	N1-C6-O6	10.47	126.18	119.90
5	A	537	A	N1-C6-N6	10.46	124.88	118.60
5	A	1538	G	N1-C6-O6	10.46	126.18	119.90
5	A	1698	G	N1-C6-O6	10.46	126.17	119.90
5	A	1021	A	P-O3'-C3'	10.45	132.24	119.70
5	A	2714	G	N1-C6-O6	10.44	126.17	119.90
5	A	2905	C	O4'-C1'-N1	10.44	116.56	108.20
5	A	738	C	O4'-C1'-N1	10.44	116.55	108.20
5	A	2480	A	N1-C6-N6	10.44	124.86	118.60
5	A	225	A	N1-C6-N6	10.44	124.86	118.60
5	A	374	A	N1-C6-N6	10.44	124.86	118.60
5	A	883	G	N1-C6-O6	10.44	126.16	119.90
5	A	1294	A	N1-C6-N6	10.44	124.86	118.60
5	A	1438	C	O4'-C1'-N1	10.43	116.54	108.20
5	A	2698	G	N1-C6-O6	10.42	126.15	119.90
5	A	2879	G	N1-C6-O6	10.42	126.15	119.90
5	A	1936	G	N1-C6-O6	10.42	126.15	119.90
5	A	2425	G	N1-C6-O6	10.41	126.15	119.90
5	A	1518	G	N1-C6-O6	10.41	126.15	119.90
5	A	973	G	N1-C6-O6	10.41	126.14	119.90
5	A	871	G	N1-C6-O6	10.40	126.14	119.90
5	A	1500	U	P-O3'-C3'	10.39	132.17	119.70
5	A	2765	G	N1-C6-O6	10.38	126.13	119.90
5	A	851	A	P-O3'-C3'	10.38	132.16	119.70
5	A	876	A	N1-C6-N6	10.38	124.83	118.60
5	A	2249	G	N1-C6-O6	10.38	126.12	119.90
5	A	1768	A	N1-C6-N6	10.36	124.82	118.60
5	A	2545	G	N1-C6-O6	10.35	126.11	119.90
5	A	2617	G	N1-C6-O6	10.35	126.11	119.90
5	A	1998	A	N1-C6-N6	10.35	124.81	118.60
6	B	71	A	N1-C6-N6	10.35	124.81	118.60
6	B	31	G	C5-C6-O6	-10.35	122.39	128.60
5	A	385	G	N1-C6-O6	10.34	126.11	119.90
5	A	2413	G	N1-C6-O6	10.34	126.11	119.90

Continued on next page...

Continued from previous page...

Mol	Chain	Res	Type	Atoms	Z	Observed(°)	Ideal(°)
5	A	2563	C	O4'-C1'-N1	10.34	116.47	108.20
5	A	2570	A	P-O3'-C3'	10.34	132.11	119.70
5	A	2366	G	N1-C6-O6	10.34	126.10	119.90
5	A	106	G	N1-C6-O6	10.33	126.10	119.90
5	A	107	G	C5-C6-O6	-10.31	122.41	128.60
5	A	177	G	C5-C6-O6	-10.31	122.41	128.60
5	A	2004	G	N1-C6-O6	10.31	126.09	119.90
5	A	894	A	N1-C6-N6	10.31	124.78	118.60
5	A	70	G	N1-C6-O6	10.30	126.08	119.90
5	A	1557	G	C5-C6-O6	-10.30	122.42	128.60
5	A	2578	G	N1-C6-O6	10.30	126.08	119.90
5	A	746	A	N1-C6-N6	10.30	124.78	118.60
5	A	1624	U	O4'-C1'-N1	10.30	116.44	108.20
5	A	1174	A	P-O3'-C3'	10.29	132.05	119.70
5	A	325	A	N1-C6-N6	10.29	124.77	118.60
5	A	2552	G	N1-C6-O6	10.29	126.07	119.90
5	A	15	G	C5-C6-O6	-10.28	122.43	128.60
5	A	707	G	N1-C6-O6	10.27	126.06	119.90
5	A	1166	G	N1-C6-O6	10.27	126.06	119.90
5	A	2290	C	O4'-C1'-N1	10.27	116.42	108.20
5	A	956	A	N1-C6-N6	10.26	124.76	118.60
5	A	1184	G	N1-C6-O6	10.26	126.06	119.90
5	A	2361	C	O4'-C1'-N1	10.26	116.41	108.20
5	A	2732	C	C2-N1-C1'	10.26	130.09	118.80
5	A	417	G	N1-C6-O6	10.26	126.06	119.90
5	A	1085	G	N1-C6-O6	10.26	126.05	119.90
5	A	742	G	N1-C6-O6	10.24	126.05	119.90
5	A	2092	C	O4'-C1'-N1	10.24	116.39	108.20
5	A	1694	G	N1-C6-O6	10.24	126.05	119.90
5	A	596	G	N1-C6-O6	10.23	126.04	119.90
5	A	815	G	N1-C6-O6	10.22	126.03	119.90
5	A	568	G	N1-C6-O6	10.22	126.03	119.90
5	A	720	C	O4'-C1'-N1	10.22	116.38	108.20
5	A	121	G	N1-C6-O6	10.21	126.03	119.90
5	A	1468	G	C5-C6-O6	-10.21	122.47	128.60
5	A	17	G	N1-C6-O6	10.21	126.03	119.90
5	A	1793	G	N1-C6-O6	10.21	126.03	119.90
5	A	1394	G	N1-C6-O6	10.21	126.02	119.90
5	A	1852	G	C5-C6-O6	-10.20	122.48	128.60
5	A	2367	G	N1-C6-O6	10.20	126.02	119.90
5	A	224	A	N1-C6-N6	10.20	124.72	118.60
5	A	988	G	N1-C6-O6	10.20	126.02	119.90

Continued on next page...

Continued from previous page...

Mol	Chain	Res	Type	Atoms	Z	Observed(°)	Ideal(°)
5	A	564	G	N1-C6-O6	10.19	126.01	119.90
5	A	1319	G	N1-C6-O6	10.19	126.02	119.90
5	A	833	C	O4'-C1'-N1	10.19	116.35	108.20
5	A	1664	G	N1-C6-O6	10.19	126.01	119.90
5	A	575	A	N1-C6-N6	10.18	124.71	118.60
5	A	1318	G	N1-C6-O6	10.16	126.00	119.90
5	A	344	G	N1-C6-O6	10.16	126.00	119.90
5	A	597	G	N1-C6-O6	10.16	125.99	119.90
5	A	1281	C	O4'-C1'-N1	10.15	116.32	108.20
5	A	39	C	O4'-C1'-N1	10.14	116.32	108.20
5	A	2808	U	P-O3'-C3'	10.14	131.87	119.70
5	A	759	G	C5-C6-O6	-10.13	122.52	128.60
5	A	2771	G	N1-C6-O6	10.13	125.98	119.90
5	A	280	G	C5-C6-O6	-10.13	122.52	128.60
5	A	2737	G	N1-C6-O6	10.11	125.97	119.90
5	A	1132	A	N1-C6-N6	10.11	124.67	118.60
5	A	1400	G	N1-C6-O6	10.11	125.97	119.90
5	A	2023	C	O4'-C1'-N1	10.10	116.28	108.20
5	A	1734	A	N1-C6-N6	10.10	124.66	118.60
5	A	602	G	C5-C6-O6	-10.10	122.54	128.60
5	A	718	C	O4'-C1'-N1	10.09	116.27	108.20
5	A	2014	G	N1-C6-O6	10.09	125.95	119.90
5	A	1299	G	N1-C6-O6	10.09	125.95	119.90
5	A	410	G	C5-C6-O6	-10.08	122.55	128.60
5	A	1414	G	N1-C6-O6	10.08	125.95	119.90
5	A	1736	C	O4'-C1'-N1	10.08	116.26	108.20
6	B	112	C	O4'-C1'-N1	10.08	116.27	108.20
5	A	2116	G	N1-C6-O6	10.08	125.95	119.90
6	B	115	G	N1-C6-O6	10.08	125.95	119.90
5	A	2408	G	N1-C6-O6	10.08	125.95	119.90
5	A	255	G	N1-C6-O6	10.07	125.94	119.90
5	A	1871	G	N1-C6-O6	10.07	125.94	119.90
5	A	2429	G	N1-C6-O6	10.07	125.94	119.90
5	A	709	G	N1-C6-O6	10.07	125.94	119.90
5	A	1487	G	N1-C6-O6	10.07	125.94	119.90
5	A	636	G	N1-C6-O6	10.07	125.94	119.90
5	A	2271	G	N1-C6-O6	10.07	125.94	119.90
5	A	1317	G	N1-C6-O6	10.07	125.94	119.90
5	A	1367	G	O4'-C1'-N9	10.07	116.25	108.20
5	A	1203	G	N1-C6-O6	10.06	125.94	119.90
5	A	19	G	N1-C6-O6	10.06	125.94	119.90
5	A	588	C	O4'-C1'-N1	10.06	116.25	108.20

Continued on next page...

Continued from previous page...

Mol	Chain	Res	Type	Atoms	Z	Observed(°)	Ideal(°)
5	A	2470	C	O4'-C1'-N1	10.06	116.25	108.20
5	A	483	C	O4'-C1'-N1	10.06	116.25	108.20
5	A	2473	G	N1-C6-O6	10.05	125.93	119.90
5	A	2613	U	O4'-C1'-N1	10.05	116.24	108.20
5	A	36	G	N1-C6-O6	10.05	125.93	119.90
5	A	693	G	C5-C6-O6	-10.05	122.57	128.60
5	A	2156	G	N1-C6-O6	10.05	125.93	119.90
5	A	2285	G	N1-C6-O6	10.05	125.93	119.90
5	A	1200	G	N1-C6-O6	10.05	125.93	119.90
5	A	911	G	N1-C6-O6	10.04	125.93	119.90
5	A	2538	G	N1-C6-O6	10.04	125.93	119.90
5	A	1049	G	N1-C6-O6	10.04	125.93	119.90
5	A	2562	U	O4'-C1'-N1	10.04	116.23	108.20
5	A	1105	G	N1-C6-O6	10.04	125.92	119.90
5	A	2806	G	C5-C6-O6	-10.04	122.58	128.60
5	A	984	G	N1-C6-O6	10.03	125.92	119.90
5	A	2016	G	N1-C6-O6	10.03	125.92	119.90
5	A	1206	G	N1-C6-O6	10.03	125.92	119.90
5	A	2485	C	O4'-C1'-N1	10.02	116.22	108.20
5	A	2474	G	N1-C6-O6	10.02	125.91	119.90
5	A	1330	C	O4'-C1'-N1	10.02	116.21	108.20
5	A	2354	G	N1-C6-O6	10.01	125.91	119.90
5	A	472	G	N1-C6-O6	10.01	125.91	119.90
5	A	710	G	N1-C6-O6	10.01	125.91	119.90
5	A	996	G	C5-C6-O6	-10.00	122.60	128.60
5	A	2236	C	O4'-C1'-N1	9.99	116.19	108.20
5	A	680	G	N1-C6-O6	9.99	125.89	119.90
5	A	1439	U	O4'-C1'-N1	9.99	116.19	108.20
5	A	2761	G	N1-C6-O6	9.99	125.89	119.90
5	A	2864	G	N1-C6-O6	9.98	125.89	119.90
5	A	120	G	N1-C6-O6	9.98	125.89	119.90
5	A	2428	G	N1-C6-O6	9.98	125.89	119.90
5	A	2751	G	N1-C6-O6	9.98	125.89	119.90
5	A	754	G	C5-C6-O6	-9.98	122.61	128.60
5	A	2908	A	C5-C6-N6	-9.98	115.72	123.70
5	A	1951	G	N1-C6-O6	9.97	125.89	119.90
5	A	1970	C	O4'-C1'-N1	9.97	116.18	108.20
5	A	1273	G	N1-C6-O6	9.97	125.88	119.90
5	A	1426	A	O4'-C1'-N9	9.97	116.18	108.20
5	A	283	G	N1-C6-O6	9.97	125.88	119.90
5	A	1805	G	N1-C6-O6	9.97	125.88	119.90
5	A	2712	C	O4'-C1'-N1	9.97	116.17	108.20

Continued on next page...

Continued from previous page...

Mol	Chain	Res	Type	Atoms	Z	Observed(°)	Ideal(°)
5	A	2881	G	C5-C6-O6	-9.97	122.62	128.60
5	A	2514	G	N1-C6-O6	9.95	125.87	119.90
5	A	2150	G	C5-C6-O6	-9.95	122.63	128.60
5	A	248	G	N1-C6-O6	9.94	125.86	119.90
5	A	1315	G	N1-C6-O6	9.94	125.86	119.90
6	B	100	G	N1-C6-O6	9.94	125.86	119.90
5	A	2259	G	N1-C6-O6	9.94	125.86	119.90
5	A	193	A	N1-C6-N6	9.93	124.56	118.60
5	A	1628	G	C5-C6-O6	-9.93	122.64	128.60
5	A	2148	A	N1-C6-N6	9.93	124.56	118.60
5	A	583	G	N1-C6-O6	9.93	125.86	119.90
5	A	1544	C	O4'-C1'-N1	9.93	116.14	108.20
6	B	14	G	N1-C6-O6	9.93	125.86	119.90
5	A	572	A	O4'-C1'-N9	9.92	116.14	108.20
5	A	1752	G	N1-C6-O6	9.92	125.85	119.90
5	A	1063	G	N1-C6-O6	9.92	125.85	119.90
5	A	102	A	N1-C6-N6	9.91	124.55	118.60
5	A	1772	C	O4'-C1'-N1	9.91	116.13	108.20
5	A	929	G	N1-C6-O6	9.91	125.84	119.90
5	A	2755	U	O4'-C1'-N1	9.91	116.13	108.20
5	A	626	G	N1-C6-O6	9.90	125.84	119.90
5	A	123	G	N1-C6-O6	9.89	125.83	119.90
5	A	217	G	N1-C6-O6	9.89	125.83	119.90
5	A	1785	G	N1-C6-O6	9.88	125.83	119.90
5	A	2009	G	C5-C6-O6	-9.88	122.67	128.60
5	A	209	U	O4'-C1'-N1	9.88	116.10	108.20
5	A	2399	G	N1-C6-O6	9.88	125.83	119.90
5	A	2706	G	N1-C6-O6	9.87	125.82	119.90
5	A	1860	G	N1-C6-O6	9.87	125.82	119.90
5	A	663	G	N1-C6-O6	9.86	125.82	119.90
5	A	2862	A	C5-C6-N6	-9.86	115.81	123.70
5	A	363	C	O4'-C1'-N1	9.86	116.09	108.20
5	A	1706	G	C5-C6-O6	-9.86	122.69	128.60
5	A	2029	G	N1-C6-O6	9.86	125.81	119.90
5	A	1232	G	N1-C6-O6	9.85	125.81	119.90
5	A	2671	G	N1-C6-O6	9.85	125.81	119.90
5	A	433	G	N1-C6-O6	9.85	125.81	119.90
5	A	1649	C	O4'-C1'-N1	9.84	116.07	108.20
5	A	1715	C	O4'-C1'-N1	9.84	116.07	108.20
5	A	768	G	N1-C6-O6	9.83	125.80	119.90
5	A	1974	G	N1-C6-O6	9.83	125.80	119.90
5	A	2571	A	N1-C6-N6	9.83	124.50	118.60

Continued on next page...

Continued from previous page...

Mol	Chain	Res	Type	Atoms	Z	Observed(°)	Ideal(°)
5	A	240	C	O4'-C1'-N1	9.82	116.06	108.20
5	A	2133	C	C2-N1-C1'	9.82	129.61	118.80
5	A	2077	G	C5-C6-O6	-9.81	122.71	128.60
5	A	1246	G	C5-C6-O6	-9.81	122.71	128.60
6	B	21	G	N1-C6-O6	9.81	125.79	119.90
5	A	1219	C	O4'-C1'-N1	9.81	116.05	108.20
5	A	694	G	N1-C6-O6	9.80	125.78	119.90
5	A	2411	G	C5-C6-O6	-9.80	122.72	128.60
5	A	1460	G	P-O3'-C3'	9.80	131.46	119.70
5	A	1546	G	N1-C6-O6	9.80	125.78	119.90
5	A	1978	G	N1-C6-O6	9.80	125.78	119.90
6	B	52	G	N1-C6-O6	9.79	125.78	119.90
5	A	748	G	N1-C6-O6	9.79	125.77	119.90
5	A	2359	G	N1-C6-O6	9.79	125.78	119.90
5	A	1289	U	O4'-C1'-N1	9.79	116.03	108.20
5	A	2655	C	O4'-C1'-N1	9.79	116.03	108.20
5	A	1944	U	O4'-C1'-N1	9.78	116.03	108.20
5	A	2068	G	N1-C6-O6	9.79	125.77	119.90
5	A	2154	G	O4'-C1'-N9	9.79	116.03	108.20
5	A	2766	G	N1-C6-O6	9.78	125.77	119.90
5	A	1057	G	C5-C6-O6	-9.78	122.73	128.60
5	A	309	U	O4'-C1'-N1	9.78	116.02	108.20
6	B	74	G	N1-C6-O6	9.78	125.77	119.90
5	A	764	C	O4'-C1'-N1	9.77	116.02	108.20
5	A	1943	C	O4'-C1'-N1	9.77	116.02	108.20
5	A	2565	G	N1-C6-O6	9.76	125.76	119.90
5	A	1558	G	N1-C6-O6	9.76	125.76	119.90
5	A	2839	C	O4'-C1'-N1	9.76	116.01	108.20
5	A	1023	G	N1-C6-O6	9.76	125.75	119.90
5	A	2412	G	N1-C6-O6	9.76	125.75	119.90
5	A	484	C	O4'-C1'-N1	9.75	116.00	108.20
5	A	1687	G	N1-C6-O6	9.75	125.75	119.90
5	A	1514	C	O4'-C1'-N1	9.75	116.00	108.20
5	A	1977	G	N1-C6-O6	9.75	125.75	119.90
6	B	73	G	C5-C6-O6	-9.75	122.75	128.60
6	B	91	C	O4'-C1'-N1	9.75	116.00	108.20
5	A	2106	A	N1-C6-N6	9.74	124.45	118.60
5	A	89	U	O4'-C1'-N1	9.74	115.99	108.20
5	A	2182	G	N1-C6-O6	9.74	125.75	119.90
5	A	2308	G	N1-C6-O6	9.74	125.75	119.90
5	A	2332	G	C5-C6-O6	-9.73	122.76	128.60
5	A	2729	C	O4'-C1'-N1	9.73	115.99	108.20

Continued on next page...

Continued from previous page...

Mol	Chain	Res	Type	Atoms	Z	Observed(°)	Ideal(°)
5	A	872	C	O4'-C1'-N1	9.73	115.98	108.20
5	A	2434	G	N1-C6-O6	9.73	125.74	119.90
5	A	2918	G	O4'-C1'-N9	9.73	115.98	108.20
5	A	920	G	N1-C6-O6	9.73	125.74	119.90
5	A	334	G	C5-C6-O6	-9.72	122.77	128.60
5	A	627	G	N1-C6-O6	9.72	125.73	119.90
5	A	940	G	N1-C6-O6	9.72	125.73	119.90
5	A	1543	U	O4'-C1'-N1	9.72	115.98	108.20
5	A	1874	G	C5-C6-O6	-9.72	122.77	128.60
5	A	2483	G	N1-C6-O6	9.72	125.73	119.90
5	A	213	C	O4'-C1'-N1	9.72	115.97	108.20
6	B	84	G	N1-C6-O6	9.72	125.73	119.90
5	A	1215	U	P-O3'-C3'	9.71	131.35	119.70
5	A	1777	G	N1-C6-O6	9.71	125.73	119.90
5	A	371	G	N1-C6-O6	9.71	125.72	119.90
5	A	2411	G	N1-C6-O6	9.71	125.72	119.90
5	A	1862	C	O4'-C1'-N1	9.70	115.96	108.20
5	A	2679	C	O4'-C1'-N1	9.70	115.96	108.20
5	A	2074	C	O4'-C1'-N1	9.70	115.96	108.20
5	A	2219	G	N1-C6-O6	9.70	125.72	119.90
5	A	346	G	C5-C6-O6	-9.70	122.78	128.60
5	A	1268	G	N1-C6-O6	9.69	125.72	119.90
5	A	1444	C	O4'-C1'-N1	9.69	115.95	108.20
5	A	671	G	N1-C6-O6	9.69	125.71	119.90
5	A	197	G	N1-C6-O6	9.69	125.71	119.90
5	A	1798	G	N1-C6-O6	9.69	125.71	119.90
5	A	780	G	N1-C6-O6	9.69	125.71	119.90
5	A	2133	C	C6-N1-C1'	-9.68	109.18	120.80
5	A	1629	C	P-O3'-C3'	9.68	131.31	119.70
5	A	367	G	N1-C6-O6	9.68	125.71	119.90
5	A	1531	G	N1-C6-O6	9.68	125.71	119.90
6	B	42	G	N1-C6-O6	9.67	125.70	119.90
5	A	1747	G	C5-C6-O6	-9.66	122.80	128.60
5	A	2705	C	O4'-C1'-N1	9.66	115.93	108.20
5	A	459	A	N1-C6-N6	9.66	124.39	118.60
5	A	1370	C	O4'-C1'-N1	9.66	115.92	108.20
6	B	82	G	N1-C6-O6	9.65	125.69	119.90
5	A	109	G	N1-C6-O6	9.65	125.69	119.90
5	A	986	G	N1-C6-O6	9.65	125.69	119.90
5	A	1993	G	N1-C6-O6	9.65	125.69	119.90
5	A	2798	C	O4'-C1'-N1	9.64	115.91	108.20
5	A	175	G	C5-C6-O6	-9.64	122.81	128.60

Continued on next page...

Continued from previous page...

Mol	Chain	Res	Type	Atoms	Z	Observed(°)	Ideal(°)
5	A	443	G	N1-C6-O6	9.64	125.68	119.90
5	A	939	G	C5-C6-O6	-9.64	122.82	128.60
5	A	1578	G	N1-C6-O6	9.64	125.69	119.90
5	A	1238	G	N1-C6-O6	9.64	125.68	119.90
5	A	1382	G	N1-C6-O6	9.64	125.68	119.90
5	A	599	G	N1-C6-O6	9.63	125.68	119.90
5	A	1669	G	C5-C6-O6	-9.63	122.82	128.60
5	A	2418	G	N1-C6-O6	9.63	125.68	119.90
5	A	2755	U	P-O3'-C3'	9.63	131.25	119.70
5	A	878	G	C5-C6-O6	-9.62	122.83	128.60
5	A	1841	G	N1-C6-O6	9.62	125.67	119.90
5	A	347	G	N1-C6-O6	9.62	125.67	119.90
5	A	759	G	P-O5'-C5'	9.62	136.29	120.90
5	A	1250	G	O4'-C1'-N9	9.62	115.89	108.20
5	A	1374	C	O4'-C1'-N1	9.62	115.89	108.20
5	A	2153	G	N1-C6-O6	9.62	125.67	119.90
5	A	143	G	N1-C6-O6	9.61	125.67	119.90
5	A	170	G	N1-C6-O6	9.61	125.67	119.90
5	A	370	G	N1-C6-O6	9.61	125.66	119.90
5	A	1632	G	N1-C6-O6	9.61	125.66	119.90
5	A	75	G	N1-C6-O6	9.60	125.66	119.90
5	A	566	G	N1-C6-O6	9.60	125.66	119.90
5	A	572	A	P-O3'-C3'	9.60	131.22	119.70
6	B	83	G	N1-C6-O6	9.60	125.66	119.90
5	A	2892	G	N1-C6-O6	9.60	125.66	119.90
5	A	427	G	N1-C6-O6	9.59	125.66	119.90
5	A	955	C	O4'-C1'-N1	9.59	115.87	108.20
5	A	2577	G	N1-C6-O6	9.59	125.65	119.90
5	A	2692	G	N1-C6-O6	9.59	125.65	119.90
5	A	71	A	N1-C6-N6	9.59	124.35	118.60
5	A	2149	G	N1-C6-O6	9.59	125.65	119.90
5	A	1339	A	O4'-C1'-N9	9.59	115.87	108.20
5	A	2263	G	N1-C6-O6	9.59	125.65	119.90
5	A	812	G	N1-C6-O6	9.58	125.65	119.90
5	A	1320	G	N1-C6-O6	9.58	125.65	119.90
5	A	2370	G	N1-C6-O6	9.58	125.65	119.90
5	A	1272	G	N1-C6-O6	9.58	125.65	119.90
5	A	1488	G	N1-C6-O6	9.58	125.65	119.90
5	A	43	G	N1-C6-O6	9.57	125.64	119.90
5	A	2764	G	N1-C6-O6	9.57	125.64	119.90
5	A	332	G	N1-C6-O6	9.57	125.64	119.90
5	A	1427	G	C5-C6-O6	-9.57	122.86	128.60

Continued on next page...

Continued from previous page...

Mol	Chain	Res	Type	Atoms	Z	Observed(°)	Ideal(°)
5	A	822	G	C5-C6-O6	-9.57	122.86	128.60
5	A	273	A	N1-C6-N6	9.57	124.34	118.60
5	A	1799	G	N1-C6-O6	9.57	125.64	119.90
5	A	76	C	O4'-C1'-N1	9.56	115.85	108.20
5	A	782	A	N1-C6-N6	9.56	124.34	118.60
5	A	899	C	O4'-C1'-N1	9.56	115.85	108.20
5	A	1668	G	N1-C6-O6	9.56	125.64	119.90
5	A	2318	G	N1-C6-O6	9.56	125.64	119.90
5	A	2677	G	C5-C6-O6	-9.56	122.86	128.60
5	A	953	G	N1-C6-O6	9.56	125.64	119.90
5	A	2515	G	N1-C6-O6	9.56	125.64	119.90
5	A	2635	C	O4'-C1'-N1	9.56	115.85	108.20
6	B	79	C	O4'-C1'-N1	9.56	115.85	108.20
5	A	832	G	N1-C6-O6	9.56	125.64	119.90
5	A	1719	G	N1-C6-O6	9.56	125.64	119.90
5	A	2309	G	N1-C6-O6	9.55	125.63	119.90
5	A	426	G	C5-C6-O6	-9.55	122.87	128.60
5	A	1012	G	C5-C6-O6	-9.55	122.87	128.60
5	A	719	C	O4'-C1'-N1	9.55	115.84	108.20
5	A	181	G	N1-C6-O6	9.54	125.63	119.90
5	A	476	A	P-O5'-C5'	9.54	136.16	120.90
5	A	489	G	N1-C6-O6	9.54	125.62	119.90
5	A	521	G	N1-C6-O6	9.54	125.62	119.90
5	A	1976	C	O4'-C1'-N1	9.54	115.83	108.20
5	A	2400	G	N1-C6-O6	9.54	125.62	119.90
5	A	631	G	P-O3'-C3'	9.54	131.14	119.70
5	A	879	G	N1-C6-O6	9.53	125.62	119.90
5	A	1529	G	N1-C6-O6	9.54	125.62	119.90
5	A	2620	C	O4'-C1'-N1	9.53	115.82	108.20
5	A	1367	G	N1-C6-O6	9.53	125.62	119.90
5	A	282	G	N1-C6-O6	9.53	125.61	119.90
5	A	1530	G	N1-C6-O6	9.53	125.61	119.90
5	A	2433	C	O4'-C1'-N1	9.53	115.82	108.20
5	A	169	G	N1-C6-O6	9.52	125.61	119.90
5	A	2746	G	N1-C6-O6	9.52	125.61	119.90
5	A	2747	G	N1-C6-O6	9.52	125.61	119.90
5	A	1300	G	N1-C6-O6	9.52	125.61	119.90
5	A	80	G	N1-C6-O6	9.51	125.61	119.90
5	A	667	A	O4'-C1'-N9	9.51	115.81	108.20
5	A	2275	G	C5-C6-O6	-9.51	122.90	128.60
6	B	48	G	C5-C6-O6	-9.51	122.90	128.60
5	A	2575	U	O4'-C1'-N1	9.50	115.80	108.20

Continued on next page...

Continued from previous page...

Mol	Chain	Res	Type	Atoms	Z	Observed(°)	Ideal(°)
5	A	532	C	O4'-C1'-N1	9.50	115.80	108.20
5	A	1412	A	N1-C6-N6	9.50	124.30	118.60
5	A	423	G	N1-C6-O6	9.50	125.60	119.90
5	A	536	G	N1-C6-O6	9.48	125.59	119.90
5	A	1220	G	O4'-C1'-N9	9.48	115.78	108.20
5	A	2288	G	N1-C6-O6	9.48	125.59	119.90
5	A	2694	A	O4'-C1'-N9	9.48	115.78	108.20
5	A	2554	G	N1-C6-O6	9.47	125.58	119.90
5	A	1446	C	O4'-C1'-N1	9.47	115.78	108.20
5	A	1578	G	O4'-C1'-N9	9.47	115.78	108.20
5	A	2623	C	O4'-C1'-N1	9.47	115.78	108.20
5	A	46	C	O4'-C1'-N1	9.47	115.78	108.20
5	A	1402	C	O4'-C1'-N1	9.47	115.78	108.20
5	A	1792	G	N1-C6-O6	9.47	125.58	119.90
5	A	1386	G	N1-C6-O6	9.47	125.58	119.90
5	A	447	G	N1-C6-O6	9.47	125.58	119.90
5	A	1195	U	O4'-C1'-N1	9.47	115.77	108.20
6	B	81	G	C5-C6-O6	-9.47	122.92	128.60
5	A	81	G	N1-C6-O6	9.46	125.58	119.90
5	A	1779	G	N1-C6-O6	9.46	125.58	119.90
5	A	726	C	O4'-C1'-N1	9.46	115.77	108.20
5	A	275	A	P-O5'-C5'	9.46	136.03	120.90
5	A	1642	G	C5-C6-O6	-9.46	122.93	128.60
5	A	1696	G	P-O3'-C3'	9.46	131.05	119.70
5	A	924	U	O4'-C1'-N1	9.45	115.76	108.20
5	A	1496	G	C5-C6-O6	-9.45	122.93	128.60
5	A	1869	G	N1-C6-O6	9.45	125.57	119.90
5	A	621	G	N1-C6-O6	9.45	125.57	119.90
5	A	817	G	N1-C6-O6	9.45	125.57	119.90
5	A	2450	G	N1-C6-O6	9.45	125.57	119.90
5	A	2651	C	O4'-C1'-N1	9.45	115.76	108.20
5	A	1172	A	N1-C6-N6	9.45	124.27	118.60
5	A	2523	G	N1-C6-O6	9.45	125.57	119.90
5	A	2699	G	N1-C6-O6	9.44	125.57	119.90
5	A	916	G	C5-C6-O6	-9.44	122.94	128.60
5	A	1853	G	N1-C6-O6	9.44	125.56	119.90
5	A	2832	G	N1-C6-O6	9.44	125.56	119.90
5	A	2257	G	C5-C6-O6	-9.43	122.94	128.60
5	A	297	G	N1-C6-O6	9.43	125.56	119.90
5	A	487	G	O4'-C1'-N9	9.43	115.75	108.20
5	A	1408	G	N1-C6-O6	9.43	125.56	119.90
5	A	1979	G	N1-C6-O6	9.43	125.56	119.90

Continued on next page...

Continued from previous page...

Mol	Chain	Res	Type	Atoms	Z	Observed(°)	Ideal(°)
5	A	42	G	N1-C6-O6	9.43	125.56	119.90
5	A	607	G	N1-C6-O6	9.43	125.56	119.90
5	A	1469	G	N1-C6-O6	9.43	125.56	119.90
5	A	2319	G	N1-C6-O6	9.42	125.55	119.90
5	A	471	G	N1-C6-O6	9.42	125.55	119.90
5	A	806	G	N1-C6-O6	9.42	125.55	119.90
5	A	1449	C	O4'-C1'-N1	9.42	115.73	108.20
5	A	1851	G	C5-C6-O6	-9.42	122.95	128.60
5	A	1953	C	P-O3'-C3'	9.42	131.00	119.70
5	A	247	A	N1-C6-N6	9.41	124.25	118.60
5	A	2244	G	N1-C6-O6	9.41	125.55	119.90
5	A	2385	C	O4'-C1'-N1	9.41	115.73	108.20
5	A	539	G	N1-C6-O6	9.41	125.55	119.90
5	A	1048	G	N1-C6-O6	9.41	125.55	119.90
5	A	788	G	N1-C6-O6	9.40	125.54	119.90
5	A	1245	G	N1-C6-O6	9.40	125.54	119.90
5	A	1007	G	P-O3'-C3'	9.40	130.98	119.70
5	A	1231	G	N1-C6-O6	9.39	125.54	119.90
5	A	2161	G	N1-C6-O6	9.39	125.54	119.90
5	A	2268	G	N1-C6-O6	9.39	125.53	119.90
5	A	1820	A	O4'-C1'-N9	9.39	115.71	108.20
5	A	642	G	C5-C6-O6	-9.38	122.97	128.60
5	A	1688	G	N1-C6-O6	9.39	125.53	119.90
5	A	1152	G	N1-C6-O6	9.38	125.53	119.90
5	A	1358	G	N1-C6-O6	9.38	125.53	119.90
5	A	1362	G	N1-C6-O6	9.38	125.53	119.90
5	A	1628	G	C5'-C4'-O4'	-9.38	97.84	109.10
5	A	631	G	N1-C6-O6	9.38	125.53	119.90
5	A	2457	G	N1-C6-O6	9.38	125.53	119.90
5	A	2596	G	N1-C6-O6	9.38	125.53	119.90
5	A	823	G	N1-C6-O6	9.37	125.52	119.90
5	A	654	G	N1-C6-O6	9.37	125.52	119.90
5	A	2564	A	C5-C6-N6	-9.37	116.20	123.70
5	A	1696	G	N1-C6-O6	9.37	125.52	119.90
5	A	519	A	O4'-C1'-N9	9.36	115.69	108.20
5	A	1331	C	O4'-C1'-N1	9.36	115.69	108.20
5	A	2081	G	N1-C6-O6	9.36	125.52	119.90
5	A	2099	G	N1-C6-O6	9.36	125.52	119.90
5	A	775	G	N1-C6-O6	9.36	125.52	119.90
5	A	62	C	P-O5'-C5'	9.35	135.87	120.90
5	A	579	G	N1-C6-O6	9.35	125.51	119.90
5	A	2067	G	N1-C6-O6	9.35	125.51	119.90

Continued on next page...

Continued from previous page...

Mol	Chain	Res	Type	Atoms	Z	Observed(°)	Ideal(°)
5	A	1840	G	N1-C6-O6	9.35	125.51	119.90
5	A	1988	G	N1-C6-O6	9.35	125.51	119.90
5	A	1492	G	N1-C6-O6	9.34	125.51	119.90
5	A	1590	C	P-O3'-C3'	9.34	130.91	119.70
5	A	1015	G	N1-C6-O6	9.34	125.50	119.90
5	A	1846	G	N1-C6-O6	9.34	125.50	119.90
5	A	327	G	N1-C6-O6	9.34	125.50	119.90
5	A	791	C	O4'-C1'-N1	9.34	115.67	108.20
5	A	361	G	N1-C6-O6	9.33	125.50	119.90
5	A	2907	A	C5-C6-N6	-9.33	116.24	123.70
5	A	1452	C	O4'-C1'-N1	9.32	115.66	108.20
5	A	2168	G	C5-C6-O6	-9.32	123.01	128.60
5	A	457	G	O4'-C1'-N9	9.31	115.65	108.20
5	A	57	C	O4'-C1'-N1	9.31	115.65	108.20
5	A	861	C	O4'-C1'-N1	9.31	115.65	108.20
5	A	969	C	O4'-C1'-N1	9.31	115.64	108.20
5	A	1420	G	N1-C6-O6	9.30	125.48	119.90
5	A	1112	U	O4'-C1'-N1	9.30	115.64	108.20
5	A	1635	G	N1-C6-O6	9.30	125.48	119.90
5	A	2389	A	O4'-C1'-N9	9.30	115.64	108.20
5	A	2869	A	N1-C6-N6	9.30	124.18	118.60
5	A	1474	C	O4'-C1'-N1	9.29	115.63	108.20
5	A	1425	C	O4'-C1'-N1	9.28	115.63	108.20
5	A	921	G	C5-C6-O6	-9.28	123.03	128.60
5	A	1723	A	P-O3'-C3'	9.28	130.84	119.70
5	A	2720	C	O4'-C1'-N1	9.28	115.62	108.20
5	A	1693	C	O4'-C1'-N1	9.28	115.62	108.20
5	A	411	G	C5-C6-O6	-9.28	123.03	128.60
5	A	2707	C	O4'-C1'-N1	9.27	115.62	108.20
5	A	760	G	N1-C6-O6	9.27	125.46	119.90
5	A	2624	G	N1-C6-O6	9.27	125.46	119.90
5	A	294	G	N1-C6-O6	9.27	125.46	119.90
5	A	959	C	O4'-C1'-N1	9.26	115.61	108.20
5	A	1348	G	N1-C6-O6	9.26	125.46	119.90
5	A	2856	G	N1-C6-O6	9.26	125.46	119.90
5	A	382	G	C5-C6-O6	-9.26	123.05	128.60
5	A	1338	G	P-O3'-C3'	9.26	130.81	119.70
5	A	2696	C	O4'-C1'-N1	9.26	115.61	108.20
5	A	1083	G	N1-C6-O6	9.26	125.45	119.90
5	A	2654	G	C5-C6-O6	-9.25	123.05	128.60
5	A	2652	G	N1-C6-O6	9.25	125.45	119.90
5	A	1275	G	N1-C6-O6	9.25	125.45	119.90

Continued on next page...

Continued from previous page...

Mol	Chain	Res	Type	Atoms	Z	Observed(°)	Ideal(°)
5	A	245	G	N1-C6-O6	9.25	125.45	119.90
5	A	1167	C	O4'-C1'-N1	9.25	115.60	108.20
5	A	465	U	O4'-C1'-N1	9.24	115.60	108.20
5	A	1676	G	O4'-C1'-N9	9.24	115.59	108.20
6	B	77	G	N1-C6-O6	9.24	125.45	119.90
5	A	142	G	N1-C6-O6	9.24	125.44	119.90
5	A	1940	U	O4'-C1'-N1	9.24	115.59	108.20
5	A	926	G	C5-C6-O6	-9.23	123.06	128.60
5	A	1344	C	O4'-C1'-N1	9.23	115.59	108.20
6	B	110	G	N1-C6-O6	9.23	125.44	119.90
5	A	2524	G	N1-C6-O6	9.23	125.44	119.90
5	A	137	G	N1-C6-O6	9.23	125.44	119.90
5	A	2512	C	O4'-C1'-N1	9.23	115.58	108.20
5	A	1481	G	N1-C6-O6	9.22	125.44	119.90
5	A	733	U	O4'-C1'-N1	9.22	115.58	108.20
5	A	1354	C	O4'-C1'-N1	9.22	115.58	108.20
5	A	338	G	N1-C6-O6	9.21	125.43	119.90
5	A	424	G	N1-C6-O6	9.21	125.43	119.90
6	B	87	U	O4'-C1'-N1	9.21	115.57	108.20
5	A	7	G	N1-C6-O6	9.21	125.43	119.90
5	A	1363	G	N1-C6-O6	9.21	125.43	119.90
5	A	2188	G	N1-C6-O6	9.21	125.43	119.90
5	A	62	C	O4'-C1'-N1	9.21	115.57	108.20
5	A	1833	G	C5-C6-O6	-9.21	123.08	128.60
5	A	2914	C	O4'-C1'-N1	9.21	115.57	108.20
5	A	1039	G	N1-C6-O6	9.20	125.42	119.90
5	A	1338	G	N1-C6-O6	9.20	125.42	119.90
5	A	1573	C	O4'-C1'-N1	9.21	115.56	108.20
5	A	60	G	N1-C6-O6	9.20	125.42	119.90
5	A	1633	G	N1-C6-O6	9.20	125.42	119.90
5	A	2738	G	N1-C6-O6	9.20	125.42	119.90
5	A	1043	G	C5-C6-O6	-9.20	123.08	128.60
5	A	1562	A	P-O3'-C3'	9.20	130.74	119.70
5	A	1646	G	N1-C6-O6	9.20	125.42	119.90
5	A	1651	G	N1-C6-O6	9.20	125.42	119.90
5	A	1775	G	N1-C6-O6	9.20	125.42	119.90
5	A	1024	G	N1-C6-O6	9.19	125.42	119.90
5	A	2726	G	N1-C6-O6	9.19	125.41	119.90
5	A	1570	U	O4'-C1'-N1	9.19	115.55	108.20
5	A	926	G	N1-C6-O6	9.18	125.41	119.90
5	A	1080	G	N1-C6-O6	9.18	125.41	119.90
5	A	1418	U	O4'-C1'-N1	9.18	115.55	108.20

Continued on next page...

Continued from previous page...

Mol	Chain	Res	Type	Atoms	Z	Observed(°)	Ideal(°)
5	A	2669	G	N1-C6-O6	9.18	125.41	119.90
5	A	27	G	P-O3'-C3'	9.18	130.72	119.70
5	A	1349	G	N1-C6-O6	9.18	125.41	119.90
5	A	11	G	N1-C6-O6	9.18	125.41	119.90
5	A	2427	U	O4'-C1'-N1	9.18	115.54	108.20
5	A	1047	A	N1-C6-N6	9.17	124.11	118.60
5	A	1683	C	O4'-C1'-N1	9.17	115.54	108.20
5	A	2090	G	N1-C6-O6	9.17	125.40	119.90
5	A	2494	C	O4'-C1'-N1	9.17	115.54	108.20
5	A	2541	C	O4'-C1'-N1	9.17	115.54	108.20
5	A	395	C	O4'-C1'-N1	9.17	115.54	108.20
5	A	2605	G	N1-C6-O6	9.17	125.40	119.90
5	A	2516	G	N1-C6-O6	9.17	125.40	119.90
5	A	349	C	P-O5'-C5'	9.16	135.56	120.90
5	A	2368	G	N1-C6-O6	9.16	125.40	119.90
5	A	1765	G	N1-C6-O6	9.16	125.40	119.90
5	A	211	C	O4'-C1'-N1	9.16	115.53	108.20
5	A	2230	C	O4'-C1'-N1	9.16	115.53	108.20
5	A	665	G	N1-C6-O6	9.16	125.39	119.90
5	A	2501	G	N1-C6-O6	9.16	125.39	119.90
5	A	214	G	N1-C6-O6	9.15	125.39	119.90
5	A	894	A	P-O3'-C3'	9.15	130.69	119.70
5	A	664	C	O4'-C1'-N1	9.15	115.52	108.20
5	A	362	C	O4'-C1'-N1	9.15	115.52	108.20
5	A	813	G	N1-C6-O6	9.15	125.39	119.90
5	A	2632	G	N1-C6-O6	9.15	125.39	119.90
5	A	2214	G	N1-C6-O6	9.14	125.39	119.90
5	A	1031	C	O4'-C1'-N1	9.14	115.51	108.20
5	A	1183	G	N1-C6-O6	9.14	125.38	119.90
5	A	263	G	N1-C6-O6	9.14	125.38	119.90
5	A	1028	C	P-O3'-C3'	9.14	130.67	119.70
5	A	1502	G	N1-C6-O6	9.14	125.38	119.90
5	A	848	G	N1-C6-O6	9.14	125.38	119.90
5	A	312	G	O4'-C1'-N9	9.13	115.51	108.20
6	B	108	C	O4'-C1'-N1	9.14	115.51	108.20
5	A	674	G	C5-C6-O6	-9.13	123.12	128.60
5	A	1182	G	N1-C6-O6	9.13	125.38	119.90
5	A	2075	G	N1-C6-O6	9.13	125.38	119.90
5	A	1223	C	O4'-C1'-N1	9.13	115.50	108.20
5	A	2758	G	C5-C6-O6	-9.13	123.12	128.60
5	A	154	A	C5-C6-N6	-9.13	116.40	123.70
5	A	455	G	N1-C6-O6	9.12	125.37	119.90

Continued on next page...

Continued from previous page...

Mol	Chain	Res	Type	Atoms	Z	Observed(°)	Ideal(°)
5	A	2472	C	O4'-C1'-N1	9.12	115.50	108.20
5	A	2760	G	N1-C6-O6	9.12	125.38	119.90
5	A	457	G	N1-C6-O6	9.12	125.37	119.90
5	A	1722	A	O4'-C1'-N9	9.12	115.50	108.20
5	A	223	G	N1-C6-O6	9.12	125.37	119.90
5	A	2510	G	C5-C6-O6	-9.12	123.13	128.60
5	A	721	G	N1-C6-O6	9.12	125.37	119.90
5	A	1213	G	N1-C6-O6	9.12	125.37	119.90
5	A	1740	G	N1-C6-O6	9.12	125.37	119.90
5	A	2536	C	O4'-C1'-N1	9.12	115.50	108.20
5	A	2697	G	N1-C6-O6	9.12	125.37	119.90
5	A	585	G	N1-C6-O6	9.12	125.37	119.90
5	A	1088	G	N1-C6-O6	9.12	125.37	119.90
5	A	2043	A	O4'-C1'-N9	9.11	115.49	108.20
5	A	2773	G	N1-C6-O6	9.11	125.37	119.90
5	A	1007	G	N1-C6-O6	9.11	125.36	119.90
5	A	210	A	N1-C6-N6	9.10	124.06	118.60
5	A	2572	G	N1-C6-O6	9.10	125.36	119.90
5	A	826	U	O4'-C1'-N1	9.10	115.48	108.20
5	A	871	G	C5-C6-O6	-9.10	123.14	128.60
5	A	408	G	O4'-C1'-N9	9.10	115.48	108.20
5	A	2650	G	N1-C6-O6	9.10	125.36	119.90
5	A	2833	U	O4'-C1'-N1	9.10	115.48	108.20
5	A	625	C	O4'-C1'-N1	9.09	115.48	108.20
5	A	1168	G	C5-C6-O6	-9.09	123.14	128.60
5	A	262	G	N1-C6-O6	9.09	125.35	119.90
5	A	2843	G	N1-C6-O6	9.09	125.35	119.90
5	A	2918	G	N1-C6-O6	9.09	125.35	119.90
5	A	235	G	N1-C6-O6	9.09	125.35	119.90
5	A	1270	C	P-O3'-C3'	9.09	130.60	119.70
5	A	2038	G	N1-C6-O6	9.09	125.35	119.90
5	A	1350	U	O4'-C1'-N1	9.08	115.47	108.20
5	A	58	G	N1-C6-O6	9.08	125.35	119.90
5	A	2056	G	N1-C6-O6	9.08	125.35	119.90
5	A	1387	G	N1-C6-O6	9.07	125.34	119.90
5	A	1486	G	N1-C6-O6	9.07	125.34	119.90
5	A	540	G	N1-C6-O6	9.07	125.34	119.90
5	A	603	G	C5-C6-O6	-9.07	123.16	128.60
5	A	1153	G	N1-C6-O6	9.07	125.34	119.90
5	A	466	C	O4'-C1'-N1	9.07	115.45	108.20
5	A	2894	G	N1-C6-O6	9.06	125.34	119.90
5	A	2430	U	O4'-C1'-N1	9.06	115.45	108.20

Continued on next page...

Continued from previous page...

Mol	Chain	Res	Type	Atoms	Z	Observed(°)	Ideal(°)
5	A	63	G	P-O3'-C3'	9.06	130.57	119.70
5	A	83	G	N1-C6-O6	9.06	125.34	119.90
5	A	834	C	O4'-C1'-N1	9.06	115.45	108.20
5	A	1018	G	N1-C6-O6	9.06	125.33	119.90
5	A	1835	C	O4'-C1'-N1	9.06	115.45	108.20
5	A	2732	C	C6-N1-C2	-9.06	116.68	120.30
5	A	446	G	N1-C6-O6	9.05	125.33	119.90
5	A	802	G	N1-C6-O6	9.05	125.33	119.90
5	A	865	G	N1-C6-O6	9.05	125.33	119.90
5	A	927	G	N1-C6-O6	9.05	125.33	119.90
5	A	189	G	N1-C6-O6	9.05	125.33	119.90
5	A	1926	G	C5-C6-O6	-9.05	123.17	128.60
5	A	2126	G	N1-C6-O6	9.05	125.33	119.90
5	A	2926	C	O4'-C1'-N1	9.05	115.44	108.20
5	A	233	G	N1-C6-O6	9.05	125.33	119.90
5	A	386	U	O4'-C1'-N1	9.05	115.44	108.20
5	A	2598	G	N1-C6-O6	9.05	125.33	119.90
5	A	2723	G	N1-C6-O6	9.05	125.33	119.90
5	A	1134	A	O4'-C1'-N9	9.04	115.44	108.20
5	A	2058	G	N1-C6-O6	9.05	125.33	119.90
5	A	668	G	N1-C6-O6	9.04	125.33	119.90
5	A	2245	G	N1-C6-O6	9.04	125.33	119.90
5	A	2396	G	C5-C6-O6	-9.04	123.17	128.60
5	A	2855	G	N1-C6-O6	9.04	125.33	119.90
5	A	739	C	O4'-C1'-N1	9.04	115.43	108.20
5	A	2017	C	O4'-C1'-N1	9.04	115.43	108.20
5	A	976	U	O4'-C1'-N1	9.04	115.43	108.20
5	A	2586	G	N1-C6-O6	9.04	125.32	119.90
5	A	2780	G	P-O3'-C3'	9.04	130.54	119.70
5	A	684	G	N1-C6-O6	9.04	125.32	119.90
5	A	2079	C	O4'-C1'-N1	9.04	115.43	108.20
5	A	2574	G	C5-C6-O6	-9.03	123.18	128.60
5	A	1234	G	N1-C6-O6	9.03	125.32	119.90
5	A	507	A	N1-C6-N6	9.03	124.02	118.60
5	A	212	C	O4'-C1'-N1	9.03	115.42	108.20
5	A	1030	G	N1-C6-O6	9.03	125.31	119.90
5	A	1636	A	C5-C6-N6	-9.03	116.48	123.70
5	A	2895	C	O4'-C1'-N1	9.03	115.42	108.20
5	A	1019	A	N1-C6-N6	9.02	124.01	118.60
5	A	317	G	N1-C6-O6	9.02	125.31	119.90
5	A	377	G	N1-C6-O6	9.02	125.31	119.90
5	A	1151	U	O4'-C1'-N1	9.02	115.42	108.20

Continued on next page...

Continued from previous page...

Mol	Chain	Res	Type	Atoms	Z	Observed(°)	Ideal(°)
6	B	53	U	O4'-C1'-N1	9.02	115.42	108.20
5	A	190	G	N1-C6-O6	9.02	125.31	119.90
6	B	13	A	N1-C6-N6	9.02	124.01	118.60
5	A	546	G	N1-C6-O6	9.02	125.31	119.90
5	A	648	G	N1-C6-O6	9.02	125.31	119.90
5	A	1569	A	N1-C6-N6	9.02	124.01	118.60
5	A	2475	G	N1-C6-O6	9.02	125.31	119.90
5	A	2897	G	C5-C6-O6	-9.02	123.19	128.60
5	A	1196	C	O4'-C1'-N1	9.01	115.41	108.20
5	A	2043	A	N1-C6-N6	9.01	124.01	118.60
5	A	2756	G	N1-C6-O6	9.01	125.31	119.90
5	A	473	C	O4'-C1'-N1	9.01	115.41	108.20
5	A	595	G	N1-C6-O6	9.01	125.31	119.90
5	A	1139	G	N1-C6-O6	9.01	125.31	119.90
5	A	2391	G	N1-C6-O6	9.01	125.31	119.90
5	A	1497	G	N1-C6-O6	9.01	125.30	119.90
5	A	2645	C	O4'-C1'-N1	9.01	115.41	108.20
5	A	1757	G	N1-C6-O6	9.00	125.30	119.90
5	A	1114	G	O4'-C1'-N9	9.00	115.40	108.20
5	A	2736	G	N1-C6-O6	9.00	125.30	119.90
5	A	1304	G	P-O3'-C3'	9.00	130.50	119.70
5	A	2920	C	O4'-C1'-N1	9.00	115.40	108.20
6	B	40	C	O4'-C1'-N1	9.00	115.40	108.20
5	A	460	C	O4'-C1'-N1	8.99	115.40	108.20
5	A	1795	C	O4'-C1'-N1	8.99	115.40	108.20
5	A	2688	G	N1-C6-O6	8.99	125.30	119.90
5	A	1983	G	N1-C6-O6	8.99	125.30	119.90
5	A	810	G	N1-C6-O6	8.99	125.29	119.90
5	A	2328	G	N1-C6-O6	8.99	125.29	119.90
5	A	1413	G	N1-C6-O6	8.98	125.29	119.90
5	A	2682	U	O4'-C1'-N1	8.98	115.39	108.20
5	A	2114	C	O4'-C1'-N1	8.98	115.39	108.20
5	A	525	A	N1-C6-N6	8.98	123.99	118.60
5	A	551	A	N1-C6-N6	8.98	123.99	118.60
5	A	583	G	C5-C6-O6	-8.98	123.21	128.60
5	A	1759	U	O4'-C1'-N1	8.98	115.39	108.20
5	A	1077	G	N1-C6-O6	8.98	125.29	119.90
5	A	541	G	N1-C6-O6	8.98	125.29	119.90
5	A	731	G	N1-C6-O6	8.98	125.29	119.90
5	A	2672	G	N1-C6-O6	8.98	125.29	119.90
5	A	2703	G	N1-C6-O6	8.98	125.29	119.90
5	A	1470	G	N1-C6-O6	8.97	125.28	119.90

Continued on next page...

Continued from previous page...

Mol	Chain	Res	Type	Atoms	Z	Observed(°)	Ideal(°)
5	A	2021	G	N1-C6-O6	8.97	125.28	119.90
5	A	385	G	C5-C6-O6	-8.97	123.22	128.60
5	A	967	G	N1-C6-O6	8.97	125.28	119.90
5	A	2265	U	O4'-C1'-N1	8.97	115.38	108.20
5	A	947	A	N1-C6-N6	8.97	123.98	118.60
5	A	2792	G	N1-C6-O6	8.97	125.28	119.90
5	A	1192	G	N1-C6-O6	8.97	125.28	119.90
5	A	2340	A	O4'-C1'-N9	8.97	115.38	108.20
5	A	417	G	P-O3'-C3'	8.97	130.46	119.70
5	A	581	C	O4'-C1'-N1	8.97	115.37	108.20
6	B	103	G	C5-C6-O6	-8.97	123.22	128.60
5	A	772	G	N1-C6-O6	8.96	125.28	119.90
5	A	1071	G	N1-C6-O6	8.97	125.28	119.90
5	A	2311	G	N1-C6-O6	8.97	125.28	119.90
5	A	1165	U	O4'-C1'-N1	8.96	115.37	108.20
5	A	414	C	O4'-C1'-N1	8.96	115.37	108.20
5	A	2064	G	N1-C6-O6	8.96	125.28	119.90
5	A	800	G	N1-C6-O6	8.96	125.28	119.90
5	A	1278	G	N1-C6-O6	8.96	125.28	119.90
5	A	992	G	N1-C6-O6	8.96	125.28	119.90
5	A	1741	G	N1-C6-O6	8.96	125.28	119.90
5	A	1839	A	N1-C6-N6	8.96	123.97	118.60
5	A	1137	G	N1-C6-O6	8.96	125.27	119.90
5	A	1616	G	N1-C6-O6	8.96	125.27	119.90
5	A	2388	C	O4'-C1'-N1	8.96	115.36	108.20
5	A	2519	G	N1-C6-O6	8.96	125.27	119.90
5	A	818	G	N1-C6-O6	8.95	125.27	119.90
5	A	27	G	N1-C6-O6	8.95	125.27	119.90
5	A	1440	G	N1-C6-O6	8.95	125.27	119.90
5	A	403	C	O4'-C1'-N1	8.95	115.36	108.20
5	A	1280	G	N1-C6-O6	8.95	125.27	119.90
5	A	118	A	N1-C6-N6	8.94	123.97	118.60
5	A	1324	G	N1-C6-O6	8.94	125.27	119.90
5	A	1478	G	N1-C6-O6	8.94	125.27	119.90
5	A	805	G	N1-C6-O6	8.94	125.27	119.90
5	A	2286	U	O4'-C1'-N1	8.94	115.35	108.20
5	A	2347	G	N1-C6-O6	8.94	125.27	119.90
5	A	83	G	O4'-C1'-N9	8.94	115.35	108.20
5	A	528	G	N1-C6-O6	8.94	125.26	119.90
5	A	839	G	N1-C6-O6	8.94	125.26	119.90
5	A	1022	G	N1-C6-O6	8.94	125.26	119.90
5	A	614	G	N1-C6-O6	8.94	125.26	119.90

Continued on next page...

Continued from previous page...

Mol	Chain	Res	Type	Atoms	Z	Observed(°)	Ideal(°)
5	A	1629	C	O4'-C1'-N1	8.94	115.35	108.20
5	A	160	G	N1-C6-O6	8.93	125.26	119.90
5	A	1264	G	N1-C6-O6	8.93	125.26	119.90
5	A	1658	G	N1-C6-O6	8.93	125.26	119.90
5	A	1936	G	C5-C6-O6	-8.93	123.24	128.60
5	A	2190	C	O4'-C1'-N1	8.93	115.35	108.20
6	B	115	G	C5-C6-O6	-8.93	123.24	128.60
5	A	148	G	C5-C6-O6	-8.93	123.24	128.60
5	A	682	G	N1-C6-O6	8.93	125.26	119.90
5	A	1086	U	O4'-C1'-N1	8.93	115.34	108.20
5	A	2392	U	O4'-C1'-N1	8.93	115.34	108.20
5	A	1467	G	N1-C6-O6	8.93	125.26	119.90
5	A	644	G	N1-C6-O6	8.93	125.26	119.90
5	A	1572	G	N1-C6-O6	8.93	125.26	119.90
5	A	2513	G	C5-C6-O6	-8.93	123.24	128.60
5	A	617	G	N1-C6-O6	8.92	125.25	119.90
5	A	1	G	N1-C6-O6	8.92	125.25	119.90
5	A	2	G	N1-C6-O6	8.92	125.25	119.90
5	A	1939	G	N1-C6-O6	8.92	125.25	119.90
5	A	2233	C	O4'-C1'-N1	8.92	115.34	108.20
5	A	2352	G	N1-C6-O6	8.92	125.25	119.90
5	A	2873	G	N1-C6-O6	8.92	125.25	119.90
5	A	1311	G	C5-C6-O6	-8.92	123.25	128.60
5	A	2076	C	O4'-C1'-N1	8.92	115.34	108.20
5	A	1674	G	N1-C6-O6	8.92	125.25	119.90
5	A	2443	G	N1-C6-O6	8.92	125.25	119.90
6	B	118	A	O4'-C1'-N9	8.92	115.34	108.20
5	A	807	G	N1-C6-O6	8.92	125.25	119.90
5	A	933	C	P-O3'-C3'	8.92	130.40	119.70
5	A	1859	C	O4'-C1'-N1	8.92	115.33	108.20
5	A	99	U	P-O3'-C3'	8.91	130.40	119.70
5	A	501	A	N1-C6-N6	8.91	123.95	118.60
5	A	1571	G	N1-C6-O6	8.91	125.25	119.90
5	A	2144	G	N1-C6-O6	8.91	125.25	119.90
5	A	243	G	N1-C6-O6	8.91	125.25	119.90
5	A	2653	G	N1-C6-O6	8.91	125.25	119.90
6	B	43	A	N1-C6-N6	8.91	123.94	118.60
5	A	464	C	O4'-C1'-N1	8.91	115.33	108.20
5	A	1342	G	N1-C6-O6	8.91	125.24	119.90
5	A	2660	G	N1-C6-O6	8.91	125.24	119.90
5	A	1376	G	N1-C6-O6	8.90	125.24	119.90
5	A	85	G	N1-C6-O6	8.90	125.24	119.90

Continued on next page...

Continued from previous page...

Mol	Chain	Res	Type	Atoms	Z	Observed(°)	Ideal(°)
5	A	629	G	N1-C6-O6	8.90	125.24	119.90
5	A	45	G	N1-C6-O6	8.90	125.24	119.90
5	A	215	G	N1-C6-O6	8.90	125.24	119.90
5	A	335	G	N1-C6-O6	8.90	125.24	119.90
5	A	239	C	O4'-C1'-N1	8.90	115.32	108.20
5	A	445	C	O4'-C1'-N1	8.90	115.32	108.20
5	A	728	G	N1-C6-O6	8.90	125.24	119.90
5	A	1294	A	O4'-C1'-N9	8.90	115.32	108.20
5	A	2404	G	N1-C6-O6	8.90	125.24	119.90
5	A	2426	G	N1-C6-O6	8.90	125.24	119.90
5	A	2780	G	N1-C6-O6	8.90	125.24	119.90
5	A	48	G	N1-C6-O6	8.89	125.24	119.90
5	A	824	G	C5-C6-O6	-8.89	123.26	128.60
5	A	2306	G	N1-C6-O6	8.89	125.24	119.90
5	A	1761	G	N1-C6-O6	8.89	125.24	119.90
5	A	257	G	N1-C6-O6	8.89	125.23	119.90
5	A	1589	G	N1-C6-O6	8.89	125.23	119.90
5	A	1732	G	N1-C6-O6	8.89	125.23	119.90
5	A	1962	G	N1-C6-O6	8.89	125.23	119.90
5	A	2062	A	N1-C6-N6	8.89	123.93	118.60
5	A	2611	G	N1-C6-O6	8.89	125.23	119.90
5	A	2272	U	O4'-C1'-N1	8.89	115.31	108.20
5	A	2342	C	O4'-C1'-N1	8.89	115.31	108.20
5	A	2870	G	N1-C6-O6	8.89	125.23	119.90
6	B	4	G	N1-C6-O6	8.88	125.23	119.90
5	A	837	U	P-O3'-C3'	8.88	130.36	119.70
5	A	1854	G	N1-C6-O6	8.88	125.23	119.90
5	A	1219	C	C2-N1-C1'	8.88	128.57	118.80
5	A	1875	G	N1-C6-O6	8.88	125.23	119.90
5	A	96	G	N1-C6-O6	8.88	125.23	119.90
5	A	261	C	O4'-C1'-N1	8.88	115.30	108.20
5	A	269	G	N1-C6-O6	8.88	125.23	119.90
5	A	1011	C	O4'-C1'-N1	8.88	115.30	108.20
5	A	1160	G	C5-C6-O6	-8.88	123.27	128.60
6	B	104	G	N1-C6-O6	8.88	125.23	119.90
5	A	498	U	O4'-C1'-N1	8.88	115.30	108.20
6	B	63	C	O4'-C1'-N1	8.88	115.30	108.20
5	A	359	C	O4'-C1'-N1	8.87	115.30	108.20
5	A	2603	G	N1-C6-O6	8.87	125.22	119.90
6	B	8	G	N1-C6-O6	8.87	125.22	119.90
5	A	2213	U	O4'-C1'-N1	8.87	115.29	108.20
5	A	1773	G	N1-C6-O6	8.86	125.22	119.90

Continued on next page...

Continued from previous page...

Mol	Chain	Res	Type	Atoms	Z	Observed(°)	Ideal(°)
5	A	1494	G	N1-C6-O6	8.86	125.22	119.90
5	A	241	C	O4'-C1'-N1	8.86	115.29	108.20
5	A	576	G	N1-C6-O6	8.86	125.21	119.90
5	A	713	G	N1-C6-O6	8.86	125.21	119.90
5	A	2135	G	N1-C6-O6	8.86	125.21	119.90
5	A	2253	G	N1-C6-O6	8.86	125.21	119.90
5	A	1463	C	O4'-C1'-N1	8.85	115.28	108.20
5	A	2130	G	N1-C6-O6	8.85	125.21	119.90
5	A	2698	G	C5-C6-O6	-8.85	123.29	128.60
6	B	80	G	C5-C6-O6	-8.85	123.29	128.60
5	A	264	G	N1-C6-O6	8.85	125.21	119.90
5	A	2129	G	N1-C6-O6	8.85	125.21	119.90
6	B	10	G	N1-C6-O6	8.85	125.21	119.90
5	A	115	C	O4'-C1'-N1	8.85	115.28	108.20
5	A	1309	G	N1-C6-O6	8.85	125.21	119.90
5	A	1782	G	N1-C6-O6	8.85	125.21	119.90
5	A	1403	G	N1-C6-O6	8.85	125.21	119.90
5	A	1563	G	N1-C6-O6	8.85	125.21	119.90
5	A	59	G	N1-C6-O6	8.84	125.20	119.90
5	A	2264	G	N1-C6-O6	8.84	125.20	119.90
5	A	2510	G	O4'-C1'-N9	8.84	115.27	108.20
5	A	174	U	O4'-C1'-N1	8.84	115.27	108.20
5	A	313	U	O4'-C1'-N1	8.84	115.27	108.20
5	A	514	G	N1-C6-O6	8.84	125.20	119.90
5	A	1389	C	O4'-C1'-N1	8.84	115.27	108.20
6	B	78	U	O4'-C1'-N1	8.84	115.27	108.20
5	A	55	G	N1-C6-O6	8.83	125.20	119.90
5	A	1396	C	O4'-C1'-N1	8.83	115.27	108.20
5	A	1117	G	N1-C6-O6	8.83	125.20	119.90
5	A	1361	A	O4'-C1'-N9	8.83	115.27	108.20
5	A	1742	G	N1-C6-O6	8.83	125.20	119.90
5	A	1784	A	P-O5'-C5'	8.83	135.03	120.90
5	A	30	G	C5-C6-O6	-8.82	123.31	128.60
5	A	1304	G	N1-C6-O6	8.82	125.19	119.90
5	A	1665	G	N1-C6-O6	8.82	125.19	119.90
5	A	2145	G	N1-C6-O6	8.82	125.19	119.90
5	A	2199	G	N1-C6-O6	8.82	125.19	119.90
6	B	29	C	O4'-C1'-N1	8.82	115.26	108.20
5	A	905	G	N1-C6-O6	8.82	125.19	119.90
5	A	1158	G	N1-C6-O6	8.82	125.19	119.90
5	A	1539	C	O4'-C1'-N1	8.82	115.26	108.20
5	A	2109	G	N1-C6-O6	8.82	125.19	119.90

Continued on next page...

Continued from previous page...

Mol	Chain	Res	Type	Atoms	Z	Observed(°)	Ideal(°)
5	A	2139	G	N1-C6-O6	8.82	125.19	119.90
5	A	773	G	N1-C6-O6	8.82	125.19	119.90
5	A	116	G	N1-C6-O6	8.82	125.19	119.90
5	A	2693	G	N1-C6-O6	8.82	125.19	119.90
5	A	1093	G	N1-C6-O6	8.82	125.19	119.90
5	A	2039	G	N1-C6-O6	8.82	125.19	119.90
5	A	640	C	O4'-C1'-N1	8.81	115.25	108.20
5	A	2778	A	N1-C6-N6	8.81	123.89	118.60
6	B	119	G	N1-C6-O6	8.81	125.19	119.90
5	A	2183	G	N1-C6-O6	8.81	125.19	119.90
5	A	2467	U	P-O3'-C3'	8.81	130.28	119.70
5	A	2836	G	N1-C6-O6	8.81	125.19	119.90
5	A	2607	G	N1-C6-O6	8.81	125.18	119.90
5	A	2863	G	N1-C6-O6	8.81	125.18	119.90
5	A	917	A	P-O5'-C5'	8.81	134.99	120.90
5	A	341	G	N1-C6-O6	8.80	125.18	119.90
5	A	1177	G	N1-C6-O6	8.80	125.18	119.90
5	A	2448	U	O4'-C1'-N1	8.80	115.24	108.20
5	A	1250	G	N1-C6-O6	8.80	125.18	119.90
5	A	1613	C	O4'-C1'-N1	8.80	115.24	108.20
5	A	1255	G	N1-C6-O6	8.80	125.18	119.90
5	A	2382	G	N1-C6-O6	8.80	125.18	119.90
5	A	1673	G	N1-C6-O6	8.79	125.18	119.90
5	A	2765	G	C5-C6-O6	-8.79	123.32	128.60
5	A	23	G	N1-C6-O6	8.79	125.17	119.90
5	A	1298	C	O4'-C1'-N1	8.79	115.23	108.20
5	A	1399	G	N1-C6-O6	8.79	125.18	119.90
5	A	1454	C	O4'-C1'-N1	8.79	115.23	108.20
6	B	107	G	N1-C6-O6	8.79	125.18	119.90
5	A	2847	G	O4'-C1'-N9	8.79	115.23	108.20
5	A	357	G	C5-C6-O6	-8.79	123.33	128.60
5	A	3	U	O4'-C1'-N1	8.79	115.23	108.20
5	A	1236	G	N1-C6-O6	8.79	125.17	119.90
5	A	589	G	N1-C6-O6	8.79	125.17	119.90
5	A	1718	G	N1-C6-O6	8.79	125.17	119.90
5	A	2413	G	C5-C6-O6	-8.79	123.33	128.60
5	A	2112	G	N1-C6-O6	8.78	125.17	119.90
5	A	2266	G	N1-C6-O6	8.78	125.17	119.90
6	B	15	C	O4'-C1'-N1	8.78	115.23	108.20
5	A	2377	U	O4'-C1'-N1	8.78	115.22	108.20
5	A	1288	G	N1-C6-O6	8.78	125.17	119.90
5	A	1690	G	N1-C6-O6	8.78	125.17	119.90

Continued on next page...

Continued from previous page...

Mol	Chain	Res	Type	Atoms	Z	Observed(°)	Ideal(°)
5	A	2702	G	C5-C6-O6	-8.78	123.33	128.60
5	A	508	C	O4'-C1'-N1	8.78	115.22	108.20
5	A	2829	G	N1-C6-O6	8.78	125.17	119.90
5	A	1334	C	O4'-C1'-N1	8.77	115.22	108.20
5	A	1967	A	P-O3'-C3'	8.77	130.23	119.70
5	A	2608	C	O4'-C1'-N1	8.77	115.22	108.20
5	A	134	C	O4'-C1'-N1	8.77	115.22	108.20
5	A	287	G	N1-C6-O6	8.77	125.16	119.90
5	A	845	G	N1-C6-O6	8.77	125.16	119.90
5	A	2099	G	O4'-C1'-N9	8.77	115.22	108.20
5	A	2610	G	N1-C6-O6	8.77	125.16	119.90
5	A	2803	C	O4'-C1'-N1	8.77	115.22	108.20
5	A	458	G	N1-C6-O6	8.77	125.16	119.90
5	A	1171	G	N1-C6-O6	8.77	125.16	119.90
5	A	1712	G	N1-C6-O6	8.77	125.16	119.90
5	A	328	G	N1-C6-O6	8.76	125.16	119.90
6	B	19	G	N1-C6-O6	8.76	125.16	119.90
5	A	24	G	C5-C6-O6	-8.76	123.34	128.60
5	A	26	G	N1-C6-O6	8.76	125.16	119.90
5	A	497	G	N1-C6-O6	8.76	125.16	119.90
5	A	2041	G	N1-C6-O6	8.76	125.16	119.90
5	A	825	G	N1-C6-O6	8.76	125.16	119.90
5	A	1822	G	N1-C6-O6	8.76	125.16	119.90
5	A	1407	G	N1-C6-O6	8.76	125.15	119.90
5	A	963	G	N1-C6-O6	8.75	125.15	119.90
5	A	1566	G	N1-C6-O6	8.75	125.15	119.90
5	A	2197	G	N1-C6-O6	8.75	125.15	119.90
5	A	1185	G	N1-C6-O6	8.75	125.15	119.90
5	A	2439	G	N1-C6-O6	8.75	125.15	119.90
5	A	2444	G	C5-C6-O6	-8.75	123.35	128.60
5	A	2667	G	N1-C6-O6	8.75	125.15	119.90
6	B	70	G	N1-C6-O6	8.75	125.15	119.90
5	A	1000	G	N1-C6-O6	8.75	125.15	119.90
5	A	1076	G	C5-C6-O6	-8.75	123.35	128.60
5	A	1267	G	N1-C6-O6	8.75	125.15	119.90
5	A	2917	G	N1-C6-O6	8.75	125.15	119.90
5	A	190	G	O4'-C1'-N9	8.75	115.20	108.20
5	A	2031	G	N1-C6-O6	8.75	125.15	119.90
5	A	1416	G	N1-C6-O6	8.75	125.15	119.90
5	A	2313	C	O4'-C1'-N1	8.75	115.20	108.20
5	A	218	G	N1-C6-O6	8.74	125.15	119.90
5	A	2558	G	N1-C6-O6	8.74	125.15	119.90

Continued on next page...

Continued from previous page...

Mol	Chain	Res	Type	Atoms	Z	Observed(°)	Ideal(°)
5	A	2284	G	N1-C6-O6	8.74	125.14	119.90
5	A	2730	U	O4'-C1'-N1	8.74	115.19	108.20
5	A	192	G	N1-C6-O6	8.74	125.14	119.90
5	A	2305	G	N1-C6-O6	8.74	125.14	119.90
5	A	2901	G	N1-C6-O6	8.74	125.14	119.90
5	A	2337	G	N1-C6-O6	8.73	125.14	119.90
5	A	180	G	C5-C6-O6	-8.73	123.36	128.60
5	A	979	U	O4'-C1'-N1	8.73	115.19	108.20
5	A	751	G	N1-C6-O6	8.73	125.14	119.90
5	A	1621	G	N1-C6-O6	8.73	125.14	119.90
5	A	1678	G	N1-C6-O6	8.73	125.14	119.90
5	A	1964	G	N1-C6-O6	8.73	125.14	119.90
5	A	2194	G	N1-C6-O6	8.73	125.14	119.90
5	A	396	G	N1-C6-O6	8.73	125.14	119.90
5	A	413	U	O4'-C1'-N1	8.73	115.18	108.20
5	A	523	G	N1-C6-O6	8.73	125.14	119.90
5	A	1101	G	N1-C6-O6	8.73	125.14	119.90
5	A	776	G	N1-C6-O6	8.72	125.13	119.90
5	A	998	G	C5-C6-O6	-8.72	123.37	128.60
5	A	1487	G	C5-C6-O6	-8.72	123.36	128.60
5	A	2674	G	N1-C6-O6	8.72	125.14	119.90
5	A	1763	G	N1-C6-O6	8.72	125.13	119.90
5	A	2394	G	N1-C6-O6	8.72	125.13	119.90
6	B	68	C	O4'-C1'-N1	8.72	115.18	108.20
5	A	1518	G	C5-C6-O6	-8.72	123.37	128.60
5	A	2614	U	O4'-C1'-N1	8.72	115.18	108.20
5	A	2659	G	N1-C6-O6	8.72	125.13	119.90
5	A	1522	U	C2-N1-C1'	8.72	128.16	117.70
5	A	1769	G	N1-C6-O6	8.72	125.13	119.90
5	A	1836	G	N1-C6-O6	8.71	125.13	119.90
5	A	2001	G	N1-C6-O6	8.71	125.13	119.90
5	A	1002	G	N1-C6-O6	8.71	125.13	119.90
5	A	1133	G	N1-C6-O6	8.71	125.13	119.90
5	A	1356	G	N1-C6-O6	8.71	125.13	119.90
5	A	1410	G	N1-C6-O6	8.71	125.13	119.90
5	A	1611	G	N1-C6-O6	8.71	125.13	119.90
6	B	98	G	N1-C6-O6	8.71	125.13	119.90
5	A	890	G	N1-C6-O6	8.71	125.12	119.90
5	A	2251	G	N1-C6-O6	8.71	125.12	119.90
5	A	1265	A	O4'-C1'-N9	8.70	115.16	108.20
5	A	2877	G	C5-C6-O6	-8.71	123.38	128.60
5	A	404	C	O4'-C1'-N1	8.70	115.16	108.20

Continued on next page...

Continued from previous page...

Mol	Chain	Res	Type	Atoms	Z	Observed(°)	Ideal(°)
5	A	1359	G	N1-C6-O6	8.70	125.12	119.90
5	A	1843	G	N1-C6-O6	8.70	125.12	119.90
5	A	749	G	N1-C6-O6	8.70	125.12	119.90
5	A	2617	G	C5-C6-O6	-8.70	123.38	128.60
6	B	65	G	N1-C6-O6	8.70	125.12	119.90
5	A	51	G	N1-C6-O6	8.70	125.12	119.90
5	A	1475	G	N1-C6-O6	8.70	125.12	119.90
5	A	1493	C	P-O3'-C3'	8.70	130.14	119.70
5	A	2189	G	N1-C6-O6	8.70	125.12	119.90
5	A	2419	U	O4'-C1'-N1	8.70	115.16	108.20
6	B	92	C	O4'-C1'-N1	8.70	115.16	108.20
5	A	1276	G	N1-C6-O6	8.70	125.12	119.90
5	A	1766	C	O4'-C1'-N1	8.70	115.16	108.20
5	A	2012	C	O4'-C1'-N1	8.70	115.16	108.20
5	A	2185	G	N1-C6-O6	8.69	125.12	119.90
5	A	122	G	N1-C6-O6	8.69	125.11	119.90
5	A	312	G	N1-C6-O6	8.69	125.11	119.90
5	A	1450	C	O4'-C1'-N1	8.69	115.15	108.20
5	A	2744	C	O4'-C1'-N1	8.69	115.15	108.20
5	A	256	C	P-O5'-C5'	8.69	134.80	120.90
5	A	2366	G	C5-C6-O6	-8.69	123.39	128.60
5	A	2871	G	N1-C6-O6	8.69	125.11	119.90
6	B	57	G	N1-C6-O6	8.69	125.11	119.90
5	A	408	G	C5-C6-O6	-8.69	123.39	128.60
5	A	2065	C	O4'-C1'-N1	8.69	115.15	108.20
5	A	2015	G	N1-C6-O6	8.68	125.11	119.90
5	A	2350	G	N1-C6-O6	8.68	125.11	119.90
6	B	30	C	O4'-C1'-N1	8.68	115.15	108.20
5	A	208	G	N1-C6-O6	8.68	125.11	119.90
5	A	411	G	O4'-C1'-N9	8.68	115.14	108.20
5	A	1209	G	N1-C6-O6	8.68	125.11	119.90
5	A	1322	G	N1-C6-O6	8.68	125.11	119.90
5	A	905	G	O4'-C1'-N9	8.68	115.14	108.20
5	A	1997	G	N1-C6-O6	8.68	125.11	119.90
5	A	2561	G	N1-C6-O6	8.68	125.11	119.90
5	A	2122	G	N1-C6-O6	8.68	125.11	119.90
5	A	550	G	N1-C6-O6	8.68	125.11	119.90
5	A	587	C	O4'-C1'-N1	8.68	115.14	108.20
5	A	1371	G	N1-C6-O6	8.68	125.11	119.90
5	A	2554	G	O4'-C1'-N9	8.68	115.14	108.20
5	A	319	G	N1-C6-O6	8.67	125.10	119.90
5	A	1145	G	N1-C6-O6	8.67	125.10	119.90

Continued on next page...

Continued from previous page...

Mol	Chain	Res	Type	Atoms	Z	Observed(°)	Ideal(°)
5	A	2543	U	O4'-C1'-N1	8.67	115.14	108.20
5	A	250	G	N1-C6-O6	8.67	125.10	119.90
5	A	792	G	N1-C6-O6	8.67	125.10	119.90
5	A	2193	C	O4'-C1'-N1	8.67	115.14	108.20
5	A	2636	G	N1-C6-O6	8.67	125.10	119.90
5	A	1526	G	N1-C6-O6	8.67	125.10	119.90
5	A	2323	C	O4'-C1'-N1	8.67	115.13	108.20
5	A	2656	G	N1-C6-O6	8.67	125.10	119.90
6	B	49	G	N1-C6-O6	8.67	125.10	119.90
5	A	1520	A	C5-C6-N6	-8.66	116.77	123.70
5	A	2282	G	N1-C6-O6	8.66	125.10	119.90
5	A	2684	G	N1-C6-O6	8.66	125.10	119.90
5	A	221	G	N1-C6-O6	8.66	125.10	119.90
5	A	676	G	N1-C6-O6	8.66	125.10	119.90
5	A	1657	C	O4'-C1'-N1	8.66	115.13	108.20
5	A	2380	G	N1-C6-O6	8.66	125.10	119.90
5	A	773	G	O4'-C1'-N9	8.66	115.13	108.20
5	A	1044	C	O4'-C1'-N1	8.66	115.13	108.20
5	A	1752	G	C5-C6-O6	-8.66	123.40	128.60
5	A	1801	G	N1-C6-O6	8.66	125.10	119.90
5	A	2149	G	P-O5'-C5'	8.66	134.76	120.90
5	A	61	A	O4'-C1'-N9	8.66	115.13	108.20
5	A	1933	G	N1-C6-O6	8.66	125.10	119.90
5	A	2850	G	N1-C6-O6	8.66	125.09	119.90
5	A	184	G	N1-C6-O6	8.66	125.09	119.90
5	A	2072	C	O4'-C1'-N1	8.66	115.13	108.20
5	A	1105	G	C5-C6-O6	-8.66	123.41	128.60
5	A	2299	G	N1-C6-O6	8.66	125.09	119.90
5	A	380	C	O4'-C1'-N1	8.65	115.12	108.20
5	A	761	U	O4'-C1'-N1	8.65	115.12	108.20
5	A	1568	G	N1-C6-O6	8.65	125.09	119.90
5	A	2531	G	N1-C6-O6	8.65	125.09	119.90
5	A	248	G	C5-C6-O6	-8.65	123.41	128.60
5	A	1259	G	N1-C6-O6	8.65	125.09	119.90
5	A	1340	A	O4'-C1'-N9	8.65	115.12	108.20
5	A	1726	G	N1-C6-O6	8.65	125.09	119.90
5	A	1781	C	O4'-C1'-N1	8.65	115.12	108.20
5	A	487	G	N1-C6-O6	8.65	125.09	119.90
5	A	1750	G	N1-C6-O6	8.65	125.09	119.90
5	A	1787	G	N1-C6-O6	8.65	125.09	119.90
5	A	1228	G	N1-C6-O6	8.65	125.09	119.90
5	A	1949	C	O4'-C1'-N1	8.64	115.12	108.20

Continued on next page...

Continued from previous page...

Mol	Chain	Res	Type	Atoms	Z	Observed(°)	Ideal(°)
5	A	68	C	O4'-C1'-N1	8.64	115.11	108.20
5	A	697	G	N1-C6-O6	8.64	125.09	119.90
5	A	2281	G	N1-C6-O6	8.64	125.08	119.90
5	A	419	G	N1-C6-O6	8.64	125.08	119.90
5	A	1604	C	O4'-C1'-N1	8.64	115.11	108.20
5	A	2037	C	O4'-C1'-N1	8.64	115.11	108.20
5	A	2801	C	O4'-C1'-N1	8.64	115.11	108.20
5	A	1193	U	O4'-C1'-N1	8.64	115.11	108.20
5	A	1521	G	N1-C6-O6	8.63	125.08	119.90
5	A	2634	U	O4'-C1'-N1	8.63	115.11	108.20
5	A	1762	G	N1-C6-O6	8.63	125.08	119.90
5	A	145	G	N1-C6-O6	8.63	125.08	119.90
5	A	1240	U	O4'-C1'-N1	8.63	115.11	108.20
5	A	2637	G	N1-C6-O6	8.63	125.08	119.90
5	A	1671	G	N1-C6-O6	8.63	125.08	119.90
5	A	1865	C	O4'-C1'-N1	8.63	115.10	108.20
5	A	2336	G	N1-C6-O6	8.63	125.08	119.90
5	A	2518	G	C5-C6-O6	-8.63	123.42	128.60
5	A	544	G	N1-C6-O6	8.62	125.08	119.90
5	A	1471	G	N1-C6-O6	8.63	125.08	119.90
5	A	1263	G	C5-C6-O6	-8.62	123.42	128.60
5	A	1537	G	C5-C6-O6	-8.62	123.43	128.60
5	A	2694	A	P-O3'-C3'	-8.62	109.35	119.70
5	A	729	G	C5-C6-O6	-8.62	123.43	128.60
5	A	1441	U	O4'-C1'-N1	8.62	115.10	108.20
5	A	2014	G	C5-C6-O6	-8.62	123.43	128.60
5	A	2530	C	O4'-C1'-N1	8.62	115.10	108.20
5	A	703	G	N1-C6-O6	8.62	125.07	119.90
5	A	2743	G	N1-C6-O6	8.62	125.07	119.90
5	A	1377	G	N1-C6-O6	8.62	125.07	119.90
5	A	510	G	N1-C6-O6	8.61	125.07	119.90
5	A	1336	C	O4'-C1'-N1	8.62	115.09	108.20
5	A	688	G	N1-C6-O6	8.61	125.07	119.90
5	A	842	C	O4'-C1'-N1	8.61	115.09	108.20
5	A	1290	G	N1-C6-O6	8.61	125.07	119.90
5	A	1306	G	N1-C6-O6	8.61	125.07	119.90
5	A	2695	C	O4'-C1'-N1	8.61	115.09	108.20
5	A	535	G	N1-C6-O6	8.61	125.07	119.90
5	A	902	G	N1-C6-O6	8.61	125.07	119.90
5	A	1600	G	N1-C6-O6	8.61	125.07	119.90
5	A	2538	G	C5-C6-O6	-8.61	123.44	128.60
5	A	304	G	N1-C6-O6	8.61	125.06	119.90

Continued on next page...

Continued from previous page...

Mol	Chain	Res	Type	Atoms	Z	Observed(°)	Ideal(°)
6	B	94	G	N1-C6-O6	8.61	125.06	119.90
5	A	559	A	O4'-C1'-N9	8.60	115.08	108.20
5	A	1589	G	O4'-C1'-N9	8.60	115.08	108.20
5	A	1711	G	N1-C6-O6	8.60	125.06	119.90
5	A	609	C	O4'-C1'-N1	8.60	115.08	108.20
5	A	784	C	O4'-C1'-N1	8.60	115.08	108.20
5	A	2061	G	O4'-C1'-N9	8.60	115.08	108.20
6	B	96	G	N1-C6-O6	8.60	125.06	119.90
5	A	1959	G	N1-C6-O6	8.60	125.06	119.90
5	A	2582	G	N1-C6-O6	8.60	125.06	119.90
5	A	1694	G	C5-C6-O6	-8.60	123.44	128.60
5	A	2019	C	O4'-C1'-N1	8.59	115.08	108.20
5	A	2384	C	O4'-C1'-N1	8.59	115.07	108.20
5	A	2626	G	N1-C6-O6	8.59	125.06	119.90
5	A	1561	G	N1-C6-O6	8.59	125.05	119.90
5	A	1810	G	N1-C6-O6	8.59	125.05	119.90
5	A	1828	G	N1-C6-O6	8.59	125.05	119.90
6	B	7	G	N1-C6-O6	8.59	125.05	119.90
5	A	1227	G	N1-C6-O6	8.59	125.05	119.90
5	A	1156	G	N1-C6-O6	8.59	125.05	119.90
5	A	344	G	C5-C6-O6	-8.58	123.45	128.60
5	A	1225	G	N1-C6-O6	8.58	125.05	119.90
5	A	886	U	O4'-C1'-N1	8.58	115.07	108.20
5	A	1861	C	O4'-C1'-N1	8.58	115.07	108.20
5	A	228	C	O4'-C1'-N1	8.58	115.06	108.20
5	A	131	C	O4'-C1'-N1	8.58	115.06	108.20
5	A	906	G	N1-C6-O6	8.57	125.05	119.90
5	A	2154	G	N1-C6-O6	8.57	125.05	119.90
5	A	564	G	C5-C6-O6	-8.57	123.46	128.60
5	A	1247	G	N1-C6-O6	8.57	125.04	119.90
5	A	2195	G	O4'-C1'-N9	8.57	115.06	108.20
5	A	1397	G	N1-C6-O6	8.57	125.04	119.90
5	A	1793	G	C5-C6-O6	-8.57	123.46	128.60
5	A	454	G	N1-C6-O6	8.57	125.04	119.90
5	A	1285	G	N1-C6-O6	8.57	125.04	119.90
6	B	5	G	N1-C6-O6	8.57	125.04	119.90
5	A	677	A	O4'-C1'-N9	8.56	115.05	108.20
5	A	712	C	O4'-C1'-N1	8.56	115.05	108.20
5	A	2847	G	N1-C6-O6	8.56	125.04	119.90
5	A	778	C	O4'-C1'-N1	8.56	115.05	108.20
5	A	1703	C	O4'-C1'-N1	8.56	115.05	108.20
5	A	2171	G	N1-C6-O6	8.56	125.04	119.90

Continued on next page...

Continued from previous page...

Mol	Chain	Res	Type	Atoms	Z	Observed(°)	Ideal(°)
6	B	67	G	N1-C6-O6	8.56	125.04	119.90
5	A	35	G	N1-C6-O6	8.56	125.03	119.90
5	A	1068	G	N1-C6-O6	8.56	125.03	119.90
5	A	1594	G	N1-C6-O6	8.56	125.03	119.90
5	A	303	G	C5-C6-O6	-8.55	123.47	128.60
5	A	596	G	C5-C6-O6	-8.56	123.47	128.60
5	A	696	C	O4'-C1'-N1	8.56	115.05	108.20
5	A	725	C	O4'-C1'-N1	8.55	115.04	108.20
5	A	188	C	O4'-C1'-N1	8.55	115.04	108.20
5	A	1252	G	N1-C6-O6	8.55	125.03	119.90
5	A	499	G	N1-C6-O6	8.55	125.03	119.90
5	A	1577	C	O4'-C1'-N1	8.55	115.04	108.20
5	A	1544	C	N3-C4-N4	8.55	123.98	118.00
5	A	2280	G	N1-C6-O6	8.55	125.03	119.90
5	A	2483	G	O4'-C1'-N9	8.55	115.04	108.20
5	A	296	G	N1-C6-O6	8.55	125.03	119.90
5	A	63	G	N1-C6-O6	8.54	125.03	119.90
5	A	351	G	N1-C6-O6	8.54	125.03	119.90
5	A	598	U	O4'-C1'-N1	8.54	115.03	108.20
5	A	2425	G	C5-C6-O6	-8.54	123.47	128.60
5	A	2884	G	N1-C6-O6	8.54	125.02	119.90
5	A	716	G	N1-C6-O6	8.54	125.02	119.90
5	A	1830	G	N1-C6-O6	8.53	125.02	119.90
5	A	2248	G	C5-C6-O6	-8.54	123.48	128.60
5	A	2486	U	O4'-C1'-N1	8.53	115.03	108.20
5	A	1431	G	N1-C6-O6	8.53	125.02	119.90
5	A	804	G	C5-C6-O6	-8.53	123.48	128.60
5	A	819	G	C5-C6-O6	-8.53	123.48	128.60
5	A	2232	G	N1-C6-O6	8.53	125.02	119.90
5	A	2203	C	O4'-C1'-N1	8.52	115.02	108.20
5	A	373	A	O4'-C1'-N9	8.52	115.02	108.20
5	A	649	G	N1-C6-O6	8.52	125.01	119.90
5	A	2795	G	C5-C6-O6	-8.52	123.49	128.60
5	A	298	U	O4'-C1'-N1	8.52	115.01	108.20
5	A	1950	G	N1-C6-O6	8.52	125.01	119.90
5	A	54	G	N1-C6-O6	8.52	125.01	119.90
5	A	321	U	O4'-C1'-N1	8.52	115.01	108.20
5	A	995	U	O4'-C1'-N1	8.52	115.01	108.20
5	A	534	C	O4'-C1'-N1	8.51	115.01	108.20
5	A	516	G	N1-C6-O6	8.51	125.01	119.90
5	A	1085	G	C5-C6-O6	-8.51	123.50	128.60
5	A	2098	G	N1-C6-O6	8.51	125.01	119.90

Continued on next page...

Continued from previous page...

Mol	Chain	Res	Type	Atoms	Z	Observed(°)	Ideal(°)
6	B	60	C	O4'-C1'-N1	8.51	115.01	108.20
6	B	107	G	O4'-C1'-N9	8.51	115.01	108.20
5	A	1253	A	C4-C5-C6	8.51	121.25	117.00
5	A	1400	G	C5-C6-O6	-8.51	123.50	128.60
5	A	2911	G	N1-C6-O6	8.51	125.00	119.90
5	A	352	G	N1-C6-O6	8.50	125.00	119.90
5	A	360	C	O4'-C1'-N1	8.50	115.00	108.20
5	A	1102	G	N1-C6-O6	8.50	125.00	119.90
5	A	2360	G	N1-C6-O6	8.50	125.00	119.90
5	A	441	C	O4'-C1'-N1	8.50	115.00	108.20
5	A	2255	C	O4'-C1'-N1	8.50	115.00	108.20
5	A	891	G	N1-C6-O6	8.50	125.00	119.90
5	A	973	G	C5-C6-O6	-8.50	123.50	128.60
5	A	1292	G	N1-C6-O6	8.50	125.00	119.90
5	A	1040	C	O4'-C1'-N1	8.50	115.00	108.20
5	A	1198	C	O4'-C1'-N1	8.49	115.00	108.20
5	A	1109	G	N1-C6-O6	8.49	125.00	119.90
5	A	2534	G	N1-C6-O6	8.49	125.00	119.90
5	A	308	C	O4'-C1'-N1	8.49	114.99	108.20
5	A	1482	G	N1-C6-O6	8.49	124.99	119.90
5	A	701	G	N1-C6-O6	8.49	124.99	119.90
5	A	1114	G	N1-C6-O6	8.48	124.99	119.90
5	A	1935	G	N1-C6-O6	8.48	124.99	119.90
5	A	141	U	O4'-C1'-N1	8.48	114.98	108.20
5	A	741	U	O4'-C1'-N1	8.48	114.98	108.20
5	A	1472	G	N1-C6-O6	8.48	124.99	119.90
5	A	491	C	O4'-C1'-N1	8.48	114.98	108.20
5	A	2095	C	O4'-C1'-N1	8.48	114.98	108.20
5	A	2101	G	C5-C6-O6	-8.48	123.51	128.60
6	B	95	U	O4'-C1'-N1	8.48	114.98	108.20
5	A	92	G	N1-C6-O6	8.47	124.98	119.90
5	A	843	C	O4'-C1'-N1	8.47	114.98	108.20
5	A	1117	G	P-O3'-C3'	8.47	129.87	119.70
5	A	1754	U	O4'-C1'-N1	8.47	114.98	108.20
5	A	2300	G	N1-C6-O6	8.47	124.98	119.90
5	A	512	G	N1-C6-O6	8.47	124.98	119.90
5	A	2874	G	N1-C6-O6	8.47	124.98	119.90
5	A	2891	G	N1-C6-O6	8.47	124.98	119.90
6	B	2	U	O4'-C1'-N1	8.47	114.97	108.20
5	A	2882	G	N1-C6-O6	8.47	124.98	119.90
5	A	1512	G	N1-C6-O6	8.46	124.98	119.90
5	A	54	G	O4'-C1'-N9	8.46	114.97	108.20

Continued on next page...

Continued from previous page...

Mol	Chain	Res	Type	Atoms	Z	Observed(°)	Ideal(°)
5	A	195	C	O4'-C1'-N1	8.46	114.97	108.20
5	A	492	C	O4'-C1'-N1	8.46	114.97	108.20
5	A	2401	G	C5-C6-O6	-8.46	123.52	128.60
5	A	1680	A	P-O3'-C3'	8.46	129.85	119.70
5	A	2628	G	C5-C6-O6	-8.46	123.53	128.60
5	A	1946	U	O4'-C1'-N1	8.46	114.97	108.20
5	A	697	G	O4'-C1'-N9	8.45	114.96	108.20
5	A	2600	U	O4'-C1'-N1	8.45	114.96	108.20
6	B	47	C	O4'-C1'-N1	8.45	114.96	108.20
5	A	40	U	O4'-C1'-N1	8.45	114.96	108.20
5	A	1951	G	C5-C6-O6	-8.45	123.53	128.60
5	A	2509	C	O4'-C1'-N1	8.45	114.96	108.20
5	A	2559	U	O4'-C1'-N1	8.45	114.96	108.20
5	A	2162	G	N1-C6-O6	8.45	124.97	119.90
5	A	2186	G	N1-C6-O6	8.45	124.97	119.90
5	A	556	C	O4'-C1'-N1	8.45	114.96	108.20
5	A	1280	G	O4'-C1'-N9	8.45	114.96	108.20
5	A	2599	G	C5-C6-O6	-8.45	123.53	128.60
5	A	1067	A	O4'-C1'-N9	8.44	114.95	108.20
5	A	2393	C	O4'-C1'-N1	8.44	114.95	108.20
5	A	440	U	O4'-C1'-N1	8.44	114.95	108.20
5	A	520	G	C5-C6-O6	-8.44	123.54	128.60
5	A	1246	G	P-O5'-C5'	8.44	134.40	120.90
5	A	846	G	N1-C6-O6	8.44	124.96	119.90
5	A	1748	G	N1-C6-O6	8.44	124.96	119.90
5	A	2085	G	N1-C6-O6	8.44	124.96	119.90
5	A	2796	C	O4'-C1'-N1	8.44	114.95	108.20
5	A	2859	G	C8-N9-C4	-8.44	103.03	106.40
5	A	1208	G	N1-C6-O6	8.43	124.96	119.90
5	A	1407	G	O4'-C1'-N9	8.43	114.95	108.20
5	A	1698	G	C5-C6-O6	-8.43	123.54	128.60
5	A	2811	G	N1-C6-O6	8.43	124.96	119.90
5	A	2237	C	O4'-C1'-N1	8.43	114.94	108.20
5	A	2279	G	N1-C6-O6	8.43	124.96	119.90
5	A	266	U	O4'-C1'-N1	8.43	114.94	108.20
5	A	2568	C	O4'-C1'-N1	8.43	114.94	108.20
5	A	946	G	N1-C6-O6	8.43	124.96	119.90
5	A	1821	G	N1-C6-O6	8.43	124.96	119.90
5	A	1411	U	O4'-C1'-N1	8.42	114.94	108.20
5	A	1120	G	N1-C6-O6	8.42	124.95	119.90
5	A	2555	G	N1-C6-O6	8.42	124.95	119.90
5	A	1459	U	O4'-C1'-N1	8.41	114.93	108.20

Continued on next page...

Continued from previous page...

Mol	Chain	Res	Type	Atoms	Z	Observed(°)	Ideal(°)
5	A	2710	C	O4'-C1'-N1	8.41	114.93	108.20
5	A	666	G	N1-C6-O6	8.41	124.95	119.90
5	A	2578	G	C5-C6-O6	-8.41	123.55	128.60
5	A	1510	G	N1-C6-O6	8.41	124.95	119.90
5	A	2086	G	N1-C6-O6	8.41	124.95	119.90
5	A	1744	G	N1-C6-O6	8.41	124.95	119.90
5	A	2207	C	P-O3'-C3'	8.41	129.79	119.70
5	A	913	A	C5-C6-N6	-8.41	116.97	123.70
5	A	1461	A	C5-C6-N6	-8.41	116.97	123.70
5	A	815	G	C5-C6-O6	-8.40	123.56	128.60
5	A	2367	G	C5-C6-O6	-8.40	123.56	128.60
5	A	138	U	O4'-C1'-N1	8.40	114.92	108.20
5	A	1414	G	O4'-C1'-N9	8.40	114.92	108.20
5	A	2102	C	O4'-C1'-N1	8.40	114.92	108.20
5	A	2771	G	C5-C6-O6	-8.40	123.56	128.60
5	A	1053	C	O4'-C1'-N1	8.40	114.92	108.20
5	A	1639	G	N1-C6-O6	8.40	124.94	119.90
5	A	1958	G	N1-C6-O6	8.40	124.94	119.90
5	A	1564	C	O4'-C1'-N1	8.40	114.92	108.20
5	A	1684	U	O4'-C1'-N1	8.40	114.92	108.20
5	A	2177	G	N1-C6-O6	8.40	124.94	119.90
5	A	610	U	O4'-C1'-N1	8.40	114.92	108.20
5	A	962	C	O4'-C1'-N1	8.40	114.92	108.20
5	A	1640	G	N1-C6-O6	8.40	124.94	119.90
5	A	2261	C	O4'-C1'-N1	8.40	114.92	108.20
5	A	2859	G	N1-C6-O6	8.40	124.94	119.90
5	A	367	G	C5-C6-O6	-8.39	123.56	128.60
5	A	409	U	O4'-C1'-N1	8.39	114.91	108.20
5	A	2067	G	C5-C6-O6	-8.39	123.56	128.60
5	A	636	G	C5-C6-O6	-8.39	123.56	128.60
5	A	795	G	N1-C6-O6	8.39	124.94	119.90
5	A	1479	G	N1-C6-O6	8.39	124.94	119.90
5	A	1378	G	N1-C6-O6	8.39	124.93	119.90
5	A	1794	C	O4'-C1'-N1	8.39	114.91	108.20
5	A	2159	U	O4'-C1'-N1	8.39	114.91	108.20
5	A	17	G	C5-C6-O6	-8.38	123.57	128.60
5	A	1276	G	N3-C2-N2	8.38	125.77	119.90
5	A	1713	A	C5-C6-N6	-8.38	116.99	123.70
5	A	2136	C	O4'-C1'-N1	8.38	114.91	108.20
5	A	70	G	C5-C6-O6	-8.38	123.57	128.60
5	A	120	G	C5-C6-O6	-8.38	123.57	128.60
5	A	461	C	N3-C4-N4	8.38	123.87	118.00

Continued on next page...

Continued from previous page...

Mol	Chain	Res	Type	Atoms	Z	Observed(°)	Ideal(°)
5	A	658	A	O4'-C1'-N9	8.38	114.91	108.20
5	A	2545	G	C5-C6-O6	-8.38	123.57	128.60
5	A	155	U	O4'-C1'-N1	8.38	114.90	108.20
5	A	1711	G	O4'-C1'-N9	8.38	114.90	108.20
5	A	865	G	O4'-C1'-N9	8.38	114.90	108.20
5	A	2013	U	O4'-C1'-N1	8.38	114.90	108.20
5	A	201	C	O4'-C1'-N1	8.38	114.90	108.20
5	A	1871	G	C5-C6-O6	-8.38	123.58	128.60
5	A	2579	G	N1-C6-O6	8.38	124.92	119.90
5	A	542	G	N1-C6-O6	8.37	124.92	119.90
5	A	2809	G	N1-C6-O6	8.37	124.92	119.90
5	A	1319	G	C5-C6-O6	-8.37	123.58	128.60
5	A	1819	C	O4'-C1'-N1	8.37	114.90	108.20
5	A	694	G	C5-C6-O6	-8.37	123.58	128.60
5	A	109	G	O4'-C1'-N9	8.36	114.89	108.20
5	A	2050	G	N1-C6-O6	8.37	124.92	119.90
5	A	2169	G	N1-C6-O6	8.36	124.92	119.90
5	A	2040	U	O4'-C1'-N1	8.36	114.89	108.20
5	A	2649	C	O4'-C1'-N1	8.36	114.89	108.20
5	A	2266	G	O4'-C1'-N9	8.36	114.89	108.20
5	A	2388	C	C6-N1-C2	-8.36	116.96	120.30
5	A	1119	A	O4'-C1'-N9	8.36	114.89	108.20
5	A	2621	G	N1-C6-O6	8.36	124.91	119.90
5	A	493	G	N1-C6-O6	8.35	124.91	119.90
5	A	288	C	O4'-C1'-N1	8.35	114.88	108.20
5	A	1817	C	O4'-C1'-N1	8.35	114.88	108.20
5	A	36	G	C5-C6-O6	-8.35	123.59	128.60
6	B	28	C	O4'-C1'-N1	8.35	114.88	108.20
5	A	1417	A	C5-C6-N6	-8.34	117.03	123.70
5	A	626	G	C5-C6-O6	-8.34	123.59	128.60
5	A	605	G	N1-C6-O6	8.34	124.90	119.90
5	A	783	C	O4'-C1'-N1	8.34	114.87	108.20
5	A	1062	C	O4'-C1'-N1	8.34	114.87	108.20
5	A	1207	C	O4'-C1'-N1	8.34	114.87	108.20
5	A	1733	U	O4'-C1'-N1	8.34	114.87	108.20
5	A	1341	U	O4'-C1'-N1	8.34	114.87	108.20
5	A	909	G	N1-C6-O6	8.34	124.90	119.90
5	A	1992	C	O4'-C1'-N1	8.34	114.87	108.20
5	A	1476	C	O4'-C1'-N1	8.33	114.87	108.20
5	A	1538	G	C5-C6-O6	-8.33	123.60	128.60
5	A	2354	G	C5-C6-O6	-8.33	123.60	128.60
5	A	2400	G	C5-C6-O6	-8.33	123.60	128.60

Continued on next page...

Continued from previous page...

Mol	Chain	Res	Type	Atoms	Z	Observed(°)	Ideal(°)
5	A	2515	G	O4'-C1'-N9	8.33	114.87	108.20
5	A	1110	C	O4'-C1'-N1	8.33	114.86	108.20
5	A	852	G	N1-C6-O6	8.33	124.90	119.90
5	A	2127	U	O4'-C1'-N1	8.33	114.86	108.20
5	A	191	G	N1-C6-O6	8.33	124.90	119.90
5	A	604	C	O4'-C1'-N1	8.33	114.86	108.20
5	A	856	G	N1-C6-O6	8.33	124.90	119.90
5	A	2161	G	O4'-C1'-N9	8.33	114.86	108.20
5	A	2553	G	C5-C6-O6	-8.33	123.60	128.60
5	A	1826	C	N3-C4-N4	8.32	123.83	118.00
5	A	472	G	O4'-C1'-N9	8.32	114.86	108.20
5	A	1019	A	O4'-C1'-N9	8.32	114.86	108.20
5	A	768	G	C5-C6-O6	-8.32	123.61	128.60
5	A	1749	G	N1-C6-O6	8.32	124.89	119.90
5	A	2212	C	O4'-C1'-N1	8.32	114.85	108.20
5	A	2142	C	O4'-C1'-N1	8.31	114.85	108.20
5	A	2659	G	O4'-C1'-N9	8.31	114.85	108.20
6	B	24	C	O4'-C1'-N1	8.31	114.85	108.20
5	A	2422	U	O4'-C1'-N1	8.31	114.85	108.20
5	A	1706	G	O4'-C1'-N9	8.31	114.85	108.20
5	A	1082	G	C5-C6-O6	-8.31	123.62	128.60
5	A	2465	G	N1-C6-O6	8.31	124.88	119.90
5	A	2507	A	N1-C6-N6	8.31	123.58	118.60
6	B	32	U	O4'-C1'-N1	8.31	114.84	108.20
5	A	803	C	O4'-C1'-N1	8.30	114.84	108.20
5	A	2824	G	N1-C6-O6	8.30	124.88	119.90
5	A	158	C	O4'-C1'-N1	8.30	114.84	108.20
5	A	1063	G	C5-C6-O6	-8.30	123.62	128.60
5	A	13	A	N1-C6-N6	8.29	123.58	118.60
5	A	2208	C	O4'-C1'-N1	8.29	114.83	108.20
5	A	255	G	C5-C6-O6	-8.29	123.62	128.60
5	A	1650	C	O4'-C1'-N1	8.29	114.83	108.20
5	A	1664	G	C5-C6-O6	-8.29	123.63	128.60
5	A	1273	G	C5-C6-O6	-8.29	123.63	128.60
5	A	1559	C	O4'-C1'-N1	8.29	114.83	108.20
5	A	2359	G	C5-C6-O6	-8.29	123.63	128.60
5	A	2788	G	C5-C6-O6	-8.29	123.63	128.60
5	A	2821	U	O4'-C1'-N1	8.29	114.83	108.20
5	A	827	G	N1-C6-O6	8.28	124.87	119.90
5	A	101	G	N1-C6-O6	8.28	124.87	119.90
5	A	515	G	N1-C6-O6	8.28	124.87	119.90
5	A	972	U	O4'-C1'-N1	8.28	114.82	108.20

Continued on next page...

Continued from previous page...

Mol	Chain	Res	Type	Atoms	Z	Observed(°)	Ideal(°)
5	A	1943	C	C2-N1-C1'	8.28	127.90	118.80
6	B	41	C	O4'-C1'-N1	8.28	114.82	108.20
5	A	310	C	O4'-C1'-N1	8.27	114.82	108.20
5	A	1214	U	O4'-C1'-N1	8.27	114.82	108.20
5	A	2828	G	N1-C6-O6	8.27	124.86	119.90
5	A	97	C	O4'-C1'-N1	8.27	114.81	108.20
5	A	181	G	O4'-C1'-N9	8.27	114.81	108.20
5	A	406	G	N1-C6-O6	8.27	124.86	119.90
5	A	877	G	N1-C6-O6	8.26	124.86	119.90
5	A	82	G	N1-C6-O6	8.26	124.86	119.90
5	A	1445	A	O4'-C1'-N9	8.26	114.81	108.20
5	A	1985	U	O4'-C1'-N1	8.26	114.81	108.20
5	A	253	G	N1-C6-O6	8.26	124.86	119.90
5	A	435	G	N1-C6-O6	8.26	124.86	119.90
5	A	2250	G	N1-C6-O6	8.26	124.86	119.90
5	A	1579	A	O4'-C1'-N9	8.26	114.80	108.20
5	A	2647	G	N1-C6-O6	8.26	124.85	119.90
5	A	558	G	N1-C6-O6	8.25	124.85	119.90
5	A	747	G	N1-C6-O6	8.25	124.85	119.90
5	A	959	C	C2-N3-C4	8.25	124.03	119.90
5	A	985	G	N1-C6-O6	8.25	124.85	119.90
5	A	1318	G	C5-C6-O6	-8.25	123.65	128.60
5	A	2211	G	N1-C6-O6	8.25	124.85	119.90
5	A	482	C	O4'-C1'-N1	8.24	114.80	108.20
5	A	1547	U	O4'-C1'-N1	8.24	114.80	108.20
5	A	2283	C	O4'-C1'-N1	8.24	114.80	108.20
5	A	2544	C	O4'-C1'-N1	8.24	114.80	108.20
5	A	2718	U	P-O3'-C3'	8.24	129.59	119.70
5	A	2630	C	P-O5'-C5'	8.24	134.09	120.90
5	A	148	G	O4'-C1'-N9	8.24	114.79	108.20
5	A	669	C	O4'-C1'-N1	8.24	114.79	108.20
5	A	1343	C	O4'-C1'-N1	8.24	114.79	108.20
5	A	2096	G	N1-C6-O6	8.24	124.84	119.90
5	A	2597	C	O4'-C1'-N1	8.24	114.79	108.20
6	B	111	C	O4'-C1'-N1	8.24	114.79	108.20
5	A	1481	G	C5-C6-O6	-8.24	123.66	128.60
5	A	2217	U	O4'-C1'-N1	8.24	114.79	108.20
5	A	2552	G	C5-C6-O6	-8.24	123.66	128.60
5	A	1206	G	C5-C6-O6	-8.23	123.66	128.60
5	A	552	G	N1-C6-O6	8.23	124.84	119.90
5	A	554	U	O4'-C1'-N1	8.23	114.78	108.20
5	A	908	A	N1-C6-N6	8.23	123.54	118.60

Continued on next page...

Continued from previous page...

Mol	Chain	Res	Type	Atoms	Z	Observed(°)	Ideal(°)
5	A	1408	G	P-O5'-C5'	8.23	134.07	120.90
5	A	2390	A	O4'-C1'-N9	8.23	114.78	108.20
5	A	2231	C	O4'-C1'-N1	8.23	114.78	108.20
5	A	706	C	O4'-C1'-N1	8.22	114.78	108.20
5	A	1199	C	O4'-C1'-N1	8.22	114.78	108.20
5	A	1550	C	O4'-C1'-N1	8.22	114.78	108.20
5	A	883	G	C5-C6-O6	-8.22	123.67	128.60
5	A	1348	G	C5-C6-O6	-8.22	123.67	128.60
5	A	2657	C	O4'-C1'-N1	8.22	114.77	108.20
5	A	2310	C	O4'-C1'-N1	8.21	114.77	108.20
5	A	620	U	O4'-C1'-N1	8.21	114.77	108.20
5	A	2866	C	O4'-C1'-N1	8.21	114.77	108.20
5	A	774	A	N1-C6-N6	8.21	123.53	118.60
5	A	709	G	C5-C6-O6	-8.21	123.68	128.60
5	A	2829	G	O4'-C1'-N9	8.21	114.77	108.20
5	A	1279	C	O4'-C1'-N1	8.21	114.76	108.20
5	A	2533	U	O4'-C1'-N1	8.21	114.76	108.20
5	A	1511	C	O4'-C1'-N1	8.20	114.76	108.20
5	A	903	G	N1-C6-O6	8.20	124.82	119.90
5	A	2235	G	C5-C6-O6	-8.19	123.69	128.60
5	A	2399	G	C5-C6-O6	-8.19	123.69	128.60
6	B	109	C	O4'-C1'-N1	8.19	114.75	108.20
5	A	742	G	C5-C6-O6	-8.19	123.69	128.60
5	A	2797	C	O4'-C1'-N1	8.19	114.75	108.20
5	A	2817	C	O4'-C1'-N1	8.19	114.75	108.20
5	A	1248	C	O4'-C1'-N1	8.18	114.75	108.20
5	A	1659	A	O4'-C1'-N9	8.18	114.75	108.20
5	A	657	G	N1-C6-O6	8.18	124.81	119.90
5	A	1049	G	C5-C6-O6	-8.18	123.69	128.60
5	A	2441	A	N1-C6-N6	8.18	123.51	118.60
5	A	1017	C	O4'-C1'-N1	8.18	114.74	108.20
5	A	2033	G	N1-C6-O6	8.18	124.81	119.90
5	A	2583	U	O4'-C1'-N1	8.18	114.74	108.20
5	A	928	G	N1-C6-O6	8.17	124.80	119.90
5	A	2333	G	N1-C6-O6	8.17	124.80	119.90
5	A	1840	G	C5-C6-O6	-8.17	123.70	128.60
5	A	2318	G	C5-C6-O6	-8.17	123.70	128.60
5	A	2457	G	P-O3'-C3'	8.17	129.51	119.70
5	A	1023	G	C5-C6-O6	-8.17	123.70	128.60
5	A	1779	G	O4'-C1'-N9	8.17	114.74	108.20
5	A	2347	G	O4'-C1'-N9	8.17	114.74	108.20
5	A	2006	A	C5-C6-N6	-8.17	117.17	123.70

Continued on next page...

Continued from previous page...

Mol	Chain	Res	Type	Atoms	Z	Observed(°)	Ideal(°)
5	A	2714	G	C5-C6-O6	-8.17	123.70	128.60
5	A	1244	A	O4'-C1'-N9	8.17	114.73	108.20
6	B	58	C	O4'-C1'-N1	8.17	114.73	108.20
5	A	997	C	O4'-C1'-N1	8.16	114.73	108.20
5	A	2664	U	O4'-C1'-N1	8.16	114.73	108.20
5	A	1033	C	O4'-C1'-N1	8.16	114.73	108.20
5	A	1420	G	O4'-C1'-N9	8.16	114.73	108.20
5	A	387	C	O4'-C1'-N1	8.16	114.73	108.20
5	A	1159	U	O4'-C1'-N1	8.16	114.73	108.20
5	A	2846	A	O4'-C1'-N9	8.16	114.73	108.20
5	A	2832	G	C5-C6-O6	-8.16	123.70	128.60
5	A	121	G	C5-C6-O6	-8.16	123.71	128.60
5	A	515	G	O4'-C1'-N9	8.16	114.73	108.20
5	A	924	U	P-O5'-C5'	8.15	133.95	120.90
6	B	62	U	O4'-C1'-N1	8.15	114.72	108.20
5	A	256	C	O4'-C1'-N1	8.15	114.72	108.20
5	A	1315	G	C5-C6-O6	-8.15	123.71	128.60
5	A	1625	C	O4'-C1'-N1	8.15	114.72	108.20
5	A	680	G	O4'-C1'-N9	8.15	114.72	108.20
6	B	16	G	C5-C6-O6	-8.15	123.71	128.60
5	A	1806	U	O4'-C1'-N1	8.14	114.72	108.20
5	A	660	G	N1-C6-O6	8.14	124.79	119.90
5	A	2002	G	N1-C6-O6	8.14	124.79	119.90
5	A	2792	G	O4'-C1'-N9	8.14	114.72	108.20
5	A	358	C	O4'-C1'-N1	8.14	114.71	108.20
5	A	1700	A	O4'-C1'-N9	8.14	114.71	108.20
5	A	1758	U	O4'-C1'-N1	8.14	114.71	108.20
5	A	2073	C	O4'-C1'-N1	8.14	114.71	108.20
5	A	353	A	C4-C5-C6	8.14	121.07	117.00
5	A	399	C	O4'-C1'-N1	8.14	114.71	108.20
5	A	2267	G	N1-C6-O6	8.14	124.78	119.90
5	A	472	G	C5-C6-O6	-8.14	123.72	128.60
5	A	750	U	O4'-C1'-N1	8.14	114.71	108.20
5	A	1637	G	N1-C6-O6	8.14	124.78	119.90
5	A	1855	C	O4'-C1'-N1	8.13	114.71	108.20
5	A	2035	C	O4'-C1'-N1	8.13	114.71	108.20
5	A	152	C	O4'-C1'-N1	8.13	114.70	108.20
5	A	1670	C	O4'-C1'-N1	8.13	114.71	108.20
5	A	1070	G	N1-C6-O6	8.13	124.78	119.90
5	A	333	A	C5-C6-N6	-8.13	117.20	123.70
5	A	2156	G	C5-C6-O6	-8.13	123.72	128.60
5	A	295	G	N1-C6-O6	8.12	124.77	119.90

Continued on next page...

Continued from previous page...

Mol	Chain	Res	Type	Atoms	Z	Observed(°)	Ideal(°)
5	A	311	U	O4'-C1'-N1	8.12	114.70	108.20
5	A	1018	G	O4'-C1'-N9	8.12	114.70	108.20
5	A	2289	C	O4'-C1'-N1	8.12	114.70	108.20
5	A	2514	G	C5-C6-O6	-8.12	123.73	128.60
5	A	1035	G	N1-C6-O6	8.12	124.77	119.90
5	A	1150	C	O4'-C1'-N1	8.12	114.70	108.20
5	A	1954	C	O4'-C1'-N1	8.12	114.70	108.20
5	A	1978	G	C5-C6-O6	-8.12	123.73	128.60
5	A	671	G	C5-C6-O6	-8.12	123.73	128.60
5	A	1016	U	O4'-C1'-N1	8.12	114.69	108.20
5	A	1027	A	O4'-C1'-N9	8.12	114.69	108.20
5	A	2115	U	O4'-C1'-N1	8.12	114.69	108.20
5	A	2210	G	O4'-C1'-N9	8.12	114.69	108.20
5	A	187	C	O4'-C1'-N1	8.11	114.69	108.20
5	A	1546	G	O4'-C1'-N9	8.11	114.69	108.20
5	A	2249	G	C5-C6-O6	-8.11	123.73	128.60
5	A	2420	G	N1-C6-O6	8.11	124.77	119.90
5	A	2008	C	O4'-C1'-N1	8.10	114.68	108.20
5	A	468	C	O4'-C1'-N1	8.09	114.67	108.20
5	A	1282	U	O4'-C1'-N1	8.09	114.67	108.20
5	A	2414	C	O4'-C1'-N1	8.09	114.68	108.20
5	A	1203	G	C5-C6-O6	-8.09	123.75	128.60
5	A	853	C	O4'-C1'-N1	8.09	114.67	108.20
5	A	1057	G	O4'-C1'-N9	8.09	114.67	108.20
5	A	1595	U	P-O3'-C3'	8.09	129.41	119.70
5	A	1857	G	N1-C6-O6	8.09	124.75	119.90
5	A	2818	C	P-O3'-C3'	8.09	129.41	119.70
5	A	563	C	O4'-C1'-N1	8.09	114.67	108.20
5	A	1780	C	O4'-C1'-N1	8.09	114.67	108.20
5	A	1229	U	O4'-C1'-N1	8.08	114.67	108.20
5	A	1439	U	P-O5'-C5'	8.08	133.83	120.90
5	A	1503	G	P-O5'-C5'	8.08	133.83	120.90
5	A	2003	C	O4'-C1'-N1	8.08	114.67	108.20
5	A	2243	C	O4'-C1'-N1	8.08	114.67	108.20
6	B	36	C	O4'-C1'-N1	8.08	114.67	108.20
5	A	1767	A	P-O3'-C3'	8.08	129.40	119.70
5	A	1079	U	O4'-C1'-N1	8.08	114.66	108.20
5	A	1750	G	O4'-C1'-N9	8.08	114.66	108.20
5	A	812	G	C5-C6-O6	-8.07	123.76	128.60
5	A	1007	G	O4'-C1'-N9	8.07	114.66	108.20
5	A	2503	C	O4'-C1'-N1	8.07	114.66	108.20
5	A	2526	A	P-O3'-C3'	8.07	129.39	119.70

Continued on next page...

Continued from previous page...

Mol	Chain	Res	Type	Atoms	Z	Observed(°)	Ideal(°)
5	A	2630	C	O4'-C1'-N1	8.07	114.66	108.20
5	A	2892	G	C5-C6-O6	-8.07	123.76	128.60
5	A	1064	U	O4'-C1'-N1	8.07	114.66	108.20
5	A	1705	C	O4'-C1'-N1	8.07	114.66	108.20
5	A	2113	C	O4'-C1'-N1	8.07	114.66	108.20
5	A	2733	C	N3-C4-N4	8.07	123.65	118.00
5	A	2116	G	C5-C6-O6	-8.07	123.76	128.60
5	A	2573	G	C5-C6-O6	-8.07	123.76	128.60
5	A	2921	U	O4'-C1'-N1	8.07	114.66	108.20
5	A	422	C	O4'-C1'-N1	8.07	114.65	108.20
5	A	2527	C	P-O5'-C5'	8.07	133.81	120.90
5	A	2804	A	O4'-C1'-N9	8.07	114.65	108.20
5	A	1010	C	O4'-C1'-N1	8.06	114.65	108.20
5	A	2458	G	N1-C6-O6	8.06	124.74	119.90
5	A	170	G	C5-C6-O6	-8.06	123.77	128.60
5	A	1574	G	N1-C6-O6	8.06	124.73	119.90
5	A	1630	G	N1-C6-O6	8.06	124.73	119.90
5	A	2752	C	O4'-C1'-N1	8.06	114.65	108.20
5	A	56	A	C5-C6-N6	-8.06	117.25	123.70
5	A	258	A	O4'-C1'-N9	8.06	114.64	108.20
5	A	1224	A	O4'-C1'-N9	8.06	114.64	108.20
5	A	920	G	C5-C6-O6	-8.05	123.77	128.60
5	A	994	C	O4'-C1'-N1	8.05	114.64	108.20
5	A	1643	C	O4'-C1'-N1	8.05	114.64	108.20
5	A	2731	G	N1-C6-O6	8.05	124.73	119.90
5	A	891	G	O4'-C1'-N9	8.05	114.64	108.20
5	A	1632	G	C5-C6-O6	-8.05	123.77	128.60
5	A	1842	C	O4'-C1'-N1	8.05	114.64	108.20
5	A	1977	G	C5-C6-O6	-8.05	123.77	128.60
5	A	2210	G	N1-C6-O6	8.05	124.73	119.90
6	B	75	U	O4'-C1'-N1	8.05	114.64	108.20
5	A	2011	U	O4'-C1'-N1	8.05	114.64	108.20
5	A	2371	C	O4'-C1'-N1	8.05	114.64	108.20
5	A	282	G	C5-C6-O6	-8.05	123.77	128.60
5	A	1257	C	O4'-C1'-N1	8.05	114.64	108.20
5	A	2652	G	C5-C6-O6	-8.05	123.77	128.60
5	A	268	A	O4'-C1'-N9	8.04	114.64	108.20
5	A	2527	C	O4'-C1'-N1	8.04	114.64	108.20
5	A	2706	G	O4'-C1'-N9	8.04	114.64	108.20
5	A	986	G	C5-C6-O6	-8.04	123.77	128.60
5	A	1721	A	O4'-C1'-N9	8.04	114.63	108.20
5	A	1408	G	O4'-C1'-N9	8.04	114.63	108.20

Continued on next page...

Continued from previous page...

Mol	Chain	Res	Type	Atoms	Z	Observed(°)	Ideal(°)
5	A	2706	G	C5-C6-O6	-8.03	123.78	128.60
5	A	2770	A	N1-C6-N6	8.03	123.42	118.60
6	B	38	U	O4'-C1'-N1	8.03	114.63	108.20
5	A	50	U	P-O3'-C3'	8.03	129.34	119.70
5	A	453	G	C5-C6-O6	-8.03	123.78	128.60
5	A	1856	U	O4'-C1'-N1	8.03	114.63	108.20
5	A	2456	C	P-O5'-C5'	8.03	133.75	120.90
5	A	389	A	O4'-C1'-N9	8.03	114.62	108.20
5	A	928	G	O4'-C1'-N9	8.03	114.62	108.20
5	A	621	G	C5-C6-O6	-8.03	123.78	128.60
5	A	785	C	O4'-C1'-N1	8.03	114.62	108.20
5	A	2307	A	O4'-C1'-N9	8.03	114.62	108.20
5	A	2308	G	C5-C6-O6	-8.03	123.78	128.60
5	A	356	G	N1-C6-O6	8.03	124.72	119.90
5	A	2766	G	C5-C6-O6	-8.02	123.78	128.60
5	A	31	C	O4'-C1'-N1	8.02	114.62	108.20
5	A	816	U	O4'-C1'-N1	8.02	114.62	108.20
5	A	2133	C	N3-C4-N4	8.02	123.61	118.00
5	A	2247	C	O4'-C1'-N1	8.02	114.62	108.20
5	A	2495	C	O4'-C1'-N1	8.02	114.61	108.20
5	A	844	U	O4'-C1'-N1	8.02	114.61	108.20
5	A	1807	U	O4'-C1'-N1	8.02	114.61	108.20
5	A	735	U	O4'-C1'-N1	8.01	114.61	108.20
5	A	898	U	O4'-C1'-N1	8.01	114.61	108.20
5	A	2680	C	O4'-C1'-N1	8.01	114.61	108.20
5	A	514	G	O4'-C1'-N9	8.01	114.61	108.20
5	A	1645	C	O4'-C1'-N1	8.01	114.61	108.20
5	A	129	C	O4'-C1'-N1	8.01	114.61	108.20
5	A	944	C	O4'-C1'-N1	8.01	114.60	108.20
5	A	1473	A	O4'-C1'-N9	8.00	114.60	108.20
5	A	1221	A	C5-C6-N6	-8.00	117.30	123.70
5	A	1528	U	O4'-C1'-N1	8.00	114.60	108.20
5	A	1777	G	C5-C6-O6	-8.00	123.80	128.60
5	A	2715	G	N1-C6-O6	8.00	124.70	119.90
5	A	832	G	C5-C6-O6	-8.00	123.80	128.60
5	A	1974	G	C5-C6-O6	-8.00	123.80	128.60
5	A	1825	U	O4'-C1'-N1	8.00	114.60	108.20
5	A	779	C	O4'-C1'-N1	8.00	114.60	108.20
5	A	417	G	C5-C6-O6	-7.99	123.80	128.60
5	A	646	A	O4'-C1'-N9	7.99	114.59	108.20
5	A	932	C	O4'-C1'-N1	7.99	114.59	108.20
5	A	2130	G	O4'-C1'-N9	7.99	114.59	108.20

Continued on next page...

Continued from previous page...

Mol	Chain	Res	Type	Atoms	Z	Observed(°)	Ideal(°)
6	B	82	G	C5-C6-O6	-7.99	123.80	128.60
5	A	518	A	C4-C5-C6	7.99	121.00	117.00
5	A	1613	C	P-O3'-C3'	7.99	129.29	119.70
5	A	1668	G	C5-C6-O6	-7.99	123.81	128.60
5	A	1990	C	O4'-C1'-N1	7.99	114.59	108.20
5	A	2781	C	O4'-C1'-N1	7.99	114.59	108.20
5	A	1038	C	O4'-C1'-N1	7.99	114.59	108.20
5	A	1241	C	O4'-C1'-N1	7.99	114.59	108.20
5	A	1515	C	O4'-C1'-N1	7.98	114.59	108.20
5	A	2814	U	O4'-C1'-N1	7.98	114.58	108.20
5	A	2510	G	P-O3'-C3'	7.98	129.28	119.70
5	A	2749	U	O4'-C1'-N1	7.98	114.58	108.20
5	A	1527	C	O4'-C1'-N1	7.97	114.58	108.20
5	A	2428	G	C5-C6-O6	-7.97	123.81	128.60
6	B	22	G	N1-C6-O6	7.97	124.68	119.90
5	A	655	C	O4'-C1'-N1	7.97	114.58	108.20
5	A	1930	A	O4'-C1'-N9	7.97	114.58	108.20
5	A	2410	C	O4'-C1'-N1	7.97	114.58	108.20
5	A	1210	A	O4'-C1'-N9	7.97	114.57	108.20
5	A	2699	G	C5-C6-O6	-7.97	123.82	128.60
5	A	164	U	O4'-C1'-N1	7.96	114.57	108.20
5	A	332	G	C5-C6-O6	-7.96	123.82	128.60
5	A	2236	C	P-O5'-C5'	7.96	133.64	120.90
5	A	1455	C	O4'-C1'-N1	7.96	114.57	108.20
5	A	1728	C	O4'-C1'-N1	7.96	114.57	108.20
5	A	539	G	C5-C6-O6	-7.96	123.82	128.60
5	A	1382	G	C5-C6-O6	-7.96	123.82	128.60
5	A	1405	A	P-O3'-C3'	7.96	129.25	119.70
5	A	1609	C	O4'-C1'-N1	7.96	114.57	108.20
5	A	435	G	O4'-C1'-N9	7.96	114.57	108.20
5	A	2847	G	P-O3'-C3'	7.96	129.25	119.70
5	A	734	C	O4'-C1'-N1	7.96	114.56	108.20
5	A	802	G	P-O5'-C5'	7.95	133.62	120.90
5	A	1232	G	C5-C6-O6	-7.95	123.83	128.60
5	A	2569	C	O4'-C1'-N1	7.95	114.56	108.20
5	A	2761	G	P-O3'-C3'	7.95	129.24	119.70
5	A	630	A	C4-C5-C6	7.95	120.98	117.00
6	B	26	C	O4'-C1'-N1	7.95	114.56	108.20
5	A	2838	U	O4'-C1'-N1	7.95	114.56	108.20
5	A	2868	G	N1-C6-O6	7.95	124.67	119.90
5	A	307	A	P-O5'-C5'	7.95	133.61	120.90
5	A	1394	G	C5-C6-O6	-7.95	123.83	128.60

Continued on next page...

Continued from previous page...

Mol	Chain	Res	Type	Atoms	Z	Observed(°)	Ideal(°)
5	A	2808	U	O4'-C1'-N1	7.95	114.56	108.20
5	A	1696	G	C5-C6-O6	-7.94	123.83	128.60
5	A	95	A	O4'-C1'-N9	7.94	114.55	108.20
5	A	305	A	C5-C6-N6	-7.94	117.35	123.70
5	A	45	G	O4'-C1'-N9	7.94	114.55	108.20
5	A	1385	G	N1-C6-O6	7.94	124.66	119.90
5	A	433	G	C5-C6-O6	-7.93	123.84	128.60
5	A	2505	A	O4'-C1'-N9	7.93	114.55	108.20
5	A	1585	A	P-O3'-C3'	7.93	129.22	119.70
5	A	1644	C	O4'-C1'-N1	7.93	114.55	108.20
5	A	2748	G	N1-C6-O6	7.93	124.66	119.90
5	A	2322	C	O4'-C1'-N1	7.93	114.54	108.20
5	A	2195	G	N1-C6-O6	7.93	124.66	119.90
5	A	2235	G	O4'-C1'-N9	7.92	114.54	108.20
5	A	2492	C	O4'-C1'-N1	7.92	114.54	108.20
5	A	2550	C	O4'-C1'-N1	7.92	114.54	108.20
5	A	1296	G	N1-C6-O6	7.92	124.65	119.90
5	A	2580	C	O4'-C1'-N1	7.92	114.54	108.20
5	A	1449	C	N3-C4-N4	7.92	123.55	118.00
6	B	88	C	O4'-C1'-N1	7.92	114.54	108.20
5	A	2285	G	C5-C6-O6	-7.92	123.85	128.60
5	A	641	C	O4'-C1'-N1	7.92	114.53	108.20
5	A	1152	G	C5-C6-O6	-7.92	123.85	128.60
5	A	1414	G	C5-C6-O6	-7.92	123.85	128.60
5	A	2246	G	C5-C6-O6	-7.92	123.85	128.60
5	A	165	C	O4'-C1'-N1	7.92	114.53	108.20
5	A	1163	U	O4'-C1'-N1	7.92	114.53	108.20
5	A	2234	C	O4'-C1'-N1	7.92	114.53	108.20
5	A	1268	G	C5-C6-O6	-7.91	123.85	128.60
5	A	2670	A	O4'-C1'-N9	7.91	114.53	108.20
5	A	1497	G	C5-C6-O6	-7.91	123.85	128.60
5	A	2269	C	O4'-C1'-N1	7.91	114.53	108.20
6	B	90	C	O4'-C1'-N1	7.91	114.53	108.20
5	A	2259	G	C5-C6-O6	-7.91	123.86	128.60
5	A	2711	G	N1-C6-O6	7.91	124.64	119.90
5	A	229	A	O4'-C1'-N9	7.91	114.53	108.20
5	A	1716	U	O4'-C1'-N1	7.91	114.53	108.20
5	A	2173	G	N1-C6-O6	7.91	124.64	119.90
5	A	391	A	O4'-C1'-N9	7.91	114.53	108.20
5	A	890	G	O4'-C1'-N9	7.91	114.52	108.20
5	A	1428	G	C5-C6-O6	-7.91	123.86	128.60
5	A	2690	G	N1-C6-O6	7.91	124.64	119.90

Continued on next page...

Continued from previous page...

Mol	Chain	Res	Type	Atoms	Z	Observed(°)	Ideal(°)
5	A	153	C	N3-C4-N4	7.90	123.53	118.00
5	A	543	A	O4'-C1'-N9	7.90	114.52	108.20
5	A	1872	C	O4'-C1'-N1	7.90	114.52	108.20
5	A	884	C	O4'-C1'-N1	7.90	114.52	108.20
5	A	1297	C	O4'-C1'-N1	7.90	114.52	108.20
5	A	1638	A	C5-C6-N1	-7.90	113.75	117.70
5	A	1832	A	O4'-C1'-N9	7.90	114.52	108.20
5	A	1552	C	O4'-C1'-N1	7.90	114.52	108.20
5	A	1558	G	C5-C6-O6	-7.90	123.86	128.60
5	A	2757	U	O4'-C1'-N1	7.90	114.52	108.20
5	A	22	C	O4'-C1'-N1	7.90	114.52	108.20
5	A	1089	C	O4'-C1'-N1	7.89	114.51	108.20
5	A	1525	G	C5-C6-O6	-7.89	123.86	128.60
6	B	14	G	C5-C6-O6	-7.89	123.86	128.60
6	B	100	G	C5-C6-O6	-7.89	123.86	128.60
5	A	1337	C	O4'-C1'-N1	7.89	114.51	108.20
5	A	2107	C	O4'-C1'-N1	7.89	114.51	108.20
5	A	151	U	P-O3'-C3'	7.88	129.16	119.70
5	A	2570	A	O4'-C1'-N9	7.88	114.51	108.20
5	A	361	G	O4'-C1'-N9	7.88	114.50	108.20
5	A	371	G	C5-C6-O6	-7.88	123.87	128.60
5	A	801	U	O4'-C1'-N1	7.88	114.50	108.20
5	A	2263	G	O4'-C1'-N9	7.88	114.50	108.20
5	A	1709	A	C5-C6-N6	-7.88	117.40	123.70
6	B	93	U	O4'-C1'-N1	7.87	114.50	108.20
5	A	1251	U	O4'-C1'-N1	7.87	114.50	108.20
5	A	681	C	O4'-C1'-N1	7.87	114.50	108.20
5	A	1375	A	O4'-C1'-N9	7.87	114.50	108.20
5	A	2135	G	O4'-C1'-N9	7.87	114.50	108.20
5	A	1864	G	N1-C6-O6	7.87	124.62	119.90
5	A	196	U	O4'-C1'-N1	7.87	114.49	108.20
5	A	511	U	O4'-C1'-N1	7.87	114.49	108.20
5	A	1469	G	C5-C6-O6	-7.87	123.88	128.60
5	A	2412	G	C5-C6-O6	-7.87	123.88	128.60
5	A	2784	C	O4'-C1'-N1	7.87	114.49	108.20
5	A	2258	U	O4'-C1'-N1	7.86	114.49	108.20
5	A	2883	C	C2-N1-C1'	7.86	127.45	118.80
5	A	99	U	O4'-C1'-N1	7.86	114.49	108.20
5	A	1009	U	P-O5'-C5'	7.86	133.48	120.90
5	A	1192	G	O4'-C1'-N9	7.86	114.49	108.20
5	A	1771	C	O4'-C1'-N1	7.86	114.49	108.20
5	A	1796	C	O4'-C1'-N1	7.86	114.49	108.20

Continued on next page...

Continued from previous page...

Mol	Chain	Res	Type	Atoms	Z	Observed(°)	Ideal(°)
5	A	2644	U	O4'-C1'-N1	7.86	114.49	108.20
5	A	520	G	O4'-C1'-N9	7.86	114.49	108.20
5	A	919	U	O4'-C1'-N1	7.86	114.49	108.20
5	A	685	U	O4'-C1'-N1	7.86	114.49	108.20
5	A	2879	G	C5-C6-O6	-7.86	123.89	128.60
5	A	548	A	C5-C6-N6	-7.86	117.42	123.70
5	A	1256	C	O4'-C1'-N1	7.86	114.48	108.20
5	A	1720	C	O4'-C1'-N1	7.86	114.48	108.20
5	A	1828	G	P-O3'-C3'	7.86	129.13	119.70
5	A	2016	G	C5-C6-O6	-7.86	123.89	128.60
5	A	370	G	O4'-C1'-N9	7.85	114.48	108.20
5	A	2408	G	C5-C6-O6	-7.85	123.89	128.60
5	A	730	U	O4'-C1'-N1	7.84	114.48	108.20
5	A	1361	A	C5-C6-N6	-7.84	117.42	123.70
5	A	2207	C	O4'-C1'-N1	7.84	114.48	108.20
5	A	1274	U	O4'-C1'-N1	7.84	114.47	108.20
5	A	1155	C	O4'-C1'-N1	7.84	114.47	108.20
5	A	2418	G	C5-C6-O6	-7.84	123.89	128.60
5	A	780	G	C5-C6-O6	-7.84	123.90	128.60
5	A	2910	C	O4'-C1'-N1	7.84	114.47	108.20
5	A	707	G	C5-C6-O6	-7.84	123.90	128.60
5	A	1676	G	N1-C6-O6	7.84	124.60	119.90
5	A	526	A	O4'-C1'-N9	7.84	114.47	108.20
5	A	1353	C	C6-N1-C2	-7.84	117.17	120.30
5	A	985	G	O4'-C1'-N9	7.83	114.47	108.20
5	A	1415	C	O4'-C1'-N1	7.83	114.47	108.20
5	A	2562	U	P-O5'-C5'	7.83	133.44	120.90
5	A	153	C	N3-C4-C5	-7.83	118.77	121.90
5	A	392	C	O4'-C1'-N1	7.83	114.47	108.20
5	A	695	G	C5-C6-O6	-7.83	123.90	128.60
5	A	368	G	N1-C6-O6	7.83	124.60	119.90
5	A	836	A	P-O3'-C3'	7.83	129.10	119.70
5	A	2815	U	O4'-C1'-N1	7.83	114.47	108.20
5	A	107	G	O4'-C1'-N9	7.83	114.46	108.20
5	A	521	G	C5-C6-O6	-7.83	123.90	128.60
5	A	709	G	O4'-C1'-N9	7.83	114.46	108.20
5	A	2297	A	C4-C5-C6	7.82	120.91	117.00
5	A	961	C	O4'-C1'-N1	7.82	114.45	108.20
5	A	1043	G	O4'-C1'-N9	7.82	114.45	108.20
5	A	2442	G	N1-C6-O6	7.82	124.59	119.90
5	A	1321	U	O4'-C1'-N1	7.81	114.45	108.20
5	A	132	C	O4'-C1'-N1	7.81	114.45	108.20

Continued on next page...

Continued from previous page...

Mol	Chain	Res	Type	Atoms	Z	Observed(°)	Ideal(°)
5	A	246	U	O4'-C1'-N1	7.81	114.45	108.20
5	A	1546	G	C5-C6-O6	-7.81	123.91	128.60
5	A	127	C	O4'-C1'-N1	7.81	114.45	108.20
5	A	398	U	O4'-C1'-N1	7.81	114.45	108.20
5	A	855	G	N1-C6-O6	7.81	124.58	119.90
5	A	2125	U	O4'-C1'-N1	7.81	114.44	108.20
5	A	2415	U	O4'-C1'-N1	7.81	114.44	108.20
5	A	663	G	C5-C6-O6	-7.80	123.92	128.60
5	A	1363	G	C5-C6-O6	-7.80	123.92	128.60
5	A	1844	A	N1-C6-N6	7.80	123.28	118.60
5	A	608	C	O4'-C1'-N1	7.80	114.44	108.20
5	A	1328	C	O4'-C1'-N1	7.80	114.44	108.20
5	A	1531	G	C5-C6-O6	-7.80	123.92	128.60
5	A	1406	A	O4'-C1'-N9	7.79	114.44	108.20
5	A	186	C	O4'-C1'-N1	7.79	114.44	108.20
5	A	549	A	C5-C6-N6	-7.79	117.47	123.70
5	A	1495	C	O4'-C1'-N1	7.79	114.44	108.20
5	A	2309	G	C5-C6-O6	-7.79	123.92	128.60
5	A	238	U	O4'-C1'-N1	7.79	114.43	108.20
5	A	2687	C	O4'-C1'-N1	7.79	114.43	108.20
5	A	75	G	C5-C6-O6	-7.79	123.93	128.60
5	A	771	U	P-O5'-C5'	7.79	133.36	120.90
5	A	1051	C	N3-C4-C5	-7.78	118.79	121.90
5	A	1189	A	O4'-C1'-N9	7.78	114.43	108.20
5	A	1610	U	O4'-C1'-N1	7.78	114.43	108.20
5	A	1678	G	O4'-C1'-N9	7.78	114.43	108.20
5	A	338	G	C5-C6-O6	-7.78	123.93	128.60
5	A	931	C	O4'-C1'-N1	7.78	114.42	108.20
5	A	1237	C	O4'-C1'-N1	7.78	114.43	108.20
5	A	1320	G	C5-C6-O6	-7.78	123.93	128.60
6	B	83	G	C5-C6-O6	-7.78	123.93	128.60
5	A	1646	G	O4'-C1'-N9	7.78	114.42	108.20
5	A	1971	C	O4'-C1'-N1	7.78	114.42	108.20
5	A	2681	U	O4'-C1'-N1	7.78	114.42	108.20
5	A	1462	G	N1-C6-O6	7.78	124.57	119.90
5	A	2293	C	O4'-C1'-N1	7.78	114.42	108.20
5	A	1200	G	C5-C6-O6	-7.77	123.94	128.60
5	A	1992	C	C2-N1-C1'	7.77	127.35	118.80
5	A	2214	G	C5-C6-O6	-7.77	123.94	128.60
5	A	2424	C	O4'-C1'-N1	7.77	114.42	108.20
5	A	2751	G	C5-C6-O6	-7.77	123.94	128.60
5	A	151	U	O4'-C1'-N1	7.77	114.42	108.20

Continued on next page...

Continued from previous page...

Mol	Chain	Res	Type	Atoms	Z	Observed(°)	Ideal(°)
5	A	88	G	N1-C6-O6	7.77	124.56	119.90
5	A	2567	C	O4'-C1'-N1	7.77	114.42	108.20
5	A	79	C	O4'-C1'-N1	7.77	114.41	108.20
5	A	274	A	O4'-C1'-N9	7.77	114.41	108.20
5	A	283	G	C5-C6-O6	-7.76	123.94	128.60
5	A	1032	C	O4'-C1'-N1	7.76	114.41	108.20
5	A	2894	G	C5-C6-O6	-7.76	123.94	128.60
5	A	864	C	O4'-C1'-N1	7.76	114.41	108.20
5	A	885	C	O4'-C1'-N1	7.76	114.41	108.20
5	A	516	G	O4'-C1'-N9	7.76	114.41	108.20
5	A	2271	G	O4'-C1'-N9	7.76	114.41	108.20
5	A	461	C	O4'-C1'-N1	7.76	114.41	108.20
5	A	762	A	O4'-C1'-N9	7.75	114.40	108.20
5	A	2509	C	N3-C4-N4	7.75	123.43	118.00
5	A	963	G	O4'-C1'-N9	7.75	114.40	108.20
5	A	959	C	N3-C4-C5	-7.75	118.80	121.90
5	A	2731	G	O4'-C1'-N9	7.75	114.40	108.20
5	A	467	C	O4'-C1'-N1	7.75	114.40	108.20
5	A	627	G	C5-C6-O6	-7.74	123.95	128.60
5	A	415	C	O4'-C1'-N1	7.74	114.39	108.20
5	A	968	C	O4'-C1'-N1	7.74	114.39	108.20
5	A	1753	C	O4'-C1'-N1	7.74	114.39	108.20
6	B	22	G	N3-C2-N2	7.74	125.32	119.90
5	A	1312	A	O4'-C1'-N9	7.74	114.39	108.20
5	A	1797	A	O4'-C1'-N9	7.74	114.39	108.20
5	A	197	G	C5-C6-O6	-7.74	123.96	128.60
5	A	2789	C	O4'-C1'-N1	7.74	114.39	108.20
5	A	123	G	O4'-C1'-N9	7.73	114.39	108.20
5	A	601	U	O4'-C1'-N1	7.73	114.38	108.20
5	A	2483	G	C5-C6-O6	-7.73	123.96	128.60
5	A	2082	G	N1-C6-O6	7.73	124.54	119.90
5	A	2692	G	C5-C6-O6	-7.73	123.97	128.60
5	A	49	A	C4-C5-C6	7.72	120.86	117.00
5	A	509	C	O4'-C1'-N1	7.72	114.38	108.20
5	A	1312	A	P-O5'-C5'	7.72	133.25	120.90
5	A	744	C	O4'-C1'-N1	7.72	114.38	108.20
5	A	1672	A	C5-C6-N6	-7.72	117.52	123.70
5	A	2163	A	O4'-C1'-N9	7.72	114.38	108.20
5	A	2355	U	O4'-C1'-N1	7.72	114.38	108.20
5	A	2739	C	O4'-C1'-N1	7.72	114.38	108.20
5	A	1924	C	O4'-C1'-N1	7.72	114.37	108.20
5	A	1238	G	C5-C6-O6	-7.71	123.97	128.60

Continued on next page...

Continued from previous page...

Mol	Chain	Res	Type	Atoms	Z	Observed(°)	Ideal(°)
5	A	2484	G	C5-C6-O6	-7.71	123.97	128.60
5	A	2799	C	O4'-C1'-N1	7.71	114.37	108.20
5	A	1591	G	N1-C6-O6	7.71	124.53	119.90
5	A	1871	G	O4'-C1'-N9	7.71	114.37	108.20
5	A	1299	G	C5-C6-O6	-7.71	123.97	128.60
5	A	2184	U	O4'-C1'-N1	7.71	114.37	108.20
5	A	1135	G	N1-C6-O6	7.71	124.53	119.90
5	A	1824	C	O4'-C1'-N1	7.71	114.37	108.20
5	A	2271	G	C5-C6-O6	-7.71	123.97	128.60
5	A	2489	U	O4'-C1'-N1	7.71	114.36	108.20
5	A	2288	G	C5-C6-O6	-7.70	123.98	128.60
5	A	2291	U	O4'-C1'-N1	7.70	114.36	108.20
5	A	2608	C	P-O5'-C5'	7.70	133.22	120.90
5	A	423	G	C5-C6-O6	-7.70	123.98	128.60
5	A	1492	G	C5-C6-O6	-7.70	123.98	128.60
5	A	2870	G	C5-C6-O6	-7.70	123.98	128.60
5	A	371	G	O4'-C1'-N9	7.70	114.36	108.20
5	A	1952	U	O4'-C1'-N1	7.70	114.36	108.20
5	A	2585	C	O4'-C1'-N1	7.70	114.36	108.20
5	A	323	C	O4'-C1'-N1	7.69	114.35	108.20
5	A	2824	G	P-O3'-C3'	7.69	128.93	119.70
5	A	879	G	C5-C6-O6	-7.69	123.99	128.60
5	A	2229	C	O4'-C1'-N1	7.69	114.35	108.20
6	B	71	A	C4-C5-C6	7.69	120.84	117.00
5	A	2559	U	P-O3'-C3'	7.69	128.93	119.70
5	A	1828	G	C2'-C3'-O3'	7.69	126.41	109.50
5	A	1859	C	N3-C4-N4	7.69	123.38	118.00
5	A	1635	G	C5-C6-O6	-7.69	123.99	128.60
5	A	235	G	N3-C2-N2	7.68	125.28	119.90
5	A	462	A	C5-C6-N6	-7.68	117.56	123.70
5	A	1958	G	O4'-C1'-N9	7.68	114.35	108.20
5	A	104	C	O4'-C1'-N1	7.68	114.34	108.20
5	A	8	U	O4'-C1'-N1	7.68	114.34	108.20
5	A	1823	U	O4'-C1'-N1	7.68	114.34	108.20
5	A	530	A	O4'-C1'-N9	7.67	114.34	108.20
5	A	2746	G	C5-C6-O6	-7.67	124.00	128.60
5	A	1272	G	C5-C6-O6	-7.67	124.00	128.60
5	A	1281	C	C2-N1-C1'	7.67	127.24	118.80
5	A	1847	U	O4'-C1'-N1	7.67	114.34	108.20
5	A	2776	G	N1-C6-O6	7.67	124.50	119.90
5	A	32	C	O4'-C1'-N1	7.67	114.33	108.20
5	A	172	U	O4'-C1'-N1	7.66	114.33	108.20

Continued on next page...

Continued from previous page...

Mol	Chain	Res	Type	Atoms	Z	Observed(°)	Ideal(°)
5	A	1646	G	C5-C6-O6	-7.66	124.00	128.60
5	A	1734	A	O4'-C1'-N9	7.66	114.33	108.20
5	A	78	U	O4'-C1'-N1	7.66	114.33	108.20
5	A	777	C	O4'-C1'-N1	7.66	114.33	108.20
5	A	1222	A	O4'-C1'-N9	7.66	114.33	108.20
5	A	1560	U	O4'-C1'-N1	7.66	114.33	108.20
5	A	2612	G	N1-C6-O6	7.66	124.50	119.90
5	A	504	A	N1-C6-N6	7.66	123.19	118.60
5	A	1993	G	C5-C6-O6	-7.66	124.01	128.60
5	A	1620	A	O4'-C1'-N9	7.66	114.33	108.20
5	A	2292	C	O4'-C1'-N1	7.66	114.32	108.20
5	A	2822	C	O4'-C1'-N1	7.66	114.32	108.20
5	A	2515	G	C5-C6-O6	-7.65	124.01	128.60
5	A	367	G	O4'-C1'-N9	7.65	114.32	108.20
5	A	2829	G	C5-C6-O6	-7.65	124.01	128.60
5	A	314	A	O4'-C1'-N9	7.65	114.32	108.20
5	A	2055	U	O4'-C1'-N1	7.65	114.32	108.20
5	A	2872	U	O4'-C1'-N1	7.65	114.32	108.20
5	A	1927	U	O4'-C1'-N1	7.65	114.32	108.20
5	A	2394	G	O4'-C1'-N9	7.65	114.32	108.20
5	A	2099	G	C5-C6-O6	-7.64	124.01	128.60
5	A	2138	U	O4'-C1'-N1	7.64	114.32	108.20
5	A	16	G	C5-C6-O6	-7.64	124.02	128.60
5	A	81	G	C5-C6-O6	-7.64	124.01	128.60
5	A	2259	G	O4'-C1'-N9	7.64	114.31	108.20
5	A	768	G	P-O5'-C5'	7.64	133.12	120.90
5	A	1166	G	C5-C6-O6	-7.64	124.02	128.60
5	A	1170	C	P-O5'-C5'	7.64	133.12	120.90
6	B	110	G	O4'-C1'-N9	7.64	114.31	108.20
5	A	2051	U	C5'-C4'-O4'	7.63	118.26	109.10
5	A	53	A	O4'-C1'-N9	7.63	114.31	108.20
5	A	2891	G	O4'-C1'-N9	7.63	114.31	108.20
5	A	675	C	O4'-C1'-N1	7.63	114.31	108.20
6	B	3	U	O4'-C1'-N1	7.63	114.31	108.20
5	A	1839	A	C4-C5-C6	7.63	120.81	117.00
6	B	49	G	C5-C6-O6	-7.63	124.02	128.60
5	A	1688	G	C5-C6-O6	-7.62	124.03	128.60
5	A	443	G	C5-C6-O6	-7.62	124.03	128.60
5	A	988	G	C5-C6-O6	-7.62	124.03	128.60
5	A	2657	C	C2-N1-C1'	7.62	127.18	118.80
5	A	807	G	P-O5'-C5'	7.62	133.09	120.90
5	A	1937	C	O4'-C1'-N1	7.62	114.30	108.20

Continued on next page...

Continued from previous page...

Mol	Chain	Res	Type	Atoms	Z	Observed(°)	Ideal(°)
5	A	2057	U	O4'-C1'-N1	7.62	114.30	108.20
5	A	49	A	P-O3'-C3'	7.62	128.84	119.70
5	A	234	C	O4'-C1'-N1	7.62	114.29	108.20
5	A	1529	G	C5-C6-O6	-7.62	124.03	128.60
5	A	2056	G	C5-C6-O6	-7.62	124.03	128.60
5	A	2314	C	O4'-C1'-N1	7.61	114.29	108.20
5	A	2319	G	C5-C6-O6	-7.61	124.03	128.60
5	A	505	G	N1-C6-O6	7.61	124.47	119.90
5	A	370	G	C5-C6-O6	-7.61	124.03	128.60
5	A	575	A	O4'-C1'-N9	7.61	114.29	108.20
5	A	2565	G	C5-C6-O6	-7.61	124.03	128.60
5	A	2382	G	C5-C6-O6	-7.61	124.03	128.60
5	A	2791	U	O4'-C1'-N1	7.61	114.29	108.20
5	A	559	A	C5-C6-N1	-7.61	113.90	117.70
5	A	1708	U	O4'-C1'-N1	7.61	114.29	108.20
5	A	2591	U	O4'-C1'-N1	7.61	114.29	108.20
5	A	19	G	O4'-C1'-N9	7.61	114.28	108.20
5	A	123	G	C5-C6-O6	-7.61	124.04	128.60
5	A	1394	G	O4'-C1'-N9	7.61	114.28	108.20
5	A	347	G	C5-C6-O6	-7.60	124.04	128.60
5	A	1145	G	C5-C6-O6	-7.60	124.04	128.60
5	A	1485	A	C4-C5-C6	7.60	120.80	117.00
5	A	488	U	O4'-C1'-N1	7.60	114.28	108.20
5	A	489	G	C5-C6-O6	-7.60	124.04	128.60
5	A	814	U	O4'-C1'-N1	7.60	114.28	108.20
5	A	2523	G	C5-C6-O6	-7.60	124.04	128.60
5	A	805	G	C5-C6-O6	-7.60	124.04	128.60
5	A	923	C	O4'-C1'-N1	7.60	114.28	108.20
5	A	1785	G	C5-C6-O6	-7.60	124.04	128.60
5	A	1782	G	O4'-C1'-N9	7.59	114.28	108.20
5	A	2134	A	O4'-C1'-N9	7.59	114.28	108.20
5	A	765	A	C4-C5-C6	7.59	120.80	117.00
5	A	1299	G	O4'-C1'-N9	7.59	114.27	108.20
5	A	2103	U	O4'-C1'-N1	7.59	114.27	108.20
5	A	181	G	C5-C6-O6	-7.59	124.05	128.60
5	A	950	U	O4'-C1'-N1	7.59	114.27	108.20
5	A	1616	G	C5-C6-O6	-7.59	124.05	128.60
5	A	2153	G	C5-C6-O6	-7.59	124.05	128.60
5	A	249	C	O4'-C1'-N1	7.58	114.27	108.20
5	A	568	G	C5-C6-O6	-7.58	124.05	128.60
5	A	2320	U	O4'-C1'-N1	7.58	114.27	108.20
5	A	2610	G	O4'-C1'-N9	7.58	114.27	108.20

Continued on next page...

Continued from previous page...

Mol	Chain	Res	Type	Atoms	Z	Observed(°)	Ideal(°)
5	A	277	C	O4'-C1'-N1	7.58	114.26	108.20
5	A	680	G	C5-C6-O6	-7.58	124.05	128.60
5	A	77	U	O4'-C1'-N1	7.58	114.26	108.20
5	A	2122	G	O4'-C1'-N9	7.58	114.26	108.20
5	A	7	G	C5-C6-O6	-7.57	124.06	128.60
5	A	2244	G	C5-C6-O6	-7.57	124.06	128.60
5	A	2471	C	O4'-C1'-N1	7.57	114.26	108.20
5	A	654	G	C5-C6-O6	-7.57	124.06	128.60
5	A	350	U	O4'-C1'-N1	7.57	114.25	108.20
5	A	98	U	O4'-C1'-N1	7.57	114.25	108.20
5	A	2473	G	C5-C6-O6	-7.57	124.06	128.60
5	A	1725	U	O4'-C1'-N1	7.56	114.25	108.20
6	B	74	G	C5-C6-O6	-7.56	124.06	128.60
5	A	1798	G	C5-C6-O6	-7.56	124.06	128.60
5	A	1837	U	O4'-C1'-N1	7.56	114.25	108.20
5	A	177	G	O4'-C1'-N9	7.56	114.25	108.20
5	A	668	G	C5-C6-O6	-7.56	124.07	128.60
5	A	1048	G	C5-C6-O6	-7.56	124.06	128.60
5	A	2592	U	O4'-C1'-N1	7.56	114.25	108.20
5	A	2646	C	O4'-C1'-N1	7.56	114.25	108.20
5	A	566	G	C5-C6-O6	-7.56	124.07	128.60
5	A	2110	C	O4'-C1'-N1	7.56	114.25	108.20
5	A	1697	A	O4'-C1'-N9	7.55	114.24	108.20
5	A	2540	U	O4'-C1'-N1	7.55	114.24	108.20
5	A	18	C	O4'-C1'-N1	7.55	114.24	108.20
5	A	535	G	O4'-C1'-N9	7.55	114.24	108.20
5	A	628	C	O4'-C1'-N1	7.55	114.24	108.20
5	A	862	U	O4'-C1'-N1	7.55	114.24	108.20
5	A	1355	U	O4'-C1'-N1	7.54	114.24	108.20
5	A	1866	C	O4'-C1'-N1	7.54	114.24	108.20
5	A	522	U	O4'-C1'-N1	7.54	114.23	108.20
5	A	2277	C	O4'-C1'-N1	7.54	114.23	108.20
5	A	2678	U	O4'-C1'-N1	7.54	114.23	108.20
5	A	163	U	O4'-C1'-N1	7.54	114.23	108.20
5	A	1869	G	C5-C6-O6	-7.54	124.08	128.60
5	A	348	U	O4'-C1'-N1	7.54	114.23	108.20
5	A	1001	U	O4'-C1'-N1	7.54	114.23	108.20
5	A	471	G	C5-C6-O6	-7.54	124.08	128.60
5	A	536	G	C5-C6-O6	-7.54	124.08	128.60
5	A	1391	U	O4'-C1'-N1	7.54	114.23	108.20
5	A	1592	A	O4'-C1'-N9	7.53	114.23	108.20
5	A	863	C	O4'-C1'-N1	7.53	114.23	108.20

Continued on next page...

Continued from previous page...

Mol	Chain	Res	Type	Atoms	Z	Observed(°)	Ideal(°)
5	A	544	G	O4'-C1'-N9	7.53	114.22	108.20
5	A	711	U	O4'-C1'-N1	7.53	114.22	108.20
5	A	673	A	P-O3'-C3'	7.53	128.73	119.70
5	A	1197	A	O4'-C1'-N9	7.53	114.22	108.20
5	A	1367	G	C5-C6-O6	-7.53	124.08	128.60
5	A	2759	C	O4'-C1'-N1	7.53	114.22	108.20
5	A	1322	G	O4'-C1'-N9	7.53	114.22	108.20
5	A	1775	G	C5-C6-O6	-7.53	124.08	128.60
5	A	2864	G	C5-C6-O6	-7.53	124.08	128.60
5	A	1584	U	O4'-C1'-N1	7.52	114.22	108.20
5	A	2719	A	C4-C5-C6	7.52	120.76	117.00
5	A	1612	C	O4'-C1'-N1	7.52	114.22	108.20
5	A	1937	C	P-O3'-C3'	7.52	128.72	119.70
5	A	830	A	C4-C5-C6	7.52	120.76	117.00
5	A	1108	G	N1-C6-O6	7.52	124.41	119.90
5	A	2070	U	O4'-C1'-N1	7.52	114.21	108.20
5	A	1118	C	O4'-C1'-N1	7.52	114.21	108.20
5	A	217	G	C5-C6-O6	-7.51	124.09	128.60
5	A	320	U	O4'-C1'-N1	7.51	114.21	108.20
5	A	2219	G	C5-C6-O6	-7.51	124.09	128.60
5	A	2369	A	O4'-C1'-N9	7.51	114.21	108.20
5	A	2469	C	O4'-C1'-N1	7.51	114.21	108.20
5	A	2621	G	O4'-C1'-N9	7.51	114.21	108.20
5	A	2058	G	C5-C6-O6	-7.51	124.09	128.60
5	A	1269	A	O4'-C1'-N9	7.51	114.21	108.20
5	A	1662	C	O4'-C1'-N1	7.51	114.21	108.20
5	A	2123	A	C5-C6-N6	-7.51	117.69	123.70
5	A	327	G	C5-C6-O6	-7.51	124.10	128.60
5	A	1449	C	N3-C4-C5	-7.51	118.90	121.90
5	A	128	C	O4'-C1'-N1	7.50	114.20	108.20
5	A	731	G	C5-C6-O6	-7.50	124.10	128.60
5	A	2685	U	O4'-C1'-N1	7.50	114.20	108.20
5	A	945	C	O4'-C1'-N1	7.50	114.20	108.20
5	A	1762	G	C5-C6-O6	-7.50	124.10	128.60
5	A	2818	C	O4'-C1'-N1	7.50	114.20	108.20
5	A	236	A	O4'-C1'-N9	7.50	114.20	108.20
5	A	2068	G	C5-C6-O6	-7.50	124.10	128.60
5	A	944	C	N3-C4-N4	7.50	123.25	118.00
5	A	737	C	O4'-C1'-N1	7.50	114.20	108.20
5	A	2917	G	O4'-C1'-N9	7.50	114.20	108.20
5	A	788	G	C5-C6-O6	-7.50	124.10	128.60
5	A	1934	C	O4'-C1'-N1	7.50	114.20	108.20

Continued on next page...

Continued from previous page...

Mol	Chain	Res	Type	Atoms	Z	Observed(°)	Ideal(°)
5	A	66	C	P-O5'-C5'	7.50	132.89	120.90
5	A	2717	G	O4'-C1'-N9	7.50	114.20	108.20
5	A	2773	G	O4'-C1'-N9	7.50	114.20	108.20
5	A	1501	U	O4'-C1'-N1	7.49	114.19	108.20
5	A	1566	G	C5'-C4'-C3'	-7.49	104.01	116.00
5	A	2056	G	O4'-C1'-N9	7.49	114.19	108.20
5	A	2161	G	C5-C6-O6	-7.49	124.10	128.60
5	A	1182	G	C5-C6-O6	-7.49	124.11	128.60
5	A	2004	G	C5-C6-O6	-7.49	124.11	128.60
5	A	474	U	O4'-C1'-N1	7.49	114.19	108.20
5	A	1401	C	O4'-C1'-N1	7.49	114.19	108.20
5	A	2925	C	O4'-C1'-N1	7.49	114.19	108.20
5	A	975	C	O4'-C1'-N1	7.49	114.19	108.20
5	A	2602	C	O4'-C1'-N1	7.49	114.19	108.20
5	A	381	U	O4'-C1'-N1	7.48	114.19	108.20
5	A	1826	C	O4'-C1'-N1	7.48	114.19	108.20
5	A	705	A	C5-C6-N6	-7.48	117.71	123.70
5	A	1860	G	C5-C6-O6	-7.48	124.11	128.60
5	A	2434	G	C5-C6-O6	-7.48	124.11	128.60
5	A	323	C	P-O3'-C3'	7.48	128.67	119.70
5	A	1365	U	O4'-C1'-N1	7.48	114.18	108.20
5	A	1178	U	C2-N1-C1'	7.48	126.67	117.70
5	A	2587	C	O4'-C1'-N1	7.48	114.18	108.20
5	A	232	U	O4'-C1'-N1	7.47	114.18	108.20
5	A	1132	A	O4'-C1'-N9	7.47	114.18	108.20
5	A	1507	U	O4'-C1'-N1	7.47	114.18	108.20
5	A	385	G	O4'-C1'-N9	7.47	114.18	108.20
5	A	529	C	O4'-C1'-N1	7.47	114.18	108.20
5	A	2577	G	C5-C6-O6	-7.47	124.12	128.60
5	A	346	G	P-O3'-C3'	7.47	128.66	119.70
5	A	1508	C	N3-C4-N4	7.47	123.23	118.00
5	A	567	U	O4'-C1'-N1	7.47	114.17	108.20
5	A	1332	U	O4'-C1'-N1	7.47	114.17	108.20
5	A	572	A	C5-C6-N6	-7.47	117.73	123.70
5	A	1460	G	O4'-C1'-N9	7.47	114.17	108.20
5	A	558	G	O4'-C1'-N9	7.46	114.17	108.20
5	A	1687	G	O4'-C1'-N9	7.46	114.17	108.20
6	B	110	G	C5-C6-O6	-7.46	124.12	128.60
5	A	1623	C	O4'-C1'-N1	7.46	114.16	108.20
5	A	109	G	C5-C6-O6	-7.45	124.13	128.60
5	A	704	U	O4'-C1'-N1	7.45	114.16	108.20
5	A	1267	G	O4'-C1'-N9	7.45	114.16	108.20

Continued on next page...

Continued from previous page...

Mol	Chain	Res	Type	Atoms	Z	Observed(°)	Ideal(°)
5	A	2054	C	O4'-C1'-N1	7.45	114.16	108.20
5	A	633	U	O4'-C1'-N1	7.45	114.16	108.20
5	A	1060	U	O4'-C1'-N1	7.45	114.16	108.20
5	A	1162	C	O4'-C1'-N1	7.45	114.16	108.20
5	A	1317	G	C5-C6-O6	-7.45	124.13	128.60
5	A	1169	C	O4'-C1'-N1	7.45	114.16	108.20
5	A	1596	U	O4'-C1'-N1	7.45	114.16	108.20
5	A	2747	G	C5-C6-O6	-7.45	124.13	128.60
5	A	538	A	C4-C5-C6	7.44	120.72	117.00
5	A	142	G	C5-C6-O6	-7.44	124.13	128.60
5	A	570	C	O4'-C1'-N1	7.44	114.15	108.20
5	A	2671	G	C5-C6-O6	-7.44	124.13	128.60
5	A	752	A	C4-C5-C6	7.44	120.72	117.00
5	A	772	G	P-O5'-C5'	7.44	132.80	120.90
5	A	1660	C	O4'-C1'-N1	7.44	114.15	108.20
5	A	1701	C	O4'-C1'-N1	7.44	114.15	108.20
6	B	8	G	O4'-C1'-N9	7.44	114.15	108.20
5	A	1721	A	C5-C6-N6	-7.44	117.75	123.70
5	A	1805	G	C5-C6-O6	-7.44	124.14	128.60
5	A	2169	G	O4'-C1'-N9	7.44	114.15	108.20
5	A	52	A	C4-C5-C6	7.44	120.72	117.00
5	A	1494	G	C5-C6-O6	-7.44	124.14	128.60
5	A	1730	C	O4'-C1'-N1	7.44	114.15	108.20
5	A	2341	U	O4'-C1'-N1	7.44	114.15	108.20
5	A	788	G	O4'-C1'-N9	7.43	114.15	108.20
5	A	2501	G	C5-C6-O6	-7.43	124.14	128.60
5	A	2648	U	O4'-C1'-N1	7.43	114.15	108.20
5	A	527	A	O4'-C1'-N9	7.43	114.14	108.20
5	A	1363	G	O4'-C1'-N9	7.43	114.14	108.20
5	A	2616	A	O4'-C1'-N9	7.43	114.14	108.20
5	A	1620	A	C5-C6-N6	-7.42	117.76	123.70
5	A	2028	C	N3-C4-N4	7.42	123.20	118.00
5	A	19	G	C5-C6-O6	-7.42	124.15	128.60
5	A	1006	A	C4-C5-C6	7.42	120.71	117.00
5	A	2883	C	O4'-C1'-N1	7.42	114.13	108.20
5	A	573	C	O4'-C1'-N1	7.41	114.13	108.20
5	A	887	C	O4'-C1'-N1	7.41	114.13	108.20
5	A	2446	C	O4'-C1'-N1	7.41	114.13	108.20
5	A	837	U	O4'-C1'-N1	7.41	114.13	108.20
5	A	2239	U	O4'-C1'-N1	7.41	114.13	108.20
5	A	823	G	C5-C6-O6	-7.41	124.16	128.60
5	A	1710	A	O4'-C1'-N9	7.41	114.12	108.20

Continued on next page...

Continued from previous page...

Mol	Chain	Res	Type	Atoms	Z	Observed(°)	Ideal(°)
5	A	267	U	O4'-C1'-N1	7.40	114.12	108.20
5	A	1799	G	C5-C6-O6	-7.40	124.16	128.60
5	A	1087	U	O4'-C1'-N1	7.40	114.12	108.20
5	A	645	C	N3-C4-N4	7.40	123.18	118.00
5	A	2546	C	O4'-C1'-N1	7.40	114.12	108.20
17	P	74	PHE	CB-CG-CD1	7.40	125.98	120.80
5	A	2038	G	O4'-C1'-N9	7.39	114.11	108.20
5	A	2539	C	O4'-C1'-N1	7.39	114.12	108.20
5	A	838	C	O4'-C1'-N1	7.39	114.11	108.20
5	A	2069	U	O4'-C1'-N1	7.39	114.11	108.20
5	A	2528	C	O4'-C1'-N1	7.39	114.11	108.20
6	B	50	A	O4'-C1'-N9	7.39	114.11	108.20
5	A	953	G	C5-C6-O6	-7.39	124.17	128.60
5	A	1245	G	C5-C6-O6	-7.39	124.17	128.60
5	A	2388	C	P-O5'-C5'	7.39	132.72	120.90
6	B	43	A	O4'-C1'-N9	7.39	114.11	108.20
5	A	66	C	O4'-C1'-N1	7.38	114.11	108.20
5	A	2249	G	O4'-C1'-N9	7.38	114.11	108.20
5	A	444	U	O4'-C1'-N1	7.38	114.11	108.20
5	A	976	U	C2-N1-C1'	7.38	126.56	117.70
6	B	84	G	O4'-C1'-N9	7.38	114.10	108.20
5	A	217	G	O4'-C1'-N9	7.38	114.10	108.20
5	A	2761	G	O4'-C1'-N9	7.38	114.10	108.20
5	A	1688	G	O4'-C1'-N9	7.38	114.10	108.20
5	A	2388	C	N3-C4-N4	7.38	123.16	118.00
6	B	42	G	C5-C6-O6	-7.38	124.17	128.60
5	A	1566	G	O4'-C1'-N9	7.38	114.10	108.20
5	A	2725	U	O4'-C1'-N1	7.38	114.10	108.20
5	A	729	G	O4'-C1'-N9	7.37	114.10	108.20
5	A	1409	C	O4'-C1'-N1	7.37	114.10	108.20
5	A	2149	G	C5-C6-O6	-7.37	124.18	128.60
5	A	2865	U	O4'-C1'-N1	7.37	114.10	108.20
5	A	2379	C	O4'-C1'-N1	7.37	114.10	108.20
5	A	1816	A	C4-C5-C6	7.37	120.69	117.00
5	A	2053	C	O4'-C1'-N1	7.37	114.10	108.20
5	A	635	C	O4'-C1'-N1	7.37	114.09	108.20
5	A	2896	U	O4'-C1'-N1	7.37	114.09	108.20
5	A	145	G	O4'-C1'-N9	7.36	114.09	108.20
5	A	2182	G	C5-C6-O6	-7.36	124.18	128.60
5	A	44	A	O4'-C1'-N9	7.36	114.09	108.20
5	A	103	U	O4'-C1'-N1	7.36	114.09	108.20
5	A	113	U	O4'-C1'-N1	7.36	114.09	108.20

Continued on next page...

Continued from previous page...

Mol	Chain	Res	Type	Atoms	Z	Observed(°)	Ideal(°)
5	A	379	C	O4'-C1'-N1	7.36	114.09	108.20
5	A	817	G	C5-C6-O6	-7.36	124.18	128.60
5	A	2024	U	O4'-C1'-N1	7.36	114.09	108.20
5	A	2605	G	C5-C6-O6	-7.36	124.18	128.60
5	A	2834	A	O4'-C1'-N9	7.36	114.09	108.20
5	A	1478	G	C5-C6-O6	-7.36	124.19	128.60
5	A	2301	U	O4'-C1'-N1	7.36	114.09	108.20
5	A	2633	U	O4'-C1'-N1	7.36	114.09	108.20
5	A	2254	A	C4-C5-C6	7.36	120.68	117.00
5	A	2502	U	O4'-C1'-N1	7.36	114.08	108.20
5	A	150	A	C5-C6-N6	-7.35	117.82	123.70
5	A	447	G	C5-C6-O6	-7.35	124.19	128.60
5	A	1015	G	O4'-C1'-N9	7.35	114.08	108.20
5	A	1219	C	C6-N1-C1'	-7.35	111.98	120.80
5	A	1615	A	O4'-C1'-N9	7.35	114.08	108.20
5	A	584	A	C5-C6-N1	-7.34	114.03	117.70
5	A	813	G	C5-C6-O6	-7.34	124.19	128.60
5	A	1435	U	O4'-C1'-N1	7.34	114.08	108.20
5	A	2004	G	O4'-C1'-N9	7.34	114.08	108.20
5	A	2561	G	O4'-C1'-N9	7.34	114.08	108.20
5	A	1723	A	O4'-C1'-N9	7.34	114.07	108.20
5	A	198	A	C5-C6-N6	-7.34	117.83	123.70
5	A	1077	G	C5-C6-O6	-7.34	124.20	128.60
5	A	789	C	O4'-C1'-N1	7.34	114.07	108.20
5	A	264	G	O4'-C1'-N9	7.33	114.07	108.20
5	A	1486	G	C5-C6-O6	-7.33	124.20	128.60
5	A	986	G	P-O5'-C5'	7.33	132.63	120.90
5	A	1553	A	O4'-C1'-N9	7.33	114.07	108.20
5	A	1939	G	O4'-C1'-N9	7.33	114.07	108.20
5	A	2672	G	C5-C6-O6	-7.33	124.20	128.60
6	B	61	U	O4'-C1'-N1	7.33	114.07	108.20
5	A	2477	A	O4'-C1'-N9	7.33	114.06	108.20
5	A	2524	G	C5-C6-O6	-7.33	124.20	128.60
5	A	653	A	O4'-C1'-N9	7.33	114.06	108.20
5	A	2343	A	O4'-C1'-N9	7.33	114.06	108.20
5	A	745	C	O4'-C1'-N1	7.33	114.06	108.20
5	A	1779	G	C5-C6-O6	-7.33	124.20	128.60
5	A	1362	G	C5-C6-O6	-7.33	124.20	128.60
5	A	451	C	N3-C4-N4	7.32	123.13	118.00
5	A	573	C	C6-N1-C2	-7.32	117.37	120.30
5	A	895	G	N1-C6-O6	7.32	124.29	119.90
5	A	1039	G	C5-C6-O6	-7.32	124.20	128.60

Continued on next page...

Continued from previous page...

Mol	Chain	Res	Type	Atoms	Z	Observed(°)	Ideal(°)
5	A	2800	C	O4'-C1'-N1	7.32	114.06	108.20
6	B	89	C	O4'-C1'-N1	7.32	114.06	108.20
5	A	546	G	O4'-C1'-N9	7.32	114.06	108.20
5	A	909	G	C5-C6-O6	-7.32	124.21	128.60
5	A	2774	C	O4'-C1'-N1	7.32	114.05	108.20
5	A	1095	C	O4'-C1'-N1	7.32	114.05	108.20
5	A	1940	U	P-O3'-C3'	7.31	128.48	119.70
5	A	490	A	O4'-C1'-N9	7.31	114.05	108.20
5	A	653	A	C4-C5-C6	7.31	120.66	117.00
5	A	860	U	O4'-C1'-N1	7.31	114.05	108.20
5	A	1673	G	C5-C6-O6	-7.31	124.21	128.60
5	A	2709	C	O4'-C1'-N1	7.31	114.05	108.20
5	A	2732	C	C6-N1-C1'	-7.31	112.03	120.80
5	A	2780	G	C5-C6-O6	-7.31	124.21	128.60
5	A	136	C	O4'-C1'-N1	7.31	114.05	108.20
5	A	1225	G	C5-C6-O6	-7.31	124.21	128.60
5	A	2888	C	O4'-C1'-N1	7.31	114.05	108.20
5	A	1308	A	O4'-C1'-N9	7.31	114.05	108.20
5	A	1978	G	O4'-C1'-N9	7.31	114.05	108.20
5	A	223	G	O4'-C1'-N9	7.31	114.05	108.20
5	A	1463	C	N3-C4-N4	7.31	123.11	118.00
5	A	2906	U	O4'-C1'-N1	7.31	114.05	108.20
5	A	1083	G	C5-C6-O6	-7.31	124.22	128.60
5	A	1787	G	O4'-C1'-N9	7.31	114.05	108.20
5	A	204	C	O4'-C1'-N1	7.30	114.04	108.20
5	A	1170	C	O4'-C1'-N1	7.30	114.04	108.20
5	A	2222	C	O4'-C1'-N1	7.30	114.04	108.20
5	A	2887	A	C5-C6-N6	-7.30	117.86	123.70
5	A	1988	G	C5-C6-O6	-7.30	124.22	128.60
5	A	1109	G	C5-C6-O6	-7.30	124.22	128.60
5	A	1490	A	C5-C6-N1	-7.30	114.05	117.70
5	A	2312	C	O4'-C1'-N1	7.30	114.04	108.20
5	A	2756	G	C5-C6-O6	-7.30	124.22	128.60
5	A	2728	U	O4'-C1'-N1	7.30	114.04	108.20
5	A	833	C	P-O3'-C3'	-7.30	110.94	119.70
5	A	2640	C	O4'-C1'-N1	7.30	114.04	108.20
5	A	579	G	C5-C6-O6	-7.29	124.22	128.60
5	A	925	A	O4'-C1'-N9	7.29	114.03	108.20
5	A	1329	C	O4'-C1'-N1	7.29	114.03	108.20
5	A	1922	C	O4'-C1'-N1	7.29	114.03	108.20
5	A	2021	G	C5-C6-O6	-7.29	124.22	128.60
5	A	2049	A	O4'-C1'-N9	7.29	114.03	108.20

Continued on next page...

Continued from previous page...

Mol	Chain	Res	Type	Atoms	Z	Observed(°)	Ideal(°)
5	A	2176	A	C4-C5-C6	7.29	120.65	117.00
5	A	271	C	O4'-C1'-N1	7.29	114.03	108.20
5	A	1296	G	O4'-C1'-N9	7.29	114.03	108.20
5	A	2045	U	O4'-C1'-N1	7.29	114.03	108.20
5	A	2707	C	P-O5'-C5'	7.29	132.57	120.90
5	A	215	G	C5-C6-O6	-7.29	124.23	128.60
5	A	2075	G	C5-C6-O6	-7.29	124.23	128.60
5	A	1226	U	O4'-C1'-N1	7.29	114.03	108.20
5	A	2606	A	C5-C6-N6	-7.29	117.87	123.70
5	A	496	A	C5-C6-N6	-7.29	117.87	123.70
5	A	2474	G	C5-C6-O6	-7.29	124.23	128.60
5	A	938	G	N1-C6-O6	7.28	124.27	119.90
5	A	425	C	O4'-C1'-N1	7.28	114.03	108.20
5	A	1800	C	N3-C4-N4	7.28	123.10	118.00
5	A	1875	G	O4'-C1'-N9	7.28	114.02	108.20
5	A	2660	G	C5-C6-O6	-7.28	124.23	128.60
5	A	2871	G	C5-C6-O6	-7.28	124.23	128.60
5	A	1857	G	N3-C2-N2	7.28	124.99	119.90
5	A	2669	G	C5-C6-O6	-7.28	124.23	128.60
5	A	2849	U	O4'-C1'-N1	7.27	114.02	108.20
5	A	597	G	C5-C6-O6	-7.27	124.24	128.60
5	A	1687	G	C5-C6-O6	-7.27	124.24	128.60
5	A	169	G	C5-C6-O6	-7.27	124.24	128.60
5	A	940	G	C5-C6-O6	-7.27	124.24	128.60
5	A	2649	C	N3-C4-N4	7.27	123.09	118.00
6	B	85	U	O4'-C1'-N1	7.27	114.02	108.20
5	A	1338	G	C5-C6-O6	-7.27	124.24	128.60
5	A	2873	G	P-O3'-C3'	7.27	128.42	119.70
5	A	2761	G	P-O5'-C5'	7.27	132.53	120.90
5	A	66	C	N3-C4-N4	7.26	123.08	118.00
5	A	96	G	C5-C6-O6	-7.26	124.24	128.60
5	A	895	G	O4'-C1'-N9	7.26	114.01	108.20
5	A	1836	G	O4'-C1'-N9	7.26	114.01	108.20
5	A	2918	G	C5-C6-O6	-7.26	124.24	128.60
5	A	424	G	C5-C6-O6	-7.26	124.24	128.60
5	A	438	A	C5-C6-N6	-7.26	117.89	123.70
5	A	1101	G	O4'-C1'-N9	7.26	114.01	108.20
6	B	65	G	C5-C6-O6	-7.26	124.24	128.60
5	A	1921	C	O4'-C1'-N1	7.26	114.01	108.20
5	A	245	G	C5-C6-O6	-7.26	124.25	128.60
5	A	331	C	O4'-C1'-N1	7.26	114.01	108.20
5	A	1172	A	O4'-C1'-N9	7.26	114.01	108.20

Continued on next page...

Continued from previous page...

Mol	Chain	Res	Type	Atoms	Z	Observed(°)	Ideal(°)
5	A	1682	C	P-O5'-C5'	7.26	132.51	120.90
5	A	550	G	O4'-C1'-N9	7.26	114.01	108.20
5	A	2128	U	O4'-C1'-N1	7.26	114.01	108.20
5	A	2188	G	C5-C6-O6	-7.26	124.25	128.60
5	A	2856	G	C5-C6-O6	-7.25	124.25	128.60
5	A	43	G	C5-C6-O6	-7.25	124.25	128.60
5	A	2029	G	C5-C6-O6	-7.25	124.25	128.60
5	A	1619	A	C5-C6-N6	-7.25	117.90	123.70
5	A	369	A	O4'-C1'-N9	7.25	114.00	108.20
5	A	1283	U	O4'-C1'-N1	7.25	114.00	108.20
5	A	1848	A	C2'-C3'-O3'	7.25	125.45	109.50
5	A	859	C	O4'-C1'-N1	7.25	114.00	108.20
5	A	1654	A	O4'-C1'-N9	7.25	114.00	108.20
5	A	1587	U	O4'-C1'-N1	7.25	114.00	108.20
5	A	291	C	O4'-C1'-N1	7.24	114.00	108.20
5	A	600	A	C4-C5-C6	7.24	120.62	117.00
5	A	927	G	C5-C6-O6	-7.24	124.25	128.60
5	A	2632	G	C5-C6-O6	-7.24	124.25	128.60
5	A	1	G	C5-C6-O6	-7.24	124.26	128.60
5	A	215	G	O4'-C1'-N9	7.24	113.99	108.20
5	A	1153	G	C5-C6-O6	-7.24	124.26	128.60
5	A	2268	G	C5-C6-O6	-7.24	124.25	128.60
5	A	2302	A	C4-C5-C6	7.24	120.62	117.00
5	A	423	G	O4'-C1'-N9	7.24	113.99	108.20
6	B	99	A	C5-C6-N6	-7.24	117.91	123.70
5	A	531	C	O4'-C1'-N1	7.24	113.99	108.20
5	A	2761	G	C5-C6-O6	-7.24	124.26	128.60
5	A	137	G	C5-C6-O6	-7.24	124.26	128.60
5	A	998	G	O4'-C1'-N9	7.24	113.99	108.20
5	A	1292	G	O4'-C1'-N9	7.24	113.99	108.20
5	A	1622	C	O4'-C1'-N1	7.24	113.99	108.20
5	A	1634	U	O4'-C1'-N1	7.24	113.99	108.20
5	A	2196	U	O4'-C1'-N1	7.24	113.99	108.20
5	A	983	U	O4'-C1'-N1	7.23	113.99	108.20
5	A	2409	U	O4'-C1'-N1	7.23	113.99	108.20
5	A	20	C	O4'-C1'-N1	7.23	113.99	108.20
5	A	432	C	O4'-C1'-N1	7.23	113.99	108.20
5	A	1938	C	O4'-C1'-N1	7.23	113.99	108.20
5	A	2238	C	O4'-C1'-N1	7.23	113.99	108.20
5	A	595	G	C5-C6-O6	-7.23	124.26	128.60
5	A	25	U	O4'-C1'-N1	7.23	113.98	108.20
5	A	1300	G	C5-C6-O6	-7.23	124.26	128.60

Continued on next page...

Continued from previous page...

Mol	Chain	Res	Type	Atoms	Z	Observed(°)	Ideal(°)
5	A	1657	C	P-O3'-C3'	7.23	128.37	119.70
5	A	2346	C	O4'-C1'-N1	7.23	113.98	108.20
5	A	87	U	O4'-C1'-N1	7.23	113.98	108.20
5	A	583	G	O4'-C1'-N9	7.22	113.98	108.20
5	A	1061	A	C5-C6-N1	-7.22	114.09	117.70
5	A	1492	G	P-O3'-C3'	7.22	128.37	119.70
5	A	2785	U	O4'-C1'-N1	7.22	113.98	108.20
5	A	639	C	O4'-C1'-N1	7.22	113.97	108.20
5	A	1080	G	C5-C6-O6	-7.22	124.27	128.60
5	A	1943	C	C6-N1-C1'	-7.22	112.14	120.80
5	A	2686	A	O4'-C1'-N9	7.22	113.97	108.20
5	A	1841	G	C5-C6-O6	-7.22	124.27	128.60
5	A	2400	G	O4'-C1'-N9	7.22	113.97	108.20
5	A	941	U	P-O5'-C5'	7.21	132.44	120.90
5	A	458	G	C5-C6-O6	-7.21	124.27	128.60
5	A	1310	C	O4'-C1'-N1	7.21	113.97	108.20
5	A	1737	U	O4'-C1'-N1	7.21	113.97	108.20
5	A	2050	G	O4'-C1'-N9	7.21	113.97	108.20
5	A	710	G	C5-C6-O6	-7.21	124.27	128.60
5	A	342	A	N1-C6-N6	7.21	122.92	118.60
5	A	2554	G	C5-C6-O6	-7.21	124.28	128.60
5	A	807	G	O4'-C1'-N9	7.21	113.97	108.20
5	A	1333	C	O4'-C1'-N1	7.21	113.97	108.20
5	A	2081	G	C5-C6-O6	-7.21	124.28	128.60
6	B	77	G	C5-C6-O6	-7.21	124.28	128.60
5	A	1358	G	C5-C6-O6	-7.21	124.28	128.60
5	A	2899	C	O4'-C1'-N1	7.21	113.96	108.20
5	A	528	G	C5-C6-O6	-7.20	124.28	128.60
5	A	1067	A	C4-C5-C6	7.20	120.60	117.00
5	A	121	G	O4'-C1'-N9	7.20	113.96	108.20
5	A	2867	U	O4'-C1'-N1	7.20	113.96	108.20
5	A	778	C	N3-C4-N4	7.20	123.04	118.00
5	A	1013	U	O4'-C1'-N1	7.20	113.96	108.20
5	A	1813	A	O4'-C1'-N9	7.20	113.96	108.20
5	A	569	C	O4'-C1'-N1	7.20	113.96	108.20
5	A	2047	A	C5-C6-N6	-7.20	117.94	123.70
5	A	1821	G	O4'-C1'-N9	7.20	113.96	108.20
5	A	2488	A	C5-C6-N6	-7.20	117.94	123.70
5	A	647	A	O4'-C1'-N9	7.19	113.96	108.20
5	A	1007	G	C5-C6-O6	-7.19	124.28	128.60
5	A	1052	C	O4'-C1'-N1	7.19	113.95	108.20
5	A	2026	A	O4'-C1'-N9	7.19	113.95	108.20

Continued on next page...

Continued from previous page...

Mol	Chain	Res	Type	Atoms	Z	Observed(°)	Ideal(°)
5	A	533	C	O4'-C1'-N1	7.19	113.95	108.20
5	A	549	A	C4-C5-C6	7.18	120.59	117.00
5	A	1408	G	C5-C6-O6	-7.18	124.29	128.60
5	A	317	G	C5-C6-O6	-7.18	124.29	128.60
5	A	849	A	C5-C6-N6	-7.18	117.95	123.70
5	A	2263	G	C5-C6-O6	-7.18	124.29	128.60
6	B	34	C	O4'-C1'-N1	7.18	113.95	108.20
5	A	949	U	O4'-C1'-N1	7.18	113.94	108.20
5	A	1675	A	C5-C6-N1	-7.18	114.11	117.70
5	A	1342	G	C5-C6-O6	-7.18	124.29	128.60
5	A	1348	G	O4'-C1'-N9	7.18	113.94	108.20
5	A	2432	C	O4'-C1'-N1	7.18	113.94	108.20
5	A	775	G	C5-C6-O6	-7.18	124.29	128.60
6	B	16	G	O4'-C1'-N9	7.18	113.94	108.20
5	A	2773	G	C5-C6-O6	-7.18	124.29	128.60
5	A	2825	C	O4'-C1'-N1	7.18	113.94	108.20
5	A	453	G	O4'-C1'-N9	7.17	113.94	108.20
5	A	599	G	C5-C6-O6	-7.17	124.30	128.60
5	A	870	A	O4'-C1'-N9	7.17	113.94	108.20
5	A	1419	G	O4'-C1'-N9	7.17	113.94	108.20
5	A	2836	G	C5-C6-O6	-7.17	124.30	128.60
5	A	857	U	O4'-C1'-N1	7.17	113.94	108.20
5	A	93	C	O4'-C1'-N1	7.17	113.94	108.20
5	A	2676	U	O4'-C1'-N1	7.17	113.94	108.20
5	A	1314	A	O4'-C1'-N9	7.17	113.93	108.20
6	B	59	U	O4'-C1'-N1	7.17	113.94	108.20
5	A	1116	A	O4'-C1'-N9	7.17	113.93	108.20
5	A	611	U	O4'-C1'-N1	7.17	113.93	108.20
5	A	2720	C	N3-C4-N4	7.17	123.02	118.00
5	A	436	A	O4'-C1'-N9	7.16	113.93	108.20
5	A	807	G	C5-C6-O6	-7.16	124.30	128.60
5	A	2650	G	C5-C6-O6	-7.16	124.30	128.60
5	A	1026	A	O4'-C1'-N9	7.16	113.93	108.20
5	A	1493	C	O4'-C1'-N1	7.16	113.93	108.20
5	A	405	U	O4'-C1'-N1	7.16	113.93	108.20
5	A	2443	G	C5-C6-O6	-7.16	124.31	128.60
5	A	260	A	C5-C6-N6	-7.16	117.97	123.70
5	A	2889	A	O4'-C1'-N9	7.16	113.93	108.20
5	A	1437	C	N3-C4-N4	7.16	123.01	118.00
5	A	2884	G	O4'-C1'-N9	7.16	113.92	108.20
6	B	52	G	C5-C6-O6	-7.16	124.31	128.60
5	A	1327	U	O4'-C1'-N1	7.15	113.92	108.20

Continued on next page...

Continued from previous page...

Mol	Chain	Res	Type	Atoms	Z	Observed(°)	Ideal(°)
5	A	189	G	C5-C6-O6	-7.15	124.31	128.60
5	A	585	G	C5-C6-O6	-7.15	124.31	128.60
5	A	1051	C	N3-C4-N4	7.15	123.00	118.00
5	A	1651	G	C5-C6-O6	-7.15	124.31	128.60
5	A	2581	U	O4'-C1'-N1	7.15	113.92	108.20
5	A	2746	G	O4'-C1'-N9	7.15	113.92	108.20
5	A	2833	U	C5'-C4'-O4'	7.15	117.68	109.10
5	A	1853	G	C5-C6-O6	-7.14	124.31	128.60
5	A	2460	U	O4'-C1'-N1	7.14	113.92	108.20
5	A	421	A	C4-C5-C6	7.14	120.57	117.00
5	A	1690	G	C5-C6-O6	-7.14	124.31	128.60
5	A	16	G	O4'-C1'-N9	7.14	113.91	108.20
5	A	1191	C	O4'-C1'-N1	7.14	113.91	108.20
5	A	1834	C	O4'-C1'-N1	7.14	113.91	108.20
5	A	106	G	C5-C6-O6	-7.14	124.32	128.60
5	A	698	C	O4'-C1'-N1	7.14	113.91	108.20
5	A	2650	G	O4'-C1'-N9	7.14	113.91	108.20
5	A	340	U	O4'-C1'-N1	7.13	113.91	108.20
5	A	746	A	C4-C5-C6	7.13	120.57	117.00
5	A	1309	G	C5-C6-O6	-7.13	124.32	128.60
5	A	1848	A	P-O3'-C3'	7.13	128.26	119.70
5	A	2516	G	C5-C6-O6	-7.13	124.32	128.60
6	B	19	G	O4'-C1'-N9	7.13	113.91	108.20
5	A	715	A	O4'-C1'-N9	7.13	113.90	108.20
5	A	1554	U	P-O5'-C5'	7.13	132.31	120.90
5	A	2778	A	C4-C5-C6	7.13	120.56	117.00
5	A	1593	A	C4-C5-C6	7.13	120.56	117.00
5	A	14	A	O4'-C1'-N9	7.13	113.90	108.20
5	A	2244	G	O4'-C1'-N9	7.13	113.90	108.20
5	A	146	U	O4'-C1'-N1	7.12	113.90	108.20
5	A	289	C	O4'-C1'-N1	7.12	113.90	108.20
5	A	420	U	O4'-C1'-N1	7.12	113.90	108.20
5	A	450	U	P-O3'-C3'	7.12	128.25	119.70
5	A	2771	G	O4'-C1'-N9	7.12	113.90	108.20
5	A	11	G	C5-C6-O6	-7.12	124.33	128.60
5	A	775	G	O4'-C1'-N9	7.12	113.89	108.20
5	A	984	G	C5-C6-O6	-7.12	124.33	128.60
5	A	2116	G	O4'-C1'-N9	7.12	113.89	108.20
5	A	294	G	C5-C6-O6	-7.11	124.33	128.60
5	A	1366	C	O4'-C1'-N1	7.11	113.89	108.20
5	A	2052	A	O4'-C1'-N9	7.11	113.89	108.20
5	A	2690	G	O4'-C1'-N9	7.11	113.89	108.20

Continued on next page...

Continued from previous page...

Mol	Chain	Res	Type	Atoms	Z	Observed(°)	Ideal(°)
5	A	2710	C	C2-N1-C1'	7.11	126.62	118.80
5	A	189	G	O4'-C1'-N9	7.11	113.89	108.20
5	A	1373	U	O4'-C1'-N1	7.11	113.89	108.20
5	A	105	C	O4'-C1'-N1	7.11	113.89	108.20
5	A	262	G	O4'-C1'-N9	7.11	113.89	108.20
5	A	1186	C	O4'-C1'-N1	7.11	113.89	108.20
5	A	2207	C	C2-N1-C1'	7.11	126.62	118.80
6	B	97	A	C4-C5-C6	7.11	120.55	117.00
5	A	452	C	O4'-C1'-N1	7.11	113.89	108.20
5	A	848	G	C5-C6-O6	-7.11	124.34	128.60
5	A	2368	G	C5-C6-O6	-7.11	124.34	128.60
5	A	948	A	C4-C5-C6	7.10	120.55	117.00
5	A	1420	G	C5-C6-O6	-7.10	124.34	128.60
5	A	2627	A	O4'-C1'-N9	7.10	113.88	108.20
5	A	867	A	C4-C5-C6	7.10	120.55	117.00
5	A	920	G	O4'-C1'-N9	7.10	113.88	108.20
5	A	1769	G	C5-C6-O6	-7.10	124.34	128.60
5	A	2660	G	O4'-C1'-N9	7.10	113.88	108.20
5	A	222	A	O4'-C1'-N9	7.10	113.88	108.20
5	A	354	A	O4'-C1'-N9	7.10	113.88	108.20
5	A	1277	A	O4'-C1'-N9	7.10	113.88	108.20
5	A	1449	C	C5'-C4'-C3'	-7.10	104.64	116.00
5	A	1588	A	P-O3'-C3'	7.10	128.22	119.70
5	A	27	G	C5-C6-O6	-7.09	124.34	128.60
5	A	263	G	C5-C6-O6	-7.09	124.34	128.60
5	A	1925	A	C5-C6-N6	-7.09	118.02	123.70
5	A	2264	G	C5-C6-O6	-7.09	124.34	128.60
6	B	52	G	O4'-C1'-N9	7.09	113.88	108.20
5	A	153	C	O4'-C1'-N1	7.09	113.87	108.20
6	B	33	U	O4'-C1'-N1	7.09	113.87	108.20
5	A	1451	U	O4'-C1'-N1	7.09	113.87	108.20
5	A	1491	A	C4-C5-C6	7.09	120.55	117.00
6	B	1	U	O4'-C1'-N1	7.09	113.87	108.20
5	A	111	U	O4'-C1'-N1	7.09	113.87	108.20
5	A	214	G	O4'-C1'-N9	7.09	113.87	108.20
5	A	475	A	C5-C6-N6	-7.09	118.03	123.70
5	A	787	C	O4'-C1'-N1	7.09	113.87	108.20
5	A	667	A	C4-C5-C6	7.09	120.54	117.00
5	A	839	G	C5-C6-O6	-7.09	124.35	128.60
5	A	858	U	O4'-C1'-N1	7.09	113.87	108.20
5	A	1386	G	C5-C6-O6	-7.09	124.35	128.60
5	A	351	G	O4'-C1'-N9	7.08	113.87	108.20

Continued on next page...

Continued from previous page...

Mol	Chain	Res	Type	Atoms	Z	Observed(°)	Ideal(°)
5	A	1508	C	O4'-C1'-N1	7.08	113.87	108.20
5	A	854	U	O4'-C1'-N1	7.08	113.87	108.20
5	A	2497	A	O4'-C1'-N9	7.08	113.87	108.20
5	A	527	A	C5-C6-N1	-7.08	114.16	117.70
5	A	758	A	C4-C5-C6	7.08	120.54	117.00
5	A	1979	G	C5-C6-O6	-7.08	124.35	128.60
5	A	2202	A	C4-C5-C6	7.08	120.54	117.00
5	A	2434	G	O4'-C1'-N9	7.08	113.87	108.20
6	B	69	C	O4'-C1'-N1	7.08	113.86	108.20
5	A	845	G	C5-C6-O6	-7.08	124.35	128.60
5	A	442	C	O4'-C1'-N1	7.08	113.86	108.20
5	A	493	G	O4'-C1'-N9	7.08	113.86	108.20
5	A	914	C	O4'-C1'-N1	7.08	113.86	108.20
5	A	1482	G	C5-C6-O6	-7.08	124.35	128.60
5	A	2627	A	C4-C5-C6	7.08	120.54	117.00
5	A	2596	G	C5-C6-O6	-7.07	124.36	128.60
5	A	378	C	P-O5'-C5'	7.07	132.22	120.90
5	A	541	G	C5-C6-O6	-7.07	124.36	128.60
5	A	966	U	O4'-C1'-N1	7.07	113.86	108.20
5	A	2888	C	N3-C4-N4	7.07	122.95	118.00
5	A	1161	A	O4'-C1'-N9	7.07	113.86	108.20
5	A	100	U	P-O3'-C3'	7.07	128.18	119.70
5	A	322	A	C4-C5-C6	7.07	120.53	117.00
5	A	1704	U	O4'-C1'-N1	7.07	113.85	108.20
5	A	2429	G	C5-C6-O6	-7.07	124.36	128.60
5	A	903	G	O4'-C1'-N9	7.07	113.85	108.20
5	A	2763	C	O4'-C1'-N1	7.07	113.85	108.20
5	A	1231	G	C5-C6-O6	-7.06	124.36	128.60
5	A	1325	A	C4-C5-C6	7.06	120.53	117.00
5	A	351	G	N3-C2-N2	7.06	124.84	119.90
5	A	1550	C	N3-C4-N4	7.06	122.94	118.00
6	B	100	G	O4'-C1'-N9	7.06	113.85	108.20
5	A	992	G	C5-C6-O6	-7.06	124.36	128.60
5	A	1597	C	O4'-C1'-N1	7.06	113.85	108.20
5	A	1804	U	O4'-C1'-N1	7.06	113.85	108.20
5	A	2224	U	O4'-C1'-N1	7.06	113.85	108.20
5	A	847	A	O4'-C1'-N9	7.06	113.85	108.20
5	A	225	A	C4-C5-C6	7.06	120.53	117.00
5	A	748	G	C5-C6-O6	-7.06	124.37	128.60
5	A	1673	G	O4'-C1'-N9	7.06	113.84	108.20
5	A	2397	C	O4'-C1'-N1	7.06	113.84	108.20
6	B	21	G	O4'-C1'-N9	7.05	113.84	108.20

Continued on next page...

Continued from previous page...

Mol	Chain	Res	Type	Atoms	Z	Observed(°)	Ideal(°)
5	A	595	G	O4'-C1'-N9	7.05	113.84	108.20
5	A	1184	G	C5-C6-O6	-7.05	124.37	128.60
5	A	1662	C	N3-C4-N4	7.05	122.94	118.00
5	A	116	G	O4'-C1'-N9	7.05	113.84	108.20
5	A	2545	G	O4'-C1'-N9	7.05	113.84	108.20
5	A	2886	C	N3-C4-N4	7.05	122.94	118.00
5	A	2924	A	C4-C5-C6	7.05	120.53	117.00
5	A	2221	C	O4'-C1'-N1	7.05	113.84	108.20
5	A	1996	C	O4'-C1'-N1	7.05	113.84	108.20
5	A	419	G	P-O3'-C3'	7.05	128.16	119.70
5	A	1135	G	O4'-C1'-N9	7.05	113.84	108.20
5	A	1760	A	O4'-C1'-N9	7.05	113.84	108.20
5	A	2006	A	C4-C5-C6	7.05	120.52	117.00
5	A	2245	G	C5-C6-O6	-7.05	124.37	128.60
6	B	45	C	O4'-C1'-N1	7.04	113.84	108.20
5	A	1630	G	O4'-C1'-N9	7.04	113.84	108.20
5	A	2733	C	P-O5'-C5'	7.04	132.17	120.90
5	A	1960	U	O4'-C1'-N1	7.04	113.83	108.20
5	A	2206	C	O4'-C1'-N1	7.04	113.83	108.20
5	A	2370	G	C5-C6-O6	-7.04	124.38	128.60
5	A	716	G	C4-N9-C1'	7.04	135.65	126.50
5	A	1261	C	O4'-C1'-N1	7.04	113.83	108.20
5	A	1316	A	O4'-C1'-N9	7.04	113.83	108.20
5	A	1831	A	C4-C5-C6	7.04	120.52	117.00
5	A	624	C	O4'-C1'-N1	7.04	113.83	108.20
5	A	2025	C	O4'-C1'-N1	7.04	113.83	108.20
5	A	2859	G	C4-N9-C1'	7.04	135.65	126.50
5	A	607	G	C5-C6-O6	-7.03	124.38	128.60
5	A	771	U	O4'-C1'-N1	7.03	113.83	108.20
5	A	1761	G	C5-C6-O6	-7.03	124.38	128.60
6	B	21	G	C5-C6-O6	-7.03	124.38	128.60
5	A	73	A	O4'-C1'-N9	7.03	113.83	108.20
5	A	506	U	O4'-C1'-N1	7.03	113.83	108.20
5	A	2736	G	C5-C6-O6	-7.03	124.38	128.60
5	A	1469	G	O4'-C1'-N9	7.03	113.83	108.20
5	A	45	G	P-O5'-C5'	7.03	132.15	120.90
5	A	23	G	C5-C6-O6	-7.03	124.38	128.60
5	A	1134	A	C4-C5-C6	7.03	120.51	117.00
5	A	1216	C	O4'-C1'-N1	7.03	113.82	108.20
5	A	1679	A	C4-C5-C6	7.03	120.51	117.00
5	A	2372	U	O4'-C1'-N1	7.03	113.82	108.20
5	A	2604	C	O4'-C1'-N1	7.03	113.82	108.20

Continued on next page...

Continued from previous page...

Mol	Chain	Res	Type	Atoms	Z	Observed(°)	Ideal(°)
5	A	981	C	O4'-C1'-N1	7.02	113.82	108.20
5	A	1597	C	N3-C4-N4	7.02	122.92	118.00
5	A	2381	A	C4-C5-C6	7.02	120.51	117.00
5	A	865	G	C5-C6-O6	-7.02	124.39	128.60
5	A	1238	G	O4'-C1'-N9	7.02	113.81	108.20
5	A	1018	G	C5-C6-O6	-7.02	124.39	128.60
5	A	2126	G	C5-C6-O6	-7.02	124.39	128.60
5	A	2666	U	O4'-C1'-N1	7.02	113.81	108.20
5	A	982	U	O4'-C1'-N1	7.01	113.81	108.20
5	A	2662	A	O4'-C1'-N9	7.01	113.81	108.20
6	B	5	G	O4'-C1'-N9	7.01	113.81	108.20
6	B	48	G	O4'-C1'-N9	7.01	113.81	108.20
5	A	245	G	O4'-C1'-N9	7.01	113.81	108.20
5	A	2328	G	C5-C6-O6	-7.01	124.39	128.60
5	A	2337	G	O4'-C1'-N9	7.01	113.81	108.20
5	A	2668	A	O4'-C1'-N9	7.01	113.81	108.20
6	B	13	A	O4'-C1'-N9	7.01	113.81	108.20
6	B	49	G	O4'-C1'-N9	7.01	113.81	108.20
6	B	66	C	O4'-C1'-N1	7.01	113.81	108.20
5	A	1230	A	C4-C5-C6	7.01	120.50	117.00
5	A	1345	U	O4'-C1'-N1	7.01	113.81	108.20
5	A	1598	C	O4'-C1'-N1	7.01	113.81	108.20
5	A	2052	A	C5-C6-N6	-7.01	118.09	123.70
5	A	2561	G	C5-C6-O6	-7.01	124.39	128.60
5	A	90	A	P-O3'-C3'	7.01	128.11	119.70
5	A	1568	G	C5-C6-O6	-7.01	124.39	128.60
5	A	2251	G	C5-C6-O6	-7.01	124.39	128.60
5	A	243	G	C5-C6-O6	-7.01	124.40	128.60
5	A	1666	U	O4'-C1'-N1	7.01	113.81	108.20
5	A	1800	C	O4'-C1'-N1	7.01	113.81	108.20
5	A	2338	A	O4'-C1'-N9	7.01	113.81	108.20
5	A	2435	C	O4'-C1'-N1	7.01	113.81	108.20
5	A	257	G	P-O5'-C5'	7.00	132.10	120.90
5	A	1658	G	O4'-C1'-N9	7.00	113.80	108.20
5	A	1746	A	C5-C6-N6	-7.00	118.10	123.70
5	A	1770	C	O4'-C1'-N1	7.00	113.80	108.20
5	A	2318	G	O4'-C1'-N9	7.00	113.80	108.20
5	A	2413	G	O4'-C1'-N9	7.00	113.80	108.20
5	A	2831	A	O4'-C1'-N9	7.00	113.80	108.20
5	A	2916	A	O4'-C1'-N9	7.00	113.80	108.20
5	A	9	U	P-O3'-C3'	7.00	128.10	119.70
5	A	1406	A	P-O3'-C3'	7.00	128.10	119.70

Continued on next page...

Continued from previous page...

Mol	Chain	Res	Type	Atoms	Z	Observed(°)	Ideal(°)
5	A	1924	C	N3-C4-N4	7.00	122.90	118.00
5	A	2360	G	O4'-C1'-N9	7.00	113.80	108.20
5	A	47	C	N3-C4-N4	7.00	122.90	118.00
5	A	697	G	C5-C6-O6	-7.00	124.40	128.60
5	A	706	C	N3-C4-N4	7.00	122.90	118.00
5	A	1247	G	O4'-C1'-N9	7.00	113.80	108.20
5	A	299	U	O4'-C1'-N1	7.00	113.80	108.20
5	A	1378	G	O4'-C1'-N9	7.00	113.80	108.20
5	A	2764	G	C5-C6-O6	-7.00	124.40	128.60
5	A	1285	G	O4'-C1'-N9	6.99	113.80	108.20
5	A	1530	G	C5-C6-O6	-6.99	124.40	128.60
5	A	1606	A	O4'-C1'-N9	6.99	113.80	108.20
5	A	1731	C	O4'-C1'-N1	6.99	113.80	108.20
5	A	892	U	O4'-C1'-N1	6.99	113.79	108.20
5	A	929	G	C5-C6-O6	-6.99	124.41	128.60
5	A	1436	U	O4'-C1'-N1	6.99	113.79	108.20
5	A	1599	U	O4'-C1'-N1	6.99	113.79	108.20
5	A	2027	A	P-O5'-C5'	6.99	132.08	120.90
5	A	90	A	O4'-C1'-N9	6.99	113.79	108.20
5	A	1032	C	P-O5'-C5'	6.99	132.08	120.90
5	A	1532	A	C5-C6-N6	-6.99	118.11	123.70
5	A	259	A	C4-C5-C6	6.99	120.49	117.00
5	A	1786	U	O4'-C1'-N1	6.99	113.79	108.20
5	A	2538	G	O4'-C1'-N9	6.99	113.79	108.20
6	B	119	G	C5-C6-O6	-6.99	124.41	128.60
5	A	677	A	P-O3'-C3'	6.98	128.08	119.70
5	A	2566	U	O4'-C1'-N1	6.98	113.79	108.20
5	A	264	G	C5-C6-O6	-6.98	124.41	128.60
5	A	1271	U	O4'-C1'-N1	6.98	113.79	108.20
5	A	1413	G	C5-C6-O6	-6.98	124.41	128.60
5	A	1588	A	C5-C6-N1	-6.98	114.21	117.70
5	A	2001	G	O4'-C1'-N9	6.98	113.79	108.20
5	A	2192	U	P-O3'-C3'	6.98	128.08	119.70
5	A	1590	C	C2-N1-C1'	6.98	126.48	118.80
5	A	2853	C	O4'-C1'-N1	6.98	113.78	108.20
6	B	94	G	O4'-C1'-N9	6.98	113.78	108.20
5	A	143	G	C5-C6-O6	-6.97	124.42	128.60
5	A	9	U	O4'-C1'-N1	6.97	113.78	108.20
5	A	1519	C	O4'-C1'-N1	6.97	113.78	108.20
5	A	1803	C	O4'-C1'-N1	6.97	113.78	108.20
5	A	1850	A	C5-C6-N1	-6.97	114.21	117.70
5	A	2345	U	O4'-C1'-N1	6.97	113.78	108.20

Continued on next page...

Continued from previous page...

Mol	Chain	Res	Type	Atoms	Z	Observed(°)	Ideal(°)
5	A	757	C	O4'-C1'-N1	6.97	113.78	108.20
5	A	2830	A	C4-C5-C6	6.97	120.49	117.00
5	A	140	A	C4-C5-C6	6.97	120.48	117.00
5	A	214	G	C5-C6-O6	-6.97	124.42	128.60
5	A	230	A	C5-C6-N6	-6.97	118.12	123.70
5	A	471	G	O4'-C1'-N9	6.97	113.78	108.20
5	A	686	C	O4'-C1'-N1	6.97	113.78	108.20
5	A	2619	A	C4-C5-C6	6.97	120.48	117.00
5	A	1656	C	O4'-C1'-N1	6.97	113.78	108.20
5	A	1122	C	O4'-C1'-N1	6.97	113.77	108.20
5	A	1324	G	C5-C6-O6	-6.97	124.42	128.60
5	A	2330	A	O4'-C1'-N9	6.96	113.77	108.20
5	A	2498	A	O4'-C1'-N9	6.96	113.77	108.20
5	A	157	U	O4'-C1'-N1	6.96	113.77	108.20
5	A	205	U	O4'-C1'-N1	6.96	113.77	108.20
5	A	909	G	O4'-C1'-N9	6.96	113.77	108.20
5	A	1037	C	O4'-C1'-N1	6.96	113.77	108.20
5	A	1343	C	N3-C4-N4	6.96	122.87	118.00
5	A	1353	C	N3-C4-C5	-6.96	119.12	121.90
5	A	1627	A	P-O3'-C3'	6.96	128.05	119.70
5	A	2194	G	C5-C6-O6	-6.96	124.42	128.60
5	A	2457	G	C5-C6-O6	-6.96	124.42	128.60
5	A	262	G	C5-C6-O6	-6.96	124.42	128.60
5	A	2445	C	N3-C4-N4	6.96	122.87	118.00
5	A	1572	G	O4'-C1'-N9	6.96	113.77	108.20
5	A	206	A	C4-C5-C6	6.96	120.48	117.00
5	A	1107	U	O4'-C1'-N1	6.96	113.77	108.20
5	A	1576	G	N1-C6-O6	6.96	124.07	119.90
5	A	1983	G	C5-C6-O6	-6.96	124.43	128.60
5	A	2288	G	O4'-C1'-N9	6.96	113.77	108.20
5	A	679	A	C4-C5-C6	6.96	120.48	117.00
5	A	1548	U	O4'-C1'-N1	6.96	113.76	108.20
5	A	1695	A	O4'-C1'-N9	6.96	113.76	108.20
5	A	1533	A	C5-C6-N6	-6.95	118.14	123.70
5	A	1591	G	C5-C6-O6	-6.95	124.43	128.60
5	A	2044	A	C5-C6-N6	-6.95	118.14	123.70
5	A	86	C	O4'-C1'-N1	6.95	113.76	108.20
5	A	1048	G	O4'-C1'-N9	6.95	113.76	108.20
5	A	1740	G	C5-C6-O6	-6.95	124.43	128.60
5	A	42	G	C5-C6-O6	-6.95	124.43	128.60
5	A	1424	A	O4'-C1'-N9	6.95	113.76	108.20
5	A	2733	C	O4'-C1'-N1	6.95	113.76	108.20

Continued on next page...

Continued from previous page...

Mol	Chain	Res	Type	Atoms	Z	Observed(°)	Ideal(°)
5	A	880	C	N3-C4-N4	6.95	122.86	118.00
5	A	744	C	N3-C4-N4	6.95	122.86	118.00
5	A	1092	A	O4'-C1'-N9	6.95	113.76	108.20
5	A	233	G	C5-C6-O6	-6.94	124.43	128.60
5	A	766	C	N3-C4-N4	6.94	122.86	118.00
5	A	1307	U	O4'-C1'-N1	6.94	113.75	108.20
5	A	2534	G	C5-C6-O6	-6.94	124.43	128.60
5	A	516	G	C5-C6-O6	-6.94	124.43	128.60
5	A	957	A	O4'-C1'-N9	6.94	113.75	108.20
5	A	1137	G	C5-C6-O6	-6.94	124.44	128.60
5	A	194	A	O4'-C1'-N9	6.94	113.75	108.20
5	A	284	C	O4'-C1'-N1	6.94	113.75	108.20
5	A	951	C	O4'-C1'-N1	6.94	113.75	108.20
5	A	1502	G	C5-C6-O6	-6.94	124.44	128.60
5	A	1853	G	O4'-C1'-N9	6.94	113.75	108.20
5	A	1939	G	C5-C6-O6	-6.94	124.44	128.60
5	A	1840	G	O4'-C1'-N9	6.94	113.75	108.20
5	A	2442	G	O4'-C1'-N9	6.94	113.75	108.20
5	A	2607	G	O4'-C1'-N9	6.94	113.75	108.20
5	A	119	U	O4'-C1'-N1	6.94	113.75	108.20
5	A	161	A	C4-C5-C6	6.93	120.47	117.00
5	A	2624	G	O4'-C1'-N9	6.93	113.75	108.20
5	A	269	G	O4'-C1'-N9	6.93	113.75	108.20
5	A	787	C	N3-C4-N4	6.93	122.85	118.00
5	A	1022	G	C5-C6-O6	-6.93	124.44	128.60
5	A	1102	G	C5-C6-O6	-6.93	124.44	128.60
5	A	1369	C	C6-N1-C2	-6.93	117.53	120.30
5	A	1516	A	O4'-C1'-N9	6.93	113.75	108.20
5	A	2792	G	C5-C6-O6	-6.93	124.44	128.60
5	A	1250	G	C5-C6-O6	-6.93	124.44	128.60
5	A	2697	G	C5-C6-O6	-6.93	124.44	128.60
5	A	193	A	C4-C5-C6	6.93	120.47	117.00
5	A	291	C	N3-C4-C5	-6.93	119.13	121.90
5	A	427	G	C5-C6-O6	-6.93	124.44	128.60
5	A	947	A	C4-C5-C6	6.93	120.47	117.00
5	A	1218	U	O4'-C1'-N1	6.93	113.74	108.20
5	A	1287	A	O4'-C1'-N9	6.93	113.74	108.20
5	A	1397	G	O4'-C1'-N9	6.93	113.74	108.20
5	A	1015	G	C5-C6-O6	-6.93	124.44	128.60
5	A	412	A	O4'-C1'-N9	6.93	113.74	108.20
5	A	1789	A	C4-C5-C6	6.93	120.46	117.00
5	A	2609	U	O4'-C1'-N1	6.93	113.74	108.20

Continued on next page...

Continued from previous page...

Mol	Chain	Res	Type	Atoms	Z	Observed(°)	Ideal(°)
5	A	1376	G	C5-C6-O6	-6.92	124.44	128.60
5	A	1157	A	C5-C6-N6	-6.92	118.16	123.70
5	A	270	C	O4'-C1'-N1	6.92	113.74	108.20
5	A	1757	G	C5-C6-O6	-6.92	124.45	128.60
5	A	2175	C	O4'-C1'-N1	6.92	113.74	108.20
5	A	2347	G	C5-C6-O6	-6.92	124.45	128.60
5	A	2504	C	O4'-C1'-N1	6.92	113.74	108.20
5	A	2654	G	O4'-C1'-N9	6.92	113.74	108.20
5	A	910	A	C5-C6-N6	-6.92	118.16	123.70
5	A	1440	G	C5-C6-O6	-6.92	124.45	128.60
5	A	1860	G	O4'-C1'-N9	6.92	113.74	108.20
5	A	2737	G	C5-C6-O6	-6.92	124.45	128.60
5	A	297	G	C5-C6-O6	-6.92	124.45	128.60
5	A	713	G	C5-C6-O6	-6.92	124.45	128.60
5	A	1522	U	O4'-C1'-N1	6.92	113.73	108.20
5	A	1567	U	O4'-C1'-N1	6.92	113.73	108.20
6	B	19	G	C5-C6-O6	-6.92	124.45	128.60
5	A	694	G	O4'-C1'-N9	6.92	113.73	108.20
6	B	10	G	C5-C6-O6	-6.92	124.45	128.60
5	A	429	A	O4'-C1'-N9	6.92	113.73	108.20
5	A	586	C	N3-C4-N4	6.92	122.84	118.00
5	A	130	A	O4'-C1'-N9	6.91	113.73	108.20
5	A	168	A	C4-C5-C6	6.91	120.46	117.00
5	A	250	G	C5-C6-O6	-6.91	124.45	128.60
5	A	684	G	C5-C6-O6	-6.91	124.45	128.60
5	A	1026	A	C4-C5-C6	6.91	120.46	117.00
5	A	1753	C	P-O5'-C5'	6.91	131.96	120.90
5	A	682	G	C5-C6-O6	-6.91	124.45	128.60
5	A	496	A	C4-C5-C6	6.91	120.46	117.00
5	A	552	G	C5-C6-O6	-6.91	124.45	128.60
5	A	1578	G	C5-C6-O6	-6.91	124.45	128.60
5	A	1792	G	C5-C6-O6	-6.91	124.45	128.60
5	A	2636	G	O4'-C1'-N9	6.91	113.73	108.20
5	A	376	A	C2'-C3'-O3'	6.91	124.75	113.70
5	A	1090	U	O4'-C1'-N1	6.91	113.73	108.20
5	A	1177	G	C5-C6-O6	-6.91	124.45	128.60
5	A	1746	A	C4-C5-C6	6.91	120.45	117.00
5	A	2614	U	C2-N1-C1'	6.91	125.99	117.70
5	A	1942	A	O4'-C1'-N9	6.91	113.73	108.20
5	A	140	A	O4'-C1'-N9	6.91	113.72	108.20
5	A	2707	C	N3-C4-N4	6.91	122.83	118.00
5	A	2130	G	C5-C6-O6	-6.90	124.46	128.60

Continued on next page...

Continued from previous page...

Mol	Chain	Res	Type	Atoms	Z	Observed(°)	Ideal(°)
5	A	2	G	C5-C6-O6	-6.90	124.46	128.60
5	A	576	G	C5-C6-O6	-6.90	124.46	128.60
5	A	1093	G	C5-C6-O6	-6.90	124.46	128.60
5	A	2624	G	C5-C6-O6	-6.90	124.46	128.60
5	A	2760	G	C5-C6-O6	-6.90	124.46	128.60
5	A	1601	A	C4-C5-C6	6.90	120.45	117.00
5	A	2090	G	C5-C6-O6	-6.90	124.46	128.60
5	A	2122	G	C5-C6-O6	-6.90	124.46	128.60
5	A	1243	A	O4'-C1'-N9	6.90	113.72	108.20
5	A	2557	U	O4'-C1'-N1	6.90	113.72	108.20
5	A	280	G	O4'-C1'-N9	6.90	113.72	108.20
5	A	1280	G	N3-C2-N2	6.90	124.73	119.90
5	A	1306	G	C5-C6-O6	-6.90	124.46	128.60
5	A	1735	A	C4-C5-C6	6.90	120.45	117.00
5	A	2376	C	O4'-C1'-N1	6.90	113.72	108.20
5	A	1275	G	C5-C6-O6	-6.90	124.46	128.60
5	A	1745	A	O4'-C1'-N9	6.90	113.72	108.20
5	A	412	A	C4-C5-C6	6.89	120.45	117.00
5	A	1103	A	C4-C5-C6	6.89	120.45	117.00
5	A	2560	A	C4-C5-C6	6.89	120.45	117.00
5	A	432	C	N3-C4-N4	6.89	122.82	118.00
5	A	525	A	O4'-C1'-N9	6.89	113.71	108.20
5	A	1938	C	N3-C4-N4	6.89	122.83	118.00
5	A	2860	A	C5-C6-N6	-6.89	118.19	123.70
5	A	446	G	C5-C6-O6	-6.89	124.47	128.60
5	A	1243	A	C5-C6-N1	-6.89	114.26	117.70
5	A	111	U	P-O3'-C3'	6.89	127.96	119.70
5	A	619	A	C5-C6-N6	-6.89	118.19	123.70
5	A	1329	C	N3-C4-N4	6.89	122.82	118.00
5	A	1566	G	C5-C6-O6	-6.89	124.47	128.60
5	A	1724	A	C4-C5-C6	6.89	120.44	117.00
5	A	2036	U	O4'-C1'-N1	6.89	113.71	108.20
5	A	2134	A	C5-C6-N6	-6.89	118.19	123.70
5	A	2695	C	P-O5'-C5'	6.89	131.92	120.90
5	A	1788	A	C4-C5-C6	6.88	120.44	117.00
5	A	2610	G	C5-C6-O6	-6.88	124.47	128.60
5	A	965	A	N1-C6-N6	6.88	122.73	118.60
5	A	997	C	N3-C4-N4	6.88	122.82	118.00
5	A	1419	G	N1-C6-O6	6.88	124.03	119.90
6	B	35	C	O4'-C1'-N1	6.88	113.70	108.20
5	A	737	C	N3-C4-N4	6.88	122.81	118.00
5	A	842	C	N3-C4-N4	6.88	122.81	118.00

Continued on next page...

Continued from previous page...

Mol	Chain	Res	Type	Atoms	Z	Observed(°)	Ideal(°)
5	A	2129	G	C5-C6-O6	-6.88	124.47	128.60
5	A	2607	G	C5-C6-O6	-6.88	124.47	128.60
5	A	292	U	O4'-C1'-N1	6.88	113.70	108.20
5	A	159	U	O4'-C1'-N1	6.87	113.70	108.20
5	A	1144	A	O4'-C1'-N9	6.87	113.70	108.20
5	A	2053	C	N3-C4-N4	6.87	122.81	118.00
5	A	1590	C	C6-N1-C1'	-6.87	112.56	120.80
5	A	287	G	C5-C6-O6	-6.87	124.48	128.60
5	A	648	G	C5-C6-O6	-6.87	124.48	128.60
5	A	276	C	O4'-C1'-N1	6.87	113.69	108.20
5	A	1846	G	O4'-C1'-N9	6.87	113.69	108.20
5	A	2248	G	O4'-C1'-N9	6.87	113.69	108.20
5	A	2658	A	O4'-C1'-N9	6.87	113.69	108.20
5	A	617	G	C5-C6-O6	-6.86	124.48	128.60
5	A	1360	A	C4-C5-C6	6.86	120.43	117.00
5	A	1545	C	O4'-C1'-N1	6.86	113.69	108.20
5	A	1923	C	C6-N1-C2	-6.86	117.56	120.30
5	A	2636	G	C5-C6-O6	-6.86	124.48	128.60
5	A	881	U	O4'-C1'-N1	6.86	113.69	108.20
5	A	1164	C	O4'-C1'-N1	6.86	113.69	108.20
5	A	2842	U	O4'-C1'-N1	6.86	113.69	108.20
5	A	149	U	O4'-C1'-N1	6.86	113.69	108.20
5	A	2266	G	C5-C6-O6	-6.86	124.48	128.60
5	A	2856	G	O4'-C1'-N9	6.86	113.69	108.20
5	A	1209	G	C5-C6-O6	-6.86	124.49	128.60
5	A	1992	C	C6-N1-C1'	-6.86	112.57	120.80
5	A	2093	C	O4'-C1'-N1	6.86	113.69	108.20
5	A	2313	C	N3-C4-N4	6.86	122.80	118.00
5	A	2751	G	O4'-C1'-N9	6.86	113.69	108.20
5	A	55	G	C5-C6-O6	-6.86	124.49	128.60
5	A	85	G	C5-C6-O6	-6.86	124.49	128.60
5	A	1437	C	O4'-C1'-N1	6.85	113.68	108.20
5	A	2077	G	O4'-C1'-N9	6.85	113.68	108.20
5	A	374	A	O4'-C1'-N9	6.85	113.68	108.20
5	A	1854	G	C5-C6-O6	-6.85	124.49	128.60
5	A	45	G	C5-C6-O6	-6.85	124.49	128.60
5	A	565	U	O4'-C1'-N1	6.85	113.68	108.20
5	A	893	A	O4'-C1'-N9	6.85	113.68	108.20
5	A	1605	C	O4'-C1'-N1	6.85	113.68	108.20
5	A	2171	G	O4'-C1'-N9	6.85	113.68	108.20
5	A	887	C	N3-C4-N4	6.85	122.80	118.00
5	A	938	G	C5-C6-O6	-6.85	124.49	128.60

Continued on next page...

Continued from previous page...

Mol	Chain	Res	Type	Atoms	Z	Observed(°)	Ideal(°)
5	A	942	U	O4'-C1'-N1	6.85	113.68	108.20
5	A	1081	U	O4'-C1'-N1	6.85	113.68	108.20
5	A	1146	C	N3-C4-N4	6.85	122.80	118.00
5	A	2774	C	N3-C4-N4	6.85	122.79	118.00
5	A	2886	C	O4'-C1'-N1	6.85	113.68	108.20
5	A	1581	A	C4'-C3'-C2'	-6.85	95.75	102.60
5	A	2108	U	O4'-C1'-N1	6.85	113.68	108.20
5	A	1196	C	N3-C4-N4	6.85	122.79	118.00
5	A	1509	C	N3-C4-N4	6.85	122.79	118.00
5	A	1256	C	N3-C4-N4	6.84	122.79	118.00
6	B	91	C	N3-C4-N4	6.84	122.79	118.00
5	A	2197	G	C5-C6-O6	-6.84	124.49	128.60
5	A	141	U	C2-N1-C1'	6.84	125.91	117.70
5	A	1530	G	O4'-C1'-N9	6.84	113.67	108.20
5	A	1928	A	C4-C5-C6	6.84	120.42	117.00
5	A	1637	G	C5-C6-O6	-6.84	124.50	128.60
5	A	2441	A	C4-C5-C6	6.84	120.42	117.00
5	A	131	C	N3-C4-C5	-6.84	119.17	121.90
5	A	566	G	O4'-C1'-N9	6.84	113.67	108.20
5	A	2121	U	C2-N1-C1'	6.84	125.90	117.70
5	A	2680	C	N3-C4-N4	6.84	122.79	118.00
6	B	84	G	C5-C6-O6	-6.84	124.50	128.60
5	A	419	G	C5-C6-O6	-6.83	124.50	128.60
5	A	2890	U	O4'-C1'-N1	6.83	113.67	108.20
5	A	122	G	O4'-C1'-N9	6.83	113.67	108.20
5	A	2031	G	C5-C6-O6	-6.83	124.50	128.60
5	A	2140	U	O4'-C1'-N1	6.83	113.67	108.20
5	A	2337	G	C5-C6-O6	-6.83	124.50	128.60
5	A	2656	G	C5-C6-O6	-6.83	124.50	128.60
5	A	1267	G	C5-C6-O6	-6.83	124.50	128.60
5	A	1586	G	N1-C6-O6	6.83	124.00	119.90
5	A	1846	G	C5-C6-O6	-6.83	124.50	128.60
5	A	2659	G	C5-C6-O6	-6.83	124.50	128.60
5	A	56	A	C4-C5-C6	6.83	120.42	117.00
5	A	954	U	O4'-C1'-N1	6.83	113.66	108.20
5	A	1763	G	O4'-C1'-N9	6.83	113.66	108.20
5	A	2086	G	C5-C6-O6	-6.83	124.50	128.60
5	A	2253	G	C5-C6-O6	-6.83	124.50	128.60
5	A	252	C	O4'-C1'-N1	6.83	113.66	108.20
5	A	1143	U	O4'-C1'-N1	6.83	113.66	108.20
5	A	1874	G	O4'-C1'-N9	6.83	113.66	108.20
5	A	2453	C	O4'-C1'-N1	6.83	113.66	108.20

Continued on next page...

Continued from previous page...

Mol	Chain	Res	Type	Atoms	Z	Observed(°)	Ideal(°)
5	A	539	G	O4'-C1'-N9	6.82	113.66	108.20
5	A	901	U	O4'-C1'-N1	6.82	113.66	108.20
5	A	728	G	C5-C6-O6	-6.82	124.51	128.60
5	A	930	C	N3-C4-C5	-6.82	119.17	121.90
5	A	2143	A	C4-C5-C6	6.82	120.41	117.00
5	A	2331	U	O4'-C1'-N1	6.82	113.66	108.20
5	A	2370	G	O4'-C1'-N9	6.82	113.66	108.20
5	A	328	G	C5-C6-O6	-6.82	124.51	128.60
5	A	343	A	O4'-C1'-N9	6.82	113.66	108.20
5	A	603	G	O4'-C1'-N9	6.82	113.66	108.20
5	A	47	C	O4'-C1'-N1	6.82	113.65	108.20
5	A	166	A	C5-C6-N6	-6.82	118.25	123.70
5	A	974	A	C5-C6-N1	-6.82	114.29	117.70
5	A	1044	C	N3-C4-N4	6.82	122.77	118.00
5	A	1991	C	O4'-C1'-N1	6.82	113.65	108.20
5	A	2437	U	O4'-C1'-N1	6.82	113.65	108.20
6	B	57	G	C5-C6-O6	-6.82	124.51	128.60
5	A	63	G	C5-C6-O6	-6.82	124.51	128.60
5	A	656	A	O4'-C1'-N9	6.82	113.65	108.20
5	A	2704	A	C5-C6-N1	-6.82	114.29	117.70
5	A	743	U	O4'-C1'-N1	6.81	113.65	108.20
5	A	1190	A	C5-C6-N6	-6.81	118.25	123.70
5	A	2180	U	O4'-C1'-N1	6.81	113.65	108.20
5	A	242	U	O4'-C1'-N1	6.81	113.65	108.20
5	A	589	G	C5-C6-O6	-6.81	124.51	128.60
5	A	923	C	P-O5'-C5'	6.81	131.80	120.90
5	A	1648	A	C5-C6-N6	-6.81	118.25	123.70
5	A	792	G	C5-C6-O6	-6.81	124.51	128.60
5	A	896	A	O4'-C1'-N9	6.81	113.65	108.20
5	A	1962	G	C5-C6-O6	-6.81	124.51	128.60
5	A	2097	U	O4'-C1'-N1	6.81	113.65	108.20
5	A	2408	G	O4'-C1'-N9	6.81	113.65	108.20
5	A	2521	U	O4'-C1'-N1	6.81	113.65	108.20
5	A	2855	G	C5-C6-O6	-6.81	124.51	128.60
5	A	1442	A	O4'-C1'-N9	6.81	113.65	108.20
5	A	2188	G	P-O3'-C3'	6.81	127.87	119.70
5	A	1304	G	C5-C6-O6	-6.81	124.52	128.60
5	A	450	U	O4'-C1'-N1	6.81	113.64	108.20
5	A	457	G	C5-C6-O6	-6.81	124.52	128.60
5	A	900	U	O4'-C1'-N1	6.81	113.64	108.20
5	A	2247	C	N3-C4-N4	6.81	122.76	118.00
5	A	307	A	C4-C5-C6	6.80	120.40	117.00

Continued on next page...

Continued from previous page...

Mol	Chain	Res	Type	Atoms	Z	Observed(°)	Ideal(°)
5	A	703	G	C5-C6-O6	-6.80	124.52	128.60
5	A	1316	A	C5-C6-N1	-6.80	114.30	117.70
5	A	1322	G	C5-C6-O6	-6.80	124.52	128.60
5	A	1571	G	C5-C6-O6	-6.80	124.52	128.60
5	A	1580	A	C4-C5-C6	6.80	120.40	117.00
5	A	2822	C	N3-C4-N4	6.80	122.76	118.00
5	A	556	C	N3-C4-N4	6.80	122.76	118.00
5	A	590	U	O4'-C1'-N1	6.80	113.64	108.20
5	A	1479	G	C5-C6-O6	-6.80	124.52	128.60
5	A	1604	C	N3-C4-N4	6.80	122.76	118.00
5	A	1639	G	C5-C6-O6	-6.80	124.52	128.60
5	A	83	G	C5-C6-O6	-6.80	124.52	128.60
5	A	544	G	C5-C6-O6	-6.80	124.52	128.60
5	A	751	G	C5-C6-O6	-6.80	124.52	128.60
5	A	2054	C	N3-C4-N4	6.80	122.76	118.00
5	A	2466	C	O4'-C1'-N1	6.80	113.64	108.20
5	A	2674	G	C5-C6-O6	-6.80	124.52	128.60
5	A	2850	G	C5-C6-O6	-6.80	124.52	128.60
5	A	353	A	C5-C6-N1	-6.79	114.30	117.70
5	A	1487	G	P-O3'-C3'	6.79	127.85	119.70
5	A	347	G	O4'-C1'-N9	6.79	113.64	108.20
5	A	686	C	N3-C4-N4	6.79	122.75	118.00
5	A	1782	G	C5-C6-O6	-6.79	124.52	128.60
5	A	817	G	O4'-C1'-N9	6.79	113.63	108.20
5	A	1427	G	P-O5'-C5'	6.79	131.76	120.90
5	A	1741	G	O4'-C1'-N9	6.79	113.63	108.20
5	A	293	U	O4'-C1'-N1	6.79	113.63	108.20
5	A	411	G	C5'-C4'-C3'	-6.79	105.14	116.00
5	A	1658	G	P-O3'-C3'	6.79	127.85	119.70
6	B	98	G	C5-C6-O6	-6.79	124.53	128.60
6	B	114	A	C5-C6-N1	-6.79	114.31	117.70
5	A	487	G	C5-C6-O6	-6.79	124.53	128.60
5	A	789	C	N3-C4-C5	-6.79	119.19	121.90
5	A	922	A	C5-C6-N6	-6.79	118.27	123.70
5	A	2383	A	C4-C5-C6	6.79	120.39	117.00
5	A	2738	G	O4'-C1'-N9	6.79	113.63	108.20
5	A	2281	G	C5-C6-O6	-6.78	124.53	128.60
5	A	1407	G	C5-C6-O6	-6.78	124.53	128.60
5	A	1955	U	O4'-C1'-N1	6.78	113.63	108.20
5	A	1980	U	O4'-C1'-N1	6.78	113.62	108.20
5	A	156	A	C5-C6-N6	-6.78	118.28	123.70
5	A	1655	A	C5-C6-N6	-6.78	118.28	123.70

Continued on next page...

Continued from previous page...

Mol	Chain	Res	Type	Atoms	Z	Observed(°)	Ideal(°)
5	A	2732	C	N3-C4-N4	6.78	122.75	118.00
5	A	600	A	C5-C6-N6	-6.78	118.28	123.70
5	A	1100	A	C4-C5-C6	6.78	120.39	117.00
5	A	2181	C	N3-C4-N4	6.78	122.75	118.00
5	A	631	G	C5-C6-O6	-6.78	124.53	128.60
5	A	1572	G	C5-C6-O6	-6.78	124.53	128.60
5	A	1598	C	N3-C4-N4	6.78	122.75	118.00
5	A	1619	A	O4'-C1'-N9	6.78	113.62	108.20
5	A	153	C	C2-N1-C1'	6.78	126.25	118.80
5	A	1571	G	O4'-C1'-N9	6.78	113.62	108.20
5	A	1681	U	O4'-C1'-N1	6.78	113.62	108.20
5	A	2177	G	C5-C6-O6	-6.78	124.53	128.60
5	A	2572	G	O4'-C1'-N9	6.78	113.62	108.20
5	A	2913	U	O4'-C1'-N1	6.78	113.62	108.20
5	A	562	C	N3-C4-N4	6.77	122.74	118.00
5	A	569	C	N3-C4-N4	6.77	122.74	118.00
5	A	1276	G	C5-C6-O6	-6.77	124.54	128.60
5	A	2577	G	O4'-C1'-N9	6.77	113.62	108.20
5	A	1540	A	C4-C5-C6	6.77	120.38	117.00
6	B	102	A	C4-C5-C6	6.77	120.39	117.00
5	A	102	A	C4-C5-C6	6.77	120.38	117.00
5	A	701	G	C5-C6-O6	-6.77	124.54	128.60
5	A	811	A	C4-C5-C6	6.77	120.38	117.00
5	A	1577	C	N3-C4-C5	-6.77	119.19	121.90
5	A	1718	G	C5-C6-O6	-6.77	124.54	128.60
5	A	2227	A	C4-C5-C6	6.77	120.38	117.00
5	A	224	A	C4-C5-C6	6.77	120.38	117.00
5	A	361	G	C5-C6-O6	-6.77	124.54	128.60
5	A	69	C	O4'-C1'-N1	6.76	113.61	108.20
5	A	2525	C	P-O3'-C3'	6.76	127.82	119.70
5	A	905	G	C5-C6-O6	-6.76	124.54	128.60
5	A	1185	G	C5-C6-O6	-6.76	124.54	128.60
5	A	1424	A	C4-C5-C6	6.76	120.38	117.00
5	A	1781	C	P-O3'-C3'	-6.76	111.59	119.70
5	A	2506	C	P-O5'-C5'	-6.76	110.08	120.90
5	A	135	U	O4'-C1'-N1	6.76	113.61	108.20
5	A	1521	G	C5-C6-O6	-6.76	124.54	128.60
5	A	2058	G	O4'-C1'-N9	6.76	113.61	108.20
6	B	104	G	C5-C6-O6	-6.76	124.55	128.60
5	A	2439	G	O4'-C1'-N9	6.76	113.61	108.20
5	A	2924	A	C5-C6-N6	-6.76	118.29	123.70
5	A	1201	A	C4-C5-C6	6.76	120.38	117.00

Continued on next page...

Continued from previous page...

Mol	Chain	Res	Type	Atoms	Z	Observed(°)	Ideal(°)
5	A	1858	A	C5-C6-N6	-6.76	118.30	123.70
5	A	2605	G	P-O3'-C3'	6.76	127.81	119.70
5	A	682	G	O4'-C1'-N9	6.75	113.60	108.20
5	A	1068	G	O4'-C1'-N9	6.75	113.60	108.20
5	A	1280	G	C5-C6-O6	-6.75	124.55	128.60
5	A	1778	A	C5-C6-N1	-6.75	114.32	117.70
5	A	578	A	C4-C5-C6	6.75	120.38	117.00
5	A	1371	G	C5-C6-O6	-6.75	124.55	128.60
5	A	849	A	C4-C5-C6	6.75	120.38	117.00
5	A	1505	U	O4'-C1'-N1	6.75	113.60	108.20
5	A	2015	G	C5-C6-O6	-6.75	124.55	128.60
5	A	2556	C	O4'-C1'-N1	6.75	113.60	108.20
5	A	497	G	C5-C6-O6	-6.75	124.55	128.60
5	A	575	A	P-O3'-C3'	6.75	127.80	119.70
5	A	928	G	C5-C6-O6	-6.75	124.55	128.60
5	A	1356	G	C5-C6-O6	-6.75	124.55	128.60
5	A	1544	C	C5-C4-N4	-6.75	115.47	120.20
5	A	2887	A	O4'-C1'-N9	6.75	113.60	108.20
5	A	306	C	N3-C4-N4	6.75	122.72	118.00
5	A	749	G	C5-C6-O6	-6.75	124.55	128.60
5	A	1208	G	O4'-C1'-N9	6.75	113.60	108.20
5	A	35	G	C5-C6-O6	-6.75	124.55	128.60
5	A	116	G	C5-C6-O6	-6.75	124.55	128.60
5	A	958	A	O4'-C1'-N9	6.75	113.60	108.20
5	A	1109	G	O4'-C1'-N9	6.75	113.60	108.20
5	A	1748	G	C5-C6-O6	-6.75	124.55	128.60
5	A	1810	G	C5-C6-O6	-6.75	124.55	128.60
5	A	2096	G	C5-C6-O6	-6.75	124.55	128.60
5	A	166	A	C4-C5-C6	6.75	120.37	117.00
5	A	632	U	O4'-C1'-N1	6.75	113.60	108.20
5	A	665	G	C5-C6-O6	-6.75	124.55	128.60
5	A	124	A	O4'-C1'-N9	6.74	113.59	108.20
5	A	404	C	N3-C4-N4	6.74	122.72	118.00
5	A	1594	G	C5-C6-O6	-6.74	124.55	128.60
5	A	2112	G	C5-C6-O6	-6.74	124.55	128.60
6	B	46	A	C5-C6-N6	-6.74	118.31	123.70
5	A	1204	C	N3-C4-N4	6.74	122.72	118.00
5	A	2480	A	O4'-C1'-N9	6.74	113.59	108.20
5	A	2691	A	C4-C5-C6	6.74	120.37	117.00
5	A	2828	G	O4'-C1'-N9	6.74	113.59	108.20
5	A	2873	G	C5-C6-O6	-6.74	124.56	128.60
5	A	721	G	O4'-C1'-N9	6.74	113.59	108.20

Continued on next page...

Continued from previous page...

Mol	Chain	Res	Type	Atoms	Z	Observed(°)	Ideal(°)
5	A	1242	U	O4'-C1'-N1	6.74	113.59	108.20
5	A	1726	G	C5-C6-O6	-6.74	124.56	128.60
5	A	2169	G	C5-C6-O6	-6.74	124.56	128.60
5	A	2738	G	C5-C6-O6	-6.74	124.56	128.60
5	A	414	C	P-O3'-C3'	6.74	127.78	119.70
5	A	938	G	O4'-C1'-N9	6.74	113.59	108.20
5	A	1740	G	O4'-C1'-N9	6.73	113.59	108.20
5	A	1787	G	C5-C6-O6	-6.73	124.56	128.60
5	A	221	G	C5-C6-O6	-6.73	124.56	128.60
5	A	1278	G	C5-C6-O6	-6.73	124.56	128.60
5	A	1516	A	C4-C5-C6	6.73	120.37	117.00
5	A	1160	G	O4'-C1'-N9	6.73	113.58	108.20
5	A	1928	A	C5-C6-N6	-6.73	118.32	123.70
5	A	2118	U	O4'-C1'-N1	6.73	113.58	108.20
5	A	2336	G	O4'-C1'-N9	6.73	113.58	108.20
5	A	2786	A	C4-C5-C6	6.73	120.36	117.00
5	A	2299	G	C5-C6-O6	-6.73	124.56	128.60
5	A	2820	U	C2-N1-C1'	6.73	125.77	117.70
5	A	2895	C	N3-C4-N4	6.73	122.71	118.00
5	A	1499	A	C4-C5-C6	6.73	120.36	117.00
5	A	2064	G	C5-C6-O6	-6.73	124.56	128.60
5	A	2719	A	P-O5'-C5'	6.73	131.66	120.90
5	A	396	G	P-O5'-C5'	6.72	131.66	120.90
5	A	896	A	C4-C5-C6	6.72	120.36	117.00
5	A	1024	G	C5-C6-O6	-6.72	124.57	128.60
5	A	1633	G	C5-C6-O6	-6.72	124.57	128.60
5	A	1863	U	O4'-C1'-N1	6.72	113.58	108.20
5	A	51	G	C5-C6-O6	-6.72	124.57	128.60
5	A	1678	G	C5-C6-O6	-6.72	124.57	128.60
5	A	2026	A	C4-C5-C6	6.72	120.36	117.00
5	A	2398	A	C5-C6-N6	-6.72	118.32	123.70
6	B	101	U	O4'-C1'-N1	6.72	113.58	108.20
5	A	800	G	O4'-C1'-N9	6.72	113.58	108.20
5	A	1682	C	O4'-C1'-N1	6.72	113.58	108.20
5	A	1743	A	O4'-C1'-N9	6.72	113.58	108.20
5	A	976	U	C6-N1-C1'	-6.72	111.79	121.20
5	A	1686	A	C4-C5-C6	6.72	120.36	117.00
5	A	2027	A	C5-C6-N1	-6.72	114.34	117.70
5	A	192	G	C5-C6-O6	-6.72	124.57	128.60
5	A	229	A	C5-C6-N6	-6.72	118.33	123.70
5	A	1961	A	C5-C6-N6	-6.72	118.33	123.70
5	A	2547	A	C4-C5-C6	6.72	120.36	117.00

Continued on next page...

Continued from previous page...

Mol	Chain	Res	Type	Atoms	Z	Observed(°)	Ideal(°)
5	A	250	G	O4'-C1'-N9	6.71	113.57	108.20
5	A	319	G	C5-C6-O6	-6.71	124.57	128.60
5	A	1020	A	O4'-C1'-N9	6.71	113.57	108.20
5	A	2109	G	C5-C6-O6	-6.71	124.57	128.60
5	A	2627	A	C5-C6-N1	-6.71	114.34	117.70
5	A	2376	C	N3-C4-N4	6.71	122.70	118.00
5	A	60	G	C5-C6-O6	-6.71	124.57	128.60
5	A	783	C	N3-C4-C5	-6.71	119.22	121.90
5	A	1488	G	C5-C6-O6	-6.71	124.57	128.60
5	A	1603	U	O4'-C1'-N1	6.71	113.57	108.20
5	A	2280	G	C5-C6-O6	-6.71	124.57	128.60
5	A	2348	C	O4'-C1'-N1	6.71	113.57	108.20
5	A	985	G	C5-C6-O6	-6.71	124.57	128.60
5	A	1449	C	C6-N1-C2	-6.71	117.62	120.30
5	A	1671	G	C5-C6-O6	-6.71	124.58	128.60
5	A	1843	G	C5-C6-O6	-6.71	124.58	128.60
5	A	2135	G	C5-C6-O6	-6.71	124.58	128.60
5	A	2186	G	C5-C6-O6	-6.71	124.58	128.60
5	A	2306	G	C5-C6-O6	-6.71	124.58	128.60
5	A	2465	G	O4'-C1'-N9	6.71	113.57	108.20
5	A	316	G	N1-C6-O6	6.71	123.92	119.90
5	A	486	A	O4'-C1'-N9	6.71	113.57	108.20
5	A	722	A	C4-C5-C6	6.71	120.35	117.00
5	A	1036	A	C4-C5-C6	6.71	120.35	117.00
5	A	1749	G	O4'-C1'-N9	6.71	113.56	108.20
5	A	1831	A	C5-C6-N1	-6.71	114.35	117.70
5	A	2606	A	C4-C5-C6	6.71	120.35	117.00
6	B	87	U	C2-N1-C1'	6.71	125.75	117.70
5	A	89	U	C2-N3-C4	-6.71	122.98	127.00
5	A	376	A	P-O3'-C3'	6.71	127.75	119.70
5	A	522	U	P-O5'-C5'	6.71	131.63	120.90
5	A	755	U	O4'-C1'-N1	6.71	113.56	108.20
5	A	1859	C	P-O5'-C5'	6.71	131.63	120.90
5	A	1963	C	O4'-C1'-N1	6.71	113.56	108.20
5	A	2734	A	C4-C5-C6	6.71	120.35	117.00
5	A	1611	G	C5-C6-O6	-6.70	124.58	128.60
5	A	614	G	C5-C6-O6	-6.70	124.58	128.60
5	A	2727	U	O4'-C1'-N1	6.70	113.56	108.20
5	A	643	U	O4'-C1'-N1	6.70	113.56	108.20
5	A	1384	C	O4'-C1'-N1	6.70	113.56	108.20
5	A	1771	C	N3-C4-N4	6.70	122.69	118.00
5	A	1836	G	C5-C6-O6	-6.70	124.58	128.60

Continued on next page...

Continued from previous page...

Mol	Chain	Res	Type	Atoms	Z	Observed(°)	Ideal(°)
5	A	2252	A	O4'-C1'-N9	6.70	113.56	108.20
5	A	2437	U	P-O5'-C5'	6.70	131.62	120.90
5	A	1977	G	O4'-C1'-N9	6.70	113.56	108.20
5	A	2106	A	C4-C5-C6	6.70	120.35	117.00
5	A	1312	A	C4-C5-C6	6.69	120.35	117.00
5	A	184	G	C5-C6-O6	-6.69	124.58	128.60
5	A	2191	A	O4'-C1'-N9	6.69	113.55	108.20
5	A	2424	C	P-O3'-C3'	6.69	127.73	119.70
5	A	2039	G	C5-C6-O6	-6.69	124.58	128.60
5	A	2690	G	C5-C6-O6	-6.69	124.59	128.60
5	A	640	C	N3-C4-N4	6.69	122.68	118.00
5	A	753	A	C5-C6-N6	-6.69	118.35	123.70
5	A	780	G	O4'-C1'-N9	6.69	113.55	108.20
5	A	1617	A	O4'-C1'-N9	6.69	113.55	108.20
5	A	2316	A	P-O3'-C3'	6.69	127.72	119.70
5	A	2496	C	O4'-C1'-N1	6.69	113.55	108.20
5	A	721	G	C5-C6-O6	-6.68	124.59	128.60
5	A	1058	U	O4'-C1'-N1	6.68	113.55	108.20
5	A	1156	G	C5-C6-O6	-6.68	124.59	128.60
5	A	1157	A	P-O3'-C3'	6.68	127.72	119.70
5	A	1416	G	P-O5'-C5'	6.68	131.59	120.90
5	A	1475	G	O4'-C1'-N9	6.68	113.55	108.20
5	A	1764	U	O4'-C1'-N1	6.68	113.55	108.20
5	A	2410	C	N3-C4-N4	6.68	122.68	118.00
5	A	2900	A	C5-C6-N1	-6.68	114.36	117.70
5	A	110	A	O4'-C1'-N9	6.68	113.55	108.20
5	A	1959	G	C5-C6-O6	-6.68	124.59	128.60
5	A	912	C	O4'-C1'-N1	6.68	113.54	108.20
5	A	1811	C	O4'-C1'-N1	6.68	113.54	108.20
5	A	2352	G	O4'-C1'-N9	6.68	113.54	108.20
5	A	2403	C	N3-C4-N4	6.68	122.67	118.00
5	A	216	A	C4-C5-C6	6.68	120.34	117.00
5	A	1213	G	C5-C6-O6	-6.68	124.59	128.60
5	A	2333	G	C5-C6-O6	-6.68	124.59	128.60
5	A	2889	A	C5-C6-N6	-6.68	118.36	123.70
5	A	2145	G	C5-C6-O6	-6.67	124.60	128.60
5	A	393	U	O4'-C1'-N1	6.67	113.54	108.20
5	A	2531	G	C5-C6-O6	-6.67	124.60	128.60
5	A	2889	A	C5-C6-N1	-6.67	114.36	117.70
5	A	190	G	C5-C6-O6	-6.67	124.60	128.60
5	A	2157	C	O4'-C1'-N1	6.67	113.54	108.20
5	A	2684	G	C5-C6-O6	-6.67	124.60	128.60

Continued on next page...

Continued from previous page...

Mol	Chain	Res	Type	Atoms	Z	Observed(°)	Ideal(°)
5	A	644	G	O4'-C1'-N9	6.67	113.53	108.20
5	A	2240	U	O4'-C1'-N1	6.67	113.53	108.20
5	A	2777	A	C4-C5-C6	6.67	120.33	117.00
5	A	227	G	N1-C6-O6	6.67	123.90	119.90
5	A	1768	A	C4-C5-C6	6.67	120.33	117.00
5	A	2582	G	C5-C6-O6	-6.67	124.60	128.60
5	A	2743	G	C5-C6-O6	-6.67	124.60	128.60
6	B	22	G	C5-C6-O6	-6.67	124.60	128.60
5	A	2349	A	P-O3'-C3'	6.67	127.70	119.70
5	A	1234	G	C5-C6-O6	-6.66	124.60	128.60
5	A	1415	C	N3-C4-N4	6.66	122.67	118.00
5	A	1569	A	O4'-C1'-N9	6.66	113.53	108.20
5	A	2919	A	O4'-C1'-N9	6.66	113.53	108.20
5	A	161	A	C5-C6-N1	-6.66	114.37	117.70
5	A	1382	G	O4'-C1'-N9	6.66	113.53	108.20
5	A	2884	G	C5-C6-O6	-6.66	124.60	128.60
5	A	414	C	N3-C4-N4	6.66	122.66	118.00
5	A	714	U	O4'-C1'-N1	6.66	113.53	108.20
5	A	1443	C	N3-C4-N4	6.66	122.66	118.00
5	A	2874	G	C5-C6-O6	-6.66	124.60	128.60
5	A	377	G	C5-C6-O6	-6.66	124.61	128.60
5	A	907	U	C2-N1-C1'	6.66	125.69	117.70
5	A	2811	G	C5-C6-O6	-6.66	124.61	128.60
5	A	2917	G	C5-C6-O6	-6.66	124.61	128.60
5	A	499	G	C5-C6-O6	-6.66	124.61	128.60
5	A	519	A	C4-C5-C6	6.66	120.33	117.00
5	A	732	A	P-O3'-C3'	6.66	127.69	119.70
5	A	1073	A	C4-C5-C6	6.66	120.33	117.00
5	A	2336	G	C5-C6-O6	-6.66	124.61	128.60
5	A	2479	A	C5-C6-N6	-6.66	118.37	123.70
5	A	374	A	C4-C5-C6	6.66	120.33	117.00
5	A	1071	G	C5-C6-O6	-6.66	124.61	128.60
5	A	1285	G	C5-C6-O6	-6.66	124.61	128.60
5	A	2273	U	O4'-C1'-N1	6.66	113.52	108.20
5	A	2377	U	C2-N3-C4	-6.66	123.01	127.00
5	A	1235	A	C5-C6-N6	-6.65	118.38	123.70
5	A	1699	A	C4-C5-C6	6.65	120.33	117.00
5	A	1512	G	O4'-C1'-N9	6.65	113.52	108.20
5	A	12	A	C4-C5-C6	6.65	120.33	117.00
5	A	629	G	C5-C6-O6	-6.65	124.61	128.60
5	A	1188	A	O4'-C1'-N9	6.65	113.52	108.20
5	A	2311	G	C5-C6-O6	-6.65	124.61	128.60

Continued on next page...

Continued from previous page...

Mol	Chain	Res	Type	Atoms	Z	Observed(°)	Ideal(°)
5	A	2450	G	C5-C6-O6	-6.65	124.61	128.60
5	A	1030	G	C5-C6-O6	-6.65	124.61	128.60
5	A	1259	G	C5-C6-O6	-6.65	124.61	128.60
5	A	1300	G	O4'-C1'-N9	6.65	113.52	108.20
5	A	1830	G	C5-C6-O6	-6.65	124.61	128.60
5	A	2297	A	C5-C6-N1	-6.65	114.38	117.70
5	A	2835	A	C4-C5-C6	6.65	120.32	117.00
5	A	42	G	O4'-C1'-N9	6.65	113.52	108.20
5	A	1042	A	C5-C6-N1	-6.65	114.38	117.70
5	A	2440	A	C5-C6-N6	-6.64	118.38	123.70
5	A	2665	U	O4'-C1'-N1	6.64	113.52	108.20
6	B	69	C	N3-C4-N4	6.64	122.65	118.00
5	A	500	A	O4'-C1'-N9	6.64	113.52	108.20
5	A	550	G	C5-C6-O6	-6.64	124.61	128.60
5	A	773	G	C5-C6-O6	-6.64	124.61	128.60
5	A	1805	G	O4'-C1'-N9	6.64	113.51	108.20
5	A	2524	G	O4'-C1'-N9	6.64	113.51	108.20
5	A	2739	C	N3-C4-N4	6.64	122.65	118.00
5	A	2339	A	O4'-C1'-N9	6.64	113.51	108.20
5	A	2764	G	O4'-C1'-N9	6.64	113.51	108.20
5	A	64	A	C4-C5-C6	6.64	120.32	117.00
5	A	1029	A	C4-C5-C6	6.64	120.32	117.00
5	A	2467	U	O4'-C1'-N1	6.64	113.51	108.20
5	A	2615	C	O4'-C1'-N1	6.64	113.51	108.20
5	A	145	G	C5-C6-O6	-6.64	124.62	128.60
5	A	1280	G	N1-C2-N3	-6.64	119.92	123.90
5	A	2350	G	C4-N9-C1'	6.64	135.13	126.50
6	B	36	C	N3-C4-N4	6.64	122.65	118.00
5	A	540	G	C5-C6-O6	-6.64	124.62	128.60
5	A	746	A	O4'-C1'-N9	6.64	113.51	108.20
5	A	1088	G	C5-C6-O6	-6.64	124.62	128.60
5	A	1181	C	O4'-C1'-N1	6.64	113.51	108.20
5	A	2112	G	O4'-C1'-N9	6.64	113.51	108.20
5	A	2688	G	C5-C6-O6	-6.64	124.62	128.60
5	A	1488	G	O4'-C1'-N9	6.63	113.51	108.20
5	A	1512	G	C5-C6-O6	-6.63	124.62	128.60
5	A	2041	G	C5-C6-O6	-6.63	124.62	128.60
5	A	2181	C	O4'-C1'-N1	6.63	113.51	108.20
5	A	2360	G	C5-C6-O6	-6.63	124.62	128.60
5	A	1422	C	O4'-C1'-N1	6.63	113.51	108.20
5	A	2885	A	C5-C6-N6	-6.63	118.39	123.70
5	A	708	U	O4'-C1'-N1	6.63	113.51	108.20

Continued on next page...

Continued from previous page...

Mol	Chain	Res	Type	Atoms	Z	Observed(°)	Ideal(°)
5	A	922	A	C4-C5-C6	6.63	120.32	117.00
5	A	1115	A	C5-C6-N1	-6.63	114.38	117.70
5	A	2852	U	O4'-C1'-N1	6.63	113.51	108.20
5	A	58	G	C5-C6-O6	-6.63	124.62	128.60
5	A	1536	A	C4-C5-C6	6.63	120.31	117.00
5	A	1682	C	N3-C4-N4	6.63	122.64	118.00
5	A	2139	G	C5-C6-O6	-6.63	124.62	128.60
5	A	2209	U	O4'-C1'-N1	6.63	113.50	108.20
5	A	430	C	O4'-C1'-N1	6.63	113.50	108.20
5	A	1964	G	C5-C6-O6	-6.63	124.62	128.60
5	A	2768	U	O4'-C1'-N1	6.63	113.50	108.20
5	A	948	A	C5-C6-N6	-6.63	118.40	123.70
5	A	1335	A	O4'-C1'-N9	6.63	113.50	108.20
5	A	1561	G	C5-C6-O6	-6.63	124.62	128.60
5	A	2380	G	C5-C6-O6	-6.63	124.62	128.60
5	A	2919	A	C5-C6-N6	-6.62	118.40	123.70
5	A	2923	A	C4-C5-C6	6.62	120.31	117.00
5	A	607	G	O4'-C1'-N9	6.62	113.50	108.20
5	A	644	G	C5-C6-O6	-6.62	124.63	128.60
5	A	2693	G	C5-C6-O6	-6.62	124.63	128.60
5	A	2809	G	C5-C6-O6	-6.62	124.63	128.60
5	A	661	A	C4-C5-C6	6.62	120.31	117.00
5	A	952	A	O4'-C1'-N9	6.62	113.50	108.20
5	A	1301	U	O4'-C1'-N1	6.62	113.50	108.20
6	B	70	G	C5-C6-O6	-6.62	124.63	128.60
5	A	2637	G	C5-C6-O6	-6.62	124.63	128.60
5	A	535	G	C5-C6-O6	-6.62	124.63	128.60
5	A	688	G	C5-C6-O6	-6.62	124.63	128.60
5	A	2256	A	C4-C5-C6	6.62	120.31	117.00
5	A	2853	C	N3-C4-C5	-6.62	119.25	121.90
5	A	1372	C	O4'-C1'-N1	6.62	113.49	108.20
5	A	80	G	C5-C6-O6	-6.62	124.63	128.60
5	A	302	A	C5-C6-N6	-6.62	118.41	123.70
5	A	459	A	C4-C5-C6	6.62	120.31	117.00
5	A	1371	G	O4'-C1'-N9	6.62	113.49	108.20
5	A	2687	C	N3-C4-N4	6.62	122.63	118.00
6	B	96	G	O4'-C1'-N9	6.62	113.49	108.20
5	A	256	C	N3-C4-N4	6.61	122.63	118.00
5	A	536	G	O4'-C1'-N9	6.61	113.49	108.20
5	A	882	A	O4'-C1'-N9	6.61	113.49	108.20
5	A	1554	U	O4'-C1'-N1	6.61	113.49	108.20
5	A	1586	G	C1'-O4'-C4'	-6.61	104.61	109.90

Continued on next page...

Continued from previous page...

Mol	Chain	Res	Type	Atoms	Z	Observed(°)	Ideal(°)
5	A	1702	U	O4'-C1'-N1	6.61	113.49	108.20
5	A	2287	C	N3-C4-N4	6.61	122.63	118.00
5	A	2300	G	O4'-C1'-N9	6.61	113.49	108.20
5	A	2404	G	C5-C6-O6	-6.61	124.63	128.60
5	A	1478	G	O4'-C1'-N9	6.61	113.49	108.20
5	A	1967	A	C4-C5-C6	6.61	120.30	117.00
5	A	890	G	C5-C6-O6	-6.61	124.64	128.60
5	A	2033	G	C5-C6-O6	-6.61	124.64	128.60
5	A	2254	A	C5-C6-N1	-6.61	114.40	117.70
5	A	2647	G	C5-C6-O6	-6.61	124.64	128.60
5	A	1157	A	O4'-C1'-N9	6.61	113.48	108.20
5	A	1845	A	O4'-C1'-N9	6.61	113.48	108.20
5	A	2241	A	O4'-C1'-N9	6.61	113.48	108.20
5	A	2300	G	C5-C6-O6	-6.61	124.64	128.60
5	A	1872	C	N3-C4-N4	6.60	122.62	118.00
5	A	1325	A	P-O3'-C3'	6.60	127.62	119.70
5	A	1524	A	C4-C5-C6	6.60	120.30	117.00
5	A	2066	A	O4'-C1'-N9	6.60	113.48	108.20
5	A	2267	G	C5-C6-O6	-6.60	124.64	128.60
5	A	1606	A	C5-C6-N6	-6.60	118.42	123.70
5	A	1957	A	C4-C5-C6	6.60	120.30	117.00
5	A	2875	A	C4-C5-C6	6.60	120.30	117.00
5	A	358	C	N3-C4-N4	6.60	122.62	118.00
5	A	767	U	O4'-C1'-N1	6.60	113.48	108.20
5	A	776	G	C5-C6-O6	-6.60	124.64	128.60
5	A	2672	G	O4'-C1'-N9	6.60	113.48	108.20
5	A	2782	A	C4-C5-C6	6.60	120.30	117.00
5	A	2358	A	O4'-C1'-N9	6.60	113.48	108.20
5	A	580	U	O4'-C1'-N1	6.59	113.48	108.20
5	A	1252	G	C5-C6-O6	-6.59	124.64	128.60
5	A	1487	G	P-O5'-C5'	6.59	131.45	120.90
5	A	2198	G	O4'-C1'-N9	6.59	113.48	108.20
6	B	96	G	C5-C6-O6	-6.59	124.64	128.60
5	A	333	A	O4'-C1'-N9	6.59	113.47	108.20
5	A	220	A	O4'-C1'-N9	6.59	113.47	108.20
5	A	1399	G	C5-C6-O6	-6.59	124.64	128.60
5	A	1663	A	C4-C5-C6	6.59	120.30	117.00
5	A	2703	G	C5-C6-O6	-6.59	124.64	128.60
5	A	781	A	C5-C6-N6	-6.59	118.43	123.70
5	A	1864	G	C5-C6-O6	-6.59	124.65	128.60
5	A	378	C	N3-C4-C5	-6.59	119.27	121.90
5	A	716	G	C5-C6-O6	-6.59	124.65	128.60

Continued on next page...

Continued from previous page...

Mol	Chain	Res	Type	Atoms	Z	Observed(°)	Ideal(°)
5	A	956	A	O4'-C1'-N9	6.59	113.47	108.20
5	A	524	A	C4-C5-C6	6.59	120.29	117.00
5	A	2129	G	P-O3'-C3'	6.59	127.60	119.70
5	A	2185	G	C5-C6-O6	-6.59	124.65	128.60
5	A	2857	U	C5'-C4'-O4'	6.59	117.00	109.10
5	A	546	G	C5-C6-O6	-6.58	124.65	128.60
5	A	1475	G	C5-C6-O6	-6.58	124.65	128.60
5	A	2279	G	C5-C6-O6	-6.58	124.65	128.60
5	A	868	A	O4'-C1'-N9	6.58	113.47	108.20
5	A	1085	G	O4'-C1'-N9	6.58	113.47	108.20
5	A	1556	A	C4-C5-C6	6.58	120.29	117.00
5	A	1586	G	O4'-C1'-N9	6.58	113.47	108.20
5	A	1621	G	O4'-C1'-N9	6.58	113.47	108.20
6	B	29	C	N3-C4-N4	6.58	122.61	118.00
5	A	253	G	O4'-C1'-N9	6.58	113.46	108.20
5	A	1006	A	C5-C6-N1	-6.58	114.41	117.70
5	A	2282	G	C5-C6-O6	-6.58	124.65	128.60
5	A	2663	A	C5-C6-N6	-6.58	118.44	123.70
5	A	571	U	O4'-C1'-N1	6.58	113.46	108.20
5	A	1506	A	C4-C5-C6	6.58	120.29	117.00
5	A	2910	C	N3-C4-N4	6.58	122.61	118.00
6	B	44	A	C5-C6-N6	-6.58	118.44	123.70
5	A	48	G	C5-C6-O6	-6.58	124.65	128.60
5	A	56	A	O4'-C1'-N9	6.58	113.46	108.20
5	A	1310	C	P-O3'-C3'	6.58	127.59	119.70
5	A	2883	C	C6-N1-C1'	-6.58	112.91	120.80
5	A	1516	A	C5-C6-N1	-6.58	114.41	117.70
5	A	1714	A	C4-C5-C6	6.58	120.29	117.00
5	A	1935	G	C5-C6-O6	-6.58	124.66	128.60
5	A	2611	G	C5-C6-O6	-6.58	124.65	128.60
5	A	2726	G	C5-C6-O6	-6.58	124.66	128.60
5	A	2847	G	C5-C6-O6	-6.58	124.65	128.60
5	A	184	G	O4'-C1'-N9	6.57	113.46	108.20
5	A	547	A	C4-C5-C6	6.57	120.29	117.00
5	A	2270	A	O4'-C1'-N9	6.57	113.46	108.20
5	A	1071	G	O4'-C1'-N9	6.57	113.46	108.20
5	A	2098	G	C5-C6-O6	-6.57	124.66	128.60
5	A	2232	G	C5-C6-O6	-6.57	124.66	128.60
5	A	2485	C	N3-C4-N4	6.57	122.60	118.00
6	B	13	A	C4-C5-C6	6.57	120.29	117.00
20	S	41	ARG	N-CA-CB	6.57	122.43	110.60
5	A	312	G	C5-C6-O6	-6.57	124.66	128.60

Continued on next page...

Continued from previous page...

Mol	Chain	Res	Type	Atoms	Z	Observed(°)	Ideal(°)
5	A	963	G	C5-C6-O6	-6.57	124.66	128.60
5	A	964	A	C4-C5-C6	6.57	120.28	117.00
5	A	1609	C	N3-C4-C5	-6.57	119.27	121.90
5	A	2093	C	N3-C4-C5	-6.57	119.27	121.90
5	A	84	A	O4'-C1'-N9	6.57	113.45	108.20
5	A	2670	A	C5-C6-N1	-6.57	114.42	117.70
5	A	463	U	O4'-C1'-N1	6.57	113.45	108.20
5	A	510	G	C5-C6-O6	-6.57	124.66	128.60
5	A	575	A	C4-C5-C6	6.57	120.28	117.00
5	A	772	G	C5-C6-O6	-6.57	124.66	128.60
5	A	873	U	O4'-C1'-N1	6.57	113.45	108.20
5	A	1286	A	C5-C6-N1	-6.57	114.42	117.70
5	A	1290	G	C5-C6-O6	-6.57	124.66	128.60
5	A	1359	G	C5-C6-O6	-6.57	124.66	128.60
5	A	2493	C	O4'-C1'-N1	6.57	113.45	108.20
5	A	2597	C	N3-C4-N4	6.57	122.60	118.00
5	A	1084	A	C4-C5-C6	6.56	120.28	117.00
5	A	1192	G	C5-C6-O6	-6.56	124.66	128.60
5	A	1245	G	O4'-C1'-N9	6.56	113.45	108.20
5	A	1292	G	C5-C6-O6	-6.56	124.66	128.60
5	A	1838	A	C5-C6-N6	-6.56	118.45	123.70
5	A	1964	G	O4'-C1'-N9	6.56	113.45	108.20
5	A	2805	A	C4-C5-C6	6.56	120.28	117.00
5	A	2824	G	O4'-C1'-N9	6.56	113.45	108.20
5	A	1984	U	O4'-C1'-N1	6.56	113.45	108.20
5	A	341	G	C5-C6-O6	-6.56	124.66	128.60
5	A	1774	A	C5-C6-N6	-6.56	118.45	123.70
5	A	2085	G	C5-C6-O6	-6.56	124.66	128.60
5	A	2598	G	C5-C6-O6	-6.56	124.66	128.60
5	A	935	A	C4-C5-C6	6.56	120.28	117.00
5	A	1050	U	O4'-C1'-N1	6.56	113.45	108.20
5	A	1378	G	C5-C6-O6	-6.56	124.67	128.60
5	A	1813	A	C4-C5-C6	6.56	120.28	117.00
5	A	223	G	C5-C6-O6	-6.56	124.67	128.60
5	A	493	G	C5-C6-O6	-6.56	124.67	128.60
5	A	2019	C	N3-C4-C5	-6.56	119.28	121.90
5	A	454	G	C5-C6-O6	-6.55	124.67	128.60
5	A	475	A	C4-C5-C6	6.55	120.28	117.00
5	A	1030	G	O4'-C1'-N9	6.55	113.44	108.20
5	A	1103	A	C5-C6-N6	-6.55	118.46	123.70
5	A	1276	G	O4'-C1'-N9	6.55	113.44	108.20
5	A	2352	G	C5-C6-O6	-6.55	124.67	128.60

Continued on next page...

Continued from previous page...

Mol	Chain	Res	Type	Atoms	Z	Observed(°)	Ideal(°)
5	A	2495	C	N3-C4-N4	6.55	122.59	118.00
6	B	103	G	O4'-C1'-N9	6.55	113.44	108.20
5	A	658	A	C4-C5-C6	6.55	120.28	117.00
5	A	2394	G	C5-C6-O6	-6.55	124.67	128.60
5	A	307	A	C5-C6-N6	-6.55	118.46	123.70
5	A	357	G	O4'-C1'-N9	6.55	113.44	108.20
5	A	1748	G	O4'-C1'-N9	6.55	113.44	108.20
5	A	2477	A	C4-C5-C6	6.55	120.28	117.00
5	A	2667	G	C5-C6-O6	-6.55	124.67	128.60
5	A	2740	A	C5-C6-N6	-6.55	118.46	123.70
5	A	2824	G	C5-C6-O6	-6.55	124.67	128.60
5	A	396	G	C5-C6-O6	-6.55	124.67	128.60
5	A	1002	G	C5-C6-O6	-6.55	124.67	128.60
5	A	1484	U	O4'-C1'-N1	6.55	113.44	108.20
5	A	1600	G	C5-C6-O6	-6.55	124.67	128.60
6	B	118	A	C4-C5-C6	6.55	120.27	117.00
5	A	669	C	P-O5'-C5'	6.55	131.38	120.90
5	A	1641	U	O4'-C1'-N1	6.55	113.44	108.20
5	A	906	G	C5-C6-O6	-6.55	124.67	128.60
5	A	1812	A	O4'-C1'-N9	6.55	113.44	108.20
5	A	1989	A	C5-C6-N1	-6.55	114.43	117.70
5	A	1247	G	C5-C6-O6	-6.54	124.67	128.60
5	A	1815	A	O4'-C1'-N9	6.54	113.44	108.20
5	A	2436	A	C5-C6-N6	-6.54	118.46	123.70
5	A	1576	G	O4'-C1'-N9	6.54	113.44	108.20
5	A	2407	A	C4-C5-C6	6.54	120.27	117.00
5	A	1509	C	O4'-C1'-N1	6.54	113.43	108.20
5	A	1667	A	C4-C5-C6	6.54	120.27	117.00
5	A	1750	G	C5-C6-O6	-6.54	124.67	128.60
5	A	1832	A	C5-C6-N6	-6.54	118.47	123.70
5	A	2514	G	O4'-C1'-N9	6.54	113.43	108.20
5	A	2588	C	N3-C4-N4	6.54	122.58	118.00
5	A	2629	A	O4'-C1'-N9	6.54	113.43	108.20
5	A	2915	G	N1-C6-O6	6.54	123.83	119.90
5	A	727	A	O4'-C1'-N9	6.54	113.43	108.20
5	A	321	U	C5'-C4'-C3'	-6.54	105.54	116.00
5	A	1986	C	O4'-C1'-N1	6.54	113.43	108.20
5	A	2439	G	C5-C6-O6	-6.54	124.68	128.60
5	A	526	A	C5-C6-N6	-6.54	118.47	123.70
5	A	2603	G	C5-C6-O6	-6.53	124.68	128.60
5	A	2802	U	O4'-C1'-N1	6.53	113.43	108.20
5	A	1171	G	C5-C6-O6	-6.53	124.68	128.60

Continued on next page...

Continued from previous page...

Mol	Chain	Res	Type	Atoms	Z	Observed(°)	Ideal(°)
5	A	1470	G	C5-C6-O6	-6.53	124.68	128.60
5	A	2241	A	C4-C5-C6	6.53	120.27	117.00
5	A	2873	G	O4'-C1'-N9	6.53	113.43	108.20
5	A	1288	G	C5-C6-O6	-6.53	124.68	128.60
5	A	1742	G	C5-C6-O6	-6.53	124.68	128.60
5	A	1796	C	N3-C4-N4	6.53	122.57	118.00
5	A	2558	G	C5-C6-O6	-6.53	124.68	128.60
5	A	1848	A	C4-C5-C6	6.53	120.27	117.00
5	A	2081	G	O4'-C1'-N9	6.53	113.42	108.20
5	A	270	C	N3-C4-N4	6.53	122.57	118.00
5	A	767	U	P-O5'-C5'	6.53	131.34	120.90
5	A	1239	U	O4'-C1'-N1	6.53	113.42	108.20
5	A	1253	A	C5-C6-N1	-6.53	114.44	117.70
5	A	1921	C	C2-N1-C1'	6.53	125.98	118.80
5	A	2111	A	O4'-C1'-N9	6.53	113.42	108.20
5	A	2397	C	N3-C4-N4	6.53	122.57	118.00
5	A	2172	C	O4'-C1'-N1	6.53	113.42	108.20
5	A	2284	G	O4'-C1'-N9	6.53	113.42	108.20
5	A	2491	U	O4'-C1'-N1	6.53	113.42	108.20
5	A	676	G	C5-C6-O6	-6.52	124.69	128.60
5	A	1966	A	C4-C5-C6	6.52	120.26	117.00
5	A	1948	A	C4-C5-C6	6.52	120.26	117.00
6	B	89	C	N3-C4-N4	6.52	122.56	118.00
5	A	1030	G	P-O5'-C5'	6.52	131.33	120.90
5	A	2797	C	N3-C4-N4	6.52	122.56	118.00
5	A	846	G	O4'-C1'-N9	6.52	113.42	108.20
5	A	1467	G	O4'-C1'-N9	6.52	113.42	108.20
5	A	2923	A	C5-C6-N6	-6.52	118.48	123.70
6	B	27	A	C5-C6-N1	-6.52	114.44	117.70
5	A	695	G	O4'-C1'-N9	6.52	113.42	108.20
5	A	1068	G	C5-C6-O6	-6.52	124.69	128.60
5	A	1791	A	C4-C5-C6	6.52	120.26	117.00
5	A	2216	A	C4-C5-C6	6.52	120.26	117.00
5	A	35	G	O4'-C1'-N9	6.51	113.41	108.20
5	A	1801	G	O4'-C1'-N9	6.51	113.41	108.20
5	A	2402	A	O4'-C1'-N9	6.51	113.41	108.20
5	A	513	A	C5-C6-N1	-6.51	114.44	117.70
5	A	351	G	C5-C6-O6	-6.51	124.69	128.60
5	A	278	A	C5-C6-N1	-6.51	114.44	117.70
5	A	468	C	N3-C4-C5	-6.51	119.30	121.90
5	A	763	A	C4-C5-C6	6.51	120.25	117.00
5	A	652	A	O4'-C1'-N9	6.51	113.41	108.20

Continued on next page...

Continued from previous page...

Mol	Chain	Res	Type	Atoms	Z	Observed(°)	Ideal(°)
5	A	1864	G	O4'-C1'-N9	6.51	113.41	108.20
5	A	720	C	C5'-C4'-O4'	-6.51	101.29	109.10
5	A	1176	U	O4'-C1'-N1	6.51	113.41	108.20
5	A	1228	G	C5-C6-O6	-6.51	124.70	128.60
6	B	7	G	C5-C6-O6	-6.51	124.70	128.60
5	A	1665	G	C5-C6-O6	-6.50	124.70	128.60
5	A	1838	A	C4-C5-C6	6.50	120.25	117.00
5	A	2691	A	C5-C6-N6	-6.50	118.50	123.70
6	B	67	G	C5-C6-O6	-6.50	124.70	128.60
5	A	2390	A	C4-C5-C6	6.50	120.25	117.00
5	A	2694	A	C4-C5-C6	6.50	120.25	117.00
5	A	592	A	C5-C6-N1	-6.50	114.45	117.70
5	A	2809	G	O4'-C1'-N9	6.50	113.40	108.20
5	A	2038	G	C5-C6-O6	-6.50	124.70	128.60
5	A	2555	G	C5-C6-O6	-6.50	124.70	128.60
5	A	660	G	C5-C6-O6	-6.50	124.70	128.60
5	A	806	G	C5-C6-O6	-6.50	124.70	128.60
5	A	810	G	C5-C6-O6	-6.50	124.70	128.60
5	A	877	G	C5-C6-O6	-6.50	124.70	128.60
5	A	1123	A	O4'-C1'-N9	6.50	113.40	108.20
5	A	1526	G	C5-C6-O6	-6.50	124.70	128.60
5	A	2488	A	C4-C5-C6	6.50	120.25	117.00
5	A	2576	U	O4'-C1'-N1	6.50	113.40	108.20
5	A	2683	A	C4-C5-C6	6.50	120.25	117.00
5	A	2848	A	C4-C5-C6	6.50	120.25	117.00
5	A	2071	A	O4'-C1'-N9	6.50	113.40	108.20
5	A	1188	A	C5-C6-N1	-6.49	114.45	117.70
5	A	1212	U	O4'-C1'-N1	6.49	113.39	108.20
5	A	2660	G	P-O5'-C5'	6.49	131.29	120.90
5	A	852	G	C5-C6-O6	-6.49	124.71	128.60
5	A	1120	G	C5-C6-O6	-6.49	124.71	128.60
5	A	1244	A	C5-C6-N6	-6.49	118.51	123.70
5	A	562	C	O4'-C1'-N1	6.49	113.39	108.20
5	A	758	A	C5-C6-N6	-6.49	118.51	123.70
5	A	821	A	C5-C6-N6	-6.49	118.51	123.70
5	A	933	C	O4'-C1'-N1	6.49	113.39	108.20
5	A	1106	U	C2'-C3'-O3'	6.49	124.08	113.70
5	A	1314	A	C4-C5-C6	6.49	120.24	117.00
5	A	1438	C	N3-C4-N4	6.49	122.54	118.00
5	A	2763	C	N3-C4-N4	6.49	122.54	118.00
5	A	191	G	C5-C6-O6	-6.49	124.71	128.60
5	A	790	A	O4'-C1'-N9	6.49	113.39	108.20

Continued on next page...

Continued from previous page...

Mol	Chain	Res	Type	Atoms	Z	Observed(°)	Ideal(°)
5	A	1672	A	O4'-C1'-N9	6.49	113.39	108.20
5	A	476	A	P-O3'-C3'	6.49	127.48	119.70
5	A	1310	C	N3-C4-N4	6.49	122.54	118.00
5	A	1742	G	O4'-C1'-N9	6.49	113.39	108.20
5	A	1958	G	C5-C6-O6	-6.49	124.71	128.60
5	A	2775	U	O4'-C1'-N1	6.49	113.39	108.20
5	A	329	A	C5-C6-N6	-6.48	118.51	123.70
5	A	160	G	C5-C6-O6	-6.48	124.71	128.60
5	A	272	C	N3-C4-C5	-6.48	119.31	121.90
5	A	574	A	C4-C5-C6	6.48	120.24	117.00
5	A	872	C	N3-C4-C5	-6.48	119.31	121.90
5	A	2170	A	C5-C6-N6	-6.48	118.51	123.70
5	A	2205	A	C5-C6-N6	-6.48	118.51	123.70
5	A	2790	A	C5-C6-N6	-6.48	118.52	123.70
5	A	871	G	P-O5'-C5'	6.48	131.27	120.90
5	A	899	C	N3-C4-N4	6.48	122.54	118.00
5	A	1870	U	O4'-C1'-N1	6.48	113.38	108.20
5	A	2569	C	N3-C4-N4	6.48	122.54	118.00
5	A	2572	G	C5-C6-O6	-6.48	124.71	128.60
6	B	66	C	N3-C4-N4	6.48	122.54	118.00
6	B	99	A	C4-C5-C6	6.48	120.24	117.00
5	A	896	A	P-O5'-C5'	6.48	131.26	120.90
5	A	2459	A	C4-C5-C6	6.48	120.24	117.00
5	A	2734	A	O4'-C1'-N9	6.48	113.38	108.20
5	A	1254	A	C4-C5-C6	6.48	120.24	117.00
5	A	1233	A	O4'-C1'-N9	6.47	113.38	108.20
5	A	1479	G	O4'-C1'-N9	6.47	113.38	108.20
5	A	2626	G	C5-C6-O6	-6.47	124.72	128.60
5	A	2801	C	N3-C4-C5	-6.47	119.31	121.90
5	A	1460	G	N1-C6-O6	6.47	123.78	119.90
5	A	1466	U	O4'-C1'-N1	6.47	113.38	108.20
5	A	2144	G	C5-C6-O6	-6.47	124.72	128.60
5	A	2233	C	N3-C4-N4	6.47	122.53	118.00
5	A	2511	A	C4-C5-C6	6.47	120.24	117.00
6	B	94	G	C5-C6-O6	-6.47	124.72	128.60
5	A	295	G	C5-C6-O6	-6.47	124.72	128.60
5	A	42	G	C5'-C4'-C3'	-6.47	105.65	116.00
5	A	330	A	C5-C6-N1	-6.47	114.47	117.70
5	A	1541	A	P-O3'-C3'	6.47	127.46	119.70
5	A	1981	A	C4-C5-C6	6.47	120.23	117.00
5	A	2827	A	C4-C5-C6	6.47	120.23	117.00
6	B	57	G	O4'-C1'-N9	6.47	113.37	108.20

Continued on next page...

Continued from previous page...

Mol	Chain	Res	Type	Atoms	Z	Observed(°)	Ideal(°)
5	A	399	C	N3-C4-C5	-6.47	119.31	121.90
5	A	662	U	O4'-C1'-N1	6.47	113.37	108.20
5	A	935	A	O4'-C1'-N9	6.47	113.37	108.20
5	A	1114	G	C5-C6-O6	-6.47	124.72	128.60
5	A	1523	U	O4'-C1'-N1	6.47	113.37	108.20
5	A	1942	A	C4-C5-C6	6.47	120.23	117.00
6	B	5	G	C5-C6-O6	-6.47	124.72	128.60
5	A	1188	A	C4-C5-C6	6.46	120.23	117.00
5	A	1467	G	C5-C6-O6	-6.46	124.72	128.60
5	A	1755	C	O4'-C1'-N1	6.46	113.37	108.20
5	A	2162	G	C5-C6-O6	-6.46	124.72	128.60
5	A	2463	A	C5-C6-N6	-6.46	118.53	123.70
5	A	2715	G	O4'-C1'-N9	6.46	113.37	108.20
5	A	866	A	C4-C5-C6	6.46	120.23	117.00
5	A	2284	G	C5-C6-O6	-6.46	124.72	128.60
5	A	2353	U	O4'-C1'-N1	6.46	113.37	108.20
5	A	2744	C	N3-C4-C5	-6.46	119.31	121.90
5	A	2820	U	P-O3'-C3'	6.46	127.46	119.70
5	A	537	A	O4'-C1'-N9	6.46	113.37	108.20
5	A	692	A	O4'-C1'-N9	6.46	113.37	108.20
5	A	1785	G	O4'-C1'-N9	6.46	113.37	108.20
5	A	2066	A	C4-C5-C6	6.46	120.23	117.00
5	A	2595	A	C4-C5-C6	6.46	120.23	117.00
5	A	160	G	O4'-C1'-N9	6.46	113.37	108.20
5	A	1403	G	C5-C6-O6	-6.46	124.72	128.60
5	A	2837	A	O4'-C1'-N9	6.46	113.37	108.20
5	A	1390	C	P-O3'-C3'	6.46	127.45	119.70
5	A	1590	C	N3-C4-N4	6.46	122.52	118.00
5	A	2192	U	O4'-C1'-N1	6.46	113.37	108.20
5	A	2211	G	C5-C6-O6	-6.46	124.73	128.60
5	A	2365	A	C4-C5-C6	6.46	120.23	117.00
5	A	2391	G	C5-C6-O6	-6.46	124.73	128.60
5	A	2901	G	C5-C6-O6	-6.46	124.73	128.60
5	A	2129	G	O4'-C1'-N9	6.46	113.36	108.20
5	A	2573	G	O4'-C1'-N9	6.46	113.36	108.20
5	A	59	G	O4'-C1'-N9	6.45	113.36	108.20
5	A	760	G	P-O5'-C5'	6.45	131.23	120.90
5	A	2183	G	C5-C6-O6	-6.45	124.73	128.60
5	A	93	C	N3-C4-N4	6.45	122.52	118.00
5	A	1170	C	N3-C4-N4	6.45	122.52	118.00
5	A	2478	U	O4'-C1'-N1	6.45	113.36	108.20
5	A	2519	G	C5-C6-O6	-6.45	124.73	128.60

Continued on next page...

Continued from previous page...

Mol	Chain	Res	Type	Atoms	Z	Observed(°)	Ideal(°)
5	A	2669	G	O4'-C1'-N9	6.45	113.36	108.20
5	A	37	C	O4'-C1'-N1	6.45	113.36	108.20
5	A	1046	A	C4-C5-C6	6.45	120.23	117.00
5	A	1233	A	C5-C6-N1	-6.45	114.47	117.70
5	A	1972	U	O4'-C1'-N1	6.45	113.36	108.20
5	A	84	A	C5-C6-N6	-6.45	118.54	123.70
5	A	296	G	C5-C6-O6	-6.45	124.73	128.60
5	A	500	A	C4-C5-C6	6.45	120.22	117.00
5	A	762	A	C4-C5-C6	6.45	120.22	117.00
5	A	2527	C	N3-C4-C5	-6.45	119.32	121.90
5	A	235	G	C5-C6-O6	-6.45	124.73	128.60
5	A	269	G	C5-C6-O6	-6.45	124.73	128.60
5	A	827	G	C5-C6-O6	-6.45	124.73	128.60
5	A	830	A	C8-N9-C4	-6.45	103.22	105.80
5	A	1462	G	O4'-C1'-N9	6.45	113.36	108.20
5	A	891	G	C5-C6-O6	-6.45	124.73	128.60
5	A	937	C	O4'-C1'-N1	6.45	113.36	108.20
5	A	1035	G	C5-C6-O6	-6.45	124.73	128.60
5	A	1198	C	N3-C4-N4	6.45	122.51	118.00
5	A	2050	G	C5-C6-O6	-6.44	124.73	128.60
5	A	2294	U	O4'-C1'-N1	6.44	113.36	108.20
5	A	322	A	C5'-C4'-C3'	-6.44	105.69	116.00
5	A	329	A	C4-C5-C6	6.44	120.22	117.00
5	A	1553	A	C4-C5-C6	6.44	120.22	117.00
5	A	1926	G	O4'-C1'-N9	6.44	113.35	108.20
5	A	2755	U	C2-N1-C1'	6.44	125.43	117.70
5	A	54	G	C5-C6-O6	-6.44	124.74	128.60
5	A	868	A	C4-C5-C6	6.44	120.22	117.00
5	A	2723	G	C5-C6-O6	-6.44	124.74	128.60
5	A	14	A	C5-C6-N6	-6.44	118.55	123.70
5	A	87	U	P-O3'-C3'	-6.44	111.97	119.70
5	A	1152	G	O4'-C1'-N9	6.44	113.35	108.20
5	A	1055	A	C4-C5-C6	6.44	120.22	117.00
5	A	2026	A	C5'-C4'-O4'	6.44	116.82	109.10
5	A	305	A	C4-C5-C6	6.43	120.22	117.00
5	A	414	C	C6-N1-C2	-6.43	117.73	120.30
5	A	605	G	C5-C6-O6	-6.43	124.74	128.60
5	A	1951	G	O4'-C1'-N9	6.43	113.35	108.20
5	A	2005	C	P-O3'-C3'	6.43	127.42	119.70
5	A	2222	C	N3-C4-N4	6.43	122.50	118.00
5	A	4	U	O4'-C1'-N1	6.43	113.35	108.20
5	A	81	G	O4'-C1'-N9	6.43	113.35	108.20

Continued on next page...

Continued from previous page...

Mol	Chain	Res	Type	Atoms	Z	Observed(°)	Ideal(°)
5	A	124	A	P-O3'-C3'	6.43	127.42	119.70
5	A	1928	A	O4'-C1'-N9	6.43	113.35	108.20
5	A	2260	U	O4'-C1'-N1	6.43	113.35	108.20
5	A	2527	C	N3-C4-N4	6.43	122.50	118.00
5	A	2653	G	C5-C6-O6	-6.43	124.74	128.60
5	A	418	A	O4'-C1'-N9	6.43	113.34	108.20
5	A	1092	A	C4-C5-C6	6.43	120.22	117.00
5	A	406	G	C5-C6-O6	-6.43	124.74	128.60
5	A	797	A	C4-C5-C6	6.43	120.22	117.00
5	A	1659	A	C4-C5-C6	6.43	120.22	117.00
5	A	1712	G	C5-C6-O6	-6.43	124.74	128.60
5	A	2086	G	O4'-C1'-N9	6.43	113.34	108.20
5	A	2176	A	O4'-C1'-N9	6.43	113.34	108.20
5	A	2204	U	O4'-C1'-N1	6.43	113.34	108.20
5	A	2717	G	N1-C6-O6	6.43	123.76	119.90
5	A	2796	C	N3-C4-N4	6.43	122.50	118.00
5	A	1691	A	O4'-C1'-N9	6.43	113.34	108.20
5	A	2876	A	O4'-C1'-N9	6.43	113.34	108.20
5	A	302	A	C5-C6-N1	-6.43	114.49	117.70
5	A	413	U	C2-N1-C1'	6.43	125.41	117.70
5	A	712	C	N3-C4-N4	6.43	122.50	118.00
5	A	1313	A	C5-C6-N6	-6.43	118.56	123.70
5	A	1873	U	O4'-C1'-N1	6.43	113.34	108.20
5	A	2742	C	O4'-C1'-N1	6.43	113.34	108.20
5	A	1149	A	O4'-C1'-N9	6.42	113.34	108.20
5	A	1745	A	C4-C5-C6	6.42	120.21	117.00
5	A	2350	G	C5-C6-O6	-6.42	124.75	128.60
5	A	2579	G	C5-C6-O6	-6.42	124.75	128.60
5	A	120	G	O4'-C1'-N9	6.42	113.34	108.20
5	A	1096	A	C4-C5-C6	6.42	120.21	117.00
5	A	1110	C	P-O3'-C3'	6.42	127.40	119.70
5	A	1280	G	P-O3'-C3'	-6.42	112.00	119.70
5	A	1780	C	N3-C4-N4	6.42	122.49	118.00
5	A	2379	C	N3-C4-N4	6.42	122.49	118.00
5	A	152	C	N3-C4-C5	-6.42	119.33	121.90
5	A	216	A	C5-C6-N1	-6.42	114.49	117.70
5	A	356	G	O4'-C1'-N9	6.42	113.33	108.20
5	A	1228	G	O4'-C1'-N9	6.42	113.33	108.20
5	A	1337	C	N3-C4-N4	6.42	122.49	118.00
5	A	1444	C	N3-C4-N4	6.42	122.49	118.00
5	A	1953	C	O4'-C1'-N1	6.42	113.33	108.20
5	A	2656	G	O4'-C1'-N9	6.42	113.33	108.20

Continued on next page...

Continued from previous page...

Mol	Chain	Res	Type	Atoms	Z	Observed(°)	Ideal(°)
5	A	1370	C	N3-C4-C5	-6.42	119.33	121.90
5	A	2343	A	C5-C6-N1	-6.42	114.49	117.70
5	A	237	U	P-O3'-C3'	-6.41	112.00	119.70
5	A	769	A	C5-C6-N6	-6.41	118.57	123.70
5	A	1614	A	C4-C5-C6	6.41	120.21	117.00
5	A	2154	G	C5-C6-O6	-6.41	124.75	128.60
5	A	80	G	O4'-C1'-N9	6.41	113.33	108.20
5	A	1074	A	C4-C5-C6	6.41	120.21	117.00
5	A	437	A	C4-C5-C6	6.41	120.20	117.00
5	A	1679	A	C5-C6-N1	-6.41	114.49	117.70
5	A	1762	G	O4'-C1'-N9	6.41	113.33	108.20
5	A	2490	C	O4'-C1'-N1	6.41	113.33	108.20
5	A	2589	C	O4'-C1'-N1	6.41	113.33	108.20
5	A	273	A	O4'-C1'-N9	6.41	113.33	108.20
5	A	528	G	O4'-C1'-N9	6.41	113.33	108.20
5	A	824	G	O4'-C1'-N9	6.41	113.33	108.20
5	A	1621	G	C5-C6-O6	-6.41	124.75	128.60
5	A	2264	G	O4'-C1'-N9	6.41	113.33	108.20
5	A	101	G	O4'-C1'-N9	6.41	113.33	108.20
5	A	129	C	N3-C4-N4	6.41	122.48	118.00
5	A	1385	G	O4'-C1'-N9	6.41	113.33	108.20
5	A	2072	C	N3-C4-N4	6.41	122.48	118.00
5	A	2325	U	O4'-C1'-N1	6.41	113.33	108.20
5	A	208	G	C5-C6-O6	-6.41	124.76	128.60
5	A	558	G	C5-C6-O6	-6.41	124.76	128.60
5	A	1094	A	C4-C5-C6	6.41	120.20	117.00
5	A	1098	C	O4'-C1'-N1	6.41	113.33	108.20
5	A	1665	G	O4'-C1'-N9	6.41	113.32	108.20
5	A	1829	C	O4'-C1'-N1	6.41	113.32	108.20
5	A	2882	G	C5-C6-O6	-6.41	124.76	128.60
5	A	1366	C	N3-C4-N4	6.40	122.48	118.00
5	A	2020	U	O4'-C1'-N1	6.40	113.32	108.20
5	A	24	G	O4'-C1'-N9	6.40	113.32	108.20
5	A	794	U	O4'-C1'-N1	6.40	113.32	108.20
5	A	1158	G	O4'-C1'-N9	6.40	113.32	108.20
5	A	2898	A	C4-C5-C6	6.40	120.20	117.00
5	A	661	A	O4'-C1'-N9	6.40	113.32	108.20
5	A	1398	A	C4-C5-C6	6.40	120.20	117.00
5	A	2007	A	O4'-C1'-N9	6.40	113.32	108.20
5	A	2155	A	C5-C6-N6	-6.40	118.58	123.70
5	A	531	C	N3-C4-N4	6.40	122.48	118.00
5	A	1648	A	O4'-C1'-N9	6.40	113.32	108.20

Continued on next page...

Continued from previous page...

Mol	Chain	Res	Type	Atoms	Z	Observed(°)	Ideal(°)
5	A	1995	A	C4-C5-C6	6.40	120.20	117.00
5	A	2048	U	O4'-C1'-N1	6.40	113.32	108.20
5	A	65	A	O4'-C1'-N9	6.40	113.32	108.20
5	A	2061	G	N1-C6-O6	6.40	123.74	119.90
5	A	2225	C	O4'-C1'-N1	6.40	113.32	108.20
5	A	699	A	O4'-C1'-N9	6.40	113.32	108.20
5	A	740	A	O4'-C1'-N9	6.40	113.32	108.20
5	A	988	G	O4'-C1'-N9	6.40	113.32	108.20
5	A	512	G	C5-C6-O6	-6.39	124.76	128.60
5	A	979	U	C2-N1-C1'	6.39	125.37	117.70
5	A	1303	U	O4'-C1'-N1	6.39	113.32	108.20
5	A	1589	G	C5-C6-O6	-6.39	124.76	128.60
5	A	2002	G	C5-C6-O6	-6.39	124.76	128.60
5	A	57	C	N3-C4-N4	6.39	122.47	118.00
5	A	304	G	C5-C6-O6	-6.39	124.77	128.60
5	A	1252	G	N3-C2-N2	6.39	124.37	119.90
5	A	2080	A	O4'-C1'-N9	6.39	113.31	108.20
5	A	2754	A	C4-C5-C6	6.39	120.20	117.00
5	A	2653	G	O4'-C1'-N9	6.39	113.31	108.20
6	B	109	C	C6-N1-C2	-6.39	117.74	120.30
5	A	1954	C	N3-C4-N4	6.39	122.47	118.00
6	B	71	A	C5-C6-N1	-6.39	114.51	117.70
5	A	888	A	O4'-C1'-N9	6.39	113.31	108.20
5	A	917	A	C5-C6-N1	-6.39	114.51	117.70
5	A	1464	A	O4'-C1'-N9	6.39	113.31	108.20
5	A	257	G	C5-C6-O6	-6.39	124.77	128.60
5	A	454	G	O4'-C1'-N9	6.39	113.31	108.20
5	A	1088	G	O4'-C1'-N9	6.39	113.31	108.20
5	A	1235	A	C4-C5-C6	6.39	120.19	117.00
5	A	766	C	O4'-C1'-N1	6.38	113.31	108.20
5	A	1061	A	C4-C5-C6	6.38	120.19	117.00
5	A	1219	C	P-O3'-C3'	6.38	127.36	119.70
5	A	473	C	N3-C4-C5	-6.38	119.35	121.90
5	A	545	U	O4'-C1'-N1	6.38	113.31	108.20
5	A	1335	A	C5-C6-N6	-6.38	118.59	123.70
5	A	1472	G	C5-C6-O6	-6.38	124.77	128.60
5	A	1653	A	C4-C5-C6	6.38	120.19	117.00
5	A	2494	C	N3-C4-N4	6.38	122.47	118.00
5	A	2860	A	C4-C5-C6	6.38	120.19	117.00
5	A	128	C	N3-C4-N4	6.38	122.47	118.00
5	A	613	U	O4'-C1'-N1	6.38	113.30	108.20
5	A	314	A	C4-C5-C6	6.38	120.19	117.00

Continued on next page...

Continued from previous page...

Mol	Chain	Res	Type	Atoms	Z	Observed(°)	Ideal(°)
5	A	723	A	C5-C6-N1	-6.38	114.51	117.70
5	A	2794	A	O4'-C1'-N9	6.38	113.30	108.20
5	A	1149	A	C4-C5-C6	6.38	120.19	117.00
5	A	1021	A	O4'-C1'-N9	6.38	113.30	108.20
5	A	2141	A	C4-C5-C6	6.38	120.19	117.00
5	A	2526	A	C5-C6-N6	-6.38	118.60	123.70
5	A	2622	U	O4'-C1'-N1	6.38	113.30	108.20
5	A	124	A	C4-C5-C6	6.37	120.19	117.00
5	A	1517	A	C4-C5-C6	6.37	120.19	117.00
5	A	2023	C	N3-C4-C5	-6.37	119.35	121.90
5	A	2454	A	C4-C5-C6	6.37	120.19	117.00
5	A	2473	G	O4'-C1'-N9	6.37	113.30	108.20
5	A	2845	A	C4-C5-C6	6.37	120.19	117.00
6	B	9	C	O4'-C1'-N1	6.37	113.30	108.20
5	A	1190	A	O4'-C1'-N9	6.37	113.30	108.20
5	A	1409	C	N3-C4-N4	6.37	122.46	118.00
5	A	1827	U	O4'-C1'-N1	6.37	113.30	108.20
5	A	1845	A	C4-C5-C6	6.37	120.19	117.00
5	A	2855	G	O4'-C1'-N9	6.37	113.30	108.20
6	B	37	A	C4-C5-C6	6.37	120.19	117.00
5	A	945	C	N3-C4-N4	6.37	122.46	118.00
5	A	1130	A	C4-C5-C6	6.37	120.18	117.00
5	A	1186	C	N3-C4-N4	6.37	122.46	118.00
5	A	1696	G	O4'-C1'-N9	6.37	113.29	108.20
5	A	2522	U	O4'-C1'-N1	6.37	113.30	108.20
5	A	1349	G	C5-C6-O6	-6.37	124.78	128.60
5	A	1710	A	C5-C6-N6	-6.37	118.61	123.70
5	A	2753	U	O4'-C1'-N1	6.37	113.29	108.20
6	B	30	C	N3-C4-C5	-6.37	119.35	121.90
5	A	1099	C	N3-C4-N4	6.37	122.46	118.00
5	A	1359	G	O4'-C1'-N9	6.37	113.29	108.20
5	A	1802	A	C5-C6-N1	-6.37	114.52	117.70
5	A	681	C	N3-C4-N4	6.36	122.45	118.00
5	A	847	A	C4-C5-C6	6.36	120.18	117.00
5	A	1686	A	O4'-C1'-N9	6.36	113.29	108.20
5	A	1722	A	C5-C6-N6	-6.36	118.61	123.70
5	A	2035	C	N3-C4-N4	6.36	122.45	118.00
5	A	2435	C	N3-C4-C5	-6.36	119.35	121.90
5	A	138	U	C2-N1-C1'	6.36	125.33	117.70
5	A	1133	G	O4'-C1'-N9	6.36	113.29	108.20
5	A	2737	G	O4'-C1'-N9	6.36	113.29	108.20
5	A	372	U	O4'-C1'-N1	6.36	113.29	108.20

Continued on next page...

Continued from previous page...

Mol	Chain	Res	Type	Atoms	Z	Observed(°)	Ideal(°)
5	A	1945	A	O4'-C1'-N9	6.36	113.29	108.20
5	A	1967	A	O4'-C1'-N9	6.36	113.29	108.20
5	A	92	G	C5-C6-O6	-6.36	124.78	128.60
5	A	724	A	C4-C5-C6	6.36	120.18	117.00
5	A	1008	A	C4-C5-C6	6.36	120.18	117.00
5	A	2210	G	C5-C6-O6	-6.36	124.78	128.60
5	A	435	G	C5-C6-O6	-6.36	124.78	128.60
5	A	623	A	C5-C6-N1	-6.36	114.52	117.70
5	A	673	A	C5-C6-N6	-6.36	118.61	123.70
5	A	1053	C	N3-C4-N4	6.36	122.45	118.00
5	A	1480	A	C5-C6-N1	-6.36	114.52	117.70
5	A	1763	G	C5-C6-O6	-6.36	124.79	128.60
5	A	2333	G	O4'-C1'-N9	6.36	113.28	108.20
5	A	2791	U	P-O3'-C3'	6.36	127.33	119.70
5	A	2828	G	C5-C6-O6	-6.36	124.78	128.60
5	A	614	G	O4'-C1'-N9	6.36	113.28	108.20
5	A	932	C	N3-C4-N4	6.36	122.45	118.00
5	A	1264	G	C5-C6-O6	-6.36	124.79	128.60
5	A	2142	C	N3-C4-C5	-6.36	119.36	121.90
5	A	2458	G	C5-C6-O6	-6.36	124.79	128.60
5	A	627	G	O4'-C1'-N9	6.35	113.28	108.20
5	A	2368	G	O4'-C1'-N9	6.35	113.28	108.20
5	A	870	A	C5-C6-N6	-6.35	118.62	123.70
6	B	104	G	O4'-C1'-N9	6.35	113.28	108.20
5	A	782	A	C4-C5-C6	6.35	120.17	117.00
5	A	878	G	O4'-C1'-N9	6.35	113.28	108.20
5	A	542	G	C5-C6-O6	-6.35	124.79	128.60
5	A	1471	G	C5-C6-O6	-6.35	124.79	128.60
5	A	2179	U	O4'-C1'-N1	6.35	113.28	108.20
5	A	2621	G	C5-C6-O6	-6.35	124.79	128.60
5	A	2877	G	O4'-C1'-N9	6.35	113.28	108.20
6	B	64	A	C4-C5-C6	6.35	120.17	117.00
5	A	59	G	C5-C6-O6	-6.35	124.79	128.60
5	A	160	G	N3-C2-N2	6.35	124.34	119.90
5	A	1744	G	C5-C6-O6	-6.35	124.79	128.60
5	A	279	A	C5-C6-N1	-6.34	114.53	117.70
5	A	302	A	O4'-C1'-N9	6.34	113.28	108.20
5	A	669	C	N3-C4-N4	6.34	122.44	118.00
5	A	1541	A	C4-C5-C6	6.34	120.17	117.00
5	A	1784	A	C5-C6-N6	-6.34	118.62	123.70
5	A	2825	C	N3-C4-N4	6.34	122.44	118.00
6	B	8	G	C5-C6-O6	-6.34	124.79	128.60

Continued on next page...

Continued from previous page...

Mol	Chain	Res	Type	Atoms	Z	Observed(°)	Ideal(°)
5	A	171	A	O4'-C1'-N9	6.34	113.28	108.20
5	A	616	A	C4-C5-C6	6.34	120.17	117.00
5	A	634	A	O4'-C1'-N9	6.34	113.28	108.20
5	A	1850	A	C4-C5-C6	6.34	120.17	117.00
5	A	1941	A	C4-C5-C6	6.34	120.17	117.00
5	A	2364	A	C4-C5-C6	6.34	120.17	117.00
5	A	22	C	N3-C4-N4	6.34	122.44	118.00
5	A	112	U	O4'-C1'-N1	6.34	113.27	108.20
5	A	1801	G	C5-C6-O6	-6.34	124.80	128.60
5	A	2002	G	O4'-C1'-N9	6.34	113.27	108.20
5	A	192	G	O4'-C1'-N9	6.34	113.27	108.20
5	A	517	A	C4-C5-C6	6.34	120.17	117.00
5	A	2401	G	O4'-C1'-N9	6.34	113.27	108.20
6	B	86	U	O4'-C1'-N1	6.34	113.27	108.20
5	A	800	G	C5-C6-O6	-6.34	124.80	128.60
5	A	1674	G	O4'-C1'-N9	6.34	113.27	108.20
5	A	26	G	C5-C6-O6	-6.34	124.80	128.60
5	A	674	G	O4'-C1'-N9	6.34	113.27	108.20
5	A	918	U	O4'-C1'-N1	6.34	113.27	108.20
5	A	1773	G	O4'-C1'-N9	6.34	113.27	108.20
5	A	2305	G	C5-C6-O6	-6.34	124.80	128.60
5	A	2722	A	O4'-C1'-N9	6.34	113.27	108.20
5	A	5	A	C4-C5-C6	6.33	120.17	117.00
5	A	589	G	O4'-C1'-N9	6.33	113.27	108.20
5	A	1710	A	C4-C5-C6	6.33	120.17	117.00
5	A	699	A	C4-C5-C6	6.33	120.17	117.00
5	A	969	C	N3-C4-C5	-6.33	119.37	121.90
5	A	1828	G	C5-C6-O6	-6.33	124.80	128.60
5	A	2498	A	C4-C5-C6	6.33	120.17	117.00
5	A	2758	G	O4'-C1'-N9	6.33	113.27	108.20
5	A	1640	G	C5-C6-O6	-6.33	124.80	128.60
5	A	2001	G	C5-C6-O6	-6.33	124.80	128.60
5	A	2157	C	N3-C4-N4	6.33	122.43	118.00
5	A	2481	C	O4'-C1'-N1	6.33	113.27	108.20
5	A	2556	C	N3-C4-N4	6.33	122.43	118.00
5	A	2772	U	O4'-C1'-N1	6.33	113.27	108.20
5	A	53	A	C4-C5-C6	6.33	120.17	117.00
5	A	823	G	C4-N9-C1'	6.33	134.73	126.50
5	A	925	A	C4-C5-C6	6.33	120.17	117.00
5	A	49	A	C5-C6-N1	-6.33	114.54	117.70
5	A	747	G	C5-C6-O6	-6.33	124.80	128.60
5	A	1852	G	O4'-C1'-N9	6.33	113.26	108.20

Continued on next page...

Continued from previous page...

Mol	Chain	Res	Type	Atoms	Z	Observed(°)	Ideal(°)
5	A	2042	A	C4-C5-C6	6.33	120.16	117.00
5	A	2334	U	O4'-C1'-N1	6.33	113.26	108.20
5	A	2794	A	C5-C6-N6	-6.33	118.64	123.70
5	A	231	A	C5-C6-N1	-6.33	114.54	117.70
5	A	1444	C	N3-C4-C5	-6.33	119.37	121.90
5	A	436	A	C4-C5-C6	6.33	120.16	117.00
5	A	749	G	O4'-C1'-N9	6.33	113.26	108.20
5	A	781	A	C4-C5-C6	6.33	120.16	117.00
5	A	795	G	C5-C6-O6	-6.33	124.80	128.60
5	A	1047	A	O4'-C1'-N9	6.33	113.26	108.20
5	A	2062	A	O4'-C1'-N9	6.33	113.26	108.20
5	A	475	A	O3'-P-O5'	-6.32	91.98	104.00
5	A	1210	A	C4-C5-C6	6.32	120.16	117.00
5	A	1431	G	C5-C6-O6	-6.32	124.81	128.60
5	A	2146	A	C5-C6-N6	-6.32	118.64	123.70
5	A	2586	G	C5-C6-O6	-6.32	124.81	128.60
5	A	15	G	O4'-C1'-N9	6.32	113.26	108.20
5	A	335	G	C5-C6-O6	-6.32	124.81	128.60
5	A	835	A	C4-C5-C6	6.32	120.16	117.00
5	A	2274	U	O4'-C1'-N1	6.32	113.26	108.20
5	A	178	A	C4-C5-C6	6.32	120.16	117.00
5	A	218	G	C5-C6-O6	-6.32	124.81	128.60
5	A	518	A	C5-C6-N1	-6.32	114.54	117.70
5	A	957	A	C4-C5-C6	6.32	120.16	117.00
5	A	1227	G	C5-C6-O6	-6.32	124.81	128.60
5	A	1736	C	N3-C4-C5	-6.32	119.37	121.90
5	A	2254	A	O4'-C1'-N9	6.32	113.26	108.20
5	A	2429	G	O4'-C1'-N9	6.32	113.26	108.20
17	P	43	PHE	CB-CG-CD2	6.32	125.22	120.80
5	A	1248	C	N3-C4-N4	6.32	122.42	118.00
5	A	2734	A	C5-C6-N6	-6.32	118.64	123.70
5	A	1062	C	N3-C4-C5	-6.32	119.37	121.90
5	A	1643	C	N3-C4-N4	6.32	122.42	118.00
5	A	1711	G	C5-C6-O6	-6.32	124.81	128.60
5	A	2787	A	C5-C6-N6	-6.32	118.64	123.70
6	B	15	C	N3-C4-N4	6.32	122.42	118.00
6	B	30	C	N3-C4-N4	6.32	122.42	118.00
5	A	260	A	C4-C5-C6	6.32	120.16	117.00
5	A	1630	G	C5-C6-O6	-6.32	124.81	128.60
5	A	2391	G	O4'-C1'-N9	6.32	113.25	108.20
5	A	201	C	N3-C4-N4	6.31	122.42	118.00
5	A	514	G	C5-C6-O6	-6.31	124.81	128.60

Continued on next page...

Continued from previous page...

Mol	Chain	Res	Type	Atoms	Z	Observed(°)	Ideal(°)
5	A	808	A	C4-C5-C6	6.31	120.16	117.00
5	A	885	C	N3-C4-N4	6.31	122.42	118.00
5	A	2092	C	N3-C4-N4	6.31	122.42	118.00
5	A	2357	A	C5-C6-N6	-6.31	118.65	123.70
5	A	2444	G	O4'-C1'-N9	6.31	113.25	108.20
6	B	4	G	C5-C6-O6	-6.31	124.81	128.60
6	B	31	G	O4'-C1'-N9	6.31	113.25	108.20
6	B	55	A	C4-C5-C6	6.31	120.16	117.00
5	A	1236	G	C5-C6-O6	-6.31	124.81	128.60
5	A	834	C	N3-C4-N4	6.31	122.42	118.00
5	A	1421	A	C4-C5-C6	6.31	120.16	117.00
5	A	1480	A	C4-C5-C6	6.31	120.16	117.00
5	A	2044	A	O4'-C1'-N9	6.31	113.25	108.20
5	A	2094	C	N3-C4-N4	6.31	122.42	118.00
5	A	2762	A	C4-C5-C6	6.31	120.15	117.00
5	A	611	U	P-O3'-C3'	6.31	127.27	119.70
5	A	769	A	C4-C5-C6	6.31	120.15	117.00
5	A	2508	U	O4'-C1'-N1	6.31	113.25	108.20
5	A	2620	C	N3-C4-C5	-6.31	119.38	121.90
5	A	360	C	N3-C4-N4	6.31	122.41	118.00
5	A	1269	A	C4-C5-C6	6.31	120.15	117.00
5	A	2925	C	N3-C4-N4	6.31	122.41	118.00
5	A	127	C	N3-C4-C5	-6.30	119.38	121.90
5	A	407	A	C4-C5-C6	6.30	120.15	117.00
5	A	1563	G	C5-C6-O6	-6.30	124.82	128.60
5	A	2371	C	N3-C4-N4	6.30	122.41	118.00
5	A	2708	A	C4-C5-C6	6.30	120.15	117.00
5	A	2812	A	C4-C5-C6	6.30	120.15	117.00
5	A	7	G	O4'-C1'-N9	6.30	113.24	108.20
5	A	490	A	C4-C5-C6	6.30	120.15	117.00
5	A	938	G	C5'-C4'-O4'	6.30	116.66	109.10
5	A	1937	C	N3-C4-N4	6.30	122.41	118.00
5	A	2711	G	C5-C6-O6	-6.30	124.82	128.60
5	A	2835	A	C5-C6-N1	-6.30	114.55	117.70
5	A	2841	C	O4'-C1'-N1	6.30	113.24	108.20
6	B	90	C	N3-C4-N4	6.30	122.41	118.00
5	A	368	G	O4'-C1'-N9	6.30	113.24	108.20
5	A	513	A	C4-C5-C6	6.30	120.15	117.00
5	A	910	A	C4-C5-C6	6.30	120.15	117.00
5	A	932	C	N3-C4-C5	-6.30	119.38	121.90
5	A	2406	A	C4-C5-C6	6.30	120.15	117.00
5	A	2420	G	C5-C6-O6	-6.30	124.82	128.60

Continued on next page...

Continued from previous page...

Mol	Chain	Res	Type	Atoms	Z	Observed(°)	Ideal(°)
5	A	2030	A	O4'-C1'-N9	6.30	113.24	108.20
5	A	2765	G	O4'-C1'-N9	6.30	113.24	108.20
5	A	67	A	C5-C6-N1	-6.30	114.55	117.70
5	A	1326	A	C5-C6-N6	-6.30	118.66	123.70
5	A	1352	U	C2-N1-C1'	6.30	125.26	117.70
5	A	2716	U	O4'-C1'-N1	6.30	113.24	108.20
5	A	2885	A	C4-C5-C6	6.30	120.15	117.00
5	A	1364	C	O4'-C1'-N1	6.29	113.24	108.20
17	P	74	PHE	CB-CG-CD2	-6.29	116.39	120.80
5	A	18	C	N3-C4-N4	6.29	122.41	118.00
5	A	202	A	C4-C5-C6	6.29	120.15	117.00
5	A	448	A	O4'-C1'-N9	6.29	113.23	108.20
5	A	657	G	O4'-C1'-N9	6.29	113.23	108.20
5	A	786	A	C4-C5-C6	6.29	120.15	117.00
5	A	917	A	C4-C5-C6	6.29	120.15	117.00
5	A	1813	A	C5-C6-N6	-6.29	118.67	123.70
5	A	2228	A	P-O3'-C3'	6.29	127.25	119.70
5	A	65	A	C4-C5-C6	6.29	120.15	117.00
5	A	1068	G	N3-C2-N2	6.29	124.30	119.90
5	A	2869	A	O4'-C1'-N9	6.29	113.23	108.20
5	A	2885	A	O4'-C1'-N9	6.29	113.23	108.20
5	A	2290	C	N3-C4-N4	6.29	122.40	118.00
5	A	359	C	N3-C4-N4	6.29	122.40	118.00
5	A	1357	A	C4-C5-C6	6.29	120.14	117.00
5	A	1511	C	N3-C4-N4	6.29	122.40	118.00
5	A	2157	C	N3-C4-C5	-6.29	119.39	121.90
5	A	2395	A	C5-C6-N6	-6.29	118.67	123.70
5	A	1773	G	C5-C6-O6	-6.29	124.83	128.60
5	A	428	A	C4-C5-C6	6.29	120.14	117.00
5	A	1397	G	C5-C6-O6	-6.29	124.83	128.60
5	A	1493	C	N3-C4-N4	6.29	122.40	118.00
5	A	2655	C	N3-C4-N4	6.29	122.40	118.00
5	A	2708	A	C5-C6-N1	-6.29	114.56	117.70
5	A	415	C	N3-C4-N4	6.28	122.40	118.00
5	A	418	A	C5-C6-N6	-6.28	118.67	123.70
5	A	818	G	C5-C6-O6	-6.28	124.83	128.60
5	A	1400	G	O4'-C1'-N9	6.28	113.23	108.20
5	A	2199	G	C5-C6-O6	-6.28	124.83	128.60
5	A	2613	U	C2-N1-C1'	6.28	125.24	117.70
5	A	2870	G	O4'-C1'-N9	6.28	113.23	108.20
5	A	2907	A	O4'-C1'-N9	6.28	113.23	108.20
5	A	2658	A	C4-C5-C6	6.28	120.14	117.00

Continued on next page...

Continued from previous page...

Mol	Chain	Res	Type	Atoms	Z	Observed(°)	Ideal(°)
6	B	51	A	C4-C5-C6	6.28	120.14	117.00
5	A	421	A	O4'-C1'-N9	6.28	113.22	108.20
5	A	678	A	C4-C5-C6	6.28	120.14	117.00
5	A	736	A	C5-C6-N6	-6.28	118.68	123.70
5	A	114	C	O4'-C1'-N1	6.28	113.22	108.20
5	A	1483	A	C5-C6-N6	-6.28	118.68	123.70
5	A	2461	A	C5-C6-N6	-6.28	118.68	123.70
5	A	1274	U	P-O3'-C3'	6.28	127.23	119.70
5	A	2349	A	C4-C5-C6	6.28	120.14	117.00
6	B	92	C	N3-C4-N4	6.28	122.39	118.00
5	A	479	A	C4-C5-C6	6.28	120.14	117.00
5	A	919	U	P-O5'-C5'	6.28	130.94	120.90
5	A	1809	A	C4-C5-C6	6.28	120.14	117.00
5	A	1834	C	N3-C4-N4	6.28	122.39	118.00
5	A	2100	A	C5-C6-N6	-6.28	118.68	123.70
5	A	2421	A	C4-C5-C6	6.28	120.14	117.00
5	A	2550	C	N3-C4-N4	6.28	122.39	118.00
5	A	1683	C	N3-C4-N4	6.27	122.39	118.00
5	A	2398	A	C4-C5-C6	6.27	120.14	117.00
5	A	825	G	C5-C6-O6	-6.27	124.84	128.60
5	A	1072	A	C4-C5-C6	6.27	120.14	117.00
5	A	2207	C	C6-N1-C1'	-6.27	113.27	120.80
5	A	126	A	C4-C5-C6	6.27	120.14	117.00
5	A	1468	G	O4'-C1'-N9	6.27	113.22	108.20
5	A	1923	C	N3-C4-N4	6.27	122.39	118.00
5	A	2123	A	C5-C6-N1	-6.27	114.56	117.70
5	A	2163	A	C5-C6-N6	-6.27	118.68	123.70
5	A	2223	U	O4'-C1'-N1	6.27	113.22	108.20
5	A	2626	G	C5'-C4'-C3'	6.27	126.03	116.00
5	A	845	G	O4'-C1'-N9	6.27	113.22	108.20
5	A	1051	C	P-O5'-C5'	6.27	130.93	120.90
5	A	1191	C	N3-C4-N4	6.27	122.39	118.00
5	A	2419	U	C2-N1-C1'	6.27	125.22	117.70
5	A	254	A	C4-C5-C6	6.27	120.13	117.00
5	A	645	C	O4'-C1'-N1	6.27	113.21	108.20
5	A	884	C	N3-C4-N4	6.27	122.39	118.00
5	A	1769	G	O4'-C1'-N9	6.27	113.21	108.20
5	A	2073	C	N3-C4-N4	6.27	122.39	118.00
5	A	2406	A	C5-C6-N6	-6.27	118.69	123.70
6	B	44	A	C4-C5-C6	6.27	120.13	117.00
5	A	10	A	C4-C5-C6	6.27	120.13	117.00
5	A	324	A	C4-C5-C6	6.27	120.13	117.00

Continued on next page...

Continued from previous page...

Mol	Chain	Res	Type	Atoms	Z	Observed(°)	Ideal(°)
5	A	1429	U	O4'-C1'-N1	6.27	113.21	108.20
5	A	2032	A	C5-C6-N6	-6.27	118.69	123.70
5	A	2488	A	C5-C6-N1	-6.27	114.57	117.70
5	A	183	A	O4'-C1'-N9	6.26	113.21	108.20
5	A	1084	A	C5-C6-N6	-6.26	118.69	123.70
5	A	1653	A	C5-C6-N6	-6.26	118.69	123.70
5	A	1658	G	C5-C6-O6	-6.26	124.84	128.60
5	A	2426	G	C5-C6-O6	-6.26	124.84	128.60
5	A	637	A	C5-C6-N1	-6.26	114.57	117.70
5	A	1020	A	C4-C5-C6	6.26	120.13	117.00
5	A	1410	G	C5-C6-O6	-6.26	124.84	128.60
5	A	1734	A	C4-C5-C6	6.26	120.13	117.00
5	A	2293	C	N3-C4-N4	6.26	122.38	118.00
5	A	2482	A	C5-C6-N1	-6.26	114.57	117.70
5	A	231	A	C4-C5-C6	6.26	120.13	117.00
5	A	1281	C	C6-N1-C1'	-6.26	113.29	120.80
5	A	1661	A	C4-C5-C6	6.26	120.13	117.00
5	A	1675	A	C4-C5-C6	6.26	120.13	117.00
5	A	2496	C	N3-C4-N4	6.26	122.38	118.00
5	A	2588	C	O4'-C1'-N1	6.26	113.21	108.20
5	A	2733	C	C5-C4-N4	-6.26	115.82	120.20
5	A	2813	U	O4'-C1'-N1	6.26	113.21	108.20
5	A	2854	A	C5-C6-N1	-6.26	114.57	117.70
5	A	2858	U	O4'-C1'-N1	6.26	113.21	108.20
5	A	460	C	N3-C4-C5	-6.26	119.40	121.90
5	A	494	A	C5-C6-N6	-6.26	118.69	123.70
5	A	543	A	C5-C6-N6	-6.26	118.69	123.70
5	A	1179	A	C4-C5-C6	6.26	120.13	117.00
5	A	1183	G	C5-C6-O6	-6.26	124.84	128.60
5	A	2369	A	C5-C6-N6	-6.26	118.69	123.70
5	A	965	A	O4'-C1'-N9	6.26	113.21	108.20
5	A	1623	C	N3-C4-N4	6.26	122.38	118.00
5	A	1749	G	C5-C6-O6	-6.26	124.84	128.60
5	A	515	G	C5-C6-O6	-6.26	124.85	128.60
5	A	1131	A	C4-C5-C6	6.26	120.13	117.00
5	A	1817	C	N3-C4-N4	6.26	122.38	118.00
5	A	2532	A	C4-C5-C6	6.26	120.13	117.00
5	A	2882	G	O4'-C1'-N9	6.26	113.21	108.20
5	A	724	A	C5-C6-N6	-6.25	118.70	123.70
5	A	2880	U	O4'-C1'-N1	6.25	113.20	108.20
5	A	278	A	O4'-C1'-N9	6.25	113.20	108.20
5	A	469	A	C4-C5-C6	6.25	120.13	117.00

Continued on next page...

Continued from previous page...

Mol	Chain	Res	Type	Atoms	Z	Observed(°)	Ideal(°)
5	A	2182	G	O4'-C1'-N9	6.25	113.20	108.20
5	A	2324	C	N3-C4-N4	6.25	122.38	118.00
5	A	1674	G	C5-C6-O6	-6.25	124.85	128.60
5	A	2482	A	C5-C6-N6	-6.25	118.70	123.70
5	A	2635	C	N3-C4-N4	6.25	122.38	118.00
6	B	11	A	C4-C5-C6	6.25	120.12	117.00
5	A	439	U	O4'-C1'-N1	6.25	113.20	108.20
5	A	455	G	O4'-C1'-N9	6.25	113.20	108.20
5	A	734	C	N3-C4-N4	6.25	122.37	118.00
5	A	1265	A	C4-C5-C6	6.25	120.12	117.00
5	A	1346	A	C4-C5-C6	6.25	120.12	117.00
5	A	510	G	O4'-C1'-N9	6.25	113.20	108.20
5	A	1139	G	C5-C6-O6	-6.25	124.85	128.60
5	A	2891	G	C5-C6-O6	-6.25	124.85	128.60
5	A	2903	U	O4'-C1'-N1	6.25	113.20	108.20
5	A	1194	A	C4-C5-C6	6.25	120.12	117.00
5	A	1536	A	O4'-C1'-N9	6.25	113.20	108.20
5	A	32	C	N3-C4-C5	-6.24	119.40	121.90
5	A	186	C	N3-C4-N4	6.24	122.37	118.00
5	A	593	A	O4'-C1'-N9	6.24	113.20	108.20
5	A	654	G	O4'-C1'-N9	6.24	113.19	108.20
5	A	770	A	C5-C6-N6	-6.24	118.70	123.70
5	A	1631	A	C4-C5-C6	6.24	120.12	117.00
5	A	2411	G	O4'-C1'-N9	6.24	113.19	108.20
5	A	2542	A	C4-C5-C6	6.24	120.12	117.00
6	B	107	G	C5-C6-O6	-6.24	124.85	128.60
5	A	630	A	C5-C6-N1	-6.24	114.58	117.70
5	A	2714	G	O4'-C1'-N9	6.24	113.19	108.20
5	A	268	A	C5-C6-N6	-6.24	118.71	123.70
5	A	1440	G	O4'-C1'-N9	6.24	113.19	108.20
5	A	1841	G	O4'-C1'-N9	6.24	113.19	108.20
5	A	2525	C	N3-C4-C5	-6.24	119.40	121.90
5	A	365	U	O4'-C1'-N1	6.24	113.19	108.20
5	A	477	A	C4-C5-C6	6.24	120.12	117.00
5	A	734	C	N3-C4-C5	-6.24	119.41	121.90
5	A	871	G	O4'-C1'-N9	6.24	113.19	108.20
5	A	1221	A	O4'-C1'-N9	6.24	113.19	108.20
5	A	1313	A	C4-C5-C6	6.24	120.12	117.00
5	A	1387	G	C5-C6-O6	-6.24	124.86	128.60
5	A	2233	C	N3-C4-C5	-6.24	119.40	121.90
5	A	443	G	O4'-C1'-N9	6.24	113.19	108.20
5	A	1174	A	O4'-C1'-N9	6.24	113.19	108.20

Continued on next page...

Continued from previous page...

Mol	Chain	Res	Type	Atoms	Z	Observed(°)	Ideal(°)
5	A	1732	G	C5-C6-O6	-6.24	124.86	128.60
5	A	1986	C	N3-C4-N4	6.24	122.37	118.00
5	A	2351	A	C4-C5-C6	6.24	120.12	117.00
5	A	2686	A	C4-C5-C6	6.24	120.12	117.00
5	A	108	A	C4-C5-C6	6.24	120.12	117.00
5	A	1765	G	C5-C6-O6	-6.24	124.86	128.60
5	A	1933	G	C5-C6-O6	-6.24	124.86	128.60
5	A	2793	A	C4-C5-C6	6.24	120.12	117.00
5	A	2362	A	C4-C5-C6	6.23	120.12	117.00
5	A	84	A	C4-C5-C6	6.23	120.12	117.00
5	A	952	A	C5-C6-N6	-6.23	118.71	123.70
5	A	2767	A	C4-C5-C6	6.23	120.12	117.00
5	A	33	U	O4'-C1'-N1	6.23	113.19	108.20
5	A	930	C	O4'-C1'-N1	6.23	113.18	108.20
5	A	951	C	N3-C4-N4	6.23	122.36	118.00
5	A	1416	G	C5-C6-O6	-6.23	124.86	128.60
5	A	1453	A	C4-C5-C6	6.23	120.11	117.00
5	A	1611	G	O4'-C1'-N9	6.23	113.19	108.20
5	A	2544	C	N3-C4-C5	-6.23	119.41	121.90
5	A	2759	C	N3-C4-N4	6.23	122.36	118.00
5	A	376	A	O4'-C1'-N9	6.23	113.18	108.20
5	A	867	A	C5-C6-N1	-6.23	114.58	117.70
6	B	39	A	C4-C5-C6	6.23	120.11	117.00
5	A	110	A	C5-C6-N6	-6.23	118.72	123.70
5	A	760	G	C5-C6-O6	-6.23	124.86	128.60
5	A	1222	A	C4-C5-C6	6.23	120.11	117.00
5	A	1258	A	C4-C5-C6	6.23	120.11	117.00
5	A	2083	A	C5-C6-N6	-6.23	118.72	123.70
5	A	2652	G	O4'-C1'-N9	6.23	113.18	108.20
5	A	2915	G	N3-C2-N2	6.23	124.26	119.90
5	A	1384	C	N3-C4-N4	6.22	122.36	118.00
5	A	2547	A	O4'-C1'-N9	6.22	113.18	108.20
5	A	2837	A	C5-C6-N6	-6.22	118.72	123.70
5	A	538	A	C5-C6-N1	-6.22	114.59	117.70
5	A	2395	A	C4-C5-C6	6.22	120.11	117.00
5	A	446	G	O4'-C1'-N9	6.22	113.18	108.20
5	A	2250	G	C5-C6-O6	-6.22	124.87	128.60
5	A	200	A	C4-C5-C6	6.22	120.11	117.00
5	A	278	A	C4-C5-C6	6.22	120.11	117.00
5	A	312	G	O4'-C4'-C3'	-6.22	97.78	104.00
5	A	967	G	O4'-C1'-N9	6.22	113.18	108.20
5	A	1075	A	C4-C5-C6	6.22	120.11	117.00

Continued on next page...

Continued from previous page...

Mol	Chain	Res	Type	Atoms	Z	Observed(°)	Ideal(°)
5	A	1336	C	N3-C4-N4	6.22	122.35	118.00
5	A	1342	G	O4'-C1'-N9	6.22	113.17	108.20
5	A	1967	A	C5-C6-N6	-6.22	118.72	123.70
5	A	1291	A	C5-C6-N1	-6.22	114.59	117.70
5	A	1406	A	C5-C6-N6	-6.22	118.73	123.70
5	A	1723	A	C4-C5-C6	6.22	120.11	117.00
5	A	291	C	N3-C4-N4	6.22	122.35	118.00
5	A	1022	G	O4'-C1'-N9	6.22	113.17	108.20
5	A	1199	C	N3-C4-N4	6.22	122.35	118.00
5	A	1876	A	C4-C5-C6	6.22	120.11	117.00
5	A	2831	A	C4-C5-C6	6.22	120.11	117.00
5	A	422	C	N3-C4-C5	-6.21	119.41	121.90
5	A	1302	A	C4-C5-C6	6.21	120.11	117.00
5	A	970	A	O4'-C1'-N9	6.21	113.17	108.20
5	A	97	C	P-O5'-C5'	6.21	130.84	120.90
5	A	171	A	C4-C5-C6	6.21	120.11	117.00
5	A	288	C	N3-C4-N4	6.21	122.35	118.00
5	A	1123	A	C4-C5-C6	6.21	120.11	117.00
5	A	1395	C	N3-C4-N4	6.21	122.35	118.00
5	A	1821	G	C5-C6-O6	-6.21	124.87	128.60
5	A	2479	A	O4'-C1'-N9	6.21	113.17	108.20
5	A	2555	G	O4'-C1'-N9	6.21	113.17	108.20
5	A	352	G	C5-C6-O6	-6.21	124.87	128.60
5	A	527	A	C4-C5-C6	6.21	120.11	117.00
5	A	1222	A	C5-C6-N6	-6.21	118.73	123.70
5	A	1339	A	C5-C6-N6	-6.21	118.73	123.70
5	A	455	G	C5-C6-O6	-6.21	124.88	128.60
5	A	2406	A	O4'-C1'-N9	6.21	113.17	108.20
5	A	2920	C	N3-C4-N4	6.21	122.35	118.00
6	B	26	C	N3-C4-N4	6.21	122.34	118.00
5	A	1335	A	C4-C5-C6	6.21	120.10	117.00
5	A	1356	G	O4'-C1'-N9	6.21	113.17	108.20
5	A	2384	C	N3-C4-C5	-6.21	119.42	121.90
5	A	374	A	C5-C6-N1	-6.20	114.60	117.70
5	A	1037	C	N3-C4-N4	6.20	122.34	118.00
5	A	1158	G	C5-C6-O6	-6.20	124.88	128.60
5	A	1388	A	C4-C5-C6	6.20	120.10	117.00
5	A	1477	A	C5-C6-N1	-6.20	114.60	117.70
5	A	1767	A	C4-C5-C6	6.20	120.10	117.00
5	A	2310	C	N3-C4-N4	6.20	122.34	118.00
5	A	2490	C	N3-C4-C5	-6.20	119.42	121.90
5	A	2819	A	C4-C5-C6	6.20	120.10	117.00

Continued on next page...

Continued from previous page...

Mol	Chain	Res	Type	Atoms	Z	Observed(°)	Ideal(°)
5	A	1049	G	O4'-C1'-N9	6.20	113.16	108.20
5	A	2132	A	C5-C6-N1	-6.20	114.60	117.70
5	A	153	C	C2-N3-C4	6.20	123.00	119.90
5	A	836	A	C4-C5-C6	6.20	120.10	117.00
5	A	953	G	O4'-C1'-N9	6.20	113.16	108.20
5	A	1078	A	C5-C6-N1	-6.20	114.60	117.70
5	A	1470	G	O4'-C1'-N9	6.20	113.16	108.20
5	A	1709	A	C4-C5-C6	6.20	120.10	117.00
5	A	1965	A	C4-C5-C6	6.20	120.10	117.00
5	A	2018	A	C4-C5-C6	6.20	120.10	117.00
5	A	2151	U	O4'-C1'-N1	6.20	113.16	108.20
5	A	2485	C	P-O5'-C5'	6.20	130.82	120.90
5	A	2893	A	C4-C5-C6	6.20	120.10	117.00
5	A	326	A	C4-C5-C6	6.20	120.10	117.00
5	A	646	A	C5-C6-N1	-6.20	114.60	117.70
5	A	1131	A	C5-C6-N6	-6.20	118.74	123.70
5	A	1208	G	C5-C6-O6	-6.20	124.88	128.60
5	A	2594	A	O4'-C1'-N9	6.20	113.16	108.20
5	A	2922	U	O4'-C1'-N1	6.20	113.16	108.20
5	A	803	C	N3-C4-N4	6.20	122.34	118.00
5	A	1067	A	C5-C6-N6	-6.20	118.74	123.70
5	A	1291	A	C5-C6-N6	-6.20	118.74	123.70
5	A	1404	A	C4-C5-C6	6.20	120.10	117.00
5	A	1412	A	C4-C5-C6	6.20	120.10	117.00
5	A	1858	A	C4-C5-C6	6.20	120.10	117.00
5	A	2670	A	C5-C6-N6	-6.20	118.74	123.70
5	A	2782	A	C5-C6-N6	-6.20	118.74	123.70
5	A	345	A	C4-C5-C6	6.19	120.10	117.00
5	A	634	A	C4-C5-C6	6.19	120.10	117.00
6	B	55	A	C5-C6-N6	-6.19	118.75	123.70
5	A	1774	A	C4-C5-C6	6.19	120.10	117.00
5	A	2441	A	P-O5'-C5'	6.19	130.81	120.90
5	A	2804	A	C4-C5-C6	6.19	120.10	117.00
5	A	870	A	C4-C5-C6	6.19	120.09	117.00
5	A	1140	U	O4'-C1'-N1	6.19	113.15	108.20
5	A	1968	U	O4'-C1'-N1	6.19	113.15	108.20
5	A	2191	A	C4-C5-C6	6.19	120.10	117.00
5	A	2289	C	N3-C4-N4	6.19	122.33	118.00
5	A	2362	A	C5-C6-N6	-6.19	118.75	123.70
5	A	2405	A	C4-C5-C6	6.19	120.09	117.00
6	B	58	C	N3-C4-N4	6.19	122.33	118.00
5	A	991	A	C4-C5-C6	6.19	120.09	117.00

Continued on next page...

Continued from previous page...

Mol	Chain	Res	Type	Atoms	Z	Observed(°)	Ideal(°)
5	A	1349	G	O4'-C1'-N9	6.19	113.15	108.20
5	A	2801	C	N3-C4-N4	6.19	122.33	118.00
5	A	593	A	C4-C5-C6	6.19	120.09	117.00
5	A	1138	C	O4'-C1'-N1	6.19	113.15	108.20
5	A	2262	A	C4-C5-C6	6.19	120.09	117.00
5	A	1034	A	C5-C6-N6	-6.19	118.75	123.70
5	A	1132	A	C4-C5-C6	6.19	120.09	117.00
5	A	356	G	C5-C6-O6	-6.18	124.89	128.60
5	A	1818	A	C4-C5-C6	6.18	120.09	117.00
5	A	2273	U	P-O5'-C5'	6.18	130.79	120.90
5	A	2414	C	N3-C4-N4	6.18	122.33	118.00
5	A	403	C	N3-C4-N4	6.18	122.33	118.00
5	A	1697	A	C4-C5-C6	6.18	120.09	117.00
5	A	2695	C	N3-C4-N4	6.18	122.33	118.00
5	A	2700	A	C5-C6-N1	-6.18	114.61	117.70
5	A	2851	A	C4-C5-C6	6.18	120.09	117.00
5	A	52	A	C5-C6-N1	-6.18	114.61	117.70
5	A	272	C	O4'-C1'-N1	6.18	113.14	108.20
5	A	808	A	O4'-C1'-N9	6.18	113.14	108.20
5	A	1171	G	O4'-C1'-N9	6.18	113.14	108.20
5	A	1442	A	C4-C5-C6	6.18	120.09	117.00
5	A	1615	A	C4-C5-C6	6.18	120.09	117.00
5	A	1820	A	C4-C5-C6	6.18	120.09	117.00
6	B	88	C	N3-C4-C5	-6.18	119.43	121.90
5	A	1133	G	C5-C6-O6	-6.18	124.89	128.60
5	A	1405	A	O4'-C1'-N9	6.18	113.14	108.20
5	A	1454	C	N3-C4-N4	6.18	122.33	118.00
5	A	126	A	C5-C6-N1	-6.18	114.61	117.70
5	A	224	A	C5-C6-N1	-6.18	114.61	117.70
5	A	331	C	N3-C4-N4	6.18	122.32	118.00
5	A	582	A	C5-C6-N6	-6.18	118.76	123.70
5	A	605	G	O4'-C1'-N9	6.18	113.14	108.20
5	A	666	G	C5-C6-O6	-6.18	124.89	128.60
5	A	2339	A	C4-C5-C6	6.18	120.09	117.00
5	A	2646	C	N3-C4-N4	6.18	122.32	118.00
5	A	1627	A	C5-C6-N6	-6.17	118.76	123.70
5	A	2228	A	C5-C6-N6	-6.17	118.76	123.70
5	A	2718	U	O4'-C1'-N1	6.17	113.14	108.20
5	A	45	G	P-O3'-C3'	-6.17	112.29	119.70
5	A	104	C	N3-C4-N4	6.17	122.32	118.00
5	A	2500	A	C5-C6-N1	-6.17	114.61	117.70
6	B	47	C	N3-C4-N4	6.17	122.32	118.00

Continued on next page...

Continued from previous page...

Mol	Chain	Res	Type	Atoms	Z	Observed(°)	Ideal(°)
5	A	2623	C	N3-C4-C5	-6.17	119.43	121.90
5	A	456	A	O4'-C1'-N9	6.17	113.13	108.20
5	A	657	G	C5-C6-O6	-6.17	124.90	128.60
5	A	683	A	C4-C5-C6	6.17	120.08	117.00
5	A	896	A	C5-C6-N1	-6.17	114.62	117.70
5	A	1255	G	C5-C6-O6	-6.17	124.90	128.60
5	A	1722	A	C4-C5-C6	6.17	120.08	117.00
5	A	2713	U	O4'-C1'-N1	6.17	113.14	108.20
5	A	2794	A	C4-C5-C6	6.17	120.08	117.00
5	A	903	G	C5-C6-O6	-6.17	124.90	128.60
5	A	1141	A	C4-C5-C6	6.17	120.08	117.00
5	A	1234	G	O4'-C1'-N9	6.17	113.13	108.20
5	A	1423	A	C4-C5-C6	6.17	120.08	117.00
5	A	1822	G	C5-C6-O6	-6.17	124.90	128.60
5	A	2165	A	C4-C5-C6	6.17	120.08	117.00
5	A	2606	A	O4'-C1'-N9	6.17	113.13	108.20
5	A	2671	G	O4'-C1'-N9	6.17	113.13	108.20
5	A	41	A	C4-C5-C6	6.17	120.08	117.00
5	A	1961	A	O4'-C1'-N9	6.17	113.13	108.20
5	A	2087	A	C4-C5-C6	6.17	120.08	117.00
5	A	2451	C	O4'-C1'-N1	6.17	113.13	108.20
5	A	281	A	C5-C6-N1	-6.16	114.62	117.70
5	A	1040	C	N3-C4-N4	6.16	122.31	118.00
5	A	1648	A	C4-C5-C6	6.16	120.08	117.00
5	A	2436	A	C4-C5-C6	6.16	120.08	117.00
5	A	1987	C	N3-C4-N4	6.16	122.31	118.00
5	A	2009	G	O4'-C1'-N9	6.16	113.13	108.20
5	A	2234	C	N3-C4-N4	6.16	122.31	118.00
6	B	74	G	O4'-C1'-N9	6.16	113.13	108.20
5	A	1462	G	C5-C6-O6	-6.16	124.90	128.60
5	A	2462	A	C4-C5-C6	6.16	120.08	117.00
5	A	14	A	C5-C6-N1	-6.16	114.62	117.70
5	A	198	A	O4'-C1'-N9	6.16	113.13	108.20
5	A	220	A	C4-C5-C6	6.16	120.08	117.00
5	A	927	G	O4'-C1'-N9	6.16	113.13	108.20
5	A	1014	A	O4'-C1'-N9	6.16	113.13	108.20
5	A	2017	C	N3-C4-N4	6.16	122.31	118.00
5	A	2719	A	P-O3'-C3'	6.16	127.09	119.70
5	A	2750	A	C4-C5-C6	6.16	120.08	117.00
5	A	308	C	N3-C4-C5	-6.16	119.44	121.90
5	A	2608	C	N3-C4-C5	-6.16	119.44	121.90
5	A	91	A	C4-C5-C6	6.16	120.08	117.00

Continued on next page...

Continued from previous page...

Mol	Chain	Res	Type	Atoms	Z	Observed(°)	Ideal(°)
5	A	503	C	O4'-C1'-N1	6.16	113.12	108.20
5	A	831	U	O4'-C1'-N1	6.16	113.12	108.20
5	A	1157	A	C4-C5-C6	6.16	120.08	117.00
5	A	1575	A	C4-C5-C6	6.16	120.08	117.00
5	A	1824	C	N3-C4-C5	-6.16	119.44	121.90
6	B	56	A	O4'-C1'-N9	6.16	113.12	108.20
5	A	1155	C	N3-C4-N4	6.15	122.31	118.00
5	A	1233	A	C4-C5-C6	6.15	120.08	117.00
5	A	2012	C	N3-C4-N4	6.15	122.31	118.00
5	A	2270	A	C5-C6-N6	-6.15	118.78	123.70
5	A	2792	G	N3-C2-N2	6.15	124.21	119.90
5	A	410	G	O4'-C1'-N9	6.15	113.12	108.20
5	A	594	C	O4'-C1'-N1	6.15	113.12	108.20
5	A	831	U	P-O3'-C3'	6.15	127.08	119.70
5	A	1135	G	C5-C6-O6	-6.15	124.91	128.60
5	A	1583	A	C4-C5-C6	6.15	120.08	117.00
5	A	1654	A	C4-C5-C6	6.15	120.08	117.00
5	A	2455	A	C4-C5-C6	6.15	120.08	117.00
5	A	2846	A	C4-C5-C6	6.15	120.08	117.00
5	A	2902	A	C4-C5-C6	6.15	120.08	117.00
5	A	108	A	C5-C6-N1	-6.15	114.62	117.70
5	A	388	A	C4-C5-C6	6.15	120.08	117.00
5	A	1021	A	C4-C5-C6	6.15	120.08	117.00
5	A	1070	G	C5-C6-O6	-6.15	124.91	128.60
5	A	1119	A	C4-C5-C6	6.15	120.08	117.00
5	A	2089	A	C4-C5-C6	6.15	120.08	117.00
5	A	2517	A	C4-C5-C6	6.15	120.08	117.00
5	A	2911	G	C5-C6-O6	-6.15	124.91	128.60
5	A	67	A	P-O5'-C5'	6.15	130.74	120.90
5	A	101	G	C5-C6-O6	-6.15	124.91	128.60
5	A	130	A	C4-C5-C6	6.15	120.07	117.00
5	A	369	A	C4-C5-C6	6.15	120.07	117.00
5	A	1056	A	C4-C5-C6	6.15	120.07	117.00
5	A	2479	A	C5-C6-N1	-6.15	114.63	117.70
5	A	441	C	N3-C4-N4	6.15	122.30	118.00
5	A	1649	C	N3-C4-N4	6.15	122.30	118.00
5	A	666	G	O4'-C1'-N9	6.14	113.12	108.20
5	A	887	C	N3-C4-C5	-6.14	119.44	121.90
5	A	1535	U	O4'-C1'-N1	6.14	113.11	108.20
5	A	2047	A	C4-C5-C6	6.14	120.07	117.00
5	A	2436	A	C5'-C4'-C3'	-6.14	106.17	116.00
5	A	789	C	N3-C4-N4	6.14	122.30	118.00

Continued on next page...

Continued from previous page...

Mol	Chain	Res	Type	Atoms	Z	Observed(°)	Ideal(°)
5	A	943	A	C4-C5-C6	6.14	120.07	117.00
5	A	1316	A	C4-C5-C6	6.14	120.07	117.00
5	A	1330	C	N3-C4-N4	6.14	122.30	118.00
5	A	1540	A	P-O5'-C5'	6.14	130.73	120.90
5	A	2315	A	C4-C5-C6	6.14	120.07	117.00
5	A	2387	A	C5-C6-N6	-6.14	118.79	123.70
5	A	1381	A	C4-C5-C6	6.14	120.07	117.00
5	A	1677	A	O4'-C1'-N9	6.14	113.11	108.20
5	A	2590	A	O4'-C1'-N9	6.14	113.11	108.20
5	A	158	C	N3-C4-N4	6.14	122.30	118.00
5	A	2779	A	C4-C5-C6	6.14	120.07	117.00
5	A	692	A	C4-C5-C6	6.14	120.07	117.00
5	A	1784	A	C4-C5-C6	6.14	120.07	117.00
5	A	2456	C	N3-C4-C5	-6.14	119.44	121.90
5	A	2742	C	N3-C4-N4	6.14	122.30	118.00
5	A	171	A	C5-C6-N6	-6.13	118.79	123.70
5	A	740	A	C4-C5-C6	6.13	120.07	117.00
5	A	1453	A	O4'-C1'-N9	6.13	113.11	108.20
5	A	1510	G	O4'-C1'-N9	6.13	113.11	108.20
5	A	2378	G	O4'-C1'-N9	6.13	113.11	108.20
5	A	2604	C	N3-C4-N4	6.13	122.29	118.00
5	A	255	G	O4'-C1'-N9	6.13	113.11	108.20
5	A	364	A	C4-C5-C6	6.13	120.07	117.00
5	A	967	G	C5-C6-O6	-6.13	124.92	128.60
5	A	1097	A	C4-C5-C6	6.13	120.07	117.00
5	A	339	A	O4'-C1'-N9	6.13	113.11	108.20
5	A	740	A	C5-C6-N6	-6.13	118.79	123.70
5	A	1258	A	C5-C6-N6	-6.13	118.80	123.70
5	A	2810	A	C4-C5-C6	6.13	120.07	117.00
6	B	45	C	N3-C4-C5	-6.13	119.45	121.90
5	A	785	C	N3-C4-N4	6.13	122.29	118.00
5	A	874	U	O4'-C1'-N1	6.13	113.10	108.20
5	A	990	C	N3-C4-C5	-6.13	119.45	121.90
5	A	1069	U	O4'-C1'-N1	6.13	113.10	108.20
5	A	2171	G	C5-C6-O6	-6.13	124.92	128.60
5	A	2236	C	N3-C4-N4	6.13	122.29	118.00
5	A	2601	A	O4'-C1'-N9	6.13	113.10	108.20
5	A	2691	A	O4'-C1'-N9	6.13	113.10	108.20
5	A	336	U	O4'-C1'-N1	6.13	113.10	108.20
5	A	362	C	N3-C4-C5	-6.13	119.45	121.90
5	A	669	C	N3-C4-C5	-6.13	119.45	121.90
5	A	825	G	O4'-C1'-N9	6.13	113.10	108.20

Continued on next page...

Continued from previous page...

Mol	Chain	Res	Type	Atoms	Z	Observed(°)	Ideal(°)
5	A	2812	A	C5-C6-N1	-6.13	114.64	117.70
5	A	2120	U	O4'-C1'-N1	6.12	113.10	108.20
5	A	2493	C	N3-C4-N4	6.12	122.29	118.00
5	A	2724	U	O4'-C1'-N1	6.12	113.10	108.20
5	A	791	C	N3-C4-C5	-6.12	119.45	121.90
5	A	1580	A	C5-C6-N6	-6.12	118.80	123.70
5	A	1676	G	C5-C6-O6	-6.12	124.93	128.60
5	A	2117	A	C4-C5-C6	6.12	120.06	117.00
5	A	962	C	N3-C4-N4	6.12	122.28	118.00
5	A	2375	A	C4-C5-C6	6.12	120.06	117.00
5	A	1533	A	C4-C5-C6	6.12	120.06	117.00
5	A	226	A	C4-C5-C6	6.12	120.06	117.00
5	A	579	G	O4'-C1'-N9	6.12	113.10	108.20
5	A	889	A	O4'-C1'-N9	6.12	113.09	108.20
5	A	1078	A	C4-C5-C6	6.12	120.06	117.00
5	A	1793	G	O4'-C1'-N9	6.12	113.09	108.20
5	A	231	A	O4'-C1'-N9	6.12	113.09	108.20
5	A	276	C	N3-C4-N4	6.12	122.28	118.00
5	A	431	A	C4-C5-C6	6.12	120.06	117.00
5	A	1494	G	O4'-C1'-N9	6.12	113.09	108.20
5	A	2195	G	C5-C6-O6	-6.12	124.93	128.60
5	A	1005	A	C4-C5-C6	6.12	120.06	117.00
5	A	1025	A	C5-C6-N6	-6.12	118.81	123.70
5	A	1802	A	O4'-C1'-N9	6.12	113.09	108.20
5	A	2465	G	C5-C6-O6	-6.12	124.93	128.60
5	A	150	A	O4'-C1'-N9	6.11	113.09	108.20
5	A	445	C	N3-C4-N4	6.11	122.28	118.00
5	A	659	A	C4-C5-C6	6.11	120.06	117.00
5	A	851	A	O4'-C1'-N9	6.11	113.09	108.20
5	A	934	U	O4'-C1'-N1	6.11	113.09	108.20
5	A	1618	A	C5-C6-N1	-6.11	114.64	117.70
5	A	1997	G	C5-C6-O6	-6.11	124.93	128.60
5	A	2019	C	N3-C4-N4	6.11	122.28	118.00
5	A	2507	A	O4'-C1'-N9	6.11	113.09	108.20
5	A	829	A	C4-C5-C6	6.11	120.06	117.00
5	A	523	G	C5-C6-O6	-6.11	124.93	128.60
5	A	1171	G	P-O5'-C5'	6.11	130.68	120.90
5	A	2083	A	O4'-C1'-N9	6.11	113.09	108.20
5	A	2303	A	C5-C6-N6	-6.11	118.81	123.70
5	A	105	C	N3-C4-C5	-6.11	119.46	121.90
5	A	1809	A	C5-C6-N6	-6.11	118.81	123.70
5	A	2442	G	C5-C6-O6	-6.11	124.94	128.60

Continued on next page...

Continued from previous page...

Mol	Chain	Res	Type	Atoms	Z	Observed(°)	Ideal(°)
5	A	2468	A	C4-C5-C6	6.11	120.06	117.00
5	A	131	C	N3-C4-N4	6.11	122.28	118.00
5	A	401	C	O4'-C1'-N1	6.11	113.09	108.20
5	A	637	A	C4-C5-C6	6.11	120.05	117.00
5	A	1367	G	P-O3'-C3'	6.11	127.03	119.70
5	A	1456	A	C4-C5-C6	6.11	120.05	117.00
5	A	1526	G	O4'-C1'-N9	6.11	113.09	108.20
5	A	1550	C	P-O3'-C3'	6.11	127.03	119.70
5	A	2594	A	C4-C5-C6	6.11	120.05	117.00
5	A	2910	C	C6-N1-C2	-6.11	117.86	120.30
5	A	330	A	C4-C5-C6	6.11	120.05	117.00
5	A	452	C	C2-N1-C1'	6.11	125.52	118.80
5	A	1388	A	O4'-C1'-N9	6.11	113.08	108.20
5	A	1657	C	N3-C4-N4	6.11	122.27	118.00
5	A	467	C	N3-C4-C5	-6.10	119.46	121.90
5	A	738	C	N3-C4-N4	6.10	122.27	118.00
5	A	20	C	N3-C4-N4	6.10	122.27	118.00
5	A	58	G	O4'-C1'-N9	6.10	113.08	108.20
5	A	438	A	C4-C5-C6	6.10	120.05	117.00
5	A	1317	G	O4'-C1'-N9	6.10	113.08	108.20
5	A	1671	G	O4'-C1'-N9	6.10	113.08	108.20
5	A	2059	A	C5-C6-N6	-6.10	118.82	123.70
5	A	2262	A	C5-C6-N6	-6.10	118.82	123.70
5	A	900	U	P-O3'-C3'	6.10	127.02	119.70
5	A	970	A	C5-C6-N1	-6.10	114.65	117.70
5	A	1333	C	N3-C4-N4	6.10	122.27	118.00
5	A	2464	A	C5-C6-N1	-6.10	114.65	117.70
5	A	167	U	O4'-C1'-N1	6.10	113.08	108.20
5	A	773	G	N3-C2-N2	6.10	124.17	119.90
5	A	1174	A	C4-C5-C6	6.10	120.05	117.00
5	A	2364	A	C5-C6-N6	-6.10	118.82	123.70
5	A	61	A	C5-C6-N6	-6.10	118.82	123.70
5	A	90	A	C4-C5-C6	6.10	120.05	117.00
5	A	1480	A	O4'-C1'-N9	6.10	113.08	108.20
5	A	1600	G	O4'-C1'-N9	6.10	113.08	108.20
5	A	2211	G	O4'-C1'-N9	6.10	113.08	108.20
5	A	2739	C	N3-C4-C5	-6.10	119.46	121.90
5	A	82	G	C5-C6-O6	-6.09	124.94	128.60
5	A	376	A	C4-C5-C6	6.09	120.05	117.00
5	A	2216	A	O4'-C1'-N9	6.09	113.08	108.20
5	A	2317	A	C5-C6-N6	-6.09	118.82	123.70
5	A	1581	A	C5-C6-N6	-6.09	118.83	123.70

Continued on next page...

Continued from previous page...

Mol	Chain	Res	Type	Atoms	Z	Observed(°)	Ideal(°)
5	A	2202	A	C5-C6-N6	-6.09	118.83	123.70
5	A	105	C	N3-C4-N4	6.09	122.26	118.00
5	A	815	G	O4'-C1'-N9	6.09	113.07	108.20
5	A	1101	G	C5-C6-O6	-6.09	124.94	128.60
5	A	1145	G	P-O5'-C5'	6.09	130.65	120.90
5	A	1731	C	N3-C4-C5	-6.09	119.46	121.90
5	A	329	A	O4'-C1'-N9	6.09	113.07	108.20
5	A	812	G	O4'-C1'-N9	6.09	113.07	108.20
5	A	2568	C	N3-C4-N4	6.09	122.26	118.00
5	A	2670	A	C4-C5-C6	6.09	120.05	117.00
5	A	2710	C	C6-N1-C1'	-6.09	113.49	120.80
5	A	2912	A	C4-C5-C6	6.09	120.04	117.00
5	A	625	C	N3-C4-N4	6.09	122.26	118.00
5	A	2124	A	C5-C6-N1	-6.09	114.66	117.70
5	A	2769	A	C4-C5-C6	6.09	120.04	117.00
5	A	368	G	C5-C6-O6	-6.09	124.95	128.60
5	A	552	G	O4'-C1'-N9	6.09	113.07	108.20
5	A	630	A	P-O5'-C5'	6.09	130.64	120.90
5	A	906	G	C4'-C3'-C2'	-6.09	96.51	102.60
5	A	2162	G	C4-N9-C1'	6.09	134.41	126.50
5	A	2176	A	C5-C6-N1	-6.09	114.66	117.70
5	A	2807	A	O4'-C1'-N9	6.09	113.07	108.20
5	A	570	C	N3-C4-C5	-6.08	119.47	121.90
5	A	2276	A	C5-C6-N6	-6.08	118.83	123.70
5	A	888	A	C5-C6-N6	-6.08	118.83	123.70
5	A	1357	A	C5-C6-N6	-6.08	118.83	123.70
5	A	2201	U	O4'-C1'-N1	6.08	113.07	108.20
5	A	2220	A	C4-C5-C6	6.08	120.04	117.00
5	A	480	C	N3-C4-C5	-6.08	119.47	121.90
5	A	1094	A	C5-C6-N6	-6.08	118.83	123.70
5	A	1693	C	N3-C4-C5	-6.08	119.47	121.90
5	A	2389	A	C5-C6-N1	-6.08	114.66	117.70
5	A	2446	C	N3-C4-N4	6.08	122.26	118.00
5	A	2454	A	C5-C6-N1	-6.08	114.66	117.70
5	A	560	A	C5-C6-N6	-6.08	118.84	123.70
5	A	813	G	O4'-C1'-N9	6.08	113.06	108.20
5	A	856	G	O4'-C1'-N9	6.08	113.06	108.20
5	A	1545	C	N3-C4-N4	6.08	122.26	118.00
5	A	2358	A	C4-C5-C6	6.08	120.04	117.00
5	A	258	A	C4-C5-C6	6.08	120.04	117.00
5	A	861	C	N3-C4-C5	-6.08	119.47	121.90
5	A	1162	C	N3-C4-N4	6.08	122.26	118.00

Continued on next page...

Continued from previous page...

Mol	Chain	Res	Type	Atoms	Z	Observed(°)	Ideal(°)
5	A	1393	A	C4-C5-C6	6.08	120.04	117.00
5	A	1776	A	C5-C6-N1	-6.08	114.66	117.70
5	A	2327	A	C4-C5-C6	6.08	120.04	117.00
5	A	2384	C	C6-N1-C2	-6.08	117.87	120.30
5	A	2885	A	C5-C6-N1	-6.08	114.66	117.70
5	A	2208	C	C2-N1-C1'	6.08	125.48	118.80
5	A	28	A	O4'-C1'-N9	6.08	113.06	108.20
5	A	625	C	N3-C4-C5	-6.08	119.47	121.90
5	A	1685	A	C5-C6-N1	-6.08	114.66	117.70
5	A	1859	C	N3-C4-C5	-6.08	119.47	121.90
5	A	2178	C	O4'-C1'-N1	6.08	113.06	108.20
5	A	2459	A	O4'-C1'-N9	6.08	113.06	108.20
5	A	2892	G	O4'-C1'-N9	6.08	113.06	108.20
5	A	343	A	C5-C6-N6	-6.07	118.84	123.70
5	A	1326	A	C5-C6-N1	-6.07	114.66	117.70
5	A	1497	G	C4'-C3'-C2'	6.07	108.67	102.60
5	A	294	G	O4'-C1'-N9	6.07	113.06	108.20
5	A	449	A	C4-C5-C6	6.07	120.04	117.00
5	A	684	G	O4'-C1'-N9	6.07	113.06	108.20
5	A	2102	C	P-O5'-C5'	6.07	130.62	120.90
5	A	2173	G	C5-C6-O6	-6.07	124.96	128.60
5	A	117	A	C4-C5-C6	6.07	120.03	117.00
5	A	975	C	N3-C4-C5	-6.07	119.47	121.90
5	A	980	C	O4'-C1'-N1	6.07	113.06	108.20
5	A	1794	C	N3-C4-N4	6.07	122.25	118.00
5	A	1814	A	C4-C5-C6	6.07	120.03	117.00
5	A	2100	A	C4-C5-C6	6.07	120.03	117.00
5	A	2541	C	N3-C4-N4	6.07	122.25	118.00
5	A	1251	U	C2-N1-C1'	6.07	124.98	117.70
5	A	2837	A	C5-C6-N1	-6.07	114.67	117.70
5	A	1357	A	C5-C6-N1	-6.07	114.67	117.70
5	A	1580	A	C5-C6-N1	-6.07	114.67	117.70
5	A	1622	C	N3-C4-C5	-6.07	119.47	121.90
5	A	1817	C	N3-C4-C5	-6.07	119.47	121.90
5	A	2542	A	C5-C6-N1	-6.07	114.67	117.70
5	A	2675	C	N3-C4-N4	6.07	122.25	118.00
5	A	582	A	C4-C5-C6	6.07	120.03	117.00
5	A	622	A	C5-C6-N1	-6.07	114.67	117.70
5	A	707	G	O4'-C1'-N9	6.07	113.05	108.20
5	A	1161	A	C4-C5-C6	6.07	120.03	117.00
5	A	1998	A	C4-C5-C6	6.07	120.03	117.00
6	B	97	A	C5-C6-N1	-6.07	114.67	117.70

Continued on next page...

Continued from previous page...

Mol	Chain	Res	Type	Atoms	Z	Observed(°)	Ideal(°)
5	A	364	A	O4'-C1'-N9	6.06	113.05	108.20
5	A	783	C	N3-C4-N4	6.06	122.25	118.00
5	A	1818	A	C5-C6-N6	-6.06	118.85	123.70
5	A	2857	U	O4'-C1'-N1	6.06	113.05	108.20
5	A	592	A	C4-C5-C6	6.06	120.03	117.00
5	A	1059	A	O4'-C1'-N9	6.06	113.05	108.20
5	A	2863	G	C5-C6-O6	-6.06	124.96	128.60
5	A	17	G	O4'-C1'-N9	6.06	113.05	108.20
5	A	311	U	C2-N1-C1'	6.06	124.97	117.70
5	A	1454	C	N3-C4-C5	-6.06	119.48	121.90
5	A	1555	A	C4-C5-C6	6.06	120.03	117.00
5	A	1695	A	C5-C6-N1	-6.06	114.67	117.70
5	A	1727	A	C5-C6-N6	-6.06	118.85	123.70
5	A	1998	A	O4'-C1'-N9	6.06	113.05	108.20
5	A	999	A	C5-C6-N1	-6.06	114.67	117.70
5	A	1268	G	O4'-C1'-N9	6.06	113.05	108.20
5	A	1774	A	C5-C6-N1	-6.06	114.67	117.70
5	A	2025	C	N3-C4-N4	6.06	122.24	118.00
5	A	2063	U	O4'-C1'-N1	6.06	113.05	108.20
5	A	2417	A	O4'-C1'-N9	6.06	113.05	108.20
5	A	736	A	C4-C5-C6	6.06	120.03	117.00
5	A	1325	A	C5-C6-N1	-6.06	114.67	117.70
5	A	1955	U	P-O3'-C3'	6.06	126.97	119.70
5	A	2356	A	C4-C5-C6	6.06	120.03	117.00
5	A	2631	A	C4-C5-C6	6.06	120.03	117.00
5	A	2689	A	C4-C5-C6	6.06	120.03	117.00
5	A	204	C	N3-C4-N4	6.05	122.24	118.00
5	A	247	A	P-O3'-C3'	6.05	126.97	119.70
5	A	555	C	O4'-C1'-N1	6.05	113.04	108.20
5	A	846	G	C5-C6-O6	-6.05	124.97	128.60
5	A	1450	C	N3-C4-N4	6.05	122.24	118.00
5	A	2241	A	C5-C6-N6	-6.05	118.86	123.70
5	A	774	A	O4'-C1'-N9	6.05	113.04	108.20
5	A	1073	A	O4'-C1'-N9	6.05	113.04	108.20
5	A	2844	A	C5-C6-N1	-6.05	114.67	117.70
5	A	179	A	O4'-C1'-N9	6.05	113.04	108.20
5	A	229	A	C4-C5-C6	6.05	120.03	117.00
5	A	363	C	N3-C4-N4	6.05	122.23	118.00
5	A	1931	C	O4'-C1'-N1	6.05	113.04	108.20
5	A	2357	A	C5-C6-N1	-6.05	114.67	117.70
5	A	2735	A	C4-C5-C6	6.05	120.03	117.00
6	B	6	U	O4'-C1'-N1	6.05	113.04	108.20

Continued on next page...

Continued from previous page...

Mol	Chain	Res	Type	Atoms	Z	Observed(°)	Ideal(°)
5	A	306	C	N3-C4-C5	-6.05	119.48	121.90
5	A	770	A	C4-C5-C6	6.05	120.03	117.00
5	A	1098	C	N3-C4-N4	6.05	122.23	118.00
5	A	1689	U	O4'-C1'-N1	6.05	113.04	108.20
5	A	2585	C	N3-C4-N4	6.05	122.23	118.00
6	B	34	C	N3-C4-N4	6.05	122.23	118.00
5	A	518	A	O4'-C1'-N9	6.05	113.04	108.20
5	A	910	A	C5-C6-N1	-6.05	114.68	117.70
5	A	958	A	C4-C5-C6	6.05	120.02	117.00
5	A	203	U	O4'-C1'-N1	6.05	113.04	108.20
5	A	271	C	N3-C4-N4	6.05	122.23	118.00
5	A	738	C	N3-C4-C5	-6.05	119.48	121.90
5	A	799	A	C4-C5-C6	6.05	120.02	117.00
5	A	1250	G	C4'-C3'-C2'	6.05	108.65	102.60
5	A	1272	G	O4'-C1'-N9	6.05	113.04	108.20
5	A	1395	C	O4'-C1'-N1	6.05	113.04	108.20
5	A	1545	C	N3-C4-C5	-6.05	119.48	121.90
5	A	1638	A	C4-C5-C6	6.05	120.02	117.00
5	A	2449	C	N3-C4-N4	6.05	122.23	118.00
5	A	2525	C	N3-C4-N4	6.05	122.23	118.00
5	A	2549	C	O4'-C1'-N1	6.05	113.04	108.20
5	A	2620	C	N3-C4-N4	6.05	122.23	118.00
5	A	95	A	C5-C6-N1	-6.04	114.68	117.70
5	A	1661	A	C5-C6-N6	-6.04	118.86	123.70
5	A	1877	A	O4'-C1'-N9	6.04	113.04	108.20
5	A	2143	A	C5-C6-N1	-6.04	114.68	117.70
5	A	44	A	C4-C5-C6	6.04	120.02	117.00
5	A	207	A	C4-C5-C6	6.04	120.02	117.00
5	A	2618	A	C4-C5-C6	6.04	120.02	117.00
5	A	2694	A	C5-C6-N6	-6.04	118.87	123.70
5	A	21	A	C5-C6-N6	-6.04	118.87	123.70
5	A	339	A	C5-C6-N1	-6.04	114.68	117.70
5	A	1059	A	C5-C6-N1	-6.04	114.68	117.70
5	A	1875	G	C5-C6-O6	-6.04	124.97	128.60
5	A	1982	A	C4-C5-C6	6.04	120.02	117.00
5	A	2490	C	N3-C4-N4	6.04	122.23	118.00
5	A	757	C	N3-C4-N4	6.04	122.23	118.00
5	A	1950	G	O4'-C1'-N9	6.04	113.03	108.20
5	A	383	U	O4'-C1'-N1	6.04	113.03	108.20
5	A	419	G	N3-C2-N2	6.04	124.13	119.90
5	A	467	C	C6-N1-C2	-6.04	117.89	120.30
5	A	907	U	C6-N1-C1'	-6.04	112.75	121.20

Continued on next page...

Continued from previous page...

Mol	Chain	Res	Type	Atoms	Z	Observed(°)	Ideal(°)
5	A	1014	A	C4-C5-C6	6.04	120.02	117.00
5	A	1108	G	O4'-C1'-N9	6.04	113.03	108.20
5	A	1129	U	O4'-C1'-N1	6.04	113.03	108.20
5	A	176	A	C4-C5-C6	6.04	120.02	117.00
5	A	1622	C	N3-C4-N4	6.04	122.23	118.00
5	A	394	U	O4'-C1'-N1	6.04	113.03	108.20
5	A	2383	A	C5-C6-N6	-6.04	118.87	123.70
5	A	2623	C	N3-C4-N4	6.04	122.22	118.00
5	A	278	A	C5-C6-N6	-6.03	118.87	123.70
5	A	281	A	C5-C6-N6	-6.03	118.87	123.70
5	A	742	G	O4'-C1'-N9	6.03	113.03	108.20
5	A	1032	C	N3-C4-N4	6.03	122.22	118.00
5	A	1608	A	C5-C6-N6	-6.03	118.87	123.70
5	A	868	A	P-O5'-C5'	6.03	130.55	120.90
5	A	1921	C	C6-N1-C1'	-6.03	113.56	120.80
5	A	2007	A	C5-C6-N6	-6.03	118.88	123.70
5	A	2799	C	N3-C4-C5	-6.03	119.49	121.90
5	A	1000	G	O4'-C1'-N9	6.03	113.02	108.20
5	A	1173	A	C4-C5-C6	6.03	120.02	117.00
5	A	1799	G	O4'-C1'-N9	6.03	113.02	108.20
5	A	2034	A	C5-C6-N6	-6.03	118.88	123.70
5	A	2769	A	C5-C6-N6	-6.03	118.88	123.70
5	A	2800	C	N3-C4-N4	6.03	122.22	118.00
5	A	38	A	C5-C6-N1	-6.03	114.69	117.70
5	A	2207	C	N3-C4-N4	6.03	122.22	118.00
5	A	2612	G	C5-C6-O6	-6.03	124.98	128.60
6	B	63	C	N3-C4-C5	-6.03	119.49	121.90
5	A	1284	A	C4-C5-C6	6.03	120.01	117.00
5	A	1293	A	C4-C5-C6	6.03	120.01	117.00
5	A	1445	A	C4-C5-C6	6.03	120.01	117.00
5	A	1473	A	C4-C5-C6	6.03	120.01	117.00
5	A	2679	C	N3-C4-N4	6.03	122.22	118.00
5	A	2834	A	C5'-C4'-O4'	6.03	116.33	109.10
5	A	722	A	C5-C6-N6	-6.02	118.88	123.70
5	A	732	A	C5-C6-N1	-6.02	114.69	117.70
5	A	632	U	P-O5'-C5'	6.02	130.53	120.90
5	A	1405	A	C4-C5-C6	6.02	120.01	117.00
5	A	2854	A	C4-C5-C6	6.02	120.01	117.00
5	A	2887	A	C4-C5-C6	6.02	120.01	117.00
5	A	247	A	C4-C5-C6	6.02	120.01	117.00
5	A	876	A	C4-C5-C6	6.02	120.01	117.00
5	A	1473	A	C5-C6-N1	-6.02	114.69	117.70

Continued on next page...

Continued from previous page...

Mol	Chain	Res	Type	Atoms	Z	Observed(°)	Ideal(°)
5	A	225	A	C5-C6-N1	-6.02	114.69	117.70
5	A	821	A	C4-C5-C6	6.02	120.01	117.00
5	A	1204	C	O4'-C1'-N1	6.02	113.02	108.20
5	A	1256	C	N3-C4-C5	-6.02	119.49	121.90
5	A	2132	A	C4-C5-C6	6.02	120.01	117.00
5	A	2643	A	C4-C5-C6	6.02	120.01	117.00
5	A	1802	A	C4-C5-C6	6.02	120.01	117.00
5	A	2546	C	N3-C4-N4	6.02	122.21	118.00
5	A	2853	C	N3-C4-N4	6.02	122.21	118.00
5	A	373	A	C4'-C3'-C2'	-6.02	96.58	102.60
5	A	1108	G	C5-C6-O6	-6.02	124.99	128.60
5	A	1812	A	C4-C5-C6	6.02	120.01	117.00
5	A	2379	C	P-O5'-C5'	6.02	130.53	120.90
5	A	491	C	N3-C4-N4	6.01	122.21	118.00
5	A	1643	C	N3-C4-C5	-6.01	119.49	121.90
5	A	2445	C	N3-C4-C5	-6.01	119.49	121.90
6	B	20	A	O4'-C1'-N9	6.01	113.01	108.20
5	A	2167	C	O4'-C1'-N1	6.01	113.01	108.20
5	A	2380	G	O4'-C1'-N9	6.01	113.01	108.20
5	A	88	G	C5-C6-O6	-6.01	124.99	128.60
5	A	139	A	C4-C5-C6	6.01	120.01	117.00
5	A	1486	G	O4'-C1'-N9	6.01	113.01	108.20
5	A	1490	A	C4-C5-C6	6.01	120.00	117.00
5	A	1534	A	C4-C5-C6	6.01	120.00	117.00
5	A	1685	A	C4-C5-C6	6.01	120.00	117.00
5	A	1743	A	C4-C5-C6	6.01	120.01	117.00
5	A	1947	A	C5-C6-N6	-6.01	118.89	123.70
9	E	22	SER	N-CA-CB	6.01	119.52	110.50
5	A	240	C	N3-C4-N4	6.01	122.21	118.00
5	A	355	A	C4-C5-C6	6.01	120.00	117.00
5	A	1014	A	C5-C6-N1	-6.01	114.69	117.70
5	A	1117	G	C5-C6-O6	-6.01	124.99	128.60
5	A	1224	A	C5-C6-N6	-6.01	118.89	123.70
5	A	2119	A	C5-C6-N6	-6.01	118.89	123.70
5	A	219	A	C4-C5-C6	6.01	120.00	117.00
5	A	2618	A	O4'-C1'-N9	6.01	113.01	108.20
5	A	438	A	O4'-C1'-N9	6.01	113.01	108.20
5	A	1202	A	C4-C5-C6	6.01	120.00	117.00
5	A	2776	G	C5-C6-O6	-6.01	125.00	128.60
5	A	2868	G	O4'-C1'-N9	6.01	113.01	108.20
5	A	178	A	C5-C6-N6	-6.00	118.90	123.70
5	A	622	A	C5-C6-N6	-6.00	118.90	123.70

Continued on next page...

Continued from previous page...

Mol	Chain	Res	Type	Atoms	Z	Observed(°)	Ideal(°)
5	A	1686	A	C5-C6-N1	-6.00	114.70	117.70
5	A	1776	A	C5-C6-N6	-6.00	118.90	123.70
5	A	2748	G	O4'-C1'-N9	6.00	113.00	108.20
6	B	47	C	N3-C4-C5	-6.00	119.50	121.90
5	A	893	A	C4-C5-C6	6.00	120.00	117.00
5	A	1142	A	C4-C5-C6	6.00	120.00	117.00
5	A	1166	G	O4'-C1'-N9	6.00	113.00	108.20
5	A	2018	A	O4'-C1'-N9	6.00	113.00	108.20
5	A	228	C	N3-C4-C5	-6.00	119.50	121.90
5	A	650	U	O4'-C1'-N1	6.00	113.00	108.20
5	A	1691	A	C4-C5-C6	6.00	120.00	117.00
5	A	2536	C	N3-C4-N4	6.00	122.20	118.00
5	A	2910	C	N3-C4-C5	-6.00	119.50	121.90
5	A	641	C	N3-C4-C5	-6.00	119.50	121.90
5	A	652	A	C4-C5-C6	6.00	120.00	117.00
5	A	841	A	C4-C5-C6	6.00	120.00	117.00
5	A	1113	A	C4-C5-C6	6.00	120.00	117.00
5	A	1305	A	C4-C5-C6	6.00	120.00	117.00
5	A	2612	G	O4'-C1'-N9	6.00	113.00	108.20
5	A	2902	A	C5-C6-N1	-6.00	114.70	117.70
5	A	183	A	C5-C6-N6	-6.00	118.90	123.70
5	A	744	C	N3-C4-C5	-6.00	119.50	121.90
5	A	2083	A	C4-C5-C6	6.00	120.00	117.00
5	A	2563	C	N3-C4-C5	-6.00	119.50	121.90
5	A	464	C	N3-C4-C5	-6.00	119.50	121.90
5	A	690	A	C5-C6-N6	-6.00	118.90	123.70
5	A	1006	A	O4'-C1'-N9	6.00	113.00	108.20
5	A	2688	G	O4'-C1'-N9	6.00	113.00	108.20
5	A	2909	U	C5'-C4'-O4'	6.00	116.29	109.10
5	A	143	G	O4'-C1'-N9	5.99	113.00	108.20
5	A	856	G	C5-C6-O6	-5.99	125.00	128.60
5	A	1585	A	C4-C5-C6	5.99	120.00	117.00
5	A	2647	G	O4'-C1'-N9	5.99	112.99	108.20
5	A	2722	A	C4-C5-C6	5.99	120.00	117.00
5	A	2804	A	C5-C6-N1	-5.99	114.70	117.70
5	A	798	A	C4-C5-C6	5.99	120.00	117.00
5	A	399	C	N3-C4-N4	5.99	122.19	118.00
5	A	587	C	N3-C4-N4	5.99	122.19	118.00
5	A	1266	A	C4-C5-C6	5.99	120.00	117.00
5	A	2215	U	O4'-C1'-N1	5.99	112.99	108.20
5	A	48	G	O4'-C1'-N9	5.99	112.99	108.20
5	A	122	G	C5-C6-O6	-5.99	125.01	128.60

Continued on next page...

Continued from previous page...

Mol	Chain	Res	Type	Atoms	Z	Observed(°)	Ideal(°)
5	A	132	C	N3-C4-N4	5.99	122.19	118.00
5	A	213	C	N3-C4-C5	-5.99	119.50	121.90
5	A	308	C	N3-C4-N4	5.99	122.19	118.00
5	A	987	A	O4'-C1'-N9	5.99	112.99	108.20
5	A	1097	A	C5-C6-N1	-5.99	114.71	117.70
5	A	2296	A	C4-C5-C6	5.99	120.00	117.00
5	A	2358	A	C5-C6-N6	-5.99	118.91	123.70
6	B	11	A	O4'-C1'-N9	5.99	112.99	108.20
6	B	105	A	C4-C5-C6	5.99	119.99	117.00
5	A	946	G	C5-C6-O6	-5.99	125.01	128.60
5	A	1664	G	O4'-C1'-N9	5.99	112.99	108.20
5	A	1971	C	P-O5'-C5'	5.99	130.48	120.90
5	A	2859	G	C5-C6-O6	-5.99	125.01	128.60
5	A	723	A	C4-C5-C6	5.99	119.99	117.00
5	A	1618	A	C4-C5-C6	5.99	119.99	117.00
5	A	2090	G	O4'-C1'-N9	5.99	112.99	108.20
5	A	83	G	P-O3'-C3'	5.98	126.88	119.70
5	A	812	G	P-O5'-C5'	5.98	130.47	120.90
5	A	1483	A	C4-C5-C6	5.98	119.99	117.00
5	A	442	C	N3-C4-N4	5.98	122.19	118.00
5	A	697	G	P-O5'-C5'	5.98	130.47	120.90
5	A	904	A	C5-C6-N1	-5.98	114.71	117.70
5	A	1741	G	C5-C6-O6	-5.98	125.01	128.60
5	A	2517	A	C5-C6-N1	-5.98	114.71	117.70
5	A	130	A	C5-C6-N6	-5.98	118.92	123.70
5	A	486	A	C4-C5-C6	5.98	119.99	117.00
5	A	1820	A	C5-C6-N6	-5.98	118.92	123.70
5	A	1925	A	C5-C6-N1	-5.98	114.71	117.70
5	A	2481	C	N3-C4-N4	5.98	122.19	118.00
5	A	2668	A	C4-C5-C6	5.98	119.99	117.00
5	A	462	A	C5-C6-N1	-5.98	114.71	117.70
5	A	668	G	O4'-C1'-N9	5.98	112.98	108.20
5	A	1189	A	C5-C6-N6	-5.98	118.92	123.70
5	A	2189	G	C5-C6-O6	-5.98	125.01	128.60
5	A	2762	A	C5-C6-N6	-5.98	118.92	123.70
5	A	92	G	O4'-C1'-N9	5.98	112.98	108.20
5	A	222	A	C5-C6-N6	-5.98	118.92	123.70
5	A	524	A	O4'-C1'-N9	5.98	112.98	108.20
5	A	526	A	C4-C5-C6	5.98	119.99	117.00
5	A	1608	A	C4-C5-C6	5.98	119.99	117.00
5	A	1731	C	N3-C4-N4	5.98	122.18	118.00
5	A	1797	A	C4-C5-C6	5.98	119.99	117.00

Continued on next page...

Continued from previous page...

Mol	Chain	Res	Type	Atoms	Z	Observed(°)	Ideal(°)
5	A	1956	A	C4-C5-C6	5.98	119.99	117.00
5	A	162	A	C4-C5-C6	5.97	119.99	117.00
5	A	185	A	O4'-C1'-N9	5.97	112.98	108.20
5	A	1114	G	C1'-O4'-C4'	-5.97	105.12	109.90
5	A	1520	A	C4-C5-C6	5.97	119.99	117.00
5	A	1851	G	O4'-C1'-N9	5.97	112.98	108.20
5	A	485	U	O4'-C1'-N1	5.97	112.98	108.20
5	A	719	C	N3-C4-N4	5.97	122.18	118.00
5	A	733	U	C2-N1-C1'	5.97	124.87	117.70
5	A	1025	A	O4'-C1'-N9	5.97	112.98	108.20
5	A	1065	U	P-O3'-C3'	5.97	126.87	119.70
5	A	2155	A	O4'-C1'-N9	5.97	112.98	108.20
5	A	2402	A	C5-C6-N6	-5.97	118.92	123.70
5	A	2663	A	C5-C6-N1	-5.97	114.71	117.70
6	B	117	A	C4-C5-C6	5.97	119.99	117.00
5	A	2841	C	N3-C4-C5	-5.97	119.51	121.90
5	A	94	A	C5-C6-N6	-5.97	118.92	123.70
5	A	428	A	O4'-C1'-N9	5.97	112.98	108.20
5	A	1000	G	C5-C6-O6	-5.97	125.02	128.60
5	A	1718	G	O4'-C1'-N9	5.97	112.98	108.20
5	A	1719	G	C5-C6-O6	-5.97	125.02	128.60
5	A	2343	A	C4-C5-C6	5.97	119.98	117.00
5	A	2700	A	C4-C5-C6	5.97	119.98	117.00
5	A	2861	U	O4'-C1'-N1	5.97	112.98	108.20
5	A	2893	A	O4'-C1'-N9	5.97	112.98	108.20
5	A	2900	A	C4-C5-C6	5.97	119.98	117.00
5	A	2904	A	C4-C5-C6	5.97	119.98	117.00
5	A	716	G	C8-N9-C1'	-5.97	119.24	127.00
5	A	2505	A	C4-C5-C6	5.97	119.98	117.00
5	A	2657	C	C6-N1-C1'	-5.97	113.64	120.80
6	B	20	A	C5-C6-N1	-5.97	114.72	117.70
5	A	1727	A	C4-C5-C6	5.97	119.98	117.00
5	A	2000	A	C4-C5-C6	5.97	119.98	117.00
5	A	2087	A	O4'-C1'-N9	5.97	112.97	108.20
5	A	2457	G	O4'-C1'-N9	5.97	112.97	108.20
5	A	1534	A	C5-C6-N6	-5.96	118.93	123.70
5	A	1744	G	O4'-C1'-N9	5.96	112.97	108.20
5	A	2091	A	C4-C5-C6	5.96	119.98	117.00
5	A	2351	A	C5-C6-N6	-5.96	118.93	123.70
5	A	2629	A	C4-C5-C6	5.96	119.98	117.00
5	A	1590	C	N3-C4-C5	-5.96	119.52	121.90
5	A	2003	C	N3-C4-N4	5.96	122.17	118.00

Continued on next page...

Continued from previous page...

Mol	Chain	Res	Type	Atoms	Z	Observed(°)	Ideal(°)
5	A	108	A	C5-C6-N6	-5.96	118.93	123.70
5	A	2170	A	C4-C5-C6	5.96	119.98	117.00
5	A	2238	C	N3-C4-N4	5.96	122.17	118.00
5	A	2444	G	N3-C2-N2	5.96	124.07	119.90
5	A	235	G	P-O3'-C3'	5.96	126.85	119.70
5	A	999	A	C4-C5-C6	5.96	119.98	117.00
5	A	324	A	C5-C6-N6	-5.96	118.93	123.70
5	A	847	A	C5-C6-N1	-5.96	114.72	117.70
5	A	1343	C	N3-C4-C5	-5.96	119.52	121.90
5	A	1369	C	O4'-C1'-N1	5.96	112.97	108.20
5	A	1568	G	O4'-C1'-N9	5.96	112.97	108.20
5	A	2461	A	C4-C5-C6	5.96	119.98	117.00
5	A	2658	A	C5-C6-N6	-5.96	118.93	123.70
5	A	978	A	C4-C5-C6	5.96	119.98	117.00
5	A	984	G	O4'-C1'-N9	5.96	112.97	108.20
5	A	1464	A	C4-C5-C6	5.96	119.98	117.00
5	A	1809	A	P-O3'-C3'	5.96	126.85	119.70
5	A	2147	U	O4'-C1'-N1	5.96	112.97	108.20
5	A	2312	C	N3-C4-N4	5.96	122.17	118.00
5	A	275	A	C4-C5-C6	5.96	119.98	117.00
5	A	2183	G	O4'-C1'-N9	5.96	112.96	108.20
5	A	2629	A	C5-C6-N1	-5.96	114.72	117.70
5	A	2756	G	O4'-C1'-N9	5.96	112.96	108.20
5	A	2570	A	C5-C6-N6	-5.95	118.94	123.70
5	A	2740	A	C4-C5-C6	5.95	119.98	117.00
5	A	136	C	N3-C4-N4	5.95	122.17	118.00
5	A	1031	C	N3-C4-N4	5.95	122.17	118.00
6	B	41	C	N3-C4-N4	5.95	122.17	118.00
5	A	94	A	C4-C5-C6	5.95	119.97	117.00
5	A	201	C	N3-C4-C5	-5.95	119.52	121.90
5	A	461	C	P-O5'-C5'	5.95	130.42	120.90
5	A	655	C	N3-C4-C5	-5.95	119.52	121.90
5	A	665	G	N3-C2-N2	5.95	124.06	119.90
5	A	753	A	O4'-C1'-N9	5.95	112.96	108.20
5	A	1296	G	C5-C6-O6	-5.95	125.03	128.60
5	A	1552	C	N3-C4-N4	5.95	122.17	118.00
5	A	2071	A	C4-C5-C6	5.95	119.98	117.00
5	A	2074	C	N3-C4-N4	5.95	122.17	118.00
6	B	68	C	N3-C4-N4	5.95	122.17	118.00
6	B	112	C	N3-C4-C5	-5.95	119.52	121.90
5	A	290	U	O4'-C1'-N1	5.95	112.96	108.20
5	A	554	U	C2-N1-C1'	5.95	124.84	117.70

Continued on next page...

Continued from previous page...

Mol	Chain	Res	Type	Atoms	Z	Observed(°)	Ideal(°)
5	A	1028	C	N3-C4-N4	5.95	122.16	118.00
5	A	1067	A	C8-N9-C4	-5.95	103.42	105.80
5	A	1071	G	P-O5'-C5'	5.95	130.42	120.90
5	A	1425	C	N3-C4-C5	-5.95	119.52	121.90
5	A	1440	G	P-O5'-C5'	5.95	130.42	120.90
5	A	2172	C	N3-C4-N4	5.95	122.16	118.00
6	B	92	C	N3-C4-C5	-5.95	119.52	121.90
5	A	419	G	O4'-C1'-N9	5.95	112.96	108.20
5	A	925	A	C5-C6-N1	-5.95	114.73	117.70
6	B	109	C	N3-C4-C5	-5.95	119.52	121.90
5	A	55	G	O4'-C1'-N9	5.95	112.96	108.20
5	A	102	A	O4'-C1'-N9	5.95	112.96	108.20
5	A	441	C	N3-C4-C5	-5.95	119.52	121.90
5	A	599	G	O4'-C1'-N9	5.95	112.96	108.20
5	A	1721	A	C4-C5-C6	5.95	119.97	117.00
5	A	2044	A	C4-C5-C6	5.95	119.97	117.00
5	A	2114	C	N3-C4-N4	5.95	122.16	118.00
5	A	2293	C	N3-C4-C5	-5.95	119.52	121.90
5	A	2470	C	N3-C4-N4	5.95	122.16	118.00
5	A	1344	C	N3-C4-N4	5.94	122.16	118.00
5	A	1561	G	O4'-C1'-N9	5.94	112.96	108.20
5	A	2619	A	C5-C6-N6	-5.94	118.94	123.70
5	A	2830	A	C5-C6-N6	-5.94	118.94	123.70
6	B	27	A	C4-C5-C6	5.94	119.97	117.00
5	A	670	C	N3-C4-C5	-5.94	119.52	121.90
5	A	866	A	C5-C6-N1	-5.94	114.73	117.70
5	A	1298	C	N3-C4-N4	5.94	122.16	118.00
5	A	1829	C	N3-C4-C5	-5.94	119.52	121.90
5	A	2187	A	C4-C5-C6	5.94	119.97	117.00
5	A	2479	A	C4-C5-C6	5.94	119.97	117.00
5	A	2927	A	C4-C5-C6	5.94	119.97	117.00
5	A	6	A	C5-C6-N1	-5.94	114.73	117.70
5	A	114	C	N3-C4-N4	5.94	122.16	118.00
5	A	537	A	C4-C5-C6	5.94	119.97	117.00
5	A	1223	C	N3-C4-N4	5.94	122.16	118.00
5	A	1947	A	O4'-C1'-N9	5.94	112.95	108.20
5	A	2625	U	O4'-C1'-N1	5.94	112.95	108.20
5	A	2645	C	N3-C4-N4	5.94	122.16	118.00
5	A	913	A	C4-C5-C6	5.94	119.97	117.00
5	A	1921	C	N3-C4-N4	5.94	122.16	118.00
5	A	2316	A	C5-C6-N6	-5.94	118.95	123.70
5	A	318	A	C4-C5-C6	5.94	119.97	117.00

Continued on next page...

Continued from previous page...

Mol	Chain	Res	Type	Atoms	Z	Observed(°)	Ideal(°)
5	A	505	G	C5-C6-O6	-5.94	125.04	128.60
5	A	1286	A	C4-C5-C6	5.94	119.97	117.00
5	A	1701	C	N3-C4-N4	5.94	122.16	118.00
5	A	1923	C	C2-N1-C1'	5.94	125.33	118.80
5	A	2088	A	C4-C5-C6	5.94	119.97	117.00
5	A	2464	A	O4'-C1'-N9	5.94	112.95	108.20
5	A	2530	C	N3-C4-C5	-5.94	119.53	121.90
5	A	401	C	N3-C4-N4	5.93	122.15	118.00
5	A	1727	A	C5-C6-N1	-5.93	114.73	117.70
5	A	2277	C	N3-C4-N4	5.93	122.15	118.00
6	B	116	C	N3-C4-C5	-5.93	119.53	121.90
5	A	261	C	N3-C4-N4	5.93	122.15	118.00
5	A	1770	C	N3-C4-N4	5.93	122.15	118.00
5	A	1976	C	N3-C4-N4	5.93	122.15	118.00
5	A	188	C	N3-C4-N4	5.93	122.15	118.00
5	A	1121	C	N3-C4-N4	5.93	122.15	118.00
5	A	1556	A	C5-C6-N6	-5.93	118.95	123.70
5	A	448	A	C4-C5-C6	5.93	119.97	117.00
5	A	784	C	N3-C4-C5	-5.93	119.53	121.90
5	A	1249	U	O4'-C1'-N1	5.93	112.94	108.20
5	A	1465	A	C4-C5-C6	5.93	119.97	117.00
5	A	1645	C	N3-C4-C5	-5.93	119.53	121.90
5	A	850	U	O4'-C1'-N1	5.93	112.94	108.20
5	A	1284	A	C5-C6-N1	-5.93	114.74	117.70
5	A	2177	G	O4'-C1'-N9	5.93	112.94	108.20
5	A	2732	C	C5-C6-N1	5.93	123.96	121.00
5	A	2851	A	C5-C6-N1	-5.93	114.74	117.70
5	A	1029	A	C5-C6-N1	-5.93	114.74	117.70
5	A	2220	A	C5-C6-N1	-5.93	114.74	117.70
5	A	2316	A	C4-C5-C6	5.93	119.96	117.00
5	A	2464	A	C4-C5-C6	5.93	119.96	117.00
5	A	2868	G	C5-C6-O6	-5.93	125.04	128.60
5	A	249	C	N3-C4-N4	5.92	122.15	118.00
5	A	1072	A	O4'-C1'-N9	5.92	112.94	108.20
5	A	1260	A	C4-C5-C6	5.92	119.96	117.00
5	A	1636	A	C4-C5-C6	5.92	119.96	117.00
5	A	1989	A	O4'-C1'-N9	5.92	112.94	108.20
5	A	2167	C	N3-C4-N4	5.92	122.15	118.00
5	A	222	A	C4-C5-C6	5.92	119.96	117.00
5	A	827	G	O4'-C1'-N9	5.92	112.94	108.20
5	A	1390	C	N3-C4-C5	-5.92	119.53	121.90
5	A	2010	A	C4-C5-C6	5.92	119.96	117.00

Continued on next page...

Continued from previous page...

Mol	Chain	Res	Type	Atoms	Z	Observed(°)	Ideal(°)
5	A	281	A	C4-C5-C6	5.92	119.96	117.00
5	A	533	C	N3-C4-N4	5.92	122.15	118.00
5	A	914	C	N3-C4-N4	5.92	122.15	118.00
5	A	1389	C	N3-C4-N4	5.92	122.14	118.00
5	A	2905	C	N3-C4-C5	-5.92	119.53	121.90
5	A	21	A	C4-C5-C6	5.92	119.96	117.00
5	A	670	C	N3-C4-N4	5.92	122.14	118.00
5	A	2712	C	N3-C4-N4	5.92	122.14	118.00
5	A	330	A	O4'-C1'-N9	5.92	112.93	108.20
5	A	772	G	O4'-C1'-N9	5.92	112.94	108.20
5	A	2338	A	C4-C5-C6	5.92	119.96	117.00
5	A	2396	G	O4'-C1'-N9	5.92	112.94	108.20
5	A	2919	A	C4-C5-C6	5.92	119.96	117.00
6	B	66	C	N3-C4-C5	-5.92	119.53	121.90
5	A	476	A	C5-C6-N1	-5.92	114.74	117.70
5	A	781	A	O4'-C1'-N9	5.92	112.93	108.20
5	A	971	A	C4-C5-C6	5.92	119.96	117.00
5	A	2275	G	O4'-C1'-N9	5.92	112.93	108.20
5	A	2424	C	N3-C4-N4	5.92	122.14	118.00
5	A	2750	A	C5-C6-N6	-5.92	118.97	123.70
5	A	448	A	C5-C6-N6	-5.92	118.97	123.70
5	A	2012	C	N3-C4-C5	-5.92	119.53	121.90
5	A	2844	A	C4-C5-C6	5.92	119.96	117.00
5	A	79	C	N3-C4-N4	5.91	122.14	118.00
5	A	88	G	C5'-C4'-C3'	-5.91	106.54	116.00
5	A	152	C	N3-C4-N4	5.91	122.14	118.00
5	A	244	A	O4'-C1'-N9	5.91	112.93	108.20
5	A	270	C	N3-C4-C5	-5.91	119.53	121.90
5	A	700	U	O4'-C1'-N1	5.91	112.93	108.20
5	A	1314	A	C5-C6-N6	-5.91	118.97	123.70
5	A	1482	G	O4'-C1'-N9	5.91	112.93	108.20
5	A	1485	A	C5-C6-N1	-5.91	114.74	117.70
5	A	1838	A	C5-C6-N1	-5.91	114.74	117.70
5	A	2329	A	C5-C6-N1	-5.91	114.74	117.70
6	B	17	A	C4-C5-C6	5.91	119.96	117.00
6	B	18	A	O4'-C1'-N9	5.91	112.93	108.20
5	A	37	C	N3-C4-N4	5.91	122.14	118.00
5	A	449	A	O4'-C1'-N9	5.91	112.93	108.20
5	A	818	G	O4'-C1'-N9	5.91	112.93	108.20
5	A	1297	C	N3-C4-C5	-5.91	119.54	121.90
5	A	1397	G	N3-C2-N2	5.91	124.04	119.90
5	A	1402	C	N3-C4-C5	-5.91	119.54	121.90

Continued on next page...

Continued from previous page...

Mol	Chain	Res	Type	Atoms	Z	Observed(°)	Ideal(°)
5	A	1724	A	C5-C6-N1	-5.91	114.74	117.70
5	A	1998	A	C5-C6-N1	-5.91	114.75	117.70
5	A	1999	A	C4-C5-C6	5.91	119.95	117.00
5	A	2621	G	P-O5'-C5'	5.91	130.36	120.90
5	A	2914	C	N3-C4-N4	5.91	122.14	118.00
5	A	509	C	N3-C4-C5	-5.91	119.54	121.90
5	A	769	A	C5-C6-N1	-5.91	114.75	117.70
5	A	840	A	C4-C5-C6	5.91	119.95	117.00
5	A	853	C	N3-C4-C5	-5.91	119.54	121.90
5	A	1115	A	O4'-C1'-N9	5.91	112.93	108.20
5	A	1957	A	C5-C6-N1	-5.91	114.75	117.70
5	A	2295	A	C4-C5-C6	5.91	119.95	117.00
5	A	2852	U	P-O5'-C5'	5.91	130.35	120.90
5	A	259	A	C5-C6-N1	-5.91	114.75	117.70
5	A	994	C	N3-C4-N4	5.91	122.14	118.00
5	A	30	G	O4'-C1'-N9	5.91	112.92	108.20
5	A	185	A	C5-C6-N1	-5.91	114.75	117.70
5	A	930	C	N3-C4-N4	5.91	122.13	118.00
5	A	1011	C	N3-C4-N4	5.91	122.13	118.00
5	A	1201	A	C5-C6-N1	-5.91	114.75	117.70
5	A	1632	G	O4'-C1'-N9	5.91	112.92	108.20
5	A	1814	A	C5-C6-N6	-5.91	118.98	123.70
5	A	2342	C	N3-C4-N4	5.91	122.13	118.00
5	A	2518	G	O4'-C1'-N9	5.91	112.92	108.20
5	A	2601	A	C4-C5-C6	5.91	119.95	117.00
5	A	2619	A	P-O5'-C5'	5.91	130.35	120.90
5	A	1987	C	O4'-C1'-N1	5.90	112.92	108.20
5	A	2361	C	N3-C4-C5	-5.90	119.54	121.90
5	A	2393	C	N3-C4-N4	5.90	122.13	118.00
5	A	2447	A	C5-C6-N1	-5.90	114.75	117.70
5	A	2807	A	C5-C6-N6	-5.90	118.98	123.70
5	A	645	C	P-O5'-C5'	5.90	130.34	120.90
5	A	765	A	C5-C6-N1	-5.90	114.75	117.70
5	A	1757	G	O4'-C1'-N9	5.90	112.92	108.20
5	A	2499	G	O4'-C1'-N9	5.90	112.92	108.20
5	A	2663	A	C4-C5-C6	5.90	119.95	117.00
5	A	2834	A	C5-C6-N6	-5.90	118.98	123.70
5	A	1168	G	O4'-C1'-N9	5.90	112.92	108.20
5	A	1172	A	C4-C5-C6	5.90	119.95	117.00
5	A	1221	A	C5-C6-N1	-5.90	114.75	117.70
5	A	2042	A	C5-C6-N6	-5.90	118.98	123.70
5	A	2166	C	N3-C4-C5	-5.90	119.54	121.90

Continued on next page...

Continued from previous page...

Mol	Chain	Res	Type	Atoms	Z	Observed(°)	Ideal(°)
5	A	411	G	C3'-C2'-C1'	5.90	106.22	101.50
5	A	2308	G	O4'-C1'-N9	5.90	112.92	108.20
5	A	194	A	C4-C5-C6	5.90	119.95	117.00
5	A	753	A	C4-C5-C6	5.90	119.95	117.00
5	A	1179	A	C5-C6-N6	-5.90	118.98	123.70
5	A	1924	C	N3-C4-C5	-5.90	119.54	121.90
6	B	36	C	N3-C4-C5	-5.90	119.54	121.90
5	A	675	C	N3-C4-C5	-5.90	119.54	121.90
5	A	677	A	C5-C6-N6	-5.90	118.98	123.70
5	A	859	C	N3-C4-C5	-5.90	119.54	121.90
5	A	1510	G	C5-C6-O6	-5.90	125.06	128.60
5	A	1765	G	O4'-C1'-N9	5.90	112.92	108.20
5	A	337	A	C5-C6-N6	-5.89	118.98	123.70
5	A	384	A	C4-C5-C6	5.89	119.95	117.00
5	A	2539	C	N3-C4-C5	-5.89	119.54	121.90
5	A	618	A	O4'-C1'-N9	5.89	112.92	108.20
5	A	1241	C	N3-C4-C5	-5.89	119.54	121.90
5	A	1269	A	C5-C6-N1	-5.89	114.75	117.70
5	A	1682	C	N3-C4-C5	-5.89	119.54	121.90
5	A	2702	G	O4'-C1'-N9	5.89	112.91	108.20
6	B	7	G	O4'-C1'-N9	5.89	112.91	108.20
5	A	156	A	C4-C5-C6	5.89	119.95	117.00
5	A	1194	A	C5-C6-N1	-5.89	114.75	117.70
5	A	548	A	C4-C5-C6	5.89	119.94	117.00
5	A	561	A	O4'-C1'-N9	5.89	112.91	108.20
5	A	727	A	C5-C6-N6	-5.89	118.99	123.70
5	A	1434	A	C4-C5-C6	5.89	119.94	117.00
5	A	1877	A	C4-C5-C6	5.89	119.94	117.00
5	A	136	C	N3-C4-C5	-5.89	119.55	121.90
5	A	284	C	C6-N1-C2	-5.89	117.94	120.30
5	A	1386	G	O4'-C1'-N9	5.89	112.91	108.20
5	A	106	G	O4'-C1'-N9	5.89	112.91	108.20
5	A	392	C	N3-C4-C5	-5.89	119.55	121.90
5	A	975	C	N3-C4-N4	5.89	122.12	118.00
5	A	1263	G	O4'-C1'-N9	5.89	112.91	108.20
5	A	2164	A	C5-C6-N6	-5.89	118.99	123.70
5	A	2321	U	O4'-C1'-N1	5.89	112.91	108.20
5	A	2390	A	C5-C6-N6	-5.89	118.99	123.70
5	A	65	A	C5-C6-N6	-5.88	118.99	123.70
5	A	310	C	N3-C4-C5	-5.88	119.55	121.90
5	A	851	A	C4-C5-C6	5.88	119.94	117.00
5	A	902	G	C5-C6-O6	-5.88	125.07	128.60

Continued on next page...

Continued from previous page...

Mol	Chain	Res	Type	Atoms	Z	Observed(°)	Ideal(°)
5	A	925	A	C5-C6-N6	-5.88	118.99	123.70
5	A	1074	A	C5-C6-N1	-5.88	114.76	117.70
5	A	1631	A	O4'-C1'-N9	5.88	112.91	108.20
5	A	1818	A	O4'-C1'-N9	5.88	112.91	108.20
5	A	2912	A	C5-C6-N1	-5.88	114.76	117.70
5	A	618	A	C4-C5-C6	5.88	119.94	117.00
5	A	1223	C	N3-C4-C5	-5.88	119.55	121.90
5	A	1354	C	N3-C4-N4	5.88	122.12	118.00
5	A	1650	C	N3-C4-N4	5.88	122.12	118.00
5	A	2692	G	O4'-C1'-N9	5.88	112.91	108.20
5	A	466	C	N3-C4-C5	-5.88	119.55	121.90
5	A	543	A	C5-C6-N1	-5.88	114.76	117.70
5	A	1826	C	N3-C4-C5	-5.88	119.55	121.90
5	A	2200	A	C4-C5-C6	5.88	119.94	117.00
5	A	2378	G	N1-C6-O6	5.88	123.43	119.90
5	A	2704	A	C5-C6-N6	-5.88	118.99	123.70
5	A	1607	C	O4'-C1'-N1	5.88	112.90	108.20
5	A	2267	G	C4-N9-C1'	5.88	134.15	126.50
5	A	2879	G	O4'-C1'-N9	5.88	112.90	108.20
5	A	1089	C	N3-C4-C5	-5.88	119.55	121.90
5	A	1206	G	O4'-C1'-N9	5.88	112.90	108.20
6	B	72	U	O4'-C1'-N1	5.88	112.90	108.20
5	A	1425	C	N3-C4-N4	5.88	122.11	118.00
5	A	1699	A	C5-C6-N6	-5.88	119.00	123.70
5	A	504	A	O4'-C1'-N9	5.88	112.90	108.20
5	A	509	C	N3-C4-N4	5.88	122.11	118.00
5	A	965	A	C4-C5-C6	5.88	119.94	117.00
5	A	1377	G	C5-C6-O6	-5.88	125.08	128.60
5	A	1569	A	C4-C5-C6	5.88	119.94	117.00
5	A	2589	C	N3-C4-N4	5.88	122.11	118.00
5	A	268	A	C4-C5-C6	5.87	119.94	117.00
5	A	466	C	P-O5'-C5'	5.87	130.30	120.90
5	A	718	C	N3-C4-N4	5.87	122.11	118.00
5	A	1181	C	N3-C4-N4	5.87	122.11	118.00
5	A	2027	A	C4-C5-C6	5.87	119.94	117.00
5	A	173	A	C4-C5-C6	5.87	119.94	117.00
5	A	307	A	C5-C6-N1	-5.87	114.76	117.70
5	A	560	A	O4'-C1'-N9	5.87	112.90	108.20
5	A	1743	A	C5-C6-N1	-5.87	114.76	117.70
5	A	2726	G	O4'-C1'-N9	5.87	112.90	108.20
5	A	181	G	P-O3'-C3'	-5.87	112.66	119.70
5	A	1003	A	C4-C5-C6	5.87	119.94	117.00

Continued on next page...

Continued from previous page...

Mol	Chain	Res	Type	Atoms	Z	Observed(°)	Ideal(°)
5	A	2078	A	C4-C5-C6	5.87	119.94	117.00
5	A	568	G	O4'-C1'-N9	5.87	112.89	108.20
5	A	576	G	O4'-C1'-N9	5.87	112.89	108.20
5	A	1059	A	C5-C6-N6	-5.87	119.00	123.70
5	A	1364	C	N3-C4-N4	5.87	122.11	118.00
6	B	17	A	C5-C6-N1	-5.87	114.77	117.70
5	A	1708	U	P-O3'-C3'	5.87	126.74	119.70
5	A	2513	G	O4'-C1'-N9	5.87	112.89	108.20
5	A	2646	C	N3-C4-C5	-5.87	119.55	121.90
5	A	258	A	C5-C6-N6	-5.87	119.01	123.70
5	A	572	A	C4-C5-C6	5.87	119.93	117.00
5	A	728	G	O4'-C1'-N9	5.87	112.89	108.20
5	A	2095	C	N3-C4-N4	5.87	122.11	118.00
6	B	106	C	N3-C4-N4	5.87	122.11	118.00
6	B	116	C	O4'-C1'-N1	5.86	112.89	108.20
5	A	322	A	O4'-C1'-N9	5.86	112.89	108.20
5	A	335	G	O4'-C1'-N9	5.86	112.89	108.20
5	A	534	C	N3-C4-N4	5.86	122.10	118.00
5	A	622	A	C4-C5-C6	5.86	119.93	117.00
5	A	1169	C	N3-C4-N4	5.86	122.10	118.00
5	A	2322	C	N3-C4-C5	-5.86	119.56	121.90
5	A	462	A	C4-C5-C6	5.86	119.93	117.00
5	A	581	C	N3-C4-N4	5.86	122.10	118.00
5	A	2094	C	N3-C4-C5	-5.86	119.56	121.90
5	A	2595	A	C5-C6-N1	-5.86	114.77	117.70
5	A	392	C	N3-C4-N4	5.86	122.10	118.00
5	A	1333	C	N3-C4-C5	-5.86	119.56	121.90
5	A	1519	C	N3-C4-C5	-5.86	119.56	121.90
5	A	1644	C	N3-C4-C5	-5.86	119.56	121.90
5	A	1842	C	N3-C4-C5	-5.86	119.56	121.90
5	A	206	A	C5-C6-N1	-5.86	114.77	117.70
5	A	591	U	O4'-C1'-N1	5.86	112.89	108.20
5	A	592	A	C5-C6-N6	-5.86	119.01	123.70
5	A	1490	A	O4'-C1'-N9	5.86	112.89	108.20
5	A	1776	A	C4-C5-C6	5.86	119.93	117.00
5	A	1975	U	O4'-C1'-N1	5.86	112.89	108.20
5	A	2060	A	C4-C5-C6	5.86	119.93	117.00
5	A	199	A	C4-C5-C6	5.86	119.93	117.00
5	A	796	A	C5-C6-N6	-5.86	119.02	123.70
5	A	2124	A	O4'-C1'-N9	5.86	112.89	108.20
5	A	2146	A	C4-C5-C6	5.86	119.93	117.00
5	A	2826	A	C4-C5-C6	5.86	119.93	117.00

Continued on next page...

Continued from previous page...

Mol	Chain	Res	Type	Atoms	Z	Observed(°)	Ideal(°)
6	B	65	G	O4'-C1'-N9	5.86	112.88	108.20
5	A	466	C	N3-C4-N4	5.85	122.10	118.00
5	A	667	A	C5-C6-N1	-5.85	114.77	117.70
5	A	723	A	O4'-C1'-N9	5.85	112.88	108.20
5	A	1609	C	N3-C4-N4	5.85	122.10	118.00
5	A	2270	A	C4-C5-C6	5.85	119.93	117.00
5	A	2329	A	C4-C5-C6	5.85	119.93	117.00
5	A	114	C	N3-C4-C5	-5.85	119.56	121.90
5	A	341	G	O4'-C1'-N9	5.85	112.88	108.20
5	A	702	A	C4-C5-C6	5.85	119.93	117.00
5	A	1608	A	O4'-C1'-N9	5.85	112.88	108.20
5	A	2203	C	N3-C4-N4	5.85	122.10	118.00
5	A	2505	A	C5-C6-N1	-5.85	114.77	117.70
5	A	2673	A	C4-C5-C6	5.85	119.93	117.00
5	A	2915	G	O4'-C1'-N9	5.85	112.88	108.20
5	A	273	A	C4-C5-C6	5.85	119.92	117.00
5	A	1842	C	N3-C4-N4	5.85	122.10	118.00
5	A	1950	G	C5-C6-O6	-5.85	125.09	128.60
5	A	2317	A	C4-C5-C6	5.85	119.93	117.00
5	A	211	C	N3-C4-N4	5.85	122.09	118.00
5	A	342	A	C4-C5-C6	5.85	119.92	117.00
5	A	502	C	N3-C4-C5	-5.85	119.56	121.90
5	A	1445	A	C5-C6-N6	-5.85	119.02	123.70
5	A	2014	G	O4'-C1'-N9	5.85	112.88	108.20
6	B	112	C	N3-C4-N4	5.85	122.09	118.00
5	A	127	C	C2-N3-C4	5.85	122.82	119.90
5	A	389	A	C4-C5-C6	5.85	119.92	117.00
5	A	908	A	C4-C5-C6	5.85	119.92	117.00
5	A	1736	C	N3-C4-N4	5.85	122.09	118.00
5	A	2322	C	N3-C4-N4	5.85	122.09	118.00
5	A	2323	C	N3-C4-N4	5.85	122.09	118.00
5	A	2344	U	O4'-C1'-N1	5.85	112.88	108.20
5	A	600	A	C5-C6-N1	-5.85	114.78	117.70
5	A	647	A	C4-C5-C6	5.85	119.92	117.00
5	A	1207	C	N3-C4-N4	5.85	122.09	118.00
5	A	1558	G	O4'-C1'-N9	5.85	112.88	108.20
6	B	28	C	N3-C4-N4	5.85	122.09	118.00
5	A	964	A	C5-C6-N1	-5.84	114.78	117.70
5	A	2593	A	C4-C5-C6	5.84	119.92	117.00
5	A	185	A	C4-C5-C6	5.84	119.92	117.00
5	A	1056	A	C5-C6-N1	-5.84	114.78	117.70
5	A	2111	A	C5-C6-N6	-5.84	119.03	123.70

Continued on next page...

Continued from previous page...

Mol	Chain	Res	Type	Atoms	Z	Observed(°)	Ideal(°)
5	A	2269	C	N3-C4-C5	-5.84	119.56	121.90
5	A	2423	C	O4'-C1'-N1	5.84	112.87	108.20
5	A	2484	G	O4'-C1'-N9	5.84	112.88	108.20
5	A	287	G	O4'-C1'-N9	5.84	112.87	108.20
5	A	375	C	N3-C4-C5	-5.84	119.56	121.90
5	A	1148	C	N3-C4-N4	5.84	122.09	118.00
5	A	1170	C	N3-C4-C5	-5.84	119.56	121.90
5	A	2234	C	N3-C4-C5	-5.84	119.56	121.90
5	A	2551	U	O4'-C1'-N1	5.84	112.87	108.20
5	A	689	A	C4-C5-C6	5.84	119.92	117.00
5	A	747	G	O4'-C1'-N9	5.84	112.87	108.20
5	A	1244	A	C4-C5-C6	5.84	119.92	117.00
5	A	1385	G	C5-C6-O6	-5.84	125.10	128.60
5	A	1499	A	C5-C6-N1	-5.84	114.78	117.70
5	A	2496	C	N3-C4-C5	-5.84	119.56	121.90
5	A	2735	A	C5-C6-N1	-5.84	114.78	117.70
5	A	2840	C	N3-C4-N4	5.84	122.09	118.00
5	A	852	G	O4'-C1'-N9	5.84	112.87	108.20
5	A	110	A	C5-C6-N1	-5.84	114.78	117.70
5	A	1338	G	O4'-C1'-N9	5.84	112.87	108.20
5	A	2661	A	C4-C5-C6	5.84	119.92	117.00
6	B	18	A	C4-C5-C6	5.84	119.92	117.00
5	A	37	C	N3-C4-C5	-5.83	119.57	121.90
5	A	253	G	C5-C6-O6	-5.83	125.10	128.60
5	A	1033	C	N3-C4-N4	5.83	122.08	118.00
5	A	1039	G	O4'-C1'-N9	5.83	112.87	108.20
5	A	1592	A	C4-C5-C6	5.83	119.92	117.00
5	A	1672	A	C4-C5-C6	5.83	119.92	117.00
5	A	2365	A	C5-C6-N6	-5.83	119.03	123.70
5	A	868	A	C5-C6-N1	-5.83	114.78	117.70
5	A	976	U	O4'-C1'-C2'	-5.83	99.97	105.80
6	B	20	A	C4-C5-C6	5.83	119.92	117.00
6	B	70	G	N3-C2-N2	5.83	123.98	119.90
5	A	153	C	P-O5'-C5'	5.83	130.23	120.90
5	A	206	A	C5-C6-N6	-5.83	119.03	123.70
5	A	705	A	C4-C5-C6	5.83	119.92	117.00
5	A	725	C	N3-C4-C5	-5.83	119.57	121.90
5	A	790	A	C5-C6-N1	-5.83	114.78	117.70
5	A	2453	C	N3-C4-N4	5.83	122.08	118.00
5	A	2810	A	C5-C6-N6	-5.83	119.03	123.70
5	A	2898	A	C5-C6-N1	-5.83	114.78	117.70
6	B	88	C	N3-C4-N4	5.83	122.08	118.00

Continued on next page...

Continued from previous page...

Mol	Chain	Res	Type	Atoms	Z	Observed(°)	Ideal(°)
5	A	133	A	C4-C5-C6	5.83	119.92	117.00
5	A	720	C	P-O5'-C5'	-5.83	111.57	120.90
5	A	32	C	N3-C4-N4	5.83	122.08	118.00
5	A	464	C	N3-C4-N4	5.83	122.08	118.00
5	A	1416	G	O4'-C1'-N9	5.83	112.86	108.20
5	A	1652	C	O4'-C1'-N1	5.83	112.86	108.20
5	A	1705	C	N3-C4-C5	-5.83	119.57	121.90
5	A	2000	A	O4'-C1'-N9	5.83	112.86	108.20
5	A	2007	A	C4-C5-C6	5.83	119.92	117.00
5	A	2110	C	N3-C4-C5	-5.83	119.57	121.90
5	A	2123	A	C4-C5-C6	5.83	119.92	117.00
5	A	140	A	C5-C6-N1	-5.83	114.79	117.70
5	A	708	U	P-O5'-C5'	5.83	130.22	120.90
5	A	1144	A	C4-C5-C6	5.83	119.91	117.00
5	A	2786	A	C5-C6-N6	-5.83	119.04	123.70
5	A	2	G	O4'-C1'-N9	5.83	112.86	108.20
5	A	584	A	C4-C5-C6	5.83	119.91	117.00
5	A	1201	A	C5-C6-N6	-5.83	119.04	123.70
5	A	1676	G	C4'-C3'-C2'	-5.83	96.77	102.60
5	A	2298	A	C4-C5-C6	5.83	119.91	117.00
5	A	2338	A	C5-C6-N6	-5.83	119.04	123.70
5	A	2878	U	P-O5'-C5'	5.83	130.22	120.90
5	A	1601	A	C5-C6-N1	-5.82	114.79	117.70
5	A	1768	A	C5-C6-N1	-5.82	114.79	117.70
5	A	1932	G	O4'-C1'-N9	5.82	112.86	108.20
5	A	2424	C	N3-C4-C5	-5.82	119.57	121.90
5	A	2651	C	N3-C4-N4	5.82	122.08	118.00
5	A	2704	A	C4-C5-C6	5.82	119.91	117.00
5	A	2830	A	C5-C6-N1	-5.82	114.79	117.70
6	B	27	A	O4'-C1'-N9	5.82	112.86	108.20
6	B	114	A	C4-C5-C6	5.82	119.91	117.00
5	A	553	A	C4-C5-C6	5.82	119.91	117.00
5	A	1703	C	N3-C4-C5	-5.82	119.57	121.90
5	A	656	A	C5-C6-N1	-5.82	114.79	117.70
5	A	727	A	C4-C5-C6	5.82	119.91	117.00
5	A	1118	C	N3-C4-C5	-5.82	119.57	121.90
5	A	2722	A	C5-C6-N1	-5.82	114.79	117.70
5	A	2900	A	C5-C6-N6	-5.82	119.04	123.70
9	E	147	SER	N-CA-CB	5.82	119.23	110.50
5	A	656	A	C4-C5-C6	5.82	119.91	117.00
5	A	889	A	C4-C5-C6	5.82	119.91	117.00
5	A	1392	A	O4'-C1'-N9	5.82	112.86	108.20

Continued on next page...

Continued from previous page...

Mol	Chain	Res	Type	Atoms	Z	Observed(°)	Ideal(°)
5	A	424	G	O4'-C1'-N9	5.82	112.85	108.20
5	A	994	C	N3-C4-C5	-5.82	119.57	121.90
5	A	996	G	O4'-C1'-N9	5.82	112.86	108.20
5	A	1331	C	N3-C4-C5	-5.82	119.57	121.90
5	A	1331	C	N3-C4-N4	5.82	122.07	118.00
5	A	1504	A	C5-C6-N6	-5.82	119.05	123.70
5	A	2165	A	C5-C6-N1	-5.82	114.79	117.70
5	A	2225	C	N3-C4-N4	5.82	122.07	118.00
5	A	2326	C	O4'-C1'-N1	5.82	112.86	108.20
5	A	2812	A	C5-C6-N6	-5.82	119.05	123.70
5	A	2899	C	N3-C4-N4	5.82	122.07	118.00
5	A	10	A	O4'-C1'-N9	5.82	112.85	108.20
5	A	31	C	N3-C4-N4	5.82	122.07	118.00
5	A	200	A	O4'-C1'-N9	5.82	112.85	108.20
5	A	236	A	C4-C5-C6	5.82	119.91	117.00
5	A	888	A	C4-C5-C6	5.82	119.91	117.00
5	A	1052	C	N3-C4-C5	-5.82	119.57	121.90
5	A	1096	A	C5-C6-N6	-5.82	119.05	123.70
5	A	1991	C	N3-C4-C5	-5.82	119.57	121.90
5	A	2052	A	C4-C5-C6	5.82	119.91	117.00
5	A	2064	G	C5'-C4'-O4'	5.82	116.08	109.10
5	A	2068	G	O4'-C1'-N9	5.82	112.85	108.20
5	A	2330	A	C5-C6-N1	-5.82	114.79	117.70
5	A	2799	C	C6-N1-C2	-5.82	117.97	120.30
5	A	442	C	N3-C4-C5	-5.81	119.57	121.90
5	A	530	A	C4-C5-C6	5.81	119.91	117.00
5	A	1020	A	C5-C6-N6	-5.81	119.05	123.70
5	A	1442	A	C5-C6-N1	-5.81	114.79	117.70
5	A	44	A	C5-C6-N6	-5.81	119.05	123.70
5	A	265	A	C4-C5-C6	5.81	119.91	117.00
5	A	1477	A	C4-C5-C6	5.81	119.91	117.00
5	A	1617	A	C5-C6-N6	-5.81	119.05	123.70
5	A	2717	G	N3-C2-N2	5.81	123.97	119.90
5	A	326	A	C5-C6-N6	-5.81	119.05	123.70
5	A	553	A	O4'-C1'-N9	5.81	112.85	108.20
5	A	1824	C	N3-C4-N4	5.81	122.07	118.00
5	A	2719	A	C5-C6-N6	-5.81	119.05	123.70
5	A	20	C	N3-C4-C5	-5.81	119.58	121.90
5	A	655	C	N3-C4-N4	5.81	122.07	118.00
5	A	1059	A	C4-C5-C6	5.81	119.90	117.00
5	A	1257	C	N3-C4-N4	5.81	122.07	118.00
5	A	1542	A	C5-C6-N6	-5.81	119.05	123.70

Continued on next page...

Continued from previous page...

Mol	Chain	Res	Type	Atoms	Z	Observed(°)	Ideal(°)
5	A	2774	C	N3-C4-C5	-5.81	119.58	121.90
5	A	94	A	O4'-C1'-N9	5.81	112.85	108.20
5	A	551	A	O4'-C1'-N9	5.81	112.85	108.20
5	A	778	C	N3-C4-C5	-5.81	119.58	121.90
5	A	1164	C	N3-C4-N4	5.81	122.06	118.00
5	A	2032	A	O4'-C1'-N9	5.81	112.85	108.20
5	A	2462	A	C5-C6-N6	-5.81	119.06	123.70
5	A	170	G	O4'-C1'-N9	5.81	112.84	108.20
5	A	1134	A	C5-C6-N6	-5.81	119.06	123.70
5	A	1971	C	N3-C4-N4	5.81	122.06	118.00
5	A	2124	A	C4-C5-C6	5.81	119.90	117.00
5	A	2512	C	N3-C4-N4	5.81	122.06	118.00
5	A	2516	G	O4'-C1'-N9	5.81	112.84	108.20
5	A	6	A	C4-C5-C6	5.80	119.90	117.00
5	A	784	C	N3-C4-N4	5.80	122.06	118.00
5	A	955	C	N3-C4-N4	5.80	122.06	118.00
5	A	1008	A	C5-C6-N6	-5.80	119.06	123.70
5	A	1243	A	C4-C5-C6	5.80	119.90	117.00
5	A	1418	U	C2-N1-C1'	5.80	124.67	117.70
5	A	529	C	N3-C4-N4	5.80	122.06	118.00
5	A	1283	U	P-O3'-C3'	5.80	126.66	119.70
5	A	2190	C	N3-C4-N4	5.80	122.06	118.00
5	A	2369	A	C4-C5-C6	5.80	119.90	117.00
5	A	178	A	C5-C6-N1	-5.80	114.80	117.70
5	A	623	A	C4-C5-C6	5.80	119.90	117.00
5	A	2387	A	C4-C5-C6	5.80	119.90	117.00
6	B	46	A	C4-C5-C6	5.80	119.90	117.00
5	A	204	C	N3-C4-C5	-5.80	119.58	121.90
5	A	265	A	C5-C6-N1	-5.80	114.80	117.70
5	A	366	A	C5-C6-N1	-5.80	114.80	117.70
5	A	384	A	C5-C6-N6	-5.80	119.06	123.70
5	A	476	A	C4-C5-C6	5.80	119.90	117.00
5	A	729	G	C5'-C4'-C3'	-5.80	106.72	116.00
5	A	1278	G	O4'-C1'-N9	5.80	112.84	108.20
5	A	1835	C	N3-C4-N4	5.80	122.06	118.00
5	A	1948	A	O4'-C1'-N9	5.80	112.84	108.20
5	A	2790	A	C5-C6-N1	-5.80	114.80	117.70
5	A	1483	A	C5-C6-N1	-5.80	114.80	117.70
5	A	1593	A	C5-C6-N6	-5.80	119.06	123.70
5	A	1830	G	O4'-C1'-N9	5.80	112.84	108.20
5	A	69	C	N3-C4-C5	-5.80	119.58	121.90
5	A	369	A	C5-C6-N1	-5.80	114.80	117.70

Continued on next page...

Continued from previous page...

Mol	Chain	Res	Type	Atoms	Z	Observed(°)	Ideal(°)
5	A	641	C	N3-C4-N4	5.80	122.06	118.00
5	A	1167	C	N3-C4-N4	5.80	122.06	118.00
5	A	1929	A	C4-C5-C6	5.80	119.90	117.00
5	A	619	A	C4-C5-C6	5.79	119.90	117.00
5	A	1323	A	O4'-C1'-N9	5.79	112.84	108.20
5	A	1949	C	N3-C4-N4	5.79	122.06	118.00
5	A	2402	A	C4-C5-C6	5.79	119.90	117.00
5	A	1179	A	C5-C6-N1	-5.79	114.80	117.70
5	A	1819	C	N3-C4-N4	5.79	122.06	118.00
5	A	1923	C	N3-C4-C5	-5.79	119.58	121.90
5	A	2037	C	N3-C4-N4	5.79	122.06	118.00
5	A	2443	G	O4'-C1'-N9	5.79	112.83	108.20
5	A	2643	A	C5-C6-N6	-5.79	119.07	123.70
5	A	79	C	N3-C4-C5	-5.79	119.58	121.90
5	A	227	G	O4'-C1'-N9	5.79	112.83	108.20
5	A	407	A	O4'-C1'-N9	5.79	112.83	108.20
5	A	525	A	C4-C5-C6	5.79	119.90	117.00
5	A	616	A	O4'-C1'-N9	5.79	112.83	108.20
5	A	1175	A	O4'-C1'-N9	5.79	112.83	108.20
5	A	1297	C	N3-C4-N4	5.79	122.05	118.00
5	A	2030	A	C5-C6-N6	-5.79	119.07	123.70
5	A	2053	C	P-O5'-C5'	5.79	130.17	120.90
5	A	259	A	O4'-C1'-N9	5.79	112.83	108.20
5	A	1318	G	O4'-C1'-N9	5.79	112.83	108.20
5	A	1770	C	N3-C4-C5	-5.79	119.58	121.90
5	A	1935	G	O4'-C1'-N9	5.79	112.83	108.20
5	A	2158	C	N3-C4-N4	5.79	122.05	118.00
5	A	49	A	O4'-C1'-N9	5.79	112.83	108.20
5	A	1010	C	N3-C4-C5	-5.79	119.58	121.90
5	A	2285	G	O4'-C1'-N9	5.79	112.83	108.20
5	A	2675	C	N3-C4-C5	-5.79	119.58	121.90
5	A	2742	C	C2-N1-C1'	5.79	125.17	118.80
5	A	1401	C	N3-C4-N4	5.79	122.05	118.00
5	A	306	C	O4'-C1'-N1	5.79	112.83	108.20
5	A	418	A	C4-C5-C6	5.79	119.89	117.00
5	A	724	A	C5-C6-N1	-5.79	114.81	117.70
5	A	1052	C	N3-C4-N4	5.79	122.05	118.00
5	A	1326	A	C4-C5-C6	5.79	119.89	117.00
5	A	1717	C	N3-C4-N4	5.79	122.05	118.00
5	A	2032	A	C4-C5-C6	5.79	119.89	117.00
5	A	2841	C	N3-C4-N4	5.79	122.05	118.00
6	B	20	A	C5-C6-N6	-5.79	119.07	123.70

Continued on next page...

Continued from previous page...

Mol	Chain	Res	Type	Atoms	Z	Observed(°)	Ideal(°)
5	A	1453	A	C5-C6-N1	-5.78	114.81	117.70
5	A	1655	A	C4-C5-C6	5.78	119.89	117.00
5	A	2306	G	O4'-C1'-N9	5.78	112.83	108.20
6	B	27	A	C5-C6-N6	-5.78	119.07	123.70
6	B	108	C	N3-C4-C5	-5.78	119.59	121.90
5	A	689	A	C5-C6-N1	-5.78	114.81	117.70
5	A	1047	A	C4-C5-C6	5.78	119.89	117.00
5	A	1994	C	N3-C4-N4	5.78	122.05	118.00
5	A	2030	A	C4-C5-C6	5.78	119.89	117.00
5	A	2066	A	C5-C6-N1	-5.78	114.81	117.70
5	A	2506	C	N3-C4-N4	5.78	122.05	118.00
5	A	230	A	C5-C6-N1	-5.78	114.81	117.70
5	A	284	C	N3-C4-N4	5.78	122.05	118.00
5	A	1077	G	O4'-C1'-N9	5.78	112.82	108.20
5	A	1142	A	C5-C6-N6	-5.78	119.08	123.70
5	A	1766	C	C2-N1-C1'	5.78	125.16	118.80
5	A	2076	C	N3-C4-N4	5.78	122.05	118.00
5	A	2567	C	N3-C4-C5	-5.78	119.59	121.90
5	A	2590	A	C5-C6-N1	-5.78	114.81	117.70
5	A	2705	C	N3-C4-C5	-5.78	119.59	121.90
5	A	922	A	C5-C6-N1	-5.78	114.81	117.70
5	A	986	G	O4'-C1'-N9	5.78	112.82	108.20
5	A	2466	C	N3-C4-N4	5.78	122.05	118.00
6	B	25	A	C4-C5-C6	5.78	119.89	117.00
5	A	722	A	C5-C6-N1	-5.78	114.81	117.70
5	A	1025	A	C4-C5-C6	5.78	119.89	117.00
5	A	1083	G	O4'-C1'-N9	5.78	112.82	108.20
5	A	2292	C	N3-C4-C5	-5.78	119.59	121.90
5	A	2446	C	N3-C4-C5	-5.78	119.59	121.90
5	A	2605	G	O4'-C1'-N9	5.78	112.82	108.20
5	A	604	C	N3-C4-N4	5.77	122.04	118.00
6	B	17	A	O4'-C1'-N9	5.77	112.82	108.20
5	A	144	A	C5-C6-N6	-5.77	119.08	123.70
5	A	1027	A	C5-C6-N6	-5.77	119.08	123.70
5	A	1178	U	C6-N1-C1'	-5.77	113.12	121.20
5	A	1778	A	C4-C5-C6	5.77	119.89	117.00
5	A	2212	C	N3-C4-N4	5.77	122.04	118.00
5	A	2834	A	C4-C5-C6	5.77	119.89	117.00
5	A	62	C	N3-C4-C5	-5.77	119.59	121.90
5	A	828	A	C4-C5-C6	5.77	119.89	117.00
5	A	2603	G	O4'-C1'-N9	5.77	112.82	108.20
5	A	1653	A	C5-C6-N1	-5.77	114.81	117.70

Continued on next page...

Continued from previous page...

Mol	Chain	Res	Type	Atoms	Z	Observed(°)	Ideal(°)
5	A	2031	G	O4'-C1'-N9	5.77	112.81	108.20
5	A	2843	G	C5-C6-O6	-5.77	125.14	128.60
5	A	875	U	O4'-C1'-N1	5.77	112.81	108.20
5	A	960	U	O4'-C1'-N1	5.77	112.81	108.20
5	A	1389	C	N3-C4-C5	-5.77	119.59	121.90
5	A	2432	C	N3-C4-C5	-5.77	119.59	121.90
5	A	2926	C	N3-C4-N4	5.77	122.04	118.00
6	B	113	A	C5-C6-N6	-5.77	119.09	123.70
5	A	864	C	N3-C4-N4	5.77	122.04	118.00
5	A	359	C	N3-C4-C5	-5.76	119.59	121.90
5	A	492	C	N3-C4-N4	5.76	122.04	118.00
5	A	543	A	C4-C5-C6	5.76	119.88	117.00
5	A	811	A	C5-C6-N1	-5.76	114.82	117.70
5	A	1677	A	C4-C5-C6	5.76	119.88	117.00
5	A	1767	A	O4'-C1'-N9	5.76	112.81	108.20
5	A	2547	A	C5-C6-N1	-5.76	114.82	117.70
5	A	2695	C	N3-C4-C5	-5.76	119.59	121.90
5	A	780	G	N3-C2-N2	5.76	123.93	119.90
5	A	1976	C	N3-C4-C5	-5.76	119.59	121.90
5	A	940	G	O4'-C1'-N9	5.76	112.81	108.20
5	A	1579	A	C5-C6-N1	-5.76	114.82	117.70
5	A	1618	A	P-O3'-C3'	5.76	126.61	119.70
5	A	1922	C	N3-C4-N4	5.76	122.03	118.00
5	A	2113	C	N3-C4-N4	5.76	122.03	118.00
5	A	2602	C	N3-C4-N4	5.76	122.03	118.00
6	B	46	A	C5-C6-N1	-5.76	114.82	117.70
5	A	904	A	C4-C5-C6	5.76	119.88	117.00
5	A	1434	A	O4'-C1'-N9	5.76	112.81	108.20
5	A	1492	G	C4'-C3'-C2'	-5.76	96.84	102.60
5	A	1753	C	N3-C4-N4	5.76	122.03	118.00
5	A	2225	C	N3-C4-C5	-5.76	119.60	121.90
5	A	2530	C	N3-C4-N4	5.76	122.03	118.00
5	A	97	C	N3-C4-N4	5.76	122.03	118.00
5	A	1739	C	N3-C4-C5	-5.76	119.60	121.90
5	A	154	A	C4-C5-C6	5.76	119.88	117.00
5	A	173	A	C5-C6-N1	-5.76	114.82	117.70
5	A	1219	C	N3-C4-C5	-5.76	119.60	121.90
5	A	1565	U	O4'-C1'-N1	5.76	112.81	108.20
5	A	1606	A	C4-C5-C6	5.76	119.88	117.00
5	A	2395	A	O4'-C1'-N9	5.76	112.81	108.20
5	A	2440	A	C4-C5-C6	5.76	119.88	117.00
5	A	2503	C	N3-C4-N4	5.76	122.03	118.00

Continued on next page...

Continued from previous page...

Mol	Chain	Res	Type	Atoms	Z	Observed(°)	Ideal(°)
5	A	2912	A	C5-C6-N6	-5.76	119.09	123.70
5	A	353	A	P-O5'-C5'	5.75	130.11	120.90
5	A	1517	A	C5-C6-N1	-5.75	114.82	117.70
5	A	1552	C	N3-C4-C5	-5.75	119.60	121.90
5	A	1956	A	O4'-C1'-N9	5.75	112.80	108.20
6	B	41	C	N3-C4-C5	-5.75	119.60	121.90
5	A	284	C	N3-C4-C5	-5.75	119.60	121.90
5	A	481	U	O4'-C1'-N1	5.75	112.80	108.20
5	A	864	C	N3-C4-C5	-5.75	119.60	121.90
5	A	1461	A	O4'-C1'-N9	5.75	112.80	108.20
5	A	1619	A	C4-C5-C6	5.75	119.88	117.00
5	A	2715	G	C5-C6-O6	-5.75	125.15	128.60
5	A	421	A	C5-C6-N6	-5.75	119.10	123.70
5	A	672	C	C6-N1-C2	-5.75	118.00	120.30
5	A	1532	A	C4-C5-C6	5.75	119.88	117.00
5	A	2492	C	N3-C4-N4	5.75	122.03	118.00
5	A	2657	C	N3-C4-C5	-5.75	119.60	121.90
5	A	362	C	N3-C4-N4	5.75	122.03	118.00
5	A	593	A	C5-C6-N1	-5.75	114.83	117.70
5	A	1493	C	N3-C4-C5	-5.75	119.60	121.90
5	A	1522	U	C6-N1-C1'	-5.75	113.15	121.20
5	A	2270	A	C5-C6-N1	-5.75	114.83	117.70
5	A	2475	G	C5-C6-O6	-5.75	125.15	128.60
5	A	69	C	N3-C4-N4	5.75	122.02	118.00
5	A	133	A	C5-C6-N1	-5.75	114.83	117.70
5	A	460	C	N3-C4-N4	5.75	122.02	118.00
5	A	581	C	N3-C4-C5	-5.75	119.60	121.90
5	A	1169	C	N3-C4-C5	-5.75	119.60	121.90
5	A	1287	A	C4-C5-C6	5.75	119.88	117.00
5	A	1477	A	C5-C6-N6	-5.75	119.10	123.70
5	A	1694	G	O4'-C1'-N9	5.75	112.80	108.20
5	A	1925	A	C4-C5-C6	5.75	119.87	117.00
5	A	2193	C	N3-C4-N4	5.75	122.02	118.00
5	A	2330	A	C4-C5-C6	5.75	119.87	117.00
5	A	2604	C	N3-C4-C5	-5.75	119.60	121.90
5	A	2742	C	N3-C4-C5	-5.75	119.60	121.90
5	A	1153	G	P-O5'-C5'	5.75	130.09	120.90
5	A	1217	U	O4'-C1'-N1	5.75	112.80	108.20
5	A	1618	A	O4'-C1'-N9	5.75	112.80	108.20
5	A	1829	C	N3-C4-N4	5.75	122.02	118.00
5	A	2164	A	C4-C5-C6	5.75	119.87	117.00
5	A	2166	C	N3-C4-N4	5.75	122.02	118.00

Continued on next page...

Continued from previous page...

Mol	Chain	Res	Type	Atoms	Z	Observed(°)	Ideal(°)
5	A	2456	C	O4'-C1'-N1	5.75	112.80	108.20
5	A	2729	C	N3-C4-N4	5.75	122.02	118.00
5	A	2851	A	C5-C6-N6	-5.75	119.10	123.70
5	A	759	G	C6-C5-N7	-5.75	126.95	130.40
5	A	1279	C	N3-C4-N4	5.75	122.02	118.00
5	A	634	A	C5-C6-N6	-5.74	119.11	123.70
5	A	2065	C	N3-C4-N4	5.74	122.02	118.00
5	A	2594	A	C5-C6-N1	-5.74	114.83	117.70
5	A	2789	C	N3-C4-N4	5.74	122.02	118.00
5	A	991	A	C5-C6-N1	-5.74	114.83	117.70
5	A	1065	U	O4'-C1'-N1	5.74	112.79	108.20
5	A	1542	A	O4'-C1'-N9	5.74	112.79	108.20
5	A	456	A	C5-C6-N6	-5.74	119.11	123.70
5	A	618	A	C5-C6-N6	-5.74	119.11	123.70
5	A	2166	C	O4'-C1'-N1	5.74	112.79	108.20
5	A	2375	A	O4'-C1'-N9	5.74	112.79	108.20
5	A	154	A	O4'-C1'-N9	5.74	112.79	108.20
5	A	181	G	C4'-C3'-C2'	-5.74	96.86	102.60
5	A	991	A	C5-C6-N6	-5.74	119.11	123.70
5	A	1132	A	C5-C6-N1	-5.74	114.83	117.70
5	A	2097	U	P-O3'-C3'	5.74	126.59	119.70
5	A	2433	C	N3-C4-N4	5.74	122.02	118.00
5	A	1027	A	C4-C5-C6	5.74	119.87	117.00
5	A	2675	C	C2-N1-C1'	5.74	125.11	118.80
6	B	58	C	N3-C4-C5	-5.74	119.61	121.90
5	A	47	C	N3-C4-C5	-5.74	119.61	121.90
5	A	649	G	O4'-C1'-N9	5.74	112.79	108.20
5	A	1426	A	C4-C5-C6	5.74	119.87	117.00
5	A	2155	A	C4-C5-C6	5.74	119.87	117.00
5	A	2407	A	C5-C6-N1	-5.74	114.83	117.70
5	A	2789	C	N3-C4-C5	-5.74	119.61	121.90
6	B	109	C	N3-C4-N4	5.74	122.02	118.00
5	A	76	C	N3-C4-N4	5.73	122.01	118.00
5	A	183	A	C4-C5-C6	5.73	119.87	117.00
5	A	207	A	O4'-C1'-N9	5.73	112.78	108.20
5	A	467	C	N3-C4-N4	5.73	122.01	118.00
5	A	1693	C	N3-C4-N4	5.73	122.01	118.00
5	A	1781	C	N3-C4-N4	5.73	122.01	118.00
5	A	1855	C	N3-C4-C5	-5.73	119.61	121.90
5	A	1963	C	N3-C4-N4	5.73	122.01	118.00
5	A	2039	G	O4'-C1'-N9	5.73	112.79	108.20
5	A	254	A	C5-C6-N6	-5.73	119.12	123.70

Continued on next page...

Continued from previous page...

Mol	Chain	Res	Type	Atoms	Z	Observed(°)	Ideal(°)
5	A	445	C	N3-C4-C5	-5.73	119.61	121.90
5	A	1130	A	C5-C6-N6	-5.73	119.11	123.70
5	A	1575	A	C5-C6-N1	-5.73	114.83	117.70
5	A	1764	U	P-O3'-C3'	5.73	126.58	119.70
5	A	2315	A	C5-C6-N6	-5.73	119.11	123.70
5	A	2319	G	O4'-C1'-N9	5.73	112.78	108.20
5	A	2731	G	C5-C6-O6	-5.73	125.16	128.60
5	A	2803	C	N3-C4-N4	5.73	122.01	118.00
5	A	3	U	C3'-C2'-C1'	5.73	106.08	101.50
5	A	710	G	O4'-C1'-N9	5.73	112.78	108.20
5	A	889	A	C5-C6-N1	-5.73	114.83	117.70
5	A	309	U	C5'-C4'-O4'	-5.73	102.23	109.10
5	A	366	A	C4-C5-C6	5.73	119.86	117.00
5	A	999	A	O4'-C1'-N9	5.73	112.78	108.20
5	A	1119	A	C5-C6-N6	-5.73	119.12	123.70
5	A	1366	C	N3-C4-C5	-5.73	119.61	121.90
5	A	1374	C	N3-C4-N4	5.73	122.01	118.00
5	A	1500	U	O4'-C1'-N1	5.73	112.78	108.20
5	A	1815	A	C4-C5-C6	5.73	119.86	117.00
5	A	2119	A	C4-C5-C6	5.73	119.86	117.00
5	A	2277	C	N3-C4-C5	-5.73	119.61	121.90
6	B	118	A	C5-C6-N1	-5.73	114.84	117.70
5	A	38	A	C4-C5-C6	5.73	119.86	117.00
5	A	1921	C	N3-C4-C5	-5.72	119.61	121.90
5	A	28	A	C4-C5-C6	5.72	119.86	117.00
5	A	73	A	C4-C5-C6	5.72	119.86	117.00
5	A	234	C	N3-C4-N4	5.72	122.01	118.00
5	A	574	A	C5-C6-N1	-5.72	114.84	117.70
5	A	1644	C	N3-C4-N4	5.72	122.01	118.00
5	A	2052	A	C5-C6-N1	-5.72	114.84	117.70
5	A	2075	G	O4'-C1'-N9	5.72	112.78	108.20
5	A	2076	C	N3-C4-C5	-5.72	119.61	121.90
5	A	2173	G	N3-C2-N2	5.72	123.91	119.90
5	A	1767	A	C5-C6-N6	-5.72	119.12	123.70
5	A	2100	A	C5-C6-N1	-5.72	114.84	117.70
5	A	2236	C	N3-C4-C5	-5.72	119.61	121.90
5	A	1196	C	N3-C4-C5	-5.72	119.61	121.90
5	A	1434	A	C5-C6-N1	-5.72	114.84	117.70
5	A	1557	G	O4'-C1'-N9	5.72	112.78	108.20
5	A	1627	A	C4-C5-C6	5.72	119.86	117.00
5	A	1947	A	C4-C5-C6	5.72	119.86	117.00
5	A	2544	C	N3-C4-N4	5.72	122.00	118.00

Continued on next page...

Continued from previous page...

Mol	Chain	Res	Type	Atoms	Z	Observed(°)	Ideal(°)
5	A	2752	C	N3-C4-N4	5.72	122.00	118.00
5	A	688	G	O4'-C1'-N9	5.72	112.77	108.20
5	A	692	A	C5-C6-N6	-5.72	119.13	123.70
5	A	872	C	N3-C4-N4	5.72	122.00	118.00
5	A	1034	A	C4-C5-C6	5.72	119.86	117.00
5	A	2375	A	C5-C6-N1	-5.72	114.84	117.70
5	A	41	A	C5-C6-N6	-5.72	119.13	123.70
5	A	993	A	C4-C5-C6	5.72	119.86	117.00
5	A	1078	A	O4'-C1'-N9	5.72	112.77	108.20
5	A	1115	A	C4-C5-C6	5.72	119.86	117.00
5	A	1213	G	O4'-C1'-N9	5.72	112.77	108.20
5	A	1334	C	N3-C4-N4	5.72	122.00	118.00
5	A	1712	G	O4'-C1'-N9	5.72	112.77	108.20
5	A	1743	A	C5-C6-N6	-5.72	119.13	123.70
5	A	1943	C	N3-C4-N4	5.72	122.00	118.00
5	A	1982	A	C5-C6-N6	-5.72	119.13	123.70
5	A	2071	A	C5-C6-N6	-5.72	119.13	123.70
5	A	2102	C	N3-C4-C5	-5.72	119.61	121.90
5	A	2777	A	C5-C6-N1	-5.72	114.84	117.70
5	A	364	A	C5-C6-N6	-5.71	119.13	123.70
5	A	425	C	N3-C4-N4	5.71	122.00	118.00
5	A	640	C	N3-C4-C5	-5.71	119.61	121.90
5	A	1375	A	C4-C5-C6	5.71	119.86	117.00
5	A	1421	A	O4'-C1'-N9	5.71	112.77	108.20
5	A	2062	A	C4-C5-C6	5.71	119.86	117.00
5	A	2405	A	C5-C6-N6	-5.71	119.13	123.70
5	A	2495	C	N3-C4-C5	-5.71	119.61	121.90
5	A	2668	A	C5-C6-N6	-5.71	119.13	123.70
5	A	1118	C	N3-C4-N4	5.71	122.00	118.00
5	A	1695	A	C5-C6-N6	-5.71	119.13	123.70
5	A	1994	C	N3-C4-C5	-5.71	119.61	121.90
5	A	2029	G	P-O5'-C5'	5.71	130.04	120.90
5	A	44	A	C5-C6-N1	-5.71	114.84	117.70
5	A	95	A	C4-C5-C6	5.71	119.86	117.00
5	A	366	A	C5-C6-N6	-5.71	119.13	123.70
5	A	561	A	C5-C6-N6	-5.71	119.13	123.70
5	A	791	C	N3-C4-N4	5.71	122.00	118.00
5	A	1260	A	C5-C6-N6	-5.71	119.13	123.70
5	A	1347	A	C4-C5-C6	5.71	119.86	117.00
5	A	1965	A	C5-C6-N6	-5.71	119.13	123.70
5	A	75	G	O4'-C1'-N9	5.71	112.77	108.20
5	A	387	C	N3-C4-N4	5.71	122.00	118.00

Continued on next page...

Continued from previous page...

Mol	Chain	Res	Type	Atoms	Z	Observed(°)	Ideal(°)
5	A	1054	A	C4-C5-C6	5.71	119.86	117.00
5	A	1062	C	N3-C4-N4	5.71	122.00	118.00
5	A	2198	G	N1-C6-O6	5.71	123.33	119.90
5	A	2231	C	N3-C4-N4	5.71	122.00	118.00
5	A	2776	G	N3-C2-N2	5.71	123.90	119.90
6	B	44	A	C5-C6-N1	-5.71	114.84	117.70
5	A	639	C	N3-C4-N4	5.71	122.00	118.00
5	A	720	C	N3-C4-C5	-5.71	119.62	121.90
5	A	762	A	C5-C6-N6	-5.71	119.13	123.70
5	A	1042	A	C4-C5-C6	5.71	119.85	117.00
5	A	1398	A	C5-C6-N1	-5.71	114.84	117.70
5	A	1426	A	C4'-C3'-C2'	-5.71	96.89	102.60
5	A	2786	A	C5-C6-N1	-5.71	114.85	117.70
5	A	1534	A	C5-C6-N1	-5.71	114.85	117.70
5	A	1661	A	C5-C6-N1	-5.71	114.85	117.70
5	A	2381	A	C5-C6-N1	-5.71	114.85	117.70
5	A	124	A	C5-C6-N1	-5.71	114.85	117.70
5	A	279	A	C4-C5-C6	5.71	119.85	117.00
5	A	2082	G	C5-C6-O6	-5.71	125.18	128.60
5	A	829	A	C5-C6-N1	-5.70	114.85	117.70
5	A	1134	A	C5-C6-N1	-5.70	114.85	117.70
5	A	1312	A	C5-C6-N6	-5.70	119.14	123.70
5	A	1360	A	C5-C6-N6	-5.70	119.14	123.70
5	A	1521	G	O4'-C1'-N9	5.70	112.76	108.20
5	A	1703	C	N3-C4-N4	5.70	121.99	118.00
5	A	2517	A	O4'-C1'-N9	5.70	112.76	108.20
5	A	2549	C	N3-C4-N4	5.70	121.99	118.00
5	A	2651	C	P-O3'-C3'	-5.70	112.86	119.70
7	C	143	ASN	N-CA-CB	5.70	120.87	110.60
5	A	456	A	C5-C6-N1	-5.70	114.85	117.70
5	A	1760	A	C5-C6-N6	-5.70	119.14	123.70
5	A	2563	C	N3-C4-N4	5.70	121.99	118.00
5	A	2739	C	P-O5'-C5'	5.70	130.02	120.90
5	A	470	A	C4-C5-C6	5.70	119.85	117.00
5	A	653	A	C5-C6-N1	-5.70	114.85	117.70
5	A	1095	C	N3-C4-N4	5.70	121.99	118.00
5	A	1866	C	N3-C4-C5	-5.70	119.62	121.90
5	A	1966	A	C5-C6-N1	-5.70	114.85	117.70
5	A	2466	C	N3-C4-C5	-5.70	119.62	121.90
5	A	494	A	C4-C5-C6	5.70	119.85	117.00
5	A	2805	A	C5-C6-N1	-5.70	114.85	117.70
17	P	43	PHE	CB-CG-CD1	-5.70	116.81	120.80

Continued on next page...

Continued from previous page...

Mol	Chain	Res	Type	Atoms	Z	Observed(°)	Ideal(°)
5	A	90	A	C5-C6-N1	-5.70	114.85	117.70
5	A	482	C	N3-C4-N4	5.70	121.99	118.00
5	A	486	A	C5-C6-N1	-5.70	114.85	117.70
5	A	943	A	O4'-C1'-N9	5.70	112.76	108.20
5	A	1126	A	C4-C5-C6	5.70	119.85	117.00
5	A	150	A	C4-C5-C6	5.70	119.85	117.00
5	A	179	A	C5-C6-N6	-5.70	119.14	123.70
5	A	241	C	N3-C4-C5	-5.70	119.62	121.90
5	A	395	C	N3-C4-N4	5.70	121.99	118.00
5	A	508	C	N3-C4-C5	-5.70	119.62	121.90
5	A	945	C	N3-C4-C5	-5.70	119.62	121.90
5	A	2010	A	C5-C6-N6	-5.70	119.14	123.70
5	A	2093	C	C2-N3-C4	5.70	122.75	119.90
5	A	2237	C	N3-C4-N4	5.70	121.99	118.00
5	A	1575	A	O4'-C1'-N9	5.69	112.75	108.20
5	A	2029	G	P-O3'-C3'	-5.69	112.87	119.70
5	A	2262	A	C5-C6-N1	-5.69	114.85	117.70
5	A	2569	C	N3-C4-C5	-5.69	119.62	121.90
18	Q	45	TYR	CB-CG-CD2	5.69	124.42	121.00
5	A	717	A	C4-C5-C6	5.69	119.85	117.00
5	A	1008	A	C5-C6-N1	-5.69	114.85	117.70
5	A	1330	C	N3-C4-C5	-5.69	119.62	121.90
5	A	1517	A	C5-C6-N6	-5.69	119.15	123.70
5	A	2447	A	O4'-C1'-N9	5.69	112.75	108.20
6	B	37	A	C5-C6-N6	-5.69	119.15	123.70
5	A	282	G	P-O3'-C3'	5.69	126.53	119.70
5	A	971	A	C5-C6-N6	-5.69	119.15	123.70
5	A	1241	C	N3-C4-N4	5.69	121.98	118.00
5	A	1309	G	O4'-C1'-N9	5.69	112.75	108.20
5	A	2042	A	O4'-C1'-N9	5.69	112.75	108.20
5	A	2093	C	N3-C4-N4	5.69	121.98	118.00
5	A	2752	C	N3-C4-C5	-5.69	119.62	121.90
5	A	2816	C	N3-C4-N4	5.69	121.98	118.00
6	B	11	A	C5-C6-N6	-5.69	119.15	123.70
5	A	244	A	C4-C5-C6	5.69	119.84	117.00
5	A	547	A	C5-C6-N1	-5.69	114.86	117.70
5	A	660	G	O4'-C1'-N9	5.69	112.75	108.20
5	A	924	U	O3'-P-O5'	5.69	114.81	104.00
5	A	2859	G	C6-C5-N7	-5.69	126.99	130.40
5	A	1455	C	N3-C4-N4	5.69	121.98	118.00
5	A	1953	C	N3-C4-C5	-5.69	119.62	121.90
5	A	1956	A	C5-C6-N6	-5.69	119.15	123.70

Continued on next page...

Continued from previous page...

Mol	Chain	Res	Type	Atoms	Z	Observed(°)	Ideal(°)
5	A	2146	A	C5-C6-N1	-5.69	114.86	117.70
5	A	2916	A	C4-C5-C6	5.69	119.84	117.00
5	A	1495	C	N3-C4-C5	-5.69	119.62	121.90
5	A	1161	A	C5-C6-N1	-5.68	114.86	117.70
5	A	1270	C	N3-C4-N4	5.68	121.98	118.00
5	A	1346	A	O4'-C1'-N9	5.68	112.75	108.20
5	A	1812	A	C5-C6-N1	-5.68	114.86	117.70
5	A	431	A	C5-C6-N6	-5.68	119.15	123.70
5	A	560	A	C4-C5-C6	5.68	119.84	117.00
5	A	725	C	N3-C4-N4	5.68	121.98	118.00
5	A	1392	A	C4-C5-C6	5.68	119.84	117.00
5	A	1452	C	N3-C4-N4	5.68	121.98	118.00
5	A	2200	A	O4'-C1'-N9	5.68	112.75	108.20
5	A	11	G	O4'-C1'-N9	5.68	112.75	108.20
5	A	902	G	O4'-C1'-N9	5.68	112.75	108.20
5	A	1729	C	N3-C4-N4	5.68	121.98	118.00
5	A	373	A	C4-C5-C6	5.68	119.84	117.00
5	A	745	C	N3-C4-N4	5.68	121.97	118.00
5	A	1583	A	O4'-C1'-N9	5.68	112.74	108.20
5	A	1626	U	O4'-C1'-N1	5.68	112.74	108.20
5	A	1766	C	N3-C4-C5	-5.68	119.63	121.90
5	A	1795	C	N3-C4-N4	5.68	121.98	118.00
5	A	1941	A	C5-C6-N1	-5.68	114.86	117.70
5	A	2498	A	C5-C6-N6	-5.68	119.16	123.70
5	A	2570	A	C4-C5-C6	5.68	119.84	117.00
5	A	373	A	C5-C6-N6	-5.68	119.16	123.70
5	A	1205	U	O4'-C1'-N1	5.68	112.74	108.20
5	A	1667	A	C5-C6-N1	-5.68	114.86	117.70
5	A	212	C	N3-C4-C5	-5.68	119.63	121.90
5	A	295	G	O4'-C1'-N9	5.68	112.74	108.20
5	A	906	G	N3-C2-N2	5.68	123.87	119.90
5	A	1020	A	C5-C6-N1	-5.68	114.86	117.70
5	A	2095	C	N3-C4-C5	-5.68	119.63	121.90
5	A	2403	C	O4'-C1'-N1	5.68	112.74	108.20
5	A	2523	G	O4'-C1'-N9	5.68	112.74	108.20
5	A	2799	C	N3-C4-N4	5.68	121.97	118.00
5	A	283	G	O4'-C1'-N9	5.67	112.74	108.20
5	A	897	G	C6-C5-N7	-5.67	127.00	130.40
5	A	1862	C	N3-C4-C5	-5.67	119.63	121.90
5	A	2389	A	C4-C5-C6	5.67	119.84	117.00
5	A	823	G	C8-N9-C1'	-5.67	119.62	127.00
5	A	840	A	O4'-C1'-N9	5.67	112.74	108.20

Continued on next page...

Continued from previous page...

Mol	Chain	Res	Type	Atoms	Z	Observed(°)	Ideal(°)
5	A	1113	A	C5-C6-N6	-5.67	119.16	123.70
5	A	218	G	N3-C2-N2	5.67	123.87	119.90
5	A	616	A	C5-C6-N1	-5.67	114.86	117.70
5	A	696	C	N3-C4-N4	5.67	121.97	118.00
5	A	1413	G	O4'-C1'-N9	5.67	112.74	108.20
5	A	2027	A	O4'-C1'-N9	5.67	112.74	108.20
5	A	2744	C	N3-C4-N4	5.67	121.97	118.00
5	A	1347	A	C5-C6-N6	-5.67	119.16	123.70
5	A	698	C	N3-C4-N4	5.67	121.97	118.00
5	A	1346	A	C5-C6-N6	-5.67	119.17	123.70
5	A	1504	A	C4-C5-C6	5.67	119.83	117.00
5	A	2245	G	O4'-C1'-N9	5.67	112.73	108.20
5	A	2383	A	C5-C6-N1	-5.67	114.87	117.70
5	A	2919	A	C5-C6-N1	-5.67	114.86	117.70
6	B	76	A	C4-C5-C6	5.67	119.83	117.00
5	A	1819	C	N3-C4-C5	-5.67	119.63	121.90
5	A	2709	C	N3-C4-N4	5.67	121.97	118.00
5	A	318	A	C5-C6-N6	-5.67	119.17	123.70
5	A	841	A	O4'-C1'-N9	5.67	112.73	108.20
5	A	980	C	N3-C4-C5	-5.67	119.63	121.90
5	A	2276	A	C4-C5-C6	5.67	119.83	117.00
5	A	2643	A	C5-C6-N1	-5.67	114.87	117.70
5	A	2735	A	C5-C6-N6	-5.67	119.17	123.70
5	A	62	C	N3-C4-N4	5.66	121.97	118.00
5	A	582	A	O4'-C1'-N9	5.66	112.73	108.20
5	A	628	C	N3-C4-N4	5.66	121.96	118.00
5	A	923	C	N3-C4-C5	-5.66	119.64	121.90
5	A	1476	C	N3-C4-N4	5.66	121.96	118.00
5	A	1697	A	C5-C6-N1	-5.66	114.87	117.70
5	A	2049	A	C4-C5-C6	5.66	119.83	117.00
5	A	2158	C	N3-C4-C5	-5.66	119.63	121.90
5	A	2187	A	C5-C6-N1	-5.66	114.87	117.70
5	A	2228	A	C4-C5-C6	5.66	119.83	117.00
5	A	2326	C	N3-C4-N4	5.66	121.96	118.00
5	A	912	C	N3-C4-C5	-5.66	119.64	121.90
5	A	1026	A	C5-C6-N6	-5.66	119.17	123.70
5	A	1991	C	N3-C4-N4	5.66	121.96	118.00
5	A	2088	A	C5-C6-N6	-5.66	119.17	123.70
5	A	2846	A	C5-C6-N6	-5.66	119.17	123.70
6	B	25	A	C5-C6-N6	-5.66	119.17	123.70
5	A	38	A	O4'-C1'-N9	5.66	112.73	108.20
5	A	216	A	C5-C6-N6	-5.66	119.17	123.70

Continued on next page...

Continued from previous page...

Mol	Chain	Res	Type	Atoms	Z	Observed(°)	Ideal(°)
5	A	422	C	N3-C4-N4	5.66	121.96	118.00
5	A	578	A	C5-C6-N1	-5.66	114.87	117.70
5	A	608	C	N3-C4-N4	5.66	121.96	118.00
5	A	862	U	P-O5'-C5'	5.66	129.96	120.90
5	A	932	C	C2-N1-C1'	5.66	125.03	118.80
5	A	993	A	C5-C6-N6	-5.66	119.17	123.70
5	A	1266	A	C5-C6-N6	-5.66	119.17	123.70
5	A	1287	A	C5-C6-N6	-5.66	119.17	123.70
5	A	2492	C	N3-C4-C5	-5.66	119.64	121.90
5	A	2790	A	C4-C5-C6	5.66	119.83	117.00
5	A	2860	A	C5-C6-N1	-5.66	114.87	117.70
5	A	2876	A	C5-C6-N6	-5.66	119.17	123.70
6	B	108	C	N3-C4-N4	5.66	121.96	118.00
5	A	401	C	C1'-O4'-C4'	-5.66	105.37	109.90
5	A	468	C	N3-C4-N4	5.66	121.96	118.00
5	A	1056	A	C5-C6-N6	-5.66	119.17	123.70
5	A	1607	C	N3-C4-N4	5.66	121.96	118.00
5	A	2323	C	N3-C4-C5	-5.66	119.64	121.90
5	A	2630	C	N3-C4-C5	-5.66	119.64	121.90
5	A	2781	C	N3-C4-N4	5.66	121.96	118.00
5	A	2819	A	O4'-C1'-N9	5.66	112.73	108.20
5	A	1592	A	C5-C6-N6	-5.66	119.17	123.70
5	A	2564	A	O4'-C1'-N9	5.66	112.72	108.20
5	A	2571	A	C4-C5-C6	5.66	119.83	117.00
6	B	39	A	C5-C6-N6	-5.66	119.17	123.70
5	A	124	A	C5-C6-N6	-5.66	119.18	123.70
5	A	333	A	C4-C5-C6	5.66	119.83	117.00
5	A	414	C	N3-C4-C5	-5.66	119.64	121.90
5	A	436	A	C5-C6-N6	-5.66	119.18	123.70
5	A	2212	C	N3-C4-C5	-5.66	119.64	121.90
5	A	2539	C	N3-C4-N4	5.66	121.96	118.00
5	A	2869	A	C4-C5-C6	5.66	119.83	117.00
6	B	40	C	N3-C4-C5	-5.66	119.64	121.90
5	A	234	C	N3-C4-C5	-5.65	119.64	121.90
5	A	1942	A	C5-C6-N6	-5.65	119.18	123.70
5	A	969	C	N3-C4-N4	5.65	121.96	118.00
5	A	970	A	C4-C5-C6	5.65	119.83	117.00
5	A	2525	C	O4'-C1'-N1	5.65	112.72	108.20
5	A	2550	C	N3-C4-C5	-5.65	119.64	121.90
5	A	345	A	C5-C6-N6	-5.65	119.18	123.70
5	A	819	G	O4'-C1'-N9	5.65	112.72	108.20
5	A	1149	A	C5-C6-N1	-5.65	114.87	117.70

Continued on next page...

Continued from previous page...

Mol	Chain	Res	Type	Atoms	Z	Observed(°)	Ideal(°)
5	A	1515	C	N3-C4-N4	5.65	121.96	118.00
5	A	1562	A	C4-C5-C6	5.65	119.83	117.00
5	A	1961	A	C4-C5-C6	5.65	119.83	117.00
5	A	2298	A	O4'-C1'-N9	5.65	112.72	108.20
5	A	2616	A	C5-C6-N6	-5.65	119.18	123.70
6	B	68	C	N3-C4-C5	-5.65	119.64	121.90
5	A	257	G	O4'-C1'-N9	5.65	112.72	108.20
5	A	763	A	C5-C6-N6	-5.65	119.18	123.70
5	A	1141	A	C5-C6-N6	-5.65	119.18	123.70
5	A	2295	A	C5-C6-N6	-5.65	119.18	123.70
5	A	2501	G	N3-C2-N2	5.65	123.85	119.90
5	A	257	G	N3-C2-N2	5.65	123.85	119.90
5	A	646	A	C5-C6-N6	-5.65	119.18	123.70
5	A	802	G	C5-C6-O6	-5.65	125.21	128.60
5	A	838	C	N3-C4-N4	5.65	121.95	118.00
5	A	1219	C	N3-C4-N4	5.65	121.95	118.00
5	A	1401	C	N3-C4-C5	-5.65	119.64	121.90
5	A	1614	A	C5-C6-N6	-5.65	119.18	123.70
5	A	2599	G	O4'-C1'-N9	5.65	112.72	108.20
5	A	2767	A	C5-C6-N6	-5.65	119.18	123.70
5	A	2817	C	N3-C4-N4	5.65	121.95	118.00
5	A	31	C	N3-C4-C5	-5.65	119.64	121.90
5	A	137	G	O4'-C1'-N9	5.65	112.72	108.20
5	A	1607	C	N3-C4-C5	-5.65	119.64	121.90
5	A	10	A	C5-C6-N6	-5.64	119.18	123.70
5	A	212	C	N3-C4-N4	5.64	121.95	118.00
5	A	635	C	N3-C4-C5	-5.64	119.64	121.90
5	A	1396	C	N3-C4-N4	5.64	121.95	118.00
5	A	1845	A	C5-C6-N6	-5.64	119.18	123.70
5	A	2007	A	C5-C6-N1	-5.64	114.88	117.70
5	A	2350	G	C8-N9-C1'	-5.64	119.66	127.00
5	A	1415	C	N3-C4-C5	-5.64	119.64	121.90
5	A	1714	A	C5-C6-N1	-5.64	114.88	117.70
5	A	1791	A	C5-C6-N6	-5.64	119.19	123.70
5	A	1854	G	O4'-C1'-N9	5.64	112.71	108.20
5	A	2447	A	C4-C5-C6	5.64	119.82	117.00
5	A	2630	C	N3-C4-N4	5.64	121.95	118.00
5	A	104	C	N3-C4-C5	-5.64	119.64	121.90
5	A	551	A	C5-C6-N1	-5.64	114.88	117.70
5	A	1542	A	C4-C5-C6	5.64	119.82	117.00
5	A	1981	A	C5-C6-N1	-5.64	114.88	117.70
5	A	2451	C	N3-C4-N4	5.64	121.95	118.00

Continued on next page...

Continued from previous page...

Mol	Chain	Res	Type	Atoms	Z	Observed(°)	Ideal(°)
5	A	2839	C	N3-C4-C5	-5.64	119.64	121.90
5	A	777	C	N3-C4-C5	-5.64	119.64	121.90
5	A	948	A	C5-C6-N1	-5.64	114.88	117.70
5	A	1422	C	N3-C4-N4	5.64	121.95	118.00
5	A	1949	C	N3-C4-C5	-5.64	119.64	121.90
5	A	2087	A	C5-C6-N1	-5.64	114.88	117.70
5	A	2740	A	O4'-C1'-N9	5.64	112.71	108.20
5	A	2866	C	N3-C4-N4	5.64	121.95	118.00
5	A	1672	A	C5-C6-N1	-5.64	114.88	117.70
5	A	2219	G	C4-N9-C1'	5.64	133.83	126.50
5	A	2587	C	N3-C4-N4	5.64	121.95	118.00
5	A	91	A	C5-C6-N6	-5.64	119.19	123.70
5	A	173	A	C5-C6-N6	-5.64	119.19	123.70
5	A	500	A	C5-C6-N6	-5.64	119.19	123.70
5	A	542	G	O4'-C1'-N9	5.64	112.71	108.20
5	A	585	G	O4'-C1'-N9	5.64	112.71	108.20
5	A	635	C	N3-C4-N4	5.64	121.95	118.00
5	A	763	A	O4'-C1'-N9	5.64	112.71	108.20
5	A	1172	A	C5-C6-N1	-5.64	114.88	117.70
5	A	1555	A	C5-C6-N6	-5.64	119.19	123.70
5	A	1637	G	O4'-C1'-N9	5.64	112.71	108.20
5	A	2089	A	C5-C6-N6	-5.64	119.19	123.70
5	A	2136	C	N3-C4-N4	5.64	121.95	118.00
5	A	2504	C	N3-C4-N4	5.64	121.95	118.00
5	A	2831	A	C5-C6-N1	-5.64	114.88	117.70
5	A	110	A	C4-C5-C6	5.63	119.82	117.00
5	A	339	A	C4-C5-C6	5.63	119.82	117.00
5	A	1028	C	N3-C4-C5	-5.63	119.65	121.90
5	A	1405	A	C5-C6-N6	-5.63	119.19	123.70
5	A	1992	C	N3-C4-C5	-5.63	119.65	121.90
5	A	2283	C	N3-C4-N4	5.63	121.94	118.00
5	A	2818	C	N3-C4-N4	5.63	121.94	118.00
5	A	2866	C	N3-C4-C5	-5.63	119.65	121.90
6	B	9	C	N3-C4-N4	5.63	121.94	118.00
5	A	1094	A	C5-C6-N1	-5.63	114.88	117.70
5	A	134	C	N3-C4-C5	-5.63	119.65	121.90
5	A	1649	C	N3-C4-C5	-5.63	119.65	121.90
5	A	1679	A	O4'-C1'-N9	5.63	112.70	108.20
5	A	2869	A	O4'-C4'-C3'	-5.63	98.37	104.00
5	A	1174	A	C5-C6-N6	-5.63	119.20	123.70
5	A	2405	A	C5-C6-N1	-5.63	114.89	117.70
5	A	132	C	N3-C4-C5	-5.63	119.65	121.90

Continued on next page...

Continued from previous page...

Mol	Chain	Res	Type	Atoms	Z	Observed(°)	Ideal(°)
5	A	247	A	O4'-C1'-N9	5.63	112.70	108.20
5	A	745	C	N3-C4-C5	-5.63	119.65	121.90
5	A	884	C	N3-C4-C5	-5.63	119.65	121.90
5	A	992	G	O4'-C1'-N9	5.63	112.70	108.20
5	A	1523	U	P-O3'-C3'	5.63	126.45	119.70
5	A	1839	A	C5-C6-N1	-5.63	114.89	117.70
5	A	349	C	N3-C4-C5	-5.63	119.65	121.90
5	A	702	A	C5-C6-N6	-5.63	119.20	123.70
5	A	1381	A	C5-C6-N1	-5.63	114.89	117.70
5	A	1988	G	O4'-C1'-N9	5.63	112.70	108.20
5	A	2034	A	O4'-C1'-N9	5.63	112.70	108.20
5	A	2307	A	C4-C5-C6	5.63	119.81	117.00
5	A	2468	A	C5-C6-N6	-5.63	119.20	123.70
5	A	1150	C	N3-C4-N4	5.62	121.94	118.00
5	A	2305	G	O4'-C1'-N9	5.62	112.70	108.20
5	A	254	A	C5-C6-N1	-5.62	114.89	117.70
5	A	642	G	O4'-C1'-N9	5.62	112.70	108.20
5	A	690	A	C4-C5-C6	5.62	119.81	117.00
5	A	1202	A	C5-C6-N1	-5.62	114.89	117.70
5	A	1308	A	C5-C6-N6	-5.62	119.20	123.70
5	A	2126	G	O4'-C1'-N9	5.62	112.70	108.20
5	A	2137	U	O4'-C1'-N1	5.62	112.70	108.20
5	A	2357	A	C4-C5-C6	5.62	119.81	117.00
5	A	2541	C	N3-C4-C5	-5.62	119.65	121.90
5	A	2902	A	C5-C6-N6	-5.62	119.20	123.70
5	A	200	A	C5-C6-N6	-5.62	119.20	123.70
5	A	437	A	C5-C6-N6	-5.62	119.20	123.70
5	A	609	C	N3-C4-C5	-5.62	119.65	121.90
5	A	624	C	N3-C4-C5	-5.62	119.65	121.90
5	A	2261	C	N3-C4-C5	-5.62	119.65	121.90
5	A	537	A	C5-C6-N1	-5.62	114.89	117.70
5	A	899	C	N3-C4-C5	-5.62	119.65	121.90
5	A	956	A	C5-C6-N1	-5.62	114.89	117.70
5	A	1122	C	N3-C4-N4	5.62	121.93	118.00
5	A	1650	C	P-O5'-C5'	5.62	129.89	120.90
5	A	1685	A	O4'-C1'-N9	5.62	112.70	108.20
5	A	2348	C	N3-C4-N4	5.62	121.93	118.00
5	A	188	C	N3-C4-C5	-5.62	119.65	121.90
5	A	202	A	C5-C6-N1	-5.62	114.89	117.70
5	A	719	C	N3-C4-C5	-5.62	119.65	121.90
5	A	1423	A	C5-C6-N6	-5.62	119.20	123.70
5	A	2015	G	O4'-C1'-N9	5.62	112.69	108.20

Continued on next page...

Continued from previous page...

Mol	Chain	Res	Type	Atoms	Z	Observed(°)	Ideal(°)
5	A	2019	C	C2-N3-C4	5.62	122.71	119.90
5	A	2060	A	C5-C6-N6	-5.62	119.21	123.70
5	A	893	A	C5-C6-N6	-5.62	119.21	123.70
5	A	1368	U	O4'-C1'-N1	5.62	112.69	108.20
5	A	226	A	C5-C6-N6	-5.62	119.21	123.70
5	A	322	A	C5-C6-N1	-5.62	114.89	117.70
5	A	624	C	N3-C4-N4	5.62	121.93	118.00
5	A	1265	A	C5-C6-N6	-5.62	119.21	123.70
5	A	1723	A	C5-C6-N6	-5.62	119.21	123.70
5	A	2208	C	N3-C4-N4	5.62	121.93	118.00
5	A	2826	A	C5-C6-N6	-5.62	119.21	123.70
5	A	2883	C	N3-C4-C5	-5.62	119.65	121.90
5	A	86	C	N3-C4-N4	5.61	121.93	118.00
5	A	1225	G	O4'-C1'-N9	5.61	112.69	108.20
5	A	1625	C	N3-C4-N4	5.61	121.93	118.00
5	A	1753	C	N3-C4-C5	-5.61	119.66	121.90
5	A	2197	G	O4'-C1'-N9	5.61	112.69	108.20
5	A	2506	C	N3-C4-C5	-5.61	119.66	121.90
5	A	2721	C	N3-C4-N4	5.61	121.93	118.00
5	A	2777	A	O4'-C1'-N9	5.61	112.69	108.20
5	A	859	C	N3-C4-N4	5.61	121.93	118.00
5	A	2148	A	C4-C5-C6	5.61	119.81	117.00
5	A	2178	C	N3-C4-C5	-5.61	119.66	121.90
16	O	67	SER	N-CA-CB	5.61	118.92	110.50
5	A	508	C	N3-C4-N4	5.61	121.93	118.00
5	A	594	C	P-O3'-C3'	5.61	126.43	119.70
5	A	634	A	C5-C6-N1	-5.61	114.89	117.70
5	A	798	A	C5-C6-N6	-5.61	119.21	123.70
5	A	882	A	C4-C5-C6	5.61	119.81	117.00
5	A	131	C	P-O5'-C5'	5.61	129.88	120.90
5	A	133	A	C5-C6-N6	-5.61	119.21	123.70
5	A	623	A	C5-C6-N6	-5.61	119.21	123.70
5	A	688	G	N3-C2-N2	5.61	123.83	119.90
5	A	863	C	N3-C4-N4	5.61	121.93	118.00
5	A	1695	A	C4-C5-C6	5.61	119.80	117.00
5	A	2175	C	N3-C4-N4	5.61	121.93	118.00
5	A	952	A	C5-C6-N1	-5.61	114.90	117.70
5	A	2000	A	C5-C6-N6	-5.61	119.21	123.70
5	A	2423	C	C2-N1-C1'	5.61	124.97	118.80
5	A	2450	G	O4'-C1'-N9	5.61	112.69	108.20
5	A	2517	A	C5-C6-N6	-5.61	119.21	123.70
5	A	2689	A	C5-C6-N6	-5.61	119.21	123.70

Continued on next page...

Continued from previous page...

Mol	Chain	Res	Type	Atoms	Z	Observed(°)	Ideal(°)
5	A	473	C	N3-C4-N4	5.61	121.92	118.00
5	A	1130	A	C5-C6-N1	-5.61	114.90	117.70
5	A	1236	G	O4'-C1'-N9	5.61	112.69	108.20
5	A	1509	C	N3-C4-C5	-5.61	119.66	121.90
5	A	1559	C	N3-C4-C5	-5.61	119.66	121.90
5	A	1848	A	C5-C6-N6	-5.61	119.22	123.70
5	A	2055	U	P-O3'-C3'	5.61	126.43	119.70
5	A	2578	G	O4'-C1'-N9	5.61	112.68	108.20
5	A	2916	A	C5-C6-N6	-5.61	119.22	123.70
6	B	45	C	N3-C4-N4	5.61	121.92	118.00
5	A	117	A	C5-C6-N1	-5.60	114.90	117.70
5	A	219	A	C5-C6-N1	-5.60	114.90	117.70
5	A	395	C	N3-C4-C5	-5.60	119.66	121.90
5	A	732	A	C5-C6-N6	-5.60	119.22	123.70
5	A	1221	A	C4-C5-C6	5.60	119.80	117.00
5	A	1820	A	C5-C6-N1	-5.60	114.90	117.70
5	A	718	C	N3-C4-C5	-5.60	119.66	121.90
5	A	1618	A	P-O5'-C5'	5.60	129.87	120.90
5	A	2107	C	N3-C4-N4	5.60	121.92	118.00
5	A	2191	A	C5-C6-N6	-5.60	119.22	123.70
5	A	2276	A	C5-C6-N1	-5.60	114.90	117.70
5	A	2302	A	C5-C6-N6	-5.60	119.22	123.70
5	A	2349	A	C5-C6-N6	-5.60	119.22	123.70
5	A	1456	A	C5-C6-N6	-5.60	119.22	123.70
5	A	1730	C	N3-C4-C5	-5.60	119.66	121.90
5	A	134	C	N3-C4-N4	5.60	121.92	118.00
5	A	199	A	C5-C6-N6	-5.60	119.22	123.70
5	A	1605	C	P-O5'-C5'	5.60	129.86	120.90
5	A	2570	A	C5-C6-N1	-5.60	114.90	117.70
5	A	182	C	N3-C4-N4	5.60	121.92	118.00
5	A	325	A	C4-C5-C6	5.60	119.80	117.00
5	A	808	A	C5-C6-N1	-5.60	114.90	117.70
5	A	833	C	N3-C4-N4	5.60	121.92	118.00
5	A	1427	G	C6-C5-N7	-5.60	127.04	130.40
5	A	1739	C	N3-C4-N4	5.60	121.92	118.00
5	A	1792	G	O4'-C1'-N9	5.60	112.68	108.20
5	A	1857	G	O4'-C1'-N9	5.60	112.68	108.20
5	A	2121	U	C6-N1-C1'	-5.60	113.36	121.20
5	A	2216	A	C5-C6-N1	-5.60	114.90	117.70
5	A	2250	G	O4'-C1'-N9	5.60	112.68	108.20
5	A	2593	A	C5-C6-N6	-5.60	119.22	123.70
5	A	2883	C	N3-C4-N4	5.60	121.92	118.00

Continued on next page...

Continued from previous page...

Mol	Chain	Res	Type	Atoms	Z	Observed(°)	Ideal(°)
6	B	105	A	O4'-C1'-N9	5.60	112.68	108.20
5	A	1180	C	N3-C4-C5	-5.60	119.66	121.90
5	A	144	A	C4-C5-C6	5.59	119.80	117.00
5	A	314	A	C5-C6-N6	-5.59	119.22	123.70
5	A	429	A	C5-C6-N1	-5.59	114.90	117.70
5	A	484	C	N3-C4-N4	5.59	121.92	118.00
5	A	841	A	C5-C6-N6	-5.59	119.22	123.70
5	A	1026	A	C5-C6-N1	-5.59	114.90	117.70
5	A	1735	A	C5-C6-N1	-5.59	114.90	117.70
5	A	2025	C	N3-C4-C5	-5.59	119.66	121.90
5	A	2080	A	C4-C5-C6	5.59	119.80	117.00
5	A	2767	A	C5-C6-N1	-5.59	114.90	117.70
5	A	388	A	C5-C6-N1	-5.59	114.90	117.70
5	A	987	A	C4-C5-C6	5.59	119.80	117.00
5	A	1190	A	C4-C5-C6	5.59	119.80	117.00
5	A	2845	A	O4'-C1'-N9	5.59	112.67	108.20
5	A	354	A	C5-C6-N6	-5.59	119.23	123.70
5	A	717	A	C5-C6-N6	-5.59	119.23	123.70
5	A	739	C	N3-C4-N4	5.59	121.91	118.00
5	A	1583	A	C5-C6-N6	-5.59	119.23	123.70
5	A	1782	G	C5'-C4'-C3'	-5.59	107.05	116.00
5	A	2208	C	N3-C4-C5	-5.59	119.66	121.90
5	A	2379	C	N3-C4-C5	-5.59	119.66	121.90
5	A	97	C	N3-C4-C5	-5.59	119.66	121.90
5	A	401	C	N3-C4-C5	-5.59	119.66	121.90
5	A	412	A	C5-C6-N6	-5.59	119.23	123.70
5	A	479	A	C5-C6-N6	-5.59	119.23	123.70
5	A	675	C	N3-C4-N4	5.59	121.91	118.00
5	A	958	A	C5-C6-N6	-5.59	119.23	123.70
5	A	1197	A	C5-C6-N6	-5.59	119.23	123.70
5	A	1287	A	C5-C6-N1	-5.59	114.91	117.70
5	A	1374	C	N3-C4-C5	-5.59	119.66	121.90
5	A	1670	C	N3-C4-N4	5.59	121.91	118.00
5	A	2091	A	C5-C6-N6	-5.59	119.23	123.70
5	A	2208	C	C6-N1-C1'	-5.59	114.09	120.80
5	A	2608	C	N3-C4-N4	5.59	121.91	118.00
5	A	2782	A	P-O3'-C3'	5.59	126.41	119.70
5	A	2831	A	C5-C6-N6	-5.59	119.23	123.70
5	A	1981	A	C5-C6-N6	-5.59	119.23	123.70
5	A	2165	A	C5-C6-N6	-5.59	119.23	123.70
6	B	76	A	C5-C6-N6	-5.59	119.23	123.70
5	A	139	A	C5-C6-N1	-5.59	114.91	117.70

Continued on next page...

Continued from previous page...

Mol	Chain	Res	Type	Atoms	Z	Observed(°)	Ideal(°)
5	A	799	A	C5-C6-N6	-5.59	119.23	123.70
5	A	1036	A	C5-C6-N1	-5.59	114.91	117.70
5	A	1855	C	N3-C4-N4	5.59	121.91	118.00
5	A	2417	A	C5-C6-N1	-5.59	114.91	117.70
6	B	60	C	N3-C4-N4	5.59	121.91	118.00
5	A	198	A	C4-C5-C6	5.58	119.79	117.00
5	A	562	C	N3-C4-C5	-5.58	119.67	121.90
5	A	774	A	C4-C5-C6	5.58	119.79	117.00
5	A	869	U	O4'-C1'-N1	5.58	112.67	108.20
5	A	888	A	C5-C6-N1	-5.58	114.91	117.70
5	A	974	A	C4-C5-C6	5.58	119.79	117.00
5	A	1034	A	O4'-C1'-N9	5.58	112.67	108.20
5	A	1396	C	N3-C4-C5	-5.58	119.67	121.90
5	A	1449	C	C2-N1-C1'	5.58	124.94	118.80
5	A	1931	C	P-O5'-C5'	5.58	129.84	120.90
5	A	2683	A	C5-C6-N6	-5.58	119.23	123.70
5	A	570	C	N3-C4-N4	5.58	121.91	118.00
5	A	1066	A	C5-C6-N6	-5.58	119.23	123.70
5	A	1171	G	N3-C2-N2	5.58	123.81	119.90
5	A	1210	A	C5-C6-N1	-5.58	114.91	117.70
5	A	1252	G	P-O3'-C3'	5.58	126.40	119.70
5	A	1380	U	O4'-C1'-N1	5.58	112.67	108.20
5	A	2008	C	N3-C4-C5	-5.58	119.67	121.90
5	A	2511	A	C5-C6-N6	-5.58	119.23	123.70
5	A	2754	A	P-O5'-C5'	5.58	129.83	120.90
5	A	2807	A	C4-C5-C6	5.58	119.79	117.00
6	B	81	G	O4'-C1'-N9	5.58	112.67	108.20
5	A	273	A	C5-C6-N1	-5.58	114.91	117.70
5	A	429	A	C4-C5-C6	5.58	119.79	117.00
5	A	557	U	P-O5'-C5'	5.58	129.83	120.90
5	A	1426	A	C5-C6-N1	-5.58	114.91	117.70
5	A	1677	A	C5-C6-N1	-5.58	114.91	117.70
5	A	2069	U	P-O3'-C3'	5.58	126.40	119.70
5	A	2167	C	N3-C4-C5	-5.58	119.67	121.90
5	A	2298	A	C5-C6-N6	-5.58	119.23	123.70
5	A	2860	A	P-O3'-C3'	-5.58	113.00	119.70
5	A	2875	A	C5-C6-N6	-5.58	119.23	123.70
5	A	950	U	P-O5'-C5'	5.58	129.83	120.90
5	A	1005	A	C5-C6-N6	-5.58	119.24	123.70
5	A	5	A	C5-C6-N6	-5.58	119.24	123.70
5	A	314	A	C5-C6-N1	-5.58	114.91	117.70
5	A	343	A	C4-C5-C6	5.58	119.79	117.00

Continued on next page...

Continued from previous page...

Mol	Chain	Res	Type	Atoms	Z	Observed(°)	Ideal(°)
5	A	840	A	C5-C6-N6	-5.58	119.24	123.70
5	A	943	A	C5-C6-N1	-5.58	114.91	117.70
5	A	1124	C	N3-C4-C5	-5.58	119.67	121.90
5	A	1197	A	C4-C5-C6	5.58	119.79	117.00
5	A	2390	A	C5-C6-N1	-5.58	114.91	117.70
5	A	2834	A	P-O3'-C3'	5.58	126.39	119.70
5	A	2927	A	C5-C6-N6	-5.58	119.24	123.70
14	L	10	GLU	N-CA-CB	5.58	120.64	110.60
5	A	1925	A	O4'-C1'-N9	5.58	112.66	108.20
5	A	2567	C	N3-C4-N4	5.58	121.90	118.00
5	A	867	A	P-O3'-C3'	5.58	126.39	119.70
5	A	981	C	N3-C4-C5	-5.58	119.67	121.90
5	A	1096	A	P-O3'-C3'	-5.58	113.01	119.70
5	A	1353	C	O4'-C1'-N1	5.58	112.66	108.20
5	A	2216	A	C5-C6-N6	-5.58	119.24	123.70
5	A	437	A	C5-C6-N1	-5.57	114.91	117.70
5	A	2511	A	C5-C6-N1	-5.57	114.91	117.70
5	A	553	A	C5-C6-N6	-5.57	119.24	123.70
5	A	1585	A	C5-C6-N6	-5.57	119.24	123.70
5	A	1660	C	N3-C4-N4	5.57	121.90	118.00
5	A	2189	G	O4'-C1'-N9	5.57	112.66	108.20
5	A	2374	G	N1-C6-O6	5.57	123.24	119.90
5	A	529	C	N3-C4-C5	-5.57	119.67	121.90
5	A	1175	A	C4-C5-C6	5.57	119.79	117.00
5	A	2206	C	N3-C4-N4	5.57	121.90	118.00
6	B	24	C	N3-C4-N4	5.57	121.90	118.00
5	A	649	G	C5-C6-O6	-5.57	125.26	128.60
5	A	1680	A	C4-C5-C6	5.57	119.78	117.00
5	A	1756	U	O4'-C1'-N1	5.57	112.66	108.20
5	A	2784	C	N3-C4-N4	5.57	121.90	118.00
5	A	2798	C	N3-C4-N4	5.57	121.90	118.00
5	A	213	C	N3-C4-N4	5.57	121.90	118.00
5	A	609	C	N3-C4-N4	5.57	121.90	118.00
5	A	1536	A	C5-C6-N6	-5.57	119.25	123.70
5	A	2500	A	C4-C5-C6	5.57	119.78	117.00
5	A	2645	C	N3-C4-C5	-5.57	119.67	121.90
5	A	21	A	C5-C6-N1	-5.57	114.92	117.70
5	A	329	A	C5-C6-N1	-5.57	114.92	117.70
5	A	672	C	N3-C4-N4	5.57	121.90	118.00
5	A	752	A	O4'-C1'-N9	5.57	112.65	108.20
5	A	764	C	N3-C4-N4	5.57	121.90	118.00
5	A	1320	G	O4'-C1'-N9	5.57	112.65	108.20

Continued on next page...

Continued from previous page...

Mol	Chain	Res	Type	Atoms	Z	Observed(°)	Ideal(°)
5	A	1663	A	C5-C6-N6	-5.57	119.25	123.70
5	A	2303	A	C4-C5-C6	5.57	119.78	117.00
5	A	2417	A	C4-C5-C6	5.57	119.78	117.00
5	A	2743	G	C6-C5-N7	-5.57	127.06	130.40
5	A	1941	A	C5-C6-N6	-5.56	119.25	123.70
5	A	2356	A	C5-C6-N1	-5.56	114.92	117.70
5	A	501	A	C4-C5-C6	5.56	119.78	117.00
5	A	1866	C	N3-C4-N4	5.56	121.89	118.00
5	A	2210	G	P-O5'-C5'	-5.56	112.00	120.90
5	A	2302	A	C5-C6-N1	-5.56	114.92	117.70
5	A	2926	C	N3-C4-C5	-5.56	119.67	121.90
6	B	55	A	C5-C6-N1	-5.56	114.92	117.70
5	A	1432	A	O4'-C1'-N9	5.56	112.65	108.20
5	A	211	C	N3-C4-C5	-5.56	119.68	121.90
5	A	502	C	N3-C4-N4	5.56	121.89	118.00
5	A	763	A	C5-C6-N1	-5.56	114.92	117.70
5	A	1553	A	C5-C6-N6	-5.56	119.25	123.70
5	A	1868	G	O4'-C1'-N9	5.56	112.65	108.20
5	A	2111	A	C4-C5-C6	5.56	119.78	117.00
5	A	2477	A	C5-C6-N1	-5.56	114.92	117.70
5	A	28	A	C5-C6-N6	-5.56	119.25	123.70
5	A	274	A	C4-C5-C6	5.56	119.78	117.00
5	A	664	C	N3-C4-N4	5.56	121.89	118.00
5	A	931	C	N3-C4-N4	5.56	121.89	118.00
5	A	935	A	C5-C6-N6	-5.56	119.25	123.70
5	A	1126	A	C5-C6-N6	-5.56	119.25	123.70
5	A	1933	G	O4'-C1'-N9	5.56	112.65	108.20
5	A	2078	A	C5-C6-N6	-5.56	119.25	123.70
5	A	2175	C	N3-C4-C5	-5.56	119.68	121.90
5	A	2711	G	O4'-C1'-N9	5.56	112.65	108.20
5	A	76	C	N3-C4-C5	-5.56	119.68	121.90
5	A	1009	U	O4'-C1'-N1	5.56	112.64	108.20
5	A	2252	A	C4-C5-C6	5.56	119.78	117.00
5	A	2340	A	C5-C6-N6	-5.56	119.25	123.70
5	A	507	A	C4-C5-C6	5.55	119.78	117.00
5	A	1930	A	C5-C6-N1	-5.55	114.92	117.70
5	A	2202	A	O4'-C1'-N9	5.55	112.64	108.20
5	A	2459	A	C5-C6-N6	-5.55	119.26	123.70
5	A	2484	G	P-O5'-C5'	5.55	129.79	120.90
5	A	2617	G	O4'-C1'-N9	5.55	112.64	108.20
5	A	2723	G	O4'-C1'-N9	5.55	112.64	108.20
5	A	895	G	C5-C6-O6	-5.55	125.27	128.60

Continued on next page...

Continued from previous page...

Mol	Chain	Res	Type	Atoms	Z	Observed(°)	Ideal(°)
5	A	1200	G	N3-C2-N2	5.55	123.78	119.90
5	A	1302	A	C5-C6-N1	-5.55	114.92	117.70
5	A	1329	C	N3-C4-C5	-5.55	119.68	121.90
5	A	1422	C	N3-C4-C5	-5.55	119.68	121.90
5	A	1620	A	C4-C5-C6	5.55	119.78	117.00
5	A	1745	A	C5-C6-N6	-5.55	119.26	123.70
5	A	1992	C	N3-C4-N4	5.55	121.89	118.00
5	A	2023	C	N3-C4-N4	5.55	121.89	118.00
5	A	2134	A	C5'-C4'-C3'	-5.55	107.12	116.00
5	A	2187	A	C5-C6-N6	-5.55	119.26	123.70
5	A	2193	C	N3-C4-C5	-5.55	119.68	121.90
5	A	2535	U	O4'-C1'-N1	5.55	112.64	108.20
6	B	50	A	C5-C6-N1	-5.55	114.92	117.70
5	A	715	A	C4-C5-C6	5.55	119.78	117.00
5	A	727	A	C5-C6-N1	-5.55	114.93	117.70
5	A	1308	A	C4-C5-C6	5.55	119.78	117.00
5	A	1816	A	C5-C6-N1	-5.55	114.92	117.70
5	A	2139	G	O4'-C1'-N9	5.55	112.64	108.20
5	A	2296	A	C5-C6-N6	-5.55	119.26	123.70
5	A	2454	A	C5-C6-N6	-5.55	119.26	123.70
5	A	2602	C	P-O5'-C5'	5.55	129.78	120.90
5	A	2754	A	C5-C6-N6	-5.55	119.26	123.70
5	A	176	A	C5-C6-N6	-5.55	119.26	123.70
5	A	1615	A	C5-C6-N1	-5.55	114.93	117.70
5	A	1850	A	O4'-C1'-N9	5.55	112.64	108.20
5	A	1928	A	C5-C6-N1	-5.55	114.93	117.70
5	A	2807	A	C5'-C4'-C3'	-5.55	107.12	116.00
5	A	2906	U	P-O3'-C3'	-5.55	113.05	119.70
5	A	790	A	C4-C5-C6	5.54	119.77	117.00
5	A	1173	A	C5-C6-N1	-5.54	114.93	117.70
5	A	1215	U	O4'-C1'-N1	5.54	112.64	108.20
5	A	2704	A	O4'-C1'-N9	5.54	112.64	108.20
5	A	2899	C	N3-C4-C5	-5.54	119.68	121.90
5	A	531	C	N3-C4-C5	-5.54	119.68	121.90
5	A	1834	C	N3-C4-C5	-5.54	119.68	121.90
5	A	2018	A	C5-C6-N1	-5.54	114.93	117.70
5	A	2030	A	C5-C6-N1	-5.54	114.93	117.70
5	A	2434	G	N3-C2-N2	5.54	123.78	119.90
5	A	2574	G	O4'-C1'-N9	5.54	112.63	108.20
5	A	2590	A	C4-C5-C6	5.54	119.77	117.00
5	A	2596	G	O4'-C1'-N9	5.54	112.64	108.20
5	A	2762	A	O4'-C1'-N9	5.54	112.63	108.20

Continued on next page...

Continued from previous page...

Mol	Chain	Res	Type	Atoms	Z	Observed(°)	Ideal(°)
5	A	125	A	C4-C5-C6	5.54	119.77	117.00
5	A	911	G	C5-C6-N1	-5.54	108.73	111.50
5	A	924	U	C4'-C3'-C2'	-5.54	97.06	102.60
5	A	1253	A	O4'-C1'-N9	5.54	112.63	108.20
5	A	1541	A	C5-C6-N1	-5.54	114.93	117.70
5	A	1600	G	N3-C2-N2	5.54	123.78	119.90
5	A	1809	A	C5-C6-N1	-5.54	114.93	117.70
5	A	2364	A	C5-C6-N1	-5.54	114.93	117.70
5	A	2503	C	N3-C4-C5	-5.54	119.68	121.90
5	A	2883	C	P-O3'-C3'	5.54	126.35	119.70
6	B	32	U	P-O3'-C3'	5.54	126.35	119.70
5	A	870	A	C5-C6-N1	-5.54	114.93	117.70
6	B	117	A	C5-C6-N6	-5.54	119.27	123.70
5	A	540	G	O4'-C1'-N9	5.54	112.63	108.20
5	A	917	A	O4'-C1'-N9	5.54	112.63	108.20
5	A	1795	C	N3-C4-C5	-5.54	119.69	121.90
5	A	2073	C	N3-C4-C5	-5.54	119.69	121.90
5	A	241	C	N3-C4-N4	5.54	121.88	118.00
5	A	345	A	C5-C6-N1	-5.54	114.93	117.70
5	A	936	C	N3-C4-N4	5.54	121.88	118.00
5	A	1402	C	N3-C4-N4	5.54	121.88	118.00
5	A	1491	A	C5-C6-N6	-5.54	119.27	123.70
5	A	1597	C	N3-C4-C5	-5.54	119.69	121.90
5	A	1657	C	N3-C4-C5	-5.54	119.69	121.90
5	A	1930	A	C4-C5-C6	5.54	119.77	117.00
6	B	73	G	O4'-C1'-N9	5.54	112.63	108.20
5	A	477	A	C5-C6-N6	-5.53	119.27	123.70
5	A	1066	A	C4-C5-C6	5.53	119.77	117.00
5	A	1099	C	O4'-C1'-N1	5.53	112.63	108.20
5	A	1658	G	C4'-C3'-C2'	-5.53	97.07	102.60
5	A	1697	A	C5-C6-N6	-5.53	119.27	123.70
5	A	2110	C	N3-C4-N4	5.53	121.87	118.00
5	A	2541	C	P-O5'-C5'	5.53	129.75	120.90
6	B	99	A	C5-C6-N1	-5.53	114.93	117.70
5	A	261	C	N3-C4-C5	-5.53	119.69	121.90
5	A	1089	C	N3-C4-N4	5.53	121.87	118.00
5	A	1398	A	C5-C6-N6	-5.53	119.27	123.70
6	B	9	C	N3-C4-C5	-5.53	119.69	121.90
5	A	289	C	N3-C4-C5	-5.53	119.69	121.90
5	A	851	A	C5-C6-N6	-5.53	119.28	123.70
5	A	1231	G	O4'-C1'-N9	5.53	112.62	108.20
5	A	1656	C	N3-C4-C5	-5.53	119.69	121.90

Continued on next page...

Continued from previous page...

Mol	Chain	Res	Type	Atoms	Z	Observed(°)	Ideal(°)
5	A	2152	A	C4-C5-C6	5.53	119.77	117.00
5	A	2406	A	C5-C6-N1	-5.53	114.94	117.70
5	A	2589	C	N3-C4-C5	-5.53	119.69	121.90
5	A	2673	A	C5-C6-N6	-5.53	119.28	123.70
6	B	39	A	O4'-C1'-N9	5.53	112.62	108.20
6	B	45	C	C6-N1-C2	-5.53	118.09	120.30
5	A	46	C	N3-C4-N4	5.53	121.87	118.00
5	A	541	G	O4'-C1'-N9	5.53	112.62	108.20
5	A	1199	C	N3-C4-C5	-5.53	119.69	121.90
5	A	1293	A	C5-C6-N6	-5.53	119.28	123.70
5	A	1351	U	O4'-C1'-N1	5.53	112.62	108.20
5	A	302	A	C4-C5-C6	5.53	119.76	117.00
5	A	476	A	C5-C6-N6	-5.53	119.28	123.70
5	A	524	A	C5-C6-N1	-5.53	114.94	117.70
5	A	631	G	O4'-C1'-N9	5.53	112.62	108.20
5	A	1248	C	N3-C4-C5	-5.53	119.69	121.90
5	A	2141	A	C5-C6-N6	-5.53	119.28	123.70
5	A	2506	C	O4'-C1'-N1	5.53	112.62	108.20
5	A	2678	U	P-O5'-C5'	5.53	129.74	120.90
5	A	2721	C	N3-C4-C5	-5.53	119.69	121.90
6	B	87	U	C6-N1-C1'	-5.53	113.46	121.20
5	A	452	C	N3-C4-N4	5.53	121.87	118.00
5	A	1038	C	N3-C4-C5	-5.53	119.69	121.90
5	A	1270	C	N3-C4-C5	-5.53	119.69	121.90
5	A	1302	A	C5-C6-N6	-5.53	119.28	123.70
5	A	1424	A	C5-C6-N1	-5.53	114.94	117.70
5	A	1670	C	N3-C4-C5	-5.53	119.69	121.90
5	A	2205	A	C4-C5-C6	5.53	119.76	117.00
5	A	2639	C	N3-C4-N4	5.53	121.87	118.00
5	A	226	A	C5-C6-N1	-5.52	114.94	117.70
5	A	46	C	N3-C4-C5	-5.52	119.69	121.90
5	A	108	A	O4'-C1'-N9	5.52	112.62	108.20
5	A	546	G	N3-C2-N2	5.52	123.77	119.90
5	A	829	A	C5-C6-N6	-5.52	119.28	123.70
5	A	1161	A	C5-C6-N6	-5.52	119.28	123.70
5	A	1612	C	N3-C4-N4	5.52	121.86	118.00
5	A	1660	C	P-O3'-C3'	5.52	126.33	119.70
5	A	1962	G	O4'-C1'-N9	5.52	112.62	108.20
5	A	2511	A	O4'-C1'-N9	5.52	112.62	108.20
5	A	13	A	C4-C5-C6	5.52	119.76	117.00
5	A	1540	A	C5-C6-N1	-5.52	114.94	117.70
5	A	2875	A	O4'-C1'-N9	5.52	112.62	108.20

Continued on next page...

Continued from previous page...

Mol	Chain	Res	Type	Atoms	Z	Observed(°)	Ideal(°)
5	A	659	A	C5-C6-N6	-5.52	119.28	123.70
5	A	667	A	C5-C6-N6	-5.52	119.28	123.70
5	A	786	A	C5-C6-N1	-5.52	114.94	117.70
5	A	828	A	C5-C6-N6	-5.52	119.28	123.70
5	A	1364	C	N3-C4-C5	-5.52	119.69	121.90
5	A	1524	A	P-O3'-C3'	5.52	126.32	119.70
5	A	1724	A	C5-C6-N6	-5.52	119.28	123.70
5	A	1865	C	N3-C4-N4	5.52	121.86	118.00
5	A	2421	A	C5-C6-N6	-5.52	119.28	123.70
5	A	2705	C	N3-C4-N4	5.52	121.86	118.00
5	A	156	A	C5-C6-N1	-5.52	114.94	117.70
5	A	517	A	C5-C6-N6	-5.52	119.28	123.70
5	A	531	C	P-O5'-C5'	5.52	129.73	120.90
5	A	922	A	O4'-C1'-N9	5.52	112.61	108.20
5	A	1100	A	C5-C6-N1	-5.52	114.94	117.70
5	A	1567	U	C3'-C2'-C1'	5.52	105.91	101.50
5	A	2580	C	N3-C4-N4	5.52	121.86	118.00
5	A	140	A	C5-C6-N6	-5.52	119.29	123.70
5	A	746	A	C5-C6-N1	-5.52	114.94	117.70
5	A	1783	C	N3-C4-N4	5.52	121.86	118.00
5	A	2059	A	C4-C5-C6	5.51	119.76	117.00
6	B	18	A	C5-C6-N1	-5.51	114.94	117.70
5	A	272	C	N3-C4-N4	5.51	121.86	118.00
5	A	1761	G	O4'-C1'-N9	5.51	112.61	108.20
5	A	639	C	N3-C4-C5	-5.51	119.70	121.90
5	A	852	G	P-O3'-C3'	5.51	126.31	119.70
5	A	861	C	N3-C4-N4	5.51	121.86	118.00
5	A	1261	C	N3-C4-N4	5.51	121.86	118.00
5	A	2687	C	N3-C4-C5	-5.51	119.70	121.90
5	A	1527	C	N3-C4-N4	5.51	121.86	118.00
5	A	2556	C	N3-C4-C5	-5.51	119.70	121.90
5	A	911	G	N1-C2-N3	-5.51	120.59	123.90
5	A	1848	A	C5-C6-N1	-5.51	114.95	117.70
5	A	115	C	N3-C4-N4	5.51	121.86	118.00
5	A	573	C	N3-C4-C5	-5.51	119.70	121.90
5	A	1421	A	C5-C6-N1	-5.51	114.95	117.70
5	A	1426	A	C5-C6-N6	-5.51	119.29	123.70
5	A	2065	C	N3-C4-C5	-5.51	119.70	121.90
5	A	2304	C	N3-C4-C5	-5.51	119.70	121.90
5	A	2520	U	O4'-C1'-N1	5.51	112.61	108.20
5	A	2779	A	C5-C6-N1	-5.51	114.95	117.70
5	A	2810	A	C5-C6-N1	-5.51	114.95	117.70

Continued on next page...

Continued from previous page...

Mol	Chain	Res	Type	Atoms	Z	Observed(°)	Ideal(°)
5	A	2818	C	N3-C4-C5	-5.51	119.70	121.90
5	A	656	A	C5-C6-N6	-5.50	119.30	123.70
5	A	1659	A	C5-C6-N6	-5.50	119.30	123.70
5	A	2769	A	O4'-C1'-N9	5.50	112.60	108.20
5	A	156	A	O4'-C1'-N9	5.50	112.60	108.20
5	A	200	A	C5-C6-N1	-5.50	114.95	117.70
5	A	882	A	C5-C6-N1	-5.50	114.95	117.70
5	A	1406	A	C4-C5-C6	5.50	119.75	117.00
5	A	1685	A	C5-C6-N6	-5.50	119.30	123.70
5	A	1766	C	N3-C4-N4	5.50	121.85	118.00
5	A	2361	C	N3-C4-N4	5.50	121.85	118.00
5	A	404	C	P-O5'-C5'	5.50	129.70	120.90
5	A	689	A	O4'-C1'-N9	5.50	112.60	108.20
5	A	957	A	C5-C6-N6	-5.50	119.30	123.70
5	A	964	A	C5-C6-N6	-5.50	119.30	123.70
5	A	2455	A	C5-C6-N6	-5.50	119.30	123.70
5	A	2570	A	O3'-P-O5'	-5.50	93.55	104.00
5	A	2658	A	C5-C6-N1	-5.50	114.95	117.70
5	A	2859	G	N3-C2-N2	5.50	123.75	119.90
5	A	835	A	C5-C6-N1	-5.50	114.95	117.70
5	A	836	A	O4'-C1'-N9	5.50	112.60	108.20
5	A	1220	G	P-O5'-C5'	5.50	129.70	120.90
5	A	1458	U	O4'-C1'-N1	5.50	112.60	108.20
5	A	1645	C	N3-C4-N4	5.50	121.85	118.00
5	A	1723	A	P-O5'-C5'	5.50	129.70	120.90
5	A	2471	C	N3-C4-C5	-5.50	119.70	121.90
5	A	2505	A	C5-C6-N6	-5.50	119.30	123.70
5	A	115	C	N3-C4-C5	-5.50	119.70	121.90
5	A	182	C	N3-C4-C5	-5.50	119.70	121.90
5	A	575	A	C5-C6-N1	-5.50	114.95	117.70
5	A	1202	A	C5-C6-N6	-5.50	119.30	123.70
5	A	1995	A	C5-C6-N1	-5.50	114.95	117.70
5	A	2229	C	N3-C4-N4	5.50	121.85	118.00
5	A	2307	A	C5-C6-N1	-5.50	114.95	117.70
5	A	2313	C	N3-C4-C5	-5.50	119.70	121.90
18	Q	24	TYR	CB-CG-CD2	-5.50	117.70	121.00
5	A	72	U	O4'-C1'-N1	5.50	112.60	108.20
5	A	162	A	C5-C6-N1	-5.50	114.95	117.70
5	A	337	A	C4-C5-C6	5.50	119.75	117.00
5	A	483	C	N3-C4-C5	-5.50	119.70	121.90
5	A	1003	A	C5-C6-N6	-5.50	119.30	123.70
5	A	1110	C	N3-C4-C5	-5.50	119.70	121.90

Continued on next page...

Continued from previous page...

Mol	Chain	Res	Type	Atoms	Z	Observed(°)	Ideal(°)
5	A	1173	A	C5-C6-N6	-5.50	119.30	123.70
5	A	1314	A	C5-C6-N1	-5.50	114.95	117.70
5	A	1772	C	N3-C4-N4	5.50	121.85	118.00
5	A	1802	A	C5-C6-N6	-5.50	119.30	123.70
5	A	1973	U	O4'-C1'-N1	5.50	112.60	108.20
5	A	1982	A	C5-C6-N1	-5.50	114.95	117.70
5	A	1994	C	O4'-C1'-N1	5.50	112.60	108.20
5	A	2839	C	N3-C4-N4	5.50	121.85	118.00
5	A	1696	G	O3'-P-O5'	5.50	114.44	104.00
5	A	2536	C	N3-C4-C5	-5.50	119.70	121.90
6	B	116	C	N3-C4-N4	5.50	121.85	118.00
5	A	279	A	O4'-C1'-N9	5.49	112.59	108.20
5	A	331	C	N3-C4-C5	-5.49	119.70	121.90
5	A	713	G	O4'-C1'-N9	5.49	112.59	108.20
5	A	1166	G	N3-C2-N2	5.49	123.75	119.90
5	A	1989	A	C4-C5-C6	5.49	119.75	117.00
5	A	2178	C	N3-C4-N4	5.49	121.84	118.00
5	A	2662	A	C4-C5-C6	5.49	119.75	117.00
5	A	2875	A	C5-C6-N1	-5.49	114.95	117.70
6	B	37	A	O4'-C1'-N9	5.49	112.59	108.20
5	A	1125	C	N3-C4-C5	-5.49	119.70	121.90
5	A	2221	C	N3-C4-N4	5.49	121.84	118.00
5	A	64	A	C5-C6-N6	-5.49	119.31	123.70
5	A	333	A	C5-C6-N1	-5.49	114.95	117.70
5	A	783	C	P-O5'-C5'	5.49	129.68	120.90
5	A	1010	C	N3-C4-N4	5.49	121.84	118.00
5	A	1127	U	O4'-C1'-N1	5.49	112.59	108.20
5	A	1428	G	O4'-C1'-N9	5.49	112.59	108.20
5	A	2008	C	N3-C4-N4	5.49	121.84	118.00
5	A	2667	G	O4'-C1'-N9	5.49	112.59	108.20
5	A	2823	C	N3-C4-C5	-5.49	119.70	121.90
5	A	503	C	N3-C4-N4	5.49	121.84	118.00
5	A	2117	A	C5-C6-N6	-5.49	119.31	123.70
5	A	2384	C	N3-C4-N4	5.49	121.84	118.00
5	A	2661	A	C5-C6-N1	-5.49	114.96	117.70
5	A	1525	G	O4'-C1'-N9	5.49	112.59	108.20
5	A	1559	C	N3-C4-N4	5.49	121.84	118.00
5	A	1742	G	N3-C2-N2	5.49	123.74	119.90
5	A	2102	C	N3-C4-N4	5.49	121.84	118.00
5	A	2787	A	O4'-C1'-N9	5.49	112.59	108.20
5	A	73	A	C5-C6-N1	-5.49	114.96	117.70
5	A	197	G	O4'-C1'-N9	5.49	112.59	108.20

Continued on next page...

Continued from previous page...

Mol	Chain	Res	Type	Atoms	Z	Observed(°)	Ideal(°)
5	A	1014	A	C5-C6-N6	-5.49	119.31	123.70
5	A	1083	G	P-O3'-C3'	-5.49	113.12	119.70
5	A	1293	A	C5-C6-N1	-5.49	114.96	117.70
5	A	1372	C	N3-C4-C5	-5.49	119.70	121.90
5	A	1464	A	C5-C6-N1	-5.49	114.96	117.70
5	A	1564	C	N3-C4-N4	5.49	121.84	118.00
5	A	1614	A	C5-C6-N1	-5.49	114.96	117.70
5	A	1865	C	N3-C4-C5	-5.49	119.71	121.90
5	A	1876	A	C5-C6-N1	-5.49	114.96	117.70
5	A	1982	A	O4'-C1'-N9	5.49	112.59	108.20
5	A	2114	C	N3-C4-C5	-5.49	119.70	121.90
5	A	2637	G	O4'-C1'-N9	5.49	112.59	108.20
5	A	2770	A	C4-C5-C6	5.49	119.74	117.00
21	T	85	ALA	N-CA-CB	5.49	117.78	110.10
5	A	230	A	C4-C5-C6	5.48	119.74	117.00
5	A	275	A	C5-C6-N1	-5.48	114.96	117.70
5	A	1506	A	C5-C6-N6	-5.48	119.31	123.70
5	A	2078	A	C5-C6-N1	-5.48	114.96	117.70
5	A	2403	C	N3-C4-C5	-5.48	119.71	121.90
6	B	119	G	O4'-C1'-N9	5.48	112.59	108.20
5	A	981	C	N3-C4-N4	5.48	121.84	118.00
5	A	1103	A	C5-C6-N1	-5.48	114.96	117.70
5	A	1174	A	C5-C6-N1	-5.48	114.96	117.70
5	A	1258	A	C5-C6-N1	-5.48	114.96	117.70
5	A	1586	G	C5-C6-O6	-5.48	125.31	128.60
5	A	1945	A	C4-C5-C6	5.48	119.74	117.00
5	A	2253	G	P-O3'-C3'	5.48	126.28	119.70
5	A	2425	G	O4'-C1'-N9	5.48	112.58	108.20
5	A	2778	A	C8-N9-C4	-5.48	103.61	105.80
6	B	114	A	O4'-C1'-N9	5.48	112.59	108.20
5	A	1434	A	C5-C6-N6	-5.48	119.32	123.70
5	A	1631	A	C5-C6-N1	-5.48	114.96	117.70
5	A	1816	A	C5-C6-N6	-5.48	119.32	123.70
5	A	2247	C	N3-C4-C5	-5.48	119.71	121.90
5	A	2279	G	O4'-C1'-N9	5.48	112.58	108.20
5	A	2026	A	C5-C6-N6	-5.48	119.32	123.70
5	A	2615	C	N3-C4-N4	5.48	121.83	118.00
6	B	64	A	C5-C6-N1	-5.48	114.96	117.70
5	A	379	C	N3-C4-C5	-5.48	119.71	121.90
5	A	430	C	N3-C4-C5	-5.48	119.71	121.90
5	A	678	A	C5-C6-N6	-5.48	119.32	123.70
5	A	797	A	C5-C6-N6	-5.48	119.32	123.70

Continued on next page...

Continued from previous page...

Mol	Chain	Res	Type	Atoms	Z	Observed(°)	Ideal(°)
5	A	1495	C	N3-C4-N4	5.48	121.83	118.00
5	A	1727	A	O4'-C1'-N9	5.48	112.58	108.20
5	A	2783	U	O4'-C1'-N1	5.48	112.58	108.20
6	B	113	A	C4-C5-C6	5.48	119.74	117.00
5	A	469	A	C5-C6-N1	-5.48	114.96	117.70
5	A	1261	C	N3-C4-C5	-5.48	119.71	121.90
5	A	1294	A	C4-C5-C6	5.48	119.74	117.00
5	A	1930	A	C5-C6-N6	-5.48	119.32	123.70
5	A	1997	G	O4'-C1'-N9	5.48	112.58	108.20
5	A	2005	C	N3-C4-N4	5.48	121.83	118.00
5	A	2257	G	O4'-C1'-N9	5.48	112.58	108.20
5	A	2703	G	O4'-C1'-N9	5.48	112.58	108.20
5	A	449	A	C5-C6-N1	-5.47	114.96	117.70
5	A	626	G	O4'-C1'-N9	5.47	112.58	108.20
5	A	1053	C	N3-C4-C5	-5.47	119.71	121.90
5	A	1150	C	N3-C4-C5	-5.47	119.71	121.90
5	A	1473	A	P-O3'-C3'	5.47	126.27	119.70
5	A	1553	A	C5-C6-N1	-5.47	114.96	117.70
5	A	1583	A	C5-C6-N1	-5.47	114.96	117.70
5	A	2241	A	C5-C6-N1	-5.47	114.96	117.70
5	A	68	C	N3-C4-N4	5.47	121.83	118.00
5	A	1281	C	N3-C4-N4	5.47	121.83	118.00
5	A	1432	A	C5-C6-N6	-5.47	119.32	123.70
5	A	1524	A	C5-C6-N6	-5.47	119.32	123.70
5	A	2889	A	C4-C5-C6	5.47	119.74	117.00
5	A	1369	C	N3-C4-N4	5.47	121.83	118.00
5	A	249	C	N3-C4-C5	-5.47	119.71	121.90
5	A	678	A	C5-C6-N1	-5.47	114.97	117.70
5	A	1340	A	C4-C5-C6	5.47	119.73	117.00
5	A	1524	A	C5-C6-N1	-5.47	114.97	117.70
5	A	1616	G	O4'-C1'-N9	5.47	112.58	108.20
5	A	1715	C	N3-C4-C5	-5.47	119.71	121.90
5	A	2113	C	N3-C4-C5	-5.47	119.71	121.90
6	B	39	A	C5-C6-N1	-5.47	114.97	117.70
6	B	91	C	N3-C4-C5	-5.47	119.71	121.90
5	A	244	A	C5-C6-N6	-5.47	119.33	123.70
5	A	388	A	C5-C6-N6	-5.47	119.33	123.70
5	A	1690	G	O4'-C1'-N9	5.47	112.58	108.20
5	A	2662	A	C5-C6-N6	-5.47	119.33	123.70
5	A	239	C	N3-C4-N4	5.47	121.83	118.00
5	A	676	G	O4'-C1'-N9	5.47	112.57	108.20
5	A	1073	A	C5-C6-N6	-5.47	119.33	123.70

Continued on next page...

Continued from previous page...

Mol	Chain	Res	Type	Atoms	Z	Observed(°)	Ideal(°)
5	A	1388	A	C5-C6-N6	-5.47	119.33	123.70
5	A	2134	A	C4-C5-C6	5.47	119.73	117.00
5	A	2314	C	N3-C4-N4	5.47	121.83	118.00
5	A	777	C	N3-C4-N4	5.46	121.83	118.00
5	A	851	A	C5-C6-N1	-5.46	114.97	117.70
5	A	2141	A	C5-C6-N1	-5.46	114.97	117.70
5	A	2788	G	O4'-C1'-N9	5.46	112.57	108.20
6	B	11	A	C5-C6-N1	-5.46	114.97	117.70
6	B	26	C	N3-C4-C5	-5.46	119.71	121.90
6	B	50	A	C5-C6-N6	-5.46	119.33	123.70
5	A	432	C	C5'-C4'-C3'	-5.46	107.26	116.00
5	A	428	A	C5-C6-N1	-5.46	114.97	117.70
5	A	636	G	O4'-C1'-N9	5.46	112.57	108.20
5	A	1551	C	P-O3'-C3'	5.46	126.25	119.70
5	A	1659	A	C5-C6-N1	-5.46	114.97	117.70
5	A	1745	A	C5-C6-N1	-5.46	114.97	117.70
5	A	2066	A	C5-C6-N6	-5.46	119.33	123.70
5	A	517	A	C5-C6-N1	-5.46	114.97	117.70
5	A	144	A	C5-C6-N1	-5.46	114.97	117.70
5	A	427	G	O4'-C1'-N9	5.46	112.57	108.20
5	A	461	C	C5-C4-N4	-5.46	116.38	120.20
5	A	1291	A	C4-C5-C6	5.46	119.73	117.00
5	A	1337	C	N3-C4-C5	-5.46	119.72	121.90
5	A	1538	G	N3-C2-N2	5.46	123.72	119.90
5	A	697	G	C5'-C4'-O4'	5.46	115.65	109.10
5	A	963	G	N3-C2-N2	5.46	123.72	119.90
5	A	1125	C	O4'-C1'-N1	5.46	112.56	108.20
5	A	1216	C	N3-C4-N4	5.46	121.82	118.00
5	A	1375	A	C5-C6-N6	-5.46	119.33	123.70
5	A	1393	A	C5-C6-N6	-5.46	119.33	123.70
5	A	1443	C	O4'-C1'-N1	5.46	112.56	108.20
5	A	1797	A	C5-C6-N6	-5.46	119.33	123.70
5	A	2089	A	C5-C6-N1	-5.46	114.97	117.70
5	A	2117	A	C5-C6-N1	-5.46	114.97	117.70
5	A	2363	C	N3-C4-N4	5.46	121.82	118.00
5	A	18	C	N3-C4-C5	-5.46	119.72	121.90
5	A	2423	C	N3-C4-N4	5.46	121.82	118.00
5	A	757	C	N3-C4-C5	-5.45	119.72	121.90
5	A	841	A	C5-C6-N1	-5.45	114.97	117.70
5	A	2098	G	O4'-C1'-N9	5.45	112.56	108.20
5	A	2227	A	C5-C6-N6	-5.45	119.34	123.70
5	A	91	A	C5-C6-N1	-5.45	114.97	117.70

Continued on next page...

Continued from previous page...

Mol	Chain	Res	Type	Atoms	Z	Observed(°)	Ideal(°)
5	A	588	C	N3-C4-N4	5.45	121.82	118.00
5	A	883	G	O4'-C1'-N9	5.45	112.56	108.20
5	A	1149	A	C5-C6-N6	-5.45	119.34	123.70
5	A	1275	G	O4'-C1'-N9	5.45	112.56	108.20
5	A	1652	C	N3-C4-N4	5.45	121.82	118.00
5	A	2028	C	N3-C4-C5	-5.45	119.72	121.90
5	A	274	A	C5-C6-N1	-5.45	114.97	117.70
5	A	277	C	N3-C4-N4	5.45	121.82	118.00
5	A	380	C	N3-C4-C5	-5.45	119.72	121.90
5	A	530	A	C5-C6-N6	-5.45	119.34	123.70
5	A	670	C	O4'-C1'-N1	5.45	112.56	108.20
5	A	889	A	C5-C6-N6	-5.45	119.34	123.70
5	A	990	C	N3-C4-N4	5.45	121.81	118.00
5	A	1189	A	C5-C6-N1	-5.45	114.97	117.70
5	A	492	C	N3-C4-C5	-5.45	119.72	121.90
5	A	2601	A	C5-C6-N6	-5.45	119.34	123.70
5	A	2742	C	P-O3'-C3'	5.45	126.24	119.70
5	A	2827	A	C5-C6-N6	-5.45	119.34	123.70
5	A	274	A	C5-C6-N6	-5.45	119.34	123.70
5	A	315	C	N3-C4-N4	5.45	121.81	118.00
5	A	1207	C	N3-C4-C5	-5.45	119.72	121.90
5	A	1791	A	C5-C6-N1	-5.45	114.98	117.70
5	A	2618	A	C5-C6-N6	-5.45	119.34	123.70
5	A	2853	C	C2-N3-C4	5.45	122.62	119.90
5	A	144	A	O4'-C1'-N9	5.45	112.56	108.20
5	A	573	C	N3-C4-N4	5.45	121.81	118.00
5	A	679	A	C5-C6-N1	-5.45	114.98	117.70
5	A	911	G	C5-C6-O6	-5.45	125.33	128.60
5	A	933	C	N3-C4-C5	-5.45	119.72	121.90
5	A	1421	A	C5-C6-N6	-5.45	119.34	123.70
5	A	1432	A	C4-C5-C6	5.45	119.72	117.00
5	A	1736	C	C2-N3-C4	5.45	122.62	119.90
5	A	431	A	C5-C6-N1	-5.44	114.98	117.70
5	A	459	A	C5-C6-N1	-5.44	114.98	117.70
5	A	1194	A	C5-C6-N6	-5.44	119.34	123.70
5	A	2843	G	O4'-C1'-N9	5.44	112.56	108.20
5	A	586	C	N3-C4-C5	-5.44	119.72	121.90
5	A	1515	C	N3-C4-C5	-5.44	119.72	121.90
5	A	2207	C	N3-C4-C5	-5.44	119.72	121.90
5	A	2482	A	C4-C5-C6	5.44	119.72	117.00
5	A	2661	A	O4'-C1'-N9	5.44	112.55	108.20
5	A	2908	A	P-O5'-C5'	5.44	129.61	120.90

Continued on next page...

Continued from previous page...

Mol	Chain	Res	Type	Atoms	Z	Observed(°)	Ideal(°)
5	A	289	C	N3-C4-N4	5.44	121.81	118.00
5	A	500	A	C5-C6-N1	-5.44	114.98	117.70
5	A	532	C	N3-C4-N4	5.44	121.81	118.00
5	A	937	C	N3-C4-C5	-5.44	119.72	121.90
5	A	1730	C	N3-C4-N4	5.44	121.81	118.00
5	A	2292	C	N3-C4-N4	5.44	121.81	118.00
5	A	2324	C	N3-C4-C5	-5.44	119.72	121.90
5	A	2472	C	N3-C4-N4	5.44	121.81	118.00
5	A	2477	A	C5-C6-N6	-5.44	119.35	123.70
5	A	2629	A	C5-C6-N6	-5.44	119.35	123.70
5	A	2876	A	C4-C5-C6	5.44	119.72	117.00
5	A	756	U	O4'-C1'-N1	5.44	112.55	108.20
5	A	786	A	C5-C6-N6	-5.44	119.35	123.70
5	A	1144	A	C5-C6-N6	-5.44	119.35	123.70
5	A	2819	A	C5-C6-N6	-5.44	119.35	123.70
5	A	628	C	P-O5'-C5'	5.44	129.60	120.90
5	A	792	G	O4'-C1'-N9	5.44	112.55	108.20
5	A	1293	A	O4'-C1'-N9	5.44	112.55	108.20
5	A	1305	A	C5-C6-N1	-5.44	114.98	117.70
5	A	1651	G	O4'-C1'-N9	5.44	112.55	108.20
5	A	1663	A	C5-C6-N1	-5.44	114.98	117.70
5	A	1691	A	C5-C6-N6	-5.44	119.35	123.70
5	A	1966	A	C5-C6-N6	-5.44	119.35	123.70
5	A	2150	G	O4'-C1'-N9	5.44	112.55	108.20
5	A	369	A	C5-C6-N6	-5.44	119.35	123.70
5	A	762	A	C5-C6-N1	-5.44	114.98	117.70
5	A	1424	A	C5-C6-N6	-5.44	119.35	123.70
5	A	1477	A	O4'-C1'-N9	5.44	112.55	108.20
5	A	2502	U	C2-N1-C1'	5.44	124.22	117.70
6	B	25	A	C5-C6-N1	-5.44	114.98	117.70
5	A	224	A	O4'-C1'-N9	5.43	112.55	108.20
5	A	693	G	N3-C2-N2	5.43	123.70	119.90
5	A	766	C	P-O5'-C5'	5.43	129.60	120.90
5	A	866	A	C5-C6-N6	-5.43	119.35	123.70
5	A	2615	C	N3-C4-C5	-5.43	119.73	121.90
5	A	349	C	O4'-C1'-N1	5.43	112.55	108.20
5	A	808	A	C5-C6-N6	-5.43	119.35	123.70
5	A	1002	G	O4'-C1'-N9	5.43	112.55	108.20
5	A	1446	C	N3-C4-N4	5.43	121.80	118.00
5	A	1450	C	N3-C4-C5	-5.43	119.73	121.90
5	A	1645	C	P-O5'-C5'	5.43	129.59	120.90
5	A	1652	C	C2-N1-C1'	5.43	124.78	118.80

Continued on next page...

Continued from previous page...

Mol	Chain	Res	Type	Atoms	Z	Observed(°)	Ideal(°)
5	A	1857	G	C5-C6-O6	-5.43	125.34	128.60
5	A	2848	A	C5-C6-N6	-5.43	119.35	123.70
5	A	2537	G	O4'-C1'-N9	5.43	112.54	108.20
5	A	2580	C	N3-C4-C5	-5.43	119.73	121.90
5	A	139	A	C5-C6-N6	-5.43	119.36	123.70
5	A	238	U	P-O5'-C5'	5.43	129.59	120.90
5	A	752	A	C5-C6-N1	-5.43	114.98	117.70
5	A	790	A	C5-C6-N6	-5.43	119.36	123.70
5	A	2546	C	P-O5'-C5'	5.43	129.59	120.90
5	A	2863	G	O4'-C1'-N9	5.43	112.54	108.20
18	Q	24	TYR	CB-CG-CD1	5.43	124.26	121.00
5	A	659	A	C5-C6-N1	-5.43	114.99	117.70
5	A	2152	A	C5-C6-N6	-5.43	119.36	123.70
5	A	2616	A	C4-C5-C6	5.43	119.71	117.00
6	B	118	A	C5-C6-N6	-5.43	119.36	123.70
5	A	258	A	C5-C6-N1	-5.43	114.99	117.70
5	A	553	A	C5-C6-N1	-5.43	114.99	117.70
5	A	602	G	O4'-C1'-N9	5.43	112.54	108.20
5	A	1607	C	C2-N1-C1'	5.43	124.77	118.80
5	A	1612	C	N3-C4-C5	-5.43	119.73	121.90
5	A	2532	A	O4'-C1'-N9	5.43	112.54	108.20
5	A	2918	G	O4'-C1'-C2'	-5.43	100.37	105.80
5	A	1506	A	O4'-C1'-N9	5.42	112.54	108.20
5	A	1720	C	N3-C4-N4	5.42	121.80	118.00
5	A	2579	G	O4'-C1'-N9	5.42	112.54	108.20
5	A	2878	U	O4'-C1'-N1	5.42	112.54	108.20
5	A	499	G	O4'-C1'-N9	5.42	112.54	108.20
5	A	1794	C	N3-C4-C5	-5.42	119.73	121.90
5	A	416	U	O4'-C1'-N1	5.42	112.54	108.20
5	A	1029	A	C5-C6-N6	-5.42	119.36	123.70
5	A	1046	A	C5-C6-N6	-5.42	119.36	123.70
5	A	1122	C	N3-C4-C5	-5.42	119.73	121.90
5	A	2005	C	N3-C4-C5	-5.42	119.73	121.90
5	A	2261	C	N3-C4-N4	5.42	121.80	118.00
5	A	2314	C	N3-C4-C5	-5.42	119.73	121.90
5	A	2822	C	N3-C4-C5	-5.42	119.73	121.90
5	A	2908	A	C4-C5-C6	5.42	119.71	117.00
5	A	739	C	N3-C4-C5	-5.42	119.73	121.90
5	A	1465	A	C5-C6-N1	-5.42	114.99	117.70
5	A	1520	A	O4'-C1'-N9	5.42	112.54	108.20
5	A	2848	A	C5-C6-N1	-5.42	114.99	117.70
5	A	712	C	N3-C4-C5	-5.42	119.73	121.90

Continued on next page...

Continued from previous page...

Mol	Chain	Res	Type	Atoms	Z	Observed(°)	Ideal(°)
5	A	980	C	N3-C4-N4	5.42	121.79	118.00
5	A	989	U	O4'-C1'-N1	5.42	112.53	108.20
5	A	1167	C	N3-C4-C5	-5.42	119.73	121.90
5	A	1453	A	C5-C6-N6	-5.42	119.36	123.70
5	A	1629	C	N3-C4-C5	-5.42	119.73	121.90
5	A	1934	C	N3-C4-N4	5.42	121.79	118.00
5	A	1990	C	N3-C4-C5	-5.42	119.73	121.90
5	A	2080	A	C5-C6-N1	-5.42	114.99	117.70
5	A	2246	G	O4'-C1'-N9	5.42	112.53	108.20
5	A	2700	A	C5-C6-N6	-5.42	119.37	123.70
5	A	71	A	C4-C5-C6	5.42	119.71	117.00
5	A	1266	A	C5-C6-N1	-5.42	114.99	117.70
5	A	1487	G	O4'-C1'-N9	5.42	112.53	108.20
5	A	2295	A	C5-C6-N1	-5.42	114.99	117.70
5	A	2386	U	C1'-O4'-C4'	-5.42	105.57	109.90
5	A	2568	C	N3-C4-C5	-5.42	119.73	121.90
5	A	2619	A	C5-C6-N1	-5.42	114.99	117.70
5	A	971	A	C5-C6-N1	-5.42	114.99	117.70
5	A	61	A	C4-C5-C6	5.41	119.71	117.00
5	A	518	A	P-O3'-C3'	5.41	126.20	119.70
5	A	806	G	O4'-C1'-N9	5.41	112.53	108.20
5	A	915	U	O4'-C1'-N1	5.41	112.53	108.20
5	A	1123	A	C5-C6-N6	-5.41	119.37	123.70
5	A	1191	C	N3-C4-C5	-5.41	119.73	121.90
5	A	1328	C	N3-C4-C5	-5.41	119.73	121.90
5	A	1503	G	C6-C5-N7	-5.41	127.15	130.40
5	A	1811	C	N3-C4-N4	5.41	121.79	118.00
5	A	2358	A	C5-C6-N1	-5.41	114.99	117.70
5	A	2159	U	C2-N1-C1'	5.41	124.19	117.70
5	A	1433	U	O4'-C1'-N1	5.41	112.53	108.20
5	A	2148	A	C5-C6-N1	-5.41	115.00	117.70
5	A	2463	A	C4-C5-C6	5.41	119.70	117.00
5	A	2689	A	O4'-C1'-N9	5.41	112.53	108.20
5	A	2696	C	N3-C4-C5	-5.41	119.74	121.90
5	A	38	A	C5-C6-N6	-5.41	119.37	123.70
5	A	259	A	C5-C6-N6	-5.41	119.37	123.70
5	A	324	A	C5-C6-N1	-5.41	115.00	117.70
5	A	803	C	N3-C4-C5	-5.41	119.74	121.90
5	A	1255	G	O4'-C1'-N9	5.41	112.53	108.20
5	A	2438	G	O4'-C1'-N9	5.41	112.53	108.20
5	A	2779	A	C5-C6-N6	-5.41	119.37	123.70
5	A	955	C	N3-C4-C5	-5.41	119.74	121.90

Continued on next page...

Continued from previous page...

Mol	Chain	Res	Type	Atoms	Z	Observed(°)	Ideal(°)
5	A	1789	A	C5-C6-N6	-5.41	119.37	123.70
5	A	2283	C	N3-C4-C5	-5.41	119.74	121.90
5	A	2816	C	N3-C4-C5	-5.41	119.74	121.90
5	A	130	A	C5-C6-N1	-5.41	115.00	117.70
5	A	2464	A	C5-C6-N6	-5.41	119.38	123.70
5	A	2493	C	N3-C4-C5	-5.41	119.74	121.90
5	A	2526	A	C4-C5-C6	5.41	119.70	117.00
6	B	24	C	N3-C4-C5	-5.41	119.74	121.90
6	B	28	C	N3-C4-C5	-5.41	119.74	121.90
6	B	63	C	N3-C4-N4	5.41	121.78	118.00
5	A	221	G	C8-N9-C4	-5.40	104.24	106.40
5	A	622	A	O4'-C1'-N9	5.40	112.52	108.20
5	A	933	C	N3-C4-N4	5.40	121.78	118.00
5	A	958	A	C5-C6-N1	-5.40	115.00	117.70
5	A	1011	C	N3-C4-C5	-5.40	119.74	121.90
5	A	73	A	C5-C6-N6	-5.40	119.38	123.70
5	A	83	G	C3'-C2'-C1'	-5.40	97.18	101.50
5	A	310	C	N3-C4-N4	5.40	121.78	118.00
5	A	561	A	C4-C5-C6	5.40	119.70	117.00
5	A	698	C	N3-C4-C5	-5.40	119.74	121.90
5	A	968	C	N3-C4-N4	5.40	121.78	118.00
5	A	1112	U	C2-N1-C1'	5.40	124.18	117.70
5	A	1929	A	C5-C6-N1	-5.40	115.00	117.70
5	A	117	A	C5-C6-N6	-5.40	119.38	123.70
5	A	2874	G	O4'-C1'-N9	5.40	112.52	108.20
5	A	527	A	C5-C6-N6	-5.40	119.38	123.70
5	A	561	A	C5-C6-N1	-5.40	115.00	117.70
5	A	628	C	N3-C4-C5	-5.40	119.74	121.90
5	A	833	C	N3-C4-C5	-5.40	119.74	121.90
5	A	1473	A	C5-C6-N6	-5.40	119.38	123.70
5	A	1520	A	C5-C6-N1	-5.40	115.00	117.70
5	A	1717	C	N3-C4-C5	-5.40	119.74	121.90
5	A	1963	C	N3-C4-C5	-5.40	119.74	121.90
5	A	842	C	N3-C4-C5	-5.40	119.74	121.90
5	A	1055	A	C5-C6-N6	-5.40	119.38	123.70
5	A	407	A	C5-C6-N6	-5.39	119.38	123.70
5	A	1005	A	C5-C6-N1	-5.39	115.00	117.70
5	A	1284	A	C5-C6-N6	-5.39	119.38	123.70
5	A	1404	A	C5-C6-N1	-5.39	115.00	117.70
5	A	1613	C	N3-C4-N4	5.39	121.78	118.00
5	A	1781	C	N3-C4-C5	-5.39	119.74	121.90
5	A	2548	U	O4'-C1'-N1	5.39	112.52	108.20

Continued on next page...

Continued from previous page...

Mol	Chain	Res	Type	Atoms	Z	Observed(°)	Ideal(°)
5	A	532	C	N3-C4-C5	-5.39	119.74	121.90
5	A	2499	G	P-O3'-C3'	5.39	126.17	119.70
5	A	1643	C	C2-N3-C4	5.39	122.60	119.90
5	A	723	A	C5-C6-N6	-5.39	119.39	123.70
5	A	1097	A	C5-C6-N6	-5.39	119.39	123.70
5	A	1831	A	O4'-C1'-N9	5.39	112.51	108.20
5	A	2456	C	N3-C4-N4	5.39	121.77	118.00
5	A	2782	A	O4'-C1'-N9	5.39	112.51	108.20
5	A	2817	C	N3-C4-C5	-5.39	119.74	121.90
17	P	16	ASP	N-CA-CB	5.39	120.30	110.60
5	A	533	C	N3-C4-C5	-5.39	119.75	121.90
5	A	904	A	C5-C6-N6	-5.39	119.39	123.70
5	A	1996	C	N3-C4-N4	5.39	121.77	118.00
5	A	239	C	N3-C4-C5	-5.39	119.75	121.90
5	A	1573	C	N3-C4-N4	5.39	121.77	118.00
5	A	1776	A	O4'-C1'-N9	5.39	112.51	108.20
5	A	2823	C	N3-C4-N4	5.39	121.77	118.00
6	B	102	A	C5-C6-N6	-5.39	119.39	123.70
5	A	240	C	N3-C4-C5	-5.38	119.75	121.90
5	A	296	G	O4'-C1'-N9	5.38	112.51	108.20
5	A	399	C	C6-N1-C2	-5.38	118.15	120.30
5	A	923	C	N3-C4-N4	5.38	121.77	118.00
5	A	1445	A	C5-C6-N1	-5.38	115.01	117.70
5	A	2085	G	O4'-C1'-N9	5.38	112.51	108.20
5	A	2363	C	N3-C4-C5	-5.38	119.75	121.90
5	A	2432	C	N3-C4-N4	5.38	121.77	118.00
5	A	2564	A	C5-C6-N1	-5.38	115.01	117.70
5	A	2640	C	N3-C4-C5	-5.38	119.75	121.90
5	A	2754	A	C5-C6-N1	-5.38	115.01	117.70
5	A	2837	A	C4-C5-C6	5.38	119.69	117.00
5	A	2925	C	N3-C4-C5	-5.38	119.75	121.90
6	B	111	C	N3-C4-N4	5.38	121.77	118.00
18	Q	45	TYR	CB-CG-CD1	-5.38	117.77	121.00
5	A	616	A	C5-C6-N6	-5.38	119.39	123.70
5	A	1539	C	N3-C4-C5	-5.38	119.75	121.90
5	A	1585	A	O4'-C1'-N9	5.38	112.51	108.20
5	A	2674	G	O4'-C1'-N9	5.38	112.51	108.20
5	A	535	G	P-O3'-C3'	5.38	126.16	119.70
5	A	882	A	C5-C6-N6	-5.38	119.39	123.70
5	A	1141	A	C5-C6-N1	-5.38	115.01	117.70
5	A	1818	A	C5-C6-N1	-5.38	115.01	117.70
5	A	2190	C	N3-C4-C5	-5.38	119.75	121.90

Continued on next page...

Continued from previous page...

Mol	Chain	Res	Type	Atoms	Z	Observed(°)	Ideal(°)
5	A	2310	C	N3-C4-C5	-5.38	119.75	121.90
5	A	2329	A	C5-C6-N6	-5.38	119.39	123.70
5	A	2388	C	C5-C6-N1	5.38	123.69	121.00
5	A	2388	C	N3-C4-C5	-5.38	119.75	121.90
5	A	2436	A	C5-C6-N1	-5.38	115.01	117.70
5	A	2445	C	O4'-C1'-N1	5.38	112.50	108.20
5	A	2675	C	C6-N1-C2	-5.38	118.15	120.30
5	A	943	A	C5-C6-N6	-5.38	119.40	123.70
5	A	945	C	C1'-O4'-C4'	5.38	114.20	109.90
5	A	1767	A	C5-C6-N1	-5.38	115.01	117.70
5	A	2010	A	C5-C6-N1	-5.38	115.01	117.70
5	A	2251	G	O4'-C1'-N9	5.38	112.50	108.20
6	B	111	C	N3-C4-C5	-5.38	119.75	121.90
5	A	643	U	C5'-C4'-C3'	-5.38	107.40	116.00
5	A	699	A	C5-C6-N6	-5.38	119.40	123.70
5	A	769	A	O4'-C1'-N9	5.38	112.50	108.20
5	A	1340	A	C5-C6-N1	-5.38	115.01	117.70
5	A	2034	A	C4-C5-C6	5.38	119.69	117.00
5	A	2698	G	O4'-C1'-N9	5.38	112.50	108.20
5	A	407	A	C5-C6-N1	-5.38	115.01	117.70
5	A	843	C	N3-C4-N4	5.38	121.76	118.00
5	A	974	A	O4'-C1'-N9	5.38	112.50	108.20
5	A	1537	G	O4'-C1'-N9	5.38	112.50	108.20
5	A	2018	A	C5-C6-N6	-5.38	119.40	123.70
5	A	2560	A	C5-C6-N1	-5.38	115.01	117.70
5	A	1539	C	N3-C4-N4	5.38	121.76	118.00
5	A	2042	A	C5-C6-N1	-5.38	115.01	117.70
5	A	2498	A	C5-C6-N1	-5.38	115.01	117.70
5	A	461	C	N3-C4-C5	-5.37	119.75	121.90
5	A	944	C	N3-C4-C5	-5.37	119.75	121.90
5	A	1116	A	C4-C5-C6	5.37	119.69	117.00
5	A	2134	A	C5-C6-N1	-5.37	115.01	117.70
5	A	2327	A	O4'-C1'-N9	5.37	112.50	108.20
5	A	2423	C	N3-C4-C5	-5.37	119.75	121.90
5	A	2631	A	C5-C6-N6	-5.37	119.40	123.70
5	A	161	A	O4'-C1'-N9	5.37	112.50	108.20
5	A	1115	A	C5-C6-N6	-5.37	119.40	123.70
5	A	1447	C	N3-C4-N4	5.37	121.76	118.00
5	A	1574	G	C5-C6-O6	-5.37	125.38	128.60
5	A	1780	C	N3-C4-C5	-5.37	119.75	121.90
5	A	2148	A	O4'-C1'-N9	5.37	112.50	108.20
5	A	2595	A	C5-C6-N6	-5.37	119.40	123.70

Continued on next page...

Continued from previous page...

Mol	Chain	Res	Type	Atoms	Z	Observed(°)	Ideal(°)
5	A	1953	C	N3-C4-N4	5.37	121.76	118.00
5	A	2119	A	C5-C6-N1	-5.37	115.02	117.70
5	A	2433	C	P-O3'-C3'	5.37	126.14	119.70
5	A	129	C	N3-C4-C5	-5.37	119.75	121.90
5	A	141	U	C6-N1-C1'	-5.37	113.68	121.20
5	A	384	A	C5-C6-N1	-5.37	115.02	117.70
5	A	1339	A	C4-C5-C6	5.37	119.68	117.00
5	A	1033	C	N3-C4-C5	-5.37	119.75	121.90
5	A	1113	A	C5-C6-N1	-5.37	115.02	117.70
5	A	1987	C	N3-C4-C5	-5.37	119.75	121.90
5	A	2087	A	C5-C6-N6	-5.37	119.41	123.70
5	A	2176	A	C5-C6-N6	-5.37	119.41	123.70
5	A	2449	C	N3-C4-C5	-5.37	119.75	121.90
5	A	663	G	O4'-C1'-N9	5.37	112.49	108.20
5	A	1797	A	C5-C6-N1	-5.37	115.02	117.70
5	A	2673	A	O4'-C1'-N9	5.37	112.49	108.20
6	B	4	G	O4'-C1'-N9	5.37	112.49	108.20
5	A	355	A	C5-C6-N1	-5.36	115.02	117.70
5	A	672	C	N3-C4-C5	-5.36	119.75	121.90
5	A	1492	G	P-O5'-C5'	5.36	129.48	120.90
5	A	1556	A	C5-C6-N1	-5.36	115.02	117.70
5	A	1938	C	N3-C4-C5	-5.36	119.75	121.90
5	A	208	G	P-O3'-C3'	5.36	126.13	119.70
5	A	847	A	C5-C6-N6	-5.36	119.41	123.70
5	A	2468	A	C5-C6-N1	-5.36	115.02	117.70
5	A	2827	A	C5-C6-N1	-5.36	115.02	117.70
5	A	179	A	C4-C5-C6	5.36	119.68	117.00
5	A	277	C	N3-C4-C5	-5.36	119.76	121.90
5	A	658	A	C5-C6-N1	-5.36	115.02	117.70
5	A	2000	A	C5-C6-N1	-5.36	115.02	117.70
5	A	594	C	N3-C4-N4	5.36	121.75	118.00
5	A	717	A	C5-C6-N1	-5.36	115.02	117.70
5	A	2218	U	O4'-C1'-N1	5.36	112.49	108.20
5	A	2287	C	O4'-C1'-N1	5.36	112.49	108.20
5	A	39	C	N3-C4-N4	5.36	121.75	118.00
5	A	122	G	O3'-P-O5'	-5.36	93.82	104.00
5	A	364	A	C5-C6-N1	-5.36	115.02	117.70
5	A	555	C	N3-C4-N4	5.36	121.75	118.00
5	A	935	A	C5-C6-N1	-5.36	115.02	117.70
5	A	1583	A	C5'-C4'-O4'	5.36	115.53	109.10
5	A	1862	C	N3-C4-N4	5.36	121.75	118.00
5	A	1995	A	C5-C6-N6	-5.36	119.41	123.70

Continued on next page...

Continued from previous page...

Mol	Chain	Res	Type	Atoms	Z	Observed(°)	Ideal(°)
5	A	2315	A	C5-C6-N1	-5.36	115.02	117.70
5	A	2759	C	N3-C4-C5	-5.36	119.76	121.90
5	A	2801	C	P-O5'-C5'	5.36	129.47	120.90
5	A	315	C	N3-C4-C5	-5.36	119.76	121.90
5	A	594	C	N3-C4-C5	-5.36	119.76	121.90
5	A	1084	A	C5-C6-N1	-5.36	115.02	117.70
5	A	1476	C	N3-C4-C5	-5.36	119.76	121.90
5	A	1755	C	N3-C4-N4	5.36	121.75	118.00
5	A	2327	A	C5-C6-N1	-5.36	115.02	117.70
5	A	2588	C	N3-C4-C5	-5.36	119.76	121.90
5	A	2686	A	C5-C6-N6	-5.36	119.42	123.70
5	A	2701	U	O4'-C1'-N1	5.36	112.48	108.20
5	A	1654	A	C5-C6-N6	-5.35	119.42	123.70
6	B	64	A	C5-C6-N6	-5.35	119.42	123.70
5	A	388	A	O4'-C1'-N9	5.35	112.48	108.20
5	A	1305	A	O4'-C1'-N9	5.35	112.48	108.20
5	A	1705	C	N3-C4-N4	5.35	121.75	118.00
5	A	2143	A	C5-C6-N6	-5.35	119.42	123.70
5	A	2256	A	C5-C6-N1	-5.35	115.02	117.70
5	A	2845	A	C5-C6-N6	-5.35	119.42	123.70
5	A	391	A	C4-C5-C6	5.35	119.68	117.00
5	A	584	A	O4'-C1'-N9	5.35	112.48	108.20
5	A	1186	C	N3-C4-C5	-5.35	119.76	121.90
5	A	1772	C	N3-C4-C5	-5.35	119.76	121.90
5	A	2343	A	C5-C6-N6	-5.35	119.42	123.70
5	A	2389	A	C5-C6-N6	-5.35	119.42	123.70
5	A	470	A	C5-C6-N6	-5.35	119.42	123.70
5	A	683	A	C5-C6-N1	-5.35	115.03	117.70
5	A	1438	C	N3-C4-C5	-5.35	119.76	121.90
5	A	2003	C	N3-C4-C5	-5.35	119.76	121.90
5	A	2468	A	O4'-C1'-N9	5.35	112.48	108.20
5	A	2812	A	O4'-C1'-N9	5.35	112.48	108.20
5	A	2850	G	O4'-C1'-N9	5.35	112.48	108.20
5	A	1072	A	C5-C6-N6	-5.35	119.42	123.70
5	A	1564	C	N3-C4-C5	-5.35	119.76	121.90
5	A	2109	G	O4'-C1'-N9	5.35	112.48	108.20
5	A	256	C	N3-C4-C5	-5.35	119.76	121.90
5	A	1092	A	C5-C6-N6	-5.35	119.42	123.70
5	A	1555	A	C5-C6-N1	-5.35	115.03	117.70
5	A	2376	C	N3-C4-C5	-5.35	119.76	121.90
5	A	2447	A	C5-C6-N6	-5.35	119.42	123.70
5	A	185	A	C5-C6-N6	-5.34	119.42	123.70

Continued on next page...

Continued from previous page...

Mol	Chain	Res	Type	Atoms	Z	Observed(°)	Ideal(°)
5	A	271	C	N3-C4-C5	-5.34	119.76	121.90
5	A	912	C	N3-C4-N4	5.34	121.74	118.00
5	A	968	C	N3-C4-C5	-5.34	119.76	121.90
5	A	1017	C	N3-C4-N4	5.34	121.74	118.00
5	A	1608	A	P-O5'-C5'	5.34	129.45	120.90
5	A	1654	A	C5-C6-N1	-5.34	115.03	117.70
5	A	2453	C	N3-C4-C5	-5.34	119.76	121.90
5	A	2632	G	O4'-C1'-N9	5.34	112.47	108.20
5	A	2782	A	C5-C6-N1	-5.34	115.03	117.70
5	A	1260	A	C5-C6-N1	-5.34	115.03	117.70
5	A	2923	A	C5-C6-N1	-5.34	115.03	117.70
5	A	84	A	C5-C6-N1	-5.34	115.03	117.70
5	A	1452	C	N3-C4-C5	-5.34	119.76	121.90
5	A	1723	A	C5-C6-N1	-5.34	115.03	117.70
5	A	2485	C	N3-C4-C5	-5.34	119.76	121.90
5	A	2526	A	O4'-C1'-N9	5.34	112.47	108.20
5	A	661	A	C5-C6-N1	-5.34	115.03	117.70
5	A	978	A	C5-C6-N1	-5.34	115.03	117.70
5	A	1019	A	C4-C5-C6	5.34	119.67	117.00
5	A	1188	A	C5-C6-N6	-5.34	119.43	123.70
5	A	2509	C	N3-C4-C5	-5.34	119.76	121.90
6	B	40	C	N3-C4-N4	5.34	121.74	118.00
5	A	1042	A	P-O3'-C3'	5.34	126.11	119.70
5	A	1124	C	N3-C4-N4	5.34	121.74	118.00
5	A	1618	A	C5-C6-N6	-5.34	119.43	123.70
5	A	245	G	C4'-C3'-C2'	-5.34	97.26	102.60
5	A	505	G	O4'-C1'-N9	5.34	112.47	108.20
5	A	1264	G	O4'-C1'-N9	5.34	112.47	108.20
5	A	1395	C	N3-C4-C5	-5.34	119.77	121.90
5	A	1442	A	C5-C6-N6	-5.34	119.43	123.70
5	A	1957	A	O4'-C1'-N9	5.34	112.47	108.20
5	A	2407	A	C5-C6-N6	-5.34	119.43	123.70
5	A	2781	C	N3-C4-C5	-5.34	119.77	121.90
5	A	179	A	C5-C6-N1	-5.33	115.03	117.70
5	A	1120	G	O4'-C1'-N9	5.33	112.47	108.20
5	A	1867	C	N3-C4-C5	-5.33	119.77	121.90
5	A	2043	A	C4-C5-C6	5.33	119.67	117.00
5	A	2582	G	O4'-C1'-N9	5.33	112.47	108.20
5	A	378	C	O4'-C1'-N1	5.33	112.47	108.20
5	A	1073	A	C5-C6-N1	-5.33	115.03	117.70
5	A	1405	A	C5-C6-N1	-5.33	115.03	117.70
5	A	1970	C	N3-C4-N4	5.33	121.73	118.00

Continued on next page...

Continued from previous page...

Mol	Chain	Res	Type	Atoms	Z	Observed(°)	Ideal(°)
5	A	2410	C	N3-C4-C5	-5.33	119.77	121.90
5	A	2862	A	C4-C5-C6	5.33	119.67	117.00
5	A	2909	U	C4'-C3'-C2'	-5.33	97.27	102.60
5	A	207	A	C5-C6-N1	-5.33	115.03	117.70
5	A	820	U	O4'-C1'-N1	5.33	112.46	108.20
5	A	2657	C	N3-C4-N4	5.33	121.73	118.00
5	A	305	A	C5-C6-N1	-5.33	115.04	117.70
5	A	974	A	C5-C6-N6	-5.33	119.44	123.70
5	A	1142	A	O4'-C1'-N9	5.33	112.46	108.20
5	A	1614	A	O4'-C1'-N9	5.33	112.46	108.20
5	A	1932	G	N3-C2-N2	5.33	123.63	119.90
5	A	1974	G	O4'-C1'-N9	5.33	112.46	108.20
7	C	260	ARG	N-CA-CB	5.33	120.19	110.60
5	A	2107	C	N3-C4-C5	-5.33	119.77	121.90
5	A	449	A	C5-C6-N6	-5.33	119.44	123.70
5	A	1339	A	O4'-C4'-C3'	-5.33	98.67	104.00
5	A	1679	A	C5-C6-N6	-5.33	119.44	123.70
5	A	2470	C	N3-C4-C5	-5.33	119.77	121.90
5	A	2471	C	N3-C4-N4	5.33	121.73	118.00
5	A	2504	C	N3-C4-C5	-5.33	119.77	121.90
5	A	2528	C	N3-C4-N4	5.33	121.73	118.00
5	A	572	A	C1'-O4'-C4'	-5.32	105.64	109.90
5	A	588	C	N3-C4-C5	-5.32	119.77	121.90
5	A	1369	C	N3-C4-C5	-5.32	119.77	121.90
5	A	1652	C	N3-C4-C5	-5.32	119.77	121.90
5	A	2029	G	O4'-C1'-N9	5.32	112.46	108.20
5	A	2590	A	C5-C6-N6	-5.32	119.44	123.70
5	A	1201	A	O4'-C1'-N9	5.32	112.46	108.20
5	A	2328	G	O4'-C1'-N9	5.32	112.46	108.20
5	A	2614	U	C6-N1-C1'	-5.32	113.75	121.20
5	A	95	A	C5-C6-N6	-5.32	119.44	123.70
5	A	1054	A	C5-C6-N6	-5.32	119.44	123.70
5	A	1721	A	O5'-C5'-C4'	5.32	121.81	111.70
5	A	2898	A	C5-C6-N6	-5.32	119.44	123.70
6	B	105	A	C5-C6-N1	-5.32	115.04	117.70
5	A	1265	A	C5-C6-N1	-5.32	115.04	117.70
5	A	1861	C	N3-C4-N4	5.32	121.72	118.00
5	A	2532	A	C5-C6-N6	-5.32	119.44	123.70
5	A	166	A	C5-C6-N1	-5.32	115.04	117.70
5	A	202	A	C5-C6-N6	-5.32	119.45	123.70
5	A	867	A	O4'-C1'-N9	5.32	112.45	108.20
5	A	1066	A	C5-C6-N1	-5.32	115.04	117.70

Continued on next page...

Continued from previous page...

Mol	Chain	Res	Type	Atoms	Z	Observed(°)	Ideal(°)
5	A	1233	A	P-O3'-C3'	-5.32	113.32	119.70
5	A	1456	A	C5-C6-N1	-5.32	115.04	117.70
5	A	1943	C	N3-C4-C5	-5.32	119.77	121.90
5	A	380	C	N3-C4-N4	5.32	121.72	118.00
5	A	1067	A	C5-C6-N1	-5.32	115.04	117.70
5	A	1298	C	N3-C4-C5	-5.32	119.77	121.90
5	A	2356	A	C5-C6-N6	-5.32	119.45	123.70
5	A	2631	A	C5-C6-N1	-5.32	115.04	117.70
5	A	1003	A	C5-C6-N1	-5.31	115.04	117.70
5	A	2369	A	C5-C6-N1	-5.31	115.04	117.70
5	A	2834	A	C5-C6-N1	-5.31	115.04	117.70
5	A	275	A	C5-C6-N6	-5.31	119.45	123.70
5	A	732	A	O4'-C1'-N9	5.31	112.45	108.20
5	A	759	G	P-O3'-C3'	-5.31	113.32	119.70
5	A	1179	A	O4'-C1'-N9	5.31	112.45	108.20
5	A	1224	A	C5-C6-N1	-5.31	115.04	117.70
5	A	1728	C	N3-C4-N4	5.31	121.72	118.00
5	A	1843	G	O4'-C1'-N9	5.31	112.45	108.20
5	A	2348	C	N3-C4-C5	-5.31	119.78	121.90
5	A	2420	G	O4'-C1'-N9	5.31	112.45	108.20
5	A	2469	C	N3-C4-N4	5.31	121.72	118.00
5	A	2689	A	C5-C6-N1	-5.31	115.04	117.70
5	A	2661	A	C5-C6-N6	-5.31	119.45	123.70
5	A	452	C	C6-N1-C1'	-5.31	114.43	120.80
5	A	933	C	C2-N1-C1'	5.31	124.64	118.80
5	A	1715	C	N3-C4-N4	5.31	121.72	118.00
5	A	1844	A	C4-C5-C6	5.31	119.65	117.00
5	A	2826	A	O4'-C1'-N9	5.31	112.45	108.20
5	A	456	A	C4-C5-C6	5.31	119.65	117.00
5	A	475	A	O4'-C1'-N9	5.31	112.45	108.20
5	A	516	G	N3-C2-N2	5.31	123.61	119.90
5	A	1027	A	C5-C6-N1	-5.31	115.05	117.70
5	A	1237	C	N3-C4-N4	5.31	121.72	118.00
5	A	1696	G	C5'-C4'-C3'	-5.31	107.51	116.00
5	A	1956	A	C5-C6-N1	-5.31	115.05	117.70
5	A	2256	A	C5-C6-N6	-5.31	119.45	123.70
5	A	2398	A	C5-C6-N1	-5.31	115.05	117.70
5	A	2722	A	C5-C6-N6	-5.31	119.45	123.70
6	B	106	C	N3-C4-C5	-5.31	119.78	121.90
5	A	478	U	O4'-C1'-N1	5.30	112.44	108.20
5	A	678	A	O4'-C1'-N9	5.30	112.44	108.20
5	A	1021	A	C5-C6-N1	-5.30	115.05	117.70

Continued on next page...

Continued from previous page...

Mol	Chain	Res	Type	Atoms	Z	Observed(°)	Ideal(°)
5	A	1617	A	C5-C6-N1	-5.30	115.05	117.70
5	A	2221	C	N3-C4-C5	-5.30	119.78	121.90
5	A	2269	C	N3-C4-N4	5.30	121.71	118.00
5	A	2584	U	O4'-C1'-N1	5.30	112.44	108.20
5	A	2729	C	N3-C4-C5	-5.30	119.78	121.90
5	A	384	A	O4'-C1'-N9	5.30	112.44	108.20
5	A	1269	A	C5-C6-N6	-5.30	119.46	123.70
5	A	1608	A	C5-C6-N1	-5.30	115.05	117.70
5	A	1211	C	N3-C4-N4	5.30	121.71	118.00
5	A	1540	A	C5-C6-N6	-5.30	119.46	123.70
5	A	1579	A	C5-C6-N6	-5.30	119.46	123.70
5	A	1625	C	N3-C4-C5	-5.30	119.78	121.90
5	A	2060	A	C5-C6-N1	-5.30	115.05	117.70
5	A	2298	A	C5-C6-N1	-5.30	115.05	117.70
5	A	93	C	N3-C4-C5	-5.30	119.78	121.90
5	A	879	G	O4'-C1'-N9	5.30	112.44	108.20
5	A	937	C	N3-C4-N4	5.30	121.71	118.00
5	A	1098	C	N3-C4-C5	-5.30	119.78	121.90
5	A	2220	A	C5-C6-N6	-5.30	119.46	123.70
5	A	2796	C	N3-C4-C5	-5.30	119.78	121.90
5	A	41	A	C5-C6-N1	-5.30	115.05	117.70
5	A	1126	A	O4'-C1'-N9	5.30	112.44	108.20
5	A	1701	C	N3-C4-C5	-5.30	119.78	121.90
5	A	2349	A	O4'-C1'-N9	5.30	112.44	108.20
5	A	2399	G	O4'-C1'-N9	5.30	112.44	108.20
5	A	318	A	O4'-C1'-N9	5.30	112.44	108.20
5	A	1573	C	N3-C4-C5	-5.30	119.78	121.90
5	A	1934	C	N3-C4-C5	-5.30	119.78	121.90
5	A	2312	C	N3-C4-C5	-5.30	119.78	121.90
5	A	2854	A	O4'-C1'-N9	5.30	112.44	108.20
5	A	436	A	C5-C6-N1	-5.29	115.05	117.70
5	A	828	A	C5-C6-N1	-5.29	115.05	117.70
5	A	1198	C	N3-C4-C5	-5.29	119.78	121.90
5	A	1677	A	C5-C6-N6	-5.29	119.46	123.70
5	A	2381	A	O4'-C1'-N9	5.29	112.44	108.20
5	A	2601	A	C5-C6-N1	-5.29	115.05	117.70
5	A	2858	U	P-O3'-C3'	5.29	126.05	119.70
5	A	2927	A	C5-C6-N1	-5.29	115.05	117.70
5	A	67	A	C4-C5-C6	5.29	119.65	117.00
5	A	131	C	C2-N3-C4	5.29	122.55	119.90
5	A	787	C	N3-C4-C5	-5.29	119.78	121.90
5	A	1123	A	C5-C6-N1	-5.29	115.05	117.70

Continued on next page...

Continued from previous page...

Mol	Chain	Res	Type	Atoms	Z	Observed(°)	Ideal(°)
5	A	1788	A	C5-C6-N6	-5.29	119.46	123.70
5	A	1970	C	N3-C4-C5	-5.29	119.78	121.90
5	A	2317	A	C5-C6-N1	-5.29	115.05	117.70
5	A	2641	C	N3-C4-C5	-5.29	119.78	121.90
5	A	67	A	C5-C6-N6	-5.29	119.47	123.70
5	A	168	A	C5-C6-N6	-5.29	119.47	123.70
5	A	328	G	O4'-C1'-N9	5.29	112.43	108.20
5	A	1144	A	C5-C6-N1	-5.29	115.05	117.70
5	A	1180	C	O4'-C1'-N1	5.29	112.43	108.20
5	A	1328	C	N3-C4-N4	5.29	121.70	118.00
5	A	1369	C	C2-N1-C1'	5.29	124.62	118.80
5	A	1642	G	O4'-C1'-N9	5.29	112.43	108.20
5	A	1691	A	C5-C6-N1	-5.29	115.06	117.70
5	A	1836	G	N3-C2-N2	5.29	123.60	119.90
5	A	1993	G	C5'-C4'-C3'	-5.29	107.53	116.00
5	A	2133	C	C5-C4-N4	-5.29	116.50	120.20
5	A	2351	A	C5-C6-N1	-5.29	115.05	117.70
5	A	2618	A	C5-C6-N1	-5.29	115.05	117.70
5	A	2755	U	P-O5'-C5'	5.29	129.37	120.90
5	A	2807	A	C5-C6-N1	-5.29	115.06	117.70
5	A	281	A	O4'-C1'-N9	5.29	112.43	108.20
5	A	840	A	C5-C6-N1	-5.29	115.06	117.70
5	A	1588	A	C5-C6-N6	-5.29	119.47	123.70
5	A	2229	C	N3-C4-C5	-5.29	119.78	121.90
5	A	2534	G	O4'-C1'-N9	5.29	112.43	108.20
5	A	10	A	C5-C6-N1	-5.29	115.06	117.70
5	A	355	A	C5-C6-N6	-5.29	119.47	123.70
5	A	733	U	P-O5'-C5'	-5.29	112.44	120.90
5	A	2278	U	O4'-C1'-N1	5.29	112.43	108.20
5	A	2694	A	C5-C6-N1	-5.29	115.06	117.70
10	F	75	ALA	N-CA-CB	5.29	117.50	110.10
5	A	29	U	O4'-C1'-N1	5.29	112.43	108.20
5	A	86	C	N3-C4-C5	-5.29	119.78	121.90
5	A	1812	A	C5-C6-N6	-5.29	119.47	123.70
5	A	2507	A	C4-C5-C6	5.29	119.64	117.00
5	A	39	C	N3-C4-C5	-5.29	119.79	121.90
5	A	490	A	C5-C6-N6	-5.29	119.47	123.70
5	A	661	A	C5-C6-N6	-5.29	119.47	123.70
5	A	1284	A	O4'-C1'-N9	5.29	112.43	108.20
5	A	1751	U	O4'-C1'-N1	5.29	112.43	108.20
5	A	2307	A	C5-C6-N6	-5.29	119.47	123.70
5	A	68	C	N3-C4-C5	-5.28	119.79	121.90

Continued on next page...

Continued from previous page...

Mol	Chain	Res	Type	Atoms	Z	Observed(°)	Ideal(°)
5	A	319	G	O4'-C1'-N9	5.28	112.43	108.20
5	A	867	A	C5-C6-N6	-5.28	119.47	123.70
5	A	1996	C	N3-C4-C5	-5.28	119.79	121.90
5	A	2091	A	C5-C6-N1	-5.28	115.06	117.70
5	A	2294	U	P-O5'-C5'	-5.28	112.45	120.90
5	A	2497	A	C4-C5-C6	5.28	119.64	117.00
6	B	90	C	N3-C4-C5	-5.28	119.79	121.90
5	A	339	A	C5-C6-N6	-5.28	119.47	123.70
5	A	671	G	O4'-C1'-N9	5.28	112.42	108.20
5	A	760	G	C6-C5-N7	-5.28	127.23	130.40
5	A	781	A	C5-C6-N1	-5.28	115.06	117.70
5	A	1404	A	C5-C6-N6	-5.28	119.47	123.70
5	A	1656	C	N3-C4-N4	5.28	121.70	118.00
5	A	2887	A	C5-C6-N1	-5.28	115.06	117.70
6	B	18	A	C5-C6-N6	-5.28	119.47	123.70
5	A	60	G	O4'-C1'-N9	5.28	112.42	108.20
5	A	563	C	N3-C4-N4	5.28	121.70	118.00
5	A	703	G	O4'-C1'-N9	5.28	112.42	108.20
5	A	751	G	N1-C2-N3	-5.28	120.73	123.90
5	A	2185	G	O4'-C1'-N9	5.28	112.42	108.20
5	A	2237	C	N3-C4-C5	-5.28	119.79	121.90
5	A	2441	A	C5-C6-N1	-5.28	115.06	117.70
5	A	207	A	C5-C6-N6	-5.28	119.48	123.70
5	A	501	A	C5-C6-N1	-5.28	115.06	117.70
5	A	1080	G	O4'-C1'-N9	5.28	112.42	108.20
5	A	1699	A	O4'-C1'-N9	5.28	112.42	108.20
5	A	2152	A	C5-C6-N1	-5.28	115.06	117.70
5	A	252	C	N3-C4-C5	-5.28	119.79	121.90
5	A	415	C	N3-C4-C5	-5.28	119.79	121.90
5	A	547	A	O4'-C1'-N9	5.28	112.42	108.20
5	A	652	A	C5-C6-N1	-5.28	115.06	117.70
5	A	702	A	C5-C6-N1	-5.28	115.06	117.70
5	A	1288	G	P-O3'-C3'	5.28	126.03	119.70
5	A	1789	A	C5-C6-N1	-5.28	115.06	117.70
5	A	2402	A	C5-C6-N1	-5.28	115.06	117.70
5	A	2762	A	C5-C6-N1	-5.28	115.06	117.70
5	A	195	C	N3-C4-N4	5.28	121.69	118.00
5	A	673	A	C4-C5-C6	5.28	119.64	117.00
5	A	1464	A	C5-C6-N6	-5.28	119.48	123.70
5	A	1660	C	N3-C4-C5	-5.28	119.79	121.90
5	A	1279	C	N3-C4-C5	-5.27	119.79	121.90
5	A	222	A	C5-C6-N1	-5.27	115.06	117.70

Continued on next page...

Continued from previous page...

Mol	Chain	Res	Type	Atoms	Z	Observed(°)	Ideal(°)
5	A	677	A	C4-C5-C6	5.27	119.64	117.00
5	A	999	A	C5-C6-N6	-5.27	119.48	123.70
5	A	1810	G	O4'-C1'-N9	5.27	112.42	108.20
5	A	2587	C	N3-C4-C5	-5.27	119.79	121.90
6	B	105	A	C5-C6-N6	-5.27	119.48	123.70
5	A	469	A	C5-C6-N6	-5.27	119.48	123.70
5	A	1190	A	C5-C6-N1	-5.27	115.06	117.70
5	A	389	A	C5-C6-N1	-5.27	115.06	117.70
5	A	406	G	O4'-C1'-N9	5.27	112.42	108.20
5	A	470	A	C5-C6-N1	-5.27	115.06	117.70
5	A	798	A	C5-C6-N1	-5.27	115.06	117.70
5	A	1072	A	C5-C6-N1	-5.27	115.06	117.70
5	A	1211	C	P-O5'-C5'	5.27	129.33	120.90
5	A	1286	A	C5-C6-N6	-5.27	119.48	123.70
5	A	1404	A	O4'-C1'-N9	5.27	112.42	108.20
5	A	2500	A	C5-C6-N6	-5.27	119.48	123.70
5	A	2651	C	N3-C4-C5	-5.27	119.79	121.90
5	A	27	G	O4'-C1'-N9	5.27	112.41	108.20
5	A	519	A	C5-C6-N1	-5.27	115.07	117.70
5	A	796	A	C5-C6-N1	-5.27	115.07	117.70
5	A	1070	G	O4'-C1'-N9	5.27	112.41	108.20
5	A	1142	A	C5-C6-N1	-5.27	115.07	117.70
5	A	1164	C	N3-C4-C5	-5.27	119.79	121.90
5	A	1816	A	O4'-C1'-N9	5.27	112.41	108.20
6	B	51	A	C5-C6-N6	-5.27	119.48	123.70
5	A	228	C	C2-N3-C4	5.27	122.53	119.90
5	A	838	C	N3-C4-C5	-5.27	119.79	121.90
5	A	2826	A	C5-C6-N1	-5.27	115.07	117.70
5	A	74	U	C6-N1-C1'	-5.26	113.83	121.20
5	A	252	C	N3-C4-N4	5.26	121.69	118.00
5	A	327	G	O4'-C1'-N9	5.26	112.41	108.20
5	A	604	C	N3-C4-C5	-5.26	119.79	121.90
5	A	863	C	N3-C4-C5	-5.26	119.79	121.90
5	A	893	A	C5-C6-N1	-5.26	115.07	117.70
5	A	1100	A	C5-C6-N6	-5.26	119.49	123.70
5	A	1461	A	C4-C5-C6	5.26	119.63	117.00
5	A	2327	A	C5-C6-N6	-5.26	119.49	123.70
5	A	479	A	O4'-C1'-N9	5.26	112.41	108.20
5	A	2058	G	N3-C2-N2	5.26	123.58	119.90
5	A	2230	C	N3-C4-C5	-5.26	119.80	121.90
5	A	102	A	C5-C6-N1	-5.26	115.07	117.70
5	A	1747	G	O4'-C1'-N9	5.26	112.41	108.20

Continued on next page...

Continued from previous page...

Mol	Chain	Res	Type	Atoms	Z	Observed(°)	Ideal(°)
5	A	2804	A	C5-C6-N6	-5.26	119.49	123.70
5	A	318	A	C5-C6-N1	-5.26	115.07	117.70
5	A	979	U	C6-N1-C1'	-5.26	113.84	121.20
5	A	1040	C	N3-C4-C5	-5.26	119.80	121.90
5	A	1116	A	C5-C6-N1	-5.26	115.07	117.70
5	A	1534	A	O4'-C1'-N9	5.26	112.41	108.20
5	A	1755	C	N3-C4-C5	-5.26	119.80	121.90
5	A	2339	A	C5-C6-N1	-5.26	115.07	117.70
5	A	2346	C	N3-C4-N4	5.26	121.68	118.00
5	A	2459	A	C5-C6-N1	-5.26	115.07	117.70
5	A	2736	G	O4'-C1'-N9	5.26	112.41	108.20
5	A	210	A	C4-C5-C6	5.26	119.63	117.00
5	A	247	A	C5-C6-N1	-5.26	115.07	117.70
5	A	1876	A	O4'-C1'-N9	5.26	112.41	108.20
5	A	2290	C	N3-C4-C5	-5.26	119.80	121.90
5	A	56	A	C5-C6-N1	-5.26	115.07	117.70
5	A	1273	G	O4'-C1'-N9	5.26	112.40	108.20
5	A	1388	A	C5-C6-N1	-5.26	115.07	117.70
5	A	1465	A	C5-C6-N6	-5.26	119.50	123.70
5	A	1942	A	C5-C6-N1	-5.26	115.07	117.70
5	A	2047	A	C5-C6-N1	-5.26	115.07	117.70
5	A	2144	G	N3-C2-N2	5.26	123.58	119.90
5	A	2820	U	C6-N1-C1'	-5.26	113.84	121.20
5	A	2846	A	C5-C6-N1	-5.26	115.07	117.70
5	A	2923	A	O4'-C1'-N9	5.26	112.41	108.20
5	A	165	C	N3-C4-N4	5.25	121.68	118.00
5	A	1732	G	O4'-C1'-N9	5.25	112.40	108.20
5	A	1815	A	C5-C6-N6	-5.25	119.50	123.70
5	A	2191	A	C5-C6-N1	-5.25	115.07	117.70
5	A	254	A	O4'-C1'-N9	5.25	112.40	108.20
5	A	285	U	O4'-C1'-N1	5.25	112.40	108.20
5	A	391	A	C5-C6-N6	-5.25	119.50	123.70
5	A	519	A	C8-N9-C4	-5.25	103.70	105.80
5	A	715	A	C5-C6-N6	-5.25	119.50	123.70
5	A	1323	A	C4-C5-C6	5.25	119.63	117.00
5	A	1354	C	N3-C4-C5	-5.25	119.80	121.90
5	A	1423	A	C5-C6-N1	-5.25	115.07	117.70
5	A	1809	A	O4'-C1'-N9	5.25	112.40	108.20
5	A	301	U	O4'-C1'-N1	5.25	112.40	108.20
5	A	1222	A	C5-C6-N1	-5.25	115.07	117.70
5	A	1527	C	N3-C4-C5	-5.25	119.80	121.90
5	A	1601	A	C5-C6-N6	-5.25	119.50	123.70

Continued on next page...

Continued from previous page...

Mol	Chain	Res	Type	Atoms	Z	Observed(°)	Ideal(°)
5	A	1811	C	N3-C4-C5	-5.25	119.80	121.90
5	A	1845	A	C5-C6-N1	-5.25	115.07	117.70
5	A	1957	A	C5-C6-N6	-5.25	119.50	123.70
5	A	1237	C	N3-C4-C5	-5.25	119.80	121.90
5	A	2071	A	C5-C6-N1	-5.25	115.08	117.70
5	A	2297	A	O4'-C1'-N9	5.25	112.40	108.20
5	A	811	A	P-O3'-C3'	-5.25	113.40	119.70
5	A	1211	C	N3-C4-C5	-5.25	119.80	121.90
5	A	1605	C	N3-C4-N4	5.25	121.67	118.00
5	A	1965	A	C5-C6-N1	-5.25	115.08	117.70
5	A	2174	C	N3-C4-C5	-5.25	119.80	121.90
5	A	2462	A	C5-C6-N1	-5.25	115.08	117.70
5	A	2683	A	C5-C6-N1	-5.25	115.08	117.70
5	A	770	A	O4'-C1'-N9	5.25	112.40	108.20
5	A	1615	A	C5-C6-N6	-5.25	119.50	123.70
5	A	2281	G	O4'-C1'-N9	5.25	112.40	108.20
5	A	696	C	N3-C4-C5	-5.25	119.80	121.90
5	A	1092	A	C5-C6-N1	-5.24	115.08	117.70
5	A	1147	U	O4'-C1'-N1	5.24	112.39	108.20
5	A	1432	A	C5-C6-N1	-5.24	115.08	117.70
5	A	2170	A	C5-C6-N1	-5.24	115.08	117.70
5	A	2255	C	N3-C4-N4	5.24	121.67	118.00
5	A	2593	A	C5-C6-N1	-5.24	115.08	117.70
5	A	325	A	C5-C6-N1	-5.24	115.08	117.70
5	A	880	C	N3-C4-C5	-5.24	119.80	121.90
5	A	353	A	C5-N7-C8	5.24	106.52	103.90
5	A	1017	C	N3-C4-C5	-5.24	119.81	121.90
5	A	1591	G	C1'-O4'-C4'	5.24	114.09	109.90
5	A	1592	A	C5-C6-N1	-5.24	115.08	117.70
5	A	1815	A	C5-C6-N1	-5.24	115.08	117.70
5	A	2083	A	C5-C6-N1	-5.24	115.08	117.70
5	A	2597	C	N3-C4-C5	-5.24	119.81	121.90
5	A	14	A	C4-C5-C6	5.24	119.62	117.00
5	A	526	A	C5-C6-N1	-5.24	115.08	117.70
5	A	2027	A	C5-C6-N6	-5.24	119.51	123.70
5	A	2546	C	N3-C4-C5	-5.24	119.81	121.90
5	A	705	A	O4'-C1'-N9	5.24	112.39	108.20
5	A	1613	C	N3-C4-C5	-5.24	119.81	121.90
5	A	1872	C	N3-C4-C5	-5.23	119.81	121.90
5	A	2079	C	N3-C4-N4	5.23	121.66	118.00
5	A	2527	C	C6-N1-C2	-5.23	118.21	120.30
5	A	330	A	C5-C6-N6	-5.23	119.52	123.70

Continued on next page...

Continued from previous page...

Mol	Chain	Res	Type	Atoms	Z	Observed(°)	Ideal(°)
5	A	653	A	C5-C6-N6	-5.23	119.51	123.70
5	A	853	C	N3-C4-N4	5.23	121.66	118.00
5	A	987	A	C5-C6-N6	-5.23	119.51	123.70
5	A	1593	A	C5-C6-N1	-5.23	115.08	117.70
5	A	1667	A	C5-C6-N6	-5.23	119.51	123.70
5	A	1828	G	C4'-C3'-C2'	5.23	107.83	102.60
5	A	66	C	C5-C4-N4	-5.23	116.54	120.20
5	A	375	C	O4'-C1'-N1	5.23	112.38	108.20
5	A	574	A	C5-C6-N6	-5.23	119.52	123.70
5	A	592	A	O4'-C1'-N9	5.23	112.38	108.20
5	A	1155	C	N3-C4-C5	-5.23	119.81	121.90
5	A	1200	G	O4'-C1'-N9	5.23	112.39	108.20
5	A	1832	A	C4-C5-C6	5.23	119.61	117.00
5	A	2316	A	C5-C6-N1	-5.23	115.08	117.70
5	A	2680	C	N3-C4-C5	-5.23	119.81	121.90
5	A	53	A	C5-C6-N6	-5.23	119.52	123.70
5	A	715	A	C5-C6-N1	-5.23	115.09	117.70
5	A	2662	A	C5-C6-N1	-5.23	115.09	117.70
5	A	412	A	C5-C6-N1	-5.23	115.09	117.70
5	A	683	A	C5-C6-N6	-5.23	119.52	123.70
5	A	1159	U	P-O3'-C3'	-5.23	113.43	119.70
5	A	2393	C	N3-C4-C5	-5.23	119.81	121.90
5	A	414	C	C5'-C4'-O4'	5.22	115.37	109.10
5	A	430	C	N3-C4-N4	5.22	121.66	118.00
5	A	2367	G	O4'-C1'-N9	5.22	112.38	108.20
5	A	2784	C	N3-C4-C5	-5.22	119.81	121.90
5	A	83	G	C1'-O4'-C4'	-5.22	105.72	109.90
5	A	236	A	C5-C6-N6	-5.22	119.52	123.70
5	A	1323	A	C5-C6-N6	-5.22	119.52	123.70
5	A	1662	C	N3-C4-C5	-5.22	119.81	121.90
5	A	2104	U	O4'-C1'-N1	5.22	112.38	108.20
5	A	2547	A	C5-C6-N6	-5.22	119.52	123.70
5	A	667	A	C1'-O4'-C4'	-5.22	105.72	109.90
5	A	2920	C	N3-C4-C5	-5.22	119.81	121.90
5	A	324	A	O4'-C1'-N9	5.22	112.38	108.20
5	A	2080	A	C5-C6-N6	-5.22	119.53	123.70
5	A	2276	A	O4'-C1'-N9	5.22	112.38	108.20
5	A	218	G	P-O3'-C3'	5.22	125.96	119.70
6	B	56	A	C5-C6-N1	-5.22	115.09	117.70
5	A	194	A	C5-C6-N6	-5.22	119.53	123.70
5	A	265	A	O4'-C1'-N9	5.22	112.37	108.20
5	A	300	G	C6-C5-N7	-5.22	127.27	130.40

Continued on next page...

Continued from previous page...

Mol	Chain	Res	Type	Atoms	Z	Observed(°)	Ideal(°)
5	A	452	C	N3-C4-C5	-5.22	119.81	121.90
5	A	797	A	C5-C6-N1	-5.22	115.09	117.70
5	A	1585	A	C5-C6-N1	-5.22	115.09	117.70
5	A	1700	A	C4-C5-C6	5.22	119.61	117.00
5	A	2088	A	C5-C6-N1	-5.22	115.09	117.70
5	A	2497	A	C5-C6-N6	-5.22	119.53	123.70
5	A	1046	A	C5-C6-N1	-5.21	115.09	117.70
5	A	1224	A	C4-C5-C6	5.21	119.61	117.00
5	A	1541	A	O4'-C1'-N9	5.21	112.37	108.20
5	A	1995	A	O4'-C1'-N9	5.21	112.37	108.20
5	A	2819	A	C5-C6-N1	-5.21	115.09	117.70
6	B	50	A	C4-C5-C6	5.21	119.61	117.00
5	A	1669	G	O4'-C1'-N9	5.21	112.37	108.20
5	A	176	A	C5-C6-N1	-5.21	115.09	117.70
5	A	1032	C	N3-C4-C5	-5.21	119.81	121.90
5	A	1055	A	C5-C6-N1	-5.21	115.09	117.70
5	A	1735	A	C5-C6-N6	-5.21	119.53	123.70
5	A	2542	A	O4'-C1'-N9	5.21	112.37	108.20
5	A	1446	C	N3-C4-C5	-5.21	119.82	121.90
5	A	2122	G	N3-C2-N2	5.21	123.55	119.90
5	A	699	A	C5-C6-N1	-5.21	115.10	117.70
5	A	1490	A	C5-C6-N6	-5.21	119.53	123.70
5	A	1504	A	C5-C6-N1	-5.21	115.10	117.70
5	A	2132	A	O4'-C1'-N9	5.21	112.37	108.20
5	A	2455	A	C5-C6-N1	-5.21	115.10	117.70
5	A	2902	A	O4'-C1'-N9	5.21	112.37	108.20
5	A	1134	A	C5'-C4'-O4'	5.21	115.35	109.10
5	A	1230	A	C5-C6-N1	-5.21	115.10	117.70
5	A	2338	A	C5-C6-N1	-5.21	115.10	117.70
5	A	2673	A	C5-C6-N1	-5.21	115.10	117.70
5	A	162	A	O4'-C1'-N9	5.21	112.36	108.20
5	A	651	U	O4'-C1'-N1	5.21	112.36	108.20
5	A	1403	G	O4'-C1'-N9	5.21	112.36	108.20
5	A	1370	C	N3-C4-N4	5.20	121.64	118.00
5	A	2693	G	O4'-C1'-N9	5.20	112.36	108.20
5	A	2845	A	C5-C6-N1	-5.20	115.10	117.70
5	A	28	A	C5-C6-N1	-5.20	115.10	117.70
5	A	208	G	C4'-C3'-C2'	-5.20	97.40	102.60
5	A	779	C	N3-C4-C5	-5.20	119.82	121.90
5	A	1210	A	C5-C6-N6	-5.20	119.54	123.70
5	A	482	C	N3-C4-C5	-5.20	119.82	121.90
5	A	630	A	C5-C6-N6	-5.20	119.54	123.70

Continued on next page...

Continued from previous page...

Mol	Chain	Res	Type	Atoms	Z	Observed(°)	Ideal(°)
5	A	836	A	C5-C6-N6	-5.20	119.54	123.70
5	A	2059	A	C5-C6-N1	-5.20	115.10	117.70
5	A	2246	G	C6-C5-N7	-5.20	127.28	130.40
5	A	2299	G	O4'-C1'-N9	5.20	112.36	108.20
5	A	855	G	C5-C6-O6	-5.20	125.48	128.60
5	A	1729	C	N3-C4-C5	-5.20	119.82	121.90
5	A	2141	A	O4'-C1'-N9	5.20	112.36	108.20
5	A	718	C	C5'-C4'-C3'	-5.20	107.69	116.00
5	A	1	G	O4'-C1'-N9	5.20	112.36	108.20
5	A	1037	C	N3-C4-C5	-5.20	119.82	121.90
5	A	2800	C	N3-C4-C5	-5.20	119.82	121.90
5	A	2905	C	N3-C4-N4	5.20	121.64	118.00
5	A	736	A	C5-C6-N1	-5.19	115.10	117.70
14	L	73	GLU	N-CA-CB	5.19	119.95	110.60
5	A	303	G	O4'-C1'-N9	5.19	112.35	108.20
5	A	5	A	C5-C6-N1	-5.19	115.11	117.70
5	A	88	G	C5'-C4'-O4'	5.19	115.33	109.10
5	A	125	A	C5-C6-N1	-5.19	115.11	117.70
5	A	1788	A	O4'-C1'-N9	5.19	112.35	108.20
5	A	2611	G	O4'-C1'-N9	5.19	112.35	108.20
5	A	951	C	N3-C4-C5	-5.19	119.83	121.90
5	A	1511	C	N3-C4-C5	-5.19	119.83	121.90
5	A	2206	C	N3-C4-C5	-5.19	119.83	121.90
5	A	2385	C	N3-C4-C5	-5.19	119.83	121.90
5	A	2635	C	N3-C4-C5	-5.19	119.83	121.90
5	A	2755	U	C6-N1-C1'	-5.19	113.94	121.20
6	B	56	A	C4-C5-C6	5.19	119.59	117.00
5	A	658	A	C5-C6-N6	-5.19	119.55	123.70
5	A	956	A	C4-C5-C6	5.19	119.59	117.00
5	A	1116	A	C5-C6-N6	-5.19	119.55	123.70
5	A	1866	C	P-O3'-C3'	5.19	125.92	119.70
5	A	795	G	P-O3'-C3'	5.18	125.92	119.70
5	A	1474	C	N3-C4-N4	5.18	121.63	118.00
5	A	830	A	C5-C6-N6	-5.18	119.56	123.70
5	A	1426	A	P-O3'-C3'	-5.18	113.48	119.70
5	A	1581	A	C4-C5-C6	5.18	119.59	117.00
5	A	1640	G	O4'-C1'-N9	5.18	112.35	108.20
5	A	1680	A	C5-C6-N6	-5.18	119.55	123.70
5	A	74	U	O4'-C1'-N1	5.18	112.34	108.20
5	A	229	A	C5-C6-N1	-5.18	115.11	117.70
5	A	965	A	C5-C6-N1	-5.18	115.11	117.70
5	A	1577	C	N3-C4-N4	5.18	121.62	118.00

Continued on next page...

Continued from previous page...

Mol	Chain	Res	Type	Atoms	Z	Observed(°)	Ideal(°)
5	A	1635	G	O4'-C1'-N9	5.18	112.34	108.20
5	A	2480	A	C4-C5-C6	5.18	119.59	117.00
5	A	187	C	N3-C4-N4	5.18	121.62	118.00
5	A	835	A	C5-C6-N6	-5.18	119.56	123.70
5	A	2786	A	O4'-C1'-N9	5.18	112.34	108.20
5	A	354	A	C4-C5-C6	5.18	119.59	117.00
5	A	496	A	C5-C6-N1	-5.18	115.11	117.70
5	A	936	C	N3-C4-C5	-5.18	119.83	121.90
5	A	971	A	O4'-C1'-N9	5.18	112.34	108.20
5	A	1006	A	P-O5'-C5'	5.18	129.18	120.90
5	A	1714	A	C5-C6-N6	-5.18	119.56	123.70
5	A	2734	A	C5-C6-N1	-5.18	115.11	117.70
5	A	57	C	N3-C4-C5	-5.17	119.83	121.90
5	A	476	A	O4'-C1'-N9	5.17	112.34	108.20
5	A	962	C	N3-C4-C5	-5.17	119.83	121.90
5	A	1031	C	N3-C4-C5	-5.17	119.83	121.90
5	A	1216	C	N3-C4-C5	-5.17	119.83	121.90
5	A	1246	G	C6-C5-N7	-5.17	127.30	130.40
5	A	1251	U	P-O3'-C3'	5.17	125.91	119.70
5	A	1783	C	O4'-C1'-N1	5.17	112.34	108.20
5	A	1876	A	C5-C6-N6	-5.17	119.56	123.70
5	A	2163	A	C4-C5-C6	5.17	119.59	117.00
5	A	2440	A	O4'-C1'-N9	5.17	112.34	108.20
5	A	1778	A	O4'-C1'-N9	5.17	112.34	108.20
5	A	94	A	C5-C6-N1	-5.17	115.11	117.70
5	A	1038	C	N3-C4-N4	5.17	121.62	118.00
5	A	1449	C	C2-N3-C4	5.17	122.49	119.90
5	A	1550	C	C5-C4-N4	-5.17	116.58	120.20
5	A	2532	A	C5-C6-N1	-5.17	115.11	117.70
5	A	2593	A	O4'-C1'-N9	5.17	112.34	108.20
5	A	138	U	C6-N1-C1'	-5.17	113.96	121.20
5	A	265	A	C5-C6-N6	-5.17	119.56	123.70
5	A	618	A	C5-C6-N1	-5.17	115.12	117.70
5	A	665	G	O4'-C1'-N9	5.17	112.33	108.20
5	A	679	A	C5-C6-N6	-5.17	119.56	123.70
5	A	1325	A	C5-C6-N6	-5.17	119.57	123.70
5	A	1967	A	C5-C6-N1	-5.17	115.12	117.70
5	A	2289	C	N3-C4-C5	-5.17	119.83	121.90
5	A	2349	A	C5-C6-N1	-5.17	115.12	117.70
5	A	2640	C	N3-C4-N4	5.17	121.62	118.00
5	A	2740	A	C5-C6-N1	-5.17	115.12	117.70
6	B	17	A	C5-C6-N6	-5.17	119.57	123.70

Continued on next page...

Continued from previous page...

Mol	Chain	Res	Type	Atoms	Z	Observed(°)	Ideal(°)
5	A	789	C	C2-N3-C4	5.17	122.48	119.90
5	A	957	A	C5-C6-N1	-5.17	115.12	117.70
5	A	1070	G	N3-C2-N2	5.17	123.52	119.90
5	A	1310	C	N3-C4-C5	-5.17	119.83	121.90
5	A	1721	A	C5-C6-N1	-5.17	115.12	117.70
5	A	2668	A	C5-C6-N1	-5.17	115.12	117.70
5	A	2679	C	N3-C4-C5	-5.17	119.83	121.90
5	A	1580	A	O4'-C1'-N9	5.17	112.33	108.20
5	A	1655	A	C5-C6-N1	-5.17	115.12	117.70
5	A	2124	A	C5-C6-N6	-5.17	119.57	123.70
5	A	90	A	C5-C6-N6	-5.16	119.57	123.70
5	A	952	A	C4-C5-C6	5.16	119.58	117.00
5	A	1514	C	N3-C4-C5	-5.16	119.83	121.90
5	A	2119	A	O4'-C1'-N9	5.16	112.33	108.20
5	A	2494	C	N3-C4-C5	-5.16	119.83	121.90
6	B	97	A	C5-C6-N6	-5.16	119.57	123.70
5	A	1353	C	P-O5'-C5'	5.16	129.16	120.90
5	A	2501	G	O4'-C1'-N9	5.16	112.33	108.20
5	A	290	U	P-O3'-C3'	5.16	125.89	119.70
5	A	978	A	C5-C6-N6	-5.16	119.57	123.70
5	A	1556	A	O4'-C1'-N9	5.16	112.33	108.20
5	A	2332	G	O4'-C1'-N9	5.16	112.33	108.20
5	A	2404	G	O4'-C1'-N9	5.16	112.33	108.20
5	A	2508	U	P-O5'-C5'	5.16	129.16	120.90
5	A	470	A	O4'-C1'-N9	5.16	112.33	108.20
5	A	836	A	C5-C6-N1	-5.16	115.12	117.70
5	A	1929	A	C5-C6-N6	-5.16	119.57	123.70
5	A	2346	C	N3-C4-C5	-5.16	119.84	121.90
5	A	21	A	O4'-C1'-N9	5.16	112.32	108.20
5	A	125	A	C5-C6-N6	-5.16	119.58	123.70
5	A	150	A	C4'-C3'-C2'	-5.16	97.44	102.60
5	A	349	C	N3-C4-N4	5.16	121.61	118.00
5	A	1360	A	C5-C6-N1	-5.16	115.12	117.70
5	A	1480	A	C5-C6-N6	-5.16	119.58	123.70
5	A	1556	A	P-O5'-C5'	5.15	129.15	120.90
5	A	2742	C	C6-N1-C1'	-5.15	114.61	120.80
5	A	306	C	C2-N3-C4	5.15	122.48	119.90
5	A	323	C	C1'-O4'-C4'	-5.15	105.78	109.90
5	A	343	A	C5-C6-N1	-5.15	115.12	117.70
5	A	486	A	C5-C6-N6	-5.15	119.58	123.70
5	A	740	A	C5-C6-N1	-5.15	115.12	117.70
5	A	1989	A	C5-C6-N6	-5.15	119.58	123.70

Continued on next page...

Continued from previous page...

Mol	Chain	Res	Type	Atoms	Z	Observed(°)	Ideal(°)
5	A	168	A	C5-C6-N1	-5.15	115.12	117.70
5	A	661	A	P-O3'-C3'	5.15	125.88	119.70
5	A	975	C	C6-N1-C2	-5.15	118.24	120.30
5	A	2253	G	O4'-C1'-N9	5.15	112.32	108.20
5	A	2585	C	N3-C4-C5	-5.15	119.84	121.90
5	A	679	A	C5'-C4'-C3'	5.15	124.24	116.00
5	A	2207	C	C5'-C4'-O4'	5.15	115.28	109.10
5	A	2925	C	C6-N1-C2	-5.15	118.24	120.30
5	A	503	C	N3-C4-C5	-5.15	119.84	121.90
5	A	549	A	C5-C6-N1	-5.15	115.13	117.70
5	A	2106	A	C5-C6-N1	-5.15	115.13	117.70
5	A	322	A	C5-C6-N6	-5.15	119.58	123.70
5	A	664	C	N3-C4-C5	-5.15	119.84	121.90
5	A	1392	A	C5-C6-N6	-5.15	119.58	123.70
5	A	326	A	C5-C6-N1	-5.14	115.13	117.70
5	A	758	A	C5-C6-N1	-5.14	115.13	117.70
5	A	1146	C	N3-C4-C5	-5.14	119.84	121.90
5	A	1483	A	O4'-C1'-N9	5.14	112.32	108.20
5	A	2766	G	O4'-C1'-N9	5.14	112.31	108.20
5	A	2844	A	C5-C6-N6	-5.14	119.58	123.70
5	A	173	A	O4'-C1'-N9	5.14	112.31	108.20
5	A	227	G	C5-C6-O6	-5.14	125.52	128.60
5	A	316	G	C5-C6-O6	-5.14	125.51	128.60
5	A	507	A	O4'-C1'-N9	5.14	112.31	108.20
5	A	809	U	O4'-C1'-N1	5.14	112.31	108.20
5	A	932	C	C6-N1-C2	-5.14	118.24	120.30
5	A	1562	A	C5-C6-N1	-5.14	115.13	117.70
5	A	1623	C	C5'-C4'-C3'	-5.14	107.77	116.00
5	A	2912	A	O4'-C1'-N9	5.14	112.31	108.20
5	A	753	A	C5-C6-N1	-5.14	115.13	117.70
5	A	993	A	O4'-C1'-N9	5.14	112.31	108.20
5	A	1185	G	N3-C2-N2	5.14	123.50	119.90
5	A	1808	U	O4'-C1'-N1	5.14	112.31	108.20
5	A	2132	A	C5-C6-N6	-5.14	119.59	123.70
5	A	469	A	O4'-C1'-N9	5.14	112.31	108.20
5	A	1735	A	O4'-C1'-N9	5.14	112.31	108.20
5	A	1986	C	N3-C4-C5	-5.14	119.84	121.90
5	A	2823	C	O4'-C1'-N1	5.14	112.31	108.20
5	A	70	G	O4'-C1'-N9	5.14	112.31	108.20
5	A	122	G	C5'-C4'-C3'	5.14	124.22	116.00
5	A	1999	A	C5-C6-N1	-5.14	115.13	117.70
5	A	2209	U	C2-N1-C1'	5.14	123.86	117.70

Continued on next page...

Continued from previous page...

Mol	Chain	Res	Type	Atoms	Z	Observed(°)	Ideal(°)
5	A	2329	A	O4'-C1'-N9	5.13	112.31	108.20
5	A	195	C	N3-C4-C5	-5.13	119.85	121.90
5	A	2230	C	N3-C4-N4	5.13	121.59	118.00
5	A	2602	C	N3-C4-C5	-5.13	119.85	121.90
5	A	586	C	P-O5'-C5'	5.13	129.11	120.90
5	A	689	A	C5-C6-N6	-5.13	119.59	123.70
5	A	751	G	O4'-C1'-N9	5.13	112.31	108.20
5	A	1563	G	O4'-C1'-N9	5.13	112.31	108.20
5	A	1760	A	C5-C6-N1	-5.13	115.14	117.70
5	A	2397	C	P-O5'-C5'	5.13	129.11	120.90
5	A	64	A	C5-C6-N1	-5.13	115.14	117.70
5	A	1054	A	C5-C6-N1	-5.13	115.14	117.70
5	A	1078	A	C5-C6-N6	-5.13	119.60	123.70
5	A	376	A	C5-C6-N1	-5.13	115.14	117.70
5	A	421	A	C5-C6-N1	-5.13	115.14	117.70
5	A	2648	U	P-O5'-C5'	5.13	129.11	120.90
5	A	2719	A	C5-C6-N1	-5.13	115.14	117.70
5	A	431	A	O4'-C1'-N9	5.13	112.30	108.20
5	A	1361	A	C5-C6-N1	-5.13	115.14	117.70
5	A	2427	U	P-O3'-C3'	5.13	125.85	119.70
5	A	2512	C	N3-C4-C5	-5.13	119.85	121.90
5	A	1462	G	N3-C2-N2	5.12	123.49	119.90
5	A	894	A	C5-C6-N1	-5.12	115.14	117.70
10	F	22	TYR	N-CA-CB	5.12	119.82	110.60
5	A	392	C	P-O5'-C5'	5.12	129.09	120.90
5	A	1286	A	O4'-C1'-N9	5.12	112.30	108.20
5	A	1591	G	O4'-C1'-N9	5.12	112.30	108.20
5	A	2153	G	O4'-C1'-N9	5.12	112.30	108.20
5	A	1582	U	O4'-C1'-N1	5.12	112.30	108.20
5	A	1760	A	C4-C5-C6	5.12	119.56	117.00
5	A	2743	G	N3-C2-N2	5.12	123.48	119.90
5	A	12	A	C5-C6-N1	-5.12	115.14	117.70
5	A	705	A	C5-C6-N1	-5.12	115.14	117.70
5	A	43	G	O4'-C1'-N9	5.12	112.29	108.20
5	A	1803	C	N3-C4-C5	-5.12	119.85	121.90
5	A	2351	A	O4'-C1'-N9	5.12	112.29	108.20
5	A	2627	A	C5-C6-N6	-5.12	119.61	123.70
5	A	827	G	N3-C2-N2	5.11	123.48	119.90
5	A	1091	U	O4'-C1'-N1	5.11	112.29	108.20
5	A	1326	A	P-O5'-C5'	5.11	129.08	120.90
5	A	1377	G	O4'-C1'-N9	5.11	112.29	108.20
5	A	1517	A	O4'-C1'-N9	5.11	112.29	108.20

Continued on next page...

Continued from previous page...

Mol	Chain	Res	Type	Atoms	Z	Observed(°)	Ideal(°)
5	A	2696	C	N3-C4-N4	5.11	121.58	118.00
1	0	38	LEU	N-CA-C	-5.11	97.20	111.00
5	A	1235	A	C5-C6-N1	-5.11	115.14	117.70
5	A	1710	A	C5-C6-N1	-5.11	115.14	117.70
5	A	1948	A	C5-C6-N6	-5.11	119.61	123.70
5	A	2252	A	C5-C6-N6	-5.11	119.61	123.70
5	A	2472	C	N3-C4-C5	-5.11	119.86	121.90
5	A	659	A	O4'-C1'-N9	5.11	112.29	108.20
6	B	25	A	O4'-C1'-N9	5.11	112.29	108.20
5	A	1254	A	C5-C6-N1	-5.11	115.15	117.70
5	A	1826	C	C5-C4-N4	-5.11	116.62	120.20
5	A	2732	C	N3-C4-C5	-5.11	119.86	121.90
5	A	206	A	O4'-C1'-N9	5.11	112.28	108.20
5	A	484	C	N3-C4-C5	-5.11	119.86	121.90
5	A	990	C	C5'-C4'-O4'	5.11	115.23	109.10
5	A	1046	A	O4'-C1'-N9	5.11	112.28	108.20
5	A	1232	G	O4'-C1'-N9	5.11	112.28	108.20
5	A	1814	A	C5-C6-N1	-5.11	115.15	117.70
5	A	2100	A	O4'-C1'-N9	5.11	112.28	108.20
5	A	843	C	N3-C4-C5	-5.10	119.86	121.90
5	A	1131	A	C5-C6-N1	-5.10	115.15	117.70
5	A	1491	A	C5-C6-N1	-5.10	115.15	117.70
5	A	128	C	N3-C4-C5	-5.10	119.86	121.90
5	A	161	A	C5-C6-N6	-5.10	119.62	123.70
5	A	360	C	N3-C4-C5	-5.10	119.86	121.90
5	A	1549	U	O4'-C1'-N1	5.10	112.28	108.20
5	A	2078	A	O4'-C1'-N9	5.10	112.28	108.20
6	B	117	A	C5-C6-N1	-5.10	115.15	117.70
5	A	1686	A	C5-C6-N6	-5.10	119.62	123.70
5	A	376	A	C5'-C4'-O4'	5.10	115.22	109.10
5	A	376	A	C5-C6-N6	-5.10	119.62	123.70
5	A	731	G	O4'-C1'-N9	5.10	112.28	108.20
5	A	2068	G	N3-C2-N2	5.10	123.47	119.90
5	A	1110	C	N3-C4-N4	5.10	121.57	118.00
5	A	2035	C	N3-C4-C5	-5.10	119.86	121.90
5	A	2793	A	C5-C6-N1	-5.10	115.15	117.70
5	A	868	A	C5'-C4'-C3'	5.10	124.15	116.00
5	A	2267	G	C8-N9-C1'	-5.10	120.38	127.00
5	A	191	G	O4'-C1'-N9	5.09	112.28	108.20
5	A	530	A	C5-C6-N1	-5.09	115.15	117.70
5	A	1784	A	C5-C6-N1	-5.09	115.15	117.70
5	A	2280	G	O4'-C1'-N9	5.09	112.28	108.20

Continued on next page...

Continued from previous page...

Mol	Chain	Res	Type	Atoms	Z	Observed(°)	Ideal(°)
5	A	2707	C	N3-C4-C5	-5.09	119.86	121.90
5	A	282	G	O4'-C1'-N9	5.09	112.27	108.20
5	A	1935	G	P-O3'-C3'	5.09	125.81	119.70
5	A	2067	G	O4'-C1'-N9	5.09	112.28	108.20
5	A	2092	C	N3-C4-C5	-5.09	119.86	121.90
5	A	2550	C	C2-N3-C4	5.09	122.45	119.90
5	A	2560	A	C5-C6-N6	-5.09	119.63	123.70
5	A	2840	C	N3-C4-C5	-5.09	119.86	121.90
5	A	6	A	C5-C6-N6	-5.09	119.63	123.70
5	A	1945	A	C5-C6-N1	-5.09	115.16	117.70
5	A	2194	G	O4'-C1'-N9	5.09	112.27	108.20
5	A	2677	G	O4'-C1'-N9	5.09	112.27	108.20
5	A	1334	C	N3-C4-C5	-5.09	119.86	121.90
5	A	1735	A	P-O5'-C5'	5.09	129.04	120.90
5	A	1777	G	O4'-C1'-N9	5.09	112.27	108.20
5	A	2451	C	N3-C4-C5	-5.09	119.86	121.90
5	A	975	C	C2-N1-C1'	5.09	124.40	118.80
5	A	1352	U	C6-N1-C1'	-5.09	114.08	121.20
5	A	2886	C	N3-C4-C5	-5.09	119.86	121.90
5	A	10	A	C5'-C4'-O4'	5.09	115.20	109.10
5	A	946	G	O4'-C1'-N9	5.09	112.27	108.20
5	A	1282	U	C5'-C4'-C3'	-5.09	107.86	116.00
5	A	1584	U	P-O3'-C3'	5.09	125.80	119.70
5	A	1842	C	P-O5'-C5'	5.09	129.04	120.90
5	A	1168	G	C5'-C4'-O4'	5.08	115.20	109.10
5	A	1483	A	P-O3'-C3'	5.08	125.80	119.70
5	A	2916	A	C5-C6-N1	-5.08	115.16	117.70
5	A	65	A	C5-C6-N1	-5.08	115.16	117.70
5	A	513	A	C5-C6-N6	-5.08	119.64	123.70
5	A	1463	C	N3-C4-C5	-5.08	119.87	121.90
5	A	1811	C	P-O3'-C3'	5.08	125.80	119.70
5	A	2084	C	O4'-C1'-N1	5.08	112.27	108.20
5	A	2168	G	O4'-C1'-N9	5.08	112.27	108.20
5	A	756	U	C5'-C4'-O4'	5.08	115.20	109.10
6	B	35	C	N3-C4-C5	-5.08	119.87	121.90
5	A	551	A	C4-C5-C6	5.08	119.54	117.00
5	A	584	A	C5-C6-N6	-5.08	119.64	123.70
5	A	647	A	C5-C6-N1	-5.08	115.16	117.70
5	A	1961	A	C5-C6-N1	-5.08	115.16	117.70
5	A	2525	C	C3'-C2'-C1'	5.08	105.56	101.50
5	A	2724	U	P-O5'-C5'	5.08	129.02	120.90
5	A	1313	A	C5-C6-N1	-5.08	115.16	117.70

Continued on next page...

Continued from previous page...

Mol	Chain	Res	Type	Atoms	Z	Observed(°)	Ideal(°)
6	B	60	C	N3-C4-C5	-5.08	119.87	121.90
5	A	726	C	N3-C4-C5	-5.08	119.87	121.90
5	A	779	C	N3-C4-N4	5.08	121.55	118.00
5	A	977	U	O4'-C1'-N1	5.08	112.26	108.20
5	A	1387	G	O4'-C1'-N9	5.08	112.26	108.20
5	A	2082	G	O4'-C1'-N9	5.08	112.26	108.20
5	A	2850	G	N3-C2-N2	5.08	123.45	119.90
6	B	34	C	N3-C4-C5	-5.08	119.87	121.90
3	5	40	ALA	N-CA-CB	5.07	117.20	110.10
5	A	490	A	C5-C6-N1	-5.07	115.16	117.70
5	A	800	G	P-O3'-C3'	5.07	125.79	119.70
5	A	1605	C	N3-C4-C5	-5.07	119.87	121.90
5	A	2371	C	N3-C4-C5	-5.07	119.87	121.90
5	A	2375	A	C5-C6-N6	-5.07	119.64	123.70
6	B	83	G	O4'-C1'-N9	5.07	112.26	108.20
5	A	985	G	P-O3'-C3'	-5.07	113.61	119.70
5	A	2405	A	O4'-C1'-N9	5.07	112.26	108.20
6	B	89	C	N3-C4-C5	-5.07	119.87	121.90
5	A	1922	C	N3-C4-C5	-5.07	119.87	121.90
5	A	2133	C	N3-C4-C5	-5.07	119.87	121.90
5	A	2526	A	C5-C6-N1	-5.07	115.17	117.70
5	A	2531	G	O4'-C1'-N9	5.07	112.26	108.20
5	A	1771	C	N3-C4-C5	-5.07	119.87	121.90
5	A	434	U	O4'-C1'-N1	5.07	112.25	108.20
5	A	617	G	O4'-C1'-N9	5.07	112.25	108.20
5	A	1384	C	N3-C4-C5	-5.07	119.87	121.90
5	A	1417	A	C4-C5-C6	5.07	119.53	117.00
5	A	2064	G	N3-C2-N2	5.07	123.45	119.90
5	A	2475	G	O4'-C1'-N9	5.07	112.25	108.20
6	B	71	A	C5-N7-C8	5.07	106.43	103.90
5	A	2639	C	O4'-C1'-N1	5.06	112.25	108.20
5	A	1223	C	P-O5'-C5'	5.06	129.00	120.90
5	A	2825	C	N3-C4-C5	-5.06	119.88	121.90
5	A	521	G	O4'-C1'-N9	5.06	112.25	108.20
5	A	811	A	C5-C6-N6	-5.06	119.65	123.70
5	A	1103	A	O4'-C1'-N9	5.06	112.25	108.20
5	A	1344	C	N3-C4-C5	-5.06	119.88	121.90
5	A	1752	G	P-O5'-C5'	5.06	129.00	120.90
5	A	2339	A	C5'-C4'-O4'	5.06	115.17	109.10
5	A	2851	A	O4'-C1'-N9	5.06	112.25	108.20
5	A	1093	G	O4'-C1'-N9	5.06	112.25	108.20
5	A	1251	U	C6-N1-C1'	-5.06	114.12	121.20

Continued on next page...

Continued from previous page...

Mol	Chain	Res	Type	Atoms	Z	Observed(°)	Ideal(°)
5	A	1715	C	P-O5'-C5'	5.06	128.99	120.90
5	A	2149	G	C6-C5-N7	-5.06	127.36	130.40
5	A	2720	C	N3-C4-C5	-5.06	119.88	121.90
5	A	2767	A	O4'-C1'-N9	5.06	112.25	108.20
5	A	346	G	C6-C5-N7	-5.06	127.37	130.40
5	A	1126	A	C5-C6-N1	-5.06	115.17	117.70
5	A	2476	G	O4'-C1'-N9	5.06	112.25	108.20
6	B	69	C	N3-C4-C5	-5.06	119.88	121.90
5	A	426	G	O4'-C1'-N9	5.05	112.24	108.20
5	A	538	A	C5-C6-N6	-5.05	119.66	123.70
5	A	1379	U	O4'-C1'-N1	5.05	112.24	108.20
5	A	2431	U	O4'-C1'-N1	5.05	112.24	108.20
5	A	2475	G	P-O5'-C5'	-5.05	112.81	120.90
5	A	2708	A	C5-C6-N6	-5.05	119.66	123.70
5	A	2925	C	C2-N1-C1'	5.05	124.36	118.80
5	A	40	U	P-O3'-C3'	-5.05	113.64	119.70
5	A	418	A	C5-C6-N1	-5.05	115.17	117.70
5	A	1021	A	C5-C6-N6	-5.05	119.66	123.70
5	A	1496	G	O4'-C1'-N9	5.05	112.24	108.20
5	A	1579	A	C4-C5-C6	5.05	119.53	117.00
5	A	2395	A	C5-C6-N1	-5.05	115.17	117.70
5	A	1508	C	C5-C4-N4	-5.05	116.67	120.20
5	A	2032	A	C5-C6-N1	-5.05	115.17	117.70
5	A	2101	G	O4'-C1'-N9	5.05	112.24	108.20
5	A	2710	C	N3-C4-C5	-5.05	119.88	121.90
5	A	2793	A	C5-C6-N6	-5.05	119.66	123.70
5	A	849	A	C5-C6-N1	-5.05	115.18	117.70
5	A	2007	A	P-O3'-C3'	5.05	125.76	119.70
5	A	1308	A	C5-C6-N1	-5.05	115.18	117.70
5	A	1581	A	O4'-C1'-C2'	-5.05	100.75	105.80
5	A	2497	A	C5-C6-N1	-5.05	115.18	117.70
5	A	1547	U	P-O3'-C3'	5.04	125.75	119.70
5	A	187	C	N3-C4-C5	-5.04	119.88	121.90
5	A	679	A	P-O3'-C3'	5.04	125.75	119.70
5	A	1082	G	O4'-C1'-N9	5.04	112.23	108.20
5	A	2335	U	P-O3'-C3'	5.04	125.75	119.70
5	A	2383	A	O4'-C1'-N9	5.04	112.23	108.20
5	A	210	A	O4'-C1'-N9	5.04	112.23	108.20
5	A	358	C	N3-C4-C5	-5.04	119.89	121.90
5	A	726	C	N3-C4-N4	5.04	121.53	118.00
5	A	830	A	O4'-C1'-N9	5.04	112.23	108.20
5	A	1189	A	C4-C5-C6	5.04	119.52	117.00

Continued on next page...

Continued from previous page...

Mol	Chain	Res	Type	Atoms	Z	Observed(°)	Ideal(°)
5	A	2730	U	P-O3'-C3'	5.04	125.75	119.70
5	A	1024	G	O4'-C1'-N9	5.04	112.23	108.20
5	A	1096	A	C5-C6-N1	-5.04	115.18	117.70
5	A	876	A	C5-C6-N1	-5.04	115.18	117.70
5	A	1066	A	C5'-C4'-O4'	5.04	115.14	109.10
5	A	1499	A	C5-C6-N6	-5.04	119.67	123.70
5	A	1772	C	P-O5'-C5'	5.04	128.96	120.90
6	B	23	U	O4'-C1'-N1	5.04	112.23	108.20
5	A	20	C	P-O5'-C5'	5.03	128.96	120.90
5	A	397	U	O4'-C1'-N1	5.03	112.23	108.20
5	A	1288	G	O4'-C1'-N9	5.03	112.23	108.20
5	A	1390	C	N3-C4-N4	5.03	121.52	118.00
5	A	1025	A	C5-C6-N1	-5.03	115.18	117.70
5	A	2686	A	C5-C6-N1	-5.03	115.18	117.70
5	A	555	C	N3-C4-C5	-5.03	119.89	121.90
5	A	1241	C	C6-N1-C2	-5.03	118.29	120.30
5	A	1260	A	O4'-C1'-N9	5.03	112.22	108.20
5	A	1042	A	C5-C6-N6	-5.03	119.68	123.70
5	A	2854	A	C5-C6-N6	-5.03	119.68	123.70
5	A	232	U	C2-N1-C1'	5.03	123.73	117.70
5	A	1336	C	N3-C4-C5	-5.03	119.89	121.90
5	A	563	C	N3-C4-C5	-5.03	119.89	121.90
5	A	768	G	C6-C5-N7	-5.03	127.39	130.40
5	A	1519	C	N3-C4-N4	5.03	121.52	118.00
5	A	1541	A	C5-C6-N6	-5.03	119.68	123.70
6	B	76	A	O4'-C1'-N9	5.03	112.22	108.20
5	A	213	C	P-O5'-C5'	5.02	128.94	120.90
5	A	2918	G	C4-N9-C1'	5.02	133.03	126.50
5	A	376	A	C1'-O4'-C4'	-5.02	105.88	109.90
5	A	377	G	O4'-C1'-N9	5.02	112.22	108.20
5	A	716	G	P-O3'-C3'	5.02	125.73	119.70
5	A	880	C	O4'-C1'-N1	5.02	112.22	108.20
5	A	1999	A	O4'-C1'-N9	5.02	112.22	108.20
5	A	2914	C	N3-C4-C5	-5.02	119.89	121.90
5	A	868	A	O5'-C5'-C4'	5.02	121.24	111.70
5	A	2407	A	O4'-C1'-N9	5.02	112.22	108.20
5	A	623	A	O4'-C1'-N9	5.02	112.22	108.20
5	A	1117	G	O4'-C1'-N9	5.02	112.22	108.20
5	A	1347	A	C5-C6-N1	-5.02	115.19	117.70
5	A	2330	A	C5-C6-N6	-5.02	119.68	123.70
6	B	67	G	O4'-C1'-N9	5.02	112.22	108.20
5	A	382	G	O4'-C1'-N9	5.02	112.21	108.20

Continued on next page...

Continued from previous page...

Mol	Chain	Res	Type	Atoms	Z	Observed(°)	Ideal(°)
5	A	479	A	C5-C6-N1	-5.02	115.19	117.70
5	A	1861	C	N3-C4-C5	-5.02	119.89	121.90
5	A	2304	C	N3-C4-N4	5.02	121.51	118.00
5	A	2619	A	O4'-C1'-N9	5.02	112.22	108.20
5	A	2719	A	C8-N9-C4	-5.02	103.79	105.80
5	A	55	G	C5'-C4'-O4'	5.02	115.12	109.10
5	A	1175	A	C5-C6-N6	-5.01	119.69	123.70
5	A	1728	C	N3-C4-C5	-5.01	119.89	121.90
5	A	2049	A	C5-C6-N1	-5.01	115.19	117.70
5	A	2238	C	N3-C4-C5	-5.01	119.89	121.90
5	A	2893	A	C5-C6-N6	-5.01	119.69	123.70
5	A	1877	A	C5-C6-N1	-5.01	115.19	117.70
5	A	180	G	O4'-C1'-N9	5.01	112.21	108.20
5	A	220	A	C5-C6-N1	-5.01	115.19	117.70
6	B	42	G	O4'-C1'-N9	5.01	112.21	108.20
5	A	1204	C	N3-C4-C5	-5.01	119.90	121.90
5	A	1683	C	N3-C4-C5	-5.01	119.90	121.90
5	A	1877	A	C5-C6-N6	-5.01	119.69	123.70
5	A	2542	A	C5-C6-N6	-5.01	119.69	123.70
5	A	2777	A	C5-C6-N6	-5.01	119.69	123.70
5	A	821	A	C5-C6-N1	-5.00	115.20	117.70
5	A	1471	G	C6-C5-N7	-5.00	127.40	130.40
5	A	2037	C	N3-C4-C5	-5.00	119.90	121.90
5	A	2227	A	C5-C6-N1	-5.00	115.20	117.70
5	A	219	A	C5-C6-N6	-5.00	119.70	123.70
5	A	1075	A	C5-C6-N6	-5.00	119.70	123.70
5	A	1276	G	N1-C2-N2	-5.00	111.70	116.20
5	A	2079	C	N3-C4-C5	-5.00	119.90	121.90

There are no chirality outliers.

All (474) planarity outliers are listed below:

Mol	Chain	Res	Type	Group
5	A	1005	A	Sidechain
5	A	1009	U	Sidechain
5	A	1022	G	Sidechain
5	A	1024	G	Sidechain
5	A	1043	G	Sidechain
5	A	1047	A	Sidechain
5	A	1051	C	Sidechain
5	A	1056	A	Sidechain
5	A	106	G	Sidechain

Continued on next page...

Continued from previous page...

Mol	Chain	Res	Type	Group
5	A	1064	U	Sidechain
5	A	1066	A	Sidechain
5	A	1068	G	Sidechain
5	A	1069	U	Sidechain
5	A	1074	A	Sidechain
5	A	1075	A	Sidechain
5	A	1102	G	Sidechain
5	A	1103	A	Sidechain
5	A	1105	G	Sidechain
5	A	1117	G	Sidechain
5	A	113	U	Sidechain
5	A	1135	G	Sidechain
5	A	1140	U	Sidechain
5	A	1142	A	Sidechain
5	A	1145	G	Sidechain
5	A	1146	C	Sidechain
5	A	116	G	Sidechain
5	A	1171	G	Sidechain
5	A	1172	A	Sidechain
5	A	118	A	Sidechain
5	A	1184	G	Sidechain
5	A	1187	U	Sidechain
5	A	1195	U	Sidechain
5	A	1205	U	Sidechain
5	A	1210	A	Sidechain
5	A	1212	U	Sidechain
5	A	1214	U	Sidechain
5	A	1216	C	Sidechain
5	A	1217	U	Sidechain
5	A	1236	G	Sidechain
5	A	1241	C	Sidechain
5	A	1244	A	Sidechain
5	A	1245	G	Sidechain
5	A	1246	G	Sidechain
5	A	1251	U	Sidechain
5	A	1263	G	Sidechain
5	A	1267	G	Sidechain
5	A	1276	G	Sidechain
5	A	1277	A	Sidechain
5	A	1278	G	Sidechain
5	A	1280	G	Sidechain
5	A	1281	C	Sidechain

Continued on next page...

Continued from previous page...

Mol	Chain	Res	Type	Group
5	A	1283	U	Sidechain
5	A	1311	G	Sidechain
5	A	132	C	Sidechain
5	A	1323	A	Sidechain
5	A	1331	C	Sidechain
5	A	1338	G	Sidechain
5	A	1350	U	Sidechain
5	A	1353	C	Sidechain
5	A	1359	G	Sidechain
5	A	1361	A	Sidechain
5	A	1363	G	Sidechain
5	A	1369	C	Sidechain
5	A	1370	C	Sidechain
5	A	1389	C	Sidechain
5	A	1390	C	Sidechain
5	A	1391	U	Sidechain
5	A	1394	G	Sidechain
5	A	14	A	Sidechain
5	A	1427	G	Sidechain
5	A	1428	G	Sidechain
5	A	1429	U	Sidechain
5	A	143	G	Sidechain
5	A	1431	G	Sidechain
5	A	1432	A	Sidechain
5	A	1433	U	Sidechain
5	A	144	A	Sidechain
5	A	1449	C	Sidechain
5	A	145	G	Sidechain
5	A	1451	U	Sidechain
5	A	1460	G	Sidechain
5	A	1471	G	Sidechain
5	A	1478	G	Sidechain
5	A	1479	G	Sidechain
5	A	1492	G	Sidechain
5	A	1493	C	Sidechain
5	A	1494	G	Sidechain
5	A	1495	C	Sidechain
5	A	1499	A	Sidechain
5	A	15	G	Sidechain
5	A	1503	G	Sidechain
5	A	1508	C	Sidechain
5	A	151	U	Sidechain

Continued on next page...

Continued from previous page...

Mol	Chain	Res	Type	Group
5	A	1511	C	Sidechain
5	A	1519	C	Sidechain
5	A	1521	G	Sidechain
5	A	1525	G	Sidechain
5	A	153	C	Sidechain
5	A	1538	G	Sidechain
5	A	1542	A	Sidechain
5	A	1547	U	Sidechain
5	A	1551	C	Sidechain
5	A	1561	G	Sidechain
5	A	1567	U	Sidechain
5	A	1574	G	Sidechain
5	A	1575	A	Sidechain
5	A	1576	G	Sidechain
5	A	1577	C	Sidechain
5	A	1580	A	Sidechain
5	A	1581	A	Sidechain
5	A	1586	G	Sidechain
5	A	1587	U	Sidechain
5	A	1588	A	Sidechain
5	A	1590	C	Sidechain
5	A	1591	G	Sidechain
5	A	1596	U	Sidechain
5	A	1603	U	Sidechain
5	A	1604	C	Sidechain
5	A	1605	C	Sidechain
5	A	1606	A	Sidechain
5	A	1610	U	Sidechain
5	A	1616	G	Sidechain
5	A	1617	A	Sidechain
5	A	1625	C	Sidechain
5	A	1626	U	Sidechain
5	A	1627	A	Sidechain
5	A	163	U	Sidechain
5	A	1632	G	Sidechain
5	A	1636	A	Sidechain
5	A	1637	G	Sidechain
5	A	1642	G	Sidechain
5	A	1650	C	Sidechain
5	A	1658	G	Sidechain
5	A	1674	G	Sidechain
5	A	1676	G	Sidechain

Continued on next page...

Continued from previous page...

Mol	Chain	Res	Type	Group
5	A	1708	U	Sidechain
5	A	1711	G	Sidechain
5	A	1713	A	Sidechain
5	A	1714	A	Sidechain
5	A	1726	G	Sidechain
5	A	1730	C	Sidechain
5	A	1732	G	Sidechain
5	A	1737	U	Sidechain
5	A	1738	U	Sidechain
5	A	1741	G	Sidechain
5	A	1754	U	Sidechain
5	A	1764	U	Sidechain
5	A	178	A	Sidechain
5	A	1782	G	Sidechain
5	A	1783	C	Sidechain
5	A	1784	A	Sidechain
5	A	1815	A	Sidechain
5	A	1821	G	Sidechain
5	A	1846	G	Sidechain
5	A	1852	G	Sidechain
5	A	1857	G	Sidechain
5	A	1859	C	Sidechain
5	A	1873	U	Sidechain
5	A	1923	C	Sidechain
5	A	1929	A	Sidechain
5	A	1932	G	Sidechain
5	A	1935	G	Sidechain
5	A	1944	U	Sidechain
5	A	1958	G	Sidechain
5	A	1960	U	Sidechain
5	A	1969	U	Sidechain
5	A	1993	G	Sidechain
5	A	2013	U	Sidechain
5	A	2027	A	Sidechain
5	A	2034	A	Sidechain
5	A	2058	G	Sidechain
5	A	2064	G	Sidechain
5	A	209	U	Sidechain
5	A	210	A	Sidechain
5	A	2116	G	Sidechain
5	A	213	C	Sidechain
5	A	2131	U	Sidechain

Continued on next page...

Continued from previous page...

Mol	Chain	Res	Type	Group
5	A	2134	A	Sidechain
5	A	2139	G	Sidechain
5	A	2142	C	Sidechain
5	A	215	G	Sidechain
5	A	2156	G	Sidechain
5	A	2157	C	Sidechain
5	A	2169	G	Sidechain
5	A	2173	G	Sidechain
5	A	2176	A	Sidechain
5	A	2183	G	Sidechain
5	A	2189	G	Sidechain
5	A	2194	G	Sidechain
5	A	2195	G	Sidechain
5	A	2209	U	Sidechain
5	A	2214	G	Sidechain
5	A	2215	U	Sidechain
5	A	2249	G	Sidechain
5	A	2254	A	Sidechain
5	A	229	A	Sidechain
5	A	2294	U	Sidechain
5	A	230	A	Sidechain
5	A	2316	A	Sidechain
5	A	2317	A	Sidechain
5	A	2318	G	Sidechain
5	A	2321	U	Sidechain
5	A	2332	G	Sidechain
5	A	2333	G	Sidechain
5	A	2334	U	Sidechain
5	A	2340	A	Sidechain
5	A	2342	C	Sidechain
5	A	235	G	Sidechain
5	A	2362	A	Sidechain
5	A	2373	U	Sidechain
5	A	2374	G	Sidechain
5	A	2377	U	Sidechain
5	A	2384	C	Sidechain
5	A	2386	U	Sidechain
5	A	2388	C	Sidechain
5	A	2391	G	Sidechain
5	A	241	C	Sidechain
5	A	2415	U	Sidechain
5	A	2419	U	Sidechain

Continued on next page...

Continued from previous page...

Mol	Chain	Res	Type	Group
5	A	243	G	Sidechain
5	A	2434	G	Sidechain
5	A	2436	A	Sidechain
5	A	2440	A	Sidechain
5	A	2442	G	Sidechain
5	A	2456	C	Sidechain
5	A	246	U	Sidechain
5	A	2483	G	Sidechain
5	A	2484	G	Sidechain
5	A	2491	U	Sidechain
5	A	2499	G	Sidechain
5	A	2505	A	Sidechain
5	A	2510	G	Sidechain
5	A	2518	G	Sidechain
5	A	2519	G	Sidechain
5	A	2523	G	Sidechain
5	A	2527	C	Sidechain
5	A	2534	G	Sidechain
5	A	2540	U	Sidechain
5	A	2558	G	Sidechain
5	A	2559	U	Sidechain
5	A	2563	C	Sidechain
5	A	2564	A	Sidechain
5	A	257	G	Sidechain
5	A	2581	U	Sidechain
5	A	2606	A	Sidechain
5	A	2611	G	Sidechain
5	A	2612	G	Sidechain
5	A	2626	G	Sidechain
5	A	2627	A	Sidechain
5	A	2656	G	Sidechain
5	A	2675	C	Sidechain
5	A	2682	U	Sidechain
5	A	269	G	Sidechain
5	A	2694	A	Sidechain
5	A	27	G	Sidechain
5	A	2710	C	Sidechain
5	A	2717	G	Sidechain
5	A	2720	C	Sidechain
5	A	2723	G	Sidechain
5	A	2725	U	Sidechain
5	A	2732	C	Sidechain

Continued on next page...

Continued from previous page...

Mol	Chain	Res	Type	Group
5	A	2737	G	Sidechain
5	A	2743	G	Sidechain
5	A	2744	C	Sidechain
5	A	2748	G	Sidechain
5	A	2749	U	Sidechain
5	A	275	A	Sidechain
5	A	2750	A	Sidechain
5	A	2753	U	Sidechain
5	A	2756	G	Sidechain
5	A	2760	G	Sidechain
5	A	2761	G	Sidechain
5	A	2764	G	Sidechain
5	A	2771	G	Sidechain
5	A	2778	A	Sidechain
5	A	2783	U	Sidechain
5	A	28	A	Sidechain
5	A	2811	G	Sidechain
5	A	2822	C	Sidechain
5	A	2829	G	Sidechain
5	A	2832	G	Sidechain
5	A	2833	U	Sidechain
5	A	2834	A	Sidechain
5	A	2861	U	Sidechain
5	A	2864	G	Sidechain
5	A	2867	U	Sidechain
5	A	2878	U	Sidechain
5	A	2879	G	Sidechain
5	A	288	C	Sidechain
5	A	2884	G	Sidechain
5	A	2885	A	Sidechain
5	A	2891	G	Sidechain
5	A	2897	G	Sidechain
5	A	290	U	Sidechain
5	A	2906	U	Sidechain
5	A	2907	A	Sidechain
5	A	2908	A	Sidechain
5	A	2910	C	Sidechain
5	A	2912	A	Sidechain
5	A	2915	G	Sidechain
5	A	2917	G	Sidechain
5	A	2922	U	Sidechain
5	A	2925	C	Sidechain

Continued on next page...

Continued from previous page...

Mol	Chain	Res	Type	Group
5	A	2926	C	Sidechain
5	A	296	G	Sidechain
5	A	298	U	Sidechain
5	A	3	U	Sidechain
5	A	31	C	Sidechain
5	A	312	G	Sidechain
5	A	316	G	Sidechain
5	A	33	U	Sidechain
5	A	34	U	Sidechain
5	A	342	A	Sidechain
5	A	343	A	Sidechain
5	A	344	G	Sidechain
5	A	346	G	Sidechain
5	A	347	G	Sidechain
5	A	349	C	Sidechain
5	A	350	U	Sidechain
5	A	351	G	Sidechain
5	A	354	A	Sidechain
5	A	357	G	Sidechain
5	A	358	C	Sidechain
5	A	36	G	Sidechain
5	A	367	G	Sidechain
5	A	37	C	Sidechain
5	A	377	G	Sidechain
5	A	385	G	Sidechain
5	A	399	C	Sidechain
5	A	40	U	Sidechain
5	A	404	C	Sidechain
5	A	410	G	Sidechain
5	A	414	C	Sidechain
5	A	42	G	Sidechain
5	A	434	U	Sidechain
5	A	441	C	Sidechain
5	A	442	C	Sidechain
5	A	443	G	Sidechain
5	A	480	C	Sidechain
5	A	481	U	Sidechain
5	A	483	C	Sidechain
5	A	494	A	Sidechain
5	A	496	A	Sidechain
5	A	504	A	Sidechain
5	A	510	G	Sidechain

Continued on next page...

Continued from previous page...

Mol	Chain	Res	Type	Group
5	A	512	G	Sidechain
5	A	514	G	Sidechain
5	A	519	A	Sidechain
5	A	520	G	Sidechain
5	A	527	A	Sidechain
5	A	530	A	Sidechain
5	A	535	G	Sidechain
5	A	540	G	Sidechain
5	A	541	G	Sidechain
5	A	546	G	Sidechain
5	A	573	C	Sidechain
5	A	575	A	Sidechain
5	A	583	G	Sidechain
5	A	587	C	Sidechain
5	A	59	G	Sidechain
5	A	591	U	Sidechain
5	A	597	G	Sidechain
5	A	598	U	Sidechain
5	A	599	G	Sidechain
5	A	605	G	Sidechain
5	A	613	U	Sidechain
5	A	614	G	Sidechain
5	A	629	G	Sidechain
5	A	63	G	Sidechain
5	A	631	G	Sidechain
5	A	644	G	Sidechain
5	A	645	C	Sidechain
5	A	646	A	Sidechain
5	A	65	A	Sidechain
5	A	651	U	Sidechain
5	A	665	G	Sidechain
5	A	668	G	Sidechain
5	A	67	A	Sidechain
5	A	674	G	Sidechain
5	A	676	G	Sidechain
5	A	678	A	Sidechain
5	A	680	G	Sidechain
5	A	696	C	Sidechain
5	A	704	U	Sidechain
5	A	720	C	Sidechain
5	A	729	G	Sidechain
5	A	73	A	Sidechain

Continued on next page...

Continued from previous page...

Mol	Chain	Res	Type	Group
5	A	732	A	Sidechain
5	A	735	U	Sidechain
5	A	74	U	Sidechain
5	A	745	C	Sidechain
5	A	757	C	Sidechain
5	A	758	A	Sidechain
5	A	759	G	Sidechain
5	A	760	G	Sidechain
5	A	767	U	Sidechain
5	A	768	G	Sidechain
5	A	771	U	Sidechain
5	A	772	G	Sidechain
5	A	773	G	Sidechain
5	A	775	G	Sidechain
5	A	784	C	Sidechain
5	A	796	A	Sidechain
5	A	802	G	Sidechain
5	A	804	G	Sidechain
5	A	81	G	Sidechain
5	A	823	G	Sidechain
5	A	825	G	Sidechain
5	A	83	G	Sidechain
5	A	850	U	Sidechain
5	A	855	G	Sidechain
5	A	858	U	Sidechain
5	A	871	G	Sidechain
5	A	878	G	Sidechain
5	A	88	G	Sidechain
5	A	881	U	Sidechain
5	A	89	U	Sidechain
5	A	892	U	Sidechain
5	A	894	A	Sidechain
5	A	895	G	Sidechain
5	A	897	G	Sidechain
5	A	900	U	Sidechain
5	A	903	G	Sidechain
5	A	905	G	Sidechain
5	A	911	G	Sidechain
5	A	912	C	Sidechain
5	A	918	U	Sidechain
5	A	923	C	Sidechain
5	A	924	U	Sidechain

Continued on next page...

Continued from previous page...

Mol	Chain	Res	Type	Group
5	A	930	C	Sidechain
5	A	934	U	Sidechain
5	A	939	G	Sidechain
5	A	940	G	Sidechain
5	A	941	U	Sidechain
5	A	942	U	Sidechain
5	A	944	C	Sidechain
5	A	945	C	Sidechain
5	A	946	G	Sidechain
5	A	948	A	Sidechain
5	A	960	U	Sidechain
5	A	967	G	Sidechain
5	A	969	C	Sidechain
5	A	970	A	Sidechain
5	A	972	U	Sidechain
5	A	975	C	Sidechain
5	A	987	A	Sidechain
5	A	988	G	Sidechain
6	B	10	G	Sidechain
6	B	106	C	Sidechain
6	B	108	C	Sidechain
6	B	109	C	Sidechain
6	B	16	G	Sidechain
6	B	22	G	Sidechain
6	B	31	G	Sidechain
6	B	33	U	Sidechain
6	B	38	U	Sidechain
6	B	4	G	Sidechain
6	B	45	C	Sidechain
6	B	51	A	Sidechain
6	B	74	G	Sidechain
6	B	8	G	Sidechain
6	B	84	G	Sidechain
8	D	139	TYR	Sidechain
8	D	150	ASP	Peptide
9	E	14	ALA	Peptide
14	L	55	MET	Peptide
14	L	69	ILE	Peptide
15	N	4	ARG	Sidechain
17	P	17	LEU	Peptide
17	P	51	ARG	Sidechain
17	P	99	TYR	Sidechain

Continued on next page...

Continued from previous page...

Mol	Chain	Res	Type	Group
21	T	61	GLY	Peptide
21	T	62	LYS	Peptide
21	T	87	SER	Peptide

5.2 Too-close contacts [i](#)

In the following table, the Non-H and H(model) columns list the number of non-hydrogen atoms and hydrogen atoms in the chain respectively. The H(added) column lists the number of hydrogen atoms added and optimized by MolProbity. The Clashes column lists the number of clashes within the asymmetric unit, whereas Symm-Clashes lists symmetry-related clashes.

Mol	Chain	Non-H	H(model)	H(added)	Clashes	Symm-Clashes
1	0	433	0	454	0	0
2	2	368	0	410	0	0
3	5	910	0	944	2	0
4	6	1044	0	1098	1	0
5	A	61914	0	31166	148	0
6	B	2542	0	1288	6	0
7	C	2129	0	2225	0	0
8	D	1568	0	1635	2	0
9	E	1567	0	1652	3	0
10	F	1413	0	1479	2	0
11	G	1246	0	1273	0	0
12	J	1134	0	1178	3	0
13	K	921	0	977	0	0
14	L	1082	0	1132	3	0
15	N	962	0	995	0	0
16	O	913	0	947	4	0
17	P	916	0	987	2	0
18	Q	940	0	1005	1	0
19	R	795	0	838	0	0
20	S	868	0	930	0	0
21	T	767	0	813	0	0
22	U	780	0	838	1	0
23	X	504	0	541	0	0
24	Y	441	0	478	0	0
All	All	86157	0	55283	174	0

The all-atom clashscore is defined as the number of clashes found per 1000 atoms (including hydrogen atoms). The all-atom clashscore for this structure is 1.

All (174) close contacts within the same asymmetric unit are listed below, sorted by their clash magnitude.

Atom-1	Atom-2	Interatomic distance (Å)	Clash overlap (Å)
5:A:1799:G:H1	5:A:2011:U:H3	1.32	0.76
5:A:2557:U:H3	5:A:2564:A:H61	1.39	0.68
5:A:1672:A:H61	5:A:1684:U:H3	1.43	0.65
5:A:1339:A:C2	5:A:1679:A:C2	2.87	0.62
5:A:1976:C:H2'	5:A:1977:G:H5''	1.80	0.62
5:A:1938:C:H42	5:A:1950:G:H1	1.47	0.61
5:A:905:G:H22	5:A:966:U:H3	1.48	0.61
5:A:750:U:H3	5:A:775:G:H1	1.48	0.60
5:A:162:A:H3'	5:A:163:U:H5''	1.85	0.58
5:A:336:U:H3	5:A:391:A:H61	1.50	0.58
5:A:1070:G:H3'	5:A:1071:G:H5''	1.85	0.58
5:A:13:A:H62	5:A:571:U:H2'	1.69	0.57
5:A:1339:A:N1	5:A:1679:A:N1	2.51	0.57
5:A:321:U:H3'	5:A:322:A:H5''	1.87	0.56
5:A:1449:C:C6	5:A:1449:C:H5'	2.41	0.56
5:A:719:C:H2'	5:A:720:C:H5''	1.88	0.55
5:A:674:G:H2'	5:A:675:C:H5''	1.87	0.55
5:A:2859:G:H2'	5:A:2904:A:H61	1.70	0.55
5:A:2157:C:H42	5:A:2189:G:H1	1.55	0.55
5:A:898:U:H3	5:A:973:G:H1	1.55	0.54
5:A:2859:G:H1'	5:A:2908:A:H61	1.72	0.54
5:A:2500:A:C2	5:A:2509:C:C2	2.96	0.54
8:D:74:THR:HG22	8:D:75:ALA:H	1.72	0.53
5:A:924:U:H3	5:A:946:G:H22	1.56	0.53
5:A:2681:U:H3	5:A:2697:G:H1	1.55	0.53
5:A:719:C:C2'	5:A:720:C:H5''	2.38	0.53
5:A:1578:G:N1	5:A:1588:A:C2	2.77	0.52
5:A:451:C:H4'	5:A:452:C:H5'	1.92	0.52
5:A:1759:U:H3	5:A:1773:G:H22	1.57	0.52
5:A:1461:A:H61	5:A:1625:C:H3'	1.75	0.51
5:A:2543:U:H3	5:A:2599:G:H1	1.59	0.51
5:A:674:G:C2'	5:A:675:C:H5''	2.41	0.51
3:5:42:VAL:HG23	3:5:178:VAL:HB	1.93	0.50
6:B:37:A:H2'	6:B:38:U:C6	2.46	0.50
5:A:2196:U:H3	5:A:2200:A:H62	1.58	0.50
5:A:2858:U:H3'	5:A:2859:G:H5''	1.94	0.49
5:A:1647:U:H3'	5:A:1648:A:H5'	1.93	0.49
5:A:2856:G:H3'	5:A:2858:U:H3	1.76	0.49
5:A:584:A:C2	5:A:585:G:C5	3.01	0.49
5:A:2552:G:H2'	5:A:2553:G:H5''	1.93	0.49
5:A:1525:G:H21	5:A:1605:C:H4'	1.78	0.49
5:A:2862:A:H61	5:A:2906:U:H3	1.59	0.49

Continued on next page...

Continued from previous page...

Atom-1	Atom-2	Interatomic distance (Å)	Clash overlap (Å)
22:U:100:VAL:HG13	22:U:102:ASP:H	1.78	0.49
5:A:944:C:C4	5:A:945:C:C5	3.01	0.48
5:A:1574:G:H2'	5:A:1575:A:C2	2.48	0.48
5:A:1761:G:H3'	5:A:1762:G:C5'	2.43	0.48
5:A:45:G:H2'	5:A:218:G:C8	2.48	0.48
5:A:1530:G:H3'	5:A:1531:G:H5''	1.94	0.48
5:A:1970:C:H41	5:A:1992:C:H41	1.62	0.48
5:A:2123:A:H61	5:A:2224:U:H3	1.60	0.48
5:A:2341:U:H2'	5:A:2342:C:H5''	1.94	0.48
5:A:924:U:H2'	5:A:925:A:H5''	1.96	0.48
5:A:1976:C:C2'	5:A:1977:G:H5''	2.44	0.47
5:A:947:A:H3'	5:A:948:A:C8	2.49	0.47
5:A:1579:A:C2	5:A:1588:A:C2	3.02	0.47
5:A:760:G:H22	5:A:764:C:H5''	1.80	0.47
16:O:103:HIS:CD2	16:O:104:GLY:H	2.32	0.47
6:B:107:G:C5	6:B:108:C:C4	3.03	0.46
14:L:2:LYS:HG3	14:L:4:HIS:H	1.80	0.46
5:A:269:G:H2'	5:A:270:C:H5''	1.98	0.46
5:A:1276:G:N2	5:A:1277:A:H62	2.14	0.45
5:A:2482:A:C2	5:A:2533:U:N3	2.84	0.45
5:A:67:A:N1	5:A:74:U:C5	2.85	0.45
16:O:103:HIS:CG	16:O:104:GLY:N	2.85	0.45
16:O:63:LEU:H	16:O:63:LEU:HD13	1.81	0.45
10:F:175:MET:H	10:F:176:PRO:HD2	1.82	0.45
5:A:2730:U:H3	5:A:2735:A:H61	1.64	0.45
5:A:1627:A:H3'	5:A:1628:G:C8	2.52	0.45
5:A:321:U:H3'	5:A:322:A:C5'	2.45	0.45
5:A:1110:C:H3'	5:A:1111:U:H5''	1.98	0.45
5:A:1021:A:H3'	5:A:1022:G:H5''	1.99	0.44
5:A:19:G:C6	5:A:568:G:C6	3.05	0.44
5:A:767:U:C5	5:A:768:G:C8	3.04	0.44
5:A:1076:G:H21	5:A:2495:C:H4'	1.81	0.44
5:A:1867:C:H5''	5:A:1928:A:H61	1.82	0.44
5:A:1992:C:H3'	5:A:1993:G:C5'	2.47	0.44
5:A:42:G:C8	5:A:42:G:H5'	2.53	0.44
5:A:2904:A:C2	5:A:2907:A:N6	2.86	0.44
5:A:242:U:H3	5:A:261:C:H42	1.65	0.44
12:J:57:ILE:H	12:J:57:ILE:HD13	1.82	0.44
5:A:342:A:N6	5:A:382:G:H1	2.15	0.44
5:A:400:U:H1'	5:A:401:C:H5''	1.99	0.44
5:A:1339:A:C6	5:A:1679:A:C6	3.05	0.44

Continued on next page...

Continued from previous page...

Atom-1	Atom-2	Interatomic distance (Å)	Clash overlap (Å)
5:A:1676:G:H2'	5:A:1677:A:H5'	2.00	0.44
5:A:518:A:H2'	5:A:519:A:H5''	2.00	0.44
4:6:12:GLN:HE21	5:A:1114:G:H5'	1.83	0.43
5:A:855:G:H21	9:E:74:ARG:HB3	1.83	0.43
5:A:902:G:C2	5:A:970:A:C2	3.06	0.43
5:A:2144:G:H21	5:A:2148:A:H8	1.66	0.43
5:A:340:U:H3	5:A:385:G:H1	1.66	0.43
5:A:777:C:H2'	5:A:778:C:C6	2.53	0.43
5:A:1488:G:H1	5:A:1597:C:H42	1.64	0.43
5:A:2715:G:C5	5:A:2716:U:C4	3.06	0.43
5:A:1214:U:C4	5:A:1215:U:C4	3.07	0.43
5:A:2179:U:H2'	5:A:2180:U:C6	2.53	0.43
5:A:2716:U:C5	5:A:2717:G:C6	3.06	0.43
17:P:84:ILE:HG23	17:P:86:VAL:H	1.83	0.43
5:A:695:G:C2	5:A:696:C:C2	3.06	0.43
5:A:925:A:H61	5:A:945:C:H42	1.66	0.43
5:A:1517:A:H2'	5:A:1568:G:C2	2.53	0.43
5:A:1710:A:C3'	5:A:1711:G:H5''	2.49	0.43
5:A:65:A:H61	5:A:89:U:H3	1.67	0.43
5:A:568:G:C6	5:A:569:C:C4	3.07	0.43
5:A:1472:G:H2'	5:A:1473:A:C8	2.53	0.43
5:A:78:U:H3	5:A:107:G:H1	1.65	0.43
5:A:198:A:H61	5:A:201:C:H3'	1.84	0.43
5:A:1673:G:H2'	5:A:1674:G:C8	2.54	0.43
6:B:22:G:H21	6:B:25:A:H2	1.65	0.43
5:A:30:G:C5	5:A:31:C:C4	3.07	0.42
5:A:584:A:C2	5:A:599:G:N1	2.87	0.42
5:A:902:G:C6	5:A:903:G:C6	3.07	0.42
5:A:1067:A:C8	5:A:1067:A:H3'	2.54	0.42
5:A:1367:G:HO2'	5:A:1367:G:H8	1.67	0.42
5:A:2216:A:H2'	5:A:2217:U:H5'	2.01	0.42
9:E:126:LEU:HG	9:E:128:ASP:H	1.84	0.42
5:A:519:A:H5'	5:A:519:A:H8	1.84	0.42
5:A:26:G:C5	5:A:27:G:C6	3.07	0.42
5:A:788:G:H2'	5:A:789:C:C6	2.54	0.42
14:L:105:LEU:HG	14:L:107:ALA:H	1.84	0.42
5:A:703:G:H1'	5:A:704:U:H5	1.84	0.42
5:A:972:U:H2'	5:A:973:G:H5''	2.02	0.42
5:A:1263:G:H2'	5:A:1264:G:H5''	2.01	0.42
12:J:102:LEU:HD12	12:J:102:LEU:H	1.85	0.42
5:A:1579:A:C2	5:A:1588:A:H2	2.37	0.42

Continued on next page...

Continued from previous page...

Atom-1	Atom-2	Interatomic distance (Å)	Clash overlap (Å)
5:A:2214:G:C6	5:A:2215:U:C4	3.08	0.42
10:F:70:ALA:HB3	10:F:82:GLY:H	1.85	0.42
5:A:1178:U:H1'	12:J:78:HIS:CE1	2.54	0.42
5:A:77:U:H3	5:A:108:A:H61	1.67	0.42
5:A:1024:G:H1	5:A:1031:C:H42	1.68	0.42
9:E:38:LEU:H	9:E:38:LEU:HD23	1.84	0.42
5:A:354:A:N6	5:A:1251:U:H3	2.17	0.42
5:A:768:G:C6	5:A:769:A:C6	3.08	0.42
5:A:1712:G:H22	5:A:2020:U:H3'	1.85	0.42
5:A:2146:A:H4'	5:A:2176:A:C2	2.54	0.42
8:D:156:LYS:H	8:D:156:LYS:HD2	1.85	0.42
3:5:17:ARG:HA	3:5:211:ASN:HD21	1.84	0.41
5:A:686:C:H2'	5:A:687:U:C6	2.55	0.41
5:A:898:U:C2	5:A:974:A:C2	3.08	0.41
5:A:412:A:C8	5:A:414:C:C5	3.08	0.41
5:A:1084:A:H2'	5:A:1085:G:H5''	2.03	0.41
5:A:1709:A:H61	5:A:2025:C:H42	1.68	0.41
5:A:674:G:H2'	5:A:675:C:C5'	2.50	0.41
5:A:856:G:H2'	5:A:857:U:C6	2.56	0.41
5:A:2294:U:C4	5:A:2295:A:C6	3.08	0.41
5:A:2731:G:H21	5:A:2733:C:N4	2.18	0.41
6:B:108:C:C4	6:B:109:C:C4	3.09	0.41
17:P:35:GLY:H	17:P:82:ALA:HB1	1.85	0.41
5:A:2889:A:C2	5:A:2890:U:C2	3.07	0.41
5:A:630:A:C2	5:A:857:U:H1'	2.55	0.41
5:A:2484:G:C5	5:A:2485:C:C4	3.08	0.41
5:A:2626:G:C5	5:A:2627:A:C6	3.09	0.41
5:A:1365:U:C6	5:A:1366:C:C5	3.09	0.41
5:A:1428:G:C2	5:A:1429:U:C2	3.09	0.41
5:A:2626:G:C2	5:A:2627:A:C2	3.09	0.41
5:A:2831:A:C2	5:A:2832:G:C4	3.09	0.41
18:Q:88:ILE:HG13	18:Q:89:GLU:H	1.86	0.41
5:A:2715:G:C6	5:A:2716:U:C4	3.08	0.41
5:A:1339:A:C2	5:A:1679:A:N1	2.90	0.40
5:A:1515:C:H2'	5:A:1516:A:C8	2.57	0.40
5:A:2775:U:H2'	5:A:2776:G:H5'	2.03	0.40
6:B:1:U:H3	6:B:115:G:H1	1.68	0.40
5:A:152:C:H2'	5:A:153:C:C6	2.56	0.40
5:A:629:G:H5'	5:A:1288:G:H21	1.86	0.40
5:A:1098:C:H2'	5:A:1099:C:C5	2.55	0.40
5:A:1553:A:C5	5:A:1554:U:C2	3.10	0.40

Continued on next page...

Continued from previous page...

Atom-1	Atom-2	Interatomic distance (Å)	Clash overlap (Å)
5:A:2130:G:H2'	5:A:2131:U:H5''	2.03	0.40
5:A:2259:G:C6	5:A:2260:U:C4	3.10	0.40
5:A:2753:U:H2'	5:A:2754:A:C8	2.56	0.40
16:O:3:THR:HG23	16:O:4:LYS:H	1.86	0.40
5:A:67:A:C2	5:A:74:U:C6	3.09	0.40
5:A:719:C:H2'	5:A:720:C:C5'	2.50	0.40
5:A:720:C:H41	14:L:42:SER:HB2	1.86	0.40
5:A:2444:G:C6	5:A:2445:C:N3	2.90	0.40
6:B:73:G:C6	6:B:74:G:C6	3.09	0.40

There are no symmetry-related clashes.

5.3 Torsion angles [i](#)

5.3.1 Protein backbone [i](#)

In the following table, the Percentiles column shows the percent Ramachandran outliers of the chain as a percentile score with respect to all PDB entries followed by that with respect to all EM entries.

The Analysed column shows the number of residues for which the backbone conformation was analysed, and the total number of residues.

Mol	Chain	Analysed	Favoured	Allowed	Outliers	Percentiles	
1	0	53/59 (90%)	40 (76%)	10 (19%)	3 (6%)	1	18
2	2	42/44 (96%)	38 (90%)	2 (5%)	2 (5%)	2	21
3	5	116/232 (50%)	96 (83%)	11 (10%)	9 (8%)	1	13
4	6	139/141 (99%)	117 (84%)	15 (11%)	7 (5%)	2	20
7	C	275/277 (99%)	224 (82%)	33 (12%)	18 (6%)	1	16
8	D	204/209 (98%)	158 (78%)	38 (19%)	8 (4%)	3	23
9	E	204/207 (99%)	166 (81%)	19 (9%)	19 (9%)	0	11
10	F	177/179 (99%)	136 (77%)	27 (15%)	14 (8%)	1	13
11	G	161/179 (90%)	150 (93%)	9 (6%)	2 (1%)	13	50
12	J	141/145 (97%)	117 (83%)	14 (10%)	10 (7%)	1	14
13	K	120/122 (98%)	103 (86%)	11 (9%)	6 (5%)	2	20
14	L	144/146 (99%)	105 (73%)	24 (17%)	15 (10%)	0	8
15	N	118/120 (98%)	96 (81%)	19 (16%)	3 (2%)	5	32

Continued on next page...

Continued from previous page...

Mol	Chain	Analysed	Favoured	Allowed	Outliers	Percentiles	
16	O	118/120 (98%)	87 (74%)	18 (15%)	13 (11%)	0	7
17	P	110/115 (96%)	71 (64%)	23 (21%)	16 (14%)	0	4
18	Q	115/119 (97%)	104 (90%)	10 (9%)	1 (1%)	17	57
19	R	100/102 (98%)	79 (79%)	13 (13%)	8 (8%)	1	12
20	S	110/113 (97%)	97 (88%)	8 (7%)	5 (4%)	2	22
21	T	93/95 (98%)	70 (75%)	14 (15%)	9 (10%)	0	10
22	U	101/103 (98%)	71 (70%)	18 (18%)	12 (12%)	0	6
23	X	59/66 (89%)	53 (90%)	4 (7%)	2 (3%)	3	26
24	Y	54/59 (92%)	47 (87%)	5 (9%)	2 (4%)	3	24
All	All	2754/2952 (93%)	2225 (81%)	345 (12%)	184 (7%)	2	15

All (184) Ramachandran outliers are listed below:

Mol	Chain	Res	Type
3	5	41	THR
3	5	209	VAL
3	5	212	VAL
4	6	93	ASN
7	C	34	LEU
7	C	40	LYS
7	C	260	ARG
7	C	266	SER
9	E	22	SER
9	E	75	GLN
9	E	147	SER
9	E	162	ALA
10	F	22	TYR
10	F	118	SER
10	F	132	ILE
14	L	10	GLU
14	L	57	LEU
14	L	73	GLU
14	L	74	TYR
16	O	34	PHE
16	O	56	ALA
17	P	16	ASP
17	P	19	ALA
17	P	25	THR
17	P	63	LYS

Continued on next page...

Continued from previous page...

Mol	Chain	Res	Type
17	P	80	LYS
17	P	86	VAL
18	Q	89	GLU
19	R	48	VAL
20	S	41	ARG
20	S	90	MET
21	T	69	TYR
21	T	85	ALA
22	U	25	ALA
22	U	26	ALA
22	U	41	VAL
22	U	61	ALA
22	U	74	LYS
23	X	30	PHE
1	0	49	TYR
2	2	38	GLY
3	5	199	ALA
7	C	27	ASP
7	C	143	ASN
7	C	156	ARG
7	C	199	GLN
8	D	128	GLN
8	D	145	SER
8	D	206	VAL
9	E	66	ARG
9	E	121	ASN
10	F	38	MET
10	F	67	VAL
10	F	89	VAL
10	F	152	MET
12	J	27	GLY
12	J	46	THR
12	J	127	ARG
13	K	110	ASN
14	L	15	THR
14	L	107	ALA
14	L	119	LYS
14	L	145	VAL
16	O	12	LEU
16	O	93	VAL
16	O	102	TYR
17	P	65	SER

Continued on next page...

Continued from previous page...

Mol	Chain	Res	Type
17	P	92	VAL
17	P	113	ILE
21	T	62	LYS
21	T	65	ARG
21	T	66	VAL
2	2	42	LEU
3	5	4	LYS
3	5	52	PRO
3	5	201	PRO
4	6	19	ASN
7	C	32	SER
8	D	48	ALA
9	E	7	TYR
9	E	11	GLY
9	E	15	GLY
9	E	26	ILE
9	E	49	HIS
9	E	81	PRO
9	E	82	GLN
9	E	157	ALA
10	F	175	MET
11	G	159	LYS
12	J	126	TYR
14	L	20	GLY
14	L	24	GLY
14	L	56	PRO
14	L	64	ARG
14	L	65	GLY
15	N	7	GLY
16	O	37	ASN
16	O	41	TYR
16	O	61	LYS
16	O	100	TYR
16	O	104	GLY
17	P	21	ARG
17	P	31	LYS
17	P	96	LYS
19	R	29	ALA
19	R	31	GLU
19	R	43	GLY
19	R	44	ASP
20	S	99	ARG

Continued on next page...

Continued from previous page...

Mol	Chain	Res	Type
21	T	3	ASP
21	T	9	LYS
22	U	5	LYS
22	U	8	LYS
22	U	12	ILE
22	U	94	ALA
24	Y	16	PRO
1	0	43	CYS
3	5	206	GLY
4	6	26	PRO
4	6	27	ALA
7	C	52	ARG
7	C	68	LYS
7	C	232	HIS
8	D	37	GLN
8	D	87	GLU
9	E	36	ALA
9	E	95	ARG
10	F	68	THR
12	J	41	HIS
12	J	49	VAL
13	K	26	GLY
13	K	35	ILE
13	K	81	GLU
13	K	91	LYS
14	L	139	ALA
15	N	73	GLU
15	N	112	ALA
16	O	22	LEU
16	O	47	ASP
17	P	37	ARG
21	T	70	THR
22	U	53	GLN
23	X	40	THR
3	5	179	SER
4	6	30	GLN
7	C	37	LEU
7	C	84	ASP
7	C	123	ASP
7	C	155	VAL
8	D	86	VAL
8	D	149	VAL

Continued on next page...

Continued from previous page...

Mol	Chain	Res	Type
9	E	167	ALA
10	F	45	GLN
12	J	13	GLU
12	J	66	THR
12	J	85	LEU
16	O	52	THR
17	P	59	PHE
17	P	98	TYR
19	R	98	GLU
20	S	12	ILE
21	T	31	ASP
1	0	45	ALA
4	6	119	ALA
9	E	58	ARG
10	F	81	GLU
10	F	109	PRO
10	F	110	ARG
11	G	166	GLU
12	J	110	LEU
14	L	105	LEU
17	P	38	GLU
22	U	33	VAL
22	U	42	LYS
24	Y	28	LEU
13	K	27	GLY
19	R	17	GLY
7	C	36	PRO
7	C	99	GLY
9	E	181	ILE
4	6	97	VAL
10	F	44	VAL
19	R	42	GLY
20	S	35	ILE

5.3.2 Protein sidechains [i](#)

In the following table, the Percentiles column shows the percent sidechain outliers of the chain as a percentile score with respect to all PDB entries followed by that with respect to all EM entries.

The Analysed column shows the number of residues for which the sidechain conformation was analysed, and the total number of residues.

Mol	Chain	Analysed	Rotameric	Outliers	Percentiles	
1	0	49/53 (92%)	49 (100%)	0	100	100
2	2	39/39 (100%)	38 (97%)	1 (3%)	46	66
3	5	98/185 (53%)	93 (95%)	5 (5%)	24	48
4	6	110/110 (100%)	110 (100%)	0	100	100
7	C	225/225 (100%)	213 (95%)	12 (5%)	22	47
8	D	167/170 (98%)	157 (94%)	10 (6%)	19	44
9	E	169/170 (99%)	163 (96%)	6 (4%)	35	59
10	F	154/154 (100%)	147 (96%)	7 (4%)	27	52
11	G	138/151 (91%)	133 (96%)	5 (4%)	35	59
12	J	122/123 (99%)	113 (93%)	9 (7%)	13	38
13	K	101/101 (100%)	98 (97%)	3 (3%)	41	63
14	L	110/110 (100%)	107 (97%)	3 (3%)	44	65
15	N	100/100 (100%)	97 (97%)	3 (3%)	41	63
16	O	93/93 (100%)	90 (97%)	3 (3%)	39	61
17	P	97/100 (97%)	90 (93%)	7 (7%)	14	39
18	Q	96/98 (98%)	95 (99%)	1 (1%)	76	86
19	R	84/84 (100%)	79 (94%)	5 (6%)	19	44
20	S	93/93 (100%)	91 (98%)	2 (2%)	52	71
21	T	85/85 (100%)	83 (98%)	2 (2%)	49	69
22	U	87/87 (100%)	84 (97%)	3 (3%)	37	60
23	X	54/57 (95%)	51 (94%)	3 (6%)	21	46
24	Y	51/53 (96%)	51 (100%)	0	100	100
All	All	2322/2441 (95%)	2232 (96%)	90 (4%)	36	56

All (90) residues with a non-rotameric sidechain are listed below:

Mol	Chain	Res	Type
2	2	19	ARG
3	5	3	LYS
3	5	7	LYS
3	5	47	ARG
3	5	212	VAL
3	5	217	THR
7	C	13	ARG
7	C	14	ARG

Continued on next page...

Continued from previous page...

Mol	Chain	Res	Type
7	C	40	LYS
7	C	68	LYS
7	C	77	ARG
7	C	91	ILE
7	C	116	ILE
7	C	154	LEU
7	C	164	VAL
7	C	182	ARG
7	C	201	GLU
7	C	274	ARG
8	D	18	GLU
8	D	37	GLN
8	D	42	GLU
8	D	74	THR
8	D	92	GLU
8	D	98	LYS
8	D	115	LYS
8	D	130	ARG
8	D	141	ARG
8	D	167	GLU
9	E	34	PHE
9	E	38	LEU
9	E	66	ARG
9	E	83	TRP
9	E	196	LYS
9	E	206	LEU
10	F	8	TYR
10	F	79	LEU
10	F	94	GLU
10	F	96	MET
10	F	153	ASP
10	F	157	VAL
10	F	169	LEU
11	G	28	LYS
11	G	96	ARG
11	G	99	LYS
11	G	120	GLU
11	G	164	ARG
12	J	2	ARG
12	J	26	LEU
12	J	46	THR
12	J	57	ILE

Continued on next page...

Continued from previous page...

Mol	Chain	Res	Type
12	J	69	LYS
12	J	73	LYS
12	J	126	TYR
12	J	130	GLU
12	J	134	GLU
13	K	3	GLN
13	K	53	LYS
13	K	90	ASP
14	L	50	PHE
14	L	51	GLU
14	L	55	MET
15	N	8	ARG
15	N	14	LYS
15	N	93	GLU
16	O	63	LEU
16	O	94	VAL
16	O	97	ARG
17	P	37	ARG
17	P	38	GLU
17	P	48	ILE
17	P	64	ILE
17	P	74	PHE
17	P	85	GLU
17	P	104	ARG
18	Q	66	ASN
19	R	10	LYS
19	R	28	GLU
19	R	36	GLU
19	R	54	GLU
19	R	98	GLU
20	S	2	GLN
20	S	11	ARG
21	T	57	MET
21	T	91	GLU
22	U	15	LYS
22	U	33	VAL
22	U	90	LYS
23	X	15	GLU
23	X	17	LYS
23	X	45	GLU

Sometimes sidechains can be flipped to improve hydrogen bonding and reduce clashes. All (17) such sidechains are listed below:

Mol	Chain	Res	Type
1	0	19	HIS
2	2	16	HIS
3	5	211	ASN
4	6	117	ASN
7	C	95	ASN
8	D	50	GLN
10	F	2	ASN
10	F	37	ASN
10	F	172	GLN
11	G	23	ASN
11	G	39	HIS
13	K	3	GLN
14	L	38	GLN
15	N	61	GLN
16	O	103	HIS
17	P	77	HIS
20	S	2	GLN

5.3.3 RNA [i](#)

Mol	Chain	Analysed	Backbone Outliers	Pucker Outliers
5	A	2882/2927 (98%)	895 (31%)	205 (7%)
6	B	118/119 (99%)	24 (20%)	3 (2%)
All	All	3000/3046 (98%)	919 (30%)	208 (6%)

All (919) RNA backbone outliers are listed below:

Mol	Chain	Res	Type
5	A	2	G
5	A	3	U
5	A	4	U
5	A	8	U
5	A	10	A
5	A	11	G
5	A	12	A
5	A	13	A
5	A	14	A
5	A	41	A
5	A	42	G
5	A	46	C
5	A	50	U
5	A	51	G

Continued on next page...

Continued from previous page...

Mol	Chain	Res	Type
5	A	61	A
5	A	64	A
5	A	71	A
5	A	72	U
5	A	74	U
5	A	75	G
5	A	82	G
5	A	83	G
5	A	84	A
5	A	85	G
5	A	88	G
5	A	90	A
5	A	91	A
5	A	93	C
5	A	95	A
5	A	96	G
5	A	99	U
5	A	100	U
5	A	101	G
5	A	104	C
5	A	111	U
5	A	112	U
5	A	117	A
5	A	118	A
5	A	119	U
5	A	121	G
5	A	124	A
5	A	125	A
5	A	138	U
5	A	140	A
5	A	147	G
5	A	150	A
5	A	151	U
5	A	152	C
5	A	153	C
5	A	161	A
5	A	163	U
5	A	164	U
5	A	176	A
5	A	177	G
5	A	179	A
5	A	180	G

Continued on next page...

Continued from previous page...

Mol	Chain	Res	Type
5	A	183	A
5	A	186	C
5	A	187	C
5	A	196	U
5	A	199	A
5	A	202	A
5	A	207	A
5	A	208	G
5	A	218	G
5	A	219	A
5	A	222	A
5	A	224	A
5	A	225	A
5	A	226	A
5	A	230	A
5	A	231	A
5	A	232	U
5	A	233	G
5	A	236	A
5	A	247	A
5	A	248	G
5	A	251	G
5	A	264	G
5	A	270	C
5	A	275	A
5	A	283	G
5	A	287	G
5	A	291	C
5	A	298	U
5	A	299	U
5	A	300	G
5	A	301	U
5	A	302	A
5	A	309	U
5	A	310	C
5	A	311	U
5	A	312	G
5	A	313	U
5	A	314	A
5	A	315	C
5	A	317	G
5	A	318	A

Continued on next page...

Continued from previous page...

Mol	Chain	Res	Type
5	A	319	G
5	A	321	U
5	A	322	A
5	A	323	C
5	A	324	A
5	A	325	A
5	A	326	A
5	A	327	G
5	A	331	C
5	A	344	G
5	A	345	A
5	A	346	G
5	A	353	A
5	A	354	A
5	A	355	A
5	A	361	G
5	A	362	C
5	A	366	A
5	A	373	A
5	A	374	A
5	A	375	C
5	A	376	A
5	A	377	G
5	A	390	A
5	A	393	U
5	A	396	G
5	A	397	U
5	A	399	C
5	A	400	U
5	A	401	C
5	A	402	U
5	A	403	C
5	A	406	G
5	A	407	A
5	A	408	G
5	A	410	G
5	A	411	G
5	A	412	A
5	A	413	U
5	A	414	C
5	A	415	C
5	A	431	A

Continued on next page...

Continued from previous page...

Mol	Chain	Res	Type
5	A	433	G
5	A	434	U
5	A	435	G
5	A	436	A
5	A	437	A
5	A	443	G
5	A	451	C
5	A	452	C
5	A	453	G
5	A	458	G
5	A	459	A
5	A	475	A
5	A	476	A
5	A	482	C
5	A	485	U
5	A	486	A
5	A	488	U
5	A	491	C
5	A	498	U
5	A	499	G
5	A	500	A
5	A	502	C
5	A	504	A
5	A	512	G
5	A	513	A
5	A	517	A
5	A	519	A
5	A	520	G
5	A	522	U
5	A	527	A
5	A	528	G
5	A	540	G
5	A	546	G
5	A	550	G
5	A	551	A
5	A	554	U
5	A	555	C
5	A	571	U
5	A	573	C
5	A	574	A
5	A	576	G
5	A	577	U

Continued on next page...

Continued from previous page...

Mol	Chain	Res	Type
5	A	578	A
5	A	579	G
5	A	583	G
5	A	589	G
5	A	593	A
5	A	594	C
5	A	600	A
5	A	601	U
5	A	606	U
5	A	607	G
5	A	610	U
5	A	611	U
5	A	612	U
5	A	615	U
5	A	617	G
5	A	619	A
5	A	629	G
5	A	630	A
5	A	631	G
5	A	632	U
5	A	646	A
5	A	647	A
5	A	648	G
5	A	651	U
5	A	658	A
5	A	659	A
5	A	660	G
5	A	661	A
5	A	662	U
5	A	663	G
5	A	667	A
5	A	668	G
5	A	673	A
5	A	675	C
5	A	678	A
5	A	679	A
5	A	683	A
5	A	691	U
5	A	692	A
5	A	697	G
5	A	698	C
5	A	699	A

Continued on next page...

Continued from previous page...

Mol	Chain	Res	Type
5	A	700	U
5	A	701	G
5	A	703	G
5	A	704	U
5	A	716	G
5	A	717	A
5	A	720	C
5	A	733	U
5	A	734	C
5	A	755	U
5	A	756	U
5	A	768	G
5	A	769	A
5	A	777	C
5	A	789	C
5	A	794	U
5	A	795	G
5	A	800	G
5	A	809	U
5	A	811	A
5	A	812	G
5	A	823	G
5	A	824	G
5	A	828	A
5	A	829	A
5	A	831	U
5	A	832	G
5	A	833	C
5	A	835	A
5	A	836	A
5	A	837	U
5	A	838	C
5	A	840	A
5	A	852	G
5	A	853	C
5	A	859	C
5	A	866	A
5	A	868	A
5	A	874	U
5	A	875	U
5	A	876	A
5	A	877	G

Continued on next page...

Continued from previous page...

Mol	Chain	Res	Type
5	A	878	G
5	A	895	G
5	A	901	U
5	A	904	A
5	A	906	G
5	A	912	C
5	A	913	A
5	A	919	U
5	A	925	A
5	A	932	C
5	A	933	C
5	A	934	U
5	A	937	C
5	A	938	G
5	A	942	U
5	A	943	A
5	A	944	C
5	A	945	C
5	A	946	G
5	A	948	A
5	A	954	U
5	A	957	A
5	A	964	A
5	A	973	G
5	A	976	U
5	A	977	U
5	A	985	G
5	A	987	A
5	A	990	C
5	A	992	G
5	A	998	G
5	A	999	A
5	A	1007	G
5	A	1008	A
5	A	1019	A
5	A	1020	A
5	A	1021	A
5	A	1022	G
5	A	1027	A
5	A	1028	C
5	A	1029	A
5	A	1030	G

Continued on next page...

Continued from previous page...

Mol	Chain	Res	Type
5	A	1031	C
5	A	1035	G
5	A	1037	C
5	A	1042	A
5	A	1051	C
5	A	1054	A
5	A	1055	A
5	A	1057	G
5	A	1058	U
5	A	1059	A
5	A	1066	A
5	A	1068	G
5	A	1071	G
5	A	1072	A
5	A	1079	U
5	A	1080	G
5	A	1081	U
5	A	1085	G
5	A	1090	U
5	A	1091	U
5	A	1092	A
5	A	1094	A
5	A	1095	C
5	A	1099	C
5	A	1103	A
5	A	1105	G
5	A	1106	U
5	A	1107	U
5	A	1108	G
5	A	1111	U
5	A	1113	A
5	A	1114	G
5	A	1115	A
5	A	1116	A
5	A	1117	G
5	A	1118	C
5	A	1119	A
5	A	1121	C
5	A	1123	A
5	A	1124	C
5	A	1125	C
5	A	1129	U

Continued on next page...

Continued from previous page...

Mol	Chain	Res	Type
5	A	1130	A
5	A	1131	A
5	A	1133	G
5	A	1134	A
5	A	1135	G
5	A	1145	G
5	A	1153	G
5	A	1154	U
5	A	1156	G
5	A	1158	G
5	A	1160	G
5	A	1161	A
5	A	1163	U
5	A	1173	A
5	A	1174	A
5	A	1175	A
5	A	1176	U
5	A	1177	G
5	A	1178	U
5	A	1179	A
5	A	1181	C
5	A	1182	G
5	A	1188	A
5	A	1201	A
5	A	1209	G
5	A	1210	A
5	A	1211	C
5	A	1212	U
5	A	1215	U
5	A	1216	C
5	A	1217	U
5	A	1218	U
5	A	1221	A
5	A	1222	A
5	A	1226	U
5	A	1227	G
5	A	1228	G
5	A	1231	G
5	A	1244	A
5	A	1245	G
5	A	1246	G
5	A	1250	G

Continued on next page...

Continued from previous page...

Mol	Chain	Res	Type
5	A	1251	U
5	A	1252	G
5	A	1260	A
5	A	1261	C
5	A	1262	C
5	A	1264	G
5	A	1269	A
5	A	1270	C
5	A	1271	U
5	A	1276	G
5	A	1277	A
5	A	1284	A
5	A	1288	G
5	A	1292	G
5	A	1293	A
5	A	1295	U
5	A	1296	G
5	A	1305	A
5	A	1311	G
5	A	1312	A
5	A	1314	A
5	A	1316	A
5	A	1325	A
5	A	1326	A
5	A	1331	C
5	A	1339	A
5	A	1340	A
5	A	1341	U
5	A	1350	U
5	A	1353	C
5	A	1358	G
5	A	1360	A
5	A	1366	C
5	A	1371	G
5	A	1380	U
5	A	1381	A
5	A	1382	G
5	A	1388	A
5	A	1389	C
5	A	1391	U
5	A	1398	A
5	A	1404	A

Continued on next page...

Continued from previous page...

Mol	Chain	Res	Type
5	A	1405	A
5	A	1417	A
5	A	1418	U
5	A	1419	G
5	A	1422	C
5	A	1423	A
5	A	1424	A
5	A	1426	A
5	A	1427	G
5	A	1431	G
5	A	1435	U
5	A	1437	C
5	A	1438	C
5	A	1445	A
5	A	1446	C
5	A	1449	C
5	A	1451	U
5	A	1455	C
5	A	1457	U
5	A	1458	U
5	A	1459	U
5	A	1460	G
5	A	1461	A
5	A	1462	G
5	A	1463	C
5	A	1467	G
5	A	1473	A
5	A	1474	C
5	A	1482	G
5	A	1483	A
5	A	1484	U
5	A	1489	U
5	A	1490	A
5	A	1493	C
5	A	1494	G
5	A	1495	C
5	A	1496	G
5	A	1497	G
5	A	1498	U
5	A	1500	U
5	A	1501	U
5	A	1504	A

Continued on next page...

Continued from previous page...

Mol	Chain	Res	Type
5	A	1505	U
5	A	1507	U
5	A	1508	C
5	A	1513	U
5	A	1514	C
5	A	1518	G
5	A	1522	U
5	A	1523	U
5	A	1525	G
5	A	1529	G
5	A	1531	G
5	A	1536	A
5	A	1539	C
5	A	1540	A
5	A	1541	A
5	A	1542	A
5	A	1543	U
5	A	1544	C
5	A	1545	C
5	A	1548	U
5	A	1551	C
5	A	1555	A
5	A	1556	A
5	A	1557	G
5	A	1562	A
5	A	1563	G
5	A	1565	U
5	A	1566	G
5	A	1567	U
5	A	1569	A
5	A	1575	A
5	A	1576	G
5	A	1577	C
5	A	1581	A
5	A	1582	U
5	A	1583	A
5	A	1584	U
5	A	1585	A
5	A	1586	G
5	A	1590	C
5	A	1591	G
5	A	1592	A

Continued on next page...

Continued from previous page...

Mol	Chain	Res	Type
5	A	1594	G
5	A	1596	U
5	A	1606	A
5	A	1607	C
5	A	1614	A
5	A	1615	A
5	A	1617	A
5	A	1626	U
5	A	1627	A
5	A	1628	G
5	A	1629	C
5	A	1630	G
5	A	1631	A
5	A	1633	G
5	A	1636	A
5	A	1648	A
5	A	1653	A
5	A	1654	A
5	A	1658	G
5	A	1659	A
5	A	1660	C
5	A	1662	C
5	A	1663	A
5	A	1677	A
5	A	1678	G
5	A	1679	A
5	A	1680	A
5	A	1685	A
5	A	1691	A
5	A	1693	C
5	A	1697	A
5	A	1698	G
5	A	1699	A
5	A	1711	G
5	A	1712	G
5	A	1719	G
5	A	1721	A
5	A	1724	A
5	A	1735	A
5	A	1739	C
5	A	1740	G
5	A	1743	A

Continued on next page...

Continued from previous page...

Mol	Chain	Res	Type
5	A	1744	G
5	A	1746	A
5	A	1748	G
5	A	1761	G
5	A	1762	G
5	A	1765	G
5	A	1768	A
5	A	1769	G
5	A	1771	C
5	A	1772	C
5	A	1777	G
5	A	1785	G
5	A	1786	U
5	A	1787	G
5	A	1788	A
5	A	1789	A
5	A	1790	U
5	A	1792	G
5	A	1793	G
5	A	1802	A
5	A	1806	U
5	A	1809	A
5	A	1810	G
5	A	1812	A
5	A	1813	A
5	A	1814	A
5	A	1815	A
5	A	1816	A
5	A	1817	C
5	A	1820	A
5	A	1821	G
5	A	1828	G
5	A	1829	C
5	A	1830	G
5	A	1845	A
5	A	1849	U
5	A	1858	A
5	A	1864	G
5	A	1867	C
5	A	1874	G
5	A	1876	A
5	A	1877	A

Continued on next page...

Continued from previous page...

Mol	Chain	Res	Type
5	A	1922	C
5	A	1923	C
5	A	1924	C
5	A	1930	A
5	A	1936	G
5	A	1938	C
5	A	1940	U
5	A	1941	A
5	A	1944	U
5	A	1946	U
5	A	1949	C
5	A	1950	G
5	A	1953	C
5	A	1954	C
5	A	1955	U
5	A	1956	A
5	A	1957	A
5	A	1958	G
5	A	1959	G
5	A	1965	A
5	A	1966	A
5	A	1967	A
5	A	1968	U
5	A	1969	U
5	A	1970	C
5	A	1971	C
5	A	1977	G
5	A	1984	U
5	A	1992	C
5	A	1993	G
5	A	1994	C
5	A	1996	C
5	A	1999	A
5	A	2000	A
5	A	2001	G
5	A	2010	A
5	A	2011	U
5	A	2016	G
5	A	2021	G
5	A	2022	U
5	A	2026	A
5	A	2028	C

Continued on next page...

Continued from previous page...

Mol	Chain	Res	Type
5	A	2050	G
5	A	2051	U
5	A	2052	A
5	A	2059	A
5	A	2060	A
5	A	2061	G
5	A	2062	A
5	A	2063	U
5	A	2065	C
5	A	2072	C
5	A	2081	G
5	A	2084	C
5	A	2088	A
5	A	2090	G
5	A	2098	G
5	A	2121	U
5	A	2122	G
5	A	2125	U
5	A	2128	U
5	A	2129	G
5	A	2131	U
5	A	2132	A
5	A	2133	C
5	A	2134	A
5	A	2136	C
5	A	2137	U
5	A	2139	G
5	A	2140	U
5	A	2145	G
5	A	2148	A
5	A	2154	G
5	A	2155	A
5	A	2156	G
5	A	2158	C
5	A	2159	U
5	A	2160	U
5	A	2161	G
5	A	2162	G
5	A	2163	A
5	A	2175	C
5	A	2176	A
5	A	2188	G

Continued on next page...

Continued from previous page...

Mol	Chain	Res	Type
5	A	2189	G
5	A	2193	C
5	A	2194	G
5	A	2195	G
5	A	2201	U
5	A	2202	A
5	A	2203	C
5	A	2207	C
5	A	2208	C
5	A	2210	G
5	A	2214	G
5	A	2215	U
5	A	2216	A
5	A	2218	U
5	A	2219	G
5	A	2220	A
5	A	2222	C
5	A	2227	A
5	A	2229	C
5	A	2233	C
5	A	2240	U
5	A	2242	U
5	A	2253	G
5	A	2254	A
5	A	2267	G
5	A	2268	G
5	A	2272	U
5	A	2274	U
5	A	2283	C
5	A	2294	U
5	A	2295	A
5	A	2297	A
5	A	2298	A
5	A	2299	G
5	A	2304	C
5	A	2312	C
5	A	2315	A
5	A	2316	A
5	A	2317	A
5	A	2333	G
5	A	2336	G
5	A	2337	G

Continued on next page...

Continued from previous page...

Mol	Chain	Res	Type
5	A	2338	A
5	A	2339	A
5	A	2341	U
5	A	2342	C
5	A	2345	U
5	A	2348	C
5	A	2349	A
5	A	2350	G
5	A	2360	G
5	A	2363	C
5	A	2365	A
5	A	2376	C
5	A	2379	C
5	A	2383	A
5	A	2384	C
5	A	2385	C
5	A	2386	U
5	A	2387	A
5	A	2390	A
5	A	2405	A
5	A	2408	G
5	A	2412	G
5	A	2414	C
5	A	2417	A
5	A	2421	A
5	A	2424	C
5	A	2428	G
5	A	2431	U
5	A	2434	G
5	A	2435	C
5	A	2452	U
5	A	2453	C
5	A	2454	A
5	A	2457	G
5	A	2458	G
5	A	2459	A
5	A	2460	U
5	A	2461	A
5	A	2463	A
5	A	2464	A
5	A	2468	A
5	A	2469	C

Continued on next page...

Continued from previous page...

Mol	Chain	Res	Type
5	A	2470	C
5	A	2479	A
5	A	2494	C
5	A	2498	A
5	A	2499	G
5	A	2500	A
5	A	2501	G
5	A	2502	U
5	A	2504	C
5	A	2505	A
5	A	2506	C
5	A	2507	A
5	A	2511	A
5	A	2512	C
5	A	2520	U
5	A	2521	U
5	A	2525	C
5	A	2526	A
5	A	2528	C
5	A	2531	G
5	A	2532	A
5	A	2534	G
5	A	2535	U
5	A	2536	C
5	A	2547	A
5	A	2548	U
5	A	2549	C
5	A	2553	G
5	A	2558	G
5	A	2559	U
5	A	2560	A
5	A	2563	C
5	A	2571	A
5	A	2572	G
5	A	2583	U
5	A	2595	A
5	A	2596	G
5	A	2602	C
5	A	2605	G
5	A	2606	A
5	A	2607	G
5	A	2612	G

Continued on next page...

Continued from previous page...

Mol	Chain	Res	Type
5	A	2614	U
5	A	2621	G
5	A	2631	A
5	A	2639	C
5	A	2640	C
5	A	2641	C
5	A	2643	A
5	A	2644	U
5	A	2657	C
5	A	2658	A
5	A	2659	G
5	A	2660	G
5	A	2670	A
5	A	2682	U
5	A	2683	A
5	A	2686	A
5	A	2702	G
5	A	2704	A
5	A	2708	A
5	A	2711	G
5	A	2718	U
5	A	2719	A
5	A	2720	C
5	A	2731	G
5	A	2732	C
5	A	2743	G
5	A	2744	C
5	A	2749	U
5	A	2755	U
5	A	2756	G
5	A	2762	A
5	A	2777	A
5	A	2779	A
5	A	2781	C
5	A	2784	C
5	A	2786	A
5	A	2790	A
5	A	2791	U
5	A	2792	G
5	A	2794	A
5	A	2807	A
5	A	2808	U

Continued on next page...

Continued from previous page...

Mol	Chain	Res	Type
5	A	2809	G
5	A	2810	A
5	A	2816	C
5	A	2818	C
5	A	2819	A
5	A	2821	U
5	A	2822	C
5	A	2823	C
5	A	2825	C
5	A	2826	A
5	A	2827	A
5	A	2829	G
5	A	2831	A
5	A	2832	G
5	A	2833	U
5	A	2843	G
5	A	2844	A
5	A	2845	A
5	A	2846	A
5	A	2848	A
5	A	2849	U
5	A	2857	U
5	A	2859	G
5	A	2860	A
5	A	2869	A
5	A	2870	G
5	A	2874	G
5	A	2875	A
5	A	2884	G
5	A	2885	A
5	A	2886	C
5	A	2892	G
5	A	2897	G
5	A	2898	A
5	A	2904	A
5	A	2909	U
5	A	2910	C
5	A	2917	G
5	A	2918	G
5	A	2919	A
5	A	2927	A
6	B	10	G

Continued on next page...

Continued from previous page...

Mol	Chain	Res	Type
6	B	11	A
6	B	13	A
6	B	14	G
6	B	22	G
6	B	24	C
6	B	33	U
6	B	35	C
6	B	39	A
6	B	42	G
6	B	43	A
6	B	54	U
6	B	64	A
6	B	65	G
6	B	79	C
6	B	85	U
6	B	86	U
6	B	89	C
6	B	97	A
6	B	106	C
6	B	107	G
6	B	116	C
6	B	117	A
6	B	118	A

All (208) RNA pucker outliers are listed below:

Mol	Chain	Res	Type
5	A	3	U
5	A	42	G
5	A	63	G
5	A	71	A
5	A	74	U
5	A	90	A
5	A	95	A
5	A	99	U
5	A	102	A
5	A	124	A
5	A	150	A
5	A	163	U
5	A	175	G
5	A	176	A
5	A	178	A

Continued on next page...

Continued from previous page...

Mol	Chain	Res	Type
5	A	179	A
5	A	182	C
5	A	185	A
5	A	218	G
5	A	224	A
5	A	225	A
5	A	235	G
5	A	270	C
5	A	309	U
5	A	310	C
5	A	311	U
5	A	314	A
5	A	323	C
5	A	365	U
5	A	375	C
5	A	376	A
5	A	400	U
5	A	402	U
5	A	406	G
5	A	411	G
5	A	413	U
5	A	414	C
5	A	434	U
5	A	435	G
5	A	481	U
5	A	512	G
5	A	519	A
5	A	553	A
5	A	572	A
5	A	588	C
5	A	618	A
5	A	630	A
5	A	631	G
5	A	647	A
5	A	659	A
5	A	666	G
5	A	673	A
5	A	697	G
5	A	700	U
5	A	703	G
5	A	799	A
5	A	823	G

Continued on next page...

Continued from previous page...

Mol	Chain	Res	Type
5	A	836	A
5	A	837	U
5	A	851	A
5	A	852	G
5	A	858	U
5	A	903	G
5	A	933	C
5	A	938	G
5	A	976	U
5	A	978	A
5	A	998	G
5	A	1021	A
5	A	1091	U
5	A	1093	G
5	A	1098	C
5	A	1102	G
5	A	1106	U
5	A	1110	C
5	A	1113	A
5	A	1114	G
5	A	1115	A
5	A	1174	A
5	A	1176	U
5	A	1210	A
5	A	1220	G
5	A	1227	G
5	A	1250	G
5	A	1270	C
5	A	1292	G
5	A	1293	A
5	A	1313	A
5	A	1314	A
5	A	1325	A
5	A	1339	A
5	A	1340	A
5	A	1363	G
5	A	1381	A
5	A	1417	A
5	A	1418	U
5	A	1423	A
5	A	1424	A
5	A	1448	U

Continued on next page...

Continued from previous page...

Mol	Chain	Res	Type
5	A	1450	C
5	A	1454	C
5	A	1458	U
5	A	1460	G
5	A	1473	A
5	A	1492	G
5	A	1497	G
5	A	1500	U
5	A	1504	A
5	A	1541	A
5	A	1562	A
5	A	1566	G
5	A	1582	U
5	A	1590	C
5	A	1594	G
5	A	1595	U
5	A	1606	A
5	A	1625	C
5	A	1626	U
5	A	1628	G
5	A	1629	C
5	A	1653	A
5	A	1658	G
5	A	1676	G
5	A	1677	A
5	A	1698	G
5	A	1711	G
5	A	1723	A
5	A	1739	C
5	A	1767	A
5	A	1785	G
5	A	1787	G
5	A	1805	G
5	A	1812	A
5	A	1813	A
5	A	1815	A
5	A	1816	A
5	A	1828	G
5	A	1848	A
5	A	1937	C
5	A	1945	A
5	A	1953	C

Continued on next page...

Continued from previous page...

Mol	Chain	Res	Type
5	A	1967	A
5	A	1973	U
5	A	1999	A
5	A	2007	A
5	A	2011	U
5	A	2021	G
5	A	2026	A
5	A	2027	A
5	A	2051	U
5	A	2059	A
5	A	2060	A
5	A	2061	G
5	A	2062	A
5	A	2064	G
5	A	2139	G
5	A	2147	U
5	A	2154	G
5	A	2155	A
5	A	2160	U
5	A	2162	G
5	A	2207	C
5	A	2241	A
5	A	2252	A
5	A	2311	G
5	A	2337	G
5	A	2348	C
5	A	2386	U
5	A	2417	A
5	A	2451	C
5	A	2468	A
5	A	2484	G
5	A	2506	C
5	A	2510	G
5	A	2525	C
5	A	2526	A
5	A	2547	A
5	A	2562	U
5	A	2571	A
5	A	2605	G
5	A	2612	G
5	A	2615	C
5	A	2639	C

Continued on next page...

Continued from previous page...

Mol	Chain	Res	Type
5	A	2656	G
5	A	2658	A
5	A	2719	A
5	A	2742	C
5	A	2755	U
5	A	2780	G
5	A	2785	U
5	A	2808	U
5	A	2818	C
5	A	2821	U
5	A	2826	A
5	A	2827	A
5	A	2833	U
5	A	2844	A
5	A	2858	U
5	A	2869	A
5	A	2870	G
5	A	2874	G
5	A	2898	A
5	A	2909	U
5	A	2917	G
5	A	2918	G
6	B	10	G
6	B	54	U
6	B	116	C

5.4 Non-standard residues in protein, DNA, RNA chains [i](#)

There are no non-standard protein/DNA/RNA residues in this entry.

5.5 Carbohydrates [i](#)

There are no monosaccharides in this entry.

5.6 Ligand geometry [i](#)

There are no ligands in this entry.

5.7 Other polymers

There are no such residues in this entry.

5.8 Polymer linkage issues

There are no chain breaks in this entry.

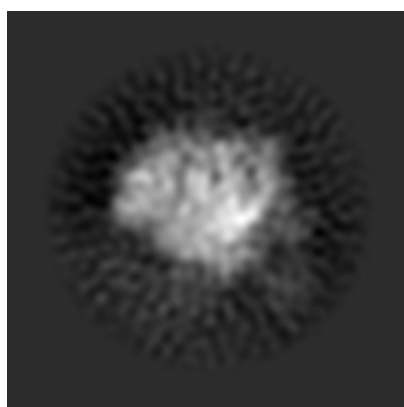
6 Map visualisation [i](#)

This section contains visualisations of the EMDB entry EMD-5642. These allow visual inspection of the internal detail of the map and identification of artifacts.

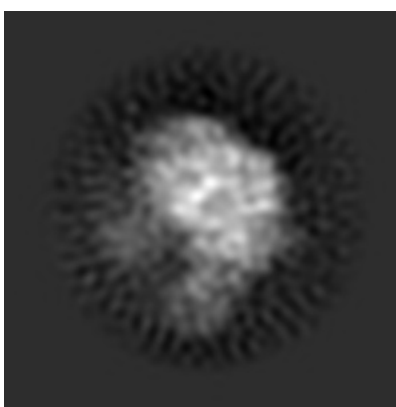
No raw map or half-maps were deposited for this entry and therefore no images, graphs, etc. pertaining to the raw map can be shown.

6.1 Orthogonal projections [i](#)

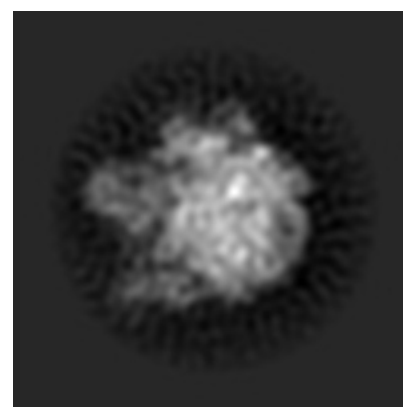
6.1.1 Primary map



X



Y

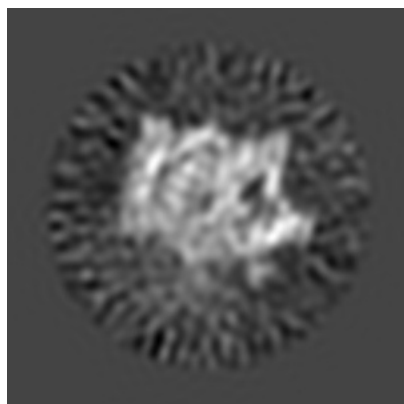


Z

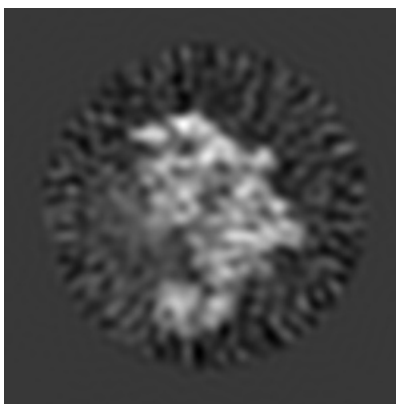
The images above show the map projected in three orthogonal directions.

6.2 Central slices [i](#)

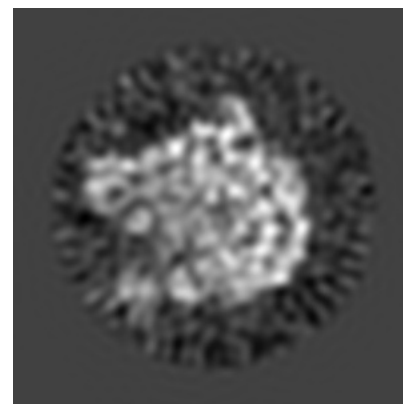
6.2.1 Primary map



X Index: 128



Y Index: 128

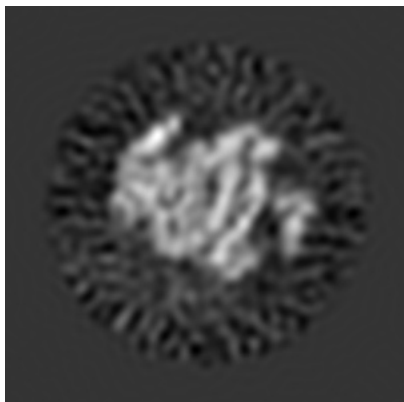


Z Index: 128

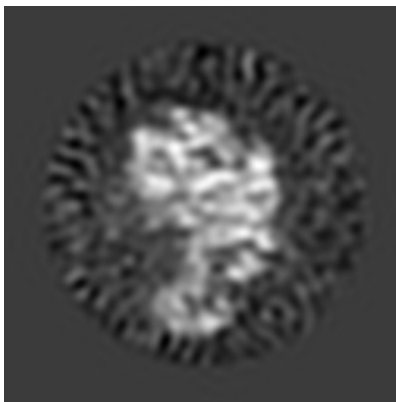
The images above show central slices of the map in three orthogonal directions.

6.3 Largest variance slices [i](#)

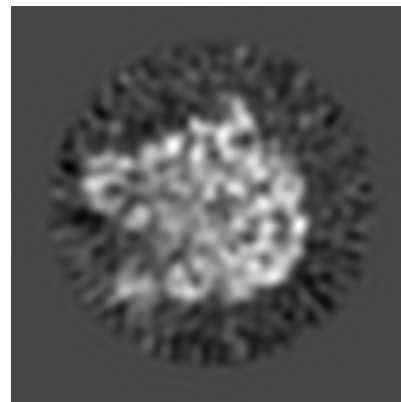
6.3.1 Primary map



X Index: 143



Y Index: 139




Z Index: 130


The images above show the largest variance slices of the map in three orthogonal directions.

6.4 Orthogonal standard-deviation projections (False-color) [i](#)

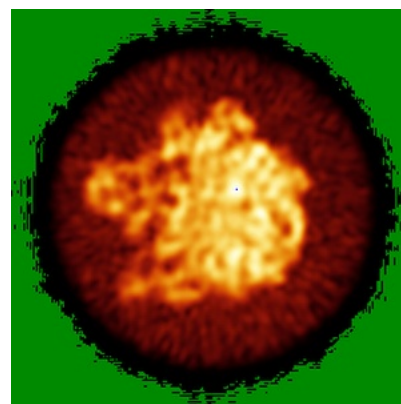
6.4.1 Primary map



X



Y




Z

The images above show the map standard deviation projections with false color in three orthogonal directions. Minimum values are shown in green, max in blue, and dark to light orange shades represent small to large values respectively.

6.5 Orthogonal surface views [i](#)

6.5.1 Primary map



The images above show the 3D surface view of the map at the recommended contour level 2.7. These images, in conjunction with the slice images, may facilitate assessment of whether an appropriate contour level has been provided.

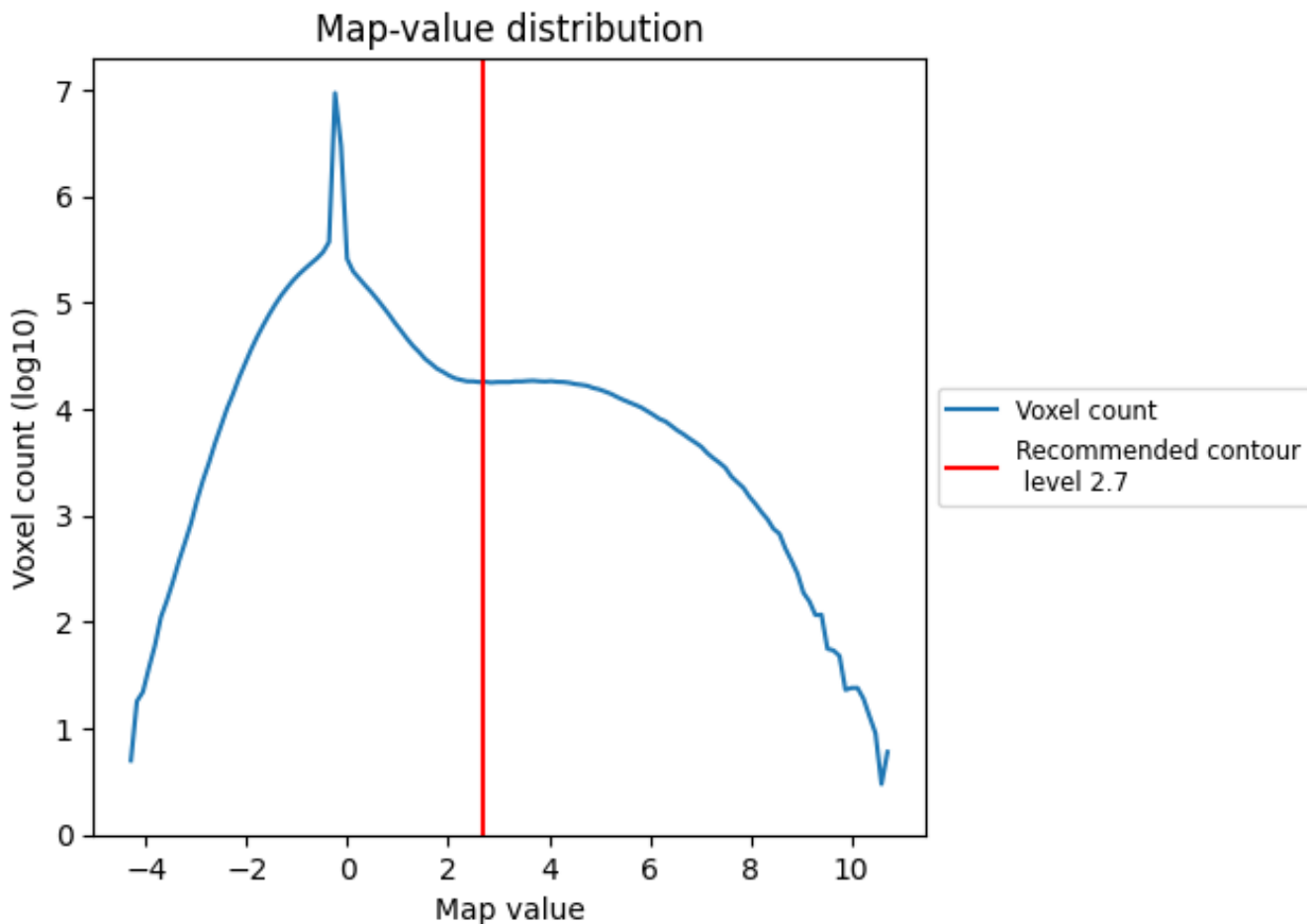
6.6 Mask visualisation [i](#)

This section was not generated. No masks/segmentation were deposited.

7 Map analysis [i](#)

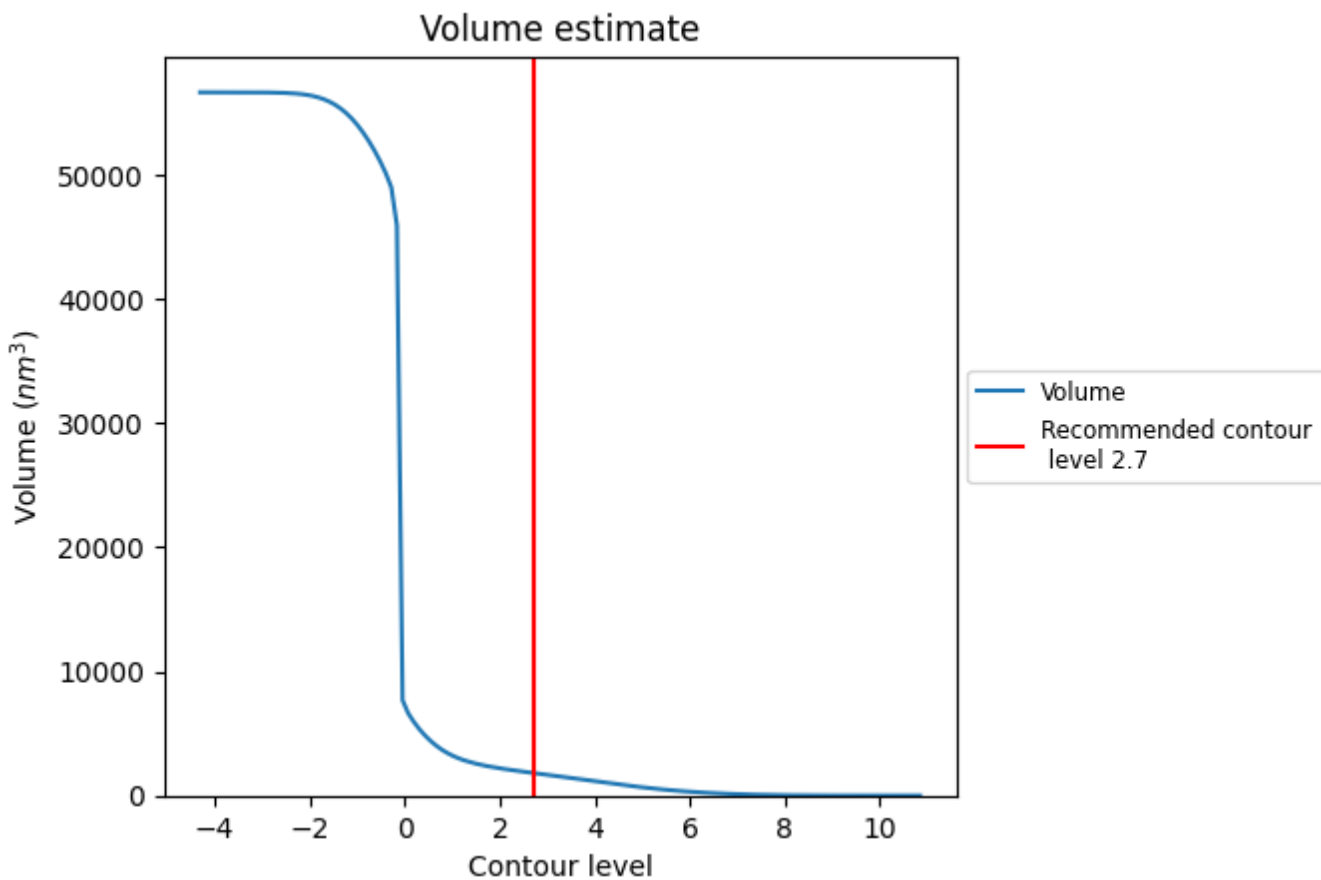
This section contains the results of statistical analysis of the map.

7.1 Map-value distribution [i](#)



The map-value distribution is plotted in 128 intervals along the x-axis. The y-axis is logarithmic. A spike in this graph at zero usually indicates that the volume has been masked.

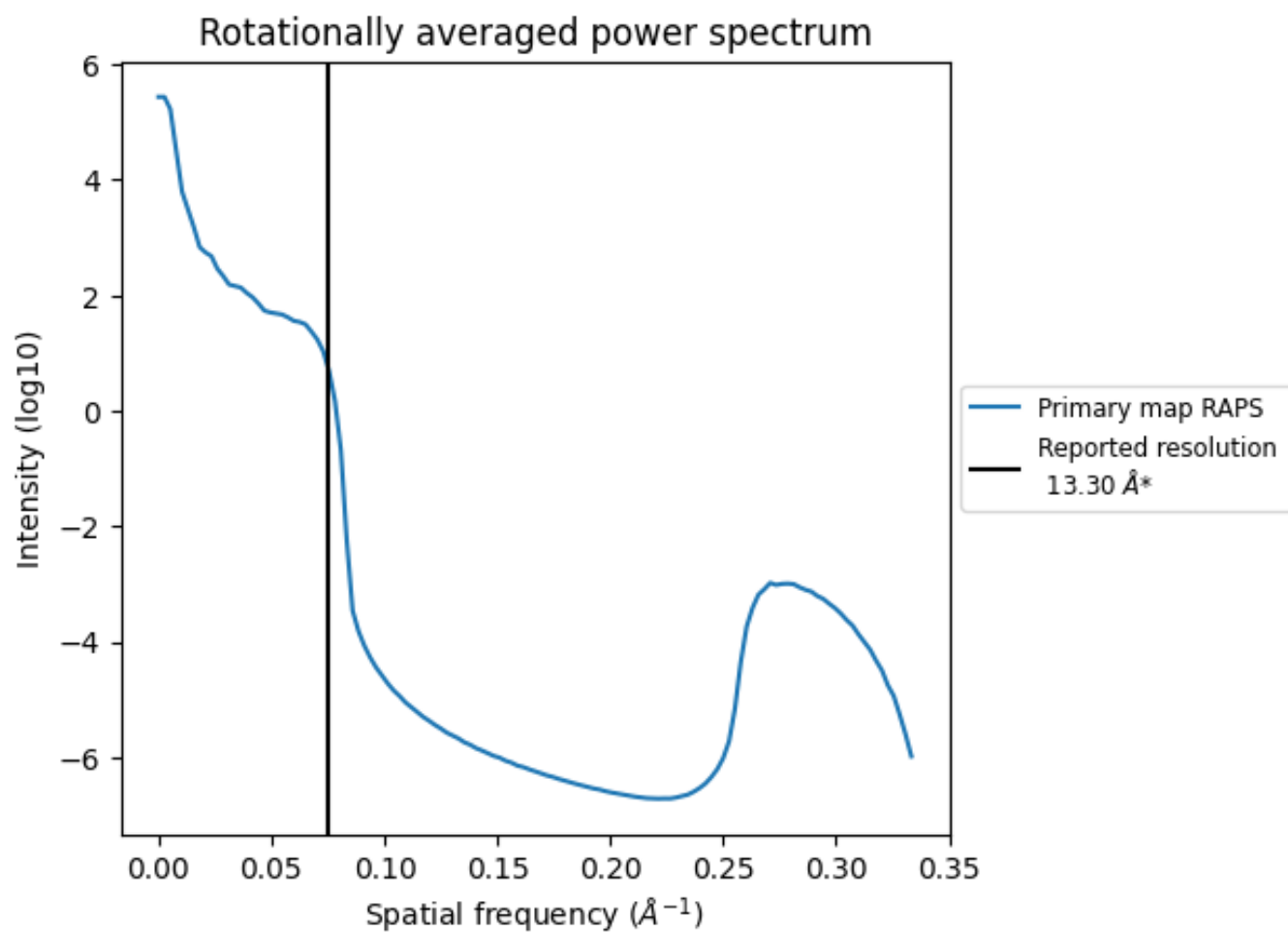
7.2 Volume estimate [i](#)



The volume at the recommended contour level is 1820 nm^3 ; this corresponds to an approximate mass of 1644 kDa.

The volume estimate graph shows how the enclosed volume varies with the contour level. The recommended contour level is shown as a vertical line and the intersection between the line and the curve gives the volume of the enclosed surface at the given level.

7.3 Rotationally averaged power spectrum [i](#)



*Reported resolution corresponds to spatial frequency of 0.075\AA^{-1}

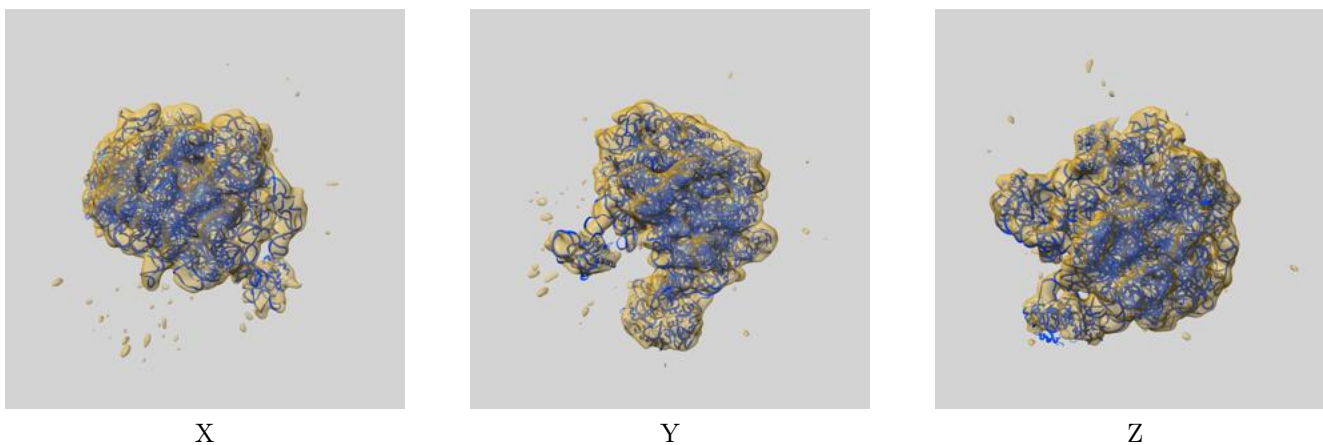
8 Fourier-Shell correlation

This section was not generated. No FSC curve or half-maps provided.

9 Map-model fit [i](#)

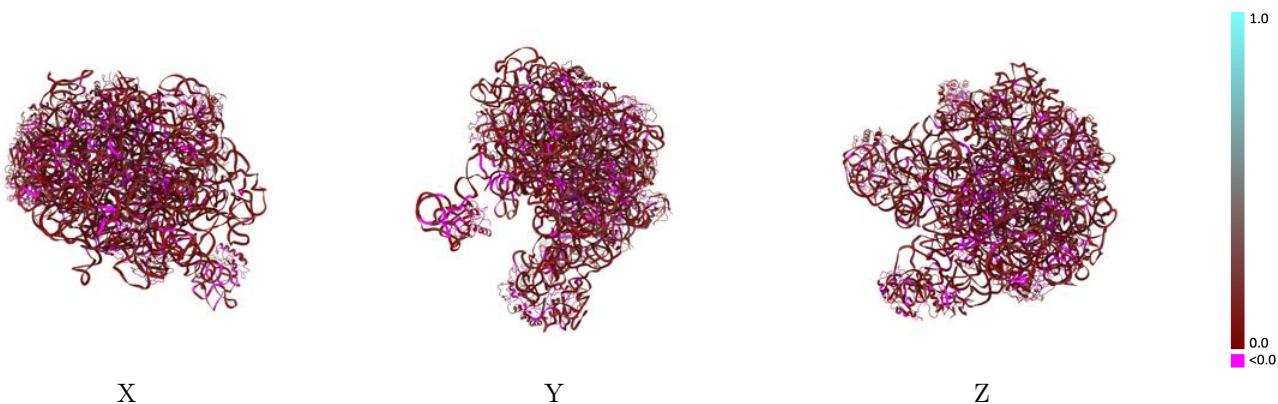
This section contains information regarding the fit between EMDB map EMD-5642 and PDB model 3J3V. Per-residue inclusion information can be found in section 3 on page 8.

9.1 Map-model overlay [i](#)



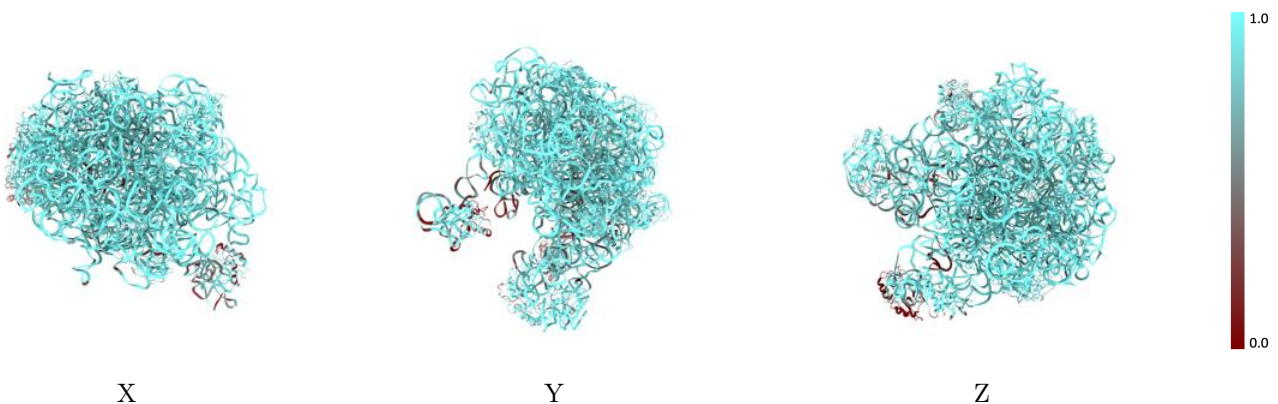
The images above show the 3D surface view of the map at the recommended contour level 2.7 at 50% transparency in yellow overlaid with a ribbon representation of the model coloured in blue. These images allow for the visual assessment of the quality of fit between the atomic model and the map.

9.2 Q-score mapped to coordinate model [i](#)



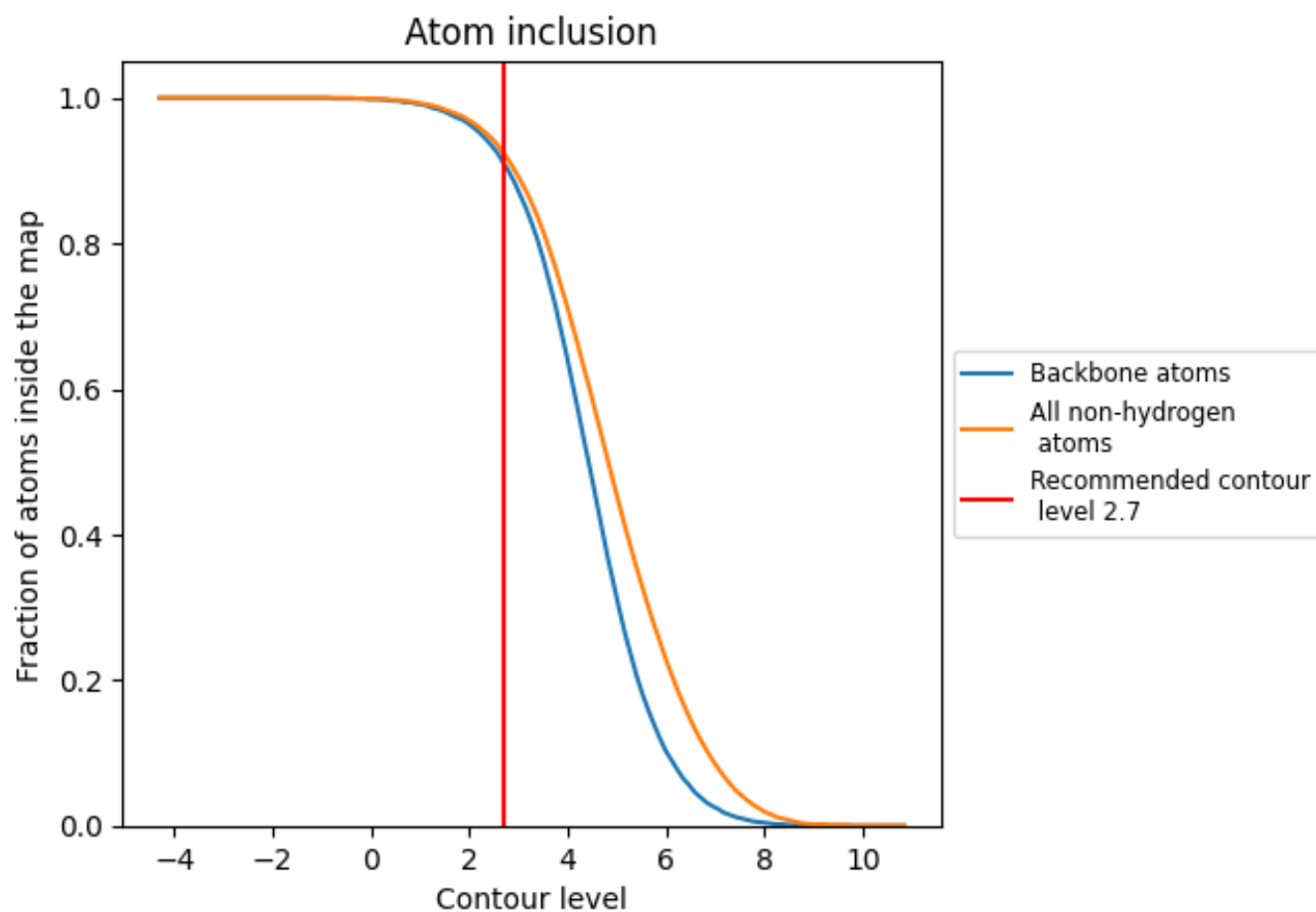
The images above show the model with each residue coloured according to its Q-score. This shows their resolvability in the map with higher Q-score values reflecting better resolvability. Please note: Q-score is calculating the resolvability of atoms, and thus high values are only expected at resolutions at which atoms can be resolved. Low Q-score values may therefore be expected for many entries.

9.3 Atom inclusion mapped to coordinate model [i](#)



The images above show the model with each residue coloured according to its atom inclusion. This shows to what extent they are inside the map at the recommended contour level (2.7).



















































9.4 Atom inclusion [i](#)



At the recommended contour level, 91% of all backbone atoms, 92% of all non-hydrogen atoms, are inside the map.

9.5 Map-model fit summary

The table lists the average atom inclusion at the recommended contour level (2.7) and Q-score for the entire model and for each chain.

Chain	Atom inclusion	Q-score
All	 0.9230	 0.0810
0	 0.9480	 0.0410
2	 1.0000	 0.0160
5	 0.6230	 0.0580
6	 0.2030	 0.0410
A	 0.9360	 0.0910
B	 0.8530	 0.0870
C	 0.9600	 0.0350
D	 0.9660	 0.0560
E	 0.9690	 0.0560
F	 0.8480	 0.0720
G	 0.8840	 0.0820
J	 0.9580	 0.0420
K	 0.9360	 0.0590
L	 0.9120	 0.0420
N	 1.0000	 0.0510
O	 0.9280	 0.0730
P	 0.9120	 0.0450
Q	 0.9670	 0.0250
R	 0.9800	 0.0700
S	 0.9680	 0.0470
T	 0.9910	 0.0490
U	 0.9550	 0.0470
X	 0.9920	 0.0830
Y	 0.7490	 0.0410

