



## Full wwPDB EM Validation Report ⓘ

Nov 22, 2022 – 12:52 AM EST

PDB ID : 3J5L  
EMDB ID : EMD-5771  
Title : Structure of the E. coli 50S subunit with ErmBL nascent chain  
Authors : Arenz, S.; Ramu, H.; Gupta, P.; Berninghausen, O.; Beckmann, R.; Vazquez-Laslop, N.; Mankin, A.S.; Wilson, D.N.  
Deposited on : 2013-10-23  
Resolution : 6.60 Å(reported)  
Based on initial model : 3OFR

This is a Full wwPDB EM Validation Report for a publicly released PDB entry.

We welcome your comments at [validation@mail.wwpdb.org](mailto:validation@mail.wwpdb.org)

A user guide is available at

<https://www.wwpdb.org/validation/2017/EMValidationReportHelp>

with specific help available everywhere you see the ⓘ symbol.

The types of validation reports are described at

<http://www.wwpdb.org/validation/2017/FAQs#types>.

---

The following versions of software and data (see [references ⓘ](#)) were used in the production of this report:

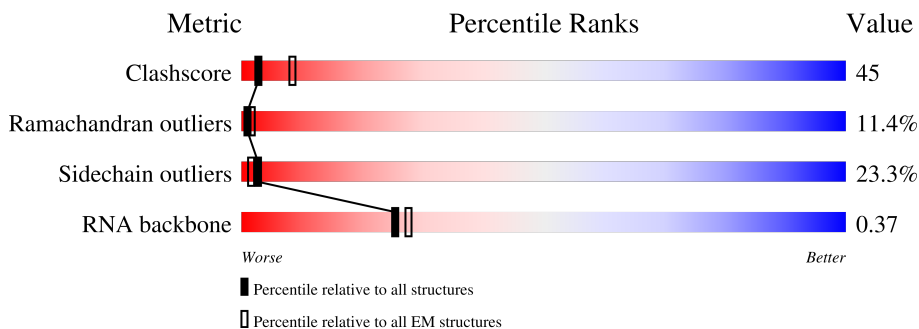
EMDB validation analysis : 0.0.1.dev43  
Mogul : 1.8.5 (274361), CSD as541be (2020)  
MolProbity : 4.02b-467  
buster-report : 1.1.7 (2018)  
Percentile statistics : 20191225.v01 (using entries in the PDB archive December 25th 2019)  
MapQ : 1.9.9  
Ideal geometry (proteins) : Engh & Huber (2001)  
Ideal geometry (DNA, RNA) : Parkinson et al. (1996)  
Validation Pipeline (wwPDB-VP) : 2.31.3

# 1 Overall quality at a glance i

The following experimental techniques were used to determine the structure:  
*ELECTRON MICROSCOPY*

The reported resolution of this entry is 6.60 Å.

Percentile scores (ranging between 0-100) for global validation metrics of the entry are shown in the following graphic. The table shows the number of entries on which the scores are based.



Metric	Whole archive (#Entries)	EM structures (#Entries)
Clashscore	158937	4297
Ramachandran outliers	154571	4023
Sidechain outliers	154315	3826
RNA backbone	4643	859

The table below summarises the geometric issues observed across the polymeric chains and their fit to the map. The red, orange, yellow and green segments of the bar indicate the fraction of residues that contain outliers for  $\geq 3$ , 2, 1 and 0 types of geometric quality criteria respectively. A grey segment represents the fraction of residues that are not modelled. The numeric value for each fraction is indicated below the corresponding segment, with a dot representing fractions  $\leq 5\%$ . The upper red bar (where present) indicates the fraction of residues that have poor fit to the EM map (all-atom inclusion  $< 40\%$ ). The numeric value is given above the bar.

Mol	Chain	Length	Quality of chain
1	0	56	Upper red bar: 62% Green: 34%, Red: 48%, Yellow: 18%
2	1	50	Upper red bar: 62% Green: 32%, Red: 48%, Yellow: 20%
3	2	46	Upper red bar: 43% Green: 46%, Red: 33%, Yellow: 22%
4	3	64	Upper red bar: 58% Green: 36%, Red: 45%, Yellow: 17%, Grey: 0%
5	4	38	Upper red bar: 58% Green: 32%, Red: 53%, Yellow: 13%, Grey: 0%
6	5	2	Upper red bar: 100%
7	6	10	Upper red bar: 30% Green: 40%, Red: 40%, Yellow: 20%, Grey: 0%

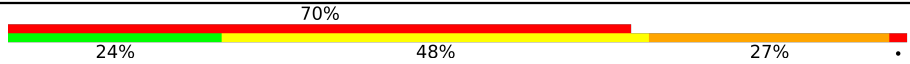

Continued on next page...

Continued from previous page...

Mol	Chain	Length	Quality of chain
8	7	3	
9	A	2904	
10	B	118	
11	C	271	
12	D	209	
13	E	201	
14	F	177	
15	G	176	
16	H	56	
17	I	141	
18	J	142	
19	K	122	
20	L	143	
21	M	136	
22	N	120	
23	O	116	
24	P	114	
25	Q	117	
26	R	103	
27	S	110	
28	T	93	
29	U	102	
30	V	94	
31	W	79	
32	X	77	

Continued on next page...

*Continued from previous page...*

Mol	Chain	Length	Quality of chain
33	Y	63	 <p>70%</p> <p>24% 48% 27%</p>
34	Z	58	 <p>57%</p> <p>41% 34% 22%</p>

## 2 Entry composition

There are 36 unique types of molecules in this entry. The entry contains 89382 atoms, of which 0 are hydrogens and 0 are deuteriums.

In the tables below, the AltConf column contains the number of residues with at least one atom in alternate conformation and the Trace column contains the number of residues modelled with at most 2 atoms.

- Molecule 1 is a protein called 50S ribosomal protein L32.

Mol	Chain	Residues	Atoms					AltConf	Trace
			Total	C	N	O	S		
1	0	56	444	269	94	80	1	0	0

- Molecule 2 is a protein called 50S ribosomal protein L33.

Mol	Chain	Residues	Atoms				AltConf	Trace
			Total	C	N	O		
2	1	50	410	263	75	72	0	0

- Molecule 3 is a protein called 50S ribosomal protein L34.

Mol	Chain	Residues	Atoms					AltConf	Trace
			Total	C	N	O	S		
3	2	46	377	228	90	57	2	0	0

- Molecule 4 is a protein called 50S ribosomal protein L35.

Mol	Chain	Residues	Atoms					AltConf	Trace
			Total	C	N	O	S		
4	3	64	504	323	105	74	2	0	0

- Molecule 5 is a protein called 50S ribosomal protein L36.

Mol	Chain	Residues	Atoms					AltConf	Trace
			Total	C	N	O	S		
5	4	38	302	185	65	48	4	0	0

- Molecule 6 is a RNA chain called 5'-R(\*CP\*(MA6))-3'.

Mol	Chain	Residues	Atoms					AltConf	Trace
			Total	C	N	O	P		
6	5	2	41	21	8	11	1	0	0

- Molecule 7 is a protein called Erythromycin resistance leader peptide.

Mol	Chain	Residues	Atoms	AltConf	Trace
7	6	8	Total C 8 8	0	8

- Molecule 8 is a RNA chain called 5'-R(\*CP\*CP\*A)-3'.

Mol	Chain	Residues	Atoms	AltConf	Trace
8	7	3	Total C N O P 59 28 11 18 2	0	0

- Molecule 9 is a RNA chain called 23S ribosomal RNA.

Mol	Chain	Residues	Atoms	AltConf	Trace
9	A	2853	Total C N O P 61251 27324 11274 19800 2853	0	0

- Molecule 10 is a RNA chain called 5S ribosomal RNA.

Mol	Chain	Residues	Atoms	AltConf	Trace
10	B	117	Total C N O P 2506 1116 459 814 117	0	0

- Molecule 11 is a protein called 50S ribosomal protein L2.

Mol	Chain	Residues	Atoms	AltConf	Trace
11	C	271	Total C N O S 2083 1288 423 365 7	0	0

- Molecule 12 is a protein called 50S ribosomal protein L3.

Mol	Chain	Residues	Atoms	AltConf	Trace
12	D	209	Total C N O S 1565 979 288 294 4	0	0

- Molecule 13 is a protein called 50S ribosomal protein L4.

Mol	Chain	Residues	Atoms	AltConf	Trace
13	E	201	Total C N O S 1552 974 283 290 5	0	0

- Molecule 14 is a protein called 50S ribosomal protein L5.

Mol	Chain	Residues	Atoms					AltConf	Trace
14	F	177	Total	C	N	O	S	0	0
			1411	899	249	257	6		

- Molecule 15 is a protein called 50S ribosomal protein L6.

Mol	Chain	Residues	Atoms					AltConf	Trace
15	G	176	Total	C	N	O	S	0	0
			1323	832	243	246	2		

- Molecule 16 is a protein called 50S ribosomal protein L9.

Mol	Chain	Residues	Atoms					AltConf	Trace
16	H	56	Total	C	N	O	S	0	0
			431	275	77	78	1		

- Molecule 17 is a protein called 50S ribosomal protein L11.

Mol	Chain	Residues	Atoms					AltConf	Trace
17	I	141	Total	C	N	O	S	0	0
			1032	651	179	196	6		

- Molecule 18 is a protein called 50S ribosomal protein L13.

Mol	Chain	Residues	Atoms					AltConf	Trace
18	J	142	Total	C	N	O	S	0	0
			1129	714	212	199	4		

- Molecule 19 is a protein called 50S ribosomal protein L14.

Mol	Chain	Residues	Atoms					AltConf	Trace
19	K	122	Total	C	N	O	S	0	0
			939	587	180	166	6		

- Molecule 20 is a protein called 50S ribosomal protein L15.

Mol	Chain	Residues	Atoms					AltConf	Trace
20	L	143	Total	C	N	O	S	0	0
			1045	649	206	189	1		

- Molecule 21 is a protein called 50S ribosomal protein L16.

Mol	Chain	Residues	Atoms					AltConf	Trace
			Total	C	N	O	S		
21	M	136	1074	686	205	177	6	0	0

- Molecule 22 is a protein called 50S ribosomal protein L17.

Mol	Chain	Residues	Atoms					AltConf	Trace
			Total	C	N	O	S		
22	N	120	961	593	196	167	5	0	0

- Molecule 23 is a protein called 50S ribosomal protein L18.

Mol	Chain	Residues	Atoms				AltConf	Trace
			Total	C	N	O		
23	O	116	892	552	178	162	0	0

- Molecule 24 is a protein called 50S ribosomal protein L19.

Mol	Chain	Residues	Atoms					AltConf	Trace
			Total	C	N	O	S		
24	P	114	917	574	179	163	1	0	0

- Molecule 25 is a protein called 50S ribosomal protein L20.

Mol	Chain	Residues	Atoms				AltConf	Trace
			Total	C	N	O		
25	Q	117	947	604	192	151	0	0

- Molecule 26 is a protein called 50S ribosomal protein L21.

Mol	Chain	Residues	Atoms					AltConf	Trace
			Total	C	N	O	S		
26	R	103	816	516	153	145	2	0	0

- Molecule 27 is a protein called 50S ribosomal protein L22.

Mol	Chain	Residues	Atoms					AltConf	Trace
			Total	C	N	O	S		
27	S	110	857	532	166	156	3	0	0

- Molecule 28 is a protein called 50S ribosomal protein L23.



Mol	Chain	Residues	Atoms					AltConf	Trace
			Total	C	N	O	S		
28	T	93	739	466	139	132	2	0	0

- Molecule 29 is a protein called 50S ribosomal protein L24.

Mol	Chain	Residues	Atoms					AltConf	Trace
			Total	C	N	O	S		
29	U	102	780	492	146	142		0	0

- Molecule 30 is a protein called 50S ribosomal protein L25.

Mol	Chain	Residues	Atoms					AltConf	Trace
			Total	C	N	O	S		
30	V	94	753	479	137	134	3	0	0

- Molecule 31 is a protein called 50S ribosomal protein L27.

Mol	Chain	Residues	Atoms					AltConf	Trace
			Total	C	N	O	S		
31	W	79	596	367	120	108	1	0	0

- Molecule 32 is a protein called 50S ribosomal protein L28.

Mol	Chain	Residues	Atoms					AltConf	Trace
			Total	C	N	O	S		
32	X	77	625	388	129	106	2	0	0

- Molecule 33 is a protein called 50S ribosomal protein L29.

Mol	Chain	Residues	Atoms					AltConf	Trace
			Total	C	N	O	S		
33	Y	63	509	313	99	95	2	0	0

- Molecule 34 is a protein called 50S ribosomal protein L30.

Mol	Chain	Residues	Atoms					AltConf	Trace
			Total	C	N	O	S		
34	Z	58	449	281	87	79	2	0	0

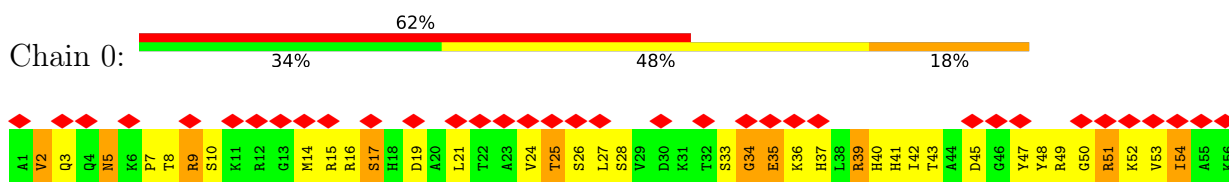
- Molecule 35 is UNKNOWN LIGAND (three-letter code: UNL) (formula: ).



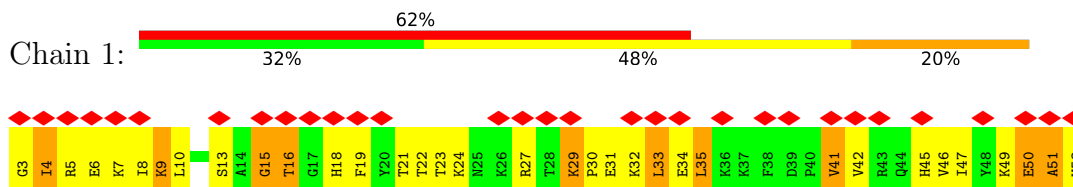
### 3 Residue-property plots

These plots are drawn for all protein, RNA, DNA and oligosaccharide chains in the entry. The first graphic for a chain summarises the proportions of the various outlier classes displayed in the second graphic. The second graphic shows the sequence view annotated by issues in geometry and atom inclusion in map density. Residues are color-coded according to the number of geometric quality criteria for which they contain at least one outlier: green = 0, yellow = 1, orange = 2 and red = 3 or more. A red diamond above a residue indicates a poor fit to the EM map for this residue (all-atom inclusion < 40%). Stretches of 2 or more consecutive residues without any outlier are shown as a green connector. Residues present in the sample, but not in the model, are shown in grey.

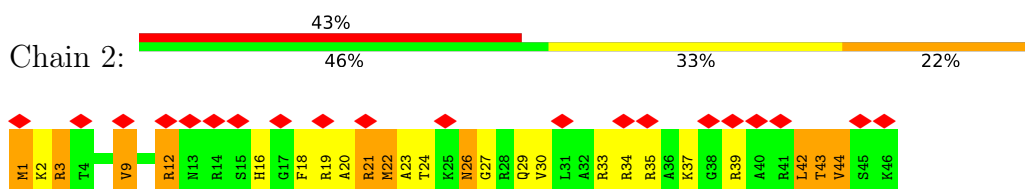
- Molecule 1: 50S ribosomal protein L32



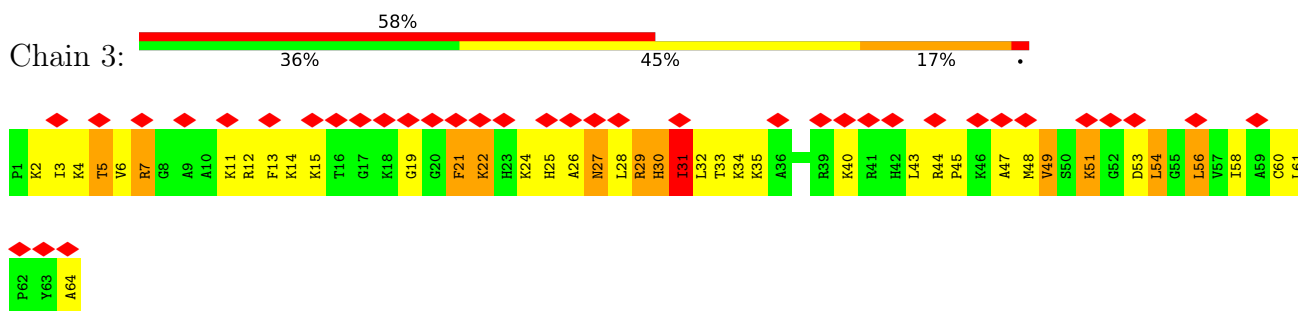
- Molecule 2: 50S ribosomal protein L33



- Molecule 3: 50S ribosomal protein L34

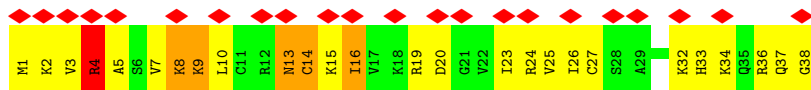


- Molecule 4: 50S ribosomal protein L35




- Molecule 5: 50S ribosomal protein L36

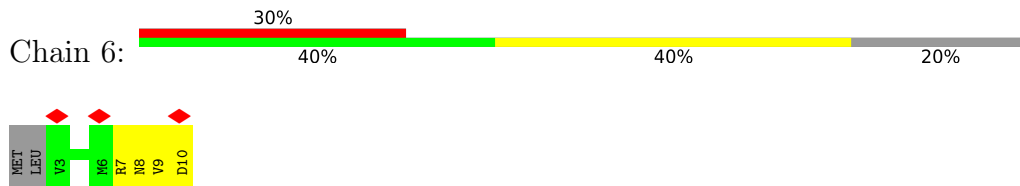




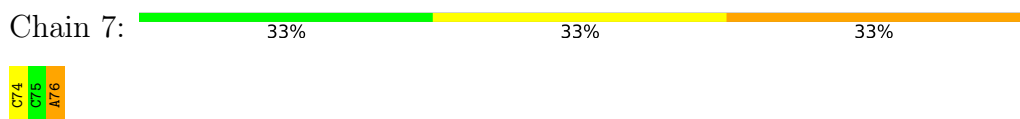
• Molecule 6: 5'-R(\*CP\*(MA6))-3'




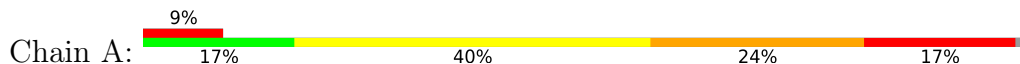
• Molecule 7: Erythromycin resistance leader peptide

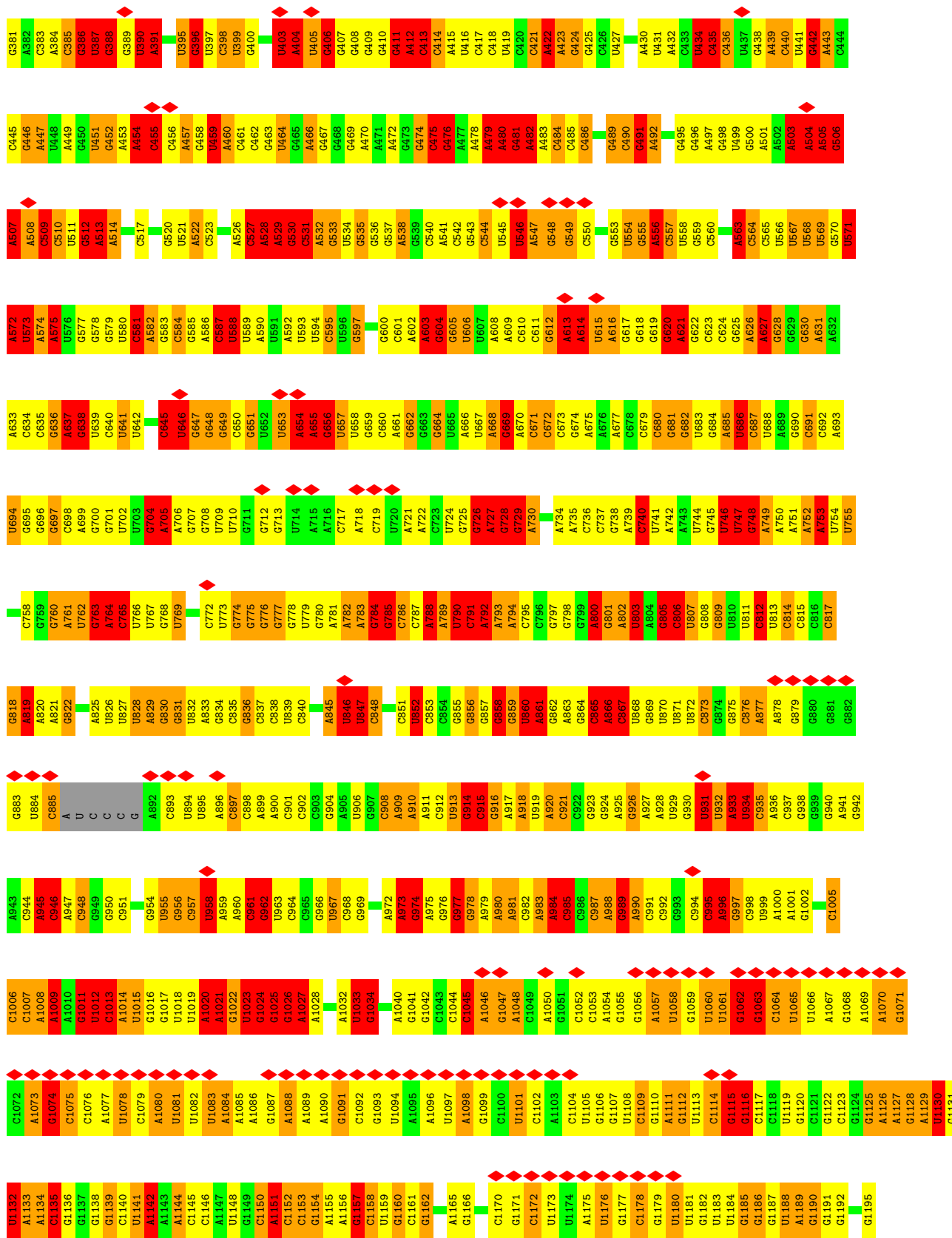


• Molecule 8: 5'-R(\*CP\*CP\*A)-3'



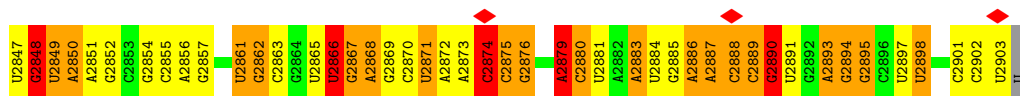
• Molecule 9: 23S ribosomal RNA



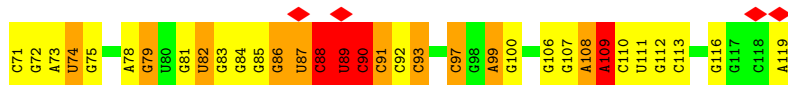
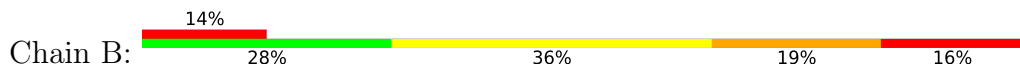




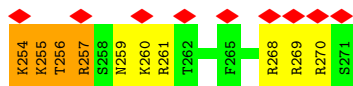
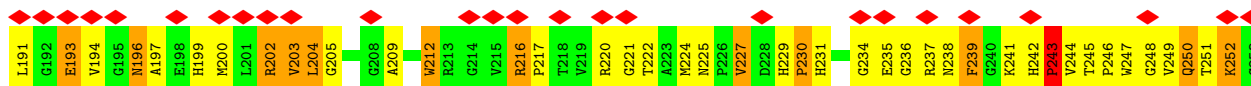
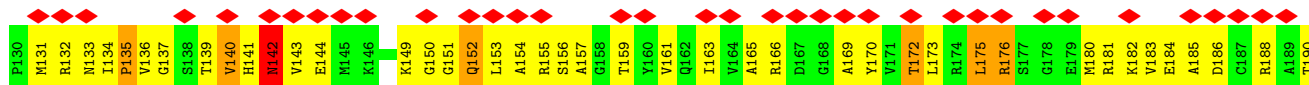
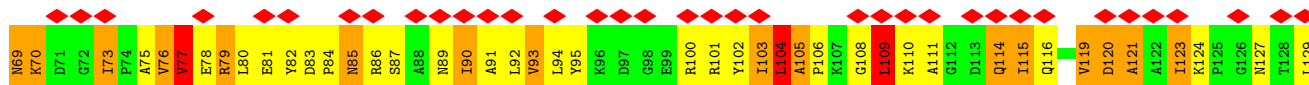
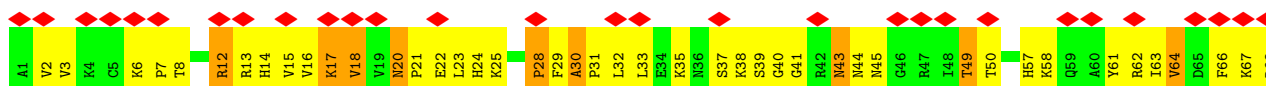
U2034	U2035	U2036	U2037	U2038	U2039	A2042	C2043	C2044	C2047	U2048	U2049	U2050	U2051	A2052	U2053	U2054	U2055	U2056	U2057	A2060	U2061	U2062	U2063	U2064	U2065	U2066	U2067	U2068	U2069	A2070	U2071	U2072	U2075	U2076	A2077	U2078	U2079	U2080	U2081	A2082	U2083	U2084	U2085	U2086	U2087	U2088	U2089	U2092	U2093	A2094	A2095	U2096	U2097	U2098							
U2099	G2100	A2101	G2102	C2103	C2104	U2105	U2106	G2107	A2108	U2109	U2110	U	G	U	U	A	A	G	G	U	A	U2180	U2181	U2182	U2183	U2184	U2185	U2186	U2187	U2188	G2190	U2191	U2192	U2193	G2133	A2134	A2135	G2136	U2137	G2138	U2139	G2140	U2141	A2142	C2143	G2144	C2145	C2146	A2147	G2148	U2149	G2150	U2151	G2152	A2154	U2155	G2156	G2157	A		
U2219	U2220	C2221	C2222	G2223	G2224	A2225	C2226	A2227	G2228	U2229	U2230	U2231	C2232	U2233	G2234	U2235	U2236	U2237	C2238	G2239	U2243	U2244	U2245	G2246	A2247	C2248	U2249	G2250	G2251	G2252	G2255	C2256	U2257	C2258	U2259	C2260	U2261	U2262	C2263	C2264	U2265	A2266	A2267	A2268	C2269	A2270	U2271	C2272	C2273	A2274	U2275	C2276	C2277	A2278	G2279	G2280	A2281				
G2282	C2283	A2284	G2285	A2286	A2287	A2288	G2289	U2290	U2291	U2292	G2293	G2294	G2295	U2296	A2297	A2298	U2299	C2300	U2301	G2302	G2303	G2304	U2305	G2306	G2307	G2308	A2309	C2310	A2311	U2312	C2313	A2314	G2315	G2316	A2317	G2318	G2319	U2320	U2321	A2322	G2323	U2324	G2325	A2326	A2327	U2328	U2329	G2330	C2331	C2332	A2333	U2334	U2335	A2336	G2337	C2338	C2339	G2340	A2341	G2342	
C2342	U2343	U2344	U2345	A2346	C2347	U2348	G2349	C2350	U2351	A2352	G2353	C2354	G2355	U2356	G2357	A2358	G2361	C2362	G2363	C2364	G2365	A2366	G2367	C2368	G2373	C2374	G2375	C2380	A2381	G2382	G2383	C2384	U2385	A2386	U2387	A2388	U2389	U2390	A2391	G2392	U2393	C2394	C2395	G2396	G2397	U2398	G2399	U2400	U2401	U2402	C2403	U2404	U2405	A2406	C2407	A2408					
G2409	U2410	A2411	A2412	G2413	G2414	G2415	C2416	U2417	C2418	U2419	U2420	G2421	U2422	U2423	U2424	A2425	A2426	U2427	G2428	U2429	A2430	U2431	A2432	A2433	A2434	A2435	U2436	U2437	U2438	U2439	U2440	U2441	C2442	C2443	C2444	G2447	A2448	U2449	A2450	A2451	C2452	A2453	G2454	G2455	C2456	U2457	G2458	A2459	U2460	A2461	U2462	C2463	G2464	U2465	U2466	C2467	A2468	A2469			
G2470	A2471	G2472	U2473	U2474	C2475	U2476	U2477	U2478	U2479	U2480	G2481	A2482	U2483	U2484	C2485	C2486	C2487	U2488	G2489	U2490	U2491	U2492	U2493	G2494	G2495	C2496	A2497	C2498	C2499	U2500	C2501	G2502	A2503	U2504	G2505	U2506	U2507	C2508	U2509	C2510	U2511	C2512	U2513	U2514	C2515	A2516	C2517	U2518	U2519	C2520	C2521	U2522	G2523	G2524	U2525	G2526	A2527	U2528	C2529	C2530	U2531
A2530	A2531	G2532	U2533	G2536	U2537	C2538	U2539	C2540	A2541	A2542	G2543	G2544	G2545	U2546	U2547	A2548	U2549	G2550	U2551	U2552	G2553	U2554	U2555	C2556	U2557	C2558	U2561	U2562	U2563	A2564	A2565	A2566	G2567	U2568	G2569	U2570	U2571	A2572	C2573	U2574	G2575	U2576	A2577	U2578	C2579	U2580	G2581	G2582	U2583	U2584	U2585	U2586	A2587	G2588	U2589	A2590	C2591				
G2592	U2593	C2594	U2595	A2598	U2599	G2600	C2601	A2602	G2603	U2604	U2605	C2606	G2607	G2608	U2609	C2610	C2611	C2612	U2613	U2614	C2615	G2616	U2617	G2618	C2619	C2620	U2621	U2622	G2623	G2627	U2628	U2629	G2630	G2631	A2632	A2635	C2636	U2637	G2638	U2639	G2640	G2641	G2642	G2643	G2644	C2645	C2646	U2647	G2648	C2649	U2652	C2653	U2654	A2655	C2656	U2657	U2658	U2659	U2660	U2661	
A2657	C2658	G2659	A2660	A2661	A2662	G2663	A2664	U2665	G2666	C2667	U2668	G2669	A2670	U2671	U2672	G2673	G2674	C2678	U2679	U2680	C2681	U2682	A2683	U2684	G2685	G2686	U2687	U2688	U2689	U2690	C2691	G2692	G2693	U2694	U2695	U2696	G2697	U2698	C2699	U2700	U2701	G2702	C2703	C2704	U2705	A2706	U2707	G2708	C2709	A2711	G2712	C2713	U2714	U2715	C2716	C2717	U2718	U2720			
A2721	G2722	U2723	U2724	A2725	A2726	U2727	U2728	G2729	C2730	G2731	U2732	A2733	U2734	U2735	U2736	U2737	U2738	A2739	U2740	U2741	U2742	U2743	U2744	U2745	U2746	G2747	U2748	U2749	U2750	U2751	U2752	U2753	U2754	C2755	U2756	U2757	U2758	G2759	U2760	U2761	A2764	U2765	A2766	U2767	U2768	U2769	G2770	C2771	C2772	C2773	C2774	G2775	A2776	G2777	G2778	U2779	G2780	U2781	U2782	U2783	G2842
U2784	C2785	U2786	C2787	C2788	C2789	U2790	G2791	A2792	C2793	C2794	C2795	U2796	U2797	U2798	A2800	G2801	G2802	G2803	U2804	C2805	C2806	U2807	G2808	A2809	A2810	G2811	G2812	A2813	A2814	G2815	G2816	U2817	A2820	A2821	A2822	A2823	C2824	G2825	A2826	C2827	G2828	A2829	C2830	G2831	U2832	U2833	G2834	U2835	U2836	A2837	G2838	G2839	C2840	C2841	G2842						



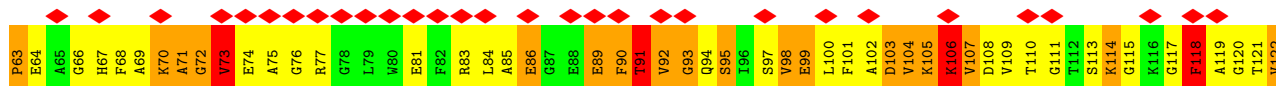
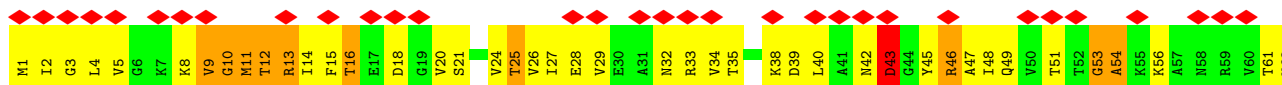
• Molecule 10: 5S ribosomal RNA



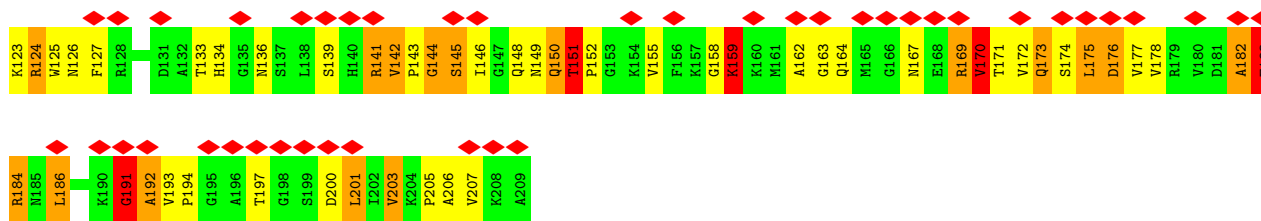
• Molecule 11: 50S ribosomal protein L2



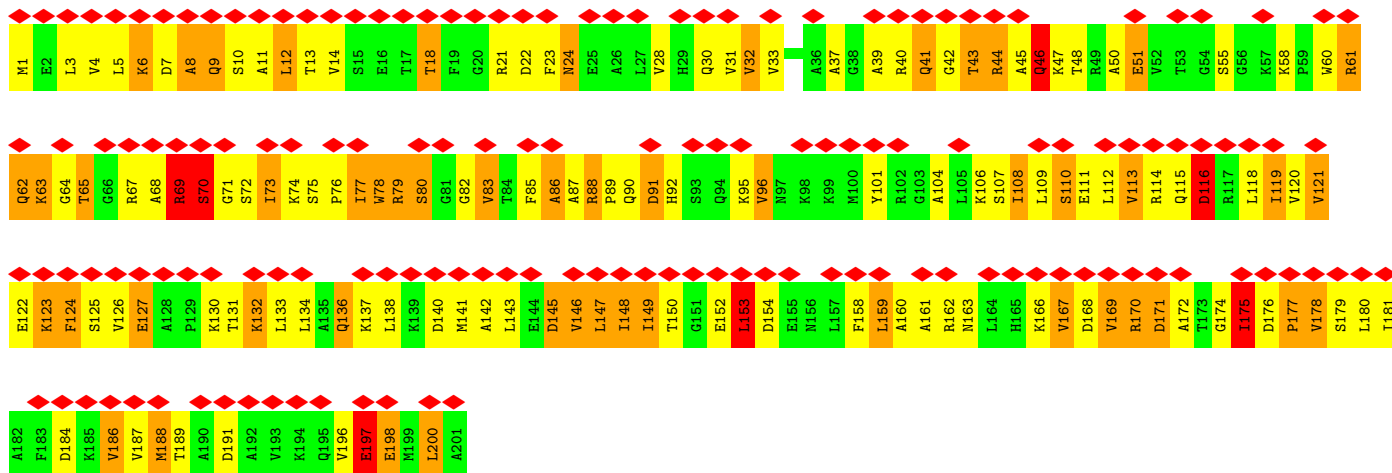
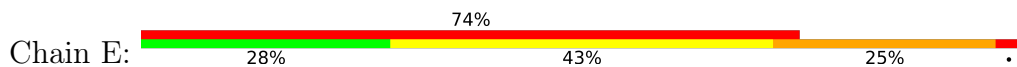
• Molecule 12: 50S ribosomal protein L3



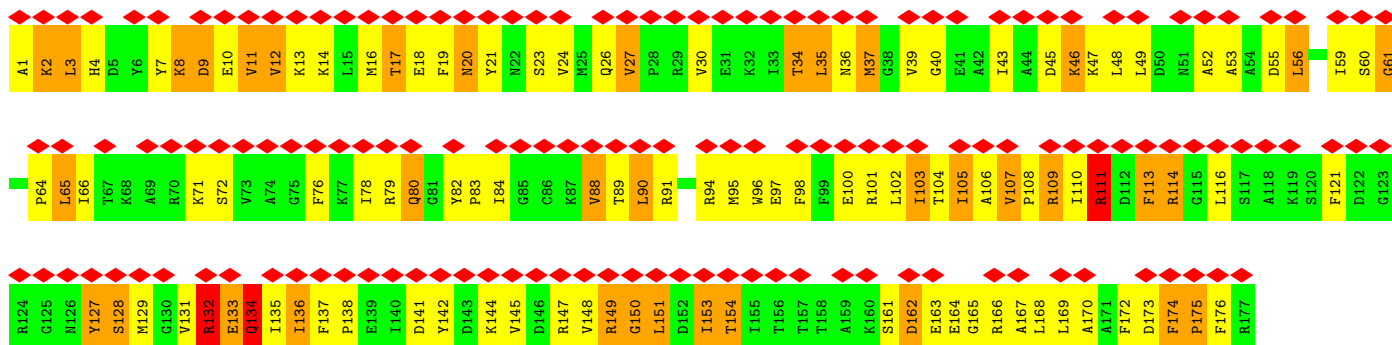
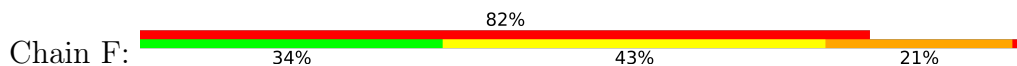




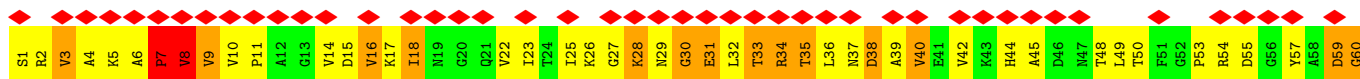
• Molecule 13: 50S ribosomal protein L4

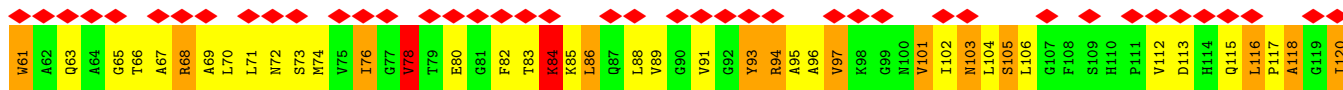


• Molecule 14: 50S ribosomal protein L5

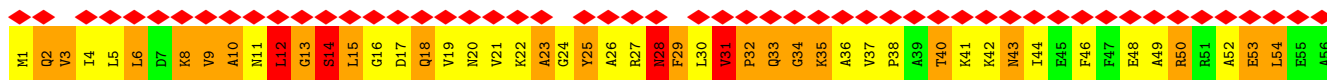


• Molecule 15: 50S ribosomal protein L6

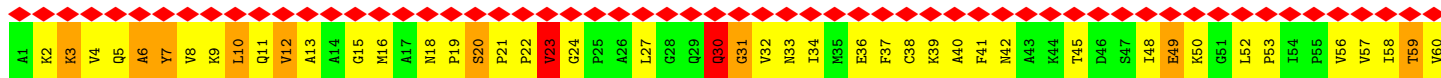




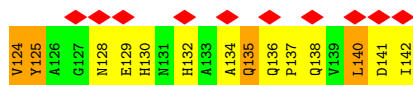
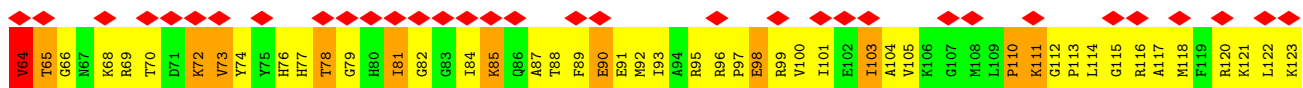
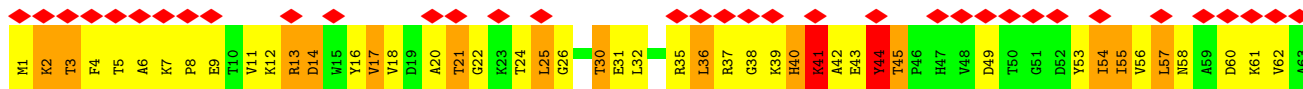
• Molecule 16: 50S ribosomal protein L9



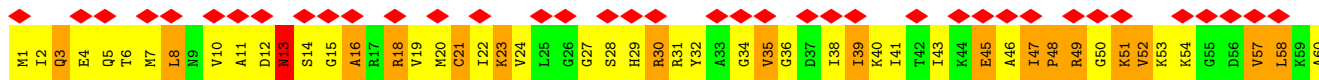
• Molecule 17: 50S ribosomal protein L11

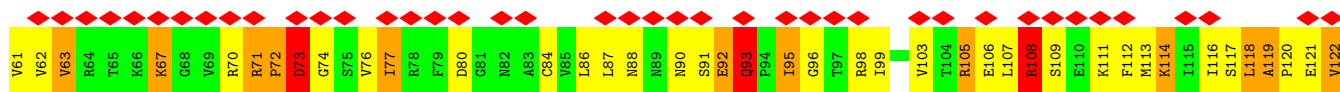


• Molecule 18: 50S ribosomal protein L13

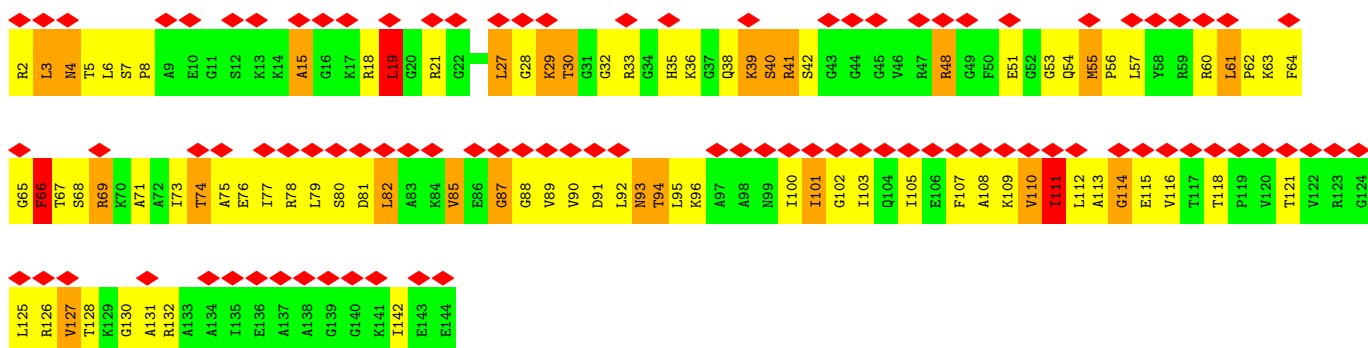
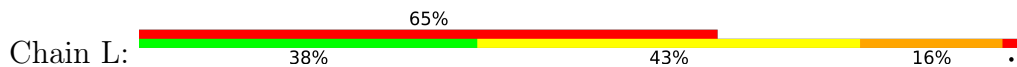


• Molecule 19: 50S ribosomal protein L14

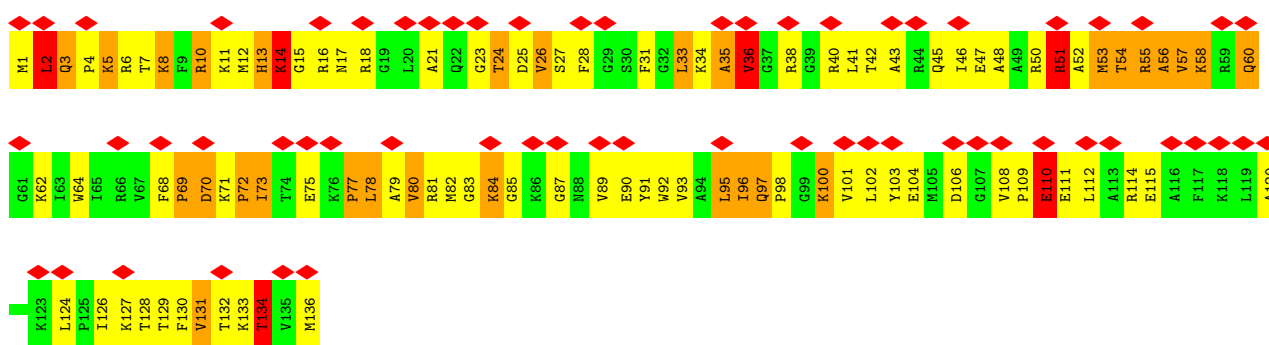




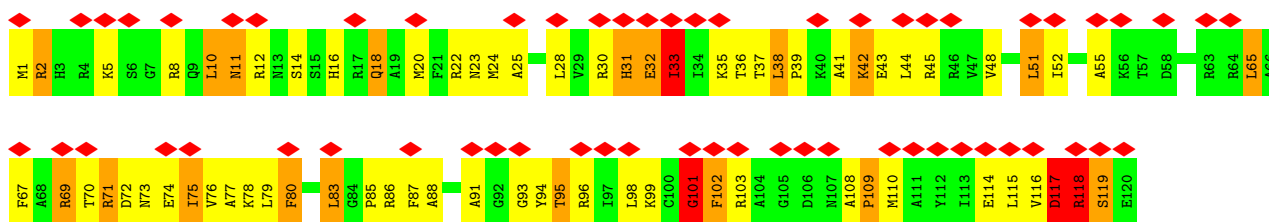
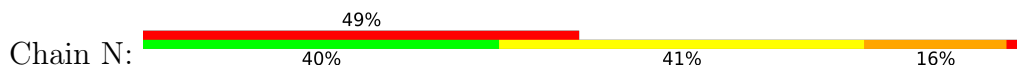
• Molecule 20: 50S ribosomal protein L15



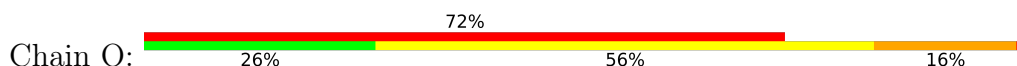
• Molecule 21: 50S ribosomal protein L16

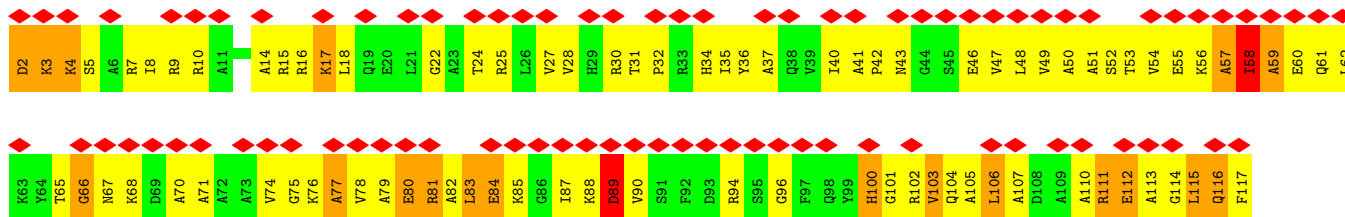


• Molecule 22: 50S ribosomal protein L17

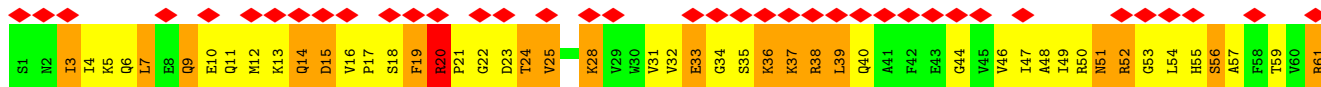
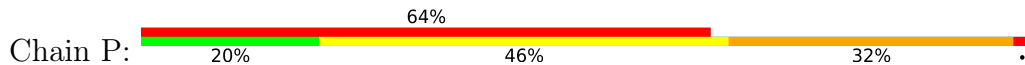


• Molecule 23: 50S ribosomal protein L18

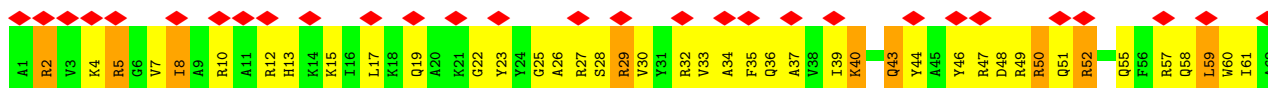




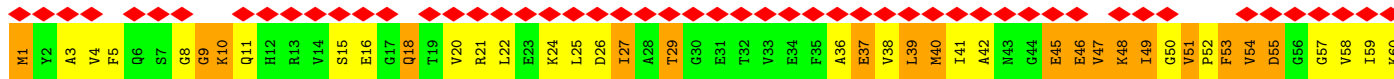
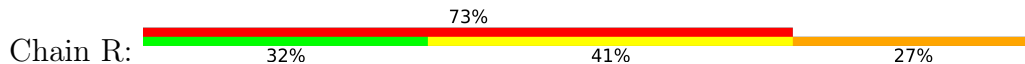
• Molecule 24: 50S ribosomal protein L19



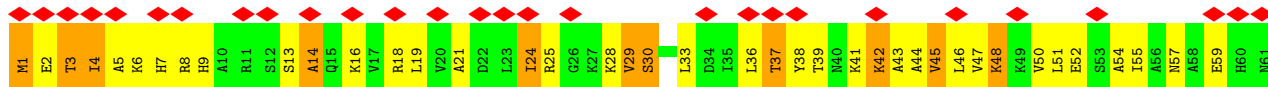
• Molecule 25: 50S ribosomal protein L20



• Molecule 26: 50S ribosomal protein L21

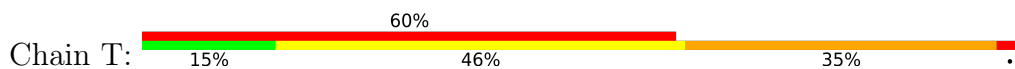


• Molecule 27: 50S ribosomal protein L22

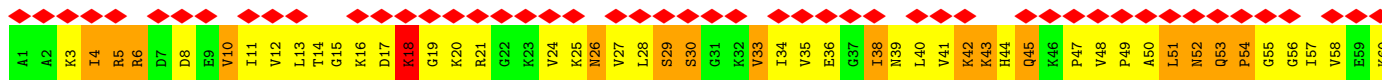
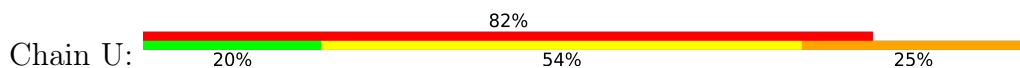




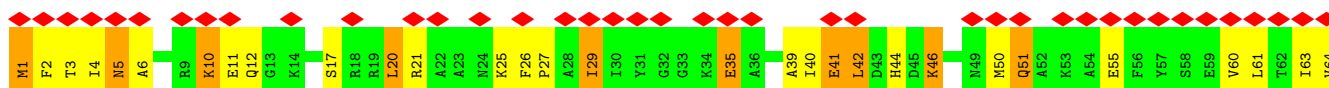
- Molecule 28: 50S ribosomal protein L23



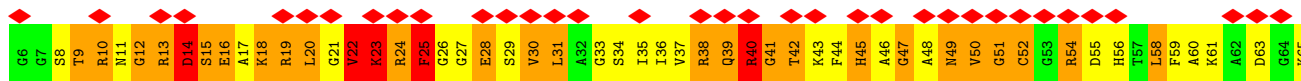
- Molecule 29: 50S ribosomal protein L24



- Molecule 30: 50S ribosomal protein L25

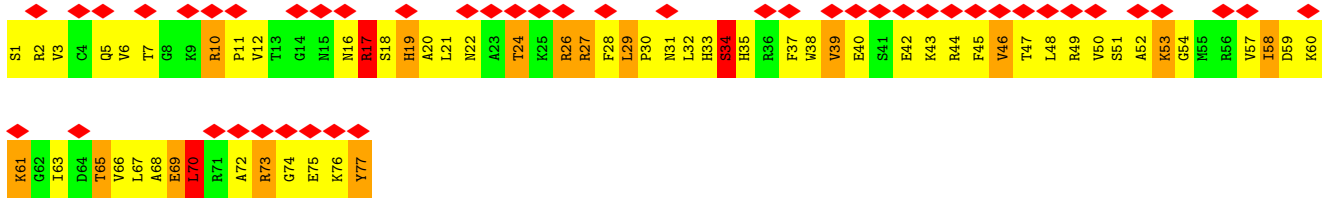


- Molecule 31: 50S ribosomal protein L27

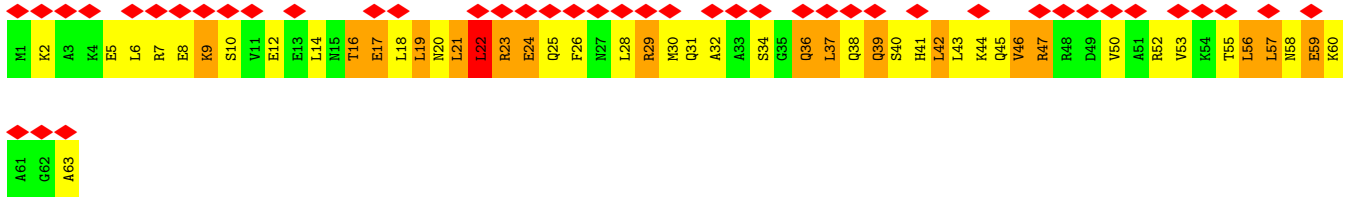


- Molecule 32: 50S ribosomal protein L28

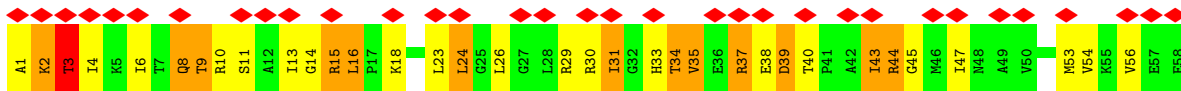




• Molecule 33: 50S ribosomal protein L29



• Molecule 34: 50S ribosomal protein L30



## 4 Experimental information

Property	Value	Source
EM reconstruction method	SINGLE PARTICLE	Depositor
Imposed symmetry	POINT, C1	Depositor
Number of particles used	349744	Depositor
Resolution determination method	FSC 0.5 CUT-OFF	Depositor
CTF correction method	Defocus groups	Depositor
Microscope	FEI TITAN KRIOS	Depositor
Voltage (kV)	200	Depositor
Electron dose ( $e^-/\text{\AA}^2$ )	20	Depositor
Minimum defocus (nm)	1000	Depositor
Maximum defocus (nm)	4500	Depositor
Magnification	148721	Depositor
Image detector	TVIPS TEMCAM-F416 (4k x 4k)	Depositor
Maximum map value	0.004	Depositor
Minimum map value	-0.002	Depositor
Average map value	0.000	Depositor
Map value standard deviation	0.000	Depositor
Recommended contour level	0.0011	Depositor
Map size ( $\text{\AA}$ )	390.264, 390.264, 390.264	wwPDB
Map dimensions	368, 368, 368	wwPDB
Map angles ( $^\circ$ )	90.0, 90.0, 90.0	wwPDB
Pixel spacing ( $\text{\AA}$ )	1.0605, 1.0605, 1.0605	Depositor

## 5 Model quality [i](#)

### 5.1 Standard geometry [i](#)

Bond lengths and bond angles in the following residue types are not validated in this section: UNL, ERY, MA6

The Z score for a bond length (or angle) is the number of standard deviations the observed value is removed from the expected value. A bond length (or angle) with  $|Z| > 5$  is considered an outlier worth inspection. RMSZ is the root-mean-square of all Z scores of the bond lengths (or angles).

Mol	Chain	Bond lengths		Bond angles	
		RMSZ	# $ Z  > 5$	RMSZ	# $ Z  > 5$
1	0	0.52	0/450	0.79	0/599
2	1	0.38	0/417	0.64	0/554
3	2	0.52	0/380	0.71	0/498
4	3	0.50	0/513	0.70	1/676 (0.1%)
5	4	0.41	0/303	0.64	0/397
6	5	0.31	0/18	0.53	0/26
8	7	0.44	0/65	0.95	1/99 (1.0%)
9	A	0.85	14/68599 (0.0%)	1.70	1689/107011 (1.6%)
10	B	0.75	0/2801	1.57	48/4365 (1.1%)
11	C	0.48	0/2122	0.74	1/2852 (0.0%)
12	D	0.61	0/1586	0.80	2/2134 (0.1%)
13	E	0.51	0/1571	0.73	0/2113
14	F	0.33	0/1435	0.55	0/1926
15	G	0.38	0/1343	0.61	0/1816
16	H	0.32	0/436	0.57	0/586
17	I	0.23	0/1046	0.47	0/1410
18	J	0.60	0/1152	0.84	1/1551 (0.1%)
19	K	0.61	1/948 (0.1%)	0.83	0/1268
20	L	0.50	0/1054	0.80	2/1403 (0.1%)
21	M	0.55	0/1093	0.78	0/1460
22	N	0.55	0/974	0.82	2/1301 (0.2%)
23	O	0.42	0/902	0.66	0/1209
24	P	0.52	0/929	0.72	0/1242
25	Q	0.73	0/960	0.89	1/1278 (0.1%)
26	R	0.68	2/829 (0.2%)	0.85	1/1107 (0.1%)
27	S	0.63	0/864	0.84	0/1156
28	T	0.51	0/745	0.80	0/994
29	U	0.45	0/788	0.75	0/1051
30	V	0.47	0/766	0.65	0/1025
31	W	0.67	0/603	0.93	1/797 (0.1%)
32	X	0.43	0/635	0.75	1/848 (0.1%)
33	Y	0.39	0/510	0.63	0/677



Mol	Chain	Bond lengths		Bond angles	
		RMSZ	# Z  >5	RMSZ	# Z  >5
34	Z	0.58	0/453	0.93	2/605 (0.3%)
All	All	0.77	17/97290 (0.0%)	1.52	1753/146034 (1.2%)

Chiral center outliers are detected by calculating the chiral volume of a chiral center and verifying if the center is modelled as a planar moiety or with the opposite hand. A planarity outlier is detected by checking planarity of atoms in a peptide group, atoms in a mainchain group or atoms of a sidechain that are expected to be planar.

Mol	Chain	#Chirality outliers	#Planarity outliers
12	D	0	1
18	J	0	1
22	N	0	1
All	All	0	3

All (17) bond length outliers are listed below:

Mol	Chain	Res	Type	Atoms	Z	Observed(Å)	Ideal(Å)
9	A	1142	A	N9-C4	-8.37	1.32	1.37
9	A	984	A	C5-C6	-7.42	1.34	1.41
26	R	86	GLN	CB-CG	7.24	1.72	1.52
9	A	1783	A	N7-C5	-6.73	1.35	1.39
9	A	2606	C	N1-C6	-5.88	1.33	1.37
9	A	984	A	N9-C4	-5.85	1.34	1.37
26	R	86	GLN	CG-CD	5.79	1.64	1.51
9	A	1785	A	N7-C5	-5.64	1.35	1.39
9	A	984	A	N3-C4	-5.60	1.31	1.34
9	A	563	A	N7-C5	-5.57	1.35	1.39
9	A	2699	C	N1-C6	-5.54	1.33	1.37
9	A	1299	G	N7-C5	-5.54	1.35	1.39
9	A	1385	A	N9-C4	-5.53	1.34	1.37
9	A	1658	C	N1-C6	-5.25	1.33	1.37
9	A	1654	A	N3-C4	-5.23	1.31	1.34
19	K	122	VAL	CA-CB	5.22	1.65	1.54
9	A	673	C	N1-C6	-5.13	1.34	1.37

All (1753) bond angle outliers are listed below:

Mol	Chain	Res	Type	Atoms	Z	Observed(°)	Ideal(°)
9	A	571	U	O4'-C1'-N1	17.58	122.26	108.20
9	A	2848	G	P-O3'-C3'	17.00	140.11	119.70
9	A	627	A	P-O3'-C3'	16.26	139.22	119.70
9	A	984	A	N1-C6-N6	16.12	128.27	118.60

*Continued on next page...*

*Continued from previous page...*

Mol	Chain	Res	Type	Atoms	Z	Observed(°)	Ideal(°)
9	A	1603	A	P-O3'-C3'	-15.82	100.71	119.70
9	A	2893	A	P-O3'-C3'	15.11	137.83	119.70
9	A	984	A	C2-N3-C4	-15.01	103.10	110.60
9	A	1997	C	N1-C1'-C2'	-14.71	94.87	114.00
9	A	451	U	O4'-C1'-N1	14.65	119.92	108.20
9	A	788	A	P-O3'-C3'	14.60	137.22	119.70
9	A	1012	U	O4'-C1'-N1	14.27	119.61	108.20
9	A	302	C	N1-C1'-C2'	-14.14	95.62	114.00
9	A	250	G	P-O3'-C3'	-14.14	102.73	119.70
9	A	2283	C	N1-C1'-C2'	-14.12	95.64	114.00
9	A	531	C	O4'-C1'-N1	-13.76	97.19	108.20
9	A	2423	U	O4'-C1'-N1	-13.71	97.23	108.20
9	A	2752	C	N1-C1'-C2'	-13.71	96.18	114.00
9	A	2776	A	P-O3'-C3'	13.69	136.13	119.70
9	A	728	G	P-O3'-C3'	13.50	135.90	119.70
9	A	241	A	P-O3'-C3'	13.33	135.69	119.70
9	A	2800	A	P-O3'-C3'	13.18	135.52	119.70
9	A	1151	A	P-O3'-C3'	-13.04	104.05	119.70
9	A	1023	U	N1-C1'-C2'	-12.96	97.15	114.00
10	B	90	C	N1-C1'-C2'	-12.95	97.16	114.00
9	A	1461	C	N1-C1'-C2'	-12.94	97.17	114.00
9	A	783	A	P-O3'-C3'	-12.77	104.37	119.70
10	B	44	G	P-O3'-C3'	12.69	134.92	119.70
9	A	2517	C	O4'-C1'-N1	12.59	118.27	108.20
9	A	390	U	P-O3'-C3'	12.54	134.75	119.70
9	A	1635	A	P-O3'-C3'	-12.48	104.72	119.70
9	A	373	U	N1-C1'-C2'	-12.44	97.83	114.00
9	A	805	G	P-O3'-C3'	12.27	134.42	119.70
9	A	481	G	P-O3'-C3'	12.25	134.40	119.70
9	A	2214	C	N1-C1'-C2'	-12.24	98.09	114.00
9	A	92	U	N1-C1'-C2'	-12.15	98.20	114.00
9	A	227	A	P-O3'-C3'	12.10	134.22	119.70
9	A	847	U	P-O3'-C3'	-12.07	105.22	119.70
9	A	2447	G	P-O3'-C3'	12.05	134.16	119.70
9	A	1602	U	O4'-C1'-N1	12.04	117.83	108.20
9	A	449	A	P-O3'-C3'	-12.03	105.26	119.70
9	A	1435	G	P-O3'-C3'	-12.02	105.28	119.70
9	A	1240	U	O4'-C1'-N1	-11.98	98.61	108.20
9	A	1993	U	N1-C1'-C2'	-11.94	98.47	114.00
9	A	2712	C	P-O3'-C3'	11.88	133.95	119.70
9	A	1971	U	N1-C1'-C2'	-11.82	98.64	114.00
9	A	588	U	N1-C1'-C2'	-11.81	98.65	114.00

*Continued on next page...*

*Continued from previous page...*

Mol	Chain	Res	Type	Atoms	Z	Observed(°)	Ideal(°)
9	A	531	C	P-O3'-C3'	11.81	133.87	119.70
9	A	961	C	O4'-C1'-N1	11.79	117.64	108.20
9	A	790	U	N1-C1'-C2'	-11.76	98.72	114.00
10	B	88	C	O4'-C1'-N1	-11.74	98.81	108.20
9	A	984	A	C6-C5-N7	-11.71	124.10	132.30
9	A	2061	G	C4'-C3'-O3'	-11.67	84.89	109.40
9	A	1204	A	P-O3'-C3'	11.66	133.70	119.70
9	A	1815	A	P-O3'-C3'	11.65	133.68	119.70
9	A	2581	G	P-O3'-C3'	11.61	133.64	119.70
9	A	1602	U	P-O3'-C3'	11.55	133.56	119.70
9	A	1287	A	P-O3'-C3'	-11.55	105.84	119.70
9	A	1654	A	N9-C1'-C2'	-11.53	99.01	114.00
9	A	1782	U	N1-C1'-C2'	-11.46	99.10	114.00
9	A	1675	C	N1-C1'-C2'	-11.46	99.11	114.00
9	A	49	A	P-O3'-C3'	11.45	133.44	119.70
9	A	2691	C	N1-C1'-C2'	-11.45	99.12	114.00
9	A	2879	A	P-O3'-C3'	11.37	133.34	119.70
9	A	1963	U	P-O3'-C3'	-11.29	106.15	119.70
9	A	164	C	P-O3'-C3'	-11.24	106.22	119.70
9	A	1859	U	N1-C1'-C2'	-11.22	99.41	114.00
9	A	1779	U	O4'-C1'-N1	11.17	117.14	108.20
9	A	1967	C	N1-C1'-C2'	-11.17	99.48	114.00
9	A	2424	C	P-O3'-C3'	-11.12	106.36	119.70
9	A	1398	C	N1-C1'-C2'	-11.12	99.55	114.00
9	A	229	C	N1-C1'-C2'	-11.02	99.67	114.00
9	A	685	A	P-O3'-C3'	10.99	132.89	119.70
9	A	1394	U	O4'-C1'-N1	-10.99	99.41	108.20
9	A	2809	A	P-O3'-C3'	-10.96	106.55	119.70
9	A	671	C	N1-C1'-C2'	-10.95	99.77	114.00
9	A	573	U	O4'-C1'-N1	10.94	116.95	108.20
9	A	2449	U	O4'-C1'-N1	-10.94	99.45	108.20
9	A	435	C	N1-C1'-C2'	-10.92	99.81	114.00
9	A	2382	G	P-O3'-C3'	10.90	132.78	119.70
9	A	1417	C	N1-C1'-C2'	-10.88	99.86	114.00
9	A	861	A	P-O3'-C3'	-10.87	106.65	119.70
9	A	2894	G	P-O3'-C3'	-10.87	106.66	119.70
9	A	164	C	N1-C1'-C2'	-10.86	99.89	114.00
9	A	1247	A	P-O3'-C3'	10.82	132.69	119.70
9	A	2425	A	P-O3'-C3'	10.82	132.68	119.70
9	A	587	C	O4'-C1'-N1	-10.79	99.56	108.20
9	A	2333	A	P-O3'-C3'	10.78	132.64	119.70
9	A	249	C	P-O3'-C3'	10.75	132.60	119.70

*Continued on next page...*

*Continued from previous page...*

Mol	Chain	Res	Type	Atoms	Z	Observed(°)	Ideal(°)
9	A	1330	C	N1-C1'-C2'	-10.73	100.05	114.00
9	A	243	U	N1-C1'-C2'	-10.72	100.06	114.00
9	A	784	G	P-O3'-C3'	10.71	132.56	119.70
9	A	790	U	P-O3'-C3'	-10.71	106.85	119.70
10	B	25	U	N1-C1'-C2'	-10.71	100.08	114.00
9	A	1013	C	N1-C1'-C2'	-10.70	100.09	114.00
9	A	995	C	O4'-C1'-N1	-10.69	99.65	108.20
9	A	2022	U	O4'-C1'-N1	10.67	116.73	108.20
9	A	1648	U	N1-C1'-C2'	-10.66	100.14	114.00
9	A	1360	G	P-O3'-C3'	-10.62	106.96	119.70
9	A	934	U	N1-C1'-C2'	-10.60	100.22	114.00
9	A	475	C	N1-C1'-C2'	-10.57	100.26	114.00
9	A	1249	U	N1-C1'-C2'	-10.57	100.26	114.00
9	A	2384	U	P-O3'-C3'	10.55	132.37	119.70
9	A	1427	A	P-O3'-C3'	10.53	132.34	119.70
9	A	2226	C	P-O3'-C3'	-10.50	107.10	119.70
9	A	645	C	P-O3'-C3'	10.47	132.26	119.70
9	A	2086	U	N1-C1'-C2'	-10.45	100.42	114.00
9	A	2068	U	N1-C1'-C2'	-10.44	100.43	114.00
9	A	1565	C	N1-C1'-C2'	10.43	127.56	114.00
9	A	2505	G	O3'-P-O5'	-10.43	84.18	104.00
9	A	2225	A	P-O3'-C3'	10.41	132.19	119.70
9	A	2239	G	P-O3'-C3'	-10.39	107.23	119.70
9	A	2023	C	N1-C1'-C2'	-10.38	100.50	114.00
9	A	1396	U	O4'-C1'-N1	10.37	116.50	108.20
9	A	119	A	P-O3'-C3'	10.36	132.13	119.70
9	A	2801	G	P-O3'-C3'	-10.36	107.27	119.70
9	A	239	C	N1-C1'-C2'	-10.34	100.56	114.00
9	A	1963	U	N1-C1'-C2'	-10.34	100.56	114.00
9	A	687	C	N1-C1'-C2'	-10.32	100.58	114.00
9	A	1045	C	P-O3'-C3'	10.32	132.09	119.70
9	A	2497	A	P-O3'-C3'	10.32	132.08	119.70
9	A	1288	G	O4'-C1'-N9	10.31	116.45	108.20
9	A	178	G	P-O3'-C3'	-10.31	107.33	119.70
9	A	604	G	P-O3'-C3'	-10.27	107.38	119.70
9	A	1634	A	P-O3'-C3'	10.23	131.98	119.70
9	A	1249	U	O4'-C1'-N1	-10.19	100.05	108.20
9	A	1941	C	N1-C1'-C2'	-10.19	100.76	114.00
10	B	57	A	P-O3'-C3'	-10.18	107.48	119.70
9	A	656	G	P-O3'-C3'	-10.17	107.50	119.70
9	A	2044	C	P-O3'-C3'	-10.16	107.50	119.70
9	A	2609	U	O4'-C1'-N1	10.15	116.32	108.20

*Continued on next page...*

*Continued from previous page...*

Mol	Chain	Res	Type	Atoms	Z	Observed(°)	Ideal(°)
9	A	2036	C	N1-C1'-C2'	-10.14	100.82	114.00
9	A	1954	G	P-O3'-C3'	10.13	131.86	119.70
9	A	61	C	N1-C1'-C2'	-10.09	100.89	114.00
9	A	1971	U	O4'-C1'-N1	10.09	116.27	108.20
9	A	2807	U	O4'-C1'-N1	-10.06	100.15	108.20
9	A	784	G	O4'-C1'-N9	-10.06	100.15	108.20
9	A	646	U	N1-C1'-C2'	-10.03	100.96	114.00
9	A	204	A	P-O3'-C3'	9.99	131.69	119.70
9	A	2030	A	P-O3'-C3'	9.99	131.68	119.70
9	A	2137	U	N1-C1'-C2'	-9.97	101.04	112.00
9	A	2725	A	P-O3'-C3'	9.95	131.64	119.70
9	A	2808	G	P-O3'-C3'	9.94	131.63	119.70
9	A	1034	G	P-O3'-C3'	-9.94	107.77	119.70
9	A	2728	U	P-O3'-C3'	9.93	131.61	119.70
9	A	1250	G	P-O3'-C3'	9.90	131.58	119.70
9	A	1654	A	P-O3'-C3'	-9.90	107.82	119.70
9	A	301	G	P-O3'-C3'	9.88	131.56	119.70
9	A	215	G	P-O3'-C3'	9.88	131.56	119.70
9	A	1272	A	P-O3'-C3'	9.87	131.54	119.70
9	A	2611	C	N1-C1'-C2'	-9.83	101.18	112.00
9	A	2572	A	P-O3'-C3'	9.82	131.48	119.70
9	A	2835	A	P-O3'-C3'	9.81	131.47	119.70
9	A	2824	C	N1-C2-O2	-9.78	113.03	118.90
9	A	1816	C	P-O3'-C3'	-9.78	107.96	119.70
9	A	2756	U	P-O3'-C3'	9.77	131.42	119.70
9	A	85	G	P-O3'-C3'	-9.76	107.99	119.70
9	A	2210	U	P-O3'-C3'	9.75	131.40	119.70
9	A	459	U	N1-C1'-C2'	-9.74	101.29	112.00
9	A	2347	C	N1-C1'-C2'	-9.73	101.29	112.00
9	A	620	G	P-O3'-C3'	9.73	131.38	119.70
9	A	2689	U	O4'-C1'-N1	9.70	115.96	108.20
9	A	747	U	P-O3'-C3'	-9.68	108.08	119.70
9	A	1838	C	P-O3'-C3'	9.68	131.31	119.70
9	A	587	C	N1-C1'-C2'	9.67	126.56	114.00
9	A	126	A	P-O3'-C3'	-9.66	108.11	119.70
9	A	1135	C	N1-C1'-C2'	-9.65	101.38	112.00
9	A	783	A	C5-N7-C8	-9.65	99.08	103.90
9	A	2866	U	O4'-C1'-N1	9.65	115.92	108.20
9	A	616	A	P-O3'-C3'	-9.63	108.15	119.70
9	A	527	C	P-O3'-C3'	9.61	131.23	119.70
9	A	1288	G	P-O3'-C3'	9.60	131.22	119.70
9	A	1647	U	O4'-C1'-N1	9.60	115.88	108.20

*Continued on next page...*

*Continued from previous page...*

Mol	Chain	Res	Type	Atoms	Z	Observed(°)	Ideal(°)
9	A	503	A	P-O3'-C3'	9.58	131.20	119.70
9	A	2629	U	P-O3'-C3'	9.55	131.16	119.70
9	A	1476	U	N1-C1'-C2'	-9.54	101.50	112.00
9	A	1329	U	P-O3'-C3'	9.54	131.15	119.70
9	A	2060	A	P-O3'-C3'	9.54	131.15	119.70
9	A	1455	G	P-O3'-C3'	-9.53	108.26	119.70
9	A	2645	G	P-O3'-C3'	9.51	131.11	119.70
9	A	2490	G	P-O3'-C3'	9.50	131.10	119.70
9	A	522	A	P-O3'-C3'	-9.49	108.31	119.70
9	A	238	C	P-O3'-C3'	9.48	131.07	119.70
9	A	506	G	P-O3'-C3'	9.45	131.04	119.70
9	A	984	A	N9-C4-C5	-9.45	102.02	105.80
9	A	1682	G	P-O3'-C3'	-9.45	108.36	119.70
9	A	2312	U	N1-C1'-C2'	-9.45	101.61	112.00
9	A	866	A	N9-C1'-C2'	-9.44	101.61	112.00
10	B	52	A	P-O3'-C3'	9.42	131.01	119.70
9	A	413	C	N1-C1'-C2'	-9.42	101.64	112.00
9	A	2468	A	P-O3'-C3'	9.42	131.00	119.70
9	A	2603	G	P-O3'-C3'	-9.41	108.41	119.70
9	A	2656	U	N1-C1'-C2'	-9.38	101.68	112.00
9	A	621	A	P-O3'-C3'	-9.37	108.46	119.70
9	A	2681	C	P-O3'-C3'	9.36	130.94	119.70
9	A	404	A	P-O3'-C3'	9.36	130.93	119.70
9	A	1265	A	P-O3'-C3'	9.35	130.92	119.70
9	A	1498	C	N1-C1'-C2'	-9.34	101.72	112.00
9	A	2200	C	N1-C1'-C2'	-9.33	101.74	112.00
9	A	2498	C	N1-C1'-C2'	-9.32	101.75	112.00
9	A	2732	G	P-O3'-C3'	9.31	130.88	119.70
9	A	92	U	P-O3'-C3'	-9.31	108.53	119.70
9	A	2197	U	P-O3'-C3'	9.30	130.86	119.70
9	A	727	A	P-O5'-C5'	-9.27	106.06	120.90
10	B	48	U	P-O5'-C5'	-9.27	106.06	120.90
9	A	512	G	O4'-C1'-N9	9.27	115.61	108.20
9	A	200	U	N1-C1'-C2'	-9.25	101.83	112.00
9	A	1779	U	C5-C6-N1	-9.24	118.08	122.70
9	A	671	C	O4'-C1'-N1	9.23	115.59	108.20
9	A	686	U	O4'-C1'-N1	9.22	115.58	108.20
10	B	67	G	P-O3'-C3'	-9.20	108.66	119.70
9	A	1644	C	N1-C1'-C2'	-9.20	101.88	112.00
9	A	143	C	N1-C1'-C2'	-9.16	101.92	112.00
9	A	61	C	P-O3'-C3'	-9.15	108.72	119.70
9	A	1965	C	N1-C1'-C2'	-9.12	101.97	112.00

*Continued on next page...*

*Continued from previous page...*

Mol	Chain	Res	Type	Atoms	Z	Observed(°)	Ideal(°)
9	A	62	U	O4'-C1'-N1	9.11	115.49	108.20
9	A	2266	A	P-O3'-C3'	9.11	130.63	119.70
9	A	811	U	P-O3'-C3'	9.08	130.59	119.70
9	A	1920	C	P-O3'-C3'	-9.08	108.81	119.70
9	A	962	G	P-O3'-C3'	-9.07	108.81	119.70
9	A	974	G	C5-N7-C8	-9.07	99.76	104.30
9	A	1499	C	O4'-C1'-N1	9.06	115.45	108.20
9	A	646	U	O4'-C1'-N1	9.06	115.45	108.20
9	A	2354	C	O4'-C1'-N1	-9.06	100.95	108.20
9	A	2319	G	P-O3'-C3'	9.05	130.56	119.70
9	A	2541	A	P-O3'-C3'	9.03	130.53	119.70
9	A	1786	A	O4'-C1'-N9	9.02	115.42	108.20
10	B	40	U	P-O3'-C3'	9.01	130.51	119.70
9	A	2689	U	N1-C1'-C2'	8.97	125.67	114.00
9	A	847	U	N1-C1'-C2'	-8.94	102.16	112.00
9	A	165	A	P-O3'-C3'	-8.94	108.97	119.70
9	A	2051	A	P-O3'-C3'	8.94	130.43	119.70
9	A	27	G	P-O3'-C3'	8.93	130.41	119.70
9	A	208	C	C6-N1-C2	8.91	123.87	120.30
9	A	2230	G	P-O3'-C3'	-8.91	109.01	119.70
9	A	421	C	P-O3'-C3'	8.90	130.38	119.70
9	A	2733	A	P-O3'-C3'	-8.88	109.05	119.70
9	A	2504	U	N1-C1'-C2'	-8.87	102.25	112.00
9	A	1379	U	N1-C1'-C2'	-8.86	102.25	112.00
9	A	1981	A	P-O3'-C3'	-8.86	109.06	119.70
9	A	1434	A	P-O3'-C3'	8.86	130.33	119.70
9	A	369	U	O4'-C1'-N1	-8.85	101.12	108.20
9	A	805	G	P-O5'-C5'	-8.84	106.75	120.90
9	A	34	U	P-O3'-C3'	8.81	130.27	119.70
9	A	984	A	C4-C5-N7	8.80	115.10	110.70
9	A	1716	U	N1-C1'-C2'	-8.79	102.33	112.00
9	A	1568	G	P-O3'-C3'	-8.79	109.15	119.70
9	A	1816	C	N1-C1'-C2'	-8.79	102.33	112.00
9	A	249	C	N1-C1'-C2'	8.78	125.41	114.00
9	A	2517	C	C6-N1-C2	8.77	123.81	120.30
9	A	2880	C	N1-C1'-C2'	-8.77	102.35	112.00
9	A	1326	U	P-O3'-C3'	-8.74	109.21	119.70
9	A	1451	C	O4'-C1'-N1	8.74	115.19	108.20
9	A	2520	C	N1-C1'-C2'	-8.74	102.39	112.00
9	A	1210	G	P-O3'-C3'	8.73	130.18	119.70
9	A	2689	U	P-O3'-C3'	8.72	130.17	119.70
9	A	2727	A	P-O3'-C3'	-8.72	109.23	119.70

*Continued on next page...*



*Continued from previous page...*

Mol	Chain	Res	Type	Atoms	Z	Observed(°)	Ideal(°)
9	A	1626	A	P-O3'-C3'	8.70	130.14	119.70
9	A	1739	A	P-O3'-C3'	-8.69	109.28	119.70
9	A	748	G	P-O3'-C3'	-8.68	109.29	119.70
9	A	1508	A	P-O3'-C3'	8.66	130.09	119.70
9	A	1942	C	N1-C1'-C2'	-8.66	102.47	112.00
9	A	2519	U	O4'-C1'-N1	8.66	115.13	108.20
9	A	1142	A	C2-N3-C4	-8.65	106.28	110.60
9	A	2612	C	O4'-C1'-N1	8.64	115.12	108.20
9	A	28	A	P-O5'-C5'	-8.64	107.07	120.90
9	A	946	C	N1-C1'-C2'	-8.64	102.49	112.00
9	A	1675	C	P-O3'-C3'	-8.63	109.34	119.70
9	A	1558	C	P-O3'-C3'	8.63	130.06	119.70
9	A	2836	U	N1-C1'-C2'	-8.61	102.53	112.00
9	A	505	A	P-O3'-C3'	-8.61	109.37	119.70
9	A	2797	U	P-O3'-C3'	8.60	130.02	119.70
9	A	474	G	P-O3'-C3'	8.57	129.99	119.70
9	A	2573	C	N1-C1'-C2'	-8.57	102.57	112.00
9	A	2752	C	P-O3'-C3'	-8.57	109.41	119.70
9	A	958	U	O4'-C1'-N1	-8.55	101.36	108.20
9	A	2458	G	P-O3'-C3'	8.55	129.96	119.70
9	A	764	A	O4'-C1'-N9	8.52	115.02	108.20
9	A	2321	U	P-O3'-C3'	-8.51	109.48	119.70
9	A	984	A	N1-C2-N3	8.51	133.55	129.30
9	A	571	U	P-O3'-C3'	8.49	129.89	119.70
9	A	1956	U	N1-C1'-C2'	-8.49	102.66	112.00
9	A	1759	A	P-O3'-C3'	-8.48	109.52	119.70
9	A	1126	A	P-O3'-C3'	8.47	129.86	119.70
9	A	2426	A	P-O3'-C3'	8.47	129.86	119.70
9	A	865	C	P-O3'-C3'	8.46	129.86	119.70
9	A	791	C	O4'-C1'-N1	8.46	114.97	108.20
9	A	1942	C	P-O3'-C3'	-8.45	109.56	119.70
9	A	1407	G	P-O3'-C3'	-8.45	109.56	119.70
9	A	2035	G	P-O3'-C3'	8.44	129.83	119.70
9	A	1157	G	P-O3'-C3'	-8.43	109.59	119.70
9	A	904	G	P-O3'-C3'	-8.42	109.59	119.70
9	A	422	A	P-O3'-C3'	-8.40	109.62	119.70
9	A	783	A	N7-C8-N9	8.40	118.00	113.80
9	A	2093	G	N9-C1'-C2'	-8.38	102.78	112.00
9	A	1639	C	O4'-C1'-N1	8.37	114.90	108.20
9	A	1611	C	P-O3'-C3'	-8.37	109.66	119.70
9	A	1254	A	P-O5'-C5'	-8.36	107.52	120.90
9	A	2321	U	N1-C1'-C2'	-8.36	102.81	112.00

*Continued on next page...*



*Continued from previous page...*

Mol	Chain	Res	Type	Atoms	Z	Observed(°)	Ideal(°)
9	A	1112	G	P-O3'-C3'	-8.35	109.68	119.70
10	B	42	C	N1-C1'-C2'	-8.35	102.82	112.00
9	A	1522	A	P-O3'-C3'	8.34	129.71	119.70
9	A	2250	G	O4'-C1'-N9	-8.34	101.53	108.20
9	A	391	A	P-O3'-C3'	-8.32	109.71	119.70
9	A	2846	G	P-O5'-C5'	-8.32	107.58	120.90
9	A	1732	C	P-O3'-C3'	8.31	129.68	119.70
9	A	2572	A	N1-C6-N6	8.31	123.59	118.60
9	A	2451	A	O3'-P-O5'	8.29	119.74	104.00
9	A	403	U	P-O3'-C3'	8.25	129.60	119.70
9	A	800	A	P-O3'-C3'	8.25	129.59	119.70
9	A	1653	G	P-O3'-C3'	8.24	129.59	119.70
9	A	673	C	C6-N1-C2	8.23	123.59	120.30
9	A	984	A	N9-C1'-C2'	-8.22	102.95	112.00
9	A	556	A	P-O3'-C3'	-8.22	109.83	119.70
9	A	1848	A	P-O3'-C3'	-8.22	109.84	119.70
9	A	2422	C	O4'-C1'-N1	-8.19	101.65	108.20
9	A	1213	A	P-O5'-C5'	-8.19	107.80	120.90
9	A	1021	A	P-O3'-C3'	-8.18	109.88	119.70
9	A	2215	C	N1-C1'-C2'	-8.18	103.00	112.00
9	A	1859	U	P-O3'-C3'	-8.17	109.90	119.70
9	A	783	A	N9-C1'-C2'	-8.16	103.03	112.00
9	A	144	A	P-O3'-C3'	-8.15	109.92	119.70
9	A	595	C	C6-N1-C2	8.13	123.55	120.30
9	A	2613	U	P-O3'-C3'	8.13	129.46	119.70
9	A	2777	G	P-O3'-C3'	-8.12	109.95	119.70
9	A	1013	C	P-O3'-C3'	-8.12	109.96	119.70
9	A	1901	A	P-O3'-C3'	-8.12	109.96	119.70
9	A	1615	C	P-O3'-C3'	8.10	129.42	119.70
9	A	2601	C	O3'-P-O5'	8.10	119.38	104.00
9	A	783	A	N1-C6-N6	8.09	123.45	118.60
9	A	727	A	P-O3'-C3'	-8.07	110.01	119.70
9	A	1980	G	O4'-C1'-N9	8.04	114.64	108.20
9	A	1324	G	P-O3'-C3'	8.04	129.35	119.70
9	A	2602	A	P-O3'-C3'	-8.03	110.06	119.70
9	A	221	A	P-O3'-C3'	8.02	129.32	119.70
9	A	2646	C	N1-C1'-C2'	-8.00	103.20	112.00
9	A	196	A	O4'-C1'-N9	7.98	114.58	108.20
9	A	1980	G	P-O3'-C3'	7.97	129.27	119.70
9	A	2567	G	P-O3'-C3'	-7.97	110.13	119.70
9	A	2759	G	P-O5'-C5'	-7.97	108.14	120.90
9	A	1357	C	P-O3'-C3'	-7.95	110.16	119.70

*Continued on next page...*

*Continued from previous page...*

Mol	Chain	Res	Type	Atoms	Z	Observed(°)	Ideal(°)
9	A	812	C	P-O3'-C3'	-7.94	110.17	119.70
9	A	948	C	C5-C6-N1	-7.94	117.03	121.00
9	A	1782	U	P-O3'-C3'	-7.93	110.18	119.70
9	A	2214	C	P-O3'-C3'	-7.93	110.19	119.70
9	A	860	U	P-O5'-C5'	-7.93	108.22	120.90
9	A	1289	C	P-O3'-C3'	-7.92	110.19	119.70
10	B	16	G	P-O3'-C3'	-7.92	110.19	119.70
9	A	704	G	P-O3'-C3'	7.92	129.20	119.70
9	A	2337	G	P-O3'-C3'	-7.90	110.22	119.70
9	A	2606	C	C5-C6-N1	-7.89	117.06	121.00
9	A	1293	C	P-O3'-C3'	-7.88	110.25	119.70
9	A	531	C	N1-C1'-C2'	7.88	124.24	114.00
9	A	1255	U	N1-C1'-C2'	-7.87	103.34	112.00
9	A	2060	A	O4'-C1'-N9	7.87	114.50	108.20
9	A	2312	U	P-O3'-C3'	-7.87	110.26	119.70
9	A	2152	G	P-O3'-C3'	-7.86	110.27	119.70
9	A	654	A	P-O3'-C3'	7.85	129.12	119.70
9	A	1839	G	P-O3'-C3'	-7.85	110.28	119.70
9	A	2681	C	N1-C2-O2	-7.85	114.19	118.90
9	A	1255	U	O5'-P-OP1	-7.85	98.64	105.70
9	A	33	C	P-O3'-C3'	7.84	129.11	119.70
9	A	454	A	P-O3'-C3'	7.82	129.09	119.70
9	A	1627	G	P-O3'-C3'	-7.82	110.31	119.70
9	A	1026	G	P-O3'-C3'	-7.82	110.32	119.70
9	A	2258	C	P-O3'-C3'	7.81	129.07	119.70
9	A	764	A	P-O3'-C3'	7.81	129.07	119.70
9	A	137	U	O4'-C1'-N1	-7.79	101.96	108.20
9	A	817	C	N1-C2-O2	-7.79	114.22	118.90
9	A	196	A	P-O3'-C3'	7.79	129.05	119.70
9	A	385	C	O4'-C1'-N1	-7.79	101.97	108.20
9	A	1714	U	O4'-C1'-N1	-7.79	101.97	108.20
9	A	1732	C	O4'-C1'-N1	7.78	114.42	108.20
9	A	1127	A	C8-N9-C4	-7.77	102.69	105.80
9	A	2385	C	N1-C1'-C2'	-7.77	103.45	112.00
9	A	1340	U	O4'-C1'-N1	7.77	114.42	108.20
9	A	91	A	P-O3'-C3'	7.77	129.02	119.70
9	A	1885	A	P-O3'-C3'	-7.76	110.39	119.70
9	A	1555	G	P-O3'-C3'	-7.76	110.39	119.70
9	A	1936	A	C2-N3-C4	-7.75	106.72	110.60
9	A	1695	G	P-O3'-C3'	-7.71	110.44	119.70
9	A	2346	A	P-O3'-C3'	7.71	128.95	119.70
9	A	786	C	C6-N1-C2	7.69	123.37	120.30

*Continued on next page...*

*Continued from previous page...*

Mol	Chain	Res	Type	Atoms	Z	Observed(°)	Ideal(°)
9	A	2506	U	C5'-C4'-O4'	7.68	118.31	109.10
9	A	2662	A	P-O3'-C3'	-7.68	110.49	119.70
9	A	2672	U	O4'-C1'-N1	-7.66	102.07	108.20
9	A	812	C	N1-C1'-C2'	-7.65	103.58	112.00
9	A	1681	G	P-O3'-C3'	7.64	128.87	119.70
9	A	1693	U	P-O3'-C3'	7.64	128.86	119.70
9	A	1306	C	O4'-C1'-N1	7.63	114.31	108.20
9	A	729	G	P-O3'-C3'	-7.63	110.54	119.70
9	A	783	A	C4-C5-N7	7.63	114.51	110.70
9	A	529	A	C8-N9-C4	7.62	108.85	105.80
9	A	697	G	P-O3'-C3'	7.62	128.84	119.70
9	A	1786	A	P-O3'-C3'	7.61	128.83	119.70
9	A	613	A	P-O3'-C3'	7.61	128.83	119.70
9	A	507	A	P-O3'-C3'	-7.60	110.58	119.70
9	A	490	C	P-O5'-C5'	-7.60	108.74	120.90
9	A	1706	C	P-O3'-C3'	7.60	128.82	119.70
9	A	984	A	C4-C5-C6	7.60	120.80	117.00
9	A	2250	G	C5-N7-C8	-7.60	100.50	104.30
9	A	740	C	N1-C1'-C2'	-7.58	103.66	112.00
9	A	482	A	P-O3'-C3'	-7.58	110.61	119.70
9	A	479	A	P-O3'-C3'	7.57	128.78	119.70
9	A	984	A	C5-C6-N6	-7.57	117.64	123.70
9	A	790	U	O4'-C1'-N1	7.57	114.25	108.20
9	A	2086	U	O4'-C1'-N1	7.56	114.25	108.20
9	A	1385	A	P-O3'-C3'	7.55	128.76	119.70
9	A	573	U	P-O3'-C3'	7.55	128.76	119.70
9	A	2566	A	P-O3'-C3'	7.55	128.76	119.70
9	A	2768	U	P-O3'-C3'	-7.55	110.64	119.70
9	A	1510	G	P-O3'-C3'	-7.54	110.65	119.70
9	A	985	C	P-O3'-C3'	-7.54	110.65	119.70
9	A	1416	G	P-O3'-C3'	7.54	128.75	119.70
9	A	1330	C	O4'-C1'-N1	7.53	114.22	108.20
9	A	1152	C	N1-C2-O2	-7.53	114.38	118.90
9	A	509	C	P-O3'-C3'	-7.51	110.69	119.70
9	A	914	G	P-O3'-C3'	-7.50	110.69	119.70
9	A	1286	A	O4'-C1'-N9	7.50	114.20	108.20
9	A	489	G	P-O3'-C3'	7.49	128.69	119.70
9	A	783	A	C6-C5-N7	-7.49	127.06	132.30
9	A	915	C	N1-C1'-C2'	-7.49	103.77	112.00
9	A	233	A	P-O3'-C3'	-7.48	110.72	119.70
9	A	1905	C	O4'-C1'-N1	7.47	114.18	108.20
9	A	1918	A	P-O3'-C3'	7.47	128.66	119.70

*Continued on next page...*

*Continued from previous page...*

Mol	Chain	Res	Type	Atoms	Z	Observed(°)	Ideal(°)
9	A	1943	U	P-O3'-C3'	7.47	128.66	119.70
9	A	125	A	P-O3'-C3'	7.46	128.65	119.70
10	B	67	G	P-O5'-C5'	-7.46	108.96	120.90
9	A	2575	C	O4'-C1'-N1	7.46	114.17	108.20
10	B	108	A	P-O3'-C3'	7.46	128.65	119.70
9	A	177	G	P-O3'-C3'	7.45	128.64	119.70
9	A	777	G	N9-C1'-C2'	-7.45	103.80	112.00
9	A	1524	G	P-O3'-C3'	-7.43	110.78	119.70
9	A	14	A	P-O3'-C3'	-7.43	110.78	119.70
9	A	1205	A	P-O3'-C3'	7.43	128.62	119.70
9	A	2440	C	N1-C1'-C2'	-7.43	103.83	112.00
9	A	1491	G	P-O3'-C3'	-7.43	110.79	119.70
9	A	199	A	P-O3'-C3'	7.42	128.61	119.70
9	A	1461	C	P-O3'-C3'	-7.41	110.80	119.70
9	A	2423	U	N1-C1'-C2'	7.41	123.64	114.00
9	A	2645	G	O4'-C1'-N9	7.41	114.13	108.20
9	A	1048	A	P-O3'-C3'	-7.41	110.81	119.70
9	A	1119	U	P-O3'-C3'	-7.41	110.81	119.70
9	A	1451	C	P-O3'-C3'	7.41	128.59	119.70
9	A	2267	A	C3'-C2'-C1'	7.41	107.42	101.50
9	A	791	C	N1-C2-O2	-7.40	114.46	118.90
9	A	1063	G	P-O3'-C3'	-7.40	110.82	119.70
9	A	2151	U	O4'-C1'-N1	7.40	114.12	108.20
9	A	2615	U	N1-C1'-C2'	-7.39	103.87	112.00
9	A	995	C	P-O3'-C3'	7.38	128.56	119.70
9	A	1611	C	P-O5'-C5'	-7.38	109.10	120.90
9	A	1965	C	P-O3'-C3'	-7.37	110.85	119.70
9	A	60	G	P-O3'-C3'	7.37	128.54	119.70
9	A	2250	G	C6-C5-N7	-7.37	125.98	130.40
9	A	2151	U	N1-C1'-C2'	-7.35	103.91	112.00
9	A	2430	A	P-O3'-C3'	7.35	128.52	119.70
9	A	967	U	P-O3'-C3'	-7.35	110.88	119.70
9	A	395	U	P-O3'-C3'	7.35	128.52	119.70
9	A	2715	C	P-O3'-C3'	-7.34	110.89	119.70
9	A	835	C	N1-C1'-C2'	-7.34	103.93	112.00
9	A	1463	C	O4'-C1'-N1	-7.33	102.33	108.20
9	A	961	C	P-O3'-C3'	7.33	128.50	119.70
9	A	84	A	P-O3'-C3'	7.33	128.50	119.70
9	A	2431	U	N1-C1'-C2'	-7.32	103.94	112.00
9	A	35	G	P-O5'-C5'	-7.32	109.19	120.90
9	A	671	C	P-O3'-C3'	-7.31	110.93	119.70
9	A	747	U	O5'-P-OP2	-7.30	99.13	105.70

*Continued on next page...*

*Continued from previous page...*

Mol	Chain	Res	Type	Atoms	Z	Observed(°)	Ideal(°)
9	A	1758	U	N1-C2-N3	7.29	119.28	114.90
9	A	1884	G	O4'-C1'-N9	7.29	114.03	108.20
9	A	1286	A	P-O3'-C3'	7.29	128.45	119.70
9	A	2459	A	P-O3'-C3'	-7.29	110.95	119.70
9	A	2791	G	P-O3'-C3'	-7.29	110.95	119.70
9	A	1867	G	P-O3'-C3'	-7.28	110.96	119.70
9	A	682	G	O4'-C1'-N9	-7.28	102.38	108.20
9	A	1027	A	O4'-C1'-N9	-7.27	102.38	108.20
9	A	1942	C	P-O5'-C5'	-7.27	109.27	120.90
9	A	70	G	P-O3'-C3'	7.27	128.42	119.70
9	A	2064	C	N1-C1'-C2'	-7.26	104.01	112.00
9	A	934	U	P-O3'-C3'	-7.26	110.99	119.70
9	A	984	A	C5-C6-N1	-7.26	114.07	117.70
9	A	324	A	P-O3'-C3'	-7.24	111.01	119.70
9	A	528	A	N1-C6-N6	7.24	122.94	118.60
9	A	726	G	P-O3'-C3'	7.23	128.38	119.70
9	A	752	A	P-O3'-C3'	7.23	128.38	119.70
9	A	2286	G	P-O3'-C3'	7.23	128.38	119.70
9	A	1198	U	O4'-C1'-N1	-7.22	102.42	108.20
9	A	1733	G	P-O3'-C3'	-7.21	111.04	119.70
9	A	974	G	C4-C5-N7	7.21	113.68	110.80
9	A	921	C	O4'-C1'-N1	7.21	113.97	108.20
9	A	2391	G	O4'-C1'-N9	7.21	113.96	108.20
9	A	1116	G	P-O3'-C3'	-7.20	111.06	119.70
9	A	1238	G	N9-C1'-C2'	-7.20	104.08	112.00
9	A	2866	U	P-O3'-C3'	7.17	128.31	119.70
26	R	9	GLY	N-CA-C	-7.17	95.17	113.10
9	A	2250	G	N1-C6-O6	7.17	124.20	119.90
9	A	2067	G	P-O3'-C3'	7.17	128.30	119.70
9	A	1033	U	N1-C1'-C2'	7.16	123.31	114.00
9	A	858	G	P-O3'-C3'	7.16	128.29	119.70
9	A	1818	U	P-O3'-C3'	7.16	128.29	119.70
9	A	1024	G	P-O5'-C5'	-7.15	109.46	120.90
9	A	257	C	O4'-C1'-N1	7.15	113.92	108.20
9	A	637	A	P-O3'-C3'	7.15	128.28	119.70
9	A	2654	A	P-O3'-C3'	7.15	128.28	119.70
9	A	306	U	O4'-C1'-N1	-7.14	102.48	108.20
9	A	951	C	C6-N1-C2	7.14	123.16	120.30
9	A	1278	C	C6-N1-C2	7.14	123.16	120.30
9	A	2797	U	N1-C1'-C2'	7.14	123.29	114.00
9	A	1920	C	N1-C1'-C2'	-7.14	104.14	112.00
9	A	2018	G	N9-C4-C5	7.14	108.26	105.40

*Continued on next page...*

*Continued from previous page...*

Mol	Chain	Res	Type	Atoms	Z	Observed(°)	Ideal(°)
9	A	2820	A	C2-N3-C4	-7.13	107.04	110.60
9	A	822	G	O4'-C1'-N9	7.12	113.90	108.20
9	A	1396	U	P-O3'-C3'	7.12	128.25	119.70
9	A	1273	U	P-O3'-C3'	-7.12	111.16	119.70
9	A	2275	C	N1-C1'-C2'	7.12	123.26	114.00
9	A	2439	A	P-O3'-C3'	7.12	128.25	119.70
9	A	2424	C	N1-C1'-C2'	-7.11	104.17	112.00
9	A	2343	U	O4'-C1'-N1	-7.10	102.52	108.20
9	A	462	C	C6-N1-C2	7.10	123.14	120.30
9	A	35	G	N1-C6-O6	-7.10	115.64	119.90
9	A	2890	G	N1-C6-O6	7.08	124.14	119.90
9	A	1328	A	P-O3'-C3'	7.07	128.18	119.70
9	A	1499	C	N1-C1'-C2'	-7.05	104.25	112.00
9	A	484	C	O4'-C1'-N1	-7.04	102.56	108.20
9	A	961	C	N3-C4-C5	-7.04	119.08	121.90
9	A	2307	G	P-O3'-C3'	7.02	128.13	119.70
9	A	1272	A	P-O5'-C5'	-7.01	109.68	120.90
9	A	232	G	P-O3'-C3'	7.01	128.11	119.70
9	A	1011	G	P-O3'-C3'	7.01	128.11	119.70
9	A	852	U	P-O3'-C3'	-7.00	111.29	119.70
9	A	434	U	O4'-C1'-N1	7.00	113.80	108.20
9	A	2289	G	P-O3'-C3'	-7.00	111.30	119.70
9	A	386	G	P-O3'-C3'	7.00	128.10	119.70
9	A	2348	U	P-O3'-C3'	-7.00	111.31	119.70
32	X	70	LEU	CA-CB-CG	7.00	131.39	115.30
9	A	1866	A	P-O3'-C3'	-6.99	111.31	119.70
9	A	1651	G	C8-N9-C4	-6.99	103.61	106.40
9	A	1654	A	C3'-C2'-C1'	6.98	107.09	101.50
9	A	2423	U	P-O3'-C3'	6.98	128.07	119.70
9	A	974	G	N7-C8-N9	6.98	116.59	113.10
9	A	1645	G	O4'-C1'-N9	-6.97	102.62	108.20
9	A	1757	A	P-O3'-C3'	6.97	128.06	119.70
9	A	2051	A	C5-C6-N6	-6.97	118.12	123.70
9	A	794	A	P-O3'-C3'	-6.97	111.34	119.70
9	A	442	G	P-O3'-C3'	6.97	128.06	119.70
9	A	1326	U	O4'-C1'-N1	6.97	113.77	108.20
9	A	1999	C	C5-C6-N1	-6.97	117.52	121.00
9	A	1398	C	P-O3'-C3'	-6.96	111.35	119.70
9	A	2815	C	N1-C2-O2	-6.96	114.72	118.90
9	A	1343	G	P-O3'-C3'	-6.96	111.35	119.70
9	A	1351	C	O4'-C1'-N1	6.96	113.77	108.20
9	A	2392	A	P-O3'-C3'	-6.96	111.35	119.70

*Continued on next page...*

*Continued from previous page...*

Mol	Chain	Res	Type	Atoms	Z	Observed(°)	Ideal(°)
9	A	989	G	P-O3'-C3'	-6.96	111.35	119.70
9	A	944	C	C6-N1-C2	6.95	123.08	120.30
9	A	906	U	O4'-C1'-N1	6.94	113.75	108.20
9	A	1971	U	O3'-P-O5'	-6.94	90.81	104.00
9	A	510	C	O5'-P-OP2	-6.93	99.46	105.70
9	A	138	U	N1-C1'-C2'	-6.93	104.38	112.00
9	A	1809	A	P-O3'-C3'	-6.92	111.39	119.70
9	A	2383	G	P-O3'-C3'	-6.91	111.40	119.70
9	A	2283	C	P-O3'-C3'	-6.91	111.41	119.70
10	B	86	G	P-O3'-C3'	-6.91	111.41	119.70
9	A	2364	C	O4'-C1'-N1	6.91	113.73	108.20
9	A	163	C	N1-C1'-C2'	-6.91	104.40	112.00
9	A	2637	U	C5-C6-N1	-6.90	119.25	122.70
9	A	2297	A	P-O3'-C3'	-6.90	111.42	119.70
9	A	746	U	P-O3'-C3'	6.90	127.98	119.70
9	A	1266	G	P-O3'-C3'	6.90	127.97	119.70
9	A	1494	A	P-O3'-C3'	-6.89	111.43	119.70
9	A	2611	C	P-O5'-C5'	-6.89	109.88	120.90
9	A	531	C	O3'-P-O5'	-6.88	90.92	104.00
9	A	1738	G	P-O3'-C3'	6.88	127.96	119.70
9	A	1999	C	C6-N1-C2	6.88	123.05	120.30
10	B	13	G	P-O3'-C3'	-6.87	111.46	119.70
9	A	1340	U	O3'-P-O5'	-6.87	90.96	104.00
9	A	1606	C	P-O5'-C5'	-6.86	109.92	120.90
9	A	2062	A	P-O3'-C3'	-6.86	111.47	119.70
9	A	2211	A	P-O3'-C3'	6.86	127.93	119.70
9	A	2572	A	C8-N9-C4	6.86	108.54	105.80
9	A	369	U	N1-C1'-C2'	6.86	122.91	114.00
9	A	531	C	N3-C4-C5	6.86	124.64	121.90
9	A	1386	C	N1-C1'-C2'	-6.86	104.46	112.00
9	A	1340	U	C5-C6-N1	-6.85	119.28	122.70
9	A	93	G	P-O3'-C3'	-6.84	111.49	119.70
9	A	2363	G	P-O3'-C3'	6.83	127.90	119.70
9	A	390	U	N1-C1'-C2'	6.83	122.88	114.00
9	A	741	U	P-O5'-C5'	-6.83	109.97	120.90
9	A	1303	G	P-O3'-C3'	-6.83	111.51	119.70
10	B	87	U	P-O3'-C3'	6.82	127.89	119.70
9	A	1802	A	P-O3'-C3'	-6.82	111.52	119.70
9	A	2499	C	P-O5'-C5'	-6.82	109.99	120.90
9	A	2267	A	P-O5'-C5'	-6.81	110.00	120.90
9	A	2452	C	P-O3'-C3'	-6.81	111.53	119.70
9	A	2673	G	N9-C1'-C2'	-6.80	104.52	112.00

*Continued on next page...*



*Continued from previous page...*

Mol	Chain	Res	Type	Atoms	Z	Observed(°)	Ideal(°)
9	A	793	A	C2-N3-C4	-6.80	107.20	110.60
9	A	2264	C	P-O5'-C5'	-6.80	110.02	120.90
9	A	1009	A	P-O3'-C3'	-6.80	111.54	119.70
9	A	1655	A	O5'-P-OP2	-6.80	99.58	105.70
9	A	1681	G	C5-C6-O6	-6.80	124.52	128.60
9	A	806	C	P-O5'-C5'	-6.79	110.03	120.90
9	A	1411	U	O4'-C1'-N1	6.79	113.64	108.20
9	A	1672	A	C8-N9-C4	6.79	108.52	105.80
9	A	1708	C	C6-N1-C2	6.78	123.01	120.30
9	A	1985	C	N1-C2-O2	-6.78	114.83	118.90
9	A	1946	U	O4'-C1'-N1	-6.78	102.78	108.20
9	A	396	G	P-O3'-C3'	-6.78	111.57	119.70
9	A	861	A	P-O5'-C5'	-6.77	110.06	120.90
9	A	680	C	O4'-C1'-N1	-6.77	102.78	108.20
9	A	744	U	O4'-C1'-N1	6.77	113.62	108.20
9	A	1647	U	P-O3'-C3'	6.77	127.82	119.70
9	A	1714	U	P-O3'-C3'	-6.76	111.58	119.70
9	A	1237	A	P-O3'-C3'	6.76	127.81	119.70
9	A	1535	A	O4'-C1'-N9	6.75	113.60	108.20
9	A	1560	G	P-O3'-C3'	-6.75	111.59	119.70
9	A	2426	A	O4'-C1'-N9	-6.75	102.80	108.20
9	A	1428	C	O4'-C1'-N1	6.74	113.59	108.20
9	A	806	C	O4'-C1'-N1	-6.74	102.81	108.20
9	A	806	C	P-O3'-C3'	-6.73	111.62	119.70
9	A	2043	C	O4'-C1'-N1	-6.73	102.81	108.20
9	A	2427	C	C3'-C2'-C1'	6.73	106.89	101.50
9	A	2820	A	O4'-C1'-N9	-6.73	102.81	108.20
9	A	2766	A	O4'-C1'-N9	-6.73	102.82	108.20
9	A	2229	U	P-O3'-C3'	6.73	127.77	119.70
9	A	2215	C	P-O3'-C3'	-6.72	111.63	119.70
9	A	1783	A	P-O3'-C3'	-6.72	111.63	119.70
9	A	2356	U	O4'-C1'-N1	6.72	113.58	108.20
9	A	32	C	O4'-C1'-N1	6.72	113.58	108.20
9	A	1628	G	C6-C5-N7	-6.71	126.37	130.40
9	A	534	U	O4'-C1'-N1	6.69	113.55	108.20
9	A	1236	G	P-O3'-C3'	6.69	127.73	119.70
9	A	1512	C	P-O3'-C3'	-6.69	111.67	119.70
9	A	1996	C	P-O3'-C3'	6.69	127.73	119.70
9	A	583	G	P-O5'-C5'	-6.69	110.20	120.90
9	A	2756	U	N1-C1'-C2'	6.69	122.69	114.00
9	A	1320	C	P-O3'-C3'	6.68	127.72	119.70
9	A	2199	A	P-O3'-C3'	-6.68	111.69	119.70

*Continued on next page...*



*Continued from previous page...*

Mol	Chain	Res	Type	Atoms	Z	Observed(°)	Ideal(°)
9	A	2631	G	P-O5'-C5'	-6.67	110.22	120.90
9	A	1760	C	C5-C6-N1	-6.67	117.66	121.00
9	A	2506	U	P-O5'-C5'	6.67	131.57	120.90
9	A	2522	U	O4'-C1'-N1	-6.67	102.87	108.20
9	A	34	U	O4'-C1'-N1	-6.66	102.87	108.20
9	A	528	A	C6-C5-N7	-6.66	127.64	132.30
9	A	216	A	P-O3'-C3'	-6.65	111.72	119.70
9	A	1610	A	O4'-C1'-N9	-6.65	102.88	108.20
9	A	1325	U	O4'-C1'-N1	6.64	113.52	108.20
9	A	926	G	P-O5'-C5'	-6.64	110.27	120.90
9	A	1326	U	N1-C1'-C2'	-6.64	104.70	112.00
9	A	1971	U	C3'-C2'-C1'	6.64	106.81	101.50
9	A	933	A	P-O3'-C3'	-6.64	111.74	119.70
9	A	2459	A	N1-C6-N6	-6.64	114.62	118.60
9	A	1498	C	P-O3'-C3'	-6.63	111.74	119.70
9	A	856	G	P-O3'-C3'	6.63	127.66	119.70
9	A	1993	U	C3'-C2'-C1'	6.63	106.81	101.50
9	A	673	C	P-O3'-C3'	-6.63	111.74	119.70
9	A	1760	C	O4'-C1'-N1	-6.63	102.90	108.20
9	A	2226	C	P-O5'-C5'	-6.62	110.30	120.90
9	A	1734	G	P-O3'-C3'	-6.62	111.75	119.70
9	A	996	A	O5'-P-OP2	-6.62	99.74	105.70
9	A	753	A	P-O3'-C3'	-6.62	111.76	119.70
9	A	302	C	P-O3'-C3'	-6.62	111.76	119.70
9	A	443	A	P-O5'-C5'	-6.61	110.33	120.90
9	A	2850	A	P-O3'-C3'	-6.60	111.78	119.70
9	A	1058	U	O4'-C1'-N1	6.60	113.48	108.20
9	A	1045	C	N1-C1'-C2'	6.59	122.57	114.00
9	A	1074	G	P-O3'-C3'	-6.59	111.79	119.70
9	A	434	U	P-O3'-C3'	6.59	127.61	119.70
9	A	783	A	C2-N3-C4	-6.59	107.31	110.60
9	A	2022	U	P-O5'-C5'	-6.58	110.36	120.90
9	A	1457	U	P-O3'-C3'	6.58	127.60	119.70
9	A	1255	U	P-O5'-C5'	-6.58	110.37	120.90
9	A	237	C	O4'-C1'-N1	6.58	113.46	108.20
9	A	2350	C	O4'-C1'-N1	6.58	113.46	108.20
10	B	47	C	O4'-C1'-N1	-6.58	102.94	108.20
10	B	79	G	C5-C6-N1	6.58	114.79	111.50
9	A	1638	C	O4'-C1'-N1	6.58	113.46	108.20
9	A	2672	U	P-O3'-C3'	6.57	127.59	119.70
9	A	2821	A	P-O3'-C3'	-6.57	111.81	119.70
9	A	475	C	P-O3'-C3'	-6.57	111.82	119.70

*Continued on next page...*

*Continued from previous page...*

Mol	Chain	Res	Type	Atoms	Z	Observed(°)	Ideal(°)
9	A	414	C	O4'-C1'-N1	6.57	113.45	108.20
9	A	143	C	O4'-C1'-N1	6.56	113.45	108.20
9	A	1311	G	P-O3'-C3'	6.55	127.56	119.70
9	A	1667	G	C5-C6-O6	-6.55	124.67	128.60
9	A	507	A	N9-C1'-C2'	-6.55	104.80	112.00
9	A	1931	U	N1-C1'-C2'	-6.55	104.80	112.00
9	A	2501	C	N1-C1'-C2'	6.54	122.51	114.00
9	A	1386	C	P-O3'-C3'	-6.54	111.85	119.70
9	A	1780	A	P-O3'-C3'	6.54	127.55	119.70
9	A	2567	G	C6-C5-N7	6.54	134.32	130.40
9	A	2820	A	O3'-P-O5'	-6.54	91.58	104.00
9	A	1497	U	O4'-C1'-N1	6.53	113.43	108.20
9	A	1993	U	P-O5'-C5'	-6.53	110.45	120.90
9	A	125	A	O3'-P-O5'	-6.53	91.60	104.00
9	A	1758	U	N3-C2-O2	-6.52	117.63	122.20
9	A	2492	U	P-O3'-C3'	-6.52	111.88	119.70
9	A	2595	G	P-O5'-C5'	-6.52	110.47	120.90
9	A	2296	U	O4'-C1'-N1	6.52	113.41	108.20
9	A	2871	U	O5'-P-OP1	6.51	118.52	110.70
9	A	2555	U	O4'-C1'-N1	6.51	113.41	108.20
9	A	1544	A	P-O5'-C5'	-6.50	110.50	120.90
9	A	593	U	O4'-C1'-N1	6.50	113.40	108.20
9	A	600	G	P-O5'-C5'	-6.50	110.51	120.90
9	A	1939	U	O4'-C1'-N1	6.50	113.40	108.20
10	B	109	A	P-O3'-C3'	-6.50	111.91	119.70
9	A	2778	A	P-O3'-C3'	6.49	127.49	119.70
9	A	2335	A	P-O3'-C3'	-6.49	111.91	119.70
9	A	785	G	C2-N3-C4	-6.49	108.66	111.90
9	A	1756	G	O4'-C1'-N9	-6.49	103.01	108.20
9	A	637	A	O4'-C1'-N9	6.47	113.38	108.20
9	A	1329	U	O4'-C1'-N1	6.47	113.38	108.20
9	A	2431	U	P-O3'-C3'	-6.47	111.94	119.70
9	A	973	A	P-O3'-C3'	6.46	127.46	119.70
9	A	1300	G	O4'-C1'-N9	6.46	113.37	108.20
9	A	1200	C	C6-N1-C2	6.46	122.88	120.30
9	A	1618	A	C5-C6-N6	6.46	128.87	123.70
9	A	1760	C	C6-N1-C2	6.46	122.88	120.30
9	A	2519	U	N1-C1'-C2'	-6.45	104.90	112.00
9	A	1992	G	C4-N9-C1'	-6.45	118.12	126.50
9	A	1275	A	P-O3'-C3'	6.44	127.43	119.70
20	L	19	LEU	CA-CB-CG	6.44	130.12	115.30
9	A	1127	A	C3'-C2'-C1'	6.44	106.65	101.50

*Continued on next page...*

*Continued from previous page...*

Mol	Chain	Res	Type	Atoms	Z	Observed(°)	Ideal(°)
9	A	1024	G	C8-N9-C4	-6.43	103.83	106.40
9	A	807	U	P-O5'-C5'	-6.43	110.61	120.90
9	A	1276	A	P-O3'-C3'	-6.43	111.98	119.70
9	A	575	A	C4-C5-C6	6.42	120.21	117.00
9	A	1299	G	C6-C5-N7	-6.42	126.55	130.40
9	A	2326	C	P-O3'-C3'	6.42	127.41	119.70
9	A	913	U	P-O3'-C3'	6.42	127.41	119.70
9	A	2502	G	P-O5'-C5'	-6.42	110.62	120.90
9	A	63	A	N9-C1'-C2'	-6.42	104.94	112.00
9	A	1378	A	P-O3'-C3'	6.41	127.39	119.70
9	A	1476	U	C3'-C2'-C1'	6.41	106.63	101.50
9	A	1651	G	P-O5'-C5'	-6.41	110.65	120.90
9	A	2562	U	O4'-C1'-N1	-6.40	103.08	108.20
9	A	24	G	P-O3'-C3'	6.40	127.38	119.70
9	A	2606	C	C6-N1-C2	6.40	122.86	120.30
9	A	2089	C	P-O3'-C3'	-6.40	112.03	119.70
9	A	1678	A	N1-C6-N6	6.39	122.44	118.60
9	A	769	U	O4'-C1'-N1	-6.39	103.09	108.20
9	A	835	C	C6-N1-C2	6.39	122.85	120.30
9	A	948	C	C4-C5-C6	6.39	120.59	117.40
9	A	1129	A	C3'-C2'-C1'	6.38	106.61	101.50
9	A	476	G	P-O5'-C5'	-6.38	110.69	120.90
9	A	2425	A	O4'-C1'-N9	6.38	113.30	108.20
9	A	479	A	O4'-C1'-N9	6.37	113.30	108.20
9	A	2628	C	P-O3'-C3'	6.37	127.35	119.70
9	A	100	U	N1-C1'-C2'	6.37	122.28	114.00
9	A	967	U	O4'-C1'-N1	6.37	113.30	108.20
9	A	1945	G	P-O3'-C3'	-6.37	112.06	119.70
9	A	1033	U	P-O3'-C3'	6.37	127.34	119.70
9	A	2656	U	P-O3'-C3'	-6.36	112.07	119.70
9	A	1992	G	C8-N9-C1'	6.36	135.27	127.00
9	A	2728	U	N1-C1'-C2'	6.36	122.26	114.00
9	A	2613	U	O4'-C1'-N1	6.36	113.28	108.20
9	A	1132	U	O4'-C1'-N1	6.35	113.28	108.20
9	A	1340	U	P-O3'-C3'	6.35	127.32	119.70
9	A	1155	A	O4'-C1'-N9	6.34	113.27	108.20
9	A	655	A	P-O3'-C3'	6.34	127.30	119.70
9	A	2504	U	O4'-C1'-N1	6.33	113.27	108.20
9	A	587	C	P-O3'-C3'	6.33	127.30	119.70
9	A	1251	C	C2-N3-C4	-6.33	116.73	119.90
9	A	2297	A	O4'-C1'-N9	-6.33	103.13	108.20
9	A	2056	G	C5-C6-O6	-6.33	124.80	128.60

*Continued on next page...*

*Continued from previous page...*

Mol	Chain	Res	Type	Atoms	Z	Observed(°)	Ideal(°)
9	A	2492	U	P-O5'-C5'	-6.33	110.78	120.90
9	A	1499	C	P-O3'-C3'	-6.32	112.11	119.70
9	A	2777	G	O4'-C1'-N9	-6.32	103.14	108.20
9	A	846	U	P-O3'-C3'	6.31	127.27	119.70
9	A	451	U	P-O3'-C3'	6.31	127.27	119.70
9	A	1717	A	P-O3'-C3'	-6.31	112.13	119.70
9	A	2384	U	N1-C1'-C2'	6.31	122.20	114.00
9	A	2498	C	P-O3'-C3'	-6.31	112.13	119.70
9	A	523	C	N3-C4-C5	6.31	124.42	121.90
9	A	1459	G	P-O3'-C3'	-6.31	112.13	119.70
9	A	1005	C	N1-C2-O2	6.30	122.68	118.90
9	A	2556	C	O4'-C1'-N1	6.30	113.24	108.20
9	A	1324	G	O4'-C1'-N9	6.29	113.23	108.20
9	A	1009	A	N9-C1'-C2'	-6.29	105.08	112.00
9	A	2388	A	O4'-C1'-N9	6.28	113.23	108.20
9	A	2809	A	P-O5'-C5'	-6.28	110.85	120.90
9	A	1758	U	O4'-C1'-N1	-6.28	103.18	108.20
9	A	1116	G	N9-C1'-C2'	-6.28	105.10	112.00
9	A	2052	A	N9-C1'-C2'	-6.28	105.10	112.00
9	A	2824	C	C4-C5-C6	6.28	120.54	117.40
9	A	1426	G	O4'-C1'-N9	-6.27	103.18	108.20
9	A	1008	A	P-O3'-C3'	6.27	127.22	119.70
9	A	2047	C	O4'-C1'-N1	-6.27	103.19	108.20
9	A	2469	A	N9-C1'-C2'	-6.27	105.10	112.00
9	A	2646	C	P-O5'-C5'	-6.27	110.87	120.90
10	B	15	A	P-O5'-C5'	-6.27	110.87	120.90
9	A	529	A	N7-C8-N9	-6.27	110.67	113.80
9	A	1994	C	N1-C2-O2	-6.26	115.14	118.90
9	A	1419	A	P-O3'-C3'	6.26	127.21	119.70
9	A	1452	G	N3-C4-C5	6.26	131.73	128.60
9	A	2327	A	P-O3'-C3'	-6.26	112.19	119.70
9	A	1735	A	P-O3'-C3'	-6.25	112.20	119.70
9	A	984	A	C8-N9-C4	6.25	108.30	105.80
9	A	603	A	P-O3'-C3'	6.25	127.20	119.70
9	A	1694	C	N1-C1'-C2'	-6.25	105.13	112.00
9	A	2824	C	N3-C4-C5	-6.25	119.40	121.90
9	A	729	G	C3'-C2'-C1'	6.25	106.50	101.50
9	A	985	C	N1-C1'-C2'	-6.24	105.13	112.00
9	A	1759	A	P-O5'-C5'	-6.24	110.92	120.90
9	A	2152	G	N9-C1'-C2'	-6.24	105.14	112.00
9	A	2344	U	P-O3'-C3'	6.24	127.19	119.70
10	B	42	C	P-O3'-C3'	-6.24	112.21	119.70

*Continued on next page...*

*Continued from previous page...*

Mol	Chain	Res	Type	Atoms	Z	Observed(°)	Ideal(°)
9	A	2875	C	P-O5'-C5'	-6.23	110.92	120.90
9	A	819	A	O4'-C1'-N9	-6.23	103.22	108.20
9	A	776	G	O4'-C1'-N9	-6.22	103.22	108.20
9	A	1707	G	C3'-C2'-C1'	6.22	106.48	101.50
9	A	2517	C	N3-C4-C5	6.22	124.39	121.90
9	A	406	G	P-O3'-C3'	-6.21	112.24	119.70
9	A	2529	G	O4'-C1'-N9	-6.21	103.23	108.20
9	A	2263	C	N1-C2-O2	-6.20	115.18	118.90
9	A	528	A	C5-N7-C8	-6.20	100.80	103.90
9	A	2578	G	P-O3'-C3'	-6.19	112.27	119.70
9	A	621	A	P-O5'-C5'	-6.19	110.99	120.90
9	A	2888	C	P-O3'-C3'	-6.19	112.27	119.70
9	A	482	A	O5'-P-OP2	-6.19	100.13	105.70
9	A	174	U	P-O3'-C3'	-6.19	112.28	119.70
9	A	934	U	C3'-C2'-C1'	6.19	106.45	101.50
9	A	30	G	P-O5'-C5'	-6.18	111.00	120.90
10	B	12	C	N1-C1'-C2'	6.18	122.04	114.00
9	A	63	A	P-O3'-C3'	-6.18	112.28	119.70
9	A	2259	U	N1-C1'-C2'	-6.18	105.21	112.00
9	A	2492	U	N1-C1'-C2'	-6.17	105.21	112.00
9	A	1828	G	P-O5'-C5'	6.17	130.78	120.90
9	A	803	U	O4'-C1'-N1	6.17	113.14	108.20
9	A	729	G	P-O5'-C5'	-6.17	111.03	120.90
9	A	786	C	N3-C4-C5	6.17	124.37	121.90
9	A	2755	C	O4'-C1'-N1	-6.17	103.27	108.20
9	A	588	U	C3'-C2'-C1'	6.16	106.43	101.50
9	A	2630	G	P-O3'-C3'	-6.16	112.31	119.70
9	A	528	A	P-O3'-C3'	-6.15	112.32	119.70
9	A	2226	C	N1-C1'-C2'	-6.15	105.24	112.00
9	A	2250	G	N7-C8-N9	6.14	116.17	113.10
9	A	1613	G	N1-C6-O6	-6.14	116.22	119.90
9	A	2407	A	P-O5'-C5'	-6.13	111.09	120.90
9	A	584	C	O4'-C1'-N1	6.13	113.11	108.20
9	A	1357	C	C6-N1-C2	6.13	122.75	120.30
9	A	1300	G	P-O3'-C3'	6.13	127.05	119.70
9	A	2800	A	C3'-C2'-C1'	6.12	106.40	101.50
9	A	2424	C	N3-C4-N4	-6.12	113.71	118.00
9	A	1315	C	O4'-C1'-N1	-6.12	103.30	108.20
9	A	861	A	OP1-P-O3'	6.12	118.66	105.20
9	A	2646	C	P-O3'-C3'	-6.12	112.36	119.70
10	B	25	U	P-O3'-C3'	-6.11	112.36	119.70
9	A	66	C	O4'-C1'-N1	6.11	113.09	108.20

*Continued on next page...*

*Continued from previous page...*

Mol	Chain	Res	Type	Atoms	Z	Observed(°)	Ideal(°)
9	A	760	G	C5-C6-O6	-6.11	124.94	128.60
9	A	1461	C	C3'-C2'-C1'	6.10	106.38	101.50
9	A	2729	G	P-O3'-C3'	-6.10	112.38	119.70
9	A	1421	G	P-O3'-C3'	-6.10	112.38	119.70
9	A	120	U	P-O5'-C5'	-6.10	111.14	120.90
9	A	1682	G	P-O5'-C5'	-6.10	111.15	120.90
9	A	385	C	P-O3'-C3'	6.09	127.01	119.70
9	A	2507	C	C4'-C3'-O3'	-6.09	96.60	109.40
9	A	2691	C	P-O5'-C5'	-6.09	111.15	120.90
10	B	45	A	N9-C1'-C2'	-6.09	105.30	112.00
9	A	620	G	O3'-P-O5'	6.09	115.56	104.00
9	A	1290	C	C5-C6-N1	-6.08	117.96	121.00
9	A	2868	A	P-O3'-C3'	-6.08	112.40	119.70
9	A	1627	G	C8-N9-C4	-6.08	103.97	106.40
9	A	1794	A	P-O3'-C3'	6.08	126.99	119.70
9	A	2463	C	P-O3'-C3'	-6.08	112.41	119.70
9	A	2052	A	P-O5'-C5'	-6.08	111.18	120.90
9	A	557	C	P-O3'-C3'	6.07	126.99	119.70
9	A	2062	A	O3'-P-O5'	-6.07	92.46	104.00
9	A	114	U	O4'-C1'-N1	-6.07	103.34	108.20
9	A	2219	U	O4'-C1'-N1	6.07	113.06	108.20
9	A	1184	U	P-O3'-C3'	6.07	126.98	119.70
9	A	1829	A	P-O3'-C3'	-6.07	112.42	119.70
9	A	491	G	C3'-C2'-C1'	6.07	106.35	101.50
9	A	667	U	O4'-C1'-N1	-6.05	103.36	108.20
9	A	2440	C	C3'-C2'-C1'	6.05	106.34	101.50
9	A	819	A	C8-N9-C4	6.05	108.22	105.80
9	A	2502	G	O5'-P-OP2	-6.05	100.25	105.70
9	A	775	G	O4'-C1'-N9	6.05	113.04	108.20
9	A	346	A	P-O3'-C3'	-6.05	112.44	119.70
9	A	758	C	P-O3'-C3'	6.05	126.96	119.70
9	A	2382	G	O4'-C1'-N9	6.05	113.04	108.20
9	A	2244	U	O4'-C1'-N1	-6.04	103.36	108.20
9	A	1735	A	C3'-C2'-C1'	6.04	106.33	101.50
9	A	206	U	N1-C1'-C2'	-6.04	105.36	112.00
9	A	834	G	C2-N3-C4	-6.04	108.88	111.90
9	A	1398	C	C3'-C2'-C1'	6.04	106.33	101.50
9	A	413	C	P-O3'-C3'	-6.03	112.46	119.70
9	A	575	A	O4'-C1'-N9	6.03	113.03	108.20
10	B	97	C	C6-N1-C2	6.03	122.71	120.30
9	A	255	A	O4'-C1'-N9	-6.03	103.38	108.20
9	A	1761	C	O4'-C1'-N1	-6.03	103.38	108.20

*Continued on next page...*

*Continued from previous page...*

Mol	Chain	Res	Type	Atoms	Z	Observed(°)	Ideal(°)
9	A	2889	C	N1-C2-O2	-6.03	115.28	118.90
9	A	1963	U	C2-N1-C1'	6.02	124.92	117.70
9	A	13	A	P-O3'-C3'	6.02	126.92	119.70
9	A	273	G	C3'-C2'-C1'	6.02	106.31	101.50
9	A	578	G	O5'-P-OP2	-6.01	100.29	105.70
9	A	802	A	P-O3'-C3'	-6.01	112.48	119.70
9	A	2773	C	C6-N1-C2	6.01	122.71	120.30
9	A	174	U	O4'-C1'-N1	-6.01	103.39	108.20
9	A	115	C	O4'-C1'-N1	-6.01	103.39	108.20
9	A	831	G	N9-C1'-C2'	-6.01	105.39	112.00
9	A	387	U	P-O5'-C5'	-6.01	111.29	120.90
9	A	937	C	C6-N1-C2	6.00	122.70	120.30
9	A	2051	A	OP1-P-O3'	6.00	118.40	105.20
9	A	2311	A	P-O3'-C3'	6.00	126.90	119.70
9	A	2901	C	O4'-C1'-N1	-6.00	103.40	108.20
9	A	1248	G	P-O5'-C5'	-6.00	111.31	120.90
9	A	1694	C	C6-N1-C2	6.00	122.70	120.30
9	A	2880	C	P-O3'-C3'	-6.00	112.50	119.70
9	A	1872	A	C3'-C2'-C1'	5.99	106.30	101.50
9	A	2066	C	C6-N1-C2	5.99	122.70	120.30
9	A	2681	C	N1-C1'-C2'	5.99	121.78	114.00
9	A	2228	G	P-O5'-C5'	-5.98	111.33	120.90
9	A	491	G	N9-C1'-C2'	-5.98	105.42	112.00
9	A	597	G	C6-C5-N7	-5.98	126.81	130.40
9	A	2506	U	O4'-C4'-C3'	5.98	110.88	106.10
9	A	2606	C	N1-C1'-C2'	-5.98	105.42	112.00
9	A	323	C	O4'-C1'-N1	5.98	112.98	108.20
9	A	1458	U	P-O3'-C3'	5.98	126.88	119.70
9	A	914	G	N9-C1'-C2'	-5.98	105.42	112.00
9	A	1248	G	P-O3'-C3'	5.98	126.87	119.70
9	A	1015	U	P-O5'-C5'	-5.97	111.34	120.90
9	A	2874	C	P-O3'-C3'	-5.97	112.53	119.70
9	A	1858	A	C3'-C2'-C1'	5.97	106.27	101.50
9	A	18	U	P-O5'-C5'	-5.96	111.36	120.90
9	A	906	U	P-O5'-C5'	-5.96	111.36	120.90
9	A	567	U	P-O3'-C3'	-5.96	112.55	119.70
9	A	1378	A	O4'-C1'-N9	5.96	112.97	108.20
9	A	206	U	P-O3'-C3'	-5.96	112.55	119.70
9	A	480	A	N9-C1'-C2'	-5.96	105.45	112.00
9	A	1115	G	P-O3'-C3'	5.96	126.85	119.70
9	A	513	A	C3'-C2'-C1'	5.95	106.26	101.50
9	A	1520	U	O4'-C1'-N1	-5.95	103.44	108.20

*Continued on next page...*



*Continued from previous page...*

Mol	Chain	Res	Type	Atoms	Z	Observed(°)	Ideal(°)
9	A	628	G	P-O3'-C3'	-5.95	112.56	119.70
9	A	1695	G	C3'-C2'-C1'	5.95	106.26	101.50
9	A	2402	U	O4'-C1'-N1	5.95	112.96	108.20
9	A	829	A	C8-N9-C4	5.95	108.18	105.80
9	A	2447	G	O3'-P-O5'	-5.95	92.70	104.00
9	A	266	G	P-O3'-C3'	-5.95	112.56	119.70
9	A	748	G	O4'-C1'-N9	5.94	112.95	108.20
9	A	2573	C	O4'-C1'-N1	-5.94	103.44	108.20
9	A	1379	U	C3'-C2'-C1'	5.94	106.25	101.50
9	A	914	G	C6-C5-N7	-5.94	126.84	130.40
9	A	2250	G	C4-C5-N7	5.94	113.18	110.80
9	A	2750	A	P-O3'-C3'	5.94	126.83	119.70
9	A	163	C	O4'-C1'-N1	5.94	112.95	108.20
9	A	504	A	P-O5'-C5'	-5.93	111.41	120.90
9	A	1992	G	N3-C4-N9	-5.93	122.44	126.00
9	A	2335	A	C3'-C2'-C1'	5.93	106.25	101.50
9	A	1969	A	P-O3'-C3'	5.93	126.82	119.70
9	A	1013	C	C3'-C2'-C1'	5.93	106.24	101.50
9	A	935	C	P-O3'-C3'	-5.93	112.59	119.70
9	A	2146	C	O4'-C1'-N1	5.92	112.94	108.20
9	A	2715	C	O5'-P-OP2	-5.92	100.37	105.70
9	A	331	C	O4'-C1'-N1	5.92	112.94	108.20
9	A	1780	A	C5-C6-N1	-5.92	114.74	117.70
9	A	2064	C	C3'-C2'-C1'	5.92	106.23	101.50
9	A	372	G	P-O3'-C3'	5.92	126.80	119.70
9	A	523	C	P-O5'-C5'	-5.92	111.43	120.90
9	A	749	A	OP1-P-OP2	5.92	128.48	119.60
9	A	1340	U	C6-N1-C2	5.92	124.55	121.00
9	A	2774	C	O4'-C1'-N1	5.92	112.93	108.20
9	A	1112	G	N9-C1'-C2'	-5.91	105.50	112.00
9	A	1293	C	C6-N1-C2	5.91	122.66	120.30
9	A	1376	C	P-O3'-C3'	5.91	126.79	119.70
9	A	2831	G	N1-C6-O6	5.91	123.45	119.90
9	A	2380	C	P-O5'-C5'	-5.91	111.45	120.90
31	W	20	LEU	CB-CG-CD2	5.90	121.04	111.00
9	A	577	G	OP2-P-O3'	5.90	118.18	105.20
22	N	101	GLY	N-CA-C	5.90	127.85	113.10
9	A	2656	U	C3'-C2'-C1'	5.90	106.22	101.50
9	A	198	C	N3-C4-C5	-5.89	119.54	121.90
9	A	527	C	O4'-C1'-N1	5.89	112.91	108.20
9	A	1178	C	O4'-C1'-N1	5.89	112.91	108.20
9	A	1967	C	C3'-C2'-C1'	5.89	106.21	101.50

*Continued on next page...*



*Continued from previous page...*

Mol	Chain	Res	Type	Atoms	Z	Observed(°)	Ideal(°)
9	A	2321	U	O4'-C1'-N1	-5.89	103.49	108.20
9	A	2337	G	N9-C1'-C2'	-5.89	105.52	112.00
9	A	2462	C	P-O5'-C5'	-5.89	111.47	120.90
9	A	1025	G	P-O3'-C3'	5.89	126.77	119.70
9	A	373	U	C3'-C2'-C1'	5.89	106.21	101.50
9	A	682	G	C4-N9-C1'	5.89	134.16	126.50
9	A	2602	A	C4'-C3'-O3'	-5.89	97.03	109.40
9	A	2683	C	N1-C2-O2	-5.89	115.37	118.90
9	A	2781	A	P-O3'-C3'	-5.89	112.63	119.70
9	A	1020	A	P-O3'-C3'	5.88	126.76	119.70
9	A	2807	U	C5-C6-N1	-5.88	119.76	122.70
9	A	621	A	N9-C1'-C2'	-5.88	105.53	112.00
9	A	2714	G	C5-C6-O6	5.88	132.13	128.60
9	A	761	A	C5-C6-N1	5.88	120.64	117.70
9	A	1273	U	P-O5'-C5'	-5.88	111.50	120.90
9	A	2520	C	C3'-C2'-C1'	5.88	106.20	101.50
9	A	243	U	C3'-C2'-C1'	5.87	106.20	101.50
9	A	669	G	P-O3'-C3'	5.87	126.75	119.70
9	A	73	A	C3'-C2'-C1'	5.87	106.20	101.50
9	A	2249	U	P-O3'-C3'	5.87	126.75	119.70
9	A	1900	A	P-O3'-C3'	5.87	126.74	119.70
9	A	2261	C	P-O3'-C3'	5.87	126.74	119.70
9	A	2712	C	N1-C1'-C2'	5.87	121.63	114.00
9	A	739	A	C4'-C3'-C2'	5.87	108.47	102.60
9	A	1618	A	C5-C6-N1	-5.87	114.77	117.70
9	A	16	C	P-O3'-C3'	-5.86	112.66	119.70
9	A	1526	C	C6-N1-C2	5.86	122.64	120.30
9	A	1288	G	O5'-P-OP2	-5.86	100.42	105.70
9	A	1007	C	N3-C4-C5	5.86	124.24	121.90
9	A	981	A	C8-N9-C4	5.85	108.14	105.80
9	A	1697	G	C5-C6-O6	-5.85	125.09	128.60
9	A	1784	A	P-O3'-C3'	5.85	126.72	119.70
9	A	2025	C	C5-C6-N1	-5.85	118.08	121.00
9	A	2325	G	P-O3'-C3'	-5.85	112.68	119.70
9	A	1662	U	O4'-C1'-N1	5.84	112.88	108.20
9	A	2542	A	P-O5'-C5'	-5.84	111.55	120.90
9	A	690	G	P-O5'-C5'	-5.84	111.55	120.90
9	A	2507	C	C5'-C4'-C3'	-5.84	106.66	116.00
9	A	657	U	O4'-C1'-N1	-5.84	103.53	108.20
9	A	683	U	N1-C1'-C2'	-5.84	105.58	112.00
9	A	2072	C	O3'-P-O5'	-5.83	92.92	104.00
9	A	2137	U	O4'-C1'-N1	5.83	112.87	108.20

*Continued on next page...*

*Continued from previous page...*

Mol	Chain	Res	Type	Atoms	Z	Observed(°)	Ideal(°)
9	A	573	U	P-O5'-C5'	-5.83	111.57	120.90
9	A	2556	C	N1-C2-O2	-5.83	115.40	118.90
9	A	52	A	P-O3'-C3'	-5.83	112.71	119.70
9	A	1537	G	P-O3'-C3'	-5.83	112.70	119.70
9	A	1101	U	N1-C1'-C2'	-5.83	105.59	112.00
9	A	506	G	O4'-C1'-N9	5.83	112.86	108.20
9	A	867	C	O4'-C1'-N1	5.83	112.86	108.20
9	A	1943	U	N1-C1'-C2'	5.83	121.57	114.00
9	A	2344	U	N1-C1'-C2'	5.83	121.57	114.00
9	A	2734	A	P-O3'-C3'	-5.83	112.71	119.70
9	A	2653	U	O4'-C1'-N1	5.82	112.86	108.20
10	B	14	U	P-O3'-C3'	5.82	126.69	119.70
9	A	1123	C	C6-N1-C2	5.82	122.63	120.30
9	A	2517	C	P-O3'-C3'	5.82	126.68	119.70
9	A	1135	C	P-O5'-C5'	-5.81	111.60	120.90
9	A	1867	G	N9-C1'-C2'	-5.81	105.61	112.00
9	A	1666	G	P-O5'-C5'	-5.81	111.60	120.90
9	A	2325	G	C3'-C2'-C1'	5.81	106.15	101.50
9	A	2567	G	C5-C6-N1	5.81	114.41	111.50
9	A	753	A	C3'-C2'-C1'	5.81	106.15	101.50
9	A	1839	G	C3'-C2'-C1'	5.81	106.15	101.50
9	A	1996	C	OP1-P-O3'	5.81	117.98	105.20
9	A	456	C	O4'-C1'-N1	-5.81	103.56	108.20
9	A	1452	G	N3-C4-N9	-5.80	122.52	126.00
9	A	1675	C	C5-C6-N1	-5.80	118.10	121.00
9	A	2791	G	O5'-P-OP1	-5.80	100.48	105.70
9	A	2640	G	P-O5'-C5'	-5.80	111.62	120.90
9	A	2200	C	P-O3'-C3'	-5.80	112.75	119.70
9	A	463	G	P-O5'-C5'	-5.79	111.63	120.90
9	A	932	U	P-O3'-C3'	-5.79	112.75	119.70
9	A	1385	A	C8-N9-C4	5.79	108.12	105.80
9	A	1133	A	P-O3'-C3'	-5.79	112.75	119.70
9	A	1417	C	P-O3'-C3'	-5.79	112.75	119.70
9	A	2195	U	O4'-C1'-N1	5.79	112.83	108.20
9	A	452	G	P-O3'-C3'	-5.79	112.76	119.70
9	A	1965	C	P-O5'-C5'	-5.79	111.64	120.90
9	A	1027	A	N1-C6-N6	5.78	122.07	118.60
9	A	2695	U	P-O3'-C3'	5.78	126.64	119.70
9	A	1005	C	N3-C2-O2	-5.78	117.85	121.90
9	A	62	U	P-O3'-C3'	5.77	126.63	119.70
9	A	984	A	C5-N7-C8	-5.77	101.01	103.90
9	A	1160	G	P-O5'-C5'	-5.77	111.67	120.90

*Continued on next page...*

*Continued from previous page...*

Mol	Chain	Res	Type	Atoms	Z	Observed(°)	Ideal(°)
9	A	920	A	P-O3'-C3'	-5.77	112.78	119.70
9	A	2230	G	P-O5'-C5'	-5.77	111.67	120.90
9	A	272	A	P-O3'-C3'	-5.76	112.79	119.70
9	A	1975	G	P-O3'-C3'	-5.75	112.80	119.70
9	A	2707	U	C5-C6-N1	-5.75	119.82	122.70
9	A	2890	G	C6-C5-N7	-5.75	126.95	130.40
9	A	14	A	C3'-C2'-C1'	5.75	106.10	101.50
9	A	1063	G	C3'-C2'-C1'	5.75	106.10	101.50
9	A	1379	U	P-O5'-C5'	-5.75	111.70	120.90
9	A	1707	G	N9-C1'-C2'	-5.75	105.68	112.00
9	A	1135	C	C3'-C2'-C1'	5.74	106.09	101.50
9	A	1865	U	P-O3'-C3'	5.74	126.59	119.70
9	A	1253	A	O4'-C1'-N9	-5.74	103.61	108.20
9	A	2530	A	P-O3'-C3'	5.74	126.59	119.70
10	B	15	A	P-O3'-C3'	5.74	126.59	119.70
9	A	20	C	P-O3'-C3'	5.74	126.58	119.70
9	A	2570	G	C2-N3-C4	-5.74	109.03	111.90
9	A	1266	G	C8-N9-C4	5.73	108.69	106.40
9	A	302	C	C3'-C2'-C1'	5.73	106.08	101.50
9	A	412	A	C3'-C2'-C1'	5.73	106.08	101.50
9	A	630	G	P-O3'-C3'	5.73	126.58	119.70
9	A	2637	U	N1-C2-O2	-5.73	118.79	122.80
9	A	1009	A	C3'-C2'-C1'	5.73	106.08	101.50
9	A	1446	C	O4'-C1'-N1	-5.73	103.62	108.20
9	A	2043	C	C6-N1-C2	5.73	122.59	120.30
9	A	2487	G	C5-C6-O6	-5.72	125.17	128.60
10	B	16	G	C3'-C2'-C1'	5.72	106.08	101.50
9	A	346	A	C3'-C2'-C1'	5.72	106.07	101.50
9	A	933	A	C3'-C2'-C1'	5.71	106.07	101.50
9	A	980	A	OP1-P-O3'	5.71	117.77	105.20
9	A	1902	C	N1-C2-O2	-5.71	115.47	118.90
9	A	1947	C	P-O3'-C3'	-5.71	112.85	119.70
9	A	1142	A	C5-C6-N1	-5.71	114.85	117.70
9	A	370	G	O4'-C1'-N9	-5.71	103.64	108.20
9	A	1739	A	P-O5'-C5'	-5.71	111.77	120.90
9	A	2027	G	O5'-P-OP2	-5.71	100.56	105.70
9	A	584	C	N1-C1'-C2'	-5.70	105.72	112.00
9	A	1320	C	N1-C1'-C2'	5.70	121.42	114.00
9	A	1537	G	C3'-C2'-C1'	5.70	106.06	101.50
9	A	74	A	P-O3'-C3'	5.70	126.54	119.70
9	A	1703	G	O3'-P-O5'	-5.70	93.17	104.00
9	A	2347	C	C3'-C2'-C1'	5.70	106.06	101.50

*Continued on next page...*

Continued from previous page...

Mol	Chain	Res	Type	Atoms	Z	Observed(°)	Ideal(°)
9	A	765	C	P-O3'-C3'	-5.70	112.86	119.70
9	A	1206	G	P-O3'-C3'	-5.70	112.87	119.70
9	A	1779	U	N3-C4-O4	-5.69	115.41	119.40
9	A	2623	G	N1-C2-N3	5.69	127.32	123.90
9	A	2543	G	P-O5'-C5'	-5.69	111.80	120.90
9	A	2426	A	N1-C6-N6	5.69	122.01	118.60
9	A	2807	U	C6-N1-C2	5.69	124.41	121.00
9	A	919	U	N1-C2-O2	-5.69	118.82	122.80
9	A	1954	G	C5-C6-N1	5.69	114.34	111.50
9	A	482	A	N9-C1'-C2'	-5.68	105.75	112.00
9	A	2008	C	C4-C5-C6	5.68	120.24	117.40
12	D	141	ARG	NE-CZ-NH1	-5.68	117.46	120.30
9	A	1327	A	P-O3'-C3'	5.68	126.52	119.70
9	A	435	C	C3'-C2'-C1'	5.68	106.04	101.50
9	A	1716	U	P-O3'-C3'	-5.68	112.88	119.70
9	A	2197	U	N1-C1'-C2'	5.68	121.38	114.00
10	B	46	A	N9-C1'-C2'	-5.68	105.75	112.00
9	A	985	C	P-O5'-C5'	-5.68	111.82	120.90
9	A	11	C	N1-C2-O2	-5.67	115.50	118.90
9	A	459	U	C3'-C2'-C1'	5.67	106.04	101.50
9	A	829	A	P-O5'-C5'	-5.67	111.82	120.90
9	A	1999	C	N1-C1'-C2'	-5.67	105.76	112.00
9	A	649	G	P-O5'-C5'	-5.67	111.83	120.90
9	A	918	A	P-O3'-C3'	5.67	126.51	119.70
9	A	1428	C	N3-C2-O2	5.67	125.87	121.90
9	A	1838	C	C6-N1-C2	5.67	122.57	120.30
10	B	87	U	O4'-C1'-N1	5.67	112.74	108.20
9	A	2815	C	O4'-C1'-N1	-5.67	103.67	108.20
9	A	2395	C	P-O5'-C5'	-5.66	111.84	120.90
9	A	201	C	O4'-C1'-N1	5.66	112.73	108.20
9	A	1349	C	O4'-C1'-N1	-5.66	103.67	108.20
9	A	1717	A	N9-C1'-C2'	-5.65	105.78	112.00
9	A	1497	U	P-O3'-C3'	5.65	126.48	119.70
9	A	73	A	P-O5'-C5'	-5.65	111.86	120.90
9	A	774	G	O4'-C1'-N9	5.65	112.72	108.20
9	A	2483	C	O4'-C1'-N1	-5.65	103.68	108.20
9	A	2584	U	P-O3'-C3'	5.65	126.47	119.70
9	A	2887	A	P-O3'-C3'	5.64	126.47	119.70
9	A	413	C	C3'-C2'-C1'	5.64	106.01	101.50
9	A	2018	G	N3-C2-N2	-5.64	115.95	119.90
9	A	2605	U	P-O3'-C3'	-5.64	112.93	119.70
9	A	1956	U	P-O5'-C5'	-5.64	111.88	120.90

Continued on next page...

*Continued from previous page...*

Mol	Chain	Res	Type	Atoms	Z	Observed(°)	Ideal(°)
9	A	2065	C	C6-N1-C2	5.64	122.55	120.30
9	A	2407	A	C3'-C2'-C1'	5.64	106.01	101.50
9	A	310	A	P-O3'-C3'	5.63	126.46	119.70
9	A	2727	A	C3'-C2'-C1'	5.63	106.00	101.50
10	B	109	A	N9-C1'-C2'	-5.63	105.80	112.00
9	A	199	A	O4'-C1'-N9	5.63	112.70	108.20
9	A	1213	A	N9-C1'-C2'	-5.63	105.81	112.00
9	A	2567	G	C4-C5-N7	-5.63	108.55	110.80
9	A	2816	G	N1-C6-O6	-5.63	116.52	119.90
9	A	1395	A	O4'-C1'-N9	5.62	112.70	108.20
9	A	2504	U	N1-C2-O2	5.62	126.74	122.80
9	A	575	A	O5'-P-OP1	-5.62	100.64	105.70
9	A	954	G	P-O3'-C3'	5.62	126.44	119.70
10	B	67	G	C3'-C2'-C1'	5.62	106.00	101.50
9	A	45	G	P-O5'-C5'	-5.62	111.91	120.90
9	A	113	U	P-O5'-C5'	-5.62	111.92	120.90
9	A	2508	G	P-O3'-C3'	-5.62	112.96	119.70
11	C	109	LEU	CA-CB-CG	5.62	128.21	115.30
9	A	486	C	P-O3'-C3'	-5.61	112.96	119.70
9	A	1945	G	C3'-C2'-C1'	5.61	105.99	101.50
9	A	581	C	O4'-C1'-N1	-5.61	103.71	108.20
9	A	1278	C	O4'-C1'-N1	5.61	112.69	108.20
9	A	1428	C	N1-C2-O2	-5.61	115.53	118.90
9	A	2251	G	N9-C1'-C2'	-5.61	105.83	112.00
9	A	528	A	C2-N3-C4	-5.61	107.80	110.60
9	A	2604	U	P-O5'-C5'	-5.61	111.93	120.90
9	A	977	G	OP1-P-O3'	5.61	117.54	105.20
9	A	671	C	C3'-C2'-C1'	5.61	105.98	101.50
9	A	1014	A	N1-C6-N6	-5.61	115.24	118.60
9	A	1499	C	C3'-C2'-C1'	5.61	105.98	101.50
9	A	740	C	P-O3'-C3'	-5.60	112.98	119.70
9	A	980	A	P-O3'-C3'	-5.60	112.98	119.70
9	A	1350	C	P-O3'-C3'	-5.60	112.98	119.70
9	A	2505	G	C3'-C2'-O2'	-5.60	97.06	113.30
9	A	546	U	O4'-C1'-N1	5.60	112.68	108.20
9	A	955	U	C5-C4-O4	-5.60	122.54	125.90
9	A	1303	G	P-O5'-C5'	-5.60	111.95	120.90
9	A	2465	C	C6-N1-C2	5.59	122.54	120.30
9	A	2512	C	P-O3'-C3'	-5.59	112.99	119.70
9	A	2716	C	N3-C4-C5	5.59	124.14	121.90
9	A	229	C	C3'-C2'-C1'	5.59	105.97	101.50
9	A	1730	C	O4'-C1'-N1	5.59	112.67	108.20

*Continued on next page...*

*Continued from previous page...*

Mol	Chain	Res	Type	Atoms	Z	Observed(°)	Ideal(°)
9	A	443	A	C3'-C2'-C1'	5.59	105.97	101.50
9	A	1765	U	O4'-C1'-N1	-5.59	103.73	108.20
9	A	137	U	P-O3'-C3'	5.59	126.41	119.70
9	A	763	G	C3'-C2'-C1'	5.59	105.97	101.50
9	A	1250	G	N9-C1'-C2'	5.59	121.27	114.00
9	A	1333	G	N9-C1'-C2'	-5.59	105.85	112.00
9	A	1494	A	C3'-C2'-C1'	5.59	105.97	101.50
9	A	528	A	C5-C6-N1	-5.59	114.91	117.70
9	A	2463	C	O4'-C1'-N1	-5.59	103.73	108.20
9	A	1289	C	P-O5'-C5'	-5.59	111.96	120.90
9	A	1370	C	P-O3'-C3'	5.59	126.40	119.70
9	A	1937	A	P-O5'-C5'	-5.59	111.96	120.90
9	A	455	C	P-O5'-C5'	-5.58	111.97	120.90
9	A	814	C	O5'-P-OP2	-5.58	100.67	105.70
9	A	973	A	N1-C2-N3	5.58	132.09	129.30
9	A	1444	G	O5'-P-OP2	-5.58	100.68	105.70
9	A	2733	A	N9-C1'-C2'	-5.58	105.86	112.00
9	A	2745	C	O4'-C1'-N1	5.58	112.66	108.20
9	A	2831	G	N3-C2-N2	-5.58	116.00	119.90
10	B	42	C	C3'-C2'-C1'	5.58	105.96	101.50
9	A	475	C	C3'-C2'-C1'	5.57	105.96	101.50
9	A	691	C	C5-C6-N1	-5.57	118.21	121.00
9	A	1276	A	O5'-P-OP2	-5.57	100.68	105.70
9	A	1619	G	N1-C6-O6	-5.57	116.56	119.90
9	A	1838	C	N1-C1'-C2'	5.57	121.25	114.00
9	A	2034	U	N1-C1'-C2'	-5.57	105.87	112.00
9	A	1144	A	P-O3'-C3'	-5.57	113.01	119.70
9	A	1695	G	P-O5'-C5'	-5.57	111.98	120.90
9	A	398	C	O4'-C1'-N1	-5.57	103.74	108.20
9	A	672	C	P-O5'-C5'	-5.57	111.99	120.90
9	A	310	A	P-O5'-C5'	-5.57	111.99	120.90
9	A	852	U	C5-C6-N1	-5.57	119.92	122.70
9	A	1255	U	N3-C2-O2	5.57	126.10	122.20
9	A	590	A	P-O3'-C3'	-5.57	113.02	119.70
9	A	1429	G	C3'-C2'-C1'	5.57	105.95	101.50
9	A	2210	U	O4'-C1'-N1	5.57	112.65	108.20
9	A	2673	G	C3'-C2'-C1'	5.56	105.95	101.50
9	A	1565	C	P-O3'-C3'	5.56	126.37	119.70
9	A	1954	G	C5-C6-O6	-5.56	125.26	128.60
9	A	2639	A	P-O3'-C3'	-5.56	113.03	119.70
9	A	223	A	C3'-C2'-C1'	5.56	105.95	101.50
9	A	1313	U	P-O3'-C3'	-5.56	113.03	119.70

*Continued on next page...*

*Continued from previous page...*

Mol	Chain	Res	Type	Atoms	Z	Observed(°)	Ideal(°)
9	A	2832	U	P-O3'-C3'	5.55	126.36	119.70
9	A	575	A	P-O3'-C3'	-5.55	113.04	119.70
9	A	829	A	P-O3'-C3'	5.55	126.36	119.70
9	A	1997	C	O5'-P-OP1	-5.55	100.71	105.70
10	B	25	U	C3'-C2'-C1'	5.55	105.94	101.50
9	A	1694	C	C5-C6-N1	-5.54	118.23	121.00
9	A	2215	C	P-O5'-C5'	-5.54	112.03	120.90
9	A	1753	G	P-O3'-C3'	5.54	126.35	119.70
9	A	177	G	O4'-C1'-N9	5.54	112.63	108.20
9	A	691	C	C6-N1-C2	5.54	122.52	120.30
9	A	1385	A	O4'-C1'-N9	5.54	112.63	108.20
9	A	1866	A	C3'-C2'-C1'	5.54	105.93	101.50
9	A	2744	G	C5-C6-O6	-5.54	125.28	128.60
9	A	653	U	P-O3'-C3'	5.54	126.34	119.70
9	A	1229	C	C5-C6-N1	-5.54	118.23	121.00
9	A	865	C	N1-C2-O2	-5.53	115.58	118.90
9	A	2567	G	C2-N3-C4	5.53	114.67	111.90
9	A	2001	C	P-O3'-C3'	-5.53	113.06	119.70
9	A	2271	G	N3-C4-C5	-5.53	125.84	128.60
9	A	2808	G	O5'-P-OP2	-5.53	100.73	105.70
9	A	435	C	P-O5'-C5'	-5.53	112.06	120.90
9	A	726	G	N3-C4-N9	-5.53	122.69	126.00
9	A	1198	U	O5'-P-OP2	-5.53	100.73	105.70
9	A	1808	A	O4'-C1'-N9	5.53	112.62	108.20
9	A	1426	G	P-O3'-C3'	5.52	126.33	119.70
9	A	687	C	P-O5'-C5'	-5.52	112.07	120.90
9	A	1033	U	O4'-C1'-N1	5.52	112.62	108.20
9	A	1829	A	C3'-C2'-C1'	5.52	105.92	101.50
9	A	513	A	P-O3'-C3'	-5.52	113.08	119.70
9	A	567	U	O3'-P-O5'	-5.51	93.52	104.00
9	A	2428	G	P-O5'-C5'	-5.51	112.08	120.90
9	A	2691	C	C3'-C2'-C1'	5.51	105.91	101.50
9	A	388	G	C3'-C2'-C1'	5.51	105.91	101.50
9	A	2551	C	P-O3'-C3'	-5.51	113.09	119.70
9	A	2757	A	P-O3'-C3'	-5.51	113.09	119.70
9	A	2546	U	C5-C4-O4	-5.51	122.60	125.90
10	B	89	U	O4'-C1'-N1	5.51	112.61	108.20
9	A	975	A	P-O3'-C3'	-5.50	113.09	119.70
9	A	1554	U	C4'-C3'-C2'	5.50	108.11	102.60
9	A	411	G	P-O3'-C3'	5.50	126.31	119.70
9	A	705	A	P-O3'-C3'	-5.50	113.09	119.70
9	A	747	U	N1-C1'-C2'	-5.50	105.95	112.00

*Continued on next page...*



*Continued from previous page...*

Mol	Chain	Res	Type	Atoms	Z	Observed(°)	Ideal(°)
9	A	2682	A	C3'-C2'-C1'	5.50	105.90	101.50
9	A	1128	G	O4'-C1'-N9	5.50	112.60	108.20
9	A	2890	G	C5-C6-O6	-5.50	125.30	128.60
9	A	568	U	O4'-C1'-N1	-5.50	103.80	108.20
9	A	1024	G	C3'-C2'-C1'	5.50	105.90	101.50
9	A	2685	G	P-O5'-C5'	-5.50	112.10	120.90
9	A	528	A	N9-C1'-C2'	-5.50	105.95	112.00
9	A	2013	A	OP1-P-O3'	5.49	117.28	105.20
9	A	1142	A	N3-C4-N9	-5.49	123.01	127.40
9	A	2879	A	O4'-C1'-N9	5.49	112.59	108.20
9	A	436	C	O4'-C1'-N1	5.49	112.59	108.20
9	A	1263	U	P-O3'-C3'	5.49	126.29	119.70
9	A	2309	A	C3'-C2'-C1'	5.49	105.89	101.50
9	A	2455	G	P-O3'-C3'	5.49	126.28	119.70
9	A	2571	U	O4'-C1'-N1	-5.49	103.81	108.20
9	A	2424	C	C5-C6-N1	-5.48	118.26	121.00
9	A	2501	C	C2-N1-C1'	-5.48	112.77	118.80
9	A	2319	G	O4'-C1'-N9	5.48	112.59	108.20
9	A	858	G	P-O5'-C5'	-5.48	112.13	120.90
9	A	1024	G	N9-C1'-C2'	-5.48	105.97	112.00
9	A	2503	A	P-O3'-C3'	5.48	126.28	119.70
9	A	1317	G	P-O3'-C3'	-5.48	113.13	119.70
9	A	1944	U	P-O3'-C3'	5.47	126.27	119.70
9	A	1254	A	C3'-C2'-C1'	5.47	105.88	101.50
9	A	535	G	OP2-P-O3'	5.47	117.23	105.20
9	A	1475	G	O4'-C1'-N9	5.47	112.58	108.20
9	A	838	C	N1-C2-O2	-5.47	115.62	118.90
9	A	867	C	N1-C1'-C2'	-5.47	105.98	112.00
9	A	29	U	P-O5'-C5'	-5.47	112.16	120.90
9	A	585	G	O3'-P-O5'	-5.47	93.61	104.00
9	A	1026	G	C3'-C2'-C1'	5.47	105.87	101.50
9	A	1480	C	P-O5'-C5'	-5.47	112.16	120.90
9	A	996	A	C3'-C2'-C1'	5.46	105.87	101.50
9	A	1611	C	C3'-C2'-C1'	5.46	105.87	101.50
9	A	572	A	C3'-C2'-C1'	5.46	105.87	101.50
9	A	1290	C	C6-N1-C2	5.46	122.48	120.30
9	A	1424	G	P-O3'-C3'	5.46	126.25	119.70
9	A	2029	G	OP1-P-O3'	5.46	117.21	105.20
9	A	2281	A	P-O5'-C5'	-5.46	112.16	120.90
9	A	2714	G	P-O3'-C3'	-5.46	113.15	119.70
9	A	14	A	P-O5'-C5'	-5.46	112.17	120.90
9	A	1943	U	O4'-C1'-N1	-5.46	103.83	108.20

*Continued on next page...*



*Continued from previous page...*

Mol	Chain	Res	Type	Atoms	Z	Observed(°)	Ideal(°)
9	A	1564	C	P-O3'-C3'	5.46	126.25	119.70
9	A	2021	C	O4'-C1'-N1	-5.45	103.84	108.20
9	A	2387	U	O4'-C1'-N1	5.45	112.56	108.20
9	A	2875	C	O4'-C1'-N1	-5.45	103.84	108.20
9	A	694	U	O4'-C1'-N1	5.45	112.56	108.20
10	B	16	G	N9-C1'-C2'	-5.45	106.00	112.00
9	A	1511	G	P-O5'-C5'	-5.45	112.18	120.90
9	A	1674	G	P-O3'-C3'	5.45	126.24	119.70
9	A	2259	U	P-O5'-C5'	-5.45	112.19	120.90
9	A	2508	G	C6-C5-N7	-5.45	127.13	130.40
9	A	530	G	C8-N9-C4	-5.45	104.22	106.40
9	A	1714	U	C3'-C2'-C1'	5.44	105.86	101.50
9	A	2231	U	N1-C1'-C2'	-5.44	106.01	112.00
9	A	2681	C	N3-C2-O2	5.44	125.71	121.90
9	A	1261	C	O4'-C1'-N1	5.44	112.55	108.20
9	A	1702	G	P-O5'-C5'	-5.44	112.20	120.90
9	A	1774	C	O4'-C1'-N1	-5.44	103.85	108.20
9	A	987	C	O4'-C1'-N1	5.43	112.55	108.20
9	A	681	G	P-O5'-C5'	-5.43	112.21	120.90
9	A	955	U	N3-C4-C5	5.43	117.86	114.60
9	A	1619	G	O5'-P-OP2	-5.43	100.81	105.70
9	A	2788	C	P-O5'-C5'	-5.43	112.21	120.90
9	A	765	C	C3'-C2'-C1'	5.43	105.84	101.50
9	A	1153	C	C4-C5-C6	5.43	120.11	117.40
9	A	1681	G	C8-N9-C4	5.43	108.57	106.40
9	A	2615	U	C3'-C2'-C1'	5.42	105.84	101.50
9	A	1255	U	C3'-C2'-C1'	5.42	105.84	101.50
9	A	1360	G	O5'-P-OP2	-5.42	100.82	105.70
10	B	29	A	P-O5'-C5'	-5.42	112.23	120.90
9	A	793	A	N1-C2-N3	5.42	132.01	129.30
9	A	2092	U	N1-C1'-C2'	5.42	121.04	114.00
9	A	2026	U	C5-C6-N1	-5.41	119.99	122.70
9	A	606	U	O4'-C1'-N1	5.41	112.53	108.20
9	A	1692	U	N3-C2-O2	5.41	125.99	122.20
34	Z	16	LEU	CA-CB-CG	-5.41	102.86	115.30
9	A	1816	C	C3'-C2'-C1'	5.41	105.83	101.50
9	A	2333	A	C8-N9-C4	5.41	107.96	105.80
9	A	2383	G	C3'-C2'-C1'	5.41	105.83	101.50
9	A	604	G	C3'-C2'-C1'	5.41	105.82	101.50
9	A	742	A	P-O3'-C3'	-5.41	113.21	119.70
9	A	1780	A	C2-N3-C4	-5.41	107.90	110.60
9	A	2836	U	P-O3'-C3'	-5.40	113.22	119.70

*Continued on next page...*

Continued from previous page...

Mol	Chain	Res	Type	Atoms	Z	Observed(°)	Ideal(°)
9	A	412	A	N9-C1'-C2'	-5.40	106.06	112.00
9	A	1698	A	P-O3'-C3'	5.40	126.18	119.70
9	A	962	G	P-O5'-C5'	-5.40	112.26	120.90
9	A	463	G	OP2-P-O3'	5.40	117.07	105.20
9	A	2890	G	N9-C4-C5	-5.40	103.24	105.40
9	A	181	A	P-O3'-C3'	-5.39	113.23	119.70
9	A	2607	G	P-O3'-C3'	-5.39	113.23	119.70
9	A	2055	C	C6-N1-C2	5.39	122.46	120.30
9	A	2424	C	C2-N3-C4	-5.39	117.20	119.90
9	A	486	C	C6-N1-C2	5.39	122.45	120.30
9	A	569	U	O4'-C1'-N1	5.39	112.51	108.20
9	A	1240	U	C6-N1-C1'	-5.39	113.66	121.20
9	A	564	C	O4'-C1'-N1	5.38	112.51	108.20
9	A	1943	U	C4'-C3'-C2'	5.38	107.98	102.60
12	D	10	GLY	N-CA-C	5.38	126.56	113.10
9	A	2200	C	C3'-C2'-C1'	5.38	105.81	101.50
9	A	480	A	C3'-C2'-C1'	5.38	105.81	101.50
9	A	792	A	N1-C6-N6	5.37	121.82	118.60
9	A	2258	C	C4'-C3'-C2'	5.37	107.97	102.60
9	A	677	A	OP1-P-O3'	5.37	117.02	105.20
9	A	1459	G	C3'-C2'-C1'	5.37	105.80	101.50
9	A	1822	C	P-O5'-C5'	-5.37	112.30	120.90
9	A	303	G	C3'-C2'-C1'	5.37	105.80	101.50
9	A	1382	G	P-O5'-C5'	-5.37	112.31	120.90
9	A	1272	A	C8-N9-C4	5.37	107.95	105.80
9	A	2705	A	P-O5'-C5'	-5.37	112.32	120.90
9	A	585	G	P-O3'-C3'	5.36	126.14	119.70
9	A	2645	G	O3'-P-O5'	-5.36	93.81	104.00
9	A	2890	G	C4-C5-N7	5.36	112.94	110.80
9	A	914	G	C4-N9-C1'	5.36	133.47	126.50
10	B	45	A	C3'-C2'-C1'	5.36	105.79	101.50
9	A	458	G	C3'-C2'-C1'	-5.36	97.21	101.50
9	A	638	G	P-O3'-C3'	-5.36	113.27	119.70
9	A	1426	G	P-O5'-C5'	-5.36	112.33	120.90
9	A	2007	U	P-O3'-C3'	-5.36	113.27	119.70
9	A	2552	U	O4'-C1'-N1	-5.36	103.92	108.20
9	A	1885	A	C3'-C2'-C1'	5.35	105.78	101.50
9	A	860	U	N3-C2-O2	-5.35	118.45	122.20
9	A	1762	A	O4'-C1'-N9	-5.35	103.92	108.20
9	A	1942	C	C3'-C2'-C1'	5.35	105.78	101.50
9	A	1931	U	P-O3'-C3'	-5.35	113.28	119.70
9	A	2652	C	P-O3'-C3'	-5.35	113.28	119.70

Continued on next page...

Continued from previous page...

Mol	Chain	Res	Type	Atoms	Z	Observed(°)	Ideal(°)
9	A	2787	C	N1-C2-O2	-5.35	115.69	118.90
9	A	1125	G	C5-C6-O6	-5.35	125.39	128.60
9	A	984	A	O3'-P-O5'	5.34	114.16	104.00
9	A	1343	G	C3'-C2'-C1'	5.34	105.78	101.50
9	A	324	A	N9-C1'-C2'	-5.34	106.12	112.00
9	A	1838	C	N1-C2-O2	-5.34	115.69	118.90
9	A	22	C	C2-N3-C4	-5.34	117.23	119.90
9	A	1675	C	C2-N3-C4	-5.34	117.23	119.90
9	A	166	U	P-O3'-C3'	-5.34	113.30	119.70
9	A	628	G	P-O5'-C5'	-5.34	112.36	120.90
9	A	2148	G	C3'-C2'-C1'	5.34	105.77	101.50
9	A	1133	A	O4'-C1'-N9	5.33	112.47	108.20
9	A	1941	C	C3'-C2'-C1'	5.33	105.77	101.50
9	A	2022	U	N3-C4-O4	5.33	123.13	119.40
9	A	2508	G	C4-N9-C1'	5.33	133.44	126.50
9	A	36	G	P-O3'-C3'	-5.33	113.30	119.70
9	A	1091	G	O4'-C1'-N9	5.33	112.47	108.20
9	A	2881	U	O4'-C1'-N1	-5.33	103.93	108.20
10	B	79	G	C2-N3-C4	5.33	114.57	111.90
9	A	992	C	O4'-C1'-N1	5.33	112.47	108.20
4	3	21	PHE	N-CA-C	5.33	125.39	111.00
9	A	309	A	P-O3'-C3'	5.33	126.10	119.70
9	A	1631	G	O4'-C1'-N9	5.33	112.46	108.20
9	A	512	G	P-O3'-C3'	5.33	126.09	119.70
9	A	835	C	N3-C2-O2	5.33	125.63	121.90
9	A	2543	G	P-O3'-C3'	-5.33	113.31	119.70
9	A	534	U	C5-C6-N1	-5.32	120.04	122.70
9	A	538	A	P-O5'-C5'	-5.32	112.38	120.90
9	A	2236	U	P-O5'-C5'	-5.32	112.38	120.90
9	A	2324	U	O4'-C1'-N1	-5.32	103.94	108.20
9	A	2561	U	O4'-C1'-N1	5.32	112.46	108.20
9	A	1657	U	P-O3'-C3'	-5.32	113.31	119.70
9	A	750	A	N1-C2-N3	5.32	131.96	129.30
9	A	765	C	P-O5'-C5'	-5.32	112.39	120.90
9	A	489	G	O3'-P-O5'	-5.32	93.89	104.00
9	A	2573	C	C3'-C2'-C1'	5.32	105.75	101.50
9	A	1848	A	C3'-C2'-C1'	5.32	105.75	101.50
9	A	1761	C	N1-C2-O2	-5.31	115.71	118.90
9	A	1989	G	P-O5'-C5'	-5.31	112.40	120.90
9	A	1828	G	P-O3'-C3'	5.31	126.07	119.70
9	A	2632	A	P-O5'-C5'	-5.31	112.41	120.90
34	Z	16	LEU	CB-CG-CD2	-5.31	101.97	111.00

Continued on next page...

*Continued from previous page...*

Mol	Chain	Res	Type	Atoms	Z	Observed(°)	Ideal(°)
22	N	33	ILE	CB-CA-C	-5.31	100.99	111.60
9	A	2729	G	N9-C1'-C2'	-5.30	106.16	112.00
9	A	86	G	O5'-P-OP2	-5.30	100.93	105.70
9	A	1510	G	N9-C1'-C2'	-5.30	106.17	112.00
9	A	35	G	N9-C1'-C2'	-5.30	106.17	112.00
9	A	964	C	P-O5'-C5'	-5.30	112.42	120.90
9	A	2312	U	O4'-C1'-N1	5.30	112.44	108.20
9	A	2508	G	C8-N9-C1'	-5.30	120.11	127.00
9	A	908	C	N1-C2-O2	-5.30	115.72	118.90
9	A	1323	C	C6-N1-C2	5.30	122.42	120.30
9	A	1760	C	P-O3'-C3'	-5.30	113.34	119.70
9	A	958	U	C3'-C2'-C1'	5.29	105.73	101.50
9	A	2569	G	N3-C4-C5	-5.29	125.95	128.60
9	A	2881	U	N3-C2-O2	5.29	125.91	122.20
9	A	386	G	O3'-P-O5'	-5.29	93.94	104.00
9	A	1192	G	P-O5'-C5'	-5.29	112.44	120.90
9	A	1142	A	N1-C6-N6	5.29	121.77	118.60
9	A	2655	G	P-O3'-C3'	5.29	126.05	119.70
20	L	40	SER	N-CA-C	-5.29	96.72	111.00
9	A	1993	U	O4'-C1'-N1	5.29	112.43	108.20
9	A	2602	A	C5'-C4'-O4'	5.29	115.44	109.10
9	A	523	C	C6-N1-C2	5.29	122.41	120.30
9	A	636	G	P-O3'-C3'	5.29	126.04	119.70
9	A	2757	A	N9-C1'-C2'	-5.28	106.19	112.00
9	A	2405	G	P-O3'-C3'	5.28	126.04	119.70
9	A	664	G	O5'-P-OP2	-5.28	100.95	105.70
9	A	1318	U	O4'-C1'-N1	5.28	112.42	108.20
9	A	945	A	O4'-C1'-N9	5.28	112.42	108.20
9	A	2431	U	P-O5'-C5'	-5.27	112.46	120.90
9	A	1025	G	C4'-C3'-C2'	5.27	107.87	102.60
9	A	1716	U	C3'-C2'-C1'	5.27	105.72	101.50
9	A	2830	C	P-O5'-C5'	-5.27	112.47	120.90
9	A	1330	C	C3'-C2'-C1'	5.27	105.71	101.50
9	A	1238	G	O4'-C1'-N9	5.26	112.41	108.20
9	A	1784	A	C8-N9-C4	5.26	107.91	105.80
9	A	2017	U	P-O5'-C5'	-5.26	112.48	120.90
9	A	621	A	C3'-C2'-C1'	5.26	105.71	101.50
9	A	977	G	O3'-P-O5'	-5.26	94.00	104.00
9	A	2836	U	O4'-C1'-N1	5.26	112.41	108.20
9	A	667	U	P-O3'-C3'	5.26	126.01	119.70
9	A	1785	A	C3'-C2'-C1'	5.26	105.71	101.50
10	B	12	C	P-O3'-C3'	5.26	126.01	119.70

*Continued on next page...*

*Continued from previous page...*

Mol	Chain	Res	Type	Atoms	Z	Observed(°)	Ideal(°)
9	A	1919	A	N9-C1'-C2'	-5.26	106.22	112.00
10	B	90	C	P-O5'-C5'	-5.25	112.49	120.90
9	A	466	A	C2-N3-C4	5.25	113.22	110.60
10	B	5	U	N1-C1'-C2'	-5.25	106.23	112.00
9	A	2580	U	P-O3'-C3'	5.25	126.00	119.70
9	A	2839	G	OP2-P-O3'	5.25	116.74	105.20
9	A	765	C	N1-C1'-C2'	-5.25	106.23	112.00
9	A	209	C	C6-N1-C2	5.24	122.40	120.30
9	A	1429	G	N9-C1'-C2'	-5.24	106.23	112.00
9	A	800	A	C5-N7-C8	-5.24	101.28	103.90
9	A	2619	C	C5-C6-N1	-5.24	118.38	121.00
9	A	2794	C	N3-C2-O2	5.24	125.57	121.90
18	J	64	VAL	N-CA-C	5.24	125.15	111.00
9	A	683	U	C3'-C2'-C1'	5.24	105.69	101.50
9	A	2558	C	P-O5'-C5'	-5.24	112.52	120.90
9	A	2806	C	O3'-P-O5'	-5.24	94.05	104.00
9	A	726	G	O3'-P-O5'	5.23	113.94	104.00
9	A	781	A	P-O3'-C3'	5.23	125.98	119.70
9	A	1682	G	C3'-C2'-C1'	5.23	105.69	101.50
9	A	2611	C	P-O3'-C3'	-5.23	113.42	119.70
9	A	595	C	N3-C4-C5	5.23	123.99	121.90
9	A	1956	U	P-O3'-C3'	-5.23	113.43	119.70
9	A	2543	G	C8-N9-C4	-5.23	104.31	106.40
9	A	2831	G	P-O5'-C5'	-5.23	112.54	120.90
9	A	87	U	P-O3'-C3'	-5.23	113.43	119.70
9	A	673	C	O4'-C1'-N1	5.23	112.38	108.20
9	A	1130	U	N1-C2-O2	5.23	126.46	122.80
9	A	1806	C	O4'-C1'-N1	-5.22	104.02	108.20
9	A	25	U	C6-N1-C2	5.22	124.13	121.00
9	A	530	G	P-O3'-C3'	-5.22	113.43	119.70
9	A	2508	G	O4'-C1'-N9	-5.22	104.02	108.20
9	A	2661	G	P-O3'-C3'	5.22	125.97	119.70
9	A	2815	C	P-O5'-C5'	-5.22	112.55	120.90
9	A	243	U	P-O3'-C3'	-5.22	113.44	119.70
9	A	93	G	N9-C1'-C2'	-5.22	106.26	112.00
9	A	1646	C	P-O3'-C3'	-5.22	113.44	119.70
9	A	390	U	O4'-C1'-N1	-5.21	104.03	108.20
9	A	936	A	P-O5'-C5'	-5.21	112.56	120.90
9	A	1296	G	C5-C6-N1	5.21	114.11	111.50
9	A	1319	C	C6-N1-C2	5.21	122.39	120.30
9	A	2066	C	P-O5'-C5'	-5.21	112.56	120.90
9	A	2264	C	C6-N1-C2	5.21	122.39	120.30

*Continued on next page...*

Continued from previous page...

Mol	Chain	Res	Type	Atoms	Z	Observed(°)	Ideal(°)
9	A	1239	G	O3'-P-O5'	-5.21	94.09	104.00
9	A	476	G	C3'-C2'-C1'	5.21	105.67	101.50
9	A	1617	C	O4'-C1'-N1	5.21	112.37	108.20
9	A	2803	G	P-O5'-C5'	-5.21	112.56	120.90
9	A	1109	C	O4'-C1'-N1	5.21	112.37	108.20
9	A	2813	A	C8-N9-C4	5.21	107.88	105.80
9	A	637	A	N9-C1'-C2'	5.21	120.77	114.00
9	A	2716	C	P-O5'-C5'	-5.21	112.57	120.90
9	A	1760	C	O3'-P-O5'	-5.20	94.12	104.00
9	A	2775	G	OP2-P-O3'	5.20	116.64	105.20
9	A	769	U	P-O5'-C5'	-5.20	112.58	120.90
9	A	116	C	O4'-C1'-N1	5.20	112.36	108.20
10	B	57	A	P-O5'-C5'	-5.20	112.58	120.90
9	A	818	G	C6-N1-C2	-5.20	121.98	125.10
9	A	1794	A	P-O5'-C5'	-5.20	112.59	120.90
9	A	1839	G	N9-C1'-C2'	-5.19	106.29	112.00
9	A	456	C	O5'-P-OP2	-5.19	101.03	105.70
9	A	554	U	P-O3'-C3'	5.19	125.93	119.70
9	A	785	G	P-O5'-C5'	-5.19	112.59	120.90
9	A	1628	G	C5-C6-O6	-5.19	125.48	128.60
9	A	1989	G	C6-C5-N7	-5.19	127.28	130.40
9	A	2609	U	C4'-C3'-C2'	5.19	107.79	102.60
9	A	584	C	C6-N1-C2	5.19	122.38	120.30
9	A	1380	G	N1-C6-O6	-5.19	116.79	119.90
9	A	1989	G	O4'-C1'-N9	-5.19	104.05	108.20
9	A	1992	G	N9-C4-C5	5.19	107.48	105.40
9	A	1380	G	N9-C1'-C2'	-5.19	106.29	112.00
9	A	2506	U	C4'-C3'-O3'	5.19	123.37	113.00
9	A	1210	G	P-O5'-C5'	-5.19	112.60	120.90
9	A	1925	C	O4'-C1'-N1	5.18	112.35	108.20
9	A	333	G	P-O3'-C3'	-5.18	113.48	119.70
9	A	1062	G	C3'-C2'-C1'	5.18	105.64	101.50
9	A	1790	C	C2-N3-C4	-5.18	117.31	119.90
9	A	255	A	C2-N3-C4	-5.18	108.01	110.60
9	A	942	G	O3'-P-O5'	-5.18	94.16	104.00
9	A	1114	C	P-O3'-C3'	5.18	125.92	119.70
9	A	1792	G	N9-C1'-C2'	-5.18	106.30	112.00
9	A	1555	G	C3'-C2'-C1'	5.18	105.64	101.50
9	A	2324	U	N1-C1'-C2'	5.18	120.73	114.00
9	A	909	A	O4'-C1'-N9	-5.17	104.06	108.20
9	A	25	U	C5-C4-O4	-5.17	122.80	125.90
9	A	528	A	O4'-C1'-N9	-5.17	104.06	108.20

Continued on next page...

*Continued from previous page...*

Mol	Chain	Res	Type	Atoms	Z	Observed(°)	Ideal(°)
9	A	2567	G	N1-C6-O6	-5.17	116.80	119.90
9	A	1963	U	O4'-C1'-N1	-5.17	104.06	108.20
9	A	162	U	O4'-C1'-N1	5.17	112.33	108.20
9	A	981	A	N1-C6-N6	5.17	121.70	118.60
9	A	1421	G	C3'-C2'-C1'	5.17	105.63	101.50
9	A	1678	A	C5-C6-N6	-5.17	119.57	123.70
9	A	270	A	P-O5'-C5'	-5.16	112.64	120.90
9	A	1270	C	N3-C2-O2	5.16	125.51	121.90
9	A	2501	C	P-O5'-C5'	-5.16	112.64	120.90
9	A	614	A	P-O5'-C5'	-5.16	112.64	120.90
9	A	686	U	N3-C2-O2	5.16	125.81	122.20
9	A	2578	G	O4'-C1'-N9	5.16	112.33	108.20
9	A	984	A	N3-C4-C5	5.15	130.41	126.80
9	A	1243	C	P-O5'-C5'	-5.15	112.66	120.90
9	A	451	U	C5-C6-N1	-5.15	120.12	122.70
9	A	2375	G	P-O3'-C3'	-5.15	113.52	119.70
9	A	1829	A	N9-C1'-C2'	-5.15	106.34	112.00
9	A	2690	U	O5'-P-OP2	-5.15	101.07	105.70
9	A	811	U	O4'-C1'-N1	5.15	112.32	108.20
9	A	2055	C	N1-C1'-C2'	-5.15	106.34	112.00
9	A	119	A	O3'-P-O5'	5.14	113.77	104.00
9	A	1971	U	OP1-P-O3'	5.14	116.52	105.20
9	A	809	G	N3-C4-N9	5.14	129.08	126.00
9	A	2752	C	C3'-C2'-C1'	5.14	105.61	101.50
9	A	2683	C	P-O3'-C3'	-5.14	113.53	119.70
9	A	1023	U	C3'-C2'-C1'	5.14	105.61	101.50
9	A	1420	A	P-O5'-C5'	-5.14	112.68	120.90
9	A	1653	G	O5'-P-OP2	-5.14	101.08	105.70
9	A	2893	A	N9-C1'-C2'	5.14	120.68	114.00
9	A	17	G	C8-N9-C4	-5.13	104.35	106.40
9	A	390	U	OP2-P-O3'	5.13	116.49	105.20
9	A	542	C	O3'-P-O5'	-5.13	94.24	104.00
9	A	978	G	C5-C6-N1	5.13	114.07	111.50
9	A	2025	C	C4-C5-C6	5.13	119.97	117.40
9	A	2501	C	C6-N1-C2	5.13	122.35	120.30
9	A	2440	C	O5'-P-OP2	-5.13	101.08	105.70
9	A	630	G	N9-C1'-C2'	-5.13	106.36	112.00
9	A	1303	G	N9-C1'-C2'	-5.13	106.35	112.00
9	A	1619	G	N9-C4-C5	5.13	107.45	105.40
9	A	1802	A	P-O5'-C5'	-5.13	112.69	120.90
9	A	386	G	O4'-C1'-N9	5.13	112.30	108.20
9	A	2832	U	O3'-P-O5'	-5.13	94.26	104.00

*Continued on next page...*



*Continued from previous page...*

Mol	Chain	Res	Type	Atoms	Z	Observed(°)	Ideal(°)
9	A	1146	C	O4'-C1'-N1	5.13	112.30	108.20
9	A	1327	A	N1-C6-N6	5.13	121.68	118.60
9	A	126	A	C3'-C2'-C1'	5.12	105.60	101.50
9	A	783	A	C5-C6-N1	-5.12	115.14	117.70
9	A	200	U	C3'-C2'-C1'	5.12	105.60	101.50
9	A	668	A	N1-C2-N3	-5.12	126.74	129.30
9	A	1403	A	P-O3'-C3'	-5.12	113.55	119.70
9	A	2787	C	C6-N1-C2	5.12	122.35	120.30
9	A	321	U	O4'-C1'-N1	5.12	112.30	108.20
9	A	1700	A	P-O3'-C3'	-5.12	113.56	119.70
9	A	2821	A	N9-C1'-C2'	-5.12	106.37	112.00
9	A	93	G	C3'-C2'-C1'	5.12	105.59	101.50
9	A	1255	U	OP1-P-OP2	5.12	127.27	119.60
9	A	1981	A	C3'-C2'-C1'	5.12	105.59	101.50
9	A	2590	A	P-O5'-C5'	-5.12	112.71	120.90
8	7	76	A	C4'-C3'-O3'	-5.11	98.66	109.40
9	A	528	A	C4-C5-C6	5.11	119.56	117.00
9	A	1006	C	C5-C6-N1	-5.11	118.44	121.00
9	A	2890	G	C2-N3-C4	-5.11	109.34	111.90
9	A	1785	A	C8-N9-C4	-5.11	103.75	105.80
9	A	683	U	P-O3'-C3'	-5.11	113.57	119.70
9	A	1364	G	P-O3'-C3'	5.11	125.83	119.70
9	A	2051	A	N1-C6-N6	5.11	121.67	118.60
9	A	2608	G	P-O3'-C3'	5.11	125.83	119.70
9	A	507	A	C3'-C2'-C1'	5.11	105.58	101.50
9	A	856	G	O3'-P-O5'	-5.11	94.30	104.00
9	A	860	U	C3'-C2'-C1'	5.11	105.58	101.50
9	A	2307	G	O4'-C1'-N9	5.11	112.29	108.20
10	B	53	A	P-O5'-C5'	-5.11	112.73	120.90
10	B	106	G	C4-C5-N7	5.11	112.84	110.80
9	A	52	A	C3'-C2'-C1'	5.11	105.58	101.50
9	A	662	G	O5'-P-OP2	-5.11	101.11	105.70
9	A	1074	G	C3'-C2'-C1'	5.11	105.58	101.50
9	A	1229	C	C2-N3-C4	-5.11	117.35	119.90
9	A	1568	G	C4-N9-C1'	5.11	133.14	126.50
9	A	972	A	O5'-P-OP2	-5.10	101.11	105.70
10	B	82	U	P-O5'-C5'	-5.10	112.73	120.90
9	A	1700	A	C3'-C2'-C1'	5.10	105.58	101.50
9	A	873	C	C6-N1-C2	5.10	122.34	120.30
9	A	1920	C	C3'-C2'-C1'	5.10	105.58	101.50
9	A	55	G	N3-C2-N2	-5.09	116.33	119.90
9	A	2898	U	O5'-P-OP2	-5.09	101.11	105.70

*Continued on next page...*



Continued from previous page...

Mol	Chain	Res	Type	Atoms	Z	Observed(°)	Ideal(°)
9	A	85	G	N9-C1'-C2'	-5.09	106.40	112.00
9	A	1799	G	P-O3'-C3'	5.09	125.81	119.70
25	Q	52	ARG	NE-CZ-NH1	-5.09	117.75	120.30
9	A	239	C	C3'-C2'-C1'	5.09	105.57	101.50
9	A	760	G	N1-C6-O6	5.09	122.95	119.90
9	A	2036	C	C3'-C2'-C1'	5.09	105.57	101.50
9	A	2329	U	O4'-C1'-N1	5.09	112.27	108.20
9	A	682	G	C8-N9-C1'	-5.08	120.39	127.00
9	A	2547	A	P-O5'-C5'	-5.08	112.77	120.90
9	A	529	A	C4'-C3'-C2'	5.08	107.68	102.60
9	A	2452	C	C5'-C4'-C3'	-5.08	107.87	116.00
9	A	2508	G	P-O5'-C5'	-5.08	112.77	120.90
9	A	1200	C	C5-C6-N1	-5.08	118.46	121.00
9	A	2199	A	P-O5'-C5'	-5.08	112.78	120.90
9	A	2514	U	C5-C6-N1	-5.08	120.16	122.70
9	A	1607	C	P-O3'-C3'	5.08	125.79	119.70
9	A	2791	G	C8-N9-C4	-5.07	104.37	106.40
9	A	112	U	N1-C2-O2	-5.07	119.25	122.80
9	A	1565	C	O4'-C1'-N1	-5.07	104.14	108.20
10	B	83	G	O5'-P-OP2	-5.07	101.14	105.70
9	A	807	U	N1-C2-N3	5.07	117.94	114.90
9	A	2750	A	C4'-C3'-C2'	5.07	107.67	102.60
9	A	638	G	C3'-C2'-C1'	5.07	105.55	101.50
9	A	2385	C	C3'-C2'-C1'	5.07	105.55	101.50
9	A	1403	A	N9-C1'-C2'	-5.07	106.43	112.00
9	A	35	G	C5'-C4'-O4'	-5.06	103.02	109.10
9	A	1966	A	P-O5'-C5'	-5.06	112.80	120.90
9	A	2450	A	P-O3'-C3'	5.06	125.78	119.70
9	A	1867	G	C3'-C2'-C1'	5.06	105.55	101.50
9	A	1951	U	P-O3'-C3'	5.06	125.77	119.70
9	A	2725	A	O5'-C5'-C4'	-5.06	102.09	111.70
9	A	2868	A	P-O5'-C5'	-5.06	112.81	120.90
9	A	702	U	O4'-C1'-N1	-5.06	104.15	108.20
9	A	767	U	O4'-C1'-N1	5.06	112.25	108.20
9	A	940	G	O5'-P-OP2	-5.06	101.15	105.70
9	A	1240	U	C2-N1-C1'	5.06	123.77	117.70
9	A	1646	C	P-O5'-C5'	-5.06	112.81	120.90
9	A	1664	A	O3'-P-O5'	-5.06	94.39	104.00
9	A	159	G	P-O3'-C3'	5.06	125.77	119.70
9	A	216	A	O5'-P-OP2	-5.05	101.15	105.70
9	A	1128	G	C8-N9-C4	5.05	108.42	106.40
9	A	1977	A	N1-C2-N3	5.05	131.83	129.30

Continued on next page...

*Continued from previous page...*

Mol	Chain	Res	Type	Atoms	Z	Observed(°)	Ideal(°)
9	A	315	G	P-O5'-C5'	-5.05	112.82	120.90
9	A	1377	G	P-O3'-C3'	5.05	125.76	119.70
9	A	1021	A	C3'-C2'-C1'	5.05	105.54	101.50
9	A	1963	U	C3'-C2'-C1'	5.05	105.54	101.50
9	A	2781	A	C3'-C2'-C1'	5.05	105.54	101.50
9	A	772	C	C6-N1-C2	5.05	122.32	120.30
9	A	1461	C	O4'-C1'-N1	5.05	112.24	108.20
9	A	604	G	N9-C1'-C2'	-5.05	106.45	112.00
9	A	950	G	N3-C2-N2	5.05	123.43	119.90
9	A	934	U	O4'-C1'-N1	5.05	112.24	108.20
9	A	1491	G	C3'-C2'-C1'	5.05	105.54	101.50
9	A	1784	A	C2-N3-C4	-5.05	108.08	110.60
9	A	1913	A	P-O3'-C3'	5.05	125.75	119.70
9	A	938	G	P-O3'-C3'	-5.04	113.65	119.70
9	A	1554	U	O3'-P-O5'	-5.04	94.41	104.00
9	A	931	U	N1-C1'-C2'	5.04	120.56	114.00
9	A	1662	U	P-O5'-C5'	-5.04	112.83	120.90
9	A	1008	A	P-O5'-C5'	5.04	128.97	120.90
9	A	1297	C	P-O5'-C5'	-5.04	112.83	120.90
9	A	2232	C	C6-N1-C2	5.04	122.32	120.30
9	A	812	C	C3'-C2'-C1'	5.04	105.53	101.50
9	A	1261	C	P-O3'-C3'	5.04	125.74	119.70
9	A	856	G	C6-C5-N7	-5.04	127.38	130.40
9	A	2442	C	O5'-P-OP2	-5.03	101.17	105.70
9	A	873	C	C5-C6-N1	-5.03	118.48	121.00
9	A	1669	A	C3'-C2'-C1'	5.03	105.53	101.50
9	A	779	U	N3-C4-O4	5.03	122.92	119.40
9	A	2440	C	P-O3'-C3'	-5.03	113.66	119.70
9	A	612	G	P-O3'-C3'	5.03	125.73	119.70
9	A	2297	A	N9-C1'-C2'	-5.03	106.47	112.00
9	A	26	G	O4'-C1'-N9	-5.03	104.18	108.20
9	A	324	A	C3'-C2'-C1'	5.03	105.52	101.50
9	A	575	A	N9-C4-C5	5.03	107.81	105.80
9	A	2629	U	C5-C6-N1	-5.03	120.19	122.70
9	A	974	G	N3-C4-C5	5.03	131.11	128.60
9	A	1015	U	C6-N1-C2	5.03	124.02	121.00
9	A	2035	G	O4'-C1'-N9	5.03	112.22	108.20
9	A	2068	U	C3'-C2'-C1'	5.03	105.52	101.50
9	A	2486	C	C6-N1-C2	5.03	122.31	120.30
9	A	2368	C	P-O3'-C3'	-5.02	113.67	119.70
9	A	1791	A	OP2-P-O3'	5.02	116.25	105.20
9	A	2683	C	N3-C2-O2	5.02	125.42	121.90

*Continued on next page...*

Continued from previous page...

Mol	Chain	Res	Type	Atoms	Z	Observed(°)	Ideal(°)
9	A	1188	U	N1-C1'-C2'	5.02	120.52	114.00
9	A	1248	G	C6-C5-N7	-5.02	127.39	130.40
9	A	2051	A	C5-C6-N1	5.02	120.21	117.70
9	A	2544	G	P-O5'-C5'	-5.02	112.87	120.90
9	A	2456	C	OP1-P-O3'	5.02	116.23	105.20
9	A	1288	G	C6-C5-N7	-5.01	127.39	130.40
9	A	2071	A	N9-C4-C5	5.01	107.81	105.80
9	A	2249	U	C4'-C3'-C2'	5.01	107.61	102.60
9	A	464	U	P-O3'-C3'	5.01	125.71	119.70
9	A	413	C	P-O5'-C5'	-5.01	112.88	120.90
9	A	946	C	C3'-C2'-C1'	5.01	105.51	101.50
9	A	1134	A	OP1-P-OP2	5.01	127.11	119.60
10	B	82	U	O4'-C1'-N1	-5.01	104.19	108.20
9	A	436	C	P-O3'-C3'	-5.01	113.69	119.70
9	A	773	U	N1-C1'-C2'	5.01	120.51	114.00
9	A	847	U	C4'-C3'-C2'	5.01	107.61	102.60
9	A	1558	C	N1-C1'-C2'	5.01	120.51	114.00
9	A	2055	C	O4'-C1'-N1	5.01	112.20	108.20
9	A	2876	G	C6-C5-N7	-5.01	127.40	130.40
9	A	834	G	C6-C5-N7	-5.00	127.40	130.40
9	A	31	C	P-O3'-C3'	-5.00	113.70	119.70
9	A	533	G	P-O3'-C3'	-5.00	113.70	119.70
9	A	1129	A	P-O3'-C3'	-5.00	113.70	119.70
9	A	1024	G	N3-C4-C5	-5.00	126.10	128.60
9	A	1838	C	N3-C2-O2	5.00	125.40	121.90
9	A	2081	U	C5-C6-N1	-5.00	120.20	122.70
9	A	2880	C	C3'-C2'-C1'	5.00	105.50	101.50

There are no chirality outliers.

All (3) planarity outliers are listed below:

Mol	Chain	Res	Type	Group
12	D	191	GLY	Peptide
18	J	110	PRO	Peptide
22	N	101	GLY	Peptide

## 5.2 Too-close contacts [i](#)

In the following table, the Non-H and H(model) columns list the number of non-hydrogen atoms and hydrogen atoms in the chain respectively. The H(added) column lists the number of hydrogen atoms added and optimized by MolProbity. The Clashes column lists the number of clashes within

the asymmetric unit, whereas Symm-Clashes lists symmetry-related clashes.

Mol	Chain	Non-H	H(model)	H(added)	Clashes	Symm-Clashes
1	0	444	0	461	53	0
2	1	410	0	440	69	0
3	2	377	0	418	27	0
4	3	504	0	574	68	0
5	4	302	0	341	48	0
6	5	41	0	27	3	0
7	6	8	0	0	3	0
8	7	59	0	35	3	0
9	A	61251	0	30809	3080	0
10	B	2506	0	1271	108	0
11	C	2083	0	2157	319	0
12	D	1565	0	1616	271	0
13	E	1552	0	1619	199	0
14	F	1411	0	1447	207	0
15	G	1323	0	1374	223	0
16	H	431	0	451	83	0
17	I	1032	0	1088	132	0
18	J	1129	0	1162	214	0
19	K	939	0	1012	153	0
20	L	1045	0	1117	169	0
21	M	1074	0	1157	149	0
22	N	961	0	1000	121	0
23	O	892	0	923	113	0
24	P	917	0	965	185	0
25	Q	947	0	1022	191	0
26	R	816	0	839	145	0
27	S	857	0	922	91	0
28	T	739	0	807	153	0
29	U	780	0	834	100	0
30	V	753	0	780	60	0
31	W	596	0	610	284	0
32	X	625	0	655	109	0
33	Y	509	0	543	72	0
34	Z	449	0	491	45	0
35	5	4	0	0	0	0
36	A	51	0	67	4	0
All	All	89382	0	59034	6679	0

The all-atom clashscore is defined as the number of clashes found per 1000 atoms (including hydrogen atoms). The all-atom clashscore for this structure is 45.

All (6679) close contacts within the same asymmetric unit are listed below, sorted by their clash magnitude.

Atom-1	Atom-2	Interatomic distance (Å)	Clash overlap (Å)
24:P:50:ARG:CG	24:P:57:ALA:H	1.24	1.48
24:P:50:ARG:HD2	24:P:51:ASN:N	1.27	1.41
24:P:50:ARG:HG2	24:P:57:ALA:N	1.13	1.40
25:Q:63:ARG:NH1	25:Q:96:ASP:HA	1.37	1.35
12:D:114:LYS:N	12:D:114:LYS:HE3	1.41	1.33
9:A:1063:G:OP1	17:I:76:ALA:HB3	1.25	1.32
12:D:151:THR:HG22	12:D:152:PRO:CD	1.60	1.30
24:P:50:ARG:CD	24:P:51:ASN:H	1.42	1.30
18:J:111:LYS:HD3	18:J:112:GLY:N	1.44	1.29
32:X:30:PRO:HB2	32:X:32:LEU:CD1	1.61	1.29
9:A:636:G:C6	20:L:111:ILE:HD11	1.70	1.24
9:A:1073:A:C2'	9:A:1074:G:H5''	1.69	1.22
15:G:84:LYS:HG3	15:G:132:LEU:N	1.53	1.22
9:A:636:G:C5	20:L:111:ILE:HD11	1.77	1.20
14:F:35:LEU:HB3	14:F:153:ILE:CG2	1.71	1.20
24:P:50:ARG:HD3	24:P:56:SER:CB	1.71	1.20
30:V:80:HIS:CD2	30:V:83:LYS:H	1.58	1.20
12:D:99:GLU:HG3	12:D:100:LEU:H	1.08	1.18
19:K:18:ARG:HB2	19:K:45:GLU:CG	1.74	1.18
27:S:66:ILE:HA	27:S:69:LEU:HD22	1.26	1.18
20:L:93:ASN:HD22	20:L:94:THR:N	1.42	1.17
15:G:83:THR:HA	15:G:84:LYS:NZ	1.58	1.17
4:3:31:ILE:CD1	4:3:34:LYS:HD2	1.73	1.16
25:Q:4:LYS:HG3	25:Q:5:ARG:H	1.10	1.16
15:G:8:VAL:HG11	15:G:49:LEU:HB2	1.25	1.16
25:Q:63:ARG:HH12	25:Q:96:ASP:CA	1.59	1.16
26:R:49:ILE:HD12	26:R:52:PRO:CA	1.76	1.15
15:G:137:LYS:HA	15:G:140:ILE:HD11	1.28	1.15
22:N:103:ARG:HB2	22:N:110:MET:HE3	1.17	1.15
2:1:8:ILE:HG23	2:1:51:ALA:HA	1.27	1.14
16:H:32:PRO:HB3	32:X:38:TRP:HB3	1.29	1.14
9:A:265:A:H4'	9:A:266:G:OP1	1.47	1.14
32:X:58:ILE:HD12	32:X:66:VAL:HG21	1.27	1.14
25:Q:69:ARG:CB	25:Q:69:ARG:HH21	1.60	1.13
12:D:151:THR:CG2	12:D:152:PRO:HD3	1.78	1.13
20:L:109:LYS:HG2	20:L:126:ARG:HB3	1.30	1.13
30:V:10:LYS:HD3	30:V:10:LYS:H	1.05	1.13
9:A:1188:U:H2'	9:A:1189:A:H5''	1.31	1.12
9:A:1867:G:O2'	9:A:1868:C:H5''	1.49	1.12
12:D:106:LYS:H	12:D:106:LYS:HD2	1.11	1.12
9:A:1070:A:C2	17:I:9:LYS:HG2	1.84	1.12
14:F:40:GLY:HA2	14:F:84:ILE:HD11	1.27	1.12

*Continued on next page...*

*Continued from previous page...*

Atom-1	Atom-2	Interatomic distance (Å)	Clash overlap (Å)
15:G:104:LEU:HB2	15:G:112:VAL:CG2	1.79	1.12
26:R:49:ILE:CD1	26:R:52:PRO:HA	1.78	1.11
11:C:16:VAL:HB	11:C:203:VAL:HB	1.25	1.11
9:A:855:G:H21	31:W:23:LYS:HG2	1.13	1.11
14:F:40:GLY:CA	14:F:84:ILE:HD11	1.78	1.11
9:A:1499:C:O2'	9:A:1500:G:H5'	1.48	1.10
18:J:44:TYR:CD2	25:Q:63:ARG:HD3	1.86	1.10
12:D:106:LYS:HB3	12:D:206:ALA:HB3	1.33	1.10
31:W:28:GLU:HB3	31:W:31:LEU:HD21	1.30	1.10
18:J:73:VAL:HG23	18:J:74:TYR:H	1.01	1.10
2:1:24:LYS:HE2	2:1:52:LYS:HB2	1.31	1.10
24:P:13:LYS:HE3	24:P:76:HIS:HA	1.32	1.10
24:P:19:PHE:O	24:P:20:ARG:HB3	1.45	1.10
32:X:30:PRO:HB2	32:X:32:LEU:HD11	1.14	1.10
19:K:18:ARG:HB2	19:K:45:GLU:HG2	1.15	1.09
19:K:71:ARG:HB2	19:K:72:PRO:HD3	1.33	1.09
9:A:1179:G:C6	9:A:1180:U:H1'	1.87	1.09
31:W:23:LYS:HG3	31:W:24:ARG:O	1.52	1.09
4:3:31:ILE:HD11	4:3:34:LYS:CD	1.83	1.09
9:A:866:A:C8	9:A:866:A:H5'	1.86	1.09
9:A:866:A:H5'	9:A:866:A:H8	0.95	1.09
9:A:1060:U:C4'	9:A:1061:U:H5'	1.82	1.09
9:A:1073:A:C3'	9:A:1074:G:H5''	1.82	1.09
13:E:108:ILE:HD11	13:E:180:LEU:HB3	1.31	1.09
19:K:108:ARG:HG2	19:K:108:ARG:HH11	1.16	1.09
11:C:68:ARG:HD3	11:C:103:ILE:HD11	1.27	1.08
33:Y:9:LYS:HA	33:Y:9:LYS:HZ2	1.11	1.08
27:S:1:MET:HA	27:S:1:MET:HE2	1.36	1.08
16:H:5:LEU:HD13	16:H:13:GLY:HA2	1.36	1.08
9:A:2309:A:O2'	9:A:2310:C:H5'	1.53	1.08
17:I:79:LEU:HA	17:I:83:ALA:HB3	1.34	1.08
13:E:170:ARG:HG2	13:E:170:ARG:HH21	0.97	1.08
9:A:1060:U:H4'	9:A:1061:U:C5'	1.82	1.07
12:D:120:GLY:HA2	12:D:162:ALA:CB	1.83	1.07
14:F:35:LEU:HB3	14:F:153:ILE:HG23	1.27	1.07
28:T:29:THR:HG22	28:T:86:THR:HG22	1.27	1.07
31:W:76:ARG:HH21	31:W:76:ARG:HG3	1.14	1.07
1:0:39:ARG:HH11	1:0:39:ARG:HB2	1.19	1.06
18:J:2:LYS:H	18:J:2:LYS:HD3	0.91	1.06
25:Q:69:ARG:HB2	25:Q:69:ARG:NH2	1.68	1.06
33:Y:57:LEU:HA	33:Y:60:LYS:HB3	1.35	1.06

*Continued on next page...*

*Continued from previous page...*

Atom-1	Atom-2	Interatomic distance (Å)	Clash overlap (Å)
9:A:412:A:O2'	9:A:413:C:H5'	1.55	1.06
22:N:73:ASN:HA	22:N:76:VAL:HG12	1.30	1.06
30:V:80:HIS:HD2	30:V:83:LYS:N	1.52	1.06
9:A:1179:G:C5	9:A:1180:U:H1'	1.88	1.06
25:Q:63:ARG:HH22	25:Q:96:ASP:N	1.53	1.06
9:A:1791:A:O2'	11:C:205:GLY:HA2	1.55	1.06
24:P:50:ARG:HG3	24:P:57:ALA:O	1.53	1.06
24:P:77:SER:OG	24:P:79:VAL:HG13	1.54	1.06
23:O:2:ASP:HB3	23:O:5:SER:HB2	1.37	1.05
11:C:246:PRO:HG2	11:C:247:TRP:CZ3	1.92	1.05
15:G:72:ASN:O	15:G:76:ILE:HG22	1.56	1.05
21:M:2:LEU:HD23	21:M:69:PRO:HD2	1.38	1.05
31:W:23:LYS:CE	31:W:24:ARG:HG3	1.86	1.05
9:A:2431:U:H5'	9:A:2431:U:H6	1.18	1.05
31:W:23:LYS:HD2	31:W:24:ARG:H	1.20	1.04
25:Q:86:SER:O	26:R:51:VAL:HA	1.56	1.04
9:A:1064:C:OP1	17:I:87:SER:O	1.72	1.04
9:A:1714:U:O2	9:A:1714:U:H2'	1.47	1.04
13:E:79:ARG:HG2	13:E:80:SER:H	1.11	1.04
25:Q:65:ASN:ND2	25:Q:69:ARG:HH22	1.55	1.04
9:A:1011:G:O2'	9:A:1013:C:H5''	1.58	1.04
9:A:137:U:H5''	9:A:140:C:C5	1.94	1.03
9:A:990:A:H8	9:A:990:A:H5'	1.19	1.03
4:3:31:ILE:HD11	4:3:34:LYS:HD2	1.04	1.03
18:J:81:ILE:HG23	18:J:82:GLY:H	1.19	1.03
24:P:102:ARG:HB3	24:P:107:ALA:HB2	1.38	1.03
9:A:1179:G:H3'	9:A:1180:U:H4'	1.41	1.03
33:Y:47:ARG:HH21	33:Y:47:ARG:HG3	1.19	1.03
29:U:5:ARG:HH21	29:U:5:ARG:HG2	1.23	1.03
34:Z:15:ARG:HH11	34:Z:15:ARG:HG3	1.22	1.03
9:A:1073:A:H2'	9:A:1074:G:H5''	1.35	1.02
9:A:1779:U:H5	9:A:1784:A:N7	1.56	1.02
22:N:73:ASN:HA	22:N:76:VAL:CG1	1.89	1.02
24:P:52:ARG:HH11	24:P:52:ARG:CG	1.71	1.02
28:T:61:LEU:HD12	28:T:61:LEU:O	1.57	1.02
28:T:64:LYS:HA	28:T:79:ASP:OD1	1.59	1.02
9:A:1941:C:H6	9:A:1941:C:H5'	1.21	1.02
23:O:88:LYS:HE2	23:O:116:GLN:HE21	1.17	1.02
14:F:7:TYR:CD2	14:F:11:VAL:HG11	1.94	1.02
24:P:87:ARG:HG2	24:P:87:ARG:HH11	1.23	1.02
31:W:23:LYS:HD2	31:W:24:ARG:N	1.74	1.02

*Continued on next page...*



*Continued from previous page...*

Atom-1	Atom-2	Interatomic distance (Å)	Clash overlap (Å)
9:A:2502:G:H5'	9:A:2503:A:H5''	1.41	1.01
9:A:2680:U:OP1	12:D:114:LYS:HE2	1.60	1.01
14:F:134:GLN:HG2	14:F:135:ILE:H	1.21	1.01
31:W:24:ARG:HB2	31:W:65:LYS:HD3	1.38	1.01
18:J:17:VAL:HG22	18:J:137:PRO:HB2	1.41	1.01
2:1:33:LEU:H	2:1:51:ALA:HB3	1.21	1.01
25:Q:63:ARG:CZ	25:Q:96:ASP:HA	1.88	1.01
9:A:508:A:H4'	9:A:509:C:OP2	1.59	1.00
18:J:124:VAL:HG23	18:J:125:TYR:H	1.24	1.00
21:M:1:MET:HE3	21:M:2:LEU:H	1.27	1.00
21:M:40:ARG:HB2	21:M:93:VAL:HG21	1.43	1.00
27:S:73:LYS:HA	27:S:73:LYS:HE3	1.39	1.00
9:A:545:U:H2'	9:A:546:U:H4'	1.43	1.00
9:A:2151:U:O2'	9:A:2152:G:H5''	1.62	1.00
12:D:114:LYS:N	12:D:114:LYS:CE	2.23	1.00
29:U:25:LYS:HG2	29:U:36:GLU:HB3	1.44	1.00
9:A:1458:U:H4'	9:A:1459:G:O5'	1.60	1.00
9:A:2353:G:H1'	31:W:30:VAL:CG1	1.92	1.00
11:C:12:ARG:HG3	11:C:12:ARG:HH11	1.23	1.00
12:D:5:VAL:H	12:D:32:ASN:HD21	1.10	1.00
15:G:137:LYS:CA	15:G:140:ILE:HD11	1.90	1.00
5:4:36:ARG:HG2	5:4:37:GLN:H	1.22	0.99
11:C:251:THR:HG22	11:C:252:LYS:H	1.24	0.99
9:A:1813:G:N3	11:C:49:THR:HG21	1.77	0.99
31:W:31:LEU:N	31:W:31:LEU:HD23	1.73	0.99
11:C:106:PRO:HB3	11:C:141:HIS:CE1	1.96	0.99
5:4:9:LYS:H	5:4:9:LYS:HD3	1.26	0.99
28:T:50:LEU:HD12	28:T:50:LEU:H	1.25	0.99
14:F:39:VAL:HG11	14:F:49:LEU:HD13	1.42	0.99
9:A:2356:U:H4'	31:W:16:GLU:HG3	1.42	0.99
14:F:11:VAL:HG12	14:F:12:VAL:H	1.28	0.99
9:A:1071:G:H1'	9:A:1089:A:N7	1.78	0.99
9:A:335:C:H5''	29:U:81:ARG:HD3	1.45	0.99
9:A:866:A:H8	9:A:866:A:C5'	1.76	0.99
10:B:90:C:H6	10:B:90:C:H5''	1.23	0.99
9:A:1716:U:O2'	9:A:1717:A:H5'	1.61	0.99
9:A:2680:U:P	12:D:114:LYS:HE2	2.02	0.99
11:C:75:ALA:HB2	11:C:95:TYR:CD2	1.98	0.99
14:F:43:ILE:HG22	14:F:82:TYR:CE1	1.97	0.99
31:W:39:GLN:HG2	31:W:41:GLY:H	1.26	0.99
9:A:2148:G:H2'	9:A:2149:U:O4'	1.63	0.98

*Continued on next page...*



*Continued from previous page...*

Atom-1	Atom-2	Interatomic distance (Å)	Clash overlap (Å)
9:A:958:U:H6	9:A:958:U:H5'	1.21	0.98
9:A:2214:C:H5'	9:A:2214:C:H6	1.26	0.98
9:A:2440:C:H6	9:A:2440:C:H5'	1.26	0.98
2:1:34:GLU:HG2	2:1:49:LYS:HG3	1.46	0.98
18:J:2:LYS:HD3	18:J:2:LYS:N	1.70	0.98
31:W:18:LYS:HG3	31:W:19:ARG:H	1.28	0.98
9:A:762:U:H4'	9:A:763:G:O5'	1.57	0.98
24:P:50:ARG:HD3	24:P:56:SER:HB3	1.41	0.98
9:A:303:G:H2'	9:A:304:U:H6	1.28	0.98
9:A:1277:G:H5'	22:N:20:MET:CE	1.94	0.98
14:F:71:LYS:HD3	14:F:80:GLN:HG3	1.46	0.98
22:N:24:MET:HG2	22:N:44:LEU:HD22	1.46	0.97
12:D:13:ARG:HH12	24:P:74:GLN:NE2	1.61	0.97
13:E:170:ARG:HH21	13:E:170:ARG:CG	1.77	0.97
31:W:39:GLN:HG3	31:W:42:THR:N	1.78	0.97
14:F:131:VAL:HG22	14:F:151:LEU:HD12	1.45	0.97
19:K:21:CYS:HA	19:K:41:ILE:HD12	1.43	0.97
9:A:1627:G:H5'	9:A:1627:G:C8	1.99	0.97
18:J:88:THR:HG22	18:J:91:GLU:CG	1.92	0.97
32:X:38:TRP:HB2	32:X:45:PHE:HE2	1.26	0.97
9:A:1941:C:H5'	9:A:1941:C:C6	1.98	0.97
25:Q:4:LYS:HG3	25:Q:5:ARG:N	1.76	0.97
15:G:84:LYS:HG3	15:G:132:LEU:H	1.28	0.97
13:E:146:VAL:HG23	13:E:167:VAL:HG23	1.46	0.97
9:A:1421:G:O2'	9:A:1422:G:H5'	1.65	0.97
9:A:1784:A:H4'	9:A:1785:A:O5'	1.64	0.97
9:A:2328:A:H2'	9:A:2329:U:C6	1.99	0.97
18:J:44:TYR:HD2	25:Q:63:ARG:HD3	1.28	0.97
9:A:92:U:H6	9:A:92:U:H5''	1.28	0.97
9:A:1962:C:H4'	9:A:1963:U:OP1	1.65	0.97
5:4:9:LYS:H	5:4:9:LYS:CD	1.77	0.97
16:H:49:ALA:HB3	16:H:50:ARG:NH2	1.79	0.96
20:L:81:ASP:O	20:L:82:LEU:HB3	1.63	0.96
31:W:23:LYS:HE3	31:W:24:ARG:HG3	1.44	0.96
9:A:1084:A:H2'	9:A:1085:A:C8	1.99	0.96
15:G:83:THR:HA	15:G:84:LYS:HZ1	1.27	0.96
18:J:44:TYR:HB2	25:Q:63:ARG:HB3	1.45	0.96
9:A:1188:U:C2'	9:A:1189:A:H5'	1.94	0.96
14:F:11:VAL:HG12	14:F:12:VAL:N	1.77	0.96
14:F:34:THR:HG23	14:F:89:THR:HG23	1.47	0.96
18:J:88:THR:HG22	18:J:91:GLU:HG3	1.45	0.96

*Continued on next page...*

Continued from previous page...

Atom-1	Atom-2	Interatomic distance (Å)	Clash overlap (Å)
18:J:111:LYS:CD	18:J:112:GLY:H	1.77	0.96
21:M:35:ALA:O	21:M:128:THR:HA	1.66	0.96
18:J:77:HIS:CD2	18:J:79:GLY:H	1.82	0.96
24:P:52:ARG:HH11	24:P:52:ARG:HG3	1.31	0.96
12:D:61:THR:OG1	12:D:63:PRO:HD2	1.66	0.96
19:K:71:ARG:CB	19:K:72:PRO:HD3	1.96	0.95
26:R:51:VAL:HB	26:R:52:PRO:CD	1.95	0.95
15:G:8:VAL:O	15:G:9:VAL:HG12	1.65	0.95
9:A:923:G:H21	31:W:23:LYS:NZ	1.63	0.95
18:J:44:TYR:CD1	18:J:44:TYR:O	2.20	0.95
25:Q:63:ARG:HH12	25:Q:96:ASP:HA	0.82	0.95
29:U:80:ASP:OD1	29:U:95:PHE:HB3	1.67	0.95
9:A:2820:A:H8	9:A:2820:A:H3'	1.28	0.95
28:T:48:GLN:HA	28:T:48:GLN:HE21	1.29	0.95
17:I:15:GLY:HA2	17:I:50:LYS:HB3	1.47	0.95
9:A:1340:U:H4'	9:A:1341:G:OP2	1.65	0.95
9:A:2197:U:O2'	9:A:2198:A:H2'	1.64	0.95
9:A:2540:C:H2'	9:A:2541:A:H5'	1.49	0.95
14:F:134:GLN:O	14:F:136:ILE:HG12	1.67	0.95
24:P:95:LYS:HG2	24:P:97:TYR:CE1	2.02	0.95
25:Q:69:ARG:HH21	25:Q:69:ARG:HB2	1.21	0.95
9:A:923:G:N3	31:W:23:LYS:HE2	1.80	0.94
9:A:996:A:H4'	25:Q:91:ARG:HG2	1.49	0.94
9:A:35:G:H8	9:A:35:G:H5'	1.30	0.94
9:A:1585:C:C2'	9:A:1586:A:H5'	1.96	0.94
27:S:59:GLU:HA	27:S:64:ALA:CB	1.98	0.94
9:A:2820:A:H3'	9:A:2820:A:C8	2.02	0.94
31:W:18:LYS:HA	31:W:36:ILE:CG1	1.97	0.94
9:A:100:U:H4'	9:A:101:A:O5'	1.67	0.94
9:A:1020:A:H4'	9:A:1021:A:O5'	1.66	0.94
20:L:112:LEU:HD12	20:L:130:GLY:HA3	1.49	0.94
2:1:8:ILE:HD11	2:1:24:LYS:HG2	1.49	0.94
9:A:2352:A:N1	31:W:30:VAL:HG11	1.83	0.94
13:E:119:ILE:CD1	13:E:187:VAL:HA	1.96	0.94
28:T:29:THR:HA	28:T:86:THR:HA	1.49	0.94
18:J:25:LEU:C	18:J:25:LEU:HD22	1.88	0.94
9:A:1063:G:P	17:I:76:ALA:HB3	2.08	0.93
18:J:64:VAL:O	18:J:65:THR:HB	1.68	0.93
9:A:1644:C:O2'	9:A:1645:G:H5'	1.68	0.93
12:D:14:ILE:HA	24:P:11:GLN:HE22	1.33	0.93
13:E:79:ARG:HG2	13:E:80:SER:N	1.80	0.93

Continued on next page...

*Continued from previous page...*

Atom-1	Atom-2	Interatomic distance (Å)	Clash overlap (Å)
25:Q:91:ARG:HB3	25:Q:93:ILE:HG22	1.49	0.93
20:L:132:ARG:HG3	20:L:142:ILE:HD12	1.49	0.93
24:P:77:SER:HG	24:P:79:VAL:HG13	1.32	0.93
14:F:129:MET:HG2	14:F:153:ILE:CD1	1.98	0.93
9:A:636:G:C6	20:L:111:ILE:CD1	2.52	0.93
13:E:170:ARG:HG2	13:E:170:ARG:NH2	1.73	0.93
9:A:1885:A:H2'	9:A:1886:U:H6	1.31	0.93
25:Q:4:LYS:HE2	25:Q:7:VAL:HG13	1.51	0.93
9:A:2328:A:H2'	9:A:2329:U:H6	1.30	0.93
9:A:729:G:N3	9:A:729:G:H2'	1.80	0.92
9:A:1064:C:H5'	17:I:88:GLY:HA3	1.50	0.92
9:A:1073:A:H3'	9:A:1074:G:H5''	1.51	0.92
19:K:18:ARG:H	19:K:45:GLU:HB2	1.31	0.92
12:D:120:GLY:HA2	12:D:162:ALA:HB2	1.50	0.92
16:H:4:ILE:HG23	16:H:17:ASP:O	1.68	0.92
9:A:558:U:P	18:J:113:PRO:HG2	2.09	0.92
13:E:112:LEU:HD13	13:E:186:VAL:HG11	1.51	0.92
28:T:39:THR:HB	28:T:42:GLU:HB2	1.50	0.92
3:2:37:LYS:HE2	9:A:469:G:O6	1.69	0.92
5:4:23:ILE:HD13	9:A:1032:A:H1'	1.52	0.92
9:A:855:G:N2	31:W:23:LYS:HG2	1.84	0.92
12:D:151:THR:CG2	12:D:152:PRO:CD	2.43	0.92
16:H:2:GLN:O	16:H:3:VAL:HG22	1.70	0.92
17:I:23:VAL:HB	17:I:27:LEU:HB3	1.49	0.92
18:J:56:VAL:HG12	18:J:57:LEU:H	1.33	0.92
22:N:79:LEU:O	22:N:80:PHE:HB2	1.70	0.92
28:T:32:LEU:H	28:T:83:ALA:HB3	1.33	0.92
9:A:933:A:H2'	9:A:933:A:N3	1.83	0.92
9:A:1664:A:H5''	9:A:1665:A:OP2	1.70	0.92
12:D:113:SER:C	12:D:114:LYS:HE3	1.90	0.92
13:E:119:ILE:HD13	13:E:187:VAL:HA	1.48	0.92
25:Q:111:LYS:CE	26:R:50:GLY:HA2	1.99	0.92
27:S:73:LYS:HE3	27:S:74:ILE:N	1.84	0.92
9:A:491:G:H2'	9:A:492:A:C8	2.04	0.92
11:C:16:VAL:H	11:C:203:VAL:HG12	1.34	0.92
18:J:2:LYS:H	18:J:2:LYS:CD	1.81	0.92
14:F:10:GLU:O	14:F:11:VAL:HB	1.67	0.92
9:A:1277:G:H5'	22:N:20:MET:HE1	1.48	0.91
19:K:21:CYS:HA	19:K:41:ILE:CD1	2.00	0.91
9:A:923:G:H21	31:W:23:LYS:HZ3	1.16	0.91
14:F:35:LEU:HB3	14:F:153:ILE:HG22	1.53	0.91

*Continued on next page...*

*Continued from previous page...*

Atom-1	Atom-2	Interatomic distance (Å)	Clash overlap (Å)
33:Y:31:GLN:HG2	33:Y:37:LEU:HB2	1.53	0.91
2:1:33:LEU:N	2:1:51:ALA:HB3	1.84	0.91
14:F:72:SER:HB2	14:F:80:GLN:H	1.36	0.91
1:0:9:ARG:HH21	1:0:9:ARG:HG3	1.34	0.91
9:A:1060:U:H4'	9:A:1061:U:H5'	0.94	0.91
9:A:1585:C:H2'	9:A:1586:A:O4'	1.70	0.91
3:2:3:ARG:HG2	3:2:3:ARG:HH21	1.33	0.91
9:A:2503:A:H4'	9:A:2504:U:OP1	1.67	0.91
11:C:12:ARG:HH11	11:C:12:ARG:CG	1.83	0.91
12:D:120:GLY:HA2	12:D:162:ALA:HB1	1.51	0.91
12:D:99:GLU:HG3	12:D:100:LEU:N	1.85	0.91
23:O:76:LYS:O	23:O:80:GLU:HG2	1.70	0.90
9:A:894:U:H2'	9:A:895:U:C6	2.06	0.90
9:A:1348:C:H2'	9:A:1349:C:H5'	1.53	0.90
9:A:1929:G:H4'	9:A:1930:G:OP1	1.69	0.90
18:J:43:GLU:O	18:J:45:THR:CG2	2.19	0.90
18:J:73:VAL:HG23	18:J:74:TYR:N	1.85	0.90
32:X:58:ILE:CD1	32:X:66:VAL:HG21	2.02	0.90
12:D:91:THR:O	12:D:93:GLY:N	2.05	0.90
11:C:251:THR:HG22	11:C:252:LYS:N	1.86	0.90
8:7:74:C:N3	9:A:2252:G:N2	2.19	0.90
9:A:962:G:H21	9:A:2250:G:H1	1.14	0.90
9:A:1110:G:HO2'	9:A:1111:A:H8	1.19	0.90
25:Q:93:ILE:HG23	25:Q:94:LEU:N	1.86	0.90
27:S:73:LYS:HE3	27:S:73:LYS:CA	2.02	0.90
9:A:777:G:O2'	9:A:778:G:H5'	1.71	0.90
9:A:1935:G:H1'	9:A:1964:G:N2	1.86	0.90
9:A:1936:A:H2	9:A:1943:U:C5	1.89	0.90
12:D:110:THR:HG23	12:D:171:THR:HG22	1.54	0.90
32:X:5:GLN:HE21	32:X:49:ARG:H	1.20	0.90
9:A:2431:U:H5'	9:A:2431:U:C6	2.06	0.90
11:C:28:PRO:HG2	11:C:33:LEU:HD11	1.53	0.90
21:M:114:ARG:HG2	21:M:130:PHE:CE1	2.07	0.90
9:A:603:A:H4'	9:A:604:G:O5'	1.67	0.90
18:J:124:VAL:HG23	18:J:125:TYR:N	1.87	0.90
9:A:215:G:H4'	9:A:216:A:H4'	1.52	0.89
9:A:1653:G:H1	22:N:11:ASN:ND2	1.69	0.89
15:G:104:LEU:HB2	15:G:112:VAL:HG21	1.49	0.89
20:L:110:VAL:O	20:L:111:ILE:HB	1.71	0.89
28:T:61:LEU:HD12	28:T:61:LEU:C	1.91	0.89
9:A:417:C:H2'	9:A:418:C:H6	1.37	0.89

*Continued on next page...*

*Continued from previous page...*

Atom-1	Atom-2	Interatomic distance (Å)	Clash overlap (Å)
9:A:1498:C:O2'	9:A:1499:C:H6	1.55	0.89
9:A:784:G:C6	11:C:227:VAL:HG11	2.07	0.89
9:A:2540:C:C2'	9:A:2541:A:H5'	2.03	0.89
27:S:96:ILE:C	27:S:96:ILE:HD12	1.92	0.89
2:1:33:LEU:HB3	2:1:51:ALA:CB	2.02	0.89
9:A:1799:G:H4'	9:A:1800:C:O5'	1.71	0.89
11:C:106:PRO:HB3	11:C:141:HIS:HE1	1.35	0.89
13:E:46:GLN:HG3	13:E:87:ALA:H	1.33	0.89
29:U:5:ARG:HH21	29:U:5:ARG:CG	1.84	0.89
32:X:6:VAL:HG13	32:X:7:THR:HG23	1.53	0.89
9:A:1056:G:H5''	9:A:1057:A:H5'	1.54	0.89
9:A:1627:G:H5'	9:A:1627:G:H8	1.37	0.89
11:C:80:LEU:HD11	11:C:109:LEU:HG	1.53	0.89
12:D:106:LYS:HD2	12:D:106:LYS:N	1.87	0.89
2:1:8:ILE:CG2	2:1:51:ALA:HA	2.02	0.89
13:E:110:SER:O	13:E:113:VAL:HG12	1.73	0.89
18:J:25:LEU:HD22	18:J:26:GLY:N	1.88	0.89
28:T:70:HIS:HB2	28:T:73:ARG:O	1.73	0.89
9:A:990:A:H5'	9:A:990:A:C8	2.08	0.89
16:H:8:LYS:O	16:H:13:GLY:HA3	1.73	0.89
16:H:41:LYS:HA	16:H:44:ILE:HG12	1.53	0.89
20:L:91:ASP:H	20:L:94:THR:HG21	1.36	0.89
31:W:14:ASP:O	31:W:15:SER:HB2	1.70	0.88
9:A:2502:G:H5'	9:A:2503:A:C5'	2.02	0.88
11:C:20:ASN:HD21	11:C:22:GLU:HG2	1.36	0.88
24:P:50:ARG:HD3	24:P:56:SER:HB2	1.55	0.88
9:A:483:A:O2'	29:U:56:GLY:HA2	1.73	0.88
9:A:1746:A:H2'	9:A:1747:U:C6	2.08	0.88
15:G:8:VAL:CG1	15:G:49:LEU:HB2	2.04	0.88
22:N:12:ARG:HH21	22:N:12:ARG:HG3	1.37	0.88
28:T:31:VAL:C	28:T:32:LEU:HD23	1.94	0.88
31:W:23:LYS:O	31:W:66:VAL:HB	1.73	0.88
9:A:1429:G:O2'	9:A:1430:G:H5'	1.73	0.88
31:W:18:LYS:HG3	31:W:19:ARG:N	1.85	0.88
18:J:111:LYS:CD	18:J:112:GLY:N	2.33	0.88
28:T:18:GLU:OE2	28:T:18:GLU:HA	1.73	0.88
9:A:153:U:O2'	9:A:154:U:H5'	1.73	0.88
9:A:1287:A:H5'	22:N:103:ARG:HD2	1.54	0.88
24:P:33:GLU:HG3	24:P:34:GLY:H	1.38	0.88
30:V:10:LYS:HD3	30:V:10:LYS:N	1.87	0.88
34:Z:40:THR:HG22	34:Z:43:ILE:HG23	1.55	0.88

*Continued on next page...*

*Continued from previous page...*

Atom-1	Atom-2	Interatomic distance (Å)	Clash overlap (Å)
9:A:2579:C:C2'	9:A:2580:U:H5'	2.04	0.88
27:S:73:LYS:HE3	27:S:74:ILE:H	1.36	0.88
9:A:409:G:O2'	9:A:410:G:H5'	1.74	0.88
9:A:726:G:O2'	9:A:727:A:P	2.32	0.88
9:A:1056:G:O2'	9:A:1086:A:H1'	1.73	0.88
9:A:1188:U:H2'	9:A:1189:A:C5'	2.04	0.87
27:S:43:ALA:HA	27:S:46:LEU:HD12	1.54	0.87
32:X:58:ILE:HD11	32:X:66:VAL:HG11	1.55	0.87
9:A:434:U:H4'	9:A:435:C:OP1	1.74	0.87
9:A:1414:C:C4	9:A:1415:U:H5	1.91	0.87
9:A:2790:U:H4'	9:A:2791:G:OP1	1.74	0.87
19:K:95:ILE:HD12	19:K:95:ILE:O	1.73	0.87
9:A:2636:C:H2'	9:A:2637:U:C6	2.09	0.87
13:E:149:ILE:HD11	13:E:172:ALA:HA	1.56	0.87
18:J:77:HIS:HD2	18:J:79:GLY:N	1.71	0.87
31:W:46:ALA:HB3	31:W:79:ILE:O	1.74	0.87
9:A:272:A:HO2'	9:A:273:G:H8	0.91	0.87
9:A:357:C:H2'	9:A:358:U:C6	2.09	0.87
9:A:1063:G:OP1	17:I:76:ALA:CB	2.19	0.87
24:P:20:ARG:HD3	24:P:112:ARG:NH1	1.89	0.87
31:W:40:ARG:HD3	31:W:45:HIS:CE1	2.09	0.87
9:A:2138:G:H1	9:A:2153:C:N4	1.70	0.87
4:3:5:THR:HG21	9:A:243:U:OP1	1.72	0.87
9:A:1936:A:C2	9:A:1943:U:H5	1.93	0.87
19:K:19:VAL:HG22	19:K:41:ILE:HG13	1.57	0.87
9:A:2138:G:H1	9:A:2153:C:H42	1.23	0.87
11:C:67:LYS:HG2	11:C:150:GLY:HA2	1.56	0.87
9:A:2661:G:O2'	9:A:2662:A:H5'	1.74	0.87
18:J:88:THR:CG2	18:J:91:GLU:HG3	2.04	0.87
18:J:111:LYS:HD3	18:J:112:GLY:H	1.03	0.87
21:M:1:MET:CE	21:M:2:LEU:H	1.88	0.87
9:A:2207:C:H2'	9:A:2208:C:H6	1.39	0.87
10:B:45:A:O2'	10:B:46:A:H5'	1.73	0.87
9:A:1779:U:C5	9:A:1784:A:N7	2.43	0.86
11:C:33:LEU:HD21	11:C:62:ARG:HD3	1.57	0.86
19:K:18:ARG:HH11	19:K:18:ARG:HG3	1.40	0.86
27:S:66:ILE:HD13	27:S:67:ASP:N	1.88	0.86
18:J:77:HIS:HD2	18:J:79:GLY:H	0.90	0.86
21:M:40:ARG:HB2	21:M:93:VAL:CG2	2.05	0.86
9:A:1062:G:OP1	9:A:1070:A:H4'	1.75	0.86
12:D:169:ARG:O	12:D:170:VAL:HG13	1.75	0.86

*Continued on next page...*

*Continued from previous page...*

Atom-1	Atom-2	Interatomic distance (Å)	Clash overlap (Å)
13:E:79:ARG:CG	13:E:80:SER:H	1.85	0.86
20:L:93:ASN:ND2	20:L:94:THR:N	2.23	0.86
20:L:110:VAL:HG11	20:L:131:ALA:HB1	1.56	0.86
23:O:40:ILE:HG12	23:O:47:VAL:HG12	1.57	0.86
32:X:30:PRO:CB	32:X:32:LEU:HD11	2.03	0.86
12:D:97:SER:C	12:D:99:GLU:HG2	1.96	0.86
15:G:126:THR:HG22	15:G:127:GLN:N	1.88	0.86
9:A:558:U:OP1	18:J:113:PRO:HG2	1.75	0.86
21:M:64:TRP:HZ3	21:M:106:ASP:HB2	1.39	0.86
24:P:102:ARG:CB	24:P:107:ALA:HB2	2.05	0.86
29:U:35:VAL:HG12	29:U:38:ILE:HG12	1.57	0.86
9:A:646:U:H3'	9:A:647:G:H5''	1.58	0.86
9:A:1510:G:H2'	9:A:1511:G:H8	1.39	0.86
9:A:2571:U:O2'	12:D:151:THR:HG21	1.76	0.86
11:C:246:PRO:HG2	11:C:247:TRP:CH2	2.09	0.86
22:N:36:THR:HG23	22:N:37:THR:O	1.76	0.86
10:B:46:A:H2'	10:B:47:C:C6	2.11	0.86
13:E:96:VAL:O	13:E:96:VAL:HG12	1.72	0.86
20:L:110:VAL:HG12	20:L:111:ILE:N	1.89	0.86
28:T:29:THR:CG2	28:T:86:THR:HG22	2.04	0.86
14:F:132:ARG:O	14:F:133:GLU:HB3	1.74	0.85
19:K:108:ARG:HH11	19:K:108:ARG:CG	1.89	0.85
31:W:18:LYS:HA	31:W:36:ILE:HG13	1.58	0.85
9:A:74:A:H4'	9:A:75:G:O5'	1.75	0.85
9:A:1073:A:H3'	9:A:1074:G:C5'	2.03	0.85
26:R:80:ARG:C	26:R:81:LYS:HD3	1.97	0.85
28:T:15:HIS:HB3	28:T:31:VAL:CG2	2.04	0.85
9:A:1885:A:H2'	9:A:1886:U:C6	2.11	0.85
33:Y:9:LYS:HA	33:Y:9:LYS:NZ	1.91	0.85
18:J:110:PRO:HB2	18:J:111:LYS:HG3	1.56	0.85
31:W:37:VAL:C	31:W:38:ARG:HG2	1.95	0.85
12:D:174:SER:O	12:D:175:LEU:HB2	1.75	0.85
9:A:1070:A:C2	17:I:9:LYS:CG	2.58	0.85
9:A:2444:G:OP2	13:E:63:LYS:HE2	1.75	0.85
23:O:88:LYS:CE	23:O:116:GLN:HE21	1.89	0.85
12:D:34:VAL:HG22	12:D:94:GLN:H	1.41	0.85
24:P:50:ARG:CD	24:P:51:ASN:N	2.14	0.85
9:A:528:A:C2	9:A:2043:C:H4'	2.12	0.85
21:M:35:ALA:O	21:M:36:VAL:HG12	1.76	0.85
26:R:49:ILE:HB	26:R:51:VAL:O	1.76	0.85
24:P:3:ILE:O	24:P:3:ILE:HD13	1.76	0.85

*Continued on next page...*



*Continued from previous page...*

Atom-1	Atom-2	Interatomic distance (Å)	Clash overlap (Å)
27:S:73:LYS:HA	27:S:73:LYS:CE	1.99	0.85
31:W:37:VAL:HG11	31:W:55:ASP:HB2	1.57	0.85
2:1:24:LYS:HE2	2:1:52:LYS:CB	2.06	0.85
9:A:2353:G:H1'	31:W:30:VAL:HG13	1.58	0.84
19:K:113:MET:SD	19:K:116:ILE:HD11	2.17	0.84
27:S:82:MET:HG3	27:S:98:LYS:HB2	1.57	0.84
31:W:28:GLU:HB3	31:W:31:LEU:CD2	2.07	0.84
26:R:9:GLY:C	26:R:10:LYS:HD3	1.98	0.84
9:A:855:G:H21	31:W:23:LYS:CG	1.88	0.84
1:0:47:TYR:CE2	1:0:52:LYS:HB2	2.11	0.84
15:G:84:LYS:N	15:G:84:LYS:HE2	1.93	0.84
1:0:33:SER:OG	1:0:35:GLU:HG3	1.76	0.84
9:A:303:G:H2'	9:A:304:U:C6	2.12	0.84
9:A:2813:A:H2	9:A:2887:A:H61	1.25	0.84
15:G:137:LYS:HA	15:G:140:ILE:CD1	2.06	0.84
9:A:1068:G:H2'	9:A:1069:A:H5'	1.58	0.84
9:A:2311:A:H1'	14:F:78:ILE:CD1	2.08	0.84
9:A:2352:A:C2	31:W:30:VAL:HG11	2.12	0.84
11:C:131:MET:HA	11:C:134:ILE:HD12	1.59	0.84
14:F:131:VAL:CG2	14:F:151:LEU:HD12	2.07	0.84
15:G:60:GLY:O	15:G:61:TRP:HB2	1.75	0.84
21:M:62:LYS:HD3	21:M:64:TRP:CZ2	2.13	0.84
16:H:31:VAL:HB	16:H:32:PRO:CD	2.07	0.84
18:J:44:TYR:O	18:J:44:TYR:HD1	1.59	0.84
9:A:1150:C:H2'	9:A:1151:A:O5'	1.78	0.84
10:B:109:A:O2'	10:B:110:C:H5'	1.77	0.84
24:P:9:GLN:HA	24:P:12:MET:HG3	1.56	0.84
9:A:2440:C:H5'	9:A:2440:C:C6	2.12	0.84
12:D:104:VAL:HA	12:D:106:LYS:NZ	1.93	0.84
19:K:95:ILE:HD12	19:K:95:ILE:C	1.98	0.84
9:A:545:U:H2'	9:A:546:U:C4'	2.07	0.84
14:F:37:MET:HG2	14:F:56:LEU:HG	1.58	0.84
14:F:43:ILE:HG22	14:F:82:TYR:CD1	2.13	0.84
23:O:7:ARG:HG3	23:O:96:GLY:HA3	1.60	0.84
25:Q:29:ARG:HH11	25:Q:29:ARG:HG3	1.41	0.84
5:4:10:LEU:HD12	5:4:33:HIS:CD2	2.13	0.83
9:A:372:G:O4'	32:X:60:LYS:HE3	1.77	0.83
11:C:165:ALA:HB3	11:C:172:THR:HG23	1.60	0.83
26:R:24:LYS:HA	26:R:94:THR:HG23	1.59	0.83
31:W:40:ARG:HB2	31:W:56:HIS:ND1	1.91	0.83
4:3:61:LEU:HB3	4:3:64:ALA:HB2	1.60	0.83

*Continued on next page...*



*Continued from previous page...*

Atom-1	Atom-2	Interatomic distance (Å)	Clash overlap (Å)
9:A:856:G:H1'	31:W:23:LYS:HB3	1.60	0.83
9:A:958:U:H5'	9:A:958:U:C6	2.10	0.83
18:J:124:VAL:O	18:J:125:TYR:HB2	1.78	0.83
9:A:1178:C:H2'	9:A:1179:G:N7	1.94	0.83
24:P:61:ARG:HG2	24:P:70:GLU:HG2	1.58	0.83
31:W:23:LYS:CD	31:W:24:ARG:H	1.90	0.83
16:H:10:ALA:O	16:H:12:LEU:N	2.12	0.83
19:K:18:ARG:N	19:K:45:GLU:HB2	1.94	0.83
30:V:10:LYS:NZ	30:V:11:GLU:HG3	1.93	0.83
31:W:40:ARG:HG2	31:W:52:CYS:SG	2.17	0.83
9:A:1791:A:HO2'	11:C:205:GLY:HA2	1.42	0.83
9:A:2103:C:H2'	9:A:2104:C:H5'	1.58	0.83
9:A:250:G:H2'	9:A:251:A:C8	2.13	0.83
13:E:146:VAL:HG23	13:E:167:VAL:CG2	2.09	0.83
20:L:30:THR:O	20:L:33:ARG:HG2	1.78	0.83
31:W:9:THR:HG22	31:W:10:ARG:NH1	1.94	0.83
11:C:251:THR:CG2	11:C:252:LYS:H	1.91	0.83
15:G:33:THR:HA	15:G:34:ARG:HH11	1.44	0.83
24:P:50:ARG:CD	24:P:56:SER:CB	2.55	0.83
9:A:278:A:C2	9:A:362:A:C8	2.67	0.83
15:G:35:THR:C	15:G:36:LEU:HD22	1.99	0.83
19:K:21:CYS:HB2	19:K:39:ILE:HD11	1.61	0.83
28:T:73:ARG:NH2	28:T:73:ARG:HB3	1.93	0.83
31:W:17:ALA:HA	31:W:35:ILE:HG23	1.60	0.83
33:Y:17:GLU:HG3	33:Y:18:LEU:N	1.92	0.83
31:W:28:GLU:CG	31:W:29:SER:H	1.92	0.82
9:A:1073:A:C3'	9:A:1074:G:C5'	2.57	0.82
9:A:1286:A:H4'	9:A:1287:A:OP1	1.78	0.82
13:E:23:PHE:CD1	13:E:111:GLU:HG3	2.14	0.82
21:M:2:LEU:CD2	21:M:69:PRO:HD2	2.08	0.82
29:U:93:ARG:NH1	29:U:102:ILE:HD11	1.94	0.82
9:A:1734:G:HO2'	9:A:1735:A:H8	0.83	0.82
31:W:28:GLU:HB3	31:W:31:LEU:HD11	1.61	0.82
9:A:243:U:O2'	9:A:244:A:H5'	1.79	0.82
9:A:2758:A:H2'	9:A:2759:G:H5'	1.59	0.82
14:F:11:VAL:CG1	14:F:12:VAL:N	2.42	0.82
14:F:134:GLN:HG2	14:F:135:ILE:N	1.95	0.82
16:H:32:PRO:HB3	32:X:38:TRP:CB	2.07	0.82
32:X:52:ALA:O	32:X:53:LYS:HB2	1.79	0.82
14:F:34:THR:CG2	14:F:89:THR:HG23	2.09	0.82
14:F:127:TYR:O	14:F:128:SER:HB2	1.78	0.82

*Continued on next page...*

*Continued from previous page...*

Atom-1	Atom-2	Interatomic distance (Å)	Clash overlap (Å)
9:A:1078:U:H4'	9:A:1079:C:H6	1.45	0.82
25:Q:85:ALA:O	25:Q:87:VAL:O	1.96	0.82
9:A:1069:A:O2'	9:A:1070:A:H5''	1.79	0.82
11:C:79:ARG:NH2	11:C:92:LEU:HD22	1.94	0.82
24:P:50:ARG:HG2	24:P:56:SER:C	1.99	0.82
25:Q:111:LYS:HE2	26:R:50:GLY:HA2	1.62	0.82
27:S:66:ILE:HA	27:S:69:LEU:CD2	2.08	0.82
28:T:44:LYS:HG3	28:T:55:VAL:HG11	1.61	0.82
4:3:22:LYS:HA	4:3:47:ALA:O	1.80	0.82
9:A:2068:U:H6	9:A:2068:U:H5''	1.44	0.82
9:A:1287:A:OP2	22:N:103:ARG:HG3	1.80	0.82
9:A:2352:A:C6	31:W:30:VAL:HG11	2.14	0.81
9:A:2800:A:C2	9:A:2895:G:H1'	2.14	0.81
10:B:53:A:O2'	10:B:54:G:H5'	1.78	0.81
11:C:16:VAL:H	11:C:203:VAL:CG1	1.92	0.81
14:F:100:GLU:HG2	14:F:104:THR:OG1	1.80	0.81
19:K:10:VAL:HB	19:K:16:ALA:HB1	1.62	0.81
9:A:35:G:H5'	9:A:35:G:C8	2.15	0.81
9:A:1061:U:H3'	9:A:1062:G:H5''	1.61	0.81
9:A:1378:A:O2'	9:A:1379:U:H3'	1.80	0.81
9:A:1707:G:H2'	9:A:1708:C:C6	2.15	0.81
9:A:2092:U:H4'	9:A:2093:G:O5'	1.78	0.81
20:L:77:ILE:CD1	20:L:108:ALA:HB1	2.09	0.81
25:Q:91:ARG:NH2	25:Q:93:ILE:HD13	1.96	0.81
34:Z:15:ARG:HG3	34:Z:15:ARG:NH1	1.90	0.81
2:1:49:LYS:O	2:1:50:GLU:HB3	1.78	0.81
9:A:995:C:H6	9:A:995:C:H5'	1.45	0.81
9:A:1248:G:OP2	13:E:44:ARG:NH1	2.13	0.81
10:B:88:C:H5'	10:B:88:C:H6	1.44	0.81
18:J:12:LYS:O	18:J:13:ARG:HB2	1.79	0.81
19:K:10:VAL:CB	19:K:16:ALA:HB1	2.10	0.81
22:N:73:ASN:CA	22:N:76:VAL:HG12	2.09	0.81
24:P:52:ARG:HG3	24:P:52:ARG:NH1	1.94	0.81
26:R:64:VAL:O	26:R:64:VAL:HG12	1.81	0.81
9:A:704:G:O2'	9:A:726:G:N2	2.13	0.81
15:G:33:THR:C	15:G:34:ARG:HD3	2.00	0.81
15:G:126:THR:HG22	15:G:128:THR:H	1.44	0.81
25:Q:63:ARG:HH22	25:Q:96:ASP:CA	1.94	0.81
9:A:1078:U:H4'	9:A:1079:C:C6	2.16	0.81
23:O:15:ARG:HH11	23:O:15:ARG:HG3	1.44	0.81
9:A:1159:U:C2'	9:A:1160:G:H5'	2.10	0.81

*Continued on next page...*

*Continued from previous page...*

Atom-1	Atom-2	Interatomic distance (Å)	Clash overlap (Å)
25:Q:65:ASN:HD21	25:Q:69:ARG:HH22	1.27	0.81
9:A:1339:G:N2	9:A:1603:A:H1'	1.96	0.81
15:G:140:ILE:HD12	15:G:140:ILE:N	1.95	0.81
19:K:91:SER:O	19:K:93:GLN:HB2	1.81	0.81
23:O:41:ALA:HB2	23:O:48:LEU:HD21	1.63	0.81
24:P:92:ARG:O	24:P:93:LYS:HB2	1.79	0.81
25:Q:8:ILE:O	25:Q:8:ILE:HD12	1.80	0.81
31:W:23:LYS:CD	31:W:24:ARG:N	2.44	0.81
32:X:35:HIS:HB3	32:X:37:PHE:CE2	2.15	0.81
9:A:529:A:H4'	9:A:530:G:OP1	1.81	0.81
15:G:120:ILE:HD11	15:G:132:LEU:HB2	1.63	0.81
30:V:20:LEU:HD23	30:V:25:LYS:HB2	1.62	0.81
9:A:1110:G:O2'	9:A:1111:A:H8	1.63	0.81
12:D:118:PHE:HD2	12:D:119:ALA:H	1.28	0.81
13:E:108:ILE:HD11	13:E:180:LEU:CB	2.09	0.81
24:P:51:ASN:O	24:P:52:ARG:HG2	1.80	0.81
24:P:50:ARG:CG	24:P:57:ALA:N	2.04	0.81
9:A:491:G:H2'	9:A:492:A:H8	1.42	0.80
12:D:172:VAL:O	12:D:173:GLN:HB2	1.80	0.80
23:O:31:THR:HG23	23:O:34:HIS:H	1.46	0.80
9:A:1062:G:O2'	9:A:1063:G:C8	2.34	0.80
11:C:15:VAL:HA	11:C:203:VAL:HG11	1.62	0.80
11:C:76:VAL:CG2	11:C:76:VAL:O	2.27	0.80
18:J:73:VAL:CG2	18:J:74:TYR:H	1.84	0.80
31:W:35:ILE:HG23	31:W:35:ILE:O	1.79	0.80
9:A:2393:U:H5'	20:L:60:ARG:O	1.81	0.80
9:A:2816:G:O3'	22:N:99:LYS:HE2	1.82	0.80
11:C:106:PRO:O	11:C:109:LEU:HD13	1.81	0.80
24:P:50:ARG:CD	24:P:56:SER:HB2	2.10	0.80
26:R:49:ILE:CB	26:R:51:VAL:O	2.29	0.80
27:S:48:LYS:O	27:S:52:GLU:HG3	1.81	0.80
32:X:65:THR:O	32:X:68:ALA:HB3	1.81	0.80
1:O:39:ARG:HG2	1:O:40:HIS:ND1	1.97	0.80
9:A:2094:A:H4'	16:H:25:TYR:CE1	2.16	0.80
9:A:2188:U:H2'	9:A:2189:U:H6	1.43	0.80
12:D:1:MET:HG2	12:D:205:PRO:HG2	1.64	0.80
14:F:72:SER:HB2	14:F:80:GLN:N	1.95	0.80
31:W:49:ASN:HA	31:W:61:LYS:HB2	1.62	0.80
9:A:1998:A:OP2	12:D:141:ARG:NH2	2.15	0.80
12:D:12:THR:HG23	12:D:13:ARG:N	1.95	0.80
15:G:126:THR:HG22	15:G:127:GLN:H	1.43	0.80

*Continued on next page...*

*Continued from previous page...*

Atom-1	Atom-2	Interatomic distance (Å)	Clash overlap (Å)
9:A:957:C:H4'	9:A:958:U:OP1	1.78	0.80
10:B:45:A:H2'	10:B:46:A:H8	1.46	0.80
21:M:53:MET:O	21:M:56:ALA:HB3	1.82	0.80
15:G:120:ILE:HD13	15:G:121:THR:N	1.96	0.80
9:A:1139:G:O2'	9:A:1140:C:H5'	1.81	0.80
9:A:2543:G:H5'	9:A:2543:G:H8	1.47	0.80
11:C:20:ASN:HD22	11:C:20:ASN:C	1.83	0.80
34:Z:40:THR:CG2	34:Z:43:ILE:HG23	2.12	0.80
9:A:2425:A:H5'	9:A:2427:C:O4'	1.82	0.80
22:N:103:ARG:HD3	22:N:110:MET:HE1	1.64	0.80
23:O:2:ASP:HB3	23:O:5:SER:CB	2.10	0.80
5:4:9:LYS:C	5:4:10:LEU:HD23	2.02	0.80
9:A:1076:C:H2'	9:A:1077:A:H8	1.46	0.80
19:K:116:ILE:HD12	19:K:117:SER:N	1.97	0.80
28:T:28:ASN:C	28:T:91:GLN:HE22	1.86	0.80
5:4:9:LYS:HB3	5:4:14:CYS:HB3	1.64	0.79
24:P:95:LYS:HG2	24:P:97:TYR:CZ	2.16	0.79
30:V:10:LYS:H	30:V:10:LYS:CD	1.88	0.79
9:A:1253:A:H3'	9:A:1254:A:H5''	1.63	0.79
9:A:1417:C:O2'	9:A:1418:G:H5'	1.82	0.79
9:A:1734:G:O2'	9:A:1735:A:H8	1.64	0.79
9:A:2327:A:H2'	9:A:2328:A:C8	2.17	0.79
9:A:2795:C:H2'	9:A:2796:U:H6	1.48	0.79
22:N:32:GLU:OE1	22:N:118:ARG:HA	1.83	0.79
2:1:7:LYS:HA	2:1:23:THR:HG22	1.63	0.79
26:R:29:THR:O	26:R:63:VAL:HG22	1.81	0.79
14:F:105:ILE:HD11	14:F:138:PRO:HG2	1.65	0.79
16:H:31:VAL:HB	16:H:32:PRO:HD2	1.64	0.79
9:A:143:C:HO2'	9:A:144:A:H8	1.30	0.79
9:A:662:G:H4'	20:L:15:ALA:O	1.82	0.79
9:A:1022:G:N2	9:A:1142:A:C2	2.49	0.79
9:A:2341:G:H2'	9:A:2342:C:C6	2.17	0.79
18:J:43:GLU:O	18:J:45:THR:HG23	1.81	0.79
23:O:88:LYS:HE2	23:O:116:GLN:NE2	1.98	0.79
26:R:60:LYS:H	26:R:100:GLY:HA3	1.48	0.79
9:A:855:G:N3	31:W:23:LYS:HD3	1.98	0.79
9:A:915:C:H6	9:A:915:C:H5''	1.45	0.79
17:I:53:PRO:HD2	17:I:77:VAL:HG21	1.64	0.79
1:0:8:THR:HG21	9:A:2021:C:P	2.23	0.79
9:A:1277:G:H4'	22:N:20:MET:HE2	1.65	0.79
9:A:1936:A:C2	9:A:1943:U:C5	2.70	0.79

*Continued on next page...*

*Continued from previous page...*

Atom-1	Atom-2	Interatomic distance (Å)	Clash overlap (Å)
9:A:2813:A:H2	9:A:2887:A:N6	1.80	0.79
9:A:2887:A:N3	9:A:2887:A:H2'	1.98	0.79
13:E:189:THR:OG1	13:E:191:ASP:HB3	1.81	0.79
20:L:81:ASP:O	20:L:82:LEU:CB	2.29	0.79
23:O:58:ILE:O	23:O:59:ALA:HB2	1.82	0.79
28:T:40:LYS:CA	28:T:43:ILE:HG23	2.12	0.79
28:T:45:ALA:O	28:T:48:GLN:HB2	1.82	0.79
33:Y:5:GLU:O	33:Y:8:GLU:HB2	1.82	0.79
33:Y:57:LEU:HA	33:Y:60:LYS:CB	2.13	0.79
9:A:2093:G:O2'	9:A:2094:A:H5'	1.82	0.79
15:G:11:PRO:O	15:G:14:VAL:HG22	1.82	0.79
20:L:27:LEU:N	20:L:27:LEU:HD12	1.97	0.79
20:L:68:SER:HB3	20:L:71:ALA:HB2	1.64	0.79
21:M:73:ILE:HG21	21:M:91:TYR:CZ	2.16	0.79
23:O:31:THR:HG22	23:O:34:HIS:O	1.82	0.79
24:P:112:ARG:C	24:P:113:LEU:HD23	2.03	0.79
12:D:106:LYS:HB3	12:D:206:ALA:CB	2.13	0.79
15:G:3:VAL:O	15:G:68:ARG:HG3	1.82	0.79
17:I:100:ILE:HG22	17:I:101:SER:H	1.47	0.79
20:L:74:THR:HG23	20:L:107:PHE:HB2	1.62	0.79
28:T:61:LEU:C	28:T:61:LEU:CD1	2.51	0.79
31:W:28:GLU:CB	31:W:31:LEU:HD21	2.12	0.79
9:A:668:A:H2'	9:A:670:A:H62	1.48	0.78
11:C:252:LYS:HZ3	11:C:252:LYS:HB2	1.47	0.78
18:J:56:VAL:HG12	18:J:57:LEU:N	1.91	0.78
25:Q:4:LYS:NZ	25:Q:8:ILE:HG23	1.98	0.78
29:U:87:GLU:HG3	29:U:88:ASP:N	1.98	0.78
9:A:284:U:H2'	9:A:285:G:H8	1.47	0.78
12:D:151:THR:HG22	12:D:152:PRO:HD3	0.82	0.78
15:G:142:GLN:HA	15:G:142:GLN:NE2	1.97	0.78
18:J:44:TYR:O	18:J:45:THR:HG22	1.83	0.78
29:U:15:GLY:O	29:U:17:ASP:N	2.15	0.78
17:I:3:LYS:HD2	17:I:4:VAL:HG23	1.66	0.78
28:T:32:LEU:N	28:T:83:ALA:HB3	1.96	0.78
31:W:28:GLU:CB	31:W:31:LEU:HD11	2.12	0.78
9:A:45:G:H5''	9:A:46:G:OP1	1.83	0.78
9:A:1326:U:O2'	9:A:1327:A:H5'	1.83	0.78
9:A:1414:C:C4	9:A:1415:U:C5	2.71	0.78
31:W:51:GLY:HA3	31:W:59:PHE:CE2	2.19	0.78
9:A:1252:G:N3	25:Q:32:ARG:HG2	1.99	0.78
10:B:25:U:O2'	10:B:26:C:H5'	1.83	0.78

*Continued on next page...*

*Continued from previous page...*

Atom-1	Atom-2	Interatomic distance (Å)	Clash overlap (Å)
12:D:118:PHE:O	12:D:120:GLY:N	2.16	0.78
20:L:110:VAL:CG1	20:L:111:ILE:N	2.47	0.78
9:A:277:G:H4'	9:A:278:A:N7	1.98	0.78
9:A:1339:G:H21	9:A:1603:A:H1'	1.48	0.78
9:A:2707:U:O2	22:N:71:ARG:NH1	2.17	0.78
15:G:8:VAL:CG1	15:G:9:VAL:N	2.46	0.78
20:L:27:LEU:HD12	20:L:27:LEU:H	1.49	0.78
31:W:30:VAL:HA	31:W:60:ALA:HB3	1.66	0.78
27:S:66:ILE:HD13	27:S:66:ILE:C	2.04	0.78
9:A:2210:U:H4'	9:A:2211:A:C5'	2.14	0.78
20:L:91:ASP:H	20:L:94:THR:CG2	1.95	0.78
34:Z:1:ALA:O	34:Z:3:THR:HG22	1.83	0.78
2:1:10:LEU:HD21	2:1:33:LEU:HD23	1.65	0.78
9:A:1735:A:O2'	9:A:1736:U:H5'	1.84	0.78
9:A:2547:A:H2'	9:A:2548:U:C6	2.17	0.78
26:R:16:GLU:HA	26:R:98:ILE:HG22	1.66	0.78
2:1:9:LYS:O	2:1:50:GLU:HG3	1.84	0.78
9:A:641:U:H5''	9:A:642:U:OP2	1.84	0.78
9:A:1199:U:H2'	9:A:1200:C:C6	2.18	0.78
9:A:2341:G:H2'	9:A:2342:C:H6	1.48	0.78
11:C:246:PRO:CG	11:C:247:TRP:CZ3	2.66	0.78
19:K:43:ILE:CD1	19:K:52:VAL:HG21	2.13	0.78
22:N:65:LEU:HD11	22:N:69:ARG:NH2	1.99	0.78
15:G:18:ILE:HD12	15:G:42:VAL:HG13	1.67	0.77
23:O:116:GLN:OE1	23:O:116:GLN:HA	1.83	0.77
25:Q:29:ARG:HH11	25:Q:29:ARG:CG	1.97	0.77
23:O:59:ALA:HA	23:O:62:LEU:HD13	1.66	0.77
24:P:83:ILE:C	24:P:83:ILE:HD13	2.04	0.77
2:1:13:SER:HB3	2:1:47:ILE:O	1.83	0.77
9:A:2250:G:N2	9:A:2496:C:H5''	1.99	0.77
9:A:2330:G:H21	31:W:38:ARG:HA	1.48	0.77
17:I:33:ASN:HB3	17:I:36:GLU:HB2	1.66	0.77
27:S:36:LEU:HD23	27:S:48:LYS:HA	1.66	0.77
27:S:59:GLU:HA	27:S:64:ALA:HB2	1.65	0.77
31:W:37:VAL:HG13	31:W:55:ASP:O	1.84	0.77
4:3:26:ALA:O	4:3:27:ASN:HB2	1.81	0.77
11:C:16:VAL:N	11:C:203:VAL:CG1	2.46	0.77
14:F:37:MET:HA	14:F:37:MET:HE3	1.66	0.77
15:G:83:THR:HA	15:G:84:LYS:CE	2.13	0.77
18:J:64:VAL:CG1	18:J:68:LYS:HB2	2.14	0.77
20:L:110:VAL:HG12	20:L:111:ILE:H	1.48	0.77

*Continued on next page...*

*Continued from previous page...*

Atom-1	Atom-2	Interatomic distance (Å)	Clash overlap (Å)
31:W:73:PRO:CG	31:W:76:ARG:HD2	2.14	0.77
9:A:1179:G:OP2	9:A:1180:U:H5''	1.84	0.77
9:A:1434:A:H2'	9:A:1435:G:C8	2.20	0.77
19:K:70:ARG:HD3	19:K:76:VAL:CG2	2.15	0.77
21:M:31:PHE:CE2	21:M:110:GLU:HG2	2.19	0.77
29:U:38:ILE:HG22	29:U:39:ASN:N	1.99	0.77
1:0:39:ARG:HB2	1:0:39:ARG:NH1	1.97	0.77
18:J:44:TYR:HA	25:Q:59:LEU:CD2	2.15	0.77
19:K:77:ILE:HD12	19:K:77:ILE:N	1.99	0.77
20:L:110:VAL:CG1	20:L:131:ALA:HB1	2.15	0.77
1:0:9:ARG:HH21	1:0:9:ARG:CG	1.98	0.77
9:A:1063:G:H2'	9:A:1064:C:H6	1.48	0.77
9:A:2214:C:H5'	9:A:2214:C:C6	2.17	0.77
11:C:106:PRO:CB	11:C:141:HIS:HE1	1.95	0.77
11:C:246:PRO:HG2	11:C:247:TRP:CE3	2.20	0.77
31:W:39:GLN:C	31:W:41:GLY:N	2.34	0.77
9:A:1537:G:N3	9:A:1537:G:H5''	2.00	0.77
9:A:1778:U:H2'	9:A:1784:A:N6	2.00	0.77
11:C:76:VAL:O	11:C:76:VAL:HG23	1.84	0.77
14:F:39:VAL:CG1	14:F:49:LEU:HD13	2.14	0.77
15:G:22:VAL:HG22	15:G:36:LEU:CD1	2.14	0.77
18:J:44:TYR:CD2	25:Q:63:ARG:CD	2.65	0.77
18:J:88:THR:HG23	18:J:91:GLU:H	1.49	0.77
26:R:42:ALA:HA	26:R:46:GLU:HB2	1.66	0.77
28:T:26:LYS:O	28:T:27:SER:HB2	1.84	0.77
9:A:1461:C:O2'	9:A:1462:C:H5'	1.85	0.77
10:B:66:A:H61	10:B:107:G:H2'	1.49	0.77
12:D:151:THR:CG2	12:D:152:PRO:N	2.47	0.77
18:J:17:VAL:CG2	18:J:137:PRO:HB2	2.15	0.77
20:L:64:PHE:O	20:L:64:PHE:HD1	1.68	0.77
29:U:73:ASN:ND2	29:U:76:THR:HG23	2.01	0.77
31:W:24:ARG:CD	31:W:25:PHE:N	2.48	0.77
5:4:37:GLN:O	5:4:37:GLN:HG2	1.82	0.76
9:A:324:A:O2'	9:A:325:G:H5'	1.84	0.76
9:A:1011:G:HO2'	9:A:1013:C:H5''	1.47	0.76
9:A:1993:U:H4'	12:D:133:THR:HG21	1.67	0.76
10:B:33:G:O2'	10:B:34:A:H5'	1.85	0.76
11:C:104:LEU:O	11:C:105:ALA:HB2	1.83	0.76
24:P:80:VAL:HG12	24:P:81:ASP:N	1.98	0.76
31:W:28:GLU:HA	31:W:28:GLU:OE2	1.84	0.76
9:A:287:G:H1	9:A:353:C:H42	1.33	0.76

*Continued on next page...*



*Continued from previous page...*

Atom-1	Atom-2	Interatomic distance (Å)	Clash overlap (Å)
9:A:1784:A:H4'	9:A:1785:A:C5'	2.15	0.76
9:A:2415:G:H4'	20:L:66:PHE:HB3	1.67	0.76
13:E:83:VAL:O	13:E:83:VAL:HG12	1.85	0.76
20:L:68:SER:HB3	20:L:71:ALA:CB	2.15	0.76
28:T:39:THR:HB	28:T:42:GLU:H	1.49	0.76
9:A:272:A:O2'	9:A:273:G:H8	1.67	0.76
9:A:2847:U:C2'	9:A:2848:G:H5'	2.15	0.76
27:S:5:ALA:HB3	27:S:54:ALA:HB2	1.68	0.76
29:U:52:ASN:C	29:U:54:PRO:HD2	2.05	0.76
9:A:274:C:O2'	9:A:275:C:H5'	1.85	0.76
9:A:1073:A:P	9:A:1073:A:H8	2.08	0.76
10:B:46:A:H2'	10:B:47:C:H6	1.46	0.76
9:A:276:U:O2'	9:A:278:A:N7	2.19	0.76
11:C:244:VAL:HB	11:C:249:VAL:O	1.85	0.76
13:E:119:ILE:HD11	13:E:187:VAL:CG2	2.16	0.76
24:P:67:GLU:OE1	24:P:67:GLU:HA	1.84	0.76
9:A:709:U:H2'	9:A:710:U:O4'	1.85	0.76
9:A:898:C:H2'	9:A:899:A:H5'	1.65	0.76
17:I:104:GLN:O	17:I:105:LEU:HB2	1.84	0.76
26:R:39:LEU:N	26:R:39:LEU:HD23	2.00	0.76
9:A:800:A:H4'	9:A:801:G:O5'	1.86	0.76
9:A:893:C:H2'	9:A:894:U:O4'	1.85	0.76
9:A:2470:G:O2'	9:A:2471:A:H5'	1.85	0.76
9:A:556:A:H5''	9:A:557:C:OP2	1.84	0.76
9:A:1420:A:O2'	9:A:1421:G:H5'	1.86	0.76
9:A:1438:U:O2'	9:A:1439:A:H5'	1.84	0.76
10:B:90:C:H5''	10:B:90:C:C6	2.16	0.76
14:F:109:ARG:CB	14:F:136:ILE:HG22	2.15	0.76
17:I:115:ASP:O	17:I:116:MET:HG2	1.86	0.76
26:R:51:VAL:HB	26:R:52:PRO:HD2	1.64	0.76
31:W:50:VAL:O	31:W:52:CYS:N	2.16	0.76
9:A:1873:G:O2'	9:A:1874:C:H5'	1.86	0.76
21:M:64:TRP:CZ3	21:M:106:ASP:HB2	2.20	0.76
22:N:103:ARG:CB	22:N:110:MET:HE3	2.09	0.76
9:A:65:U:H2'	9:A:66:C:H6	1.52	0.76
9:A:92:U:H5''	9:A:92:U:C6	2.17	0.76
9:A:794:A:H2'	9:A:795:C:C6	2.21	0.76
9:A:2199:A:H5'	9:A:2200:C:H5	1.51	0.76
14:F:45:ASP:HB3	14:F:48:LEU:HB2	1.67	0.76
24:P:33:GLU:CG	24:P:34:GLY:H	1.97	0.76
31:W:40:ARG:HB2	31:W:56:HIS:CG	2.21	0.76

*Continued on next page...*



*Continued from previous page...*

Atom-1	Atom-2	Interatomic distance (Å)	Clash overlap (Å)
9:A:686:U:H4'	9:A:687:C:OP2	1.84	0.75
9:A:2086:U:H2'	9:A:2087:G:C8	2.21	0.75
11:C:257:ARG:CG	11:C:269:ARG:HH22	1.98	0.75
24:P:80:VAL:O	24:P:81:ASP:HB3	1.85	0.75
9:A:705:A:N6	9:A:726:G:H1'	2.01	0.75
9:A:1820:U:O2	11:C:199:HIS:HB3	1.86	0.75
21:M:62:LYS:HD3	21:M:64:TRP:CH2	2.20	0.75
9:A:2352:A:H5''	9:A:2353:G:OP2	1.86	0.75
14:F:3:LEU:HD23	14:F:100:GLU:HG3	1.66	0.75
9:A:914:G:C8	9:A:914:G:H5''	2.22	0.75
9:A:1141:U:H4'	9:A:1142:A:O5'	1.85	0.75
17:I:7:TYR:HB3	17:I:58:ILE:H	1.50	0.75
25:Q:81:GLY:HA2	25:Q:116:LEU:CD1	2.16	0.75
28:T:40:LYS:H	28:T:43:ILE:CG2	1.99	0.75
31:W:28:GLU:HG3	31:W:29:SER:H	1.49	0.75
9:A:506:G:H4'	9:A:507:A:H5'	1.67	0.75
9:A:747:U:C5	9:A:2613:U:C5	2.74	0.75
9:A:2148:G:C2'	9:A:2149:U:O4'	2.34	0.75
9:A:2630:G:O2'	9:A:2631:G:H5'	1.86	0.75
11:C:199:HIS:CE1	11:C:202:ARG:HH22	2.04	0.75
21:M:23:GLY:O	21:M:101:VAL:HG12	1.86	0.75
25:Q:57:ARG:HG2	25:Q:61:ILE:HD12	1.67	0.75
32:X:38:TRP:HB2	32:X:45:PHE:CE2	2.16	0.75
4:3:12:ARG:HD3	20:L:61:LEU:O	1.85	0.75
9:A:228:C:H4'	9:A:229:C:H5''	1.68	0.75
9:A:2571:U:O2'	12:D:151:THR:CG2	2.35	0.75
12:D:107:VAL:H	12:D:206:ALA:H	1.34	0.75
18:J:64:VAL:HG13	18:J:68:LYS:HB2	1.69	0.75
9:A:1415:U:O2	9:A:1415:U:H2'	1.86	0.75
21:M:8:LYS:HE3	21:M:8:LYS:HA	1.68	0.75
31:W:40:ARG:H	31:W:56:HIS:HB3	1.49	0.75
9:A:513:A:O2'	9:A:514:A:H5'	1.87	0.75
9:A:1499:C:O2'	9:A:1500:G:C5'	2.30	0.75
9:A:2207:C:H2'	9:A:2208:C:C6	2.21	0.75
14:F:106:ALA:N	14:F:108:PRO:HD2	2.02	0.75
20:L:101:ILE:CG2	20:L:102:GLY:N	2.49	0.75
21:M:132:THR:HG22	21:M:133:LYS:H	1.50	0.75
24:P:24:THR:O	24:P:44:GLY:O	2.05	0.75
24:P:67:GLU:HG3	24:P:68:GLY:H	1.50	0.75
9:A:197:A:N6	9:A:2430:A:H2'	2.01	0.75
9:A:855:G:N3	31:W:23:LYS:CD	2.50	0.75

*Continued on next page...*

*Continued from previous page...*

Atom-1	Atom-2	Interatomic distance (Å)	Clash overlap (Å)
9:A:1494:A:O2'	9:A:1495:A:H5'	1.85	0.75
9:A:1871:A:O2'	9:A:1872:A:C8	2.39	0.75
10:B:66:A:H4'	10:B:67:G:OP1	1.85	0.75
13:E:46:GLN:HG3	13:E:87:ALA:N	2.01	0.75
20:L:109:LYS:CG	20:L:126:ARG:HB3	2.15	0.75
25:Q:63:ARG:HH22	25:Q:95:ALA:C	1.88	0.75
25:Q:93:ILE:CG2	25:Q:94:LEU:N	2.50	0.75
28:T:4:GLU:OE1	28:T:6:ARG:HG3	1.86	0.75
28:T:29:THR:HA	28:T:86:THR:CA	2.16	0.75
9:A:1182:G:H2'	9:A:1183:U:O4'	1.87	0.74
9:A:1707:G:H2'	9:A:1708:C:H6	1.52	0.74
12:D:121:THR:HG22	12:D:125:TRP:HD1	1.52	0.74
14:F:129:MET:CE	14:F:153:ILE:HD11	2.17	0.74
15:G:86:LEU:N	15:G:86:LEU:HD12	2.01	0.74
18:J:88:THR:HG22	18:J:91:GLU:CB	2.17	0.74
25:Q:26:ALA:HB1	25:Q:30:VAL:CG2	2.17	0.74
31:W:40:ARG:HD3	31:W:45:HIS:HE1	1.51	0.74
31:W:77:LYS:O	31:W:78:PHE:HB2	1.85	0.74
9:A:1654:A:H4'	12:D:118:PHE:CZ	2.21	0.74
9:A:2210:U:H4'	9:A:2211:A:O5'	1.86	0.74
12:D:70:LYS:O	12:D:71:ALA:CB	2.35	0.74
22:N:2:ARG:HA	22:N:5:LYS:HD2	1.68	0.74
26:R:39:LEU:HD23	26:R:39:LEU:H	1.52	0.74
29:U:25:LYS:O	29:U:26:ASN:HB3	1.86	0.74
31:W:47:GLY:O	31:W:49:ASN:N	2.20	0.74
9:A:1462:C:C2'	9:A:1463:C:H5'	2.16	0.74
9:A:2742:G:C2'	9:A:2743:U:H5'	2.18	0.74
11:C:94:LEU:HD12	11:C:95:TYR:N	2.02	0.74
15:G:8:VAL:HG12	15:G:49:LEU:H	1.51	0.74
17:I:33:ASN:HD22	17:I:64:ARG:NH2	1.85	0.74
25:Q:69:ARG:HH21	25:Q:69:ARG:CG	2.00	0.74
9:A:1653:G:H1	22:N:11:ASN:HD21	1.33	0.74
12:D:15:PHE:H	24:P:11:GLN:NE2	1.85	0.74
14:F:84:ILE:HG13	14:F:84:ILE:O	1.86	0.74
15:G:84:LYS:CG	15:G:132:LEU:H	1.99	0.74
18:J:39:LYS:HA	18:J:43:GLU:HG3	1.69	0.74
31:W:39:GLN:HG2	31:W:40:ARG:N	2.01	0.74
33:Y:56:LEU:O	33:Y:57:LEU:HB3	1.86	0.74
9:A:2297:A:H5''	9:A:2297:A:C8	2.22	0.74
9:A:2358:A:H61	20:L:54:GLN:HE22	1.35	0.74
9:A:2438:U:O2'	9:A:2439:A:H5''	1.88	0.74

*Continued on next page...*

*Continued from previous page...*

Atom-1	Atom-2	Interatomic distance (Å)	Clash overlap (Å)
9:A:2795:C:H2'	9:A:2796:U:C6	2.23	0.74
15:G:84:LYS:CG	15:G:132:LEU:N	2.45	0.74
15:G:104:LEU:HD22	15:G:106:LEU:HD11	1.67	0.74
16:H:5:LEU:CD1	16:H:13:GLY:HA2	2.15	0.74
18:J:6:ALA:CB	18:J:45:THR:HG21	2.17	0.74
18:J:114:LEU:HD22	18:J:118:MET:HE3	1.69	0.74
32:X:34:SER:HA	32:X:49:ARG:HA	1.70	0.74
9:A:1919:A:H5'	9:A:1919:A:C8	2.21	0.74
11:C:15:VAL:CA	11:C:203:VAL:HG11	2.17	0.74
17:I:78:LEU:HD13	17:I:108:ILE:HG23	1.69	0.74
28:T:54:GLU:O	28:T:55:VAL:HB	1.88	0.74
31:W:39:GLN:CG	31:W:41:GLY:H	1.99	0.74
9:A:1064:C:H5'	17:I:88:GLY:CA	2.17	0.74
9:A:2052:A:H4'	12:D:148:GLN:O	1.88	0.74
9:A:2152:G:O2'	9:A:2153:C:H5'	1.86	0.74
24:P:63:ILE:HA	24:P:68:GLY:HA2	1.69	0.74
30:V:5:ASN:ND2	30:V:5:ASN:H	1.86	0.74
9:A:1430:G:O2'	9:A:1431:A:H5'	1.88	0.74
15:G:30:GLY:HA3	15:G:78:VAL:HG12	1.70	0.74
17:I:79:LEU:HD13	17:I:135:MET:SD	2.28	0.74
20:L:127:VAL:HG11	20:L:142:ILE:HG21	1.70	0.74
32:X:30:PRO:HB2	32:X:32:LEU:HD13	1.67	0.74
9:A:996:A:O2'	25:Q:91:ARG:HG3	1.88	0.74
9:A:2094:A:H5'	16:H:25:TYR:CD1	2.23	0.74
9:A:2656:U:C5	9:A:2664:G:N2	2.56	0.74
11:C:15:VAL:HA	11:C:203:VAL:CG1	2.16	0.74
23:O:24:THR:HG22	23:O:42:PRO:HD3	1.68	0.74
26:R:49:ILE:HD12	26:R:52:PRO:HA	0.86	0.74
28:T:8:LEU:HD12	28:T:46:ALA:HA	1.67	0.74
28:T:15:HIS:HB3	28:T:31:VAL:HG23	1.69	0.74
30:V:10:LYS:HZ1	30:V:11:GLU:HG3	1.53	0.74
9:A:1084:A:H2'	9:A:1085:A:H8	1.51	0.74
9:A:1498:C:HO2'	9:A:1499:C:H6	0.76	0.74
9:A:2503:A:O2'	9:A:2505:G:OP2	2.06	0.74
11:C:77:VAL:HA	11:C:93:VAL:HA	1.68	0.74
11:C:79:ARG:NH2	11:C:81:GLU:OE2	2.21	0.74
18:J:6:ALA:HB2	18:J:45:THR:HG21	1.69	0.74
18:J:74:TYR:OH	18:J:100:VAL:HG13	1.87	0.74
20:L:91:ASP:HB3	20:L:94:THR:HB	1.69	0.74
31:W:73:PRO:HG3	31:W:76:ARG:HD2	1.69	0.74
33:Y:59:GLU:O	33:Y:63:ALA:HB3	1.87	0.74

*Continued on next page...*

*Continued from previous page...*

Atom-1	Atom-2	Interatomic distance (Å)	Clash overlap (Å)
9:A:1590:A:H2'	9:A:1591:A:C8	2.23	0.73
9:A:1901:A:H2'	9:A:1902:C:H6	1.51	0.73
9:A:2150:C:H2'	9:A:2151:U:C5	2.23	0.73
9:A:2383:G:O2'	9:A:2384:U:H5'	1.89	0.73
11:C:257:ARG:HG3	11:C:269:ARG:HH22	1.51	0.73
16:H:18:GLN:HA	16:H:18:GLN:HE21	1.53	0.73
26:R:49:ILE:O	26:R:51:VAL:O	2.05	0.73
29:U:91:LYS:O	29:U:92:VAL:HB	1.86	0.73
9:A:384:A:H2'	9:A:385:C:H5'	1.68	0.73
1:0:2:VAL:HG23	9:A:2015:A:C2	2.23	0.73
2:1:34:GLU:CG	2:1:49:LYS:HG3	2.18	0.73
9:A:613:A:C8	9:A:616:A:N1	2.55	0.73
9:A:2758:A:C2'	9:A:2759:G:H5'	2.18	0.73
9:A:2773:C:OP1	12:D:171:THR:HG23	1.88	0.73
9:A:2808:G:N2	9:A:2891:U:C6	2.56	0.73
15:G:68:ARG:HD2	15:G:68:ARG:C	2.06	0.73
15:G:73:SER:HA	15:G:76:ILE:CG2	2.18	0.73
17:I:126:ARG:HA	17:I:129:GLU:HB2	1.69	0.73
18:J:44:TYR:C	18:J:45:THR:HG22	2.09	0.73
27:S:1:MET:HE1	27:S:2:GLU:H	1.52	0.73
31:W:67:LYS:O	31:W:68:PHE:HB2	1.88	0.73
9:A:1644:C:HO2'	9:A:1645:G:H5'	1.53	0.73
14:F:43:ILE:HG22	14:F:82:TYR:HE1	1.53	0.73
16:H:6:LEU:O	16:H:15:LEU:HA	1.86	0.73
17:I:33:ASN:HD22	17:I:64:ARG:HH22	1.36	0.73
22:N:1:MET:O	22:N:2:ARG:HB2	1.87	0.73
25:Q:23:TYR:O	25:Q:28:SER:HB3	1.89	0.73
28:T:33:LYS:HG3	28:T:80:TRP:CE3	2.22	0.73
9:A:2250:G:H21	9:A:2496:C:H5'	1.51	0.73
11:C:104:LEU:O	11:C:105:ALA:CB	2.35	0.73
15:G:23:ILE:HD12	15:G:23:ILE:H	1.52	0.73
15:G:59:ASP:HB2	15:G:63:GLN:HG2	1.70	0.73
30:V:20:LEU:CD2	30:V:25:LYS:HB2	2.17	0.73
5:4:36:ARG:HG2	5:4:37:GLN:N	2.02	0.73
9:A:864:G:O2'	9:A:865:C:H5'	1.89	0.73
9:A:2492:U:O2'	9:A:2493:U:H5'	1.88	0.73
11:C:257:ARG:NE	11:C:269:ARG:NH2	2.37	0.73
25:Q:63:ARG:NH2	25:Q:96:ASP:HA	2.02	0.73
12:D:114:LYS:HE3	12:D:114:LYS:H	1.52	0.73
13:E:142:ALA:C	13:E:143:LEU:HD23	2.08	0.73
18:J:114:LEU:HD22	18:J:118:MET:CE	2.18	0.73

*Continued on next page...*

*Continued from previous page...*

Atom-1	Atom-2	Interatomic distance (Å)	Clash overlap (Å)
32:X:52:ALA:O	32:X:53:LYS:CB	2.36	0.73
33:Y:47:ARG:HG3	33:Y:47:ARG:NH2	1.97	0.73
1:O:42:ILE:HD11	22:N:98:LEU:HD22	1.69	0.73
9:A:1738:G:HO2'	9:A:1739:A:H8	1.37	0.73
9:A:1870:C:H4'	9:A:1871:A:OP1	1.88	0.73
10:B:28:C:OP1	23:O:31:THR:HG21	1.88	0.73
10:B:112:G:H2'	10:B:113:C:C6	2.24	0.73
11:C:29:PHE:CE2	11:C:31:PRO:HG2	2.24	0.73
19:K:114:LYS:HE2	19:K:114:LYS:HA	1.70	0.73
31:W:50:VAL:HG12	31:W:51:GLY:N	2.04	0.73
9:A:962:G:N2	9:A:2250:G:H1	1.86	0.73
9:A:1152:C:O2'	9:A:1153:C:H5'	1.88	0.73
9:A:2355:G:H4'	31:W:20:LEU:HD13	1.69	0.73
13:E:142:ALA:O	13:E:143:LEU:HD23	1.88	0.73
15:G:10:VAL:HG23	15:G:10:VAL:O	1.88	0.73
15:G:84:LYS:HB3	15:G:132:LEU:O	1.88	0.73
24:P:87:ARG:HG2	24:P:87:ARG:NH1	1.94	0.73
31:W:31:LEU:N	31:W:31:LEU:CD2	2.46	0.73
9:A:855:G:H1'	31:W:23:LYS:HD3	1.70	0.73
9:A:1150:C:C2'	9:A:1151:A:O5'	2.37	0.73
9:A:1558:C:H4'	9:A:1559:U:O5'	1.88	0.72
11:C:79:ARG:HH22	11:C:92:LEU:HD22	1.51	0.72
11:C:259:ASN:O	11:C:260:LYS:HB2	1.88	0.72
16:H:49:ALA:HB3	16:H:50:ARG:HH21	1.53	0.72
18:J:111:LYS:HE2	18:J:115:GLY:H	1.52	0.72
25:Q:4:LYS:HZ3	25:Q:5:ARG:CA	2.02	0.72
26:R:49:ILE:HG21	26:R:53:PHE:H	1.54	0.72
29:U:5:ARG:HG2	29:U:5:ARG:NH2	1.91	0.72
9:A:1277:G:C5'	22:N:20:MET:CE	2.67	0.72
11:C:80:LEU:CD1	11:C:109:LEU:HG	2.19	0.72
11:C:89:ASN:O	11:C:90:ILE:HD13	1.89	0.72
18:J:44:TYR:HB2	25:Q:63:ARG:CB	2.17	0.72
9:A:2777:G:H5''	9:A:2778:A:OP1	1.89	0.72
18:J:56:VAL:CG1	18:J:57:LEU:H	2.02	0.72
20:L:77:ILE:HG12	20:L:95:LEU:HD13	1.70	0.72
22:N:109:PRO:HG2	22:N:109:PRO:O	1.89	0.72
31:W:76:ARG:HG3	31:W:76:ARG:NH2	1.92	0.72
9:A:346:A:C2	9:A:347:A:H1'	2.24	0.72
9:A:1277:G:C5'	22:N:20:MET:HE1	2.19	0.72
11:C:251:THR:HG22	11:C:252:LYS:NZ	2.04	0.72
20:L:127:VAL:HG23	20:L:131:ALA:HB3	1.71	0.72

*Continued on next page...*

*Continued from previous page...*

Atom-1	Atom-2	Interatomic distance (Å)	Clash overlap (Å)
28:T:8:LEU:HD22	28:T:8:LEU:N	2.05	0.72
28:T:39:THR:H	28:T:43:ILE:HG22	1.53	0.72
31:W:37:VAL:HG22	31:W:55:ASP:O	1.89	0.72
34:Z:9:THR:HG23	34:Z:10:ARG:HB2	1.71	0.72
21:M:17:ASN:O	21:M:38:ARG:HD3	1.90	0.72
26:R:45:GLU:HA	26:R:45:GLU:OE2	1.89	0.72
9:A:2146:C:H4'	9:A:2147:A:O5'	1.88	0.72
13:E:119:ILE:HD11	13:E:187:VAL:HG22	1.72	0.72
15:G:85:LYS:C	15:G:86:LEU:HD12	2.10	0.72
20:L:94:THR:HG22	20:L:95:LEU:H	1.52	0.72
28:T:2:ILE:HG12	28:T:3:ARG:HG2	1.71	0.72
9:A:1253:A:C3'	9:A:1254:A:H5''	2.19	0.72
26:R:74:ILE:HB	26:R:87:GLN:HB3	1.70	0.72
29:U:71:ILE:HD11	29:U:81:ARG:H	1.53	0.72
33:Y:45:GLN:O	33:Y:46:VAL:HB	1.90	0.72
9:A:1988:G:C2'	9:A:1989:G:H5'	2.19	0.72
28:T:39:THR:HG22	28:T:41:ALA:HB3	1.71	0.72
9:A:438:G:C2'	9:A:439:A:H5'	2.19	0.72
9:A:580:U:H2'	9:A:581:C:C6	2.24	0.72
9:A:2820:A:C8	9:A:2820:A:C3'	2.68	0.72
12:D:70:LYS:O	12:D:71:ALA:HB3	1.90	0.72
23:O:106:LEU:C	23:O:106:LEU:HD12	2.10	0.72
26:R:81:LYS:HD3	26:R:81:LYS:N	2.03	0.72
26:R:97:LYS:O	26:R:98:ILE:HB	1.89	0.72
29:U:78:LYS:HG2	29:U:79:ALA:H	1.55	0.72
9:A:1268:A:C2	9:A:2013:A:C4	2.78	0.72
9:A:1695:G:C8	11:C:7:PRO:HG2	2.24	0.72
9:A:1867:G:O2'	9:A:1868:C:C5'	2.34	0.72
14:F:134:GLN:N	14:F:134:GLN:HE21	1.87	0.72
21:M:42:THR:OG1	21:M:45:GLN:HG3	1.90	0.72
26:R:21:ARG:NH2	26:R:93:PHE:CZ	2.57	0.72
9:A:357:C:H2'	9:A:358:U:H6	1.50	0.71
9:A:989:G:C8	34:Z:13:ILE:HD11	2.24	0.71
9:A:1654:A:O2'	12:D:118:PHE:CG	2.41	0.71
9:A:1857:G:H1'	9:A:1884:G:N2	2.05	0.71
19:K:18:ARG:CB	19:K:45:GLU:HG2	2.08	0.71
29:U:87:GLU:HG3	29:U:88:ASP:H	1.55	0.71
9:A:1179:G:C5	9:A:1180:U:C1'	2.71	0.71
9:A:1179:G:H3'	9:A:1180:U:C4'	2.20	0.71
9:A:1364:G:OP2	32:X:1:SER:N	2.23	0.71
9:A:2786:U:O2'	12:D:66:GLY:HA3	1.90	0.71

*Continued on next page...*

Continued from previous page...

Atom-1	Atom-2	Interatomic distance (Å)	Clash overlap (Å)
11:C:141:HIS:HB2	11:C:190:THR:HB	1.72	0.71
21:M:114:ARG:HG2	21:M:130:PHE:CZ	2.24	0.71
9:A:679:C:O2'	9:A:680:C:H5'	1.91	0.71
9:A:1063:G:H2'	9:A:1064:C:C6	2.25	0.71
9:A:1714:U:O2	9:A:1714:U:C2'	2.33	0.71
9:A:2210:U:H4'	9:A:2211:A:H5'	1.73	0.71
17:I:89:SER:HB3	17:I:92:PRO:HG3	1.72	0.71
19:K:70:ARG:HD3	19:K:76:VAL:HG22	1.72	0.71
20:L:64:PHE:O	20:L:64:PHE:CD1	2.43	0.71
22:N:33:ILE:HG23	22:N:114:GLU:HB3	1.71	0.71
27:S:63:GLY:O	27:S:64:ALA:HB3	1.89	0.71
34:Z:13:ILE:HG22	34:Z:14:GLY:N	2.03	0.71
1:O:33:SER:CB	1:O:35:GLU:HG3	2.19	0.71
9:A:1107:G:H2'	9:A:1108:U:H6	1.54	0.71
9:A:1427:A:H4'	9:A:1428:C:O5'	1.90	0.71
18:J:81:ILE:HG23	18:J:82:GLY:N	2.00	0.71
23:O:31:THR:CG2	23:O:34:HIS:H	2.02	0.71
23:O:43:ASN:HD21	23:O:46:GLU:HG2	1.51	0.71
28:T:39:THR:CB	28:T:42:GLU:HB2	2.20	0.71
9:A:412:A:C2'	9:A:413:C:H5'	2.21	0.71
9:A:894:U:H2'	9:A:895:U:H6	1.52	0.71
9:A:2325:G:C6	9:A:2326:C:N4	2.59	0.71
9:A:2480:C:H2'	9:A:2481:G:H5'	1.72	0.71
9:A:2667:C:C2'	9:A:2668:G:H5'	2.21	0.71
11:C:93:VAL:CG1	11:C:94:LEU:N	2.52	0.71
14:F:3:LEU:CD2	14:F:100:GLU:HG3	2.20	0.71
23:O:15:ARG:HG3	23:O:15:ARG:NH1	2.03	0.71
24:P:4:ILE:HG22	24:P:5:LYS:N	2.04	0.71
31:W:54:ARG:HH11	31:W:54:ARG:HB2	1.54	0.71
5:4:32:LYS:HD3	9:A:2478:A:H5'	1.73	0.71
9:A:671:C:H3'	20:L:42:SER:OG	1.88	0.71
9:A:2211:A:OP2	9:A:2211:A:H4'	1.89	0.71
11:C:108:GLY:C	11:C:109:LEU:HD22	2.11	0.71
23:O:75:GLY:HA2	23:O:106:LEU:HD13	1.70	0.71
3:2:3:ARG:HG2	3:2:3:ARG:NH2	1.97	0.71
9:A:313:G:C2'	9:A:314:C:H5'	2.20	0.71
9:A:573:U:H4'	9:A:574:A:OP1	1.91	0.71
9:A:1747:U:H2'	9:A:1748:C:C6	2.26	0.71
9:A:2396:G:O2'	9:A:2397:G:H5'	1.91	0.71
27:S:2:GLU:O	27:S:3:THR:CG2	2.39	0.71
9:A:1788:C:C2'	9:A:1789:A:H5'	2.21	0.71

Continued on next page...



*Continued from previous page...*

Atom-1	Atom-2	Interatomic distance (Å)	Clash overlap (Å)
9:A:2269:G:H4'	31:W:18:LYS:HE2	1.71	0.71
9:A:2667:C:H2'	9:A:2668:G:H5'	1.73	0.71
12:D:176:ASP:OD2	12:D:176:ASP:N	2.23	0.71
18:J:9:GLU:HA	18:J:9:GLU:OE2	1.87	0.71
20:L:4:ASN:HD22	20:L:4:ASN:H	1.39	0.71
25:Q:4:LYS:HZ1	25:Q:8:ILE:HG23	1.53	0.71
31:W:39:GLN:HG3	31:W:42:THR:H	1.52	0.71
9:A:1080:A:O2'	17:I:126:ARG:CG	2.39	0.71
20:L:77:ILE:HD11	20:L:108:ALA:HB1	1.71	0.71
24:P:13:LYS:HE3	24:P:76:HIS:CA	2.18	0.71
31:W:23:LYS:CG	31:W:24:ARG:N	2.54	0.71
3:2:21:ARG:NH1	9:A:684:G:OP1	2.24	0.71
25:Q:85:ALA:O	25:Q:86:SER:C	2.29	0.71
9:A:454:A:H4'	9:A:455:C:OP2	1.91	0.70
9:A:1459:G:O2'	9:A:1460:U:H5''	1.91	0.70
9:A:1794:A:H2'	9:A:1795:C:H6	1.56	0.70
12:D:14:ILE:CA	24:P:11:GLN:HE22	2.02	0.70
15:G:6:ALA:HB1	15:G:7:PRO:HD2	1.72	0.70
16:H:4:ILE:HG12	16:H:18:GLN:NE2	2.06	0.70
23:O:88:LYS:O	23:O:89:ASP:HB2	1.91	0.70
28:T:40:LYS:N	28:T:43:ILE:HG23	2.05	0.70
29:U:72:PHE:CE2	29:U:74:ALA:HA	2.26	0.70
9:A:1015:U:O2'	9:A:1016:G:H5'	1.90	0.70
9:A:1747:U:O2'	9:A:1748:C:H5'	1.90	0.70
10:B:16:G:O2'	10:B:17:C:H5'	1.90	0.70
12:D:108:ASP:OD2	12:D:173:GLN:HA	1.91	0.70
13:E:61:ARG:NH1	13:E:64:GLY:HA3	2.05	0.70
13:E:150:THR:HG21	13:E:153:LEU:HA	1.73	0.70
21:M:46:ILE:C	21:M:46:ILE:HD12	2.11	0.70
27:S:2:GLU:O	27:S:107:VAL:O	2.09	0.70
9:A:869:G:O2'	21:M:8:LYS:HD3	1.90	0.70
9:A:1734:G:N3	9:A:1735:A:C8	2.59	0.70
11:C:159:THR:O	11:C:194:VAL:HG12	1.92	0.70
14:F:66:ILE:O	14:F:66:ILE:HG13	1.90	0.70
18:J:58:ASN:HD21	18:J:128:ASN:HB2	1.55	0.70
21:M:8:LYS:N	21:M:8:LYS:HD2	2.05	0.70
21:M:72:PRO:O	21:M:91:TYR:O	2.09	0.70
31:W:51:GLY:HA3	31:W:59:PHE:CZ	2.25	0.70
1:0:3:GLN:HA	9:A:2615:U:C2	2.25	0.70
4:3:44:ARG:N	4:3:45:PRO:HD2	2.05	0.70
9:A:1654:A:H1'	12:D:118:PHE:CD1	2.26	0.70

*Continued on next page...*



*Continued from previous page...*

Atom-1	Atom-2	Interatomic distance (Å)	Clash overlap (Å)
9:A:1798:U:OP1	11:C:257:ARG:HB2	1.90	0.70
9:A:1813:G:N3	11:C:49:THR:CG2	2.53	0.70
10:B:45:A:H2'	10:B:46:A:C8	2.25	0.70
10:B:90:C:H6	10:B:90:C:C5'	2.00	0.70
11:C:33:LEU:CD2	11:C:62:ARG:HD3	2.22	0.70
11:C:77:VAL:HG22	11:C:111:ALA:HA	1.74	0.70
15:G:104:LEU:CB	15:G:112:VAL:CG2	2.65	0.70
31:W:18:LYS:CA	31:W:36:ILE:HG13	2.19	0.70
9:A:196:A:H2'	9:A:805:G:O6	1.92	0.70
9:A:923:G:N2	31:W:23:LYS:HZ3	1.87	0.70
9:A:2180:U:H2'	9:A:2181:U:C5	2.27	0.70
15:G:33:THR:HA	15:G:34:ARG:NH1	2.06	0.70
15:G:83:THR:HA	15:G:84:LYS:HZ3	1.56	0.70
9:A:368:A:H2'	9:A:369:U:H5'	1.74	0.70
9:A:675:A:OP1	13:E:58:LYS:HE2	1.91	0.70
15:G:34:ARG:HD3	15:G:34:ARG:N	2.06	0.70
20:L:91:ASP:CB	20:L:94:THR:HB	2.21	0.70
9:A:271:G:O2'	9:A:272:A:H5''	1.91	0.70
9:A:285:G:H2'	9:A:285:G:N3	2.06	0.70
9:A:2154:A:H2'	9:A:2155:U:O4'	1.92	0.70
9:A:2309:A:O2'	9:A:2310:C:C5'	2.38	0.70
12:D:101:PHE:CZ	12:D:203:VAL:HG22	2.27	0.70
20:L:95:LEU:HD13	20:L:100:ILE:HD11	1.73	0.70
25:Q:63:ARG:NH2	25:Q:95:ALA:C	2.45	0.70
9:A:1450:G:C6	9:A:1451:C:N4	2.60	0.70
12:D:97:SER:O	12:D:99:GLU:HG2	1.91	0.70
14:F:134:GLN:N	14:F:134:GLN:NE2	2.39	0.70
28:T:29:THR:CA	28:T:86:THR:HA	2.21	0.70
31:W:23:LYS:NZ	31:W:24:ARG:HG3	2.06	0.70
9:A:2728:U:O2'	9:A:2729:G:O5'	2.09	0.70
14:F:127:TYR:O	14:F:128:SER:CB	2.40	0.70
15:G:126:THR:CG2	15:G:127:GLN:H	2.04	0.70
31:W:54:ARG:HB2	31:W:54:ARG:NH1	2.06	0.70
9:A:308:G:O2'	9:A:309:A:H5'	1.92	0.70
9:A:1945:G:H2'	9:A:1946:U:C6	2.27	0.70
9:A:2192:U:O2'	9:A:2193:G:H5'	1.91	0.70
12:D:69:ALA:HA	12:D:73:VAL:HG13	1.73	0.70
25:Q:4:LYS:CG	25:Q:5:ARG:N	2.53	0.70
31:W:8:SER:O	31:W:9:THR:CB	2.37	0.70
31:W:22:VAL:HG13	31:W:25:PHE:CE2	2.26	0.70
9:A:1019:U:H3	9:A:1142:A:H62	1.40	0.69

*Continued on next page...*

*Continued from previous page...*

Atom-1	Atom-2	Interatomic distance (Å)	Clash overlap (Å)
4:3:14:LYS:O	4:3:21:PHE:O	2.10	0.69
9:A:63:A:O2'	9:A:64:A:H5'	1.92	0.69
9:A:485:C:H2'	9:A:486:C:H6	1.56	0.69
9:A:620:G:H4'	9:A:621:A:O5'	1.93	0.69
9:A:646:U:H3'	9:A:647:G:C5'	2.21	0.69
9:A:1250:G:OP2	20:L:21:ARG:NH2	2.26	0.69
9:A:1288:G:C4	9:A:1327:A:C2	2.80	0.69
9:A:1794:A:H2'	9:A:1795:C:C6	2.28	0.69
9:A:2480:C:C2'	9:A:2481:G:H5'	2.22	0.69
19:K:76:VAL:HB	24:P:72:VAL:HG22	1.72	0.69
9:A:1508:A:H4'	9:A:1509:A:H5'	1.74	0.69
9:A:2221:G:O2'	9:A:2222:C:H5'	1.92	0.69
20:L:29:LYS:HG3	20:L:30:THR:HG23	1.73	0.69
27:S:13:SER:O	27:S:14:ALA:HB2	1.90	0.69
28:T:29:THR:HA	28:T:86:THR:H	1.58	0.69
28:T:50:LEU:HD12	28:T:50:LEU:N	2.04	0.69
9:A:21:A:O2'	9:A:22:C:H5'	1.92	0.69
9:A:386:G:H4'	9:A:387:U:OP2	1.90	0.69
9:A:990:A:H8	9:A:990:A:C5'	2.02	0.69
12:D:104:VAL:HA	12:D:106:LYS:HZ3	1.57	0.69
14:F:37:MET:CG	14:F:56:LEU:HG	2.22	0.69
19:K:10:VAL:CG2	19:K:16:ALA:HB1	2.22	0.69
19:K:93:GLN:OE1	19:K:93:GLN:HA	1.91	0.69
20:L:77:ILE:HG12	20:L:95:LEU:CD1	2.21	0.69
4:3:26:ALA:O	4:3:27:ASN:CB	2.39	0.69
9:A:395:U:O2'	9:A:396:G:N7	2.23	0.69
9:A:746:U:O2'	9:A:747:U:OP2	2.10	0.69
9:A:2444:G:OP2	13:E:63:LYS:CE	2.40	0.69
12:D:122:VAL:HG12	12:D:123:LYS:N	2.06	0.69
13:E:12:LEU:O	13:E:12:LEU:HD13	1.92	0.69
17:I:74:PRO:O	17:I:77:VAL:HG22	1.93	0.69
26:R:49:ILE:O	26:R:49:ILE:HG13	1.91	0.69
29:U:71:ILE:HD11	29:U:81:ARG:N	2.06	0.69
31:W:24:ARG:HD2	31:W:25:PHE:N	2.06	0.69
9:A:1116:G:O2'	9:A:1117:C:H5'	1.92	0.69
9:A:1256:G:C2'	13:E:77:ILE:HD11	2.22	0.69
9:A:1430:G:C2'	9:A:1431:A:H5'	2.22	0.69
9:A:1963:U:C3'	9:A:1963:U:H6	2.03	0.69
9:A:2180:U:H2'	9:A:2181:U:H5	1.57	0.69
15:G:120:ILE:HD13	15:G:121:THR:H	1.56	0.69
17:I:98:GLY:HA3	17:I:137:LEU:HD23	1.75	0.69

*Continued on next page...*

*Continued from previous page...*

Atom-1	Atom-2	Interatomic distance (Å)	Clash overlap (Å)
18:J:95:ARG:HG3	18:J:95:ARG:O	1.91	0.69
24:P:13:LYS:CE	24:P:76:HIS:HA	2.17	0.69
24:P:113:LEU:HG	24:P:113:LEU:O	1.91	0.69
31:W:19:ARG:NH1	31:W:22:VAL:HG11	2.07	0.69
31:W:37:VAL:HG12	31:W:38:ARG:H	1.58	0.69
31:W:42:THR:HG22	31:W:43:LYS:HG2	1.74	0.69
9:A:851:C:O2'	34:Z:45:GLY:HA3	1.93	0.69
9:A:1434:A:H2'	9:A:1435:G:H8	1.55	0.69
9:A:1462:C:H2'	9:A:1463:C:H5'	1.72	0.69
9:A:2305:U:C4	14:F:150:GLY:O	2.46	0.69
14:F:9:ASP:O	14:F:10:GLU:HB2	1.92	0.69
20:L:114:GLY:C	20:L:115:GLU:HG3	2.11	0.69
8:7:74:C:H42	9:A:2252:G:H1	1.40	0.69
9:A:80:G:C2'	9:A:81:G:H5'	2.22	0.69
9:A:438:G:O2'	9:A:439:A:H5'	1.93	0.69
9:A:479:A:O2'	9:A:481:G:H5'	1.93	0.69
9:A:1510:G:H2'	9:A:1511:G:C8	2.25	0.69
9:A:1559:U:H4'	9:A:1560:G:OP2	1.92	0.69
9:A:2353:G:O2'	31:W:31:LEU:CD2	2.41	0.69
9:A:2661:G:H2'	9:A:2662:A:C8	2.28	0.69
9:A:2689:U:H4'	9:A:2690:U:OP2	1.92	0.69
11:C:90:ILE:CG2	11:C:102:TYR:CD1	2.75	0.69
11:C:199:HIS:CE1	11:C:202:ARG:NH2	2.60	0.69
13:E:187:VAL:HG12	13:E:188:MET:N	2.08	0.69
16:H:32:PRO:CB	32:X:38:TRP:HB3	2.16	0.69
21:M:80:VAL:CG2	21:M:81:ARG:N	2.55	0.69
23:O:49:VAL:HG21	23:O:82:ALA:HA	1.74	0.69
24:P:4:ILE:O	24:P:5:LYS:HB3	1.91	0.69
25:Q:89:ILE:O	25:Q:90:ASP:HB2	1.93	0.69
25:Q:97:ILE:HD11	25:Q:105:PHE:HB2	1.73	0.69
26:R:49:ILE:HG22	26:R:54:VAL:N	2.07	0.69
32:X:40:GLU:O	32:X:43:LYS:HD2	1.92	0.69
9:A:62:U:H4'	9:A:63:A:OP1	1.93	0.69
9:A:2373:G:H2'	9:A:2374:C:C6	2.28	0.69
10:B:112:G:H2'	10:B:113:C:H6	1.57	0.69
17:I:20:SER:HB3	17:I:21:PRO:HD3	1.75	0.69
22:N:38:LEU:HB3	22:N:39:PRO:HD3	1.73	0.69
24:P:50:ARG:NE	24:P:56:SER:HB2	2.08	0.69
31:W:30:VAL:C	31:W:31:LEU:HD23	2.12	0.69
31:W:72:GLY:N	31:W:73:PRO:HD2	2.07	0.69
9:A:1073:A:C2'	9:A:1074:G:C5'	2.61	0.69

*Continued on next page...*

*Continued from previous page...*

Atom-1	Atom-2	Interatomic distance (Å)	Clash overlap (Å)
9:A:1159:U:O2'	9:A:1160:G:H5'	1.93	0.69
9:A:1585:C:H2'	9:A:1586:A:H5'	1.74	0.69
9:A:1795:C:H2'	9:A:1796:U:H6	1.58	0.69
10:B:70:C:O2'	10:B:71:C:H5'	1.93	0.69
12:D:114:LYS:CE	12:D:114:LYS:H	2.02	0.69
14:F:37:MET:CE	14:F:151:LEU:HB3	2.23	0.69
15:G:15:ASP:CG	15:G:16:VAL:H	1.95	0.69
15:G:22:VAL:HG22	15:G:36:LEU:HD13	1.73	0.69
15:G:86:LEU:N	15:G:86:LEU:CD1	2.56	0.69
18:J:4:PHE:O	18:J:44:TYR:CE1	2.45	0.69
18:J:74:TYR:HB2	18:J:87:ALA:O	1.93	0.69
20:L:132:ARG:HG3	20:L:142:ILE:CD1	2.20	0.69
2:1:34:GLU:O	2:1:35:LEU:HB3	1.92	0.68
9:A:527:C:H4'	9:A:528:A:O5'	1.93	0.68
9:A:995:C:O2'	9:A:996:A:P	2.51	0.68
9:A:1060:U:H5''	9:A:1061:U:OP1	1.93	0.68
15:G:137:LYS:C	15:G:140:ILE:CD1	2.61	0.68
25:Q:91:ARG:HH21	25:Q:93:ILE:HD13	1.58	0.68
31:W:18:LYS:CA	31:W:36:ILE:CG1	2.70	0.68
32:X:40:GLU:HG3	32:X:43:LYS:NZ	2.08	0.68
33:Y:7:ARG:O	33:Y:7:ARG:HG3	1.94	0.68
9:A:407:G:O2'	9:A:408:G:H5'	1.93	0.68
9:A:1063:G:O2'	9:A:1064:C:O4'	2.11	0.68
9:A:2311:A:H1'	14:F:78:ILE:HD13	1.74	0.68
9:A:2886:A:H2'	9:A:2887:A:O4'	1.93	0.68
18:J:43:GLU:O	18:J:45:THR:HG22	1.91	0.68
23:O:57:ALA:O	23:O:59:ALA:N	2.27	0.68
25:Q:40:LYS:HA	25:Q:43:GLN:CG	2.23	0.68
31:W:8:SER:O	31:W:9:THR:HB	1.91	0.68
34:Z:26:LEU:O	34:Z:37:ARG:NH1	2.26	0.68
5:4:23:ILE:CD1	9:A:1032:A:H1'	2.22	0.68
9:A:143:C:O2'	9:A:144:A:H8	1.75	0.68
9:A:1490:A:H5'	9:A:1491:G:OP2	1.93	0.68
9:A:1801:A:C5	11:C:261:ARG:NH1	2.61	0.68
9:A:1901:A:H2'	9:A:1902:C:C6	2.28	0.68
12:D:92:VAL:O	12:D:93:GLY:C	2.31	0.68
29:U:85:ARG:HA	29:U:91:LYS:O	1.92	0.68
4:3:5:THR:CG2	9:A:243:U:OP1	2.42	0.68
9:A:1996:C:H4'	9:A:1997:C:OP1	1.92	0.68
11:C:16:VAL:CB	11:C:203:VAL:HB	2.15	0.68
12:D:114:LYS:HE3	12:D:114:LYS:CA	2.24	0.68

*Continued on next page...*

*Continued from previous page...*

Atom-1	Atom-2	Interatomic distance (Å)	Clash overlap (Å)
14:F:37:MET:HA	14:F:37:MET:CE	2.23	0.68
15:G:15:ASP:CG	15:G:16:VAL:N	2.47	0.68
15:G:163:TYR:O	15:G:164:ALA:CB	2.42	0.68
24:P:51:ASN:O	24:P:52:ARG:CG	2.41	0.68
4:3:2:LYS:HE2	9:A:242:G:OP2	1.94	0.68
9:A:1735:A:H2'	9:A:1736:U:C6	2.28	0.68
13:E:145:ASP:HB3	13:E:184:ASP:HB2	1.76	0.68
15:G:115:GLN:H	15:G:115:GLN:CD	1.97	0.68
18:J:12:LYS:O	18:J:13:ARG:CB	2.40	0.68
23:O:104:GLN:O	23:O:107:ALA:HB3	1.94	0.68
23:O:111:ARG:HD3	23:O:112:GLU:N	2.08	0.68
26:R:47:VAL:HG12	26:R:47:VAL:O	1.94	0.68
31:W:28:GLU:CG	31:W:29:SER:N	2.57	0.68
9:A:1402:U:H2'	9:A:1403:A:O5'	1.94	0.68
9:A:2752:C:H2'	9:A:2753:A:C8	2.29	0.68
25:Q:97:ILE:HD11	25:Q:105:PHE:CA	2.23	0.68
9:A:358:U:H2'	9:A:359:G:O4'	1.94	0.68
9:A:1061:U:H3'	9:A:1062:G:C5'	2.24	0.68
9:A:1107:G:H2'	9:A:1108:U:C6	2.29	0.68
9:A:1858:A:O2'	9:A:1859:U:C5'	2.42	0.68
9:A:2415:G:H4'	20:L:65:GLY:O	1.94	0.68
11:C:161:VAL:O	11:C:161:VAL:HG12	1.94	0.68
12:D:99:GLU:CG	12:D:100:LEU:H	1.93	0.68
13:E:95:LYS:O	13:E:96:VAL:HB	1.93	0.68
20:L:65:GLY:O	20:L:66:PHE:HB3	1.94	0.68
22:N:79:LEU:O	22:N:80:PHE:CB	2.42	0.68
24:P:4:ILE:HG22	24:P:5:LYS:H	1.59	0.68
24:P:87:ARG:NH2	24:P:111:GLU:HG3	2.09	0.68
28:T:39:THR:HG22	28:T:39:THR:O	1.94	0.68
31:W:9:THR:OG1	31:W:10:ARG:N	2.26	0.68
9:A:581:C:OP1	25:Q:32:ARG:HB2	1.93	0.68
9:A:861:A:H5''	9:A:862:G:OP2	1.93	0.68
9:A:1188:U:C2'	9:A:1189:A:C5'	2.68	0.68
9:A:1688:U:O2	9:A:1700:A:H5''	1.94	0.68
13:E:127:GLU:CD	13:E:127:GLU:H	1.97	0.68
14:F:134:GLN:NE2	14:F:134:GLN:H	1.92	0.68
17:I:7:TYR:HA	17:I:58:ILE:HB	1.75	0.68
21:M:2:LEU:HD23	21:M:69:PRO:CD	2.21	0.68
24:P:37:LYS:HG2	24:P:37:LYS:O	1.94	0.68
2:1:8:ILE:HG22	2:1:9:LYS:N	2.08	0.68
4:3:22:LYS:O	4:3:22:LYS:HG2	1.92	0.68

*Continued on next page...*

*Continued from previous page...*

Atom-1	Atom-2	Interatomic distance (Å)	Clash overlap (Å)
9:A:587:C:N3	20:L:33:ARG:NH2	2.42	0.68
9:A:1079:C:C4	9:A:1088:A:H2	2.12	0.68
9:A:2729:G:H8	9:A:2729:G:H5''	1.58	0.68
14:F:71:LYS:HA	14:F:80:GLN:CG	2.23	0.68
18:J:2:LYS:N	18:J:2:LYS:CD	2.47	0.68
18:J:5:THR:HG22	18:J:6:ALA:O	1.94	0.68
21:M:46:ILE:HD12	21:M:47:GLU:N	2.09	0.68
22:N:71:ARG:HH21	22:N:71:ARG:CG	2.06	0.68
29:U:93:ARG:HH11	29:U:102:ILE:HD11	1.56	0.68
2:1:29:LYS:HD2	2:1:31:GLU:OE1	1.94	0.68
4:3:11:LYS:HE3	9:A:247:G:O6	1.93	0.68
9:A:1115:G:HO2'	9:A:1116:G:H8	1.40	0.68
18:J:31:GLU:OE2	18:J:35:ARG:HD2	1.94	0.68
20:L:29:LYS:CG	20:L:30:THR:HG23	2.24	0.68
24:P:52:ARG:HH11	24:P:52:ARG:HG2	1.58	0.68
25:Q:63:ARG:NH1	25:Q:98:ALA:HB3	2.09	0.68
9:A:22:C:H2'	9:A:23:G:O5'	1.94	0.67
9:A:224:U:H2'	9:A:225:C:O5'	1.94	0.67
9:A:244:A:C2	9:A:255:A:C4	2.82	0.67
9:A:1161:C:H1'	26:R:8:GLY:O	1.95	0.67
9:A:1486:U:O2'	9:A:1487:U:H5'	1.94	0.67
9:A:1654:A:C1'	12:D:118:PHE:CE1	2.77	0.67
19:K:71:ARG:CB	19:K:72:PRO:CD	2.72	0.67
13:E:28:VAL:O	13:E:32:VAL:HG13	1.93	0.67
15:G:82:PHE:CZ	15:G:137:LYS:HB2	2.29	0.67
18:J:21:THR:HG22	18:J:22:GLY:N	2.07	0.67
18:J:44:TYR:HA	25:Q:59:LEU:HD21	1.73	0.67
28:T:7:LEU:HD21	28:T:42:GLU:OE2	1.95	0.67
31:W:9:THR:HG22	31:W:10:ARG:HH11	1.57	0.67
33:Y:18:LEU:O	33:Y:18:LEU:HD13	1.94	0.67
9:A:26:G:H1'	9:A:514:A:N6	2.10	0.67
9:A:1572:A:O2'	9:A:1573:G:H5'	1.93	0.67
20:L:132:ARG:HA	20:L:142:ILE:HD11	1.77	0.67
31:W:9:THR:HG23	31:W:10:ARG:N	2.10	0.67
4:3:29:ARG:HD3	9:A:2394:C:OP2	1.92	0.67
9:A:789:A:OP1	9:A:790:U:H5	1.77	0.67
9:A:923:G:C2	31:W:23:LYS:HE2	2.29	0.67
11:C:12:ARG:HG3	11:C:12:ARG:NH1	2.01	0.67
19:K:7:MET:SD	19:K:20:MET:HB2	2.34	0.67
9:A:962:G:H2'	9:A:963:U:C6	2.29	0.67
9:A:1248:G:O2'	25:Q:2:ARG:HA	1.95	0.67

*Continued on next page...*

*Continued from previous page...*

Atom-1	Atom-2	Interatomic distance (Å)	Clash overlap (Å)
9:A:1676:A:C2	9:A:1993:U:H5'	2.30	0.67
9:A:2440:C:H6	9:A:2440:C:C5'	2.04	0.67
19:K:108:ARG:HG2	19:K:108:ARG:NH1	1.98	0.67
20:L:92:LEU:HA	20:L:125:LEU:HD21	1.74	0.67
9:A:1510:G:H5'	9:A:1510:G:H8	1.60	0.67
9:A:1793:C:O2'	9:A:1794:A:H5'	1.94	0.67
9:A:2636:C:H2'	9:A:2637:U:H6	1.57	0.67
9:A:2800:A:O2'	9:A:2801:G:OP1	2.12	0.67
12:D:110:THR:CG2	12:D:171:THR:HG22	2.24	0.67
22:N:44:LEU:HD12	22:N:44:LEU:O	1.93	0.67
23:O:52:SER:OG	23:O:54:VAL:HG12	1.95	0.67
24:P:50:ARG:HH21	24:P:51:ASN:HA	1.59	0.67
27:S:51:LEU:O	27:S:55:ILE:HG13	1.94	0.67
29:U:42:LYS:HD3	29:U:42:LYS:N	2.08	0.67
9:A:1386:C:H2'	9:A:1387:A:C8	2.30	0.67
9:A:2402:U:H2'	9:A:2403:C:OP2	1.95	0.67
11:C:69:ASN:O	11:C:70:LYS:HB2	1.94	0.67
11:C:85:ASN:OD1	11:C:85:ASN:N	2.28	0.67
20:L:94:THR:HG22	20:L:95:LEU:N	2.10	0.67
21:M:78:LEU:HD23	21:M:79:ALA:N	2.10	0.67
25:Q:26:ALA:HB1	25:Q:30:VAL:HG23	1.77	0.67
31:W:18:LYS:HA	31:W:36:ILE:CD1	2.24	0.67
1:O:27:LEU:HD23	1:O:27:LEU:H	1.59	0.67
11:C:245:THR:OG1	11:C:249:VAL:HB	1.95	0.67
13:E:152:GLU:O	13:E:153:LEU:HG	1.95	0.67
25:Q:63:ARG:NH2	25:Q:96:ASP:CA	2.56	0.67
26:R:39:LEU:HA	26:R:49:ILE:HG21	1.77	0.67
27:S:21:ALA:HB1	27:S:74:ILE:HD13	1.77	0.67
31:W:37:VAL:C	31:W:38:ARG:CG	2.61	0.67
9:A:335:C:C5'	29:U:81:ARG:HD3	2.24	0.67
9:A:659:G:H21	13:E:30:GLN:HE22	1.43	0.67
9:A:1515:A:H2'	9:A:1516:G:O4'	1.95	0.67
9:A:1712:U:C2	9:A:1713:A:N7	2.63	0.67
9:A:1788:C:H2'	9:A:1789:A:H5'	1.75	0.67
9:A:2579:C:H2'	9:A:2580:U:H5'	1.77	0.67
14:F:121:PHE:HB3	14:F:162:ASP:OD2	1.95	0.67
15:G:148:ARG:HD2	15:G:163:TYR:CE2	2.30	0.67
20:L:100:ILE:HD12	20:L:101:ILE:HD13	1.77	0.67
22:N:24:MET:HG2	22:N:44:LEU:CD2	2.24	0.67
26:R:49:ILE:HG21	26:R:53:PHE:N	2.10	0.67
27:S:4:ILE:HG22	27:S:106:VAL:HG13	1.76	0.67

*Continued on next page...*



*Continued from previous page...*

Atom-1	Atom-2	Interatomic distance (Å)	Clash overlap (Å)
28:T:29:THR:HA	28:T:86:THR:N	2.09	0.67
2:1:8:ILE:HG23	2:1:51:ALA:CA	2.17	0.67
5:4:9:LYS:HD3	5:4:9:LYS:N	2.06	0.67
9:A:364:C:H2'	9:A:365:U:C6	2.30	0.67
9:A:2019:A:H4'	25:Q:33:VAL:HG21	1.75	0.67
14:F:16:MET:O	14:F:20:ASN:HA	1.95	0.67
25:Q:94:LEU:HD23	26:R:11:GLN:HB2	1.76	0.67
32:X:38:TRP:NE1	32:X:40:GLU:HB2	2.10	0.67
4:3:31:ILE:O	4:3:35:LYS:HE3	1.95	0.66
9:A:475:C:O2'	9:A:476:G:H5'	1.95	0.66
9:A:1510:G:O2'	9:A:1511:G:H5'	1.96	0.66
9:A:1585:C:O2'	9:A:1586:A:H5'	1.94	0.66
14:F:35:LEU:HD23	14:F:153:ILE:CG2	2.25	0.66
23:O:53:THR:HB	23:O:65:THR:HG22	1.77	0.66
9:A:914:G:H5''	9:A:914:G:H8	1.58	0.66
9:A:1071:G:H1'	9:A:1089:A:C5	2.31	0.66
9:A:1498:C:O2'	9:A:1499:C:C5'	2.44	0.66
9:A:1988:G:H2'	9:A:1989:G:H5'	1.77	0.66
9:A:2473:U:O2	9:A:2473:U:H2'	1.94	0.66
15:G:155:PRO:O	15:G:170:THR:HA	1.95	0.66
17:I:42:ASN:HA	17:I:45:THR:HB	1.78	0.66
18:J:44:TYR:CE2	25:Q:63:ARG:HD3	2.30	0.66
9:A:1253:A:H3'	9:A:1254:A:C5'	2.24	0.66
9:A:2331:G:O2'	9:A:2336:A:N1	2.28	0.66
12:D:182:ALA:C	12:D:184:ARG:N	2.46	0.66
19:K:76:VAL:C	19:K:77:ILE:HD12	2.15	0.66
24:P:92:ARG:HH11	24:P:92:ARG:HB2	1.61	0.66
26:R:49:ILE:CG1	26:R:51:VAL:O	2.43	0.66
28:T:32:LEU:H	28:T:83:ALA:CB	2.05	0.66
31:W:28:GLU:OE2	31:W:28:GLU:CA	2.43	0.66
32:X:38:TRP:HE1	32:X:40:GLU:HB2	1.61	0.66
9:A:1082:U:H5'	17:I:117:THR:O	1.94	0.66
9:A:1435:G:O2'	9:A:1436:G:H5'	1.95	0.66
9:A:1941:C:H2'	9:A:1942:C:C6	2.30	0.66
14:F:13:LYS:O	14:F:17:THR:HG23	1.95	0.66
9:A:151:C:H5'	9:A:1360:G:OP1	1.95	0.66
9:A:958:U:H6	9:A:958:U:C5'	2.01	0.66
9:A:2085:U:O2'	9:A:2086:U:H5'	1.94	0.66
9:A:2311:A:O3'	9:A:2312:U:C6	2.48	0.66
14:F:161:SER:OG	14:F:164:GLU:HG3	1.96	0.66
14:F:169:LEU:HD12	14:F:169:LEU:N	2.11	0.66

*Continued on next page...*



*Continued from previous page...*

Atom-1	Atom-2	Interatomic distance (Å)	Clash overlap (Å)
20:L:127:VAL:HG23	20:L:131:ALA:CB	2.26	0.66
24:P:33:GLU:CG	24:P:34:GLY:N	2.58	0.66
27:S:1:MET:HA	27:S:1:MET:CE	2.20	0.66
31:W:17:ALA:O	31:W:18:LYS:HB3	1.96	0.66
31:W:30:VAL:H	31:W:31:LEU:HD23	1.59	0.66
1:O:16:ARG:HG2	1:O:19:ASP:OD1	1.95	0.66
9:A:915:C:H5''	9:A:915:C:C6	2.30	0.66
9:A:1425:G:C2'	9:A:1426:G:H5'	2.26	0.66
9:A:2080:A:H5'	32:X:18:SER:CB	2.26	0.66
9:A:2152:G:O2'	9:A:2153:C:C5'	2.43	0.66
11:C:39:SER:C	11:C:41:GLY:H	1.97	0.66
11:C:79:ARG:NH2	11:C:92:LEU:CD2	2.58	0.66
18:J:36:LEU:HD21	18:J:122:LEU:HB2	1.78	0.66
23:O:88:LYS:CE	23:O:116:GLN:NE2	2.58	0.66
30:V:44:HIS:HE1	30:V:86:LEU:H	1.41	0.66
31:W:39:GLN:HG2	31:W:41:GLY:N	2.05	0.66
2:1:35:LEU:O	2:1:35:LEU:HD23	1.96	0.66
9:A:77:G:OP1	33:Y:52:ARG:HD3	1.96	0.66
9:A:132:G:O2'	9:A:133:U:H5'	1.95	0.66
9:A:1416:G:O2'	9:A:1417:C:O5'	2.14	0.66
9:A:2038:G:H2'	9:A:2039:U:O4'	1.95	0.66
9:A:2704:C:H5''	9:A:2705:A:OP2	1.96	0.66
11:C:166:ARG:CG	11:C:166:ARG:O	2.44	0.66
12:D:94:GLN:O	12:D:95:SER:HB2	1.96	0.66
13:E:175:ILE:HG23	13:E:175:ILE:O	1.96	0.66
14:F:107:VAL:N	14:F:108:PRO:CD	2.58	0.66
24:P:25:VAL:N	24:P:85:VAL:O	2.25	0.66
27:S:24:ILE:HG12	27:S:36:LEU:HD11	1.77	0.66
31:W:24:ARG:CB	31:W:65:LYS:HD3	2.22	0.66
33:Y:6:LEU:O	33:Y:7:ARG:HB3	1.94	0.66
9:A:84:A:H62	9:A:101:A:H2	1.42	0.66
9:A:289:G:H2'	9:A:290:U:O4'	1.96	0.66
9:A:726:G:O2'	9:A:727:A:OP2	2.11	0.66
9:A:836:G:H5''	9:A:837:C:OP2	1.94	0.66
9:A:869:G:O2'	21:M:8:LYS:CD	2.44	0.66
9:A:1624:U:H2'	9:A:1625:C:H6	1.59	0.66
9:A:1820:U:C2	11:C:200:MET:HG3	2.31	0.66
14:F:129:MET:CG	14:F:153:ILE:HD11	2.26	0.66
23:O:62:LEU:HD23	23:O:70:ALA:HA	1.78	0.66
9:A:63:A:H5'	9:A:63:A:H8	1.60	0.66
9:A:1734:G:C4	9:A:1735:A:N7	2.64	0.66

*Continued on next page...*

*Continued from previous page...*

Atom-1	Atom-2	Interatomic distance (Å)	Clash overlap (Å)
9:A:1842:G:H2'	9:A:1843:C:C6	2.31	0.66
9:A:1970:A:H4'	9:A:1971:U:O5'	1.94	0.66
9:A:2346:A:H3'	9:A:2347:C:H5''	1.77	0.66
19:K:76:VAL:HB	24:P:72:VAL:CG2	2.26	0.66
20:L:94:THR:CG2	20:L:95:LEU:N	2.58	0.66
21:M:36:VAL:HG12	21:M:127:LYS:O	1.96	0.66
21:M:132:THR:HG22	21:M:133:LYS:N	2.10	0.66
22:N:103:ARG:HB2	22:N:110:MET:CE	2.10	0.66
28:T:19:LYS:O	28:T:23:ALA:N	2.26	0.66
28:T:39:THR:HB	28:T:42:GLU:CB	2.24	0.66
28:T:48:GLN:HA	28:T:48:GLN:NE2	2.08	0.66
31:W:28:GLU:HG3	31:W:29:SER:N	2.11	0.66
3:2:18:PHE:O	3:2:22:MET:HB2	1.96	0.66
9:A:1056:G:HO2'	9:A:1086:A:H1'	1.59	0.66
9:A:1474:U:H2'	9:A:1475:G:H5'	1.77	0.66
9:A:2352:A:N1	31:W:30:VAL:HG21	2.11	0.66
9:A:2671:G:C2'	9:A:2672:U:H5'	2.26	0.66
15:G:93:TYR:CD2	15:G:106:LEU:HA	2.31	0.66
19:K:10:VAL:HG21	19:K:16:ALA:HB1	1.78	0.66
21:M:12:MET:CE	21:M:71:LYS:HG3	2.26	0.66
31:W:9:THR:CG2	31:W:10:ARG:HH11	2.08	0.66
31:W:49:ASN:ND2	31:W:49:ASN:C	2.49	0.66
33:Y:39:GLN:HG3	33:Y:42:LEU:HD22	1.77	0.66
9:A:706:A:OP1	11:C:6:LYS:HE3	1.96	0.65
9:A:1045:C:C3'	9:A:1046:A:H5'	2.25	0.65
9:A:1414:C:C5	9:A:1415:U:H5	2.13	0.65
9:A:2540:C:H2'	9:A:2541:A:C5'	2.25	0.65
12:D:48:ILE:HG23	12:D:84:LEU:HD21	1.78	0.65
18:J:44:TYR:CD1	18:J:44:TYR:C	2.69	0.65
22:N:8:ARG:HD2	22:N:43:GLU:HG3	1.77	0.65
31:W:19:ARG:HA	31:W:34:SER:HA	1.78	0.65
9:A:856:G:H1'	31:W:23:LYS:CB	2.26	0.65
9:A:962:G:H2'	9:A:963:U:H6	1.61	0.65
9:A:1079:C:C4	9:A:1088:A:C2	2.84	0.65
9:A:1080:A:O2'	17:I:126:ARG:HG2	1.96	0.65
9:A:2476:A:C2'	9:A:2477:U:H5'	2.26	0.65
15:G:8:VAL:HG12	15:G:9:VAL:H	1.61	0.65
25:Q:4:LYS:CE	25:Q:7:VAL:HG13	2.26	0.65
25:Q:39:ILE:O	25:Q:43:GLN:HG2	1.95	0.65
28:T:50:LEU:O	28:T:51:PHE:HB2	1.96	0.65
30:V:39:ALA:C	30:V:40:ILE:HD13	2.17	0.65

*Continued on next page...*

*Continued from previous page...*

Atom-1	Atom-2	Interatomic distance (Å)	Clash overlap (Å)
31:W:37:VAL:HG13	31:W:55:ASP:C	2.15	0.65
9:A:1654:A:H1'	12:D:118:PHE:CE1	2.31	0.65
9:A:2315:G:O2'	9:A:2316:G:H5'	1.97	0.65
20:L:93:ASN:HD22	20:L:93:ASN:C	2.00	0.65
25:Q:81:GLY:CA	25:Q:116:LEU:CD1	2.74	0.65
28:T:86:THR:O	28:T:87:LEU:HD23	1.97	0.65
32:X:5:GLN:NE2	32:X:49:ARG:H	1.91	0.65
32:X:30:PRO:O	32:X:32:LEU:HD13	1.96	0.65
32:X:46:VAL:HG21	32:X:67:LEU:HD11	1.78	0.65
9:A:1071:G:H1'	9:A:1089:A:C8	2.32	0.65
9:A:1980:G:HO2'	9:A:1982:U:H5	1.44	0.65
9:A:2199:A:H3'	9:A:2200:C:H6	1.61	0.65
9:A:2431:U:H6	9:A:2431:U:C5'	2.03	0.65
16:H:27:ARG:NH1	16:H:38:PRO:HG3	2.12	0.65
18:J:44:TYR:HD1	18:J:44:TYR:C	1.98	0.65
19:K:35:VAL:HG12	19:K:36:GLY:N	2.10	0.65
28:T:28:ASN:HA	28:T:91:GLN:NE2	2.12	0.65
28:T:39:THR:O	28:T:40:LYS:HB2	1.95	0.65
5:4:9:LYS:CD	5:4:9:LYS:N	2.55	0.65
9:A:215:G:C4'	9:A:216:A:H4'	2.27	0.65
9:A:1059:G:H5''	9:A:1060:U:H3'	1.79	0.65
9:A:1680:U:H2'	9:A:1681:G:O4'	1.96	0.65
9:A:2134:A:N6	9:A:2157:G:C5	2.65	0.65
9:A:2791:G:H5''	9:A:2791:G:H8	1.61	0.65
13:E:7:ASP:O	13:E:9:GLN:N	2.30	0.65
14:F:133:GLU:H	14:F:150:GLY:HA3	1.62	0.65
24:P:50:ARG:HD2	24:P:51:ASN:CA	2.25	0.65
31:W:8:SER:O	31:W:9:THR:HG22	1.96	0.65
31:W:18:LYS:N	31:W:36:ILE:HG12	2.12	0.65
33:Y:32:ALA:HA	33:Y:37:LEU:HB3	1.78	0.65
9:A:1059:G:O2'	17:I:128:ILE:HD13	1.96	0.65
9:A:2197:U:O2'	9:A:2198:A:C2'	2.44	0.65
9:A:2726:A:O2'	9:A:2727:A:H5'	1.96	0.65
13:E:1:MET:HG2	13:E:14:VAL:HG23	1.78	0.65
18:J:43:GLU:O	18:J:45:THR:N	2.30	0.65
21:M:53:MET:HE2	21:M:120:ALA:CB	2.26	0.65
9:A:1059:G:H1'	17:I:127:SER:HB2	1.78	0.65
9:A:1681:G:O2'	9:A:1762:A:H1'	1.96	0.65
11:C:68:ARG:HD3	11:C:103:ILE:CD1	2.16	0.65
14:F:134:GLN:O	14:F:136:ILE:N	2.28	0.65
23:O:28:VAL:HG23	23:O:106:LEU:HD21	1.78	0.65

*Continued on next page...*

*Continued from previous page...*

Atom-1	Atom-2	Interatomic distance (Å)	Clash overlap (Å)
2:1:3:GLY:O	2:1:5:ARG:N	2.24	0.65
9:A:475:C:C4	9:A:481:G:O6	2.49	0.65
12:D:69:ALA:HA	12:D:73:VAL:CG1	2.25	0.65
21:M:21:ALA:CB	21:M:100:LYS:N	2.60	0.65
28:T:54:GLU:OE1	28:T:88:LYS:HG3	1.96	0.65
9:A:485:C:H2'	9:A:486:C:C6	2.32	0.65
9:A:548:G:H8	9:A:548:G:H3'	1.61	0.65
9:A:2188:U:H2'	9:A:2189:U:C6	2.30	0.65
9:A:2439:A:H1'	9:A:2587:A:OP1	1.96	0.65
11:C:39:SER:O	11:C:41:GLY:N	2.30	0.65
15:G:60:GLY:O	15:G:61:TRP:CB	2.45	0.65
15:G:104:LEU:CB	15:G:112:VAL:HG21	2.26	0.65
24:P:28:LYS:HE3	24:P:82:SER:OG	1.96	0.65
27:S:37:THR:HB	27:S:38:TYR:CD1	2.32	0.65
9:A:646:U:C3'	9:A:647:G:H5''	2.27	0.65
9:A:1539:U:H2'	9:A:1540:G:H8	1.62	0.65
9:A:1941:C:H6	9:A:1941:C:C5'	2.06	0.65
14:F:109:ARG:HB3	14:F:136:ILE:HG22	1.79	0.65
20:L:78:ARG:HB3	20:L:113:ALA:HB3	1.77	0.65
28:T:40:LYS:N	28:T:43:ILE:CG2	2.60	0.65
28:T:73:ARG:HB3	28:T:73:ARG:CZ	2.25	0.65
29:U:48:VAL:O	29:U:53:GLN:HB3	1.97	0.65
31:W:23:LYS:HD2	31:W:24:ARG:CB	2.27	0.65
9:A:747:U:C4	9:A:2613:U:C5	2.85	0.64
9:A:1338:G:O2'	9:A:1339:G:H5'	1.97	0.64
9:A:2491:U:H5''	9:A:2570:G:H5''	1.79	0.64
14:F:131:VAL:CG2	14:F:151:LEU:CD1	2.75	0.64
14:F:142:TYR:O	14:F:145:VAL:HG22	1.97	0.64
19:K:63:VAL:HG22	19:K:107:LEU:HD22	1.80	0.64
20:L:55:MET:HA	20:L:55:MET:HE3	1.78	0.64
20:L:87:GLY:O	20:L:89:VAL:N	2.29	0.64
23:O:58:ILE:O	23:O:59:ALA:CB	2.44	0.64
24:P:13:LYS:HE3	24:P:75:THR:O	1.97	0.64
26:R:49:ILE:HG13	26:R:51:VAL:O	1.97	0.64
32:X:5:GLN:HE21	32:X:49:ARG:N	1.91	0.64
9:A:404:A:H1'	9:A:405:U:OP2	1.96	0.64
9:A:1644:C:C2'	9:A:1645:G:H5'	2.26	0.64
9:A:1654:A:O2'	12:D:118:PHE:CD1	2.48	0.64
9:A:2292:U:H2'	9:A:2293:G:C8	2.31	0.64
11:C:245:THR:HB	11:C:247:TRP:CE3	2.33	0.64
18:J:25:LEU:C	18:J:25:LEU:CD2	2.63	0.64

*Continued on next page...*

*Continued from previous page...*

Atom-1	Atom-2	Interatomic distance (Å)	Clash overlap (Å)
20:L:68:SER:O	20:L:69:ARG:HB2	1.97	0.64
23:O:106:LEU:HD12	23:O:106:LEU:O	1.97	0.64
24:P:52:ARG:H	24:P:56:SER:HB3	1.63	0.64
29:U:73:ASN:O	29:U:75:ALA:N	2.27	0.64
31:W:19:ARG:NH2	31:W:22:VAL:HG21	2.12	0.64
2:1:16:THR:CG2	2:1:41:VAL:CG2	2.75	0.64
5:4:13:ASN:H	5:4:13:ASN:ND2	1.95	0.64
9:A:617:G:C2'	9:A:618:G:H5'	2.27	0.64
9:A:1842:G:O4'	11:C:242:HIS:CE1	2.49	0.64
9:A:2266:A:H4'	9:A:2267:A:O5'	1.98	0.64
9:A:2339:C:H2'	9:A:2340:A:H8	1.63	0.64
9:A:2408:U:H2'	9:A:2409:G:C8	2.33	0.64
9:A:2801:G:O2'	9:A:2802:G:H5'	1.96	0.64
9:A:2889:C:H2'	9:A:2890:G:O5'	1.98	0.64
19:K:98:ARG:O	19:K:99:ILE:HD13	1.97	0.64
26:R:58:VAL:HG12	26:R:102:SER:HB2	1.78	0.64
28:T:8:LEU:N	28:T:8:LEU:CD2	2.60	0.64
30:V:80:HIS:CD2	30:V:82:TYR:H	2.15	0.64
31:W:70:VAL:O	31:W:70:VAL:HG13	1.96	0.64
9:A:309:A:O3'	29:U:15:GLY:HA2	1.98	0.64
9:A:1190:G:H5''	20:L:32:GLY:HA2	1.79	0.64
9:A:1733:G:HO2'	9:A:1734:G:H8	1.44	0.64
9:A:1735:A:O2'	9:A:1736:U:C5'	2.45	0.64
9:A:2492:U:H2'	9:A:2493:U:H6	1.61	0.64
10:B:24:G:N7	10:B:56:G:H2'	2.13	0.64
12:D:174:SER:O	12:D:175:LEU:CB	2.44	0.64
13:E:112:LEU:HD13	13:E:186:VAL:CG1	2.26	0.64
18:J:7:LYS:O	18:J:11:VAL:HG23	1.98	0.64
21:M:114:ARG:HA	21:M:130:PHE:CE1	2.31	0.64
29:U:42:LYS:HA	29:U:58:VAL:O	1.98	0.64
31:W:30:VAL:HG23	31:W:60:ALA:O	1.98	0.64
9:A:274:C:H2'	9:A:275:C:H6	1.63	0.64
9:A:898:C:C2'	9:A:899:A:H5'	2.27	0.64
9:A:1475:G:O2'	9:A:1476:U:P	2.56	0.64
20:L:93:ASN:HD22	20:L:94:THR:H	1.43	0.64
21:M:10:ARG:NH2	21:M:89:VAL:HB	2.13	0.64
22:N:33:ILE:HG12	22:N:118:ARG:CZ	2.27	0.64
30:V:41:GLU:C	30:V:42:LEU:HD23	2.18	0.64
33:Y:47:ARG:HH21	33:Y:47:ARG:CG	2.01	0.64
2:1:49:LYS:HG2	2:1:50:GLU:H	1.62	0.64
3:2:26:ASN:OD1	9:A:682:G:H5'	1.98	0.64

*Continued on next page...*

*Continued from previous page...*

Atom-1	Atom-2	Interatomic distance (Å)	Clash overlap (Å)
9:A:571:U:H4'	9:A:572:A:OP1	1.98	0.64
9:A:1141:U:C6	18:J:65:THR:CG2	2.81	0.64
9:A:1416:G:O2'	9:A:1417:C:H6	1.81	0.64
9:A:1682:G:H2'	9:A:1683:U:C6	2.32	0.64
9:A:1775:U:H2'	9:A:1776:G:O5'	1.98	0.64
9:A:2544:G:O2'	9:A:2545:G:H5'	1.97	0.64
10:B:12:C:H4'	10:B:13:G:OP1	1.97	0.64
19:K:88:ASN:HD22	19:K:90:ASN:H	1.44	0.64
21:M:35:ALA:O	21:M:36:VAL:CG1	2.44	0.64
28:T:1:MET:HB2	28:T:2:ILE:HD13	1.78	0.64
9:A:37:C:O2'	9:A:38:A:H5'	1.98	0.64
9:A:544:C:N3	9:A:548:G:OP1	2.30	0.64
9:A:1499:C:H2'	9:A:1500:G:H8	1.62	0.64
12:D:35:THR:OG1	12:D:49:GLN:HG2	1.98	0.64
15:G:31:GLU:O	15:G:31:GLU:HG3	1.97	0.64
15:G:63:GLN:OE1	15:G:63:GLN:HA	1.98	0.64
20:L:66:PHE:CD1	20:L:66:PHE:C	2.70	0.64
21:M:57:VAL:HA	21:M:112:LEU:HD21	1.80	0.64
25:Q:63:ARG:NH1	25:Q:96:ASP:CA	2.30	0.64
25:Q:87:VAL:O	25:Q:88:GLU:CB	2.46	0.64
32:X:38:TRP:CB	32:X:45:PHE:HE2	2.05	0.64
32:X:50:VAL:CG1	32:X:51:SER:N	2.60	0.64
9:A:93:G:O2'	9:A:94:A:H5'	1.97	0.64
9:A:580:U:H2'	9:A:581:C:H6	1.61	0.64
9:A:1935:G:H1	9:A:1962:C:H2'	1.62	0.64
9:A:2352:A:C3'	9:A:2353:G:H5'	2.25	0.64
9:A:2520:C:O2'	9:A:2521:C:H5'	1.98	0.64
11:C:91:ALA:HB3	11:C:103:ILE:HG22	1.79	0.64
11:C:203:VAL:O	11:C:204:LEU:HB2	1.96	0.64
13:E:119:ILE:HD11	13:E:187:VAL:HA	1.74	0.64
14:F:37:MET:HE3	14:F:151:LEU:HB3	1.79	0.64
18:J:32:LEU:O	18:J:36:LEU:HB2	1.97	0.64
18:J:140:LEU:C	18:J:140:LEU:HD13	2.18	0.64
27:S:84:ARG:HB2	27:S:96:ILE:HD11	1.80	0.64
31:W:28:GLU:CD	31:W:29:SER:H	2.02	0.64
31:W:39:GLN:O	31:W:41:GLY:N	2.31	0.64
34:Z:6:ILE:O	34:Z:35:VAL:HG12	1.97	0.64
34:Z:40:THR:HG23	34:Z:43:ILE:H	1.62	0.64
9:A:1654:A:H2'	9:A:1655:A:H8	1.63	0.64
9:A:1906:G:H2'	9:A:1907:G:O5'	1.97	0.64
9:A:2796:U:H3	9:A:2799:A:H61	1.46	0.64

*Continued on next page...*

*Continued from previous page...*

Atom-1	Atom-2	Interatomic distance (Å)	Clash overlap (Å)
12:D:53:GLY:HA3	12:D:77:ARG:HB2	1.79	0.64
15:G:132:LEU:CD1	15:G:143:VAL:HG12	2.27	0.64
15:G:148:ARG:HA	15:G:161:VAL:CG1	2.27	0.64
30:V:26:PHE:HB2	30:V:27:PRO:CD	2.28	0.64
34:Z:3:THR:HA	34:Z:38:GLU:HA	1.80	0.64
5:4:15:LYS:O	5:4:16:ILE:HB	1.98	0.64
9:A:528:A:H2	9:A:2043:C:C5'	2.10	0.64
9:A:1820:U:C2	11:C:200:MET:CG	2.80	0.64
11:C:80:LEU:HD11	11:C:109:LEU:CG	2.27	0.64
11:C:144:GLU:HA	11:C:151:GLY:HA2	1.80	0.64
12:D:68:PHE:CD2	12:D:75:ALA:HA	2.32	0.64
13:E:24:ASN:O	13:E:28:VAL:HG12	1.98	0.64
23:O:105:ALA:O	23:O:106:LEU:HB3	1.96	0.64
9:A:1866:A:H2'	9:A:1867:G:O4'	1.98	0.63
11:C:106:PRO:CB	11:C:141:HIS:CE1	2.74	0.63
11:C:229:HIS:CD2	11:C:246:PRO:HA	2.33	0.63
12:D:8:LYS:HB2	12:D:201:LEU:CD2	2.28	0.63
12:D:182:ALA:O	12:D:184:ARG:N	2.31	0.63
13:E:153:LEU:C	13:E:153:LEU:HD12	2.19	0.63
18:J:44:TYR:CD2	25:Q:63:ARG:HG2	2.32	0.63
19:K:19:VAL:HG22	19:K:41:ILE:CG1	2.26	0.63
26:R:41:ILE:O	26:R:46:GLU:HB2	1.98	0.63
31:W:17:ALA:O	31:W:18:LYS:CB	2.46	0.63
31:W:23:LYS:NZ	31:W:24:ARG:CG	2.61	0.63
3:2:24:THR:HG23	3:2:27:GLY:H	1.61	0.63
4:3:33:THR:HG23	4:3:34:LYS:N	2.12	0.63
9:A:277:G:C8	9:A:361:G:O6	2.51	0.63
9:A:712:G:H2'	9:A:713:G:H5'	1.80	0.63
9:A:1417:C:H2'	9:A:1418:G:C8	2.33	0.63
9:A:1799:G:N2	11:C:153:LEU:HD23	2.13	0.63
11:C:12:ARG:CG	11:C:12:ARG:NH1	2.53	0.63
11:C:180:MET:HG3	11:C:268:ARG:NH1	2.13	0.63
12:D:8:LYS:HB2	12:D:201:LEU:HD21	1.79	0.63
12:D:149:ASN:CG	12:D:150:GLN:H	2.00	0.63
15:G:132:LEU:N	15:G:132:LEU:HD23	2.13	0.63
16:H:21:VAL:HG21	16:H:25:TYR:HD2	1.64	0.63
16:H:44:ILE:O	16:H:48:GLU:HB2	1.97	0.63
16:H:53:GLU:HG2	16:H:53:GLU:O	1.98	0.63
19:K:1:MET:HE3	19:K:32:TYR:CD1	2.34	0.63
25:Q:63:ARG:NH2	25:Q:96:ASP:N	2.37	0.63
25:Q:85:ALA:O	25:Q:88:GLU:HB2	1.98	0.63

*Continued on next page...*



*Continued from previous page...*

Atom-1	Atom-2	Interatomic distance (Å)	Clash overlap (Å)
31:W:46:ALA:O	31:W:47:GLY:O	2.16	0.63
33:Y:9:LYS:HZ1	33:Y:10:SER:H	1.46	0.63
9:A:142:A:O2'	9:A:143:C:C6	2.52	0.63
9:A:417:C:H2'	9:A:418:C:C6	2.25	0.63
9:A:996:A:C4'	25:Q:91:ARG:HG2	2.26	0.63
9:A:2134:A:O2'	9:A:2135:A:H5''	1.99	0.63
12:D:121:THR:O	12:D:122:VAL:HB	1.98	0.63
13:E:79:ARG:CG	13:E:80:SER:N	2.51	0.63
15:G:104:LEU:O	15:G:112:VAL:HG22	1.99	0.63
18:J:88:THR:HG22	18:J:91:GLU:HB2	1.79	0.63
18:J:130:HIS:CD2	18:J:132:HIS:H	2.16	0.63
18:J:130:HIS:HD2	18:J:132:HIS:H	1.45	0.63
22:N:1:MET:O	22:N:2:ARG:CB	2.45	0.63
31:W:18:LYS:HA	31:W:36:ILE:HD11	1.81	0.63
31:W:28:GLU:HB3	31:W:31:LEU:CD1	2.28	0.63
33:Y:18:LEU:O	33:Y:22:LEU:CB	2.46	0.63
9:A:2334:U:H4'	9:A:2335:A:OP2	1.98	0.63
9:A:2654:A:H4'	9:A:2655:G:OP1	1.97	0.63
18:J:55:ILE:HG13	18:J:55:ILE:O	1.97	0.63
21:M:12:MET:HE2	21:M:71:LYS:HG3	1.80	0.63
28:T:27:SER:C	28:T:28:ASN:CG	2.57	0.63
9:A:638:G:H2'	9:A:639:U:C6	2.32	0.63
9:A:825:A:O2'	9:A:826:U:H5'	1.99	0.63
9:A:863:A:O2'	9:A:864:G:H5'	1.99	0.63
9:A:973:A:O4'	9:A:1188:U:C6	2.52	0.63
11:C:30:ALA:HB3	11:C:31:PRO:CD	2.29	0.63
12:D:5:VAL:H	12:D:32:ASN:ND2	1.90	0.63
12:D:47:ALA:HA	12:D:84:LEU:HG	1.81	0.63
15:G:168:VAL:O	15:G:170:THR:HG23	1.98	0.63
31:W:22:VAL:O	31:W:25:PHE:HD2	1.82	0.63
9:A:686:U:H2'	9:A:788:A:N1	2.13	0.63
9:A:1061:U:H1'	9:A:1070:A:H1'	1.81	0.63
9:A:1606:C:HO2'	9:A:1607:C:P	2.22	0.63
9:A:1875:G:HO2'	9:A:1876:A:H8	1.47	0.63
9:A:2151:U:O2'	9:A:2152:G:C5'	2.45	0.63
11:C:83:ASP:OD1	11:C:84:PRO:HD2	1.98	0.63
15:G:8:VAL:HG12	15:G:49:LEU:N	2.13	0.63
15:G:10:VAL:O	15:G:10:VAL:CG2	2.46	0.63
16:H:26:ALA:HA	16:H:30:LEU:HB2	1.79	0.63
19:K:61:VAL:HG22	19:K:87:LEU:HD11	1.80	0.63
20:L:19:LEU:HB2	20:L:27:LEU:HD22	1.81	0.63

*Continued on next page...*



*Continued from previous page...*

Atom-1	Atom-2	Interatomic distance (Å)	Clash overlap (Å)
30:V:51:GLN:HG2	30:V:86:LEU:HD11	1.80	0.63
33:Y:26:PHE:HD2	33:Y:29:ARG:HH11	1.45	0.63
9:A:287:G:H1	9:A:353:C:N4	1.96	0.63
9:A:563:A:C2	9:A:564:C:C2	2.87	0.63
9:A:611:C:H2'	9:A:612:G:C5'	2.28	0.63
9:A:748:G:OP2	27:S:88:ARG:HG3	1.99	0.63
9:A:1425:G:O2'	9:A:1426:G:H5'	1.99	0.63
9:A:1498:C:O2'	9:A:1499:C:H5'	1.97	0.63
9:A:2728:U:O2'	9:A:2729:G:C5'	2.46	0.63
31:W:39:GLN:O	31:W:40:ARG:C	2.37	0.63
32:X:77:TYR:O	32:X:77:TYR:CD1	2.52	0.63
9:A:84:A:H4'	9:A:85:G:O5'	1.98	0.63
9:A:503:A:H4'	9:A:504:A:O5'	1.98	0.63
9:A:754:U:H2'	9:A:755:U:C6	2.34	0.63
9:A:946:C:H2'	9:A:947:A:H8	1.64	0.63
9:A:2641:G:OP1	18:J:76:HIS:HE1	1.82	0.63
12:D:13:ARG:NH1	24:P:74:GLN:NE2	2.42	0.63
12:D:111:GLY:O	12:D:169:ARG:O	2.16	0.63
12:D:142:VAL:HG23	12:D:143:PRO:N	2.13	0.63
13:E:48:THR:HG22	13:E:86:ALA:HB3	1.79	0.63
13:E:73:ILE:O	13:E:73:ILE:HG12	1.98	0.63
14:F:105:ILE:CD1	14:F:138:PRO:HG2	2.28	0.63
14:F:129:MET:CG	14:F:153:ILE:CD1	2.74	0.63
19:K:95:ILE:C	19:K:95:ILE:CD1	2.64	0.63
23:O:62:LEU:CD2	23:O:70:ALA:HA	2.28	0.63
25:Q:86:SER:HB2	26:R:50:GLY:O	1.98	0.63
4:3:21:PHE:H	4:3:48:MET:CE	2.11	0.63
9:A:1074:G:O2'	9:A:1075:C:H6	1.82	0.63
9:A:1556:C:C2'	9:A:1557:C:H5'	2.28	0.63
9:A:1734:G:C4	9:A:1735:A:C8	2.86	0.63
9:A:2071:A:H2'	9:A:2072:C:C6	2.34	0.63
11:C:77:VAL:HG22	11:C:77:VAL:O	1.98	0.63
12:D:97:SER:OG	12:D:99:GLU:HG2	1.99	0.63
13:E:150:THR:HG23	13:E:153:LEU:H	1.62	0.63
14:F:7:TYR:CD2	14:F:11:VAL:CG1	2.78	0.63
14:F:169:LEU:CD1	14:F:169:LEU:H	2.12	0.63
15:G:8:VAL:HG13	15:G:9:VAL:N	2.14	0.63
24:P:33:GLU:N	24:P:36:LYS:O	2.32	0.63
29:U:100:GLU:O	29:U:101:THR:HB	1.99	0.63
32:X:29:LEU:N	32:X:29:LEU:CD2	2.61	0.63
9:A:1303:G:H2'	9:A:1304:A:H8	1.64	0.62

*Continued on next page...*

*Continued from previous page...*

Atom-1	Atom-2	Interatomic distance (Å)	Clash overlap (Å)
9:A:1579:A:O2'	9:A:1580:A:H5'	1.99	0.62
9:A:2339:C:H2'	9:A:2340:A:C8	2.32	0.62
11:C:20:ASN:C	11:C:20:ASN:ND2	2.50	0.62
12:D:4:LEU:HD13	12:D:100:LEU:HD23	1.81	0.62
2:1:33:LEU:HB3	2:1:51:ALA:HB1	1.81	0.62
9:A:503:A:H5'	9:A:505:A:OP1	1.98	0.62
9:A:974:G:C8	9:A:989:G:C2	2.86	0.62
9:A:1747:U:H2'	9:A:1748:C:H6	1.64	0.62
9:A:2816:G:O2'	9:A:2817:U:H5'	1.98	0.62
11:C:15:VAL:HG22	11:C:204:LEU:O	1.98	0.62
13:E:61:ARG:HH11	13:E:64:GLY:HA3	1.63	0.62
9:A:320:A:H4'	9:A:322:A:N7	2.13	0.62
9:A:1105:U:H2'	9:A:1106:G:H8	1.64	0.62
9:A:2847:U:H2'	9:A:2848:G:H5'	1.80	0.62
25:Q:27:ARG:HG3	25:Q:27:ARG:HH11	1.64	0.62
26:R:1:MET:HG3	26:R:1:MET:O	1.99	0.62
9:A:855:G:H1'	31:W:23:LYS:NZ	2.15	0.62
9:A:859:G:OP2	9:A:859:G:H8	1.82	0.62
9:A:995:C:H5'	9:A:995:C:C6	2.30	0.62
9:A:1023:U:C6	9:A:1023:U:H5'	2.35	0.62
11:C:182:LYS:O	11:C:183:VAL:HG23	1.99	0.62
14:F:39:VAL:HG13	14:F:40:GLY:N	2.13	0.62
17:I:71:LYS:HG2	17:I:72:THR:H	1.63	0.62
21:M:1:MET:O	21:M:2:LEU:HB2	1.99	0.62
9:A:2408:U:H2'	9:A:2409:G:H8	1.64	0.62
9:A:2495:G:C2'	9:A:2496:C:H5'	2.30	0.62
13:E:24:ASN:C	13:E:24:ASN:HD22	2.01	0.62
19:K:36:GLY:HA2	19:K:62:VAL:O	2.00	0.62
30:V:93:ARG:O	30:V:94:ALA:HB2	1.99	0.62
9:A:12:U:O2	9:A:12:U:H2'	1.97	0.62
9:A:13:A:O2'	9:A:15:G:N7	2.33	0.62
9:A:1022:G:C6	9:A:1141:U:C5	2.88	0.62
9:A:1110:G:O2'	9:A:1111:A:C8	2.41	0.62
9:A:1366:A:C2	9:A:1367:A:H1'	2.34	0.62
12:D:16:THR:CG2	12:D:20:VAL:HB	2.29	0.62
12:D:125:TRP:O	12:D:126:ASN:HB2	1.99	0.62
24:P:85:VAL:O	24:P:86:LYS:HB2	1.99	0.62
24:P:104:GLY:O	24:P:106:ALA:N	2.33	0.62
26:R:29:THR:C	26:R:63:VAL:HG22	2.20	0.62
9:A:137:U:H3	9:A:142:A:N6	1.98	0.62
9:A:1845:G:O2'	9:A:1846:G:H5'	2.00	0.62

*Continued on next page...*

*Continued from previous page...*

Atom-1	Atom-2	Interatomic distance (Å)	Clash overlap (Å)
9:A:1996:C:P	19:K:31:ARG:HH21	2.22	0.62
9:A:2214:C:H2'	9:A:2215:C:H6	1.65	0.62
10:B:17:C:O2'	10:B:18:G:H5'	1.99	0.62
25:Q:87:VAL:O	25:Q:88:GLU:HB3	2.00	0.62
27:S:24:ILE:HG23	27:S:71:VAL:HG11	1.80	0.62
9:A:405:U:H3'	9:A:406:G:H5'	1.82	0.62
9:A:574:A:H4'	9:A:575:A:O5'	1.99	0.62
9:A:855:G:C1'	31:W:23:LYS:HD3	2.29	0.62
9:A:1432:G:O2'	9:A:1433:A:H5'	1.99	0.62
9:A:2136:G:C2	9:A:2137:U:C4	2.87	0.62
11:C:16:VAL:N	11:C:203:VAL:HG11	2.14	0.62
12:D:33:ARG:HH21	12:D:51:THR:HG23	1.64	0.62
13:E:150:THR:CG2	13:E:153:LEU:HA	2.30	0.62
16:H:3:VAL:HA	16:H:37:VAL:O	2.00	0.62
16:H:8:LYS:O	16:H:9:VAL:HB	2.00	0.62
18:J:135:GLN:HA	18:J:135:GLN:HE21	1.64	0.62
19:K:21:CYS:CA	19:K:41:ILE:CD1	2.75	0.62
20:L:101:ILE:HG22	20:L:102:GLY:H	1.64	0.62
24:P:102:ARG:O	24:P:103:THR:CG2	2.48	0.62
9:A:1256:G:H2'	13:E:77:ILE:HD11	1.81	0.62
15:G:61:TRP:HA	15:G:61:TRP:CE3	2.34	0.62
19:K:18:ARG:HG3	19:K:18:ARG:NH1	2.11	0.62
26:R:42:ALA:CA	26:R:46:GLU:HB2	2.29	0.62
26:R:48:LYS:O	26:R:48:LYS:HD2	1.99	0.62
28:T:43:ILE:O	28:T:47:VAL:HG23	2.00	0.62
9:A:610:C:O2'	9:A:611:C:H5'	2.00	0.62
9:A:945:A:H5'	9:A:946:C:OP2	1.99	0.62
9:A:1287:A:OP2	22:N:103:ARG:CG	2.48	0.62
9:A:1428:C:C5	9:A:1569:A:H5''	2.35	0.62
9:A:1556:C:O2'	9:A:1557:C:H5'	2.00	0.62
9:A:2134:A:N6	9:A:2135:A:N6	2.47	0.62
9:A:2140:G:H8	9:A:2140:G:OP2	1.83	0.62
12:D:53:GLY:HA3	12:D:77:ARG:H	1.63	0.62
15:G:23:ILE:HG21	15:G:71:LEU:HD11	1.82	0.62
25:Q:97:ILE:HD11	25:Q:105:PHE:CB	2.30	0.62
28:T:39:THR:CG2	28:T:41:ALA:HB3	2.30	0.62
2:1:32:LYS:HG2	2:1:52:LYS:OXT	1.99	0.61
9:A:42:A:C3'	9:A:43:G:H5''	2.30	0.61
9:A:588:U:H1'	13:E:85:PHE:CD1	2.34	0.61
9:A:1656:C:H5''	12:D:141:ARG:HB2	1.82	0.61
9:A:1963:U:H6	9:A:1963:U:H3'	1.64	0.61

*Continued on next page...*

*Continued from previous page...*

Atom-1	Atom-2	Interatomic distance (Å)	Clash overlap (Å)
9:A:2720:U:OP1	24:P:52:ARG:NH2	2.33	0.61
13:E:143:LEU:HD13	13:E:146:VAL:HG11	1.82	0.61
14:F:167:ALA:O	14:F:170:ALA:HB3	1.99	0.61
21:M:77:PRO:HD2	21:M:80:VAL:HG11	1.81	0.61
25:Q:109:VAL:HG12	25:Q:113:LYS:HD2	1.81	0.61
27:S:73:LYS:HE3	27:S:73:LYS:C	2.19	0.61
32:X:44:ARG:CG	32:X:45:PHE:N	2.62	0.61
3:2:29:GLN:O	3:2:33:ARG:HG3	2.00	0.61
9:A:686:U:H2'	9:A:788:A:C2	2.35	0.61
9:A:1507:C:C2	9:A:1508:A:C2	2.88	0.61
9:A:1722:A:N6	9:A:1738:G:H1'	2.15	0.61
9:A:2405:G:H1'	9:A:2412:A:N6	2.15	0.61
9:A:2476:A:H2'	9:A:2477:U:H5'	1.81	0.61
9:A:2678:C:C2'	9:A:2679:A:H5'	2.30	0.61
9:A:2729:G:O2'	9:A:2730:C:H5'	2.00	0.61
12:D:45:TYR:N	12:D:45:TYR:CD1	2.68	0.61
14:F:35:LEU:HD23	14:F:153:ILE:HG21	1.81	0.61
15:G:1:SER:HA	15:G:5:LYS:HG3	1.81	0.61
18:J:4:PHE:N	18:J:44:TYR:OH	2.33	0.61
20:L:100:ILE:HD12	20:L:100:ILE:O	2.00	0.61
22:N:116:VAL:HG22	22:N:116:VAL:O	2.00	0.61
24:P:19:PHE:O	24:P:20:ARG:CB	2.32	0.61
25:Q:49:ARG:HG3	25:Q:49:ARG:HH11	1.65	0.61
26:R:49:ILE:C	26:R:51:VAL:O	2.38	0.61
4:3:21:PHE:H	4:3:48:MET:HE3	1.65	0.61
9:A:480:A:H2	9:A:499:U:O2	1.83	0.61
9:A:1836:C:H2'	9:A:1837:C:H5'	1.82	0.61
12:D:9:VAL:CG2	12:D:26:VAL:CG1	2.78	0.61
15:G:10:VAL:HG11	15:G:16:VAL:HG21	1.82	0.61
26:R:15:SER:O	26:R:18:GLN:HB3	2.00	0.61
29:U:17:ASP:HB3	29:U:20:LYS:HD2	1.82	0.61
29:U:17:ASP:O	29:U:19:GLY:N	2.32	0.61
31:W:18:LYS:CG	31:W:19:ARG:H	2.09	0.61
9:A:528:A:H8	9:A:528:A:H3'	1.65	0.61
9:A:666:A:H4'	20:L:48:ARG:HE	1.65	0.61
9:A:1746:A:H2'	9:A:1747:U:H6	1.65	0.61
18:J:25:LEU:HB2	18:J:62:VAL:HG21	1.83	0.61
22:N:44:LEU:HD11	22:N:48:VAL:CG2	2.31	0.61
30:V:6:ALA:HB2	30:V:42:LEU:HD22	1.82	0.61
1:0:2:VAL:HG23	9:A:2015:A:N1	2.15	0.61
9:A:634:C:O5'	9:A:634:C:H6	1.83	0.61

*Continued on next page...*

*Continued from previous page...*

Atom-1	Atom-2	Interatomic distance (Å)	Clash overlap (Å)
9:A:790:U:HO2'	9:A:791:C:P	2.22	0.61
9:A:1062:G:C2'	9:A:1063:G:C8	2.83	0.61
9:A:1171:G:C6	9:A:1172:C:C4	2.89	0.61
9:A:2269:G:O2'	31:W:18:LYS:HG2	2.01	0.61
9:A:2292:U:H2'	9:A:2293:G:H8	1.65	0.61
9:A:2505:G:O2'	9:A:2506:U:H6	1.84	0.61
11:C:132:ARG:HH12	11:C:169:ALA:HA	1.65	0.61
14:F:97:GLU:O	14:F:101:ARG:HG2	1.99	0.61
15:G:37:ASN:O	15:G:38:ASP:HB3	2.00	0.61
16:H:32:PRO:HA	32:X:38:TRP:HD1	1.65	0.61
21:M:1:MET:O	21:M:2:LEU:CB	2.49	0.61
22:N:103:ARG:HD3	22:N:110:MET:CE	2.29	0.61
4:3:56:LEU:CD2	4:3:56:LEU:N	2.63	0.61
9:A:1057:A:C2	9:A:1082:U:C2	2.88	0.61
9:A:1286:A:O2'	9:A:1288:G:OP2	2.18	0.61
9:A:1315:C:O2'	9:A:1316:U:H5'	2.00	0.61
9:A:1964:G:H4'	9:A:1965:C:OP2	1.99	0.61
9:A:2023:C:O2	9:A:2023:C:H2'	1.99	0.61
9:A:2520:C:C6	9:A:2567:G:H1'	2.36	0.61
9:A:2591:C:OP1	11:C:237:ARG:HG3	2.01	0.61
9:A:2663:G:H2'	9:A:2664:G:H8	1.65	0.61
9:A:2784:U:H2'	9:A:2785:C:C6	2.35	0.61
9:A:2820:A:O2'	9:A:2821:A:P	2.57	0.61
11:C:142:ASN:O	11:C:142:ASN:ND2	2.34	0.61
14:F:52:ALA:O	14:F:55:ASP:HB2	2.00	0.61
30:V:65:VAL:CG2	30:V:65:VAL:O	2.49	0.61
31:W:9:THR:CG2	31:W:10:ARG:NH1	2.64	0.61
32:X:50:VAL:HG12	32:X:51:SER:N	2.16	0.61
9:A:483:A:C8	9:A:484:C:C5	2.88	0.61
9:A:623:C:H2'	9:A:624:C:C6	2.36	0.61
9:A:712:G:C2'	9:A:713:G:H5'	2.29	0.61
9:A:910:A:C4	21:M:13:HIS:CE1	2.89	0.61
9:A:2075:U:H2'	9:A:2238:G:N2	2.16	0.61
9:A:2402:U:C2'	9:A:2403:C:OP2	2.48	0.61
10:B:49:C:OP1	23:O:102:ARG:HG3	2.00	0.61
12:D:62:LYS:HB2	12:D:63:PRO:HD3	1.82	0.61
15:G:33:THR:CA	15:G:34:ARG:HH11	2.12	0.61
25:Q:8:ILE:HD12	25:Q:8:ILE:C	2.21	0.61
26:R:10:LYS:HD3	26:R:10:LYS:N	2.15	0.61
9:A:34:U:H1'	9:A:35:G:OP1	2.01	0.61
9:A:610:C:C2'	9:A:611:C:H5'	2.31	0.61

*Continued on next page...*

*Continued from previous page...*

Atom-1	Atom-2	Interatomic distance (Å)	Clash overlap (Å)
9:A:613:A:H8	9:A:616:A:N1	1.95	0.61
9:A:1073:A:P	9:A:1073:A:C8	2.94	0.61
9:A:1098:A:H5'	9:A:1099:G:OP2	2.00	0.61
9:A:1204:A:H4'	9:A:1205:A:O5'	2.01	0.61
9:A:1392:A:H61	28:T:18:GLU:CD	2.04	0.61
9:A:1534:U:H5'	9:A:1535:A:OP1	2.00	0.61
9:A:1797:G:O3'	11:C:255:LYS:HA	2.00	0.61
11:C:14:HIS:O	11:C:203:VAL:HG11	2.00	0.61
11:C:252:LYS:HZ3	11:C:252:LYS:CB	2.14	0.61
12:D:9:VAL:HG21	12:D:26:VAL:CG1	2.30	0.61
12:D:98:VAL:O	12:D:99:GLU:C	2.38	0.61
14:F:98:PHE:O	14:F:102:LEU:HB2	2.00	0.61
15:G:83:THR:C	15:G:84:LYS:HE2	2.20	0.61
24:P:85:VAL:CG1	24:P:86:LYS:N	2.64	0.61
25:Q:86:SER:HB3	26:R:51:VAL:HG13	1.81	0.61
4:3:56:LEU:N	4:3:56:LEU:HD22	2.16	0.61
9:A:322:A:C5	9:A:340:A:C2	2.89	0.61
9:A:574:A:H2	12:D:150:GLN:HE22	1.48	0.61
9:A:1340:U:H3'	28:T:61:LEU:CD2	2.30	0.61
9:A:1501:G:C2'	9:A:1502:A:H5'	2.31	0.61
11:C:257:ARG:HG3	11:C:269:ARG:NH2	2.15	0.61
13:E:6:LYS:HG2	13:E:7:ASP:N	2.15	0.61
15:G:9:VAL:HA	15:G:48:THR:HA	1.82	0.61
17:I:120:ASP:HB3	17:I:123:ALA:HB3	1.83	0.61
19:K:5:GLN:O	19:K:6:THR:HB	2.01	0.61
19:K:77:ILE:N	19:K:77:ILE:CD1	2.64	0.61
19:K:113:MET:SD	19:K:116:ILE:CD1	2.89	0.61
21:M:34:LYS:HE3	21:M:131:VAL:HG11	1.83	0.61
22:N:10:LEU:O	22:N:12:ARG:HG3	2.01	0.61
7:6:7:ARG:CA	7:6:8:ASN:CA	2.78	0.61
9:A:572:A:C2	9:A:2033:A:C2	2.88	0.61
9:A:751:A:H5'	27:S:90:LYS:HA	1.83	0.61
9:A:1061:U:C5	17:I:9:LYS:HG3	2.36	0.61
9:A:2846:G:OP2	24:P:51:ASN:HB2	2.01	0.61
15:G:84:LYS:HG3	15:G:131:VAL:C	2.19	0.61
19:K:107:LEU:O	19:K:109:SER:N	2.32	0.61
31:W:23:LYS:HD2	31:W:24:ARG:CA	2.30	0.61
9:A:617:G:O2'	9:A:618:G:H5'	2.01	0.60
9:A:656:G:H2'	9:A:657:U:C6	2.35	0.60
9:A:1062:G:H2'	9:A:1063:G:C8	2.36	0.60
9:A:1106:G:C2	9:A:1107:G:C8	2.89	0.60

*Continued on next page...*

*Continued from previous page...*

Atom-1	Atom-2	Interatomic distance (Å)	Clash overlap (Å)
9:A:1809:A:H2'	9:A:1810:A:C8	2.36	0.60
9:A:1850:G:C6	9:A:1851:U:C4	2.89	0.60
10:B:45:A:HO2'	10:B:46:A:H5'	1.64	0.60
11:C:141:HIS:N	11:C:190:THR:O	2.29	0.60
14:F:4:HIS:O	14:F:7:TYR:HB3	2.00	0.60
14:F:147:ARG:HG3	14:F:148:VAL:N	2.16	0.60
18:J:44:TYR:HD2	25:Q:63:ARG:CD	2.07	0.60
21:M:1:MET:CE	21:M:2:LEU:N	2.64	0.60
24:P:28:LYS:HB2	24:P:82:SER:HB3	1.82	0.60
24:P:33:GLU:HB3	24:P:36:LYS:H	1.65	0.60
31:W:25:PHE:O	31:W:65:LYS:HA	2.01	0.60
4:3:5:THR:HG23	9:A:242:G:O2'	2.01	0.60
9:A:1277:G:C4'	22:N:20:MET:HE2	2.30	0.60
9:A:1494:A:C2	9:A:1495:A:C4	2.87	0.60
9:A:1673:G:C2'	9:A:1674:G:H5'	2.31	0.60
9:A:1867:G:HO2'	9:A:1868:C:H5'	1.60	0.60
32:X:34:SER:HA	32:X:48:LEU:O	2.01	0.60
1:0:39:ARG:HH11	1:0:39:ARG:CB	2.05	0.60
9:A:548:G:H3'	9:A:548:G:C8	2.37	0.60
9:A:687:C:H2'	9:A:688:U:C6	2.36	0.60
9:A:1061:U:H1'	9:A:1070:A:C1'	2.31	0.60
9:A:1081:U:OP2	9:A:1081:U:H6	1.84	0.60
9:A:1402:U:C2'	9:A:1403:A:O5'	2.49	0.60
9:A:1495:A:O2'	9:A:1496:A:H5'	2.01	0.60
9:A:1911:U:C2	9:A:1918:A:C2	2.89	0.60
9:A:2103:C:C2'	9:A:2104:C:H5'	2.30	0.60
10:B:40:U:O2	10:B:43:C:H3'	2.01	0.60
11:C:94:LEU:HD13	11:C:100:ARG:HD3	1.82	0.60
16:H:50:ARG:O	16:H:54:LEU:HB2	2.01	0.60
18:J:18:VAL:HG22	18:J:140:LEU:CD1	2.31	0.60
18:J:44:TYR:HA	25:Q:59:LEU:HD22	1.83	0.60
24:P:53:GLY:O	24:P:55:HIS:N	2.34	0.60
27:S:8:ARG:HB3	27:S:102:HIS:ND1	2.16	0.60
31:W:8:SER:O	31:W:9:THR:CG2	2.49	0.60
31:W:45:HIS:ND1	31:W:45:HIS:N	2.48	0.60
32:X:38:TRP:HE3	32:X:45:PHE:CE2	2.18	0.60
7:6:9:VAL:CA	7:6:10:ASP:CA	2.80	0.60
9:A:141:G:N1	28:T:2:ILE:CG2	2.65	0.60
9:A:250:G:H2'	9:A:251:A:H8	1.62	0.60
9:A:639:U:H2'	9:A:640:C:C6	2.36	0.60
9:A:960:A:H5''	9:A:961:C:OP2	2.02	0.60

*Continued on next page...*



*Continued from previous page...*

Atom-1	Atom-2	Interatomic distance (Å)	Clash overlap (Å)
9:A:1011:G:H5''	25:Q:76:SER:OG	2.01	0.60
9:A:1060:U:C5'	9:A:1061:U:H5'	2.30	0.60
9:A:1713:A:H4'	9:A:1714:U:OP1	1.99	0.60
9:A:2258:C:C2	9:A:2426:A:H4'	2.36	0.60
12:D:62:LYS:N	12:D:63:PRO:CD	2.64	0.60
15:G:4:ALA:HB2	15:G:65:GLY:HA2	1.82	0.60
16:H:31:VAL:HG13	16:H:36:ALA:O	2.01	0.60
18:J:72:LYS:HD3	18:J:74:TYR:CE1	2.37	0.60
22:N:12:ARG:HH21	22:N:12:ARG:CG	2.11	0.60
33:Y:43:LEU:O	33:Y:47:ARG:HB2	2.01	0.60
2:1:9:LYS:N	2:1:9:LYS:HD3	2.17	0.60
9:A:364:C:H2'	9:A:365:U:H6	1.65	0.60
9:A:368:A:C2'	9:A:369:U:H5'	2.32	0.60
9:A:754:U:H2'	9:A:755:U:H6	1.67	0.60
9:A:1033:U:H4'	9:A:1034:G:OP1	2.01	0.60
9:A:1405:U:H2'	9:A:1406:U:C6	2.36	0.60
9:A:2231:U:OP1	32:X:29:LEU:CD2	2.50	0.60
9:A:2310:C:C5	14:F:76:PHE:CZ	2.90	0.60
9:A:2773:C:OP1	12:D:171:THR:CG2	2.49	0.60
11:C:90:ILE:HA	11:C:104:LEU:O	2.01	0.60
13:E:41:GLN:HB2	13:E:43:THR:HG23	1.84	0.60
14:F:114:ARG:HD2	14:F:114:ARG:N	2.16	0.60
18:J:4:PHE:O	18:J:44:TYR:HE1	1.84	0.60
20:L:78:ARG:HB3	20:L:113:ALA:CB	2.31	0.60
27:S:59:GLU:HA	27:S:64:ALA:CA	2.32	0.60
28:T:32:LEU:HD23	28:T:32:LEU:N	2.16	0.60
9:A:42:A:H3'	9:A:43:G:H5''	1.82	0.60
9:A:142:A:H2'	9:A:143:C:C5	2.36	0.60
9:A:1026:G:O2'	9:A:1027:A:H5'	2.00	0.60
9:A:1416:G:HO2'	9:A:1417:C:H6	1.48	0.60
9:A:1461:C:O2'	9:A:1462:C:C5'	2.49	0.60
9:A:1698:A:H4'	9:A:1699:G:O5'	2.00	0.60
9:A:2485:G:H5''	21:M:45:GLN:HE22	1.67	0.60
9:A:2524:G:H2'	9:A:2525:G:O5'	2.01	0.60
11:C:140:VAL:HA	11:C:190:THR:O	2.01	0.60
12:D:172:VAL:O	12:D:173:GLN:CB	2.49	0.60
13:E:48:THR:OG1	13:E:50:ALA:HB3	2.01	0.60
18:J:3:THR:HG22	18:J:44:TYR:OH	2.02	0.60
19:K:88:ASN:ND2	19:K:90:ASN:H	1.99	0.60
25:Q:69:ARG:CB	25:Q:69:ARG:NH2	2.35	0.60
27:S:24:ILE:HG12	27:S:36:LEU:CD1	2.32	0.60

*Continued on next page...*



*Continued from previous page...*

Atom-1	Atom-2	Interatomic distance (Å)	Clash overlap (Å)
28:T:27:SER:C	28:T:28:ASN:ND2	2.55	0.60
32:X:31:ASN:OD1	32:X:33:HIS:NE2	2.34	0.60
9:A:141:G:H1	28:T:2:ILE:HG23	1.65	0.60
9:A:387:U:H4'	9:A:388:G:O5'	2.01	0.60
9:A:1252:G:C2	25:Q:32:ARG:HG2	2.37	0.60
9:A:1464:G:O2'	9:A:1465:G:H5'	2.01	0.60
9:A:1845:G:C2'	9:A:1846:G:H5'	2.31	0.60
15:G:36:LEU:HD22	15:G:36:LEU:N	2.17	0.60
15:G:93:TYR:CE2	15:G:106:LEU:HA	2.36	0.60
18:J:44:TYR:O	18:J:45:THR:CG2	2.49	0.60
30:V:17:SER:O	30:V:20:LEU:HB2	2.02	0.60
32:X:69:GLU:HA	32:X:72:ALA:HB3	1.84	0.60
34:Z:35:VAL:HG21	34:Z:37:ARG:NH1	2.16	0.60
9:A:792:A:N3	9:A:2072:C:O2'	2.30	0.60
9:A:962:G:O2'	9:A:963:U:H5'	2.01	0.60
9:A:1510:G:O2'	9:A:1511:G:C5'	2.50	0.60
9:A:2679:A:C2'	9:A:2680:U:O5'	2.49	0.60
9:A:2849:U:H4'	9:A:2868:A:C2	2.37	0.60
11:C:255:LYS:O	11:C:256:THR:HG23	2.02	0.60
15:G:22:VAL:HG22	15:G:36:LEU:HD11	1.82	0.60
20:L:101:ILE:HG23	20:L:102:GLY:N	2.17	0.60
23:O:59:ALA:C	23:O:61:GLN:H	2.04	0.60
24:P:87:ARG:CZ	24:P:111:GLU:HG3	2.32	0.60
30:V:80:HIS:CD2	30:V:83:LYS:N	2.42	0.60
31:W:24:ARG:HD3	31:W:25:PHE:N	2.16	0.60
9:A:92:U:H6	9:A:92:U:C5'	2.09	0.60
9:A:866:A:C8	9:A:866:A:C5'	2.65	0.60
9:A:1159:U:H2'	9:A:1160:G:H5'	1.83	0.60
9:A:2134:A:C6	9:A:2135:A:C6	2.89	0.60
11:C:136:VAL:HG23	11:C:166:ARG:NH1	2.17	0.60
14:F:7:TYR:HD2	14:F:11:VAL:HG11	1.60	0.60
28:T:32:LEU:O	28:T:34:VAL:HG13	2.02	0.60
29:U:102:ILE:O	29:U:102:ILE:HG13	2.01	0.60
9:A:325:G:O2'	9:A:326:G:H5'	2.02	0.60
9:A:1059:G:C6	9:A:1060:U:C4	2.90	0.60
9:A:1104:C:H2'	9:A:1105:U:C6	2.37	0.60
9:A:2214:C:H2'	9:A:2215:C:C6	2.37	0.60
9:A:2543:G:H2'	9:A:2544:G:C8	2.37	0.60
13:E:126:VAL:HG22	13:E:127:GLU:H	1.67	0.60
17:I:15:GLY:CA	17:I:50:LYS:HB3	2.28	0.60
17:I:105:LEU:HA	17:I:108:ILE:HB	1.84	0.60

*Continued on next page...*

*Continued from previous page...*

Atom-1	Atom-2	Interatomic distance (Å)	Clash overlap (Å)
20:L:77:ILE:HD13	20:L:108:ALA:HB1	1.84	0.60
21:M:68:PHE:C	21:M:68:PHE:CD2	2.74	0.60
31:W:24:ARG:CD	31:W:24:ARG:C	2.70	0.60
32:X:58:ILE:HD12	32:X:66:VAL:CG2	2.16	0.60
1:0:33:SER:HB2	1:0:35:GLU:HG3	1.84	0.59
2:1:27:ARG:O	2:1:30:PRO:HD3	2.02	0.59
4:3:30:HIS:CE1	4:3:31:ILE:CG2	2.85	0.59
5:4:25:VAL:C	5:4:26:ILE:HD13	2.22	0.59
9:A:855:G:H1'	31:W:23:LYS:CD	2.31	0.59
9:A:1076:C:H2'	9:A:1077:A:C8	2.33	0.59
9:A:1476:U:OP2	9:A:1476:U:C6	2.54	0.59
9:A:1499:C:HO2'	9:A:1500:G:H5'	1.66	0.59
9:A:1716:U:H2'	9:A:1717:A:C8	2.37	0.59
9:A:2415:G:H2'	9:A:2416:C:H6	1.66	0.59
9:A:2439:A:H4'	9:A:2440:C:O5'	2.02	0.59
9:A:2599:G:N7	11:C:234:GLY:HA2	2.16	0.59
9:A:2778:A:H4'	9:A:2779:U:OP2	2.02	0.59
12:D:92:VAL:O	12:D:92:VAL:HG12	2.02	0.59
14:F:43:ILE:HA	14:F:82:TYR:CE1	2.37	0.59
14:F:147:ARG:HG3	14:F:148:VAL:H	1.67	0.59
16:H:14:SER:OG	16:H:17:ASP:HB2	2.01	0.59
17:I:10:LEU:HD13	17:I:27:LEU:HA	1.84	0.59
20:L:110:VAL:CG1	20:L:131:ALA:CB	2.80	0.59
25:Q:40:LYS:HA	25:Q:43:GLN:HG3	1.83	0.59
25:Q:65:ASN:ND2	25:Q:69:ARG:NH2	2.38	0.59
27:S:36:LEU:HD23	27:S:48:LYS:CA	2.32	0.59
9:A:622:G:H2'	9:A:623:C:C6	2.37	0.59
9:A:705:A:H62	9:A:726:G:H1'	1.66	0.59
9:A:877:A:C6	9:A:899:A:C6	2.90	0.59
9:A:1115:G:O2'	9:A:1116:G:H8	1.84	0.59
9:A:1254:A:H5'	9:A:1254:A:H8	1.67	0.59
9:A:2133:G:P	9:A:2133:G:H21	2.26	0.59
9:A:2200:C:O2'	9:A:2201:G:H5'	2.02	0.59
9:A:2291:U:H2'	9:A:2292:U:C6	2.37	0.59
9:A:2636:C:H4'	12:D:81:GLU:OE2	2.02	0.59
9:A:2648:G:H2'	9:A:2649:C:C6	2.38	0.59
11:C:254:LYS:O	11:C:255:LYS:HB2	2.02	0.59
16:H:43:ASN:HD22	16:H:43:ASN:N	1.99	0.59
18:J:44:TYR:CD2	25:Q:63:ARG:CG	2.84	0.59
19:K:61:VAL:HG21	19:K:112:PHE:CE2	2.38	0.59
19:K:113:MET:CG	19:K:116:ILE:HD11	2.31	0.59

*Continued on next page...*

*Continued from previous page...*

Atom-1	Atom-2	Interatomic distance (Å)	Clash overlap (Å)
1:0:2:VAL:HG23	9:A:2015:A:C6	2.38	0.59
9:A:1113:U:C2	9:A:1114:C:C5	2.89	0.59
9:A:1338:G:O2'	28:T:18:GLU:HG2	2.02	0.59
9:A:2014:A:H2'	9:A:2015:A:C8	2.37	0.59
9:A:2405:G:O2'	9:A:2411:A:N6	2.35	0.59
9:A:2531:A:OP1	15:G:174:LYS:HG3	2.01	0.59
11:C:196:ASN:O	11:C:197:ALA:HB3	2.03	0.59
12:D:97:SER:O	12:D:99:GLU:CG	2.50	0.59
13:E:7:ASP:CG	13:E:8:ALA:H	2.06	0.59
14:F:35:LEU:CB	14:F:153:ILE:HG22	2.31	0.59
15:G:37:ASN:HB3	15:G:40:VAL:CG1	2.32	0.59
18:J:74:TYR:CD2	18:J:92:MET:HE1	2.36	0.59
24:P:112:ARG:O	24:P:113:LEU:HD23	2.02	0.59
26:R:90:ARG:O	26:R:91:GLN:CB	2.50	0.59
27:S:2:GLU:O	27:S:3:THR:HG22	2.01	0.59
28:T:1:MET:CB	28:T:2:ILE:HD13	2.33	0.59
31:W:37:VAL:HG12	31:W:38:ARG:N	2.16	0.59
31:W:40:ARG:N	31:W:56:HIS:HB3	2.17	0.59
1:0:24:VAL:C	1:0:25:THR:HG23	2.23	0.59
9:A:65:U:H2'	9:A:66:C:C6	2.36	0.59
9:A:478:A:N6	9:A:480:A:N6	2.49	0.59
9:A:1300:G:H5''	9:A:1301:A:H5'	1.85	0.59
9:A:1609:A:O2'	9:A:1610:A:H5''	2.02	0.59
9:A:1673:G:H2'	9:A:1674:G:H5'	1.84	0.59
9:A:1963:U:C3'	9:A:1963:U:C6	2.78	0.59
9:A:2076:U:O5'	9:A:2076:U:O2	2.20	0.59
9:A:2109:U:H2'	9:A:2110:G:H5'	1.85	0.59
9:A:2524:G:N2	9:A:2539:C:O2	2.34	0.59
12:D:16:THR:HG23	12:D:20:VAL:HB	1.85	0.59
15:G:8:VAL:HG12	15:G:9:VAL:N	2.17	0.59
15:G:23:ILE:HD12	15:G:23:ILE:N	2.17	0.59
19:K:71:ARG:HB2	19:K:72:PRO:CD	2.22	0.59
21:M:80:VAL:HG23	21:M:81:ARG:N	2.17	0.59
25:Q:91:ARG:NH2	25:Q:93:ILE:CD1	2.65	0.59
31:W:22:VAL:HG13	31:W:25:PHE:HE2	1.64	0.59
9:A:851:C:H2'	9:A:852:U:C6	2.38	0.59
9:A:1060:U:O4'	9:A:1062:G:H5''	2.03	0.59
9:A:1392:A:C6	9:A:1393:A:C6	2.90	0.59
9:A:2353:G:H1'	31:W:30:VAL:HG12	1.80	0.59
11:C:93:VAL:HG13	11:C:94:LEU:N	2.17	0.59
13:E:72:SER:C	13:E:74:LYS:H	2.06	0.59

*Continued on next page...*

Continued from previous page...

Atom-1	Atom-2	Interatomic distance (Å)	Clash overlap (Å)
14:F:30:VAL:CG1	14:F:96:TRP:CH2	2.85	0.59
22:N:103:ARG:CD	22:N:110:MET:HE1	2.33	0.59
24:P:92:ARG:O	24:P:92:ARG:CG	2.51	0.59
25:Q:91:ARG:HB3	25:Q:93:ILE:CG2	2.29	0.59
26:R:21:ARG:NH2	26:R:93:PHE:CE1	2.71	0.59
29:U:94:PHE:CD1	29:U:94:PHE:O	2.56	0.59
9:A:18:U:O3'	25:Q:22:GLY:HA2	2.03	0.59
9:A:216:A:H2'	9:A:217:A:H8	1.68	0.59
9:A:286:U:H2'	9:A:287:G:O4'	2.02	0.59
9:A:1419:A:H2'	9:A:1421:G:N7	2.17	0.59
9:A:1885:A:C2	9:A:1886:U:H1'	2.37	0.59
11:C:143:VAL:HG21	11:C:161:VAL:HG11	1.83	0.59
14:F:39:VAL:HG13	14:F:84:ILE:HD12	1.83	0.59
14:F:40:GLY:CA	14:F:84:ILE:CD1	2.69	0.59
18:J:13:ARG:O	18:J:14:ASP:HB2	2.02	0.59
22:N:65:LEU:HD11	22:N:69:ARG:HH21	1.66	0.59
24:P:50:ARG:HD3	24:P:56:SER:CA	2.33	0.59
29:U:38:ILE:O	29:U:40:LEU:HG	2.02	0.59
29:U:43:LYS:O	29:U:57:ILE:HA	2.03	0.59
9:A:287:G:H2'	9:A:288:U:C6	2.37	0.59
9:A:319:G:C4	9:A:333:G:N2	2.71	0.59
9:A:1456:G:C5	9:A:1457:U:C5	2.91	0.59
9:A:1505:A:C2'	9:A:1506:U:H5'	2.32	0.59
9:A:1836:C:C2'	9:A:1837:C:H5'	2.33	0.59
9:A:1882:U:O2'	9:A:1883:U:H5'	2.03	0.59
9:A:2080:A:H5'	32:X:18:SER:HB2	1.84	0.59
9:A:2199:A:H3'	9:A:2200:C:C6	2.36	0.59
9:A:2599:G:C2'	9:A:2600:A:H5'	2.33	0.59
13:E:147:LEU:HB2	13:E:186:VAL:HB	1.84	0.59
18:J:54:ILE:HD12	18:J:54:ILE:C	2.23	0.59
20:L:2:ARG:HA	20:L:5:THR:OG1	2.02	0.59
20:L:76:GLU:C	20:L:77:ILE:HD12	2.22	0.59
28:T:2:ILE:HD13	28:T:2:ILE:N	2.16	0.59
31:W:41:GLY:O	31:W:42:THR:C	2.41	0.59
9:A:22:C:C2'	9:A:23:G:O5'	2.51	0.59
9:A:309:A:H4'	29:U:15:GLY:HA2	1.84	0.59
9:A:1058:U:O2'	17:I:117:THR:HG23	2.02	0.59
9:A:1818:U:O2'	9:A:1819:A:OP2	2.18	0.59
11:C:24:HIS:CE1	11:C:25:LYS:O	2.55	0.59
23:O:111:ARG:C	23:O:113:ALA:H	2.05	0.59
2:1:9:LYS:NZ	2:1:50:GLU:OE2	2.33	0.59

Continued on next page...

*Continued from previous page...*

Atom-1	Atom-2	Interatomic distance (Å)	Clash overlap (Å)
5:4:4:ARG:HB2	9:A:2466:C:OP1	2.03	0.59
9:A:303:G:C5	9:A:304:U:C5	2.90	0.59
9:A:1113:U:H2'	9:A:1114:C:H6	1.68	0.59
9:A:1494:A:O2'	9:A:1495:A:C5'	2.50	0.59
11:C:139:THR:O	11:C:161:VAL:O	2.20	0.59
16:H:32:PRO:HA	32:X:38:TRP:CD1	2.37	0.59
18:J:124:VAL:O	18:J:125:TYR:CB	2.45	0.59
24:P:98:TYR:CE2	24:P:99:LEU:HD13	2.38	0.59
27:S:85:ILE:HG22	27:S:86:MET:N	2.17	0.59
31:W:47:GLY:C	31:W:49:ASN:H	2.05	0.59
2:1:16:THR:CG2	2:1:41:VAL:HG21	2.33	0.59
4:3:56:LEU:CD2	4:3:56:LEU:H	2.15	0.59
9:A:568:U:O2	9:A:570:G:C8	2.56	0.59
9:A:584:C:OP1	25:Q:5:ARG:HB3	2.03	0.59
9:A:588:U:H2'	9:A:589:U:C6	2.38	0.59
9:A:893:C:O2'	9:A:894:U:H5'	2.02	0.59
9:A:1132:U:H5'	18:J:84:ILE:HD13	1.84	0.59
9:A:1165:A:O2'	9:A:1166:G:H5'	2.03	0.59
9:A:1507:C:C6	9:A:1508:A:H2	2.21	0.59
9:A:1575:C:H2'	9:A:1576:U:O4'	2.03	0.59
9:A:1676:A:H2	9:A:1993:U:H5'	1.68	0.59
9:A:2681:C:C5	9:A:2724:U:C5	2.91	0.59
9:A:2747:G:O6	9:A:2755:C:H5'	2.03	0.59
12:D:169:ARG:O	12:D:170:VAL:CG1	2.48	0.59
14:F:131:VAL:HG22	14:F:151:LEU:H	1.68	0.59
26:R:49:ILE:HG22	26:R:53:PHE:C	2.23	0.59
30:V:6:ALA:HB1	30:V:40:ILE:HG22	1.85	0.59
9:A:221:A:H4'	9:A:222:A:O5'	2.03	0.58
9:A:455:C:N3	9:A:472:A:H2'	2.18	0.58
9:A:1070:A:C6	9:A:1097:U:H4'	2.38	0.58
9:A:1074:G:HO2'	9:A:1075:C:H6	1.48	0.58
15:G:137:LYS:C	15:G:140:ILE:HD11	2.20	0.58
16:H:38:PRO:HB2	16:H:40:THR:HG23	1.85	0.58
16:H:53:GLU:O	16:H:54:LEU:HD22	2.03	0.58
24:P:102:ARG:O	24:P:103:THR:HG22	2.02	0.58
9:A:988:A:C2'	9:A:989:G:O5'	2.51	0.58
9:A:2732:G:H8	9:A:2732:G:OP2	1.86	0.58
13:E:45:ALA:C	13:E:46:GLN:HG2	2.22	0.58
13:E:121:VAL:O	13:E:189:THR:HA	2.01	0.58
13:E:160:ALA:O	13:E:161:ALA:HB3	2.03	0.58
15:G:96:ALA:O	15:G:97:VAL:HB	2.03	0.58

*Continued on next page...*

*Continued from previous page...*

Atom-1	Atom-2	Interatomic distance (Å)	Clash overlap (Å)
16:H:29:PHE:O	16:H:33:GLN:HB3	2.02	0.58
21:M:108:VAL:HG13	21:M:109:PRO:HD2	1.85	0.58
23:O:4:LYS:O	23:O:8:ILE:HG13	2.02	0.58
28:T:20:ALA:O	28:T:22:THR:N	2.37	0.58
33:Y:18:LEU:O	33:Y:22:LEU:HB2	2.03	0.58
9:A:373:U:O2'	9:A:374:A:H5'	2.03	0.58
9:A:422:A:H2'	9:A:423:A:C8	2.37	0.58
9:A:790:U:O2'	9:A:791:C:O5'	2.20	0.58
9:A:1238:G:O2'	9:A:1239:G:H5'	2.03	0.58
9:A:1408:G:O2'	9:A:1409:U:H5'	2.03	0.58
9:A:1471:G:H2'	9:A:1472:C:H6	1.67	0.58
9:A:1761:C:C2'	9:A:1762:A:H5'	2.33	0.58
9:A:1801:A:C6	11:C:261:ARG:NH1	2.70	0.58
9:A:2555:U:C5	9:A:2556:C:C6	2.92	0.58
9:A:2674:G:H4'	19:K:30:ARG:HG3	1.84	0.58
11:C:78:GLU:OE1	11:C:100:ARG:NE	2.36	0.58
11:C:80:LEU:HD11	11:C:109:LEU:HB2	1.86	0.58
11:C:114:GLN:O	11:C:115:ILE:HD12	2.03	0.58
12:D:73:VAL:HG23	12:D:74:GLU:H	1.67	0.58
14:F:72:SER:H	14:F:80:GLN:HB2	1.68	0.58
14:F:172:PHE:O	14:F:173:ASP:C	2.41	0.58
31:W:47:GLY:N	31:W:80:SER:HB3	2.18	0.58
9:A:1858:A:H2'	9:A:1859:U:C5	2.38	0.58
9:A:1993:U:H4'	12:D:133:THR:CG2	2.33	0.58
9:A:2104:C:H2'	9:A:2105:U:O4'	2.03	0.58
9:A:2356:U:C4'	31:W:16:GLU:HG3	2.24	0.58
12:D:107:VAL:O	12:D:174:SER:O	2.22	0.58
15:G:83:THR:CA	15:G:84:LYS:CE	2.81	0.58
15:G:97:VAL:HG23	15:G:124:CYS:SG	2.44	0.58
18:J:25:LEU:HB2	18:J:62:VAL:CG2	2.34	0.58
30:V:2:PHE:CB	30:V:61:LEU:HD22	2.33	0.58
31:W:13:ARG:O	31:W:14:ASP:C	2.41	0.58
31:W:37:VAL:O	31:W:38:ARG:CG	2.51	0.58
2:1:29:LYS:HB3	2:1:29:LYS:NZ	2.19	0.58
3:2:9:VAL:HG13	9:A:1309:G:OP1	2.03	0.58
9:A:348:A:H2'	9:A:349:U:O4'	2.03	0.58
9:A:369:U:HO2'	9:A:370:G:P	2.26	0.58
9:A:693:A:H2'	9:A:694:U:O4'	2.04	0.58
9:A:1016:G:H2'	9:A:1017:G:O5'	2.04	0.58
10:B:2:G:N1	10:B:119:A:C2	2.72	0.58
13:E:148:ILE:HA	13:E:187:VAL:HB	1.85	0.58

*Continued on next page...*

*Continued from previous page...*

Atom-1	Atom-2	Interatomic distance (Å)	Clash overlap (Å)
15:G:59:ASP:O	15:G:60:GLY:C	2.42	0.58
19:K:39:ILE:HG22	19:K:60:ALA:O	2.02	0.58
22:N:75:ILE:HD12	22:N:75:ILE:O	2.03	0.58
23:O:111:ARG:HD3	23:O:111:ARG:C	2.24	0.58
24:P:105:LYS:HA	24:P:108:ARG:HH21	1.68	0.58
31:W:24:ARG:CZ	31:W:65:LYS:HE2	2.33	0.58
5:4:5:ALA:HB3	9:A:2466:C:H5'	1.85	0.58
9:A:68:G:N2	9:A:74:A:OP2	2.36	0.58
9:A:1106:G:N2	9:A:1107:G:H1'	2.18	0.58
9:A:1131:G:C8	18:J:77:HIS:CE1	2.91	0.58
9:A:1161:C:C2'	9:A:1162:G:O5'	2.52	0.58
9:A:1759:A:C8	9:A:2696:U:H1'	2.39	0.58
9:A:2531:A:P	15:G:174:LYS:HG3	2.44	0.58
9:A:2897:U:H2'	9:A:2898:U:C6	2.38	0.58
11:C:49:THR:HG22	11:C:50:THR:N	2.17	0.58
31:W:24:ARG:O	31:W:25:PHE:HB2	2.04	0.58
32:X:39:VAL:O	32:X:40:GLU:HB3	2.02	0.58
32:X:53:LYS:O	32:X:57:VAL:HG23	2.03	0.58
9:A:90:U:H2'	9:A:91:A:C8	2.38	0.58
9:A:138:U:C3'	9:A:139:U:H5'	2.32	0.58
9:A:528:A:C3'	9:A:528:A:C8	2.87	0.58
9:A:2352:A:C2	31:W:30:VAL:CG1	2.87	0.58
13:E:154:ASP:OD2	13:E:154:ASP:C	2.42	0.58
18:J:124:VAL:CG2	18:J:125:TYR:N	2.63	0.58
20:L:89:VAL:HA	20:L:121:THR:HG23	1.85	0.58
21:M:71:LYS:HB3	21:M:93:VAL:O	2.04	0.58
22:N:24:MET:CE	22:N:44:LEU:HB2	2.34	0.58
25:Q:26:ALA:HB1	25:Q:30:VAL:HG21	1.84	0.58
9:A:33:C:O2'	9:A:34:U:H5'	2.04	0.58
9:A:197:A:H62	9:A:2430:A:H2'	1.67	0.58
9:A:363:G:O2'	9:A:364:C:H5'	2.02	0.58
9:A:1179:G:C2	9:A:1180:U:O2'	2.56	0.58
9:A:1728:C:O2'	9:A:1729:U:H6	1.87	0.58
9:A:1786:A:H1'	9:A:1938:A:N6	2.19	0.58
9:A:1858:A:H2'	9:A:1859:U:C6	2.39	0.58
10:B:28:C:H2'	10:B:29:A:O4'	2.03	0.58
11:C:64:VAL:HG11	11:C:66:PHE:CZ	2.38	0.58
24:P:50:ARG:CG	24:P:57:ALA:O	2.42	0.58
26:R:49:ILE:CG2	26:R:53:PHE:N	2.67	0.58
27:S:85:ILE:CG2	27:S:86:MET:N	2.66	0.58
2:1:22:THR:OG1	2:1:23:THR:N	2.34	0.58

*Continued on next page...*



*Continued from previous page...*

Atom-1	Atom-2	Interatomic distance (Å)	Clash overlap (Å)
3:2:12:ARG:HH21	3:2:12:ARG:HB2	1.69	0.58
9:A:60:G:C8	9:A:62:U:C6	2.92	0.58
9:A:1016:G:C2'	9:A:1017:G:O5'	2.52	0.58
9:A:1241:A:C2'	9:A:1242:U:H5'	2.33	0.58
9:A:1257:C:H5'	13:E:78:TRP:CZ3	2.38	0.58
9:A:1327:A:H2'	9:A:1328:A:O4'	2.04	0.58
9:A:1463:C:H5'	9:A:1463:C:H6	1.67	0.58
9:A:1585:C:H2'	9:A:1586:A:C5'	2.34	0.58
9:A:1592:C:O2'	9:A:1593:A:H5'	2.04	0.58
9:A:2260:C:O2'	9:A:2261:C:H5'	2.03	0.58
9:A:2547:A:H2'	9:A:2548:U:H6	1.67	0.58
9:A:2552:U:H2'	9:A:2554:U:OP2	2.03	0.58
9:A:2637:U:C2'	9:A:2638:G:H5'	2.34	0.58
12:D:106:LYS:HB2	12:D:206:ALA:H	1.68	0.58
15:G:37:ASN:HB3	15:G:40:VAL:HG11	1.86	0.58
18:J:117:ALA:HA	18:J:120:ARG:NH2	2.19	0.58
19:K:61:VAL:CG2	19:K:87:LEU:HD11	2.33	0.58
19:K:71:ARG:HG3	19:K:106:GLU:OE2	2.03	0.58
21:M:83:GLY:O	21:M:85:GLY:N	2.37	0.58
30:V:6:ALA:CB	30:V:42:LEU:HD22	2.34	0.58
9:A:528:A:H2	9:A:2043:C:H5'	1.69	0.58
9:A:783:A:C8	9:A:784:G:H4'	2.38	0.58
9:A:1165:A:H2'	9:A:1166:G:C8	2.39	0.58
9:A:1422:G:C4	9:A:1423:G:C8	2.92	0.58
9:A:1853:A:N1	9:A:2087:G:H1'	2.18	0.58
9:A:2228:G:H2'	9:A:2229:U:C6	2.39	0.58
11:C:255:LYS:C	11:C:256:THR:HG23	2.25	0.58
12:D:12:THR:CG2	12:D:13:ARG:N	2.67	0.58
12:D:69:ALA:N	12:D:73:VAL:HG12	2.19	0.58
20:L:68:SER:CB	20:L:71:ALA:HB2	2.34	0.58
23:O:2:ASP:O	23:O:3:LYS:CB	2.52	0.58
24:P:85:VAL:HG12	24:P:86:LYS:N	2.19	0.58
9:A:145:C:O2'	9:A:146:A:H5'	2.04	0.57
9:A:273:G:O2'	9:A:274:C:C5'	2.52	0.57
9:A:284:U:H2'	9:A:285:G:C8	2.35	0.57
9:A:1065:U:H3'	9:A:1065:U:P	2.44	0.57
9:A:1068:G:C2'	9:A:1069:A:H5'	2.31	0.57
9:A:1141:U:H6	18:J:65:THR:HG21	1.68	0.57
9:A:1508:A:O2'	9:A:1509:A:O5'	2.22	0.57
9:A:1842:G:H2'	9:A:1843:C:H6	1.67	0.57
9:A:2196:C:O2'	9:A:2197:U:H5'	2.03	0.57

*Continued on next page...*



*Continued from previous page...*

Atom-1	Atom-2	Interatomic distance (Å)	Clash overlap (Å)
9:A:2544:G:C2'	9:A:2545:G:H5'	2.33	0.57
12:D:51:THR:OG1	12:D:76:GLY:HA3	2.04	0.57
15:G:30:GLY:HA3	15:G:78:VAL:CG1	2.33	0.57
20:L:39:LYS:C	20:L:40:SER:O	2.38	0.57
21:M:35:ALA:O	21:M:36:VAL:CB	2.52	0.57
28:T:59:ASN:O	28:T:83:ALA:O	2.21	0.57
31:W:30:VAL:O	31:W:30:VAL:HG22	2.04	0.57
9:A:2661:G:O2'	9:A:2662:A:C5'	2.51	0.57
10:B:46:A:C5	10:B:47:C:C4	2.92	0.57
11:C:18:VAL:O	11:C:18:VAL:HG22	2.04	0.57
11:C:39:SER:C	11:C:41:GLY:N	2.56	0.57
12:D:151:THR:HG23	12:D:152:PRO:N	2.18	0.57
14:F:72:SER:OG	14:F:79:ARG:HA	2.04	0.57
15:G:23:ILE:HG21	15:G:71:LEU:CD1	2.33	0.57
16:H:49:ALA:CB	16:H:50:ARG:NH2	2.63	0.57
24:P:4:ILE:HA	24:P:7:LEU:HB2	1.85	0.57
29:U:6:ARG:O	29:U:24:VAL:HB	2.05	0.57
29:U:71:ILE:HD12	29:U:71:ILE:N	2.18	0.57
4:3:30:HIS:HD2	9:A:2421:G:N7	2.02	0.57
9:A:112:U:H5'	33:Y:58:ASN:HD21	1.70	0.57
9:A:272:A:O2'	9:A:273:G:O5'	2.21	0.57
9:A:933:A:N3	9:A:933:A:C2'	2.64	0.57
9:A:1084:A:C6	9:A:1085:A:C6	2.92	0.57
9:A:1927:A:C6	9:A:1928:A:C6	2.92	0.57
9:A:2211:A:OP2	9:A:2211:A:C4'	2.52	0.57
9:A:2365:G:H2'	9:A:2366:A:C8	2.39	0.57
14:F:64:PRO:HA	14:F:88:VAL:HG23	1.85	0.57
18:J:132:HIS:HB3	18:J:135:GLN:HG2	1.86	0.57
26:R:74:ILE:N	26:R:74:ILE:CD1	2.68	0.57
9:A:224:U:C2'	9:A:225:C:O5'	2.50	0.57
9:A:390:U:O2'	9:A:391:A:OP2	2.21	0.57
9:A:582:A:C2	9:A:1259:G:C2	2.92	0.57
9:A:996:A:C2	9:A:997:G:C8	2.92	0.57
9:A:1108:U:H2'	9:A:1109:C:O4'	2.05	0.57
9:A:1148:U:C6	9:A:1148:U:H3'	2.40	0.57
9:A:1476:U:OP2	9:A:1476:U:H6	1.86	0.57
9:A:2203:U:H5''	9:A:2204:G:OP1	2.05	0.57
9:A:2747:G:O2'	15:G:66:THR:HG22	2.04	0.57
10:B:16:G:O2'	10:B:17:C:C5'	2.52	0.57
11:C:166:ARG:O	11:C:166:ARG:HG2	2.04	0.57
12:D:3:GLY:O	12:D:4:LEU:HD12	2.04	0.57

*Continued on next page...*

*Continued from previous page...*

Atom-1	Atom-2	Interatomic distance (Å)	Clash overlap (Å)
15:G:39:ALA:HB1	15:G:57:TYR:CG	2.40	0.57
18:J:31:GLU:HG3	18:J:142:ILE:HD12	1.86	0.57
23:O:79:ALA:HB1	23:O:113:ALA:HB3	1.86	0.57
9:A:276:U:O2	9:A:276:U:H2'	2.03	0.57
9:A:780:G:H21	9:A:783:A:H62	1.52	0.57
9:A:1115:G:O2'	9:A:1116:G:O5'	2.22	0.57
9:A:2276:G:OP2	21:M:83:GLY:O	2.23	0.57
9:A:2808:G:C2	9:A:2891:U:C5	2.93	0.57
11:C:245:THR:HB	11:C:247:TRP:HE3	1.69	0.57
15:G:142:GLN:HA	15:G:142:GLN:HE21	1.68	0.57
24:P:5:LYS:O	24:P:9:GLN:HG2	2.05	0.57
28:T:74:ILE:CG2	28:T:75:GLY:N	2.66	0.57
2:1:16:THR:HG22	2:1:41:VAL:CG2	2.35	0.57
4:3:30:HIS:CE1	4:3:31:ILE:HG22	2.40	0.57
9:A:313:G:H2'	9:A:314:C:H5'	1.85	0.57
9:A:511:U:C5	9:A:512:G:C5	2.92	0.57
9:A:996:A:H4'	25:Q:91:ARG:CG	2.30	0.57
9:A:2593:U:H2'	9:A:2594:C:H6	1.69	0.57
12:D:105:LYS:O	12:D:105:LYS:HD2	2.05	0.57
15:G:154:GLU:OE1	15:G:157:LYS:N	2.38	0.57
16:H:31:VAL:O	16:H:32:PRO:C	2.43	0.57
18:J:124:VAL:CG2	18:J:125:TYR:H	2.07	0.57
18:J:140:LEU:C	18:J:140:LEU:CD1	2.73	0.57
20:L:101:ILE:HG22	20:L:102:GLY:N	2.19	0.57
22:N:101:GLY:HA3	22:N:102:PHE:CD2	2.39	0.57
26:R:38:VAL:HG23	26:R:40:MET:H	1.70	0.57
9:A:303:G:C4	9:A:304:U:C5	2.93	0.57
9:A:482:A:N6	9:A:506:G:O2'	2.35	0.57
9:A:806:C:O5'	9:A:806:C:H6	1.87	0.57
9:A:1020:A:N1	9:A:1141:U:O2'	2.37	0.57
9:A:1361:G:C5	9:A:1371:G:N2	2.73	0.57
9:A:1452:G:H2'	9:A:1457:U:O4	2.04	0.57
9:A:2150:C:O2'	9:A:2151:U:C6	2.49	0.57
9:A:2332:C:OP1	31:W:44:PHE:HZ	1.88	0.57
10:B:5:U:O2'	10:B:6:G:H5'	2.05	0.57
13:E:141:MET:HB2	13:E:143:LEU:HG	1.86	0.57
25:Q:78:PHE:CZ	25:Q:82:LEU:HD11	2.40	0.57
9:A:545:U:H2'	9:A:546:U:C5'	2.35	0.57
9:A:654:A:H3'	9:A:654:A:N3	2.19	0.57
9:A:869:G:H4'	21:M:8:LYS:HD3	1.85	0.57
9:A:1153:C:H2'	9:A:1154:G:O5'	2.04	0.57

*Continued on next page...*

*Continued from previous page...*

Atom-1	Atom-2	Interatomic distance (Å)	Clash overlap (Å)
9:A:1738:G:O2'	9:A:1739:A:H8	1.88	0.57
9:A:2362:C:C2'	9:A:2363:G:H5'	2.34	0.57
9:A:2555:U:C5	9:A:2556:C:C2	2.92	0.57
11:C:203:VAL:CG1	11:C:204:LEU:N	2.68	0.57
12:D:9:VAL:HG21	12:D:26:VAL:HG11	1.86	0.57
14:F:106:ALA:C	14:F:108:PRO:HD2	2.25	0.57
15:G:82:PHE:CE2	15:G:137:LYS:HB2	2.39	0.57
15:G:83:THR:CA	15:G:84:LYS:HE2	2.35	0.57
15:G:84:LYS:O	15:G:85:LYS:HB2	2.05	0.57
15:G:148:ARG:HA	15:G:161:VAL:HG11	1.86	0.57
17:I:48:ILE:HG13	17:I:49:GLU:H	1.68	0.57
25:Q:81:GLY:HA2	25:Q:116:LEU:HD12	1.84	0.57
26:R:51:VAL:HB	26:R:52:PRO:HD3	1.83	0.57
29:U:27:VAL:HA	29:U:33:VAL:HG12	1.87	0.57
33:Y:39:GLN:HB2	33:Y:41:HIS:CD2	2.40	0.57
2:1:31:GLU:O	2:1:31:GLU:HG2	2.04	0.57
9:A:627:A:C6	9:A:637:A:C8	2.93	0.57
9:A:1474:U:C2'	9:A:1475:G:H5'	2.35	0.57
9:A:1952:A:C5	19:K:22:ILE:HG21	2.39	0.57
9:A:2051:A:H4'	9:A:2052:A:OP1	2.05	0.57
9:A:2571:U:HO2'	12:D:151:THR:HG21	1.70	0.57
13:E:145:ASP:HB2	13:E:184:ASP:OD2	2.05	0.57
27:S:13:SER:O	27:S:14:ALA:CB	2.53	0.57
27:S:96:ILE:HD12	27:S:96:ILE:O	2.04	0.57
9:A:289:G:H2'	9:A:290:U:C6	2.40	0.57
9:A:528:A:H2	9:A:2043:C:H4'	1.67	0.57
9:A:1056:G:H5''	9:A:1057:A:C5'	2.30	0.57
9:A:1080:A:H4'	17:I:126:ARG:HG3	1.87	0.57
9:A:1735:A:H2'	9:A:1736:U:H6	1.66	0.57
9:A:1819:A:OP1	11:C:154:ALA:HA	2.05	0.57
9:A:1872:A:O2'	9:A:1873:G:O4'	2.23	0.57
9:A:2233:U:H2'	9:A:2234:G:C8	2.40	0.57
9:A:2353:G:O2'	31:W:31:LEU:HD22	2.04	0.57
9:A:2682:A:C8	12:D:11:MET:HG2	2.40	0.57
14:F:39:VAL:CG1	14:F:84:ILE:HD12	2.35	0.57
15:G:86:LEU:HB3	15:G:162:ARG:O	2.05	0.57
20:L:110:VAL:HG12	20:L:131:ALA:CB	2.35	0.57
27:S:6:LYS:HB2	27:S:103:ILE:O	2.04	0.57
2:1:16:THR:HG22	2:1:41:VAL:HG21	1.87	0.56
9:A:64:A:H2'	9:A:65:U:C6	2.40	0.56
9:A:855:G:N3	31:W:23:LYS:CG	2.68	0.56

*Continued on next page...*

*Continued from previous page...*

Atom-1	Atom-2	Interatomic distance (Å)	Clash overlap (Å)
9:A:1505:A:C6	9:A:1506:U:N3	2.73	0.56
9:A:1941:C:C6	9:A:1941:C:C5'	2.83	0.56
9:A:2383:G:H2'	9:A:2384:U:C6	2.40	0.56
9:A:2492:U:H2'	9:A:2493:U:C6	2.40	0.56
9:A:2592:G:N1	9:A:2603:G:C6	2.73	0.56
12:D:155:VAL:CG1	12:D:159:LYS:HG3	2.34	0.56
13:E:147:LEU:O	13:E:168:ASP:O	2.23	0.56
22:N:28:LEU:HD23	22:N:48:VAL:HG11	1.86	0.56
23:O:59:ALA:CA	23:O:62:LEU:HD13	2.35	0.56
9:A:142:A:O2'	9:A:143:C:O5'	2.22	0.56
9:A:619:G:H5''	9:A:620:G:OP2	2.05	0.56
9:A:819:A:C4	9:A:1189:A:C2	2.93	0.56
9:A:996:A:P	25:Q:91:ARG:HH12	2.28	0.56
9:A:1476:U:HO2'	9:A:1477:A:C5'	2.18	0.56
9:A:2080:A:C5'	32:X:18:SER:CB	2.83	0.56
9:A:2471:A:H2'	9:A:2472:G:H5'	1.86	0.56
9:A:2524:G:C2'	9:A:2525:G:O5'	2.53	0.56
14:F:35:LEU:CB	14:F:153:ILE:HG23	2.20	0.56
14:F:71:LYS:HA	14:F:80:GLN:HG2	1.86	0.56
15:G:104:LEU:HB2	15:G:112:VAL:HG23	1.78	0.56
18:J:81:ILE:CG2	18:J:82:GLY:H	1.96	0.56
23:O:34:HIS:CD2	23:O:53:THR:OG1	2.58	0.56
28:T:7:LEU:C	28:T:9:LYS:H	2.08	0.56
31:W:47:GLY:H	31:W:80:SER:HB3	1.69	0.56
5:4:3:VAL:O	5:4:4:ARG:O	2.24	0.56
9:A:181:A:C2	9:A:182:A:C4	2.92	0.56
9:A:277:G:H8	9:A:361:G:O6	1.87	0.56
9:A:636:G:C5	20:L:111:ILE:CD1	2.70	0.56
9:A:784:G:O2'	9:A:785:G:H5''	2.06	0.56
9:A:832:U:H2'	9:A:833:A:C8	2.40	0.56
9:A:1054:A:H2'	9:A:1055:G:C8	2.40	0.56
9:A:1056:G:H4'	9:A:1086:A:H8	1.70	0.56
9:A:1179:G:N1	9:A:1180:U:O2'	2.38	0.56
9:A:1300:G:H5''	9:A:1301:A:C5'	2.35	0.56
9:A:1495:A:H2'	9:A:1496:A:C8	2.38	0.56
9:A:1565:C:O2'	9:A:1566:A:H2'	2.04	0.56
9:A:1876:A:C2'	9:A:1877:A:H5'	2.34	0.56
9:A:2136:G:O2'	9:A:2137:U:C6	2.58	0.56
9:A:2275:C:O2	21:M:84:LYS:HG2	2.04	0.56
9:A:2865:U:C4	9:A:2866:U:C4	2.93	0.56
12:D:107:VAL:H	12:D:206:ALA:N	2.02	0.56

*Continued on next page...*

*Continued from previous page...*

Atom-1	Atom-2	Interatomic distance (Å)	Clash overlap (Å)
13:E:5:LEU:HD22	13:E:121:VAL:HA	1.87	0.56
13:E:153:LEU:HD12	13:E:153:LEU:O	2.05	0.56
14:F:7:TYR:O	14:F:11:VAL:HG12	2.05	0.56
17:I:53:PRO:O	17:I:74:PRO:HD2	2.04	0.56
20:L:92:LEU:HD23	20:L:125:LEU:HD23	1.87	0.56
21:M:41:LEU:O	21:M:93:VAL:HG23	2.04	0.56
28:T:32:LEU:O	28:T:83:ALA:HB2	2.06	0.56
29:U:48:VAL:O	29:U:48:VAL:HG13	2.05	0.56
31:W:37:VAL:O	31:W:38:ARG:CB	2.52	0.56
33:Y:16:THR:O	33:Y:20:ASN:N	2.32	0.56
2:1:50:GLU:OE1	2:1:50:GLU:HA	2.05	0.56
5:4:16:ILE:HD13	5:4:25:VAL:HG22	1.86	0.56
9:A:58:G:N2	9:A:70:G:C4	2.74	0.56
9:A:134:G:H2'	9:A:135:U:O4'	2.06	0.56
9:A:659:G:H4'	13:E:95:LYS:HD2	1.86	0.56
9:A:1205:A:H3'	9:A:1206:G:H5'	1.87	0.56
9:A:1224:U:H4'	26:R:88:GLY:O	2.06	0.56
9:A:1249:U:C6	9:A:1249:U:H5'	2.40	0.56
9:A:2214:C:H6	9:A:2214:C:C5'	2.11	0.56
12:D:169:ARG:C	12:D:170:VAL:CG1	2.74	0.56
14:F:169:LEU:N	14:F:169:LEU:CD1	2.69	0.56
19:K:43:ILE:HD12	19:K:52:VAL:CG2	2.35	0.56
22:N:32:GLU:CB	22:N:115:LEU:HD12	2.36	0.56
33:Y:56:LEU:HA	33:Y:59:GLU:CG	2.35	0.56
1:0:14:MET:O	1:0:17:SER:HB3	2.04	0.56
2:1:10:LEU:HD21	2:1:33:LEU:CD2	2.32	0.56
5:4:9:LYS:H	5:4:9:LYS:CE	2.17	0.56
9:A:979:A:H2'	9:A:982:C:H42	1.71	0.56
11:C:234:GLY:O	11:C:236:GLY:N	2.38	0.56
12:D:4:LEU:HD23	12:D:29:VAL:HG11	1.88	0.56
17:I:58:ILE:O	17:I:60:VAL:HG23	2.06	0.56
19:K:1:MET:HE3	19:K:32:TYR:CG	2.40	0.56
9:A:611:C:H2'	9:A:612:G:O5'	2.05	0.56
9:A:645:C:N4	9:A:2350:C:H4'	2.20	0.56
9:A:717:C:O2	9:A:717:C:H2'	2.06	0.56
9:A:1216:G:C5	9:A:1217:U:C5	2.93	0.56
9:A:1340:U:C5	9:A:1603:A:C8	2.94	0.56
9:A:2458:G:O2'	9:A:2460:U:O4	2.17	0.56
9:A:2554:U:C4	9:A:2555:U:O4	2.59	0.56
11:C:252:LYS:NZ	11:C:252:LYS:CB	2.67	0.56
12:D:158:GLY:O	12:D:159:LYS:C	2.44	0.56

*Continued on next page...*

*Continued from previous page...*

Atom-1	Atom-2	Interatomic distance (Å)	Clash overlap (Å)
18:J:99:ARG:O	18:J:103:ILE:HG23	2.04	0.56
19:K:24:VAL:HG12	19:K:30:ARG:HD2	1.86	0.56
29:U:25:LYS:HB2	29:U:34:ILE:O	2.05	0.56
9:A:271:G:H4'	9:A:272:A:OP1	2.06	0.56
9:A:747:U:C4	9:A:2613:U:C4	2.94	0.56
9:A:788:A:O2'	9:A:789:A:OP2	2.22	0.56
9:A:1071:G:H4'	9:A:1088:A:O2'	2.06	0.56
9:A:1079:C:N4	9:A:1088:A:C2	2.74	0.56
9:A:1289:C:H2'	9:A:1290:C:H6	1.71	0.56
9:A:1501:G:O2'	9:A:1502:A:H5'	2.05	0.56
9:A:1641:A:H2'	9:A:1642:G:O4'	2.06	0.56
9:A:2615:U:O2'	9:A:2616:C:H5'	2.06	0.56
9:A:2784:U:H2'	9:A:2785:C:H6	1.70	0.56
17:I:3:LYS:CD	17:I:4:VAL:HG23	2.35	0.56
17:I:23:VAL:HG23	17:I:24:GLY:H	1.71	0.56
18:J:41:LYS:N	25:Q:66:ALA:HB1	2.20	0.56
18:J:88:THR:CG2	18:J:91:GLU:H	2.19	0.56
23:O:111:ARG:O	23:O:113:ALA:N	2.39	0.56
9:A:481:G:C4	9:A:507:A:C2	2.94	0.56
9:A:1334:G:C6	9:A:1335:C:C4	2.93	0.56
9:A:1508:A:O2'	9:A:1509:A:C5'	2.53	0.56
9:A:1736:U:H2'	9:A:1737:G:O4'	2.06	0.56
9:A:2279:G:N7	31:W:10:ARG:NH2	2.53	0.56
10:B:2:G:C2	10:B:119:A:C2	2.94	0.56
11:C:121:ALA:HB3	11:C:129:LEU:HD21	1.87	0.56
11:C:165:ALA:HB3	11:C:172:THR:CG2	2.35	0.56
16:H:6:LEU:HD22	16:H:36:ALA:N	2.20	0.56
19:K:95:ILE:HG13	19:K:96:GLY:N	2.20	0.56
20:L:93:ASN:O	20:L:95:LEU:N	2.38	0.56
21:M:36:VAL:HG13	21:M:36:VAL:O	2.04	0.56
24:P:50:ARG:HG2	24:P:56:SER:CA	2.36	0.56
29:U:100:GLU:O	29:U:101:THR:CB	2.54	0.56
9:A:31:C:O3'	9:A:1238:G:C5'	2.54	0.56
9:A:275:C:H3'	9:A:276:U:H5''	1.88	0.56
9:A:659:G:H21	13:E:30:GLN:NE2	2.04	0.56
9:A:734:A:C4	9:A:735:A:C8	2.94	0.56
9:A:1064:C:H4'	17:I:90:GLY:H	1.71	0.56
9:A:1080:A:O2'	17:I:126:ARG:HG3	2.06	0.56
9:A:2400:G:O2'	9:A:2401:U:H5'	2.06	0.56
9:A:2784:U:H4'	12:D:42:ASN:HD21	1.71	0.56
10:B:11:C:O2	10:B:109:A:N1	2.39	0.56

*Continued on next page...*

*Continued from previous page...*

Atom-1	Atom-2	Interatomic distance (Å)	Clash overlap (Å)
11:C:64:VAL:HG11	11:C:66:PHE:CE2	2.41	0.56
11:C:246:PRO:CG	11:C:247:TRP:CH2	2.85	0.56
12:D:53:GLY:HA3	12:D:77:ARG:CB	2.35	0.56
13:E:1:MET:HB3	13:E:14:VAL:O	2.05	0.56
14:F:133:GLU:H	14:F:150:GLY:CA	2.18	0.56
18:J:44:TYR:O	18:J:45:THR:CB	2.54	0.56
21:M:78:LEU:CD2	21:M:79:ALA:N	2.69	0.56
23:O:35:ILE:HG21	23:O:71:ALA:HA	1.88	0.56
24:P:25:VAL:CG1	24:P:46:VAL:HG23	2.36	0.56
25:Q:29:ARG:HG3	25:Q:29:ARG:NH1	2.11	0.56
25:Q:94:LEU:C	25:Q:96:ASP:H	2.09	0.56
9:A:138:U:H3'	9:A:139:U:H5'	1.88	0.56
9:A:301:G:OP2	29:U:81:ARG:NH1	2.39	0.56
9:A:875:G:C2'	9:A:876:C:H5'	2.36	0.56
9:A:1857:G:O2'	9:A:1858:A:P	2.64	0.56
11:C:250:GLN:H	11:C:250:GLN:CD	2.09	0.56
12:D:85:ALA:O	12:D:86:GLU:HB2	2.06	0.56
13:E:120:VAL:HA	13:E:188:MET:O	2.06	0.56
18:J:40:HIS:C	18:J:41:LYS:CG	2.75	0.56
22:N:117:ASP:O	22:N:119:SER:N	2.37	0.56
25:Q:97:ILE:HD13	25:Q:104:ALA:HB3	1.88	0.56
28:T:40:LYS:O	28:T:44:LYS:N	2.38	0.56
30:V:44:HIS:CE1	30:V:86:LEU:H	2.22	0.56
32:X:16:ASN:HB2	32:X:24:THR:OG1	2.06	0.56
1:O:15:ARG:NE	9:A:1266:G:OP1	2.38	0.55
9:A:405:U:C3'	9:A:406:G:H5'	2.36	0.55
9:A:740:C:H5'	9:A:1784:A:H3'	1.88	0.55
9:A:1435:G:H8	9:A:1435:G:H5''	1.71	0.55
9:A:1465:G:C6	9:A:1466:U:N3	2.73	0.55
9:A:1997:C:OP1	9:A:1997:C:C4'	2.52	0.55
9:A:2144:G:N2	9:A:2148:G:C8	2.75	0.55
9:A:2386:A:H2'	9:A:2387:U:C6	2.41	0.55
9:A:2862:G:H2'	9:A:2863:C:H6	1.71	0.55
10:B:78:A:C2	10:B:99:A:C4	2.94	0.55
11:C:15:VAL:C	11:C:203:VAL:HG11	2.26	0.55
11:C:119:VAL:HG12	11:C:133:ASN:ND2	2.21	0.55
11:C:170:TYR:CD2	11:C:184:GLU:HA	2.41	0.55
15:G:137:LYS:O	15:G:140:ILE:CD1	2.53	0.55
23:O:2:ASP:O	23:O:3:LYS:HG2	2.06	0.55
25:Q:48:ASP:HA	25:Q:51:GLN:HB2	1.88	0.55
29:U:78:LYS:HG2	29:U:79:ALA:N	2.20	0.55

*Continued on next page...*



*Continued from previous page...*

Atom-1	Atom-2	Interatomic distance (Å)	Clash overlap (Å)
9:A:189:G:H2'	9:A:205:G:N2	2.21	0.55
9:A:226:A:N6	9:A:227:A:C6	2.74	0.55
9:A:359:G:H3'	9:A:360:U:H6	1.70	0.55
9:A:1059:G:C6	9:A:1080:A:C6	2.94	0.55
9:A:1160:G:N2	26:R:10:LYS:HD2	2.21	0.55
9:A:1585:C:C3'	9:A:1586:A:H5'	2.35	0.55
9:A:1654:A:C4'	12:D:118:PHE:CZ	2.89	0.55
9:A:1693:U:O2'	11:C:13:ARG:NH2	2.40	0.55
9:A:2080:A:H5'	32:X:18:SER:HB3	1.86	0.55
9:A:2430:A:H5'	9:A:2431:U:OP2	2.06	0.55
12:D:34:VAL:CG2	12:D:94:GLN:H	2.16	0.55
15:G:59:ASP:CB	15:G:63:GLN:HG2	2.35	0.55
22:N:38:LEU:HD12	22:N:38:LEU:O	2.06	0.55
23:O:78:VAL:HG23	23:O:79:ALA:N	2.21	0.55
27:S:1:MET:CE	27:S:2:GLU:H	2.18	0.55
31:W:76:ARG:HH21	31:W:76:ARG:CG	2.02	0.55
9:A:63:A:H5'	9:A:63:A:C8	2.41	0.55
9:A:1056:G:H4'	9:A:1086:A:C8	2.40	0.55
9:A:1064:C:OP1	17:I:87:SER:C	2.45	0.55
9:A:1098:A:C6	9:A:1099:G:N1	2.74	0.55
9:A:1612:C:H2'	9:A:1613:G:O5'	2.07	0.55
9:A:2319:G:O2'	9:A:2320:U:H5	1.90	0.55
9:A:2575:C:H5''	9:A:2576:G:OP2	2.05	0.55
14:F:30:VAL:HG11	14:F:96:TRP:CH2	2.42	0.55
16:H:34:GLY:O	16:H:35:LYS:HG3	2.06	0.55
18:J:31:GLU:O	18:J:32:LEU:C	2.42	0.55
20:L:93:ASN:ND2	20:L:94:THR:H	2.03	0.55
23:O:59:ALA:C	23:O:61:GLN:N	2.60	0.55
23:O:75:GLY:HA3	23:O:106:LEU:HA	1.88	0.55
28:T:22:THR:O	28:T:25:GLU:N	2.36	0.55
1:O:37:HIS:HB3	1:O:43:THR:HG22	1.87	0.55
9:A:84:A:N1	9:A:98:G:O2'	2.29	0.55
9:A:271:G:O2'	9:A:272:A:C5'	2.54	0.55
9:A:1061:U:H6	9:A:1070:A:C1'	2.19	0.55
9:A:1179:G:O5'	9:A:1180:U:O5'	2.25	0.55
9:A:1360:G:O6	9:A:1372:U:C2	2.60	0.55
9:A:1678:A:C2'	9:A:1679:A:H5'	2.37	0.55
9:A:2485:G:H5''	21:M:45:GLN:NE2	2.22	0.55
9:A:2793:C:H2'	9:A:2794:C:H6	1.70	0.55
10:B:2:G:C2	10:B:119:A:N3	2.74	0.55
12:D:155:VAL:HG13	12:D:159:LYS:HG3	1.88	0.55

*Continued on next page...*

*Continued from previous page...*

Atom-1	Atom-2	Interatomic distance (Å)	Clash overlap (Å)
13:E:18:THR:HA	13:E:106:LYS:HG2	1.89	0.55
16:H:27:ARG:HH12	16:H:38:PRO:HG3	1.70	0.55
17:I:19:PRO:HG2	17:I:23:VAL:CG2	2.37	0.55
19:K:113:MET:HA	19:K:116:ILE:HG13	1.87	0.55
24:P:3:ILE:HD13	24:P:3:ILE:C	2.27	0.55
24:P:37:LYS:O	24:P:37:LYS:CG	2.55	0.55
27:S:45:VAL:HG22	27:S:46:LEU:N	2.22	0.55
2:1:18:HIS:ND1	2:1:19:PHE:N	2.55	0.55
9:A:1799:G:N2	9:A:1818:U:O2'	2.32	0.55
9:A:1935:G:N1	9:A:1962:C:H2'	2.22	0.55
9:A:2310:C:C4	14:F:76:PHE:CZ	2.94	0.55
9:A:2665:A:O2'	9:A:2666:C:H5'	2.06	0.55
12:D:85:ALA:O	12:D:86:GLU:CB	2.55	0.55
15:G:70:LEU:O	15:G:74:MET:HG3	2.06	0.55
18:J:53:TYR:CD1	18:J:121:LYS:HG2	2.41	0.55
19:K:18:ARG:HB2	19:K:45:GLU:HG3	1.81	0.55
19:K:47:ILE:HG13	19:K:48:PRO:HD2	1.87	0.55
19:K:74:GLY:HA3	24:P:74:GLN:HE21	1.72	0.55
24:P:25:VAL:HG11	24:P:46:VAL:HG23	1.87	0.55
24:P:39:LEU:H	24:P:39:LEU:HD12	1.70	0.55
24:P:80:VAL:CG1	24:P:81:ASP:N	2.67	0.55
30:V:75:GLN:HB2	30:V:92:VAL:HG23	1.89	0.55
34:Z:2:LYS:O	34:Z:3:THR:HG23	2.07	0.55
34:Z:34:THR:HG22	34:Z:35:VAL:N	2.21	0.55
1:0:53:VAL:O	1:0:54:ILE:C	2.44	0.55
9:A:181:A:H2'	9:A:182:A:C8	2.42	0.55
9:A:287:G:N3	9:A:354:A:C2	2.75	0.55
9:A:339:U:C2'	9:A:340:A:H5'	2.36	0.55
9:A:812:C:O2'	9:A:813:U:H5'	2.05	0.55
9:A:1259:G:H2'	9:A:1260:A:C8	2.41	0.55
9:A:1579:A:C2'	9:A:1580:A:H5'	2.36	0.55
9:A:1735:A:C2	9:A:1736:U:C2	2.94	0.55
11:C:68:ARG:CD	11:C:103:ILE:HD11	2.20	0.55
14:F:46:LYS:N	14:F:46:LYS:HD2	2.21	0.55
19:K:113:MET:O	19:K:116:ILE:HG13	2.06	0.55
20:L:27:LEU:N	20:L:27:LEU:CD1	2.69	0.55
30:V:72:VAL:HG23	30:V:73:LYS:N	2.22	0.55
9:A:156:A:O2'	9:A:157:C:H5'	2.07	0.55
9:A:435:C:O2'	9:A:436:C:H5'	2.07	0.55
9:A:901:C:H2'	9:A:902:C:H6	1.71	0.55
9:A:1075:C:C4	9:A:1076:C:N4	2.75	0.55

*Continued on next page...*

*Continued from previous page...*

Atom-1	Atom-2	Interatomic distance (Å)	Clash overlap (Å)
9:A:1197:G:O2'	9:A:1198:U:H5'	2.06	0.55
9:A:1203:U:H1'	20:L:4:ASN:HB3	1.88	0.55
9:A:1300:G:C5'	9:A:1301:A:H5'	2.36	0.55
9:A:1385:A:C2	9:A:1386:C:C2	2.95	0.55
9:A:1733:G:O2'	9:A:1734:G:O5'	2.25	0.55
9:A:2332:C:H5''	9:A:2333:A:OP1	2.06	0.55
9:A:2678:C:O2'	9:A:2679:A:H5'	2.07	0.55
9:A:2800:A:H5''	9:A:2800:A:H8	1.71	0.55
12:D:182:ALA:C	12:D:184:ARG:H	2.08	0.55
14:F:71:LYS:HA	14:F:80:GLN:HG3	1.89	0.55
15:G:25:ILE:HD11	15:G:71:LEU:HD12	1.88	0.55
15:G:163:TYR:O	15:G:164:ALA:HB3	2.06	0.55
17:I:24:GLY:O	17:I:27:LEU:HG	2.07	0.55
18:J:135:GLN:HE21	18:J:135:GLN:CA	2.18	0.55
22:N:30:ARG:NH1	22:N:74:GLU:OE2	2.39	0.55
27:S:73:LYS:CE	27:S:74:ILE:H	2.15	0.55
34:Z:9:THR:CG2	34:Z:10:ARG:HB2	2.34	0.55
9:A:80:G:H2'	9:A:81:G:H5'	1.88	0.55
9:A:141:G:N1	28:T:2:ILE:HG23	2.21	0.55
9:A:636:G:C4	20:L:111:ILE:HD11	2.35	0.55
9:A:789:A:OP1	9:A:790:U:C5	2.58	0.55
9:A:1052:C:C2'	9:A:1053:C:H5'	2.36	0.55
9:A:1060:U:O4'	9:A:1062:G:C5'	2.55	0.55
9:A:1695:G:H2'	9:A:1696:G:O4'	2.07	0.55
9:A:1761:C:H2'	9:A:1762:A:H5'	1.88	0.55
9:A:1909:C:C2	9:A:1922:G:N2	2.75	0.55
18:J:65:THR:CG2	18:J:66:GLY:N	2.69	0.55
25:Q:97:ILE:HD11	25:Q:105:PHE:N	2.22	0.55
26:R:62:GLU:O	26:R:64:VAL:HG23	2.07	0.55
9:A:232:G:H4'	9:A:233:A:OP1	2.06	0.55
9:A:851:C:C2'	9:A:852:U:O5'	2.55	0.55
9:A:1001:A:C2'	9:A:1002:G:H5'	2.37	0.55
9:A:1001:A:H2'	9:A:1002:G:C5'	2.37	0.55
9:A:1098:A:C5	9:A:1099:G:C6	2.95	0.55
9:A:1321:A:H5''	9:A:1321:A:H8	1.71	0.55
9:A:1945:G:H2'	9:A:1946:U:H6	1.69	0.55
9:A:2093:G:H1'	9:A:2198:A:C2	2.42	0.55
12:D:118:PHE:HD2	12:D:119:ALA:N	2.03	0.55
12:D:151:THR:O	12:D:152:PRO:C	2.42	0.55
14:F:132:ARG:O	14:F:133:GLU:CB	2.53	0.55
15:G:171:LYS:HD3	15:G:172:GLU:H	1.72	0.55

*Continued on next page...*

*Continued from previous page...*

Atom-1	Atom-2	Interatomic distance (Å)	Clash overlap (Å)
26:R:66:HIS:ND1	26:R:94:THR:HB	2.22	0.55
28:T:74:ILE:HG23	28:T:75:GLY:N	2.21	0.55
2:1:8:ILE:HG22	2:1:9:LYS:H	1.69	0.55
9:A:163:C:C6	9:A:163:C:OP1	2.60	0.55
9:A:526:A:H5''	9:A:527:C:OP1	2.06	0.55
9:A:687:C:O2'	9:A:1780:A:N1	2.40	0.55
9:A:2199:A:C5'	9:A:2200:C:H5	2.19	0.55
9:A:2250:G:O5'	9:A:2250:G:H8	1.89	0.55
9:A:2750:A:O2'	9:A:2752:C:N4	2.35	0.55
14:F:175:PRO:O	14:F:176:PHE:HB2	2.07	0.55
19:K:43:ILE:CD1	19:K:52:VAL:CG2	2.83	0.55
21:M:6:ARG:CZ	21:M:6:ARG:HB2	2.37	0.55
22:N:103:ARG:CD	22:N:110:MET:CE	2.85	0.55
26:R:61:ALA:HB1	26:R:98:ILE:H	1.71	0.55
31:W:18:LYS:N	31:W:36:ILE:CG1	2.70	0.55
32:X:29:LEU:HD23	32:X:29:LEU:H	1.72	0.55
9:A:361:G:H8	9:A:361:G:OP2	1.91	0.54
9:A:606:U:H4'	9:A:658:U:HO2'	1.71	0.54
9:A:1287:A:O2'	9:A:1288:G:H5'	2.07	0.54
9:A:1348:C:H2'	9:A:1349:C:C5'	2.32	0.54
9:A:1462:C:O2'	9:A:1463:C:H5''	2.07	0.54
9:A:1778:U:H2'	9:A:1784:A:H62	1.69	0.54
9:A:1784:A:H4'	9:A:1785:A:H5''	1.90	0.54
10:B:74:U:O2	30:V:29:ILE:CD1	2.55	0.54
12:D:66:GLY:O	12:D:69:ALA:HB3	2.07	0.54
14:F:53:ALA:O	14:F:64:PRO:HG2	2.07	0.54
17:I:104:GLN:O	17:I:105:LEU:CB	2.54	0.54
21:M:2:LEU:O	21:M:3:GLN:HB3	2.06	0.54
24:P:64:SER:O	24:P:65:ASN:C	2.45	0.54
25:Q:40:LYS:HG2	25:Q:44:TYR:CE1	2.42	0.54
28:T:27:SER:O	28:T:28:ASN:CG	2.46	0.54
32:X:29:LEU:HB2	32:X:30:PRO:CD	2.37	0.54
34:Z:4:ILE:HD11	34:Z:43:ILE:HD11	1.89	0.54
2:1:22:THR:HG23	2:1:23:THR:N	2.22	0.54
9:A:288:U:O2'	9:A:289:G:H5'	2.07	0.54
9:A:777:G:O2'	9:A:778:G:C5'	2.52	0.54
9:A:871:U:H2'	9:A:872:U:C6	2.42	0.54
9:A:1026:G:C8	9:A:1134:A:C4	2.95	0.54
9:A:1056:G:HO2'	9:A:1086:A:H8	1.54	0.54
9:A:1154:G:OP2	25:Q:57:ARG:NH1	2.40	0.54
14:F:133:GLU:O	14:F:136:ILE:HD11	2.07	0.54

*Continued on next page...*

*Continued from previous page...*

Atom-1	Atom-2	Interatomic distance (Å)	Clash overlap (Å)
18:J:16:TYR:HA	18:J:138:GLN:O	2.06	0.54
20:L:68:SER:O	20:L:69:ARG:CB	2.56	0.54
30:V:5:ASN:ND2	30:V:5:ASN:N	2.51	0.54
30:V:61:LEU:O	30:V:71:LYS:HA	2.06	0.54
3:2:30:VAL:O	3:2:34:ARG:HG3	2.08	0.54
9:A:274:C:C5	9:A:275:C:C5	2.95	0.54
9:A:813:U:H2'	9:A:814:C:C6	2.42	0.54
9:A:1277:G:C4'	22:N:20:MET:CE	2.86	0.54
9:A:1794:A:O2'	9:A:1795:C:H5'	2.08	0.54
9:A:2134:A:C6	9:A:2135:A:N6	2.75	0.54
9:A:2243:U:H2'	9:A:2244:U:C6	2.42	0.54
9:A:2772:C:H2'	9:A:2773:C:C6	2.42	0.54
11:C:93:VAL:HG12	11:C:94:LEU:H	1.73	0.54
12:D:97:SER:H	12:D:99:GLU:CD	2.11	0.54
12:D:101:PHE:CE2	12:D:203:VAL:HG22	2.42	0.54
15:G:162:ARG:CZ	15:G:168:VAL:HG21	2.38	0.54
19:K:34:GLY:O	19:K:35:VAL:C	2.45	0.54
22:N:71:ARG:CG	22:N:71:ARG:NH2	2.68	0.54
22:N:108:ALA:O	22:N:110:MET:HG2	2.07	0.54
25:Q:85:ALA:O	25:Q:87:VAL:C	2.46	0.54
26:R:39:LEU:N	26:R:39:LEU:CD2	2.69	0.54
28:T:19:LYS:HA	28:T:22:THR:OG1	2.07	0.54
9:A:618:G:C6	9:A:619:G:C4	2.95	0.54
9:A:826:U:O2'	20:L:53:GLY:HA3	2.07	0.54
9:A:1094:U:H2'	9:A:1096:A:OP2	2.08	0.54
9:A:1731:G:C5	9:A:1733:G:N7	2.75	0.54
9:A:1733:G:O2'	9:A:1734:G:H8	1.91	0.54
9:A:1857:G:N2	9:A:1884:G:O2'	2.41	0.54
9:A:2068:U:H6	9:A:2068:U:C5'	2.18	0.54
9:A:2109:U:C4	9:A:2181:U:O4	2.61	0.54
9:A:2555:U:C5	9:A:2556:C:N1	2.75	0.54
9:A:2808:G:C2	9:A:2891:U:C6	2.96	0.54
12:D:68:PHE:C	12:D:73:VAL:HG12	2.28	0.54
13:E:79:ARG:O	13:E:80:SER:C	2.46	0.54
14:F:40:GLY:N	14:F:84:ILE:HD11	2.23	0.54
14:F:169:LEU:HD12	14:F:169:LEU:H	1.71	0.54
18:J:111:LYS:HD3	18:J:111:LYS:C	2.22	0.54
25:Q:40:LYS:HG2	25:Q:44:TYR:CD1	2.43	0.54
25:Q:75:TYR:CE2	25:Q:79:ILE:HG13	2.42	0.54
27:S:69:LEU:HA	27:S:108:SER:O	2.08	0.54
31:W:23:LYS:CG	31:W:24:ARG:O	2.41	0.54

*Continued on next page...*

*Continued from previous page...*

Atom-1	Atom-2	Interatomic distance (Å)	Clash overlap (Å)
31:W:40:ARG:NH1	31:W:45:HIS:CE1	2.76	0.54
1:O:33:SER:O	1:O:34:GLY:O	2.26	0.54
9:A:528:A:C2	9:A:2043:C:C5'	2.90	0.54
9:A:545:U:C6	9:A:546:U:H4'	2.43	0.54
9:A:1360:G:H2'	9:A:1361:G:H5'	1.89	0.54
9:A:1371:G:O2'	9:A:1372:U:H5'	2.07	0.54
9:A:1901:A:C4	9:A:1902:C:C5	2.96	0.54
9:A:1947:C:C2	9:A:1960:A:C2	2.96	0.54
9:A:2083:G:C2'	9:A:2084:C:H5'	2.38	0.54
11:C:124:LYS:HB3	11:C:127:ASN:ND2	2.23	0.54
12:D:136:ASN:ND2	12:D:139:SER:O	2.36	0.54
14:F:7:TYR:O	14:F:11:VAL:CG1	2.55	0.54
18:J:110:PRO:O	18:J:111:LYS:HD2	2.08	0.54
25:Q:35:PHE:CE1	25:Q:39:ILE:HD11	2.42	0.54
25:Q:63:ARG:HH11	25:Q:99:VAL:HG23	1.72	0.54
28:T:54:GLU:HB3	28:T:88:LYS:CG	2.38	0.54
1:O:35:GLU:OE1	1:O:45:ASP:HB2	2.07	0.54
9:A:1067:A:H8	9:A:1067:A:OP2	1.89	0.54
9:A:1539:U:C2	9:A:1540:G:C8	2.95	0.54
9:A:1912:A:O2'	9:A:1913:A:H5''	2.08	0.54
12:D:68:PHE:CE2	12:D:75:ALA:HA	2.42	0.54
15:G:165:ASP:N	15:G:165:ASP:OD1	2.41	0.54
24:P:20:ARG:HG2	24:P:20:ARG:O	2.08	0.54
27:S:59:GLU:HA	27:S:64:ALA:HA	1.90	0.54
31:W:30:VAL:H	31:W:31:LEU:CD2	2.20	0.54
33:Y:16:THR:O	33:Y:19:LEU:N	2.41	0.54
2:1:22:THR:HG21	9:A:2286:G:O6	2.08	0.54
9:A:31:C:O3'	9:A:1238:G:H5''	2.07	0.54
9:A:605:G:H1'	9:A:657:U:H1'	1.90	0.54
9:A:860:U:C6	9:A:860:U:H5'	2.43	0.54
9:A:1001:A:H2'	9:A:1002:G:H5'	1.89	0.54
9:A:1059:G:C6	9:A:1060:U:N3	2.76	0.54
9:A:1392:A:N6	9:A:1393:A:N6	2.56	0.54
9:A:1439:A:C2	9:A:1553:A:C5	2.96	0.54
9:A:1614:A:C2	27:S:93:ALA:HB2	2.42	0.54
9:A:1667:G:OP1	19:K:6:THR:HA	2.08	0.54
9:A:2314:A:O2'	9:A:2315:G:H5'	2.07	0.54
9:A:2345:G:C5	9:A:2381:A:C2	2.96	0.54
9:A:2725:A:O2'	9:A:2726:A:H2'	2.07	0.54
9:A:2804:U:H2'	9:A:2805:C:C6	2.43	0.54
11:C:29:PHE:CD2	11:C:31:PRO:HG2	2.42	0.54

*Continued on next page...*

*Continued from previous page...*

Atom-1	Atom-2	Interatomic distance (Å)	Clash overlap (Å)
11:C:250:GLN:N	11:C:250:GLN:NE2	2.55	0.54
12:D:35:THR:HG1	12:D:49:GLN:HG2	1.72	0.54
12:D:104:VAL:HA	12:D:106:LYS:HZ2	1.69	0.54
17:I:64:ARG:HG3	17:I:65:SER:N	2.22	0.54
19:K:10:VAL:HG11	19:K:16:ALA:HB2	1.89	0.54
19:K:20:MET:C	19:K:41:ILE:HD11	2.28	0.54
21:M:81:ARG:HG3	21:M:82:MET:H	1.73	0.54
28:T:86:THR:C	28:T:87:LEU:HD23	2.28	0.54
31:W:37:VAL:CG1	31:W:55:ASP:HB2	2.33	0.54
1:O:54:ILE:HG22	1:O:54:ILE:O	2.06	0.54
9:A:78:U:H2'	9:A:79:C:C6	2.42	0.54
9:A:1775:U:C2'	9:A:1776:G:O5'	2.55	0.54
9:A:1866:A:O2'	9:A:1867:G:H5'	2.08	0.54
9:A:1871:A:H8	9:A:1872:A:C5	2.25	0.54
9:A:2672:U:C2'	9:A:2673:G:O5'	2.56	0.54
10:B:110:C:O2'	10:B:111:U:H5'	2.07	0.54
13:E:196:VAL:HG13	13:E:200:LEU:CD2	2.38	0.54
14:F:84:ILE:O	14:F:84:ILE:CG1	2.52	0.54
14:F:90:LEU:C	14:F:95:MET:HB2	2.28	0.54
16:H:27:ARG:HG3	32:X:59:ASP:OD1	2.08	0.54
18:J:97:PRO:O	18:J:98:GLU:C	2.46	0.54
18:J:111:LYS:CE	18:J:115:GLY:H	2.20	0.54
28:T:4:GLU:O	28:T:8:LEU:HD23	2.08	0.54
30:V:68:LYS:O	30:V:68:LYS:HG2	2.07	0.54
33:Y:56:LEU:HA	33:Y:59:GLU:HG2	1.90	0.54
2:1:47:ILE:H	2:1:47:ILE:HD12	1.73	0.54
4:3:44:ARG:N	4:3:45:PRO:CD	2.71	0.54
9:A:74:A:N3	9:A:74:A:H5''	2.22	0.54
9:A:163:C:HO2'	9:A:164:C:C5'	2.21	0.54
9:A:833:A:OP2	20:L:39:LYS:HE3	2.08	0.54
9:A:994:C:O3'	9:A:995:C:H3'	2.08	0.54
9:A:1090:A:O2'	9:A:1091:G:H5'	2.08	0.54
9:A:1092:C:H2'	9:A:1093:G:O4'	2.08	0.54
9:A:1360:G:C2'	9:A:1361:G:H5'	2.37	0.54
9:A:1568:G:H4'	11:C:58:LYS:HB3	1.90	0.54
9:A:1761:C:H6	9:A:1761:C:O5'	1.91	0.54
9:A:1773:A:C2'	9:A:1774:C:H5'	2.38	0.54
9:A:2431:U:C6	9:A:2431:U:C5'	2.87	0.54
9:A:2567:G:H2'	9:A:2568:U:C6	2.43	0.54
9:A:2847:U:O2'	9:A:2848:G:H5'	2.08	0.54
12:D:9:VAL:HG22	12:D:26:VAL:HB	1.89	0.54

*Continued on next page...*



*Continued from previous page...*

Atom-1	Atom-2	Interatomic distance (Å)	Clash overlap (Å)
15:G:37:ASN:O	15:G:38:ASP:CB	2.56	0.54
18:J:16:TYR:O	18:J:55:ILE:HG23	2.08	0.54
18:J:43:GLU:O	18:J:44:TYR:C	2.46	0.54
21:M:21:ALA:HB2	21:M:97:GLN:O	2.08	0.54
28:T:54:GLU:O	28:T:55:VAL:CB	2.56	0.54
31:W:16:GLU:O	31:W:17:ALA:HB3	2.07	0.54
31:W:49:ASN:CA	31:W:61:LYS:HB2	2.36	0.54
9:A:765:C:H2'	9:A:766:U:C6	2.43	0.54
9:A:1675:C:H2'	9:A:1676:A:C8	2.43	0.54
9:A:1821:A:H2'	9:A:1822:C:C6	2.42	0.54
9:A:1858:A:O2'	9:A:1859:U:H5'	2.06	0.54
9:A:2706:A:C2	9:A:2707:U:C2	2.96	0.54
9:A:2760:C:C2'	9:A:2761:A:H5'	2.38	0.54
9:A:2776:A:H4'	9:A:2778:A:OP1	2.08	0.54
11:C:199:HIS:O	11:C:202:ARG:HG3	2.09	0.54
18:J:40:HIS:H	18:J:40:HIS:CD2	2.25	0.54
19:K:58:LEU:HD23	19:K:58:LEU:N	2.23	0.54
21:M:13:HIS:O	21:M:14:LYS:CB	2.56	0.54
21:M:54:THR:O	21:M:56:ALA:N	2.40	0.54
22:N:71:ARG:NH2	22:N:71:ARG:HG3	2.23	0.54
31:W:72:GLY:N	31:W:73:PRO:CD	2.71	0.54
2:1:8:ILE:CG2	2:1:51:ALA:CA	2.83	0.53
9:A:611:C:H2'	9:A:612:G:H5'	1.90	0.53
9:A:852:U:H2'	9:A:853:C:C6	2.43	0.53
9:A:1054:A:C4	9:A:1055:G:C8	2.96	0.53
9:A:1131:G:OP1	18:J:82:GLY:HA2	2.08	0.53
9:A:1441:G:O2'	9:A:1442:U:H5'	2.08	0.53
9:A:1858:A:O2'	9:A:1859:U:O5'	2.25	0.53
9:A:2564:A:C2	9:A:2647:U:H4'	2.42	0.53
9:A:2630:G:HO2'	9:A:2631:G:H5'	1.72	0.53
9:A:2758:A:H2'	9:A:2759:G:C5'	2.35	0.53
9:A:2850:A:H2'	9:A:2851:A:C8	2.43	0.53
12:D:46:ARG:HG2	12:D:46:ARG:NH1	2.22	0.53
13:E:124:PHE:CD1	13:E:124:PHE:C	2.82	0.53
15:G:83:THR:C	15:G:84:LYS:CE	2.76	0.53
15:G:166:GLU:OE2	15:G:168:VAL:HG22	2.09	0.53
21:M:109:PRO:O	21:M:110:GLU:C	2.46	0.53
23:O:116:GLN:OE1	23:O:116:GLN:CA	2.53	0.53
9:A:36:G:O2'	9:A:37:C:H5'	2.07	0.53
9:A:137:U:N3	9:A:142:A:N6	2.55	0.53
9:A:983:A:C6	9:A:984:A:C2	2.96	0.53

*Continued on next page...*

*Continued from previous page...*

Atom-1	Atom-2	Interatomic distance (Å)	Clash overlap (Å)
9:A:1028:A:H61	9:A:1125:G:H2'	1.73	0.53
9:A:1394:U:H3'	9:A:1394:U:C6	2.42	0.53
9:A:1454:C:H41	22:N:73:ASN:HD21	1.57	0.53
9:A:2310:C:C5	14:F:76:PHE:HZ	2.26	0.53
9:A:2515:C:O2'	9:A:2516:A:H5'	2.08	0.53
9:A:2682:A:H8	12:D:11:MET:HG2	1.73	0.53
9:A:2810:A:H2'	9:A:2811:G:O4'	2.08	0.53
9:A:2816:G:H1'	9:A:2883:A:O2'	2.08	0.53
10:B:30:C:H2'	10:B:31:C:H5'	1.90	0.53
13:E:145:ASP:CB	13:E:184:ASP:OD2	2.56	0.53
13:E:148:ILE:H	13:E:187:VAL:H	1.56	0.53
14:F:134:GLN:O	14:F:135:ILE:HB	2.08	0.53
15:G:26:LYS:HB3	15:G:32:LEU:HG	1.90	0.53
15:G:54:ARG:C	15:G:54:ARG:HD3	2.28	0.53
17:I:126:ARG:HA	17:I:129:GLU:CG	2.39	0.53
19:K:86:LEU:N	19:K:86:LEU:HD23	2.24	0.53
20:L:109:LYS:HD2	20:L:126:ARG:HE	1.73	0.53
25:Q:75:TYR:C	25:Q:75:TYR:CD2	2.82	0.53
26:R:53:PHE:N	26:R:53:PHE:CD1	2.73	0.53
34:Z:8:GLN:O	34:Z:9:THR:HG22	2.08	0.53
1:O:8:THR:HG21	9:A:2021:C:OP1	2.08	0.53
3:2:37:LYS:CE	9:A:469:G:O6	2.51	0.53
9:A:52:A:O2'	9:A:53:A:H5'	2.09	0.53
9:A:725:G:C6	9:A:726:G:N1	2.76	0.53
9:A:947:A:HO2'	9:A:984:A:H2	1.55	0.53
9:A:995:C:HO2'	9:A:996:A:P	2.31	0.53
9:A:1508:A:C4'	9:A:1509:A:H5'	2.37	0.53
9:A:1522:A:O2'	9:A:1523:U:P	2.67	0.53
9:A:1919:A:H5'	9:A:1919:A:H8	1.66	0.53
9:A:2135:A:O2'	9:A:2136:G:H8	1.91	0.53
9:A:2136:G:O6	9:A:2156:G:C2	2.62	0.53
9:A:2680:U:P	12:D:114:LYS:CE	2.90	0.53
9:A:2742:G:O2'	9:A:2743:U:H5'	2.07	0.53
10:B:2:G:C6	10:B:119:A:C2	2.96	0.53
15:G:136:ASP:O	15:G:140:ILE:HD11	2.08	0.53
31:W:17:ALA:HA	31:W:35:ILE:CG2	2.35	0.53
32:X:32:LEU:O	32:X:33:HIS:CG	2.62	0.53
4:3:12:ARG:NH1	9:A:250:G:OP2	2.41	0.53
5:4:13:ASN:H	5:4:13:ASN:HD22	1.55	0.53
9:A:286:U:O2'	9:A:287:G:H5'	2.09	0.53
9:A:814:C:O2'	9:A:815:C:H5'	2.09	0.53

*Continued on next page...*

*Continued from previous page...*

Atom-1	Atom-2	Interatomic distance (Å)	Clash overlap (Å)
9:A:1394:U:H3'	9:A:1394:U:H6	1.73	0.53
9:A:1870:C:H3'	9:A:1871:A:C2	2.43	0.53
9:A:2318:G:C6	9:A:2319:G:N1	2.76	0.53
9:A:2383:G:H2'	9:A:2384:U:H6	1.73	0.53
9:A:2459:A:H2'	9:A:2459:A:N3	2.23	0.53
9:A:2511:U:O4	9:A:2575:C:N3	2.42	0.53
11:C:43:ASN:HB3	11:C:45:ASN:H	1.74	0.53
14:F:35:LEU:CB	14:F:153:ILE:CG2	2.66	0.53
14:F:165:GLY:O	14:F:168:LEU:HB3	2.07	0.53
22:N:8:ARG:HD2	22:N:43:GLU:CG	2.37	0.53
24:P:98:TYR:CD2	24:P:99:LEU:HD13	2.43	0.53
27:S:18:ARG:HG2	27:S:76:VAL:HG13	1.89	0.53
27:S:25:ARG:HD3	27:S:73:LYS:HZ2	1.73	0.53
27:S:74:ILE:HG13	27:S:105:VAL:HG22	1.91	0.53
29:U:51:LEU:HA	29:U:53:GLN:OE1	2.08	0.53
1:0:8:THR:HG22	9:A:2020:A:H5'	1.90	0.53
3:2:16:HIS:HD2	9:A:684:G:OP1	1.91	0.53
9:A:27:G:O2'	9:A:28:A:P	2.66	0.53
9:A:303:G:C4	9:A:304:U:C6	2.96	0.53
9:A:721:A:H2'	9:A:722:A:C8	2.44	0.53
9:A:1006:C:C2	9:A:1138:G:N2	2.77	0.53
9:A:1104:C:H2'	9:A:1105:U:H6	1.71	0.53
9:A:1728:C:O2'	9:A:1729:U:C6	2.61	0.53
9:A:2804:U:H2'	9:A:2805:C:H6	1.73	0.53
9:A:2885:G:H3'	9:A:2886:A:H5''	1.90	0.53
10:B:81:G:C2'	10:B:82:U:H5'	2.38	0.53
10:B:85:G:O2'	10:B:86:G:H5'	2.08	0.53
11:C:252:LYS:NZ	11:C:252:LYS:CA	2.72	0.53
17:I:60:VAL:HG22	17:I:66:PHE:HB2	1.90	0.53
17:I:126:ARG:HA	17:I:129:GLU:CB	2.36	0.53
20:L:7:SER:HB2	20:L:8:PRO:HD2	1.90	0.53
9:A:271:G:C6	9:A:272:A:N6	2.77	0.53
9:A:301:G:O2'	9:A:302:C:P	2.66	0.53
9:A:359:G:C2	9:A:360:U:H1'	2.43	0.53
9:A:1508:A:O2'	9:A:1509:A:C8	2.62	0.53
9:A:2109:U:N3	9:A:2181:U:C4	2.76	0.53
9:A:2365:G:H4'	31:W:59:PHE:CZ	2.43	0.53
9:A:2742:G:H2'	9:A:2743:U:H5'	1.88	0.53
10:B:35:C:C2'	10:B:36:C:O5'	2.56	0.53
11:C:257:ARG:NE	11:C:269:ARG:HH22	2.06	0.53
15:G:30:GLY:CA	15:G:78:VAL:HG12	2.36	0.53

*Continued on next page...*

*Continued from previous page...*

Atom-1	Atom-2	Interatomic distance (Å)	Clash overlap (Å)
15:G:140:ILE:HD12	15:G:140:ILE:H	1.70	0.53
21:M:8:LYS:HD2	21:M:8:LYS:H	1.74	0.53
23:O:82:ALA:O	23:O:87:ILE:HG12	2.09	0.53
25:Q:88:GLU:C	25:Q:88:GLU:OE1	2.47	0.53
29:U:71:ILE:HD12	29:U:71:ILE:O	2.07	0.53
9:A:142:A:C5	9:A:143:C:N4	2.76	0.53
9:A:900:A:C5	9:A:901:C:C5	2.97	0.53
9:A:923:G:H21	31:W:23:LYS:CE	2.21	0.53
9:A:1017:G:O2'	9:A:1018:U:H5'	2.08	0.53
9:A:1057:A:N7	9:A:1086:A:H2'	2.24	0.53
9:A:1537:G:H2'	9:A:1538:G:O4'	2.08	0.53
9:A:1864:U:OP1	9:A:2411:A:H5'	2.09	0.53
9:A:1911:U:O4	9:A:1918:A:H2'	2.09	0.53
9:A:2134:A:HO2'	9:A:2135:A:H8	1.56	0.53
9:A:2331:G:H2'	9:A:2332:C:C6	2.43	0.53
9:A:2679:A:H2'	9:A:2680:U:O5'	2.08	0.53
11:C:63:ILE:O	11:C:64:VAL:HB	2.08	0.53
11:C:70:LYS:HE2	11:C:73:ILE:HG13	1.91	0.53
12:D:124:ARG:HG2	12:D:125:TRP:NE1	2.23	0.53
14:F:40:GLY:C	14:F:84:ILE:HD11	2.26	0.53
14:F:114:ARG:HD2	14:F:114:ARG:H	1.73	0.53
17:I:105:LEU:HD23	17:I:108:ILE:HG21	1.91	0.53
19:K:73:ASP:C	19:K:73:ASP:OD1	2.46	0.53
19:K:113:MET:HG3	19:K:116:ILE:HD11	1.89	0.53
20:L:85:VAL:CG2	20:L:94:THR:HG23	2.38	0.53
21:M:80:VAL:HG23	21:M:81:ARG:H	1.74	0.53
9:A:95:A:O2'	33:Y:41:HIS:HD2	1.91	0.53
9:A:112:U:H5'	33:Y:58:ASN:ND2	2.24	0.53
9:A:247:G:H4'	9:A:386:G:C5	2.43	0.53
9:A:987:C:C2'	9:A:988:A:H5'	2.38	0.53
9:A:1165:A:H2'	9:A:1166:G:H8	1.73	0.53
9:A:1178:C:N4	9:A:1180:U:C4	2.76	0.53
9:A:1223:G:OP2	26:R:68:ARG:NH1	2.42	0.53
9:A:1348:C:C2'	9:A:1349:C:H5'	2.34	0.53
9:A:1378:A:H2'	9:A:1380:G:N7	2.23	0.53
9:A:1459:G:O2'	9:A:1460:U:H3'	2.07	0.53
9:A:1782:U:C6	9:A:2609:U:C5	2.96	0.53
9:A:1801:A:C4	11:C:261:ARG:NH1	2.76	0.53
9:A:1833:C:H2'	9:A:1834:U:H6	1.73	0.53
13:E:127:GLU:HG2	13:E:133:LEU:HD13	1.90	0.53
17:I:78:LEU:HD23	17:I:81:LYS:HE3	1.90	0.53

*Continued on next page...*

*Continued from previous page...*

Atom-1	Atom-2	Interatomic distance (Å)	Clash overlap (Å)
21:M:96:ILE:C	21:M:96:ILE:HD12	2.28	0.53
29:U:82:VAL:O	29:U:94:PHE:O	2.27	0.53
31:W:22:VAL:CG1	31:W:25:PHE:HE2	2.20	0.53
4:3:31:ILE:C	4:3:31:ILE:HD12	2.29	0.53
4:3:33:THR:CG2	4:3:34:LYS:N	2.71	0.53
9:A:289:G:H2'	9:A:290:U:H6	1.73	0.53
9:A:403:U:O2'	9:A:404:A:OP2	2.22	0.53
9:A:460:A:H2'	9:A:461:C:O4'	2.09	0.53
9:A:674:G:O2'	13:E:69:ARG:HD2	2.08	0.53
9:A:706:A:H2'	9:A:707:G:O4'	2.08	0.53
9:A:1063:G:H5'	17:I:76:ALA:CB	2.39	0.53
9:A:1256:G:O2'	13:E:77:ILE:HD11	2.07	0.53
9:A:1773:A:H2'	9:A:1774:C:H5'	1.91	0.53
9:A:2152:G:O2'	9:A:2153:C:O4'	2.25	0.53
9:A:2373:G:H2'	9:A:2374:C:H6	1.74	0.53
9:A:2765:A:N3	9:A:2765:A:H2'	2.23	0.53
9:A:2848:G:O2'	9:A:2867:G:N2	2.34	0.53
11:C:216:ARG:HB2	11:C:217:PRO:HD2	1.91	0.53
23:O:2:ASP:C	23:O:2:ASP:OD1	2.47	0.53
29:U:10:VAL:HB	29:U:70:ALA:O	2.09	0.53
31:W:19:ARG:HH22	31:W:22:VAL:HG21	1.74	0.53
2:1:3:GLY:O	2:1:4:ILE:HG12	2.10	0.53
9:A:409:G:C2'	9:A:410:G:H5'	2.38	0.53
9:A:1107:G:C4	9:A:1108:U:C5	2.97	0.53
9:A:1141:U:H6	18:J:65:THR:CG2	2.20	0.53
9:A:1562:U:H2'	9:A:1563:U:O4'	2.08	0.53
9:A:1670:C:C5	9:A:1671:U:C4	2.97	0.53
9:A:1912:A:C2	9:A:1919:A:C6	2.96	0.53
9:A:2418:A:C5	9:A:2419:U:C5	2.98	0.53
11:C:129:LEU:HB2	11:C:134:ILE:HD11	1.91	0.53
11:C:229:HIS:HD2	11:C:246:PRO:HA	1.71	0.53
12:D:106:LYS:N	12:D:106:LYS:CD	2.64	0.53
14:F:71:LYS:CD	14:F:80:GLN:HG3	2.31	0.53
16:H:43:ASN:HA	16:H:46:PHE:HB3	1.91	0.53
19:K:93:GLN:OE1	19:K:93:GLN:CA	2.57	0.53
20:L:100:ILE:HD12	20:L:100:ILE:C	2.29	0.53
22:N:70:THR:HG21	22:N:75:ILE:HD11	1.90	0.53
23:O:3:LYS:CG	23:O:4:LYS:H	2.21	0.53
24:P:25:VAL:HA	24:P:84:SER:O	2.08	0.53
27:S:73:LYS:HB3	27:S:106:VAL:HB	1.91	0.53
28:T:39:THR:O	28:T:41:ALA:N	2.42	0.53

*Continued on next page...*

*Continued from previous page...*

Atom-1	Atom-2	Interatomic distance (Å)	Clash overlap (Å)
31:W:30:VAL:N	31:W:31:LEU:HD23	2.23	0.53
31:W:44:PHE:O	31:W:78:PHE:HA	2.08	0.53
32:X:77:TYR:O	32:X:77:TYR:CG	2.61	0.53
9:A:300:A:N1	9:A:333:G:O2'	2.34	0.52
9:A:339:U:H2'	9:A:340:A:H5'	1.91	0.52
9:A:495:G:H1'	27:S:57:ASN:ND2	2.24	0.52
9:A:860:U:H5'	9:A:860:U:H6	1.74	0.52
9:A:1022:G:O2'	9:A:1023:U:OP2	2.28	0.52
9:A:1148:U:C6	9:A:1148:U:C3'	2.92	0.52
9:A:1301:A:H2'	9:A:1301:A:N3	2.25	0.52
9:A:1568:G:H4'	11:C:58:LYS:HG2	1.90	0.52
9:A:2414:G:C2'	9:A:2415:G:H5'	2.39	0.52
9:A:2648:G:H2'	9:A:2649:C:H6	1.73	0.52
10:B:12:C:C4'	10:B:13:G:OP1	2.56	0.52
13:E:21:ARG:HG2	13:E:22:ASP:O	2.09	0.52
31:W:22:VAL:O	31:W:23:LYS:O	2.26	0.52
1:O:39:ARG:O	1:O:40:HIS:HB2	2.09	0.52
9:A:324:A:O2'	9:A:325:G:C5'	2.57	0.52
9:A:532:A:N7	9:A:2021:C:H2'	2.24	0.52
9:A:687:C:H2'	9:A:688:U:H6	1.72	0.52
9:A:981:A:H5''	9:A:982:C:OP2	2.10	0.52
9:A:1259:G:H2'	9:A:1260:A:H8	1.74	0.52
9:A:2467:C:C2'	9:A:2468:A:H5'	2.39	0.52
9:A:2663:G:C2'	9:A:2664:G:H5'	2.39	0.52
11:C:229:HIS:HD2	11:C:246:PRO:CA	2.22	0.52
12:D:62:LYS:N	12:D:63:PRO:HD3	2.23	0.52
13:E:48:THR:H	13:E:51:GLU:CG	2.22	0.52
18:J:44:TYR:CG	25:Q:63:ARG:HG2	2.44	0.52
19:K:21:CYS:CA	19:K:41:ILE:HD12	2.28	0.52
24:P:91:VAL:HG11	24:P:96:LEU:HD21	1.90	0.52
25:Q:27:ARG:HA	25:Q:33:VAL:HG12	1.91	0.52
25:Q:91:ARG:NE	26:R:11:GLN:H	2.06	0.52
28:T:38:ALA:HB1	28:T:43:ILE:CG2	2.38	0.52
29:U:10:VAL:HG23	29:U:11:ILE:N	2.23	0.52
32:X:38:TRP:HE3	32:X:45:PHE:CD2	2.28	0.52
34:Z:6:ILE:O	34:Z:34:THR:HA	2.09	0.52
9:A:9:G:C6	9:A:2629:U:C6	2.98	0.52
9:A:866:A:C8	9:A:866:A:C4'	2.91	0.52
9:A:934:U:H2'	9:A:935:C:C6	2.44	0.52
9:A:2197:U:HO2'	9:A:2198:A:P	2.33	0.52
9:A:2415:G:H2'	9:A:2416:C:C6	2.43	0.52

*Continued on next page...*

*Continued from previous page...*

Atom-1	Atom-2	Interatomic distance (Å)	Clash overlap (Å)
11:C:108:GLY:O	11:C:109:LEU:HD22	2.09	0.52
13:E:115:GLN:OE1	13:E:115:GLN:HA	2.08	0.52
15:G:168:VAL:O	15:G:168:VAL:HG23	2.10	0.52
18:J:20:ALA:O	18:J:21:THR:C	2.46	0.52
19:K:92:GLU:OE1	19:K:92:GLU:N	2.43	0.52
22:N:109:PRO:O	22:N:109:PRO:CG	2.58	0.52
29:U:13:LEU:HD12	29:U:69:VAL:CA	2.38	0.52
30:V:5:ASN:H	30:V:5:ASN:HD22	1.54	0.52
30:V:26:PHE:HD1	30:V:27:PRO:O	1.93	0.52
33:Y:21:LEU:HA	33:Y:25:GLN:HB3	1.92	0.52
9:A:580:U:C2'	9:A:581:C:H5'	2.39	0.52
9:A:627:A:C5	9:A:637:A:C8	2.97	0.52
9:A:658:U:O2'	13:E:95:LYS:NZ	2.40	0.52
9:A:946:C:O2'	9:A:947:A:H5'	2.09	0.52
9:A:1052:C:H2'	9:A:1053:C:H5'	1.91	0.52
9:A:1070:A:N1	9:A:1097:U:H4'	2.24	0.52
9:A:1172:C:N3	9:A:1173:U:H1'	2.24	0.52
9:A:2199:A:H5'	9:A:2200:C:C5	2.40	0.52
10:B:73:A:OP1	10:B:73:A:H4'	2.08	0.52
11:C:91:ALA:O	11:C:102:TYR:HA	2.10	0.52
11:C:184:GLU:O	11:C:185:ALA:HB3	2.09	0.52
13:E:126:VAL:HG22	13:E:127:GLU:N	2.23	0.52
14:F:60:SER:O	14:F:61:GLY:C	2.48	0.52
18:J:89:PHE:CE1	18:J:93:ILE:HG13	2.44	0.52
19:K:13:ASN:O	19:K:15:GLY:N	2.40	0.52
19:K:18:ARG:H	19:K:45:GLU:CB	2.13	0.52
21:M:1:MET:HE3	21:M:2:LEU:N	2.10	0.52
23:O:89:ASP:H	23:O:116:GLN:HB2	1.73	0.52
25:Q:46:TYR:CZ	25:Q:50:ARG:NH1	2.77	0.52
26:R:42:ALA:HA	26:R:46:GLU:CB	2.37	0.52
27:S:8:ARG:O	27:S:9:HIS:HB2	2.10	0.52
29:U:53:GLN:N	29:U:54:PRO:CD	2.73	0.52
33:Y:45:GLN:O	33:Y:46:VAL:CB	2.57	0.52
9:A:412:A:C2'	9:A:413:C:C5'	2.86	0.52
9:A:603:A:C4'	9:A:604:G:O5'	2.50	0.52
9:A:783:A:H8	9:A:784:G:H4'	1.73	0.52
9:A:1288:G:C5	9:A:1327:A:C2	2.98	0.52
9:A:1359:A:H2'	9:A:1360:G:O5'	2.10	0.52
9:A:1421:G:C2	9:A:1422:G:N7	2.77	0.52
9:A:1669:A:H2'	9:A:1669:A:N3	2.24	0.52
9:A:1799:G:C2	11:C:153:LEU:HD23	2.44	0.52

*Continued on next page...*



*Continued from previous page...*

Atom-1	Atom-2	Interatomic distance (Å)	Clash overlap (Å)
9:A:2273:A:H2'	9:A:2274:A:C8	2.45	0.52
9:A:2793:C:H2'	9:A:2794:C:C6	2.44	0.52
15:G:131:VAL:CG2	15:G:131:VAL:O	2.58	0.52
17:I:123:ALA:C	17:I:125:THR:H	2.10	0.52
18:J:101:ILE:O	18:J:104:ALA:HB3	2.09	0.52
22:N:33:ILE:HD11	22:N:118:ARG:NH2	2.25	0.52
23:O:55:GLU:O	23:O:56:LYS:C	2.47	0.52
26:R:61:ALA:HB2	26:R:98:ILE:HA	1.92	0.52
31:W:18:LYS:HE3	31:W:19:ARG:CG	2.40	0.52
33:Y:8:GLU:O	33:Y:9:LYS:CB	2.55	0.52
33:Y:18:LEU:O	33:Y:22:LEU:HB3	2.09	0.52
3:2:12:ARG:HB2	3:2:12:ARG:NH2	2.25	0.52
9:A:27:G:N2	9:A:512:G:O2'	2.37	0.52
9:A:163:C:O2'	9:A:164:C:P	2.67	0.52
9:A:197:A:H2'	9:A:198:C:H5'	1.91	0.52
9:A:412:A:O2'	9:A:413:C:C5'	2.44	0.52
9:A:1047:G:N2	9:A:1110:G:C4	2.77	0.52
9:A:1056:G:N2	9:A:1102:C:C5	2.78	0.52
9:A:1073:A:C8	9:A:1073:A:OP1	2.62	0.52
9:A:1157:G:H2'	9:A:1158:C:H6	1.74	0.52
9:A:1593:A:H2'	9:A:1594:U:O4'	2.10	0.52
9:A:1637:A:H4'	9:A:2711:A:O2'	2.09	0.52
9:A:1999:C:O2'	9:A:2000:C:H5'	2.10	0.52
9:A:2405:G:H1'	9:A:2412:A:H61	1.73	0.52
9:A:2491:U:H2'	9:A:2491:U:O5'	2.10	0.52
9:A:2593:U:H2'	9:A:2594:C:C6	2.44	0.52
9:A:2772:C:H2'	9:A:2773:C:H6	1.74	0.52
11:C:90:ILE:HD12	11:C:103:ILE:O	2.10	0.52
12:D:105:LYS:HE3	12:D:176:ASP:HB3	1.92	0.52
20:L:96:LYS:HD3	20:L:103:ILE:HA	1.92	0.52
30:V:2:PHE:HD1	30:V:50:MET:CE	2.23	0.52
32:X:12:VAL:HG23	32:X:28:PHE:HB2	1.92	0.52
9:A:142:A:C5	9:A:143:C:C4	2.98	0.52
9:A:372:G:C8	32:X:60:LYS:HE2	2.44	0.52
9:A:855:G:H21	31:W:23:LYS:CB	2.23	0.52
9:A:885:C:H6	9:A:885:C:H3'	1.75	0.52
9:A:1485:U:C2	9:A:1505:A:C2	2.97	0.52
9:A:1535:A:H4'	9:A:1536:C:OP2	2.08	0.52
9:A:1626:A:O2'	9:A:1627:G:OP2	2.27	0.52
9:A:1872:A:H2'	9:A:1873:G:O4'	2.10	0.52
9:A:2221:G:C2'	9:A:2222:C:H5'	2.40	0.52

*Continued on next page...*

*Continued from previous page...*

Atom-1	Atom-2	Interatomic distance (Å)	Clash overlap (Å)
9:A:2305:U:O2'	9:A:2306:C:H5'	2.09	0.52
9:A:2673:G:H2'	9:A:2674:G:H8	1.75	0.52
9:A:2733:A:O2'	9:A:2734:A:H5'	2.10	0.52
12:D:97:SER:CA	12:D:99:GLU:HG2	2.39	0.52
12:D:121:THR:HG22	12:D:125:TRP:CD1	2.41	0.52
17:I:86:LYS:H	17:I:86:LYS:HD2	1.74	0.52
20:L:4:ASN:HD22	20:L:4:ASN:N	1.99	0.52
22:N:12:ARG:HD3	22:N:16:HIS:CG	2.45	0.52
26:R:97:LYS:O	26:R:98:ILE:CB	2.57	0.52
31:W:19:ARG:CZ	31:W:22:VAL:HB	2.40	0.52
34:Z:29:ARG:C	34:Z:30:ARG:HG3	2.30	0.52
9:A:215:G:H4'	9:A:216:A:OP1	2.10	0.52
9:A:259:G:O2'	9:A:260:G:H5'	2.09	0.52
9:A:559:G:H1'	25:Q:55:GLN:NE2	2.24	0.52
9:A:560:C:O2	25:Q:47:ARG:NH1	2.41	0.52
9:A:570:G:H2'	9:A:2030:A:N7	2.24	0.52
9:A:859:G:N2	9:A:916:G:H2'	2.25	0.52
9:A:1157:G:H2'	9:A:1158:C:C6	2.45	0.52
9:A:1161:C:H2'	9:A:1162:G:O5'	2.10	0.52
9:A:1644:C:O2	9:A:1644:C:H2'	2.09	0.52
11:C:241:LYS:O	11:C:243:PRO:HD3	2.10	0.52
16:H:35:LYS:O	16:H:36:ALA:HB2	2.09	0.52
18:J:40:HIS:C	18:J:41:LYS:HG2	2.30	0.52
28:T:29:THR:N	28:T:86:THR:HA	2.25	0.52
29:U:93:ARG:NH1	29:U:102:ILE:CD1	2.70	0.52
2:1:15:GLY:O	2:1:16:THR:O	2.28	0.52
4:3:40:LYS:HA	4:3:43:LEU:HD12	1.91	0.52
9:A:310:A:O2'	9:A:311:A:P	2.67	0.52
9:A:648:G:O2'	9:A:2351:G:OP1	2.16	0.52
9:A:784:G:C5'	11:C:225:ASN:OD1	2.58	0.52
9:A:1189:A:H2'	9:A:1190:G:O5'	2.10	0.52
9:A:1385:A:O2'	9:A:1396:U:O2	2.28	0.52
9:A:1668:A:H4'	9:A:1669:A:O5'	2.10	0.52
9:A:2469:A:C6	9:A:2482:A:C8	2.98	0.52
9:A:2662:A:H2'	9:A:2663:G:O4'	2.09	0.52
11:C:90:ILE:CG2	11:C:102:TYR:HD1	2.21	0.52
11:C:119:VAL:HG12	11:C:133:ASN:HD21	1.75	0.52
11:C:259:ASN:C	11:C:261:ARG:H	2.14	0.52
12:D:29:VAL:HB	12:D:98:VAL:HG13	1.91	0.52
15:G:33:THR:H	15:G:34:ARG:NH1	2.08	0.52
19:K:18:ARG:N	19:K:45:GLU:CB	2.69	0.52

*Continued on next page...*

*Continued from previous page...*

Atom-1	Atom-2	Interatomic distance (Å)	Clash overlap (Å)
20:L:110:VAL:O	20:L:111:ILE:CB	2.49	0.52
20:L:125:LEU:HD23	20:L:125:LEU:N	2.25	0.52
21:M:73:ILE:HG21	21:M:91:TYR:CE2	2.44	0.52
25:Q:91:ARG:CZ	26:R:11:GLN:H	2.23	0.52
25:Q:97:ILE:C	25:Q:97:ILE:HD12	2.30	0.52
26:R:1:MET:HA	26:R:42:ALA:O	2.10	0.52
26:R:74:ILE:N	26:R:74:ILE:HD12	2.25	0.52
27:S:84:ARG:O	27:S:95:ARG:O	2.26	0.52
9:A:234:U:C2'	9:A:235:U:H5'	2.40	0.52
9:A:301:G:C6	9:A:317:G:C6	2.98	0.52
9:A:784:G:H5''	11:C:225:ASN:OD1	2.10	0.52
9:A:784:G:C5	11:C:227:VAL:HG11	2.45	0.52
9:A:1115:G:O2'	9:A:1116:G:C5'	2.57	0.52
9:A:1377:G:O5'	9:A:1377:G:H8	1.93	0.52
9:A:1505:A:O2'	9:A:1506:U:H5'	2.09	0.52
9:A:1585:C:H2'	9:A:1586:A:C4'	2.40	0.52
9:A:1838:C:C5	9:A:1899:A:C5	2.98	0.52
9:A:1936:A:H2	9:A:1943:U:C4	2.28	0.52
9:A:2314:A:C2'	9:A:2315:G:H5'	2.39	0.52
9:A:2659:G:N2	9:A:2661:G:H3'	2.25	0.52
12:D:34:VAL:HG23	12:D:34:VAL:O	2.09	0.52
13:E:5:LEU:HD13	13:E:122:GLU:CG	2.40	0.52
13:E:41:GLN:HB2	13:E:43:THR:CG2	2.40	0.52
15:G:97:VAL:HA	15:G:101:VAL:O	2.10	0.52
16:H:31:VAL:C	16:H:33:GLN:N	2.63	0.52
17:I:56:VAL:HG23	17:I:69:VAL:O	2.10	0.52
21:M:11:LYS:HE2	21:M:87:GLY:O	2.09	0.52
27:S:25:ARG:HD3	27:S:73:LYS:NZ	2.25	0.52
28:T:30:ILE:O	28:T:30:ILE:HG12	2.09	0.52
31:W:75:ASN:O	31:W:76:ARG:HB2	2.09	0.52
33:Y:47:ARG:NH2	33:Y:47:ARG:CG	2.66	0.52
4:3:53:ASP:HB3	20:L:57:LEU:HD22	1.92	0.51
9:A:37:C:H2'	9:A:38:A:O5'	2.10	0.51
9:A:211:C:O2'	9:A:212:G:H5'	2.10	0.51
9:A:294:A:C5	9:A:345:A:C2	2.98	0.51
9:A:514:A:H1'	9:A:581:C:O2'	2.09	0.51
9:A:646:U:H5'	9:A:647:G:H5''	1.91	0.51
9:A:857:G:H2'	9:A:858:G:O4'	2.09	0.51
9:A:1106:G:C2	9:A:1107:G:N9	2.78	0.51
9:A:1394:U:C6	9:A:1394:U:C3'	2.93	0.51
9:A:1405:U:N3	9:A:1406:U:C4	2.77	0.51

*Continued on next page...*

*Continued from previous page...*

Atom-1	Atom-2	Interatomic distance (Å)	Clash overlap (Å)
9:A:1534:U:O2	9:A:1534:U:H2'	2.09	0.51
9:A:1626:A:HO2'	9:A:1627:G:P	2.32	0.51
9:A:1767:G:O2'	9:A:1768:C:H5'	2.10	0.51
9:A:1932:A:H2'	9:A:1933:G:O4'	2.10	0.51
9:A:2109:U:O4	9:A:2110:G:C5	2.63	0.51
9:A:2330:G:N2	31:W:38:ARG:HA	2.23	0.51
9:A:2564:A:OP1	9:A:2648:G:H4'	2.09	0.51
9:A:2728:U:HO2'	9:A:2729:G:P	2.32	0.51
11:C:244:VAL:HG23	11:C:245:THR:O	2.10	0.51
17:I:75:ALA:HB3	17:I:131:THR:HG21	1.91	0.51
18:J:74:TYR:CD2	18:J:92:MET:CE	2.93	0.51
21:M:132:THR:CG2	21:M:133:LYS:H	2.20	0.51
25:Q:86:SER:HB3	26:R:51:VAL:CG1	2.40	0.51
31:W:70:VAL:HG23	31:W:75:ASN:OD1	2.08	0.51
9:A:1644:C:O2'	9:A:1645:G:C5'	2.53	0.51
9:A:1744:A:H5''	9:A:1745:A:OP2	2.09	0.51
9:A:2340:A:H2'	9:A:2341:G:C8	2.46	0.51
12:D:117:GLY:C	12:D:118:PHE:CG	2.81	0.51
16:H:24:GLY:O	16:H:28:ASN:HB2	2.09	0.51
17:I:107:GLU:O	17:I:111:THR:HG23	2.10	0.51
21:M:36:VAL:HG23	30:V:82:TYR:CD1	2.44	0.51
34:Z:38:GLU:OE1	34:Z:38:GLU:N	2.41	0.51
9:A:26:G:H1'	9:A:514:A:H61	1.73	0.51
9:A:118:A:C8	9:A:119:A:C8	2.98	0.51
9:A:137:U:C4	9:A:142:A:N6	2.72	0.51
9:A:408:G:O2'	9:A:409:G:H5'	2.09	0.51
9:A:871:U:OP1	21:M:5:LYS:HG3	2.10	0.51
9:A:1378:A:HO2'	9:A:1379:U:P	2.33	0.51
9:A:1471:G:H2'	9:A:1472:C:C6	2.43	0.51
9:A:2063:C:H2'	9:A:2064:C:H5'	1.92	0.51
9:A:2182:U:H2'	9:A:2183:A:OP1	2.10	0.51
9:A:2182:U:C2'	9:A:2183:A:OP1	2.58	0.51
9:A:2889:C:C2'	9:A:2890:G:O5'	2.58	0.51
11:C:103:ILE:HG23	11:C:104:LEU:N	2.25	0.51
18:J:69:ARG:O	18:J:90:GLU:HG2	2.11	0.51
19:K:45:GLU:HA	19:K:45:GLU:OE2	2.10	0.51
31:W:73:PRO:HG2	31:W:76:ARG:HD2	1.91	0.51
4:3:2:LYS:HE2	9:A:242:G:P	2.50	0.51
5:4:3:VAL:C	5:4:4:ARG:HG2	2.30	0.51
9:A:163:C:O2'	9:A:164:C:O5'	2.27	0.51
9:A:345:A:O2'	9:A:347:A:N7	2.44	0.51

*Continued on next page...*

*Continued from previous page...*

Atom-1	Atom-2	Interatomic distance (Å)	Clash overlap (Å)
9:A:839:U:H2'	9:A:840:C:C6	2.45	0.51
9:A:923:G:H4'	31:W:25:PHE:CE1	2.45	0.51
9:A:1360:G:H5''	9:A:1360:G:H8	1.76	0.51
9:A:1411:U:C2'	9:A:1412:U:H5'	2.40	0.51
9:A:1838:C:C4	9:A:1899:A:C4	2.99	0.51
9:A:2063:C:C2'	9:A:2064:C:H5'	2.41	0.51
9:A:2149:U:HO2'	9:A:2150:C:C4'	2.23	0.51
9:A:2225:A:H4'	9:A:2226:C:O5'	2.11	0.51
9:A:2757:A:N1	15:G:66:THR:HG21	2.25	0.51
12:D:29:VAL:HB	12:D:98:VAL:CG1	2.40	0.51
17:I:32:VAL:HG13	17:I:66:PHE:CE2	2.46	0.51
19:K:20:MET:C	19:K:41:ILE:CD1	2.79	0.51
20:L:40:SER:O	20:L:41:ARG:CB	2.58	0.51
22:N:25:ALA:HA	22:N:48:VAL:CG2	2.40	0.51
23:O:59:ALA:O	23:O:61:GLN:N	2.44	0.51
27:S:29:VAL:HG12	27:S:30:SER:N	2.25	0.51
31:W:46:ALA:CB	31:W:79:ILE:O	2.52	0.51
32:X:10:ARG:HB2	32:X:11:PRO:CD	2.40	0.51
32:X:29:LEU:N	32:X:29:LEU:HD23	2.24	0.51
9:A:395:U:O2'	9:A:396:G:C8	2.62	0.51
9:A:571:U:C4	9:A:575:A:C5	2.98	0.51
9:A:855:G:C2	31:W:23:LYS:HG2	2.46	0.51
9:A:1027:A:C6	9:A:1126:A:N3	2.79	0.51
9:A:1153:C:C2'	9:A:1154:G:O5'	2.59	0.51
9:A:1572:A:C2'	9:A:1573:G:H5'	2.40	0.51
9:A:1738:G:O2'	9:A:1739:A:O5'	2.29	0.51
9:A:1945:G:C4	9:A:1946:U:C5	2.99	0.51
9:A:2400:G:C2'	9:A:2401:U:H5'	2.40	0.51
9:A:2898:U:O2	18:J:134:ALA:HB1	2.10	0.51
10:B:92:C:C2'	10:B:93:C:O5'	2.58	0.51
11:C:93:VAL:O	11:C:94:LEU:HB3	2.10	0.51
18:J:49:ASP:OD1	18:J:121:LYS:NZ	2.43	0.51
22:N:65:LEU:C	22:N:65:LEU:HD12	2.30	0.51
23:O:75:GLY:HA2	23:O:106:LEU:CD1	2.39	0.51
24:P:87:ARG:NH1	24:P:87:ARG:CG	2.68	0.51
25:Q:4:LYS:HZ3	25:Q:5:ARG:HA	1.74	0.51
25:Q:91:ARG:CZ	25:Q:93:ILE:HG21	2.41	0.51
26:R:90:ARG:O	26:R:91:GLN:HB3	2.10	0.51
31:W:42:THR:CG2	31:W:43:LYS:HZ2	2.24	0.51
1:0:27:LEU:H	1:0:27:LEU:CD2	2.24	0.51
3:2:27:GLY:O	3:2:30:VAL:HB	2.10	0.51

*Continued on next page...*

*Continued from previous page...*

Atom-1	Atom-2	Interatomic distance (Å)	Clash overlap (Å)
9:A:103:A:H2'	9:A:104:A:C8	2.46	0.51
9:A:545:U:H6	9:A:546:U:H4'	1.75	0.51
9:A:601:C:O2	9:A:605:G:H4'	2.10	0.51
9:A:659:G:N2	13:E:30:GLN:HE22	2.09	0.51
9:A:1055:G:H3'	9:A:1056:G:H8	1.75	0.51
9:A:1627:G:C2	9:A:1628:G:C8	2.99	0.51
9:A:2630:G:C2'	9:A:2631:G:H5'	2.40	0.51
9:A:2663:G:H2'	9:A:2664:G:C8	2.44	0.51
11:C:44:ASN:C	11:C:44:ASN:OD1	2.49	0.51
13:E:12:LEU:O	13:E:13:THR:HB	2.11	0.51
13:E:119:ILE:HD13	13:E:119:ILE:H	1.76	0.51
15:G:30:GLY:O	15:G:32:LEU:N	2.44	0.51
17:I:33:ASN:HB3	17:I:36:GLU:CB	2.38	0.51
23:O:31:THR:CG2	23:O:34:HIS:N	2.72	0.51
28:T:34:VAL:HG11	28:T:43:ILE:HD12	1.92	0.51
31:W:37:VAL:CG1	31:W:55:ASP:O	2.56	0.51
5:4:7:VAL:HG13	5:4:38:GLY:HA2	1.92	0.51
9:A:439:A:H2'	9:A:440:C:O5'	2.11	0.51
9:A:548:G:H4'	9:A:549:G:H5'	1.93	0.51
9:A:570:G:C4	9:A:2030:A:N7	2.78	0.51
9:A:845:A:C6	9:A:847:U:C6	2.98	0.51
9:A:1013:C:H2'	9:A:1014:A:H8	1.75	0.51
9:A:1105:U:H2'	9:A:1106:G:C8	2.45	0.51
9:A:1590:A:H2'	9:A:1591:A:H8	1.73	0.51
9:A:1730:C:H1'	9:A:1731:G:C2	2.46	0.51
9:A:1906:G:C2'	9:A:1907:G:O5'	2.59	0.51
9:A:1947:C:N3	9:A:1960:A:C2	2.79	0.51
9:A:2311:A:O3'	9:A:2312:U:H6	1.92	0.51
9:A:2579:C:O2'	9:A:2580:U:H5'	2.10	0.51
17:I:89:SER:OG	17:I:135:MET:HA	2.11	0.51
18:J:40:HIS:O	18:J:41:LYS:HG2	2.10	0.51
18:J:81:ILE:CG2	18:J:82:GLY:N	2.68	0.51
18:J:81:ILE:HG12	18:J:82:GLY:N	2.25	0.51
24:P:56:SER:O	24:P:75:THR:HG23	2.11	0.51
24:P:92:ARG:O	24:P:92:ARG:HG3	2.11	0.51
25:Q:77:LYS:HE2	25:Q:116:LEU:CD2	2.40	0.51
28:T:85:VAL:O	28:T:86:THR:O	2.29	0.51
31:W:42:THR:HG22	31:W:43:LYS:N	2.26	0.51
32:X:34:SER:CA	32:X:49:ARG:HA	2.39	0.51
34:Z:13:ILE:CG2	34:Z:14:GLY:N	2.72	0.51
4:3:28:LEU:HD11	4:3:40:LYS:HB3	1.93	0.51

*Continued on next page...*

*Continued from previous page...*

Atom-1	Atom-2	Interatomic distance (Å)	Clash overlap (Å)
5:4:7:VAL:HG23	5:4:8:LYS:H	1.74	0.51
9:A:361:G:HO2'	9:A:362:A:C5'	2.24	0.51
9:A:763:G:O2'	9:A:765:C:H5'	2.11	0.51
9:A:1206:G:O2'	9:A:1207:C:H5'	2.11	0.51
9:A:1327:A:H2'	9:A:1328:A:O5'	2.11	0.51
9:A:1430:G:H2'	9:A:1431:A:H8	1.75	0.51
9:A:1497:U:H5''	9:A:1498:C:OP2	2.11	0.51
9:A:1535:A:O2'	9:A:1536:C:OP1	2.28	0.51
9:A:1760:C:H2'	9:A:1761:C:O4'	2.10	0.51
9:A:1935:G:H1'	9:A:1964:G:H21	1.70	0.51
9:A:2134:A:O2'	9:A:2135:A:C8	2.64	0.51
9:A:2210:U:C2	9:A:2212:A:N7	2.79	0.51
10:B:43:C:O2	14:F:91:ARG:NH2	2.44	0.51
11:C:108:GLY:O	11:C:109:LEU:CD2	2.58	0.51
11:C:246:PRO:HD2	11:C:247:TRP:CZ3	2.46	0.51
13:E:127:GLU:N	13:E:127:GLU:OE1	2.44	0.51
18:J:135:GLN:CA	18:J:135:GLN:NE2	2.74	0.51
19:K:91:SER:O	19:K:92:GLU:C	2.48	0.51
24:P:53:GLY:O	24:P:56:SER:OG	2.23	0.51
25:Q:40:LYS:HD3	25:Q:44:TYR:CE1	2.46	0.51
25:Q:63:ARG:NH2	25:Q:95:ALA:O	2.43	0.51
34:Z:43:ILE:CD1	34:Z:47:ILE:HD11	2.40	0.51
9:A:980:A:C6	9:A:981:A:N1	2.78	0.51
9:A:1009:A:O5'	9:A:1009:A:H8	1.94	0.51
9:A:1064:C:H4'	17:I:89:SER:N	2.26	0.51
9:A:1712:U:N3	9:A:1713:A:C5	2.79	0.51
9:A:1795:C:H2'	9:A:1796:U:C6	2.42	0.51
9:A:1820:U:OP1	11:C:176:ARG:HG2	2.11	0.51
9:A:1857:G:N3	9:A:1884:G:C2	2.79	0.51
9:A:1897:G:C2	9:A:1898:U:C2	2.98	0.51
9:A:2080:A:C5'	32:X:18:SER:HB3	2.41	0.51
9:A:2784:U:H4'	12:D:42:ASN:ND2	2.25	0.51
9:A:2806:C:C2'	9:A:2807:U:H5'	2.41	0.51
10:B:92:C:H2'	10:B:93:C:O5'	2.11	0.51
12:D:104:VAL:HG13	12:D:106:LYS:CD	2.41	0.51
12:D:142:VAL:HG23	12:D:143:PRO:CD	2.41	0.51
14:F:39:VAL:CG1	14:F:40:GLY:N	2.73	0.51
14:F:129:MET:HE3	14:F:153:ILE:HD11	1.90	0.51
14:F:131:VAL:C	14:F:132:ARG:HG3	2.32	0.51
20:L:85:VAL:HG21	20:L:94:THR:HG23	1.92	0.51
21:M:57:VAL:O	21:M:58:LYS:HB2	2.11	0.51

*Continued on next page...*



*Continued from previous page...*

Atom-1	Atom-2	Interatomic distance (Å)	Clash overlap (Å)
23:O:2:ASP:O	23:O:3:LYS:CG	2.59	0.51
23:O:67:ASN:H	23:O:70:ALA:HB3	1.76	0.51
24:P:80:VAL:HG12	24:P:81:ASP:H	1.72	0.51
25:Q:4:LYS:NZ	25:Q:5:ARG:HA	2.26	0.51
28:T:31:VAL:CA	28:T:32:LEU:HD23	2.41	0.51
29:U:35:VAL:HG12	29:U:38:ILE:CG1	2.32	0.51
9:A:112:U:C5'	33:Y:58:ASN:HD21	2.24	0.51
9:A:859:G:OP2	9:A:859:G:C8	2.64	0.51
9:A:945:A:C4	9:A:2448:A:C2	2.98	0.51
9:A:1277:G:H4'	22:N:20:MET:CE	2.38	0.51
9:A:1424:G:H2'	9:A:1425:G:O4'	2.11	0.51
9:A:1459:G:C5	9:A:1461:C:C4	2.99	0.51
9:A:1523:U:O2'	9:A:1524:G:H5'	2.10	0.51
9:A:1627:G:C8	9:A:1627:G:C5'	2.85	0.51
9:A:2013:A:H2'	9:A:2014:A:H5'	1.93	0.51
9:A:2451:A:OP1	9:A:2497:A:N6	2.44	0.51
11:C:142:ASN:HA	11:C:153:LEU:O	2.11	0.51
13:E:127:GLU:CD	13:E:127:GLU:N	2.64	0.51
13:E:141:MET:O	13:E:142:ALA:HB3	2.10	0.51
15:G:117:PRO:O	15:G:118:ALA:O	2.28	0.51
19:K:52:VAL:HG23	19:K:53:LYS:N	2.26	0.51
20:L:132:ARG:HA	20:L:142:ILE:CD1	2.41	0.51
21:M:40:ARG:HB3	21:M:95:LEU:HD12	1.93	0.51
23:O:24:THR:N	23:O:42:PRO:HG3	2.26	0.51
25:Q:26:ALA:CB	25:Q:30:VAL:HG23	2.40	0.51
28:T:39:THR:O	28:T:39:THR:CG2	2.59	0.51
31:W:51:GLY:H	31:W:61:LYS:HZ2	1.58	0.51
3:2:20:ALA:O	3:2:23:ALA:HB3	2.10	0.50
9:A:302:C:O2'	9:A:303:G:C5'	2.59	0.50
9:A:511:U:H5	9:A:512:G:C5	2.28	0.50
9:A:554:U:O4	9:A:555:G:C6	2.64	0.50
9:A:996:A:O3'	25:Q:91:ARG:HG2	2.11	0.50
9:A:1240:U:C6	9:A:1240:U:H5''	2.46	0.50
9:A:1247:A:C4	9:A:1249:U:C5	2.99	0.50
9:A:1500:G:O2'	9:A:1501:G:H5'	2.11	0.50
9:A:1694:C:H4'	9:A:1695:G:C5'	2.41	0.50
9:A:1875:G:H2'	9:A:1876:A:OP2	2.11	0.50
9:A:2197:U:O2'	9:A:2198:A:P	2.69	0.50
9:A:2563:U:O2	9:A:2565:A:H8	1.94	0.50
9:A:2656:U:C4	9:A:2664:G:N2	2.79	0.50
10:B:90:C:C2'	10:B:91:C:O5'	2.59	0.50

*Continued on next page...*

*Continued from previous page...*

Atom-1	Atom-2	Interatomic distance (Å)	Clash overlap (Å)
13:E:37:ALA:C	13:E:39:ALA:H	2.15	0.50
14:F:131:VAL:HG21	14:F:151:LEU:CD1	2.40	0.50
17:I:58:ILE:HG22	17:I:60:VAL:HG23	1.92	0.50
20:L:96:LYS:HA	20:L:101:ILE:HG22	1.93	0.50
21:M:36:VAL:HG12	21:M:127:LYS:C	2.31	0.50
23:O:111:ARG:C	23:O:113:ALA:N	2.64	0.50
25:Q:40:LYS:HA	25:Q:43:GLN:HG2	1.93	0.50
25:Q:65:ASN:HD22	25:Q:69:ARG:HH22	1.52	0.50
26:R:47:VAL:CG1	26:R:54:VAL:HB	2.41	0.50
27:S:29:VAL:CG1	27:S:30:SER:N	2.74	0.50
30:V:6:ALA:HB1	30:V:40:ILE:CG2	2.41	0.50
5:4:7:VAL:HG23	5:4:8:LYS:N	2.27	0.50
9:A:37:C:H1'	13:E:45:ALA:HB2	1.92	0.50
9:A:568:U:OP1	20:L:36:LYS:HE3	2.12	0.50
9:A:1437:C:H2'	9:A:1438:U:C6	2.45	0.50
9:A:2140:G:OP2	9:A:2140:G:C8	2.63	0.50
9:A:2720:U:C6	9:A:2872:A:N6	2.79	0.50
9:A:2728:U:O2'	9:A:2729:G:H5''	2.11	0.50
11:C:141:HIS:HE2	11:C:193:GLU:C	2.15	0.50
11:C:247:TRP:O	11:C:249:VAL:N	2.44	0.50
12:D:35:THR:CG2	12:D:51:THR:HG22	2.41	0.50
13:E:42:GLY:C	13:E:43:THR:HG23	2.31	0.50
13:E:134:LEU:HD11	13:E:138:LEU:HD11	1.93	0.50
14:F:105:ILE:O	14:F:105:ILE:HG13	2.12	0.50
15:G:36:LEU:N	15:G:36:LEU:CD2	2.74	0.50
15:G:93:TYR:O	15:G:94:ARG:HB3	2.11	0.50
15:G:117:PRO:O	15:G:118:ALA:C	2.49	0.50
16:H:9:VAL:O	16:H:13:GLY:HA3	2.12	0.50
21:M:5:LYS:HZ2	21:M:5:LYS:HB3	1.75	0.50
25:Q:93:ILE:CG2	25:Q:94:LEU:H	2.24	0.50
26:R:18:GLN:O	26:R:97:LYS:O	2.29	0.50
26:R:39:LEU:HB3	26:R:49:ILE:HD13	1.94	0.50
28:T:32:LEU:N	28:T:83:ALA:CB	2.70	0.50
31:W:75:ASN:OD1	31:W:76:ARG:N	2.44	0.50
32:X:40:GLU:HG3	32:X:43:LYS:HZ3	1.75	0.50
5:4:9:LYS:O	5:4:10:LEU:HD23	2.11	0.50
9:A:28:A:C2	9:A:513:A:C8	3.00	0.50
9:A:151:C:H2'	9:A:152:A:C8	2.47	0.50
9:A:238:C:H3'	9:A:238:C:C6	2.47	0.50
9:A:622:G:H2'	9:A:623:C:H6	1.74	0.50
9:A:830:G:H4'	9:A:831:G:OP2	2.11	0.50

*Continued on next page...*

*Continued from previous page...*

Atom-1	Atom-2	Interatomic distance (Å)	Clash overlap (Å)
9:A:1141:U:C4'	9:A:1142:A:O5'	2.58	0.50
9:A:1565:C:O2'	9:A:1566:A:O5'	2.30	0.50
9:A:2077:A:O2'	9:A:2078:C:H5'	2.12	0.50
9:A:2280:G:C2	9:A:2281:A:C8	2.99	0.50
11:C:123:ILE:O	11:C:123:ILE:CG1	2.58	0.50
11:C:238:ASN:O	11:C:239:PHE:HB2	2.12	0.50
15:G:115:GLN:OE1	15:G:115:GLN:N	2.44	0.50
17:I:135:MET:HG2	17:I:137:LEU:HG	1.92	0.50
26:R:102:SER:O	26:R:103:ALA:O	2.29	0.50
27:S:73:LYS:CA	27:S:73:LYS:CE	2.71	0.50
31:W:22:VAL:CG1	31:W:25:PHE:CE2	2.92	0.50
32:X:70:LEU:HB3	32:X:75:GLU:HB2	1.93	0.50
1:0:50:GLY:O	1:0:51:ARG:O	2.29	0.50
4:3:51:LYS:NZ	4:3:54:LEU:HD23	2.26	0.50
9:A:611:C:C2'	9:A:612:G:H5'	2.42	0.50
9:A:1195:G:N3	9:A:1226:A:H2	2.08	0.50
9:A:1405:U:C2	9:A:1406:U:C5	2.99	0.50
9:A:1568:G:H4'	11:C:58:LYS:CG	2.42	0.50
9:A:1650:A:H2'	9:A:1651:G:H5''	1.93	0.50
9:A:2134:A:O2'	9:A:2135:A:H8	1.94	0.50
9:A:2543:G:H5'	9:A:2543:G:C8	2.36	0.50
9:A:2635:A:H2'	9:A:2636:C:O5'	2.11	0.50
12:D:25:THR:O	12:D:25:THR:HG22	2.09	0.50
13:E:91:ASP:C	13:E:91:ASP:OD2	2.49	0.50
14:F:27:VAL:O	14:F:27:VAL:CG1	2.59	0.50
14:F:153:ILE:HD12	14:F:153:ILE:O	2.12	0.50
19:K:1:MET:CE	19:K:32:TYR:CE1	2.95	0.50
19:K:120:PRO:HG3	24:P:65:ASN:HD21	1.77	0.50
21:M:64:TRP:HB2	21:M:104:GLU:HB2	1.94	0.50
25:Q:104:ALA:O	25:Q:107:ALA:HB3	2.11	0.50
31:W:71:LYS:HD3	31:W:71:LYS:N	2.26	0.50
32:X:19:HIS:C	32:X:21:LEU:H	2.13	0.50
34:Z:34:THR:CG2	34:Z:35:VAL:N	2.75	0.50
1:0:41:HIS:CD2	22:N:101:GLY:H	2.29	0.50
2:1:8:ILE:CG2	2:1:9:LYS:N	2.74	0.50
9:A:324:A:N6	9:A:339:U:O4'	2.44	0.50
9:A:659:G:C5	9:A:660:C:C5	2.99	0.50
9:A:734:A:C5	9:A:735:A:N7	2.80	0.50
9:A:876:C:H2'	9:A:877:A:C8	2.47	0.50
9:A:978:G:O2'	9:A:979:A:H5'	2.12	0.50
9:A:1678:A:H2'	9:A:1679:A:H5'	1.94	0.50

*Continued on next page...*

*Continued from previous page...*

Atom-1	Atom-2	Interatomic distance (Å)	Clash overlap (Å)
9:A:1788:C:H2'	9:A:1789:A:C5'	2.39	0.50
9:A:1945:G:O2'	9:A:1946:U:H5'	2.12	0.50
12:D:104:VAL:HG13	12:D:106:LYS:HD3	1.92	0.50
15:G:2:ARG:HH21	15:G:2:ARG:HG3	1.76	0.50
15:G:84:LYS:CB	15:G:132:LEU:H	2.25	0.50
15:G:137:LYS:O	15:G:140:ILE:HD13	2.10	0.50
17:I:72:THR:HB	17:I:112:LYS:NZ	2.26	0.50
22:N:44:LEU:HD11	22:N:48:VAL:HG23	1.93	0.50
23:O:111:ARG:O	23:O:114:GLY:N	2.42	0.50
28:T:11:LEU:HG	28:T:46:ALA:HB1	1.93	0.50
28:T:50:LEU:HD23	33:Y:26:PHE:CE1	2.46	0.50
31:W:37:VAL:CG2	31:W:55:ASP:O	2.59	0.50
31:W:39:GLN:CG	31:W:42:THR:H	2.23	0.50
32:X:31:ASN:O	32:X:51:SER:HA	2.11	0.50
32:X:67:LEU:HD22	32:X:77:TYR:CG	2.46	0.50
4:3:31:ILE:O	4:3:31:ILE:HG13	2.12	0.50
9:A:103:A:H2'	9:A:104:A:O4'	2.12	0.50
9:A:153:U:C2'	9:A:154:U:H5'	2.42	0.50
9:A:272:A:O2'	9:A:273:G:P	2.69	0.50
9:A:275:C:N4	9:A:276:U:C6	2.79	0.50
9:A:359:G:H5''	9:A:360:U:OP2	2.12	0.50
9:A:398:C:H2'	9:A:399:U:O5'	2.11	0.50
9:A:451:U:C2	9:A:453:A:N7	2.80	0.50
9:A:1058:U:O4'	17:I:117:THR:HG21	2.11	0.50
9:A:1305:C:O2	9:A:1305:C:H2'	2.11	0.50
9:A:1356:G:C2	9:A:1357:C:C2	3.00	0.50
9:A:1656:C:H5''	12:D:141:ARG:CB	2.41	0.50
9:A:1694:C:H4'	9:A:1695:G:H5''	1.92	0.50
9:A:2489:U:H2'	9:A:2490:G:O5'	2.12	0.50
9:A:2579:C:C3'	9:A:2580:U:H5'	2.39	0.50
11:C:247:TRP:C	11:C:249:VAL:H	2.15	0.50
12:D:121:THR:HB	12:D:127:PHE:CD1	2.46	0.50
13:E:10:SER:O	13:E:11:ALA:HB3	2.12	0.50
15:G:162:ARG:NH1	15:G:168:VAL:HG21	2.26	0.50
18:J:56:VAL:CG1	18:J:57:LEU:N	2.59	0.50
20:L:93:ASN:O	20:L:94:THR:HG22	2.12	0.50
21:M:5:LYS:HB3	21:M:5:LYS:NZ	2.26	0.50
25:Q:91:ARG:HD3	26:R:11:GLN:CG	2.41	0.50
30:V:29:ILE:HG22	30:V:90:ASP:HA	1.92	0.50
9:A:38:A:O2'	13:E:43:THR:HA	2.12	0.50
9:A:1240:U:H5''	9:A:1240:U:H6	1.75	0.50

*Continued on next page...*

*Continued from previous page...*

Atom-1	Atom-2	Interatomic distance (Å)	Clash overlap (Å)
9:A:1610:A:H4'	9:A:1611:C:OP2	2.12	0.50
9:A:2085:U:H2'	9:A:2086:U:O5'	2.11	0.50
9:A:2250:G:H21	9:A:2496:C:C5'	2.22	0.50
9:A:2297:A:H5''	9:A:2297:A:H8	1.73	0.50
9:A:2321:U:H6	9:A:2321:U:H5''	1.76	0.50
9:A:2425:A:H5''	9:A:2427:C:H5'	1.94	0.50
9:A:2444:G:P	13:E:63:LYS:HE2	2.52	0.50
9:A:2520:C:O2'	9:A:2521:C:C5'	2.60	0.50
9:A:2659:G:P	15:G:157:LYS:HE3	2.51	0.50
10:B:46:A:C5	10:B:47:C:C5	3.00	0.50
12:D:53:GLY:CA	12:D:77:ARG:H	2.24	0.50
14:F:128:SER:OG	14:F:154:THR:HB	2.12	0.50
15:G:94:ARG:HG3	15:G:127:GLN:OE1	2.12	0.50
19:K:12:ASP:HA	19:K:98:ARG:O	2.12	0.50
25:Q:49:ARG:HG3	25:Q:49:ARG:NH1	2.26	0.50
26:R:61:ALA:HB2	26:R:98:ILE:HD13	1.93	0.50
34:Z:40:THR:CG2	34:Z:43:ILE:H	2.23	0.50
4:3:26:ALA:HB1	9:A:2392:A:O3'	2.12	0.50
9:A:207:A:H2'	9:A:208:C:O4'	2.11	0.50
9:A:216:A:H2'	9:A:217:A:C8	2.47	0.50
9:A:357:C:C6	9:A:358:U:C5	3.00	0.50
9:A:920:A:C6	9:A:921:C:C4	2.99	0.50
9:A:988:A:OP2	34:Z:11:SER:HB3	2.11	0.50
9:A:1074:G:H2'	9:A:1075:C:C6	2.47	0.50
9:A:1081:U:OP2	9:A:1081:U:C6	2.64	0.50
9:A:1275:A:O2'	9:A:1645:G:N3	2.44	0.50
9:A:2199:A:N3	9:A:2199:A:H2'	2.27	0.50
9:A:2897:U:H2'	9:A:2898:U:H6	1.75	0.50
11:C:94:LEU:HD12	11:C:94:LEU:C	2.28	0.50
12:D:146:ILE:HB	12:D:159:LYS:HD2	1.93	0.50
15:G:126:THR:CG2	15:G:127:GLN:N	2.55	0.50
16:H:1:MET:HB3	16:H:21:VAL:O	2.12	0.50
17:I:6:ALA:HB3	17:I:60:VAL:H	1.77	0.50
19:K:21:CYS:N	19:K:41:ILE:HD11	2.26	0.50
28:T:2:ILE:HG13	28:T:3:ARG:CZ	2.42	0.50
28:T:29:THR:CA	28:T:86:THR:H	2.24	0.50
30:V:68:LYS:O	30:V:69:GLU:C	2.49	0.50
31:W:24:ARG:HD2	31:W:25:PHE:CA	2.42	0.50
31:W:40:ARG:HH11	31:W:45:HIS:CE1	2.30	0.50
9:A:31:C:H4'	9:A:1238:G:H4'	1.94	0.50
9:A:142:A:C2	9:A:143:C:C2	3.00	0.50

*Continued on next page...*

*Continued from previous page...*

Atom-1	Atom-2	Interatomic distance (Å)	Clash overlap (Å)
9:A:332:A:C5	9:A:335:C:C4	3.00	0.50
9:A:912:C:H2'	9:A:913:U:C6	2.47	0.50
9:A:1098:A:H3'	9:A:1099:G:C8	2.47	0.50
9:A:1179:G:N7	9:A:1180:U:H1'	2.24	0.50
9:A:1223:G:N2	9:A:1226:A:OP2	2.41	0.50
9:A:1249:U:H5'	9:A:1249:U:H6	1.77	0.50
9:A:1520:U:H2'	9:A:1521:G:O5'	2.12	0.50
9:A:1754:A:C6	9:A:1755:A:C6	3.00	0.50
9:A:2503:A:H3'	9:A:2503:A:OP2	2.12	0.50
9:A:2637:U:OP1	12:D:83:ARG:NH2	2.45	0.50
9:A:2865:U:C4	9:A:2866:U:C5	3.00	0.50
13:E:4:VAL:O	13:E:4:VAL:HG12	2.11	0.50
13:E:5:LEU:O	13:E:6:LYS:C	2.50	0.50
14:F:168:LEU:HG	14:F:169:LEU:HD12	1.92	0.50
15:G:89:VAL:O	15:G:159:LYS:HA	2.12	0.50
18:J:13:ARG:O	18:J:14:ASP:CB	2.60	0.50
19:K:10:VAL:HB	19:K:16:ALA:CB	2.35	0.50
19:K:118:LEU:O	19:K:119:ALA:HB3	2.12	0.50
20:L:55:MET:HE2	20:L:56:PRO:HD2	1.93	0.50
25:Q:97:ILE:CD1	25:Q:105:PHE:HB2	2.42	0.50
27:S:2:GLU:O	27:S:3:THR:HG23	2.10	0.50
30:V:2:PHE:HB3	30:V:61:LEU:HD22	1.94	0.50
31:W:77:LYS:O	31:W:78:PHE:CB	2.58	0.50
32:X:44:ARG:HE	32:X:46:VAL:HG13	1.76	0.50
4:3:61:LEU:CB	4:3:64:ALA:HB2	2.39	0.49
9:A:947:A:O2'	9:A:984:A:H2	1.95	0.49
9:A:1188:U:O2'	9:A:1189:A:H5'	2.12	0.49
9:A:1869:G:N2	9:A:1873:G:C6	2.80	0.49
9:A:2006:C:O5'	9:A:2006:C:H6	1.94	0.49
9:A:2199:A:C4	9:A:2225:A:C2	2.99	0.49
9:A:2575:C:H2'	9:A:2578:G:O6	2.12	0.49
9:A:2861:U:O2'	9:A:2862:G:H5'	2.12	0.49
10:B:89:U:H3'	10:B:90:C:H5''	1.94	0.49
12:D:20:VAL:CG1	12:D:21:SER:N	2.74	0.49
14:F:1:ALA:O	14:F:2:LYS:HB3	2.12	0.49
16:H:1:MET:O	16:H:20:ASN:ND2	2.44	0.49
18:J:6:ALA:H	18:J:45:THR:HG21	1.76	0.49
19:K:4:GLU:O	19:K:5:GLN:HB2	2.11	0.49
20:L:38:GLN:O	20:L:40:SER:O	2.30	0.49
22:N:24:MET:HE2	22:N:44:LEU:HB2	1.94	0.49
25:Q:65:ASN:O	25:Q:69:ARG:HB3	2.12	0.49

*Continued on next page...*

*Continued from previous page...*

Atom-1	Atom-2	Interatomic distance (Å)	Clash overlap (Å)
28:T:14:PRO:HA	28:T:32:LEU:HB3	1.93	0.49
28:T:14:PRO:O	28:T:14:PRO:HG2	2.12	0.49
28:T:40:LYS:HA	28:T:43:ILE:HG23	1.90	0.49
31:W:11:ASN:C	31:W:12:GLY:O	2.50	0.49
31:W:22:VAL:O	31:W:25:PHE:HB2	2.12	0.49
31:W:24:ARG:HD2	31:W:24:ARG:C	2.32	0.49
34:Z:24:LEU:HG	34:Z:24:LEU:O	2.11	0.49
9:A:79:C:O2'	9:A:346:A:H1'	2.12	0.49
9:A:182:A:O2'	9:A:183:C:H5'	2.12	0.49
9:A:478:A:C6	9:A:480:A:C6	3.00	0.49
9:A:616:A:H4'	13:E:101:TYR:CE2	2.47	0.49
9:A:1055:G:H2'	9:A:1055:G:N3	2.26	0.49
9:A:1469:A:H2'	9:A:1470:A:C8	2.48	0.49
9:A:1923:U:H2'	9:A:1924:C:H6	1.77	0.49
9:A:1936:A:H2'	9:A:1945:G:O6	2.12	0.49
9:A:2352:A:N1	31:W:30:VAL:CG1	2.66	0.49
9:A:2638:G:O2'	9:A:2775:G:N2	2.45	0.49
9:A:2840:C:H2'	9:A:2841:C:H6	1.77	0.49
12:D:38:LYS:O	12:D:46:ARG:HA	2.12	0.49
14:F:134:GLN:CG	14:F:135:ILE:N	2.65	0.49
19:K:2:ILE:O	19:K:3:GLN:O	2.30	0.49
19:K:63:VAL:HG22	19:K:107:LEU:CD2	2.41	0.49
20:L:67:THR:CG2	20:L:68:SER:N	2.72	0.49
27:S:1:MET:HE2	27:S:1:MET:CA	2.24	0.49
28:T:51:PHE:C	28:T:52:GLU:HG2	2.30	0.49
33:Y:18:LEU:HD13	33:Y:22:LEU:HB2	1.94	0.49
5:4:10:LEU:HD12	5:4:33:HIS:HD2	1.69	0.49
9:A:1106:G:C4	9:A:1107:G:C8	3.00	0.49
9:A:1416:G:O2'	9:A:1417:C:C5'	2.60	0.49
9:A:1643:G:C2'	9:A:1644:C:O5'	2.60	0.49
9:A:1742:U:O2'	9:A:1743:G:H5'	2.11	0.49
9:A:1856:U:O4	9:A:1857:G:N1	2.45	0.49
9:A:2704:C:O2	9:A:2704:C:H2'	2.11	0.49
9:A:2846:G:H2'	9:A:2847:U:O4'	2.13	0.49
10:B:14:U:OP2	10:B:70:C:O2'	2.31	0.49
11:C:251:THR:CG2	11:C:252:LYS:N	2.54	0.49
23:O:2:ASP:O	23:O:3:LYS:HB3	2.12	0.49
25:Q:40:LYS:NZ	25:Q:40:LYS:HB2	2.27	0.49
26:R:67:GLY:HA3	26:R:93:PHE:CZ	2.47	0.49
28:T:22:THR:O	28:T:25:GLU:HB3	2.12	0.49
28:T:57:VAL:HG22	28:T:58:VAL:N	2.28	0.49

*Continued on next page...*



*Continued from previous page...*

Atom-1	Atom-2	Interatomic distance (Å)	Clash overlap (Å)
31:W:16:GLU:CA	31:W:16:GLU:OE2	2.60	0.49
31:W:40:ARG:NH1	31:W:45:HIS:NE2	2.60	0.49
6:5:76:MA6:H103	9:A:2584:U:H5'	1.93	0.49
9:A:27:G:O2'	9:A:28:A:OP2	2.27	0.49
9:A:1131:G:O2'	9:A:2026:U:H5'	2.12	0.49
9:A:1179:G:C6	9:A:1180:U:O2'	2.64	0.49
9:A:1850:G:C5	9:A:1851:U:C4	3.00	0.49
9:A:1856:U:C4	9:A:1857:G:C6	3.01	0.49
9:A:1958:C:C2'	9:A:1959:G:H5'	2.42	0.49
9:A:2217:G:H2'	9:A:2218:G:O4'	2.13	0.49
9:A:2307:G:N2	9:A:2311:A:C8	2.81	0.49
9:A:2435:A:C2'	9:A:2436:G:O5'	2.61	0.49
9:A:2601:C:C2	9:A:2603:G:N7	2.80	0.49
10:B:19:C:O2'	10:B:20:G:H5'	2.12	0.49
10:B:35:C:H2'	10:B:36:C:O5'	2.11	0.49
10:B:52:A:H4'	10:B:53:A:OP1	2.11	0.49
11:C:229:HIS:CD2	11:C:230:PRO:HD2	2.47	0.49
12:D:9:VAL:CG2	12:D:10:GLY:N	2.75	0.49
12:D:39:ASP:CG	12:D:40:LEU:N	2.65	0.49
13:E:108:ILE:CD1	13:E:180:LEU:CD1	2.91	0.49
14:F:151:LEU:CD1	14:F:151:LEU:C	2.79	0.49
19:K:61:VAL:CG2	19:K:112:PHE:CE2	2.95	0.49
23:O:116:GLN:O	23:O:117:PHE:HB3	2.12	0.49
24:P:17:PRO:HG3	24:P:83:ILE:O	2.12	0.49
24:P:103:THR:O	24:P:103:THR:HG23	2.11	0.49
25:Q:91:ARG:HD3	26:R:11:GLN:HG3	1.94	0.49
27:S:74:ILE:HG23	27:S:74:ILE:O	2.11	0.49
30:V:5:ASN:HB3	30:V:64:VAL:HB	1.95	0.49
33:Y:57:LEU:CA	33:Y:60:LYS:HB3	2.24	0.49
9:A:71:A:N3	9:A:71:A:H5''	2.28	0.49
9:A:273:G:O2'	9:A:274:C:O5'	2.30	0.49
9:A:466:A:H2'	9:A:467:G:H5'	1.95	0.49
9:A:839:U:H1'	9:A:1191:G:H1'	1.94	0.49
9:A:908:C:O2'	9:A:909:A:H5'	2.12	0.49
9:A:927:A:H2'	9:A:928:A:C8	2.48	0.49
9:A:987:C:H2'	9:A:988:A:H5'	1.93	0.49
9:A:1257:C:C5'	13:E:78:TRP:CZ3	2.95	0.49
9:A:1296:G:H2'	9:A:1297:C:O5'	2.12	0.49
9:A:2385:C:O2'	9:A:2386:A:H5'	2.12	0.49
9:A:2495:G:O2'	9:A:2496:C:H5'	2.12	0.49
9:A:2672:U:H2'	9:A:2673:G:O5'	2.13	0.49

*Continued on next page...*

*Continued from previous page...*

Atom-1	Atom-2	Interatomic distance (Å)	Clash overlap (Å)
9:A:2756:U:H4'	9:A:2757:A:O5'	2.12	0.49
14:F:174:PHE:CD1	14:F:176:PHE:CE1	3.00	0.49
19:K:28:SER:O	19:K:29:HIS:HB2	2.12	0.49
19:K:51:LYS:CE	19:K:51:LYS:O	2.61	0.49
20:L:55:MET:HE2	20:L:56:PRO:CD	2.41	0.49
25:Q:105:PHE:O	25:Q:108:LEU:N	2.46	0.49
26:R:49:ILE:CD1	26:R:53:PHE:H	2.24	0.49
31:W:23:LYS:HG3	31:W:24:ARG:N	2.28	0.49
31:W:39:GLN:HG3	31:W:42:THR:CA	2.42	0.49
31:W:76:ARG:NH2	31:W:76:ARG:CG	2.68	0.49
9:A:499:U:H2'	9:A:500:G:O4'	2.13	0.49
9:A:536:G:H2'	9:A:537:G:O5'	2.13	0.49
9:A:571:U:C4	9:A:2030:A:N1	2.80	0.49
9:A:846:U:O2	9:A:846:U:H2'	2.13	0.49
9:A:1005:C:H1'	9:A:1012:U:C4	2.47	0.49
9:A:1383:A:H2'	9:A:1384:A:C8	2.47	0.49
9:A:1430:G:H2'	9:A:1431:A:C8	2.47	0.49
9:A:1507:C:C4	9:A:1508:A:C2	3.01	0.49
9:A:1510:G:H5'	9:A:1510:G:C8	2.45	0.49
9:A:1513:U:C2'	9:A:1514:G:H5'	2.43	0.49
9:A:1927:A:H2'	9:A:1928:A:C8	2.48	0.49
9:A:2152:G:O2'	9:A:2153:C:C4'	2.61	0.49
9:A:2188:U:O2'	9:A:2189:U:H5'	2.13	0.49
9:A:2264:C:H41	31:W:11:ASN:ND2	2.10	0.49
9:A:2282:G:H5''	9:A:2283:C:O4'	2.13	0.49
9:A:2489:U:O2	9:A:2491:U:C4	2.66	0.49
9:A:2681:C:C2	9:A:2724:U:O4	2.66	0.49
9:A:2805:C:C4	9:A:2806:C:C4	3.01	0.49
10:B:49:C:O3'	23:O:68:LYS:HE2	2.12	0.49
10:B:53:A:O2'	10:B:54:G:C5'	2.57	0.49
12:D:86:GLU:OE1	12:D:86:GLU:HA	2.13	0.49
13:E:149:ILE:HD12	13:E:175:ILE:HB	1.95	0.49
14:F:39:VAL:CG1	14:F:49:LEU:CD1	2.89	0.49
14:F:110:ILE:O	14:F:111:ARG:C	2.51	0.49
17:I:16:MET:O	17:I:19:PRO:HD3	2.12	0.49
20:L:68:SER:HB3	20:L:71:ALA:HB3	1.95	0.49
23:O:7:ARG:HA	23:O:10:ARG:NH2	2.27	0.49
24:P:24:THR:O	24:P:25:VAL:O	2.30	0.49
24:P:50:ARG:HG2	24:P:57:ALA:H	0.40	0.49
25:Q:60:TRP:CH2	25:Q:93:ILE:HB	2.47	0.49
1:O:2:VAL:HG21	9:A:2015:A:C4	2.47	0.49

*Continued on next page...*

*Continued from previous page...*

Atom-1	Atom-2	Interatomic distance (Å)	Clash overlap (Å)
9:A:847:U:O2'	9:A:848:C:H5'	2.13	0.49
9:A:1073:A:H2'	9:A:1074:G:C5'	2.23	0.49
9:A:1429:G:N3	9:A:1568:G:C2	2.81	0.49
9:A:1612:C:C2'	9:A:1613:G:O5'	2.61	0.49
9:A:2056:G:C2	9:A:2057:G:C8	3.00	0.49
17:I:27:LEU:C	17:I:27:LEU:HD12	2.32	0.49
19:K:113:MET:O	19:K:116:ILE:CD1	2.60	0.49
20:L:79:LEU:HD13	20:L:116:VAL:HG12	1.94	0.49
21:M:77:PRO:CD	21:M:80:VAL:HG11	2.42	0.49
21:M:114:ARG:HA	21:M:130:PHE:HE1	1.74	0.49
26:R:49:ILE:HG22	26:R:54:VAL:HG12	1.95	0.49
28:T:44:LYS:O	28:T:48:GLN:HG2	2.13	0.49
29:U:12:VAL:HA	29:U:69:VAL:HG12	1.95	0.49
29:U:33:VAL:O	29:U:64:ILE:HG22	2.13	0.49
31:W:71:LYS:N	31:W:71:LYS:CD	2.76	0.49
9:A:928:A:C2'	9:A:929:U:H5'	2.42	0.49
9:A:998:C:OP2	25:Q:57:ARG:NH2	2.43	0.49
9:A:1074:G:H2'	9:A:1075:C:C5	2.48	0.49
9:A:1088:A:H4'	9:A:1089:A:H8	1.78	0.49
9:A:1210:G:P	9:A:1212:G:H5'	2.53	0.49
9:A:1214:A:H4'	9:A:1239:G:H4'	1.95	0.49
9:A:1296:G:C2'	9:A:1297:C:O5'	2.60	0.49
9:A:1694:C:H4'	9:A:1695:G:O5'	2.13	0.49
9:A:1936:A:N3	9:A:1943:U:H5	2.11	0.49
11:C:90:ILE:HG21	11:C:102:TYR:CD1	2.47	0.49
13:E:5:LEU:HD12	13:E:10:SER:HB3	1.95	0.49
13:E:119:ILE:CD1	13:E:187:VAL:HG22	2.43	0.49
15:G:7:PRO:O	15:G:68:ARG:NH1	2.45	0.49
17:I:32:VAL:HG22	17:I:66:PHE:CG	2.47	0.49
17:I:90:GLY:O	17:I:92:PRO:HD3	2.12	0.49
18:J:3:THR:HG21	25:Q:60:TRP:HE1	1.78	0.49
19:K:103:VAL:O	19:K:122:VAL:HB	2.12	0.49
22:N:73:ASN:ND2	22:N:76:VAL:HG11	2.28	0.49
23:O:115:LEU:HD12	23:O:116:GLN:H	1.78	0.49
26:R:73:LYS:C	26:R:74:ILE:HD12	2.33	0.49
29:U:27:VAL:HG22	29:U:28:LEU:N	2.27	0.49
33:Y:9:LYS:HB3	33:Y:12:GLU:HG3	1.95	0.49
33:Y:17:GLU:OE2	33:Y:21:LEU:HD11	2.12	0.49
1:0:42:ILE:CD1	1:0:48:TYR:HB2	2.43	0.49
9:A:137:U:O2'	9:A:138:U:P	2.71	0.49
9:A:314:C:O2'	9:A:315:G:H5'	2.13	0.49

*Continued on next page...*

*Continued from previous page...*

Atom-1	Atom-2	Interatomic distance (Å)	Clash overlap (Å)
9:A:1206:G:C5	9:A:1207:C:C5	3.01	0.49
9:A:1604:C:H2'	9:A:1605:C:C6	2.47	0.49
9:A:1739:A:C8	9:A:1739:A:H5''	2.47	0.49
9:A:1786:A:C4	9:A:1938:A:C6	3.00	0.49
9:A:2107:G:O6	9:A:2183:A:C5	2.66	0.49
9:A:2148:G:O2'	9:A:2149:U:O4'	2.31	0.49
9:A:2149:U:O2'	9:A:2150:C:C4'	2.61	0.49
16:H:6:LEU:HD13	16:H:6:LEU:N	2.28	0.49
17:I:61:TYR:CD2	17:I:61:TYR:N	2.81	0.49
18:J:30:THR:HG22	18:J:31:GLU:N	2.27	0.49
19:K:51:LYS:HE3	19:K:51:LYS:C	2.32	0.49
20:L:95:LEU:HD22	20:L:100:ILE:HG12	1.95	0.49
21:M:1:MET:CE	21:M:1:MET:HA	2.43	0.49
22:N:65:LEU:HD12	22:N:65:LEU:O	2.13	0.49
23:O:3:LYS:CG	23:O:4:LYS:N	2.75	0.49
23:O:31:THR:HG23	23:O:34:HIS:N	2.23	0.49
24:P:103:THR:O	24:P:104:GLY:O	2.30	0.49
28:T:20:ALA:O	28:T:21:SER:C	2.50	0.49
29:U:44:HIS:O	29:U:45:GLN:C	2.51	0.49
29:U:80:ASP:O	29:U:81:ARG:HB2	2.12	0.49
31:W:23:LYS:HZ2	31:W:24:ARG:CG	2.23	0.49
31:W:39:GLN:CG	31:W:42:THR:N	2.66	0.49
32:X:67:LEU:HD22	32:X:77:TYR:CD2	2.48	0.49
2:1:8:ILE:CD1	2:1:24:LYS:HG2	2.33	0.49
2:1:16:THR:HG21	2:1:41:VAL:HG22	1.95	0.49
9:A:244:A:H2'	9:A:245:G:O4'	2.13	0.49
9:A:626:A:C2	20:L:78:ARG:HD3	2.48	0.49
9:A:699:A:H1'	9:A:1634:A:H2'	1.95	0.49
9:A:845:A:H3'	9:A:845:A:N3	2.28	0.49
9:A:1171:G:C5	9:A:1172:C:C5	3.01	0.49
9:A:1406:U:O2'	9:A:1407:G:O5'	2.31	0.49
9:A:1485:U:N3	9:A:1505:A:C2	2.80	0.49
9:A:1499:C:H2'	9:A:1500:G:C8	2.46	0.49
9:A:2824:C:H2'	9:A:2825:G:O5'	2.12	0.49
14:F:129:MET:HG2	14:F:153:ILE:HD12	1.90	0.49
15:G:71:LEU:HD13	15:G:74:MET:SD	2.52	0.49
15:G:142:GLN:NE2	15:G:142:GLN:CA	2.74	0.49
19:K:13:ASN:OD1	19:K:13:ASN:N	2.41	0.49
20:L:18:ARG:O	20:L:19:LEU:O	2.31	0.49
20:L:28:GLY:O	26:R:82:HIS:NE2	2.46	0.49
22:N:52:ILE:HG21	22:N:94:TYR:CG	2.48	0.49

*Continued on next page...*

*Continued from previous page...*

Atom-1	Atom-2	Interatomic distance (Å)	Clash overlap (Å)
23:O:110:ALA:O	23:O:113:ALA:HB3	2.13	0.49
24:P:102:ARG:HB3	24:P:107:ALA:CB	2.25	0.49
24:P:111:GLU:H	24:P:111:GLU:CD	2.16	0.49
26:R:42:ALA:CB	26:R:46:GLU:HB2	2.43	0.49
27:S:72:THR:HG21	27:S:108:SER:OG	2.13	0.49
29:U:5:ARG:HH21	29:U:5:ARG:CB	2.26	0.49
9:A:310:A:HO2'	9:A:311:A:P	2.36	0.48
9:A:320:A:H4'	9:A:322:A:C8	2.48	0.48
9:A:729:G:H2'	9:A:1775:U:H1'	1.95	0.48
9:A:792:A:C3'	9:A:793:A:H5'	2.43	0.48
9:A:807:U:O2'	9:A:808:G:H5'	2.12	0.48
9:A:864:G:C6	9:A:865:C:N4	2.80	0.48
9:A:930:G:C5'	9:A:931:U:OP2	2.62	0.48
9:A:1934:C:H4'	9:A:1974:C:O3'	2.13	0.48
9:A:2210:U:O2	9:A:2212:A:C8	2.66	0.48
9:A:2405:G:O2'	9:A:2406:A:P	2.71	0.48
10:B:37:C:C5	10:B:38:C:C5	3.01	0.48
12:D:119:ALA:HB1	12:D:123:LYS:HB3	1.95	0.48
15:G:61:TRP:HA	15:G:61:TRP:HE3	1.76	0.48
16:H:5:LEU:O	16:H:16:GLY:HA2	2.13	0.48
20:L:19:LEU:HA	20:L:27:LEU:O	2.14	0.48
22:N:32:GLU:HB3	22:N:115:LEU:HD12	1.94	0.48
23:O:59:ALA:N	23:O:62:LEU:CD1	2.76	0.48
24:P:33:GLU:C	24:P:33:GLU:OE1	2.51	0.48
24:P:62:LYS:HB3	24:P:69:VAL:HG13	1.94	0.48
26:R:57:GLY:HA2	26:R:103:ALA:O	2.13	0.48
27:S:21:ALA:CB	27:S:74:ILE:HD13	2.43	0.48
29:U:73:ASN:HD22	29:U:76:THR:H	1.59	0.48
33:Y:8:GLU:O	33:Y:9:LYS:HB3	2.13	0.48
34:Z:15:ARG:HH11	34:Z:15:ARG:CG	2.06	0.48
9:A:250:G:C6	9:A:251:A:C6	3.00	0.48
9:A:278:A:H2'	9:A:278:A:N3	2.28	0.48
9:A:292:U:H2'	9:A:293:U:O4'	2.13	0.48
9:A:302:C:HO2'	9:A:303:G:H8	1.60	0.48
9:A:528:A:H8	9:A:528:A:C3'	2.24	0.48
9:A:594:U:H2'	9:A:595:C:C6	2.48	0.48
9:A:745:G:H2'	9:A:746:U:H5'	1.95	0.48
9:A:1059:G:C2	9:A:1080:A:C4	3.00	0.48
9:A:1069:A:N1	9:A:1074:G:N7	2.61	0.48
9:A:1116:G:O2'	9:A:1117:C:C5'	2.58	0.48
9:A:1655:A:H3'	9:A:1656:C:H6	1.78	0.48

*Continued on next page...*

*Continued from previous page...*

Atom-1	Atom-2	Interatomic distance (Å)	Clash overlap (Å)
9:A:2210:U:OP1	9:A:2210:U:H6	1.96	0.48
9:A:2505:G:H1'	9:A:2506:U:H5	1.78	0.48
9:A:2798:U:H3'	9:A:2798:U:OP2	2.13	0.48
11:C:246:PRO:CD	11:C:247:TRP:CZ3	2.96	0.48
12:D:118:PHE:O	12:D:119:ALA:HB3	2.12	0.48
13:E:75:SER:OG	13:E:77:ILE:HG23	2.13	0.48
16:H:52:ALA:C	16:H:54:LEU:H	2.17	0.48
17:I:12:VAL:HG23	17:I:13:ALA:H	1.78	0.48
18:J:40:HIS:H	18:J:40:HIS:HD2	1.60	0.48
18:J:54:ILE:HD12	18:J:55:ILE:N	2.28	0.48
18:J:125:TYR:HH	18:J:132:HIS:CD2	2.26	0.48
20:L:77:ILE:HD12	20:L:77:ILE:N	2.28	0.48
21:M:50:ARG:O	21:M:53:MET:HB3	2.13	0.48
22:N:73:ASN:C	22:N:76:VAL:HG12	2.33	0.48
23:O:81:ARG:O	23:O:84:GLU:HB3	2.13	0.48
26:R:49:ILE:HB	26:R:53:PHE:N	2.28	0.48
26:R:64:VAL:O	26:R:65:ALA:HB3	2.12	0.48
27:S:39:THR:HG22	27:S:44:ALA:HB2	1.95	0.48
27:S:84:ARG:HB2	27:S:96:ILE:CD1	2.43	0.48
28:T:30:ILE:HG12	28:T:32:LEU:CD2	2.43	0.48
30:V:4:ILE:O	30:V:63:ILE:HA	2.13	0.48
31:W:9:THR:CG2	31:W:10:ARG:HD3	2.43	0.48
31:W:9:THR:O	31:W:10:ARG:O	2.30	0.48
31:W:22:VAL:HG13	31:W:25:PHE:CD2	2.48	0.48
31:W:23:LYS:HD2	31:W:24:ARG:HB3	1.95	0.48
31:W:51:GLY:O	31:W:52:CYS:O	2.31	0.48
3:2:21:ARG:C	3:2:23:ALA:H	2.17	0.48
5:4:13:ASN:ND2	5:4:13:ASN:N	2.62	0.48
9:A:321:U:H1'	13:E:159:LEU:HG	1.95	0.48
9:A:520:G:H2'	9:A:521:U:C6	2.48	0.48
9:A:1139:G:C2'	9:A:1140:C:H5'	2.44	0.48
9:A:1565:C:HO2'	9:A:1566:A:P	2.34	0.48
9:A:1735:A:O2'	9:A:1736:U:O4'	2.27	0.48
9:A:1820:U:H4'	9:A:1821:A:OP2	2.13	0.48
9:A:2065:C:H2'	9:A:2066:C:H6	1.79	0.48
11:C:80:LEU:HD11	11:C:109:LEU:CB	2.44	0.48
17:I:21:PRO:HB2	17:I:22:PRO:HD3	1.94	0.48
19:K:21:CYS:HB2	19:K:39:ILE:CD1	2.39	0.48
20:L:29:LYS:HG2	20:L:30:THR:HG23	1.95	0.48
4:3:28:LEU:HD12	4:3:28:LEU:HA	1.73	0.48
9:A:70:G:H2'	9:A:113:U:O2'	2.12	0.48

*Continued on next page...*

*Continued from previous page...*

Atom-1	Atom-2	Interatomic distance (Å)	Clash overlap (Å)
9:A:108:G:O2'	9:A:109:C:H5'	2.13	0.48
9:A:657:U:H2'	9:A:658:U:C6	2.49	0.48
9:A:996:A:O2'	25:Q:91:ARG:CG	2.60	0.48
9:A:1394:U:H2'	9:A:1395:A:O5'	2.13	0.48
9:A:1476:U:O2'	9:A:1477:A:H5'	2.13	0.48
9:A:1682:G:H2'	9:A:1683:U:H6	1.78	0.48
9:A:1983:G:O2'	9:A:1984:G:H5'	2.12	0.48
9:A:2414:G:H2'	9:A:2415:G:H5'	1.94	0.48
12:D:9:VAL:CG2	12:D:26:VAL:HG12	2.44	0.48
13:E:115:GLN:O	13:E:116:ASP:C	2.51	0.48
14:F:37:MET:HE3	14:F:151:LEU:CB	2.43	0.48
15:G:97:VAL:HG22	15:G:102:ILE:HG12	1.96	0.48
19:K:19:VAL:HG23	19:K:43:ILE:HA	1.95	0.48
19:K:121:GLU:O	19:K:122:VAL:C	2.52	0.48
23:O:3:LYS:HG3	23:O:4:LYS:N	2.27	0.48
24:P:92:ARG:HH11	24:P:92:ARG:CB	2.25	0.48
31:W:8:SER:C	31:W:9:THR:HG22	2.34	0.48
9:A:416:U:C4	9:A:417:C:C4	3.01	0.48
9:A:520:G:H2'	9:A:521:U:H6	1.77	0.48
9:A:548:G:C8	9:A:548:G:C3'	2.94	0.48
9:A:696:G:O2'	9:A:697:G:H5'	2.13	0.48
9:A:1559:U:OP1	9:A:1559:U:H6	1.96	0.48
9:A:1820:U:O2	11:C:200:MET:HG3	2.13	0.48
9:A:1849:G:H2'	9:A:1850:G:H8	1.79	0.48
9:A:1872:A:C2'	9:A:1873:G:O4'	2.61	0.48
9:A:2151:U:C4	9:A:2152:G:N7	2.82	0.48
9:A:2595:G:H1	11:C:238:ASN:HD21	1.61	0.48
11:C:161:VAL:HG22	11:C:175:LEU:HA	1.96	0.48
11:C:182:LYS:C	11:C:183:VAL:HG23	2.33	0.48
12:D:182:ALA:O	12:D:183:GLU:C	2.50	0.48
13:E:108:ILE:CD1	13:E:180:LEU:CB	2.88	0.48
13:E:113:VAL:CG1	13:E:114:ARG:N	2.76	0.48
14:F:107:VAL:HG13	14:F:113:PHE:CZ	2.49	0.48
14:F:107:VAL:HG11	14:F:175:PRO:HG2	1.94	0.48
17:I:19:PRO:HG2	17:I:23:VAL:HG22	1.96	0.48
31:W:49:ASN:O	31:W:49:ASN:CG	2.50	0.48
33:Y:38:GLN:OE1	33:Y:38:GLN:N	2.47	0.48
4:3:24:LYS:HD3	20:L:62:PRO:HG3	1.95	0.48
5:4:10:LEU:HD23	5:4:10:LEU:N	2.27	0.48
9:A:17:G:H2'	9:A:18:U:C6	2.49	0.48
9:A:61:C:H6	9:A:61:C:O5'	1.96	0.48

*Continued on next page...*



*Continued from previous page...*

Atom-1	Atom-2	Interatomic distance (Å)	Clash overlap (Å)
9:A:153:U:H2'	9:A:154:U:O5'	2.13	0.48
9:A:274:C:C2'	9:A:275:C:H5'	2.43	0.48
9:A:580:U:O3'	25:Q:30:VAL:CG1	2.61	0.48
9:A:686:U:C4'	9:A:687:C:OP2	2.59	0.48
9:A:1079:C:N4	9:A:1088:A:H2	2.10	0.48
9:A:1588:G:C2	9:A:1589:U:C6	3.01	0.48
9:A:2661:G:C2'	9:A:2662:A:O5'	2.62	0.48
9:A:2755:C:O5'	9:A:2755:C:H6	1.96	0.48
11:C:23:LEU:HD12	11:C:82:TYR:N	2.29	0.48
11:C:106:PRO:CA	11:C:141:HIS:HE1	2.25	0.48
11:C:230:PRO:HG2	11:C:245:THR:O	2.14	0.48
13:E:187:VAL:O	13:E:188:MET:CB	2.59	0.48
14:F:40:GLY:N	14:F:84:ILE:CD1	2.77	0.48
15:G:8:VAL:O	15:G:9:VAL:CG1	2.51	0.48
19:K:113:MET:HA	19:K:116:ILE:CG1	2.43	0.48
21:M:31:PHE:CZ	21:M:110:GLU:HG2	2.48	0.48
29:U:33:VAL:HG23	29:U:64:ILE:CG2	2.43	0.48
30:V:10:LYS:N	30:V:10:LYS:CD	2.61	0.48
31:W:74:LYS:O	31:W:75:ASN:C	2.51	0.48
32:X:44:ARG:HG2	32:X:45:PHE:N	2.28	0.48
33:Y:21:LEU:O	33:Y:22:LEU:C	2.51	0.48
1:0:9:ARG:CG	1:0:9:ARG:NH2	2.64	0.48
3:2:1:MET:CE	3:2:2:LYS:H	2.27	0.48
9:A:60:G:C8	9:A:62:U:H2'	2.48	0.48
9:A:132:G:C2'	9:A:133:U:H5'	2.44	0.48
9:A:134:G:N2	9:A:146:A:C4	2.82	0.48
9:A:611:C:C2'	9:A:612:G:O5'	2.62	0.48
9:A:872:U:H2'	9:A:873:C:C6	2.48	0.48
9:A:1050:A:C2	9:A:2751:G:C5	3.01	0.48
9:A:1063:G:O2'	9:A:1064:C:C5'	2.62	0.48
9:A:1081:U:O2	9:A:1081:U:H2'	2.11	0.48
9:A:1360:G:C6	9:A:1372:U:C2	3.02	0.48
9:A:1365:A:O5'	32:X:27:ARG:NH2	2.42	0.48
9:A:1378:A:HO2'	9:A:1379:U:H3'	1.77	0.48
9:A:1716:U:H2'	9:A:1717:A:H8	1.78	0.48
9:A:2094:A:C2	9:A:2196:C:C2	3.02	0.48
9:A:2149:U:O2'	9:A:2150:C:O5'	2.30	0.48
9:A:2393:U:H2'	9:A:2394:C:O4'	2.14	0.48
9:A:2523:G:O2'	9:A:2524:G:H5'	2.13	0.48
9:A:2862:G:H2'	9:A:2863:C:C6	2.48	0.48
10:B:48:U:O2	10:B:48:U:H2'	2.14	0.48

*Continued on next page...*

*Continued from previous page...*

Atom-1	Atom-2	Interatomic distance (Å)	Clash overlap (Å)
13:E:172:ALA:O	13:E:175:ILE:HG22	2.14	0.48
15:G:35:THR:O	15:G:36:LEU:HD22	2.14	0.48
18:J:56:VAL:O	18:J:124:VAL:O	2.32	0.48
21:M:95:LEU:HD12	21:M:95:LEU:HA	1.60	0.48
22:N:18:GLN:HE21	22:N:22:ARG:NH1	2.12	0.48
31:W:19:ARG:HH12	31:W:22:VAL:HG11	1.78	0.48
32:X:70:LEU:O	32:X:74:GLY:N	2.47	0.48
32:X:73:ARG:HG3	32:X:73:ARG:O	2.14	0.48
5:4:15:LYS:O	5:4:16:ILE:CB	2.61	0.48
5:4:16:ILE:HA	5:4:24:ARG:O	2.13	0.48
9:A:28:A:C4	9:A:29:U:C6	3.02	0.48
9:A:33:C:H4'	9:A:34:U:OP1	2.12	0.48
9:A:807:U:C2'	9:A:808:G:H5'	2.43	0.48
9:A:1020:A:C2	9:A:1141:U:O2'	2.64	0.48
9:A:1570:A:H2'	9:A:1571:A:C8	2.48	0.48
9:A:1577:C:H2'	9:A:1578:U:C1'	2.43	0.48
9:A:1842:G:O4'	11:C:242:HIS:ND1	2.47	0.48
9:A:1845:G:H2'	9:A:1846:G:C5'	2.43	0.48
9:A:2064:C:H2'	9:A:2065:C:C6	2.49	0.48
9:A:2094:A:C5'	16:H:25:TYR:CD1	2.93	0.48
9:A:2150:C:C2'	9:A:2151:U:C5	2.96	0.48
9:A:2319:G:HO2'	9:A:2320:U:H5	1.61	0.48
9:A:2489:U:C2'	9:A:2490:G:O5'	2.62	0.48
9:A:2515:C:O2	9:A:2570:G:C2	2.67	0.48
9:A:2800:A:HO2'	9:A:2801:G:P	2.36	0.48
11:C:93:VAL:HG12	11:C:94:LEU:N	2.26	0.48
14:F:45:ASP:CB	14:F:48:LEU:HB2	2.41	0.48
17:I:85:ILE:HD13	17:I:88:GLY:HA2	1.96	0.48
18:J:125:TYR:OH	18:J:132:HIS:NE2	2.35	0.48
22:N:16:HIS:HD2	22:N:16:HIS:O	1.97	0.48
26:R:25:LEU:N	26:R:94:THR:CG2	2.77	0.48
3:2:12:ARG:NH2	9:A:686:U:O4	2.46	0.48
9:A:85:G:H8	9:A:85:G:H5''	1.79	0.48
9:A:141:G:H5'	9:A:142:A:N7	2.29	0.48
9:A:141:G:C5'	9:A:142:A:C8	2.97	0.48
9:A:1435:G:C8	9:A:1435:G:H5''	2.49	0.48
9:A:1534:U:H5'	9:A:1535:A:P	2.53	0.48
9:A:1577:C:H2'	9:A:1578:U:O4'	2.14	0.48
9:A:1871:A:C8	9:A:1872:A:C6	3.01	0.48
9:A:1924:C:C2	9:A:1925:C:C6	3.02	0.48
9:A:2148:G:O2'	9:A:2149:U:C4'	2.61	0.48

*Continued on next page...*

*Continued from previous page...*

Atom-1	Atom-2	Interatomic distance (Å)	Clash overlap (Å)
9:A:2267:A:H5'	9:A:2268:A:H5'	1.96	0.48
9:A:2665:A:C2	9:A:2666:C:C6	3.02	0.48
9:A:2773:C:H2'	9:A:2774:C:H6	1.79	0.48
12:D:106:LYS:H	12:D:106:LYS:CD	1.97	0.48
21:M:24:THR:HG23	21:M:24:THR:O	2.13	0.48
26:R:1:MET:O	26:R:1:MET:CG	2.61	0.48
28:T:29:THR:CG2	28:T:86:THR:CG2	2.87	0.48
32:X:38:TRP:CE3	32:X:45:PHE:CE2	3.01	0.48
33:Y:56:LEU:O	33:Y:57:LEU:CB	2.55	0.48
9:A:9:G:C5	9:A:2629:U:C5	3.02	0.48
9:A:62:U:C4'	9:A:63:A:OP1	2.61	0.48
9:A:445:C:O2'	9:A:446:G:H5'	2.14	0.48
9:A:604:G:H2'	9:A:605:G:C8	2.49	0.48
9:A:832:U:O2'	9:A:833:A:H5'	2.14	0.48
9:A:1381:G:C2'	9:A:1382:G:H5'	2.43	0.48
9:A:1449:G:H2'	9:A:1450:G:O5'	2.14	0.48
9:A:1464:G:C2'	9:A:1465:G:H5'	2.44	0.48
9:A:1508:A:O2'	9:A:1509:A:P	2.72	0.48
9:A:1848:A:O2'	9:A:1849:G:H5'	2.14	0.48
9:A:2264:C:H41	31:W:11:ASN:HD21	1.62	0.48
9:A:2578:G:H2'	9:A:2578:G:N3	2.28	0.48
9:A:2582:G:H2'	9:A:2582:G:N3	2.28	0.48
9:A:2850:A:H2'	9:A:2851:A:H8	1.78	0.48
9:A:2887:A:N3	9:A:2887:A:C2'	2.75	0.48
10:B:17:C:C2'	10:B:18:G:H5'	2.43	0.48
11:C:20:ASN:ND2	11:C:22:GLU:H	2.12	0.48
13:E:112:LEU:CD1	13:E:186:VAL:HG11	2.34	0.48
19:K:1:MET:HG3	19:K:67:LYS:HG3	1.96	0.48
20:L:91:ASP:HB2	20:L:94:THR:HB	1.96	0.48
24:P:4:ILE:CG2	24:P:5:LYS:N	2.74	0.48
24:P:22:GLY:O	24:P:109:ILE:HD11	2.13	0.48
25:Q:94:LEU:HD12	25:Q:94:LEU:O	2.14	0.48
29:U:40:LEU:O	29:U:41:VAL:HG13	2.14	0.48
29:U:48:VAL:O	29:U:53:GLN:CB	2.61	0.48
9:A:139:U:C5	28:T:1:MET:SD	3.07	0.47
9:A:391:A:C6	9:A:411:G:C2	3.02	0.47
9:A:1430:G:H2'	9:A:1431:A:C5'	2.43	0.47
9:A:1465:G:C5	9:A:1466:U:C4	3.02	0.47
9:A:1569:A:C2	9:A:1570:A:C4	3.02	0.47
9:A:2204:G:O5'	11:C:149:LYS:HE3	2.14	0.47
9:A:2572:A:N7	12:D:150:GLN:HB3	2.28	0.47

*Continued on next page...*

*Continued from previous page...*

Atom-1	Atom-2	Interatomic distance (Å)	Clash overlap (Å)
11:C:80:LEU:HD23	11:C:80:LEU:HA	1.46	0.47
12:D:16:THR:HG21	12:D:20:VAL:HB	1.96	0.47
14:F:134:GLN:C	14:F:136:ILE:H	2.16	0.47
15:G:126:THR:CG2	15:G:128:THR:H	2.20	0.47
15:G:148:ARG:HD2	15:G:163:TYR:HE2	1.77	0.47
16:H:31:VAL:CG1	16:H:36:ALA:O	2.60	0.47
16:H:50:ARG:C	16:H:52:ALA:H	2.16	0.47
19:K:63:VAL:CG1	19:K:103:VAL:HG12	2.43	0.47
20:L:29:LYS:HG3	20:L:30:THR:CG2	2.43	0.47
21:M:28:PHE:HD2	21:M:104:GLU:OE1	1.97	0.47
26:R:21:ARG:NH2	26:R:93:PHE:CE2	2.82	0.47
31:W:70:VAL:CG2	31:W:75:ASN:OD1	2.62	0.47
9:A:2:G:H2'	9:A:3:U:C6	2.49	0.47
9:A:80:G:C2	9:A:107:G:C2	3.02	0.47
9:A:146:A:H2'	9:A:147:C:H6	1.79	0.47
9:A:580:U:O2'	9:A:581:C:H5'	2.14	0.47
9:A:608:A:C2	9:A:621:A:C2	3.02	0.47
9:A:988:A:H2'	9:A:989:G:O5'	2.12	0.47
9:A:1028:A:N6	9:A:1125:G:H2'	2.29	0.47
9:A:1113:U:N3	9:A:1114:C:C5	2.83	0.47
9:A:1462:C:O2'	9:A:1463:C:C5'	2.62	0.47
9:A:1520:U:O2'	9:A:1521:G:H5'	2.14	0.47
9:A:1654:A:H2'	9:A:1655:A:C8	2.48	0.47
9:A:1707:G:C5	9:A:1756:G:C6	3.02	0.47
9:A:1912:A:N1	9:A:1919:A:N7	2.62	0.47
9:A:1962:C:O2'	9:A:1964:G:OP2	2.33	0.47
9:A:2513:A:H2	12:D:148:GLN:HE21	1.62	0.47
11:C:7:PRO:CB	11:C:13:ARG:HB2	2.43	0.47
11:C:229:HIS:HD2	11:C:246:PRO:HB3	1.79	0.47
12:D:118:PHE:C	12:D:120:GLY:H	2.14	0.47
12:D:142:VAL:HG23	12:D:144:GLY:H	1.79	0.47
16:H:2:GLN:O	16:H:3:VAL:CG2	2.54	0.47
16:H:18:GLN:HA	16:H:18:GLN:NE2	2.24	0.47
17:I:56:VAL:HG22	17:I:57:VAL:N	2.29	0.47
19:K:71:ARG:CG	19:K:106:GLU:OE2	2.62	0.47
21:M:73:ILE:HG12	21:M:93:VAL:HG12	1.95	0.47
22:N:87:PHE:HE1	22:N:116:VAL:CG1	2.26	0.47
22:N:101:GLY:C	22:N:102:PHE:CD2	2.87	0.47
23:O:79:ALA:HA	23:O:115:LEU:HD22	1.94	0.47
25:Q:34:ALA:O	25:Q:37:ALA:HB3	2.14	0.47
9:A:39:G:H2'	9:A:40:U:C6	2.50	0.47

*Continued on next page...*

*Continued from previous page...*

Atom-1	Atom-2	Interatomic distance (Å)	Clash overlap (Å)
9:A:68:G:C2	9:A:74:A:C4	3.02	0.47
9:A:319:G:C5	9:A:333:G:C2	3.02	0.47
9:A:531:C:H4'	9:A:532:A:H5''	1.95	0.47
9:A:626:A:H2'	20:L:78:ARG:CZ	2.44	0.47
9:A:1534:U:H3'	9:A:1536:C:H5	1.79	0.47
9:A:1731:G:C6	9:A:1733:G:C5	3.01	0.47
9:A:2531:A:C6	9:A:2532:G:C5	3.03	0.47
11:C:76:VAL:O	11:C:77:VAL:O	2.32	0.47
11:C:83:ASP:OD1	11:C:84:PRO:CD	2.62	0.47
12:D:106:LYS:O	12:D:175:LEU:O	2.32	0.47
13:E:47:LYS:HB3	13:E:51:GLU:HG3	1.96	0.47
15:G:93:TYR:O	15:G:105:SER:HB3	2.15	0.47
19:K:38:ILE:HD11	19:K:112:PHE:HZ	1.78	0.47
19:K:63:VAL:HG13	19:K:103:VAL:HG12	1.97	0.47
24:P:31:VAL:O	24:P:37:LYS:HA	2.14	0.47
24:P:50:ARG:HG3	24:P:57:ALA:C	2.31	0.47
28:T:67:VAL:C	28:T:68:LYS:HD3	2.35	0.47
2:1:33:LEU:HB3	2:1:51:ALA:HB3	1.91	0.47
4:3:2:LYS:HE2	9:A:242:G:O5'	2.14	0.47
4:3:27:ASN:HD22	4:3:27:ASN:N	2.12	0.47
9:A:414:C:H4'	9:A:1879:C:O2	2.15	0.47
9:A:528:A:H2	9:A:2043:C:C4'	2.25	0.47
9:A:623:C:H2'	9:A:624:C:H6	1.78	0.47
9:A:734:A:C5	9:A:735:A:C8	3.02	0.47
9:A:1189:A:C2'	9:A:1190:G:O5'	2.62	0.47
9:A:1299:G:H2'	9:A:1639:C:N4	2.29	0.47
9:A:1488:C:H2'	9:A:1489:C:H6	1.79	0.47
9:A:1542:U:H2'	9:A:1543:G:O4'	2.15	0.47
9:A:1985:C:C2'	9:A:1986:C:O5'	2.62	0.47
9:A:2082:A:H2'	9:A:2083:G:O4'	2.14	0.47
9:A:2331:G:O2'	31:W:39:GLN:O	2.31	0.47
9:A:2540:C:O2'	9:A:2541:A:H5'	2.14	0.47
9:A:2722:G:H8	9:A:2722:G:O5'	1.96	0.47
14:F:134:GLN:C	14:F:136:ILE:HG12	2.34	0.47
14:F:142:TYR:HA	14:F:145:VAL:HG13	1.96	0.47
15:G:38:ASP:H	15:G:40:VAL:CG1	2.27	0.47
15:G:93:TYR:HE2	15:G:106:LEU:C	2.18	0.47
16:H:41:LYS:C	16:H:43:ASN:N	2.65	0.47
17:I:18:ASN:ND2	17:I:38:CYS:HB3	2.29	0.47
18:J:25:LEU:CD2	18:J:26:GLY:N	2.70	0.47
18:J:136:GLN:N	18:J:137:PRO:CD	2.77	0.47

*Continued on next page...*

*Continued from previous page...*

Atom-1	Atom-2	Interatomic distance (Å)	Clash overlap (Å)
23:O:30:ARG:HG2	23:O:31:THR:N	2.27	0.47
23:O:54:VAL:O	23:O:54:VAL:HG22	2.14	0.47
24:P:63:ILE:HG22	24:P:63:ILE:O	2.14	0.47
26:R:91:GLN:HA	26:R:91:GLN:OE1	2.14	0.47
29:U:42:LYS:HB3	29:U:57:ILE:HG23	1.97	0.47
30:V:1:MET:HG3	30:V:2:PHE:N	2.29	0.47
31:W:18:LYS:H	31:W:36:ILE:HG12	1.78	0.47
9:A:95:A:O2'	33:Y:41:HIS:CD2	2.67	0.47
9:A:171:U:O2'	9:A:172:A:H5'	2.13	0.47
9:A:308:G:C2'	9:A:309:A:H5'	2.44	0.47
9:A:481:G:O2'	9:A:482:A:P	2.72	0.47
9:A:503:A:C6	9:A:506:G:C6	3.03	0.47
9:A:786:C:O2'	9:A:787:C:H5'	2.14	0.47
9:A:1052:C:H3'	9:A:1052:C:C6	2.48	0.47
9:A:1276:A:H8	9:A:1276:A:H5''	1.79	0.47
9:A:1282:U:H2'	9:A:1283:G:O4'	2.14	0.47
9:A:1462:C:C2'	9:A:1463:C:C5'	2.91	0.47
9:A:1604:C:H2'	9:A:1605:C:H6	1.80	0.47
9:A:2078:C:O2'	9:A:2079:U:H5'	2.14	0.47
9:A:2552:U:O5'	9:A:2552:U:H6	1.98	0.47
9:A:2740:A:C6	9:A:2764:A:C8	3.02	0.47
11:C:221:GLY:HA3	11:C:229:HIS:CE1	2.48	0.47
13:E:145:ASP:HA	13:E:166:LYS:O	2.14	0.47
15:G:88:LEU:HD11	15:G:95:ALA:HB2	1.96	0.47
16:H:32:PRO:O	16:H:33:GLN:HB2	2.13	0.47
17:I:60:VAL:HG22	17:I:66:PHE:CB	2.45	0.47
18:J:3:THR:HG21	25:Q:60:TRP:NE1	2.29	0.47
19:K:1:MET:C	19:K:2:ILE:HD12	2.35	0.47
20:L:64:PHE:CD1	20:L:64:PHE:C	2.88	0.47
21:M:96:ILE:O	21:M:96:ILE:HG13	2.14	0.47
25:Q:81:GLY:CA	25:Q:116:LEU:HD13	2.44	0.47
26:R:39:LEU:HA	26:R:49:ILE:CG2	2.44	0.47
26:R:47:VAL:O	26:R:47:VAL:CG1	2.61	0.47
28:T:40:LYS:HG2	28:T:58:VAL:O	2.15	0.47
30:V:2:PHE:HD1	30:V:50:MET:HE1	1.78	0.47
31:W:11:ASN:O	31:W:12:GLY:O	2.33	0.47
2:1:49:LYS:HG2	2:1:50:GLU:N	2.26	0.47
9:A:363:G:H2'	9:A:364:C:C6	2.49	0.47
9:A:1079:C:N3	9:A:1080:A:N7	2.62	0.47
9:A:1083:U:O2	9:A:1086:A:N1	2.48	0.47
9:A:1416:G:O2'	9:A:1417:C:C6	2.59	0.47

*Continued on next page...*

*Continued from previous page...*

Atom-1	Atom-2	Interatomic distance (Å)	Clash overlap (Å)
9:A:1542:U:O2'	9:A:1543:G:H5'	2.14	0.47
9:A:2388:A:H5'	9:A:2389:G:OP2	2.14	0.47
9:A:2562:U:C4	9:A:2563:U:C5	3.01	0.47
9:A:2660:A:C2	9:A:2661:G:C4	3.02	0.47
9:A:2754:U:O5'	9:A:2754:U:H6	1.96	0.47
11:C:141:HIS:HB3	11:C:142:ASN:H	1.30	0.47
11:C:144:GLU:OE2	11:C:188:ARG:HB2	2.15	0.47
14:F:23:SER:O	14:F:26:GLN:HB3	2.15	0.47
14:F:100:GLU:C	14:F:102:LEU:N	2.67	0.47
15:G:72:ASN:O	15:G:76:ILE:CG2	2.47	0.47
15:G:139:VAL:O	15:G:140:ILE:C	2.51	0.47
17:I:91:LYS:O	17:I:97:VAL:HG21	2.14	0.47
17:I:126:ARG:HA	17:I:129:GLU:CD	2.35	0.47
18:J:89:PHE:CD1	18:J:89:PHE:C	2.88	0.47
20:L:3:LEU:HA	20:L:3:LEU:HD23	1.49	0.47
21:M:72:PRO:O	21:M:73:ILE:O	2.33	0.47
23:O:37:ALA:HB3	23:O:78:VAL:HG11	1.96	0.47
26:R:61:ALA:CB	26:R:98:ILE:H	2.28	0.47
29:U:71:ILE:O	29:U:71:ILE:CD1	2.63	0.47
31:W:28:GLU:HB2	31:W:31:LEU:HD11	1.93	0.47
31:W:67:LYS:O	31:W:68:PHE:CB	2.59	0.47
32:X:50:VAL:HG12	32:X:51:SER:O	2.13	0.47
2:1:9:LYS:N	2:1:9:LYS:CD	2.77	0.47
2:1:13:SER:OG	2:1:46:VAL:HG13	2.15	0.47
6:5:75:C:O2'	9:A:2507:C:H4'	2.15	0.47
9:A:235:U:H2'	9:A:236:C:H6	1.80	0.47
9:A:918:A:H4'	10:B:97:C:O2	2.15	0.47
9:A:1022:G:N2	9:A:1142:A:N1	2.62	0.47
9:A:1476:U:O2'	9:A:1477:A:C5'	2.63	0.47
9:A:1654:A:C4'	12:D:118:PHE:CE1	2.98	0.47
9:A:1824:G:H2'	9:A:1825:U:H6	1.80	0.47
9:A:1963:U:O2'	9:A:1964:G:H5''	2.14	0.47
9:A:1967:C:H2'	9:A:1968:G:C8	2.49	0.47
9:A:1974:C:H2'	9:A:1975:G:O5'	2.14	0.47
9:A:2136:G:O6	9:A:2156:G:N3	2.47	0.47
9:A:2788:C:H2'	9:A:2789:C:C6	2.49	0.47
10:B:49:C:OP1	23:O:101:GLY:HA3	2.15	0.47
11:C:29:PHE:CZ	11:C:31:PRO:CG	2.97	0.47
11:C:33:LEU:HD21	11:C:62:ARG:CD	2.39	0.47
11:C:33:LEU:HD23	11:C:33:LEU:HA	1.63	0.47
11:C:257:ARG:CD	11:C:269:ARG:NH2	2.78	0.47

*Continued on next page...*



*Continued from previous page...*

Atom-1	Atom-2	Interatomic distance (Å)	Clash overlap (Å)
13:E:60:TRP:CZ2	13:E:70:SER:HB3	2.50	0.47
13:E:132:LYS:NZ	13:E:132:LYS:HB3	2.29	0.47
14:F:109:ARG:HB2	14:F:136:ILE:HG22	1.96	0.47
14:F:134:GLN:NE2	14:F:148:VAL:O	2.48	0.47
16:H:8:LYS:O	16:H:13:GLY:CA	2.53	0.47
16:H:14:SER:O	16:H:16:GLY:N	2.47	0.47
16:H:18:GLN:HE21	16:H:18:GLN:CA	2.22	0.47
16:H:53:GLU:O	16:H:53:GLU:CG	2.62	0.47
19:K:35:VAL:HG12	19:K:36:GLY:H	1.78	0.47
20:L:95:LEU:HD22	20:L:100:ILE:HD11	1.97	0.47
21:M:13:HIS:O	21:M:14:LYS:HB3	2.15	0.47
22:N:75:ILE:HD12	22:N:75:ILE:C	2.35	0.47
23:O:103:VAL:O	23:O:105:ALA:O	2.32	0.47
24:P:24:THR:C	24:P:25:VAL:HG12	2.35	0.47
24:P:28:LYS:O	24:P:80:VAL:O	2.32	0.47
24:P:102:ARG:C	24:P:103:THR:HG22	2.34	0.47
25:Q:94:LEU:HD23	26:R:11:GLN:CB	2.45	0.47
26:R:24:LYS:HA	26:R:94:THR:CG2	2.37	0.47
26:R:49:ILE:HG21	26:R:53:PHE:CA	2.45	0.47
26:R:80:ARG:O	26:R:81:LYS:HD3	2.13	0.47
29:U:97:SER:O	29:U:98:ASN:CB	2.61	0.47
30:V:21:ARG:HA	30:V:25:LYS:O	2.15	0.47
31:W:46:ALA:CB	31:W:80:SER:HB3	2.44	0.47
31:W:49:ASN:O	31:W:50:VAL:HG23	2.14	0.47
31:W:50:VAL:C	31:W:52:CYS:N	2.67	0.47
4:3:7:ARG:HG3	9:A:245:G:O6	2.13	0.47
9:A:163:C:HO2'	9:A:164:C:P	2.38	0.47
9:A:279:A:H2'	9:A:280:U:O4'	2.15	0.47
9:A:875:G:H2'	9:A:876:C:H5'	1.96	0.47
9:A:1088:A:H4'	9:A:1089:A:C8	2.50	0.47
9:A:1748:C:H2'	9:A:1749:A:H8	1.80	0.47
9:A:1782:U:H1'	9:A:2609:U:O4'	2.14	0.47
9:A:1787:A:O4'	9:A:2589:A:H4'	2.14	0.47
9:A:1818:U:H2'	11:C:152:GLN:O	2.14	0.47
9:A:1901:A:N3	9:A:1902:C:C6	2.83	0.47
9:A:2107:G:H2'	9:A:2152:G:OP1	2.14	0.47
9:A:2344:U:H4'	9:A:2345:G:OP1	2.14	0.47
9:A:2500:U:H5''	9:A:2501:C:OP2	2.15	0.47
9:A:2870:C:H2'	9:A:2871:U:H5'	1.97	0.47
10:B:35:C:H2'	10:B:36:C:O4'	2.15	0.47
11:C:142:ASN:O	11:C:142:ASN:CG	2.53	0.47

*Continued on next page...*

*Continued from previous page...*

Atom-1	Atom-2	Interatomic distance (Å)	Clash overlap (Å)
12:D:33:ARG:NH2	12:D:51:THR:HG23	2.29	0.47
12:D:46:ARG:HG2	12:D:46:ARG:HH11	1.78	0.47
13:E:174:GLY:O	13:E:175:ILE:C	2.53	0.47
14:F:141:ASP:HB3	14:F:144:LYS:HB2	1.97	0.47
18:J:140:LEU:HD12	18:J:140:LEU:N	2.29	0.47
25:Q:88:GLU:OE1	25:Q:88:GLU:O	2.33	0.47
26:R:25:LEU:N	26:R:94:THR:HG21	2.29	0.47
28:T:39:THR:HB	28:T:42:GLU:N	2.24	0.47
28:T:48:GLN:HB3	28:T:49:LYS:HE3	1.97	0.47
29:U:83:GLY:HA3	29:U:96:LYS:HE2	1.96	0.47
4:3:54:LEU:HD13	4:3:54:LEU:HA	1.76	0.47
9:A:65:U:C2	9:A:66:C:C5	3.02	0.47
9:A:178:G:O2'	9:A:179:C:H5'	2.14	0.47
9:A:412:A:H2'	9:A:413:C:H6	1.80	0.47
9:A:608:A:N3	9:A:621:A:C2	2.83	0.47
9:A:645:C:H42	9:A:2350:C:C1'	2.28	0.47
9:A:726:G:O2'	9:A:727:A:O5'	2.32	0.47
9:A:1034:G:C5	9:A:1122:G:C2	3.03	0.47
9:A:1385:A:C2	9:A:1386:C:N3	2.83	0.47
9:A:1430:G:C2'	9:A:1431:A:C5'	2.91	0.47
9:A:1840:G:C2	9:A:1841:U:C2	3.03	0.47
9:A:2080:A:C5'	32:X:18:SER:HB2	2.44	0.47
9:A:2140:G:H2'	9:A:2141:G:H8	1.79	0.47
9:A:2192:U:H2'	9:A:2193:G:H8	1.80	0.47
9:A:2249:U:H4'	9:A:2250:G:OP2	2.14	0.47
9:A:2300:C:O5'	9:A:2300:C:H6	1.98	0.47
9:A:2648:G:C2	9:A:2649:C:C2	3.03	0.47
9:A:2671:G:H2'	9:A:2672:U:H5'	1.97	0.47
15:G:15:ASP:O	15:G:16:VAL:HB	2.14	0.47
15:G:26:LYS:HB3	15:G:32:LEU:HA	1.96	0.47
15:G:126:THR:HG22	15:G:128:THR:N	2.20	0.47
16:H:30:LEU:O	16:H:35:LYS:HB2	2.14	0.47
17:I:56:VAL:HG11	17:I:68:PHE:HD2	1.80	0.47
18:J:44:TYR:O	18:J:45:THR:HB	2.15	0.47
21:M:41:LEU:HD22	21:M:124:LEU:HD22	1.97	0.47
23:O:74:VAL:O	23:O:77:ALA:HB3	2.14	0.47
26:R:58:VAL:HG12	26:R:102:SER:CB	2.45	0.47
31:W:22:VAL:O	31:W:25:PHE:CD2	2.66	0.47
31:W:58:LEU:HA	31:W:58:LEU:HD12	1.51	0.47
2:1:10:LEU:O	2:1:19:PHE:HB2	2.15	0.47
9:A:397:U:C2'	9:A:398:C:H5'	2.45	0.47

*Continued on next page...*

*Continued from previous page...*

Atom-1	Atom-2	Interatomic distance (Å)	Clash overlap (Å)
9:A:545:U:O2	9:A:545:U:O4'	2.33	0.47
9:A:638:G:C5	9:A:651:G:C2	3.03	0.47
9:A:659:G:C6	9:A:660:C:C4	3.03	0.47
9:A:670:A:H4'	9:A:671:C:H5''	1.97	0.47
9:A:870:U:C2'	9:A:871:U:H5'	2.44	0.47
9:A:2149:U:O2'	9:A:2150:C:O4'	2.26	0.47
9:A:2362:C:H2'	9:A:2363:G:H5'	1.96	0.47
9:A:2617:U:H2'	9:A:2618:G:O4'	2.14	0.47
9:A:2768:U:H2'	9:A:2769:U:O5'	2.15	0.47
11:C:230:PRO:HD2	11:C:246:PRO:HA	1.96	0.47
11:C:254:LYS:O	11:C:255:LYS:CB	2.63	0.47
12:D:142:VAL:HG23	12:D:144:GLY:N	2.30	0.47
12:D:191:GLY:O	12:D:192:ALA:HB3	2.14	0.47
15:G:23:ILE:H	15:G:23:ILE:CD1	2.25	0.47
18:J:64:VAL:HG11	18:J:68:LYS:HB2	1.92	0.47
19:K:87:LEU:HD22	19:K:93:GLN:N	2.29	0.47
25:Q:12:ARG:O	25:Q:13:HIS:C	2.50	0.47
26:R:87:GLN:HG2	26:R:88:GLY:N	2.30	0.47
32:X:73:ARG:O	32:X:73:ARG:CG	2.62	0.47
9:A:154:U:H2'	9:A:155:A:C8	2.50	0.46
9:A:263:G:C2'	9:A:264:C:O5'	2.63	0.46
9:A:361:G:OP2	9:A:361:G:C8	2.67	0.46
9:A:364:C:O2'	9:A:365:U:H5'	2.15	0.46
9:A:1059:G:H4'	17:I:116:MET:CE	2.45	0.46
9:A:1243:C:H2'	9:A:1244:A:O4'	2.16	0.46
9:A:1327:A:C2'	9:A:1328:A:O5'	2.63	0.46
9:A:1378:A:O2'	9:A:1379:U:P	2.73	0.46
9:A:1379:U:H5'	9:A:1379:U:H6	1.81	0.46
9:A:1524:G:O2'	9:A:1525:A:H5'	2.15	0.46
9:A:2152:G:HO2'	9:A:2153:C:C4'	2.27	0.46
9:A:2345:G:C4	9:A:2381:A:C2	3.03	0.46
9:A:2422:C:H6	9:A:2422:C:H5''	1.80	0.46
9:A:2619:C:H5'	12:D:155:VAL:O	2.15	0.46
9:A:2780:G:H4'	9:A:2781:A:OP2	2.14	0.46
11:C:141:HIS:NE2	11:C:193:GLU:C	2.68	0.46
13:E:5:LEU:HD23	13:E:120:VAL:O	2.14	0.46
15:G:167:VAL:O	15:G:168:VAL:C	2.53	0.46
21:M:4:PRO:CG	21:M:70:ASP:HA	2.45	0.46
22:N:44:LEU:HD11	22:N:48:VAL:HG21	1.96	0.46
22:N:44:LEU:CD1	22:N:48:VAL:HG23	2.45	0.46
22:N:96:ARG:O	22:N:96:ARG:HG3	2.15	0.46

*Continued on next page...*

*Continued from previous page...*

Atom-1	Atom-2	Interatomic distance (Å)	Clash overlap (Å)
24:P:21:PRO:HA	24:P:46:VAL:HG12	1.97	0.46
26:R:67:GLY:C	26:R:93:PHE:CE2	2.89	0.46
27:S:24:ILE:HA	27:S:24:ILE:HD12	1.49	0.46
28:T:37:ASP:C	28:T:38:ALA:O	2.51	0.46
29:U:85:ARG:HG3	29:U:86:PHE:N	2.30	0.46
31:W:18:LYS:HG3	31:W:19:ARG:HG3	1.97	0.46
34:Z:8:GLN:HB3	34:Z:31:ILE:HA	1.97	0.46
34:Z:11:SER:O	34:Z:15:ARG:NE	2.47	0.46
2:1:50:GLU:OE1	2:1:50:GLU:CA	2.61	0.46
9:A:252:G:N2	9:A:253:C:H1'	2.30	0.46
9:A:411:G:H5''	9:A:412:A:OP1	2.15	0.46
9:A:566:U:O2'	9:A:809:G:OP2	2.26	0.46
9:A:1080:A:O3'	17:I:126:ARG:HG3	2.15	0.46
9:A:1717:A:H2'	9:A:1718:G:O4'	2.15	0.46
9:A:1739:A:H2'	9:A:1740:G:O4'	2.15	0.46
9:A:2258:C:C2	9:A:2426:A:C4'	2.98	0.46
9:A:2525:G:C2	9:A:2539:C:C2	3.03	0.46
11:C:68:ARG:HH22	11:C:115:ILE:HG23	1.80	0.46
11:C:159:THR:OG1	11:C:194:VAL:HG11	2.16	0.46
12:D:113:SER:O	12:D:167:ASN:N	2.42	0.46
13:E:119:ILE:HD11	13:E:187:VAL:HG23	1.97	0.46
16:H:5:LEU:HD23	16:H:36:ALA:HB2	1.97	0.46
18:J:60:ASP:OD1	18:J:61:LYS:HG3	2.15	0.46
22:N:71:ARG:HH21	22:N:71:ARG:HG3	1.76	0.46
23:O:89:ASP:O	23:O:90:VAL:HG13	2.15	0.46
24:P:3:ILE:C	24:P:3:ILE:CD1	2.83	0.46
25:Q:57:ARG:HG2	25:Q:61:ILE:CD1	2.41	0.46
28:T:28:ASN:C	28:T:91:GLN:NE2	2.64	0.46
34:Z:6:ILE:HD11	34:Z:47:ILE:HD11	1.98	0.46
9:A:149:A:H2'	9:A:150:U:H6	1.80	0.46
9:A:197:A:C2'	9:A:198:C:H5'	2.45	0.46
9:A:227:A:N6	9:A:410:G:H1'	2.30	0.46
9:A:321:U:O2'	13:E:162:ARG:NH1	2.48	0.46
9:A:423:A:H5''	9:A:424:G:O5'	2.15	0.46
9:A:1064:C:H4'	17:I:89:SER:HB2	1.98	0.46
9:A:1241:A:H2'	9:A:1242:U:H5'	1.97	0.46
9:A:1385:A:C5	9:A:1403:A:C6	3.03	0.46
9:A:1522:A:O2'	9:A:1523:U:OP2	2.32	0.46
9:A:1655:A:H5'	12:D:118:PHE:CD2	2.51	0.46
9:A:1665:A:C2'	9:A:1666:G:H5'	2.45	0.46
9:A:1733:G:C2	9:A:1734:G:C5	3.03	0.46

*Continued on next page...*

*Continued from previous page...*

Atom-1	Atom-2	Interatomic distance (Å)	Clash overlap (Å)
9:A:2083:G:H2'	9:A:2084:C:H5'	1.96	0.46
9:A:2145:C:H3'	9:A:2146:C:H5''	1.96	0.46
9:A:2714:G:H2'	9:A:2715:C:C6	2.51	0.46
9:A:2757:A:H2'	9:A:2757:A:N3	2.29	0.46
9:A:2808:G:O2'	9:A:2809:A:OP2	2.34	0.46
13:E:8:ALA:O	13:E:9:GLN:C	2.54	0.46
13:E:149:ILE:O	13:E:188:MET:HA	2.16	0.46
14:F:116:LEU:O	14:F:176:PHE:HA	2.15	0.46
16:H:6:LEU:N	16:H:6:LEU:CD1	2.78	0.46
24:P:59:THR:HG23	24:P:72:VAL:HG12	1.98	0.46
29:U:60:LYS:HA	29:U:60:LYS:HD2	1.60	0.46
32:X:40:GLU:C	32:X:42:GLU:N	2.68	0.46
33:Y:44:LYS:O	33:Y:47:ARG:HB3	2.14	0.46
2:1:16:THR:HB	2:1:41:VAL:HG21	1.97	0.46
3:2:9:VAL:CG1	9:A:1309:G:OP1	2.64	0.46
3:2:12:ARG:HB2	9:A:686:U:O4	2.15	0.46
5:4:1:MET:CE	5:4:34:LYS:HG2	2.46	0.46
9:A:245:G:H2'	9:A:246:C:H6	1.81	0.46
9:A:360:U:H5''	9:A:361:G:OP1	2.16	0.46
9:A:475:C:C4	9:A:481:G:C6	3.04	0.46
9:A:636:G:N1	20:L:111:ILE:HD11	2.21	0.46
9:A:974:G:C4	9:A:1186:G:C2	3.03	0.46
9:A:1106:G:C6	9:A:1107:G:N7	2.83	0.46
9:A:1153:C:H2'	9:A:1154:G:C5'	2.45	0.46
9:A:1178:C:H2'	9:A:1178:C:O2	2.15	0.46
9:A:1206:G:C6	9:A:1207:C:C4	3.03	0.46
9:A:1233:C:C4	9:A:1234:U:C5	3.04	0.46
9:A:1345:C:O2	9:A:1345:C:H2'	2.15	0.46
9:A:2136:G:C6	9:A:2137:U:O4	2.69	0.46
9:A:2304:G:H22	9:A:2312:U:H3	1.62	0.46
9:A:2544:G:H8	9:A:2544:G:O5'	1.99	0.46
9:A:2807:U:O5'	9:A:2807:U:H6	1.98	0.46
9:A:2825:G:H2'	9:A:2826:A:H5'	1.96	0.46
10:B:74:U:O2	30:V:29:ILE:HD12	2.15	0.46
11:C:252:LYS:HA	11:C:252:LYS:HZ2	1.80	0.46
12:D:12:THR:HG22	12:D:24:VAL:HG22	1.97	0.46
17:I:79:LEU:HD22	17:I:137:LEU:CD1	2.46	0.46
21:M:26:VAL:HG13	21:M:104:GLU:OE2	2.16	0.46
21:M:45:GLN:O	21:M:46:ILE:C	2.53	0.46
22:N:18:GLN:NE2	22:N:22:ARG:NH1	2.63	0.46
24:P:31:VAL:HG22	24:P:32:VAL:N	2.31	0.46

*Continued on next page...*

*Continued from previous page...*

Atom-1	Atom-2	Interatomic distance (Å)	Clash overlap (Å)
25:Q:94:LEU:HA	25:Q:94:LEU:HD13	1.29	0.46
26:R:49:ILE:CG2	26:R:53:PHE:CA	2.94	0.46
27:S:13:SER:OG	27:S:16:LYS:HG3	2.16	0.46
31:W:28:GLU:C	31:W:63:ASP:HB3	2.36	0.46
1:0:5:ASN:O	1:0:7:PRO:HD3	2.15	0.46
2:1:7:LYS:HE3	4:3:33:THR:HG21	1.96	0.46
3:2:35:ARG:HG2	3:2:42:LEU:HD21	1.97	0.46
4:3:56:LEU:H	4:3:56:LEU:HD23	1.79	0.46
9:A:570:G:H2'	9:A:2030:A:C8	2.51	0.46
9:A:780:G:H2'	9:A:782:A:N7	2.31	0.46
9:A:901:C:H2'	9:A:902:C:C6	2.50	0.46
9:A:912:C:C4	9:A:913:U:O4	2.68	0.46
9:A:915:C:H6	9:A:915:C:C5'	2.24	0.46
9:A:1024:G:N2	9:A:1142:A:H2	2.12	0.46
9:A:1061:U:H1'	9:A:1070:A:O4'	2.16	0.46
9:A:1417:C:O2'	9:A:1418:G:C5'	2.60	0.46
9:A:1733:G:O2'	9:A:1734:G:P	2.73	0.46
9:A:1998:A:H2'	9:A:1999:C:C6	2.50	0.46
9:A:2496:C:OP1	21:M:82:MET:HB2	2.16	0.46
9:A:2557:G:H2'	9:A:2558:C:C6	2.51	0.46
9:A:2851:A:H2'	9:A:2852:G:O4'	2.15	0.46
11:C:161:VAL:HG22	11:C:175:LEU:HD12	1.98	0.46
11:C:182:LYS:O	11:C:183:VAL:CG2	2.62	0.46
12:D:77:ARG:HD3	12:D:200:ASP:OD1	2.16	0.46
12:D:133:THR:HG23	12:D:134:HIS:N	2.30	0.46
12:D:148:GLN:HB2	12:D:152:PRO:HG2	1.98	0.46
13:E:68:ALA:O	13:E:69:ARG:C	2.54	0.46
16:H:31:VAL:CB	16:H:32:PRO:HD2	2.42	0.46
24:P:7:LEU:O	24:P:10:GLU:HG2	2.15	0.46
24:P:32:VAL:O	24:P:33:GLU:O	2.32	0.46
24:P:33:GLU:HG3	24:P:34:GLY:N	2.15	0.46
26:R:24:LYS:CA	26:R:94:THR:HG23	2.39	0.46
27:S:18:ARG:CG	27:S:76:VAL:HG13	2.44	0.46
31:W:25:PHE:HB3	31:W:66:VAL:HG23	1.98	0.46
9:A:430:A:H5''	9:A:431:U:OP2	2.16	0.46
9:A:669:G:C6	9:A:801:G:O6	2.68	0.46
9:A:819:A:OP2	9:A:1187:G:N2	2.43	0.46
9:A:960:A:N7	9:A:962:G:C8	2.84	0.46
9:A:1014:A:H2'	9:A:1015:U:C6	2.50	0.46
9:A:1244:A:O5'	20:L:7:SER:HB3	2.15	0.46
9:A:1358:G:N2	9:A:1374:G:C5	2.84	0.46

*Continued on next page...*

*Continued from previous page...*

Atom-1	Atom-2	Interatomic distance (Å)	Clash overlap (Å)
9:A:1403:A:O2'	9:A:1404:C:H5'	2.16	0.46
9:A:1826:G:C5	9:A:1827:U:C5	3.04	0.46
9:A:1945:G:H2'	9:A:1946:U:C5	2.51	0.46
9:A:2032:G:N1	9:A:2572:A:C8	2.83	0.46
9:A:2415:G:C5	9:A:2416:C:C5	3.03	0.46
9:A:2508:G:H2'	9:A:2509:G:O4'	2.16	0.46
11:C:156:SER:O	11:C:194:VAL:HG11	2.15	0.46
12:D:69:ALA:CA	12:D:73:VAL:CG1	2.94	0.46
12:D:97:SER:OG	12:D:99:GLU:CG	2.63	0.46
13:E:147:LEU:HB2	13:E:186:VAL:HA	1.97	0.46
14:F:135:ILE:C	14:F:137:PHE:N	2.68	0.46
15:G:93:TYR:HD2	15:G:93:TYR:HA	1.67	0.46
15:G:154:GLU:OE1	15:G:157:LYS:HB2	2.15	0.46
20:L:21:ARG:HD3	20:L:21:ARG:HA	1.69	0.46
23:O:36:TYR:CD2	23:O:36:TYR:N	2.84	0.46
23:O:70:ALA:O	23:O:71:ALA:C	2.54	0.46
25:Q:8:ILE:C	25:Q:8:ILE:CD1	2.83	0.46
25:Q:85:ALA:O	25:Q:88:GLU:CB	2.64	0.46
26:R:21:ARG:HG3	26:R:95:ASP:OD1	2.14	0.46
1:O:36:LYS:O	1:O:37:HIS:HB3	2.16	0.46
9:A:544:C:H2'	9:A:544:C:O2	2.16	0.46
9:A:996:A:P	25:Q:91:ARG:NH1	2.89	0.46
9:A:1011:G:H5''	25:Q:76:SER:HG	1.80	0.46
9:A:1059:G:C2	9:A:1080:A:N3	2.83	0.46
9:A:1063:G:H5'	17:I:76:ALA:HB3	1.98	0.46
9:A:1289:C:H2'	9:A:1290:C:C6	2.50	0.46
9:A:1421:G:C2	9:A:1422:G:C8	3.04	0.46
9:A:1450:G:H2'	9:A:1451:C:C6	2.50	0.46
9:A:1507:C:H2'	9:A:1508:A:N3	2.30	0.46
9:A:1565:C:H3'	11:C:17:LYS:HZ3	1.81	0.46
9:A:1734:G:O2'	9:A:1735:A:C8	2.48	0.46
9:A:1798:U:C4	9:A:1819:A:C2	3.04	0.46
9:A:1820:U:C2	11:C:200:MET:HG2	2.50	0.46
9:A:1857:G:H1'	9:A:1884:G:H22	1.81	0.46
9:A:1934:C:H2'	9:A:1935:G:O5'	2.15	0.46
9:A:2103:C:H2'	9:A:2104:C:C5'	2.38	0.46
9:A:2222:C:H4'	11:C:184:GLU:OE1	2.16	0.46
9:A:2302:U:H2'	9:A:2303:G:H8	1.81	0.46
9:A:2336:A:N6	31:W:40:ARG:HD2	2.31	0.46
9:A:2447:G:C4	9:A:2500:U:C5	3.04	0.46
36:A:9000:ERY:H8	36:A:9000:ERY:H321	1.58	0.46

*Continued on next page...*



*Continued from previous page...*

Atom-1	Atom-2	Interatomic distance (Å)	Clash overlap (Å)
10:B:15:A:O2'	10:B:16:G:H5'	2.15	0.46
10:B:70:C:C2'	10:B:71:C:H5'	2.46	0.46
10:B:75:G:O2'	30:V:88:HIS:HE1	1.99	0.46
11:C:75:ALA:HB1	11:C:94:LEU:O	2.16	0.46
11:C:257:ARG:CD	11:C:269:ARG:HH22	2.29	0.46
14:F:151:LEU:HD12	14:F:151:LEU:C	2.36	0.46
15:G:166:GLU:OE2	15:G:167:VAL:N	2.49	0.46
18:J:120:ARG:O	18:J:123:LYS:HE2	2.16	0.46
19:K:105:ARG:NE	19:K:106:GLU:OE2	2.49	0.46
21:M:132:THR:CG2	21:M:133:LYS:N	2.78	0.46
23:O:107:ALA:O	23:O:110:ALA:HB3	2.15	0.46
24:P:13:LYS:NZ	24:P:80:VAL:CG1	2.78	0.46
28:T:29:THR:HG22	28:T:86:THR:CG2	2.20	0.46
31:W:36:ILE:O	31:W:39:GLN:HB3	2.16	0.46
9:A:728:G:O2'	9:A:730:A:H5''	2.15	0.46
9:A:995:C:H42	18:J:2:LYS:HB2	1.81	0.46
9:A:1060:U:C5'	9:A:1061:U:OP1	2.62	0.46
9:A:1069:A:C6	9:A:1074:G:C5	3.03	0.46
9:A:1360:G:H5''	9:A:1360:G:C8	2.51	0.46
9:A:2308:G:H2'	9:A:2310:C:H5	1.80	0.46
9:A:2325:G:C6	9:A:2326:C:C4	3.04	0.46
9:A:2383:G:O2'	9:A:2384:U:C5'	2.59	0.46
9:A:2663:G:O2'	9:A:2664:G:H5'	2.15	0.46
9:A:2720:U:C2	9:A:2872:A:C6	3.04	0.46
11:C:123:ILE:O	11:C:123:ILE:HG12	2.15	0.46
11:C:237:ARG:O	11:C:238:ASN:HB2	2.15	0.46
15:G:136:ASP:C	15:G:136:ASP:OD1	2.53	0.46
16:H:37:VAL:HG23	16:H:38:PRO:HD2	1.97	0.46
17:I:79:LEU:HD11	17:I:132:ALA:HA	1.97	0.46
18:J:31:GLU:HG3	18:J:142:ILE:HG21	1.98	0.46
21:M:114:ARG:CA	21:M:130:PHE:CE1	2.98	0.46
22:N:67:PHE:HE2	22:N:71:ARG:NH1	2.14	0.46
29:U:54:PRO:HG2	29:U:55:GLY:H	1.80	0.46
30:V:42:LEU:HD23	30:V:42:LEU:N	2.30	0.46
31:W:49:ASN:ND2	31:W:50:VAL:N	2.64	0.46
33:Y:9:LYS:NZ	33:Y:10:SER:H	2.13	0.46
33:Y:42:LEU:HD12	33:Y:42:LEU:HA	1.71	0.46
2:1:7:LYS:CA	2:1:23:THR:HG22	2.41	0.46
2:1:8:ILE:HG21	2:1:51:ALA:CB	2.46	0.46
4:3:32:LEU:O	4:3:33:THR:C	2.53	0.46
9:A:103:A:H2'	9:A:104:A:H8	1.81	0.46

*Continued on next page...*

*Continued from previous page...*

Atom-1	Atom-2	Interatomic distance (Å)	Clash overlap (Å)
9:A:108:G:C2'	9:A:109:C:H5'	2.46	0.46
9:A:136:G:H2'	9:A:137:U:C6	2.51	0.46
9:A:544:C:H3'	9:A:545:U:O2	2.16	0.46
9:A:634:C:H2'	9:A:635:C:C6	2.50	0.46
9:A:670:A:H4'	9:A:671:C:O5'	2.15	0.46
9:A:1023:U:H5'	9:A:1023:U:H6	1.79	0.46
9:A:1606:C:O2'	9:A:1607:C:O5'	2.34	0.46
9:A:1644:C:C2'	9:A:1644:C:O2	2.60	0.46
9:A:1673:G:C3'	9:A:1674:G:H5'	2.46	0.46
9:A:1845:G:H2'	9:A:1846:G:H5'	1.97	0.46
9:A:2639:A:H4'	18:J:96:ARG:NH2	2.31	0.46
9:A:2794:C:H2'	9:A:2795:C:C6	2.51	0.46
9:A:2804:U:O2'	9:A:2805:C:H5'	2.16	0.46
9:A:2840:C:H4'	22:N:91:ALA:O	2.16	0.46
12:D:90:PHE:N	12:D:90:PHE:CD1	2.83	0.46
15:G:95:ALA:HA	15:G:103:ASN:O	2.15	0.46
16:H:49:ALA:HB3	16:H:50:ARG:HH22	1.72	0.46
18:J:132:HIS:HB3	18:J:135:GLN:CG	2.46	0.46
19:K:47:ILE:HG13	19:K:48:PRO:CD	2.45	0.46
21:M:6:ARG:O	21:M:7:THR:HG23	2.16	0.46
21:M:43:ALA:O	21:M:46:ILE:HG13	2.16	0.46
21:M:78:LEU:O	21:M:80:VAL:N	2.49	0.46
25:Q:63:ARG:HH12	25:Q:96:ASP:C	2.14	0.46
29:U:10:VAL:CG1	29:U:24:VAL:HG23	2.46	0.46
5:4:1:MET:HE2	5:4:34:LYS:HG2	1.97	0.46
9:A:160:A:C6	9:A:161:A:C6	3.04	0.46
9:A:226:A:C6	9:A:227:A:C6	3.04	0.46
9:A:263:G:H2'	9:A:264:C:O5'	2.15	0.46
9:A:312:G:H2'	9:A:313:G:H8	1.81	0.46
9:A:441:U:H2'	9:A:442:G:C8	2.50	0.46
9:A:441:U:O2'	13:E:41:GLN:NE2	2.49	0.46
9:A:475:C:O5'	9:A:475:C:H6	1.99	0.46
9:A:565:C:H2'	9:A:566:U:O4'	2.15	0.46
9:A:817:C:H2'	9:A:818:G:O4'	2.15	0.46
9:A:861:A:C2	9:A:917:A:C4	3.04	0.46
9:A:925:A:H2'	9:A:926:G:O4'	2.16	0.46
9:A:1059:G:C6	9:A:1080:A:N1	2.84	0.46
9:A:1198:U:H2'	9:A:1199:U:C6	2.51	0.46
9:A:1441:G:H2'	9:A:1442:U:C6	2.51	0.46
9:A:1655:A:C2	9:A:1656:C:H1'	2.51	0.46
9:A:1791:A:N6	9:A:1828:G:O2'	2.45	0.46

*Continued on next page...*

*Continued from previous page...*

Atom-1	Atom-2	Interatomic distance (Å)	Clash overlap (Å)
9:A:1853:A:C5	9:A:1889:A:C6	3.04	0.46
9:A:1980:G:O2'	9:A:1982:U:H5	1.99	0.46
9:A:2428:G:H5''	9:A:2429:G:OP1	2.15	0.46
9:A:2470:G:C2'	9:A:2471:A:H5'	2.45	0.46
9:A:2578:G:C5	12:D:145:SER:HB2	2.51	0.46
9:A:2610:C:H4'	36:A:9000:ERY:C30	2.46	0.46
9:A:2752:C:H2'	9:A:2753:A:H8	1.74	0.46
12:D:98:VAL:O	12:D:101:PHE:N	2.47	0.46
12:D:148:GLN:OE1	12:D:148:GLN:N	2.50	0.46
15:G:27:GLY:O	15:G:28:LYS:C	2.54	0.46
18:J:70:THR:HA	18:J:90:GLU:HG2	1.98	0.46
21:M:77:PRO:HB2	21:M:80:VAL:CG1	2.46	0.46
23:O:67:ASN:O	23:O:68:LYS:C	2.55	0.46
28:T:10:VAL:HG23	28:T:11:LEU:HD23	1.98	0.46
29:U:10:VAL:HG21	29:U:69:VAL:HB	1.97	0.46
29:U:25:LYS:N	29:U:34:ILE:O	2.49	0.46
30:V:6:ALA:HB1	30:V:41:GLU:O	2.16	0.46
33:Y:23:ARG:NE	33:Y:23:ARG:HA	2.31	0.46
9:A:160:A:C4	9:A:167:A:C2	3.04	0.45
9:A:356:G:C6	9:A:357:C:C4	3.04	0.45
9:A:409:G:HO2'	9:A:410:G:H5'	1.77	0.45
9:A:528:A:C2	9:A:2042:A:H2'	2.51	0.45
9:A:735:A:H3'	9:A:736:C:C6	2.51	0.45
9:A:897:C:H5''	9:A:898:C:OP2	2.16	0.45
9:A:923:G:H4'	31:W:25:PHE:CZ	2.51	0.45
9:A:1025:G:H4'	9:A:1026:G:OP2	2.15	0.45
9:A:1161:C:C1'	26:R:8:GLY:O	2.63	0.45
9:A:1300:G:H2'	9:A:1635:A:OP1	2.16	0.45
9:A:1587:G:C4	9:A:1588:G:C8	3.04	0.45
9:A:1850:G:C5	9:A:1851:U:C5	3.04	0.45
9:A:2093:G:OP1	16:H:24:GLY:N	2.41	0.45
9:A:2393:U:O3'	20:L:62:PRO:HA	2.15	0.45
9:A:2397:G:H2'	9:A:2398:U:H6	1.81	0.45
9:A:2507:C:O2	9:A:2507:C:H2'	2.17	0.45
9:A:2635:A:C2'	9:A:2636:C:O5'	2.64	0.45
11:C:17:LYS:HA	11:C:17:LYS:HE3	1.97	0.45
11:C:141:HIS:O	11:C:143:VAL:N	2.50	0.45
12:D:9:VAL:HG22	12:D:26:VAL:CG1	2.44	0.45
13:E:65:THR:HG23	13:E:65:THR:O	2.17	0.45
14:F:52:ALA:HB2	14:F:149:ARG:HD3	1.97	0.45
15:G:136:ASP:O	15:G:140:ILE:CD1	2.64	0.45

*Continued on next page...*

*Continued from previous page...*

Atom-1	Atom-2	Interatomic distance (Å)	Clash overlap (Å)
17:I:40:ALA:HB3	17:I:68:PHE:CE1	2.50	0.45
17:I:105:LEU:HA	17:I:108:ILE:HD12	1.97	0.45
17:I:123:ALA:HA	17:I:126:ARG:CZ	2.46	0.45
19:K:40:LYS:HE3	19:K:57:VAL:HG13	1.98	0.45
20:L:82:LEU:HG	20:L:90:VAL:HG21	1.97	0.45
22:N:38:LEU:HD12	22:N:38:LEU:C	2.36	0.45
23:O:14:ALA:O	23:O:15:ARG:C	2.54	0.45
23:O:51:ALA:HB3	23:O:78:VAL:HG13	1.98	0.45
26:R:58:VAL:HG22	26:R:59:ILE:N	2.31	0.45
28:T:37:ASP:OD2	28:T:37:ASP:N	2.49	0.45
29:U:5:ARG:CG	29:U:5:ARG:NH2	2.56	0.45
5:4:5:ALA:HB3	9:A:2466:C:C5'	2.46	0.45
5:4:37:GLN:HG3	9:A:1125:G:H5'	1.97	0.45
9:A:718:A:H2'	9:A:719:C:H5'	1.98	0.45
9:A:861:A:N3	10:B:79:G:O2'	2.47	0.45
9:A:1220:G:H2'	9:A:1221:C:C6	2.51	0.45
9:A:1256:G:H21	13:E:77:ILE:HG13	1.80	0.45
9:A:1416:G:C4	9:A:1417:C:C5	3.04	0.45
9:A:1507:C:C4	9:A:1508:A:N1	2.84	0.45
9:A:1588:G:N3	9:A:1589:U:C6	2.85	0.45
9:A:1594:U:H2'	9:A:1595:C:C6	2.51	0.45
9:A:1624:U:H2'	9:A:1625:C:C6	2.46	0.45
9:A:1624:U:C2	9:A:1625:C:C5	3.04	0.45
9:A:1654:A:C1'	12:D:118:PHE:CD1	2.95	0.45
9:A:2105:U:H6	9:A:2105:U:OP2	1.99	0.45
9:A:2134:A:N6	9:A:2157:G:C6	2.80	0.45
9:A:2151:U:N3	9:A:2152:G:C5	2.84	0.45
9:A:2850:A:C2	9:A:2851:A:C4	3.04	0.45
14:F:3:LEU:HD23	14:F:100:GLU:CG	2.41	0.45
20:L:95:LEU:HD22	20:L:100:ILE:CD1	2.46	0.45
26:R:37:GLU:CD	26:R:37:GLU:N	2.66	0.45
26:R:49:ILE:CG2	26:R:54:VAL:HG12	2.45	0.45
28:T:26:LYS:O	28:T:27:SER:CB	2.59	0.45
31:W:24:ARG:NE	31:W:65:LYS:HE2	2.32	0.45
32:X:26:ARG:NH1	32:X:27:ARG:O	2.49	0.45
4:3:29:ARG:HH21	9:A:2394:C:P	2.39	0.45
9:A:28:A:H2'	9:A:29:U:H6	1.81	0.45
9:A:274:C:C6	9:A:275:C:C5	3.03	0.45
9:A:369:U:O2'	9:A:370:G:P	2.75	0.45
9:A:957:C:C4'	9:A:958:U:OP1	2.59	0.45
9:A:1000:A:C6	9:A:1001:A:C6	3.04	0.45

*Continued on next page...*

*Continued from previous page...*

Atom-1	Atom-2	Interatomic distance (Å)	Clash overlap (Å)
9:A:1223:G:P	26:R:68:ARG:HH12	2.40	0.45
9:A:1394:U:C2'	9:A:1395:A:O5'	2.65	0.45
9:A:1509:A:N3	9:A:1510:G:C8	2.85	0.45
9:A:1606:C:O2'	9:A:1607:C:P	2.72	0.45
9:A:1744:A:H3'	9:A:1745:A:H8	1.80	0.45
9:A:2356:U:H4'	31:W:16:GLU:CG	2.31	0.45
9:A:2461:A:H1'	9:A:2492:U:C2	2.52	0.45
9:A:2547:A:C2	9:A:2562:U:C2	3.04	0.45
10:B:5:U:H2'	10:B:6:G:C8	2.52	0.45
12:D:49:GLN:HE22	12:D:67:HIS:CE1	2.34	0.45
12:D:49:GLN:NE2	12:D:67:HIS:CE1	2.85	0.45
13:E:175:ILE:HD11	13:E:180:LEU:HD11	1.99	0.45
14:F:82:TYR:O	14:F:84:ILE:HG22	2.17	0.45
14:F:90:LEU:HB3	14:F:95:MET:HA	1.97	0.45
14:F:174:PHE:HD1	14:F:176:PHE:CE1	2.35	0.45
18:J:111:LYS:CG	18:J:112:GLY:H	2.18	0.45
25:Q:4:LYS:CD	25:Q:7:VAL:HG13	2.46	0.45
26:R:42:ALA:CB	26:R:46:GLU:CB	2.94	0.45
28:T:93:LEU:HA	28:T:93:LEU:HD13	1.62	0.45
29:U:94:PHE:O	29:U:94:PHE:CG	2.68	0.45
2:1:10:LEU:HD23	2:1:50:GLU:O	2.17	0.45
4:3:24:LYS:CD	20:L:62:PRO:HG3	2.47	0.45
5:4:7:VAL:O	5:4:8:LYS:HB2	2.16	0.45
9:A:142:A:C4	9:A:143:C:C4	3.03	0.45
9:A:239:C:O2'	9:A:240:C:H5'	2.17	0.45
9:A:478:A:N6	9:A:480:A:C6	2.84	0.45
9:A:636:G:H3'	20:L:128:THR:HG21	1.98	0.45
9:A:1276:A:H5''	9:A:1276:A:C8	2.52	0.45
9:A:1301:A:C2	9:A:1303:G:C6	3.04	0.45
9:A:1450:G:C4	9:A:1451:C:C5	3.05	0.45
9:A:1460:U:H3'	9:A:1461:C:C5'	2.46	0.45
9:A:1858:A:HO2'	9:A:1859:U:H6	1.64	0.45
9:A:2023:C:O2	9:A:2023:C:C2'	2.60	0.45
11:C:131:MET:HA	11:C:134:ILE:CD1	2.39	0.45
11:C:159:THR:N	11:C:194:VAL:CG1	2.79	0.45
12:D:2:ILE:HG13	12:D:100:LEU:HD21	1.97	0.45
13:E:108:ILE:CD1	13:E:180:LEU:HD13	2.47	0.45
13:E:174:GLY:O	13:E:175:ILE:O	2.34	0.45
14:F:131:VAL:CG2	14:F:151:LEU:H	2.27	0.45
15:G:175:LYS:O	15:G:176:LYS:C	2.53	0.45
17:I:107:GLU:HA	17:I:110:GLN:HB3	1.98	0.45

*Continued on next page...*

*Continued from previous page...*

Atom-1	Atom-2	Interatomic distance (Å)	Clash overlap (Å)
19:K:11:ALA:O	19:K:99:ILE:HA	2.16	0.45
19:K:108:ARG:CG	19:K:108:ARG:NH1	2.56	0.45
20:L:27:LEU:H	20:L:27:LEU:CD1	2.25	0.45
22:N:12:ARG:HG3	22:N:12:ARG:NH2	2.16	0.45
23:O:3:LYS:HG3	23:O:4:LYS:H	1.81	0.45
24:P:88:ARG:CG	24:P:112:ARG:NH2	2.80	0.45
26:R:24:LYS:HE2	26:R:24:LYS:HB3	1.64	0.45
26:R:68:ARG:HD3	26:R:92:TRP:CZ2	2.51	0.45
27:S:29:VAL:HG22	27:S:55:ILE:HD11	1.97	0.45
27:S:96:ILE:C	27:S:96:ILE:CD1	2.68	0.45
28:T:12:ARG:HD2	33:Y:29:ARG:NH2	2.31	0.45
29:U:49:PRO:O	29:U:51:LEU:N	2.49	0.45
30:V:29:ILE:O	30:V:91:PHE:N	2.50	0.45
31:W:18:LYS:H	31:W:36:ILE:CG1	2.30	0.45
31:W:46:ALA:HB3	31:W:80:SER:HB3	1.99	0.45
31:W:75:ASN:O	31:W:76:ARG:CB	2.64	0.45
5:4:36:ARG:HD3	9:A:2742:G:OP1	2.15	0.45
9:A:186:G:H2'	9:A:187:G:H8	1.82	0.45
9:A:447:A:N1	9:A:454:A:H2'	2.31	0.45
9:A:479:A:N3	9:A:481:G:H5''	2.31	0.45
9:A:573:U:O2'	9:A:574:A:H3'	2.17	0.45
9:A:611:C:C2'	9:A:612:G:C5'	2.94	0.45
9:A:777:G:H2'	9:A:778:G:H8	1.82	0.45
9:A:958:U:H5''	21:M:14:LYS:HZ2	1.81	0.45
9:A:1135:C:H6	9:A:1135:C:H5''	1.81	0.45
9:A:1359:A:C2'	9:A:1360:G:O5'	2.64	0.45
9:A:1374:G:C2'	9:A:1375:U:H5'	2.47	0.45
9:A:1410:G:C2	9:A:1593:A:C2	3.04	0.45
9:A:1655:A:H2'	9:A:1656:C:O4'	2.17	0.45
9:A:1681:G:H4'	9:A:1763:G:C8	2.51	0.45
9:A:1866:A:O2'	9:A:1867:G:C5'	2.64	0.45
9:A:2385:C:H2'	9:A:2386:A:C8	2.51	0.45
9:A:2874:C:H2'	9:A:2875:C:H6	1.80	0.45
11:C:196:ASN:OD1	11:C:197:ALA:N	2.49	0.45
11:C:245:THR:HB	11:C:246:PRO:HD2	1.97	0.45
12:D:39:ASP:CG	12:D:40:LEU:H	2.19	0.45
12:D:107:VAL:O	12:D:107:VAL:HG12	2.15	0.45
13:E:32:VAL:CG2	13:E:33:VAL:N	2.79	0.45
14:F:162:ASP:O	14:F:163:GLU:C	2.55	0.45
16:H:3:VAL:CA	16:H:37:VAL:O	2.63	0.45
25:Q:40:LYS:HB2	25:Q:40:LYS:HZ3	1.82	0.45

*Continued on next page...*

*Continued from previous page...*

Atom-1	Atom-2	Interatomic distance (Å)	Clash overlap (Å)
29:U:10:VAL:CG2	29:U:69:VAL:HB	2.46	0.45
31:W:18:LYS:HE3	31:W:19:ARG:HG3	1.97	0.45
31:W:28:GLU:HB3	31:W:31:LEU:CG	2.46	0.45
5:4:26:ILE:HD13	5:4:26:ILE:N	2.31	0.45
9:A:28:A:H2'	9:A:29:U:O4'	2.15	0.45
9:A:270:A:C2	9:A:369:U:H4'	2.51	0.45
9:A:341:C:H2'	9:A:342:A:O4'	2.17	0.45
9:A:621:A:H2'	9:A:622:G:O4'	2.16	0.45
9:A:748:G:O5'	27:S:89:ALA:HB2	2.16	0.45
9:A:1107:G:N3	9:A:1108:U:C6	2.84	0.45
9:A:1326:U:C2'	9:A:1327:A:H5'	2.46	0.45
9:A:1343:G:H2'	9:A:1344:U:C6	2.52	0.45
9:A:1398:C:H2'	9:A:1399:C:C6	2.52	0.45
9:A:1486:U:C2'	9:A:1487:U:H5'	2.47	0.45
9:A:1818:U:HO2'	9:A:1819:A:P	2.40	0.45
9:A:2139:U:O2	9:A:2152:G:N2	2.49	0.45
9:A:2532:G:C5	9:A:2533:U:C5	3.04	0.45
9:A:2834:G:O6	9:A:2879:A:H2'	2.16	0.45
10:B:33:G:C2'	10:B:34:A:H5'	2.47	0.45
11:C:29:PHE:CZ	11:C:31:PRO:HG3	2.51	0.45
11:C:70:LYS:HG3	11:C:101:ARG:CZ	2.47	0.45
12:D:113:SER:HB2	12:D:114:LYS:NZ	2.31	0.45
12:D:139:SER:HA	12:D:142:VAL:HG13	1.98	0.45
12:D:142:VAL:CB	12:D:143:PRO:CD	2.94	0.45
13:E:159:LEU:HD12	13:E:159:LEU:HA	1.53	0.45
14:F:88:VAL:CG1	14:F:90:LEU:CD1	2.94	0.45
15:G:115:GLN:CD	15:G:115:GLN:N	2.68	0.45
18:J:18:VAL:CG2	18:J:140:LEU:CD1	2.95	0.45
18:J:58:ASN:ND2	18:J:128:ASN:HB2	2.29	0.45
18:J:89:PHE:CE1	18:J:93:ILE:CG1	3.00	0.45
21:M:51:ARG:O	21:M:52:ALA:C	2.53	0.45
24:P:4:ILE:O	24:P:5:LYS:CB	2.56	0.45
24:P:67:GLU:CG	24:P:68:GLY:H	2.24	0.45
24:P:88:ARG:HD3	24:P:112:ARG:HH21	1.82	0.45
25:Q:57:ARG:HA	25:Q:60:TRP:CE3	2.51	0.45
29:U:98:ASN:C	29:U:98:ASN:OD1	2.55	0.45
31:W:19:ARG:NH1	31:W:22:VAL:CG1	2.79	0.45
31:W:73:PRO:HG2	31:W:76:ARG:HB2	1.98	0.45
1:0:10:SER:O	1:0:14:MET:HG3	2.16	0.45
2:1:3:GLY:C	2:1:4:ILE:HG12	2.36	0.45
2:1:49:LYS:O	2:1:50:GLU:CB	2.56	0.45

*Continued on next page...*



*Continued from previous page...*

Atom-1	Atom-2	Interatomic distance (Å)	Clash overlap (Å)
5:4:19:ARG:NH1	9:A:2755:C:C4	2.85	0.45
9:A:81:G:C2	9:A:106:C:C2	3.04	0.45
9:A:142:A:C2	9:A:143:C:N3	2.84	0.45
9:A:412:A:H2'	9:A:413:C:C5'	2.46	0.45
9:A:602:A:C2	9:A:656:G:C6	3.05	0.45
9:A:672:C:OP2	20:L:42:SER:OG	2.28	0.45
9:A:806:C:H2'	9:A:807:U:H6	1.81	0.45
9:A:825:A:C2'	9:A:826:U:H5'	2.47	0.45
9:A:900:A:C5	9:A:901:C:C6	3.05	0.45
9:A:1374:G:C5	9:A:1375:U:C5	3.04	0.45
9:A:1438:U:HO2'	9:A:1439:A:H5'	1.77	0.45
9:A:1467:U:C4	9:A:1546:G:C2	3.04	0.45
9:A:1567:G:H2'	11:C:84:PRO:HG3	1.99	0.45
9:A:1822:C:O5'	9:A:1822:C:H6	2.00	0.45
9:A:2043:C:N3	9:A:2777:G:C2	2.85	0.45
9:A:2356:U:C5'	31:W:16:GLU:HG3	2.46	0.45
9:A:2480:C:H2'	9:A:2481:G:C5'	2.45	0.45
9:A:2641:G:H5''	18:J:78:THR:HB	1.98	0.45
9:A:2865:U:C2	9:A:2866:U:C5	3.04	0.45
11:C:141:HIS:CD2	11:C:194:VAL:N	2.85	0.45
13:E:85:PHE:O	13:E:86:ALA:C	2.54	0.45
13:E:108:ILE:HD13	13:E:180:LEU:HD13	1.98	0.45
14:F:13:LYS:HG3	14:F:14:LYS:N	2.31	0.45
15:G:96:ALA:O	15:G:97:VAL:CB	2.61	0.45
19:K:24:VAL:CG1	19:K:30:ARG:HD2	2.47	0.45
20:L:29:LYS:O	20:L:30:THR:HG23	2.17	0.45
20:L:29:LYS:C	20:L:30:THR:HG23	2.37	0.45
21:M:69:PRO:O	21:M:70:ASP:CG	2.54	0.45
30:V:77:VAL:O	30:V:77:VAL:HG13	2.17	0.45
1:0:47:TYR:CZ	1:0:52:LYS:HB2	2.49	0.45
9:A:26:G:C6	9:A:27:G:N1	2.85	0.45
9:A:306:U:C3'	9:A:307:G:H5'	2.44	0.45
9:A:374:A:H2'	9:A:375:G:C5'	2.47	0.45
9:A:567:U:C2'	9:A:568:U:O5'	2.65	0.45
9:A:645:C:N4	9:A:2350:C:C4'	2.80	0.45
9:A:946:C:H2'	9:A:947:A:C8	2.46	0.45
9:A:1303:G:O2'	9:A:1304:A:H5'	2.16	0.45
9:A:1510:G:C4	9:A:1511:G:C8	3.05	0.45
9:A:1556:C:H2'	9:A:1557:C:H5'	1.97	0.45
9:A:1783:A:H5'	9:A:2608:G:H4'	1.99	0.45
9:A:1859:U:H2'	9:A:1860:G:H8	1.82	0.45

*Continued on next page...*

*Continued from previous page...*

Atom-1	Atom-2	Interatomic distance (Å)	Clash overlap (Å)
9:A:1917:U:C4	9:A:1918:A:C5	3.05	0.45
9:A:2287:A:C8	9:A:2289:G:C8	3.05	0.45
9:A:2435:A:H2'	9:A:2436:G:O5'	2.16	0.45
9:A:2463:C:O5'	9:A:2463:C:H6	2.00	0.45
9:A:2485:G:OP1	21:M:45:GLN:NE2	2.50	0.45
9:A:2748:A:N6	9:A:2749:A:C6	2.85	0.45
10:B:110:C:H2'	10:B:111:U:C5'	2.47	0.45
11:C:229:HIS:O	11:C:231:HIS:O	2.35	0.45
11:C:246:PRO:HG2	11:C:247:TRP:CZ2	2.51	0.45
11:C:256:THR:O	11:C:257:ARG:C	2.54	0.45
15:G:112:VAL:HG23	15:G:113:ASP:N	2.32	0.45
27:S:37:THR:HB	27:S:38:TYR:CE1	2.52	0.45
29:U:25:LYS:CG	29:U:36:GLU:HB3	2.32	0.45
31:W:26:GLY:O	31:W:27:GLY:C	2.55	0.45
9:A:31:C:O3'	9:A:1238:G:H5'	2.16	0.45
9:A:760:G:H2'	9:A:761:A:O4'	2.16	0.45
9:A:930:G:H5''	9:A:931:U:OP2	2.16	0.45
9:A:995:C:OP2	25:Q:52:ARG:NH1	2.50	0.45
9:A:1774:C:H4'	9:A:1979:U:O2	2.16	0.45
9:A:1946:U:C2	9:A:1947:C:C5	3.05	0.45
9:A:2352:A:O5'	9:A:2352:A:H8	2.00	0.45
9:A:2601:C:N3	9:A:2603:G:O6	2.50	0.45
9:A:2856:A:C2'	9:A:2857:G:H5'	2.47	0.45
10:B:19:C:C2'	10:B:20:G:H5'	2.47	0.45
12:D:122:VAL:O	12:D:126:ASN:HA	2.17	0.45
15:G:85:LYS:HA	15:G:130:ILE:O	2.16	0.45
18:J:84:ILE:HG23	18:J:84:ILE:O	2.17	0.45
21:M:21:ALA:HB3	21:M:100:LYS:N	2.32	0.45
23:O:25:ARG:HG3	23:O:27:VAL:CG2	2.47	0.45
23:O:28:VAL:HG23	23:O:106:LEU:CD2	2.46	0.45
25:Q:82:LEU:HD22	25:Q:88:GLU:OE2	2.16	0.45
28:T:31:VAL:C	28:T:32:LEU:CD2	2.74	0.45
9:A:396:G:H2'	9:A:397:U:C6	2.53	0.45
9:A:480:A:H3'	9:A:481:G:C5'	2.47	0.45
9:A:752:A:O2'	9:A:753:A:P	2.75	0.45
9:A:831:G:C6	9:A:832:U:C4	3.06	0.45
9:A:867:C:C4	9:A:868:U:C5	3.05	0.45
9:A:869:G:H2'	9:A:870:U:O4'	2.17	0.45
9:A:923:G:N2	31:W:23:LYS:HE2	2.31	0.45
9:A:1216:G:H2'	9:A:1217:U:H6	1.82	0.45
9:A:1607:C:H4'	9:A:1608:A:O5'	2.17	0.45

*Continued on next page...*

*Continued from previous page...*

Atom-1	Atom-2	Interatomic distance (Å)	Clash overlap (Å)
9:A:2023:C:C6	9:A:2023:C:H5''	2.52	0.45
9:A:2136:G:C2	9:A:2137:U:O4	2.69	0.45
9:A:2185:U:C5	9:A:2186:G:N7	2.85	0.45
9:A:2225:A:H4'	9:A:2226:C:H6	1.82	0.45
9:A:2353:G:H2'	9:A:2354:C:O5'	2.17	0.45
9:A:2536:G:C5	9:A:2537:U:C4	3.05	0.45
11:C:20:ASN:HA	11:C:21:PRO:HD2	1.90	0.45
11:C:106:PRO:CA	11:C:141:HIS:CE1	2.99	0.45
11:C:180:MET:CG	11:C:268:ARG:NH1	2.79	0.45
12:D:14:ILE:HA	24:P:11:GLN:NE2	2.15	0.45
12:D:105:LYS:CE	12:D:176:ASP:HB3	2.47	0.45
13:E:196:VAL:HG13	13:E:200:LEU:HD22	1.99	0.45
14:F:16:MET:O	14:F:20:ASN:N	2.50	0.45
14:F:91:ARG:N	14:F:95:MET:HB2	2.32	0.45
15:G:131:VAL:O	15:G:131:VAL:HG23	2.16	0.45
21:M:25:ASP:OD2	21:M:25:ASP:N	2.50	0.45
23:O:79:ALA:HB1	23:O:113:ALA:CB	2.47	0.45
24:P:95:LYS:CG	24:P:97:TYR:CZ	2.96	0.45
26:R:41:ILE:HG22	26:R:42:ALA:N	2.32	0.45
31:W:19:ARG:NH2	31:W:22:VAL:CG2	2.78	0.45
32:X:77:TYR:CD1	32:X:77:TYR:C	2.90	0.45
9:A:37:C:C2'	9:A:38:A:O5'	2.66	0.44
9:A:187:G:C2	9:A:210:C:O2	2.70	0.44
9:A:277:G:H4'	9:A:278:A:C8	2.52	0.44
9:A:497:A:H2'	9:A:498:G:O4'	2.17	0.44
9:A:633:A:H2'	9:A:634:C:H5'	1.99	0.44
9:A:659:G:C5	9:A:660:C:C4	3.05	0.44
9:A:670:A:H4'	9:A:671:C:C5'	2.47	0.44
9:A:869:G:C6	9:A:870:U:C4	3.06	0.44
9:A:956:G:H4'	21:M:82:MET:HE1	1.98	0.44
9:A:1313:U:O2	9:A:1313:U:H2'	2.16	0.44
9:A:1539:U:H2'	9:A:1540:G:C8	2.47	0.44
9:A:1585:C:C2'	9:A:1586:A:C5'	2.81	0.44
9:A:1844:C:C3'	9:A:1844:C:C6	3.00	0.44
9:A:2415:G:C4	9:A:2416:C:C6	3.05	0.44
9:A:2470:G:N2	9:A:2471:A:C4	2.85	0.44
9:A:2838:G:H2'	9:A:2839:G:O4'	2.17	0.44
11:C:254:LYS:HE3	11:C:254:LYS:HB3	1.72	0.44
12:D:105:LYS:N	12:D:106:LYS:HD2	2.31	0.44
14:F:106:ALA:C	14:F:108:PRO:CD	2.85	0.44
17:I:24:GLY:O	17:I:34:ILE:HD12	2.16	0.44

*Continued on next page...*

*Continued from previous page...*

Atom-1	Atom-2	Interatomic distance (Å)	Clash overlap (Å)
17:I:52:LEU:HD12	17:I:52:LEU:N	2.32	0.44
22:N:87:PHE:CE1	22:N:116:VAL:HG12	2.53	0.44
23:O:75:GLY:CA	23:O:106:LEU:HD13	2.43	0.44
2:1:8:ILE:CG2	2:1:9:LYS:H	2.29	0.44
4:3:2:LYS:HA	9:A:592:A:O2'	2.17	0.44
4:3:60:CYS:O	4:3:61:LEU:HD23	2.17	0.44
6:5:75:C:H2'	6:5:76:MA6:O4'	2.18	0.44
9:A:345:A:O2'	9:A:346:A:N7	2.51	0.44
9:A:558:U:P	18:J:113:PRO:CG	2.96	0.44
9:A:1487:U:N3	9:A:1503:A:C2	2.85	0.44
9:A:1695:G:H8	11:C:7:PRO:HG2	1.78	0.44
9:A:1842:G:H2'	9:A:1843:C:O4'	2.18	0.44
9:A:1950:G:H5''	9:A:1951:U:OP2	2.17	0.44
9:A:2001:C:C2	9:A:2002:G:C8	3.05	0.44
9:A:2097:A:O2'	9:A:2098:U:H5'	2.16	0.44
9:A:2340:A:H2'	9:A:2341:G:H8	1.80	0.44
9:A:2540:C:C2'	9:A:2541:A:C5'	2.86	0.44
9:A:2671:G:C3'	9:A:2672:U:H5'	2.48	0.44
9:A:2729:G:H5''	9:A:2729:G:C8	2.46	0.44
10:B:78:A:H2'	10:B:79:G:O4'	2.17	0.44
10:B:90:C:OP1	21:M:16:ARG:HB3	2.18	0.44
10:B:110:C:C2'	10:B:111:U:H5'	2.48	0.44
11:C:103:ILE:O	11:C:104:LEU:O	2.34	0.44
11:C:203:VAL:HG12	11:C:204:LEU:N	2.32	0.44
11:C:250:GLN:CD	11:C:250:GLN:N	2.71	0.44
12:D:15:PHE:H	24:P:11:GLN:HE21	1.59	0.44
13:E:178:VAL:O	13:E:181:ILE:N	2.47	0.44
20:L:57:LEU:HD11	20:L:61:LEU:HD21	2.00	0.44
21:M:55:ARG:O	21:M:56:ALA:HB2	2.16	0.44
24:P:83:ILE:C	24:P:83:ILE:CD1	2.78	0.44
26:R:39:LEU:O	26:R:40:MET:HB2	2.16	0.44
26:R:52:PRO:O	26:R:53:PHE:HB2	2.16	0.44
28:T:29:THR:CB	28:T:86:THR:HG22	2.47	0.44
32:X:40:GLU:HG3	32:X:43:LYS:HZ1	1.78	0.44
32:X:46:VAL:HG11	32:X:77:TYR:CD1	2.52	0.44
33:Y:37:LEU:O	33:Y:37:LEU:HD13	2.18	0.44
2:1:13:SER:OG	2:1:46:VAL:CG1	2.65	0.44
9:A:30:G:H2'	9:A:31:C:C6	2.53	0.44
9:A:83:A:N6	9:A:101:A:C4	2.86	0.44
9:A:414:C:O2'	9:A:415:A:H5'	2.17	0.44
9:A:726:G:O2'	9:A:727:A:H8	1.99	0.44

*Continued on next page...*

*Continued from previous page...*

Atom-1	Atom-2	Interatomic distance (Å)	Clash overlap (Å)
9:A:847:U:O2	9:A:934:U:H1'	2.17	0.44
9:A:933:A:H3'	9:A:934:U:C5'	2.46	0.44
9:A:1178:C:C4	9:A:1180:U:C4	3.06	0.44
9:A:1337:G:O2'	9:A:1338:G:H5'	2.18	0.44
9:A:1857:G:O2'	9:A:1858:A:OP2	2.34	0.44
9:A:2356:U:H5''	31:W:16:GLU:HG3	1.98	0.44
9:A:2415:G:C6	9:A:2416:C:C4	3.04	0.44
9:A:2494:G:O2'	21:M:79:ALA:HA	2.17	0.44
9:A:2665:A:H2	9:A:2666:C:C2	2.35	0.44
10:B:71:C:H2'	10:B:72:G:H5'	1.99	0.44
11:C:131:MET:O	11:C:132:ARG:C	2.55	0.44
11:C:184:GLU:O	11:C:186:ASP:N	2.47	0.44
12:D:13:ARG:HD2	24:P:55:HIS:ND1	2.32	0.44
12:D:177:VAL:O	12:D:177:VAL:CG2	2.65	0.44
13:E:175:ILE:O	13:E:175:ILE:CG2	2.65	0.44
14:F:10:GLU:O	14:F:11:VAL:CB	2.50	0.44
15:G:68:ARG:HD2	15:G:68:ARG:O	2.17	0.44
19:K:40:LYS:HG3	19:K:41:ILE:N	2.32	0.44
20:L:91:ASP:O	20:L:93:ASN:O	2.34	0.44
24:P:50:ARG:O	24:P:51:ASN:HB2	2.17	0.44
24:P:98:TYR:CE2	24:P:99:LEU:CD1	3.00	0.44
27:S:43:ALA:O	27:S:46:LEU:HB2	2.16	0.44
28:T:17:SER:O	28:T:18:GLU:CB	2.63	0.44
28:T:88:LYS:O	28:T:89:GLU:CB	2.63	0.44
2:1:16:THR:CG2	2:1:41:VAL:HG22	2.48	0.44
5:4:9:LYS:HG3	5:4:16:ILE:HG13	2.00	0.44
9:A:1013:C:H2'	9:A:1014:A:C8	2.53	0.44
9:A:1021:A:C6	9:A:1023:U:C5	3.05	0.44
9:A:1687:G:H2'	9:A:1688:U:C6	2.52	0.44
9:A:2094:A:C4'	16:H:25:TYR:CE1	2.96	0.44
9:A:2107:G:C2'	9:A:2152:G:OP1	2.66	0.44
9:A:2492:U:C2	9:A:2493:U:C5	3.05	0.44
9:A:2647:U:O2'	9:A:2648:G:H5'	2.17	0.44
9:A:2682:A:C8	12:D:11:MET:CG	3.00	0.44
9:A:2820:A:OP1	22:N:2:ARG:NH2	2.50	0.44
9:A:2824:C:C2'	9:A:2825:G:O5'	2.66	0.44
9:A:2855:C:O5'	9:A:2855:C:H6	2.00	0.44
12:D:9:VAL:CG2	12:D:26:VAL:HB	2.47	0.44
12:D:9:VAL:HG22	12:D:26:VAL:CB	2.48	0.44
12:D:25:THR:HG22	12:D:27:ILE:HG13	2.00	0.44
12:D:68:PHE:CB	12:D:73:VAL:HG12	2.48	0.44

*Continued on next page...*

*Continued from previous page...*

Atom-1	Atom-2	Interatomic distance (Å)	Clash overlap (Å)
12:D:106:LYS:CB	12:D:206:ALA:H	2.30	0.44
14:F:46:LYS:HE3	14:F:46:LYS:H	1.82	0.44
15:G:94:ARG:HA	15:G:127:GLN:O	2.17	0.44
15:G:156:TYR:O	15:G:157:LYS:HG3	2.17	0.44
17:I:126:ARG:CA	17:I:129:GLU:HB2	2.43	0.44
18:J:40:HIS:CD2	18:J:40:HIS:N	2.85	0.44
20:L:113:ALA:O	20:L:114:GLY:O	2.35	0.44
21:M:16:ARG:HA	21:M:16:ARG:HD3	1.91	0.44
22:N:85:PRO:HA	22:N:88:ALA:HB2	2.00	0.44
22:N:96:ARG:NH1	22:N:116:VAL:HG23	2.32	0.44
22:N:101:GLY:HA2	22:N:110:MET:H	1.81	0.44
24:P:87:ARG:HG3	24:P:88:ARG:H	1.82	0.44
26:R:4:VAL:HG22	26:R:40:MET:HB3	2.00	0.44
26:R:15:SER:H	26:R:18:GLN:NE2	2.16	0.44
28:T:15:HIS:O	28:T:17:SER:N	2.51	0.44
28:T:38:ALA:HB1	28:T:43:ILE:HG21	1.99	0.44
32:X:12:VAL:CG2	32:X:28:PHE:HB2	2.48	0.44
32:X:34:SER:H	32:X:50:VAL:H	1.65	0.44
34:Z:15:ARG:HD3	34:Z:53:MET:SD	2.57	0.44
1:0:39:ARG:HG2	1:0:40:HIS:CE1	2.52	0.44
1:0:48:TYR:O	1:0:49:ARG:HB2	2.18	0.44
9:A:323:C:C4	9:A:333:G:C8	3.05	0.44
9:A:528:A:H3'	9:A:528:A:C8	2.47	0.44
9:A:571:U:C5	9:A:575:A:C6	3.06	0.44
9:A:851:C:H2'	9:A:852:U:H6	1.82	0.44
9:A:968:C:O2'	9:A:969:G:H5'	2.18	0.44
9:A:1052:C:C6	9:A:1052:C:C3'	3.00	0.44
9:A:1376:C:O2'	9:A:1377:G:H5'	2.17	0.44
9:A:1595:C:H6	9:A:1595:C:O5'	1.99	0.44
9:A:1733:G:O2'	9:A:1734:G:C5'	2.66	0.44
9:A:1854:A:H2	9:A:2087:G:N3	2.16	0.44
9:A:1912:A:N1	9:A:1919:A:C5	2.86	0.44
9:A:1959:G:H2'	9:A:1960:A:O5'	2.17	0.44
9:A:1996:C:OP1	19:K:31:ARG:NE	2.51	0.44
9:A:2243:U:O2	9:A:2434:A:C2	2.70	0.44
9:A:2563:U:H1'	9:A:2566:A:N6	2.32	0.44
9:A:2615:U:H2'	9:A:2616:C:H6	1.82	0.44
9:A:2645:G:H4'	9:A:2646:C:OP2	2.18	0.44
9:A:2752:C:O5'	9:A:2752:C:H6	2.01	0.44
10:B:34:A:H2'	10:B:35:C:OP2	2.17	0.44
10:B:57:A:H2'	10:B:58:A:C8	2.52	0.44

*Continued on next page...*

*Continued from previous page...*

Atom-1	Atom-2	Interatomic distance (Å)	Clash overlap (Å)
11:C:32:LEU:HD23	11:C:32:LEU:HA	1.76	0.44
11:C:76:VAL:O	11:C:77:VAL:C	2.56	0.44
11:C:105:ALA:HA	11:C:106:PRO:HD2	1.62	0.44
12:D:9:VAL:CG1	12:D:28:GLU:HB2	2.48	0.44
13:E:197:GLU:O	13:E:198:GLU:C	2.56	0.44
14:F:109:ARG:C	14:F:136:ILE:HG22	2.38	0.44
17:I:30:GLN:NE2	17:I:32:VAL:HB	2.33	0.44
22:N:87:PHE:HE1	22:N:116:VAL:HG12	1.82	0.44
23:O:59:ALA:CA	23:O:62:LEU:CD1	2.95	0.44
25:Q:15:LYS:O	25:Q:19:GLN:HG3	2.17	0.44
29:U:24:VAL:HA	29:U:35:VAL:HG22	2.00	0.44
5:4:36:ARG:CG	5:4:37:GLN:H	2.04	0.44
9:A:28:A:C5	9:A:29:U:C5	3.06	0.44
9:A:119:A:H4'	9:A:120:U:O5'	2.17	0.44
9:A:304:U:O2'	9:A:305:C:H5'	2.18	0.44
9:A:540:C:O2'	9:A:541:A:H5'	2.17	0.44
9:A:547:A:N1	9:A:549:G:N2	2.65	0.44
9:A:579:G:C2	9:A:1262:A:C5	3.06	0.44
9:A:900:A:C4	9:A:901:C:C6	3.06	0.44
9:A:1071:G:C4	9:A:1089:A:C6	3.06	0.44
9:A:1081:U:N3	9:A:1082:U:C5	2.85	0.44
9:A:1416:G:O2'	9:A:1417:C:P	2.76	0.44
9:A:1721:G:H22	9:A:1738:G:H2'	1.82	0.44
9:A:1865:U:O2'	9:A:1866:A:H5''	2.16	0.44
9:A:2244:U:H2'	9:A:2245:U:O4'	2.18	0.44
9:A:2289:G:O2'	9:A:2290:G:H5'	2.18	0.44
9:A:2417:C:H2'	9:A:2418:A:O5'	2.17	0.44
9:A:2551:C:H2'	9:A:2552:U:C6	2.52	0.44
9:A:2643:G:H2'	9:A:2644:G:O4'	2.17	0.44
9:A:2693:G:O2'	9:A:2694:G:H5'	2.16	0.44
9:A:2756:U:H1'	9:A:2757:A:H5''	1.99	0.44
10:B:5:U:H2'	10:B:6:G:H8	1.82	0.44
11:C:121:ALA:HB3	11:C:129:LEU:CD2	2.47	0.44
13:E:5:LEU:HD13	13:E:122:GLU:HG3	2.00	0.44
13:E:7:ASP:CG	13:E:8:ALA:N	2.69	0.44
13:E:37:ALA:O	13:E:39:ALA:N	2.51	0.44
13:E:82:GLY:O	13:E:83:VAL:HB	2.17	0.44
14:F:61:GLY:HA3	14:F:94:ARG:HD2	1.98	0.44
15:G:33:THR:CA	15:G:34:ARG:NH1	2.76	0.44
18:J:37:ARG:O	18:J:37:ARG:CG	2.66	0.44
19:K:18:ARG:HB2	19:K:45:GLU:CB	2.43	0.44

*Continued on next page...*



*Continued from previous page...*

Atom-1	Atom-2	Interatomic distance (Å)	Clash overlap (Å)
21:M:4:PRO:HG2	21:M:92:TRP:CZ3	2.52	0.44
22:N:93:GLY:C	22:N:95:THR:H	2.21	0.44
24:P:88:ARG:HD3	24:P:112:ARG:NH2	2.33	0.44
26:R:66:HIS:CE1	26:R:94:THR:HB	2.52	0.44
27:S:86:MET:HG3	27:S:88:ARG:HD3	1.99	0.44
32:X:6:VAL:HG23	32:X:66:VAL:HG13	2.00	0.44
1:O:2:VAL:CG2	9:A:2015:A:C5	3.01	0.44
4:3:24:LYS:HB3	20:L:62:PRO:HG2	2.00	0.44
9:A:63:A:HO2'	9:A:64:A:H5'	1.80	0.44
9:A:68:G:N2	9:A:74:A:C4	2.86	0.44
9:A:117:G:C6	9:A:119:A:N6	2.86	0.44
9:A:289:G:C8	9:A:290:U:C5	3.05	0.44
9:A:480:A:OP2	29:U:43:LYS:HD2	2.18	0.44
9:A:666:A:H4'	20:L:48:ARG:NE	2.31	0.44
9:A:1058:U:H4'	17:I:117:THR:CG2	2.48	0.44
9:A:1304:A:C2	9:A:1305:C:C6	3.06	0.44
9:A:1403:A:H2'	9:A:1404:C:C6	2.53	0.44
9:A:1725:U:H2'	9:A:1726:C:O4'	2.18	0.44
9:A:1731:G:C6	9:A:1733:G:C6	3.06	0.44
9:A:2081:U:H2'	9:A:2082:A:C8	2.52	0.44
9:A:2302:U:H3	9:A:2314:A:H61	1.65	0.44
9:A:2715:C:C4	9:A:2716:C:C5	3.06	0.44
12:D:16:THR:HG1	12:D:18:ASP:CG	2.21	0.44
13:E:170:ARG:CG	13:E:170:ARG:NH2	2.48	0.44
14:F:102:LEU:C	14:F:102:LEU:HD13	2.38	0.44
15:G:162:ARG:NH2	15:G:168:VAL:HG21	2.32	0.44
16:H:41:LYS:CA	16:H:44:ILE:HG12	2.35	0.44
18:J:49:ASP:OD2	18:J:49:ASP:C	2.56	0.44
18:J:121:LYS:HB2	18:J:121:LYS:HE3	1.71	0.44
18:J:130:HIS:HD2	18:J:132:HIS:N	2.14	0.44
21:M:97:GLN:HB2	21:M:98:PRO:CD	2.48	0.44
24:P:47:ILE:HA	24:P:96:LEU:HB2	1.99	0.44
27:S:2:GLU:C	27:S:3:THR:HG22	2.38	0.44
28:T:7:LEU:HG	28:T:7:LEU:O	2.18	0.44
28:T:20:ALA:C	28:T:22:THR:N	2.70	0.44
28:T:25:GLU:O	28:T:27:SER:N	2.42	0.44
31:W:24:ARG:HD3	31:W:65:LYS:CD	2.48	0.44
1:O:9:ARG:NH2	9:A:517:C:OP2	2.37	0.44
4:3:3:ILE:CG2	20:L:48:ARG:HH21	2.31	0.44
9:A:275:C:C4	9:A:276:U:H6	2.36	0.44
9:A:536:G:H2'	9:A:537:G:C5'	2.48	0.44

*Continued on next page...*

*Continued from previous page...*

Atom-1	Atom-2	Interatomic distance (Å)	Clash overlap (Å)
9:A:923:G:N2	31:W:23:LYS:NZ	2.46	0.44
9:A:1520:U:O5'	9:A:1520:U:H6	2.01	0.44
9:A:1566:A:O2'	9:A:1567:G:H5'	2.18	0.44
9:A:1711:A:H2'	9:A:1712:U:H6	1.83	0.44
9:A:1885:A:H2'	9:A:1886:U:O4'	2.18	0.44
9:A:2076:U:O2	9:A:2076:U:O4'	2.36	0.44
11:C:116:GLN:N	11:C:127:ASN:OD1	2.44	0.44
12:D:120:GLY:CA	12:D:162:ALA:HB2	2.34	0.44
13:E:12:LEU:HD22	13:E:12:LEU:HA	1.85	0.44
14:F:98:PHE:CD2	14:F:98:PHE:C	2.90	0.44
15:G:112:VAL:HG23	15:G:113:ASP:H	1.82	0.44
18:J:44:TYR:HB2	25:Q:63:ARG:CG	2.47	0.44
20:L:110:VAL:HG12	20:L:131:ALA:HB2	1.99	0.44
21:M:77:PRO:HB2	21:M:80:VAL:HG12	1.99	0.44
22:N:103:ARG:NE	22:N:110:MET:CE	2.80	0.44
23:O:117:PHE:CD1	23:O:117:PHE:O	2.70	0.44
24:P:19:PHE:N	24:P:19:PHE:CD2	2.86	0.44
26:R:16:GLU:HA	26:R:98:ILE:CG2	2.40	0.44
27:S:28:LYS:O	27:S:29:VAL:C	2.56	0.44
27:S:42:LYS:HB2	27:S:42:LYS:HE2	1.47	0.44
28:T:2:ILE:HG13	28:T:3:ARG:NH2	2.32	0.44
29:U:17:ASP:O	29:U:18:LYS:C	2.56	0.44
29:U:28:LEU:O	29:U:30:SER:N	2.51	0.44
29:U:39:ASN:HB3	29:U:62:ALA:O	2.18	0.44
31:W:28:GLU:OE2	31:W:29:SER:N	2.51	0.44
1:0:42:ILE:HD12	1:0:48:TYR:HB2	2.00	0.44
3:2:19:ARG:O	3:2:23:ALA:HB2	2.18	0.44
9:A:50:U:H4'	9:A:51:G:OP2	2.18	0.44
9:A:527:C:N3	9:A:2779:U:H2'	2.32	0.44
9:A:597:G:C2	9:A:661:A:C2	3.05	0.44
9:A:802:A:H2'	9:A:803:U:C6	2.53	0.44
9:A:855:G:N2	31:W:23:LYS:HB3	2.33	0.44
9:A:1074:G:N3	9:A:1075:C:C5	2.86	0.44
9:A:1693:U:O5'	9:A:1694:C:H5	2.01	0.44
9:A:1759:A:H2'	9:A:1760:C:C6	2.53	0.44
9:A:1858:A:OP2	9:A:1858:A:H8	2.00	0.44
9:A:1918:A:O2'	9:A:1919:A:N7	2.51	0.44
9:A:2365:G:C2'	9:A:2366:A:C8	3.01	0.44
9:A:2415:G:H4'	20:L:66:PHE:CB	2.42	0.44
9:A:2683:C:O2	19:K:70:ARG:NH2	2.44	0.44
9:A:2745:C:C4	9:A:2746:U:C4	3.06	0.44

*Continued on next page...*

*Continued from previous page...*

Atom-1	Atom-2	Interatomic distance (Å)	Clash overlap (Å)
9:A:2783:U:H2'	9:A:2784:U:C6	2.53	0.44
9:A:2865:U:C2	9:A:2866:U:H5	2.36	0.44
9:A:2888:C:O2	9:A:2888:C:H2'	2.17	0.44
11:C:30:ALA:N	11:C:31:PRO:HD2	2.32	0.44
11:C:170:TYR:HD2	11:C:183:VAL:C	2.21	0.44
11:C:269:ARG:HD3	11:C:269:ARG:HA	1.71	0.44
12:D:163:GLY:O	12:D:164:GLN:C	2.56	0.44
20:L:75:ALA:HB2	20:L:105:ILE:CD1	2.48	0.44
21:M:53:MET:HE2	21:M:120:ALA:HB2	1.98	0.44
22:N:78:LYS:O	22:N:79:LEU:C	2.53	0.44
23:O:57:ALA:O	23:O:58:ILE:C	2.54	0.44
24:P:44:GLY:HA3	24:P:61:ARG:O	2.18	0.44
25:Q:4:LYS:HZ3	25:Q:5:ARG:N	2.15	0.44
25:Q:69:ARG:NH2	25:Q:69:ARG:CG	2.72	0.44
31:W:49:ASN:O	31:W:50:VAL:CG2	2.66	0.44
4:3:54:LEU:O	4:3:58:ILE:HG13	2.18	0.43
9:A:138:U:H3'	9:A:139:U:C5'	2.47	0.43
9:A:225:C:H2'	9:A:226:A:O4'	2.18	0.43
9:A:528:A:C2	9:A:2043:C:C4'	2.91	0.43
9:A:704:G:O2'	9:A:726:G:C2	2.71	0.43
9:A:855:G:H1'	31:W:23:LYS:HZ3	1.81	0.43
9:A:883:G:H2'	9:A:884:U:O4'	2.18	0.43
9:A:1080:A:C3'	17:I:126:ARG:HG3	2.48	0.43
9:A:1277:G:H5'	22:N:20:MET:HE3	1.91	0.43
9:A:1319:C:O2'	9:A:1320:C:H5'	2.17	0.43
9:A:1471:G:O2'	9:A:1472:C:H5'	2.18	0.43
9:A:1494:A:H2'	9:A:1495:A:C8	2.53	0.43
9:A:1609:A:O2'	9:A:1610:A:C5'	2.66	0.43
9:A:1735:A:N3	9:A:1736:U:C6	2.86	0.43
9:A:1946:U:H2'	9:A:1947:C:C6	2.53	0.43
9:A:2142:A:H2'	9:A:2143:C:OP2	2.18	0.43
9:A:2570:G:C2'	9:A:2571:U:H5'	2.48	0.43
11:C:175:LEU:HA	11:C:175:LEU:HD12	1.72	0.43
12:D:32:ASN:O	12:D:95:SER:HA	2.17	0.43
12:D:117:GLY:O	12:D:118:PHE:CD1	2.71	0.43
13:E:133:LEU:O	13:E:136:GLN:HB2	2.17	0.43
15:G:59:ASP:O	15:G:60:GLY:O	2.36	0.43
17:I:92:PRO:HB2	17:I:93:ASN:H	1.65	0.43
18:J:44:TYR:HB2	25:Q:63:ARG:HG2	2.00	0.43
20:L:101:ILE:HD12	20:L:101:ILE:HA	1.53	0.43
21:M:3:GLN:HB3	21:M:3:GLN:HE21	1.61	0.43

*Continued on next page...*

*Continued from previous page...*

Atom-1	Atom-2	Interatomic distance (Å)	Clash overlap (Å)
21:M:46:ILE:CD1	21:M:47:GLU:N	2.80	0.43
21:M:102:LEU:N	21:M:102:LEU:CD1	2.81	0.43
27:S:57:ASN:HD22	27:S:57:ASN:HA	1.61	0.43
31:W:9:THR:HG23	31:W:10:ARG:CG	2.48	0.43
1:0:51:ARG:HE	1:0:51:ARG:HB2	1.61	0.43
5:4:16:ILE:CD1	5:4:25:VAL:HG22	2.48	0.43
9:A:2:G:O2'	9:A:3:U:H5'	2.18	0.43
9:A:153:U:C2'	9:A:154:U:C5'	2.95	0.43
9:A:286:U:H2'	9:A:287:G:H8	1.82	0.43
9:A:302:C:O2'	9:A:303:G:H5'	2.18	0.43
9:A:511:U:C5	9:A:512:G:C4	3.06	0.43
9:A:553:G:H2'	9:A:554:U:O4'	2.18	0.43
9:A:554:U:C4	9:A:555:G:C6	3.06	0.43
9:A:820:A:H2'	9:A:821:A:O4'	2.18	0.43
9:A:855:G:N2	31:W:23:LYS:CG	2.63	0.43
9:A:1045:C:H3'	9:A:1046:A:H5'	1.99	0.43
9:A:1070:A:C2	9:A:1097:U:H4'	2.53	0.43
9:A:1085:A:H3'	9:A:1086:A:C2	2.53	0.43
9:A:1266:G:N7	27:S:16:LYS:HE2	2.33	0.43
9:A:1269:A:H2'	9:A:1270:C:C6	2.54	0.43
9:A:1330:C:O2'	9:A:1331:G:H5'	2.18	0.43
9:A:1398:C:H2'	9:A:1399:C:H6	1.83	0.43
9:A:1662:U:H2'	9:A:1663:G:O4'	2.18	0.43
9:A:1753:G:OP1	24:P:92:ARG:HD3	2.18	0.43
9:A:1789:A:OP2	11:C:220:ARG:NH1	2.51	0.43
9:A:1997:C:H6	9:A:1997:C:C5'	2.30	0.43
9:A:1999:C:H4'	9:A:2723:C:O2	2.18	0.43
9:A:2013:A:C2	27:S:88:ARG:NH1	2.87	0.43
9:A:2149:U:O2'	9:A:2150:C:P	2.76	0.43
9:A:2256:G:O2'	9:A:2257:U:H5'	2.18	0.43
9:A:2343:U:H2'	9:A:2344:U:C6	2.54	0.43
9:A:2663:G:C4	9:A:2664:G:C8	3.06	0.43
9:A:2697:G:C5	9:A:2698:U:C5	3.06	0.43
9:A:2840:C:H2'	9:A:2841:C:C6	2.53	0.43
10:B:32:U:O2'	10:B:33:G:H5'	2.18	0.43
10:B:55:U:H2'	10:B:56:G:O4'	2.18	0.43
11:C:29:PHE:CZ	11:C:31:PRO:HG2	2.53	0.43
11:C:255:LYS:O	11:C:256:THR:CB	2.67	0.43
12:D:72:GLY:O	12:D:73:VAL:O	2.36	0.43
12:D:149:ASN:O	12:D:152:PRO:HD2	2.17	0.43
14:F:103:ILE:H	14:F:103:ILE:HG12	1.56	0.43

*Continued on next page...*

*Continued from previous page...*

Atom-1	Atom-2	Interatomic distance (Å)	Clash overlap (Å)
15:G:66:THR:OG1	15:G:67:ALA:N	2.51	0.43
23:O:83:LEU:HD12	23:O:83:LEU:HA	1.56	0.43
26:R:60:LYS:N	26:R:100:GLY:HA3	2.24	0.43
28:T:67:VAL:HG23	28:T:68:LYS:N	2.33	0.43
31:W:39:GLN:HE21	31:W:42:THR:CG2	2.31	0.43
31:W:41:GLY:HA2	31:W:44:PHE:CZ	2.53	0.43
32:X:38:TRP:HA	32:X:45:PHE:CD2	2.53	0.43
33:Y:40:SER:C	33:Y:42:LEU:N	2.72	0.43
7:6:10:ASP:CA	8:7:76:A:O3'	2.67	0.43
9:A:146:A:H2'	9:A:147:C:C6	2.52	0.43
9:A:417:C:O5'	9:A:417:C:H6	2.01	0.43
9:A:460:A:C2	9:A:470:A:C4	3.06	0.43
9:A:615:U:H4'	9:A:616:A:OP2	2.18	0.43
9:A:637:A:H4'	9:A:638:G:O5'	2.18	0.43
9:A:668:A:H2'	9:A:670:A:N6	2.25	0.43
9:A:729:G:C2'	9:A:1775:U:H1'	2.48	0.43
9:A:1185:G:H5''	9:A:1186:G:P	2.58	0.43
9:A:1275:A:H4'	9:A:1276:A:O5'	2.17	0.43
9:A:1738:G:O2'	9:A:1739:A:P	2.76	0.43
9:A:1829:A:N3	11:C:14:HIS:HE1	2.16	0.43
9:A:1956:U:C2'	9:A:1957:C:H5'	2.48	0.43
9:A:2086:U:H2'	9:A:2087:G:H8	1.74	0.43
9:A:2299:U:O5'	9:A:2299:U:H6	2.01	0.43
9:A:2491:U:O5'	9:A:2491:U:C2'	2.66	0.43
9:A:2492:U:HO2'	9:A:2493:U:H5'	1.78	0.43
9:A:2637:U:O2'	9:A:2638:G:H5'	2.17	0.43
10:B:69:G:C2'	10:B:70:C:H5'	2.48	0.43
11:C:229:HIS:HE1	11:C:231:HIS:ND1	2.16	0.43
15:G:17:LYS:HB2	15:G:17:LYS:HE3	1.67	0.43
16:H:4:ILE:HG12	16:H:18:GLN:HE22	1.82	0.43
17:I:49:GLU:HG2	17:I:50:LYS:H	1.83	0.43
18:J:53:TYR:CE1	18:J:121:LYS:HG2	2.53	0.43
21:M:103:TYR:N	21:M:103:TYR:CD1	2.86	0.43
22:N:72:ASP:OD1	22:N:75:ILE:HG23	2.19	0.43
23:O:17:LYS:O	23:O:17:LYS:HD3	2.18	0.43
26:R:68:ARG:HH11	26:R:90:ARG:HH11	1.65	0.43
30:V:35:GLU:HG3	30:V:93:ARG:HD3	2.00	0.43
34:Z:39:ASP:OD1	34:Z:44:ARG:NE	2.41	0.43
5:4:2:LYS:HB2	5:4:4:ARG:HD3	2.00	0.43
9:A:64:A:N1	9:A:91:A:N6	2.67	0.43
9:A:302:C:H2'	9:A:303:G:H8	1.84	0.43

*Continued on next page...*

*Continued from previous page...*

Atom-1	Atom-2	Interatomic distance (Å)	Clash overlap (Å)
9:A:372:G:H5''	32:X:60:LYS:HE3	2.00	0.43
9:A:547:A:C8	9:A:548:G:N3	2.87	0.43
9:A:910:A:C6	9:A:911:A:C6	3.06	0.43
9:A:1324:G:C4	9:A:1328:A:N6	2.87	0.43
9:A:1588:G:C2	9:A:1589:U:C5	3.07	0.43
9:A:1819:A:H5''	11:C:159:THR:HG21	2.00	0.43
9:A:1820:U:H3	11:C:197:ALA:HA	1.82	0.43
9:A:1972:G:H2'	9:A:1973:G:H8	1.83	0.43
9:A:2599:G:H2'	9:A:2600:A:H5'	2.00	0.43
9:A:2870:C:C2'	9:A:2871:U:H5'	2.48	0.43
10:B:13:G:O2'	10:B:15:A:OP2	2.36	0.43
13:E:153:LEU:HB3	13:E:171:ASP:HB2	2.00	0.43
14:F:72:SER:N	14:F:80:GLN:HB2	2.32	0.43
14:F:131:VAL:HG11	14:F:151:LEU:HD11	2.00	0.43
15:G:123:GLU:CD	15:G:124:CYS:N	2.72	0.43
16:H:22:LYS:O	16:H:23:ALA:C	2.57	0.43
17:I:100:ILE:HG22	17:I:101:SER:N	2.23	0.43
18:J:42:ALA:O	18:J:45:THR:HG22	2.18	0.43
18:J:128:ASN:O	18:J:128:ASN:CG	2.56	0.43
18:J:142:ILE:HG22	18:J:142:ILE:OXT	2.18	0.43
20:L:51:GLU:OE2	20:L:60:ARG:NH1	2.51	0.43
21:M:1:MET:CE	21:M:1:MET:CA	2.97	0.43
24:P:53:GLY:C	24:P:55:HIS:N	2.71	0.43
25:Q:59:LEU:HD23	25:Q:59:LEU:HA	1.65	0.43
25:Q:61:ILE:HG23	25:Q:75:TYR:CE1	2.53	0.43
29:U:4:ILE:O	29:U:4:ILE:HG22	2.15	0.43
31:W:49:ASN:HA	31:W:61:LYS:H	1.82	0.43
34:Z:2:LYS:C	34:Z:3:THR:CG2	2.87	0.43
9:A:21:A:C2'	9:A:22:C:H5'	2.48	0.43
9:A:141:G:H2'	9:A:142:A:O4'	2.18	0.43
9:A:247:G:H4'	9:A:386:G:C6	2.54	0.43
9:A:381:G:OP1	32:X:17:ARG:NH2	2.44	0.43
9:A:553:G:N7	9:A:554:U:C5	2.87	0.43
9:A:659:G:H4'	13:E:95:LYS:CD	2.48	0.43
9:A:1007:C:H5''	18:J:37:ARG:NH2	2.33	0.43
9:A:1315:C:C2'	9:A:1316:U:H5'	2.48	0.43
9:A:1462:C:H2'	9:A:1463:C:C6	2.53	0.43
9:A:1506:U:H6	9:A:1506:U:H3'	1.83	0.43
9:A:1570:A:C6	9:A:1571:A:C6	3.06	0.43
9:A:1600:C:OP1	28:T:81:LYS:NZ	2.52	0.43
9:A:1689:A:O2'	9:A:1690:A:H5'	2.19	0.43

*Continued on next page...*

*Continued from previous page...*

Atom-1	Atom-2	Interatomic distance (Å)	Clash overlap (Å)
9:A:2013:A:N3	27:S:88:ARG:NH1	2.66	0.43
9:A:2029:G:H2'	9:A:2031:A:OP1	2.18	0.43
9:A:2148:G:HO2'	9:A:2149:U:P	2.41	0.43
9:A:2350:C:C2'	9:A:2351:G:H5'	2.48	0.43
9:A:2364:C:C2'	9:A:2365:G:H5'	2.48	0.43
9:A:2771:C:H2'	9:A:2772:C:C6	2.53	0.43
9:A:2816:G:H2'	9:A:2817:U:O5'	2.18	0.43
9:A:2832:U:O2'	9:A:2833:U:P	2.77	0.43
12:D:13:ARG:NE	12:D:15:PHE:CZ	2.86	0.43
12:D:71:ALA:O	12:D:73:VAL:N	2.52	0.43
12:D:73:VAL:CG2	12:D:74:GLU:H	2.29	0.43
13:E:5:LEU:HD21	13:E:120:VAL:HG22	2.00	0.43
14:F:46:LYS:N	14:F:46:LYS:CD	2.81	0.43
14:F:88:VAL:HG13	14:F:90:LEU:CD1	2.48	0.43
14:F:131:VAL:O	14:F:132:ARG:C	2.57	0.43
15:G:54:ARG:HG3	15:G:57:TYR:CD1	2.53	0.43
15:G:123:GLU:CD	15:G:124:CYS:H	2.22	0.43
19:K:10:VAL:HG11	19:K:16:ALA:CB	2.48	0.43
23:O:48:LEU:N	23:O:48:LEU:HD23	2.34	0.43
24:P:13:LYS:HZ2	24:P:80:VAL:CG1	2.31	0.43
24:P:14:GLN:O	24:P:15:ASP:HB3	2.17	0.43
26:R:49:ILE:CB	26:R:53:PHE:N	2.81	0.43
30:V:65:VAL:O	30:V:66:ASP:OD1	2.37	0.43
31:W:16:GLU:OE2	31:W:16:GLU:HA	2.18	0.43
1:O:33:SER:O	1:O:34:GLY:C	2.54	0.43
2:1:46:VAL:CG1	2:1:47:ILE:N	2.81	0.43
4:3:30:HIS:ND1	4:3:31:ILE:CG2	2.82	0.43
9:A:164:C:H2'	9:A:165:A:O4'	2.19	0.43
9:A:183:C:O2	9:A:432:A:H2	2.02	0.43
9:A:513:A:HO2'	9:A:514:A:H5'	1.84	0.43
9:A:797:G:H2'	9:A:798:G:O4'	2.18	0.43
9:A:828:U:O4	9:A:2247:A:H1'	2.19	0.43
9:A:1141:U:H5'	9:A:1142:A:O4'	2.19	0.43
9:A:1287:A:C5'	22:N:103:ARG:HD2	2.37	0.43
9:A:1498:C:C2'	9:A:1499:C:H6	2.30	0.43
9:A:1733:G:N3	9:A:1734:G:C8	2.86	0.43
9:A:1869:G:H8	9:A:1869:G:OP2	2.01	0.43
9:A:2205:A:C6	9:A:2206:C:C4	3.07	0.43
9:A:2222:C:H2'	9:A:2223:G:O5'	2.18	0.43
9:A:2230:G:O3'	32:X:29:LEU:HD23	2.19	0.43
9:A:2286:G:H5''	9:A:2287:A:O4'	2.19	0.43

*Continued on next page...*



*Continued from previous page...*

Atom-1	Atom-2	Interatomic distance (Å)	Clash overlap (Å)
9:A:2443:C:O2'	9:A:2444:G:H5'	2.18	0.43
9:A:2661:G:H2'	9:A:2662:A:O5'	2.19	0.43
9:A:2733:A:O5'	9:A:2733:A:H8	2.02	0.43
9:A:2830:C:O3'	12:D:56:LYS:NZ	2.52	0.43
11:C:83:ASP:HA	11:C:84:PRO:HD3	1.72	0.43
11:C:134:ILE:HA	11:C:135:PRO:HD2	1.79	0.43
12:D:139:SER:HA	12:D:142:VAL:CG1	2.49	0.43
12:D:150:GLN:HG3	12:D:151:THR:N	2.22	0.43
13:E:3:LEU:O	13:E:11:ALA:HA	2.18	0.43
13:E:37:ALA:C	13:E:39:ALA:N	2.71	0.43
13:E:72:SER:C	13:E:74:LYS:N	2.71	0.43
15:G:84:LYS:HG2	15:G:85:LYS:N	2.34	0.43
15:G:116:LEU:HD21	15:G:122:ALA:HB3	2.00	0.43
17:I:3:LYS:HD2	17:I:4:VAL:H	1.82	0.43
18:J:54:ILE:HD11	18:J:56:VAL:CG2	2.48	0.43
25:Q:94:LEU:O	25:Q:96:ASP:N	2.51	0.43
28:T:37:ASP:O	28:T:38:ALA:O	2.36	0.43
31:W:21:GLY:C	31:W:22:VAL:HG12	2.38	0.43
33:Y:17:GLU:HG3	33:Y:18:LEU:H	1.78	0.43
34:Z:4:ILE:HG12	34:Z:37:ARG:O	2.18	0.43
34:Z:8:GLN:O	34:Z:10:ARG:N	2.52	0.43
1:O:27:LEU:HD23	1:O:27:LEU:N	2.26	0.43
3:2:16:HIS:CE1	9:A:464:U:O2'	2.72	0.43
4:3:13:PHE:CE1	20:L:61:LEU:HD23	2.54	0.43
9:A:141:G:H5'	9:A:142:A:C8	2.53	0.43
9:A:855:G:H21	31:W:23:LYS:HB3	1.83	0.43
9:A:1206:G:H2'	9:A:1207:C:H6	1.83	0.43
9:A:1858:A:C2'	9:A:1859:U:C6	3.02	0.43
9:A:1922:G:H2'	9:A:1923:U:O4'	2.19	0.43
9:A:2049:G:N2	9:A:2620:C:C2	2.87	0.43
9:A:2079:U:O2'	32:X:22:ASN:ND2	2.49	0.43
9:A:2151:U:O4	9:A:2152:G:O6	2.37	0.43
9:A:2187:U:C2	9:A:2188:U:C5	3.06	0.43
9:A:2531:A:OP1	15:G:174:LYS:CG	2.65	0.43
9:A:2672:U:H2'	9:A:2673:G:C5'	2.49	0.43
9:A:2704:C:O2	9:A:2704:C:C2'	2.66	0.43
10:B:88:C:H6	10:B:88:C:C5'	2.24	0.43
11:C:132:ARG:NH1	11:C:169:ALA:HA	2.29	0.43
13:E:5:LEU:CD2	13:E:121:VAL:HA	2.48	0.43
14:F:8:LYS:HA	14:F:12:VAL:CG1	2.49	0.43
15:G:83:THR:C	15:G:84:LYS:CD	2.86	0.43

*Continued on next page...*

*Continued from previous page...*

Atom-1	Atom-2	Interatomic distance (Å)	Clash overlap (Å)
16:H:42:LYS:O	16:H:46:PHE:HB2	2.19	0.43
17:I:59:THR:HG22	17:I:61:TYR:CE2	2.53	0.43
17:I:123:ALA:C	17:I:125:THR:N	2.72	0.43
22:N:71:ARG:HH21	22:N:71:ARG:HG2	1.82	0.43
23:O:79:ALA:HB2	23:O:110:ALA:HA	2.00	0.43
25:Q:35:PHE:CE1	25:Q:39:ILE:CD1	3.02	0.43
26:R:36:ALA:HA	26:R:58:VAL:HG23	2.01	0.43
27:S:25:ARG:HE	27:S:73:LYS:HZ1	1.67	0.43
28:T:50:LEU:H	28:T:50:LEU:CD1	2.03	0.43
29:U:17:ASP:CB	29:U:20:LYS:HD2	2.46	0.43
29:U:27:VAL:CG2	29:U:28:LEU:N	2.82	0.43
31:W:47:GLY:C	31:W:49:ASN:N	2.70	0.43
4:3:21:PHE:N	4:3:48:MET:CE	2.81	0.43
9:A:259:G:C2'	9:A:260:G:H5'	2.49	0.43
9:A:273:G:O2'	9:A:274:C:H5'	2.19	0.43
9:A:310:A:O2'	9:A:311:A:O5'	2.36	0.43
9:A:319:G:C8	9:A:333:G:N2	2.87	0.43
9:A:384:A:C2'	9:A:385:C:H5'	2.44	0.43
9:A:528:A:N1	9:A:2042:A:H2'	2.34	0.43
9:A:640:C:C2'	9:A:641:U:O5'	2.67	0.43
9:A:655:A:H4'	9:A:656:G:OP1	2.17	0.43
9:A:1054:A:H3'	9:A:1055:G:H8	1.83	0.43
9:A:1062:G:N1	9:A:1077:A:C6	2.87	0.43
9:A:1074:G:O2'	9:A:1075:C:H5'	2.19	0.43
9:A:1132:U:H5'	18:J:84:ILE:CD1	2.48	0.43
9:A:1201:U:H2'	9:A:1202:G:O4'	2.18	0.43
9:A:1246:A:H2'	9:A:1247:A:O5'	2.18	0.43
9:A:1252:G:N1	25:Q:36:GLN:OE1	2.38	0.43
9:A:1265:A:O4'	9:A:1267:U:C6	2.72	0.43
9:A:1496:A:H2'	9:A:1498:C:N4	2.33	0.43
9:A:1586:A:C8	9:A:1587:G:C8	3.07	0.43
9:A:1753:G:H5''	24:P:92:ARG:HE	1.84	0.43
9:A:2087:G:H2'	9:A:2088:A:H8	1.84	0.43
9:A:2103:C:C2'	9:A:2104:C:C5'	2.96	0.43
9:A:2109:U:O4	9:A:2110:G:C4	2.71	0.43
9:A:2136:G:N3	9:A:2137:U:C4	2.87	0.43
9:A:2330:G:H8	9:A:2330:G:OP2	2.02	0.43
9:A:2437:G:O2'	9:A:2438:U:H5'	2.18	0.43
9:A:2601:C:C2'	9:A:2602:A:OP2	2.66	0.43
9:A:2627:G:H2'	9:A:2628:C:C6	2.54	0.43
10:B:71:C:H2'	10:B:72:G:C5'	2.49	0.43

*Continued on next page...*

*Continued from previous page...*

Atom-1	Atom-2	Interatomic distance (Å)	Clash overlap (Å)
15:G:54:ARG:O	15:G:57:TYR:HB2	2.19	0.43
15:G:93:TYR:O	15:G:105:SER:O	2.37	0.43
17:I:53:PRO:HB2	17:I:74:PRO:CG	2.49	0.43
17:I:79:LEU:HD21	17:I:132:ALA:HB1	2.01	0.43
18:J:140:LEU:HD13	18:J:141:ASP:N	2.33	0.43
19:K:27:GLY:O	19:K:28:SER:C	2.56	0.43
19:K:98:ARG:C	19:K:99:ILE:HD13	2.39	0.43
24:P:9:GLN:C	24:P:11:GLN:H	2.22	0.43
24:P:25:VAL:HG11	24:P:46:VAL:CG2	2.48	0.43
31:W:22:VAL:CG2	31:W:23:LYS:N	2.82	0.43
32:X:19:HIS:C	32:X:21:LEU:N	2.71	0.43
32:X:30:PRO:CB	32:X:32:LEU:CD1	2.58	0.43
32:X:44:ARG:HH21	32:X:46:VAL:CG1	2.32	0.43
32:X:51:SER:O	32:X:54:GLY:N	2.52	0.43
33:Y:30:MET:O	33:Y:34:SER:HB3	2.18	0.43
1:0:50:GLY:O	1:0:51:ARG:C	2.57	0.43
3:2:43:THR:O	3:2:44:VAL:HG22	2.19	0.43
9:A:216:A:C4	9:A:217:A:C8	3.07	0.43
9:A:588:U:H1'	13:E:85:PHE:CG	2.54	0.43
9:A:613:A:O2'	9:A:614:A:OP1	2.33	0.43
9:A:640:C:H2'	9:A:641:U:C6	2.54	0.43
9:A:695:G:C2	9:A:696:G:C8	3.07	0.43
9:A:749:A:H4'	9:A:1271:G:N3	2.34	0.43
9:A:877:A:N6	9:A:899:A:N6	2.67	0.43
9:A:1114:C:O2	9:A:1114:C:H2'	2.18	0.43
9:A:1486:U:H2'	9:A:1487:U:C6	2.54	0.43
9:A:1680:U:C2'	9:A:1681:G:H5'	2.49	0.43
9:A:1691:C:H2'	9:A:1692:U:O5'	2.19	0.43
9:A:1992:G:N2	9:A:1996:C:O2'	2.46	0.43
9:A:2093:G:O2'	9:A:2094:A:C5'	2.61	0.43
9:A:2684:U:H2'	9:A:2685:G:O5'	2.18	0.43
10:B:44:G:O2'	10:B:45:A:OP2	2.32	0.43
10:B:57:A:O2'	10:B:58:A:H5'	2.19	0.43
11:C:12:ARG:HD2	11:C:12:ARG:HA	1.82	0.43
11:C:76:VAL:O	11:C:76:VAL:HG22	2.14	0.43
12:D:15:PHE:H	24:P:11:GLN:HE22	1.66	0.43
12:D:53:GLY:O	12:D:54:ALA:HB2	2.18	0.43
14:F:56:LEU:HD22	14:F:56:LEU:HA	1.83	0.43
18:J:49:ASP:OD2	18:J:49:ASP:O	2.37	0.43
23:O:31:THR:O	23:O:32:PRO:C	2.57	0.43
24:P:59:THR:HG23	24:P:72:VAL:CG1	2.49	0.43

*Continued on next page...*

*Continued from previous page...*

Atom-1	Atom-2	Interatomic distance (Å)	Clash overlap (Å)
31:W:9:THR:CG2	31:W:10:ARG:N	2.70	0.43
9:A:10:A:C5	9:A:2800:A:C6	3.06	0.43
9:A:54:G:C5	9:A:55:G:C8	3.07	0.43
9:A:262:A:H5'	9:A:610:C:O2'	2.19	0.43
9:A:571:U:C5	9:A:575:A:C5	3.07	0.43
9:A:640:C:H2'	9:A:641:U:O5'	2.19	0.43
9:A:669:G:C5	9:A:801:G:C6	3.06	0.43
9:A:708:G:N2	9:A:724:U:H1'	2.33	0.43
9:A:753:A:H2'	9:A:754:U:C6	2.54	0.43
9:A:860:U:C2'	9:A:861:A:O5'	2.67	0.43
9:A:998:C:H2'	9:A:999:U:O5'	2.19	0.43
9:A:1050:A:C2	9:A:2751:G:C4	3.06	0.43
9:A:1430:G:H2'	9:A:1431:A:H5'	1.99	0.43
9:A:1615:C:C5	9:A:1617:C:C4	3.07	0.43
9:A:1692:U:H2'	9:A:1694:C:C4	2.53	0.43
9:A:1737:G:H5''	9:A:1738:G:OP2	2.19	0.43
9:A:1821:A:O5'	9:A:1821:A:H8	2.01	0.43
9:A:1824:G:C6	9:A:1825:U:C4	3.07	0.43
9:A:2275:C:O2'	21:M:84:LYS:HA	2.19	0.43
9:A:2364:C:O2'	9:A:2365:G:H5'	2.19	0.43
9:A:2366:A:C2	9:A:2367:G:H1'	2.54	0.43
9:A:2536:G:C6	9:A:2537:U:C4	3.07	0.43
9:A:2888:C:O2	9:A:2888:C:C2'	2.67	0.43
12:D:69:ALA:N	12:D:73:VAL:CG1	2.81	0.43
12:D:85:ALA:O	12:D:86:GLU:HG2	2.19	0.43
13:E:170:ARG:NH1	13:E:176:ASP:OD2	2.52	0.43
14:F:16:MET:O	14:F:20:ASN:CA	2.65	0.43
16:H:9:VAL:HG12	16:H:13:GLY:H	1.82	0.43
17:I:56:VAL:CG2	17:I:68:PHE:HB2	2.49	0.43
21:M:21:ALA:HA	21:M:97:GLN:HG2	2.00	0.43
23:O:65:THR:O	23:O:66:GLY:C	2.57	0.43
26:R:47:VAL:HG12	26:R:54:VAL:HG11	2.01	0.43
27:S:50:VAL:HG12	27:S:105:VAL:HB	2.01	0.43
31:W:39:GLN:HE21	31:W:42:THR:HB	1.84	0.43
33:Y:18:LEU:HD22	33:Y:18:LEU:HA	1.84	0.43
33:Y:20:ASN:HB3	33:Y:50:VAL:HG23	2.01	0.43
2:1:16:THR:CB	2:1:41:VAL:HG21	2.49	0.42
5:4:9:LYS:O	5:4:9:LYS:HE2	2.19	0.42
9:A:209:C:C2'	9:A:210:C:H5'	2.49	0.42
9:A:356:G:O2'	9:A:357:C:H5'	2.19	0.42
9:A:544:C:N4	9:A:548:G:OP1	2.50	0.42

*Continued on next page...*

*Continued from previous page...*

Atom-1	Atom-2	Interatomic distance (Å)	Clash overlap (Å)
9:A:608:A:C6	9:A:609:A:C6	3.07	0.42
9:A:763:G:O2'	9:A:764:A:H3'	2.18	0.42
9:A:1074:G:C2'	9:A:1075:C:H6	2.32	0.42
9:A:1082:U:C4	9:A:1083:U:N3	2.87	0.42
9:A:1101:U:C4	9:A:1102:C:C5	3.07	0.42
9:A:1190:G:OP1	20:L:32:GLY:HA2	2.18	0.42
9:A:1520:U:C2'	9:A:1521:G:O5'	2.67	0.42
9:A:1654:A:H4'	12:D:118:PHE:HZ	1.80	0.42
9:A:1802:A:N1	9:A:1822:C:H1'	2.34	0.42
9:A:1848:A:O2'	9:A:1849:G:C5'	2.67	0.42
9:A:2087:G:H2'	9:A:2088:A:C8	2.54	0.42
9:A:2459:A:C8	9:A:2459:A:O5'	2.72	0.42
9:A:2495:G:H2'	9:A:2496:C:H5'	2.00	0.42
9:A:2548:U:C2'	9:A:2549:G:O5'	2.66	0.42
9:A:2822:G:P	12:D:115:GLY:HA3	2.59	0.42
10:B:40:U:HO2'	10:B:43:C:H5	1.58	0.42
10:B:116:G:H4'	23:O:54:VAL:O	2.18	0.42
11:C:29:PHE:O	11:C:30:ALA:C	2.57	0.42
12:D:13:ARG:HD2	24:P:55:HIS:CE1	2.54	0.42
12:D:16:THR:OG1	12:D:18:ASP:OD1	2.32	0.42
12:D:89:GLU:HG3	12:D:94:GLN:OE1	2.18	0.42
13:E:147:LEU:HA	13:E:147:LEU:HD22	1.53	0.42
15:G:1:SER:CA	15:G:5:LYS:HG3	2.46	0.42
17:I:19:PRO:HB2	17:I:22:PRO:HD2	2.01	0.42
18:J:37:ARG:O	18:J:37:ARG:HG2	2.19	0.42
19:K:57:VAL:C	19:K:58:LEU:HD23	2.40	0.42
20:L:77:ILE:O	20:L:110:VAL:O	2.37	0.42
21:M:47:GLU:O	21:M:48:ALA:C	2.57	0.42
21:M:80:VAL:HG22	21:M:81:ARG:O	2.19	0.42
22:N:16:HIS:O	22:N:16:HIS:CD2	2.71	0.42
22:N:38:LEU:HB3	22:N:39:PRO:CD	2.46	0.42
27:S:45:VAL:CG2	27:S:46:LEU:N	2.82	0.42
31:W:50:VAL:CG1	31:W:51:GLY:N	2.69	0.42
33:Y:36:GLN:O	33:Y:37:LEU:HB3	2.19	0.42
3:2:3:ARG:HH21	3:2:3:ARG:CG	2.12	0.42
4:3:7:ARG:HA	4:3:7:ARG:HD2	1.66	0.42
9:A:157:C:C3'	9:A:157:C:C6	3.02	0.42
9:A:418:C:H2'	9:A:419:U:O4'	2.18	0.42
9:A:571:U:C4	9:A:2030:A:C6	3.07	0.42
9:A:747:U:H2'	9:A:2613:U:O4	2.18	0.42
9:A:768:G:C5	9:A:769:U:C5	3.06	0.42

*Continued on next page...*

*Continued from previous page...*

Atom-1	Atom-2	Interatomic distance (Å)	Clash overlap (Å)
9:A:914:G:H8	9:A:914:G:C5'	2.30	0.42
9:A:917:A:C2'	9:A:918:A:H5'	2.49	0.42
9:A:1075:C:H2'	9:A:1076:C:C6	2.53	0.42
9:A:1281:G:H2'	9:A:1282:U:C6	2.54	0.42
9:A:1341:G:C4	28:T:84:TYR:CD1	3.06	0.42
9:A:1410:G:C2	9:A:1593:A:N3	2.88	0.42
9:A:1889:A:H2'	9:A:1890:A:O4'	2.18	0.42
9:A:1996:C:OP1	19:K:31:ARG:NH2	2.51	0.42
9:A:2019:A:H4'	25:Q:33:VAL:CG2	2.48	0.42
9:A:2414:G:N2	20:L:66:PHE:CE2	2.86	0.42
9:A:2874:C:H2'	9:A:2875:C:C6	2.54	0.42
9:A:2890:G:O5'	9:A:2890:G:H8	2.02	0.42
10:B:91:C:OP2	21:M:18:ARG:HG2	2.20	0.42
11:C:73:ILE:H	11:C:73:ILE:HG12	1.68	0.42
11:C:131:MET:CA	11:C:134:ILE:HD12	2.39	0.42
13:E:169:VAL:O	13:E:169:VAL:CG2	2.62	0.42
14:F:35:LEU:CD2	14:F:153:ILE:CG2	2.97	0.42
15:G:155:PRO:O	15:G:171:LYS:N	2.52	0.42
18:J:101:ILE:O	18:J:105:VAL:HG13	2.19	0.42
19:K:113:MET:O	19:K:114:LYS:C	2.57	0.42
24:P:99:LEU:HD12	24:P:99:LEU:HA	1.55	0.42
29:U:86:PHE:CE1	29:U:101:THR:HG21	2.54	0.42
32:X:1:SER:O	32:X:3:VAL:N	2.52	0.42
33:Y:23:ARG:O	33:Y:24:GLU:C	2.57	0.42
33:Y:57:LEU:CA	33:Y:60:LYS:CB	2.91	0.42
9:A:60:G:O2'	9:A:61:C:P	2.78	0.42
9:A:90:U:C4	9:A:91:A:C5	3.07	0.42
9:A:197:A:H62	9:A:2430:A:C2'	2.30	0.42
9:A:229:C:H2'	9:A:230:G:O4'	2.19	0.42
9:A:398:C:C3'	9:A:398:C:C6	3.02	0.42
9:A:587:C:C6	9:A:671:C:H1'	2.54	0.42
9:A:638:G:H2'	9:A:639:U:H6	1.84	0.42
9:A:729:G:C4	9:A:1775:U:C2	3.07	0.42
9:A:782:A:N1	11:C:224:MET:CE	2.83	0.42
9:A:792:A:H3'	9:A:793:A:H5'	2.02	0.42
9:A:912:C:H2'	9:A:913:U:H6	1.83	0.42
9:A:947:A:H2'	9:A:948:C:C6	2.55	0.42
9:A:1007:C:H5''	18:J:37:ARG:HH21	1.83	0.42
9:A:1059:G:C5	9:A:1060:U:C4	3.07	0.42
9:A:1115:G:O2'	9:A:1116:G:H5''	2.19	0.42
9:A:1317:G:C2	9:A:1336:A:C2	3.08	0.42

*Continued on next page...*

*Continued from previous page...*

Atom-1	Atom-2	Interatomic distance (Å)	Clash overlap (Å)
9:A:1411:U:H2'	9:A:1412:U:O4'	2.20	0.42
9:A:1654:A:O3'	12:D:118:PHE:CE2	2.72	0.42
9:A:1759:A:H8	9:A:2696:U:H1'	1.84	0.42
9:A:1795:C:C2	9:A:1796:U:C6	3.07	0.42
9:A:1844:C:C6	9:A:1844:C:H3'	2.54	0.42
9:A:1848:A:H2'	9:A:1849:G:H8	1.84	0.42
9:A:1849:G:H2'	9:A:1850:G:C8	2.53	0.42
9:A:2470:G:HO2'	9:A:2471:A:H5'	1.82	0.42
9:A:2471:A:C2'	9:A:2472:G:H5'	2.48	0.42
9:A:2571:U:HO2'	12:D:151:THR:CG2	2.29	0.42
9:A:2795:C:O2'	9:A:2796:U:H5'	2.19	0.42
9:A:2821:A:H2'	9:A:2822:G:H8	1.84	0.42
10:B:71:C:C2'	10:B:72:G:H5'	2.50	0.42
11:C:7:PRO:HB3	11:C:13:ARG:HB2	2.01	0.42
11:C:252:LYS:CA	11:C:252:LYS:HZ2	2.33	0.42
11:C:257:ARG:HG3	11:C:269:ARG:HH12	1.83	0.42
12:D:9:VAL:HG22	12:D:26:VAL:HG12	2.01	0.42
12:D:118:PHE:CD2	12:D:119:ALA:N	2.80	0.42
14:F:43:ILE:CG2	14:F:82:TYR:HE1	2.27	0.42
14:F:59:ILE:HD13	14:F:137:PHE:CE2	2.54	0.42
14:F:134:GLN:C	14:F:136:ILE:N	2.72	0.42
14:F:173:ASP:O	14:F:174:PHE:O	2.36	0.42
16:H:33:GLN:HB2	16:H:33:GLN:HE21	1.69	0.42
18:J:20:ALA:O	18:J:21:THR:O	2.37	0.42
19:K:23:LYS:HE3	19:K:23:LYS:HB2	1.96	0.42
20:L:112:LEU:HD12	20:L:130:GLY:CA	2.36	0.42
23:O:85:LYS:HB2	23:O:87:ILE:HD11	2.02	0.42
28:T:54:GLU:CB	28:T:88:LYS:HB2	2.49	0.42
30:V:65:VAL:O	30:V:65:VAL:HG22	2.19	0.42
33:Y:2:LYS:HE3	33:Y:52:ARG:CZ	2.49	0.42
1:O:21:LEU:HD12	27:S:19:LEU:O	2.18	0.42
9:A:20:C:O2'	9:A:21:A:H5'	2.18	0.42
9:A:31:C:O2'	9:A:1238:G:H5'	2.19	0.42
9:A:141:G:H5''	9:A:142:A:C8	2.55	0.42
9:A:153:U:C2'	9:A:154:U:O5'	2.67	0.42
9:A:182:A:H2'	9:A:183:C:C6	2.55	0.42
9:A:227:A:C6	9:A:2407:A:C8	3.08	0.42
9:A:283:G:C5	9:A:284:U:C5	3.07	0.42
9:A:301:G:O2'	9:A:302:C:O5'	2.36	0.42
9:A:532:A:C8	9:A:2021:C:C6	3.07	0.42
9:A:625:G:H2'	9:A:626:A:O5'	2.20	0.42

*Continued on next page...*



*Continued from previous page...*

Atom-1	Atom-2	Interatomic distance (Å)	Clash overlap (Å)
9:A:783:A:H8	9:A:783:A:H2'	1.41	0.42
9:A:869:G:C4'	21:M:8:LYS:HD3	2.49	0.42
9:A:916:G:H8	9:A:916:G:O5'	2.02	0.42
9:A:923:G:N3	31:W:23:LYS:CE	2.67	0.42
9:A:1015:U:HO2'	9:A:1016:G:H5'	1.84	0.42
9:A:1060:U:C1'	9:A:1062:G:H5'	2.49	0.42
9:A:1384:A:H1'	9:A:1405:U:O4'	2.20	0.42
9:A:1507:C:C5	9:A:1508:A:H2	2.38	0.42
9:A:1799:G:C2	11:C:153:LEU:CD2	3.02	0.42
9:A:1952:A:C6	9:A:1953:A:N1	2.87	0.42
9:A:2079:U:C2	9:A:2080:A:C8	3.07	0.42
9:A:2415:G:C4	9:A:2416:C:C5	3.08	0.42
9:A:2591:C:P	11:C:237:ARG:HG3	2.59	0.42
9:A:2620:C:H2'	9:A:2621:G:O4'	2.19	0.42
9:A:2796:U:H3	9:A:2799:A:N6	2.17	0.42
9:A:2847:U:H2'	9:A:2848:G:C5'	2.47	0.42
10:B:17:C:H2'	10:B:18:G:C5'	2.48	0.42
10:B:89:U:H3'	10:B:90:C:C5'	2.49	0.42
11:C:28:PRO:HB2	11:C:29:PHE:H	1.56	0.42
12:D:101:PHE:O	12:D:102:ALA:C	2.57	0.42
13:E:111:GLU:HG2	13:E:114:ARG:NH1	2.35	0.42
13:E:177:PRO:O	13:E:180:LEU:HB2	2.19	0.42
19:K:2:ILE:HG21	19:K:39:ILE:HD12	2.00	0.42
21:M:15:GLY:O	21:M:16:ARG:HD3	2.19	0.42
21:M:78:LEU:HD23	21:M:79:ALA:CA	2.49	0.42
22:N:31:HIS:O	22:N:33:ILE:N	2.49	0.42
23:O:49:VAL:CG1	23:O:50:ALA:N	2.82	0.42
25:Q:89:ILE:O	25:Q:90:ASP:CB	2.63	0.42
25:Q:111:LYS:NZ	26:R:50:GLY:HA2	2.35	0.42
28:T:33:LYS:HG3	28:T:80:TRP:HE3	1.79	0.42
32:X:29:LEU:CD2	32:X:29:LEU:H	2.30	0.42
9:A:65:U:N3	9:A:66:C:C5	2.87	0.42
9:A:94:A:H2'	9:A:95:A:O4'	2.20	0.42
9:A:191:A:H2'	9:A:192:C:C6	2.54	0.42
9:A:295:G:C2	9:A:296:U:C6	3.07	0.42
9:A:350:G:O2'	9:A:351:C:H5'	2.18	0.42
9:A:470:A:H61	28:T:72:GLN:HE22	1.68	0.42
9:A:1074:G:C2	9:A:1075:C:C5	3.07	0.42
9:A:1178:C:O2	9:A:1178:C:C2'	2.65	0.42
9:A:1327:A:C8	9:A:1327:A:H3'	2.55	0.42
9:A:1413:A:H2'	9:A:1414:C:O4'	2.20	0.42

*Continued on next page...*

*Continued from previous page...*

Atom-1	Atom-2	Interatomic distance (Å)	Clash overlap (Å)
9:A:1499:C:HO2'	9:A:1500:G:C5'	2.29	0.42
9:A:1820:U:N3	11:C:197:ALA:HA	2.35	0.42
9:A:1839:G:H2'	9:A:1840:G:H8	1.84	0.42
9:A:2231:U:OP1	32:X:29:LEU:HD23	2.18	0.42
9:A:2318:G:C5	9:A:2319:G:C6	3.08	0.42
9:A:2720:U:C4	9:A:2872:A:N1	2.88	0.42
9:A:2800:A:H3'	9:A:2801:G:H5'	2.01	0.42
10:B:45:A:C4	10:B:46:A:C8	3.07	0.42
11:C:202:ARG:HG3	11:C:202:ARG:H	1.66	0.42
12:D:124:ARG:HG2	12:D:125:TRP:CD1	2.54	0.42
12:D:178:VAL:O	12:D:178:VAL:CG1	2.68	0.42
13:E:24:ASN:C	13:E:24:ASN:ND2	2.70	0.42
13:E:48:THR:N	13:E:51:GLU:HG3	2.34	0.42
14:F:40:GLY:H	14:F:84:ILE:CD1	2.31	0.42
14:F:52:ALA:CB	14:F:149:ARG:HD3	2.49	0.42
15:G:10:VAL:HB	15:G:14:VAL:CG2	2.50	0.42
15:G:83:THR:C	15:G:84:LYS:HD3	2.38	0.42
18:J:7:LYS:HA	18:J:8:PRO:HD3	1.86	0.42
21:M:96:ILE:HD11	21:M:126:ILE:CD1	2.49	0.42
24:P:86:LYS:HD3	24:P:86:LYS:HA	1.72	0.42
29:U:73:ASN:ND2	29:U:75:ALA:HB3	2.34	0.42
1:0:15:ARG:HH12	9:A:1264:A:P	2.42	0.42
2:1:6:GLU:O	2:1:23:THR:HA	2.19	0.42
4:3:4:LYS:HG2	9:A:242:G:C8	2.55	0.42
4:3:12:ARG:HG3	20:L:63:LYS:HA	2.02	0.42
9:A:271:G:C4	9:A:272:A:N7	2.88	0.42
9:A:736:C:N3	9:A:737:C:C5	2.88	0.42
9:A:851:C:H2'	9:A:852:U:O5'	2.19	0.42
9:A:966:G:C5	9:A:967:U:C4	3.08	0.42
9:A:976:G:C2	9:A:977:G:C8	3.08	0.42
9:A:1084:A:C6	9:A:1085:A:N6	2.87	0.42
9:A:1178:C:H2'	9:A:1179:G:C8	2.53	0.42
9:A:1242:U:H2'	9:A:1243:C:C6	2.54	0.42
9:A:1324:G:H1'	9:A:1616:A:N6	2.35	0.42
9:A:1652:A:OP1	22:N:8:ARG:NH2	2.53	0.42
9:A:1681:G:O2'	9:A:1762:A:C1'	2.67	0.42
9:A:1711:A:H2'	9:A:1712:U:C6	2.55	0.42
9:A:1868:C:H2'	9:A:1869:G:O4'	2.19	0.42
9:A:1878:G:C6	9:A:1879:C:N3	2.88	0.42
9:A:1885:A:O2'	9:A:1886:U:C5'	2.68	0.42
9:A:2007:U:H2'	9:A:2008:C:C6	2.54	0.42

*Continued on next page...*

*Continued from previous page...*

Atom-1	Atom-2	Interatomic distance (Å)	Clash overlap (Å)
9:A:2144:G:H3'	9:A:2144:G:N3	2.34	0.42
9:A:2284:A:C2'	9:A:2285:C:H5'	2.50	0.42
9:A:2454:G:C5	9:A:2455:G:C8	3.07	0.42
9:A:2505:G:O2'	9:A:2506:U:C6	2.70	0.42
9:A:2607:G:H2'	9:A:2608:G:O4'	2.19	0.42
9:A:2716:C:O2'	9:A:2717:C:H5'	2.20	0.42
9:A:2794:C:C2	9:A:2795:C:C5	3.07	0.42
12:D:103:ASP:CG	12:D:104:VAL:H	2.22	0.42
13:E:76:PRO:HA	13:E:82:GLY:HA3	2.01	0.42
13:E:176:ASP:C	13:E:176:ASP:OD1	2.57	0.42
14:F:107:VAL:N	14:F:108:PRO:HD2	2.34	0.42
15:G:66:THR:O	15:G:69:ALA:N	2.53	0.42
15:G:124:CYS:HA	15:G:129:GLU:O	2.20	0.42
19:K:20:MET:O	19:K:41:ILE:HD12	2.20	0.42
19:K:43:ILE:HD12	19:K:52:VAL:HG23	2.01	0.42
19:K:80:ASP:OD2	24:P:61:ARG:NH1	2.53	0.42
20:L:28:GLY:O	20:L:29:LYS:O	2.37	0.42
20:L:55:MET:HA	20:L:56:PRO:HD3	1.63	0.42
20:L:92:LEU:HA	20:L:125:LEU:CD2	2.48	0.42
22:N:55:ALA:HA	22:N:80:PHE:CE1	2.55	0.42
25:Q:35:PHE:C	25:Q:37:ALA:N	2.72	0.42
29:U:64:ILE:O	29:U:64:ILE:HG23	2.19	0.42
29:U:86:PHE:HB2	29:U:92:VAL:HB	2.02	0.42
31:W:22:VAL:O	31:W:23:LYS:C	2.57	0.42
32:X:60:LYS:O	32:X:61:LYS:C	2.57	0.42
1:0:2:VAL:CG2	9:A:2015:A:C4	3.03	0.42
3:2:18:PHE:CE1	3:2:22:MET:HG2	2.55	0.42
4:3:21:PHE:N	4:3:48:MET:HE1	2.35	0.42
9:A:60:G:HO2'	9:A:61:C:P	2.42	0.42
9:A:508:A:C4'	9:A:509:C:OP2	2.45	0.42
9:A:568:U:P	20:L:36:LYS:HE3	2.60	0.42
9:A:782:A:C2	11:C:224:MET:HE2	2.55	0.42
9:A:1026:G:H2'	9:A:1027:A:C8	2.53	0.42
9:A:1097:U:O2	17:I:8:VAL:HG12	2.19	0.42
9:A:1170:C:N4	9:A:1180:U:C2	2.87	0.42
9:A:1225:G:C6	9:A:1226:A:N6	2.88	0.42
9:A:1431:A:C2'	9:A:1432:G:O5'	2.67	0.42
9:A:1460:U:H3'	9:A:1461:C:H5'	2.02	0.42
9:A:1488:C:H2'	9:A:1489:C:C6	2.54	0.42
9:A:1744:A:N3	9:A:1744:A:H2'	2.34	0.42
9:A:1974:C:C2'	9:A:1975:G:O5'	2.67	0.42

*Continued on next page...*

*Continued from previous page...*

Atom-1	Atom-2	Interatomic distance (Å)	Clash overlap (Å)
9:A:2085:U:C2'	9:A:2086:U:H5'	2.50	0.42
11:C:30:ALA:CB	11:C:31:PRO:CD	2.94	0.42
11:C:116:GLN:O	11:C:127:ASN:HB3	2.19	0.42
15:G:159:LYS:HB3	15:G:159:LYS:HE2	1.86	0.42
18:J:72:LYS:HB3	18:J:89:PHE:HB2	2.02	0.42
19:K:35:VAL:CG1	19:K:36:GLY:H	2.31	0.42
20:L:80:SER:C	20:L:81:ASP:O	2.56	0.42
21:M:100:LYS:HD3	21:M:100:LYS:HA	1.76	0.42
24:P:48:ALA:O	24:P:49:ILE:HG12	2.19	0.42
25:Q:91:ARG:NH1	26:R:10:LYS:HB3	2.35	0.42
29:U:53:GLN:N	29:U:54:PRO:HD2	2.35	0.42
4:3:31:ILE:O	4:3:31:ILE:CG1	2.67	0.42
9:A:287:G:C2	9:A:354:A:C2	3.08	0.42
9:A:350:G:C2'	9:A:351:C:H5'	2.50	0.42
9:A:396:G:H1'	32:X:28:PHE:HB3	2.02	0.42
9:A:439:A:C8	9:A:439:A:H3'	2.55	0.42
9:A:447:A:C2	9:A:454:A:H2'	2.55	0.42
9:A:529:A:C4'	9:A:530:G:OP1	2.61	0.42
9:A:543:G:C2	9:A:544:C:H1'	2.55	0.42
9:A:616:A:H4'	13:E:101:TYR:CZ	2.54	0.42
9:A:1229:C:C2	9:A:1230:A:C8	3.07	0.42
9:A:1402:U:C6	9:A:1402:U:H3'	2.55	0.42
9:A:1506:U:H3'	9:A:1506:U:C6	2.55	0.42
9:A:1722:A:H62	9:A:1738:G:H1'	1.84	0.42
9:A:1872:A:HO2'	9:A:1873:G:C4'	2.32	0.42
9:A:1999:C:O2	9:A:2687:U:O2'	2.37	0.42
9:A:2555:U:C6	9:A:2556:C:C6	3.08	0.42
9:A:2569:G:C2	9:A:2570:G:C8	3.08	0.42
9:A:2665:A:C2	9:A:2666:C:C2	3.07	0.42
9:A:2698:U:H2'	9:A:2699:C:C6	2.55	0.42
9:A:2701:U:H2'	9:A:2702:G:OP1	2.20	0.42
10:B:66:A:N6	10:B:107:G:H2'	2.28	0.42
11:C:236:GLY:O	11:C:237:ARG:HB2	2.20	0.42
11:C:245:THR:HG1	11:C:249:VAL:HB	1.84	0.42
12:D:12:THR:HG23	12:D:13:ARG:H	1.79	0.42
13:E:108:ILE:O	13:E:108:ILE:HG12	2.19	0.42
14:F:134:GLN:HE21	14:F:134:GLN:CA	2.32	0.42
18:J:97:PRO:O	18:J:99:ARG:N	2.52	0.42
21:M:6:ARG:HD2	21:M:8:LYS:NZ	2.34	0.42
22:N:18:GLN:NE2	22:N:22:ARG:HH12	2.17	0.42
22:N:76:VAL:O	22:N:79:LEU:O	2.38	0.42

*Continued on next page...*

*Continued from previous page...*

Atom-1	Atom-2	Interatomic distance (Å)	Clash overlap (Å)
24:P:37:LYS:H	24:P:37:LYS:HD3	1.85	0.42
24:P:50:ARG:HG2	24:P:56:SER:HA	2.01	0.42
24:P:57:ALA:HA	24:P:75:THR:CG2	2.50	0.42
25:Q:27:ARG:HG3	25:Q:27:ARG:NH1	2.31	0.42
25:Q:77:LYS:HE2	25:Q:116:LEU:HD23	2.02	0.42
28:T:5:GLU:OE1	33:Y:22:LEU:HD22	2.20	0.42
29:U:97:SER:O	29:U:98:ASN:CG	2.57	0.42
31:W:23:LYS:CD	31:W:24:ARG:HG3	2.45	0.42
32:X:29:LEU:N	32:X:29:LEU:HD22	2.35	0.42
32:X:40:GLU:C	32:X:43:LYS:H	2.23	0.42
4:3:15:LYS:HE2	4:3:19:GLY:HA2	2.01	0.42
9:A:157:C:C2'	9:A:158:U:O5'	2.68	0.42
9:A:221:A:C8	9:A:266:G:O6	2.73	0.42
9:A:289:G:C5	9:A:290:U:C4	3.08	0.42
9:A:319:G:N9	9:A:333:G:N2	2.68	0.42
9:A:438:G:H2'	9:A:439:A:H5'	1.99	0.42
9:A:569:U:H1'	9:A:947:A:O4'	2.20	0.42
9:A:1056:G:O2'	9:A:1086:A:C8	2.70	0.42
9:A:1056:G:O2'	9:A:1086:A:H8	2.03	0.42
9:A:1083:U:H6	9:A:1083:U:H3'	1.85	0.42
9:A:1374:G:O2'	9:A:1375:U:H5'	2.19	0.42
9:A:1585:C:H6	9:A:1585:C:O5'	2.03	0.42
9:A:1857:G:C1'	9:A:1884:G:N2	2.80	0.42
9:A:2109:U:C2'	9:A:2110:G:H5'	2.49	0.42
9:A:2262:U:H5'	9:A:2387:U:O2	2.20	0.42
9:A:2531:A:H5'	15:G:156:TYR:CZ	2.54	0.42
9:A:2641:G:OP1	18:J:76:HIS:CE1	2.69	0.42
9:A:2777:G:C8	9:A:2777:G:O5'	2.73	0.42
11:C:61:TYR:HA	11:C:85:ASN:HD21	1.84	0.42
11:C:137:GLY:N	11:C:163:ILE:O	2.51	0.42
12:D:8:LYS:HB2	12:D:201:LEU:HD22	2.01	0.42
13:E:137:LYS:O	13:E:141:MET:HG3	2.19	0.42
14:F:88:VAL:CG1	14:F:90:LEU:HD13	2.49	0.42
14:F:129:MET:HE2	14:F:153:ILE:HD11	1.97	0.42
14:F:151:LEU:HD12	14:F:151:LEU:H	1.85	0.42
16:H:3:VAL:HB	16:H:37:VAL:O	2.19	0.42
16:H:30:LEU:HD23	16:H:30:LEU:HA	1.79	0.42
19:K:49:ARG:HB3	19:K:50:GLY:H	1.63	0.42
21:M:42:THR:HG23	21:M:45:GLN:OE1	2.20	0.42
25:Q:25:GLY:O	25:Q:29:ARG:HG3	2.19	0.42
28:T:22:THR:C	28:T:25:GLU:H	2.21	0.42

*Continued on next page...*

*Continued from previous page...*

Atom-1	Atom-2	Interatomic distance (Å)	Clash overlap (Å)
31:W:24:ARG:O	31:W:25:PHE:CB	2.62	0.42
32:X:63:ILE:H	32:X:63:ILE:HG13	1.49	0.42
34:Z:29:ARG:O	34:Z:30:ARG:HG3	2.19	0.42
1:O:41:HIS:HD2	22:N:101:GLY:H	1.67	0.42
4:3:21:PHE:HB2	4:3:49:VAL:HG13	2.01	0.42
9:A:323:C:N4	9:A:333:G:N7	2.68	0.42
9:A:336:C:O2'	9:A:337:C:H5'	2.20	0.42
9:A:627:A:C4	9:A:637:A:N7	2.88	0.42
9:A:681:G:C2'	9:A:682:G:O5'	2.67	0.42
9:A:691:C:H2'	9:A:692:C:H6	1.85	0.42
9:A:740:C:O2	9:A:740:C:H2'	2.19	0.42
9:A:1041:G:O2'	9:A:1042:G:H5'	2.19	0.42
9:A:1057:A:H62	9:A:1087:G:P	2.40	0.42
9:A:1130:U:O2'	9:A:1131:G:H2'	2.20	0.42
9:A:1340:U:H3'	28:T:61:LEU:HD22	2.00	0.42
9:A:1508:A:O2'	9:A:1509:A:H8	2.02	0.42
9:A:1827:U:O2'	9:A:1828:G:H5'	2.20	0.42
9:A:1916:A:H2'	9:A:1917:U:O4'	2.19	0.42
9:A:2233:U:H2'	9:A:2234:G:H8	1.85	0.42
9:A:2307:G:C2	9:A:2311:A:N7	2.88	0.42
9:A:2471:A:C6	9:A:2472:G:C4	3.08	0.42
9:A:2485:G:C5'	21:M:45:GLN:NE2	2.82	0.42
9:A:2771:C:H2'	9:A:2772:C:H6	1.85	0.42
11:C:172:THR:HA	11:C:182:LYS:HA	2.02	0.42
14:F:3:LEU:HA	14:F:3:LEU:HD13	1.68	0.42
17:I:130:GLY:HA2	17:I:133:ARG:HB3	2.01	0.42
18:J:17:VAL:HG13	18:J:55:ILE:CG1	2.50	0.42
18:J:42:ALA:O	18:J:43:GLU:C	2.58	0.42
22:N:28:LEU:O	22:N:32:GLU:N	2.47	0.42
22:N:51:LEU:HD12	22:N:51:LEU:HA	1.63	0.42
24:P:9:GLN:C	24:P:11:GLN:N	2.72	0.42
24:P:17:PRO:HD2	24:P:83:ILE:HG23	2.02	0.42
28:T:73:ARG:HB3	28:T:73:ARG:HH21	1.77	0.42
33:Y:17:GLU:HB2	33:Y:53:VAL:HG11	2.01	0.42
4:3:12:ARG:HG2	20:L:62:PRO:O	2.19	0.41
9:A:149:A:C5	9:A:150:U:C5	3.08	0.41
9:A:288:U:C2'	9:A:289:G:H5'	2.50	0.41
9:A:321:U:OP1	13:E:130:LYS:HE3	2.20	0.41
9:A:323:C:N4	9:A:333:G:C5	2.88	0.41
9:A:604:G:H2'	9:A:605:G:H8	1.85	0.41
9:A:729:G:H4'	9:A:763:G:H5'	2.01	0.41

*Continued on next page...*

*Continued from previous page...*

Atom-1	Atom-2	Interatomic distance (Å)	Clash overlap (Å)
9:A:782:A:N1	11:C:224:MET:HE1	2.35	0.41
9:A:960:A:H2'	9:A:962:G:H5'	2.02	0.41
9:A:974:G:N3	9:A:1186:G:N2	2.67	0.41
9:A:1079:C:C4	9:A:1080:A:N7	2.87	0.41
9:A:1252:G:N3	25:Q:32:ARG:CG	2.75	0.41
9:A:1341:G:O2'	28:T:59:ASN:ND2	2.52	0.41
9:A:1378:A:H4'	9:A:1379:U:OP1	2.20	0.41
9:A:1759:A:C2	9:A:1760:C:C2	3.07	0.41
9:A:2105:U:H2'	9:A:2106:U:C6	2.55	0.41
9:A:2107:G:O6	9:A:2183:A:C6	2.72	0.41
9:A:2887:A:C5	9:A:2888:C:C5	3.08	0.41
14:F:4:HIS:CD2	14:F:96:TRP:NE1	2.88	0.41
14:F:19:PHE:O	14:F:20:ASN:C	2.58	0.41
18:J:114:LEU:C	18:J:114:LEU:HD23	2.41	0.41
20:L:79:LEU:HD13	20:L:116:VAL:CG1	2.49	0.41
26:R:3:ALA:HB3	26:R:59:ILE:HD11	2.01	0.41
27:S:59:GLU:CA	27:S:64:ALA:HB2	2.44	0.41
30:V:26:PHE:HB2	30:V:27:PRO:HD2	2.02	0.41
33:Y:28:LEU:HD23	33:Y:28:LEU:HA	1.64	0.41
9:A:372:G:N2	9:A:400:G:H2'	2.35	0.41
9:A:785:G:C6	9:A:786:C:C4	3.08	0.41
9:A:983:A:N6	9:A:984:A:C2	2.88	0.41
9:A:1445:G:H2'	9:A:1446:C:C6	2.55	0.41
9:A:1491:G:C6	9:A:1500:G:C2	3.08	0.41
9:A:1610:A:H5'	9:A:1610:A:H8	1.84	0.41
9:A:1934:C:C2'	9:A:1935:G:O5'	2.68	0.41
9:A:2068:U:H5''	9:A:2068:U:C6	2.36	0.41
9:A:2095:A:H2'	9:A:2096:C:C6	2.55	0.41
9:A:2436:G:N3	9:A:2598:A:H2	2.18	0.41
9:A:2441:U:OP2	9:A:2586:U:O2'	2.36	0.41
9:A:2700:A:N1	9:A:2708:G:C6	2.89	0.41
9:A:2766:A:C2	9:A:2767:C:C6	3.08	0.41
9:A:2824:C:O5'	9:A:2824:C:H6	2.03	0.41
12:D:90:PHE:C	12:D:92:VAL:N	2.73	0.41
13:E:12:LEU:O	13:E:13:THR:CB	2.65	0.41
15:G:54:ARG:HG3	15:G:57:TYR:HD1	1.85	0.41
18:J:110:PRO:C	18:J:111:LYS:HD2	2.40	0.41
19:K:43:ILE:HD13	19:K:52:VAL:HG21	1.96	0.41
19:K:51:LYS:O	19:K:51:LYS:NZ	2.52	0.41
19:K:67:LYS:HD3	19:K:67:LYS:HA	1.81	0.41
23:O:41:ALA:HA	23:O:42:PRO:HD3	1.89	0.41

*Continued on next page...*



*Continued from previous page...*

Atom-1	Atom-2	Interatomic distance (Å)	Clash overlap (Å)
24:P:92:ARG:O	24:P:93:LYS:CB	2.54	0.41
26:R:5:PHE:HA	26:R:39:LEU:CD2	2.50	0.41
27:S:96:ILE:HD12	27:S:97:LEU:N	2.34	0.41
28:T:30:ILE:HG12	28:T:32:LEU:HD21	2.02	0.41
5:4:14:CYS:HA	5:4:26:ILE:O	2.19	0.41
9:A:49:A:N6	9:A:177:G:C4	2.89	0.41
9:A:171:U:H2'	9:A:172:A:C8	2.55	0.41
9:A:182:A:C6	9:A:183:C:C4	3.08	0.41
9:A:287:G:C4	9:A:354:A:C2	3.08	0.41
9:A:308:G:C4	9:A:501:A:C8	3.09	0.41
9:A:314:C:C2'	9:A:315:G:H5'	2.50	0.41
9:A:480:A:H3'	9:A:481:G:H5''	2.02	0.41
9:A:866:A:O2'	9:A:867:C:H5'	2.21	0.41
9:A:977:G:N3	9:A:1001:A:H2	2.18	0.41
9:A:1070:A:H2	17:I:9:LYS:HG2	1.65	0.41
9:A:1313:U:H4'	9:A:1332:G:H4'	2.02	0.41
9:A:1459:G:C6	9:A:1461:C:C4	3.08	0.41
9:A:1782:U:O4'	9:A:2609:U:C2	2.73	0.41
9:A:1824:G:C5	9:A:1825:U:C5	3.08	0.41
9:A:2138:G:C5	9:A:2154:A:C6	3.08	0.41
9:A:2151:U:C5	9:A:2152:G:N7	2.88	0.41
9:A:2151:U:HO2'	9:A:2152:G:H8	1.63	0.41
9:A:2684:U:C2'	9:A:2685:G:O5'	2.68	0.41
9:A:2765:A:N3	9:A:2765:A:C2'	2.83	0.41
9:A:2770:G:H5''	9:A:2771:C:OP2	2.20	0.41
9:A:2808:G:N1	9:A:2891:U:C5	2.88	0.41
10:B:90:C:C6	10:B:90:C:C4'	3.03	0.41
12:D:106:LYS:O	12:D:107:VAL:HB	2.20	0.41
13:E:23:PHE:CZ	13:E:28:VAL:HG11	2.54	0.41
13:E:88:ARG:HB3	13:E:89:PRO:HD2	2.01	0.41
19:K:61:VAL:HG22	19:K:112:PHE:CZ	2.56	0.41
25:Q:4:LYS:O	25:Q:5:ARG:HB3	2.20	0.41
26:R:20:VAL:HG21	26:R:22:LEU:HD21	2.02	0.41
29:U:82:VAL:HG12	29:U:83:GLY:N	2.34	0.41
1:0:24:VAL:O	1:0:25:THR:HG23	2.21	0.41
4:3:53:ASP:HB3	20:L:57:LEU:CD2	2.51	0.41
9:A:174:U:H2'	9:A:175:G:O4'	2.20	0.41
9:A:423:A:H5''	9:A:424:G:C5'	2.50	0.41
9:A:612:G:H2'	9:A:614:A:C8	2.55	0.41
9:A:912:C:C6	9:A:913:U:H5	2.38	0.41
9:A:915:C:O2	10:B:100:G:H4'	2.20	0.41

*Continued on next page...*

*Continued from previous page...*

Atom-1	Atom-2	Interatomic distance (Å)	Clash overlap (Å)
9:A:1840:G:C6	9:A:1841:U:C4	3.09	0.41
9:A:1930:G:N2	9:A:1968:G:H2'	2.36	0.41
9:A:2212:A:H4'	9:A:2213:U:OP1	2.20	0.41
9:A:2259:U:C6	9:A:2427:C:C4	3.09	0.41
9:A:2655:G:N2	9:A:2664:G:H2'	2.36	0.41
9:A:2726:A:O2'	9:A:2727:A:C5'	2.65	0.41
9:A:2799:A:C6	9:A:2801:G:C5	3.09	0.41
10:B:16:G:C5	10:B:69:G:C2	3.08	0.41
11:C:181:ARG:HG2	11:C:182:LYS:O	2.20	0.41
14:F:98:PHE:HA	14:F:101:ARG:HG3	2.01	0.41
15:G:39:ALA:HB1	15:G:57:TYR:HB3	2.02	0.41
17:I:57:VAL:HG12	17:I:58:ILE:N	2.35	0.41
17:I:115:ASP:C	17:I:115:ASP:OD1	2.59	0.41
19:K:4:GLU:O	19:K:5:GLN:CB	2.68	0.41
23:O:58:ILE:H	23:O:58:ILE:HG13	1.59	0.41
26:R:36:ALA:N	26:R:37:GLU:OE2	2.53	0.41
28:T:2:ILE:HB	28:T:3:ARG:CZ	2.50	0.41
28:T:54:GLU:HB2	28:T:88:LYS:HB2	2.02	0.41
29:U:5:ARG:O	29:U:6:ARG:C	2.58	0.41
30:V:65:VAL:O	30:V:65:VAL:HG23	2.19	0.41
30:V:80:HIS:CD2	30:V:83:LYS:HB2	2.55	0.41
34:Z:2:LYS:O	34:Z:3:THR:CG2	2.67	0.41
9:A:322:A:C4	9:A:340:A:C2	3.09	0.41
9:A:479:A:C2	9:A:480:A:C4	3.08	0.41
9:A:603:A:C8	9:A:655:A:C6	3.09	0.41
9:A:729:G:O2'	9:A:1775:U:H1'	2.21	0.41
9:A:1056:G:C4'	9:A:1086:A:H8	2.32	0.41
9:A:1131:G:C4	18:J:77:HIS:ND1	2.89	0.41
9:A:1386:C:H5''	9:A:1396:U:O2	2.20	0.41
9:A:1606:C:C2'	9:A:1607:C:OP2	2.68	0.41
9:A:1731:G:C4	9:A:1733:G:C8	3.09	0.41
9:A:1848:A:H2'	9:A:1849:G:C8	2.54	0.41
9:A:1858:A:N6	9:A:1884:G:H1'	2.36	0.41
9:A:1918:A:C3'	9:A:1920:C:H41	2.33	0.41
9:A:2297:A:C8	9:A:2297:A:C5'	2.99	0.41
9:A:2531:A:C5	9:A:2532:G:N7	2.88	0.41
9:A:2611:C:H6	9:A:2611:C:C5'	2.34	0.41
9:A:2611:C:H5'	36:A:9000:ERY:H301	2.01	0.41
9:A:2811:G:H2'	9:A:2812:G:O4'	2.21	0.41
10:B:49:C:O5'	10:B:49:C:H6	2.03	0.41
11:C:33:LEU:HA	11:C:61:TYR:O	2.21	0.41

*Continued on next page...*

*Continued from previous page...*

Atom-1	Atom-2	Interatomic distance (Å)	Clash overlap (Å)
11:C:190:THR:CG2	11:C:191:LEU:N	2.82	0.41
11:C:216:ARG:CB	11:C:217:PRO:HD2	2.49	0.41
14:F:106:ALA:CA	14:F:108:PRO:HD2	2.50	0.41
17:I:56:VAL:CG2	17:I:57:VAL:N	2.83	0.41
17:I:58:ILE:HG22	17:I:60:VAL:CG2	2.50	0.41
21:M:6:ARG:CZ	21:M:6:ARG:CB	2.98	0.41
21:M:134:THR:O	21:M:134:THR:HG22	2.21	0.41
22:N:33:ILE:HG12	22:N:118:ARG:NE	2.35	0.41
24:P:85:VAL:HG12	24:P:86:LYS:H	1.86	0.41
28:T:54:GLU:HB3	28:T:88:LYS:HG3	2.02	0.41
32:X:30:PRO:C	32:X:32:LEU:HD13	2.40	0.41
9:A:51:G:H4'	9:A:52:A:H5'	2.02	0.41
9:A:157:C:C6	9:A:157:C:H3'	2.56	0.41
9:A:332:A:C2	9:A:335:C:C5	3.08	0.41
9:A:920:A:OP1	34:Z:18:LYS:HE3	2.20	0.41
9:A:1057:A:C2	9:A:1082:U:N3	2.88	0.41
9:A:1074:G:N3	9:A:1075:C:C6	2.88	0.41
9:A:1126:A:H4'	9:A:1127:A:H5''	2.02	0.41
9:A:1179:G:C3'	9:A:1180:U:H4'	2.31	0.41
9:A:1647:U:H3'	9:A:1647:U:OP2	2.20	0.41
9:A:1792:G:OP1	11:C:203:VAL:O	2.39	0.41
9:A:1858:A:H62	9:A:1884:G:H1'	1.86	0.41
9:A:1875:G:C2'	9:A:1876:A:OP2	2.68	0.41
9:A:1893:C:H2'	9:A:1894:C:O4'	2.21	0.41
9:A:2140:G:H2'	9:A:2141:G:C8	2.55	0.41
9:A:2142:A:C2'	9:A:2143:C:OP2	2.69	0.41
9:A:2397:G:H2'	9:A:2398:U:C6	2.56	0.41
9:A:2430:A:C3'	9:A:2431:U:C5'	2.97	0.41
9:A:2527:C:C2'	9:A:2528:U:H5'	2.51	0.41
9:A:2735:G:C6	9:A:2736:A:C5	3.08	0.41
10:B:46:A:C4	10:B:47:C:C6	3.09	0.41
10:B:90:C:C6	10:B:90:C:C5'	2.91	0.41
11:C:57:HIS:ND1	11:C:58:LYS:N	2.65	0.41
14:F:47:LYS:NZ	14:F:47:LYS:CB	2.83	0.41
14:F:98:PHE:O	14:F:98:PHE:CD2	2.74	0.41
17:I:93:ASN:OD1	17:I:136:GLY:HA2	2.21	0.41
19:K:88:ASN:HB3	19:K:92:GLU:O	2.20	0.41
19:K:119:ALA:HA	19:K:120:PRO:HD2	1.84	0.41
22:N:67:PHE:CE2	22:N:71:ARG:NH1	2.88	0.41
22:N:83:LEU:HA	22:N:83:LEU:HD12	1.72	0.41
24:P:91:VAL:O	24:P:92:ARG:HG2	2.21	0.41

*Continued on next page...*

*Continued from previous page...*

Atom-1	Atom-2	Interatomic distance (Å)	Clash overlap (Å)
25:Q:63:ARG:NH1	25:Q:99:VAL:HG23	2.36	0.41
26:R:27:ILE:H	26:R:27:ILE:HG12	1.73	0.41
26:R:81:LYS:O	26:R:82:HIS:C	2.58	0.41
28:T:8:LEU:HD12	28:T:46:ALA:CA	2.43	0.41
28:T:50:LEU:HD23	33:Y:26:PHE:CD1	2.56	0.41
29:U:11:ILE:HG13	29:U:21:ARG:HG3	2.02	0.41
9:A:9:G:H2'	9:A:2629:U:O4	2.20	0.41
9:A:234:U:H2'	9:A:235:U:H5'	2.03	0.41
9:A:306:U:H5''	9:A:307:G:OP2	2.21	0.41
9:A:388:G:N7	9:A:390:U:H2'	2.35	0.41
9:A:548:G:C4'	9:A:549:G:H5'	2.50	0.41
9:A:995:C:P	25:Q:52:ARG:HH11	2.43	0.41
9:A:995:C:P	25:Q:52:ARG:NH1	2.93	0.41
9:A:1063:G:P	17:I:76:ALA:CB	2.96	0.41
9:A:1247:A:C2	9:A:1249:U:C6	3.08	0.41
9:A:1373:A:H8	9:A:1373:A:O5'	2.03	0.41
9:A:1459:G:C2'	9:A:1460:U:H5''	2.51	0.41
9:A:1720:U:H5''	9:A:1721:G:OP2	2.20	0.41
9:A:2075:U:H2'	9:A:2238:G:H22	1.82	0.41
9:A:2098:U:C4	9:A:2099:U:C4	3.09	0.41
9:A:2489:U:C4	9:A:2490:G:C6	3.09	0.41
9:A:2496:C:H5''	21:M:82:MET:HG3	2.03	0.41
9:A:2662:A:O5'	9:A:2662:A:H8	2.04	0.41
9:A:2854:G:H2'	9:A:2855:C:C6	2.56	0.41
10:B:46:A:C4	10:B:47:C:C5	3.08	0.41
11:C:133:ASN:C	11:C:134:ILE:HG13	2.40	0.41
12:D:149:ASN:CG	12:D:150:GLN:N	2.71	0.41
13:E:3:LEU:HD12	13:E:14:VAL:HG11	2.03	0.41
13:E:40:ARG:HD2	13:E:92:HIS:ND1	2.35	0.41
13:E:134:LEU:HD12	13:E:138:LEU:HG	2.02	0.41
15:G:84:LYS:N	15:G:84:LYS:CE	2.74	0.41
15:G:174:LYS:O	15:G:174:LYS:HD2	2.21	0.41
18:J:112:GLY:O	18:J:116:ARG:HB2	2.21	0.41
24:P:3:ILE:HD12	24:P:7:LEU:HD22	2.03	0.41
30:V:51:GLN:NE2	30:V:51:GLN:O	2.54	0.41
33:Y:7:ARG:H	33:Y:60:LYS:NZ	2.19	0.41
34:Z:9:THR:HG21	34:Z:53:MET:C	2.41	0.41
34:Z:15:ARG:NH1	34:Z:15:ARG:CG	2.69	0.41
9:A:220:G:H2'	9:A:427:U:O4	2.21	0.41
9:A:404:A:C8	9:A:406:G:C6	3.08	0.41
9:A:784:G:H5'	11:C:225:ASN:OD1	2.21	0.41

*Continued on next page...*

*Continued from previous page...*

Atom-1	Atom-2	Interatomic distance (Å)	Clash overlap (Å)
9:A:858:G:C5	9:A:2268:A:C2	3.08	0.41
9:A:866:A:C8	9:A:866:A:C3'	3.03	0.41
9:A:960:A:C8	9:A:962:G:C8	3.09	0.41
9:A:1023:U:O2	9:A:1023:U:H2'	2.15	0.41
9:A:1062:G:O2'	9:A:1063:G:O5'	2.39	0.41
9:A:1125:G:H8	9:A:1125:G:O5'	2.04	0.41
9:A:1894:C:H6	9:A:1894:C:O5'	2.04	0.41
9:A:2505:G:C2'	9:A:2506:U:O5'	2.69	0.41
9:A:2639:A:O3'	18:J:96:ARG:NH1	2.54	0.41
9:A:2776:A:H4'	9:A:2777:G:H5''	2.03	0.41
9:A:2842:G:C4	9:A:2876:G:N2	2.89	0.41
13:E:65:THR:H	13:E:65:THR:HG22	1.65	0.41
13:E:123:LYS:HD3	13:E:123:LYS:HA	1.94	0.41
17:I:49:GLU:HG2	17:I:50:LYS:N	2.35	0.41
18:J:38:GLY:C	18:J:40:HIS:H	2.24	0.41
18:J:97:PRO:C	18:J:99:ARG:N	2.74	0.41
19:K:47:ILE:HA	19:K:47:ILE:HD12	1.78	0.41
21:M:33:LEU:CD2	21:M:128:THR:HB	2.51	0.41
21:M:54:THR:HG22	21:M:55:ARG:N	2.36	0.41
22:N:23:ASN:ND2	22:N:23:ASN:H	2.19	0.41
25:Q:91:ARG:NE	25:Q:93:ILE:HG21	2.36	0.41
26:R:46:GLU:OE1	26:R:46:GLU:O	2.38	0.41
26:R:66:HIS:ND1	26:R:94:THR:CG2	2.83	0.41
30:V:46:LYS:O	30:V:50:MET:HG3	2.20	0.41
31:W:18:LYS:HD2	31:W:36:ILE:HD11	2.01	0.41
4:3:25:HIS:HB3	4:3:43:LEU:CD2	2.51	0.41
5:4:15:LYS:HE3	5:4:15:LYS:HB3	1.90	0.41
9:A:75:G:H5''	9:A:75:G:H8	1.85	0.41
9:A:77:G:N2	9:A:110:G:H1'	2.36	0.41
9:A:83:A:N6	9:A:101:A:C5	2.89	0.41
9:A:149:A:H2'	9:A:150:U:C6	2.56	0.41
9:A:153:U:H2'	9:A:154:U:C5'	2.50	0.41
9:A:238:C:C6	9:A:238:C:C3'	3.03	0.41
9:A:369:U:O2'	9:A:370:G:OP2	2.38	0.41
9:A:457:A:O4'	9:A:459:U:C6	2.74	0.41
9:A:496:G:C5	9:A:497:A:C8	3.09	0.41
9:A:571:U:N3	9:A:2030:A:C2	2.89	0.41
9:A:572:A:OP2	26:R:80:ARG:NH2	2.46	0.41
9:A:764:A:H3'	9:A:765:C:H5'	2.02	0.41
9:A:855:G:N2	31:W:23:LYS:CB	2.84	0.41
9:A:1059:G:H4'	17:I:116:MET:HE1	2.02	0.41

*Continued on next page...*

*Continued from previous page...*

Atom-1	Atom-2	Interatomic distance (Å)	Clash overlap (Å)
9:A:1148:U:H3'	9:A:1148:U:H6	1.82	0.41
9:A:1260:A:C6	9:A:1261:C:C4	3.09	0.41
9:A:1274:A:N3	9:A:1297:C:H1'	2.35	0.41
9:A:1316:U:H2'	9:A:1317:G:C8	2.56	0.41
9:A:1359:A:N7	9:A:1373:A:C2	2.89	0.41
9:A:1429:G:O2'	9:A:1430:G:C5'	2.57	0.41
9:A:1447:C:O5'	9:A:1447:C:H6	2.04	0.41
9:A:1460:U:C3'	9:A:1461:C:C5'	2.99	0.41
9:A:1637:A:H2'	9:A:1638:C:O4'	2.20	0.41
9:A:1839:G:C6	9:A:1927:A:C5	3.08	0.41
9:A:1905:C:H4'	9:A:1929:G:H8	1.85	0.41
9:A:1927:A:N1	9:A:1928:A:C2	2.89	0.41
9:A:2013:A:OP1	27:S:96:ILE:HA	2.20	0.41
9:A:2031:A:C6	9:A:2498:C:H1'	2.55	0.41
9:A:2052:A:H2'	9:A:2053:G:H8	1.86	0.41
9:A:2293:G:H2'	9:A:2294:G:O4'	2.21	0.41
9:A:2397:G:C2	9:A:2420:C:C2	3.09	0.41
9:A:2432:A:N1	32:X:20:ALA:HA	2.36	0.41
9:A:2454:G:C4	9:A:2455:G:C8	3.08	0.41
9:A:2518:A:N3	9:A:2518:A:H2'	2.36	0.41
9:A:2599:G:O2'	9:A:2600:A:H5'	2.20	0.41
9:A:2726:A:N3	19:K:67:LYS:NZ	2.62	0.41
9:A:2808:G:O2'	9:A:2809:A:P	2.78	0.41
36:A:9000:ERY:O13	36:A:9000:ERY:H343	2.21	0.41
10:B:8:C:O3'	23:O:25:ARG:NH1	2.54	0.41
10:B:10:G:H2'	10:B:11:C:H5'	2.02	0.41
10:B:42:C:C5	14:F:65:LEU:HD22	2.56	0.41
11:C:181:ARG:HG2	11:C:181:ARG:HH21	1.86	0.41
11:C:229:HIS:HD2	11:C:246:PRO:CB	2.34	0.41
11:C:257:ARG:CG	11:C:269:ARG:NH2	2.73	0.41
11:C:270:ARG:HG2	11:C:270:ARG:HH11	1.86	0.41
12:D:11:MET:HA	12:D:25:THR:HA	2.02	0.41
12:D:42:ASN:O	12:D:43:ASP:O	2.39	0.41
12:D:117:GLY:C	12:D:118:PHE:CD1	2.94	0.41
12:D:141:ARG:HH11	12:D:141:ARG:HD3	1.65	0.41
13:E:46:GLN:HE21	13:E:87:ALA:H	1.69	0.41
13:E:143:LEU:HD23	13:E:143:LEU:N	2.33	0.41
13:E:158:PHE:O	13:E:160:ALA:O	2.39	0.41
13:E:172:ALA:O	13:E:175:ILE:CG2	2.69	0.41
13:E:176:ASP:CG	13:E:179:SER:HG	2.23	0.41
14:F:21:TYR:CD1	14:F:26:GLN:HG2	2.56	0.41

*Continued on next page...*

*Continued from previous page...*

Atom-1	Atom-2	Interatomic distance (Å)	Clash overlap (Å)
15:G:15:ASP:O	15:G:16:VAL:CB	2.69	0.41
15:G:29:ASN:O	15:G:78:VAL:HG12	2.21	0.41
15:G:102:ILE:CD1	15:G:116:LEU:HD11	2.51	0.41
15:G:142:GLN:O	15:G:145:ALA:HB3	2.21	0.41
17:I:41:PHE:CE2	17:I:45:THR:HG21	2.56	0.41
18:J:41:LYS:HB2	18:J:42:ALA:H	1.69	0.41
18:J:54:ILE:O	18:J:54:ILE:HG13	2.21	0.41
18:J:76:HIS:CD2	18:J:85:LYS:HB2	2.55	0.41
18:J:114:LEU:O	18:J:117:ALA:N	2.54	0.41
20:L:127:VAL:HG22	20:L:128:THR:O	2.20	0.41
21:M:46:ILE:C	21:M:46:ILE:CD1	2.80	0.41
21:M:50:ARG:HG2	21:M:50:ARG:HH21	1.86	0.41
21:M:134:THR:HG23	21:M:136:MET:H	1.86	0.41
24:P:21:PRO:HA	24:P:46:VAL:CG1	2.50	0.41
24:P:105:LYS:HA	24:P:108:ARG:HD3	2.03	0.41
24:P:111:GLU:O	24:P:113:LEU:HD22	2.20	0.41
25:Q:26:ALA:CB	25:Q:30:VAL:CG2	2.92	0.41
26:R:37:GLU:OE1	26:R:37:GLU:O	2.38	0.41
26:R:61:ALA:HA	26:R:99:THR:HG23	2.02	0.41
31:W:25:PHE:C	31:W:27:GLY:H	2.24	0.41
32:X:27:ARG:HH11	32:X:27:ARG:HD3	1.73	0.41
32:X:67:LEU:O	32:X:69:GLU:O	2.38	0.41
34:Z:16:LEU:HD23	34:Z:16:LEU:HA	1.17	0.41
34:Z:33:HIS:O	34:Z:34:THR:HB	2.20	0.41
9:A:117:G:C6	9:A:119:A:C6	3.09	0.41
9:A:276:U:C2'	9:A:277:G:O5'	2.69	0.41
9:A:286:U:H2'	9:A:287:G:C8	2.55	0.41
9:A:1078:U:H5''	9:A:1079:C:O5'	2.20	0.41
9:A:1406:U:HO2'	9:A:1407:G:H8	1.69	0.41
9:A:1444:G:H2'	9:A:1445:G:O4'	2.21	0.41
9:A:1638:C:N4	9:A:1639:C:C4	2.88	0.41
9:A:1730:C:H6	9:A:1730:C:H2'	1.69	0.41
9:A:1733:G:C2	9:A:1734:G:C8	3.09	0.41
9:A:2255:G:C2'	9:A:2256:G:H5'	2.51	0.41
9:A:2828:G:H2'	9:A:2829:A:O5'	2.21	0.41
9:A:2902:C:O2'	9:A:2903:U:H5'	2.21	0.41
11:C:220:ARG:HB3	11:C:222:THR:HG22	2.03	0.41
12:D:193:VAL:HB	12:D:194:PRO:HD2	2.03	0.41
13:E:31:VAL:HG21	13:E:104:ALA:HB2	2.03	0.41
14:F:49:LEU:HD12	14:F:49:LEU:HA	1.96	0.41
14:F:94:ARG:HE	14:F:94:ARG:HB2	1.72	0.41

*Continued on next page...*



*Continued from previous page...*

Atom-1	Atom-2	Interatomic distance (Å)	Clash overlap (Å)
16:H:12:LEU:HB2	16:H:19:VAL:HG11	2.03	0.41
18:J:135:GLN:HA	18:J:135:GLN:NE2	2.34	0.41
21:M:46:ILE:HD12	21:M:47:GLU:CA	2.51	0.41
24:P:52:ARG:CG	24:P:52:ARG:NH1	2.42	0.41
25:Q:27:ARG:NH1	25:Q:27:ARG:CG	2.83	0.41
26:R:58:VAL:HG22	26:R:59:ILE:H	1.85	0.41
28:T:43:ILE:O	28:T:43:ILE:CG1	2.69	0.41
30:V:39:ALA:O	30:V:40:ILE:HD13	2.21	0.41
34:Z:9:THR:HG23	34:Z:9:THR:O	2.14	0.41
2:1:10:LEU:CD2	2:1:33:LEU:HD23	2.44	0.40
9:A:137:U:OP2	9:A:137:U:C5	2.74	0.40
9:A:278:A:H2	9:A:362:A:C8	2.31	0.40
9:A:497:A:C4	9:A:498:G:C8	3.10	0.40
9:A:1402:U:C6	9:A:1402:U:C3'	3.04	0.40
9:A:1719:G:C5	9:A:1720:U:C5	3.09	0.40
9:A:1834:U:O2	9:A:1834:U:H2'	2.19	0.40
9:A:1845:G:C2'	9:A:1846:G:C5'	2.98	0.40
9:A:2027:G:H2'	9:A:2028:U:H6	1.86	0.40
9:A:2263:C:H2'	9:A:2264:C:C6	2.55	0.40
9:A:2315:G:C4	9:A:2316:G:C8	3.10	0.40
9:A:2601:C:H2'	9:A:2602:A:OP2	2.21	0.40
9:A:2797:U:O2'	9:A:2798:U:P	2.79	0.40
11:C:90:ILE:HG22	11:C:102:TYR:CD1	2.56	0.40
11:C:234:GLY:C	11:C:236:GLY:H	2.22	0.40
12:D:121:THR:O	12:D:122:VAL:CB	2.66	0.40
12:D:125:TRP:O	12:D:126:ASN:CB	2.65	0.40
13:E:137:LYS:O	13:E:140:ASP:HB2	2.21	0.40
14:F:121:PHE:CB	14:F:162:ASP:OD2	2.67	0.40
15:G:3:VAL:O	15:G:6:ALA:HB3	2.21	0.40
17:I:5:GLN:O	17:I:6:ALA:HB2	2.21	0.40
17:I:31:GLY:HA3	17:I:60:VAL:HG11	2.03	0.40
18:J:25:LEU:HD22	18:J:26:GLY:CA	2.50	0.40
22:N:74:GLU:O	22:N:77:ALA:HB3	2.20	0.40
23:O:31:THR:HG22	23:O:34:HIS:C	2.38	0.40
24:P:24:THR:HB	24:P:87:ARG:HB3	2.03	0.40
24:P:33:GLU:OE2	24:P:38:ARG:NH1	2.54	0.40
24:P:50:ARG:CG	24:P:56:SER:HA	2.51	0.40
25:Q:88:GLU:O	25:Q:88:GLU:CD	2.59	0.40
28:T:34:VAL:O	28:T:35:ALA:O	2.39	0.40
28:T:61:LEU:HD11	28:T:82:LYS:HD2	2.03	0.40
32:X:68:ALA:C	32:X:69:GLU:O	2.58	0.40

*Continued on next page...*

Continued from previous page...

Atom-1	Atom-2	Interatomic distance (Å)	Clash overlap (Å)
9:A:37:C:O2'	13:E:45:ALA:CB	2.69	0.40
9:A:55:G:C2	9:A:56:A:C8	3.10	0.40
9:A:58:G:N2	9:A:70:G:C5	2.89	0.40
9:A:209:C:H2'	9:A:210:C:H5'	2.04	0.40
9:A:285:G:N3	9:A:285:G:C2'	2.80	0.40
9:A:407:G:C2'	9:A:408:G:H5'	2.50	0.40
9:A:535:G:C2	9:A:559:G:C5	3.10	0.40
9:A:602:A:C2	9:A:656:G:C5	3.09	0.40
9:A:679:C:H2'	9:A:680:C:C6	2.56	0.40
9:A:847:U:C6	9:A:847:U:H5''	2.55	0.40
9:A:870:U:C4	9:A:871:U:C5	3.09	0.40
9:A:885:C:C3'	9:A:885:C:C6	3.05	0.40
9:A:985:C:O5'	9:A:985:C:H6	2.04	0.40
9:A:1085:A:C2	9:A:1086:A:N7	2.90	0.40
9:A:1091:G:O2'	9:A:1092:C:C5'	2.68	0.40
9:A:1139:G:HO2'	9:A:1140:C:H5'	1.85	0.40
9:A:1314:C:O2	9:A:1314:C:H2'	2.20	0.40
9:A:1498:C:O2'	9:A:1499:C:O5'	2.39	0.40
9:A:1599:U:H2'	9:A:1600:C:C6	2.57	0.40
9:A:1627:G:H8	9:A:1627:G:C5'	2.21	0.40
9:A:1720:U:H2'	9:A:1721:G:O4'	2.22	0.40
9:A:2065:C:H2'	9:A:2066:C:C6	2.55	0.40
9:A:2068:U:C6	9:A:2068:U:C4'	3.04	0.40
9:A:2140:G:C5	9:A:2152:G:N2	2.89	0.40
9:A:2319:G:O2'	9:A:2320:U:C5	2.70	0.40
9:A:2328:A:C5	9:A:2329:U:C5	3.10	0.40
9:A:2331:G:H4'	31:W:41:GLY:HA3	2.03	0.40
9:A:2332:C:H5''	9:A:2333:A:P	2.61	0.40
9:A:2544:G:H2'	9:A:2545:G:H5'	2.03	0.40
9:A:2700:A:H2'	9:A:2701:U:C6	2.57	0.40
9:A:2869:G:H2'	9:A:2870:C:O4'	2.22	0.40
10:B:10:G:C2'	10:B:11:C:H5'	2.51	0.40
10:B:81:G:H2'	10:B:82:U:H5'	2.03	0.40
11:C:87:SER:HB2	11:C:199:HIS:CD2	2.56	0.40
12:D:3:GLY:C	12:D:4:LEU:HD12	2.41	0.40
13:E:130:LYS:O	13:E:131:THR:C	2.59	0.40
14:F:105:ILE:O	14:F:109:ARG:HD3	2.20	0.40
15:G:6:ALA:HB1	15:G:7:PRO:CD	2.48	0.40
15:G:84:LYS:HB2	15:G:132:LEU:H	1.87	0.40
15:G:175:LYS:HA	15:G:175:LYS:HD3	1.75	0.40
17:I:52:LEU:HD11	17:I:81:LYS:HE2	2.03	0.40

Continued on next page...

*Continued from previous page...*

Atom-1	Atom-2	Interatomic distance (Å)	Clash overlap (Å)
18:J:17:VAL:HG13	18:J:55:ILE:HG12	2.03	0.40
20:L:95:LEU:HD22	20:L:100:ILE:CG1	2.51	0.40
22:N:36:THR:HG23	22:N:37:THR:N	2.35	0.40
24:P:9:GLN:HE21	24:P:9:GLN:HB3	1.51	0.40
25:Q:4:LYS:CE	25:Q:8:ILE:HG23	2.51	0.40
26:R:26:ASP:O	26:R:27:ILE:C	2.59	0.40
26:R:49:ILE:O	26:R:49:ILE:CG1	2.64	0.40
26:R:60:LYS:HB2	26:R:100:GLY:CA	2.50	0.40
28:T:67:VAL:C	28:T:68:LYS:CD	2.90	0.40
33:Y:39:GLN:O	33:Y:42:LEU:HB2	2.20	0.40
33:Y:56:LEU:HA	33:Y:59:GLU:HG3	2.02	0.40
5:4:9:LYS:HE2	5:4:9:LYS:CA	2.49	0.40
9:A:157:C:H2'	9:A:158:U:O5'	2.22	0.40
9:A:346:A:C2'	9:A:347:A:O5'	2.70	0.40
9:A:790:U:O2'	9:A:791:C:P	2.76	0.40
9:A:1286:A:C6	9:A:1329:U:C2	3.10	0.40
9:A:1824:G:H2'	9:A:1825:U:C6	2.55	0.40
9:A:1909:C:C2'	9:A:1910:G:H5'	2.51	0.40
9:A:1965:C:H6	9:A:1965:C:H5''	1.85	0.40
9:A:2190:G:H2'	9:A:2191:A:H8	1.86	0.40
15:G:124:CYS:HA	15:G:125:PRO:HD2	1.92	0.40
15:G:171:LYS:CG	15:G:172:GLU:N	2.85	0.40
16:H:2:GLN:HA	16:H:20:ASN:HA	2.03	0.40
16:H:9:VAL:O	16:H:10:ALA:O	2.39	0.40
18:J:65:THR:HG23	18:J:66:GLY:N	2.36	0.40
19:K:13:ASN:C	19:K:15:GLY:H	2.23	0.40
20:L:95:LEU:HB3	20:L:100:ILE:HD11	2.03	0.40
21:M:1:MET:HE2	21:M:2:LEU:N	2.37	0.40
23:O:88:LYS:HE3	23:O:116:GLN:NE2	2.33	0.40
24:P:23:ASP:HA	24:P:89:GLY:H	1.87	0.40
25:Q:51:GLN:O	25:Q:52:ARG:C	2.58	0.40
26:R:25:LEU:HA	26:R:25:LEU:HD12	1.86	0.40
26:R:52:PRO:O	26:R:53:PHE:CB	2.69	0.40
29:U:3:LYS:O	29:U:82:VAL:HG21	2.22	0.40
29:U:38:ILE:HG22	29:U:39:ASN:H	1.80	0.40
29:U:78:LYS:CG	29:U:79:ALA:H	2.27	0.40
31:W:24:ARG:HD3	31:W:65:LYS:HD3	2.04	0.40
33:Y:16:THR:O	33:Y:19:LEU:HB2	2.21	0.40
2:1:8:ILE:H	2:1:23:THR:HA	1.87	0.40
9:A:121:G:C2	9:A:131:A:C5	3.10	0.40
9:A:256:A:O2'	9:A:257:C:H5'	2.22	0.40

*Continued on next page...*

*Continued from previous page...*

Atom-1	Atom-2	Interatomic distance (Å)	Clash overlap (Å)
9:A:260:G:H2'	9:A:261:G:O5'	2.21	0.40
9:A:390:U:O2'	9:A:391:A:P	2.80	0.40
9:A:397:U:O2'	9:A:398:C:H5'	2.22	0.40
9:A:924:G:H4'	31:W:24:ARG:HH21	1.87	0.40
9:A:1090:A:C2	9:A:1091:G:C8	3.09	0.40
9:A:1613:G:C2	9:A:1619:G:C5	3.10	0.40
9:A:1716:U:O2'	9:A:1717:A:C5'	2.50	0.40
9:A:1857:G:C1'	9:A:1884:G:H22	2.34	0.40
9:A:2096:C:O2	9:A:2096:C:H2'	2.20	0.40
9:A:2296:U:H4'	9:A:2297:A:OP1	2.21	0.40
9:A:2307:G:H1'	9:A:2308:G:C5	2.57	0.40
9:A:2331:G:C5	9:A:2332:C:C4	3.10	0.40
9:A:2553:G:N1	9:A:2554:U:O2	2.55	0.40
9:A:2628:C:O2'	9:A:2781:A:H2'	2.21	0.40
9:A:2783:U:H2'	9:A:2784:U:H6	1.87	0.40
9:A:2800:A:C3'	9:A:2801:G:H5'	2.50	0.40
9:A:2802:G:H2'	9:A:2803:G:O4'	2.22	0.40
9:A:2805:C:H2'	9:A:2806:C:H6	1.86	0.40
9:A:2822:G:OP2	12:D:115:GLY:HA3	2.22	0.40
10:B:25:U:H2'	10:B:26:C:C6	2.56	0.40
10:B:91:C:O2'	10:B:92:C:H5'	2.22	0.40
11:C:229:HIS:CD2	11:C:246:PRO:CA	3.00	0.40
12:D:12:THR:HG22	12:D:24:VAL:CG2	2.50	0.40
13:E:48:THR:C	13:E:50:ALA:N	2.72	0.40
13:E:74:LYS:O	13:E:75:SER:C	2.59	0.40
14:F:162:ASP:N	14:F:162:ASP:OD1	2.54	0.40
15:G:171:LYS:HG3	15:G:172:GLU:N	2.37	0.40
19:K:7:MET:C	19:K:8:LEU:HD22	2.42	0.40
22:N:24:MET:CG	22:N:44:LEU:HD22	2.33	0.40
22:N:42:LYS:O	22:N:45:ARG:HG3	2.21	0.40
28:T:38:ALA:HB3	28:T:81:LYS:HE2	2.03	0.40
33:Y:22:LEU:O	33:Y:23:ARG:O	2.40	0.40
2:1:8:ILE:CD1	2:1:52:LYS:CG	3.00	0.40
9:A:142:A:H2'	9:A:143:C:C6	2.56	0.40
9:A:170:U:H2'	9:A:171:U:O5'	2.22	0.40
9:A:240:C:H2'	9:A:241:A:C8	2.56	0.40
9:A:342:A:C2	9:A:343:C:H1'	2.57	0.40
9:A:422:A:C2	9:A:423:A:C4	3.10	0.40
9:A:630:G:H5''	9:A:631:A:OP2	2.21	0.40
9:A:649:G:C5	9:A:650:C:C4	3.10	0.40
9:A:700:G:H2'	9:A:701:G:O4'	2.22	0.40

*Continued on next page...*

Continued from previous page...

Atom-1	Atom-2	Interatomic distance (Å)	Clash overlap (Å)
9:A:846:U:C2'	9:A:847:U:OP2	2.69	0.40
9:A:990:A:OP1	9:A:1157:G:H5''	2.22	0.40
9:A:1058:U:C1'	17:I:117:THR:HG21	2.51	0.40
9:A:1176:U:H2'	9:A:1177:G:C4	2.56	0.40
9:A:1247:A:C5	9:A:1249:U:C5	3.10	0.40
9:A:1387:A:C2	9:A:1401:G:C2	3.09	0.40
9:A:1436:G:H2'	9:A:1437:C:O5'	2.22	0.40
9:A:1509:A:O2'	9:A:1510:G:H5'	2.21	0.40
9:A:1688:U:H1'	9:A:1701:A:C5	2.57	0.40
9:A:1881:C:C6	9:A:1881:C:C3'	3.05	0.40
9:A:1967:C:O2'	9:A:1968:G:H5'	2.21	0.40
9:A:2299:U:O2'	9:A:2300:C:H5'	2.21	0.40
9:A:2523:G:C2'	9:A:2524:G:H5'	2.51	0.40
9:A:2531:A:H4'	15:G:156:TYR:CE1	2.57	0.40
9:A:2728:U:C2'	9:A:2729:G:H5''	2.51	0.40
9:A:2889:C:H2'	9:A:2890:G:C5'	2.52	0.40
11:C:66:PHE:HZ	11:C:86:ARG:NH1	2.20	0.40
11:C:82:TYR:CD1	11:C:82:TYR:C	2.95	0.40
11:C:209:ALA:HA	11:C:212:TRP:NE1	2.37	0.40
12:D:186:LEU:HD11	24:P:3:ILE:CD1	2.51	0.40
13:E:119:ILE:HG12	13:E:119:ILE:O	2.22	0.40
14:F:116:LEU:HD13	14:F:116:LEU:HA	1.92	0.40
15:G:96:ALA:HB3	15:G:103:ASN:CB	2.51	0.40
15:G:140:ILE:HD12	15:G:141:GLY:H	1.86	0.40
16:H:32:PRO:HB3	32:X:38:TRP:CG	2.55	0.40
17:I:126:ARG:HD3	17:I:126:ARG:H	1.86	0.40
19:K:60:ALA:HB1	19:K:84:CYS:HB2	2.03	0.40
19:K:72:PRO:O	19:K:72:PRO:HD2	2.21	0.40
19:K:116:ILE:HD12	19:K:117:SER:H	1.83	0.40
20:L:35:HIS:O	20:L:36:LYS:HB2	2.22	0.40
20:L:73:ILE:C	20:L:105:ILE:HD13	2.41	0.40
23:O:4:LYS:HD3	23:O:7:ARG:NH2	2.37	0.40
24:P:13:LYS:NZ	24:P:80:VAL:HG12	2.37	0.40
26:R:38:VAL:O	26:R:53:PHE:HA	2.22	0.40
31:W:37:VAL:CG1	31:W:38:ARG:N	2.84	0.40
32:X:21:LEU:HA	32:X:21:LEU:HD23	1.70	0.40

There are no symmetry-related clashes.

## 5.3 Torsion angles [i](#)

### 5.3.1 Protein backbone [i](#)

In the following table, the Percentiles column shows the percent Ramachandran outliers of the chain as a percentile score with respect to all PDB entries followed by that with respect to all EM entries.

The Analysed column shows the number of residues for which the backbone conformation was analysed, and the total number of residues.

Mol	Chain	Analysed	Favoured	Allowed	Outliers	Percentiles	
1	0	54/56 (96%)	41 (76%)	9 (17%)	4 (7%)	1	13
2	1	48/50 (96%)	37 (77%)	6 (12%)	5 (10%)	0	8
3	2	44/46 (96%)	37 (84%)	7 (16%)	0	100	100
4	3	62/64 (97%)	53 (86%)	5 (8%)	4 (6%)	1	16
5	4	36/38 (95%)	24 (67%)	9 (25%)	3 (8%)	1	12
11	C	269/271 (99%)	197 (73%)	47 (18%)	25 (9%)	0	10
12	D	207/209 (99%)	141 (68%)	32 (16%)	34 (16%)	0	3
13	E	199/201 (99%)	145 (73%)	34 (17%)	20 (10%)	0	9
14	F	175/177 (99%)	123 (70%)	36 (21%)	16 (9%)	1	11
15	G	174/176 (99%)	111 (64%)	38 (22%)	25 (14%)	0	4
16	H	54/56 (96%)	21 (39%)	13 (24%)	20 (37%)	0	0
17	I	139/141 (99%)	84 (60%)	41 (30%)	14 (10%)	0	9
18	J	140/142 (99%)	104 (74%)	24 (17%)	12 (9%)	1	11
19	K	120/122 (98%)	88 (73%)	18 (15%)	14 (12%)	0	6
20	L	141/143 (99%)	100 (71%)	30 (21%)	11 (8%)	1	13
21	M	134/136 (98%)	96 (72%)	18 (13%)	20 (15%)	0	3
22	N	118/120 (98%)	91 (77%)	16 (14%)	11 (9%)	0	10
23	O	114/116 (98%)	85 (75%)	18 (16%)	11 (10%)	0	9
24	P	112/114 (98%)	78 (70%)	20 (18%)	14 (12%)	0	5
25	Q	115/117 (98%)	100 (87%)	7 (6%)	8 (7%)	1	14
26	R	101/103 (98%)	76 (75%)	14 (14%)	11 (11%)	0	7
27	S	108/110 (98%)	89 (82%)	14 (13%)	5 (5%)	2	21
28	T	91/93 (98%)	49 (54%)	26 (29%)	16 (18%)	0	2
29	U	100/102 (98%)	66 (66%)	15 (15%)	19 (19%)	0	2
30	V	92/94 (98%)	75 (82%)	15 (16%)	2 (2%)	6	35

*Continued on next page...*

*Continued from previous page...*

Mol	Chain	Analysed	Favoured	Allowed	Outliers	Percentiles	
31	W	77/79 (98%)	31 (40%)	22 (29%)	24 (31%)	0	0
32	X	75/77 (97%)	58 (77%)	10 (13%)	7 (9%)	0	10
33	Y	61/63 (97%)	38 (62%)	15 (25%)	8 (13%)	0	4
34	Z	56/58 (97%)	47 (84%)	5 (9%)	4 (7%)	1	14
All	All	3216/3274 (98%)	2285 (71%)	564 (18%)	367 (11%)	1	7

All (367) Ramachandran outliers are listed below:

Mol	Chain	Res	Type
1	0	51	ARG
1	0	54	ILE
2	1	16	THR
5	4	4	ARG
11	C	77	VAL
11	C	104	LEU
11	C	105	ALA
11	C	142	ASN
11	C	239	PHE
12	D	43	ASP
12	D	73	VAL
12	D	92	VAL
12	D	99	GLU
12	D	103	ASP
12	D	122	VAL
13	E	6	LYS
13	E	8	ALA
13	E	62	GLN
13	E	69	ARG
13	E	79	ARG
13	E	175	ILE
14	F	11	VAL
14	F	61	GLY
14	F	134	GLN
14	F	174	PHE
14	F	175	PRO
15	G	8	VAL
15	G	28	LYS
15	G	31	GLU
15	G	38	ASP
15	G	44	HIS
15	G	45	ALA

*Continued on next page...*



*Continued from previous page...*

<b>Mol</b>	<b>Chain</b>	<b>Res</b>	<b>Type</b>
15	G	61	TRP
15	G	84	LYS
15	G	118	ALA
15	G	170	THR
16	H	10	ALA
16	H	11	ASN
16	H	14	SER
16	H	15	LEU
16	H	23	ALA
16	H	28	ASN
16	H	32	PRO
16	H	33	GLN
17	I	65	SER
17	I	92	PRO
18	J	13	ARG
18	J	21	THR
18	J	41	LYS
18	J	45	THR
18	J	73	VAL
18	J	81	ILE
19	K	49	ARG
19	K	71	ARG
19	K	108	ARG
20	L	66	PHE
20	L	88	GLY
21	M	35	ALA
21	M	36	VAL
21	M	56	ALA
21	M	69	PRO
22	N	11	ASN
22	N	80	PHE
22	N	102	PHE
23	O	3	LYS
23	O	57	ALA
23	O	58	ILE
24	P	15	ASP
24	P	20	ARG
24	P	25	VAL
24	P	33	GLU
24	P	93	LYS
24	P	105	LYS
25	Q	90	ASP

*Continued on next page...*

*Continued from previous page...*

<b>Mol</b>	<b>Chain</b>	<b>Res</b>	<b>Type</b>
25	Q	91	ARG
26	R	27	ILE
26	R	55	ASP
26	R	91	GLN
27	S	14	ALA
28	T	27	SER
28	T	29	THR
28	T	35	ALA
28	T	36	LYS
28	T	69	ARG
28	T	86	THR
28	T	89	GLU
29	U	6	ARG
29	U	16	LYS
29	U	18	LYS
29	U	29	SER
29	U	51	LEU
29	U	88	ASP
30	V	69	GLU
31	W	9	THR
31	W	10	ARG
31	W	18	LYS
31	W	23	LYS
31	W	30	VAL
31	W	40	ARG
31	W	47	GLY
31	W	50	VAL
31	W	51	GLY
32	X	53	LYS
33	Y	22	LEU
33	Y	23	ARG
33	Y	24	GLU
1	0	34	GLY
2	1	4	ILE
4	3	27	ASN
11	C	110	LYS
11	C	120	ASP
11	C	121	ALA
11	C	140	VAL
11	C	196	ASN
11	C	243	PRO
11	C	255	LYS

*Continued on next page...*

*Continued from previous page...*

<b>Mol</b>	<b>Chain</b>	<b>Res</b>	<b>Type</b>
12	D	54	ALA
12	D	71	ALA
12	D	72	GLY
12	D	93	GLY
12	D	104	VAL
12	D	106	LYS
12	D	118	PHE
12	D	144	GLY
12	D	145	SER
12	D	183	GLU
12	D	184	ARG
12	D	191	GLY
13	E	46	GLN
13	E	153	LEU
14	F	111	ARG
14	F	128	SER
15	G	9	VAL
15	G	30	GLY
15	G	60	GLY
15	G	164	ALA
15	G	168	VAL
16	H	3	VAL
16	H	13	GLY
16	H	29	PHE
16	H	34	GLY
16	H	35	LYS
17	I	30	GLN
17	I	105	LEU
19	K	3	GLN
19	K	13	ASN
19	K	35	VAL
19	K	48	PRO
19	K	72	PRO
20	L	15	ALA
20	L	29	LYS
20	L	69	ARG
20	L	82	LEU
20	L	111	ILE
20	L	114	GLY
21	M	2	LEU
21	M	14	LYS
21	M	54	THR

*Continued on next page...*

*Continued from previous page...*

<b>Mol</b>	<b>Chain</b>	<b>Res</b>	<b>Type</b>
21	M	55	ARG
21	M	73	ILE
21	M	110	GLU
22	N	2	ARG
22	N	118	ARG
22	N	119	SER
23	O	22	GLY
23	O	59	ALA
23	O	100	HIS
23	O	112	GLU
24	P	54	LEU
24	P	92	ARG
24	P	103	THR
24	P	104	GLY
24	P	113	LEU
25	Q	5	ARG
25	Q	86	SER
25	Q	88	GLU
26	R	29	THR
26	R	64	VAL
27	S	3	THR
28	T	16	VAL
29	U	38	ILE
29	U	50	ALA
29	U	92	VAL
29	U	97	SER
31	W	12	GLY
31	W	48	ALA
31	W	52	CYS
31	W	70	VAL
31	W	77	LYS
32	X	2	ARG
33	Y	36	GLN
34	Z	3	THR
1	0	35	GLU
2	1	50	GLU
2	1	51	ALA
4	3	31	ILE
5	4	16	ILE
11	C	28	PRO
11	C	64	VAL
11	C	256	THR

*Continued on next page...*

*Continued from previous page...*

<b>Mol</b>	<b>Chain</b>	<b>Res</b>	<b>Type</b>
12	D	11	MET
12	D	91	THR
12	D	169	ARG
12	D	173	GLN
12	D	175	LEU
12	D	192	ALA
13	E	71	GLY
13	E	83	VAL
13	E	86	ALA
13	E	197	GLU
14	F	20	ASN
14	F	113	PHE
14	F	127	TYR
14	F	132	ARG
14	F	149	ARG
15	G	7	PRO
15	G	53	PRO
16	H	12	LEU
17	I	59	THR
18	J	44	TYR
18	J	98	GLU
18	J	125	TYR
19	K	16	ALA
20	L	41	ARG
21	M	78	LEU
21	M	84	LYS
21	M	111	GLU
22	N	32	GLU
22	N	117	ASP
23	O	60	GLU
23	O	77	ALA
25	Q	85	ALA
25	Q	101	ASP
26	R	98	ILE
27	S	64	ALA
27	S	95	ARG
27	S	96	ILE
28	T	38	ALA
28	T	49	LYS
28	T	55	VAL
28	T	68	LYS
28	T	70	HIS

*Continued on next page...*

*Continued from previous page...*

<b>Mol</b>	<b>Chain</b>	<b>Res</b>	<b>Type</b>
28	T	84	TYR
29	U	45	GLN
29	U	87	GLU
31	W	14	ASP
31	W	25	PHE
31	W	39	GLN
31	W	41	GLY
32	X	34	SER
32	X	61	LYS
32	X	69	GLU
32	X	76	LYS
33	Y	9	LYS
33	Y	17	GLU
33	Y	37	LEU
2	1	15	GLY
5	4	8	LYS
11	C	109	LEU
11	C	157	ALA
11	C	230	PRO
11	C	235	GLU
11	C	248	GLY
12	D	53	GLY
12	D	86	GLU
12	D	107	VAL
12	D	170	VAL
12	D	182	ALA
13	E	9	GLN
13	E	67	ARG
13	E	70	SER
14	F	133	GLU
16	H	8	LYS
16	H	9	VAL
16	H	25	TYR
17	I	6	ALA
17	I	83	ALA
19	K	14	SER
19	K	93	GLN
19	K	119	ALA
21	M	51	ARG
21	M	53	MET
21	M	58	LYS
21	M	60	GLN

*Continued on next page...*

*Continued from previous page...*

<b>Mol</b>	<b>Chain</b>	<b>Res</b>	<b>Type</b>
21	M	77	PRO
21	M	134	THR
24	P	65	ASN
24	P	86	LYS
25	Q	87	VAL
26	R	65	ALA
28	T	20	ALA
28	T	21	SER
29	U	26	ASN
29	U	83	GLY
29	U	85	ARG
29	U	101	THR
31	W	22	VAL
31	W	33	GLY
31	W	74	LYS
31	W	76	ARG
34	Z	34	THR
4	3	22	LYS
11	C	40	GLY
11	C	135	PRO
11	C	204	LEU
13	E	96	VAL
13	E	116	ASP
13	E	188	MET
14	F	2	LYS
15	G	16	VAL
15	G	33	THR
15	G	94	ARG
15	G	97	VAL
16	H	31	VAL
16	H	40	THR
16	H	53	GLU
17	I	3	LYS
17	I	7	TYR
17	I	20	SER
17	I	89	SER
18	J	14	ASP
19	K	73	ASP
20	L	19	LEU
22	N	41	ALA
22	N	42	LYS
23	O	89	ASP

*Continued on next page...*



*Continued from previous page...*

<b>Mol</b>	<b>Chain</b>	<b>Res</b>	<b>Type</b>
24	P	51	ASN
29	U	53	GLN
32	X	17	ARG
34	Z	39	ASP
11	C	30	ALA
11	C	37	SER
12	D	95	SER
12	D	109	VAL
12	D	159	LYS
14	F	83	PRO
18	J	65	THR
19	K	46	ALA
23	O	66	GLY
26	R	40	MET
26	R	53	PHE
31	W	68	PHE
31	W	78	PHE
17	I	97	VAL
18	J	124	VAL
20	L	87	GLY
21	M	26	VAL
26	R	49	ILE
29	U	54	PRO
4	3	6	VAL
13	E	177	PRO
14	F	150	GLY
15	G	167	VAL
33	Y	46	VAL
34	Z	35	VAL
15	G	78	VAL
15	G	153	PRO
17	I	23	VAL
30	V	67	GLY
12	D	63	PRO
12	D	151	THR
13	E	73	ILE
17	I	31	GLY
22	N	101	GLY
26	R	100	GLY
15	G	91	VAL
29	U	47	PRO

### 5.3.2 Protein sidechains [i](#)

In the following table, the Percentiles column shows the percent sidechain outliers of the chain as a percentile score with respect to all PDB entries followed by that with respect to all EM entries.

The Analysed column shows the number of residues for which the sidechain conformation was analysed, and the total number of residues.

Mol	Chain	Analysed	Rotameric	Outliers	Percentiles	
1	0	47/47 (100%)	39 (83%)	8 (17%)	2	12
2	1	45/45 (100%)	37 (82%)	8 (18%)	2	10
3	2	38/38 (100%)	27 (71%)	11 (29%)	0	2
4	3	51/51 (100%)	42 (82%)	9 (18%)	2	11
5	4	34/34 (100%)	28 (82%)	6 (18%)	2	11
11	C	216/216 (100%)	170 (79%)	46 (21%)	1	6
12	D	164/164 (100%)	133 (81%)	31 (19%)	1	9
13	E	165/165 (100%)	110 (67%)	55 (33%)	0	2
14	F	148/148 (100%)	116 (78%)	32 (22%)	1	6
15	G	137/137 (100%)	106 (77%)	31 (23%)	1	5
16	H	44/44 (100%)	34 (77%)	10 (23%)	1	5
17	I	109/109 (100%)	91 (84%)	18 (16%)	2	13
18	J	116/116 (100%)	92 (79%)	24 (21%)	1	7
19	K	103/103 (100%)	77 (75%)	26 (25%)	0	3
20	L	102/102 (100%)	82 (80%)	20 (20%)	1	8
21	M	109/109 (100%)	81 (74%)	28 (26%)	0	3
22	N	100/100 (100%)	82 (82%)	18 (18%)	1	10
23	O	86/86 (100%)	67 (78%)	19 (22%)	1	6
24	P	99/99 (100%)	66 (67%)	33 (33%)	0	2
25	Q	89/89 (100%)	68 (76%)	21 (24%)	1	4
26	R	84/84 (100%)	66 (79%)	18 (21%)	1	6
27	S	93/93 (100%)	72 (77%)	21 (23%)	1	5
28	T	80/80 (100%)	53 (66%)	27 (34%)	0	1
29	U	83/83 (100%)	66 (80%)	17 (20%)	1	7
30	V	78/78 (100%)	62 (80%)	16 (20%)	1	7
31	W	59/59 (100%)	38 (64%)	21 (36%)	0	1

*Continued on next page...*

*Continued from previous page...*

Mol	Chain	Analysed	Rotameric	Outliers	Percentiles	
32	X	67/67 (100%)	51 (76%)	16 (24%)	0	4
33	Y	55/55 (100%)	42 (76%)	13 (24%)	1	4
34	Z	48/48 (100%)	35 (73%)	13 (27%)	0	3
All	All	2649/2649 (100%)	2033 (77%)	616 (23%)	3	4

All (616) residues with a non-rotameric sidechain are listed below:

Mol	Chain	Res	Type
1	0	2	VAL
1	0	5	ASN
1	0	9	ARG
1	0	17	SER
1	0	25	THR
1	0	26	SER
1	0	28	SER
1	0	39	ARG
2	1	9	LYS
2	1	21	THR
2	1	29	LYS
2	1	33	LEU
2	1	35	LEU
2	1	41	VAL
2	1	42	VAL
2	1	45	HIS
3	2	1	MET
3	2	3	ARG
3	2	9	VAL
3	2	12	ARG
3	2	21	ARG
3	2	22	MET
3	2	26	ASN
3	2	39	ARG
3	2	42	LEU
3	2	43	THR
3	2	44	VAL
4	3	5	THR
4	3	7	ARG
4	3	29	ARG
4	3	30	HIS
4	3	31	ILE
4	3	49	VAL

*Continued on next page...*

*Continued from previous page...*

<b>Mol</b>	<b>Chain</b>	<b>Res</b>	<b>Type</b>
4	3	51	LYS
4	3	54	LEU
4	3	56	LEU
5	4	4	ARG
5	4	9	LYS
5	4	13	ASN
5	4	14	CYS
5	4	20	ASP
5	4	27	CYS
11	C	2	VAL
11	C	3	VAL
11	C	8	THR
11	C	12	ARG
11	C	17	LYS
11	C	18	VAL
11	C	20	ASN
11	C	35	LYS
11	C	38	LYS
11	C	43	ASN
11	C	49	THR
11	C	69	ASN
11	C	70	LYS
11	C	73	ILE
11	C	76	VAL
11	C	77	VAL
11	C	79	ARG
11	C	85	ASN
11	C	90	ILE
11	C	93	VAL
11	C	103	ILE
11	C	104	LEU
11	C	109	LEU
11	C	114	GLN
11	C	115	ILE
11	C	119	VAL
11	C	120	ASP
11	C	123	ILE
11	C	142	ASN
11	C	152	GLN
11	C	155	ARG
11	C	172	THR
11	C	173	LEU

*Continued on next page...*

*Continued from previous page...*

<b>Mol</b>	<b>Chain</b>	<b>Res</b>	<b>Type</b>
11	C	175	LEU
11	C	176	ARG
11	C	193	GLU
11	C	202	ARG
11	C	203	VAL
11	C	212	TRP
11	C	216	ARG
11	C	227	VAL
11	C	243	PRO
11	C	250	GLN
11	C	252	LYS
11	C	254	LYS
11	C	257	ARG
12	D	9	VAL
12	D	12	THR
12	D	13	ARG
12	D	16	THR
12	D	25	THR
12	D	43	ASP
12	D	46	ARG
12	D	64	GLU
12	D	70	LYS
12	D	73	VAL
12	D	89	GLU
12	D	90	PHE
12	D	91	THR
12	D	98	VAL
12	D	105	LYS
12	D	106	LYS
12	D	114	LYS
12	D	118	PHE
12	D	124	ARG
12	D	142	VAL
12	D	150	GLN
12	D	151	THR
12	D	159	LYS
12	D	170	VAL
12	D	176	ASP
12	D	183	GLU
12	D	186	LEU
12	D	197	THR
12	D	201	LEU

*Continued on next page...*

*Continued from previous page...*

<b>Mol</b>	<b>Chain</b>	<b>Res</b>	<b>Type</b>
12	D	203	VAL
12	D	207	VAL
13	E	12	LEU
13	E	18	THR
13	E	24	ASN
13	E	32	VAL
13	E	41	GLN
13	E	43	THR
13	E	44	ARG
13	E	46	GLN
13	E	51	GLU
13	E	55	SER
13	E	61	ARG
13	E	62	GLN
13	E	63	LYS
13	E	65	THR
13	E	69	ARG
13	E	70	SER
13	E	77	ILE
13	E	78	TRP
13	E	80	SER
13	E	88	ARG
13	E	90	GLN
13	E	91	ASP
13	E	107	SER
13	E	108	ILE
13	E	109	LEU
13	E	110	SER
13	E	113	VAL
13	E	116	ASP
13	E	118	LEU
13	E	119	ILE
13	E	121	VAL
13	E	123	LYS
13	E	124	PHE
13	E	125	SER
13	E	127	GLU
13	E	132	LYS
13	E	136	GLN
13	E	145	ASP
13	E	146	VAL
13	E	147	LEU

*Continued on next page...*

*Continued from previous page...*

<b>Mol</b>	<b>Chain</b>	<b>Res</b>	<b>Type</b>
13	E	148	ILE
13	E	149	ILE
13	E	153	LEU
13	E	159	LEU
13	E	163	ASN
13	E	167	VAL
13	E	169	VAL
13	E	170	ARG
13	E	171	ASP
13	E	175	ILE
13	E	178	VAL
13	E	186	VAL
13	E	197	GLU
13	E	198	GLU
13	E	200	LEU
14	F	3	LEU
14	F	8	LYS
14	F	9	ASP
14	F	12	VAL
14	F	17	THR
14	F	18	GLU
14	F	24	VAL
14	F	27	VAL
14	F	34	THR
14	F	35	LEU
14	F	36	ASN
14	F	37	MET
14	F	46	LYS
14	F	56	LEU
14	F	65	LEU
14	F	80	GLN
14	F	88	VAL
14	F	90	LEU
14	F	103	ILE
14	F	105	ILE
14	F	107	VAL
14	F	109	ARG
14	F	111	ARG
14	F	114	ARG
14	F	132	ARG
14	F	134	GLN
14	F	136	ILE

*Continued on next page...*



*Continued from previous page...*

<b>Mol</b>	<b>Chain</b>	<b>Res</b>	<b>Type</b>
14	F	151	LEU
14	F	153	ILE
14	F	154	THR
14	F	162	ASP
14	F	166	ARG
15	G	3	VAL
15	G	7	PRO
15	G	8	VAL
15	G	18	ILE
15	G	34	ARG
15	G	35	THR
15	G	40	VAL
15	G	50	THR
15	G	55	ASP
15	G	59	ASP
15	G	68	ARG
15	G	76	ILE
15	G	78	VAL
15	G	80	GLU
15	G	84	LYS
15	G	86	LEU
15	G	93	TYR
15	G	101	VAL
15	G	103	ASN
15	G	105	SER
15	G	116	LEU
15	G	120	ILE
15	G	123	GLU
15	G	132	LEU
15	G	138	GLN
15	G	140	ILE
15	G	142	GLN
15	G	159	LYS
15	G	165	ASP
15	G	170	THR
15	G	174	LYS
16	H	2	GLN
16	H	6	LEU
16	H	12	LEU
16	H	14	SER
16	H	18	GLN
16	H	28	ASN

*Continued on next page...*

*Continued from previous page...*

<b>Mol</b>	<b>Chain</b>	<b>Res</b>	<b>Type</b>
16	H	31	VAL
16	H	43	ASN
16	H	50	ARG
16	H	54	LEU
17	I	2	LYS
17	I	10	LEU
17	I	11	GLN
17	I	12	VAL
17	I	23	VAL
17	I	30	GLN
17	I	37	PHE
17	I	39	LYS
17	I	49	GLU
17	I	61	TYR
17	I	71	LYS
17	I	81	LYS
17	I	86	LYS
17	I	95	ASP
17	I	107	GLU
17	I	124	MET
17	I	126	ARG
17	I	135	MET
18	J	1	MET
18	J	2	LYS
18	J	3	THR
18	J	17	VAL
18	J	24	THR
18	J	25	LEU
18	J	30	THR
18	J	36	LEU
18	J	40	HIS
18	J	41	LYS
18	J	44	TYR
18	J	54	ILE
18	J	55	ILE
18	J	57	LEU
18	J	64	VAL
18	J	72	LYS
18	J	78	THR
18	J	85	LYS
18	J	90	GLU
18	J	103	ILE

*Continued on next page...*

*Continued from previous page...*

<b>Mol</b>	<b>Chain</b>	<b>Res</b>	<b>Type</b>
18	J	111	LYS
18	J	129	GLU
18	J	135	GLN
18	J	140	LEU
19	K	8	LEU
19	K	13	ASN
19	K	18	ARG
19	K	21	CYS
19	K	23	LYS
19	K	30	ARG
19	K	39	ILE
19	K	45	GLU
19	K	47	ILE
19	K	51	LYS
19	K	52	VAL
19	K	54	LYS
19	K	57	VAL
19	K	58	LEU
19	K	63	VAL
19	K	67	LYS
19	K	73	ASP
19	K	77	ILE
19	K	92	GLU
19	K	93	GLN
19	K	95	ILE
19	K	105	ARG
19	K	108	ARG
19	K	111	LYS
19	K	114	LYS
19	K	118	LEU
20	L	3	LEU
20	L	4	ASN
20	L	6	LEU
20	L	19	LEU
20	L	27	LEU
20	L	30	THR
20	L	39	LYS
20	L	48	ARG
20	L	55	MET
20	L	61	LEU
20	L	66	PHE
20	L	74	THR

*Continued on next page...*

*Continued from previous page...*

<b>Mol</b>	<b>Chain</b>	<b>Res</b>	<b>Type</b>
20	L	85	VAL
20	L	93	ASN
20	L	94	THR
20	L	101	ILE
20	L	110	VAL
20	L	111	ILE
20	L	118	THR
20	L	127	VAL
21	M	2	LEU
21	M	3	GLN
21	M	5	LYS
21	M	8	LYS
21	M	10	ARG
21	M	13	HIS
21	M	14	LYS
21	M	24	THR
21	M	27	SER
21	M	33	LEU
21	M	36	VAL
21	M	51	ARG
21	M	57	VAL
21	M	60	GLN
21	M	70	ASP
21	M	72	PRO
21	M	75	GLU
21	M	80	VAL
21	M	90	GLU
21	M	95	LEU
21	M	96	ILE
21	M	97	GLN
21	M	100	LYS
21	M	110	GLU
21	M	115	GLU
21	M	129	THR
21	M	131	VAL
21	M	134	THR
22	N	10	LEU
22	N	14	SER
22	N	18	GLN
22	N	31	HIS
22	N	33	ILE
22	N	35	LYS

*Continued on next page...*

*Continued from previous page...*

<b>Mol</b>	<b>Chain</b>	<b>Res</b>	<b>Type</b>
22	N	38	LEU
22	N	51	LEU
22	N	65	LEU
22	N	69	ARG
22	N	71	ARG
22	N	75	ILE
22	N	83	LEU
22	N	86	ARG
22	N	95	THR
22	N	109	PRO
22	N	117	ASP
22	N	118	ARG
23	O	2	ASP
23	O	4	LYS
23	O	9	ARG
23	O	16	ARG
23	O	17	LYS
23	O	18	LEU
23	O	58	ILE
23	O	80	GLU
23	O	81	ARG
23	O	83	LEU
23	O	84	GLU
23	O	89	ASP
23	O	94	ARG
23	O	100	HIS
23	O	103	VAL
23	O	106	LEU
23	O	111	ARG
23	O	115	LEU
23	O	116	GLN
24	P	3	ILE
24	P	6	GLN
24	P	7	LEU
24	P	9	GLN
24	P	14	GLN
24	P	16	VAL
24	P	18	SER
24	P	19	PHE
24	P	20	ARG
24	P	24	THR
24	P	28	LYS

*Continued on next page...*

*Continued from previous page...*

<b>Mol</b>	<b>Chain</b>	<b>Res</b>	<b>Type</b>
24	P	35	SER
24	P	36	LYS
24	P	37	LYS
24	P	38	ARG
24	P	39	LEU
24	P	40	GLN
24	P	52	ARG
24	P	56	SER
24	P	61	ARG
24	P	64	SER
24	P	69	VAL
24	P	75	THR
24	P	80	VAL
24	P	83	ILE
24	P	85	VAL
24	P	87	ARG
24	P	91	VAL
24	P	92	ARG
24	P	95	LYS
24	P	96	LEU
24	P	99	LEU
24	P	109	ILE
25	Q	2	ARG
25	Q	8	ILE
25	Q	10	ARG
25	Q	17	LEU
25	Q	29	ARG
25	Q	40	LYS
25	Q	43	GLN
25	Q	50	ARG
25	Q	58	GLN
25	Q	59	LEU
25	Q	63	ARG
25	Q	65	ASN
25	Q	69	ARG
25	Q	73	ILE
25	Q	87	VAL
25	Q	88	GLU
25	Q	89	ILE
25	Q	94	LEU
25	Q	96	ASP
25	Q	97	ILE

*Continued on next page...*

*Continued from previous page...*

<b>Mol</b>	<b>Chain</b>	<b>Res</b>	<b>Type</b>
25	Q	106	THR
26	R	1	MET
26	R	10	LYS
26	R	18	GLN
26	R	37	GLU
26	R	39	LEU
26	R	45	GLU
26	R	46	GLU
26	R	47	VAL
26	R	48	LYS
26	R	51	VAL
26	R	54	VAL
26	R	55	ASP
26	R	72	VAL
26	R	74	ILE
26	R	94	THR
26	R	97	LYS
26	R	99	THR
26	R	102	SER
27	S	1	MET
27	S	4	ILE
27	S	7	HIS
27	S	24	ILE
27	S	29	VAL
27	S	30	SER
27	S	33	LEU
27	S	37	THR
27	S	41	LYS
27	S	42	LYS
27	S	45	VAL
27	S	47	VAL
27	S	48	LYS
27	S	66	ILE
27	S	69	LEU
27	S	73	LYS
27	S	74	ILE
27	S	76	VAL
27	S	88	ARG
27	S	96	ILE
27	S	101	SER
28	T	2	ILE
28	T	3	ARG

*Continued on next page...*



*Continued from previous page...*

<b>Mol</b>	<b>Chain</b>	<b>Res</b>	<b>Type</b>
28	T	4	GLU
28	T	17	SER
28	T	18	GLU
28	T	28	ASN
28	T	29	THR
28	T	30	ILE
28	T	32	LEU
28	T	36	LYS
28	T	37	ASP
28	T	43	ILE
28	T	48	GLN
28	T	50	LEU
28	T	54	GLU
28	T	58	VAL
28	T	61	LEU
28	T	64	LYS
28	T	67	VAL
28	T	68	LYS
28	T	69	ARG
28	T	73	ARG
28	T	74	ILE
28	T	77	ARG
28	T	82	LYS
28	T	89	GLU
28	T	93	LEU
29	U	4	ILE
29	U	5	ARG
29	U	8	ASP
29	U	10	VAL
29	U	14	THR
29	U	18	LYS
29	U	29	SER
29	U	30	SER
29	U	33	VAL
29	U	42	LYS
29	U	43	LYS
29	U	52	ASN
29	U	61	GLU
29	U	67	SER
29	U	71	ILE
29	U	86	PHE
29	U	102	ILE

*Continued on next page...*

*Continued from previous page...*

<b>Mol</b>	<b>Chain</b>	<b>Res</b>	<b>Type</b>
30	V	1	MET
30	V	3	THR
30	V	5	ASN
30	V	10	LYS
30	V	12	GLN
30	V	20	LEU
30	V	29	ILE
30	V	35	GLU
30	V	41	GLU
30	V	42	LEU
30	V	46	LYS
30	V	51	GLN
30	V	55	GLU
30	V	60	VAL
30	V	65	VAL
30	V	84	PRO
31	W	13	ARG
31	W	14	ASP
31	W	15	SER
31	W	16	GLU
31	W	19	ARG
31	W	22	VAL
31	W	23	LYS
31	W	24	ARG
31	W	25	PHE
31	W	28	GLU
31	W	31	LEU
31	W	38	ARG
31	W	40	ARG
31	W	42	THR
31	W	45	HIS
31	W	49	ASN
31	W	54	ARG
31	W	58	LEU
31	W	67	LYS
31	W	76	ARG
31	W	77	LYS
32	X	10	ARG
32	X	17	ARG
32	X	19	HIS
32	X	24	THR
32	X	26	ARG

*Continued on next page...*

*Continued from previous page...*

Mol	Chain	Res	Type
32	X	27	ARG
32	X	29	LEU
32	X	34	SER
32	X	39	VAL
32	X	46	VAL
32	X	47	THR
32	X	58	ILE
32	X	65	THR
32	X	70	LEU
32	X	73	ARG
32	X	77	TYR
33	Y	14	LEU
33	Y	16	THR
33	Y	19	LEU
33	Y	21	LEU
33	Y	22	LEU
33	Y	29	ARG
33	Y	39	GLN
33	Y	42	LEU
33	Y	47	ARG
33	Y	55	THR
33	Y	56	LEU
33	Y	57	LEU
33	Y	59	GLU
34	Z	2	LYS
34	Z	3	THR
34	Z	8	GLN
34	Z	9	THR
34	Z	15	ARG
34	Z	23	LEU
34	Z	24	LEU
34	Z	31	ILE
34	Z	37	ARG
34	Z	43	ILE
34	Z	44	ARG
34	Z	54	VAL
34	Z	56	VAL

Sometimes sidechains can be flipped to improve hydrogen bonding and reduce clashes. All (111) such sidechains are listed below:

Mol	Chain	Res	Type
1	0	3	GLN

*Continued on next page...*

*Continued from previous page...*

<b>Mol</b>	<b>Chain</b>	<b>Res</b>	<b>Type</b>
1	0	4	GLN
1	0	41	HIS
3	2	6	GLN
3	2	13	ASN
3	2	16	HIS
4	3	27	ASN
4	3	30	HIS
5	4	13	ASN
5	4	35	GLN
5	4	37	GLN
11	C	14	HIS
11	C	20	ASN
11	C	59	GLN
11	C	89	ASN
11	C	114	GLN
11	C	141	HIS
11	C	142	ASN
11	C	152	GLN
11	C	199	HIS
11	C	229	HIS
11	C	238	ASN
11	C	242	HIS
11	C	250	GLN
12	D	32	ASN
12	D	42	ASN
12	D	49	GLN
12	D	126	ASN
12	D	130	GLN
12	D	150	GLN
13	E	24	ASN
13	E	29	HIS
13	E	30	GLN
13	E	41	GLN
13	E	46	GLN
13	E	62	GLN
13	E	97	ASN
13	E	136	GLN
14	F	4	HIS
14	F	22	ASN
14	F	26	GLN
14	F	134	GLN
15	G	72	ASN

*Continued on next page...*

*Continued from previous page...*

<b>Mol</b>	<b>Chain</b>	<b>Res</b>	<b>Type</b>
15	G	100	ASN
15	G	103	ASN
16	H	18	GLN
16	H	20	ASN
16	H	33	GLN
16	H	43	ASN
17	I	5	GLN
17	I	30	GLN
17	I	110	GLN
18	J	40	HIS
18	J	58	ASN
18	J	76	HIS
18	J	77	HIS
18	J	130	HIS
19	K	3	GLN
19	K	5	GLN
19	K	88	ASN
19	K	89	ASN
20	L	4	ASN
20	L	54	GLN
20	L	93	ASN
20	L	104	GLN
21	M	3	GLN
21	M	88	ASN
22	N	9	GLN
22	N	11	ASN
22	N	18	GLN
22	N	62	ASN
22	N	73	ASN
22	N	107	ASN
23	O	19	GLN
23	O	34	HIS
23	O	98	GLN
23	O	116	GLN
24	P	9	GLN
24	P	11	GLN
24	P	40	GLN
24	P	65	ASN
24	P	74	GLN
25	Q	43	GLN
25	Q	51	GLN
25	Q	55	GLN

*Continued on next page...*

*Continued from previous page...*

Mol	Chain	Res	Type
25	Q	65	ASN
26	R	18	GLN
26	R	43	ASN
27	S	15	GLN
27	S	40	ASN
27	S	57	ASN
27	S	61	ASN
28	T	48	GLN
28	T	72	GLN
28	T	91	GLN
29	U	52	ASN
29	U	65	GLN
29	U	73	ASN
30	V	5	ASN
30	V	44	HIS
30	V	51	GLN
30	V	80	HIS
30	V	88	HIS
31	W	39	GLN
32	X	5	GLN
32	X	22	ASN
33	Y	15	ASN
33	Y	20	ASN
33	Y	27	ASN
33	Y	41	HIS
33	Y	58	ASN

### 5.3.3 RNA [i](#)

Mol	Chain	Analysed	Backbone Outliers	Pucker Outliers
10	B	115/118 (97%)	34 (29%)	17 (14%)
6	5	0/2	-	-
8	7	2/3 (66%)	0	0
9	A	2848/2904 (98%)	908 (31%)	423 (14%)
All	All	2965/3027 (97%)	942 (31%)	440 (14%)

All (942) RNA backbone outliers are listed below:

Mol	Chain	Res	Type
9	A	10	A
9	A	13	A

*Continued on next page...*

*Continued from previous page...*

<b>Mol</b>	<b>Chain</b>	<b>Res</b>	<b>Type</b>
9	A	14	A
9	A	15	G
9	A	23	G
9	A	27	G
9	A	28	A
9	A	31	C
9	A	34	U
9	A	35	G
9	A	36	G
9	A	38	A
9	A	39	G
9	A	42	A
9	A	43	G
9	A	45	G
9	A	46	G
9	A	49	A
9	A	50	U
9	A	52	A
9	A	53	A
9	A	58	G
9	A	61	C
9	A	63	A
9	A	64	A
9	A	70	G
9	A	71	A
9	A	74	A
9	A	75	G
9	A	76	C
9	A	78	U
9	A	82	U
9	A	84	A
9	A	85	G
9	A	86	G
9	A	92	U
9	A	93	G
9	A	101	A
9	A	118	A
9	A	119	A
9	A	120	U
9	A	121	G
9	A	126	A
9	A	127	A

*Continued on next page...*

*Continued from previous page...*

<b>Mol</b>	<b>Chain</b>	<b>Res</b>	<b>Type</b>
9	A	128	C
9	A	131	A
9	A	134	G
9	A	137	U
9	A	138	U
9	A	139	U
9	A	140	C
9	A	141	G
9	A	142	A
9	A	143	C
9	A	144	A
9	A	145	C
9	A	147	C
9	A	162	U
9	A	163	C
9	A	164	C
9	A	165	A
9	A	166	U
9	A	196	A
9	A	197	A
9	A	198	C
9	A	199	A
9	A	200	U
9	A	204	A
9	A	205	G
9	A	206	U
9	A	207	A
9	A	214	G
9	A	216	A
9	A	221	A
9	A	222	A
9	A	223	A
9	A	224	U
9	A	225	C
9	A	226	A
9	A	227	A
9	A	228	C
9	A	230	G
9	A	231	A
9	A	232	G
9	A	233	A
9	A	239	C

*Continued on next page...*



*Continued from previous page...*

<b>Mol</b>	<b>Chain</b>	<b>Res</b>	<b>Type</b>
9	A	241	A
9	A	242	G
9	A	243	U
9	A	244	A
9	A	248	G
9	A	249	C
9	A	250	G
9	A	255	A
9	A	265	A
9	A	266	G
9	A	267	C
9	A	268	C
9	A	271	G
9	A	272	A
9	A	273	G
9	A	274	C
9	A	276	U
9	A	279	A
9	A	281	C
9	A	285	G
9	A	291	G
9	A	299	A
9	A	301	G
9	A	302	C
9	A	303	G
9	A	306	U
9	A	310	A
9	A	312	G
9	A	313	G
9	A	322	A
9	A	329	G
9	A	330	A
9	A	331	C
9	A	341	C
9	A	346	A
9	A	347	A
9	A	349	U
9	A	353	C
9	A	359	G
9	A	361	G
9	A	369	U
9	A	370	G

*Continued on next page...*

*Continued from previous page...*

<b>Mol</b>	<b>Chain</b>	<b>Res</b>	<b>Type</b>
9	A	371	A
9	A	372	G
9	A	373	U
9	A	375	G
9	A	383	C
9	A	386	G
9	A	387	U
9	A	388	G
9	A	389	G
9	A	391	A
9	A	396	G
9	A	399	U
9	A	404	A
9	A	405	U
9	A	406	G
9	A	411	G
9	A	412	A
9	A	413	C
9	A	422	A
9	A	423	A
9	A	424	G
9	A	425	G
9	A	435	C
9	A	439	A
9	A	440	C
9	A	443	A
9	A	446	G
9	A	447	A
9	A	452	G
9	A	454	A
9	A	455	C
9	A	457	A
9	A	459	U
9	A	460	A
9	A	474	G
9	A	475	C
9	A	476	G
9	A	479	A
9	A	480	A
9	A	481	G
9	A	482	A
9	A	489	G

*Continued on next page...*

*Continued from previous page...*

<b>Mol</b>	<b>Chain</b>	<b>Res</b>	<b>Type</b>
9	A	490	C
9	A	491	G
9	A	492	A
9	A	504	A
9	A	505	A
9	A	507	A
9	A	508	A
9	A	509	C
9	A	510	C
9	A	512	G
9	A	513	A
9	A	514	A
9	A	522	A
9	A	528	A
9	A	529	A
9	A	530	G
9	A	531	C
9	A	532	A
9	A	533	G
9	A	538	A
9	A	544	C
9	A	546	U
9	A	547	A
9	A	548	G
9	A	549	G
9	A	550	C
9	A	555	G
9	A	556	A
9	A	563	A
9	A	571	U
9	A	572	A
9	A	573	U
9	A	574	A
9	A	575	A
9	A	581	C
9	A	582	A
9	A	586	A
9	A	587	C
9	A	588	U
9	A	604	G
9	A	605	G
9	A	613	A

*Continued on next page...*

*Continued from previous page...*

<b>Mol</b>	<b>Chain</b>	<b>Res</b>	<b>Type</b>
9	A	614	A
9	A	615	U
9	A	621	A
9	A	626	A
9	A	627	A
9	A	628	G
9	A	631	A
9	A	637	A
9	A	638	G
9	A	641	U
9	A	645	C
9	A	646	U
9	A	647	G
9	A	648	G
9	A	651	G
9	A	653	U
9	A	654	A
9	A	655	A
9	A	656	G
9	A	664	G
9	A	685	A
9	A	686	U
9	A	698	C
9	A	705	A
9	A	727	A
9	A	728	G
9	A	729	G
9	A	730	A
9	A	738	G
9	A	740	C
9	A	747	U
9	A	748	G
9	A	755	U
9	A	762	U
9	A	763	G
9	A	764	A
9	A	765	C
9	A	774	G
9	A	775	G
9	A	776	G
9	A	782	A
9	A	784	G

*Continued on next page...*

*Continued from previous page...*

<b>Mol</b>	<b>Chain</b>	<b>Res</b>	<b>Type</b>
9	A	785	G
9	A	788	A
9	A	789	A
9	A	791	C
9	A	792	A
9	A	801	G
9	A	803	U
9	A	805	G
9	A	806	C
9	A	812	C
9	A	819	A
9	A	822	G
9	A	827	U
9	A	828	U
9	A	829	A
9	A	830	G
9	A	836	G
9	A	845	A
9	A	846	U
9	A	847	U
9	A	848	C
9	A	852	U
9	A	858	G
9	A	859	G
9	A	860	U
9	A	861	A
9	A	865	C
9	A	866	A
9	A	867	C
9	A	876	C
9	A	877	A
9	A	878	A
9	A	879	G
9	A	885	C
9	A	896	A
9	A	897	C
9	A	910	A
9	A	914	G
9	A	915	C
9	A	916	G
9	A	932	U
9	A	933	A

*Continued on next page...*

*Continued from previous page...*

<b>Mol</b>	<b>Chain</b>	<b>Res</b>	<b>Type</b>
9	A	934	U
9	A	941	A
9	A	945	A
9	A	946	C
9	A	955	U
9	A	956	G
9	A	958	U
9	A	959	A
9	A	961	C
9	A	962	G
9	A	974	G
9	A	977	G
9	A	983	A
9	A	985	C
9	A	989	G
9	A	990	A
9	A	991	C
9	A	995	C
9	A	996	A
9	A	997	G
9	A	1009	A
9	A	1011	G
9	A	1012	U
9	A	1013	C
9	A	1020	A
9	A	1021	A
9	A	1022	G
9	A	1023	U
9	A	1024	G
9	A	1025	G
9	A	1026	G
9	A	1027	A
9	A	1033	U
9	A	1034	G
9	A	1040	A
9	A	1044	C
9	A	1045	C
9	A	1046	A
9	A	1047	G
9	A	1057	A
9	A	1060	U
9	A	1061	U

*Continued on next page...*

*Continued from previous page...*

<b>Mol</b>	<b>Chain</b>	<b>Res</b>	<b>Type</b>
9	A	1062	G
9	A	1063	G
9	A	1064	C
9	A	1065	U
9	A	1066	U
9	A	1070	A
9	A	1071	G
9	A	1073	A
9	A	1074	G
9	A	1075	C
9	A	1078	U
9	A	1080	A
9	A	1081	U
9	A	1083	U
9	A	1084	A
9	A	1088	A
9	A	1098	A
9	A	1111	A
9	A	1112	G
9	A	1115	G
9	A	1120	G
9	A	1128	G
9	A	1129	A
9	A	1130	U
9	A	1132	U
9	A	1133	A
9	A	1135	C
9	A	1136	G
9	A	1139	G
9	A	1142	A
9	A	1144	A
9	A	1145	C
9	A	1151	A
9	A	1154	G
9	A	1156	A
9	A	1157	G
9	A	1158	C
9	A	1162	G
9	A	1172	C
9	A	1175	A
9	A	1176	U
9	A	1180	U

*Continued on next page...*

*Continued from previous page...*

<b>Mol</b>	<b>Chain</b>	<b>Res</b>	<b>Type</b>
9	A	1181	U
9	A	1185	G
9	A	1186	G
9	A	1189	A
9	A	1190	G
9	A	1204	A
9	A	1205	A
9	A	1206	G
9	A	1210	G
9	A	1213	A
9	A	1238	G
9	A	1247	A
9	A	1248	G
9	A	1249	U
9	A	1250	G
9	A	1251	C
9	A	1253	A
9	A	1254	A
9	A	1255	U
9	A	1256	G
9	A	1262	A
9	A	1266	G
9	A	1271	G
9	A	1272	A
9	A	1273	U
9	A	1276	A
9	A	1284	A
9	A	1287	A
9	A	1288	G
9	A	1289	C
9	A	1290	C
9	A	1297	C
9	A	1300	G
9	A	1301	A
9	A	1303	G
9	A	1319	C
9	A	1320	C
9	A	1321	A
9	A	1324	G
9	A	1325	U
9	A	1327	A
9	A	1328	A

*Continued on next page...*



*Continued from previous page...*

<b>Mol</b>	<b>Chain</b>	<b>Res</b>	<b>Type</b>
9	A	1329	U
9	A	1330	C
9	A	1336	A
9	A	1340	U
9	A	1341	G
9	A	1343	G
9	A	1344	U
9	A	1345	C
9	A	1349	C
9	A	1350	C
9	A	1352	U
9	A	1356	G
9	A	1360	G
9	A	1365	A
9	A	1368	G
9	A	1377	G
9	A	1378	A
9	A	1379	U
9	A	1380	G
9	A	1383	A
9	A	1386	C
9	A	1395	A
9	A	1397	U
9	A	1398	C
9	A	1399	C
9	A	1403	A
9	A	1407	G
9	A	1415	U
9	A	1416	G
9	A	1417	C
9	A	1418	G
9	A	1419	A
9	A	1420	A
9	A	1421	G
9	A	1422	G
9	A	1425	G
9	A	1427	A
9	A	1428	C
9	A	1429	G
9	A	1434	A
9	A	1435	G
9	A	1436	G

*Continued on next page...*

*Continued from previous page...*

<b>Mol</b>	<b>Chain</b>	<b>Res</b>	<b>Type</b>
9	A	1440	U
9	A	1452	G
9	A	1453	A
9	A	1455	G
9	A	1459	G
9	A	1460	U
9	A	1461	C
9	A	1462	C
9	A	1463	C
9	A	1475	G
9	A	1476	U
9	A	1477	A
9	A	1482	G
9	A	1490	A
9	A	1491	G
9	A	1492	G
9	A	1494	A
9	A	1495	A
9	A	1497	U
9	A	1498	C
9	A	1499	C
9	A	1504	A
9	A	1507	C
9	A	1509	A
9	A	1510	G
9	A	1511	G
9	A	1512	C
9	A	1515	A
9	A	1522	A
9	A	1523	U
9	A	1527	G
9	A	1528	A
9	A	1533	C
9	A	1534	U
9	A	1535	A
9	A	1536	C
9	A	1537	G
9	A	1538	G
9	A	1540	G
9	A	1554	U
9	A	1555	G
9	A	1558	C

*Continued on next page...*

*Continued from previous page...*

<b>Mol</b>	<b>Chain</b>	<b>Res</b>	<b>Type</b>
9	A	1559	U
9	A	1564	C
9	A	1566	A
9	A	1569	A
9	A	1574	C
9	A	1578	U
9	A	1581	G
9	A	1583	A
9	A	1584	U
9	A	1585	C
9	A	1588	G
9	A	1603	A
9	A	1606	C
9	A	1607	C
9	A	1608	A
9	A	1609	A
9	A	1610	A
9	A	1613	G
9	A	1615	C
9	A	1616	A
9	A	1627	G
9	A	1628	G
9	A	1634	A
9	A	1635	A
9	A	1639	C
9	A	1647	U
9	A	1648	U
9	A	1649	G
9	A	1651	G
9	A	1652	A
9	A	1654	A
9	A	1674	G
9	A	1675	C
9	A	1695	G
9	A	1696	G
9	A	1698	A
9	A	1699	G
9	A	1700	A
9	A	1701	A
9	A	1707	G
9	A	1708	C
9	A	1713	A

*Continued on next page...*

*Continued from previous page...*

<b>Mol</b>	<b>Chain</b>	<b>Res</b>	<b>Type</b>
9	A	1714	U
9	A	1715	G
9	A	1716	U
9	A	1717	A
9	A	1720	U
9	A	1729	U
9	A	1730	C
9	A	1732	C
9	A	1733	G
9	A	1734	G
9	A	1735	A
9	A	1736	U
9	A	1737	G
9	A	1738	G
9	A	1739	A
9	A	1740	G
9	A	1744	A
9	A	1754	A
9	A	1755	A
9	A	1758	U
9	A	1759	A
9	A	1760	C
9	A	1764	C
9	A	1769	U
9	A	1773	A
9	A	1776	G
9	A	1782	U
9	A	1783	A
9	A	1785	A
9	A	1786	A
9	A	1787	A
9	A	1788	C
9	A	1791	A
9	A	1798	U
9	A	1799	G
9	A	1800	C
9	A	1801	A
9	A	1802	A
9	A	1807	G
9	A	1808	A
9	A	1815	A
9	A	1816	C

*Continued on next page...*

*Continued from previous page...*

<b>Mol</b>	<b>Chain</b>	<b>Res</b>	<b>Type</b>
9	A	1817	G
9	A	1819	A
9	A	1821	A
9	A	1829	A
9	A	1838	C
9	A	1839	G
9	A	1848	A
9	A	1849	G
9	A	1857	G
9	A	1858	A
9	A	1859	U
9	A	1866	A
9	A	1867	G
9	A	1871	A
9	A	1872	A
9	A	1873	G
9	A	1885	A
9	A	1886	U
9	A	1900	A
9	A	1906	G
9	A	1907	G
9	A	1913	A
9	A	1914	C
9	A	1918	A
9	A	1919	A
9	A	1920	C
9	A	1926	U
9	A	1927	A
9	A	1929	G
9	A	1930	G
9	A	1931	U
9	A	1932	A
9	A	1935	G
9	A	1936	A
9	A	1937	A
9	A	1938	A
9	A	1941	C
9	A	1943	U
9	A	1944	U
9	A	1945	G
9	A	1946	U
9	A	1955	U

*Continued on next page...*

*Continued from previous page...*

<b>Mol</b>	<b>Chain</b>	<b>Res</b>	<b>Type</b>
9	A	1960	A
9	A	1962	C
9	A	1963	U
9	A	1964	G
9	A	1966	A
9	A	1967	C
9	A	1968	G
9	A	1970	A
9	A	1971	U
9	A	1972	G
9	A	1975	G
9	A	1979	U
9	A	1980	G
9	A	1981	A
9	A	1986	C
9	A	1991	U
9	A	1993	U
9	A	1996	C
9	A	1997	C
9	A	2011	U
9	A	2022	U
9	A	2023	C
9	A	2030	A
9	A	2031	A
9	A	2032	G
9	A	2033	A
9	A	2036	C
9	A	2043	C
9	A	2049	G
9	A	2051	A
9	A	2052	A
9	A	2055	C
9	A	2056	G
9	A	2060	A
9	A	2061	G
9	A	2064	C
9	A	2068	U
9	A	2069	G
9	A	2072	C
9	A	2086	U
9	A	2092	U
9	A	2093	G

*Continued on next page...*

*Continued from previous page...*

<b>Mol</b>	<b>Chain</b>	<b>Res</b>	<b>Type</b>
9	A	2104	C
9	A	2106	U
9	A	2107	G
9	A	2109	U
9	A	2110	G
9	A	2134	A
9	A	2135	A
9	A	2136	G
9	A	2137	U
9	A	2138	G
9	A	2140	G
9	A	2143	C
9	A	2144	G
9	A	2145	C
9	A	2147	A
9	A	2148	G
9	A	2149	U
9	A	2150	C
9	A	2155	U
9	A	2156	G
9	A	2180	U
9	A	2181	U
9	A	2183	A
9	A	2184	A
9	A	2190	G
9	A	2197	U
9	A	2198	A
9	A	2199	A
9	A	2200	C
9	A	2203	U
9	A	2204	G
9	A	2210	U
9	A	2211	A
9	A	2212	A
9	A	2214	C
9	A	2215	C
9	A	2225	A
9	A	2226	C
9	A	2230	G
9	A	2238	G
9	A	2239	G
9	A	2243	U

*Continued on next page...*

*Continued from previous page...*

<b>Mol</b>	<b>Chain</b>	<b>Res</b>	<b>Type</b>
9	A	2248	C
9	A	2250	G
9	A	2258	C
9	A	2259	U
9	A	2262	U
9	A	2267	A
9	A	2268	A
9	A	2269	G
9	A	2273	A
9	A	2275	C
9	A	2276	G
9	A	2278	A
9	A	2283	C
9	A	2284	A
9	A	2286	G
9	A	2287	A
9	A	2296	U
9	A	2297	A
9	A	2305	U
9	A	2307	G
9	A	2308	G
9	A	2309	A
9	A	2310	C
9	A	2312	U
9	A	2320	U
9	A	2321	U
9	A	2322	A
9	A	2325	G
9	A	2326	C
9	A	2327	A
9	A	2330	G
9	A	2333	A
9	A	2334	U
9	A	2335	A
9	A	2336	A
9	A	2337	G
9	A	2338	C
9	A	2344	U
9	A	2345	G
9	A	2347	C
9	A	2353	G
9	A	2358	A

*Continued on next page...*



*Continued from previous page...*

<b>Mol</b>	<b>Chain</b>	<b>Res</b>	<b>Type</b>
9	A	2361	G
9	A	2383	G
9	A	2385	C
9	A	2389	G
9	A	2392	A
9	A	2402	U
9	A	2403	C
9	A	2406	A
9	A	2407	A
9	A	2408	U
9	A	2418	A
9	A	2423	U
9	A	2424	C
9	A	2425	A
9	A	2426	A
9	A	2427	C
9	A	2428	G
9	A	2429	G
9	A	2430	A
9	A	2431	U
9	A	2432	A
9	A	2435	A
9	A	2439	A
9	A	2440	C
9	A	2441	U
9	A	2447	G
9	A	2448	A
9	A	2459	A
9	A	2460	U
9	A	2468	A
9	A	2469	A
9	A	2476	A
9	A	2477	U
9	A	2482	A
9	A	2490	G
9	A	2491	U
9	A	2497	A
9	A	2501	C
9	A	2502	G
9	A	2503	A
9	A	2504	U
9	A	2505	G

*Continued on next page...*

*Continued from previous page...*

<b>Mol</b>	<b>Chain</b>	<b>Res</b>	<b>Type</b>
9	A	2508	G
9	A	2515	C
9	A	2518	A
9	A	2520	C
9	A	2525	G
9	A	2529	G
9	A	2542	A
9	A	2547	A
9	A	2550	G
9	A	2554	U
9	A	2566	A
9	A	2567	G
9	A	2572	A
9	A	2573	C
9	A	2574	G
9	A	2576	G
9	A	2580	U
9	A	2582	G
9	A	2602	A
9	A	2609	U
9	A	2610	C
9	A	2611	C
9	A	2613	U
9	A	2615	U
9	A	2616	C
9	A	2621	G
9	A	2622	U
9	A	2623	G
9	A	2629	U
9	A	2630	G
9	A	2632	A
9	A	2638	G
9	A	2639	A
9	A	2646	C
9	A	2652	C
9	A	2654	A
9	A	2655	G
9	A	2656	U
9	A	2657	A
9	A	2660	A
9	A	2662	A
9	A	2663	G

*Continued on next page...*

*Continued from previous page...*

<b>Mol</b>	<b>Chain</b>	<b>Res</b>	<b>Type</b>
9	A	2669	G
9	A	2672	U
9	A	2673	G
9	A	2674	G
9	A	2680	U
9	A	2681	C
9	A	2682	A
9	A	2689	U
9	A	2690	U
9	A	2712	C
9	A	2713	U
9	A	2714	G
9	A	2716	C
9	A	2724	U
9	A	2726	A
9	A	2727	A
9	A	2729	G
9	A	2730	C
9	A	2731	G
9	A	2732	G
9	A	2733	A
9	A	2743	U
9	A	2748	A
9	A	2750	A
9	A	2751	G
9	A	2756	U
9	A	2757	A
9	A	2758	A
9	A	2765	A
9	A	2771	C
9	A	2777	G
9	A	2778	A
9	A	2779	U
9	A	2781	A
9	A	2791	G
9	A	2798	U
9	A	2799	A
9	A	2800	A
9	A	2801	G
9	A	2806	C
9	A	2808	G
9	A	2809	A

*Continued on next page...*

*Continued from previous page...*

<b>Mol</b>	<b>Chain</b>	<b>Res</b>	<b>Type</b>
9	A	2820	A
9	A	2821	A
9	A	2825	G
9	A	2832	U
9	A	2833	U
9	A	2835	A
9	A	2836	U
9	A	2848	G
9	A	2849	U
9	A	2861	U
9	A	2862	G
9	A	2866	U
9	A	2867	G
9	A	2873	A
9	A	2874	C
9	A	2879	A
9	A	2880	C
9	A	2883	A
9	A	2884	U
9	A	2886	A
9	A	2890	G
9	A	2893	A
9	A	2894	G
9	A	2895	G
10	B	9	G
10	B	12	C
10	B	13	G
10	B	15	A
10	B	16	G
10	B	24	G
10	B	25	U
10	B	26	C
10	B	35	C
10	B	37	C
10	B	40	U
10	B	41	G
10	B	42	C
10	B	43	C
10	B	44	G
10	B	45	A
10	B	46	A
10	B	52	A

*Continued on next page...*

*Continued from previous page...*

<b>Mol</b>	<b>Chain</b>	<b>Res</b>	<b>Type</b>
10	B	53	A
10	B	56	G
10	B	57	A
10	B	58	A
10	B	66	A
10	B	67	G
10	B	74	U
10	B	84	G
10	B	87	U
10	B	88	C
10	B	89	U
10	B	90	C
10	B	91	C
10	B	93	C
10	B	99	A
10	B	109	A

All (440) RNA pucker outliers are listed below:

<b>Mol</b>	<b>Chain</b>	<b>Res</b>	<b>Type</b>
9	A	13	A
9	A	14	A
9	A	27	G
9	A	33	C
9	A	34	U
9	A	35	G
9	A	36	G
9	A	49	A
9	A	52	A
9	A	60	G
9	A	62	U
9	A	63	A
9	A	70	G
9	A	73	A
9	A	74	A
9	A	75	G
9	A	84	A
9	A	85	G
9	A	91	A
9	A	92	U
9	A	100	U
9	A	119	A

*Continued on next page...*

*Continued from previous page...*

<b>Mol</b>	<b>Chain</b>	<b>Res</b>	<b>Type</b>
9	A	125	A
9	A	126	A
9	A	137	U
9	A	143	C
9	A	144	A
9	A	162	U
9	A	164	C
9	A	165	A
9	A	177	G
9	A	196	A
9	A	199	A
9	A	204	A
9	A	206	U
9	A	215	G
9	A	221	A
9	A	223	A
9	A	227	A
9	A	229	C
9	A	232	G
9	A	238	C
9	A	239	C
9	A	241	A
9	A	243	U
9	A	249	C
9	A	265	A
9	A	266	G
9	A	271	G
9	A	273	G
9	A	301	G
9	A	302	C
9	A	310	A
9	A	312	G
9	A	321	U
9	A	324	A
9	A	345	A
9	A	346	A
9	A	369	U
9	A	373	U
9	A	386	G
9	A	388	G
9	A	390	U
9	A	403	U

*Continued on next page...*

*Continued from previous page...*

<b>Mol</b>	<b>Chain</b>	<b>Res</b>	<b>Type</b>
9	A	404	A
9	A	411	G
9	A	412	A
9	A	413	C
9	A	421	C
9	A	422	A
9	A	434	U
9	A	435	C
9	A	442	G
9	A	443	A
9	A	446	G
9	A	454	A
9	A	459	U
9	A	474	G
9	A	475	C
9	A	479	A
9	A	480	A
9	A	481	G
9	A	482	A
9	A	489	G
9	A	491	G
9	A	503	A
9	A	506	G
9	A	507	A
9	A	509	C
9	A	512	G
9	A	513	A
9	A	527	C
9	A	529	A
9	A	531	C
9	A	555	G
9	A	571	U
9	A	572	A
9	A	573	U
9	A	587	C
9	A	603	A
9	A	604	G
9	A	613	A
9	A	620	G
9	A	627	A
9	A	637	A
9	A	645	C

*Continued on next page...*

*Continued from previous page...*

<b>Mol</b>	<b>Chain</b>	<b>Res</b>	<b>Type</b>
9	A	654	A
9	A	655	A
9	A	669	G
9	A	685	A
9	A	704	G
9	A	726	G
9	A	727	A
9	A	729	G
9	A	746	U
9	A	747	U
9	A	753	A
9	A	762	U
9	A	763	G
9	A	764	A
9	A	765	C
9	A	774	G
9	A	788	A
9	A	790	U
9	A	800	A
9	A	805	G
9	A	829	A
9	A	846	U
9	A	847	U
9	A	858	G
9	A	860	U
9	A	865	C
9	A	866	A
9	A	914	G
9	A	915	C
9	A	931	U
9	A	933	A
9	A	934	U
9	A	945	A
9	A	946	C
9	A	957	C
9	A	958	U
9	A	961	C
9	A	973	A
9	A	984	A
9	A	988	A
9	A	990	A
9	A	995	C

*Continued on next page...*



*Continued from previous page...*

<b>Mol</b>	<b>Chain</b>	<b>Res</b>	<b>Type</b>
9	A	996	A
9	A	1008	A
9	A	1009	A
9	A	1011	G
9	A	1013	C
9	A	1020	A
9	A	1021	A
9	A	1022	G
9	A	1023	U
9	A	1025	G
9	A	1026	G
9	A	1033	U
9	A	1045	C
9	A	1046	A
9	A	1048	A
9	A	1060	U
9	A	1062	G
9	A	1063	G
9	A	1074	G
9	A	1112	G
9	A	1116	G
9	A	1128	G
9	A	1135	C
9	A	1141	U
9	A	1150	C
9	A	1151	A
9	A	1157	G
9	A	1204	A
9	A	1206	G
9	A	1210	G
9	A	1213	A
9	A	1236	G
9	A	1247	A
9	A	1249	U
9	A	1250	G
9	A	1254	A
9	A	1255	U
9	A	1267	U
9	A	1275	A
9	A	1276	A
9	A	1286	A
9	A	1287	A

*Continued on next page...*

*Continued from previous page...*

<b>Mol</b>	<b>Chain</b>	<b>Res</b>	<b>Type</b>
9	A	1288	G
9	A	1289	C
9	A	1300	G
9	A	1303	G
9	A	1311	G
9	A	1320	C
9	A	1321	A
9	A	1324	G
9	A	1327	A
9	A	1329	U
9	A	1330	C
9	A	1340	U
9	A	1343	G
9	A	1359	A
9	A	1360	G
9	A	1378	A
9	A	1379	U
9	A	1386	C
9	A	1396	U
9	A	1398	C
9	A	1403	A
9	A	1407	G
9	A	1416	G
9	A	1417	C
9	A	1419	A
9	A	1421	G
9	A	1427	A
9	A	1429	G
9	A	1434	A
9	A	1435	G
9	A	1451	C
9	A	1455	G
9	A	1458	U
9	A	1459	G
9	A	1461	C
9	A	1475	G
9	A	1476	U
9	A	1490	A
9	A	1491	G
9	A	1493	C
9	A	1494	A
9	A	1497	U

*Continued on next page...*

*Continued from previous page...*

<b>Mol</b>	<b>Chain</b>	<b>Res</b>	<b>Type</b>
9	A	1498	C
9	A	1508	A
9	A	1510	G
9	A	1522	A
9	A	1535	A
9	A	1537	G
9	A	1554	U
9	A	1555	G
9	A	1558	C
9	A	1565	C
9	A	1602	U
9	A	1603	A
9	A	1606	C
9	A	1615	C
9	A	1626	A
9	A	1627	G
9	A	1634	A
9	A	1644	C
9	A	1647	U
9	A	1653	G
9	A	1654	A
9	A	1674	G
9	A	1675	C
9	A	1693	U
9	A	1695	G
9	A	1698	A
9	A	1700	A
9	A	1706	C
9	A	1707	G
9	A	1713	A
9	A	1714	U
9	A	1716	U
9	A	1717	A
9	A	1732	C
9	A	1734	G
9	A	1735	A
9	A	1738	G
9	A	1739	A
9	A	1757	A
9	A	1759	A
9	A	1782	U
9	A	1784	A

*Continued on next page...*

*Continued from previous page...*

<b>Mol</b>	<b>Chain</b>	<b>Res</b>	<b>Type</b>
9	A	1786	A
9	A	1787	A
9	A	1799	G
9	A	1808	A
9	A	1815	A
9	A	1816	C
9	A	1818	U
9	A	1838	C
9	A	1847	A
9	A	1848	A
9	A	1857	G
9	A	1858	A
9	A	1865	U
9	A	1866	A
9	A	1870	C
9	A	1871	A
9	A	1872	A
9	A	1884	G
9	A	1885	A
9	A	1900	A
9	A	1918	A
9	A	1919	A
9	A	1920	C
9	A	1929	G
9	A	1931	U
9	A	1936	A
9	A	1941	C
9	A	1942	C
9	A	1943	U
9	A	1945	G
9	A	1954	G
9	A	1962	C
9	A	1963	U
9	A	1965	C
9	A	1966	A
9	A	1967	C
9	A	1970	A
9	A	1971	U
9	A	1980	G
9	A	1993	U
9	A	1996	C
9	A	1997	C

*Continued on next page...*

*Continued from previous page...*

<b>Mol</b>	<b>Chain</b>	<b>Res</b>	<b>Type</b>
9	A	2023	C
9	A	2030	A
9	A	2035	G
9	A	2036	C
9	A	2051	A
9	A	2060	A
9	A	2068	U
9	A	2092	U
9	A	2093	G
9	A	2137	U
9	A	2146	C
9	A	2197	U
9	A	2199	A
9	A	2200	C
9	A	2210	U
9	A	2214	C
9	A	2225	A
9	A	2238	G
9	A	2249	U
9	A	2250	G
9	A	2258	C
9	A	2267	A
9	A	2275	C
9	A	2282	G
9	A	2283	C
9	A	2286	G
9	A	2296	U
9	A	2297	A
9	A	2307	G
9	A	2309	A
9	A	2311	A
9	A	2319	G
9	A	2321	U
9	A	2324	U
9	A	2325	G
9	A	2326	C
9	A	2327	A
9	A	2333	A
9	A	2335	A
9	A	2337	G
9	A	2344	U
9	A	2382	G

*Continued on next page...*

*Continued from previous page...*

<b>Mol</b>	<b>Chain</b>	<b>Res</b>	<b>Type</b>
9	A	2383	G
9	A	2391	G
9	A	2392	A
9	A	2405	G
9	A	2407	A
9	A	2423	U
9	A	2425	A
9	A	2427	C
9	A	2430	A
9	A	2431	U
9	A	2439	A
9	A	2440	C
9	A	2458	G
9	A	2459	A
9	A	2468	A
9	A	2490	G
9	A	2503	A
9	A	2517	C
9	A	2520	C
9	A	2541	A
9	A	2543	G
9	A	2566	A
9	A	2572	A
9	A	2573	C
9	A	2581	G
9	A	2609	U
9	A	2611	C
9	A	2615	U
9	A	2629	U
9	A	2638	G
9	A	2645	G
9	A	2654	A
9	A	2656	U
9	A	2662	A
9	A	2672	U
9	A	2673	G
9	A	2681	C
9	A	2689	U
9	A	2712	C
9	A	2725	A
9	A	2727	A
9	A	2728	U

*Continued on next page...*

*Continued from previous page...*

<b>Mol</b>	<b>Chain</b>	<b>Res</b>	<b>Type</b>
9	A	2729	G
9	A	2732	G
9	A	2750	A
9	A	2752	C
9	A	2756	U
9	A	2757	A
9	A	2777	G
9	A	2778	A
9	A	2781	A
9	A	2790	U
9	A	2791	G
9	A	2797	U
9	A	2800	A
9	A	2808	G
9	A	2820	A
9	A	2832	U
9	A	2835	A
9	A	2848	G
9	A	2866	U
9	A	2873	A
9	A	2879	A
9	A	2893	A
9	A	2894	G
10	B	12	C
10	B	14	U
10	B	16	G
10	B	24	G
10	B	25	U
10	B	40	U
10	B	42	C
10	B	44	G
10	B	45	A
10	B	52	A
10	B	56	G
10	B	57	A
10	B	66	A
10	B	87	U
10	B	90	C
10	B	108	A
10	B	109	A

## 5.4 Non-standard residues in protein, DNA, RNA chains [i](#)

1 non-standard protein/DNA/RNA residue is modelled in this entry.

In the following table, the Counts columns list the number of bonds (or angles) for which Mogul statistics could be retrieved, the number of bonds (or angles) that are observed in the model and the number of bonds (or angles) that are defined in the Chemical Component Dictionary. The Link column lists molecule types, if any, to which the group is linked. The Z score for a bond length (or angle) is the number of standard deviations the observed value is removed from the expected value. A bond length (or angle) with  $|Z| > 2$  is considered an outlier worth inspection. RMSZ is the root-mean-square of all Z scores of the bond lengths (or angles).

Mol	Type	Chain	Res	Link	Bond lengths			Bond angles		
					Counts	RMSZ	# Z  > 2	Counts	RMSZ	# Z  > 2
6	MA6	5	76	9,6,35	19,26,27	0.86	0	18,38,41	1.02	0

In the following table, the Chirals column lists the number of chiral outliers, the number of chiral centers analysed, the number of these observed in the model and the number defined in the Chemical Component Dictionary. Similar counts are reported in the Torsion and Rings columns. '-' means no outliers of that kind were identified.

Mol	Type	Chain	Res	Link	Chirals	Torsions	Rings
6	MA6	5	76	9,6,35	-	0/7/29/30	0/3/3/3

There are no bond length outliers.

There are no bond angle outliers.

There are no chirality outliers.

There are no torsion outliers.

There are no ring outliers.

1 monomer is involved in 2 short contacts:

Mol	Chain	Res	Type	Clashes	Symm-Clashes
6	5	76	MA6	2	0

## 5.5 Carbohydrates [i](#)

There are no monosaccharides in this entry.

## 5.6 Ligand geometry [i](#)

Of 2 ligands modelled in this entry, 1 is unknown - leaving 1 for Mogul analysis.



In the following table, the Counts columns list the number of bonds (or angles) for which Mogul statistics could be retrieved, the number of bonds (or angles) that are observed in the model and the number of bonds (or angles) that are defined in the Chemical Component Dictionary. The Link column lists molecule types, if any, to which the group is linked. The Z score for a bond length (or angle) is the number of standard deviations the observed value is removed from the expected value. A bond length (or angle) with  $|Z| > 2$  is considered an outlier worth inspection. RMSZ is the root-mean-square of all Z scores of the bond lengths (or angles).

Mol	Type	Chain	Res	Link	Bond lengths			Bond angles		
					Counts	RMSZ	# Z  > 2	Counts	RMSZ	# Z  > 2
36	ERY	A	9000	-	53,53,53	0.79	1 (1%)	82,82,82	1.66	19 (23%)

In the following table, the Chirals column lists the number of chiral outliers, the number of chiral centers analysed, the number of these observed in the model and the number defined in the Chemical Component Dictionary. Similar counts are reported in the Torsion and Rings columns. '-' means no outliers of that kind were identified.

Mol	Type	Chain	Res	Link	Chirals	Torsions	Rings
36	ERY	A	9000	-	-	7/72/107/107	0/3/3/3

All (1) bond length outliers are listed below:

Mol	Chain	Res	Type	Atoms	Z	Observed(Å)	Ideal(Å)
36	A	9000	ERY	C6-C5	2.33	1.59	1.55

All (19) bond angle outliers are listed below:

Mol	Chain	Res	Type	Atoms	Z	Observed(°)	Ideal(°)
36	A	9000	ERY	C25-C24-C23	-5.01	102.75	109.97
36	A	9000	ERY	O7-C5-C6	-4.81	100.45	106.39
36	A	9000	ERY	O2-C1-O1	-3.55	117.30	123.94
36	A	9000	ERY	C3-C2-C1	-3.45	102.96	110.01
36	A	9000	ERY	C27-C26-C25	-3.14	108.47	113.40
36	A	9000	ERY	C32-C6-C7	-2.89	106.21	111.09
36	A	9000	ERY	O3-C14-C15	-2.71	104.34	109.01
36	A	9000	ERY	O6-C17-C18	-2.62	104.80	109.39
36	A	9000	ERY	O3-C3-C4	-2.53	105.17	108.22
36	A	9000	ERY	O3-C3-C2	-2.48	106.83	111.14
36	A	9000	ERY	C19-C16-C17	2.41	116.17	111.24
36	A	9000	ERY	O11-C9-C8	-2.34	116.92	121.26
36	A	9000	ERY	C32-C6-C5	2.29	114.14	110.12
36	A	9000	ERY	O2-C13-C12	-2.26	103.61	107.29
36	A	9000	ERY	C16-C17-C18	-2.18	107.80	111.14
36	A	9000	ERY	C6-C7-C8	-2.17	110.74	115.38

*Continued on next page...*

*Continued from previous page...*

Mol	Chain	Res	Type	Atoms	Z	Observed(°)	Ideal(°)
36	A	9000	ERY	C8-C9-C10	2.11	122.76	119.10
36	A	9000	ERY	C15-C16-C17	-2.04	104.01	107.67
36	A	9000	ERY	C33-C8-C7	2.02	113.52	109.81

There are no chirality outliers.

All (7) torsion outliers are listed below:

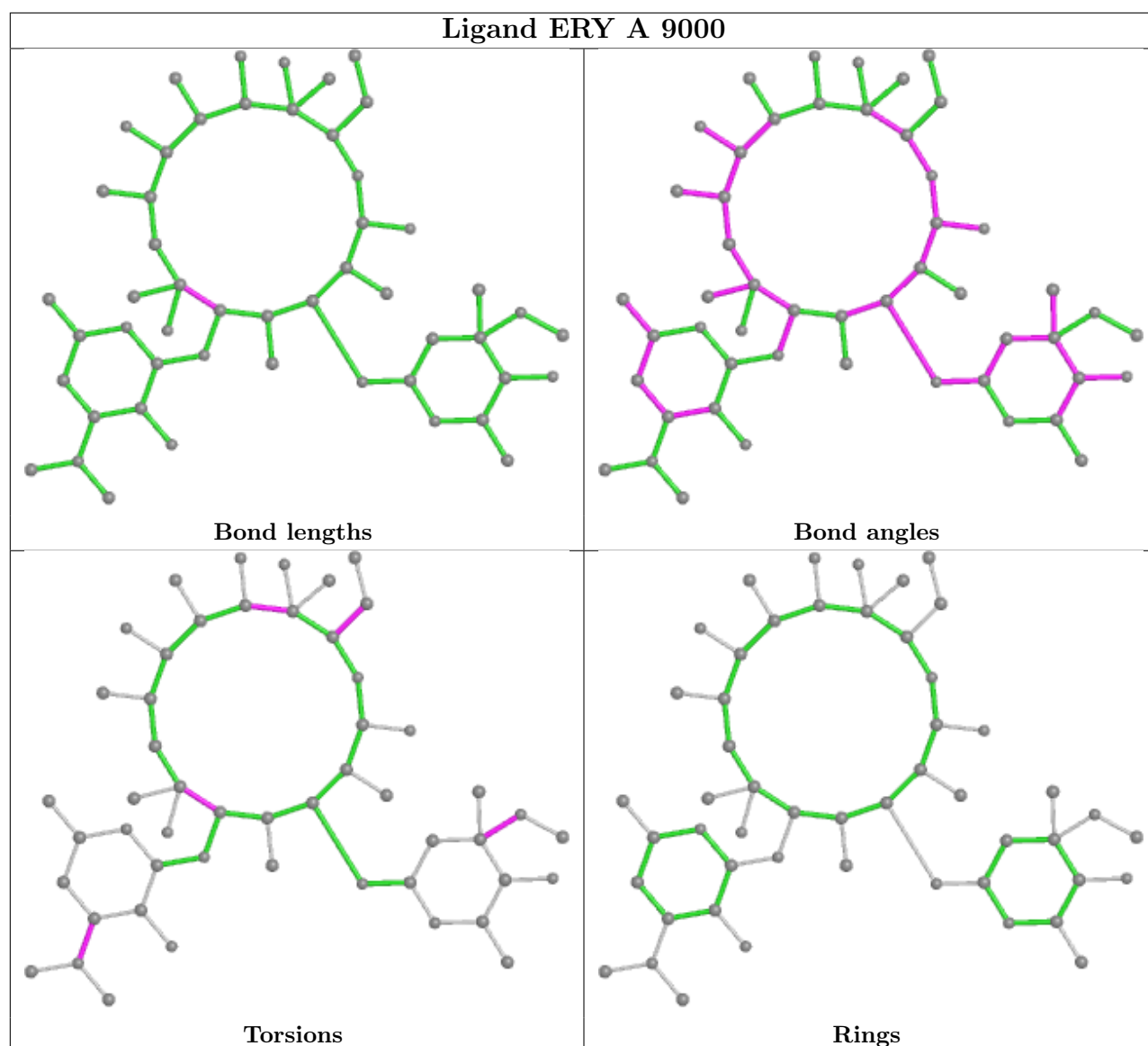
Mol	Chain	Res	Type	Atoms
36	A	9000	ERY	C15-C16-O5-C20
36	A	9000	ERY	C19-C16-O5-C20
36	A	9000	ERY	C10-C11-C12-O13
36	A	9000	ERY	C25-C24-N1-C28
36	A	9000	ERY	C4-C5-C6-C32
36	A	9000	ERY	C17-C16-O5-C20
36	A	9000	ERY	O2-C13-C36-C37

There are no ring outliers.

1 monomer is involved in 4 short contacts:

Mol	Chain	Res	Type	Clashes	Symm-Clashes
36	A	9000	ERY	4	0

The following is a two-dimensional graphical depiction of Mogul quality analysis of bond lengths, bond angles, torsion angles, and ring geometry for all instances of the Ligand of Interest. In addition, ligands with molecular weight > 250 and outliers as shown on the validation Tables will also be included. For torsion angles, if less than 5% of the Mogul distribution of torsion angles is within 10 degrees of the torsion angle in question, then that torsion angle is considered an outlier. Any bond that is central to one or more torsion angles identified as an outlier by Mogul will be highlighted in the graph. For rings, the root-mean-square deviation (RMSD) between the ring in question and similar rings identified by Mogul is calculated over all ring torsion angles. If the average RMSD is greater than 60 degrees and the minimal RMSD between the ring in question and any Mogul-identified rings is also greater than 60 degrees, then that ring is considered an outlier. The outliers are highlighted in purple. The color gray indicates Mogul did not find sufficient equivalents in the CSD to analyse the geometry.



## 5.7 Other polymers [\(i\)](#)

There are no such residues in this entry.

## 5.8 Polymer linkage issues [\(i\)](#)

There are no chain breaks in this entry.

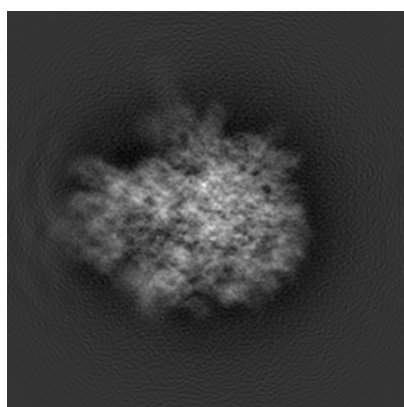
## 6 Map visualisation [i](#)

This section contains visualisations of the EMDB entry EMD-5771. These allow visual inspection of the internal detail of the map and identification of artifacts.

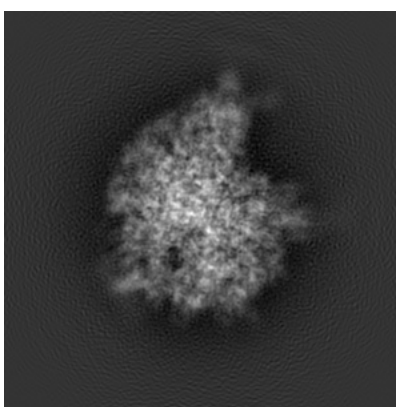
No raw map or half-maps were deposited for this entry and therefore no images, graphs, etc. pertaining to the raw map can be shown.

### 6.1 Orthogonal projections [i](#)

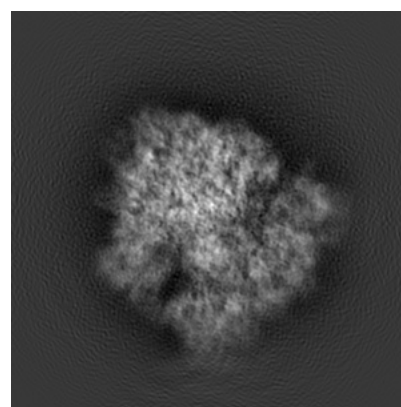
#### 6.1.1 Primary map



X



Y




Z


The images above show the map projected in three orthogonal directions.

### 6.2 Central slices [i](#)


#### 6.2.1 Primary map



X Index: 184



Y Index: 184

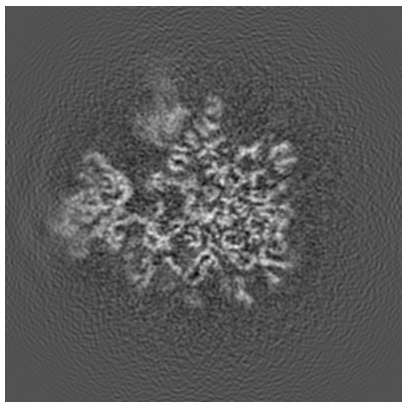


Z Index: 184

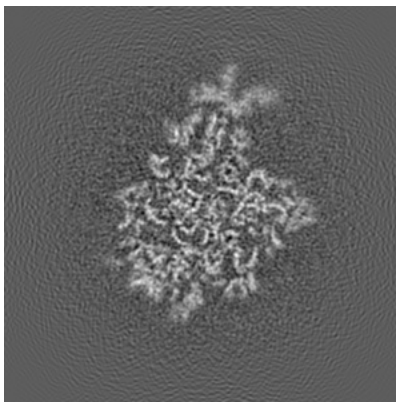
The images above show central slices of the map in three orthogonal directions.

## 6.3 Largest variance slices [i](#)


### 6.3.1 Primary map



X Index: 180



Y Index: 189



Z Index: 183

The images above show the largest variance slices of the map in three orthogonal directions.

## 6.4 Orthogonal surface views [i](#)

### 6.4.1 Primary map



X



Y



Z

The images above show the 3D surface view of the map at the recommended contour level 0.0011. These images, in conjunction with the slice images, may facilitate assessment of whether an appropriate contour level has been provided.

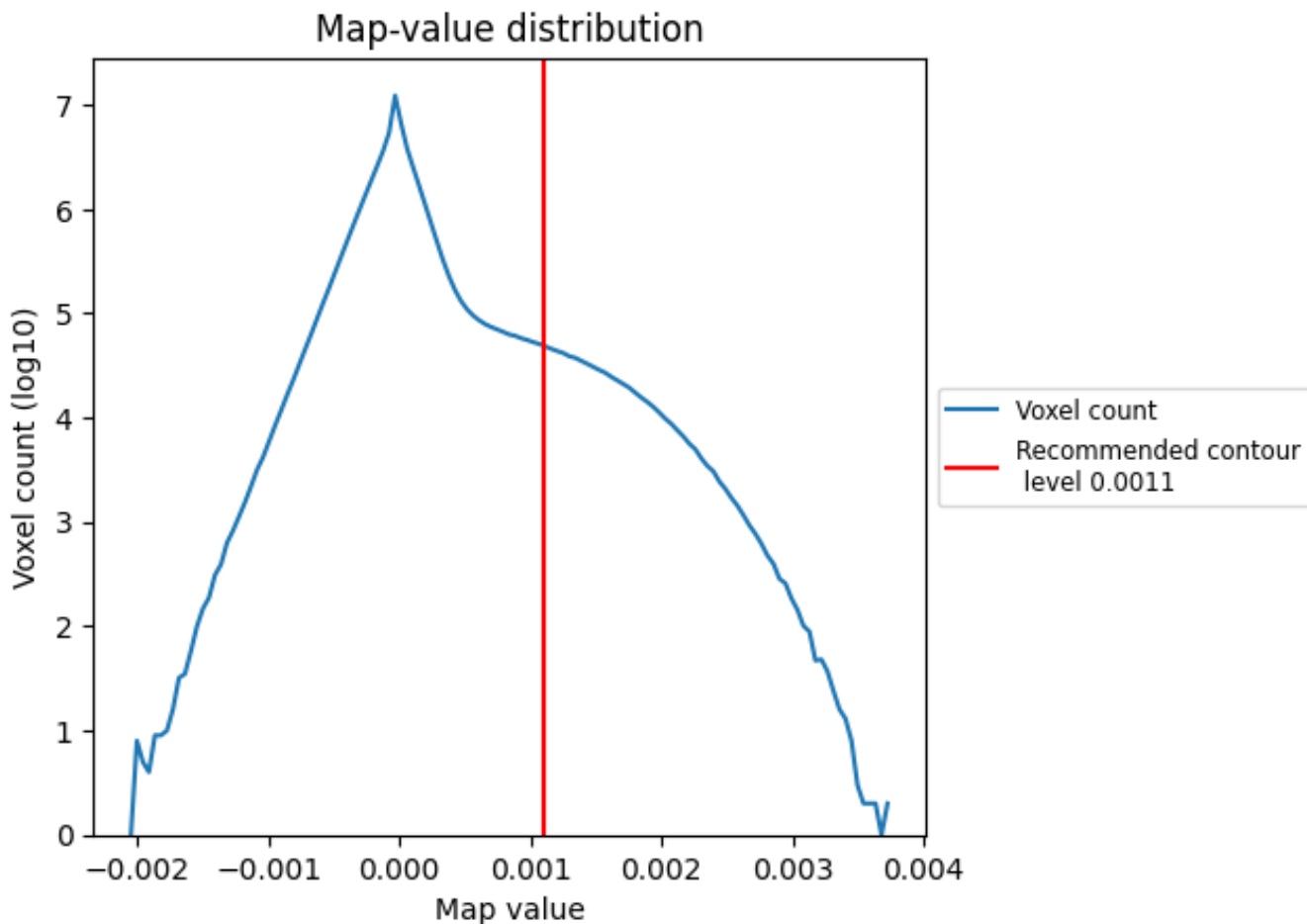
## 6.5 Mask visualisation

This section was not generated. No masks/segmentation were deposited.

## 7 Map analysis [i](#)

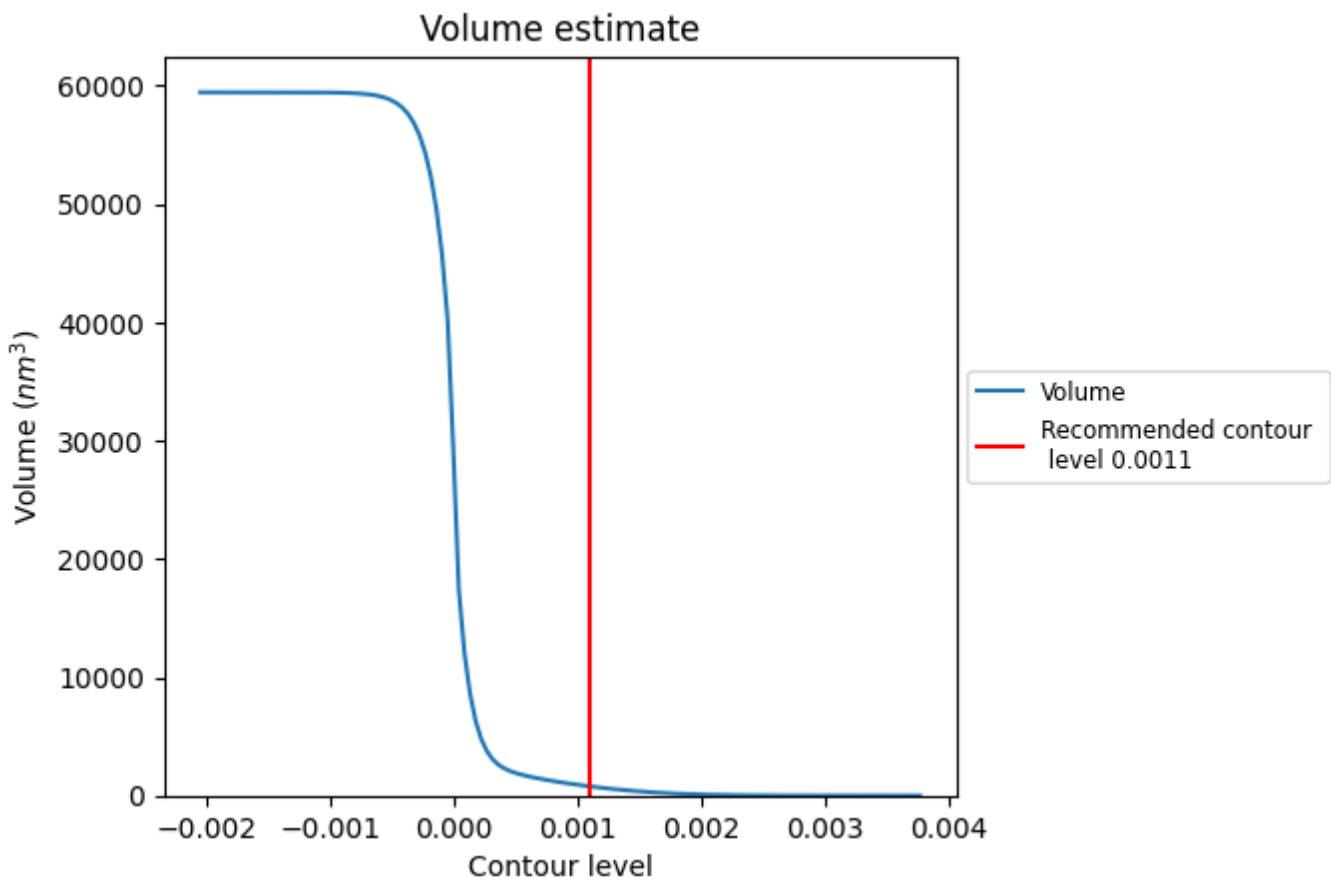
This section contains the results of statistical analysis of the map.

### 7.1 Map-value distribution [i](#)



The map-value distribution is plotted in 128 intervals along the x-axis. The y-axis is logarithmic. A spike in this graph at zero usually indicates that the volume has been masked.

## 7.2 Volume estimate [i](#)

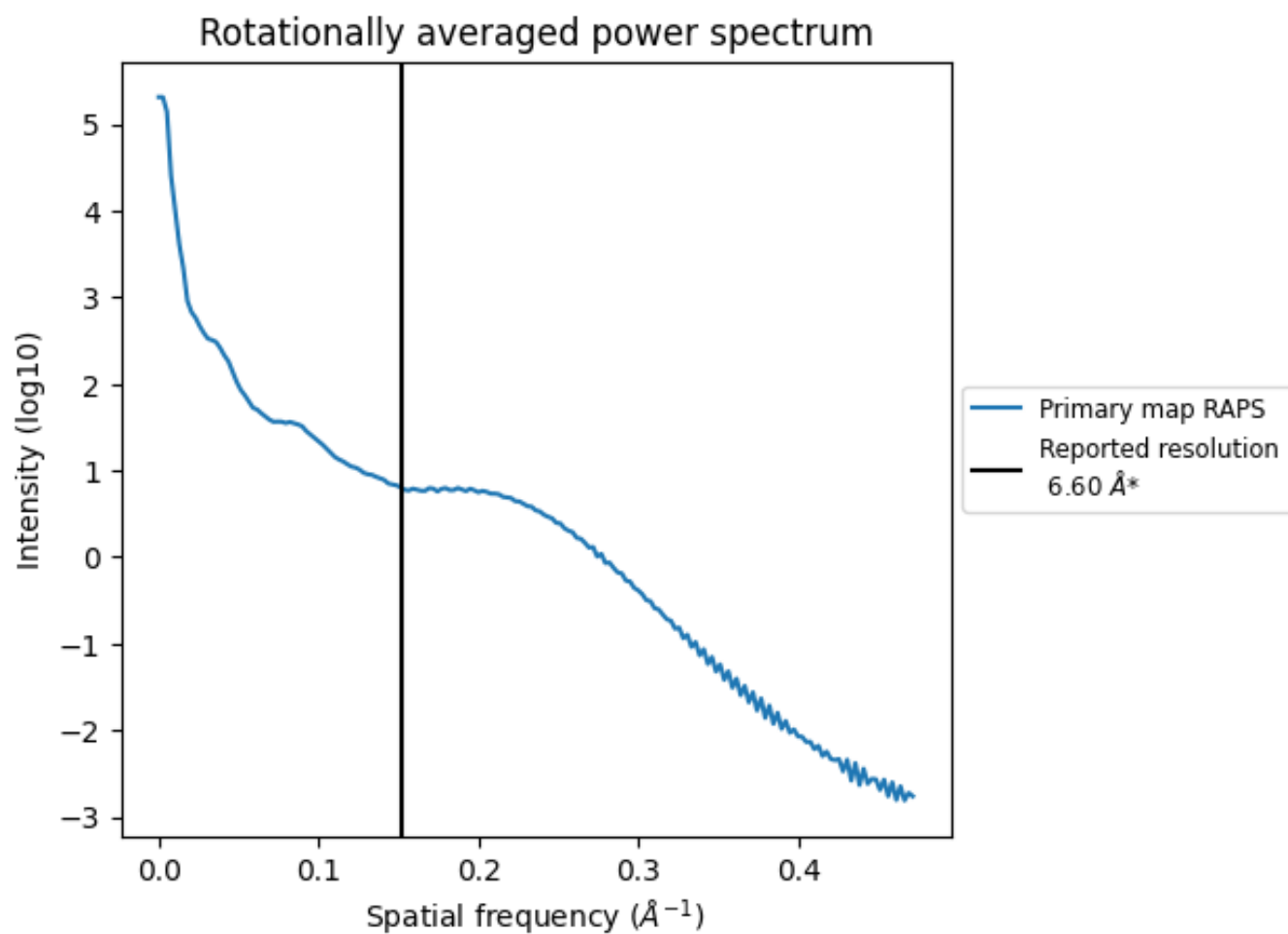


The volume at the recommended contour level is 776 nm<sup>3</sup>; this corresponds to an approximate mass of 701 kDa.

The volume estimate graph shows how the enclosed volume varies with the contour level. The recommended contour level is shown as a vertical line and the intersection between the line and the curve gives the volume of the enclosed surface at the given level.



### 7.3 Rotationally averaged power spectrum i



\*Reported resolution corresponds to spatial frequency of 0.152 Å<sup>-1</sup>

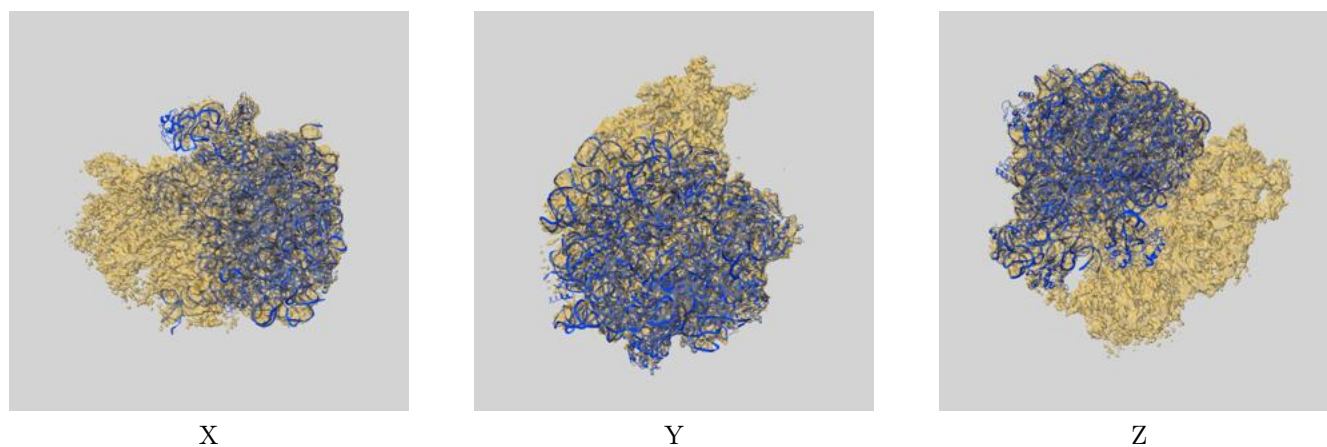
## 8 Fourier-Shell correlation

This section was not generated. No FSC curve or half-maps provided.

## 9 Map-model fit [i](#)

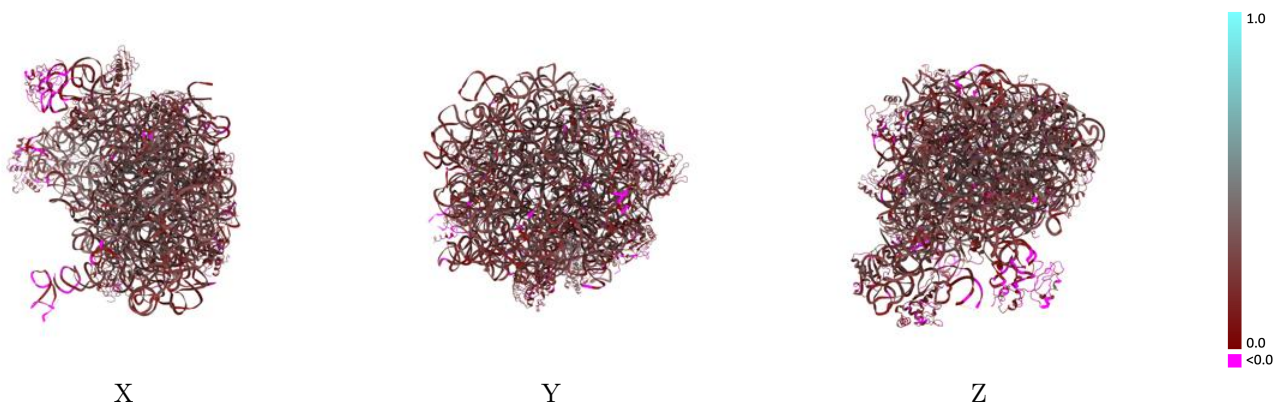
This section contains information regarding the fit between EMDB map EMD-5771 and PDB model 3J5L. Per-residue inclusion information can be found in section 3 on page 11.

### 9.1 Map-model overlay [i](#)



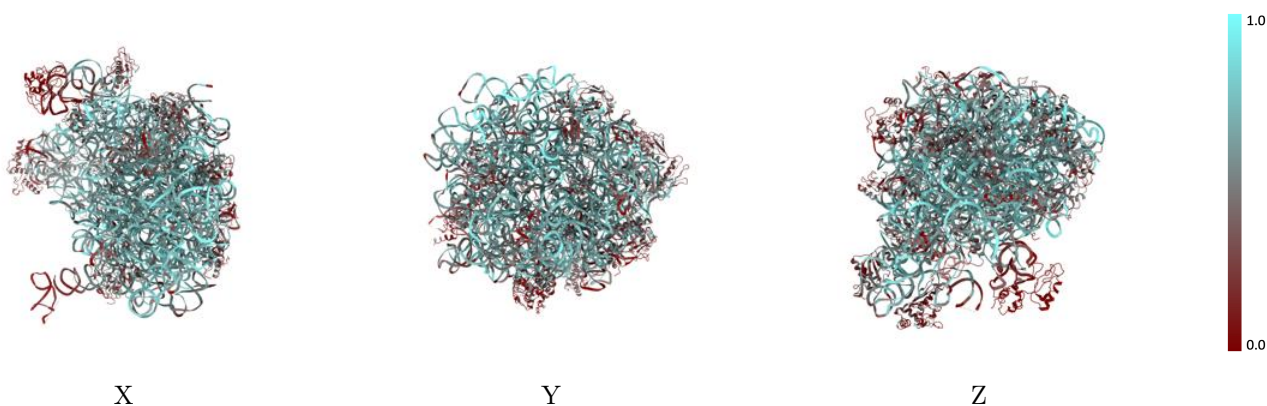
The images above show the 3D surface view of the map at the recommended contour level 0.0011 at 50% transparency in yellow overlaid with a ribbon representation of the model coloured in blue. These images allow for the visual assessment of the quality of fit between the atomic model and the map.

## 9.2 Q-score mapped to coordinate model [i](#)



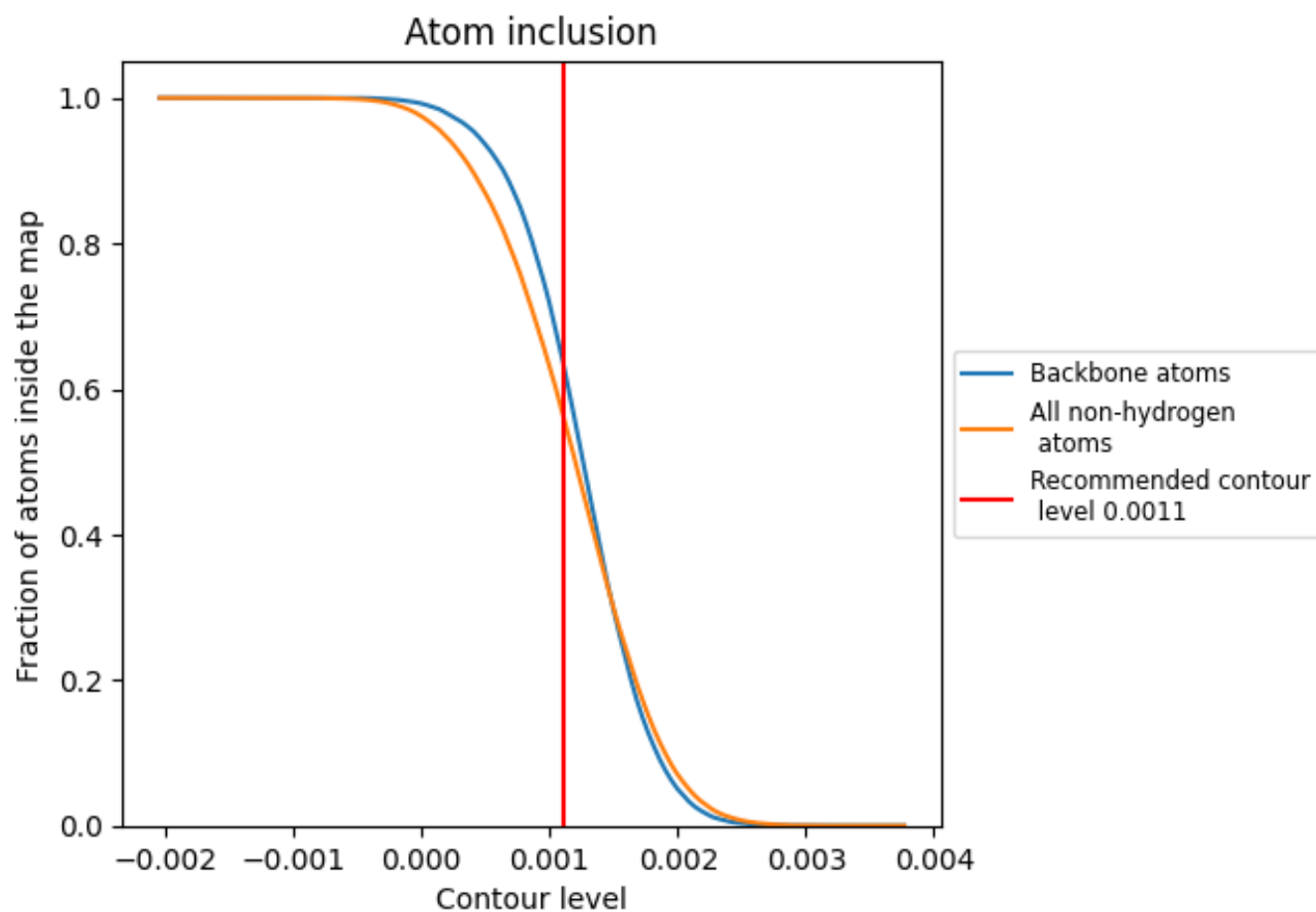
The images above show the model with each residue coloured according to its Q-score. This shows their resolvability in the map with higher Q-score values reflecting better resolvability. Please note: Q-score is calculating the resolvability of atoms, and thus high values are only expected at resolutions at which atoms can be resolved. Low Q-score values may therefore be expected for many entries.

## 9.3 Atom inclusion mapped to coordinate model [i](#)



The images above show the model with each residue coloured according to its atom inclusion. This shows to what extent they are inside the map at the recommended contour level (0.0011).







































































## 9.4 Atom inclusion [i](#)



At the recommended contour level, 64% of all backbone atoms, 57% of all non-hydrogen atoms, are inside the map.

## 9.5 Map-model fit summary

The table lists the average atom inclusion at the recommended contour level (0.0011) and Q-score for the entire model and for each chain.

Chain	Atom inclusion	Q-score
All	 0.5670	 0.2470
0	 0.3645	 0.2200
1	 0.3259	 0.1940
2	 0.4254	 0.2620
3	 0.3686	 0.2420
4	 0.4247	 0.2410
5	 0.4444	 0.2410
6	 0.6250	 0.3390
7	 0.6102	 0.3120
A	 0.6655	 0.2640
B	 0.6357	 0.2360
C	 0.3946	 0.2600
D	 0.3823	 0.2500
E	 0.2487	 0.1960
F	 0.1994	 0.1110
G	 0.2822	 0.1940
H	 0.0896	 0.1270
I	 0.0039	 0.0030
J	 0.3745	 0.2450
K	 0.3490	 0.2320
L	 0.3120	 0.2380
M	 0.4203	 0.2470
N	 0.3987	 0.2410
O	 0.2723	 0.1930
P	 0.3446	 0.2360
Q	 0.3943	 0.2070
R	 0.2660	 0.2300
S	 0.4043	 0.2150
T	 0.3154	 0.2000
U	 0.2135	 0.1780
V	 0.3279	 0.2110
W	 0.3448	 0.2220
X	 0.3794	 0.2340
Y	 0.2938	 0.2020
Z	 0.3387	 0.2070

