



Full wwPDB EM Validation Report ⓘ

Nov 20, 2022 – 05:09 AM EST

PDB ID : 3J7O
EMDB ID : EMD-2649
Title : Structure of the mammalian 60S ribosomal subunit
Authors : Voorhees, R.M.; Fernandez, I.S.; Scheres, S.H.W.; Hegde, R.S.
Deposited on : 2014-08-01
Resolution : 3.50 Å(reported)
Based on initial models : 3J3F, 3J3B

This is a Full wwPDB EM Validation Report for a publicly released PDB entry.

We welcome your comments at validation@mail.wwpdb.org

A user guide is available at

<https://www.wwpdb.org/validation/2017/EMValidationReportHelp>

with specific help available everywhere you see the ⓘ symbol.

The types of validation reports are described at

<http://www.wwpdb.org/validation/2017/FAQs#types>.

The following versions of software and data (see [references ⓘ](#)) were used in the production of this report:

EMDB validation analysis : 0.0.1.dev43
MolProbity : 4.02b-467
Percentile statistics : 20191225.v01 (using entries in the PDB archive December 25th 2019)
MapQ : 1.9.9
Ideal geometry (proteins) : Engh & Huber (2001)
Ideal geometry (DNA, RNA) : Parkinson et al. (1996)
Validation Pipeline (wwPDB-VP) : 2.31.3

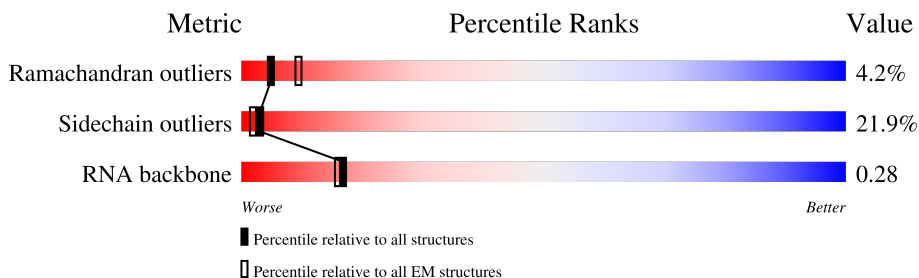
1 Overall quality at a glance i

The following experimental techniques were used to determine the structure:

ELECTRON MICROSCOPY

The reported resolution of this entry is 3.50 Å.

Percentile scores (ranging between 0-100) for global validation metrics of the entry are shown in the following graphic. The table shows the number of entries on which the scores are based.



Metric	Whole archive (#Entries)	EM structures (#Entries)
Ramachandran outliers	154571	4023
Sidechain outliers	154315	3826
RNA backbone	4643	859

The table below summarises the geometric issues observed across the polymeric chains and their fit to the map. The red, orange, yellow and green segments of the bar indicate the fraction of residues that contain outliers for ≥ 3 , 2, 1 and 0 types of geometric quality criteria respectively. A grey segment represents the fraction of residues that are not modelled. The numeric value for each fraction is indicated below the corresponding segment, with a dot representing fractions $\leq 5\%$. The upper red bar (where present) indicates the fraction of residues that have poor fit to the EM map (all-atom inclusion $< 40\%$). The numeric value is given above the bar.

Mol	Chain	Length	Quality of chain
1	5	3664	74% (Upper red bar) 47% (Green), 40% (Yellow), 10% (Orange), 5% (Red)
2	7	120	64% (Upper red bar) 69% (Green), 24% (Yellow), 6% (Orange), 5% (Red)
3	8	156	83% (Upper red bar) 53% (Green), 33% (Yellow), 8% (Orange), 5% (Red)
4	A	257	61% (Upper red bar) 71% (Green), 18% (Yellow), 5% (Orange), 5% (Red), 5% (Grey)
5	B	394	73% (Upper red bar) 74% (Green), 21% (Yellow), 5% (Orange), 5% (Red)
6	C	367	66% (Upper red bar) 77% (Green), 19% (Yellow), 5% (Orange), 5% (Red)
7	D	297	64% (Upper red bar) 68% (Green), 24% (Yellow), 5% (Orange), 5% (Red)
8	E	236	69% (Upper red bar) 64% (Green), 26% (Yellow), 9% (Orange), 5% (Red)

Continued on next page...

Continued from previous page...

Mol	Chain	Length	Quality of chain
9	F	225	68% 72% 24% . .
10	G	266	67% 69% 18% . 9%
11	H	192	81% 73% 21% 5% .
12	I	213	67% 72% 23% 5%
13	J	178	65% 73% 20% . . .
14	L	211	75% 73% 19% 6%
15	M	213	46% 52% 11% . 35%
16	N	204	65% 70% 23% 5% .
17	O	204	71% 83% 12% . .
18	P	153	73% 82% 14% .
19	Q	188	65% 74% 18% 6% . .
20	R	196	71% 66% 20% 6% 8%
21	S	224	50% 56% 17% 5% 22%
22	T	160	66% 79% 18% . .
23	U	128	70% 58% 16% . 23%
24	V	140	69% 74% 17% . . 6%
25	W	157	28% 31% 7% . 60%
26	X	156	65% 62% 10% . 24%
27	Y	145	74% 67% 19% 6% . 8%
28	Z	136	74% 77% 20% . .
29	a	148	59% 77% 17% . . .
30	b	160	38% 33% 11% . . 53%
31	c	115	61% 63% 15% . . 18%
32	d	125	76% 56% 22% 8% 14%
33	e	135	68% 68% 23% . 5%

Continued on next page...

Continued from previous page...

Mol	Chain	Length	Quality of chain
34	f	110	<p>66% 78% 15% 5% ..</p>
35	g	117	<p>62% 77% 19% . .</p>
36	h	123	<p>79% 80% 12% 6% ..</p>
37	i	105	<p>62% 76% 17% . .</p>
38	j	86	<p>65% 73% 21% 6%</p>
39	k	70	<p>84% 71% 27% .</p>
40	l	51	<p>69% 76% 18% . .</p>
41	m	128	<p>21% 31% 8% . 59%</p>
42	n	25	<p>60% 72% 20% 8%</p>
43	o	106	<p>73% 69% 23% 6% ..</p>
44	p	91	<p>74% 82% 15% .</p>
45	r	125	<p>80% 74% 22% . .</p>

2 Entry composition

There are 47 unique types of molecules in this entry. The entry contains 136815 atoms, of which 0 are hydrogens and 0 are deuteriums.

In the tables below, the AltConf column contains the number of residues with at least one atom in alternate conformation and the Trace column contains the number of residues modelled with at most 2 atoms.

- Molecule 1 is a RNA chain called 28S ribosomal RNA.

Mol	Chain	Residues	Atoms					AltConf	Trace
			Total	C	N	O	P		
1	5	3662	78486	34947	14363	25515	3661	0	0

- Molecule 2 is a RNA chain called 5S ribosomal RNA.

Mol	Chain	Residues	Atoms					AltConf	Trace
			Total	C	N	O	P		
2	7	120	2558	1141	456	842	119	0	0

- Molecule 3 is a RNA chain called 5.8S ribosomal RNA.

Mol	Chain	Residues	Atoms					AltConf	Trace
			Total	C	N	O	P		
3	8	156	3314	1480	585	1094	155	0	0

- Molecule 4 is a protein called Ribosomal protein uL2.

Mol	Chain	Residues	Atoms					AltConf	Trace
			Total	C	N	O	S		
4	A	244	1868	1171	382	309	6	0	0

- Molecule 5 is a protein called Ribosomal protein uL3.

Mol	Chain	Residues	Atoms					AltConf	Trace
			Total	C	N	O	S		
5	B	394	3147	2005	591	538	13	0	0

- Molecule 6 is a protein called Ribosomal protein uL4.

Mol	Chain	Residues	Atoms					AltConf	Trace
			Total	C	N	O	S		
6	C	367	2919	1836	582	486	15	0	0

- Molecule 7 is a protein called Ribosomal protein uL18.

Mol	Chain	Residues	Atoms					AltConf	Trace
			Total	C	N	O	S		
7	D	292	2380	1508	434	426	12	0	0

- Molecule 8 is a protein called Ribosomal protein eL6.

Mol	Chain	Residues	Atoms					AltConf	Trace
			Total	C	N	O	S		
8	E	236	1904	1219	364	316	5	0	0

- Molecule 9 is a protein called Ribosomal protein uL30.

Mol	Chain	Residues	Atoms					AltConf	Trace
			Total	C	N	O	S		
9	F	225	1870	1202	358	301	9	0	0

- Molecule 10 is a protein called Ribosomal protein eL8.

Mol	Chain	Residues	Atoms					AltConf	Trace
			Total	C	N	O	S		
10	G	241	1934	1232	372	326	4	0	0

- Molecule 11 is a protein called Ribosomal protein uL6.

Mol	Chain	Residues	Atoms					AltConf	Trace
			Total	C	N	O	S		
11	H	190	1518	956	284	272	6	0	0

- Molecule 12 is a protein called Ribosomal protein uL16.

Mol	Chain	Residues	Atoms					AltConf	Trace
			Total	C	N	O	S		
12	I	213	1713	1083	331	284	15	0	0

- Molecule 13 is a protein called Ribosomal protein uL5.

Mol	Chain	Residues	Atoms					AltConf	Trace
			Total	C	N	O	S		
13	J	170	1359	856	256	241	6	0	0

- Molecule 14 is a protein called Ribosomal protein eL13.

Mol	Chain	Residues	Atoms					AltConf	Trace
14	L	210	Total	C	N	O	S	0	0
			1703	1064	354	280	5		

- Molecule 15 is a protein called Ribosomal protein eL14.

Mol	Chain	Residues	Atoms					AltConf	Trace
15	M	138	Total	C	N	O	S	0	0
			1131	727	216	181	7		

- Molecule 16 is a protein called Ribosomal protein eL15.

Mol	Chain	Residues	Atoms					AltConf	Trace
16	N	203	Total	C	N	O	S	0	0
			1701	1072	359	266	4		

- Molecule 17 is a protein called Ribosomal protein uL13.

Mol	Chain	Residues	Atoms					AltConf	Trace
17	O	201	Total	C	N	O	S	0	0
			1651	1063	323	260	5		

- Molecule 18 is a protein called Ribosomal protein uL22.

Mol	Chain	Residues	Atoms					AltConf	Trace
18	P	153	Total	C	N	O	S	0	0
			1242	776	241	216	9		

- Molecule 19 is a protein called Ribosomal protein eL18.

Mol	Chain	Residues	Atoms					AltConf	Trace
19	Q	187	Total	C	N	O	S	0	0
			1506	941	311	249	5		

- Molecule 20 is a protein called Ribosomal protein eL19.

Mol	Chain	Residues	Atoms					AltConf	Trace
20	R	180	Total	C	N	O	S	0	0
			1508	933	328	238	9		

- Molecule 21 is a protein called Ribosomal protein eL20.

Mol	Chain	Residues	Atoms					AltConf	Trace
			Total	C	N	O	S		
21	S	175	1454	925	284	235	10	0	0

- Molecule 22 is a protein called Ribosomal protein eL21.

Mol	Chain	Residues	Atoms					AltConf	Trace
			Total	C	N	O	S		
22	T	159	1298	823	252	217	6	0	0

- Molecule 23 is a protein called Ribosomal protein eL22.

Mol	Chain	Residues	Atoms					AltConf	Trace
			Total	C	N	O	S		
23	U	99	808	518	141	147	2	0	0

- Molecule 24 is a protein called Ribosomal protein uL14.

Mol	Chain	Residues	Atoms					AltConf	Trace
			Total	C	N	O	S		
24	V	131	979	618	184	172	5	0	0

- Molecule 25 is a protein called Ribosomal protein eL24.

Mol	Chain	Residues	Atoms					AltConf	Trace
			Total	C	N	O	S		
25	W	63	528	337	103	85	3	0	0

- Molecule 26 is a protein called Ribosomal protein uL23.

Mol	Chain	Residues	Atoms					AltConf	Trace
			Total	C	N	O	S		
26	X	119	976	624	183	168	1	0	0

- Molecule 27 is a protein called Ribosomal protein uL24.

Mol	Chain	Residues	Atoms					AltConf	Trace
			Total	C	N	O	S		
27	Y	134	1115	700	226	186	3	0	0

- Molecule 28 is a protein called Ribosomal protein eL27.

Mol	Chain	Residues	Atoms					AltConf	Trace
			Total	C	N	O	S		
28	Z	135	1107	714	208	182	3	0	0

- Molecule 29 is a protein called Ribosomal protein uL15.

Mol	Chain	Residues	Atoms					AltConf	Trace
			Total	C	N	O	S		
29	a	147	1163	735	239	185	4	0	0

- Molecule 30 is a protein called Ribosomal protein eL29.

Mol	Chain	Residues	Atoms					AltConf	Trace
			Total	C	N	O	S		
30	b	75	610	378	130	99	3	0	0

- Molecule 31 is a protein called Ribosomal protein eL30.

Mol	Chain	Residues	Atoms					AltConf	Trace
			Total	C	N	O	S		
31	c	94	732	465	130	131	6	0	0

- Molecule 32 is a protein called Ribosomal protein eL31.

Mol	Chain	Residues	Atoms					AltConf	Trace
			Total	C	N	O	S		
32	d	107	888	560	171	155	2	0	0

- Molecule 33 is a protein called Ribosomal protein eL32.

Mol	Chain	Residues	Atoms					AltConf	Trace
			Total	C	N	O	S		
33	e	128	1053	667	216	165	5	0	0

- Molecule 34 is a protein called Ribosomal protein eL33.

Mol	Chain	Residues	Atoms					AltConf	Trace
			Total	C	N	O	S		
34	f	109	876	555	174	144	3	0	0

- Molecule 35 is a protein called Ribosomal protein eL34.

Mol	Chain	Residues	Atoms					AltConf	Trace
35	g	114	Total	C	N	O	S	0	0
			906	566	187	147	6		

- Molecule 36 is a protein called Ribosomal protein uL29.

Mol	Chain	Residues	Atoms					AltConf	Trace
36	h	122	Total	C	N	O	S	0	0
			1015	642	205	167	1		

- Molecule 37 is a protein called Ribosomal protein eL36.

Mol	Chain	Residues	Atoms					AltConf	Trace
37	i	102	Total	C	N	O	S	0	0
			832	521	177	129	5		

- Molecule 38 is a protein called Ribosomal protein eL37.

Mol	Chain	Residues	Atoms					AltConf	Trace
38	j	86	Total	C	N	O	S	0	0
			706	436	155	110	5		

- Molecule 39 is a protein called Ribosomal protein eL38.

Mol	Chain	Residues	Atoms					AltConf	Trace
39	k	69	Total	C	N	O	S	0	0
			569	366	103	99	1		

- Molecule 40 is a protein called Ribosomal protein eL39.

Mol	Chain	Residues	Atoms					AltConf	Trace
40	l	50	Total	C	N	O	S	0	0
			444	281	98	64	1		

- Molecule 41 is a protein called Ribosomal protein eL40.

Mol	Chain	Residues	Atoms					AltConf	Trace
41	m	52	Total	C	N	O	S	0	0
			429	266	90	67	6		

- Molecule 42 is a protein called Ribosomal protein eL41.

Mol	Chain	Residues	Atoms					AltConf	Trace
42	n	23	Total	C	N	O	S	0	0
			222	134	61	25	2		

- Molecule 43 is a protein called Ribosomal protein eL42.

Mol	Chain	Residues	Atoms					AltConf	Trace
43	o	104	Total	C	N	O	S	0	0
			851	533	174	138	6		

- Molecule 44 is a protein called Ribosomal protein eL43.

Mol	Chain	Residues	Atoms					AltConf	Trace
44	p	91	Total	C	N	O	S	0	0
			708	445	136	120	7		

- Molecule 45 is a protein called Ribosomal protein eL28.

Mol	Chain	Residues	Atoms					AltConf	Trace
45	r	125	Total	C	N	O	S	0	0
			1001	622	206	168	5		

- Molecule 46 is MAGNESIUM ION (three-letter code: MG) (formula: Mg).

Mol	Chain	Residues	Atoms		AltConf
46	5	119	Total	Mg	0
			119	119	
46	7	5	Total	Mg	0
			5	5	
46	8	4	Total	Mg	0
			4	4	
46	P	1	Total	Mg	0
			1	1	
46	V	1	Total	Mg	0
			1	1	

- Molecule 47 is ZINC ION (three-letter code: ZN) (formula: Zn).

Mol	Chain	Residues	Atoms		AltConf
47	j	1	Total	Zn	0
			1	1	
47	m	1	Total	Zn	0
			1	1	

Continued on next page...


Continued from previous page...


Mol	Chain	Residues	Atoms		AltConf
			Total	Zn	
47	o	1	1	1	0

3 Residue-property plots

These plots are drawn for all protein, RNA, DNA and oligosaccharide chains in the entry. The first graphic for a chain summarises the proportions of the various outlier classes displayed in the second graphic. The second graphic shows the sequence view annotated by issues in geometry and atom inclusion in map density. Residues are color-coded according to the number of geometric quality criteria for which they contain at least one outlier: green = 0, yellow = 1, orange = 2 and red = 3 or more. A red diamond above a residue indicates a poor fit to the EM map for this residue (all-atom inclusion < 40%). Stretches of 2 or more consecutive residues without any outlier are shown as a green connector. Residues present in the sample, but not in the model, are shown in grey.


- Molecule 1: 28S ribosomal RNA





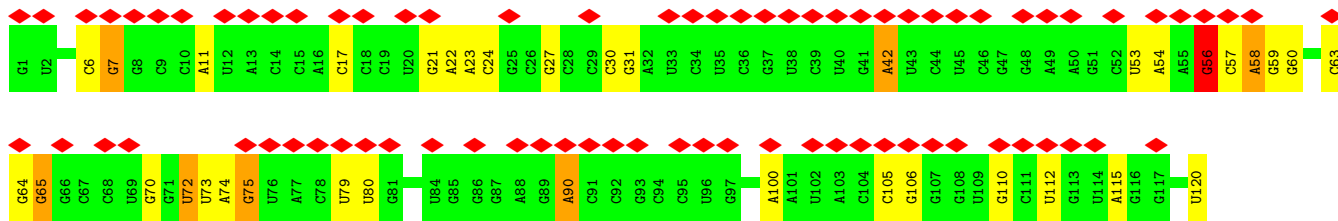
C2627	C2628	C2629	U2630	U2631	U2632	C2633	C2634	U2635	U2636	U2637	C2638	U2639	C2640	A2641	A2642	C2643	C2644	C2645	C2646	A2647	C2648	C2649	C2650	C2651	C2652	C2653	C2654	C2655	U2656	C2657	C2658	A2659	A2660	U2661	C2662	C2663	C2664	C2665	C2666	C2667	C2668	C2669	C2670	C2671	C2672	C2673	A2674	A2675	C2676	C2677	A2678	C2679	C2680	C2681	C2682	C2683	C2684	C2685					
C2561	C2562	C2563	C2564	A2565	C2566	C2567	C2568	U2569	C2570	C2571	C2572	C2573	C2574	C2575	C2576	C2577	C2578	C2579	U2580	A2581	C2582	C2583	C2584	C2585	C2586	C2587	C2588	C2589	C2590	A2591	U2592	C2593	C2594	C2595	C2596	C2597	C2598	C2599	C2600	A2601	C2602	C2603	C2604	C2605	C2606	C2607	C2608	C2609	C2610	C2611	C2612	C2613	C2614	C2615	C2616	C2617	C2618	C2619	C2620	A2621	C2622	A2623	C2624
U2500	C2501	C2502	C2503	C2504	C2505	C2506	A2507	U2508	C2509	C2510	A2511	A2512	A2513	C2514	C2515	C2516	A2517	C2520	C2521	C2522	C2523	U2524	U2525	C2526	C2527	C2528	A2529	U2530	C2531	C2532	C2533	C2534	C2535	A2536	A2537	U2538	C2539	C2540	C2541	C2542	A2543	C2544	U2545	U2546	C2547	C2548	C2549	A2551	C2552	A2553	U2554	C2555	C2556	C2557	C2558	C2559	C2560						
A2438	C2439	U2440	C2441	C2442	C2443	U2444	C2445	U2447	C2448	A2449	C2450	A2453	U2454	C2455	C2456	C2457	C2458	A2460	C2461	C2462	C2463	C2464	C2465	C2466	U2467	U2468	C2469	C2470	C2471	A2472	C2473	C2474	C2475	C2476	A2477	C2478	C2479	C2480	C2481	C2482	C2483	A2484	U2485	C2486	C2487	C2488	C2489	U2490	C2491	C2492	C2493	U2494	C2497	C2498	C2499								
G2378	A2379	C2380	A2381	A2382	C2383	U2384	U2385	U2386	C2387	A2388	A2389	C2390	C2391	C2392	C2393	C2394	A2395	A2396	C2397	U2398	C2399	C2400	A2401	C2402	A2403	A2404	C2405	C2406	C2407	U2408	C2409	C2410	C2411	A2412	U2413	C2414	U2415	C2416	A2417	C2418	C2419	C2420	C2421	C2422	C2423	C2424	U2425	C2426	A2428	C2429	C2430	A2431	U2432	C2433	C2434	C2435	U2436	C2437	C2438	C2439	C2440		
C2319	C2320	C2321	C2322	C2323	C2324	C2325	C2326	C2327	C2328	U2329	U2330	C2331	A2332	C2333	C2334	C2335	C2336	C2337	C2338	C2339	C2340	A2341	C2342	C2343	U2344	C2345	C2346	A2347	C2348	A2349	U2350	C2351	U2352	U2353	U2354	C2355	U2356	C2357	C2358	U2359	A2360	C2361	U2362	A2363	C2364	C2365	A2366	A2367	A2368	U2369	A2370	U2371	U2372	C2373	A2374	A2375	A2376	C2377					
C2255	C2256	C2257	C2258	C2259	C2260	C2261	C2262	A2263	C2264	C2265	C2266	U2267	A2268	C2269	C2270	C2271	C2272	C2273	C2274	C2275	A2276	C2277	C2278	A2279	C2280	U2281	A2282	C2283	C2286	C2287	C2288	C2289	C2290	C2291	C2292	U2293	C2294	C2295	C2296	C2297	U2298	C2299	A2300	C2301	C2302	U2303	C2306	A2307	A2308	C2309	C2310	C2311	U2312	A2313	C2314	C2315	C2316						
C2084	C2085	C2086	A2088	C2089	U2090	C2091	C2092	A2093	C2094	C2095	U2097	C2098	A2100	C2101	C2102	C2103	C2104	A2105	C2106	C2107	C2108	C2109	C2110	C2111	C2112	C2113	C2114	C2115	C2116	C2117	C2118	C2119	C2120	C2121	C2122	C2123	C2124	C2125	C2126	C2127	A2069	U2070	C2011	A2012	C2013	C2014	U2015	C2016	A2017	C2018	U2019	C2019	U2020	C2021	C2022								
C2023	G2024	A2025	A2026	U2027	C2028	A2029	A2030	C2031	U2032	A2033	C2034	C2035	C2036	C2037	U2038	U2039	A2040	A2041	A2042	A2043	U2044	G2045	C2046	U2048	G2049	C2050	C2051	G2052	C2053	U2054	C2055	C2056	A2057	C2058	C2059	C2060	U2061	A2062	C2063	U2064	C2065	C2066	C2067	C2068	A2069	A2010	C2011	A2012	C2013	C2014	U2015	C2016	A2017	C2018	U2019	C2019	U2020	C2021	C2022				
G1962	A1963	A1964	G1965	C1966	U1967	C1968	G1969	A1970	C1971	U1974	G1975	G1976	C1977	C1978	A1979	U1980	G1981	U1982	A1983	A1984	G1985	U1986	C1987	G1988	G1989	A1990	U1991	U1992	C1993	G1994	G1995	C1996	U1997	A1998	U1999	C2000	C2001	A2002	G2003	C2063	U2004	G2005	U2006	G2007	U2008	A2009	A2010	C2011	A2012	C2013	C2014	U2015	C2016	A2017	C2018	U2019	C2019	U2020	C2021	C2022			
G1902	G1903	G1904	U1905	U1906	A1907	U1908	G1909	G1910	C1911	G1912	C1913	G1914	C1915	G1916	C1917	U1918	G1919	C1920	C1921	U1982	U1983	A1984	G1985	C1924	G1925	C1926	U1927	C1928	A1929	U1930	C1931	A1932	G1933	A1934	C1935	C1936	C1937	C1938	C1939	G1940	A1941	A1942	A1943	A1944	G1945	G1946	U1947	U1948	U1949	U1950	G1951	U1952	U1953	U1954	C1894	G1895	A1896	U1957	C2019	U1958	U1959	A1960	G1961
G1842	A1843	G1844	U1845	G1846	A1847	C1848	U1849	A1850	U1851	U1852	G1853	G1854	C1855	G1856	C1857	U1858	C1859	U1860	U1861	U1862	U1863	G1864	U1865	U1866	A1867	A1868	C1869	C1870	A1871	U1872	A1873	A1874	C1875	U1876	U1877	C1878	C1879	G1880	C1881	U1882	U1883	C1884	G1885	C1886	C1887	A1888	U1889	G1890	A1891	A1892	C1893	C1894	A1895	U1896	U1897	C1898	U1899	C1900	C1901				
U1780	U1781	C1785	A1786	A1787	C1788	U1790	U1791	U1792	A1793	U1794	A1795	U1796	G1797	G1798	G1799	U1800	A1801	A1802	G1803	A1804	A1805	G1806	C1807	C1808	C1809	G1810	G1811	C1812	U1813	C1814	G1815	C1816	U1817	G1818	G1819	C1820	G1821	U1822	G1823	G	A1825	U1826	C1827	C1828	G1829	G1830	C1832	G1833	U1834	G1835	G1836	A1837	U1838	U1839	G1840	C							

U4210	C4149	C3909	A3849	G3787	G3664	G3602	A2870	U2747	G2686
C4211	G4150	C3910	C3850	C3788	G3665	G3603	A2871	C3748	U2687
A4212	G4151	C3911	U3851	C3789	C3666	A3604	C2872	C2749	G2688
A4213	G4152	U3912	U3852	U3790	C3667	C3605	U2873	G2750	C2689
A4214	G4153	G3913	U3853	C3791	C3668	U3606	U2874	G2751	C2690
C4215	G4154	G3914	U3854	C3792	C3669	U3607	C2875	G2752	U2691
G4216	G4155	U3915	C3854	U3793	C3670	A3608	C2876	G2753	U2692
G4217	G4156	U3916	C3855	C3794	G3671	G3609	G2877	G2754	G2693
U4218	A4157	A3917	A3856	A3795	G3672	A3610	C2878	A2755	G2694
A4219	C4158	G3918	G3857	U3796	C3673	A3611	G2879	A2756	A2695
A4220	C4159	C3919	G3858	U3797	G3674	C3612	C2880	A2760	A2696
C4221	G4160	U3920	G3859	U3798	G3675	G3615	U2881	U2761	A2697
C4222	A4098	U3921	A3860	A3799	G3676	U3616	A2882	G2762	G2698
C4223	G4099	U3922	A3861	A3800	U3677	G3617	G2883	G2763	C2699
A4224	C4100	G3923	A3862	A3801	C3678	C3618	G2884	A2764	G2700
C4225	C4101	A3924	C3863	U3802	C3739	G3619	A2885	A2765	U2701
G4226	C4102	C3925	C3864	A3803	G3740	G3620	U2886	A2766	C2702
G4227	C4103	U3926	A3865	A3804	C3741	A3621	U2887	A2767	G2703
U4228	C4104	C3927	C3866	U3805	G3742	C3622	U2888	C2770	C2704
A4229	A4105	U3927	A3867	G3806	G3743	C3623	G2889	C2771	G2705
C4230	G4106	U3928	C3868	A3807	G3744	A3624	C2890	U2707	G2706
C4231	G4107	U3929	C3869	C3808	U3745	C3625	G2891	C2772	U2708
C4232	G4108	C3930	C3870	G3809	A3748	G3626	C2892	G2773	C2709
U4233	C4109	U3931	A3871	C3810	C3749	G3627	U2893	C2774	C2710
A4234	C4110	G3932	A3872	G3811	G3750	G3628	A2894	C2775	G2711
C4235	U4113	A3933	G3873	C3812	G3751	A3629	A2895	C2776	G2712
G4236	C4114	U3934	G3874	A3813	G3752	U3630	G2896	G2777	C2713
C4237	C4115	C3935	A3875	U3814	G3753	A3631	G2897	G2778	G2714
G4238	G4116	G3936	A3876	G3815	G3754	U3632	G2898	C2779	G2715
A4239	C4117	U3937	A3877	G3816	G3755	C3633	U2900	C2780	C2716
G4240	U4117	G3938	C3878	A3817	G3756	A3634	G2901	A2782	G2717
C4241	U4118	A3942	G3879	U3818	G3757	C3635	G2902	A2783	U2718
U4242	C4119	C3943	C3880	A3819	A3758	A3636	G2903	C2784	C2719
C4243	A4120	G3944	G3881	G3820	A3759	U3637	G2904	C2785	G2721
A4244	G4121	A3945	C3882	U3821	A3760	G3638	G2905	C2786	G2722
G4245	C4122	C3946	U3883	G3822	C3761	U3639	G2906	A2787	U2723
C4246	G4123	G3947	U3884	C3823	A3762	G3640	G2907	U2788	U2724
A4247	C4124	U3948	G3885	A3824	G3763	U3641	G2908	A2789	A2725
G4248	G4125	C3949	C3886	C3825	C3764	A3642	G2909	U2790	G2726
C4249	C4126	U3950	C3887	G3826	G3765	U3643	G2910	C2791	U2728
G4250	A4127	G3951	C3888	C3827	A3766	A3644	G2911	C2792	C2729
A4251	U4128	A3952	G3889	A3828	U3767	A3647	U3683	G2793	G2732
C4252	G4129	C3953	A3890	C3829	C3768	A3648	C3584	A2795	G2733
U4253	C4130	U3954	U3891	U3830	G3769	A3649	G3585	G2796	U2734
A4254	G4131	G3955	C3892	U3831	U3770	C3650	C3586	C2797	G2735
G4255	C4132	C3956	U3893	C3832	C3771	G3651	G3587	A2857	U2736
A4256	A4133	U3957	C3894	C3833	U3772	A3652	C3588	C2855	C2737
C4257	G4134	G3958	G3895	C3834	U3773	A3653	G3589	G2856	G2738
U4258	C4135	U3959	C3896	C3835	G3774	A3654	C3590	C2857	U2739
G4259	G4136	A4000	G3897	A3836	A3775	G3655	C3591	G2858	C2739
U4260	A4001	C4001	C3898	C3837	A3776	A3656	G3592	A2798	U2740
C4261	U4078	G4078	G3899	U3838	G3777	U3657	C3593	G2799	G2741
U4262	C4079	C4079	C3900	G3839	G3778	A3658	C3594	G2800	U2742
A4263	G4080	U4080	A3901	U3840	A3779	G3659	C3595	U2801	G2743
C4264	C4141	G4081	A3902	U3841	G3780	A3660	C3596	G2802	A2744
G4265	G4142	G4082	G3903	C3842	C3781	A3661	C3597	U2803	A2745
A4266	C4143	U4083	C3904	C3843	C3782	A3662	C3598	G2804	G2746
C4267	G4144	G4084	A3905	U3844	C3783	A3663	C3599	U2805	
A4268	C4145	U4085	A3906	A3845	A3784	A3664	C3600	A2806	
G4269	G4146	G4086	A3907	U3846	A3785	A3665	C3601	A2807	
U4270	U4147	U4087	A3908	U3847	A3786	A3666	C3602	G2808	

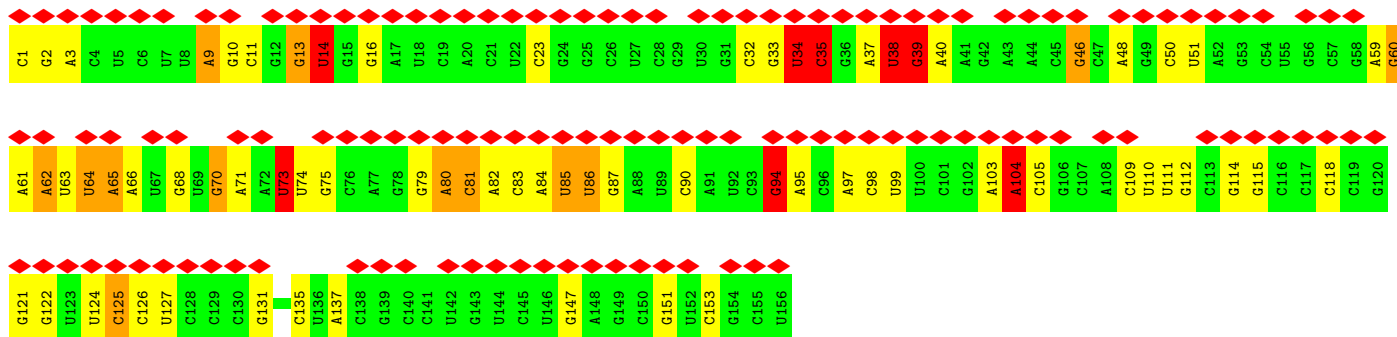
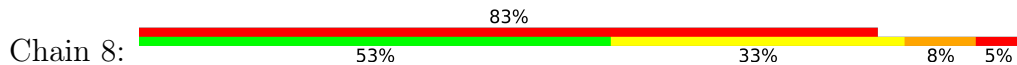


● Molecule 2: 5S ribosomal RNA

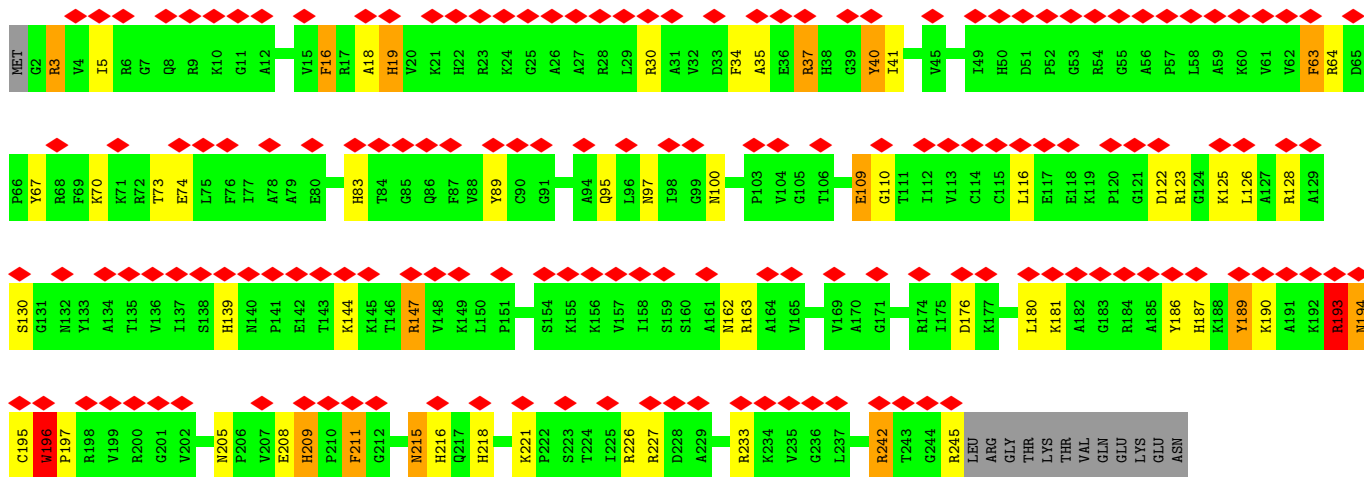


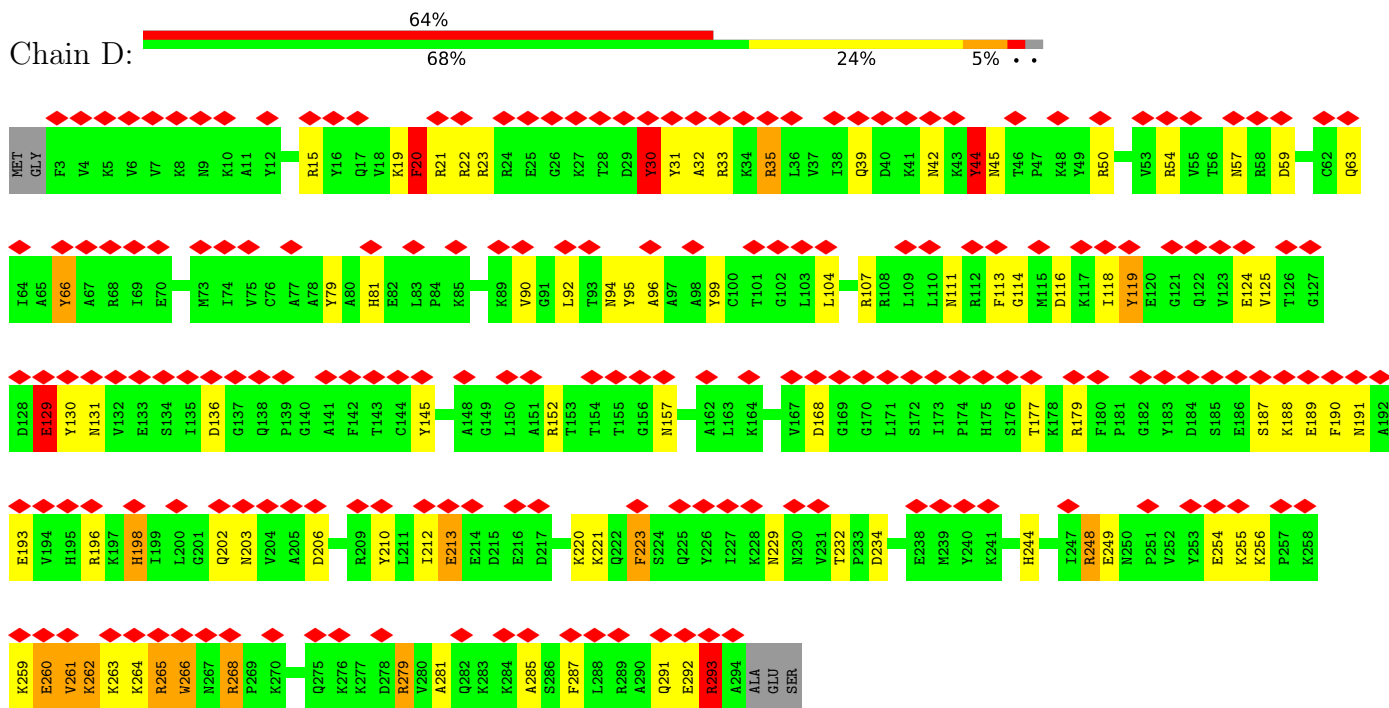


• Molecule 3: 5.8S ribosomal RNA

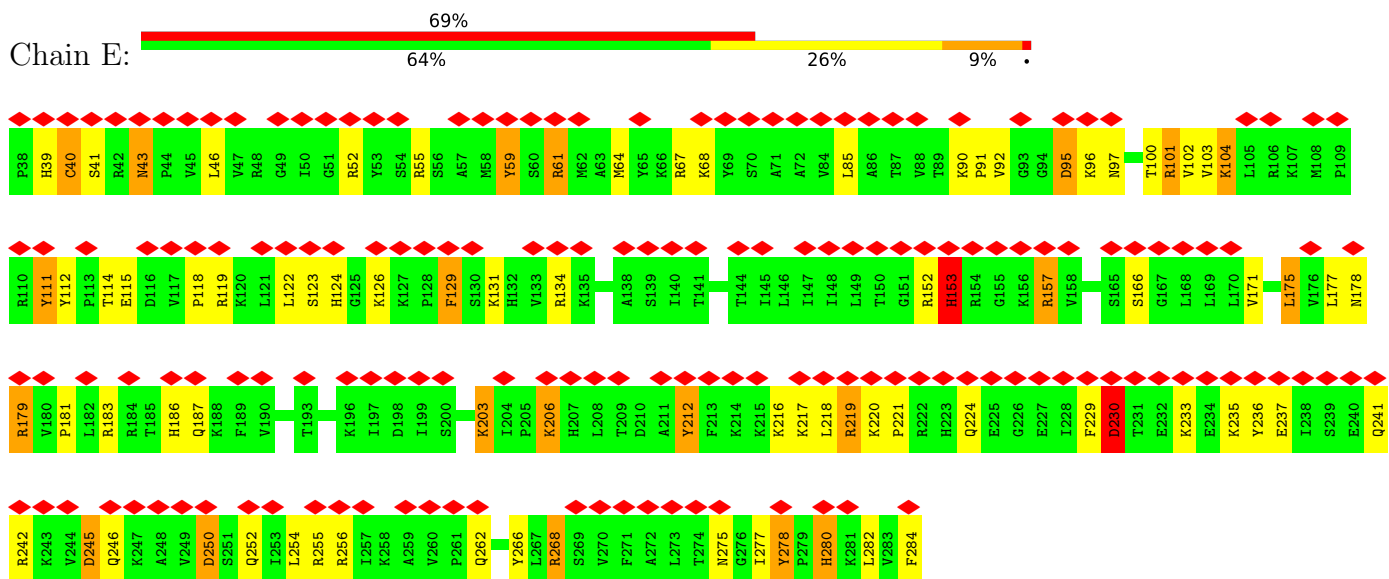


• Molecule 4: Ribosomal protein uL2

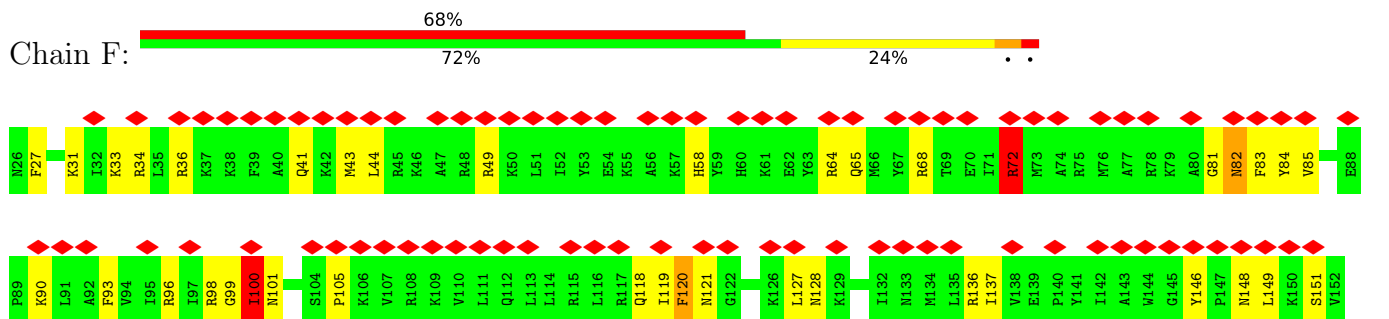


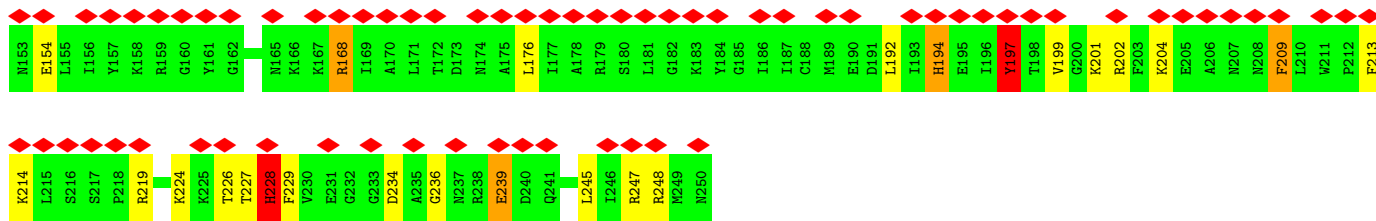


• Molecule 8: Ribosomal protein eL6

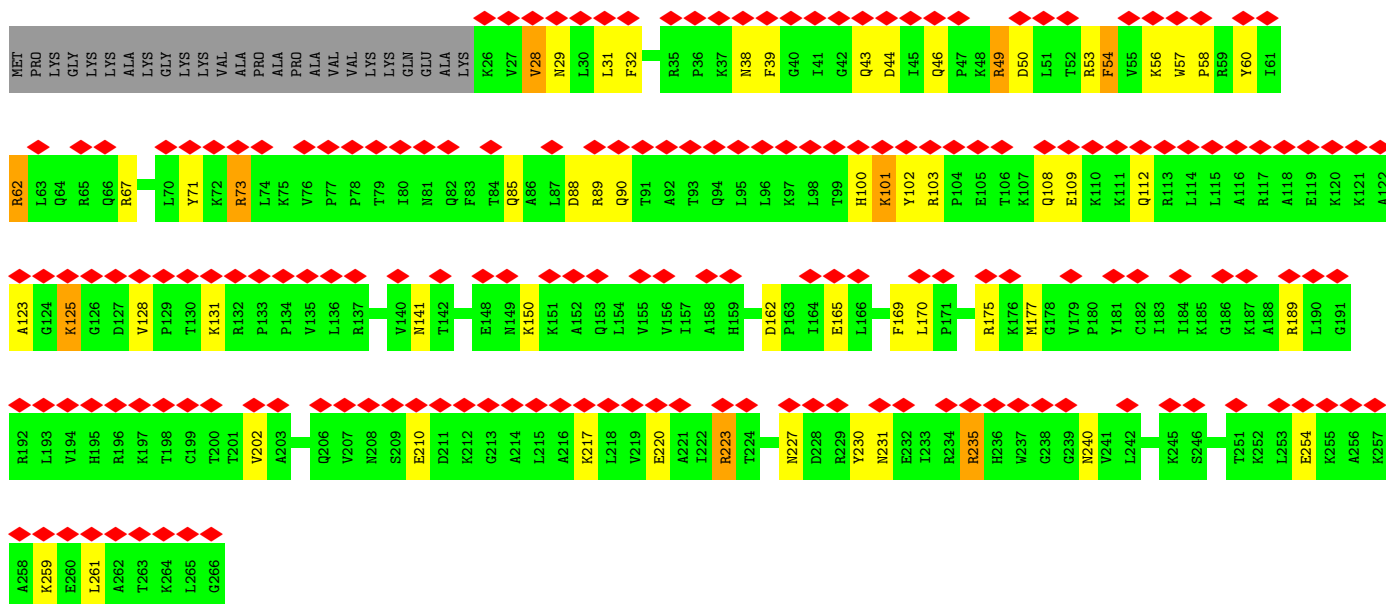


• Molecule 9: Ribosomal protein uL30

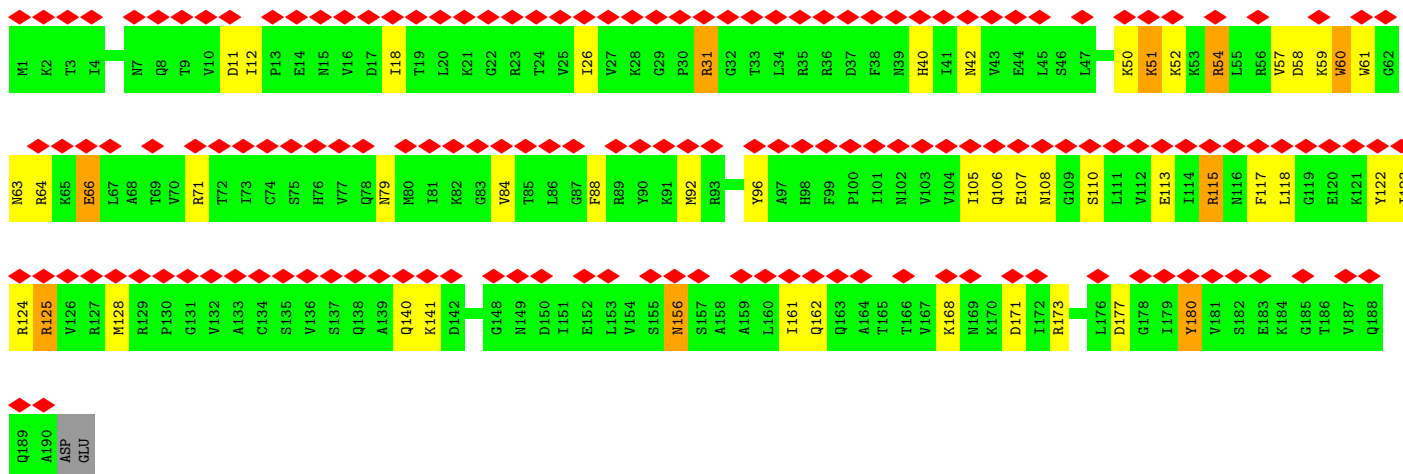
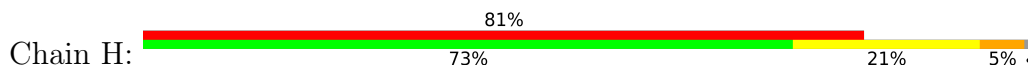




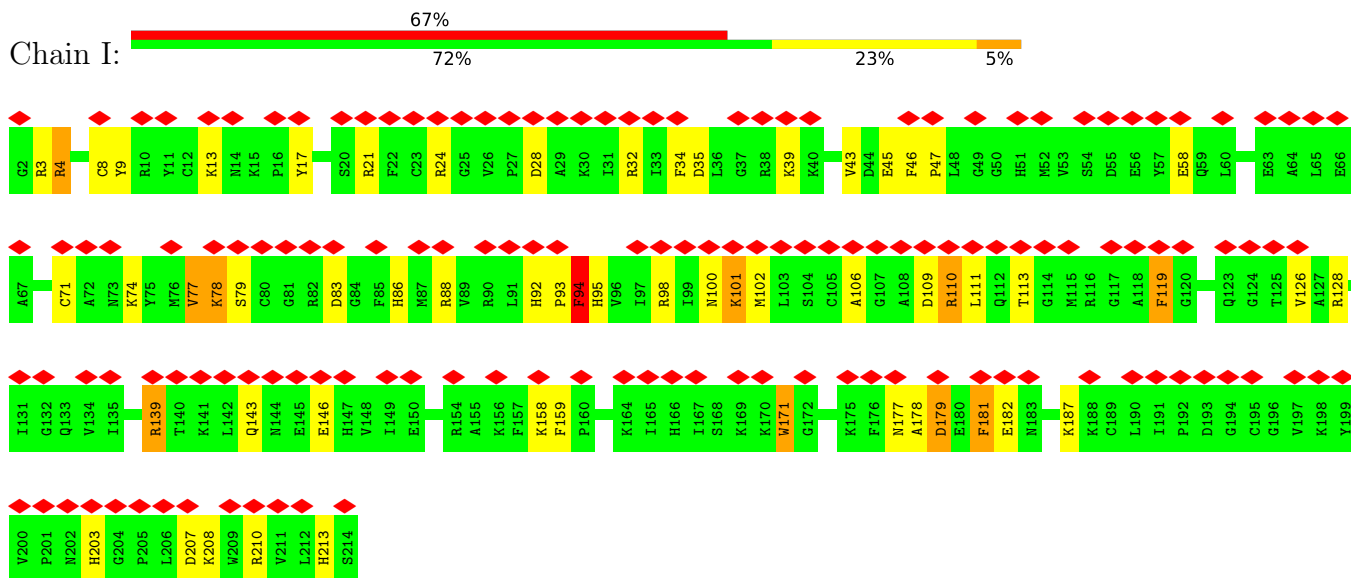
- Molecule 10: Ribosomal protein eL8



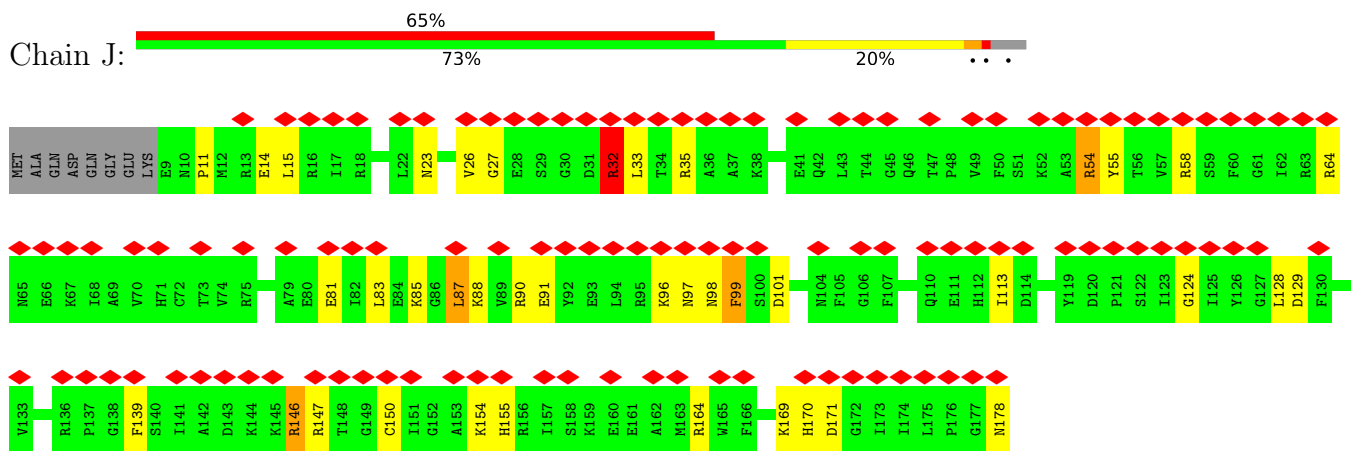
- Molecule 11: Ribosomal protein uL6



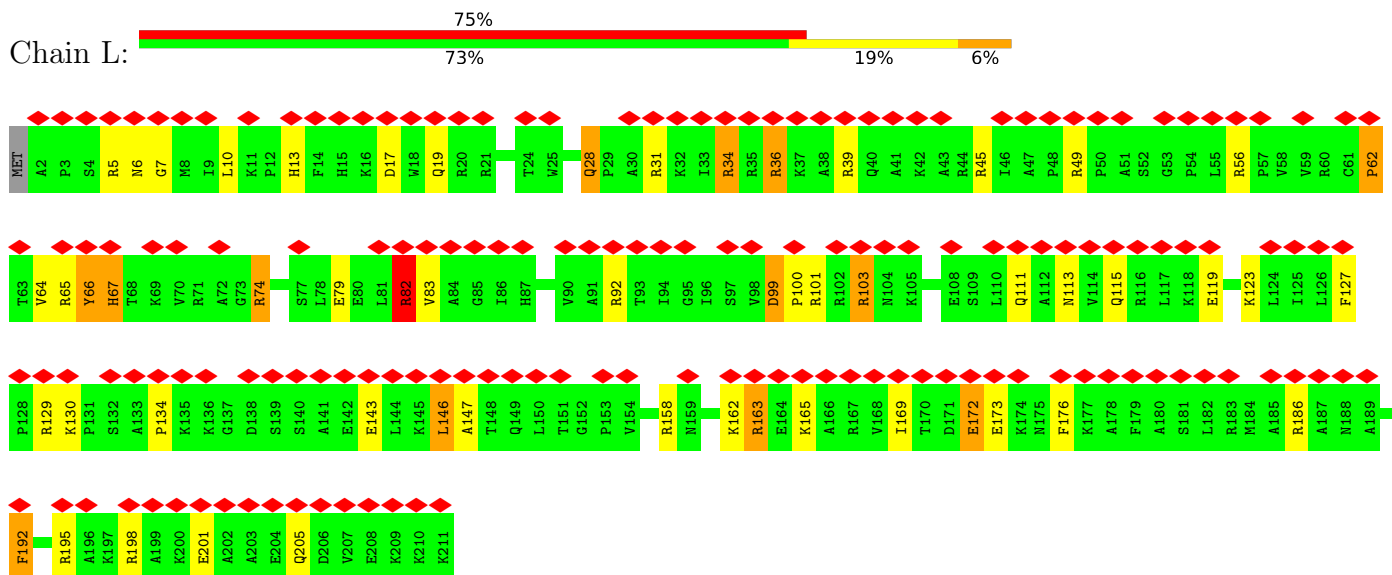
- Molecule 12: Ribosomal protein uL16



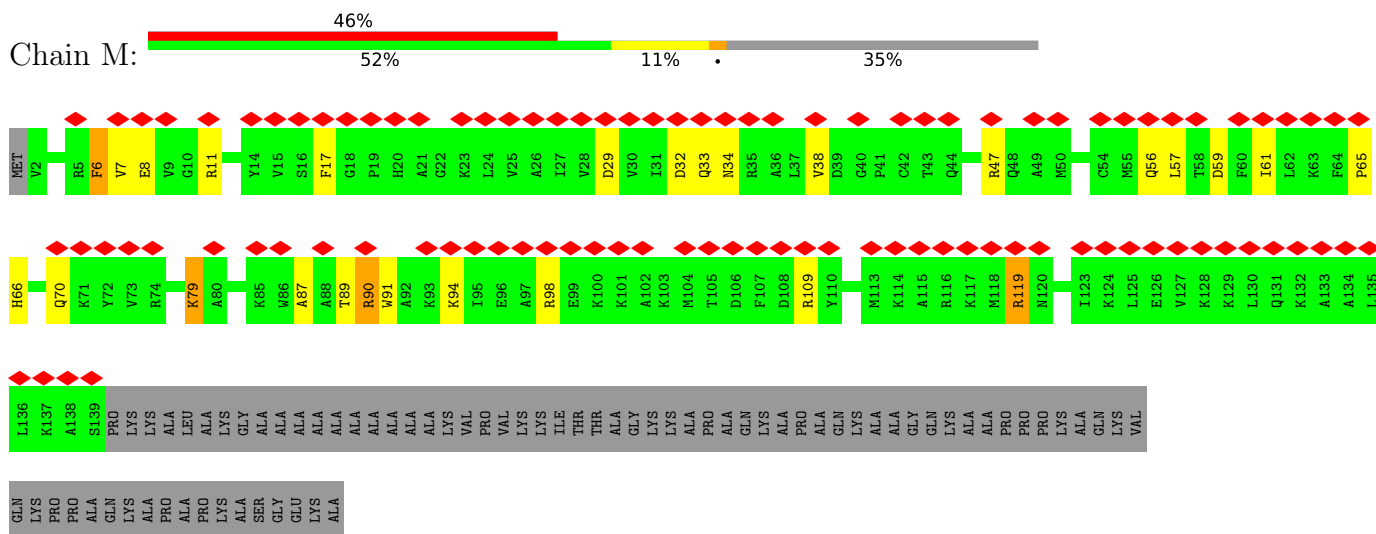
• Molecule 13: Ribosomal protein uL5



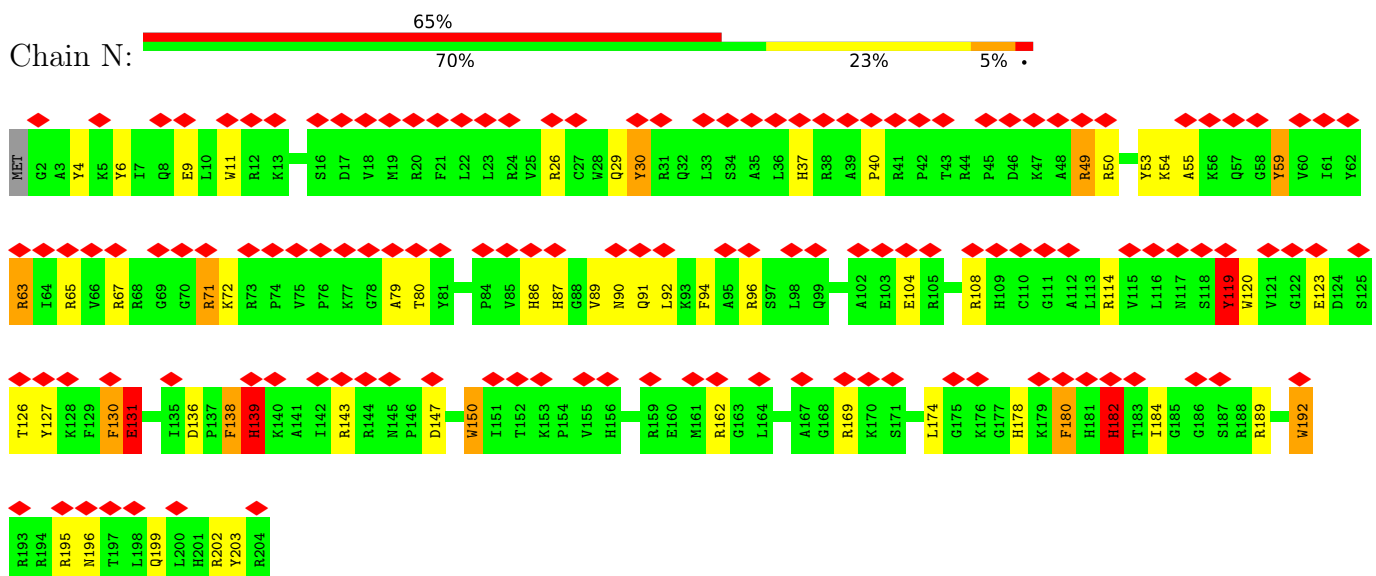
• Molecule 14: Ribosomal protein eL13



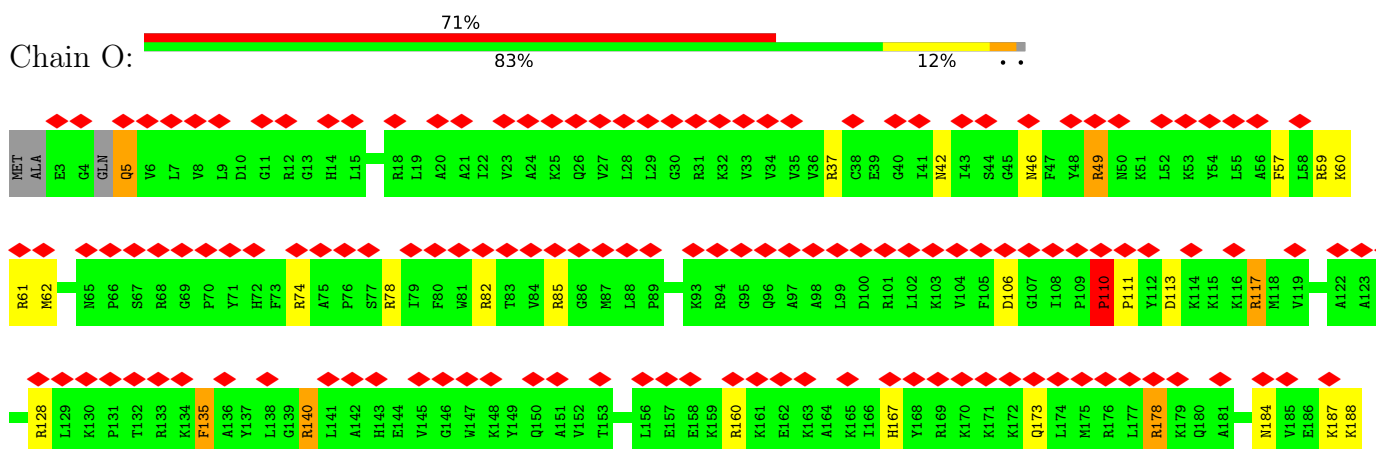
• Molecule 15: Ribosomal protein eL14

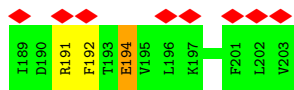


• Molecule 16: Ribosomal protein eL15

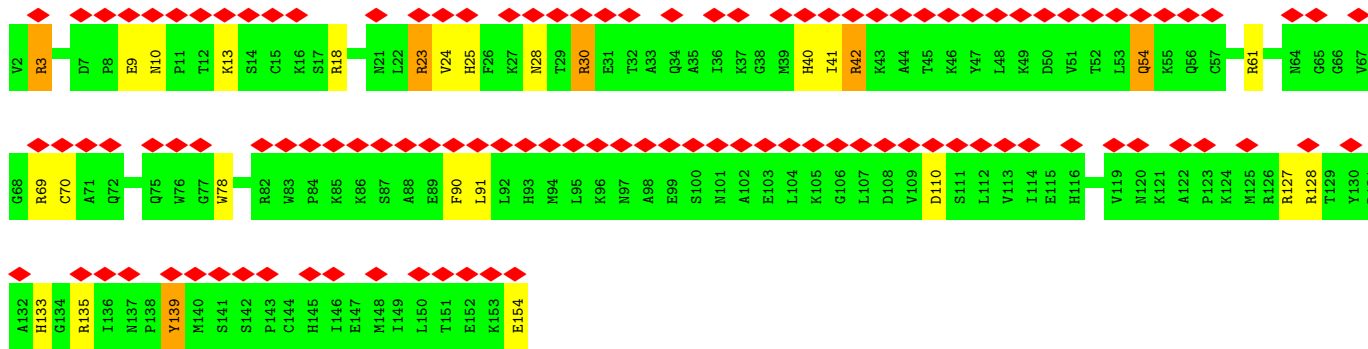
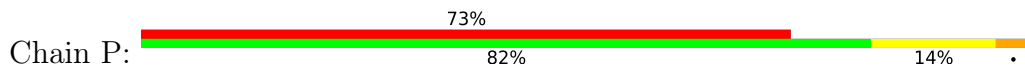


• Molecule 17: Ribosomal protein uL13

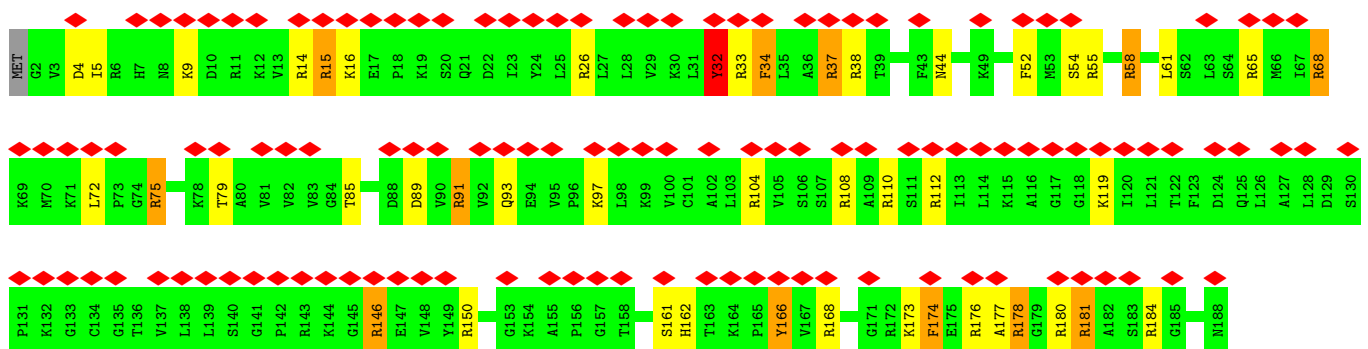
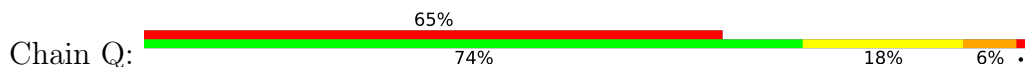




• Molecule 18: Ribosomal protein uL22



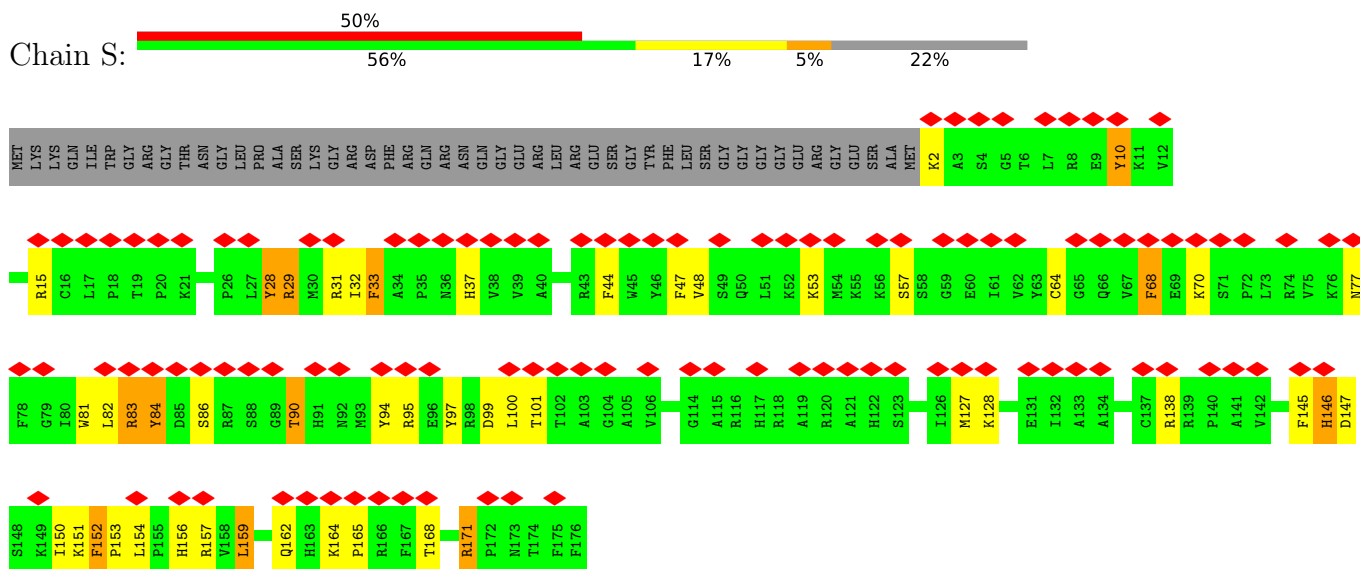
• Molecule 19: Ribosomal protein eL18



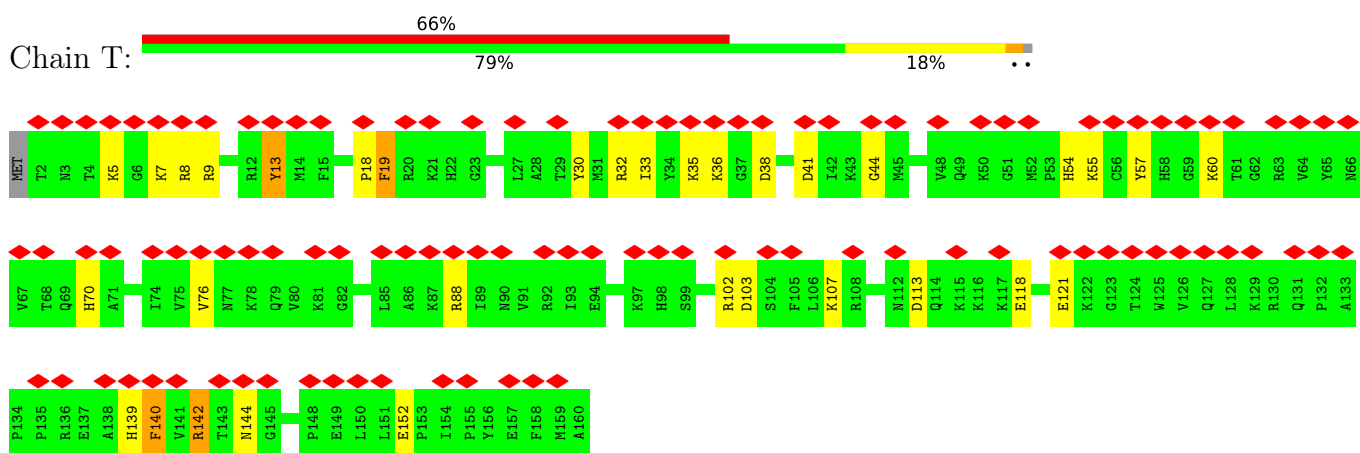
• Molecule 20: Ribosomal protein eL19



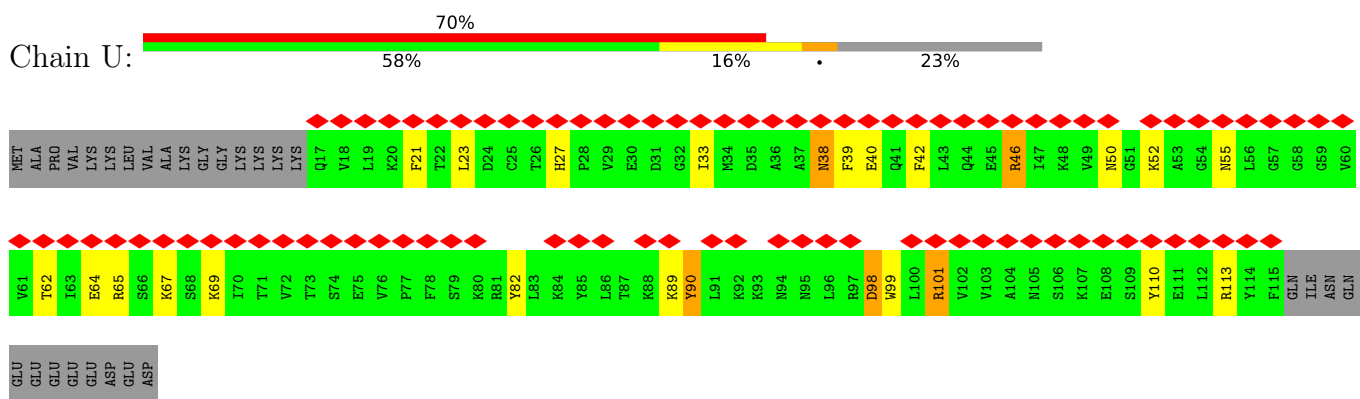
• Molecule 21: Ribosomal protein eL20

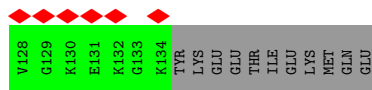


• Molecule 22: Ribosomal protein eL21

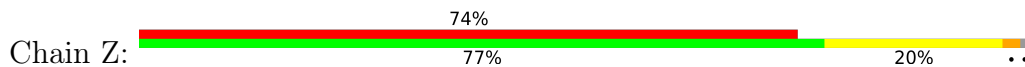


• Molecule 23: Ribosomal protein eL22

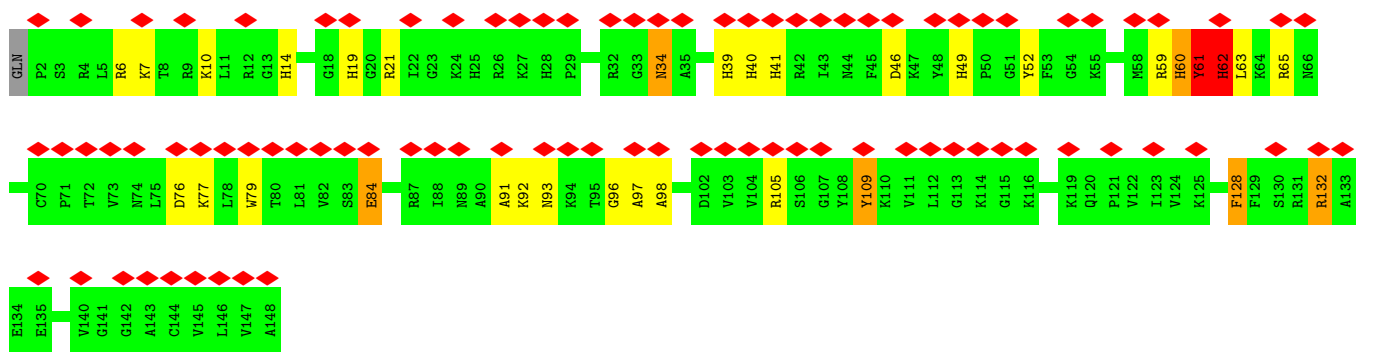
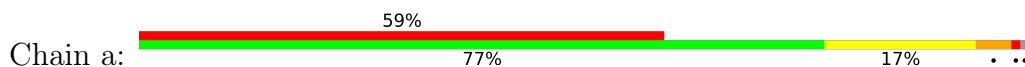




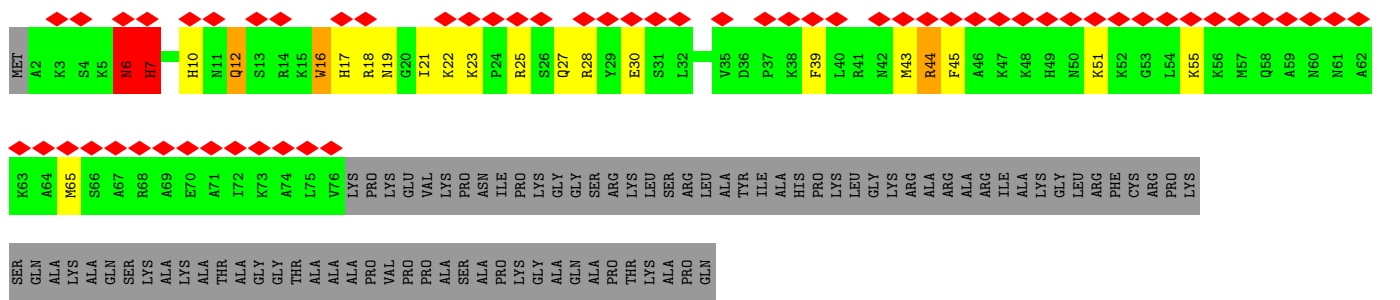
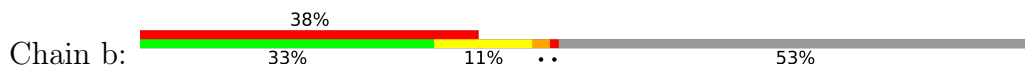
• Molecule 28: Ribosomal protein eL27



• Molecule 29: Ribosomal protein uL15

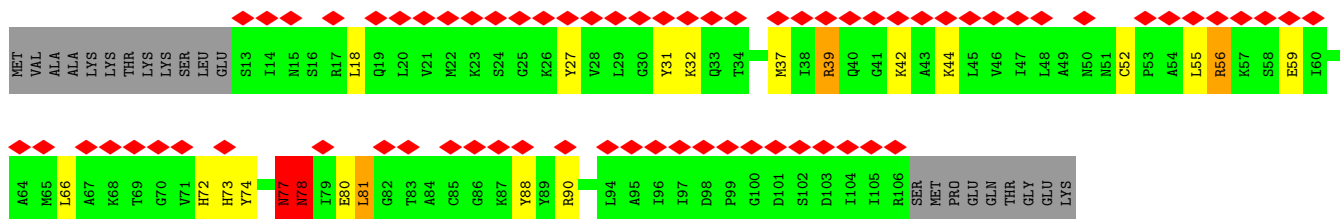


• Molecule 30: Ribosomal protein eL29

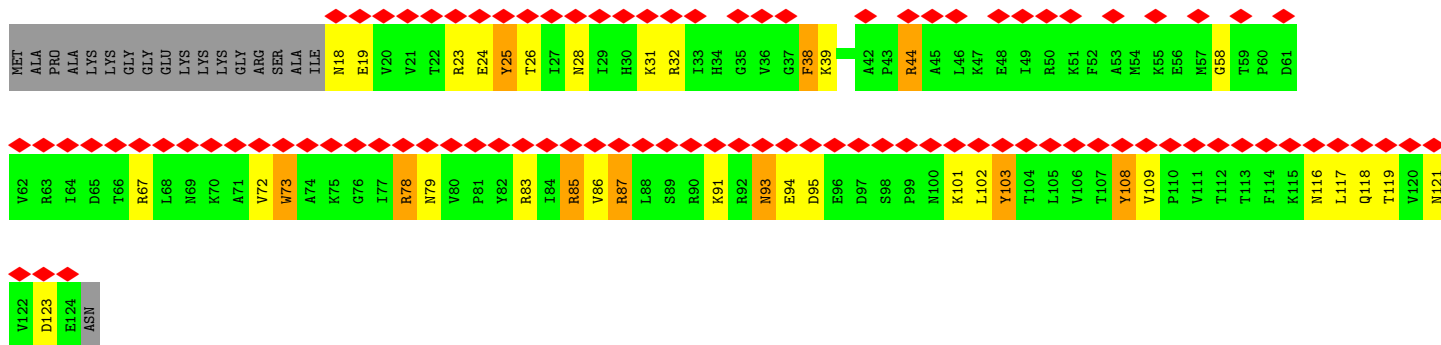
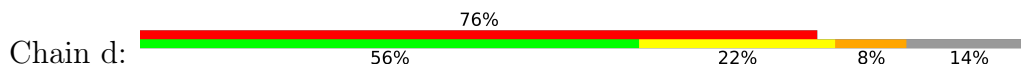


• Molecule 31: Ribosomal protein eL30

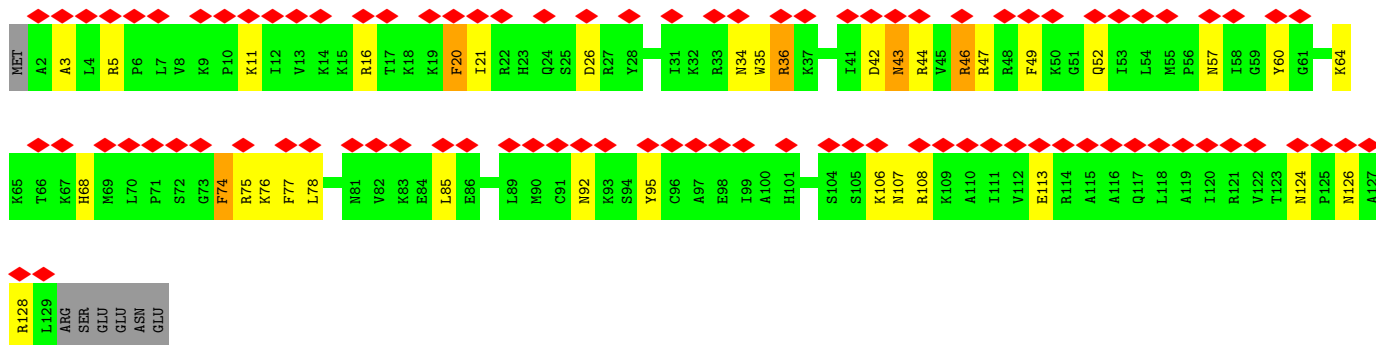




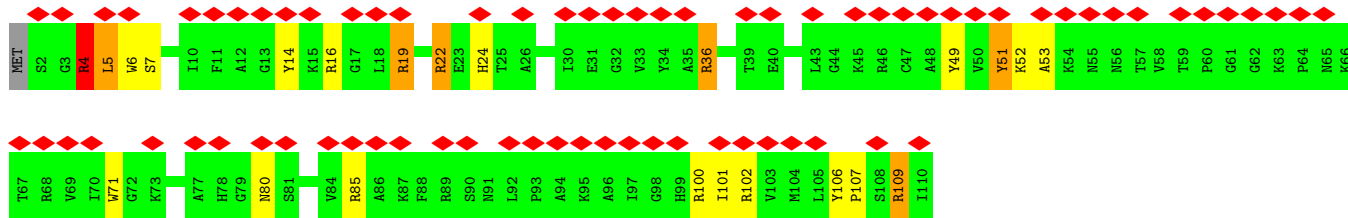
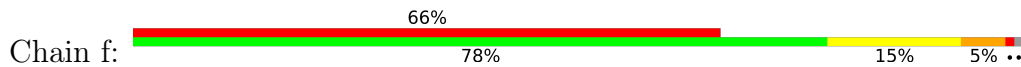
• Molecule 32: Ribosomal protein eL31



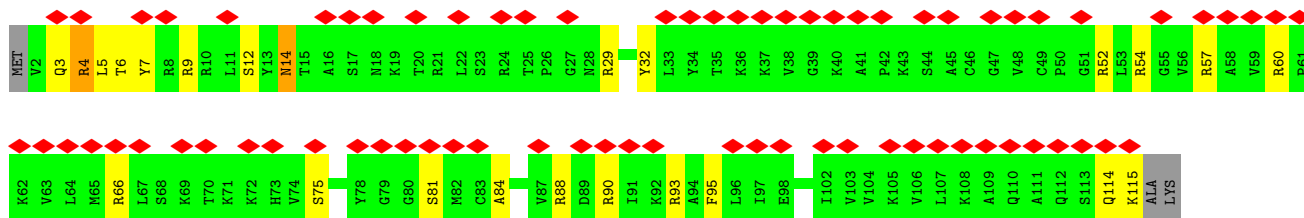
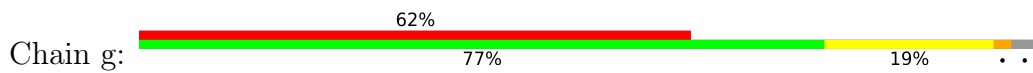
• Molecule 33: Ribosomal protein eL32



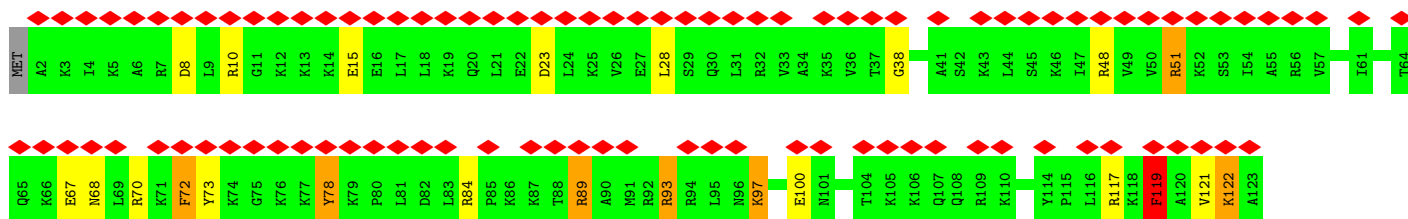
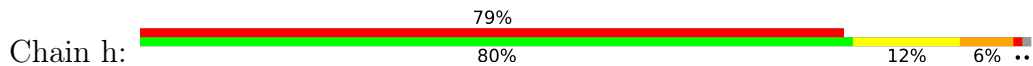
• Molecule 34: Ribosomal protein eL33



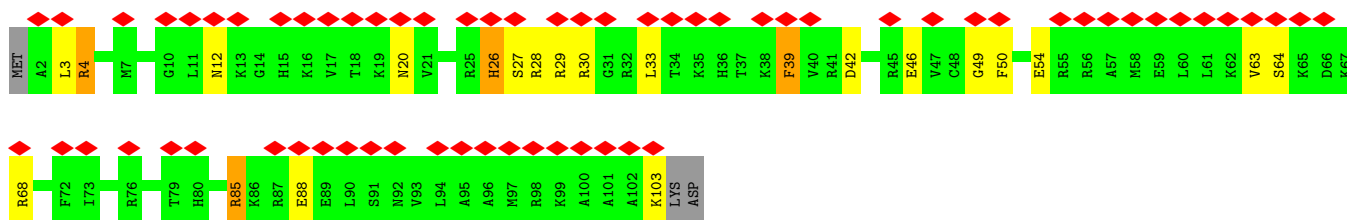
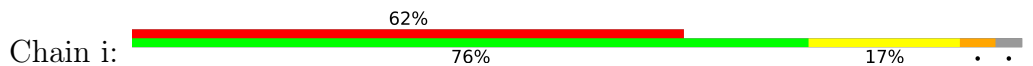
• Molecule 35: Ribosomal protein eL34



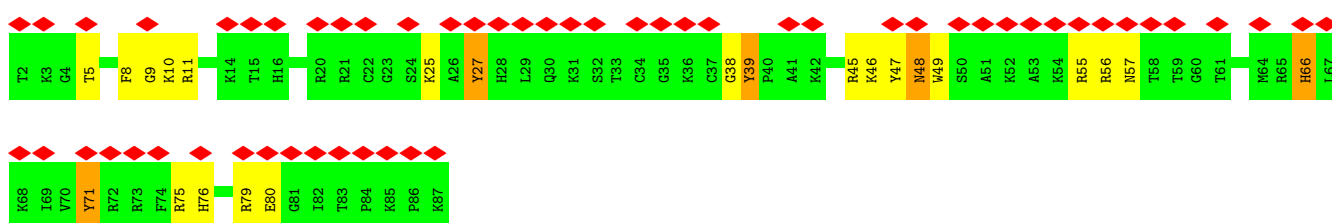
• Molecule 36: Ribosomal protein uL29



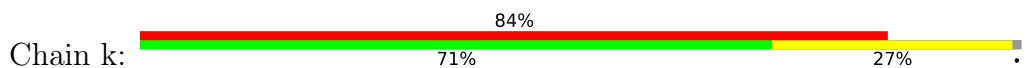
• Molecule 37: Ribosomal protein eL36

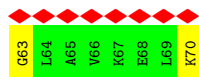


• Molecule 38: Ribosomal protein eL37

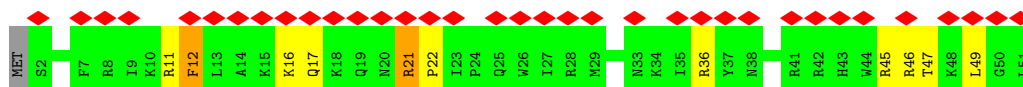
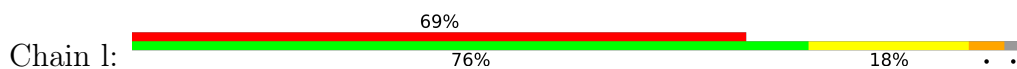


• Molecule 39: Ribosomal protein eL38

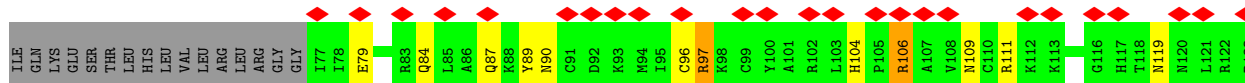
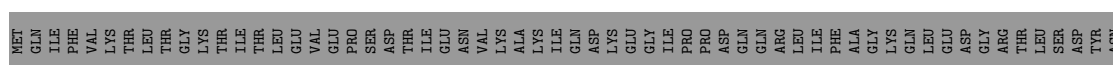




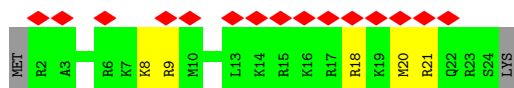
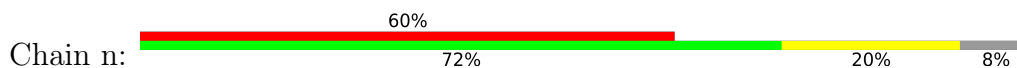
- Molecule 40: Ribosomal protein eL39



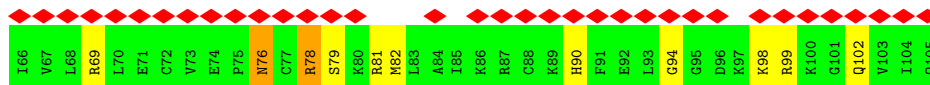
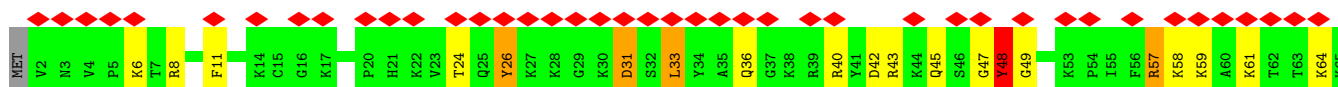
- Molecule 41: Ribosomal protein eL40



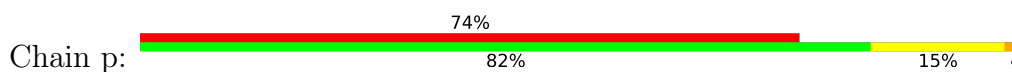
- Molecule 42: Ribosomal protein eL41

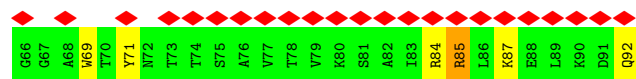


- Molecule 43: Ribosomal protein eL42

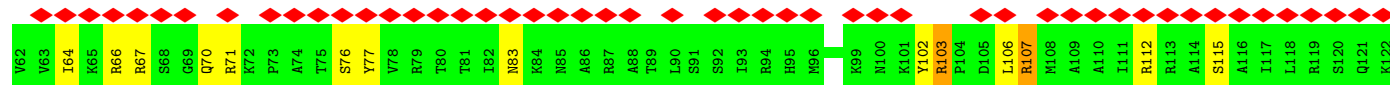
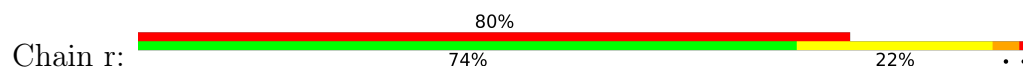


- Molecule 44: Ribosomal protein eL43





- Molecule 45: Ribosomal protein eL28



4 Experimental information

Property	Value	Source
EM reconstruction method	SINGLE PARTICLE	Depositor
Imposed symmetry	POINT, C1	Depositor
Number of particles used	80019	Depositor
Resolution determination method	FSC 0.143 CUT-OFF	Depositor
CTF correction method	Each particle	Depositor
Microscope	FEI TITAN KRIOS	Depositor
Voltage (kV)	300	Depositor
Electron dose ($e^-/\text{\AA}^2$)	27	Depositor
Minimum defocus (nm)	2500	Depositor
Maximum defocus (nm)	3500	Depositor
Magnification	104478	Depositor
Image detector	FEI FALCON II (4k x 4k)	Depositor
Maximum map value	0.933	Depositor
Minimum map value	-0.562	Depositor
Average map value	0.001	Depositor
Map value standard deviation	0.024	Depositor
Recommended contour level	0.065	Depositor
Map size (\AA)	549.4, 549.4, 549.4	wwPDB
Map dimensions	410, 410, 410	wwPDB
Map angles ($^\circ$)	90.0, 90.0, 90.0	wwPDB
Pixel spacing (\AA)	1.34, 1.34, 1.34	Depositor

5 Model quality

5.1 Standard geometry

Bond lengths and bond angles in the following residue types are not validated in this section: ZN, MG

The Z score for a bond length (or angle) is the number of standard deviations the observed value is removed from the expected value. A bond length (or angle) with $|Z| > 5$ is considered an outlier worth inspection. RMSZ is the root-mean-square of all Z scores of the bond lengths (or angles).

Mol	Chain	Bond lengths		Bond angles	
		RMSZ	# Z >5	RMSZ	# Z >5
1	5	0.64	80/87792 (0.1%)	1.13	737/136945 (0.5%)
2	7	0.53	1/2858 (0.0%)	0.96	9/4455 (0.2%)
3	8	0.68	3/3701 (0.1%)	1.19	42/5766 (0.7%)
4	A	0.80	3/1906 (0.2%)	1.26	21/2556 (0.8%)
5	B	0.81	8/3214 (0.2%)	1.16	25/4308 (0.6%)
6	C	0.73	3/2973 (0.1%)	1.12	18/3990 (0.5%)
7	D	0.73	2/2426 (0.1%)	1.23	28/3252 (0.9%)
8	E	0.73	5/1941 (0.3%)	1.21	20/2601 (0.8%)
9	F	0.80	2/1905 (0.1%)	1.27	26/2539 (1.0%)
10	G	0.76	4/1966 (0.2%)	1.09	14/2645 (0.5%)
11	H	0.77	3/1537 (0.2%)	1.17	10/2066 (0.5%)
12	I	0.66	1/1753 (0.1%)	1.11	12/2343 (0.5%)
13	J	0.63	1/1382 (0.1%)	1.04	11/1849 (0.6%)
14	L	0.70	2/1734 (0.1%)	1.12	15/2318 (0.6%)
15	M	0.76	2/1152 (0.2%)	1.11	5/1539 (0.3%)
16	N	0.84	4/1746 (0.2%)	1.33	23/2338 (1.0%)
17	O	0.72	3/1684 (0.2%)	1.11	12/2251 (0.5%)
18	P	0.74	2/1268 (0.2%)	1.10	9/1701 (0.5%)
19	Q	0.69	0/1530	1.35	31/2041 (1.5%)
20	R	0.79	3/1524 (0.2%)	1.27	20/2013 (1.0%)
21	S	0.95	8/1493 (0.5%)	1.30	20/2002 (1.0%)
22	T	0.67	1/1326 (0.1%)	1.04	7/1770 (0.4%)
23	U	0.63	1/822 (0.1%)	1.03	3/1103 (0.3%)
24	V	0.89	4/993 (0.4%)	1.11	7/1332 (0.5%)
25	W	0.71	0/541	1.23	5/720 (0.7%)
26	X	0.64	0/993	1.09	10/1334 (0.7%)
27	Y	0.72	0/1132	1.24	19/1504 (1.3%)
28	Z	0.63	0/1130	1.11	11/1507 (0.7%)
29	a	0.93	6/1192 (0.5%)	1.37	17/1591 (1.1%)
30	b	0.88	2/620 (0.3%)	1.17	5/819 (0.6%)
31	c	0.70	0/742	1.14	5/996 (0.5%)
32	d	0.84	3/903 (0.3%)	1.37	16/1216 (1.3%)

Mol	Chain	Bond lengths		Bond angles	
		RMSZ	# Z >5	RMSZ	# Z >5
33	e	0.90	3/1071 (0.3%)	1.23	15/1429 (1.0%)
34	f	1.02	2/895 (0.2%)	1.34	17/1198 (1.4%)
35	g	0.65	0/916	1.08	5/1220 (0.4%)
36	h	0.63	0/1023	1.22	14/1350 (1.0%)
37	i	0.63	0/843	1.19	8/1115 (0.7%)
38	j	0.97	1/721 (0.1%)	1.43	11/953 (1.2%)
39	k	0.59	0/575	0.97	1/761 (0.1%)
40	l	0.70	0/454	1.14	4/599 (0.7%)
41	m	0.57	0/435	1.02	3/575 (0.5%)
42	n	0.49	0/223	1.01	0/284
43	o	0.64	0/864	1.27	9/1140 (0.8%)
44	p	0.64	1/718 (0.1%)	1.00	3/953 (0.3%)
45	r	0.68	0/1017	1.12	8/1365 (0.6%)
All	All	0.68	164/147634 (0.1%)	1.15	1311/218352 (0.6%)

Chiral center outliers are detected by calculating the chiral volume of a chiral center and verifying if the center is modelled as a planar moiety or with the opposite hand. A planarity outlier is detected by checking planarity of atoms in a peptide group, atoms in a mainchain group or atoms of a sidechain that are expected to be planar.

Mol	Chain	#Chirality outliers	#Planarity outliers
1	5	1	155
2	7	0	2
3	8	0	11
4	A	0	6
5	B	0	13
6	C	0	5
7	D	0	8
8	E	0	12
9	F	0	5
10	G	0	3
11	H	0	3
12	I	0	5
13	J	0	2
14	L	0	5
15	M	0	4
16	N	0	11
17	O	0	3
18	P	0	1
19	Q	0	5
20	R	0	6
21	S	0	11

Continued on next page...

Continued from previous page...

Mol	Chain	#Chirality outliers	#Planarity outliers
22	T	0	2
23	U	0	2
24	V	0	3
25	W	0	1
26	X	0	1
27	Y	0	4
29	a	0	9
30	b	0	1
31	c	0	2
32	d	0	4
33	e	0	4
34	f	0	2
35	g	0	1
36	h	0	3
37	i	0	3
38	j	0	4
39	k	0	1
43	o	0	6
44	p	0	1
45	r	0	5
All	All	1	335

All (164) bond length outliers are listed below:

Mol	Chain	Res	Type	Atoms	Z	Observed(Å)	Ideal(Å)
1	5	1823	G	O3'-P	41.50	2.10	1.61
10	G	109	GLU	CD-OE2	16.18	1.43	1.25
11	H	66	GLU	CD-OE1	15.80	1.43	1.25
34	f	6	TRP	CB-CG	-15.72	1.22	1.50
30	b	16	TRP	CB-CG	-13.53	1.25	1.50
20	R	95	TRP	CB-CG	-12.09	1.28	1.50
24	V	97	TYR	CB-CG	-11.84	1.33	1.51
33	e	35	TRP	CB-CG	-10.26	1.31	1.50
10	G	54	PHE	CB-CG	-9.89	1.34	1.51
16	N	192	TRP	CB-CG	-9.30	1.33	1.50
15	M	6	PHE	CB-CG	-8.92	1.36	1.51
5	B	215	GLU	CD-OE1	8.86	1.35	1.25
24	V	97	TYR	CA-CB	8.62	1.73	1.53
8	E	278	TYR	CA-CB	8.48	1.72	1.53
29	a	109	TYR	CA-CB	8.37	1.72	1.53
1	5	4547	C	O3'-P	8.28	1.71	1.61
21	S	81	TRP	CA-CB	8.09	1.71	1.53

Continued on next page...

Continued from previous page...

Mol	Chain	Res	Type	Atoms	Z	Observed(Å)	Ideal(Å)
21	S	10	TYR	CB-CG	-8.09	1.39	1.51
1	5	45	U	O3'-P	-8.01	1.51	1.61
1	5	3652	A	O3'-P	7.95	1.70	1.61
8	E	278	TYR	CB-CG	-7.87	1.39	1.51
20	R	132	PHE	CB-CG	-7.82	1.38	1.51
29	a	84	GLU	CD-OE1	7.78	1.34	1.25
29	a	109	TYR	CB-CG	-7.66	1.40	1.51
34	f	6	TRP	CA-CB	7.37	1.70	1.53
1	5	4566	U	O3'-P	-7.34	1.52	1.61
1	5	2510	G	O3'-P	-7.24	1.52	1.61
1	5	2361	G	O3'-P	7.12	1.69	1.61
6	C	267	TRP	CB-CG	-7.05	1.37	1.50
1	5	1851	G	O3'-P	-7.01	1.52	1.61
21	S	81	TRP	CB-CG	-6.98	1.37	1.50
5	B	119	TYR	CB-CG	-6.95	1.41	1.51
1	5	1849	U	O3'-P	-6.93	1.52	1.61
13	J	14	GLU	CD-OE1	6.88	1.33	1.25
1	5	1364	U	O3'-P	6.83	1.69	1.61
29	a	128	PHE	CB-CG	-6.82	1.39	1.51
1	5	4693	C	O3'-P	6.81	1.69	1.61
22	T	13	TYR	CB-CG	-6.78	1.41	1.51
38	j	49	TRP	CB-CG	-6.77	1.38	1.50
1	5	2692	U	O3'-P	-6.76	1.53	1.61
1	5	514	U	O3'-P	6.71	1.69	1.61
5	B	274	TYR	CA-CB	6.67	1.68	1.53
32	d	25	TYR	CB-CG	-6.64	1.41	1.51
1	5	3692	A	O3'-P	6.63	1.69	1.61
1	5	2053	C	O3'-P	-6.62	1.53	1.61
1	5	964	A	O3'-P	6.60	1.69	1.61
12	I	171	TRP	CB-CG	-6.55	1.38	1.50
21	S	33	PHE	CB-CG	-6.52	1.40	1.51
1	5	1912	G	O3'-P	-6.51	1.53	1.61
1	5	4375	C	O3'-P	-6.50	1.53	1.61
2	7	90	A	O3'-P	-6.49	1.53	1.61
1	5	1522	G	O3'-P	6.48	1.69	1.61
1	5	2442	G	O3'-P	-6.44	1.53	1.61
6	C	111	TRP	CB-CG	-6.44	1.38	1.50
17	O	194	GLU	CD-OE1	6.41	1.32	1.25
14	L	17	ASP	CG-OD2	6.38	1.40	1.25
10	G	54	PHE	CA-CB	6.37	1.68	1.53
1	5	207	G	O3'-P	-6.30	1.53	1.61
7	D	213	GLU	CG-CD	6.29	1.61	1.51

Continued on next page...

Continued from previous page...

Mol	Chain	Res	Type	Atoms	Z	Observed(Å)	Ideal(Å)
8	E	101	ARG	CZ-NH2	6.26	1.41	1.33
1	5	1669	A	O3'-P	-6.25	1.53	1.61
21	S	10	TYR	CA-CB	6.21	1.67	1.53
17	O	106	ASP	CG-OD2	6.20	1.39	1.25
11	H	61	TRP	CB-CG	-6.17	1.39	1.50
1	5	171	U	O3'-P	-6.16	1.53	1.61
9	F	120	PHE	CB-CG	-6.08	1.41	1.51
1	5	1591	U	O3'-P	-6.06	1.53	1.61
1	5	2589	C	O3'-P	6.05	1.68	1.61
7	D	44	TYR	CA-CB	6.05	1.67	1.53
1	5	3901	A	O3'-P	-6.05	1.53	1.61
1	5	1756	U	C4-O4	-6.03	1.18	1.23
1	5	1636	U	O3'-P	-6.00	1.53	1.61
1	5	4464	A	O3'-P	5.97	1.68	1.61
21	S	152	PHE	CB-CG	-5.94	1.41	1.51
23	U	99	TRP	CB-CG	-5.93	1.39	1.50
1	5	2520	C	O3'-P	-5.91	1.54	1.61
1	5	1395	U	O3'-P	-5.90	1.54	1.61
32	d	73	TRP	CB-CG	-5.90	1.39	1.50
18	P	139	TYR	CB-CG	-5.89	1.42	1.51
30	b	16	TRP	CA-CB	5.86	1.66	1.53
5	B	119	TYR	CA-CB	5.85	1.66	1.53
1	5	2811	G	O3'-P	5.83	1.68	1.61
1	5	1357	C	O3'-P	5.82	1.68	1.61
5	B	274	TYR	CB-CG	-5.79	1.43	1.51
18	P	139	TYR	CA-CB	5.79	1.66	1.53
1	5	3635	A	O3'-P	5.71	1.68	1.61
44	p	18	TYR	CB-CG	-5.71	1.43	1.51
14	L	173	GLU	CD-OE2	5.71	1.31	1.25
1	5	2055	G	O3'-P	5.70	1.68	1.61
1	5	32	G	O3'-P	-5.70	1.54	1.61
24	V	97	TYR	CD2-CE2	-5.70	1.30	1.39
1	5	90	G	O3'-P	-5.70	1.54	1.61
1	5	2325	C	O3'-P	5.69	1.68	1.61
1	5	2394	G	O3'-P	-5.68	1.54	1.61
1	5	147	A	O3'-P	-5.68	1.54	1.61
5	B	235	TRP	CG-CD1	-5.65	1.28	1.36
1	5	2649	G	O3'-P	-5.65	1.54	1.61
32	d	25	TYR	CA-CB	5.64	1.66	1.53
1	5	4239	A	O3'-P	5.63	1.68	1.61
1	5	2051	C	O3'-P	5.58	1.67	1.61
1	5	2535	G	O3'-P	-5.58	1.54	1.61

Continued on next page...

Continued from previous page...

Mol	Chain	Res	Type	Atoms	Z	Observed(Å)	Ideal(Å)
1	5	1627	G	O3'-P	5.58	1.67	1.61
16	N	119	TYR	CB-CG	-5.57	1.43	1.51
1	5	5001	U	O3'-P	-5.56	1.54	1.61
1	5	53	C	O3'-P	5.55	1.67	1.61
10	G	109	GLU	CG-CD	5.51	1.60	1.51
29	a	79	TRP	CB-CG	-5.49	1.40	1.50
1	5	4326	G	O3'-P	-5.49	1.54	1.61
1	5	332	C	O3'-P	-5.48	1.54	1.61
1	5	1282	G	O3'-P	-5.47	1.54	1.61
1	5	4276	G	O3'-P	5.46	1.67	1.61
1	5	3875	G	O3'-P	5.46	1.67	1.61
15	M	6	PHE	CA-CB	5.43	1.66	1.53
3	8	64	U	O3'-P	5.43	1.67	1.61
21	S	29	ARG	CG-CD	5.42	1.65	1.51
1	5	1381	U	O3'-P	-5.39	1.54	1.61
1	5	372	A	O3'-P	-5.38	1.54	1.61
1	5	89	C	O3'-P	-5.37	1.54	1.61
17	O	106	ASP	CG-OD1	5.36	1.37	1.25
33	e	74	PHE	CB-CG	-5.35	1.42	1.51
8	E	250	ASP	CG-OD2	5.28	1.37	1.25
1	5	943	A	O3'-P	-5.27	1.54	1.61
1	5	2043	A	O3'-P	-5.27	1.54	1.61
1	5	4548	A	O5'-C5'	5.26	1.52	1.44
1	5	937	U	O3'-P	-5.26	1.54	1.61
4	A	40	TYR	CA-CB	5.26	1.65	1.53
4	A	211	PHE	CA-CB	5.25	1.65	1.53
1	5	2297	G	O3'-P	-5.25	1.54	1.61
1	5	4977	A	O3'-P	-5.25	1.54	1.61
1	5	4237	C	O3'-P	-5.24	1.54	1.61
24	V	98	PHE	CB-CG	-5.22	1.42	1.51
1	5	2368	A	O3'-P	-5.22	1.54	1.61
5	B	137	TRP	CB-CG	-5.21	1.40	1.50
1	5	1917	A	O3'-P	-5.20	1.54	1.61
8	E	97	ASN	CG-ND2	5.20	1.45	1.32
20	R	132	PHE	CA-CB	5.20	1.65	1.53
11	H	66	GLU	CD-OE2	5.19	1.31	1.25
3	8	80	A	O3'-P	5.17	1.67	1.61
16	N	120	TRP	CE3-CZ3	-5.16	1.29	1.38
16	N	130	PHE	CB-CG	-5.16	1.42	1.51
4	A	209	HIS	CA-CB	5.14	1.65	1.53
1	5	1457	G	O3'-P	-5.14	1.54	1.61
5	B	257	TRP	CE3-CZ3	-5.14	1.29	1.38

Continued on next page...

Continued from previous page...

Mol	Chain	Res	Type	Atoms	Z	Observed(Å)	Ideal(Å)
1	5	4275	G	O3'-P	5.13	1.67	1.61
1	5	381	U	O3'-P	-5.12	1.55	1.61
1	5	2037	C	C2-O2	-5.12	1.19	1.24
1	5	2054	U	O3'-P	-5.11	1.55	1.61
9	F	228	HIS	CA-CB	5.11	1.65	1.53
1	5	2406	G	O3'-P	5.11	1.67	1.61
1	5	1283	G	O3'-P	-5.09	1.55	1.61
6	C	102	PHE	CG-CD2	-5.09	1.31	1.38
21	S	152	PHE	CG-CD2	-5.09	1.31	1.38
1	5	97	G	O3'-P	5.08	1.67	1.61
33	e	35	TRP	CG-CD1	-5.08	1.29	1.36
1	5	4489	G	O3'-P	5.07	1.67	1.61
1	5	4206	C	O3'-P	-5.06	1.55	1.61
29	a	79	TRP	CA-CB	5.05	1.65	1.53
1	5	1682	A	C6-N6	-5.04	1.29	1.33
3	8	73	U	O3'-P	5.04	1.67	1.61
1	5	1883	G	O3'-P	-5.04	1.55	1.61
1	5	4497	U	O3'-P	5.03	1.67	1.61
1	5	2324	C	O3'-P	5.03	1.67	1.61
1	5	4334	U	O3'-P	-5.00	1.55	1.61
1	5	2667	C	O3'-P	-5.00	1.55	1.61

All (1311) bond angle outliers are listed below:

Mol	Chain	Res	Type	Atoms	Z	Observed(°)	Ideal(°)
3	8	60	G	N9-C1'-C2'	16.18	135.03	114.00
38	j	11	ARG	NE-CZ-NH2	-13.77	113.42	120.30
19	Q	37	ARG	NE-CZ-NH2	12.86	126.73	120.30
1	5	92	C	N1-C1'-C2'	-12.64	97.57	114.00
12	I	139	ARG	CG-CD-NE	12.31	137.66	111.80
1	5	1214	C	N1-C1'-C2'	11.96	129.55	114.00
1	5	1	C	N1-C1'-C2'	11.86	129.42	114.00
4	A	3	ARG	NE-CZ-NH1	11.82	126.21	120.30
32	d	44	ARG	NE-CZ-NH1	11.31	125.96	120.30
36	h	93	ARG	NE-CZ-NH1	11.21	125.91	120.30
1	5	4693	C	O4'-C1'-N1	-11.12	99.31	108.20
20	R	132	PHE	CB-CA-C	11.12	132.63	110.40
1	5	4275	G	N9-C1'-C2'	-11.11	99.56	114.00
7	D	265	ARG	NE-CZ-NH1	11.11	125.85	120.30
1	5	4373	G	N9-C1'-C2'	11.10	128.43	114.00
1	5	2361	G	N9-C1'-C2'	-10.99	99.72	114.00
29	a	61	TYR	CA-CB-CG	10.96	134.22	113.40

Continued on next page...

Continued from previous page...

Mol	Chain	Res	Type	Atoms	Z	Observed(°)	Ideal(°)
1	5	4871	C	N1-C1'-C2'	10.88	128.14	114.00
1	5	1938	C	N1-C1'-C2'	10.84	128.09	114.00
15	M	6	PHE	CB-CG-CD2	-10.80	113.24	120.80
20	R	108	ARG	NE-CZ-NH1	10.79	125.70	120.30
1	5	151	G	N9-C1'-C2'	-10.77	100.00	114.00
29	a	132	ARG	NE-CZ-NH1	10.65	125.62	120.30
16	N	192	TRP	CA-CB-CG	10.62	133.88	113.70
16	N	131	GLU	CA-CB-CG	10.56	136.63	113.40
27	Y	87	ARG	NE-CZ-NH2	10.55	125.58	120.30
1	5	2513	A	N9-C1'-C2'	10.53	127.68	114.00
1	5	4528	G	C2'-C3'-O3'	10.50	132.61	109.50
1	5	4163	U	C4'-C3'-O3'	10.46	133.93	113.00
37	i	85	ARG	NE-CZ-NH1	10.45	125.52	120.30
3	8	34	U	C4'-C3'-O3'	-10.35	87.66	109.40
1	5	1211	G	C2'-C3'-O3'	10.34	132.25	109.50
29	a	109	TYR	CA-CB-CG	-10.21	93.99	113.40
1	5	62	A	N9-C1'-C2'	10.21	127.28	114.00
1	5	1329	G	C2'-C3'-O3'	10.19	131.92	109.50
43	o	78	ARG	NE-CZ-NH2	10.16	125.38	120.30
1	5	2436	U	N1-C1'-C2'	10.11	127.14	114.00
1	5	2586	G	N9-C1'-C2'	10.08	127.10	114.00
1	5	664	G	O4'-C1'-N9	10.06	116.25	108.20
1	5	1358	G	C4'-C3'-O3'	10.04	133.08	113.00
1	5	1890	G	N9-C1'-C2'	-10.04	100.94	114.00
1	5	1887	G	N9-C1'-C2'	-10.02	100.97	114.00
1	5	2389	A	C2'-C3'-O3'	10.02	131.55	109.50
1	5	4518	A	O5'-P-OP2	-10.02	96.68	105.70
32	d	25	TYR	CA-CB-CG	-10.00	94.41	113.40
11	H	54	ARG	NE-CZ-NH1	9.99	125.29	120.30
10	G	54	PHE	CB-CG-CD1	-9.97	113.82	120.80
8	E	278	TYR	CA-CB-CG	-9.95	94.50	113.40
1	5	1974	U	N1-C1'-C2'	9.92	126.90	114.00
1	5	1379	C	O4'-C1'-N1	9.92	116.14	108.20
1	5	1992	U	N1-C1'-C2'	9.86	126.82	114.00
20	R	132	PHE	CB-CG-CD1	-9.84	113.92	120.80
1	5	2666	U	N1-C1'-C2'	-9.79	101.22	112.00
1	5	4693	C	N1-C1'-C2'	9.79	126.73	114.00
1	5	2046	G	O4'-C1'-N9	9.77	116.02	108.20
29	a	61	TYR	CB-CG-CD1	-9.70	115.18	121.00
29	a	128	PHE	CB-CG-CD1	-9.70	114.01	120.80
8	E	278	TYR	CB-CA-C	9.69	129.78	110.40
1	5	1398	A	N9-C1'-C2'	9.68	126.58	114.00

Continued on next page...

Continued from previous page...

Mol	Chain	Res	Type	Atoms	Z	Observed(°)	Ideal(°)
3	8	14	U	N1-C1'-C2'	9.67	126.57	114.00
1	5	2394	G	N9-C1'-C2'	-9.67	101.36	112.00
25	W	44	ARG	NE-CZ-NH1	9.66	125.13	120.30
34	f	36	ARG	NE-CZ-NH1	9.65	125.13	120.30
1	5	4464	A	O4'-C1'-N9	-9.65	100.48	108.20
1	5	4750	G	N9-C1'-C2'	-9.62	101.42	112.00
1	5	4677	U	N1-C1'-C2'	-9.59	101.45	112.00
1	5	4162	C	N1-C1'-C2'	9.56	126.43	114.00
1	5	514	U	N1-C1'-C2'	-9.56	101.49	112.00
28	Z	36	ARG	NE-CZ-NH1	9.55	125.08	120.30
14	L	34	ARG	NE-CZ-NH1	9.53	125.06	120.30
1	5	1501	C	O4'-C1'-N1	9.52	115.82	108.20
1	5	5040	U	N1-C1'-C2'	9.51	126.36	114.00
1	5	172	C	O4'-C1'-N1	9.49	115.79	108.20
11	H	31	ARG	NE-CZ-NH1	9.48	125.04	120.30
1	5	1501	C	N1-C1'-C2'	9.45	126.29	114.00
38	j	66	HIS	N-CA-CB	9.45	127.62	110.60
13	J	32	ARG	NE-CZ-NH2	-9.45	115.58	120.30
1	5	42	A	O4'-C1'-N9	9.45	115.76	108.20
1	5	315	G	O4'-C1'-N9	9.45	115.76	108.20
1	5	2438	A	N9-C1'-C2'	-9.44	101.61	112.00
20	R	95	TRP	N-CA-CB	9.42	127.56	110.60
1	5	294	G	O4'-C1'-N9	9.41	115.72	108.20
17	O	178	ARG	NE-CZ-NH1	9.40	125.00	120.30
7	D	54	ARG	CG-CD-NE	-9.38	92.09	111.80
12	I	171	TRP	CA-CB-CG	-9.33	95.98	113.70
1	5	4280	A	N9-C1'-C2'	-9.28	101.80	112.00
1	5	5059	C	C2'-C3'-O3'	9.25	129.85	109.50
16	N	49	ARG	NE-CZ-NH1	9.24	124.92	120.30
1	5	1534	A	N9-C1'-C2'	9.19	125.95	114.00
27	Y	27	ARG	NE-CZ-NH2	9.19	124.89	120.30
1	5	280	G	O4'-C1'-N9	9.17	115.53	108.20
1	5	2406	G	N9-C1'-C2'	-9.15	101.94	112.00
1	5	4228	G	N9-C1'-C2'	-9.12	101.96	112.00
19	Q	91	ARG	NE-CZ-NH2	9.12	124.86	120.30
1	5	1474	C	C2'-C3'-O3'	9.09	129.49	109.50
1	5	2553	A	N9-C1'-C2'	9.08	125.80	114.00
1	5	1685	G	N9-C1'-C2'	9.06	125.78	114.00
1	5	2658	G	N9-C1'-C2'	-9.05	102.04	112.00
5	B	119	TYR	CB-CG-CD1	-9.03	115.58	121.00
29	a	79	TRP	CA-CB-CG	-9.03	96.55	113.70
6	C	78	ARG	NE-CZ-NH1	9.01	124.80	120.30

Continued on next page...

Continued from previous page...

Mol	Chain	Res	Type	Atoms	Z	Observed(°)	Ideal(°)
27	Y	126	ARG	NE-CZ-NH1	9.01	124.80	120.30
5	B	100	ARG	NE-CZ-NH2	-9.00	115.80	120.30
24	V	97	TYR	CB-CG-CD2	-9.00	115.60	121.00
1	5	1882	U	O5'-P-OP1	-8.96	97.64	105.70
32	d	85	ARG	NE-CZ-NH1	8.96	124.78	120.30
33	e	46	ARG	NE-CZ-NH1	8.95	124.77	120.30
6	C	267	TRP	CA-CB-CG	8.94	130.68	113.70
37	i	4	ARG	NE-CZ-NH1	8.94	124.77	120.30
3	8	94	G	O4'-C1'-N9	-8.93	101.06	108.20
1	5	4965	U	N1-C1'-C2'	-8.88	102.23	112.00
1	5	4911	A	O4'-C1'-N9	8.87	115.30	108.20
1	5	125	C	C2'-C3'-O3'	8.87	129.00	109.50
1	5	4385	A	N9-C1'-C2'	-8.86	102.25	112.00
32	d	25	TYR	CB-CA-C	8.85	128.09	110.40
8	E	119	ARG	NE-CZ-NH1	8.84	124.72	120.30
1	5	1815	G	N9-C1'-C2'	8.81	125.45	114.00
1	5	977	C	C2'-C3'-O3'	8.79	128.83	109.50
1	5	1534	A	O4'-C1'-N9	-8.79	101.17	108.20
1	5	1998	A	N9-C1'-C2'	8.78	125.42	114.00
44	p	85	ARG	NE-CZ-NH1	8.78	124.69	120.30
1	5	1356	U	C2'-C3'-O3'	8.78	128.81	109.50
22	T	13	TYR	CB-CG-CD2	-8.77	115.74	121.00
17	O	135	PHE	N-CA-C	8.77	134.68	111.00
1	5	978	G	C2'-C3'-O3'	8.76	128.77	109.50
1	5	2268	A	N9-C1'-C2'	8.75	125.37	114.00
1	5	1668	A	N9-C1'-C2'	8.73	125.36	114.00
1	5	1359	G	C2'-C3'-O3'	8.73	128.71	109.50
21	S	81	TRP	CB-CA-C	8.72	127.84	110.40
19	Q	58	ARG	NE-CZ-NH1	8.71	124.66	120.30
10	G	62	ARG	NE-CZ-NH2	-8.70	115.95	120.30
1	5	4976	U	O4'-C1'-N1	-8.69	101.25	108.20
6	C	311	ARG	NE-CZ-NH2	-8.69	115.95	120.30
1	5	31	U	N1-C1'-C2'	8.69	125.29	114.00
18	P	54	GLN	CA-CB-CG	8.68	132.49	113.40
1	5	2517	A	N9-C1'-C2'	8.66	125.26	114.00
1	5	4234	A	N9-C1'-C2'	8.66	125.26	114.00
21	S	81	TRP	CA-CB-CG	-8.66	97.25	113.70
1	5	2446	C	N1-C1'-C2'	8.65	125.24	114.00
36	h	117	ARG	CG-CD-NE	-8.63	93.68	111.80
1	5	2305	U	O4'-C1'-N1	-8.62	101.30	108.20
4	A	193	ARG	CG-CD-NE	-8.62	93.70	111.80
1	5	4404	U	N1-C1'-C2'	-8.61	102.53	112.00

Continued on next page...

Continued from previous page...

Mol	Chain	Res	Type	Atoms	Z	Observed(°)	Ideal(°)
43	o	31	ASP	CB-CA-C	8.60	127.60	110.40
1	5	1637	A	N9-C1'-C2'	-8.58	102.56	112.00
1	5	4221	C	N1-C1'-C2'	-8.57	102.57	112.00
2	7	56	G	N9-C1'-C2'	8.57	125.14	114.00
1	5	1980	U	O4'-C1'-N1	8.56	115.05	108.20
1	5	352	G	N9-C1'-C2'	-8.56	102.58	112.00
28	Z	121	ARG	NE-CZ-NH1	8.56	124.58	120.30
17	O	140	ARG	NE-CZ-NH2	8.53	124.56	120.30
1	5	2851	G	N9-C1'-C2'	-8.52	102.62	112.00
1	5	1439	C	C4'-C3'-O3'	-8.49	91.56	109.40
14	L	74	ARG	NE-CZ-NH1	8.49	124.55	120.30
1	5	1296	G	O4'-C1'-N9	8.49	114.99	108.20
1	5	1733	G	N9-C1'-C2'	-8.49	102.66	112.00
1	5	4563	U	N1-C1'-C2'	8.48	125.02	114.00
26	X	73	HIS	CB-CA-C	8.47	127.34	110.40
1	5	3790	U	N1-C1'-C2'	8.45	124.99	114.00
33	e	35	TRP	CA-CB-CG	-8.44	97.66	113.70
1	5	4119	C	C2'-C3'-O3'	8.42	128.03	109.50
1	5	1937	C	N1-C1'-C2'	8.42	124.95	114.00
4	A	67	TYR	CA-CB-CG	8.42	129.40	113.40
9	F	120	PHE	CB-CA-C	8.40	127.21	110.40
3	8	85	U	C2'-C3'-O3'	8.40	127.97	109.50
21	S	29	ARG	CA-CB-CG	8.38	131.83	113.40
36	h	78	TYR	CA-CB-CG	-8.37	97.49	113.40
8	E	268	ARG	NE-CZ-NH1	8.37	124.49	120.30
43	o	48	TYR	CB-CA-C	8.33	127.06	110.40
20	R	74	ARG	NE-CZ-NH1	-8.31	116.14	120.30
1	5	292	G	N9-C1'-C2'	8.28	124.77	114.00
36	h	78	TYR	CB-CA-C	8.27	126.94	110.40
1	5	958	G	C2'-C3'-O3'	8.26	127.67	109.50
3	8	70	G	N9-C1'-C2'	-8.24	102.93	112.00
21	S	29	ARG	CG-CD-NE	-8.22	94.53	111.80
10	G	53	ARG	NE-CZ-NH2	-8.22	116.19	120.30
7	D	268	ARG	NE-CZ-NH1	8.21	124.40	120.30
1	5	93	G	N9-C1'-C2'	8.21	124.67	114.00
21	S	10	TYR	CA-CB-CG	-8.20	97.82	113.40
20	R	132	PHE	N-CA-C	-8.20	88.86	111.00
1	5	2087	C	N1-C1'-C2'	-8.18	103.00	112.00
1	5	3879	G	N9-C1'-C2'	-8.18	103.00	112.00
1	5	4498	U	N1-C1'-C2'	-8.17	103.01	112.00
1	5	3653	A	N9-C1'-C2'	-8.16	103.02	112.00
1	5	2553	A	O4'-C1'-N9	8.15	114.72	108.20

Continued on next page...

Continued from previous page...

Mol	Chain	Res	Type	Atoms	Z	Observed(°)	Ideal(°)
1	5	3938	G	N9-C1'-C2'	8.15	124.60	114.00
1	5	2797	C	N1-C1'-C2'	-8.14	103.05	112.00
43	o	57	ARG	NE-CZ-NH1	8.14	124.37	120.30
30	b	44	ARG	NE-CZ-NH1	8.13	124.37	120.30
34	f	4	ARG	CA-CB-CG	8.12	131.27	113.40
1	5	2465	C	N1-C1'-C2'	8.12	124.56	114.00
1	5	2246	C	C2'-C3'-O3'	8.11	127.34	109.50
34	f	85	ARG	NE-CZ-NH2	-8.10	116.25	120.30
1	5	2806	A	N9-C1'-C2'	-8.09	103.10	112.00
3	8	34	U	C2'-C3'-O3'	8.09	127.30	109.50
1	5	4723	A	C4-N9-C1'	8.09	140.86	126.30
1	5	3773	U	C4'-C3'-O3'	8.09	129.17	113.00
9	F	58	HIS	CB-CA-C	-8.09	94.23	110.40
1	5	3735	G	C2'-C3'-O3'	8.08	127.27	109.50
1	5	1867	A	N9-C1'-C2'	8.07	124.50	114.00
17	O	37	ARG	NE-CZ-NH2	-8.07	116.27	120.30
1	5	3635	A	N9-C1'-C2'	-8.06	103.13	112.00
7	D	44	TYR	CB-CA-C	8.06	126.52	110.40
3	8	94	G	C2'-C3'-O3'	8.05	127.22	109.50
1	5	235	A	O4'-C1'-N9	8.05	114.64	108.20
1	5	3908	A	N9-C1'-C2'	8.04	124.45	114.00
7	D	248	ARG	NE-CZ-NH2	-8.04	116.28	120.30
1	5	2683	C	C2'-C3'-O3'	8.03	127.16	109.50
16	N	139	HIS	N-CA-CB	8.02	125.04	110.60
24	V	98	PHE	CB-CG-CD1	-8.02	115.18	120.80
1	5	3905	A	C2'-C3'-O3'	8.02	127.15	109.50
34	f	22	ARG	NE-CZ-NH1	8.02	124.31	120.30
1	5	4600	G	N9-C1'-C2'	-8.01	103.19	112.00
1	5	4497	U	N1-C1'-C2'	-8.00	103.20	112.00
4	A	193	ARG	NE-CZ-NH2	-8.00	116.30	120.30
12	I	119	PHE	CB-CG-CD1	8.00	126.40	120.80
16	N	143	ARG	CG-CD-NE	-7.99	95.02	111.80
1	5	4371	G	O4'-C1'-N9	7.97	114.58	108.20
3	8	34	U	C5'-C4'-O4'	7.97	118.67	109.10
1	5	4885	U	C2'-C3'-O3'	7.96	127.01	109.50
1	5	3692	A	C2'-C3'-O3'	7.94	126.96	109.50
18	P	3	ARG	NE-CZ-NH1	7.93	124.26	120.30
5	B	169	ARG	NE-CZ-NH1	7.92	124.26	120.30
19	Q	174	PHE	CB-CA-C	7.92	126.24	110.40
1	5	2394	G	O4'-C1'-N9	7.92	114.54	108.20
17	O	110	PRO	C-N-CD	-7.92	103.18	120.60
1	5	4163	U	N1-C1'-C2'	-7.91	103.30	112.00

Continued on next page...

Continued from previous page...

Mol	Chain	Res	Type	Atoms	Z	Observed(°)	Ideal(°)
1	5	4723	A	C8-N9-C1'	-7.91	113.47	127.70
5	B	62	ARG	NE-CZ-NH1	7.91	124.25	120.30
15	M	119	ARG	NE-CZ-NH2	7.90	124.25	120.30
27	Y	11	ARG	NE-CZ-NH2	-7.89	116.35	120.30
1	5	315	G	C1'-O4'-C4'	-7.89	103.59	109.90
1	5	2263	A	C5'-C4'-O4'	7.89	118.56	109.10
1	5	668	C	C2'-C3'-O3'	7.87	126.80	109.50
1	5	716	C	C2'-C3'-O3'	7.83	126.72	109.50
1	5	1805	A	N9-C1'-C2'	7.82	124.17	114.00
1	5	2263	A	O4'-C1'-N9	-7.82	101.94	108.20
1	5	353	A	N9-C1'-C2'	-7.81	103.41	112.00
3	8	64	U	N1-C1'-C2'	7.80	124.14	114.00
22	T	13	TYR	N-CA-CB	-7.79	96.57	110.60
1	5	157	U	O4'-C1'-N1	7.79	114.43	108.20
1	5	962	C	N1-C1'-C2'	7.79	124.12	114.00
4	A	37	ARG	NE-CZ-NH2	-7.78	116.41	120.30
1	5	964	A	C4'-C3'-O3'	7.76	128.52	113.00
1	5	4463	U	N1-C1'-C2'	-7.75	103.48	112.00
7	D	198	HIS	CB-CA-C	7.74	125.87	110.40
1	5	43	U	N1-C1'-C2'	-7.73	103.50	112.00
1	5	5066	U	N1-C1'-C2'	7.72	124.03	114.00
1	5	4282	A	N9-C1'-C2'	7.71	124.02	114.00
9	F	168	ARG	CG-CD-NE	-7.70	95.64	111.80
29	a	128	PHE	CB-CA-C	7.69	125.77	110.40
1	5	4194	U	N1-C1'-C2'	-7.69	103.55	112.00
1	5	4238	G	N9-C1'-C2'	-7.67	103.57	112.00
1	5	292	G	O4'-C1'-N9	-7.65	102.08	108.20
34	f	4	ARG	CG-CD-NE	-7.65	95.73	111.80
1	5	1522	G	N9-C1'-C2'	-7.65	103.59	112.00
4	A	211	PHE	CB-CA-C	7.64	125.69	110.40
1	5	294	G	C1'-O4'-C4'	-7.64	103.79	109.90
5	B	116	ARG	CG-CD-NE	7.63	127.82	111.80
1	5	2790	U	N1-C1'-C2'	7.62	123.91	114.00
9	F	36	ARG	NE-CZ-NH2	7.61	124.11	120.30
7	D	210	TYR	CA-CB-CG	-7.61	98.94	113.40
1	5	4464	A	C5'-C4'-O4'	7.61	118.23	109.10
1	5	53	C	C2'-C3'-O3'	7.60	126.22	109.50
36	h	119	PHE	CB-CA-C	-7.59	95.22	110.40
1	5	1916	G	N9-C1'-C2'	7.59	123.86	114.00
1	5	1575	A	N9-C1'-C2'	7.58	123.86	114.00
3	8	94	G	C5'-C4'-O4'	7.57	118.19	109.10
1	5	4548	A	O4'-C1'-N9	-7.56	102.15	108.20

Continued on next page...

Continued from previous page...

Mol	Chain	Res	Type	Atoms	Z	Observed(°)	Ideal(°)
1	5	354	U	N1-C1'-C2'	-7.55	103.69	112.00
1	5	4583	C	N1-C1'-C2'	-7.55	103.69	112.00
1	5	1377	G	C2'-C3'-O3'	7.54	126.10	109.50
1	5	158	A	N9-C1'-C2'	-7.54	103.71	112.00
12	I	4	ARG	CG-CD-NE	-7.54	95.97	111.80
3	8	104	A	O4'-C1'-N9	-7.53	102.18	108.20
1	5	4911	A	C1'-O4'-C4'	-7.53	103.88	109.90
6	C	222	ARG	NE-CZ-NH1	7.52	124.06	120.30
1	5	2588	C	C4'-C3'-O3'	7.52	128.04	113.00
1	5	1881	C	N1-C1'-C2'	7.52	123.78	114.00
1	5	4737	G	N9-C1'-C2'	7.52	123.77	114.00
1	5	5046	U	C2'-C3'-O3'	7.51	126.03	109.50
29	a	79	TRP	CB-CA-C	7.51	125.41	110.40
3	8	38	U	O4'-C1'-N1	7.50	114.20	108.20
9	F	228	HIS	N-CA-CB	7.50	124.10	110.60
12	I	171	TRP	N-CA-CB	7.50	124.09	110.60
1	5	1724	G	O4'-C4'-C3'	-7.49	96.51	104.00
1	5	1382	G	N9-C1'-C2'	7.48	123.73	114.00
37	i	28	ARG	CG-CD-NE	-7.48	96.08	111.80
1	5	1378	C	N1-C1'-C2'	7.47	123.71	114.00
1	5	3868	G	N9-C1'-C2'	-7.47	103.78	112.00
7	D	35	ARG	NE-CZ-NH1	7.46	124.03	120.30
8	E	179	ARG	NE-CZ-NH1	7.46	124.03	120.30
1	5	157	U	N1-C1'-C2'	-7.46	103.80	112.00
1	5	4212	A	N9-C1'-C2'	7.46	123.69	114.00
1	5	4693	C	C5'-C4'-O4'	7.45	118.05	109.10
16	N	131	GLU	CB-CG-CD	-7.45	94.08	114.20
19	Q	34	PHE	N-CA-CB	7.45	124.00	110.60
1	5	2092	G	N9-C1'-C2'	7.44	123.67	114.00
1	5	4535	A	C2'-C3'-O3'	7.44	125.86	109.50
5	B	117	ARG	NE-CZ-NH2	-7.43	116.58	120.30
1	5	1445	U	C2'-C3'-O3'	7.41	125.81	109.50
3	8	73	U	N1-C1'-C2'	-7.41	103.85	112.00
1	5	4120	U	N1-C1'-C2'	-7.40	103.86	112.00
1	5	1521	C	N1-C1'-C2'	-7.40	103.86	112.00
1	5	4322	G	N9-C1'-C2'	-7.40	103.86	112.00
16	N	180	PHE	CB-CA-C	7.40	125.20	110.40
1	5	1266	G	C2'-C3'-O3'	7.40	125.78	109.50
1	5	3938	G	O4'-C1'-N9	-7.40	102.28	108.20
29	a	34	ASN	CB-CA-C	7.39	125.19	110.40
1	5	2046	G	C1'-O4'-C4'	-7.39	103.99	109.90
1	5	4981	G	N9-C1'-C2'	-7.39	103.87	112.00

Continued on next page...

Continued from previous page...

Mol	Chain	Res	Type	Atoms	Z	Observed(°)	Ideal(°)
7	D	223	PHE	CB-CG-CD2	-7.38	115.63	120.80
1	5	3871	A	N9-C1'-C2'	7.38	123.59	114.00
1	5	2124	G	C2'-C3'-O3'	7.37	125.72	109.50
1	5	1440	U	C2'-C3'-O3'	7.37	125.71	109.50
1	5	1370	G	N9-C1'-C2'	7.37	123.57	114.00
1	5	3843	C	N1-C1'-C2'	7.37	123.58	114.00
1	5	4464	A	N9-C1'-C2'	7.37	123.58	114.00
10	G	235	ARG	NE-CZ-NH1	7.37	123.98	120.30
4	A	189	TYR	CA-CB-CG	7.36	127.39	113.40
1	5	55	G	N9-C1'-C2'	-7.36	103.91	112.00
1	5	4251	A	N9-C1'-C2'	7.36	123.56	114.00
1	5	450	G	N9-C1'-C2'	-7.35	103.91	112.00
7	D	210	TYR	N-CA-CB	7.35	123.83	110.60
1	5	5061	A	C2'-C3'-O3'	7.35	125.67	109.50
4	A	242	ARG	NE-CZ-NH1	7.35	123.97	120.30
1	5	974	C	C2'-C3'-O3'	7.34	125.66	109.50
1	5	394	G	N9-C1'-C2'	-7.34	103.93	112.00
1	5	2769	U	N1-C1'-C2'	-7.33	103.93	112.00
1	5	979	C	C2'-C3'-O3'	7.33	125.63	109.50
1	5	4531	U	N1-C1'-C2'	7.33	123.53	114.00
1	5	1601	A	N9-C1'-C2'	-7.32	103.95	112.00
1	5	147	A	N9-C1'-C2'	7.31	123.50	114.00
1	5	97	G	N9-C1'-C2'	-7.30	103.97	112.00
1	5	1379	C	C1'-O4'-C4'	-7.30	104.06	109.90
1	5	486	C	C2'-C3'-O3'	7.28	125.52	109.50
1	5	406	C	C2'-C3'-O3'	7.28	125.52	109.50
1	5	4084	G	C2'-C3'-O3'	7.28	125.52	109.50
1	5	2848	G	N9-C1'-C2'	-7.27	104.01	112.00
1	5	4519	C	N1-C1'-C2'	-7.27	104.01	112.00
1	5	2796	G	N9-C1'-C2'	7.25	123.43	114.00
26	X	48	ARG	NE-CZ-NH1	7.24	123.92	120.30
1	5	1481	C	C2'-C3'-O3'	7.24	125.42	109.50
1	5	2280	G	N9-C1'-C2'	7.24	123.41	114.00
1	5	4966	A	N9-C1'-C2'	7.22	123.39	114.00
1	5	664	G	C1'-O4'-C4'	-7.22	104.12	109.90
1	5	2812	A	N9-C1'-C2'	7.21	123.37	114.00
13	J	64	ARG	NE-CZ-NH2	7.20	123.90	120.30
1	5	100	C	N1-C1'-C2'	-7.19	104.09	112.00
38	j	71	TYR	CA-CB-CG	7.19	127.06	113.40
29	a	109	TYR	CB-CA-C	7.19	124.77	110.40
1	5	4279	A	N9-C1'-C2'	-7.18	104.10	112.00
1	5	4750	G	O4'-C1'-N9	7.18	113.95	108.20

Continued on next page...

Continued from previous page...

Mol	Chain	Res	Type	Atoms	Z	Observed(°)	Ideal(°)
36	h	51	ARG	NE-CZ-NH1	7.18	123.89	120.30
1	5	2511	A	C4'-C3'-O3'	-7.17	94.35	109.40
1	5	1359	G	C4'-C3'-O3'	-7.16	94.36	109.40
38	j	11	ARG	NE-CZ-NH1	7.16	123.88	120.30
1	5	1534	A	C5'-C4'-O4'	7.15	117.67	109.10
6	C	41	HIS	N-CA-CB	7.14	123.46	110.60
32	d	73	TRP	N-CA-CB	-7.14	97.74	110.60
14	L	82	ARG	NE-CZ-NH2	-7.13	116.73	120.30
1	5	350	C	N1-C1'-C2'	7.13	123.26	114.00
29	a	62	HIS	N-CA-CB	7.12	123.42	110.60
1	5	29	G	N9-C1'-C2'	7.12	123.26	114.00
3	8	38	U	C1'-O4'-C4'	-7.12	104.20	109.90
1	5	383	A	C1'-C2'-O2'	-7.12	89.25	110.60
36	h	89	ARG	NE-CZ-NH1	7.12	123.86	120.30
1	5	4750	G	C1'-O4'-C4'	-7.11	104.21	109.90
1	5	4500	U	O5'-P-OP1	-7.11	99.30	105.70
4	A	3	ARG	NE-CZ-NH2	-7.11	116.75	120.30
26	X	48	ARG	NE-CZ-NH2	-7.11	116.75	120.30
37	i	39	PHE	N-CA-CB	7.11	123.39	110.60
1	5	4341	C	N1-C1'-C2'	-7.10	104.19	112.00
8	E	219	ARG	NE-CZ-NH1	7.10	123.85	120.30
21	S	28	TYR	CB-CG-CD1	7.10	125.26	121.00
1	5	1500	A	C4'-C3'-O3'	7.10	127.19	113.00
1	5	1946	G	N9-C1'-C2'	-7.09	104.20	112.00
1	5	2324	C	C2'-C3'-O3'	7.09	125.10	109.50
1	5	4519	C	O4'-C1'-N1	7.09	113.87	108.20
9	F	194	HIS	CB-CA-C	-7.09	96.23	110.40
1	5	2038	U	N1-C1'-C2'	7.08	123.20	114.00
3	8	34	U	O4'-C1'-N1	-7.08	102.54	108.20
1	5	30	C	N1-C1'-C2'	7.08	123.20	114.00
3	8	94	G	N9-C1'-C2'	7.08	123.20	114.00
38	j	27	TYR	CA-CB-CG	-7.08	99.96	113.40
1	5	157	U	C1'-O4'-C4'	-7.06	104.25	109.90
1	5	4464	A	C2'-C3'-O3'	7.06	125.03	109.50
17	O	49	ARG	NE-CZ-NH1	7.06	123.83	120.30
1	5	1355	G	N9-C1'-C2'	7.05	123.17	114.00
1	5	2046	G	C2'-C3'-O3'	7.05	125.01	109.50
1	5	514	U	C2'-C3'-O3'	7.04	124.99	109.50
1	5	291	U	N1-C1'-C2'	7.04	123.16	114.00
1	5	4589	A	O4'-C1'-N9	-7.04	102.57	108.20
1	5	1552	G	N9-C1'-C2'	-7.04	104.26	112.00
11	H	156	ASN	N-CA-CB	7.04	123.27	110.60

Continued on next page...

Continued from previous page...

Mol	Chain	Res	Type	Atoms	Z	Observed(°)	Ideal(°)
1	5	1479	G	N9-C1'-C2'	7.03	123.14	114.00
1	5	669	C	O4'-C1'-N1	7.02	113.82	108.20
13	J	32	ARG	NE-CZ-NH1	7.02	123.81	120.30
1	5	1455	G	C2'-C3'-O3'	7.02	124.94	109.50
25	W	8	PHE	CB-CG-CD1	7.01	125.71	120.80
1	5	3817	A	N9-C1'-C2'	7.01	123.11	114.00
1	5	235	A	N9-C1'-C2'	-7.01	104.29	112.00
1	5	2695	A	C2'-C3'-O3'	7.00	124.91	109.50
1	5	1625	G	N9-C1'-C2'	7.00	123.10	114.00
1	5	4510	A	O4'-C1'-N9	-7.00	102.60	108.20
36	h	93	ARG	NE-CZ-NH2	-7.00	116.80	120.30
1	5	209	U	O4'-C1'-N1	6.99	113.80	108.20
6	C	35	ASP	CB-CG-OD1	6.99	124.59	118.30
32	d	25	TYR	CB-CG-CD1	-6.99	116.81	121.00
43	o	48	TYR	CA-CB-CG	-6.98	100.13	113.40
1	5	1676	C	C1'-C2'-O2'	-6.98	89.65	110.60
1	5	4531	U	O4'-C1'-N1	-6.98	102.62	108.20
33	e	74	PHE	CB-CG-CD1	-6.98	115.92	120.80
9	F	197	TYR	CB-CA-C	-6.97	96.45	110.40
5	B	100	ARG	NE-CZ-NH1	6.97	123.78	120.30
1	5	332	C	N1-C1'-C2'	6.97	123.06	114.00
1	5	42	A	C1'-O4'-C4'	-6.96	104.33	109.90
1	5	2589	C	C2'-C3'-O3'	6.95	124.83	113.70
1	5	4270	C	N1-C1'-C2'	-6.95	104.35	112.00
1	5	2851	G	C2'-C3'-O3'	6.95	124.82	113.70
24	V	97	TYR	N-CA-C	-6.94	92.26	111.00
1	5	4589	A	N9-C1'-C2'	6.93	123.01	114.00
13	J	146	ARG	CG-CD-NE	-6.93	97.25	111.80
1	5	4265	U	N1-C1'-C2'	6.93	123.01	114.00
1	5	943	A	N9-C1'-C2'	-6.89	104.42	112.00
20	R	74	ARG	NE-CZ-NH2	6.89	123.74	120.30
1	5	54	G	N9-C1'-C2'	-6.88	104.43	112.00
11	H	156	ASN	N-CA-C	-6.88	92.41	111.00
1	5	1631	A	O4'-C1'-N9	-6.88	102.70	108.20
1	5	1832	C	C2'-C3'-O3'	6.88	124.70	113.70
20	R	88	ARG	NE-CZ-NH1	6.88	123.74	120.30
10	G	49	ARG	NE-CZ-NH2	-6.87	116.86	120.30
1	5	454	U	C2'-C3'-O3'	6.87	124.69	113.70
19	Q	37	ARG	NE-CZ-NH1	-6.86	116.87	120.30
1	5	226	G	N9-C1'-C2'	-6.86	104.45	112.00
1	5	5001	U	N1-C1'-C2'	6.86	122.92	114.00
19	Q	75	ARG	NE-CZ-NH1	6.86	123.73	120.30

Continued on next page...

Continued from previous page...

Mol	Chain	Res	Type	Atoms	Z	Observed(°)	Ideal(°)
1	5	1319	U	N1-C1'-C2'	-6.86	104.46	112.00
5	B	274	TYR	CA-CB-CG	-6.86	100.37	113.40
34	f	4	ARG	N-CA-CB	6.86	122.94	110.60
1	5	1815	G	O4'-C1'-N9	6.85	113.68	108.20
34	f	85	ARG	NE-CZ-NH1	6.85	123.73	120.30
10	G	73	ARG	NE-CZ-NH1	6.84	123.72	120.30
1	5	964	A	O4'-C1'-C2'	-6.82	98.98	105.80
1	5	5047	C	O5'-P-OP2	-6.82	99.56	105.70
3	8	64	U	C2'-C3'-O3'	6.81	124.59	113.70
1	5	2271	C	N1-C1'-C2'	6.81	122.85	114.00
1	5	3611	A	N9-C1'-C2'	6.80	122.84	114.00
9	F	219	ARG	NE-CZ-NH1	6.80	123.70	120.30
24	V	97	TYR	CA-CB-CG	-6.80	100.48	113.40
1	5	3625	G	C2'-C3'-O3'	6.80	124.57	113.70
1	5	4518	A	O5'-P-OP1	6.79	118.85	110.70
28	Z	65	ARG	CG-CD-NE	-6.79	97.54	111.80
2	7	72	U	C2'-C3'-O3'	6.79	124.56	113.70
8	E	179	ARG	NE-CZ-NH2	-6.78	116.91	120.30
13	J	99	PHE	CB-CA-C	6.78	123.96	110.40
10	G	54	PHE	CB-CG-CD2	-6.78	116.06	120.80
19	Q	15	ARG	NE-CZ-NH2	-6.78	116.91	120.30
1	5	2319	C	N1-C1'-C2'	6.77	122.80	114.00
16	N	49	ARG	NE-CZ-NH2	-6.76	116.92	120.30
1	5	1292	C	C2'-C3'-O3'	6.76	124.52	113.70
1	5	1	C	O4'-C1'-N1	6.75	113.60	108.20
19	Q	33	ARG	CG-CD-NE	-6.75	97.62	111.80
8	E	101	ARG	NE-CZ-NH1	-6.73	116.93	120.30
1	5	3875	G	N9-C1'-C2'	-6.73	104.60	112.00
8	E	278	TYR	N-CA-C	-6.72	92.85	111.00
1	5	58	G	N9-C1'-C2'	6.72	122.73	114.00
1	5	4230	C	O5'-P-OP1	-6.72	99.66	105.70
1	5	4936	G	N9-C1'-C2'	-6.71	104.61	112.00
18	P	42	ARG	NE-CZ-NH1	6.71	123.66	120.30
1	5	1364	U	C2'-C3'-O3'	6.71	124.43	113.70
1	5	2675	G	N9-C1'-C2'	-6.70	104.62	112.00
1	5	2395	A	N9-C1'-C2'	-6.70	104.63	112.00
1	5	84	A	O4'-C1'-N9	-6.70	102.84	108.20
1	5	2305	U	N1-C1'-C2'	6.69	122.69	114.00
11	H	125	ARG	NE-CZ-NH1	6.68	123.64	120.30
1	5	4197	G	N9-C1'-C2'	-6.68	104.66	112.00
1	5	4280	A	C2'-C3'-O3'	6.67	124.38	113.70
28	Z	38	TYR	CB-CA-C	6.67	123.75	110.40

Continued on next page...

Continued from previous page...

Mol	Chain	Res	Type	Atoms	Z	Observed(°)	Ideal(°)
32	d	73	TRP	CA-CB-CG	6.67	126.38	113.70
32	d	87	ARG	N-CA-C	-6.67	92.98	111.00
1	5	3901	A	O4'-C1'-N9	-6.67	102.86	108.20
9	F	168	ARG	NE-CZ-NH2	-6.66	116.97	120.30
1	5	2827	G	O4'-C1'-N9	-6.66	102.87	108.20
1	5	3882	C	N1-C1'-C2'	6.65	122.65	114.00
1	5	336	A	O4'-C1'-N9	6.65	113.52	108.20
1	5	1631	A	N9-C1'-C2'	6.64	122.64	114.00
1	5	5022	U	C2'-C3'-O3'	6.64	124.32	113.70
30	b	7	HIS	CB-CA-C	-6.64	97.13	110.40
1	5	4325	A	N9-C1'-C2'	6.63	122.62	114.00
1	5	3790	U	O4'-C1'-N1	-6.62	102.90	108.20
1	5	4518	A	C2'-C3'-O3'	-6.62	94.94	109.50
1	5	4693	C	C2'-C3'-O3'	6.60	124.27	113.70
3	8	1	C	C5'-C4'-O4'	6.60	117.02	109.10
1	5	314	G	N9-C1'-C2'	-6.60	104.74	112.00
1	5	514	U	C5'-C4'-O4'	6.59	117.01	109.10
3	8	81	C	C1'-O4'-C4'	-6.59	104.63	109.90
5	B	26	ARG	CG-CD-NE	-6.59	97.96	111.80
1	5	3883	U	N1-C1'-C2'	6.59	122.56	114.00
27	Y	81	TYR	CA-CB-CG	-6.58	100.90	113.40
1	5	927	G	C2'-C3'-O3'	6.58	124.22	113.70
1	5	1650	A	O4'-C1'-N9	-6.57	102.94	108.20
34	f	109	ARG	NE-CZ-NH1	6.57	123.58	120.30
1	5	505	G	C2'-C3'-O3'	6.57	124.21	113.70
1	5	1215	C	O5'-P-OP2	-6.57	99.79	105.70
1	5	1930	U	N1-C1'-C2'	6.57	122.53	114.00
38	j	27	TYR	CB-CG-CD1	-6.56	117.06	121.00
1	5	2782	U	C4'-C3'-O3'	6.56	126.12	113.00
18	P	23	ARG	NE-CZ-NH1	6.56	123.58	120.30
1	5	4336	A	N9-C1'-C2'	-6.55	104.79	112.00
1	5	187	U	C2'-C3'-O3'	6.55	124.18	113.70
16	N	150	TRP	CA-CB-CG	6.55	126.15	113.70
1	5	432	U	N1-C1'-C2'	-6.54	104.80	112.00
1	5	964	A	N9-C1'-C2'	-6.54	104.81	112.00
1	5	384	A	N9-C1'-C2'	6.53	122.49	114.00
1	5	5043	A	N9-C1'-C2'	6.53	122.48	114.00
1	5	4227	U	C2'-C3'-O3'	6.53	124.14	113.70
35	g	14	ASN	N-CA-CB	6.52	122.34	110.60
1	5	98	A	N9-C1'-C2'	-6.52	104.83	112.00
1	5	1671	U	O4'-C1'-C2'	-6.52	99.28	105.80
1	5	119	G	O4'-C4'-C3'	-6.52	97.48	104.00

Continued on next page...

Continued from previous page...

Mol	Chain	Res	Type	Atoms	Z	Observed(°)	Ideal(°)
1	5	2075	G	C2'-C3'-O3'	6.51	124.12	113.70
1	5	3827	G	N9-C1'-C2'	-6.50	104.85	112.00
1	5	1887	G	C2'-C3'-O3'	6.50	124.10	113.70
18	P	25	HIS	CB-CA-C	6.50	123.40	110.40
15	M	109	ARG	NE-CZ-NH2	6.50	123.55	120.30
1	5	1379	C	N1-C1'-C2'	6.49	122.44	114.00
32	d	85	ARG	NE-CZ-NH2	-6.49	117.06	120.30
1	5	209	U	C4'-C3'-O3'	6.47	125.94	113.00
1	5	946	C	O4'-C1'-N1	6.47	113.38	108.20
10	G	223	ARG	NE-CZ-NH1	6.47	123.53	120.30
3	8	86	U	O4'-C1'-C2'	-6.47	99.33	105.80
1	5	4338	G	N9-C1'-C2'	-6.46	104.89	112.00
9	F	209	PHE	N-CA-CB	6.46	122.23	110.60
1	5	307	A	N9-C1'-C2'	6.46	122.40	114.00
1	5	2118	G	C4'-C3'-O3'	6.46	125.91	113.00
3	8	64	U	C5'-C4'-O4'	6.45	116.84	109.10
1	5	136	C	N1-C1'-C2'	-6.45	104.90	112.00
1	5	4199	C	C4'-C3'-O3'	6.45	125.90	113.00
1	5	1573	G	N9-C1'-C2'	6.44	122.38	114.00
1	5	1853	G	N9-C1'-C2'	-6.44	104.92	112.00
1	5	1572	U	N1-C1'-C2'	6.44	122.37	114.00
19	Q	181	ARG	CA-CB-CG	6.43	127.55	113.40
1	5	4076	G	N9-C1'-C2'	-6.43	104.93	112.00
29	a	109	TYR	CB-CG-CD2	-6.43	117.14	121.00
1	5	2546	G	C4'-C3'-O3'	6.42	125.85	113.00
7	D	293	ARG	NE-CZ-NH1	6.42	123.51	120.30
22	T	13	TYR	CA-CB-CG	6.42	125.60	113.40
1	5	2665	U	C2'-C3'-O3'	6.41	123.96	113.70
3	8	35	C	N1-C1'-C2'	6.41	122.33	114.00
1	5	4976	U	N1-C1'-C2'	6.41	122.33	114.00
1	5	2088	A	C2'-C3'-O3'	6.41	123.95	113.70
17	O	37	ARG	NE-CZ-NH1	6.41	123.50	120.30
1	5	4127	A	O4'-C1'-N9	6.40	113.32	108.20
1	5	1980	U	C1'-O4'-C4'	-6.40	104.78	109.90
1	5	4534	G	N9-C1'-C2'	-6.40	104.96	112.00
45	r	31	ASN	N-CA-CB	6.40	122.11	110.60
1	5	1724	G	C4'-C3'-O3'	-6.39	95.98	109.40
7	D	223	PHE	CB-CG-CD1	6.39	125.28	120.80
9	F	168	ARG	CB-CG-CD	6.39	128.22	111.60
27	Y	81	TYR	CB-CA-C	6.39	123.18	110.40
1	5	2649	G	N9-C1'-C2'	6.39	122.30	114.00
4	A	63	PHE	CB-CG-CD1	6.38	125.27	120.80

Continued on next page...

Continued from previous page...

Mol	Chain	Res	Type	Atoms	Z	Observed(°)	Ideal(°)
1	5	1241	C	C2'-C3'-O3'	6.37	123.89	113.70
1	5	1642	A	C4'-C3'-O3'	-6.36	96.04	109.40
1	5	4911	A	O5'-P-OP2	-6.36	99.97	105.70
1	5	2581	A	N9-C1'-C2'	6.36	122.27	114.00
1	5	2511	A	O4'-C1'-N9	-6.36	103.11	108.20
1	5	4519	C	C2'-C3'-O3'	6.35	123.87	113.70
6	C	143	ARG	NE-CZ-NH2	-6.35	117.12	120.30
4	A	37	ARG	NE-CZ-NH1	6.35	123.47	120.30
1	5	336	A	C1'-O4'-C4'	-6.35	104.82	109.90
1	5	1272	C	O4'-C1'-N1	6.35	113.28	108.20
1	5	2554	U	C2'-C3'-O3'	6.34	123.84	113.70
33	e	5	ARG	NE-CZ-NH1	6.33	123.47	120.30
1	5	84	A	N9-C1'-C2'	6.33	122.23	114.00
1	5	294	G	N9-C1'-C2'	6.33	122.23	114.00
1	5	1615	C	C2'-C3'-O3'	6.33	123.83	113.70
1	5	3901	A	C5'-C4'-O4'	6.33	116.70	109.10
25	W	8	PHE	CB-CG-CD2	-6.33	116.37	120.80
1	5	3671	G	N9-C1'-C2'	6.32	122.21	114.00
10	G	235	ARG	CG-CD-NE	6.31	125.06	111.80
12	I	34	PHE	CB-CG-CD1	-6.31	116.38	120.80
27	Y	78	TYR	CB-CA-C	6.31	123.02	110.40
1	5	4519	C	O4'-C4'-C3'	-6.31	97.69	104.00
1	5	417	G	O4'-C1'-N9	6.30	113.24	108.20
19	Q	33	ARG	NE-CZ-NH2	-6.29	117.15	120.30
9	F	36	ARG	NE-CZ-NH1	-6.29	117.15	120.30
9	F	136	ARG	NE-CZ-NH2	-6.29	117.15	120.30
3	8	104	A	N9-C1'-C2'	6.29	122.18	114.00
7	D	35	ARG	CG-CD-NE	6.29	125.01	111.80
25	W	55	TYR	CB-CG-CD1	6.28	124.77	121.00
1	5	1724	G	N9-C1'-C2'	6.28	122.17	114.00
18	P	139	TYR	CA-CB-CG	-6.28	101.47	113.40
1	5	1672	U	C2-N1-C1'	6.28	125.23	117.70
1	5	2874	U	O4'-C1'-N1	-6.27	103.19	108.20
1	5	3653	A	O5'-P-OP1	-6.27	100.06	105.70
21	S	83	ARG	CG-CD-NE	6.27	124.96	111.80
1	5	3648	A	O4'-C1'-N9	6.26	113.21	108.20
7	D	145	TYR	CB-CA-C	6.26	122.93	110.40
1	5	1282	G	O5'-P-OP1	-6.26	100.06	105.70
1	5	2511	A	C2'-C3'-O3'	6.26	123.72	113.70
1	5	1279	A	C2'-C3'-O3'	6.26	123.71	113.70
1	5	2827	G	N9-C1'-C2'	6.26	122.13	114.00
7	D	30	TYR	CB-CA-C	6.25	122.91	110.40

Continued on next page...

Continued from previous page...

Mol	Chain	Res	Type	Atoms	Z	Observed(°)	Ideal(°)
1	5	2673	G	O4'-C1'-C2'	-6.25	99.55	105.80
1	5	3880	G	N9-C1'-C2'	6.25	122.13	114.00
1	5	219	G	O5'-P-OP2	-6.25	100.08	105.70
3	8	62	A	C8-N9-C1'	6.25	138.95	127.70
11	H	31	ARG	NE-CZ-NH2	-6.24	117.18	120.30
1	5	4519	C	C4'-C3'-C2'	-6.24	96.36	102.60
1	5	4718	G	N9-C1'-C2'	-6.24	105.14	112.00
1	5	5056	A	N9-C1'-C2'	6.24	122.11	114.00
14	L	192	PHE	N-CA-CB	6.24	121.83	110.60
1	5	2403	A	N9-C1'-C2'	6.23	122.10	114.00
1	5	4548	A	P-O5'-C5'	6.23	130.87	120.90
1	5	1934	A	N9-C1'-C2'	-6.22	105.16	112.00
1	5	1961	G	C2'-C3'-O3'	6.21	123.64	113.70
6	C	80	ARG	NE-CZ-NH1	6.21	123.41	120.30
1	5	2082	G	N9-C1'-C2'	6.21	122.07	114.00
1	5	220	C	C2'-C3'-O3'	6.21	123.63	113.70
10	G	54	PHE	CB-CA-C	6.21	122.82	110.40
34	f	19	ARG	NE-CZ-NH2	-6.20	117.20	120.30
1	5	99	A	N9-C1'-C2'	-6.20	105.18	112.00
38	j	11	ARG	CG-CD-NE	-6.20	98.78	111.80
1	5	4677	U	C3'-C2'-C1'	6.20	106.46	101.50
25	W	57	ARG	NE-CZ-NH1	6.20	123.40	120.30
7	D	44	TYR	CA-CB-CG	-6.19	101.63	113.40
19	Q	4	ASP	CB-CA-C	6.19	122.79	110.40
1	5	747	A	C2'-C3'-O3'	6.19	123.60	113.70
1	5	3727	A	N9-C1'-C2'	6.19	122.04	114.00
5	B	137	TRP	CA-CB-CG	-6.19	101.94	113.70
29	a	61	TYR	CB-CG-CD2	6.19	124.71	121.00
31	c	90	ARG	CA-CB-CG	6.19	127.01	113.40
36	h	89	ARG	CG-CD-NE	6.18	124.78	111.80
1	5	3791	C	O4'-C1'-N1	-6.18	103.26	108.20
1	5	4579	U	C2-N1-C1'	6.17	125.11	117.70
6	C	311	ARG	NE-CZ-NH1	6.17	123.39	120.30
1	5	4560	C	O4'-C1'-N1	-6.17	103.26	108.20
1	5	409	G	N9-C1'-C2'	-6.17	105.21	112.00
35	g	90	ARG	CG-CD-NE	-6.17	98.85	111.80
1	5	5006	U	N1-C1'-C2'	-6.17	105.22	112.00
6	C	35	ASP	CB-CG-OD2	-6.17	112.75	118.30
1	5	219	G	O4'-C1'-C2'	-6.16	99.64	105.80
14	L	82	ARG	NE-CZ-NH1	6.16	123.38	120.30
1	5	962	C	C4'-C3'-O3'	-6.16	96.46	109.40
1	5	2107	C	C2'-C3'-O3'	6.16	123.55	113.70

Continued on next page...

Continued from previous page...

Mol	Chain	Res	Type	Atoms	Z	Observed(°)	Ideal(°)
1	5	4976	U	C5'-C4'-O4'	6.16	116.49	109.10
20	R	107	ARG	NE-CZ-NH1	6.16	123.38	120.30
1	5	1379	C	P-O5'-C5'	6.15	130.75	120.90
1	5	2666	U	C4'-C3'-C2'	-6.15	96.45	102.60
1	5	2470	C	O4'-C1'-C2'	-6.15	99.65	105.80
3	8	81	C	O4'-C1'-N1	6.15	113.12	108.20
31	c	39	ARG	CG-CD-NE	-6.15	98.88	111.80
1	5	4451	G	N9-C1'-C2'	6.14	121.98	114.00
1	5	4880	C	N1-C1'-C2'	6.14	121.99	114.00
9	F	239	GLU	CA-CB-CG	6.14	126.91	113.40
1	5	1379	C	C5'-C4'-O4'	6.14	116.47	109.10
9	F	168	ARG	NE-CZ-NH1	6.14	123.37	120.30
3	8	62	A	C4-N9-C1'	-6.13	115.26	126.30
16	N	96	ARG	NE-CZ-NH1	-6.13	117.23	120.30
32	d	87	ARG	CA-CB-CG	6.13	126.89	113.40
1	5	4239	A	C2'-C3'-O3'	6.13	123.50	113.70
3	8	66	A	N9-C1'-C2'	6.13	121.97	114.00
45	r	45	HIS	CB-CA-C	-6.13	98.14	110.40
17	O	117	ARG	NE-CZ-NH1	6.13	123.36	120.30
16	N	71	ARG	NE-CZ-NH1	6.12	123.36	120.30
1	5	2854	G	N9-C1'-C2'	-6.12	105.27	112.00
1	5	514	U	C4'-C3'-C2'	-6.12	96.48	102.60
1	5	2854	G	C2'-C3'-O3'	6.12	123.49	113.70
27	Y	126	ARG	NE-CZ-NH2	-6.12	117.24	120.30
1	5	2119	C	O4'-C1'-N1	6.12	113.09	108.20
1	5	1214	C	O4'-C1'-N1	-6.11	103.31	108.20
27	Y	15	ARG	NE-CZ-NH1	-6.11	117.24	120.30
8	E	59	TYR	N-CA-C	-6.11	94.51	111.00
7	D	145	TYR	CA-CB-CG	-6.10	101.81	113.40
9	F	98	ARG	NE-CZ-NH2	-6.10	117.25	120.30
5	B	102	PHE	CB-CA-C	-6.10	98.20	110.40
1	5	4876	U	N1-C1'-C2'	6.10	121.92	114.00
1	5	1614	C	C2'-C3'-O3'	6.09	123.45	113.70
19	Q	58	ARG	NE-CZ-NH2	-6.09	117.25	120.30
20	R	9	ARG	NE-CZ-NH1	6.09	123.35	120.30
14	L	36	ARG	NE-CZ-NH1	6.08	123.34	120.30
32	d	87	ARG	CG-CD-NE	-6.08	99.02	111.80
1	5	1488	G	C2'-C3'-O3'	6.08	123.43	113.70
1	5	5040	U	C4'-C3'-O3'	-6.08	96.63	109.40
6	C	78	ARG	NE-CZ-NH2	-6.08	117.26	120.30
38	j	39	TYR	CB-CA-C	-6.07	98.25	110.40
1	5	4519	C	C1'-O4'-C4'	-6.07	105.04	109.90

Continued on next page...

Continued from previous page...

Mol	Chain	Res	Type	Atoms	Z	Observed(°)	Ideal(°)
1	5	1649	U	N1-C1'-C2'	6.07	121.89	114.00
1	5	4948	C	C2'-C3'-O3'	6.07	123.41	113.70
43	o	78	ARG	NE-CZ-NH1	-6.06	117.27	120.30
20	R	108	ARG	NE-CZ-NH2	-6.06	117.27	120.30
4	A	83	HIS	N-CA-C	-6.06	94.64	111.00
1	5	235	A	C1'-O4'-C4'	-6.05	105.06	109.90
19	Q	181	ARG	CG-CD-NE	-6.05	99.10	111.80
33	e	46	ARG	NE-CZ-NH2	-6.05	117.28	120.30
1	5	3738	G	N9-C1'-C2'	-6.05	105.35	112.00
18	P	127	ARG	NE-CZ-NH2	-6.04	117.28	120.30
1	5	4270	C	C2'-C3'-O3'	6.04	123.37	113.70
1	5	4731	G	O4'-C1'-N9	6.04	113.03	108.20
3	8	13	G	N9-C1'-C2'	6.03	121.83	114.00
34	f	36	ARG	NE-CZ-NH2	-6.03	117.29	120.30
1	5	3843	C	O4'-C1'-N1	-6.02	103.38	108.20
1	5	4694	G	O5'-P-OP1	-6.02	100.28	105.70
1	5	4986	G	N9-C1'-C2'	6.02	121.83	114.00
1	5	1210	C	N1-C1'-C2'	6.01	121.82	114.00
29	a	132	ARG	NE-CZ-NH2	-6.01	117.29	120.30
1	5	4599	A	N9-C1'-C2'	6.01	121.81	114.00
1	5	1523	A	O5'-P-OP1	-6.00	100.30	105.70
8	E	157	ARG	NE-CZ-NH1	-6.00	117.30	120.30
6	C	312	ARG	CG-CD-NE	-6.00	99.19	111.80
1	5	52	G	C2'-C3'-O3'	6.00	123.30	113.70
1	5	1658	G	N9-C1'-C2'	6.00	121.80	114.00
1	5	3913	G	C2'-C3'-O3'	6.00	123.30	113.70
3	8	64	U	C2-N1-C1'	5.99	124.89	117.70
1	5	3739	C	O4'-C1'-C2'	-5.99	99.81	105.80
36	h	84	ARG	CG-CD-NE	-5.99	99.22	111.80
2	7	58	A	N9-C1'-C2'	-5.99	105.42	112.00
2	7	58	A	C2'-C3'-O3'	5.99	123.28	113.70
1	5	1697	G	O5'-P-OP2	5.98	117.88	110.70
1	5	67	C	N1-C1'-C2'	-5.98	105.43	112.00
1	5	4979	A	N9-C1'-C2'	5.97	121.77	114.00
1	5	2744	A	N9-C1'-C2'	5.97	121.77	114.00
1	5	4871	C	O4'-C1'-N1	-5.97	103.42	108.20
45	r	103	ARG	NE-CZ-NH1	5.97	123.28	120.30
19	Q	166	TYR	CB-CG-CD1	5.97	124.58	121.00
1	5	4473	A	C4-N9-C1'	5.97	137.04	126.30
7	D	54	ARG	CB-CG-CD	5.97	127.11	111.60
29	a	65	ARG	CG-CD-NE	-5.97	99.27	111.80
1	5	669	C	C1'-O4'-C4'	-5.96	105.13	109.90

Continued on next page...

Continued from previous page...

Mol	Chain	Res	Type	Atoms	Z	Observed(°)	Ideal(°)
37	i	85	ARG	NE-CZ-NH2	-5.96	117.32	120.30
5	B	258	HIS	N-CA-C	5.96	127.09	111.00
15	M	90	ARG	CG-CD-NE	-5.95	99.30	111.80
1	5	1495	G	N9-C1'-C2'	5.95	121.74	114.00
1	5	4479	A	N9-C1'-C2'	-5.95	105.45	112.00
33	e	20	PHE	CB-CG-CD1	-5.95	116.63	120.80
43	o	40	ARG	NE-CZ-NH1	5.95	123.28	120.30
1	5	4291	G	N9-C1'-C2'	5.93	121.72	114.00
1	5	1398	A	O5'-P-OP2	-5.93	100.36	105.70
31	c	56	ARG	NE-CZ-NH1	5.93	123.27	120.30
1	5	2373	C	N1-C1'-C2'	5.93	121.71	114.00
31	c	56	ARG	CD-NE-CZ	5.93	131.90	123.60
1	5	231	U	C4'-C3'-O3'	-5.93	96.95	109.40
1	5	3774	A	N9-C1'-C2'	5.93	121.70	114.00
14	L	82	ARG	CG-CD-NE	-5.93	99.35	111.80
1	5	2307	A	N9-C1'-C2'	5.92	121.70	114.00
1	5	2323	C	N1-C1'-C2'	-5.92	105.48	112.00
1	5	2515	G	N9-C1'-C2'	-5.92	105.49	112.00
22	T	57	TYR	CA-CB-CG	5.92	124.65	113.40
1	5	4763	U	O4'-C1'-N1	5.91	112.93	108.20
6	C	102	PHE	N-CA-CB	5.91	121.24	110.60
1	5	936	C	C4'-C3'-O3'	5.91	124.81	113.00
15	M	6	PHE	CB-CA-C	5.91	122.22	110.40
32	d	78	ARG	NE-CZ-NH1	5.91	123.25	120.30
1	5	4449	A	N9-C1'-C2'	-5.91	105.50	112.00
1	5	2070	U	N1-C1'-C2'	5.90	121.67	114.00
1	5	1894	C	N1-C1'-C2'	5.90	121.67	114.00
1	5	2642	A	N9-C1'-C2'	-5.90	105.51	112.00
1	5	4670	C	O4'-C1'-N1	-5.90	103.48	108.20
1	5	53	C	N1-C1'-C2'	-5.89	105.52	112.00
1	5	33	A	N9-C1'-C2'	5.89	121.66	114.00
1	5	1930	U	O4'-C1'-N1	-5.89	103.49	108.20
1	5	4201	G	N9-C1'-C2'	5.89	121.65	114.00
1	5	4510	A	N9-C1'-C2'	5.88	121.65	114.00
1	5	2322	G	C2'-C3'-O3'	5.88	123.11	113.70
1	5	1324	A	N9-C1'-C2'	5.87	121.64	114.00
1	5	2305	U	C5'-C4'-O4'	5.87	116.14	109.10
1	5	4481	U	C5'-C4'-O4'	5.87	116.15	109.10
1	5	1992	U	O4'-C1'-N1	5.87	112.90	108.20
7	D	265	ARG	NE-CZ-NH2	-5.87	117.37	120.30
1	5	1487	G	C2'-C3'-O3'	5.87	123.09	113.70
21	S	84	TYR	CB-CG-CD1	5.87	124.52	121.00

Continued on next page...

Continued from previous page...

Mol	Chain	Res	Type	Atoms	Z	Observed(°)	Ideal(°)
1	5	2305	U	O4'-C4'-C3'	-5.86	98.14	104.00
8	E	275	ASN	N-CA-CB	5.86	121.14	110.60
11	H	54	ARG	NE-CZ-NH2	-5.86	117.37	120.30
1	5	40	G	N9-C1'-C2'	5.86	121.61	114.00
1	5	1815	G	C1'-O4'-C4'	-5.85	105.22	109.90
14	L	34	ARG	NE-CZ-NH2	-5.85	117.37	120.30
1	5	4215	C	O4'-C1'-C2'	-5.85	99.95	105.80
1	5	934	C	O4'-C1'-N1	-5.84	103.53	108.20
1	5	4463	U	O4'-C1'-N1	5.84	112.87	108.20
12	I	94	PHE	CB-CG-CD2	-5.83	116.72	120.80
1	5	72	C	C1'-O4'-C4'	-5.83	105.24	109.90
1	5	2268	A	O4'-C1'-N9	-5.83	103.54	108.20
1	5	85	G	N9-C1'-C2'	-5.83	105.59	112.00
1	5	4199	C	O4'-C1'-C2'	-5.83	99.97	105.80
1	5	4074	C	N1-C1'-C2'	5.83	121.57	114.00
1	5	657	C	C2'-C3'-O3'	5.82	123.02	113.70
1	5	920	C	C5'-C4'-O4'	5.82	116.08	109.10
3	8	34	U	C3'-C2'-C1'	5.82	106.15	101.50
1	5	2448	G	N9-C1'-C2'	5.81	121.55	114.00
1	5	2586	G	O4'-C1'-N9	5.81	112.84	108.20
3	8	81	C	C5'-C4'-C3'	5.80	125.28	116.00
12	I	119	PHE	CB-CG-CD2	-5.80	116.74	120.80
33	e	60	TYR	CB-CA-C	5.80	122.00	110.40
1	5	4548	A	C5'-C4'-O4'	5.80	116.06	109.10
1	5	1650	A	C4-N9-C1'	-5.79	115.87	126.30
1	5	4473	A	C8-N9-C1'	-5.79	117.28	127.70
1	5	1506	G	N9-C1'-C2'	-5.79	105.63	112.00
1	5	4481	U	N1-C1'-C2'	5.79	121.53	114.00
1	5	1341	U	N1-C1'-C2'	5.79	121.52	114.00
4	A	63	PHE	CB-CG-CD2	-5.79	116.75	120.80
44	p	14	TYR	CB-CA-C	5.78	121.97	110.40
1	5	197	A	N9-C1'-C2'	5.78	121.51	114.00
27	Y	121	ARG	NE-CZ-NH1	5.78	123.19	120.30
8	E	278	TYR	CB-CG-CD1	-5.78	117.53	121.00
36	h	119	PHE	CB-CG-CD2	-5.78	116.76	120.80
5	B	117	ARG	CG-CD-NE	-5.77	99.68	111.80
16	N	30	TYR	N-CA-CB	-5.77	100.22	110.60
1	5	292	G	C4-N9-C1'	-5.76	119.00	126.50
3	8	115	G	C2'-C3'-O3'	5.76	122.91	113.70
1	5	2553	A	C1'-O4'-C4'	-5.76	105.30	109.90
1	5	2807	A	C2'-C3'-O3'	5.75	122.90	113.70
19	Q	32	TYR	CA-CB-CG	5.75	124.33	113.40

Continued on next page...

Continued from previous page...

Mol	Chain	Res	Type	Atoms	Z	Observed(°)	Ideal(°)
34	f	6	TRP	N-CA-C	-5.75	95.48	111.00
1	5	3691	G	N9-C1'-C2'	5.74	121.47	114.00
21	S	97	TYR	CA-CB-CG	-5.74	102.49	113.40
4	A	147	ARG	NE-CZ-NH1	5.74	123.17	120.30
1	5	1398	A	O5'-P-OP1	5.73	117.58	110.70
3	8	135	C	N1-C1'-C2'	5.73	121.45	114.00
1	5	111	C	N1-C1'-C2'	-5.73	105.70	112.00
1	5	3686	G	N9-C1'-C2'	-5.73	105.70	112.00
1	5	2360	A	N9-C1'-C2'	5.73	121.44	114.00
27	Y	18	HIS	N-CA-CB	5.73	120.91	110.60
1	5	4385	A	C2'-C3'-O3'	-5.72	96.91	109.50
1	5	703	G	C1'-O4'-C4'	-5.72	105.32	109.90
1	5	88	A	N9-C1'-C2'	5.72	121.43	114.00
1	5	2405	G	N9-C1'-C2'	-5.72	105.71	112.00
1	5	2769	U	O4'-C1'-N1	5.72	112.77	108.20
1	5	4125	C	C4'-C3'-O3'	-5.71	97.40	109.40
8	E	268	ARG	NE-CZ-NH2	-5.71	117.44	120.30
1	5	1285	U	O4'-C1'-N1	5.71	112.77	108.20
8	E	101	ARG	NE-CZ-NH2	5.71	123.15	120.30
1	5	236	G	N9-C1'-C2'	5.71	121.42	114.00
9	F	136	ARG	CG-CD-NE	-5.71	99.82	111.80
1	5	1398	A	O4'-C1'-N9	5.70	112.76	108.20
3	8	79	G	N9-C1'-C2'	5.70	121.41	114.00
27	Y	61	HIS	N-CA-CB	5.70	120.86	110.60
4	A	34	PHE	N-CA-CB	5.69	120.85	110.60
9	F	100	ILE	CG1-CB-CG2	5.69	123.93	111.40
1	5	1438	U	C2'-C3'-O3'	5.69	122.81	113.70
1	5	1696	C	C2'-C3'-O3'	5.69	122.80	113.70
1	5	1849	U	O5'-P-OP1	5.69	117.53	110.70
6	C	200	ARG	NE-CZ-NH2	-5.69	117.45	120.30
1	5	2118	G	O4'-C4'-C3'	-5.69	98.31	104.00
1	5	2643	G	C2'-C3'-O3'	5.68	122.80	113.70
6	C	350	ARG	NE-CZ-NH2	-5.68	117.46	120.30
1	5	1642	A	P-O3'-C3'	5.68	126.52	119.70
1	5	2119	C	C1'-O4'-C4'	-5.68	105.36	109.90
21	S	10	TYR	CB-CG-CD1	-5.68	117.59	121.00
30	b	17	HIS	CB-CA-C	-5.68	99.04	110.40
1	5	84	A	C4-N9-C1'	-5.68	116.08	126.30
1	5	2282	A	N9-C1'-C2'	5.68	121.38	114.00
4	A	37	ARG	CG-CD-NE	-5.68	99.88	111.80
40	l	12	PHE	CB-CG-CD2	-5.67	116.83	120.80
1	5	85	G	O4'-C1'-C2'	-5.67	100.13	105.80

Continued on next page...

Continued from previous page...

Mol	Chain	Res	Type	Atoms	Z	Observed(°)	Ideal(°)
1	5	100	C	C5'-C4'-O4'	5.67	115.91	109.10
1	5	1264	C	C2'-C3'-O3'	5.67	122.77	113.70
2	7	7	G	C5'-C4'-O4'	5.67	115.90	109.10
7	D	35	ARG	NE-CZ-NH2	-5.67	117.47	120.30
19	Q	32	TYR	CB-CG-CD2	-5.66	117.60	121.00
19	Q	68	ARG	NE-CZ-NH2	-5.66	117.47	120.30
20	R	97	ARG	CG-CD-NE	-5.66	99.91	111.80
1	5	370	U	N1-C1'-C2'	5.65	121.35	114.00
1	5	2383	C	N1-C1'-C2'	5.65	121.35	114.00
1	5	4966	A	C8-N9-C1'	-5.65	117.53	127.70
11	H	180	TYR	CA-CB-CG	5.65	124.14	113.40
1	5	1876	U	C2'-C3'-O3'	5.65	122.74	113.70
38	j	27	TYR	N-CA-CB	5.65	120.77	110.60
33	e	75	ARG	CG-CD-NE	-5.65	99.94	111.80
1	5	1281	G	C5'-C4'-O4'	5.65	115.88	109.10
1	5	1494	U	N1-C1'-C2'	5.65	121.34	114.00
19	Q	176	ARG	CG-CD-NE	-5.65	99.94	111.80
20	R	110	ARG	NE-CZ-NH1	5.65	123.12	120.30
1	5	1639	U	N1-C1'-C2'	5.64	121.33	114.00
3	8	39	G	N9-C1'-C2'	-5.63	105.80	112.00
1	5	2088	A	N9-C1'-C2'	-5.63	105.81	112.00
1	5	514	U	C4'-C3'-O3'	5.63	124.25	113.00
1	5	3776	G	N9-C1'-C2'	-5.63	105.81	112.00
1	5	5062	G	P-O5'-C5'	5.63	129.90	120.90
1	5	4114	C	N1-C1'-C2'	5.62	121.31	114.00
5	B	169	ARG	CG-CD-NE	5.62	123.61	111.80
1	5	85	G	O4'-C1'-N9	5.62	112.69	108.20
26	X	137	TYR	CB-CG-CD1	5.62	124.37	121.00
21	S	94	TYR	CA-CB-CG	-5.62	102.73	113.40
1	5	1932	A	N9-C1'-C2'	5.62	121.30	114.00
1	5	4753	U	C2'-C3'-O3'	5.62	122.69	113.70
6	C	311	ARG	CG-CD-NE	-5.62	100.01	111.80
5	B	246	ARG	NE-CZ-NH1	5.61	123.11	120.30
1	5	118	C	C2'-C3'-O3'	5.61	122.68	113.70
1	5	490	C	N1-C1'-C2'	5.61	121.29	114.00
38	j	66	HIS	CA-CB-CG	-5.61	104.06	113.60
1	5	4693	C	O4'-C4'-C3'	-5.61	98.39	104.00
5	B	169	ARG	NE-CZ-NH2	-5.61	117.50	120.30
1	5	3773	U	N1-C1'-C2'	-5.61	105.83	112.00
14	L	163	ARG	NE-CZ-NH1	5.61	123.10	120.30
1	5	1295	C	N1-C1'-C2'	5.60	121.28	114.00
1	5	2686	G	N9-C1'-C2'	-5.60	105.84	112.00

Continued on next page...

Continued from previous page...

Mol	Chain	Res	Type	Atoms	Z	Observed(°)	Ideal(°)
1	5	2487	G	C2'-C3'-O3'	5.60	122.66	113.70
14	L	7	GLY	N-CA-C	-5.60	99.10	113.10
10	G	57	TRP	CA-CB-CG	-5.60	103.07	113.70
35	g	9	ARG	CG-CD-NE	-5.59	100.05	111.80
1	5	2857	A	C1'-C2'-O2'	-5.59	93.82	110.60
1	5	1539	G	C2'-C3'-O3'	5.59	122.64	113.70
1	5	2474	G	C2'-C3'-O3'	5.59	122.64	113.70
1	5	2665	U	N1-C1'-C2'	-5.59	105.85	112.00
1	5	4950	U	N1-C1'-C2'	5.59	121.26	114.00
14	L	6	ASN	N-CA-CB	5.59	120.66	110.60
45	r	21	ASN	CB-CA-C	5.58	121.57	110.40
1	5	1614	C	N1-C1'-C2'	-5.58	105.86	112.00
1	5	2077	C	N1-C1'-C2'	-5.57	105.87	112.00
7	D	210	TYR	CB-CG-CD1	-5.57	117.66	121.00
12	I	213	HIS	CB-CA-C	5.57	121.54	110.40
1	5	977	C	C4'-C3'-C2'	-5.57	97.03	102.60
1	5	4975	G	O4'-C1'-N9	5.57	112.65	108.20
16	N	182	HIS	N-CA-CB	5.56	120.61	110.60
19	Q	178	ARG	CG-CD-NE	-5.56	100.12	111.80
1	5	3773	U	C4'-C3'-C2'	-5.56	97.04	102.60
28	Z	28	ASN	N-CA-C	-5.56	96.00	111.00
1	5	956	A	N9-C1'-C2'	-5.55	105.89	112.00
28	Z	121	ARG	NE-CZ-NH2	-5.55	117.52	120.30
1	5	1521	C	C2'-C3'-O3'	5.55	122.58	113.70
1	5	1632	A	O4'-C1'-N9	5.55	112.64	108.20
11	H	115	ARG	CG-CD-NE	-5.55	100.14	111.80
1	5	4723	A	C5'-C4'-O4'	5.55	115.76	109.10
1	5	3735	G	C4'-C3'-O3'	-5.54	97.76	109.40
1	5	2450	G	N9-C1'-C2'	-5.54	105.90	112.00
9	F	72	ARG	NE-CZ-NH2	-5.54	117.53	120.30
33	e	47	ARG	NE-CZ-NH2	-5.54	117.53	120.30
1	5	1282	G	O5'-P-OP2	5.54	117.35	110.70
1	5	1672	U	C6-N1-C1'	-5.54	113.44	121.20
10	G	235	ARG	NE-CZ-NH2	-5.54	117.53	120.30
1	5	1398	A	C2'-C3'-O3'	5.54	122.56	113.70
1	5	2468	U	C4'-C3'-O3'	5.54	124.08	113.00
1	5	2398	U	C2'-C3'-O3'	5.54	122.56	113.70
1	5	4076	G	C1'-O4'-C4'	-5.54	105.47	109.90
1	5	4767	C	C2'-C3'-O3'	5.54	122.56	113.70
1	5	1501	C	C1'-O4'-C4'	-5.53	105.47	109.90
1	5	3663	A	O4'-C1'-N9	-5.53	103.78	108.20
1	5	4944	C	N1-C1'-C2'	5.53	121.19	114.00

Continued on next page...

Continued from previous page...

Mol	Chain	Res	Type	Atoms	Z	Observed(°)	Ideal(°)
19	Q	104	ARG	NE-CZ-NH1	5.53	123.07	120.30
1	5	1631	A	C5'-C4'-O4'	5.53	115.73	109.10
1	5	1534	A	P-O5'-C5'	5.53	129.75	120.90
23	U	101	ARG	NE-CZ-NH1	5.53	123.06	120.30
29	a	61	TYR	N-CA-C	-5.52	96.08	111.00
1	5	687	U	N1-C1'-C2'	-5.52	105.92	112.00
1	5	3667	C	C2'-C3'-O3'	5.52	122.54	113.70
44	p	18	TYR	CA-CB-CG	5.52	123.89	113.40
1	5	1359	G	N9-C1'-C2'	5.52	121.18	114.00
1	5	4326	G	N9-C1'-C2'	5.52	121.17	114.00
2	7	75	G	O4'-C1'-N9	5.52	112.61	108.20
1	5	2396	A	N9-C1'-C2'	5.52	121.17	114.00
1	5	1827	C	N1-C1'-C2'	5.51	121.17	114.00
33	e	35	TRP	CB-CG-CD1	-5.51	119.83	127.00
19	Q	184	ARG	CB-CG-CD	5.51	125.93	111.60
33	e	36	ARG	NE-CZ-NH1	-5.51	117.54	120.30
23	U	90	TYR	CB-CA-C	-5.51	99.38	110.40
45	r	45	HIS	N-CA-CB	-5.51	100.69	110.60
1	5	2360	A	O4'-C1'-N9	-5.51	103.80	108.20
1	5	2754	G	N9-C1'-C2'	-5.50	105.95	112.00
1	5	4909	A	C1'-O4'-C4'	-5.50	105.50	109.90
1	5	1734	G	N9-C1'-C2'	-5.50	105.95	112.00
19	Q	75	ARG	NE-CZ-NH2	-5.50	117.55	120.30
1	5	3634	G	C2'-C3'-O3'	5.50	122.49	113.70
1	5	3886	G	N9-C1'-C2'	-5.50	105.95	112.00
1	5	421	C	C2'-C3'-O3'	5.49	122.49	113.70
1	5	2583	C	C2'-C3'-O3'	5.49	122.48	113.70
1	5	2385	U	N1-C1'-C2'	5.49	121.14	114.00
1	5	4731	G	N9-C1'-C2'	5.49	121.14	114.00
4	A	211	PHE	CB-CG-CD2	-5.49	116.96	120.80
1	5	4713	G	C2'-C3'-O3'	5.48	122.47	113.70
8	E	153	HIS	N-CA-CB	-5.48	100.73	110.60
1	5	977	C	C5'-C4'-O4'	5.48	115.68	109.10
1	5	3912	U	C1'-C2'-O2'	-5.48	94.16	110.60
31	c	78	ASN	N-CA-CB	5.48	120.47	110.60
17	O	128	ARG	NE-CZ-NH2	5.48	123.04	120.30
1	5	1211	G	N9-C1'-C2'	-5.48	105.97	112.00
1	5	4076	G	O4'-C1'-N9	5.48	112.58	108.20
9	F	98	ARG	NE-CZ-NH1	5.48	123.04	120.30
1	5	4978	G	N9-C1'-C2'	5.48	121.12	114.00
1	5	2858	A	N9-C1'-C2'	5.47	121.12	114.00
1	5	2852	U	O4'-C1'-C2'	-5.47	100.33	105.80

Continued on next page...

Continued from previous page...

Mol	Chain	Res	Type	Atoms	Z	Observed(°)	Ideal(°)
19	Q	26	ARG	NE-CZ-NH1	5.47	123.04	120.30
1	5	3905	A	N9-C1'-C2'	-5.47	105.98	112.00
1	5	4873	G	N9-C1'-C2'	5.47	121.11	114.00
40	l	45	ARG	CB-CG-CD	5.47	125.82	111.60
1	5	2673	G	C1'-O4'-C4'	-5.46	105.53	109.90
1	5	372	A	N9-C1'-C2'	5.46	121.10	114.00
21	S	152	PHE	CB-CG-CD2	-5.46	116.98	120.80
34	f	6	TRP	CB-CA-C	5.46	121.31	110.40
8	E	129	PHE	CB-CG-CD1	5.45	124.62	120.80
33	e	43	ASN	CB-CA-C	5.45	121.30	110.40
1	5	2056	G	N9-C1'-C2'	-5.45	106.01	112.00
1	5	2268	A	C2'-C3'-O3'	5.45	122.42	113.70
1	5	210	C	N1-C1'-C2'	5.45	121.08	114.00
8	E	278	TYR	CB-CG-CD2	-5.45	117.73	121.00
1	5	3898	G	C2'-C3'-O3'	5.44	122.41	113.70
1	5	4579	U	C6-N1-C1'	-5.44	113.58	121.20
1	5	3875	G	C2'-C3'-O3'	5.44	122.40	113.70
37	i	29	ARG	NE-CZ-NH1	5.44	123.02	120.30
26	X	117	TYR	CB-CA-C	5.44	121.28	110.40
1	5	2117	G	O4'-C4'-C3'	-5.44	98.56	104.00
1	5	3906	A	N9-C1'-C2'	-5.44	106.02	112.00
1	5	1626	G	N9-C1'-C2'	-5.43	106.03	112.00
1	5	1365	C	C4'-C3'-O3'	5.43	123.86	113.00
1	5	3648	A	C1'-O4'-C4'	-5.43	105.56	109.90
1	5	398	A	N9-C1'-C2'	5.43	121.06	114.00
1	5	4909	A	O4'-C1'-N9	5.43	112.54	108.20
24	V	14	PHE	CB-CG-CD2	-5.43	117.00	120.80
45	r	103	ARG	NE-CZ-NH2	-5.43	117.58	120.30
1	5	4915	G	C2'-C3'-O3'	5.43	122.39	113.70
1	5	2054	U	C1'-O4'-C4'	-5.43	105.56	109.90
43	o	26	TYR	CB-CG-CD1	5.43	124.26	121.00
4	A	16	PHE	CB-CA-C	5.42	121.25	110.40
10	G	49	ARG	CG-CD-NE	-5.42	100.41	111.80
21	S	171	ARG	CG-CD-NE	5.42	123.19	111.80
20	R	108	ARG	CD-NE-CZ	5.42	131.19	123.60
37	i	26	HIS	N-CA-CB	5.42	120.36	110.60
5	B	119	TYR	CB-CA-C	5.42	121.24	110.40
1	5	693	C	C2'-C3'-O3'	5.42	122.37	113.70
1	5	1667	G	C2'-C3'-O3'	5.42	122.37	113.70
1	5	1852	U	N1-C1'-C2'	-5.42	106.04	112.00
1	5	4481	U	C2-N1-C1'	5.41	124.19	117.70
1	5	1464	C	N1-C1'-C2'	-5.41	106.05	112.00

Continued on next page...

Continued from previous page...

Mol	Chain	Res	Type	Atoms	Z	Observed(°)	Ideal(°)
33	e	36	ARG	NE-CZ-NH2	5.41	123.00	120.30
1	5	2325	C	O4'-C1'-C2'	-5.41	100.39	105.80
1	5	4745	G	N9-C1'-C2'	5.41	121.03	114.00
30	b	6	ASN	CB-CA-C	5.40	121.20	110.40
1	5	1975	G	O4'-C1'-N9	-5.40	103.88	108.20
13	J	54	ARG	NE-CZ-NH1	5.40	123.00	120.30
20	R	60	ARG	NE-CZ-NH1	5.40	123.00	120.30
21	S	28	TYR	CA-CB-CG	5.40	123.66	113.40
1	5	1724	G	C8-N9-C1'	-5.40	119.98	127.00
1	5	2014	C	C2'-C3'-O3'	5.40	122.33	113.70
18	P	42	ARG	CG-CD-NE	5.40	123.13	111.80
26	X	129	ARG	NE-CZ-NH2	5.40	123.00	120.30
13	J	32	ARG	CG-CD-NE	-5.39	100.47	111.80
1	5	280	G	C1'-O4'-C4'	-5.39	105.59	109.90
1	5	293	G	C2'-C3'-O3'	5.39	122.32	113.70
1	5	1588	U	N1-C1'-C2'	5.39	121.01	114.00
5	B	117	ARG	NE-CZ-NH1	5.39	122.99	120.30
1	5	3625	G	C4'-C3'-O3'	-5.38	98.09	109.40
1	5	4975	G	N9-C1'-C2'	-5.38	106.08	112.00
36	h	70	ARG	NE-CZ-NH2	5.38	122.99	120.30
1	5	4280	A	C4'-C3'-C2'	-5.38	97.22	102.60
1	5	2272	C	C1'-C2'-O2'	-5.38	94.46	110.60
1	5	1272	C	O4'-C1'-C2'	-5.37	100.43	105.80
16	N	192	TRP	N-CA-CB	-5.37	100.93	110.60
3	8	68	G	N9-C1'-C2'	5.37	120.98	114.00
21	S	81	TRP	N-CA-C	-5.37	96.51	111.00
41	m	106	ARG	NE-CZ-NH1	5.37	122.98	120.30
7	D	66	TYR	CB-CG-CD1	5.37	124.22	121.00
8	E	236	TYR	CA-CB-CG	-5.37	103.20	113.40
4	A	19	HIS	N-CA-CB	-5.36	100.94	110.60
19	Q	174	PHE	CB-CG-CD1	-5.36	117.05	120.80
1	5	82	U	N1-C1'-C2'	-5.35	106.11	112.00
1	5	703	G	N9-C1'-C2'	-5.35	106.11	112.00
1	5	1390	G	N9-C1'-C2'	-5.35	106.12	112.00
11	H	115	ARG	CA-CB-CG	5.35	125.17	113.40
1	5	4228	G	O4'-C1'-N9	5.35	112.48	108.20
12	I	139	ARG	CB-CG-CD	-5.35	97.70	111.60
2	7	59	G	N9-C1'-C2'	-5.34	106.12	112.00
1	5	215	C	C4'-C3'-O3'	-5.34	98.18	109.40
1	5	911	U	C2'-C3'-O3'	5.34	122.25	113.70
18	P	30	ARG	NE-CZ-NH2	-5.34	117.63	120.30
26	X	79	PHE	CB-CG-CD1	5.33	124.53	120.80

Continued on next page...

Continued from previous page...

Mol	Chain	Res	Type	Atoms	Z	Observed(°)	Ideal(°)
1	5	3726	A	N9-C1'-C2'	5.33	120.93	114.00
7	D	20	PHE	CB-CA-C	5.33	121.07	110.40
1	5	3590	G	C2'-C3'-O3'	5.33	122.23	113.70
37	i	39	PHE	CB-CG-CD1	-5.33	117.07	120.80
22	T	140	PHE	CB-CA-C	-5.33	99.74	110.40
1	5	2348	G	O4'-C1'-N9	-5.33	103.94	108.20
1	5	4302	U	N1-C1'-C2'	-5.33	106.14	112.00
8	E	212	TYR	CA-CB-CG	5.32	123.51	113.40
24	V	97	TYR	CB-CA-C	5.32	121.04	110.40
1	5	3626	G	N9-C1'-C2'	-5.32	106.15	112.00
1	5	4883	C	O4'-C1'-N1	5.32	112.45	108.20
9	F	136	ARG	CA-CB-CG	5.31	125.09	113.40
1	5	416	U	N1-C1'-C2'	5.31	120.91	114.00
1	5	3753	G	C2'-C3'-O3'	5.31	122.20	113.70
16	N	192	TRP	CB-CG-CD1	-5.31	120.10	127.00
3	8	34	U	C2-N1-C1'	-5.31	111.33	117.70
14	L	198	ARG	NE-CZ-NH2	-5.31	117.65	120.30
36	h	72	PHE	CB-CG-CD2	-5.30	117.09	120.80
1	5	1632	A	N9-C1'-C2'	-5.30	106.17	112.00
16	N	143	ARG	NE-CZ-NH2	-5.30	117.65	120.30
16	N	114	ARG	NE-CZ-NH2	-5.30	117.65	120.30
41	m	97	ARG	NE-CZ-NH2	5.30	122.95	120.30
5	B	246	ARG	NE-CZ-NH2	-5.30	117.65	120.30
1	5	4497	U	C2'-C3'-O3'	5.29	122.17	113.70
40	l	45	ARG	CG-CD-NE	-5.29	100.68	111.80
9	F	228	HIS	CA-CB-CG	-5.29	104.60	113.60
19	Q	168	ARG	NE-CZ-NH1	5.29	122.94	120.30
12	I	98	ARG	NE-CZ-NH2	5.29	122.94	120.30
1	5	1961	G	C4'-C3'-C2'	-5.29	97.31	102.60
45	r	77	TYR	CB-CG-CD2	-5.29	117.83	121.00
1	5	3739	C	C2'-C3'-O3'	5.28	122.15	113.70
27	Y	45	ARG	NE-CZ-NH1	5.28	122.94	120.30
1	5	212	A	N9-C1'-C2'	5.28	120.86	114.00
1	5	1211	G	C4'-C3'-C2'	-5.28	97.32	102.60
1	5	1390	G	C2'-C3'-O3'	5.28	122.15	113.70
1	5	3692	A	N9-C1'-C2'	-5.28	106.19	112.00
1	5	4528	G	O4'-C1'-C2'	-5.28	100.52	105.80
19	Q	75	ARG	CG-CD-NE	5.28	122.89	111.80
26	X	137	TYR	CA-CB-CG	5.28	123.43	113.40
1	5	2056	G	P-O5'-C5'	-5.28	112.46	120.90
6	C	110	ARG	NE-CZ-NH1	5.28	122.94	120.30
17	O	178	ARG	NE-CZ-NH2	-5.28	117.66	120.30

Continued on next page...

Continued from previous page...

Mol	Chain	Res	Type	Atoms	Z	Observed(°)	Ideal(°)
1	5	2263	A	C2'-C3'-O3'	5.27	122.14	113.70
1	5	2817	C	C2'-C3'-O3'	5.27	122.13	113.70
20	R	103	ARG	NE-CZ-NH1	5.27	122.93	120.30
34	f	19	ARG	CG-CD-NE	-5.27	100.74	111.80
24	V	128	LEU	CA-CB-CG	5.26	127.39	115.30
1	5	216	C	C2'-C3'-O3'	5.25	122.11	113.70
1	5	2753	G	C2'-C3'-O3'	5.25	122.10	113.70
27	Y	87	ARG	CD-NE-CZ	5.25	130.95	123.60
39	k	16	ARG	NE-CZ-NH1	5.25	122.92	120.30
1	5	4463	U	O4'-C1'-C2'	-5.24	100.56	105.80
5	B	274	TYR	CB-CG-CD1	-5.24	117.86	121.00
9	F	136	ARG	NE-CZ-NH1	5.24	122.92	120.30
1	5	3666	C	N1-C1'-C2'	-5.24	106.24	112.00
1	5	4736	C	N1-C1'-C2'	5.24	120.81	114.00
32	d	44	ARG	NE-CZ-NH2	-5.24	117.68	120.30
13	J	147	ARG	NE-CZ-NH2	-5.23	117.69	120.30
4	A	89	TYR	CB-CA-C	5.23	120.86	110.40
35	g	14	ASN	N-CA-C	-5.23	96.89	111.00
1	5	194	C	N1-C1'-C2'	-5.22	106.25	112.00
1	5	931	C	N1-C1'-C2'	5.22	120.79	114.00
1	5	1886	G	N9-C1'-C2'	-5.22	106.25	112.00
5	B	62	ARG	NE-CZ-NH2	-5.22	117.69	120.30
5	B	119	TYR	CA-CB-CG	-5.22	103.48	113.40
1	5	267	G	C2'-C3'-O3'	5.22	122.05	113.70
1	5	2262	G	N9-C1'-C2'	5.22	120.78	114.00
5	B	25	HIS	CB-CA-C	5.22	120.83	110.40
1	5	223	G	N9-C1'-C2'	-5.21	106.26	112.00
9	F	58	HIS	N-CA-CB	5.21	119.99	110.60
40	l	21	ARG	NE-CZ-NH1	5.21	122.91	120.30
1	5	1484	G	O4'-C4'-C3'	-5.21	98.79	104.00
1	5	2325	C	C2'-C3'-O3'	5.21	122.04	113.70
16	N	63	ARG	NE-CZ-NH2	-5.21	117.69	120.30
1	5	1	C	C3'-C2'-C1'	-5.21	97.33	101.50
1	5	4966	A	C4-N9-C1'	5.21	135.68	126.30
1	5	1698	C	O5'-P-OP1	-5.21	101.01	105.70
1	5	4328	G	N9-C1'-C2'	-5.21	106.27	112.00
1	5	2467	U	N1-C1'-C2'	-5.20	106.28	112.00
13	J	147	ARG	NE-CZ-NH1	5.20	122.90	120.30
34	f	19	ARG	CA-CB-CG	5.20	124.84	113.40
32	d	24	GLU	CA-CB-CG	5.20	124.83	113.40
41	m	97	ARG	NE-CZ-NH1	-5.20	117.70	120.30
1	5	1394	G	N9-C1'-C2'	5.19	120.75	114.00

Continued on next page...

Continued from previous page...

Mol	Chain	Res	Type	Atoms	Z	Observed(°)	Ideal(°)
30	b	45	PHE	CB-CG-CD1	-5.19	117.17	120.80
20	R	108	ARG	CG-CD-NE	5.19	122.70	111.80
20	R	124	TYR	CA-CB-CG	5.19	123.26	113.40
34	f	51	TYR	CA-CB-CG	5.19	123.26	113.40
1	5	1642	A	C5'-C4'-O4'	5.18	115.32	109.10
1	5	63	G	N9-C1'-C2'	5.18	120.74	114.00
1	5	2310	C	C2'-C3'-O3'	5.18	121.99	113.70
6	C	143	ARG	NE-CZ-NH1	5.18	122.89	120.30
10	G	53	ARG	NE-CZ-NH1	5.18	122.89	120.30
1	5	664	G	C4'-C3'-O3'	5.18	123.36	113.00
1	5	2529	A	O4'-C1'-N9	5.18	112.34	108.20
1	5	4436	U	N1-C1'-C2'	-5.18	106.31	112.00
38	j	76	HIS	CB-CA-C	5.18	120.75	110.40
1	5	2323	C	C2'-C3'-O3'	5.17	121.98	113.70
1	5	2597	G	N9-C1'-C2'	5.17	120.73	114.00
21	S	29	ARG	CB-CA-C	5.17	120.75	110.40
1	5	272	U	N1-C1'-C2'	5.17	120.72	114.00
3	8	1	C	C5'-C4'-C3'	5.17	124.27	116.00
1	5	961	G	C4'-C3'-O3'	5.17	123.33	113.00
34	f	102	ARG	NE-CZ-NH1	5.17	122.88	120.30
1	5	172	C	O4'-C1'-C2'	-5.17	100.63	105.80
1	5	4543	G	N9-C1'-C2'	5.17	120.72	114.00
1	5	4165	C	C2'-C3'-O3'	5.16	121.96	113.70
1	5	2256	C	N1-C1'-C2'	5.16	120.71	114.00
16	N	59	TYR	CA-CB-CG	5.16	123.21	113.40
1	5	2443	G	N9-C1'-C2'	5.16	120.71	114.00
34	f	6	TRP	CA-CB-CG	-5.16	103.90	113.70
1	5	268	G	C2'-C3'-O3'	5.16	121.95	113.70
1	5	405	U	C2'-C3'-O3'	5.16	121.95	113.70
1	5	2044	U	C3'-C2'-C1'	5.16	105.63	101.50
14	L	99	ASP	CB-CG-OD1	-5.16	113.66	118.30
1	5	2538	U	O5'-P-OP1	-5.16	101.06	105.70
2	7	65	G	C2'-C3'-O3'	5.15	121.94	113.70
7	D	268	ARG	CG-CD-NE	5.15	122.62	111.80
21	S	77	ASN	CB-CA-C	5.15	120.71	110.40
1	5	2879	A	N9-C1'-C2'	5.15	120.69	114.00
19	Q	68	ARG	CG-CD-NE	-5.15	100.99	111.80
1	5	1850	A	N9-C1'-C2'	5.14	120.69	114.00
3	8	46	G	N9-C1'-C2'	5.14	120.69	114.00
7	D	130	TYR	CA-CB-CG	-5.14	103.63	113.40
27	Y	87	ARG	NE-CZ-NH1	-5.14	117.73	120.30
1	5	1577	G	N9-C1'-C2'	-5.14	106.35	112.00

Continued on next page...

Continued from previous page...

Mol	Chain	Res	Type	Atoms	Z	Observed(°)	Ideal(°)
2	7	6	C	C2'-C3'-O3'	5.14	121.92	113.70
1	5	2075	G	N9-C1'-C2'	-5.14	106.35	112.00
1	5	107	G	N9-C1'-C2'	-5.13	106.35	112.00
5	B	161	ARG	NE-CZ-NH1	5.13	122.86	120.30
33	e	47	ARG	N-CA-C	-5.13	97.15	111.00
1	5	4163	U	C4'-C3'-C2'	-5.12	97.47	102.60
1	5	658	C	C2'-C3'-O3'	5.12	121.89	113.70
16	N	65	ARG	NE-CZ-NH2	5.12	122.86	120.30
16	N	130	PHE	CB-CA-C	5.12	120.64	110.40
1	5	2785	C	N1-C1'-C2'	5.12	120.65	114.00
9	F	197	TYR	N-CA-CB	5.12	119.81	110.60
14	L	99	ASP	N-CA-C	-5.12	97.18	111.00
26	X	137	TYR	CB-CG-CD2	-5.12	117.93	121.00
21	S	10	TYR	CB-CA-C	5.11	120.62	110.40
1	5	2117	G	C1'-O4'-C4'	-5.11	105.81	109.90
1	5	3667	C	N1-C1'-C2'	-5.11	106.38	112.00
3	8	125	C	O4'-C1'-N1	-5.11	104.11	108.20
35	g	4	ARG	NE-CZ-NH2	-5.11	117.75	120.30
1	5	1615	C	N1-C1'-C2'	-5.10	106.39	112.00
19	Q	38	ARG	NE-CZ-NH2	-5.10	117.75	120.30
1	5	3870	C	N1-C1'-C2'	5.10	120.63	114.00
3	8	104	A	P-O5'-C5'	5.10	129.06	120.90
22	T	8	ARG	NE-CZ-NH1	5.10	122.85	120.30
1	5	703	G	O4'-C1'-N9	5.10	112.28	108.20
1	5	3880	G	C1'-C2'-O2'	-5.10	95.31	110.60
20	R	9	ARG	CG-CD-NE	5.10	122.50	111.80
1	5	2787	A	N9-C1'-C2'	-5.09	106.39	112.00
45	r	77	TYR	N-CA-CB	-5.09	101.43	110.60
1	5	648	G	C2'-C3'-O3'	5.09	121.84	113.70
1	5	4276	G	N9-C1'-C2'	-5.09	106.40	112.00
17	O	140	ARG	NE-CZ-NH1	-5.09	117.75	120.30
28	Z	36	ARG	NE-CZ-NH2	-5.09	117.75	120.30
1	5	3666	C	C2'-C3'-O3'	5.09	121.84	113.70
9	F	72	ARG	NE-CZ-NH1	5.09	122.84	120.30
1	5	1359	G	O4'-C4'-C3'	-5.09	98.91	104.00
20	R	117	ARG	CB-CA-C	5.08	120.57	110.40
13	J	170	HIS	CB-CA-C	5.08	120.56	110.40
1	5	3627	G	C2'-C3'-O3'	5.08	121.83	113.70
28	Z	51	ARG	NE-CZ-NH1	5.08	122.84	120.30
1	5	297	U	N1-C1'-C2'	-5.08	106.41	112.00
1	5	1887	G	C4'-C3'-C2'	-5.08	97.52	102.60
27	Y	87	ARG	CG-CD-NE	5.08	122.47	111.80

Continued on next page...

Continued from previous page...

Mol	Chain	Res	Type	Atoms	Z	Observed(°)	Ideal(°)
28	Z	36	ARG	CG-CD-NE	5.08	122.47	111.80
32	d	87	ARG	N-CA-CB	5.08	119.74	110.60
1	5	218	A	N9-C1'-C2'	-5.08	106.42	112.00
29	a	6	ARG	NE-CZ-NH1	5.08	122.84	120.30
27	Y	74	TYR	N-CA-CB	5.07	119.73	110.60
32	d	85	ARG	CG-CD-NE	5.07	122.45	111.80
33	e	44	ARG	NE-CZ-NH1	5.07	122.84	120.30
17	O	117	ARG	NE-CZ-NH2	-5.07	117.77	120.30
27	Y	126	ARG	CD-NE-CZ	5.07	130.70	123.60
1	5	1067	G	C2'-C3'-O3'	5.07	121.81	113.70
1	5	1268	G	N9-C1'-C2'	5.07	120.59	114.00
1	5	4670	C	P-O5'-C5'	5.07	129.01	120.90
27	Y	126	ARG	CG-CD-NE	5.07	122.44	111.80
1	5	2054	U	N1-C1'-C2'	5.07	120.58	114.00
1	5	3804	G	N9-C1'-C2'	-5.07	106.43	112.00
21	S	28	TYR	CB-CG-CD2	-5.07	117.96	121.00
1	5	2361	G	P-O3'-C3'	5.06	125.78	119.70
23	U	46	ARG	NE-CZ-NH1	5.06	122.83	120.30
4	A	209	HIS	CA-CB-CG	-5.06	105.00	113.60
1	5	4936	G	C4'-C3'-O3'	5.06	123.11	113.00
1	5	1963	C	C2'-C3'-O3'	5.06	121.79	113.70
1	5	1361	G	C2'-C3'-O3'	5.05	121.79	113.70
1	5	1672	U	N1-C1'-C2'	5.05	120.57	114.00
1	5	3863	C	N1-C1'-C2'	5.05	120.57	114.00
16	N	143	ARG	CB-CG-CD	5.05	124.74	111.60
1	5	54	G	C2'-C3'-O3'	5.05	121.78	113.70
1	5	4498	U	C1'-C2'-O2'	5.05	125.75	110.60
7	D	248	ARG	NE-CZ-NH1	5.05	122.83	120.30
19	Q	33	ARG	CB-CG-CD	5.05	124.73	111.60
1	5	88	A	C1'-C2'-O2'	-5.05	95.45	110.60
1	5	2614	C	N1-C1'-C2'	-5.05	106.45	112.00
14	L	103	ARG	CA-CB-CG	5.05	124.51	113.40
1	5	74	G	N9-C1'-C2'	5.05	120.56	114.00
1	5	336	A	N9-C1'-C2'	-5.05	106.45	112.00
1	5	4975	G	C1'-O4'-C4'	-5.04	105.86	109.90
1	5	1895	G	N9-C1'-C2'	5.04	120.56	114.00
5	B	257	TRP	N-CA-CB	5.04	119.67	110.60
12	I	181	PHE	CB-CG-CD1	5.04	124.33	120.80
21	S	31	ARG	NE-CZ-NH2	5.04	122.82	120.30
26	X	56	ARG	CG-CD-NE	-5.04	101.22	111.80
1	5	4404	U	C3'-C2'-C1'	5.04	105.53	101.50
1	5	1953	U	N1-C1'-C2'	5.03	120.54	114.00

Continued on next page...

Continued from previous page...

Mol	Chain	Res	Type	Atoms	Z	Observed(°)	Ideal(°)
22	T	19	PHE	CB-CA-C	-5.03	100.33	110.40
36	h	72	PHE	CB-CG-CD1	5.03	124.32	120.80
1	5	1398	A	C3'-C2'-C1'	-5.03	97.47	101.50
1	5	20	U	N1-C1'-C2'	-5.03	106.47	112.00
1	5	514	U	O4'-C4'-C3'	-5.03	98.97	104.00
1	5	1272	C	C5'-C4'-O4'	5.03	115.14	109.10
1	5	2533	C	N1-C1'-C2'	5.03	120.53	114.00
1	5	2827	G	O4'-C4'-C3'	-5.03	98.97	104.00
19	Q	33	ARG	N-CA-CB	5.03	119.64	110.60
1	5	1591	U	N1-C1'-C2'	5.02	120.53	114.00
1	5	1947	U	C4'-C3'-O3'	5.02	123.05	113.00
1	5	4398	C	C2'-C3'-O3'	5.02	121.73	113.70
1	5	352	G	C3'-C2'-C1'	5.02	105.52	101.50
1	5	1216	C	C2'-C3'-O3'	5.02	121.73	113.70
1	5	1281	G	C3'-C2'-C1'	5.02	105.51	101.50
1	5	1365	C	N1-C1'-C2'	5.02	120.52	114.00
1	5	4373	G	C3'-C2'-C1'	-5.02	97.49	101.50
13	J	146	ARG	NE-CZ-NH1	-5.02	117.79	120.30
1	5	1358	G	O4'-C1'-C2'	-5.01	100.78	105.80
1	5	1440	U	C4'-C3'-C2'	-5.01	97.58	102.60
1	5	2275	G	C2'-C3'-O3'	5.01	121.72	113.70
28	Z	51	ARG	NE-CZ-NH2	-5.01	117.79	120.30
1	5	2459	G	N9-C1'-C2'	-5.01	106.49	112.00
1	5	4563	U	C2-N1-C1'	5.01	123.71	117.70
43	o	78	ARG	CD-NE-CZ	5.01	130.62	123.60
1	5	2116	C	C2'-C3'-O3'	5.01	121.72	113.70
1	5	1479	G	C1'-C2'-O2'	-5.01	95.58	110.60
1	5	4224	A	N9-C1'-C2'	-5.01	106.49	112.00
7	D	119	TYR	CB-CA-C	5.01	120.41	110.40
1	5	1896	A	N9-C1'-C2'	-5.00	106.49	112.00
1	5	4270	C	C5'-C4'-O4'	5.00	115.11	109.10
16	N	6	TYR	CA-CB-CG	-5.00	103.89	113.40
28	Z	65	ARG	NE-CZ-NH1	-5.00	117.80	120.30
7	D	44	TYR	CB-CG-CD1	-5.00	118.00	121.00

All (1) chirality outliers are listed below:

Mol	Chain	Res	Type	Atom
1	5	1992	U	C1'

All (335) planarity outliers are listed below:

Mol	Chain	Res	Type	Group
1	5	100	C	Sidechain
1	5	103	G	Sidechain
1	5	1167	C	Sidechain
1	5	120	A	Sidechain
1	5	1214	C	Sidechain
1	5	1281	G	Sidechain
1	5	1319	U	Sidechain
1	5	1324	A	Sidechain
1	5	1355	G	Sidechain
1	5	1398	A	Sidechain
1	5	147	A	Sidechain
1	5	1501	C	Sidechain
1	5	151	G	Sidechain
1	5	1522	G	Sidechain
1	5	1534	A	Sidechain
1	5	157	U	Sidechain
1	5	1625	G	Sidechain
1	5	1627	G	Sidechain
1	5	1631	A	Sidechain
1	5	1658	G	Sidechain
1	5	1668	A	Sidechain
1	5	1671	U	Sidechain
1	5	1676	C	Sidechain
1	5	172	C	Sidechain
1	5	1733	G	Sidechain
1	5	1887	G	Sidechain
1	5	1894	C	Sidechain
1	5	1938	C	Sidechain
1	5	2035	C	Sidechain
1	5	2037	C	Sidechain
1	5	2046	G	Sidechain
1	5	2056	G	Sidechain
1	5	2077	C	Sidechain
1	5	2082	G	Sidechain
1	5	2087	C	Sidechain
1	5	22	G	Sidechain
1	5	2263	A	Sidechain
1	5	2268	A	Sidechain
1	5	2271	C	Sidechain
1	5	2305	U	Sidechain
1	5	2325	C	Sidechain
1	5	235	A	Sidechain
1	5	2360	A	Sidechain

Continued on next page...

Continued from previous page...

Mol	Chain	Res	Type	Group
1	5	2361	G	Sidechain
1	5	2394	G	Sidechain
1	5	2403	A	Sidechain
1	5	2406	G	Sidechain
1	5	2436	U	Sidechain
1	5	2438	A	Sidechain
1	5	2446	C	Sidechain
1	5	2450	G	Sidechain
1	5	2465	C	Sidechain
1	5	2513	A	Sidechain
1	5	2515	G	Sidechain
1	5	2517	A	Sidechain
1	5	2553	A	Sidechain
1	5	2581	A	Sidechain
1	5	2649	G	Sidechain
1	5	2666	U	Sidechain
1	5	2675	G	Sidechain
1	5	2769	U	Sidechain
1	5	2796	G	Sidechain
1	5	280	G	Sidechain
1	5	2812	A	Sidechain
1	5	2827	G	Sidechain
1	5	2851	G	Sidechain
1	5	2858	A	Sidechain
1	5	291	U	Sidechain
1	5	292	G	Sidechain
1	5	293	G	Sidechain
1	5	294	G	Sidechain
1	5	31	U	Sidechain
1	5	315	G	Sidechain
1	5	332	C	Sidechain
1	5	336	A	Sidechain
1	5	352	G	Sidechain
1	5	354	U	Sidechain
1	5	3621	A	Sidechain
1	5	3635	A	Sidechain
1	5	3648	A	Sidechain
1	5	3653	A	Sidechain
1	5	3692	A	Sidechain
1	5	3726	A	Sidechain
1	5	3774	A	Sidechain
1	5	3790	U	Sidechain

Continued on next page...

Continued from previous page...

Mol	Chain	Res	Type	Group
1	5	3791	C	Sidechain
1	5	383	A	Sidechain
1	5	384	A	Sidechain
1	5	3843	C	Sidechain
1	5	3844	U	Sidechain
1	5	3871	A	Sidechain
1	5	3880	G	Sidechain
1	5	3881	G	Sidechain
1	5	3901	A	Sidechain
1	5	3938	G	Sidechain
1	5	405	U	Sidechain
1	5	4076	G	Sidechain
1	5	4162	C	Sidechain
1	5	417	G	Sidechain
1	5	42	A	Sidechain
1	5	4228	G	Sidechain
1	5	4229	U	Sidechain
1	5	4234	A	Sidechain
1	5	4270	C	Sidechain
1	5	4275	G	Sidechain
1	5	4280	A	Sidechain
1	5	4282	A	Sidechain
1	5	43	U	Sidechain
1	5	4330	G	Sidechain
1	5	4341	C	Sidechain
1	5	4371	G	Sidechain
1	5	4373	G	Sidechain
1	5	4385	A	Sidechain
1	5	4463	U	Sidechain
1	5	4464	A	Sidechain
1	5	4497	U	Sidechain
1	5	4498	U	Sidechain
1	5	4510	A	Sidechain
1	5	4519	C	Sidechain
1	5	4528	G	Sidechain
1	5	4531	U	Sidechain
1	5	4548	A	Sidechain
1	5	4563	U	Sidechain
1	5	4564	A	Sidechain
1	5	4589	A	Sidechain
1	5	4600	G	Sidechain
1	5	4670	C	Sidechain

Continued on next page...

Continued from previous page...

Mol	Chain	Res	Type	Group
1	5	4677	U	Sidechain
1	5	4693	C	Sidechain
1	5	4763	U	Sidechain
1	5	4871	C	Sidechain
1	5	4911	A	Sidechain
1	5	4965	U	Sidechain
1	5	4966	A	Sidechain
1	5	4976	U	Sidechain
1	5	4981	G	Sidechain
1	5	5006	U	Sidechain
1	5	5040	U	Sidechain
1	5	5043	A	Sidechain
1	5	5050	C	Sidechain
1	5	5066	U	Sidechain
1	5	514	U	Sidechain
1	5	53	C	Sidechain
1	5	54	G	Sidechain
1	5	62	A	Sidechain
1	5	664	G	Sidechain
1	5	84	A	Sidechain
1	5	85	G	Sidechain
1	5	89	C	Sidechain
1	5	92	C	Sidechain
1	5	93	G	Sidechain
1	5	94	A	Sidechain
1	5	964	A	Sidechain
1	5	97	G	Sidechain
1	5	99	A	Sidechain
2	7	42	A	Sidechain
2	7	56	G	Sidechain
3	8	104	A	Sidechain
3	8	14	U	Sidechain
3	8	34	U	Sidechain
3	8	35	C	Sidechain
3	8	38	U	Sidechain
3	8	39	G	Sidechain
3	8	60	G	Sidechain
3	8	65	A	Sidechain
3	8	73	U	Sidechain
3	8	9	A	Sidechain
3	8	94	G	Sidechain
4	A	18	ALA	Peptide

Continued on next page...

Continued from previous page...

Mol	Chain	Res	Type	Group
4	A	194	ASN	Peptide
4	A	196	TRP	Peptide
4	A	209	HIS	Sidechain
4	A	211	PHE	Sidechain
4	A	215	ASN	Peptide
5	B	100	ARG	Sidechain
5	B	102	PHE	Peptide
5	B	117	ARG	Sidechain
5	B	119	TYR	Sidechain
5	B	142	GLY	Peptide
5	B	15	GLY	Peptide
5	B	16	PHE	Peptide
5	B	179	HIS	Sidechain
5	B	274	TYR	Sidechain
5	B	322	HIS	Peptide
5	B	379	PHE	Peptide
5	B	387	ALA	Peptide
5	B	388	PHE	Peptide
6	C	102	PHE	Sidechain
6	C	113	ARG	Peptide
6	C	264	TYR	Peptide
6	C	309	ILE	Peptide
6	C	41	HIS	Sidechain
7	D	129	GLU	Peptide
7	D	190	PHE	Peptide
7	D	198	HIS	Sidechain
7	D	20	PHE	Peptide
7	D	261	VAL	Peptide
7	D	266	TRP	Peptide
7	D	30	TYR	Peptide
7	D	44	TYR	Sidechain
8	E	102	VAL	Peptide
8	E	103	VAL	Peptide
8	E	111	TYR	Peptide
8	E	123	SER	Peptide
8	E	152	ARG	Peptide
8	E	177	LEU	Peptide
8	E	216	LYS	Peptide
8	E	224	GLN	Peptide
8	E	230	ASP	Peptide
8	E	235	LYS	Peptide
8	E	278	TYR	Sidechain

Continued on next page...

Continued from previous page...

Mol	Chain	Res	Type	Group
8	E	41	SER	Peptide
9	F	127	LEU	Peptide
9	F	197	TYR	Peptide
9	F	228	HIS	Sidechain
9	F	81	GLY	Peptide
9	F	82	ASN	Peptide
10	G	101	LYS	Peptide
10	G	261	LEU	Peptide
10	G	54	PHE	Sidechain
11	H	156	ASN	Peptide,Sidechain
11	H	50	LYS	Peptide
12	I	113	THR	Peptide
12	I	139	ARG	Sidechain
12	I	158	LYS	Peptide
12	I	77	VAL	Peptide
12	I	93	PRO	Peptide
13	J	87	LEU	Peptide
13	J	99	PHE	Sidechain
14	L	146	LEU	Peptide
14	L	147	ALA	Peptide
14	L	192	PHE	Sidechain
14	L	62	PRO	Peptide
14	L	66	TYR	Peptide
15	M	6	PHE	Sidechain
15	M	65	PRO	Peptide
15	M	79	LYS	Peptide
15	M	94	LYS	Peptide
16	N	119	TYR	Sidechain
16	N	130	PHE	Sidechain
16	N	131	GLU	Sidechain
16	N	138	PHE	Peptide
16	N	139	HIS	Sidechain
16	N	180	PHE	Sidechain
16	N	184	ILE	Peptide
16	N	202	ARG	Peptide
16	N	37	HIS	Sidechain
16	N	90	ASN	Peptide
16	N	94	PHE	Sidechain
17	O	110	PRO	Peptide
17	O	117	ARG	Peptide
17	O	135	PHE	Sidechain
18	P	139	TYR	Sidechain

Continued on next page...

Continued from previous page...

Mol	Chain	Res	Type	Group
19	Q	161	SER	Peptide
19	Q	162	HIS	Peptide
19	Q	174	PHE	Sidechain
19	Q	32	TYR	Peptide
19	Q	34	PHE	Sidechain
20	R	118	HIS	Sidechain
20	R	132	PHE	Sidechain
20	R	174	GLU	Peptide
20	R	19	LYS	Peptide
20	R	57	VAL	Peptide
20	R	94	THR	Peptide
21	S	10	TYR	Sidechain
21	S	145	PHE	Peptide,Sidechain
21	S	152	PHE	Peptide
21	S	154	LEU	Peptide
21	S	159	LEU	Peptide
21	S	164	LYS	Peptide
21	S	32	ILE	Peptide
21	S	33	PHE	Peptide
21	S	68	PHE	Peptide
21	S	90	THR	Peptide
22	T	140	PHE	Sidechain
22	T	142	ARG	Peptide
23	U	110	TYR	Peptide
23	U	55	ASN	Peptide
24	V	108	ASN	Peptide
24	V	97	TYR	Sidechain
24	V	98	PHE	Sidechain
25	W	27	LYS	Peptide
26	X	73	HIS	Sidechain
27	Y	18	HIS	Sidechain
27	Y	61	HIS	Sidechain
27	Y	62	TYR	Peptide
27	Y	81	TYR	Sidechain
29	a	109	TYR	Sidechain
29	a	128	PHE	Sidechain
29	a	34	ASN	Sidechain
29	a	39	HIS	Peptide
29	a	60	HIS	Sidechain
29	a	61	TYR	Peptide,Sidechain
29	a	62	HIS	Sidechain
29	a	91	ALA	Peptide

Continued on next page...

Continued from previous page...

Mol	Chain	Res	Type	Group
30	b	6	ASN	Sidechain
31	c	77	ASN	Peptide
31	c	78	ASN	Sidechain
32	d	103	TYR	Peptide
32	d	108	TYR	Peptide
32	d	25	TYR	Sidechain
32	d	72	VAL	Peptide
33	e	20	PHE	Sidechain
33	e	3	ALA	Peptide
33	e	74	PHE	Sidechain
33	e	76	LYS	Peptide
34	f	100	ARG	Peptide
34	f	53	ALA	Peptide
35	g	6	THR	Peptide
36	h	121	VAL	Peptide
36	h	78	TYR	Sidechain
36	h	97	LYS	Peptide
37	i	26	HIS	Sidechain
37	i	39	PHE	Sidechain
37	i	49	GLY	Peptide
38	j	46	LYS	Peptide
38	j	48	ASN	Peptide
38	j	66	HIS	Sidechain
38	j	8	PHE	Sidechain
39	k	28	ASN	Peptide
43	o	31	ASP	Peptide,Sidechain
43	o	43	ARG	Peptide
43	o	47	GLY	Peptide
43	o	48	TYR	Sidechain
43	o	76	ASN	Peptide
44	p	17	ARG	Peptide
45	r	30	ASN	Peptide
45	r	31	ASN	Sidechain
45	r	45	HIS	Sidechain
45	r	70	GLN	Peptide
45	r	76	SER	Peptide

5.2 Too-close contacts [\(i\)](#)

Due to software issues we are unable to calculate clashes - this section is therefore empty.

5.3 Torsion angles [i](#)

5.3.1 Protein backbone [i](#)

In the following table, the Percentiles column shows the percent Ramachandran outliers of the chain as a percentile score with respect to all PDB entries followed by that with respect to all EM entries.

The Analysed column shows the number of residues for which the backbone conformation was analysed, and the total number of residues.

Mol	Chain	Analysed	Favoured	Allowed	Outliers	Percentiles	
4	A	242/257 (94%)	203 (84%)	30 (12%)	9 (4%)	3	26
5	B	392/394 (100%)	319 (81%)	40 (10%)	33 (8%)	1	9
6	C	365/367 (100%)	304 (83%)	46 (13%)	15 (4%)	3	23
7	D	290/297 (98%)	235 (81%)	33 (11%)	22 (8%)	1	10
8	E	232/236 (98%)	150 (65%)	51 (22%)	31 (13%)	0	4
9	F	223/225 (99%)	190 (85%)	23 (10%)	10 (4%)	2	21
10	G	239/266 (90%)	200 (84%)	32 (13%)	7 (3%)	4	31
11	H	188/192 (98%)	164 (87%)	20 (11%)	4 (2%)	7	38
12	I	211/213 (99%)	168 (80%)	30 (14%)	13 (6%)	1	15
13	J	168/178 (94%)	137 (82%)	23 (14%)	8 (5%)	2	20
14	L	208/211 (99%)	172 (83%)	25 (12%)	11 (5%)	2	17
15	M	136/213 (64%)	118 (87%)	16 (12%)	2 (2%)	10	45
16	N	201/204 (98%)	172 (86%)	23 (11%)	6 (3%)	4	30
17	O	199/204 (98%)	182 (92%)	14 (7%)	3 (2%)	10	45
18	P	151/153 (99%)	140 (93%)	9 (6%)	2 (1%)	12	48
19	Q	185/188 (98%)	160 (86%)	20 (11%)	5 (3%)	5	33
20	R	178/196 (91%)	153 (86%)	21 (12%)	4 (2%)	6	37
21	S	173/224 (77%)	146 (84%)	24 (14%)	3 (2%)	9	42
22	T	157/160 (98%)	128 (82%)	26 (17%)	3 (2%)	8	40
23	U	97/128 (76%)	74 (76%)	21 (22%)	2 (2%)	7	38
24	V	129/140 (92%)	112 (87%)	14 (11%)	3 (2%)	6	36
25	W	61/157 (39%)	57 (93%)	3 (5%)	1 (2%)	9	43
26	X	117/156 (75%)	108 (92%)	7 (6%)	2 (2%)	9	42
27	Y	132/145 (91%)	112 (85%)	14 (11%)	6 (4%)	2	21
28	Z	133/136 (98%)	113 (85%)	16 (12%)	4 (3%)	4	30

Continued on next page...

Continued from previous page...

Mol	Chain	Analysed	Favoured	Allowed	Outliers	Percentiles	
29	a	145/148 (98%)	111 (77%)	26 (18%)	8 (6%)	2	17
30	b	73/160 (46%)	58 (80%)	11 (15%)	4 (6%)	2	17
31	c	92/115 (80%)	78 (85%)	10 (11%)	4 (4%)	2	22
32	d	105/125 (84%)	85 (81%)	16 (15%)	4 (4%)	3	25
33	e	126/135 (93%)	110 (87%)	15 (12%)	1 (1%)	19	58
34	f	107/110 (97%)	95 (89%)	7 (6%)	5 (5%)	2	20
35	g	112/117 (96%)	103 (92%)	7 (6%)	2 (2%)	8	41
36	h	120/123 (98%)	103 (86%)	14 (12%)	3 (2%)	5	34
37	i	100/105 (95%)	91 (91%)	7 (7%)	2 (2%)	7	39
38	j	84/86 (98%)	67 (80%)	13 (16%)	4 (5%)	2	20
39	k	67/70 (96%)	55 (82%)	7 (10%)	5 (8%)	1	11
40	l	48/51 (94%)	42 (88%)	4 (8%)	2 (4%)	3	23
41	m	50/128 (39%)	44 (88%)	6 (12%)	0	100	100
42	n	21/25 (84%)	21 (100%)	0	0	100	100
43	o	102/106 (96%)	85 (83%)	11 (11%)	6 (6%)	1	15
44	p	89/91 (98%)	79 (89%)	9 (10%)	1 (1%)	14	52
45	r	123/125 (98%)	97 (79%)	20 (16%)	6 (5%)	2	19
All	All	6371/7060 (90%)	5341 (84%)	764 (12%)	266 (4%)	5	23

All (266) Ramachandran outliers are listed below:

Mol	Chain	Res	Type
4	A	19	HIS
4	A	197	PRO
5	B	16	PHE
5	B	40	PRO
5	B	108	GLU
5	B	109	HIS
5	B	111	SER
5	B	120	LYS
5	B	138	GLN
5	B	143	ALA
5	B	169	ARG
5	B	191	ALA
5	B	196	TRP
5	B	388	PHE

Continued on next page...

Continued from previous page...

Mol	Chain	Res	Type
5	B	389	MET
6	C	69	THR
6	C	99	GLY
6	C	309	ILE
6	C	318	PRO
6	C	319	LEU
7	D	19	LYS
7	D	212	ILE
7	D	262	LYS
7	D	285	ALA
8	E	55	ARG
8	E	59	TYR
8	E	96	LYS
8	E	131	LYS
8	E	175	LEU
8	E	221	PRO
8	E	230	ASP
8	E	280	HIS
9	F	72	ARG
9	F	128	ASN
9	F	236	GLY
10	G	128	VAL
11	H	60	TRP
12	I	78	LYS
12	I	79	SER
12	I	178	ALA
12	I	179	ASP
12	I	187	LYS
13	J	91	GLU
14	L	62	PRO
14	L	64	VAL
14	L	67	HIS
14	L	82	ARG
14	L	83	VAL
14	L	134	PRO
15	M	7	VAL
16	N	30	TYR
16	N	89	VAL
17	O	5	GLN
17	O	111	PRO
18	P	41	ILE
19	Q	177	ALA

Continued on next page...

Continued from previous page...

Mol	Chain	Res	Type
20	R	36	ASN
21	S	146	HIS
21	S	165	PRO
24	V	14	PHE
24	V	99	GLU
26	X	131	ASP
29	a	76	ASP
29	a	92	LYS
29	a	96	GLY
30	b	7	HIS
30	b	12	GLN
34	f	4	ARG
35	g	7	TYR
36	h	119	PHE
37	i	64	SER
39	k	23	VAL
39	k	59	SER
40	l	22	PRO
43	o	90	HIS
43	o	94	GLY
45	r	34	ALA
45	r	45	HIS
45	r	107	ARG
4	A	110	GLY
5	B	47	LEU
5	B	147	ALA
5	B	274	TYR
5	B	314	ILE
5	B	394	LYS
6	C	58	ALA
6	C	66	SER
6	C	320	LYS
7	D	21	ARG
7	D	57	ASN
7	D	96	ALA
7	D	220	LYS
7	D	260	GLU
7	D	279	ARG
7	D	281	ALA
7	D	293	ARG
8	E	43	ASN
8	E	91	PRO

Continued on next page...

Continued from previous page...

Mol	Chain	Res	Type
8	E	181	PRO
8	E	220	LYS
9	F	31	LYS
9	F	168	ARG
9	F	229	PHE
10	G	28	VAL
11	H	64	ARG
12	I	101	LYS
12	I	210	ARG
13	J	26	VAL
13	J	88	LYS
13	J	169	LYS
14	L	143	GLU
15	M	87	ALA
16	N	79	ALA
19	Q	178	ARG
20	R	39	GLN
22	T	18	PRO
22	T	44	GLY
22	T	55	LYS
26	X	86	ALA
27	Y	6	PHE
28	Z	91	LEU
29	a	60	HIS
29	a	62	HIS
29	a	97	ALA
31	c	32	LYS
31	c	80	GLU
31	c	81	LEU
32	d	93	ASN
33	e	34	ASN
36	h	122	LYS
39	k	61	PRO
43	o	33	LEU
43	o	98	LYS
45	r	123	PRO
4	A	180	LEU
4	A	196	TRP
5	B	295	ASP
6	C	73	VAL
6	C	97	ARG
6	C	266	THR

Continued on next page...

Continued from previous page...

Mol	Chain	Res	Type
6	C	273	LEU
7	D	129	GLU
7	D	152	ARG
7	D	187	SER
7	D	188	LYS
8	E	61	ARG
8	E	92	VAL
8	E	95	ASP
8	E	104	LYS
8	E	153	HIS
8	E	206	LYS
8	E	218	LEU
8	E	255	ARG
9	F	105	PRO
12	I	94	PHE
12	I	106	ALA
13	J	124	GLY
14	L	172	GLU
18	P	54	GLN
19	Q	52	PHE
19	Q	146	ARG
20	R	130	ASN
21	S	153	PRO
23	U	38	ASN
27	Y	11	ARG
27	Y	18	HIS
28	Z	8	GLY
28	Z	33	THR
29	a	93	ASN
32	d	38	PHE
34	f	80	ASN
34	f	107	PRO
40	l	47	THR
43	o	49	GLY
4	A	35	ALA
4	A	109	GLU
4	A	193	ARG
5	B	117	ARG
5	B	189	THR
5	B	310	SER
5	B	329	ASP
6	C	23	THR

Continued on next page...

Continued from previous page...

Mol	Chain	Res	Type
6	C	49	ARG
7	D	20	PHE
7	D	32	ALA
8	E	85	LEU
8	E	118	PRO
8	E	122	LEU
8	E	183	ARG
8	E	203	LYS
8	E	254	LEU
10	G	43	GLN
10	G	165	GLU
11	H	51	LYS
12	I	77	VAL
12	I	109	ASP
16	N	182	HIS
19	Q	55	ARG
20	R	131	VAL
23	U	98	ASP
24	V	110	GLY
25	W	43	LYS
29	a	98	ALA
30	b	10	HIS
32	d	58	GLY
32	d	102	LEU
34	f	5	LEU
39	k	29	LYS
43	o	8	ARG
4	A	130	SER
5	B	137	TRP
5	B	139	ASP
5	B	194	LEU
5	B	387	ALA
7	D	125	VAL
7	D	263	LYS
8	E	229	PHE
8	E	245	ASP
9	F	99	GLY
10	G	123	ALA
10	G	125	LYS
11	H	110	SER
13	J	11	PRO
13	J	32	ARG

Continued on next page...

Continued from previous page...

Mol	Chain	Res	Type
16	N	40	PRO
16	N	55	ALA
27	Y	85	VAL
28	Z	124	THR
30	b	21	ILE
31	c	77	ASN
34	f	106	TYR
35	g	84	ALA
38	j	5	THR
38	j	38	GLY
44	p	4	ARG
5	B	17	LEU
5	B	112	ASP
5	B	144	ALA
6	C	198	ASN
8	E	40	CYS
8	E	100	THR
12	I	110	ARG
13	J	27	GLY
14	L	169	ILE
17	O	110	PRO
27	Y	63	LYS
27	Y	79	VAL
38	j	9	GLY
38	j	75	ARG
45	r	103	ARG
5	B	110	ILE
5	B	259	PRO
7	D	114	GLY
39	k	63	GLY
14	L	100	PRO
7	D	261	VAL
12	I	47	PRO
36	h	38	GLY
5	B	321	VAL
8	E	90	LYS
9	F	100	ILE
10	G	58	PRO
14	L	28	GLN
37	i	63	VAL
45	r	44	ILE
9	F	199	VAL

5.3.2 Protein sidechains [i](#)

In the following table, the Percentiles column shows the percent sidechain outliers of the chain as a percentile score with respect to all PDB entries followed by that with respect to all EM entries.

The Analysed column shows the number of residues for which the sidechain conformation was analysed, and the total number of residues.

Mol	Chain	Analysed	Rotameric	Outliers	Percentiles	
4	A	187/199 (94%)	139 (74%)	48 (26%)	0	3
5	B	335/335 (100%)	265 (79%)	70 (21%)	1	6
6	C	305/305 (100%)	239 (78%)	66 (22%)	1	5
7	D	246/250 (98%)	178 (72%)	68 (28%)	0	3
8	E	209/209 (100%)	158 (76%)	51 (24%)	0	4
9	F	194/194 (100%)	145 (75%)	49 (25%)	0	3
10	G	206/226 (91%)	158 (77%)	48 (23%)	1	4
11	H	169/171 (99%)	125 (74%)	44 (26%)	0	3
12	I	180/180 (100%)	136 (76%)	44 (24%)	0	4
13	J	143/149 (96%)	115 (80%)	28 (20%)	1	7
14	L	176/177 (99%)	135 (77%)	41 (23%)	1	4
15	M	116/160 (72%)	95 (82%)	21 (18%)	1	9
16	N	171/172 (99%)	129 (75%)	42 (25%)	0	4
17	O	172/174 (99%)	146 (85%)	26 (15%)	3	17
18	P	134/134 (100%)	112 (84%)	22 (16%)	2	13
19	Q	163/164 (99%)	132 (81%)	31 (19%)	1	8
20	R	159/175 (91%)	120 (76%)	39 (24%)	0	4
21	S	156/192 (81%)	121 (78%)	35 (22%)	1	4
22	T	139/140 (99%)	112 (81%)	27 (19%)	1	7
23	U	89/114 (78%)	67 (75%)	22 (25%)	0	4
24	V	101/107 (94%)	77 (76%)	24 (24%)	0	4
25	W	55/126 (44%)	42 (76%)	13 (24%)	1	4
26	X	107/133 (80%)	89 (83%)	18 (17%)	2	12
27	Y	124/135 (92%)	96 (77%)	28 (23%)	1	4
28	Z	117/118 (99%)	94 (80%)	23 (20%)	1	7
29	a	119/120 (99%)	102 (86%)	17 (14%)	3	19

Continued on next page...

Continued from previous page...

Mol	Chain	Analysed	Rotameric	Outliers	Percentiles	
30	b	63/123 (51%)	45 (71%)	18 (29%)	0	3
31	c	79/97 (81%)	60 (76%)	19 (24%)	0	4
32	d	98/110 (89%)	66 (67%)	32 (33%)	0	2
33	e	114/121 (94%)	89 (78%)	25 (22%)	1	5
34	f	88/89 (99%)	73 (83%)	15 (17%)	2	12
35	g	98/100 (98%)	79 (81%)	19 (19%)	1	7
36	h	109/110 (99%)	92 (84%)	17 (16%)	2	16
37	i	86/89 (97%)	71 (83%)	15 (17%)	2	11
38	j	73/73 (100%)	60 (82%)	13 (18%)	2	10
39	k	64/65 (98%)	52 (81%)	12 (19%)	1	8
40	l	47/48 (98%)	39 (83%)	8 (17%)	2	12
41	m	48/116 (41%)	36 (75%)	12 (25%)	0	4
42	n	22/24 (92%)	17 (77%)	5 (23%)	1	4
43	o	92/94 (98%)	70 (76%)	22 (24%)	0	4
44	p	74/74 (100%)	61 (82%)	13 (18%)	2	10
45	r	109/109 (100%)	86 (79%)	23 (21%)	1	5
All	All	5536/6001 (92%)	4323 (78%)	1213 (22%)	3	5

All (1213) residues with a non-rotameric sidechain are listed below:

Mol	Chain	Res	Type
4	A	3	ARG
4	A	5	ILE
4	A	16	PHE
4	A	30	ARG
4	A	37	ARG
4	A	40	TYR
4	A	41	ILE
4	A	63	PHE
4	A	64	ARG
4	A	70	LYS
4	A	73	THR
4	A	74	GLU
4	A	95	GLN
4	A	97	ASN
4	A	100	ASN

Continued on next page...

Continued from previous page...

Mol	Chain	Res	Type
4	A	109	GLU
4	A	116	LEU
4	A	122	ASP
4	A	123	ARG
4	A	125	LYS
4	A	126	LEU
4	A	128	ARG
4	A	139	HIS
4	A	144	LYS
4	A	147	ARG
4	A	162	ASN
4	A	163	ARG
4	A	176	ASP
4	A	181	LYS
4	A	186	TYR
4	A	187	HIS
4	A	189	TYR
4	A	190	LYS
4	A	193	ARG
4	A	194	ASN
4	A	195	CYS
4	A	196	TRP
4	A	205	ASN
4	A	208	GLU
4	A	215	ASN
4	A	216	HIS
4	A	218	HIS
4	A	221	LYS
4	A	226	ARG
4	A	227	ARG
4	A	233	ARG
4	A	242	ARG
4	A	245	ARG
5	B	10	ARG
5	B	16	PHE
5	B	17	LEU
5	B	25	HIS
5	B	26	ARG
5	B	36	ASP
5	B	39	LYS
5	B	41	VAL
5	B	46	PHE

Continued on next page...

Continued from previous page...

Mol	Chain	Res	Type
5	B	55	HIS
5	B	56	ILE
5	B	58	ARG
5	B	61	ASP
5	B	62	ARG
5	B	74	GLU
5	B	78	ILE
5	B	94	GLU
5	B	95	THR
5	B	99	LEU
5	B	100	ARG
5	B	101	THR
5	B	103	LYS
5	B	104	THR
5	B	106	PHE
5	B	116	ARG
5	B	117	ARG
5	B	119	TYR
5	B	122	TRP
5	B	123	HIS
5	B	146	LEU
5	B	149	ASP
5	B	154	LYS
5	B	156	TYR
5	B	165	HIS
5	B	167	GLN
5	B	169	ARG
5	B	174	ARG
5	B	189	THR
5	B	198	ARG
5	B	203	GLN
5	B	207	VAL
5	B	214	ASP
5	B	218	ASP
5	B	228	TYR
5	B	233	SER
5	B	235	TRP
5	B	236	HIS
5	B	245	HIS
5	B	249	ARG
5	B	257	TRP
5	B	258	HIS

Continued on next page...

Continued from previous page...

Mol	Chain	Res	Type
5	B	261	ARG
5	B	264	PHE
5	B	289	GLN
5	B	291	TYR
5	B	309	LEU
5	B	314	ILE
5	B	323	TYR
5	B	326	VAL
5	B	328	ASN
5	B	329	ASP
5	B	347	LEU
5	B	348	ARG
5	B	355	THR
5	B	356	LYS
5	B	357	ARG
5	B	366	LYS
5	B	369	ASP
5	B	378	ARG
5	B	388	PHE
6	C	14	LYS
6	C	36	ILE
6	C	47	ASN
6	C	49	ARG
6	C	60	HIS
6	C	65	GLU
6	C	71	ARG
6	C	75	ARG
6	C	76	ILE
6	C	78	ARG
6	C	80	ARG
6	C	85	HIS
6	C	86	ARG
6	C	87	SER
6	C	92	PHE
6	C	94	ASN
6	C	95	MET
6	C	97	ARG
6	C	100	ARG
6	C	102	PHE
6	C	107	THR
6	C	112	HIS
6	C	113	ARG

Continued on next page...

Continued from previous page...

Mol	Chain	Res	Type
6	C	122	TYR
6	C	126	SER
6	C	131	SER
6	C	142	HIS
6	C	150	LEU
6	C	156	ASP
6	C	160	SER
6	C	173	LYS
6	C	175	LYS
6	C	177	TRP
6	C	178	ASN
6	C	182	LYS
6	C	184	TYR
6	C	188	ARG
6	C	193	LYS
6	C	196	MET
6	C	198	ASN
6	C	201	ARG
6	C	212	ASN
6	C	215	ASN
6	C	219	LYS
6	C	222	ARG
6	C	262	GLU
6	C	264	TYR
6	C	267	TRP
6	C	281	MET
6	C	288	ASP
6	C	291	ARG
6	C	300	ARG
6	C	303	ARG
6	C	307	LYS
6	C	309	ILE
6	C	310	HIS
6	C	311	ARG
6	C	312	ARG
6	C	321	ASN
6	C	322	LEU
6	C	333	LYS
6	C	342	ARG
6	C	343	GLN
6	C	345	ARG
6	C	350	ARG

Continued on next page...

Continued from previous page...

Mol	Chain	Res	Type
6	C	352	ASP
7	D	15	ARG
7	D	22	ARG
7	D	23	ARG
7	D	30	TYR
7	D	31	TYR
7	D	33	ARG
7	D	35	ARG
7	D	39	GLN
7	D	42	ASN
7	D	44	TYR
7	D	45	ASN
7	D	50	ARG
7	D	59	ASP
7	D	63	GLN
7	D	66	TYR
7	D	79	TYR
7	D	81	HIS
7	D	90	VAL
7	D	92	LEU
7	D	94	ASN
7	D	95	TYR
7	D	99	TYR
7	D	104	LEU
7	D	107	ARG
7	D	111	ASN
7	D	113	PHE
7	D	116	ASP
7	D	118	ILE
7	D	119	TYR
7	D	124	GLU
7	D	129	GLU
7	D	131	ASN
7	D	136	ASP
7	D	157	ASN
7	D	168	ASP
7	D	177	THR
7	D	179	ARG
7	D	189	GLU
7	D	191	ASN
7	D	193	GLU
7	D	196	ARG

Continued on next page...

Continued from previous page...

Mol	Chain	Res	Type
7	D	202	GLN
7	D	203	ASN
7	D	206	ASP
7	D	213	GLU
7	D	221	LYS
7	D	223	PHE
7	D	229	ASN
7	D	232	THR
7	D	234	ASP
7	D	244	HIS
7	D	248	ARG
7	D	249	GLU
7	D	254	GLU
7	D	255	LYS
7	D	256	LYS
7	D	259	LYS
7	D	260	GLU
7	D	262	LYS
7	D	264	LYS
7	D	265	ARG
7	D	266	TRP
7	D	268	ARG
7	D	279	ARG
7	D	287	PHE
7	D	291	GLN
7	D	292	GLU
7	D	293	ARG
8	E	39	HIS
8	E	40	CYS
8	E	43	ASN
8	E	46	LEU
8	E	52	ARG
8	E	61	ARG
8	E	64	MET
8	E	67	ARG
8	E	68	LYS
8	E	95	ASP
8	E	101	ARG
8	E	104	LYS
8	E	111	TYR
8	E	112	TYR
8	E	114	THR

Continued on next page...

Continued from previous page...

Mol	Chain	Res	Type
8	E	115	GLU
8	E	124	HIS
8	E	126	LYS
8	E	129	PHE
8	E	134	ARG
8	E	153	HIS
8	E	157	ARG
8	E	166	SER
8	E	171	VAL
8	E	175	LEU
8	E	178	ASN
8	E	179	ARG
8	E	186	HIS
8	E	187	GLN
8	E	203	LYS
8	E	206	LYS
8	E	212	TYR
8	E	217	LYS
8	E	219	ARG
8	E	230	ASP
8	E	233	LYS
8	E	237	GLU
8	E	241	GLN
8	E	242	ARG
8	E	245	ASP
8	E	246	GLN
8	E	250	ASP
8	E	252	GLN
8	E	256	ARG
8	E	262	GLN
8	E	266	TYR
8	E	268	ARG
8	E	277	ILE
8	E	280	HIS
8	E	282	LEU
8	E	284	PHE
9	F	27	PHE
9	F	33	LYS
9	F	34	ARG
9	F	41	GLN
9	F	43	MET
9	F	44	LEU

Continued on next page...

Continued from previous page...

Mol	Chain	Res	Type
9	F	49	ARG
9	F	64	ARG
9	F	65	GLN
9	F	68	ARG
9	F	72	ARG
9	F	82	ASN
9	F	83	PHE
9	F	84	TYR
9	F	85	VAL
9	F	90	LYS
9	F	93	PHE
9	F	96	ARG
9	F	100	ILE
9	F	101	ASN
9	F	118	GLN
9	F	119	ILE
9	F	120	PHE
9	F	121	ASN
9	F	137	ILE
9	F	146	TYR
9	F	148	ASN
9	F	149	LEU
9	F	151	SER
9	F	154	GLU
9	F	176	LEU
9	F	192	LEU
9	F	194	HIS
9	F	197	TYR
9	F	201	LYS
9	F	202	ARG
9	F	204	LYS
9	F	209	PHE
9	F	213	PHE
9	F	214	LYS
9	F	224	LYS
9	F	226	THR
9	F	227	THR
9	F	228	HIS
9	F	234	ASP
9	F	239	GLU
9	F	245	LEU
9	F	247	ARG

Continued on next page...

Continued from previous page...

Mol	Chain	Res	Type
9	F	248	ARG
10	G	28	VAL
10	G	29	ASN
10	G	31	LEU
10	G	32	PHE
10	G	38	ASN
10	G	39	PHE
10	G	44	ASP
10	G	46	GLN
10	G	49	ARG
10	G	50	ASP
10	G	56	LYS
10	G	60	TYR
10	G	62	ARG
10	G	67	ARG
10	G	71	TYR
10	G	73	ARG
10	G	85	GLN
10	G	88	ASP
10	G	89	ARG
10	G	90	GLN
10	G	100	HIS
10	G	101	LYS
10	G	102	TYR
10	G	103	ARG
10	G	108	GLN
10	G	112	GLN
10	G	125	LYS
10	G	131	LYS
10	G	141	ASN
10	G	150	LYS
10	G	162	ASP
10	G	169	PHE
10	G	170	LEU
10	G	175	ARG
10	G	177	MET
10	G	189	ARG
10	G	202	VAL
10	G	210	GLU
10	G	217	LYS
10	G	220	GLU
10	G	223	ARG

Continued on next page...

Continued from previous page...

Mol	Chain	Res	Type
10	G	227	ASN
10	G	230	TYR
10	G	231	ASN
10	G	235	ARG
10	G	240	ASN
10	G	254	GLU
10	G	259	LYS
11	H	11	ASP
11	H	12	ILE
11	H	18	ILE
11	H	26	ILE
11	H	31	ARG
11	H	40	HIS
11	H	42	ASN
11	H	51	LYS
11	H	52	LYS
11	H	54	ARG
11	H	57	VAL
11	H	58	ASP
11	H	59	LYS
11	H	60	TRP
11	H	63	ASN
11	H	66	GLU
11	H	71	ARG
11	H	79	ASN
11	H	84	VAL
11	H	88	PHE
11	H	92	MET
11	H	96	TYR
11	H	105	ILE
11	H	106	GLN
11	H	107	GLU
11	H	108	ASN
11	H	113	GLU
11	H	115	ARG
11	H	117	PHE
11	H	118	LEU
11	H	122	TYR
11	H	123	ILE
11	H	124	ARG
11	H	125	ARG
11	H	128	MET

Continued on next page...

Continued from previous page...

Mol	Chain	Res	Type
11	H	140	GLN
11	H	141	LYS
11	H	161	ILE
11	H	162	GLN
11	H	168	LYS
11	H	171	ASP
11	H	173	ARG
11	H	177	ASP
11	H	180	TYR
12	I	3	ARG
12	I	4	ARG
12	I	8	CYS
12	I	9	TYR
12	I	13	LYS
12	I	17	TYR
12	I	21	ARG
12	I	24	ARG
12	I	28	ASP
12	I	32	ARG
12	I	35	ASP
12	I	39	LYS
12	I	43	VAL
12	I	45	GLU
12	I	46	PHE
12	I	58	GLU
12	I	71	CYS
12	I	74	LYS
12	I	78	LYS
12	I	83	ASP
12	I	86	HIS
12	I	88	ARG
12	I	92	HIS
12	I	94	PHE
12	I	95	HIS
12	I	100	ASN
12	I	101	LYS
12	I	102	MET
12	I	110	ARG
12	I	111	LEU
12	I	119	PHE
12	I	126	VAL
12	I	128	ARG

Continued on next page...

Continued from previous page...

Mol	Chain	Res	Type
12	I	143	GLN
12	I	146	GLU
12	I	159	PHE
12	I	171	TRP
12	I	177	ASN
12	I	179	ASP
12	I	181	PHE
12	I	182	GLU
12	I	203	HIS
12	I	207	ASP
12	I	208	LYS
13	J	15	LEU
13	J	23	ASN
13	J	32	ARG
13	J	33	LEU
13	J	35	ARG
13	J	54	ARG
13	J	55	TYR
13	J	58	ARG
13	J	81	GLU
13	J	83	LEU
13	J	85	LYS
13	J	87	LEU
13	J	90	ARG
13	J	96	LYS
13	J	97	ASN
13	J	98	ASN
13	J	101	ASP
13	J	113	ILE
13	J	128	LEU
13	J	129	ASP
13	J	139	PHE
13	J	146	ARG
13	J	150	CYS
13	J	154	LYS
13	J	155	HIS
13	J	164	ARG
13	J	171	ASP
13	J	178	ASN
14	L	5	ARG
14	L	10	LEU
14	L	13	HIS

Continued on next page...

Continued from previous page...

Mol	Chain	Res	Type
14	L	19	GLN
14	L	28	GLN
14	L	31	ARG
14	L	34	ARG
14	L	36	ARG
14	L	39	ARG
14	L	45	ARG
14	L	49	ARG
14	L	56	ARG
14	L	65	ARG
14	L	66	TYR
14	L	67	HIS
14	L	74	ARG
14	L	79	GLU
14	L	82	ARG
14	L	92	ARG
14	L	99	ASP
14	L	101	ARG
14	L	103	ARG
14	L	111	GLN
14	L	113	ASN
14	L	115	GLN
14	L	119	GLU
14	L	123	LYS
14	L	127	PHE
14	L	129	ARG
14	L	130	LYS
14	L	146	LEU
14	L	158	ARG
14	L	162	LYS
14	L	163	ARG
14	L	165	LYS
14	L	172	GLU
14	L	176	PHE
14	L	186	ARG
14	L	195	ARG
14	L	201	GLU
14	L	205	GLN
15	M	8	GLU
15	M	11	ARG
15	M	17	PHE
15	M	29	ASP

Continued on next page...

Continued from previous page...

Mol	Chain	Res	Type
15	M	32	ASP
15	M	33	GLN
15	M	34	ASN
15	M	38	VAL
15	M	47	ARG
15	M	56	GLN
15	M	57	LEU
15	M	59	ASP
15	M	61	ILE
15	M	66	HIS
15	M	70	GLN
15	M	79	LYS
15	M	89	THR
15	M	90	ARG
15	M	91	TRP
15	M	98	ARG
15	M	119	ARG
16	N	4	TYR
16	N	9	GLU
16	N	11	TRP
16	N	26	ARG
16	N	29	GLN
16	N	49	ARG
16	N	50	ARG
16	N	53	TYR
16	N	54	LYS
16	N	59	TYR
16	N	63	ARG
16	N	67	ARG
16	N	71	ARG
16	N	72	LYS
16	N	80	THR
16	N	86	HIS
16	N	87	HIS
16	N	91	GLN
16	N	92	LEU
16	N	104	GLU
16	N	108	ARG
16	N	119	TYR
16	N	123	GLU
16	N	126	THR
16	N	127	TYR

Continued on next page...

Continued from previous page...

Mol	Chain	Res	Type
16	N	131	GLU
16	N	136	ASP
16	N	138	PHE
16	N	139	HIS
16	N	147	ASP
16	N	150	TRP
16	N	162	ARG
16	N	169	ARG
16	N	174	LEU
16	N	178	HIS
16	N	182	HIS
16	N	189	ARG
16	N	192	TRP
16	N	195	ARG
16	N	196	ASN
16	N	199	GLN
16	N	203	TYR
17	O	5	GLN
17	O	42	ASN
17	O	46	ASN
17	O	49	ARG
17	O	57	PHE
17	O	59	ARG
17	O	60	LYS
17	O	61	ARG
17	O	62	MET
17	O	74	ARG
17	O	78	ARG
17	O	82	ARG
17	O	85	ARG
17	O	110	PRO
17	O	113	ASP
17	O	140	ARG
17	O	160	ARG
17	O	167	HIS
17	O	173	GLN
17	O	178	ARG
17	O	184	ASN
17	O	187	LYS
17	O	188	LYS
17	O	191	ARG
17	O	192	PHE

Continued on next page...

Continued from previous page...

Mol	Chain	Res	Type
17	O	194	GLU
18	P	3	ARG
18	P	9	GLU
18	P	10	ASN
18	P	13	LYS
18	P	18	ARG
18	P	23	ARG
18	P	24	VAL
18	P	28	ASN
18	P	30	ARG
18	P	40	HIS
18	P	42	ARG
18	P	61	ARG
18	P	69	ARG
18	P	70	CYS
18	P	78	TRP
18	P	90	PHE
18	P	91	LEU
18	P	110	ASP
18	P	128	ARG
18	P	133	HIS
18	P	135	ARG
18	P	154	GLU
19	Q	5	ILE
19	Q	9	LYS
19	Q	14	ARG
19	Q	15	ARG
19	Q	16	LYS
19	Q	32	TYR
19	Q	37	ARG
19	Q	44	ASN
19	Q	54	SER
19	Q	58	ARG
19	Q	61	LEU
19	Q	65	ARG
19	Q	68	ARG
19	Q	72	LEU
19	Q	75	ARG
19	Q	79	THR
19	Q	85	THR
19	Q	89	ASP
19	Q	91	ARG

Continued on next page...

Continued from previous page...

Mol	Chain	Res	Type
19	Q	93	GLN
19	Q	97	LYS
19	Q	108	ARG
19	Q	110	ARG
19	Q	112	ARG
19	Q	119	LYS
19	Q	146	ARG
19	Q	150	ARG
19	Q	166	TYR
19	Q	173	LYS
19	Q	180	ARG
19	Q	181	ARG
20	R	5	ARG
20	R	6	LEU
20	R	9	ARG
20	R	23	TRP
20	R	30	ASN
20	R	39	GLN
20	R	40	GLN
20	R	47	ASP
20	R	50	ILE
20	R	58	HIS
20	R	60	ARG
20	R	74	ARG
20	R	81	ARG
20	R	86	ASN
20	R	89	MET
20	R	99	MET
20	R	104	ARG
20	R	105	LEU
20	R	107	ARG
20	R	108	ARG
20	R	109	TYR
20	R	113	LYS
20	R	114	LYS
20	R	117	ARG
20	R	118	HIS
20	R	120	TYR
20	R	124	TYR
20	R	131	VAL
20	R	133	LYS
20	R	136	ARG

Continued on next page...

Continued from previous page...

Mol	Chain	Res	Type
20	R	138	LEU
20	R	141	HIS
20	R	163	ARG
20	R	168	GLU
20	R	172	ARG
20	R	175	GLU
20	R	177	LEU
20	R	178	GLN
20	R	180	LYS
21	S	2	LYS
21	S	15	ARG
21	S	28	TYR
21	S	29	ARG
21	S	37	HIS
21	S	44	PHE
21	S	47	PHE
21	S	48	VAL
21	S	53	LYS
21	S	57	SER
21	S	64	CYS
21	S	68	PHE
21	S	70	LYS
21	S	82	LEU
21	S	83	ARG
21	S	84	TYR
21	S	86	SER
21	S	90	THR
21	S	95	ARG
21	S	99	ASP
21	S	100	LEU
21	S	101	THR
21	S	127	MET
21	S	128	LYS
21	S	138	ARG
21	S	146	HIS
21	S	147	ASP
21	S	150	ILE
21	S	151	LYS
21	S	156	HIS
21	S	157	ARG
21	S	159	LEU
21	S	162	GLN

Continued on next page...

Continued from previous page...

Mol	Chain	Res	Type
21	S	168	THR
21	S	171	ARG
22	T	5	LYS
22	T	7	LYS
22	T	9	ARG
22	T	13	TYR
22	T	19	PHE
22	T	30	TYR
22	T	32	ARG
22	T	33	ILE
22	T	35	LYS
22	T	36	LYS
22	T	38	ASP
22	T	41	ASP
22	T	54	HIS
22	T	60	LYS
22	T	70	HIS
22	T	76	VAL
22	T	88	ARG
22	T	102	ARG
22	T	103	ASP
22	T	107	LYS
22	T	113	ASP
22	T	118	GLU
22	T	121	GLU
22	T	139	HIS
22	T	142	ARG
22	T	144	ASN
22	T	152	GLU
23	U	21	PHE
23	U	23	LEU
23	U	27	HIS
23	U	33	ILE
23	U	38	ASN
23	U	39	PHE
23	U	40	GLU
23	U	42	PHE
23	U	46	ARG
23	U	50	ASN
23	U	52	LYS
23	U	62	THR
23	U	64	GLU

Continued on next page...

Continued from previous page...

Mol	Chain	Res	Type
23	U	65	ARG
23	U	67	LYS
23	U	69	LYS
23	U	82	TYR
23	U	89	LYS
23	U	90	TYR
23	U	98	ASP
23	U	101	ARG
23	U	113	ARG
24	V	13	LYS
24	V	14	PHE
24	V	15	ARG
24	V	18	LEU
24	V	27	ASN
24	V	30	ASP
24	V	36	ASN
24	V	46	LYS
24	V	48	ARG
24	V	50	ASN
24	V	51	ARG
24	V	59	ASP
24	V	60	MET
24	V	73	ARG
24	V	77	HIS
24	V	84	GLN
24	V	91	LYS
24	V	98	PHE
24	V	100	ASP
24	V	107	ASN
24	V	109	LYS
24	V	111	GLU
24	V	123	LYS
24	V	128	LEU
25	W	3	VAL
25	W	4	GLU
25	W	8	PHE
25	W	12	LYS
25	W	17	HIS
25	W	25	ASP
25	W	33	ASN
25	W	44	ARG
25	W	50	ASN

Continued on next page...

Continued from previous page...

Mol	Chain	Res	Type
25	W	55	TYR
25	W	56	ARG
25	W	57	ARG
25	W	59	HIS
26	X	39	LYS
26	X	45	THR
26	X	48	ARG
26	X	60	TYR
26	X	62	ARG
26	X	72	ASP
26	X	79	PHE
26	X	84	GLU
26	X	94	ASN
26	X	117	TYR
26	X	120	ASP
26	X	129	ARG
26	X	133	GLU
26	X	137	TYR
26	X	139	ARG
26	X	144	TYR
26	X	148	ASP
26	X	151	ASN
27	Y	2	LYS
27	Y	4	ASN
27	Y	11	ARG
27	Y	15	ARG
27	Y	17	ARG
27	Y	18	HIS
27	Y	19	PHE
27	Y	27	ARG
27	Y	36	LYS
27	Y	45	ARG
27	Y	49	ILE
27	Y	50	ARG
27	Y	53	ASP
27	Y	56	GLN
27	Y	59	ARG
27	Y	62	TYR
27	Y	65	GLN
27	Y	72	GLN
27	Y	82	ILE
27	Y	83	GLU

Continued on next page...

Continued from previous page...

Mol	Chain	Res	Type
27	Y	84	ARG
27	Y	87	ARG
27	Y	91	ASN
27	Y	112	ASP
27	Y	114	ASP
27	Y	115	ARG
27	Y	126	ARG
27	Y	127	GLN
28	Z	4	PHE
28	Z	17	ARG
28	Z	21	ARG
28	Z	27	LYS
28	Z	30	ASP
28	Z	36	ARG
28	Z	38	TYR
28	Z	54	THR
28	Z	57	MET
28	Z	60	LYS
28	Z	64	LYS
28	Z	78	ASN
28	Z	88	ASP
28	Z	92	ASP
28	Z	93	LYS
28	Z	98	LYS
28	Z	102	ARG
28	Z	108	ARG
28	Z	109	LYS
28	Z	112	ARG
28	Z	121	ARG
28	Z	122	TYR
28	Z	136	PHE
29	a	7	LYS
29	a	10	LYS
29	a	14	HIS
29	a	19	HIS
29	a	21	ARG
29	a	40	HIS
29	a	41	HIS
29	a	46	ASP
29	a	49	HIS
29	a	52	TYR
29	a	59	ARG

Continued on next page...

Continued from previous page...

Mol	Chain	Res	Type
29	a	61	TYR
29	a	63	LEU
29	a	77	LYS
29	a	84	GLU
29	a	105	ARG
29	a	132	ARG
30	b	6	ASN
30	b	7	HIS
30	b	12	GLN
30	b	16	TRP
30	b	18	ARG
30	b	19	ASN
30	b	22	LYS
30	b	23	LYS
30	b	25	ARG
30	b	27	GLN
30	b	28	ARG
30	b	30	GLU
30	b	39	PHE
30	b	43	MET
30	b	44	ARG
30	b	51	LYS
30	b	55	LYS
30	b	65	MET
31	c	18	LEU
31	c	27	TYR
31	c	31	TYR
31	c	37	MET
31	c	39	ARG
31	c	42	LYS
31	c	44	LYS
31	c	52	CYS
31	c	55	LEU
31	c	56	ARG
31	c	59	GLU
31	c	66	LEU
31	c	72	HIS
31	c	73	HIS
31	c	74	TYR
31	c	77	ASN
31	c	78	ASN
31	c	81	LEU

Continued on next page...

Continued from previous page...

Mol	Chain	Res	Type
31	c	88	TYR
32	d	18	ASN
32	d	19	GLU
32	d	23	ARG
32	d	26	THR
32	d	28	ASN
32	d	31	LYS
32	d	32	ARG
32	d	38	PHE
32	d	39	LYS
32	d	44	ARG
32	d	67	ARG
32	d	73	TRP
32	d	78	ARG
32	d	79	ASN
32	d	83	ARG
32	d	85	ARG
32	d	86	VAL
32	d	87	ARG
32	d	91	LYS
32	d	93	ASN
32	d	94	GLU
32	d	95	ASP
32	d	101	LYS
32	d	103	TYR
32	d	108	TYR
32	d	109	VAL
32	d	116	ASN
32	d	117	LEU
32	d	118	GLN
32	d	119	THR
32	d	121	ASN
32	d	123	ASP
33	e	11	LYS
33	e	16	ARG
33	e	21	ILE
33	e	26	ASP
33	e	36	ARG
33	e	42	ASP
33	e	43	ASN
33	e	46	ARG
33	e	49	PHE

Continued on next page...

Continued from previous page...

Mol	Chain	Res	Type
33	e	52	GLN
33	e	57	ASN
33	e	64	LYS
33	e	68	HIS
33	e	77	PHE
33	e	78	LEU
33	e	85	LEU
33	e	92	ASN
33	e	95	TYR
33	e	106	LYS
33	e	107	ASN
33	e	108	ARG
33	e	113	GLU
33	e	124	ASN
33	e	126	ASN
33	e	128	ARG
34	f	4	ARG
34	f	5	LEU
34	f	7	SER
34	f	14	TYR
34	f	16	ARG
34	f	19	ARG
34	f	22	ARG
34	f	24	HIS
34	f	36	ARG
34	f	49	TYR
34	f	51	TYR
34	f	52	LYS
34	f	71	TRP
34	f	101	ILE
34	f	109	ARG
35	g	3	GLN
35	g	4	ARG
35	g	5	LEU
35	g	12	SER
35	g	14	ASN
35	g	29	ARG
35	g	32	TYR
35	g	52	ARG
35	g	54	ARG
35	g	57	ARG
35	g	60	ARG

Continued on next page...

Continued from previous page...

Mol	Chain	Res	Type
35	g	66	ARG
35	g	75	SER
35	g	81	SER
35	g	88	ARG
35	g	93	ARG
35	g	95	PHE
35	g	114	GLN
35	g	115	LYS
36	h	8	ASP
36	h	10	ARG
36	h	15	GLU
36	h	23	ASP
36	h	28	LEU
36	h	48	ARG
36	h	51	ARG
36	h	67	GLU
36	h	68	ASN
36	h	72	PHE
36	h	73	TYR
36	h	89	ARG
36	h	93	ARG
36	h	97	LYS
36	h	100	GLU
36	h	119	PHE
36	h	122	LYS
37	i	3	LEU
37	i	4	ARG
37	i	12	ASN
37	i	20	ASN
37	i	27	SER
37	i	30	ARG
37	i	33	LEU
37	i	42	ASP
37	i	46	GLU
37	i	50	PHE
37	i	54	GLU
37	i	68	ARG
37	i	85	ARG
37	i	88	GLU
37	i	103	LYS
38	j	10	LYS
38	j	25	LYS

Continued on next page...

Continued from previous page...

Mol	Chain	Res	Type
38	j	27	TYR
38	j	39	TYR
38	j	45	ARG
38	j	47	TYR
38	j	48	ASN
38	j	55	ARG
38	j	56	ARG
38	j	57	ASN
38	j	71	TYR
38	j	79	ARG
38	j	80	GLU
39	k	14	THR
39	k	19	ASP
39	k	21	LYS
39	k	27	LYS
39	k	30	ASP
39	k	35	LYS
39	k	37	ARG
39	k	51	GLU
39	k	54	GLU
39	k	56	LEU
39	k	60	LEU
39	k	70	LYS
40	l	11	ARG
40	l	12	PHE
40	l	16	LYS
40	l	17	GLN
40	l	21	ARG
40	l	36	ARG
40	l	46	ARG
40	l	49	LEU
41	m	79	GLU
41	m	84	GLN
41	m	87	GLN
41	m	89	TYR
41	m	90	ASN
41	m	96	CYS
41	m	97	ARG
41	m	104	HIS
41	m	106	ARG
41	m	109	ASN
41	m	111	ARG

Continued on next page...

Continued from previous page...

Mol	Chain	Res	Type
41	m	119	ASN
42	n	8	LYS
42	n	9	ARG
42	n	18	ARG
42	n	20	MET
42	n	21	ARG
43	o	6	LYS
43	o	11	PHE
43	o	24	THR
43	o	26	TYR
43	o	33	LEU
43	o	36	GLN
43	o	42	ASP
43	o	45	GLN
43	o	48	TYR
43	o	57	ARG
43	o	58	LYS
43	o	59	LYS
43	o	61	LYS
43	o	64	LYS
43	o	69	ARG
43	o	76	ASN
43	o	78	ARG
43	o	79	SER
43	o	81	ARG
43	o	82	MET
43	o	99	ARG
43	o	102	GLN
44	p	3	LYS
44	p	4	ARG
44	p	16	THR
44	p	30	GLU
44	p	34	HIS
44	p	48	LYS
44	p	49	ARG
44	p	69	TRP
44	p	71	TYR
44	p	84	ARG
44	p	85	ARG
44	p	87	LYS
44	p	92	GLN
45	r	7	TRP

Continued on next page...

Continued from previous page...

Mol	Chain	Res	Type
45	r	11	ARG
45	r	13	CYS
45	r	15	SER
45	r	16	PHE
45	r	18	ILE
45	r	26	SER
45	r	28	GLU
45	r	30	ASN
45	r	33	LYS
45	r	35	ARG
45	r	39	ARG
45	r	46	HIS
45	r	64	ILE
45	r	66	ARG
45	r	67	ARG
45	r	71	ARG
45	r	83	ASN
45	r	102	TYR
45	r	106	LEU
45	r	107	ARG
45	r	112	ARG
45	r	115	SER

Sometimes sidechains can be flipped to improve hydrogen bonding and reduce clashes. All (176) such sidechains are listed below:

Mol	Chain	Res	Type
4	A	19	HIS
4	A	100	ASN
4	A	132	ASN
4	A	194	ASN
4	A	209	HIS
4	A	215	ASN
5	B	123	HIS
5	B	167	GLN
5	B	179	HIS
5	B	203	GLN
5	B	258	HIS
5	B	275	HIS
5	B	276	HIS
5	B	302	ASN
5	B	322	HIS
5	B	380	GLN

Continued on next page...

Continued from previous page...

Mol	Chain	Res	Type
6	C	50	GLN
6	C	85	HIS
6	C	94	ASN
6	C	112	HIS
6	C	142	HIS
6	C	178	ASN
6	C	198	ASN
6	C	203	GLN
6	C	223	ASN
6	C	286	ASN
6	C	338	ASN
6	C	343	GLN
7	D	45	ASN
7	D	94	ASN
7	D	111	ASN
7	D	122	GLN
7	D	131	ASN
7	D	157	ASN
7	D	191	ASN
7	D	195	HIS
7	D	198	HIS
7	D	202	GLN
7	D	244	HIS
7	D	250	ASN
7	D	282	GLN
8	E	124	HIS
8	E	153	HIS
8	E	178	ASN
8	E	186	HIS
8	E	224	GLN
8	E	246	GLN
9	F	58	HIS
9	F	82	ASN
9	F	153	ASN
9	F	165	ASN
9	F	174	ASN
9	F	194	HIS
9	F	237	ASN
9	F	250	ASN
10	G	29	ASN
10	G	64	GLN
10	G	81	ASN

Continued on next page...

Continued from previous page...

Mol	Chain	Res	Type
10	G	108	GLN
10	G	112	GLN
10	G	153	GLN
10	G	227	ASN
10	G	231	ASN
11	H	40	HIS
11	H	63	ASN
11	H	106	GLN
12	I	59	GLN
12	I	100	ASN
12	I	144	ASN
12	I	163	GLN
12	I	213	HIS
13	J	155	HIS
14	L	6	ASN
14	L	28	GLN
14	L	104	ASN
14	L	113	ASN
14	L	159	ASN
15	M	33	GLN
15	M	34	ASN
15	M	48	GLN
15	M	66	HIS
16	N	8	GLN
16	N	90	ASN
16	N	178	HIS
16	N	181	HIS
16	N	182	HIS
16	N	196	ASN
16	N	201	HIS
17	O	65	ASN
17	O	96	GLN
17	O	173	GLN
18	P	25	HIS
18	P	28	ASN
18	P	64	ASN
18	P	72	GLN
18	P	80	GLN
18	P	97	ASN
18	P	133	HIS
18	P	145	HIS
19	Q	7	HIS

Continued on next page...

Continued from previous page...

Mol	Chain	Res	Type
19	Q	40	ASN
19	Q	57	ASN
20	R	66	ASN
20	R	75	HIS
20	R	118	HIS
20	R	143	HIS
21	S	37	HIS
21	S	91	HIS
21	S	92	ASN
21	S	122	HIS
21	S	125	GLN
21	S	163	HIS
22	T	58	HIS
22	T	70	HIS
22	T	139	HIS
23	U	55	ASN
24	V	36	ASN
25	W	17	HIS
25	W	59	HIS
26	X	93	ASN
26	X	111	GLN
27	Y	24	HIS
27	Y	56	GLN
27	Y	72	GLN
27	Y	86	GLN
27	Y	100	HIS
27	Y	127	GLN
28	Z	79	HIS
29	a	41	HIS
29	a	66	ASN
29	a	67	GLN
30	b	6	ASN
30	b	7	HIS
30	b	12	GLN
30	b	19	ASN
30	b	27	GLN
30	b	42	ASN
31	c	19	GLN
31	c	40	GLN
31	c	73	HIS
31	c	77	ASN
32	d	30	HIS

Continued on next page...

Continued from previous page...

Mol	Chain	Res	Type
32	d	93	ASN
32	d	100	ASN
33	e	24	GLN
33	e	43	ASN
33	e	126	ASN
34	f	21	GLN
34	f	24	HIS
34	f	55	ASN
34	f	80	ASN
35	g	18	ASN
35	g	110	GLN
35	g	112	GLN
36	h	68	ASN
36	h	98	HIS
38	j	16	HIS
38	j	48	ASN
40	l	19	GLN
41	m	84	GLN
41	m	87	GLN
41	m	109	ASN
43	o	21	HIS
43	o	25	GLN
43	o	45	GLN
43	o	76	ASN
43	o	90	HIS
44	p	92	GLN
45	r	6	GLN
45	r	12	ASN
45	r	21	ASN
45	r	31	ASN
45	r	36	ASN
45	r	41	ASN
45	r	70	GLN
45	r	83	ASN

5.3.3 RNA [i](#)

Mol	Chain	Analysed	Backbone Outliers	Pucker Outliers
1	5	3647/3664 (99%)	1612 (44%)	629 (17%)
2	7	119/120 (99%)	31 (26%)	9 (7%)
3	8	155/156 (99%)	61 (39%)	22 (14%)

Continued on next page...

Continued from previous page...

Mol	Chain	Analysed	Backbone Outliers	Pucker Outliers
All	All	3921/3940 (99%)	1704 (43%)	660 (16%)

All (1704) RNA backbone outliers are listed below:

Mol	Chain	Res	Type
1	5	2	G
1	5	5	A
1	5	6	C
1	5	8	U
1	5	12	A
1	5	13	U
1	5	20	U
1	5	21	G
1	5	25	A
1	5	33	A
1	5	34	A
1	5	39	A
1	5	40	G
1	5	42	A
1	5	43	U
1	5	47	A
1	5	48	G
1	5	49	U
1	5	50	C
1	5	51	A
1	5	54	G
1	5	56	A
1	5	58	G
1	5	59	A
1	5	64	A
1	5	65	A
1	5	66	A
1	5	69	A
1	5	70	A
1	5	71	C
1	5	72	C
1	5	74	G
1	5	80	C
1	5	81	C
1	5	84	A
1	5	85	G
1	5	88	A

Continued on next page...

Continued from previous page...

Mol	Chain	Res	Type
1	5	89	C
1	5	91	G
1	5	92	C
1	5	93	G
1	5	94	A
1	5	95	G
1	5	96	U
1	5	98	A
1	5	99	A
1	5	101	A
1	5	107	G
1	5	108	A
1	5	109	G
1	5	110	C
1	5	111	C
1	5	112	C
1	5	115	C
1	5	118	C
1	5	119	G
1	5	120	A
1	5	121	A
1	5	126	C
1	5	128	C
1	5	129	C
1	5	130	C
1	5	131	C
1	5	132	G
1	5	134	G
1	5	135	G
1	5	136	C
1	5	137	G
1	5	138	G
1	5	139	G
1	5	143	C
1	5	144	G
1	5	145	G
1	5	150	U
1	5	152	U
1	5	157	U
1	5	158	A
1	5	159	C
1	5	164	G

Continued on next page...

Continued from previous page...

Mol	Chain	Res	Type
1	5	170	C
1	5	171	U
1	5	172	C
1	5	173	C
1	5	178	C
1	5	182	G
1	5	183	C
1	5	184	U
1	5	185	C
1	5	186	G
1	5	187	U
1	5	188	G
1	5	189	G
1	5	195	C
1	5	196	C
1	5	197	A
1	5	198	A
1	5	200	U
1	5	201	C
1	5	202	C
1	5	203	U
1	5	205	C
1	5	206	U
1	5	210	C
1	5	211	G
1	5	216	C
1	5	217	C
1	5	218	A
1	5	219	G
1	5	220	C
1	5	221	C
1	5	224	U
1	5	225	G
1	5	226	G
1	5	227	A
1	5	232	G
1	5	233	U
1	5	234	G
1	5	235	A
1	5	236	G
1	5	238	C
1	5	239	C

Continued on next page...

Continued from previous page...

Mol	Chain	Res	Type
1	5	245	C
1	5	246	G
1	5	255	C
1	5	257	C
1	5	262	G
1	5	264	C
1	5	265	C
1	5	266	C
1	5	267	G
1	5	270	U
1	5	274	C
1	5	275	C
1	5	276	C
1	5	277	G
1	5	278	G
1	5	280	G
1	5	281	U
1	5	288	G
1	5	292	G
1	5	293	G
1	5	294	G
1	5	296	A
1	5	297	U
1	5	300	A
1	5	305	A
1	5	306	A
1	5	309	C
1	5	310	G
1	5	315	G
1	5	316	U
1	5	317	A
1	5	319	A
1	5	322	C
1	5	323	C
1	5	324	A
1	5	325	U
1	5	330	G
1	5	334	A
1	5	337	U
1	5	338	A
1	5	339	C
1	5	340	C

Continued on next page...

Continued from previous page...

Mol	Chain	Res	Type
1	5	342	G
1	5	343	C
1	5	345	C
1	5	347	A
1	5	349	A
1	5	350	C
1	5	352	G
1	5	353	A
1	5	354	U
1	5	355	A
1	5	357	U
1	5	358	C
1	5	360	A
1	5	361	C
1	5	362	A
1	5	363	A
1	5	370	U
1	5	381	U
1	5	383	A
1	5	384	A
1	5	385	A
1	5	386	A
1	5	387	G
1	5	388	A
1	5	390	C
1	5	395	A
1	5	399	G
1	5	406	C
1	5	407	A
1	5	408	A
1	5	409	G
1	5	410	A
1	5	412	G
1	5	413	G
1	5	414	C
1	5	415	G
1	5	417	G
1	5	418	A
1	5	431	G
1	5	432	U
1	5	433	A
1	5	434	A

Continued on next page...

Continued from previous page...

Mol	Chain	Res	Type
1	5	440	U
1	5	444	G
1	5	445	U
1	5	449	C
1	5	450	G
1	5	451	C
1	5	452	A
1	5	453	G
1	5	454	U
1	5	455	C
1	5	456	C
1	5	458	C
1	5	466	A
1	5	467	U
1	5	468	U
1	5	469	C
1	5	470	A
1	5	471	A
1	5	473	C
1	5	484	U
1	5	485	C
1	5	486	C
1	5	487	G
1	5	491	G
1	5	496	G
1	5	498	C
1	5	500	G
1	5	502	C
1	5	503	C
1	5	504	G
1	5	506	C
1	5	509	A
1	5	510	U
1	5	511	C
1	5	513	U
1	5	514	U
1	5	515	C
1	5	516	C
1	5	519	C
1	5	647	G
1	5	648	G
1	5	649	A

Continued on next page...

Continued from previous page...

Mol	Chain	Res	Type
1	5	650	C
1	5	653	U
1	5	654	C
1	5	656	C
1	5	658	C
1	5	664	G
1	5	665	C
1	5	666	G
1	5	667	A
1	5	668	C
1	5	669	C
1	5	671	G
1	5	672	C
1	5	681	G
1	5	682	G
1	5	683	C
1	5	684	G
1	5	685	C
1	5	686	A
1	5	687	U
1	5	689	U
1	5	690	C
1	5	692	A
1	5	694	C
1	5	695	G
1	5	696	C
1	5	697	G
1	5	702	U
1	5	703	G
1	5	704	C
1	5	705	G
1	5	707	C
1	5	716	C
1	5	717	U
1	5	718	C
1	5	721	G
1	5	724	C
1	5	727	C
1	5	728	U
1	5	729	G
1	5	730	G
1	5	731	G

Continued on next page...

Continued from previous page...

Mol	Chain	Res	Type
1	5	732	A
1	5	737	C
1	5	739	G
1	5	742	G
1	5	743	G
1	5	745	G
1	5	746	A
1	5	747	A
1	5	748	G
1	5	749	G
1	5	912	G
1	5	915	A
1	5	917	A
1	5	918	G
1	5	926	G
1	5	927	G
1	5	928	C
1	5	929	A
1	5	930	G
1	5	931	C
1	5	932	A
1	5	933	G
1	5	934	C
1	5	935	A
1	5	936	C
1	5	937	U
1	5	938	C
1	5	939	G
1	5	940	C
1	5	944	A
1	5	945	U
1	5	946	C
1	5	950	G
1	5	952	G
1	5	955	G
1	5	956	A
1	5	957	G
1	5	958	G
1	5	959	G
1	5	960	A
1	5	961	G
1	5	962	C

Continued on next page...

Continued from previous page...

Mol	Chain	Res	Type
1	5	963	G
1	5	964	A
1	5	965	G
1	5	966	A
1	5	967	C
1	5	968	C
1	5	969	C
1	5	971	U
1	5	972	C
1	5	973	G
1	5	974	C
1	5	975	C
1	5	976	G
1	5	977	C
1	5	978	G
1	5	979	C
1	5	980	U
1	5	982	U
1	5	983	C
1	5	985	C
1	5	990	C
1	5	1051	G
1	5	1072	C
1	5	1075	G
1	5	1076	C
1	5	1077	C
1	5	1078	A
1	5	1082	C
1	5	1083	U
1	5	1084	C
1	5	1086	C
1	5	1168	G
1	5	1177	U
1	5	1181	C
1	5	1193	C
1	5	1210	C
1	5	1211	G
1	5	1212	G
1	5	1214	C
1	5	1215	C
1	5	1218	G
1	5	1219	G

Continued on next page...

Continued from previous page...

Mol	Chain	Res	Type
1	5	1221	G
1	5	1222	A
1	5	1233	G
1	5	1235	G
1	5	1236	C
1	5	1237	C
1	5	1238	A
1	5	1239	C
1	5	1240	G
1	5	1242	G
1	5	1243	C
1	5	1244	G
1	5	1245	C
1	5	1255	A
1	5	1264	C
1	5	1265	G
1	5	1266	G
1	5	1267	C
1	5	1268	G
1	5	1269	G
1	5	1270	A
1	5	1271	G
1	5	1272	C
1	5	1273	G
1	5	1274	A
1	5	1275	G
1	5	1277	G
1	5	1279	A
1	5	1280	C
1	5	1282	G
1	5	1283	G
1	5	1284	G
1	5	1285	U
1	5	1288	G
1	5	1289	C
1	5	1290	G
1	5	1291	G
1	5	1292	C
1	5	1293	G
1	5	1294	A
1	5	1295	C
1	5	1296	G

Continued on next page...

Continued from previous page...

Mol	Chain	Res	Type
1	5	1297	U
1	5	1298	C
1	5	1300	G
1	5	1301	C
1	5	1304	C
1	5	1313	C
1	5	1314	C
1	5	1319	U
1	5	1325	C
1	5	1326	A
1	5	1330	A
1	5	1333	A
1	5	1337	A
1	5	1338	G
1	5	1344	C
1	5	1354	A
1	5	1357	C
1	5	1358	G
1	5	1359	G
1	5	1360	G
1	5	1362	G
1	5	1364	U
1	5	1365	C
1	5	1366	G
1	5	1367	C
1	5	1368	A
1	5	1369	C
1	5	1370	G
1	5	1371	A
1	5	1372	A
1	5	1377	G
1	5	1378	C
1	5	1379	C
1	5	1380	G
1	5	1381	U
1	5	1382	G
1	5	1387	A
1	5	1390	G
1	5	1394	G
1	5	1397	A
1	5	1398	A
1	5	1399	G

Continued on next page...

Continued from previous page...

Mol	Chain	Res	Type
1	5	1402	C
1	5	1407	C
1	5	1408	G
1	5	1410	U
1	5	1411	C
1	5	1420	A
1	5	1421	G
1	5	1426	G
1	5	1427	A
1	5	1428	U
1	5	1429	C
1	5	1435	G
1	5	1436	C
1	5	1439	C
1	5	1440	U
1	5	1441	C
1	5	1444	G
1	5	1445	U
1	5	1446	C
1	5	1448	G
1	5	1455	G
1	5	1456	C
1	5	1457	G
1	5	1458	C
1	5	1465	G
1	5	1466	G
1	5	1474	C
1	5	1475	G
1	5	1478	C
1	5	1479	G
1	5	1480	C
1	5	1481	C
1	5	1482	G
1	5	1483	C
1	5	1484	G
1	5	1485	C
1	5	1487	G
1	5	1488	G
1	5	1489	G
1	5	1490	G
1	5	1493	G
1	5	1497	A

Continued on next page...

Continued from previous page...

Mol	Chain	Res	Type
1	5	1498	G
1	5	1499	C
1	5	1500	A
1	5	1501	C
1	5	1503	A
1	5	1504	G
1	5	1514	U
1	5	1516	G
1	5	1518	A
1	5	1519	C
1	5	1520	C
1	5	1522	G
1	5	1523	A
1	5	1525	A
1	5	1530	G
1	5	1534	A
1	5	1535	C
1	5	1542	U
1	5	1543	G
1	5	1547	A
1	5	1563	A
1	5	1564	A
1	5	1566	C
1	5	1568	C
1	5	1571	G
1	5	1572	U
1	5	1578	U
1	5	1583	A
1	5	1590	C
1	5	1591	U
1	5	1596	U
1	5	1597	G
1	5	1604	G
1	5	1611	C
1	5	1612	G
1	5	1613	A
1	5	1614	C
1	5	1624	G
1	5	1625	G
1	5	1631	A
1	5	1633	G
1	5	1634	A

Continued on next page...

Continued from previous page...

Mol	Chain	Res	Type
1	5	1636	U
1	5	1637	A
1	5	1638	A
1	5	1639	U
1	5	1640	C
1	5	1641	G
1	5	1642	A
1	5	1643	A
1	5	1650	A
1	5	1654	G
1	5	1656	U
1	5	1661	C
1	5	1662	C
1	5	1670	G
1	5	1671	U
1	5	1673	U
1	5	1674	C
1	5	1676	C
1	5	1678	C
1	5	1679	A
1	5	1680	G
1	5	1681	G
1	5	1684	A
1	5	1685	G
1	5	1687	U
1	5	1691	G
1	5	1692	C
1	5	1694	C
1	5	1696	C
1	5	1697	G
1	5	1698	C
1	5	1699	A
1	5	1719	A
1	5	1720	C
1	5	1721	G
1	5	1722	C
1	5	1723	A
1	5	1724	G
1	5	1725	U
1	5	1727	U
1	5	1730	U
1	5	1733	G

Continued on next page...

Continued from previous page...

Mol	Chain	Res	Type
1	5	1734	G
1	5	1735	U
1	5	1736	A
1	5	1741	G
1	5	1742	A
1	5	1746	A
1	5	1750	G
1	5	1751	A
1	5	1753	G
1	5	1754	U
1	5	1755	C
1	5	1756	U
1	5	1757	U
1	5	1758	G
1	5	1759	G
1	5	1760	G
1	5	1761	G
1	5	1762	C
1	5	1764	G
1	5	1765	A
1	5	1766	A
1	5	1767	A
1	5	1768	C
1	5	1769	G
1	5	1770	A
1	5	1772	C
1	5	1776	A
1	5	1777	C
1	5	1779	U
1	5	1781	U
1	5	1787	A
1	5	1788	A
1	5	1790	U
1	5	1791	U
1	5	1799	G
1	5	1800	U
1	5	1803	G
1	5	1804	A
1	5	1805	A
1	5	1817	U
1	5	1818	G
1	5	1819	G

Continued on next page...

Continued from previous page...

Mol	Chain	Res	Type
1	5	1820	C
1	5	1822	U
1	5	1825	A
1	5	1827	C
1	5	1830	G
1	5	1832	C
1	5	1833	G
1	5	1834	U
1	5	1835	G
1	5	1836	G
1	5	1840	G
1	5	1843	A
1	5	1847	C
1	5	1848	C
1	5	1849	U
1	5	1850	A
1	5	1851	G
1	5	1855	G
1	5	1864	G
1	5	1866	U
1	5	1867	A
1	5	1869	G
1	5	1878	G
1	5	1881	C
1	5	1882	U
1	5	1886	G
1	5	1890	G
1	5	1891	A
1	5	1897	A
1	5	1899	G
1	5	1900	C
1	5	1903	G
1	5	1907	A
1	5	1910	G
1	5	1912	G
1	5	1913	C
1	5	1916	G
1	5	1917	A
1	5	1918	U
1	5	1919	G
1	5	1920	C
1	5	1921	C

Continued on next page...

Continued from previous page...

Mol	Chain	Res	Type
1	5	1922	G
1	5	1923	A
1	5	1925	G
1	5	1929	A
1	5	1930	U
1	5	1931	C
1	5	1932	A
1	5	1935	C
1	5	1936	C
1	5	1938	C
1	5	1940	G
1	5	1941	A
1	5	1947	U
1	5	1948	G
1	5	1951	G
1	5	1952	G
1	5	1956	A
1	5	1959	U
1	5	1961	G
1	5	1962	A
1	5	1964	A
1	5	1965	G
1	5	1966	C
1	5	1971	C
1	5	1974	U
1	5	1975	G
1	5	1976	G
1	5	1977	C
1	5	1979	A
1	5	1980	U
1	5	1981	G
1	5	1983	A
1	5	1984	A
1	5	1985	G
1	5	1986	U
1	5	1987	C
1	5	1988	G
1	5	1992	U
1	5	1993	C
1	5	1997	U
1	5	1998	A
1	5	1999	A

Continued on next page...

Continued from previous page...

Mol	Chain	Res	Type
1	5	2001	G
1	5	2002	A
1	5	2003	G
1	5	2004	U
1	5	2005	G
1	5	2007	G
1	5	2008	U
1	5	2009	A
1	5	2010	A
1	5	2015	U
1	5	2018	C
1	5	2019	C
1	5	2020	U
1	5	2023	C
1	5	2024	G
1	5	2025	A
1	5	2026	A
1	5	2033	A
1	5	2034	G
1	5	2040	A
1	5	2044	U
1	5	2045	G
1	5	2046	G
1	5	2047	A
1	5	2048	U
1	5	2052	G
1	5	2055	G
1	5	2056	G
1	5	2057	A
1	5	2059	C
1	5	2060	G
1	5	2062	C
1	5	2063	G
1	5	2064	G
1	5	2069	A
1	5	2070	U
1	5	2075	G
1	5	2077	C
1	5	2083	C
1	5	2084	C
1	5	2085	G
1	5	2088	A

Continued on next page...

Continued from previous page...

Mol	Chain	Res	Type
1	5	2089	G
1	5	2090	U
1	5	2091	C
1	5	2092	G
1	5	2093	A
1	5	2094	G
1	5	2095	A
1	5	2096	G
1	5	2097	U
1	5	2100	A
1	5	2105	A
1	5	2107	C
1	5	2108	G
1	5	2109	G
1	5	2110	C
1	5	2111	G
1	5	2112	G
1	5	2113	G
1	5	2114	G
1	5	2115	G
1	5	2116	C
1	5	2117	G
1	5	2118	G
1	5	2119	C
1	5	2120	G
1	5	2121	C
1	5	2122	G
1	5	2123	C
1	5	2124	G
1	5	2125	C
1	5	2126	G
1	5	2127	C
1	5	2247	C
1	5	2248	C
1	5	2250	C
1	5	2251	G
1	5	2252	G
1	5	2253	A
1	5	2254	G
1	5	2255	C
1	5	2256	C
1	5	2257	C

Continued on next page...

Continued from previous page...

Mol	Chain	Res	Type
1	5	2258	C
1	5	2259	G
1	5	2260	C
1	5	2261	G
1	5	2262	G
1	5	2263	A
1	5	2264	C
1	5	2265	G
1	5	2266	C
1	5	2267	U
1	5	2268	A
1	5	2269	C
1	5	2270	G
1	5	2273	G
1	5	2275	G
1	5	2277	C
1	5	2279	A
1	5	2282	A
1	5	2283	G
1	5	2288	G
1	5	2289	C
1	5	2299	G
1	5	2300	A
1	5	2301	G
1	5	2305	U
1	5	2309	G
1	5	2312	U
1	5	2313	A
1	5	2314	G
1	5	2316	G
1	5	2319	C
1	5	2321	G
1	5	2322	G
1	5	2324	C
1	5	2325	C
1	5	2328	G
1	5	2329	U
1	5	2330	G
1	5	2331	G
1	5	2332	A
1	5	2333	G
1	5	2334	C

Continued on next page...

Continued from previous page...

Mol	Chain	Res	Type
1	5	2337	C
1	5	2339	G
1	5	2342	G
1	5	2343	G
1	5	2347	A
1	5	2348	G
1	5	2349	A
1	5	2350	U
1	5	2351	C
1	5	2357	G
1	5	2360	A
1	5	2361	G
1	5	2362	U
1	5	2366	A
1	5	2367	A
1	5	2368	A
1	5	2369	U
1	5	2370	A
1	5	2372	U
1	5	2378	G
1	5	2382	A
1	5	2384	U
1	5	2389	A
1	5	2390	G
1	5	2391	G
1	5	2395	A
1	5	2396	A
1	5	2397	G
1	5	2398	U
1	5	2399	G
1	5	2407	G
1	5	2409	U
1	5	2417	A
1	5	2422	C
1	5	2425	U
1	5	2426	U
1	5	2428	A
1	5	2429	A
1	5	2432	U
1	5	2433	G
1	5	2434	G
1	5	2437	C

Continued on next page...

Continued from previous page...

Mol	Chain	Res	Type
1	5	2438	A
1	5	2439	G
1	5	2440	U
1	5	2441	C
1	5	2443	G
1	5	2447	U
1	5	2448	G
1	5	2450	G
1	5	2454	U
1	5	2464	C
1	5	2465	C
1	5	2468	U
1	5	2469	C
1	5	2470	C
1	5	2471	G
1	5	2472	A
1	5	2474	G
1	5	2475	G
1	5	2476	G
1	5	2487	G
1	5	2488	C
1	5	2489	C
1	5	2490	U
1	5	2491	C
1	5	2502	G
1	5	2503	G
1	5	2504	C
1	5	2505	C
1	5	2506	G
1	5	2507	A
1	5	2508	U
1	5	2509	C
1	5	2510	G
1	5	2511	A
1	5	2512	A
1	5	2513	A
1	5	2514	G
1	5	2526	C
1	5	2527	A
1	5	2529	A
1	5	2530	U
1	5	2532	C

Continued on next page...

Continued from previous page...

Mol	Chain	Res	Type
1	5	2537	A
1	5	2544	G
1	5	2545	U
1	5	2546	G
1	5	2547	G
1	5	2549	G
1	5	2551	A
1	5	2552	G
1	5	2553	A
1	5	2554	U
1	5	2555	G
1	5	2560	C
1	5	2566	G
1	5	2571	C
1	5	2572	C
1	5	2577	C
1	5	2581	A
1	5	2583	C
1	5	2586	G
1	5	2587	A
1	5	2588	C
1	5	2589	C
1	5	2600	A
1	5	2601	A
1	5	2602	G
1	5	2615	C
1	5	2616	C
1	5	2620	G
1	5	2623	A
1	5	2627	C
1	5	2630	U
1	5	2631	U
1	5	2638	G
1	5	2639	U
1	5	2640	G
1	5	2643	G
1	5	2645	G
1	5	2648	G
1	5	2649	G
1	5	2653	C
1	5	2658	G
1	5	2659	A

Continued on next page...

Continued from previous page...

Mol	Chain	Res	Type
1	5	2660	A
1	5	2661	U
1	5	2662	G
1	5	2664	G
1	5	2666	U
1	5	2667	C
1	5	2670	C
1	5	2673	G
1	5	2674	A
1	5	2675	G
1	5	2678	A
1	5	2684	C
1	5	2687	U
1	5	2688	G
1	5	2689	C
1	5	2692	U
1	5	2694	G
1	5	2696	A
1	5	2704	C
1	5	2710	C
1	5	2711	G
1	5	2712	G
1	5	2713	C
1	5	2714	G
1	5	2716	C
1	5	2722	G
1	5	2725	A
1	5	2726	G
1	5	2735	G
1	5	2737	C
1	5	2740	U
1	5	2743	A
1	5	2744	A
1	5	2745	A
1	5	2747	U
1	5	2751	G
1	5	2752	G
1	5	2754	G
1	5	2756	G
1	5	2760	G
1	5	2762	G
1	5	2764	A

Continued on next page...

Continued from previous page...

Mol	Chain	Res	Type
1	5	2765	A
1	5	2766	A
1	5	2767	U
1	5	2768	C
1	5	2769	U
1	5	2770	C
1	5	2783	A
1	5	2786	C
1	5	2787	A
1	5	2788	U
1	5	2790	U
1	5	2794	C
1	5	2796	G
1	5	2797	C
1	5	2798	A
1	5	2799	G
1	5	2806	A
1	5	2807	A
1	5	2808	G
1	5	2812	A
1	5	2813	A
1	5	2814	C
1	5	2815	A
1	5	2818	C
1	5	2820	C
1	5	2821	U
1	5	2824	C
1	5	2826	U
1	5	2827	G
1	5	2828	U
1	5	2829	U
1	5	2832	A
1	5	2833	A
1	5	2834	C
1	5	2835	A
1	5	2838	G
1	5	2841	G
1	5	2842	G
1	5	2848	G
1	5	2849	A
1	5	2850	A
1	5	2852	U

Continued on next page...

Continued from previous page...

Mol	Chain	Res	Type
1	5	2854	G
1	5	2855	G
1	5	2858	A
1	5	2859	G
1	5	2860	C
1	5	2866	C
1	5	2867	C
1	5	2873	U
1	5	2874	U
1	5	2875	C
1	5	2876	G
1	5	2879	A
1	5	2880	U
1	5	2888	G
1	5	2892	C
1	5	2897	G
1	5	2898	G
1	5	2900	U
1	5	2904	U
1	5	2905	C
1	5	2910	G
1	5	3591	C
1	5	3592	G
1	5	3594	C
1	5	3595	U
1	5	3596	A
1	5	3597	G
1	5	3605	C
1	5	3606	U
1	5	3615	G
1	5	3616	U
1	5	3617	G
1	5	3620	G
1	5	3621	A
1	5	3623	C
1	5	3625	G
1	5	3626	G
1	5	3627	G
1	5	3635	A
1	5	3636	C
1	5	3643	A
1	5	3644	U

Continued on next page...

Continued from previous page...

Mol	Chain	Res	Type
1	5	3649	A
1	5	3650	C
1	5	3658	C
1	5	3660	C
1	5	3662	A
1	5	3663	A
1	5	3664	G
1	5	3667	C
1	5	3668	C
1	5	3670	C
1	5	3671	G
1	5	3672	G
1	5	3673	C
1	5	3674	G
1	5	3675	G
1	5	3677	U
1	5	3678	G
1	5	3679	U
1	5	3680	U
1	5	3681	G
1	5	3682	A
1	5	3688	U
1	5	3692	A
1	5	3698	G
1	5	3699	C
1	5	3709	U
1	5	3710	G
1	5	3711	A
1	5	3712	A
1	5	3713	U
1	5	3715	U
1	5	3716	C
1	5	3717	A
1	5	3718	A
1	5	3727	A
1	5	3728	A
1	5	3729	U
1	5	3733	A
1	5	3735	G
1	5	3736	A
1	5	3737	A
1	5	3738	G

Continued on next page...

Continued from previous page...

Mol	Chain	Res	Type
1	5	3739	C
1	5	3743	G
1	5	3744	G
1	5	3745	U
1	5	3748	A
1	5	3756	A
1	5	3759	A
1	5	3760	A
1	5	3770	U
1	5	3772	U
1	5	3773	U
1	5	3774	A
1	5	3775	A
1	5	3776	G
1	5	3777	G
1	5	3784	A
1	5	3785	A
1	5	3786	U
1	5	3791	C
1	5	3799	A
1	5	3800	A
1	5	3802	U
1	5	3803	A
1	5	3807	A
1	5	3809	G
1	5	3810	C
1	5	3811	G
1	5	3813	A
1	5	3814	U
1	5	3817	A
1	5	3819	G
1	5	3822	U
1	5	3831	U
1	5	3838	U
1	5	3839	G
1	5	3840	U
1	5	3843	C
1	5	3849	A
1	5	3851	U
1	5	3859	G
1	5	3861	A
1	5	3865	A

Continued on next page...

Continued from previous page...

Mol	Chain	Res	Type
1	5	3867	A
1	5	3876	A
1	5	3877	A
1	5	3878	C
1	5	3879	G
1	5	3880	G
1	5	3881	G
1	5	3882	C
1	5	3887	C
1	5	3889	G
1	5	3895	G
1	5	3897	G
1	5	3898	G
1	5	3899	G
1	5	3900	G
1	5	3901	A
1	5	3902	A
1	5	3905	A
1	5	3906	A
1	5	3907	G
1	5	3908	A
1	5	3912	U
1	5	3913	G
1	5	3914	U
1	5	3915	U
1	5	3916	G
1	5	3917	A
1	5	3923	A
1	5	3925	U
1	5	3926	C
1	5	3938	G
1	5	3939	G
1	5	3943	A
1	5	4069	U
1	5	4070	U
1	5	4073	A
1	5	4075	U
1	5	4076	G
1	5	4083	U
1	5	4084	G
1	5	4085	A
1	5	4086	G

Continued on next page...

Continued from previous page...

Mol	Chain	Res	Type
1	5	4087	G
1	5	4088	C
1	5	4089	G
1	5	4091	G
1	5	4092	G
1	5	4093	G
1	5	4094	G
1	5	4095	G
1	5	4097	G
1	5	4104	G
1	5	4105	A
1	5	4107	G
1	5	4114	C
1	5	4115	G
1	5	4116	C
1	5	4117	U
1	5	4118	U
1	5	4119	C
1	5	4120	U
1	5	4121	G
1	5	4122	G
1	5	4125	C
1	5	4126	C
1	5	4127	A
1	5	4129	G
1	5	4132	C
1	5	4140	C
1	5	4143	G
1	5	4145	C
1	5	4158	C
1	5	4162	C
1	5	4164	C
1	5	4166	G
1	5	4168	G
1	5	4169	G
1	5	4171	C
1	5	4172	A
1	5	4173	G
1	5	4180	G
1	5	4183	G
1	5	4184	G
1	5	4191	G

Continued on next page...

Continued from previous page...

Mol	Chain	Res	Type
1	5	4195	G
1	5	4196	G
1	5	4197	G
1	5	4199	C
1	5	4203	A
1	5	4205	A
1	5	4206	C
1	5	4208	U
1	5	4212	A
1	5	4213	A
1	5	4214	A
1	5	4215	C
1	5	4216	G
1	5	4217	G
1	5	4218	U
1	5	4219	A
1	5	4220	A
1	5	4221	C
1	5	4222	G
1	5	4225	G
1	5	4226	G
1	5	4228	G
1	5	4229	U
1	5	4232	U
1	5	4233	A
1	5	4234	A
1	5	4235	G
1	5	4236	G
1	5	4239	A
1	5	4241	C
1	5	4249	G
1	5	4251	A
1	5	4252	C
1	5	4254	G
1	5	4255	A
1	5	4257	A
1	5	4258	C
1	5	4265	U
1	5	4267	G
1	5	4268	A
1	5	4271	A
1	5	4274	A

Continued on next page...

Continued from previous page...

Mol	Chain	Res	Type
1	5	4276	G
1	5	4279	A
1	5	4280	A
1	5	4281	A
1	5	4282	A
1	5	4283	G
1	5	4286	C
1	5	4287	G
1	5	4288	C
1	5	4290	U
1	5	4291	G
1	5	4296	U
1	5	4297	G
1	5	4305	G
1	5	4306	U
1	5	4311	A
1	5	4314	C
1	5	4316	G
1	5	4318	C
1	5	4323	A
1	5	4329	G
1	5	4330	G
1	5	4332	C
1	5	4335	C
1	5	4336	A
1	5	4337	C
1	5	4339	A
1	5	4344	U
1	5	4348	A
1	5	4349	C
1	5	4350	C
1	5	4352	U
1	5	4353	U
1	5	4354	U
1	5	4356	G
1	5	4364	G
1	5	4368	G
1	5	4369	A
1	5	4373	G
1	5	4374	U
1	5	4375	C
1	5	4376	A

Continued on next page...

Continued from previous page...

Mol	Chain	Res	Type
1	5	4377	G
1	5	4378	A
1	5	4379	A
1	5	4385	A
1	5	4386	C
1	5	4387	C
1	5	4388	A
1	5	4391	G
1	5	4393	G
1	5	4394	A
1	5	4395	U
1	5	4396	A
1	5	4401	G
1	5	4419	U
1	5	4422	A
1	5	4425	G
1	5	4426	C
1	5	4434	C
1	5	4436	U
1	5	4437	U
1	5	4438	U
1	5	4439	U
1	5	4440	G
1	5	4441	A
1	5	4443	C
1	5	4444	C
1	5	4448	G
1	5	4449	A
1	5	4450	U
1	5	4451	G
1	5	4452	U
1	5	4454	G
1	5	4459	U
1	5	4463	U
1	5	4464	A
1	5	4465	U
1	5	4466	C
1	5	4467	A
1	5	4469	U
1	5	4471	U
1	5	4472	G
1	5	4473	A

Continued on next page...

Continued from previous page...

Mol	Chain	Res	Type
1	5	4475	G
1	5	4476	C
1	5	4484	A
1	5	4488	A
1	5	4489	G
1	5	4491	G
1	5	4498	U
1	5	4500	U
1	5	4503	A
1	5	4510	A
1	5	4511	A
1	5	4512	U
1	5	4513	A
1	5	4518	A
1	5	4519	C
1	5	4520	G
1	5	4522	G
1	5	4523	A
1	5	4524	G
1	5	4528	G
1	5	4529	G
1	5	4530	U
1	5	4531	U
1	5	4532	U
1	5	4534	G
1	5	4536	C
1	5	4537	C
1	5	4543	G
1	5	4544	A
1	5	4546	A
1	5	4548	A
1	5	4549	G
1	5	4550	G
1	5	4552	U
1	5	4557	U
1	5	4560	C
1	5	4569	U
1	5	4570	G
1	5	4572	U
1	5	4574	U
1	5	4575	G
1	5	4581	G

Continued on next page...

Continued from previous page...

Mol	Chain	Res	Type
1	5	4583	C
1	5	4584	A
1	5	4585	U
1	5	4586	G
1	5	4589	A
1	5	4590	A
1	5	4592	C
1	5	4599	A
1	5	4600	G
1	5	4601	U
1	5	4603	C
1	5	4605	A
1	5	4606	G
1	5	4608	G
1	5	4617	G
1	5	4623	G
1	5	4624	A
1	5	4636	U
1	5	4637	G
1	5	4641	U
1	5	4646	U
1	5	4647	G
1	5	4648	A
1	5	4652	G
1	5	4656	A
1	5	4657	U
1	5	4661	G
1	5	4664	A
1	5	4669	A
1	5	4670	C
1	5	4671	C
1	5	4672	A
1	5	4676	G
1	5	4677	U
1	5	4678	G
1	5	4679	G
1	5	4687	A
1	5	4693	C
1	5	4694	G
1	5	4695	C
1	5	4700	A
1	5	4701	A

Continued on next page...

Continued from previous page...

Mol	Chain	Res	Type
1	5	4709	U
1	5	4714	C
1	5	4715	C
1	5	4717	A
1	5	4718	G
1	5	4719	G
1	5	4720	C
1	5	4721	G
1	5	4722	G
1	5	4729	A
1	5	4730	C
1	5	4731	G
1	5	4732	G
1	5	4733	C
1	5	4734	A
1	5	4735	G
1	5	4737	G
1	5	4738	C
1	5	4741	C
1	5	4743	G
1	5	4745	G
1	5	4746	C
1	5	4748	U
1	5	4749	C
1	5	4750	G
1	5	4751	G
1	5	4753	U
1	5	4756	C
1	5	4757	C
1	5	4758	U
1	5	4760	G
1	5	4763	U
1	5	4764	A
1	5	4770	U
1	5	4771	C
1	5	4774	C
1	5	4860	G
1	5	4865	C
1	5	4869	U
1	5	4871	C
1	5	4872	G
1	5	4873	G

Continued on next page...

Continued from previous page...

Mol	Chain	Res	Type
1	5	4874	A
1	5	4875	G
1	5	4876	U
1	5	4877	G
1	5	4878	C
1	5	4881	U
1	5	4882	U
1	5	4883	C
1	5	4884	G
1	5	4885	U
1	5	4886	C
1	5	4888	U
1	5	4889	G
1	5	4890	G
1	5	4891	G
1	5	4893	A
1	5	4895	C
1	5	4896	G
1	5	4900	C
1	5	4901	G
1	5	4903	G
1	5	4906	C
1	5	4910	G
1	5	4911	A
1	5	4912	G
1	5	4913	G
1	5	4915	G
1	5	4919	G
1	5	4926	C
1	5	4927	G
1	5	4928	C
1	5	4929	C
1	5	4930	C
1	5	4932	U
1	5	4933	C
1	5	4934	A
1	5	4936	G
1	5	4937	C
1	5	4938	A
1	5	4939	C
1	5	4942	C
1	5	4945	G

Continued on next page...

Continued from previous page...

Mol	Chain	Res	Type
1	5	4946	U
1	5	4947	U
1	5	4948	C
1	5	4949	G
1	5	4950	U
1	5	4951	G
1	5	4952	G
1	5	4953	G
1	5	4957	C
1	5	4959	U
1	5	4961	G
1	5	4962	C
1	5	4964	C
1	5	4965	U
1	5	4966	A
1	5	4967	A
1	5	4977	A
1	5	4979	A
1	5	4980	C
1	5	4981	G
1	5	4982	A
1	5	4985	U
1	5	4988	U
1	5	4989	U
1	5	4990	C
1	5	4991	U
1	5	4992	G
1	5	4993	G
1	5	4999	G
1	5	5002	U
1	5	5006	U
1	5	5013	C
1	5	5014	A
1	5	5016	A
1	5	5017	G
1	5	5018	C
1	5	5019	A
1	5	5021	C
1	5	5023	C
1	5	5026	U
1	5	5027	C
1	5	5028	G

Continued on next page...

Continued from previous page...

Mol	Chain	Res	Type
1	5	5034	A
1	5	5035	U
1	5	5040	U
1	5	5041	G
1	5	5042	A
1	5	5045	G
1	5	5047	C
1	5	5048	A
1	5	5049	G
1	5	5050	C
1	5	5052	C
1	5	5053	U
1	5	5054	C
1	5	5056	A
1	5	5057	C
1	5	5058	A
1	5	5060	A
1	5	5061	A
1	5	5062	G
1	5	5063	G
1	5	5069	U
2	7	7	G
2	7	11	A
2	7	17	C
2	7	21	G
2	7	22	A
2	7	23	A
2	7	24	C
2	7	27	G
2	7	30	C
2	7	31	G
2	7	42	A
2	7	53	U
2	7	54	A
2	7	57	C
2	7	60	G
2	7	63	C
2	7	64	G
2	7	65	G
2	7	70	G
2	7	73	U
2	7	74	A

Continued on next page...

Continued from previous page...

Mol	Chain	Res	Type
2	7	79	U
2	7	80	U
2	7	90	A
2	7	100	A
2	7	105	C
2	7	106	G
2	7	110	G
2	7	112	U
2	7	115	A
2	7	120	U
3	8	2	G
3	8	3	A
3	8	9	A
3	8	11	C
3	8	13	G
3	8	16	G
3	8	23	C
3	8	32	C
3	8	33	G
3	8	34	U
3	8	35	C
3	8	37	A
3	8	38	U
3	8	39	G
3	8	40	A
3	8	46	G
3	8	48	A
3	8	50	C
3	8	51	U
3	8	59	A
3	8	61	A
3	8	62	A
3	8	63	U
3	8	64	U
3	8	65	A
3	8	70	G
3	8	71	A
3	8	74	U
3	8	75	G
3	8	80	A
3	8	81	C
3	8	82	A

Continued on next page...

Continued from previous page...

Mol	Chain	Res	Type
3	8	83	C
3	8	84	A
3	8	85	U
3	8	86	U
3	8	87	G
3	8	90	C
3	8	94	G
3	8	95	A
3	8	97	A
3	8	98	C
3	8	99	U
3	8	103	A
3	8	104	A
3	8	105	C
3	8	109	C
3	8	110	U
3	8	111	U
3	8	112	G
3	8	114	G
3	8	118	C
3	8	121	G
3	8	122	G
3	8	125	C
3	8	126	C
3	8	127	U
3	8	137	A
3	8	147	G
3	8	151	G
3	8	153	C

All (660) RNA pucker outliers are listed below:

Mol	Chain	Res	Type
1	5	1	C
1	5	20	U
1	5	33	A
1	5	39	A
1	5	42	A
1	5	47	A
1	5	48	G
1	5	53	C
1	5	54	G

Continued on next page...

Continued from previous page...

Mol	Chain	Res	Type
1	5	55	G
1	5	62	A
1	5	64	A
1	5	65	A
1	5	66	A
1	5	84	A
1	5	85	G
1	5	88	A
1	5	94	A
1	5	97	G
1	5	98	A
1	5	99	A
1	5	100	C
1	5	107	G
1	5	111	C
1	5	112	C
1	5	119	G
1	5	120	A
1	5	125	C
1	5	134	G
1	5	136	C
1	5	143	C
1	5	149	A
1	5	151	G
1	5	158	A
1	5	159	C
1	5	163	A
1	5	170	C
1	5	172	C
1	5	183	C
1	5	186	G
1	5	187	U
1	5	197	A
1	5	207	G
1	5	209	U
1	5	216	C
1	5	218	A
1	5	219	G
1	5	226	G
1	5	235	A
1	5	237	G
1	5	245	C

Continued on next page...

Continued from previous page...

Mol	Chain	Res	Type
1	5	253	G
1	5	265	C
1	5	266	C
1	5	268	G
1	5	275	C
1	5	276	C
1	5	280	G
1	5	292	G
1	5	293	G
1	5	296	A
1	5	298	G
1	5	315	G
1	5	333	U
1	5	337	U
1	5	340	C
1	5	349	A
1	5	353	A
1	5	354	U
1	5	360	A
1	5	361	C
1	5	362	A
1	5	371	A
1	5	385	A
1	5	387	G
1	5	388	A
1	5	393	U
1	5	394	G
1	5	405	U
1	5	406	C
1	5	407	A
1	5	410	A
1	5	414	C
1	5	417	G
1	5	421	C
1	5	432	U
1	5	435	A
1	5	451	C
1	5	454	U
1	5	485	C
1	5	486	C
1	5	493	G
1	5	495	C

Continued on next page...

Continued from previous page...

Mol	Chain	Res	Type
1	5	496	G
1	5	497	G
1	5	502	C
1	5	505	G
1	5	514	U
1	5	647	G
1	5	648	G
1	5	655	C
1	5	658	C
1	5	659	G
1	5	664	G
1	5	666	G
1	5	668	C
1	5	684	G
1	5	686	A
1	5	693	C
1	5	704	C
1	5	727	C
1	5	728	U
1	5	732	A
1	5	733	A
1	5	738	C
1	5	746	A
1	5	747	A
1	5	909	A
1	5	911	U
1	5	917	A
1	5	920	C
1	5	927	G
1	5	930	G
1	5	931	C
1	5	932	A
1	5	936	C
1	5	943	A
1	5	946	C
1	5	956	A
1	5	957	G
1	5	958	G
1	5	961	G
1	5	962	C
1	5	965	G
1	5	968	C

Continued on next page...

Continued from previous page...

Mol	Chain	Res	Type
1	5	974	C
1	5	977	C
1	5	978	G
1	5	979	C
1	5	986	C
1	5	987	C
1	5	989	U
1	5	1067	G
1	5	1068	G
1	5	1074	G
1	5	1076	C
1	5	1186	U
1	5	1210	C
1	5	1211	G
1	5	1214	C
1	5	1217	G
1	5	1221	G
1	5	1232	G
1	5	1235	G
1	5	1236	C
1	5	1237	C
1	5	1238	A
1	5	1239	C
1	5	1241	C
1	5	1243	C
1	5	1244	G
1	5	1254	A
1	5	1264	C
1	5	1266	G
1	5	1268	G
1	5	1272	C
1	5	1274	A
1	5	1279	A
1	5	1280	C
1	5	1281	G
1	5	1293	G
1	5	1296	G
1	5	1319	U
1	5	1324	A
1	5	1325	C
1	5	1329	G
1	5	1334	A

Continued on next page...

Continued from previous page...

Mol	Chain	Res	Type
1	5	1356	U
1	5	1357	C
1	5	1359	G
1	5	1364	U
1	5	1365	C
1	5	1368	A
1	5	1370	G
1	5	1371	A
1	5	1377	G
1	5	1378	C
1	5	1379	C
1	5	1380	G
1	5	1386	C
1	5	1398	A
1	5	1405	C
1	5	1406	G
1	5	1407	C
1	5	1410	U
1	5	1419	G
1	5	1420	A
1	5	1426	G
1	5	1428	U
1	5	1438	U
1	5	1439	C
1	5	1440	U
1	5	1445	U
1	5	1464	C
1	5	1474	C
1	5	1479	G
1	5	1480	C
1	5	1481	C
1	5	1484	G
1	5	1488	G
1	5	1489	G
1	5	1500	A
1	5	1509	C
1	5	1521	C
1	5	1522	G
1	5	1539	G
1	5	1554	A
1	5	1562	G
1	5	1563	A

Continued on next page...

Continued from previous page...

Mol	Chain	Res	Type
1	5	1564	A
1	5	1596	U
1	5	1613	A
1	5	1614	C
1	5	1615	C
1	5	1617	G
1	5	1627	G
1	5	1633	G
1	5	1636	U
1	5	1640	C
1	5	1650	A
1	5	1654	G
1	5	1671	U
1	5	1676	C
1	5	1681	G
1	5	1682	A
1	5	1696	C
1	5	1697	G
1	5	1698	C
1	5	1724	G
1	5	1725	U
1	5	1742	A
1	5	1763	C
1	5	1764	G
1	5	1804	A
1	5	1808	C
1	5	1819	G
1	5	1835	G
1	5	1864	G
1	5	1865	G
1	5	1869	G
1	5	1876	U
1	5	1881	C
1	5	1884	C
1	5	1887	G
1	5	1890	G
1	5	1891	A
1	5	1912	G
1	5	1919	G
1	5	1920	C
1	5	1921	C
1	5	1925	G

Continued on next page...

Continued from previous page...

Mol	Chain	Res	Type
1	5	1928	C
1	5	1930	U
1	5	1935	C
1	5	1938	C
1	5	1945	G
1	5	1946	G
1	5	1961	G
1	5	1963	C
1	5	1974	U
1	5	1975	G
1	5	1980	U
1	5	1983	A
1	5	1992	U
1	5	1998	A
1	5	2007	G
1	5	2008	U
1	5	2009	A
1	5	2014	C
1	5	2025	A
1	5	2034	G
1	5	2035	C
1	5	2044	U
1	5	2046	G
1	5	2057	A
1	5	2068	C
1	5	2075	G
1	5	2077	C
1	5	2083	C
1	5	2088	A
1	5	2089	G
1	5	2090	U
1	5	2093	A
1	5	2094	G
1	5	2096	G
1	5	2107	C
1	5	2111	G
1	5	2114	G
1	5	2116	C
1	5	2118	G
1	5	2119	C
1	5	2122	G
1	5	2123	C

Continued on next page...

Continued from previous page...

Mol	Chain	Res	Type
1	5	2124	G
1	5	2126	G
1	5	2246	C
1	5	2248	C
1	5	2250	C
1	5	2251	G
1	5	2256	C
1	5	2257	C
1	5	2258	C
1	5	2260	C
1	5	2261	G
1	5	2262	G
1	5	2264	C
1	5	2265	G
1	5	2266	C
1	5	2267	U
1	5	2268	A
1	5	2269	C
1	5	2272	C
1	5	2276	A
1	5	2278	G
1	5	2289	C
1	5	2313	A
1	5	2321	G
1	5	2323	C
1	5	2324	C
1	5	2325	C
1	5	2328	G
1	5	2329	U
1	5	2331	G
1	5	2332	A
1	5	2347	A
1	5	2361	G
1	5	2362	U
1	5	2370	A
1	5	2389	A
1	5	2394	G
1	5	2396	A
1	5	2398	U
1	5	2417	A
1	5	2436	U
1	5	2438	A

Continued on next page...

Continued from previous page...

Mol	Chain	Res	Type
1	5	2447	U
1	5	2448	G
1	5	2459	G
1	5	2464	C
1	5	2468	U
1	5	2470	C
1	5	2474	G
1	5	2479	G
1	5	2487	G
1	5	2490	U
1	5	2502	G
1	5	2507	A
1	5	2509	C
1	5	2512	A
1	5	2513	A
1	5	2514	G
1	5	2515	G
1	5	2529	A
1	5	2533	C
1	5	2544	G
1	5	2545	U
1	5	2546	G
1	5	2553	A
1	5	2554	U
1	5	2576	G
1	5	2581	A
1	5	2583	C
1	5	2587	A
1	5	2588	C
1	5	2589	C
1	5	2591	A
1	5	2600	A
1	5	2614	C
1	5	2618	G
1	5	2622	G
1	5	2631	U
1	5	2652	G
1	5	2658	G
1	5	2661	U
1	5	2665	U
1	5	2666	U
1	5	2673	G

Continued on next page...

Continued from previous page...

Mol	Chain	Res	Type
1	5	2674	A
1	5	2677	G
1	5	2683	C
1	5	2686	G
1	5	2688	G
1	5	2695	A
1	5	2703	G
1	5	2711	G
1	5	2732	G
1	5	2744	A
1	5	2761	U
1	5	2768	C
1	5	2769	U
1	5	2782	U
1	5	2786	C
1	5	2787	A
1	5	2796	G
1	5	2803	U
1	5	2806	A
1	5	2811	G
1	5	2812	A
1	5	2817	C
1	5	2825	A
1	5	2827	G
1	5	2828	U
1	5	2833	A
1	5	2834	C
1	5	2837	U
1	5	2843	U
1	5	2848	G
1	5	2851	G
1	5	2858	A
1	5	2859	G
1	5	2879	A
1	5	2895	A
1	5	2896	G
1	5	3590	G
1	5	3593	C
1	5	3615	G
1	5	3620	G
1	5	3622	C
1	5	3625	G

Continued on next page...

Continued from previous page...

Mol	Chain	Res	Type
1	5	3626	G
1	5	3636	C
1	5	3648	A
1	5	3653	A
1	5	3654	G
1	5	3663	A
1	5	3666	C
1	5	3667	C
1	5	3671	G
1	5	3676	G
1	5	3679	U
1	5	3681	G
1	5	3683	C
1	5	3692	A
1	5	3697	U
1	5	3712	A
1	5	3717	A
1	5	3727	A
1	5	3730	U
1	5	3735	G
1	5	3736	A
1	5	3773	U
1	5	3774	A
1	5	3776	G
1	5	3784	A
1	5	3799	A
1	5	3802	U
1	5	3803	A
1	5	3809	G
1	5	3813	A
1	5	3817	A
1	5	3839	G
1	5	3845	A
1	5	3856	A
1	5	3860	A
1	5	3862	A
1	5	3875	G
1	5	3876	A
1	5	3877	A
1	5	3879	G
1	5	3888	G
1	5	3905	A

Continued on next page...

Continued from previous page...

Mol	Chain	Res	Type
1	5	3922	G
1	5	3938	G
1	5	3944	G
1	5	4069	U
1	5	4075	U
1	5	4084	G
1	5	4085	A
1	5	4086	G
1	5	4095	G
1	5	4096	C
1	5	4097	G
1	5	4102	C
1	5	4103	C
1	5	4115	G
1	5	4118	U
1	5	4119	C
1	5	4120	U
1	5	4121	G
1	5	4123	C
1	5	4124	G
1	5	4127	A
1	5	4144	C
1	5	4163	U
1	5	4165	C
1	5	4170	A
1	5	4173	G
1	5	4183	G
1	5	4195	G
1	5	4197	G
1	5	4219	A
1	5	4221	C
1	5	4227	U
1	5	4228	G
1	5	4229	U
1	5	4232	U
1	5	4233	A
1	5	4239	A
1	5	4240	G
1	5	4250	G
1	5	4251	A
1	5	4254	G
1	5	4257	A

Continued on next page...

Continued from previous page...

Mol	Chain	Res	Type
1	5	4269	G
1	5	4270	C
1	5	4275	G
1	5	4276	G
1	5	4280	A
1	5	4282	A
1	5	4283	G
1	5	4287	G
1	5	4291	G
1	5	4295	U
1	5	4297	G
1	5	4322	G
1	5	4330	G
1	5	4334	U
1	5	4338	G
1	5	4348	A
1	5	4349	C
1	5	4368	G
1	5	4374	U
1	5	4375	C
1	5	4378	A
1	5	4385	A
1	5	4395	U
1	5	4419	U
1	5	4425	G
1	5	4436	U
1	5	4440	G
1	5	4448	G
1	5	4449	A
1	5	4451	G
1	5	4454	G
1	5	4463	U
1	5	4464	A
1	5	4472	G
1	5	4474	A
1	5	4475	G
1	5	4481	U
1	5	4488	A
1	5	4489	G
1	5	4497	U
1	5	4498	U
1	5	4507	A

Continued on next page...

Continued from previous page...

Mol	Chain	Res	Type
1	5	4518	A
1	5	4519	C
1	5	4522	G
1	5	4527	G
1	5	4528	G
1	5	4531	U
1	5	4533	A
1	5	4535	A
1	5	4536	C
1	5	4543	G
1	5	4547	C
1	5	4548	A
1	5	4560	C
1	5	4574	U
1	5	4583	C
1	5	4600	G
1	5	4605	A
1	5	4610	A
1	5	4645	C
1	5	4647	G
1	5	4656	A
1	5	4670	C
1	5	4677	U
1	5	4678	G
1	5	4691	A
1	5	4693	C
1	5	4700	A
1	5	4718	G
1	5	4719	G
1	5	4720	C
1	5	4730	C
1	5	4731	G
1	5	4737	G
1	5	4739	C
1	5	4740	G
1	5	4745	G
1	5	4756	C
1	5	4762	A
1	5	4763	U
1	5	4871	C
1	5	4872	G
1	5	4873	G

Continued on next page...

Continued from previous page...

Mol	Chain	Res	Type
1	5	4874	A
1	5	4884	G
1	5	4885	U
1	5	4887	C
1	5	4888	U
1	5	4889	G
1	5	4900	C
1	5	4911	A
1	5	4926	C
1	5	4929	C
1	5	4935	C
1	5	4936	G
1	5	4938	A
1	5	4948	C
1	5	4949	G
1	5	4950	U
1	5	4951	G
1	5	4981	G
1	5	4990	C
1	5	4991	U
1	5	5022	U
1	5	5026	U
1	5	5027	C
1	5	5041	G
1	5	5046	U
1	5	5049	G
1	5	5056	A
1	5	5059	C
1	5	5060	A
1	5	5061	A
1	5	5062	G
1	5	5068	G
2	7	7	G
2	7	21	G
2	7	42	A
2	7	56	G
2	7	58	A
2	7	60	G
2	7	63	C
2	7	72	U
2	7	75	G
3	8	2	G

Continued on next page...

Continued from previous page...

Mol	Chain	Res	Type
3	8	9	A
3	8	10	G
3	8	14	U
3	8	33	G
3	8	34	U
3	8	37	A
3	8	64	U
3	8	70	G
3	8	73	U
3	8	81	C
3	8	83	C
3	8	85	U
3	8	94	G
3	8	95	A
3	8	98	C
3	8	110	U
3	8	111	U
3	8	124	U
3	8	125	C
3	8	126	C
3	8	131	G

5.4 Non-standard residues in protein, DNA, RNA chains [i](#)

There are no non-standard protein/DNA/RNA residues in this entry.

5.5 Carbohydrates [i](#)

There are no monosaccharides in this entry.

5.6 Ligand geometry [i](#)

Of 133 ligands modelled in this entry, 133 are monoatomic - leaving 0 for Mogul analysis.

There are no bond length outliers.

There are no bond angle outliers.

There are no chirality outliers.

There are no torsion outliers.

There are no ring outliers.

No monomer is involved in short contacts.

5.7 Other polymers [i](#)

There are no such residues in this entry.

5.8 Polymer linkage issues [i](#)

The following chains have linkage breaks:

Mol	Chain	Number of breaks
1	5	13
8	E	1

All chain breaks are listed below:

Model	Chain	Residue-1	Atom-1	Residue-2	Atom-2	Distance (Å)
1	E	72:ALA	C	84:VAL	N	23.51
1	5	4776:G	O3'	4859:C	P	17.87
1	5	757:G	O3'	906:C	P	16.89
1	5	519:C	O3'	642:G	P	16.61
1	5	2910:G	O3'	3583:U	P	16.04
1	5	2131:C	O3'	2243:C	P	14.89
1	5	997:C	O3'	1047:C	P	13.99
1	5	3950:U	O3'	4065:G	P	13.97
1	5	1051:G	O3'	1064:G	P	9.59
1	5	1222:A	O3'	1232:G	P	3.97
1	5	1699:A	O3'	1718:C	P	3.33
1	5	1100:U	O3'	1167:C	P	3.02
1	5	4939:C	O3'	4941:G	P	2.74
1	5	4942:C	O3'	4944:C	P	2.72


6 Map visualisation [i](#)

This section contains visualisations of the EMDB entry EMD-2649. These allow visual inspection of the internal detail of the map and identification of artifacts.

No raw map or half-maps were deposited for this entry and therefore no images, graphs, etc. pertaining to the raw map can be shown.

6.1 Orthogonal projections [i](#)

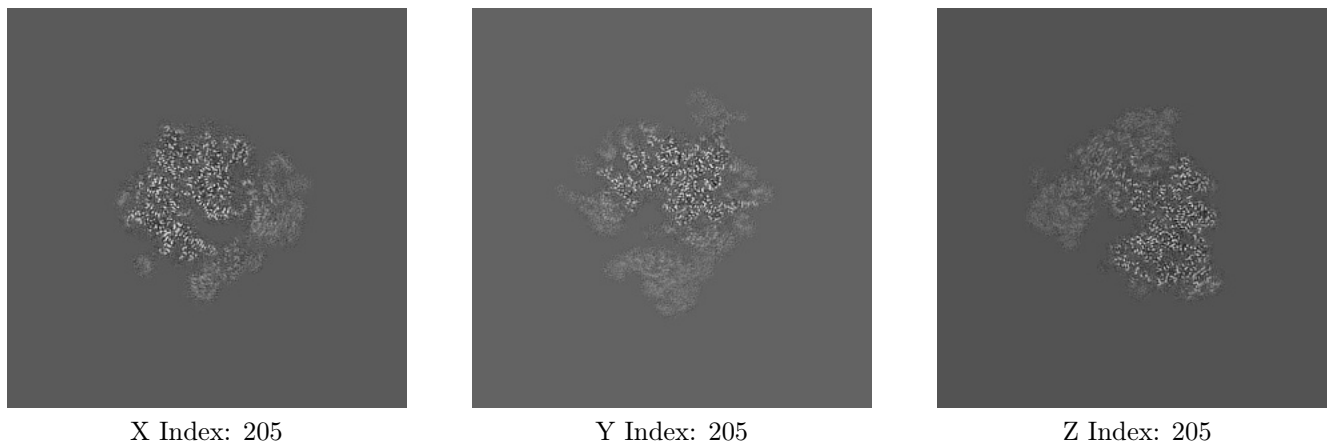
6.1.1 Primary map



The images above show the map projected in three orthogonal directions.

6.2 Central slices [i](#)

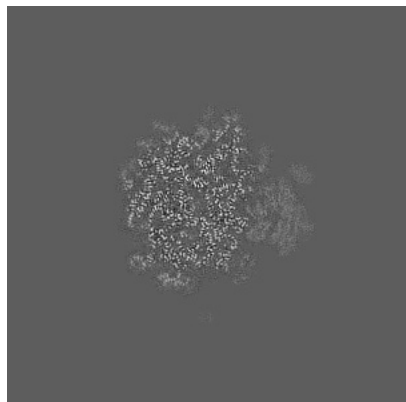
6.2.1 Primary map




The images above show central slices of the map in three orthogonal directions.

6.3 Largest variance slices [i](#)


6.3.1 Primary map



X Index: 228



Y Index: 162




Z Index: 216

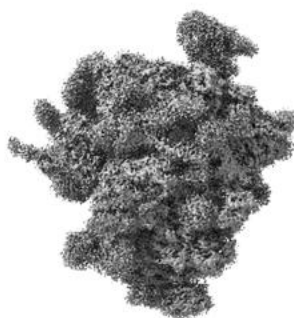
The images above show the largest variance slices of the map in three orthogonal directions.

6.4 Orthogonal surface views [i](#)

6.4.1 Primary map



X



Y



Z

The images above show the 3D surface view of the map at the recommended contour level 0.065. These images, in conjunction with the slice images, may facilitate assessment of whether an appropriate contour level has been provided.

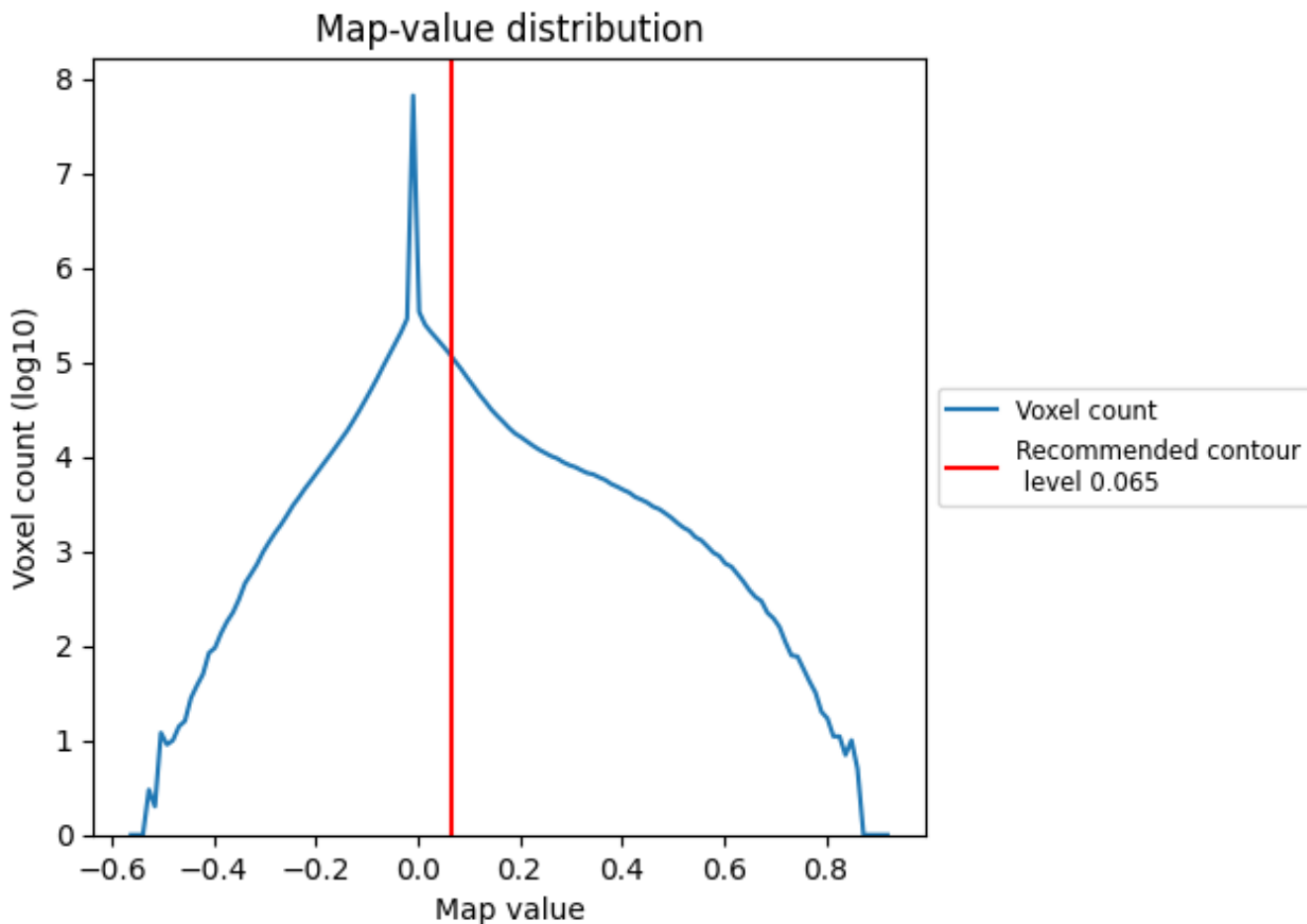
6.5 Mask visualisation

This section was not generated. No masks/segmentation were deposited.

7 Map analysis [i](#)

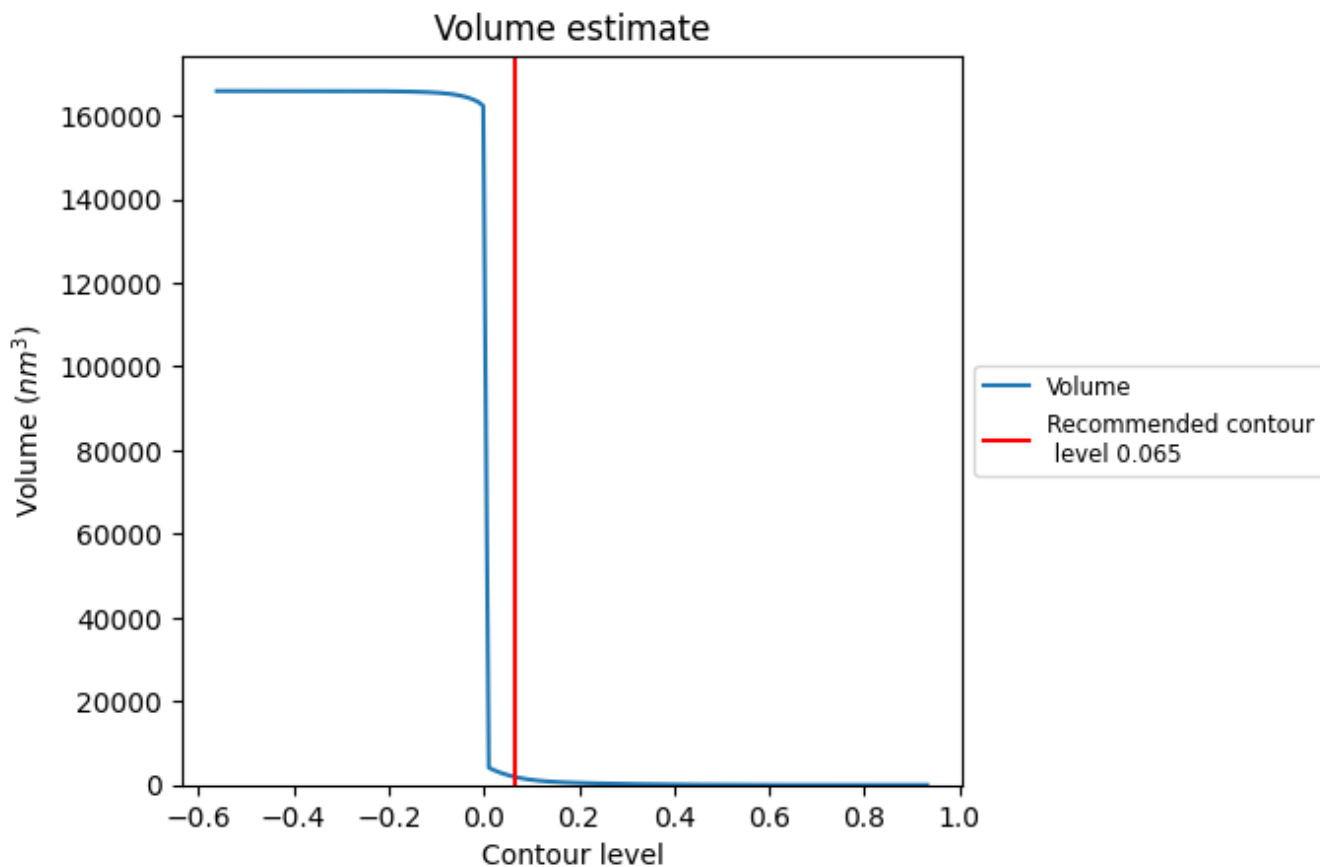
This section contains the results of statistical analysis of the map.

7.1 Map-value distribution [i](#)



The map-value distribution is plotted in 128 intervals along the x-axis. The y-axis is logarithmic. A spike in this graph at zero usually indicates that the volume has been masked.

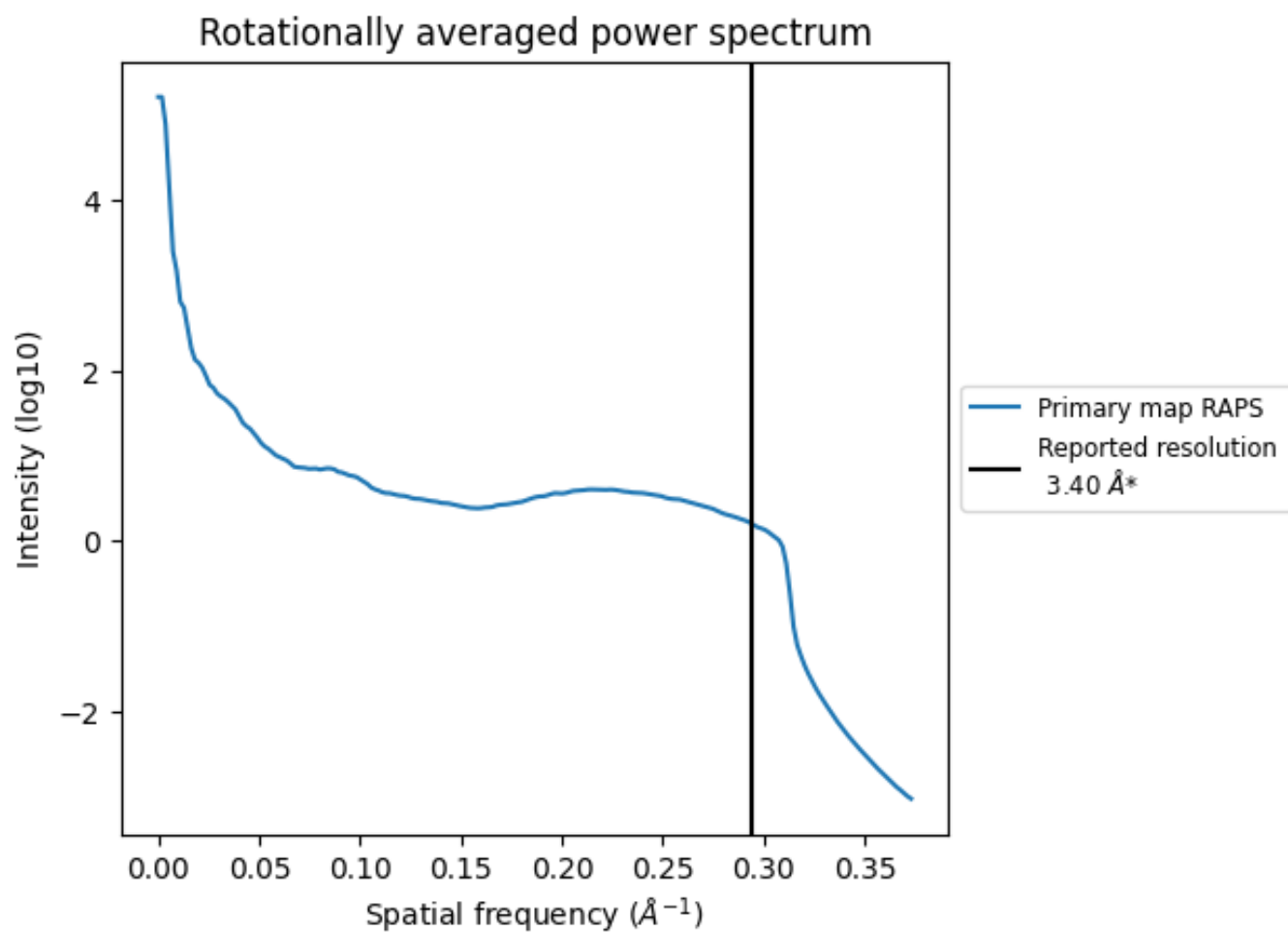
7.2 Volume estimate [i](#)



The volume at the recommended contour level is 1930 nm^3 ; this corresponds to an approximate mass of 1743 kDa.

The volume estimate graph shows how the enclosed volume varies with the contour level. The recommended contour level is shown as a vertical line and the intersection between the line and the curve gives the volume of the enclosed surface at the given level.

7.3 Rotationally averaged power spectrum i



*Reported resolution corresponds to spatial frequency of 0.294 Å⁻¹

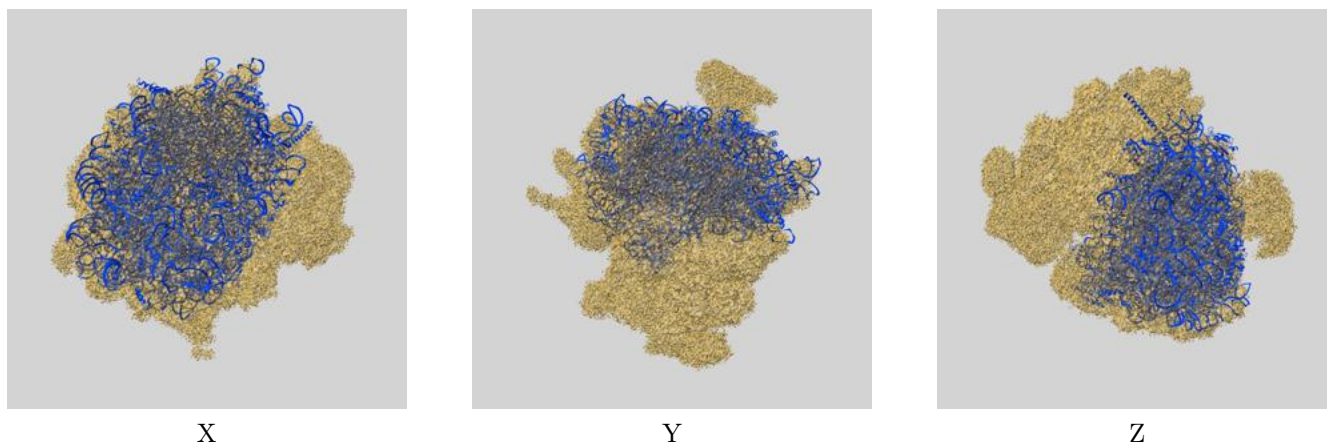
8 Fourier-Shell correlation

This section was not generated. No FSC curve or half-maps provided.

9 Map-model fit [i](#)

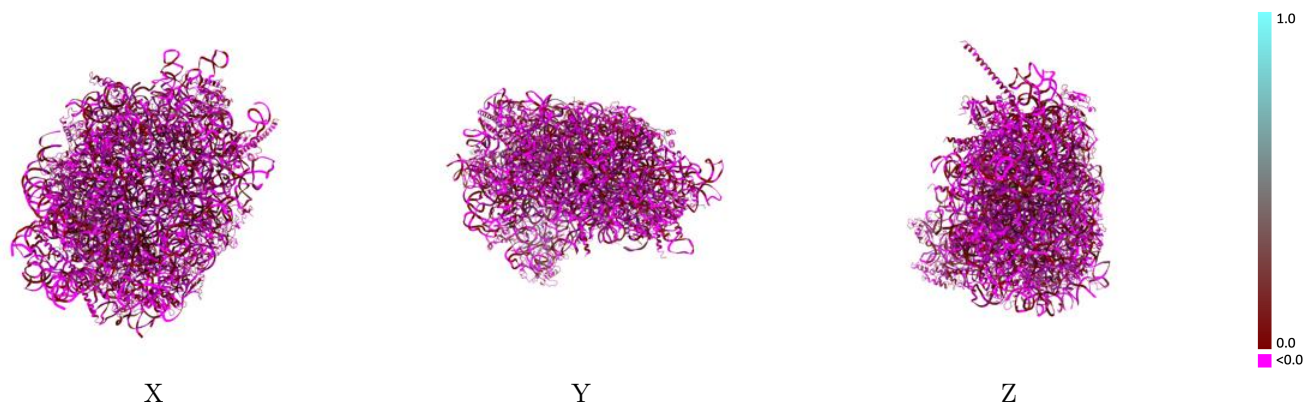
This section contains information regarding the fit between EMDB map EMD-2649 and PDB model 3J7O. Per-residue inclusion information can be found in section 3 on page 13.

9.1 Map-model overlay [i](#)



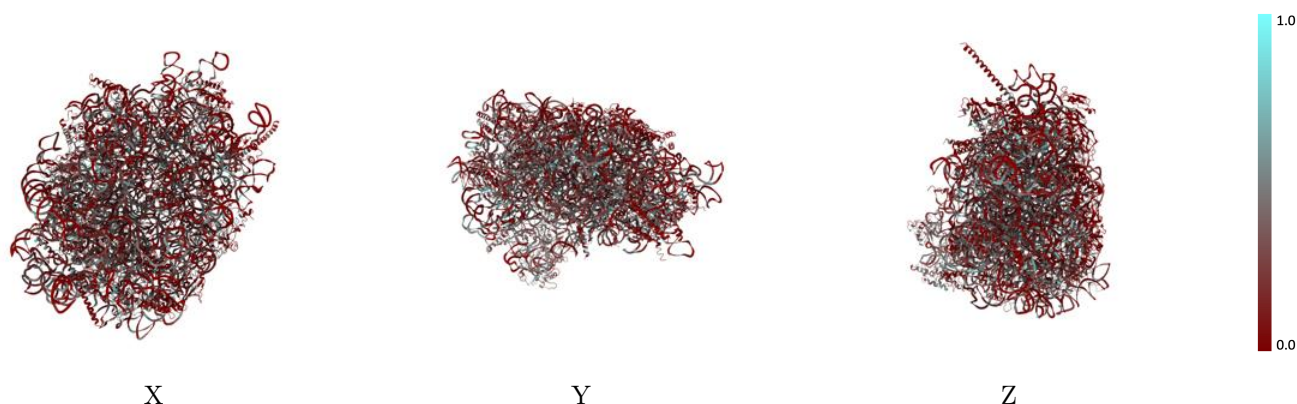
The images above show the 3D surface view of the map at the recommended contour level 0.065 at 50% transparency in yellow overlaid with a ribbon representation of the model coloured in blue. These images allow for the visual assessment of the quality of fit between the atomic model and the map.

9.2 Q-score mapped to coordinate model [i](#)



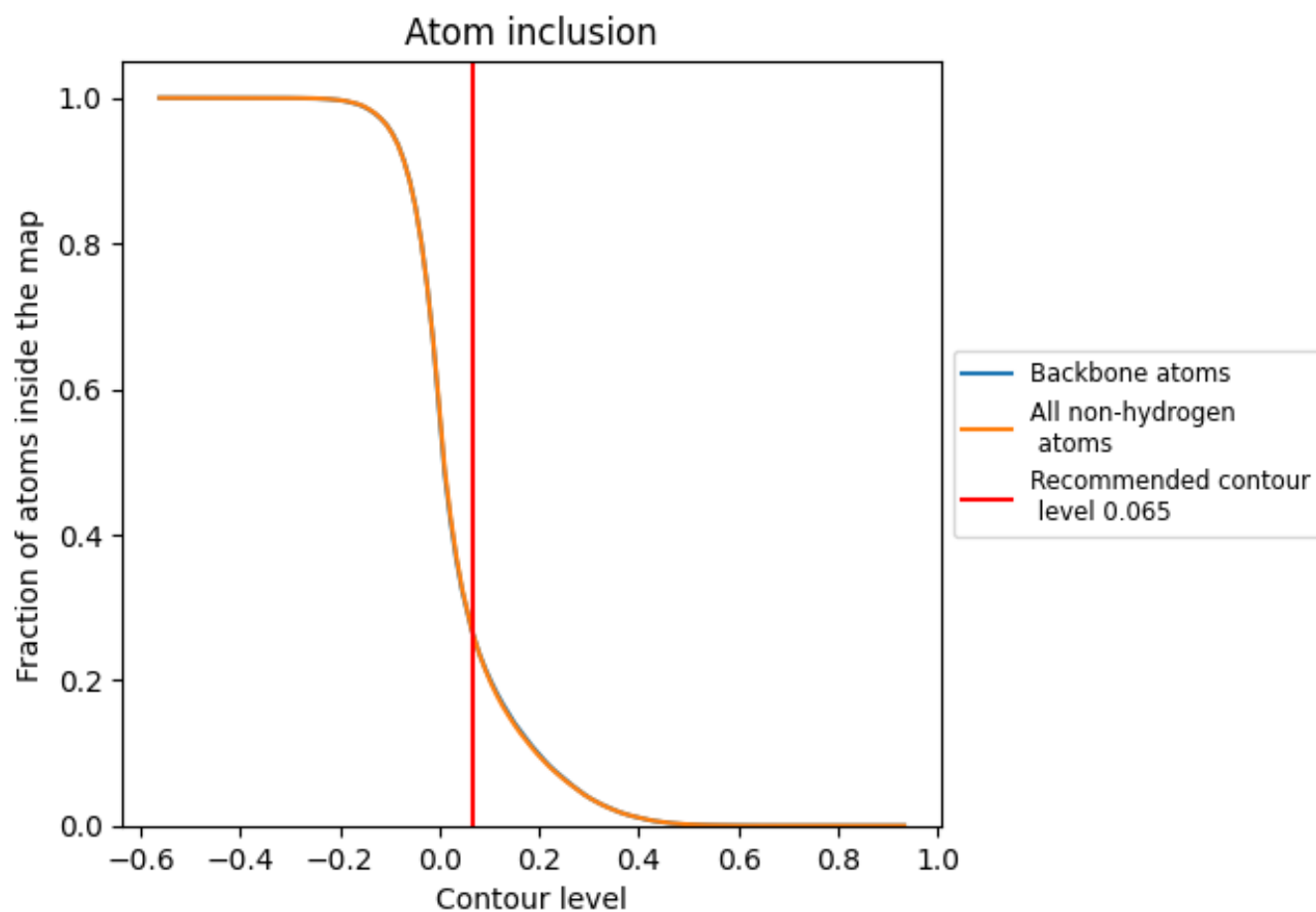
The images above show the model with each residue coloured according to its Q-score. This shows their resolvability in the map with higher Q-score values reflecting better resolvability. Please note: Q-score is calculating the resolvability of atoms, and thus high values are only expected at resolutions at which atoms can be resolved. Low Q-score values may therefore be expected for many entries.

9.3 Atom inclusion mapped to coordinate model [i](#)



The images above show the model with each residue coloured according to its atom inclusion. This shows to what extent they are inside the map at the recommended contour level (0.065).







































































9.4 Atom inclusion [i](#)



At the recommended contour level, 27% of all backbone atoms, 27% of all non-hydrogen atoms, are inside the map.

9.5 Map-model fit summary























The table lists the average atom inclusion at the recommended contour level (0.065) and Q-score for the entire model and for each chain.

Chain	Atom inclusion	Q-score
All	 0.2682	 -0.0180
5	 0.2714	 -0.0170
7	 0.3270	 -0.0110
8	 0.2348	 -0.0150
A	 0.3343	 -0.0290
B	 0.2515	 -0.0310
C	 0.3016	 -0.0240
D	 0.3082	 -0.0100
E	 0.2671	 -0.0330
F	 0.2955	 -0.0510
G	 0.2282	 -0.0110
H	 0.1736	 -0.0300
I	 0.3031	 -0.0230
J	 0.2820	 -0.0140
L	 0.2411	 -0.0100
M	 0.2607	 -0.0370
N	 0.3019	 -0.0090
O	 0.2625	 -0.0130
P	 0.2394	 -0.0130
Q	 0.3202	 -0.0230
R	 0.2103	 -0.0030
S	 0.3371	 -0.0150
T	 0.3167	 -0.0300
U	 0.1291	 -0.0120
V	 0.2641	 -0.0050
W	 0.2456	 -0.0290
X	 0.1517	 -0.0110
Y	 0.1586	 -0.0050
Z	 0.2088	 -0.0260
a	 0.3357	 -0.0120
b	 0.2071	 -0.0440
c	 0.2448	 -0.0010
d	 0.1377	 -0.0100
e	 0.2586	 -0.0370
f	 0.3135	 -0.0170



Continued on next page...

Continued from previous page...

Chain	Atom inclusion	Q-score
g	 0.3234	 -0.0210
h	 0.1843	 0.0010
i	 0.3145	 -0.0090
j	 0.3071	 -0.0070
k	 0.1185	 -0.0100
l	 0.2955	 -0.0110
m	 0.3894	 -0.0320
n	 0.2985	 -0.0330
o	 0.2409	 -0.0050
p	 0.2326	 -0.0090
r	 0.2127	 -0.0170