



Full wwPDB X-ray Structure Validation Report ⓘ

Feb 19, 2024 – 07:10 PM EST

PDB ID : 4JI8
Title : Crystal Structure of 30S ribosomal subunit from *Thermus thermophilus*
Authors : Demirci, H.; Wang, L.; Murphy IV, F.; Murphy, E.; Carr, J.; Blanchard, S.;
Jogl, G.; Dahlberg, A.E.; Gregory, S.T.
Deposited on : 2013-03-05
Resolution : 3.74 Å(reported)

This is a Full wwPDB X-ray Structure Validation Report for a publicly released PDB entry.

We welcome your comments at validation@mail.wwpdb.org

A user guide is available at

<https://www.wwpdb.org/validation/2017/XrayValidationReportHelp>

with specific help available everywhere you see the ⓘ symbol.

The types of validation reports are described at

<http://www.wwpdb.org/validation/2017/FAQs#types>.

The following versions of software and data (see [references ⓘ](#)) were used in the production of this report:

MolProbity : 4.02b-467
Mogul : 1.8.5 (274361), CSD as541be (2020)
Xtriage (Phenix) : 1.13
EDS : 2.36
buster-report : 1.1.7 (2018)
Percentile statistics : 20191225.v01 (using entries in the PDB archive December 25th 2019)
Refmac : 5.8.0158
CCP4 : 7.0.044 (Gargrove)
Ideal geometry (proteins) : Engh & Huber (2001)
Ideal geometry (DNA, RNA) : Parkinson et al. (1996)
Validation Pipeline (wwPDB-VP) : 2.36

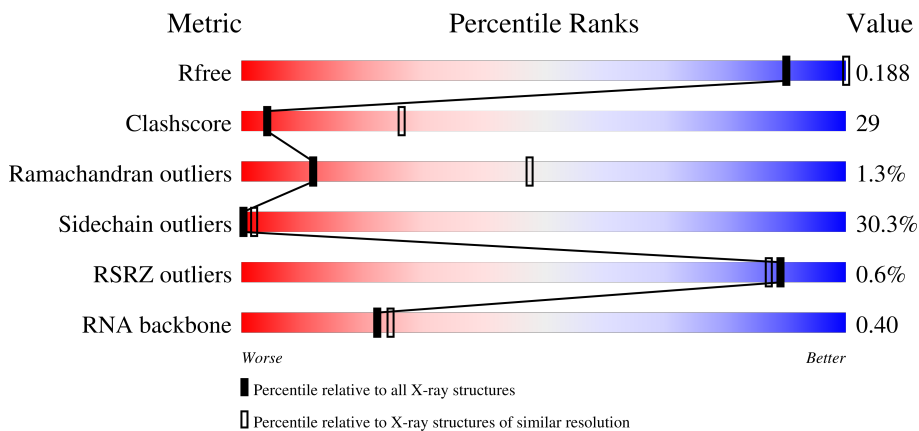
1 Overall quality at a glance i

The following experimental techniques were used to determine the structure:

X-RAY DIFFRACTION

The reported resolution of this entry is 3.74 Å.

Percentile scores (ranging between 0-100) for global validation metrics of the entry are shown in the following graphic. The table shows the number of entries on which the scores are based.



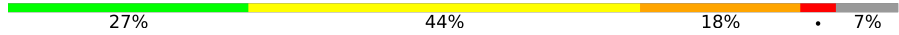



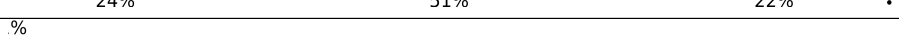
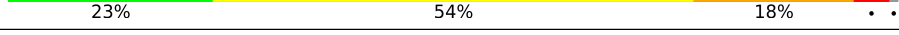
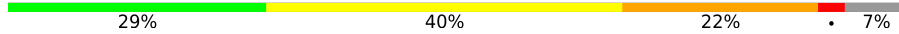
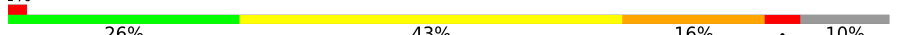


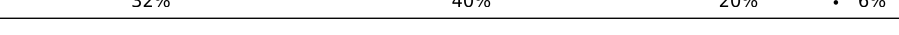
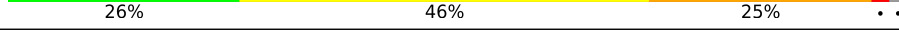
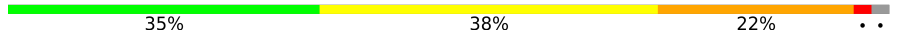




Metric	Whole archive (#Entries)	Similar resolution (#Entries, resolution range(Å))
R_{free}	130704	1001 (3.90-3.58)
Clashscore	141614	1063 (3.90-3.58)
Ramachandran outliers	138981	1027 (3.90-3.58)
Sidechain outliers	138945	1023 (3.90-3.58)
RSRZ outliers	127900	1006 (3.92-3.56)
RNA backbone	3102	1028 (4.46-3.00)

The table below summarises the geometric issues observed across the polymeric chains and their fit to the electron density. The red, orange, yellow and green segments of the lower bar indicate the fraction of residues that contain outliers for ≥ 3 , 2, 1 and 0 types of geometric quality criteria respectively. A grey segment represents the fraction of residues that are not modelled. The numeric value for each fraction is indicated below the corresponding segment, with a dot representing fractions $\leq 5\%$. The upper red bar (where present) indicates the fraction of residues that have poor fit to the electron density. The numeric value is given above the bar.

Mol	Chain	Length	Quality of chain
1	A	1522	
2	B	256	
3	C	239	
4	D	209	

Continued on next page...

Continued from previous page...

Mol	Chain	Length	Quality of chain
5	E	162	
6	F	101	
7	G	156	
8	H	138	
9	I	128	
10	J	105	
11	K	129	
12	L	135	
13	M	126	
14	N	61	
15	O	89	
16	P	88	
17	Q	105	
18	R	88	
19	S	93	
20	T	106	
21	U	27	

The following table lists non-polymeric compounds, carbohydrate monomers and non-standard residues in protein, DNA, RNA chains that are outliers for geometric or electron-density-fit criteria:

Mol	Type	Chain	Res	Chirality	Geometry	Clashes	Electron density
23	MG	A	1602	-	-	-	X
23	MG	A	1637	-	-	-	X
23	MG	A	1657	-	-	-	X
23	MG	A	1659	-	-	-	X
23	MG	A	1664	-	-	-	X
23	MG	A	1681	-	-	-	X
23	MG	A	1691	-	-	-	X
23	MG	A	1697	-	-	-	X

Continued on next page...

Continued from previous page...

Mol	Type	Chain	Res	Chirality	Geometry	Clashes	Electron density
23	MG	A	1702	-	-	-	X
23	MG	A	1704	-	-	-	X
23	MG	A	1717	-	-	-	X
23	MG	A	1718	-	-	-	X
23	MG	A	1728	-	-	-	X
23	MG	A	1731	-	-	-	X
23	MG	A	1739	-	-	-	X
23	MG	A	1752	-	-	-	X
23	MG	A	1763	-	-	-	X
23	MG	A	1769	-	-	-	X
23	MG	A	1770	-	-	-	X
23	MG	A	1772	-	-	-	X
23	MG	A	1774	-	-	-	X
23	MG	A	1776	-	-	-	X
23	MG	A	1795	-	-	-	X
23	MG	A	1800	-	-	-	X
23	MG	A	1814	-	-	-	X
23	MG	A	1815	-	-	-	X
23	MG	A	1819	-	-	-	X
23	MG	A	1824	-	-	-	X
23	MG	A	1834	-	-	-	X
23	MG	A	1855	-	-	-	X
23	MG	A	1856	-	-	-	X
23	MG	A	1923	-	-	-	X
23	MG	A	1936	-	-	-	X
23	MG	A	1942	-	-	-	X
23	MG	A	1943	-	-	-	X
23	MG	A	1944	-	-	-	X
23	MG	A	1947	-	-	-	X
23	MG	A	1961	-	-	-	X
23	MG	A	1962	-	-	-	X
23	MG	A	1966	-	-	-	X
23	MG	A	1986	-	-	-	X
23	MG	A	1987	-	-	-	X
23	MG	A	1989	-	-	-	X
23	MG	E	203	-	-	-	X
23	MG	Q	201	-	-	-	X

2 Entry composition [i](#)

There are 25 unique types of molecules in this entry. The entry contains 53563 atoms, of which 0 are hydrogens and 0 are deuteriums.

In the tables below, the ZeroOcc column contains the number of atoms modelled with zero occupancy, the AltConf column contains the number of residues with at least one atom in alternate conformation and the Trace column contains the number of residues modelled with at most 2 atoms.

- Molecule 1 is a RNA chain called 16S rRNA.

Mol	Chain	Residues	Atoms					ZeroOcc	AltConf	Trace
			Total	C	N	O	P			
1	A	1514	32550	14496	6018	10522	1514	0	0	0

There are 2 discrepancies between the modelled and reference sequences:

Chain	Residue	Modelled	Actual	Comment	Reference
A	1534	C	A	conflict	GB M26923.1
A	1535	A	C	conflict	GB M26923.1

- Molecule 2 is a protein called RIBOSOMAL PROTEIN S2.

Mol	Chain	Residues	Atoms					ZeroOcc	AltConf	Trace
			Total	C	N	O	S			
2	B	234	1900	1213	341	341	5	0	0	0

- Molecule 3 is a protein called RIBOSOMAL PROTEIN S3.

Mol	Chain	Residues	Atoms					ZeroOcc	AltConf	Trace
			Total	C	N	O	S			
3	C	206	1612	1016	314	281	1	0	0	0

- Molecule 4 is a protein called RIBOSOMAL PROTEIN S4.

Mol	Chain	Residues	Atoms					ZeroOcc	AltConf	Trace
			Total	C	N	O	S			
4	D	208	1703	1066	339	291	7	0	0	0

- Molecule 5 is a protein called RIBOSOMAL PROTEIN S5.

Mol	Chain	Residues	Atoms					ZeroOcc	AltConf	Trace
			Total	C	N	O	S			
5	E	150	1146	724	217	201	4	0	0	0

- Molecule 6 is a protein called RIBOSOMAL PROTEIN S6.

Mol	Chain	Residues	Atoms					ZeroOcc	AltConf	Trace
			Total	C	N	O	S			
6	F	101	843	531	155	154	3	0	0	0

- Molecule 7 is a protein called RIBOSOMAL PROTEIN S7.

Mol	Chain	Residues	Atoms					ZeroOcc	AltConf	Trace
			Total	C	N	O	S			
7	G	155	1257	781	252	218	6	0	0	0

- Molecule 8 is a protein called RIBOSOMAL PROTEIN S8.

Mol	Chain	Residues	Atoms					ZeroOcc	AltConf	Trace
			Total	C	N	O	S			
8	H	138	1116	705	215	193	3	0	0	0

- Molecule 9 is a protein called RIBOSOMAL PROTEIN S9.

Mol	Chain	Residues	Atoms				ZeroOcc	AltConf	Trace
			Total	C	N	O			
9	I	127	1010	639	197	174	0	0	0

- Molecule 10 is a protein called RIBOSOMAL PROTEIN S10.

Mol	Chain	Residues	Atoms					ZeroOcc	AltConf	Trace
			Total	C	N	O	S			
10	J	98	792	498	156	137	1	0	0	0

- Molecule 11 is a protein called RIBOSOMAL PROTEIN S11.

Mol	Chain	Residues	Atoms					ZeroOcc	AltConf	Trace
			Total	C	N	O	S			
11	K	116	864	537	164	160	3	0	0	0

- Molecule 12 is a protein called RIBOSOMAL PROTEIN S12.

Mol	Chain	Residues	Atoms					ZeroOcc	AltConf	Trace
			Total	C	N	O	S			
12	L	124	977	617	196	163	1	0	0	0

There is a discrepancy between the modelled and reference sequences:

Chain	Residue	Modelled	Actual	Comment	Reference
L	94	TRP	PRO	conflict	UNP F6DEQ7

- Molecule 13 is a protein called RIBOSOMAL PROTEIN S13.

Mol	Chain	Residues	Atoms					ZeroOcc	AltConf	Trace
			Total	C	N	O	S			
13	M	118	937	579	193	163	2	0	0	0

- Molecule 14 is a protein called RIBOSOMAL PROTEIN S14.

Mol	Chain	Residues	Atoms					ZeroOcc	AltConf	Trace
			Total	C	N	O	S			
14	N	60	492	312	104	72	4	0	0	0

- Molecule 15 is a protein called RIBOSOMAL PROTEIN S15.

Mol	Chain	Residues	Atoms					ZeroOcc	AltConf	Trace
			Total	C	N	O	S			
15	O	87	729	457	146	124	2	0	0	0

- Molecule 16 is a protein called RIBOSOMAL PROTEIN S16.

Mol	Chain	Residues	Atoms					ZeroOcc	AltConf	Trace
			Total	C	N	O	S			
16	P	83	700	443	139	117	1	0	0	0

- Molecule 17 is a protein called RIBOSOMAL PROTEIN S17.

Mol	Chain	Residues	Atoms					ZeroOcc	AltConf	Trace
			Total	C	N	O	S			
17	Q	99	823	528	151	142	2	0	0	0

- Molecule 18 is a protein called RIBOSOMAL PROTEIN S18.

Mol	Chain	Residues	Atoms				ZeroOcc	AltConf	Trace
			Total	C	N	O			
18	R	70	574	367	112	95	0	0	0

- Molecule 19 is a protein called RIBOSOMAL PROTEIN S19.

Mol	Chain	Residues	Atoms					ZeroOcc	AltConf	Trace
			Total	C	N	O	S			
19	S	80	Total 647	C 414	N 119	O 112	S 2	0	0	0

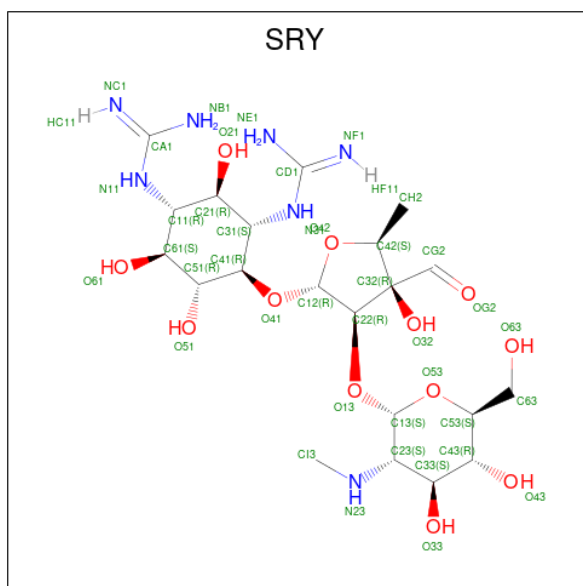
- Molecule 20 is a protein called RIBOSOMAL PROTEIN S20.

Mol	Chain	Residues	Atoms					ZeroOcc	AltConf	Trace
			Total	C	N	O	S			
20	T	99	Total 763	C 470	N 162	O 129	S 2	0	0	0

- Molecule 21 is a protein called RIBOSOMAL PROTEIN THX.

Mol	Chain	Residues	Atoms				ZeroOcc	AltConf	Trace
			Total	C	N	O			
21	U	24	Total 208	C 128	N 50	O 30	0	0	0

- Molecule 22 is STREPTOMYCIN (three-letter code: SRY) (formula: C₂₁H₃₉N₇O₁₂).



Mol	Chain	Residues	Atoms				ZeroOcc	AltConf
			Total	C	N	O		
22	A	1	Total 40	C 21	N 7	O 12	0	0

- Molecule 23 is MAGNESIUM ION (three-letter code: MG) (formula: Mg).

Mol	Chain	Residues	Atoms		ZeroOcc	AltConf
			Total	Mg		
23	A	389	Total 389	Mg 389	0	0

Continued on next page...

Continued from previous page...

Mol	Chain	Residues	Atoms	ZeroOcc	AltConf
23	B	3	Total Mg 3 3	0	0
23	C	4	Total Mg 4 4	0	0
23	D	6	Total Mg 6 6	0	0
23	E	3	Total Mg 3 3	0	0
23	F	1	Total Mg 1 1	0	0
23	H	1	Total Mg 1 1	0	0
23	L	1	Total Mg 1 1	0	0
23	N	1	Total Mg 1 1	0	0
23	O	1	Total Mg 1 1	0	0
23	P	1	Total Mg 1 1	0	0
23	Q	2	Total Mg 2 2	0	0
23	S	1	Total Mg 1 1	0	0

- Molecule 24 is ZINC ION (three-letter code: ZN) (formula: Zn).

Mol	Chain	Residues	Atoms	ZeroOcc	AltConf
24	D	1	Total Zn 1 1	0	0
24	N	1	Total Zn 1 1	0	0

- Molecule 25 is water.

Mol	Chain	Residues	Atoms	ZeroOcc	AltConf
25	A	1371	Total O 1371 1371	0	0
25	C	16	Total O 16 16	0	0
25	D	24	Total O 24 24	0	0

Continued on next page...

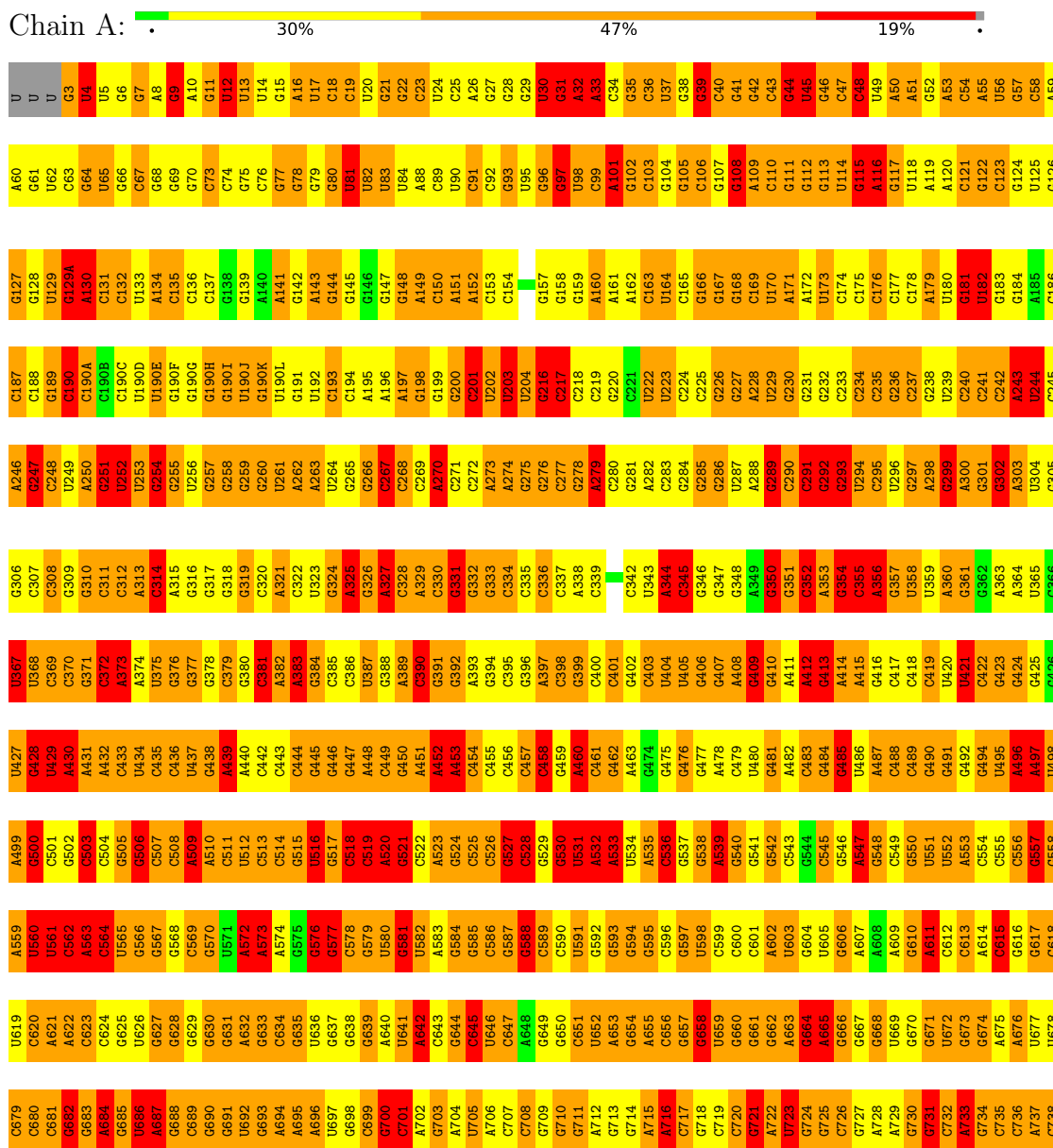
Continued from previous page...

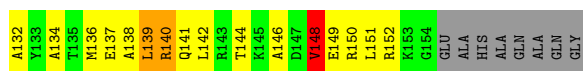
Mol	Chain	Residues	Atoms		ZeroOcc	AltConf
25	E	8	Total 8	O 8	0	0
25	F	6	Total 6	O 6	0	0
25	G	6	Total 6	O 6	0	0
25	H	5	Total 5	O 5	0	0
25	I	1	Total 1	O 1	0	0
25	L	7	Total 7	O 7	0	0
25	M	4	Total 4	O 4	0	0
25	N	4	Total 4	O 4	0	0
25	O	2	Total 2	O 2	0	0
25	P	1	Total 1	O 1	0	0
25	Q	8	Total 8	O 8	0	0
25	T	1	Total 1	O 1	0	0

3 Residue-property plots

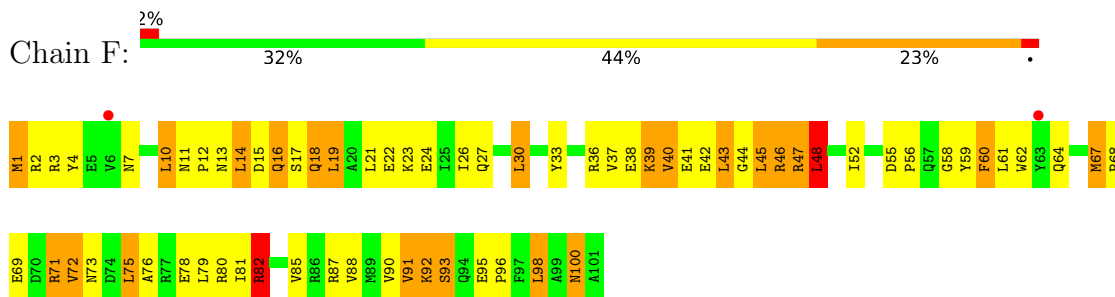
These plots are drawn for all protein, RNA, DNA and oligosaccharide chains in the entry. The first graphic for a chain summarises the proportions of the various outlier classes displayed in the second graphic. The second graphic shows the sequence view annotated by issues in geometry and electron density. Residues are color-coded according to the number of geometric quality criteria for which they contain at least one outlier: green = 0, yellow = 1, orange = 2 and red = 3 or more. A red dot above a residue indicates a poor fit to the electron density ($RSRZ > 2$). Stretches of 2 or more consecutive residues without any outlier are shown as a green connector. Residues present in the sample, but not in the model, are shown in grey.

• Molecule 1: 16S rRNA

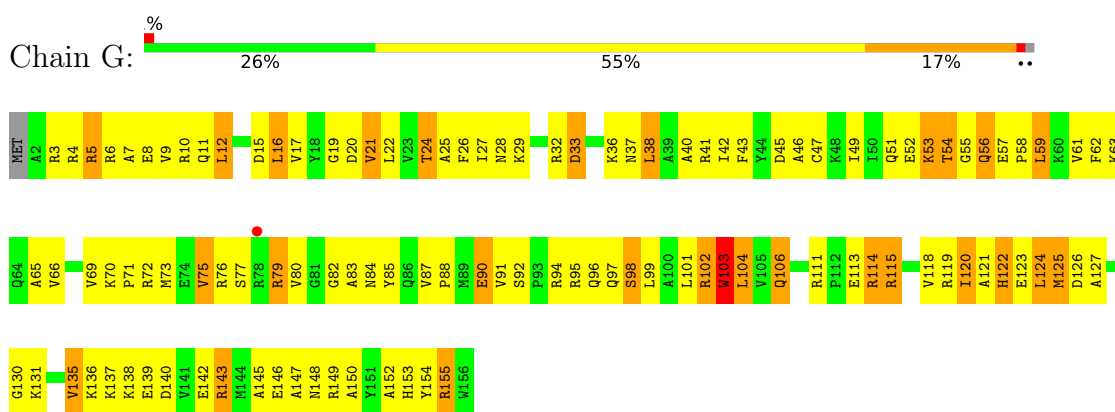




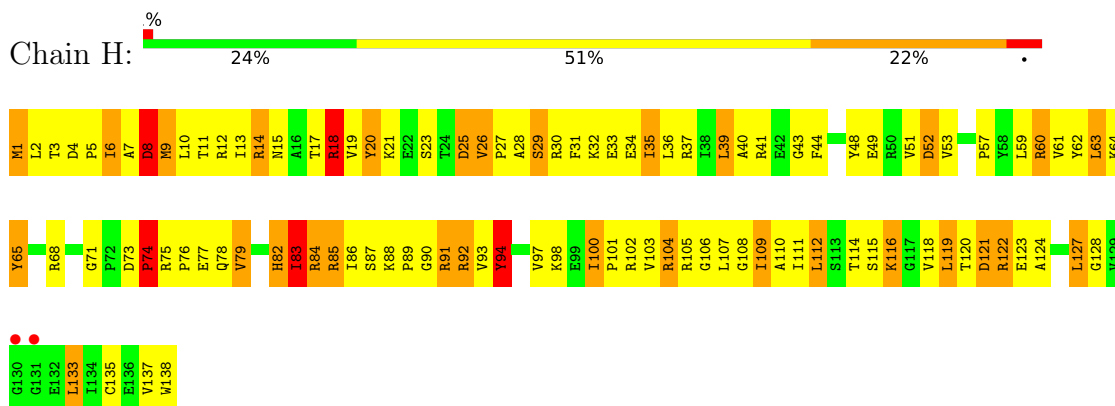
- Molecule 6: RIBOSOMAL PROTEIN S6



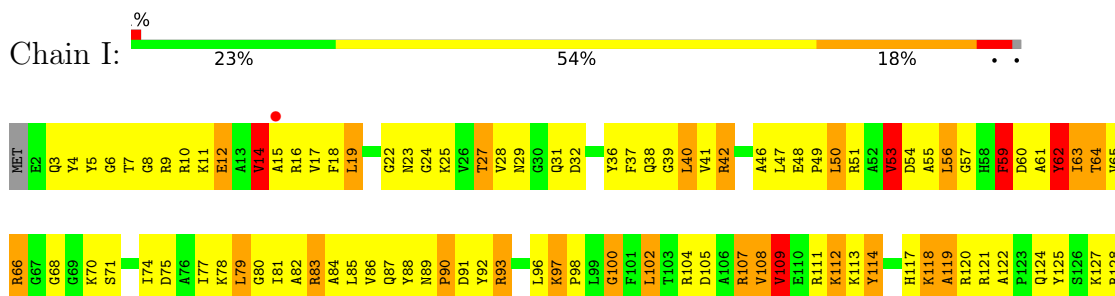
- Molecule 7: RIBOSOMAL PROTEIN S7



- Molecule 8: RIBOSOMAL PROTEIN S8

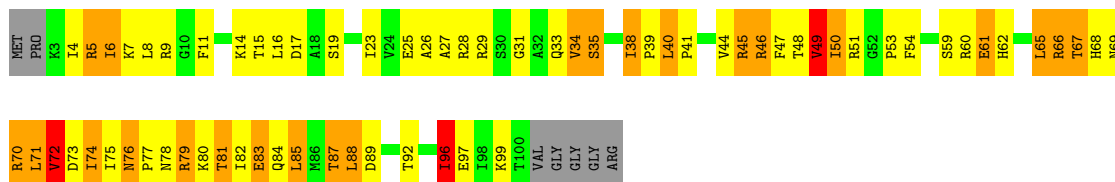


- Molecule 9: RIBOSOMAL PROTEIN S9



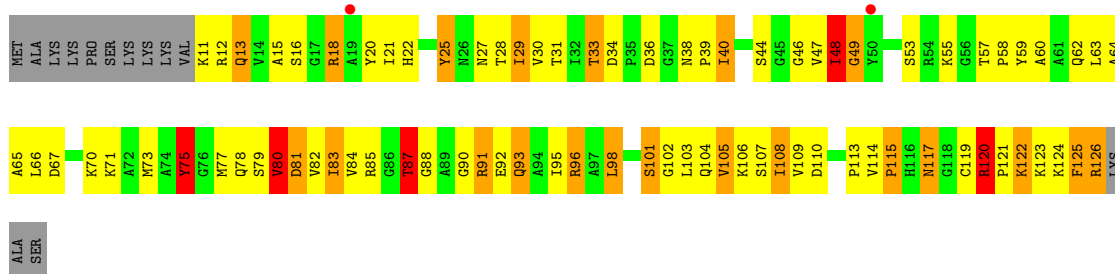
- Molecule 10: RIBOSOMAL PROTEIN S10

Chain J: 



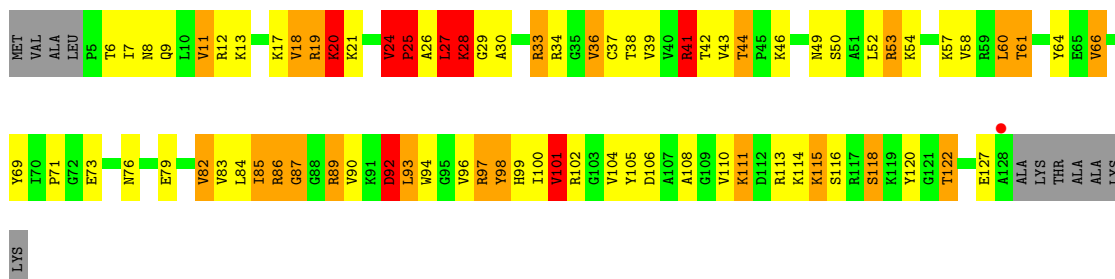
- Molecule 11: RIBOSOMAL PROTEIN S11

Chain K: 



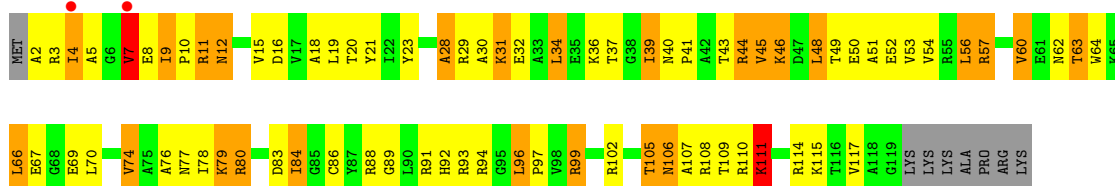
- Molecule 12: RIBOSOMAL PROTEIN S12

Chain L: 



- Molecule 13: RIBOSOMAL PROTEIN S13

Chain M: 

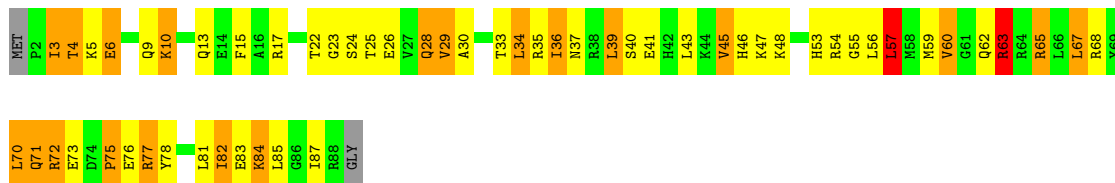


- Molecule 14: RIBOSOMAL PROTEIN S14

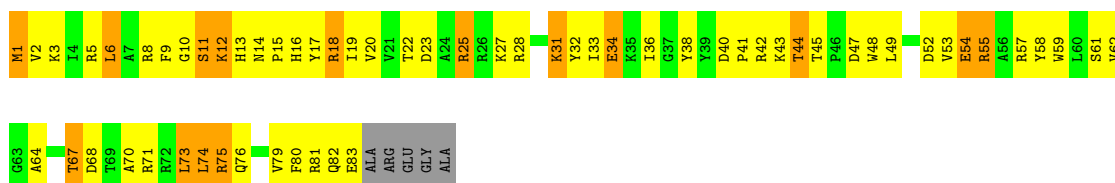
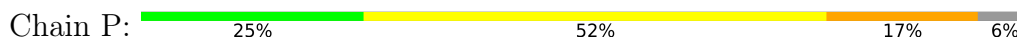
Chain N: 



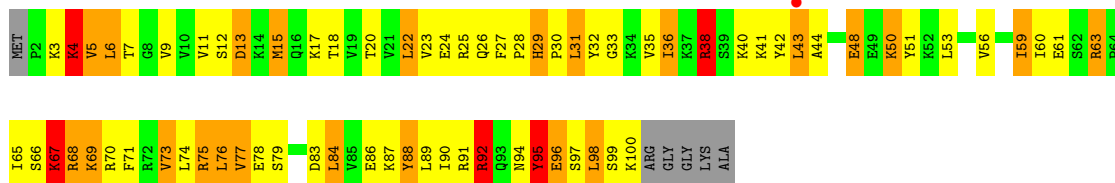
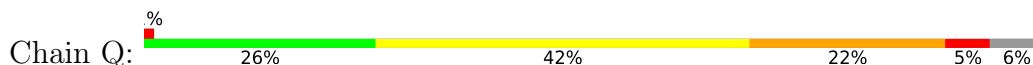
• Molecule 15: RIBOSOMAL PROTEIN S15



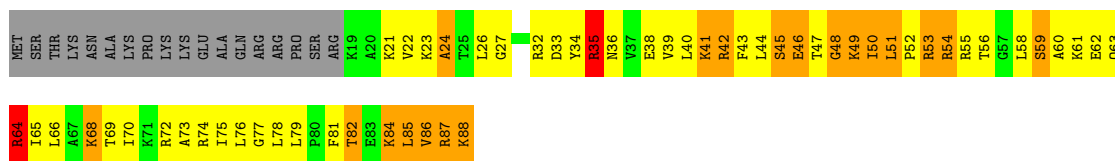
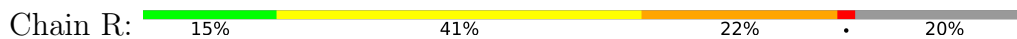
• Molecule 16: RIBOSOMAL PROTEIN S16



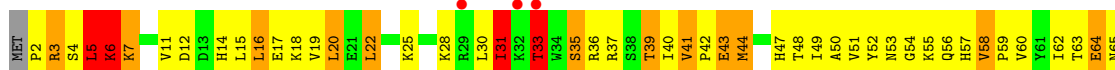
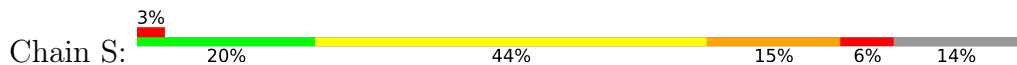
• Molecule 17: RIBOSOMAL PROTEIN S17



• Molecule 18: RIBOSOMAL PROTEIN S18


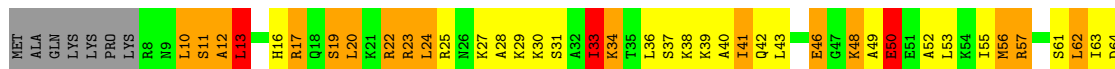
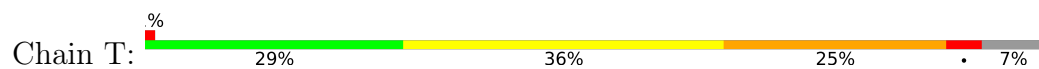


• Molecule 19: RIBOSOMAL PROTEIN S19

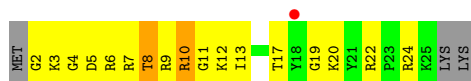




- Molecule 20: RIBOSOMAL PROTEIN S20



- Molecule 21: RIBOSOMAL PROTEIN THX



4 Data and refinement statistics

Property	Value	Source
Space group	P 41 21 2	Depositor
Cell constants a, b, c, α , β , γ	400.31Å 400.31Å 214.78Å 90.00° 90.00° 90.00°	Depositor
Resolution (Å)	49.85 – 3.74 49.85 – 3.74	Depositor EDS
% Data completeness (in resolution range)	99.7 (49.85-3.74) 99.7 (49.85-3.74)	Depositor EDS
R_{merge}	0.13	Depositor
R_{sym}	(Not available)	Depositor
$\langle I/\sigma(I) \rangle$ ¹	2.05 (at 3.77Å)	Xtrriage
Refinement program	PHENIX dev_1119	Depositor
R, R_{free}	0.137 , 0.187 0.137 , 0.188	Depositor DCC
R_{free} test set	8973 reflections (5.05%)	wwPDB-VP
Wilson B-factor (Å ²)	154.8	Xtrriage
Anisotropy	0.006	Xtrriage
Bulk solvent k_{sol} (e/Å ³), B_{sol} (Å ²)	0.29 , 160.7	EDS
L-test for twinning ²	$\langle L \rangle = 0.46$, $\langle L^2 \rangle = 0.29$	Xtrriage
Estimated twinning fraction	No twinning to report.	Xtrriage
F_o, F_c correlation	0.97	EDS
Total number of atoms	53563	wwPDB-VP
Average B, all atoms (Å ²)	154.0	wwPDB-VP

Xtrriage's analysis on translational NCS is as follows: *The largest off-origin peak in the Patterson function is 1.70% of the height of the origin peak. No significant pseudotranslation is detected.*

¹Intensities estimated from amplitudes.

²Theoretical values of $\langle |L| \rangle$, $\langle L^2 \rangle$ for acentric reflections are 0.5, 0.333 respectively for untwinned datasets, and 0.375, 0.2 for perfectly twinned datasets.

5 Model quality i

5.1 Standard geometry i

Bond lengths and bond angles in the following residue types are not validated in this section: SRY, 2MG, UR3, MA6, MG, PSU, M2G, 4OC, ZN, 7MG, 5MC

The Z score for a bond length (or angle) is the number of standard deviations the observed value is removed from the expected value. A bond length (or angle) with $|Z| > 5$ is considered an outlier worth inspection. RMSZ is the root-mean-square of all Z scores of the bond lengths (or angles).

Mol	Chain	Bond lengths		Bond angles	
		RMSZ	# Z >5	RMSZ	# Z >5
1	A	1.86	872/36088 (2.4%)	3.13	6102/56318 (10.8%)
2	B	1.17	6/1935 (0.3%)	1.37	17/2609 (0.7%)
3	C	1.15	3/1636 (0.2%)	1.30	10/2205 (0.5%)
4	D	1.26	4/1733 (0.2%)	1.43	16/2318 (0.7%)
5	E	1.45	9/1162 (0.8%)	1.57	14/1564 (0.9%)
6	F	1.20	0/856	1.37	5/1154 (0.4%)
7	G	1.12	3/1276 (0.2%)	1.25	3/1709 (0.2%)
8	H	1.41	5/1136 (0.4%)	1.55	13/1527 (0.9%)
9	I	1.00	0/1029	1.36	16/1379 (1.2%)
10	J	1.17	0/805	1.47	9/1082 (0.8%)
11	K	1.12	2/879 (0.2%)	1.40	9/1187 (0.8%)
12	L	1.74	21/994 (2.1%)	1.80	27/1331 (2.0%)
13	M	1.08	1/947 (0.1%)	1.22	3/1270 (0.2%)
14	N	1.24	2/501 (0.4%)	1.42	6/664 (0.9%)
15	O	1.25	5/740 (0.7%)	1.48	11/987 (1.1%)
16	P	1.23	0/716	1.45	7/963 (0.7%)
17	Q	1.54	9/836 (1.1%)	1.66	17/1117 (1.5%)
18	R	1.25	0/579	1.47	5/768 (0.7%)
19	S	1.16	2/661 (0.3%)	1.39	9/890 (1.0%)
20	T	1.23	2/765 (0.3%)	1.52	12/1007 (1.2%)
21	U	1.20	0/212	1.20	1/277 (0.4%)
All	All	1.67	946/55486 (1.7%)	2.71	6312/82326 (7.7%)

Chiral center outliers are detected by calculating the chiral volume of a chiral center and verifying if the center is modelled as a planar moiety or with the opposite hand. A planarity outlier is detected by checking planarity of atoms in a peptide group, atoms in a mainchain group or atoms of a sidechain that are expected to be planar.

Mol	Chain	#Chirality outliers	#Planarity outliers
2	B	0	4
3	C	0	4

Continued on next page...

Continued from previous page...

Mol	Chain	#Chirality outliers	#Planarity outliers
4	D	0	5
5	E	0	2
6	F	0	1
8	H	0	1
9	I	0	1
10	J	0	2
11	K	0	2
12	L	0	5
13	M	0	3
14	N	0	1
17	Q	0	2
18	R	0	3
19	S	0	1
20	T	0	3
All	All	0	40

All (946) bond length outliers are listed below:

Mol	Chain	Res	Type	Atoms	Z	Observed(Å)	Ideal(Å)
1	A	279	A	N9-C4	-16.47	1.27	1.37
1	A	1415	G	N9-C4	15.77	1.50	1.38
1	A	1393	U	C4-O4	13.77	1.34	1.23
1	A	239	U	C4-O4	12.59	1.33	1.23
1	A	372	C	N1-C2	12.45	1.52	1.40
1	A	1397	C	N3-C4	12.26	1.42	1.33
1	A	1502	A	N9-C4	-12.25	1.30	1.37
1	A	333	G	C6-O6	12.24	1.35	1.24
1	A	1492	A	N9-C4	12.23	1.45	1.37
1	A	1509	C	N1-C6	-12.05	1.29	1.37
1	A	1502	A	C5-C6	-12.00	1.30	1.41
4	D	12	CYS	CB-SG	11.98	2.02	1.82
1	A	523	A	N3-C4	-11.85	1.27	1.34
1	A	1346	A	N9-C4	-11.56	1.30	1.37
1	A	782	A	N3-C4	-11.24	1.28	1.34
1	A	839	U	C4-C5	11.11	1.53	1.43
1	A	814	A	N9-C4	-11.08	1.31	1.37
1	A	1529	G	N7-C5	-10.95	1.32	1.39
1	A	439	A	N9-C4	-10.95	1.31	1.37
1	A	1499	A	N3-C4	-10.87	1.28	1.34
1	A	975	A	N9-C4	-10.82	1.31	1.37
1	A	279	A	N7-C5	-10.82	1.32	1.39
1	A	108	G	N9-C4	-10.64	1.29	1.38

Continued on next page...

Continued from previous page...

Mol	Chain	Res	Type	Atoms	Z	Observed(Å)	Ideal(Å)
1	A	266	G	N9-C4	-10.60	1.29	1.38
1	A	484	G	C6-N1	-10.50	1.32	1.39
1	A	1513	A	N9-C4	-10.49	1.31	1.37
1	A	26	A	N3-C4	-10.47	1.28	1.34
1	A	903	G	N3-C4	-10.46	1.28	1.35
1	A	580	U	C4-O4	10.35	1.31	1.23
1	A	1497	G	N7-C5	-10.28	1.33	1.39
1	A	108	G	N1-C2	10.27	1.46	1.37
1	A	47	C	N1-C6	-10.24	1.31	1.37
1	A	569	C	N3-C4	-10.17	1.26	1.33
1	A	1530	G	C6-N1	10.15	1.46	1.39
12	L	127	GLU	CG-CD	10.13	1.67	1.51
1	A	403	C	N1-C6	-10.10	1.31	1.37
1	A	1397	C	N1-C6	10.06	1.43	1.37
1	A	792	A	N3-C4	-10.02	1.28	1.34
1	A	1393	U	C2-N3	10.00	1.44	1.37
1	A	918	A	C5-C4	-9.95	1.31	1.38
12	L	127	GLU	CB-CG	9.94	1.71	1.52
1	A	325	A	N9-C4	-9.89	1.31	1.37
1	A	1492	A	N3-C4	9.89	1.40	1.34
1	A	144	G	C6-N1	9.79	1.46	1.39
1	A	1414	U	C4-O4	9.72	1.31	1.23
1	A	204	U	C2-N3	9.70	1.44	1.37
1	A	298	A	N3-C4	-9.70	1.29	1.34
1	A	1415	G	C2-N3	9.67	1.40	1.32
1	A	859	A	N9-C4	-9.62	1.32	1.37
1	A	109	A	N9-C4	-9.59	1.32	1.37
1	A	729	A	N3-C4	-9.58	1.29	1.34
1	A	889	A	N3-C4	-9.58	1.29	1.34
1	A	250	A	C5-C4	9.57	1.45	1.38
1	A	651	C	C2-N3	9.56	1.43	1.35
1	A	1523	G	N7-C5	-9.54	1.33	1.39
1	A	1499	A	N9-C4	-9.49	1.32	1.37
1	A	758	G	N7-C5	-9.47	1.33	1.39
1	A	144	G	C5-C4	9.46	1.45	1.38
1	A	144	G	N1-C2	9.41	1.45	1.37
1	A	859	A	N3-C4	-9.37	1.29	1.34
1	A	1393	U	N3-C4	9.29	1.46	1.38
1	A	903	G	C5-C4	-9.26	1.31	1.38
1	A	532	A	N9-C4	9.21	1.43	1.37
1	A	1529	G	N3-C4	-9.20	1.29	1.35
1	A	781	A	N9-C4	-9.17	1.32	1.37

Continued on next page...

Continued from previous page...

Mol	Chain	Res	Type	Atoms	Z	Observed(Å)	Ideal(Å)
1	A	789	U	C4-O4	9.13	1.30	1.23
1	A	1506	U	C2-O2	9.09	1.30	1.22
1	A	1415	G	C5-C4	9.08	1.44	1.38
1	A	930	C	N3-C4	-9.02	1.27	1.33
12	L	98	TYR	CZ-OH	8.97	1.53	1.37
8	H	94	TYR	CD2-CE2	8.92	1.52	1.39
1	A	144	G	C6-O6	8.89	1.32	1.24
1	A	715	A	N9-C4	-8.88	1.32	1.37
1	A	26	A	C6-N1	-8.87	1.29	1.35
1	A	289	G	N7-C5	-8.85	1.33	1.39
1	A	1514	C	N3-C4	-8.84	1.27	1.33
1	A	782	A	N9-C4	-8.83	1.32	1.37
1	A	778	G	N9-C8	-8.73	1.31	1.37
1	A	635	G	C6-O6	8.70	1.31	1.24
1	A	130	A	N3-C4	-8.67	1.29	1.34
1	A	556	C	N1-C6	-8.66	1.31	1.37
1	A	1397	C	C2-N3	8.64	1.42	1.35
1	A	792	A	N9-C4	-8.63	1.32	1.37
1	A	1529	G	N9-C8	-8.59	1.31	1.37
1	A	569	C	N1-C6	-8.57	1.32	1.37
1	A	1401	G	C5-C4	-8.57	1.32	1.38
1	A	1075	C	N1-C6	-8.55	1.32	1.37
1	A	360	A	N9-C4	-8.54	1.32	1.37
1	A	1124	G	N9-C4	8.53	1.44	1.38
1	A	920	U	C2-N3	-8.52	1.31	1.37
1	A	529	G	N7-C5	-8.51	1.34	1.39
1	A	830	G	N7-C5	8.51	1.44	1.39
1	A	524	G	C5-C4	-8.50	1.32	1.38
1	A	722	A	N9-C4	-8.49	1.32	1.37
1	A	149	A	N3-C4	-8.48	1.29	1.34
1	A	389	A	N9-C4	8.45	1.43	1.37
1	A	203	U	C2-N3	8.42	1.43	1.37
1	A	360	A	N3-C4	-8.41	1.29	1.34
1	A	900	A	N7-C5	-8.39	1.34	1.39
1	A	1442	G	N3-C4	8.37	1.41	1.35
1	A	1450	U	C4-O4	8.33	1.30	1.23
1	A	1516	G	C6-N1	8.29	1.45	1.39
1	A	1529	G	N9-C4	-8.29	1.31	1.38
1	A	964	A	N3-C4	-8.28	1.29	1.34
12	L	26	ALA	CA-CB	8.25	1.69	1.52
1	A	439	A	N3-C4	-8.24	1.29	1.34
1	A	964	A	N9-C4	-8.23	1.32	1.37

Continued on next page...

Continued from previous page...

Mol	Chain	Res	Type	Atoms	Z	Observed(Å)	Ideal(Å)
1	A	1126	U	P-O5'	8.20	1.68	1.59
1	A	803	G	N3-C4	-8.19	1.29	1.35
1	A	1136	U	C2-N3	8.18	1.43	1.37
1	A	968	A	N3-C4	8.13	1.39	1.34
1	A	651	C	C2-O2	8.12	1.31	1.24
12	L	57	LYS	CD-CE	8.12	1.71	1.51
1	A	509	A	N7-C5	-8.10	1.34	1.39
1	A	14	U	C2-N3	-8.06	1.32	1.37
1	A	518	C	N1-C2	8.06	1.48	1.40
1	A	903	G	C6-N1	-8.02	1.33	1.39
1	A	120	A	N3-C4	-8.01	1.30	1.34
1	A	62	U	C4-O4	8.00	1.30	1.23
1	A	601	C	N1-C6	-7.98	1.32	1.37
1	A	1521	G	C5-C4	-7.96	1.32	1.38
1	A	122	G	N7-C5	-7.94	1.34	1.39
1	A	1125	U	C5-C6	-7.93	1.27	1.34
1	A	1505	G	N9-C8	-7.92	1.32	1.37
1	A	1508	G	C6-N1	-7.88	1.34	1.39
1	A	669	U	C2-O2	7.87	1.29	1.22
1	A	900	A	N9-C4	-7.86	1.33	1.37
1	A	762	C	N1-C6	-7.83	1.32	1.37
1	A	289	G	C5-C4	-7.82	1.32	1.38
1	A	563	A	N9-C4	-7.81	1.33	1.37
1	A	122	G	C5-C6	-7.79	1.34	1.42
1	A	550	G	C6-N1	-7.78	1.34	1.39
1	A	1530	G	N7-C5	7.78	1.44	1.39
1	A	801	U	C2-N3	-7.77	1.32	1.37
1	A	267	C	N3-C4	-7.73	1.28	1.33
1	A	279	A	N3-C4	-7.73	1.30	1.34
1	A	62	U	C2-N3	7.71	1.43	1.37
1	A	1502	A	N7-C5	-7.71	1.34	1.39
1	A	1003	G	N9-C4	7.67	1.44	1.38
1	A	1442	G	N9-C4	7.67	1.44	1.38
1	A	236	G	N1-C2	-7.64	1.31	1.37
1	A	70	G	N9-C4	-7.63	1.31	1.38
1	A	1095	U	C2-O2	-7.63	1.15	1.22
1	A	1102	A	N7-C5	-7.62	1.34	1.39
1	A	130	A	N9-C4	-7.60	1.33	1.37
1	A	622	A	N9-C4	-7.60	1.33	1.37
1	A	320	C	N1-C6	-7.59	1.32	1.37
1	A	818	G	C6-O6	7.59	1.30	1.24
1	A	664	G	N9-C8	-7.58	1.32	1.37

Continued on next page...

Continued from previous page...

Mol	Chain	Res	Type	Atoms	Z	Observed(Å)	Ideal(Å)
1	A	722	A	N3-C4	-7.58	1.30	1.34
1	A	149	A	N9-C4	-7.55	1.33	1.37
1	A	333	G	C6-N1	7.53	1.44	1.39
1	A	1394	A	N9-C4	-7.53	1.33	1.37
1	A	154	C	C2-N3	-7.52	1.29	1.35
1	A	262	A	N7-C5	7.52	1.43	1.39
1	A	1227	A	N3-C4	-7.52	1.30	1.34
1	A	817	C	N1-C6	-7.52	1.32	1.37
1	A	746	A	N3-C4	-7.51	1.30	1.34
1	A	841	U	N1-C2	7.50	1.45	1.38
1	A	720	C	N1-C2	7.50	1.47	1.40
1	A	1499	A	C6-N1	-7.48	1.30	1.35
1	A	815	A	N3-C4	-7.47	1.30	1.34
1	A	883	C	N1-C6	-7.47	1.32	1.37
1	A	1509	C	N3-C4	-7.47	1.28	1.33
12	L	98	TYR	CD2-CE2	7.46	1.50	1.39
8	H	135	CYS	CB-SG	-7.46	1.69	1.82
1	A	523	A	N9-C4	-7.45	1.33	1.37
1	A	531	U	C4-O4	7.45	1.29	1.23
1	A	1392	G	C6-N1	-7.45	1.34	1.39
1	A	452	A	N9-C4	-7.44	1.33	1.37
1	A	778	G	C8-N7	-7.44	1.26	1.30
1	A	910	C	N1-C6	-7.41	1.32	1.37
1	A	379	C	N1-C6	-7.41	1.32	1.37
1	A	715	A	N3-C4	-7.40	1.30	1.34
1	A	54	C	N1-C6	-7.40	1.32	1.37
1	A	883	C	N1-C2	-7.40	1.32	1.40
1	A	524	G	N9-C8	-7.38	1.32	1.37
1	A	1236	A	C5-C6	-7.38	1.34	1.41
1	A	768	A	N7-C5	-7.37	1.34	1.39
1	A	6	G	N9-C4	-7.37	1.32	1.38
1	A	1302	U	N1-C2	7.37	1.45	1.38
1	A	1516	G	N1-C2	7.36	1.43	1.37
1	A	60	A	N3-C4	-7.33	1.30	1.34
1	A	590	C	N1-C6	-7.32	1.32	1.37
1	A	1125	U	P-O5'	7.31	1.67	1.59
13	M	7	VAL	CA-CB	7.30	1.70	1.54
1	A	898	G	N7-C5	-7.29	1.34	1.39
1	A	1308	U	C4-O4	7.27	1.29	1.23
1	A	1127	G	N7-C5	-7.26	1.34	1.39
1	A	1397	C	C2-O2	7.26	1.30	1.24
1	A	579	G	N7-C5	-7.25	1.34	1.39

Continued on next page...

Continued from previous page...

Mol	Chain	Res	Type	Atoms	Z	Observed(Å)	Ideal(Å)
1	A	810	C	N3-C4	-7.25	1.28	1.33
1	A	579	G	C5-C6	-7.25	1.35	1.42
1	A	484	G	N1-C2	-7.24	1.31	1.37
1	A	81	U	C2-N3	7.22	1.42	1.37
1	A	250	A	C6-N1	7.22	1.40	1.35
1	A	532	A	C5-C4	7.22	1.43	1.38
1	A	108	G	N3-C4	-7.22	1.30	1.35
17	Q	28	PRO	CA-C	-7.21	1.38	1.52
17	Q	67	LYS	CD-CE	7.21	1.69	1.51
1	A	1110	A	N3-C4	-7.20	1.30	1.34
1	A	50	A	C6-N1	-7.19	1.30	1.35
1	A	1086	U	C2-N3	7.19	1.42	1.37
1	A	1501	C	N3-C4	-7.19	1.28	1.33
1	A	532	A	N3-C4	7.18	1.39	1.34
1	A	729	A	N9-C8	-7.18	1.32	1.37
1	A	43	C	C2-O2	7.17	1.30	1.24
1	A	1205	U	C2-N3	-7.16	1.32	1.37
1	A	300	A	N9-C4	-7.15	1.33	1.37
1	A	51	A	C5-C6	-7.14	1.34	1.41
12	L	57	LYS	CB-CG	7.14	1.71	1.52
1	A	1461	G	N9-C4	-7.13	1.32	1.38
1	A	839	U	N1-C2	7.13	1.45	1.38
1	A	276	G	C6-O6	7.13	1.30	1.24
1	A	887	G	N3-C4	-7.11	1.30	1.35
1	A	122	G	C5-C4	-7.11	1.33	1.38
1	A	1506	U	N1-C2	7.10	1.45	1.38
1	A	900	A	C5-C6	-7.09	1.34	1.41
1	A	722	A	C5-C6	-7.08	1.34	1.41
1	A	364	A	N7-C5	-7.07	1.35	1.39
1	A	1393	U	C5-C6	7.06	1.40	1.34
1	A	251	G	C5-C4	7.05	1.43	1.38
1	A	26	A	N7-C5	-7.05	1.35	1.39
1	A	729	A	C5-C4	-7.03	1.33	1.38
1	A	1125	U	O3'-P	7.02	1.69	1.61
1	A	1438	G	N3-C4	-7.01	1.30	1.35
1	A	1502	A	N3-C4	-7.00	1.30	1.34
1	A	787	A	N9-C4	-6.99	1.33	1.37
1	A	769	G	N7-C5	-6.99	1.35	1.39
1	A	949	A	N9-C4	-6.99	1.33	1.37
1	A	1230	C	C2-O2	6.98	1.30	1.24
1	A	778	G	C6-O6	6.98	1.30	1.24
1	A	898	G	C5-C6	-6.97	1.35	1.42

Continued on next page...

Continued from previous page...

Mol	Chain	Res	Type	Atoms	Z	Observed(Å)	Ideal(Å)
1	A	1086	U	N1-C2	6.97	1.44	1.38
1	A	250	A	N1-C2	6.96	1.40	1.34
1	A	986	A	N9-C4	-6.95	1.33	1.37
1	A	787	A	N3-C4	-6.95	1.30	1.34
1	A	293	G	N3-C4	-6.94	1.30	1.35
1	A	1106	G	N7-C5	-6.93	1.35	1.39
15	O	34	LEU	CG-CD1	6.93	1.77	1.51
1	A	553	A	N3-C4	-6.93	1.30	1.34
1	A	282	A	C5-C6	-6.90	1.34	1.41
1	A	357	G	C5-C4	-6.90	1.33	1.38
1	A	1139	G	C5-C4	6.90	1.43	1.38
1	A	823	G	N9-C4	-6.89	1.32	1.38
1	A	236	G	C6-N1	-6.88	1.34	1.39
1	A	799	G	C6-N1	-6.87	1.34	1.39
1	A	722	A	N7-C5	-6.87	1.35	1.39
1	A	251	G	N7-C5	6.86	1.43	1.39
1	A	1492	A	N7-C5	6.86	1.43	1.39
1	A	32	A	C6-N1	-6.84	1.30	1.35
1	A	396	G	N7-C5	-6.84	1.35	1.39
1	A	676	A	N1-C2	-6.84	1.28	1.34
1	A	584	G	C5-C4	-6.84	1.33	1.38
1	A	701	C	N1-C6	-6.83	1.33	1.37
1	A	41	G	N3-C4	-6.82	1.30	1.35
1	A	134	A	N3-C4	-6.82	1.30	1.34
1	A	1191	A	C5-C6	-6.80	1.34	1.41
1	A	1529	G	C6-N1	-6.80	1.34	1.39
1	A	1487	G	N1-C2	-6.79	1.32	1.37
1	A	284	G	C6-O6	6.79	1.30	1.24
12	L	57	LYS	CE-NZ	6.74	1.66	1.49
1	A	364	A	N9-C4	-6.74	1.33	1.37
1	A	1127	G	N9-C4	-6.73	1.32	1.38
1	A	767	A	N9-C4	-6.73	1.33	1.37
1	A	1505	G	C6-O6	6.73	1.30	1.24
1	A	313	A	N9-C4	-6.73	1.33	1.37
1	A	325	A	N3-C4	-6.73	1.30	1.34
1	A	310	G	C5-C4	-6.72	1.33	1.38
1	A	921	U	C2-N3	6.72	1.42	1.37
1	A	760	G	N7-C5	6.72	1.43	1.39
1	A	43	C	N1-C6	-6.71	1.33	1.37
1	A	1177	G	N7-C5	-6.71	1.35	1.39
1	A	1493	A	N9-C4	6.71	1.41	1.37
1	A	1394	A	N3-C4	-6.71	1.30	1.34

Continued on next page...

Continued from previous page...

Mol	Chain	Res	Type	Atoms	Z	Observed(Å)	Ideal(Å)
1	A	1487	G	C6-N1	-6.71	1.34	1.39
1	A	338	A	N9-C4	-6.70	1.33	1.37
1	A	735	C	C5-C6	-6.69	1.28	1.34
1	A	926	G	C5-C4	-6.69	1.33	1.38
12	L	98	TYR	CD1-CE1	6.69	1.49	1.39
1	A	230	G	C6-O6	6.69	1.30	1.24
1	A	1252	A	C5-C4	-6.69	1.34	1.38
1	A	651	C	N1-C6	6.69	1.41	1.37
1	A	1080	A	C5-C4	-6.68	1.34	1.38
1	A	284	G	C6-N1	6.68	1.44	1.39
1	A	908	A	C6-N1	-6.68	1.30	1.35
1	A	1190	G	C6-O6	6.68	1.30	1.24
1	A	59	A	N9-C4	-6.68	1.33	1.37
1	A	116	A	N9-C4	-6.67	1.33	1.37
1	A	1350	A	C5-C4	-6.67	1.34	1.38
1	A	521	G	N7-C5	6.67	1.43	1.39
1	A	329	A	C5-C6	-6.67	1.35	1.41
1	A	1530	G	N3-C4	6.64	1.40	1.35
1	A	819	A	N9-C4	-6.64	1.33	1.37
1	A	902	G	N9-C8	-6.64	1.33	1.37
1	A	47	C	N3-C4	-6.64	1.29	1.33
1	A	975	A	C5-C4	6.64	1.43	1.38
1	A	1528	U	C4-O4	-6.64	1.18	1.23
1	A	714	G	N9-C8	-6.63	1.33	1.37
1	A	767	A	N3-C4	-6.62	1.30	1.34
1	A	618	C	C2-O2	6.62	1.30	1.24
1	A	810	C	N1-C6	-6.61	1.33	1.37
1	A	6	G	N3-C4	-6.61	1.30	1.35
1	A	203	U	N3-C4	6.59	1.44	1.38
1	A	1529	G	C5-C4	-6.59	1.33	1.38
1	A	396	G	C6-N1	-6.59	1.34	1.39
1	A	1379	G	N9-C4	-6.59	1.32	1.38
1	A	734	G	C5-C6	-6.58	1.35	1.42
1	A	251	G	C6-O6	6.58	1.30	1.24
1	A	1373	G	N7-C5	-6.57	1.35	1.39
1	A	1177	G	C5-C6	-6.57	1.35	1.42
1	A	930	C	N1-C6	-6.56	1.33	1.37
1	A	198	G	C8-N7	-6.56	1.27	1.30
1	A	566	G	N7-C5	-6.56	1.35	1.39
1	A	193	C	N1-C6	-6.56	1.33	1.37
1	A	300	A	N3-C4	-6.56	1.30	1.34
1	A	55	A	N3-C4	-6.55	1.30	1.34

Continued on next page...

Continued from previous page...

Mol	Chain	Res	Type	Atoms	Z	Observed(Å)	Ideal(Å)
1	A	897	C	N3-C4	-6.55	1.29	1.33
1	A	908	A	N3-C4	-6.55	1.30	1.34
1	A	111	G	N9-C4	-6.54	1.32	1.38
14	N	61	TRP	CB-CG	-6.54	1.38	1.50
1	A	154	C	N1-C6	-6.53	1.33	1.37
1	A	500	G	N9-C4	-6.53	1.32	1.38
1	A	730	G	N9-C8	-6.53	1.33	1.37
1	A	653	A	N9-C4	6.53	1.41	1.37
1	A	394	G	C5-C4	-6.52	1.33	1.38
1	A	1054	C	N3-C4	6.52	1.38	1.33
1	A	1279	A	N7-C5	-6.52	1.35	1.39
1	A	1197	G	C6-N1	-6.52	1.34	1.39
1	A	319	G	N7-C5	-6.51	1.35	1.39
1	A	308	C	C2-O2	6.50	1.30	1.24
1	A	558	G	N3-C4	-6.49	1.30	1.35
1	A	1379	G	N7-C5	-6.49	1.35	1.39
1	A	1236	A	C5-C4	-6.49	1.34	1.38
1	A	109	A	N3-C4	-6.48	1.30	1.34
1	A	300	A	C6-N1	-6.47	1.31	1.35
1	A	108	G	N7-C5	-6.47	1.35	1.39
1	A	1136	U	N3-C4	6.47	1.44	1.38
1	A	184	G	C6-N1	-6.47	1.35	1.39
3	C	125	GLU	CG-CD	6.46	1.61	1.51
5	E	16	THR	CA-CB	6.46	1.70	1.53
1	A	51	A	C6-N6	-6.45	1.28	1.33
1	A	515	G	N7-C5	-6.45	1.35	1.39
1	A	769	G	N9-C8	-6.45	1.33	1.37
1	A	282	A	N3-C4	-6.44	1.30	1.34
1	A	545	C	N3-C4	-6.44	1.29	1.33
1	A	1528	U	N1-C6	-6.43	1.32	1.38
1	A	53	A	N3-C4	-6.42	1.30	1.34
1	A	728	A	N7-C5	-6.41	1.35	1.39
1	A	883	C	C2-O2	-6.41	1.18	1.24
1	A	839	U	C4-O4	6.41	1.28	1.23
1	A	862	C	N1-C6	-6.41	1.33	1.37
1	A	379	C	N3-C4	-6.41	1.29	1.33
1	A	929	G	C5-C4	-6.41	1.33	1.38
1	A	328	C	C2-O2	-6.40	1.18	1.24
1	A	666	G	C6-O6	6.40	1.29	1.24
1	A	1438	G	N9-C4	-6.39	1.32	1.38
12	L	36	VAL	CA-CB	-6.39	1.41	1.54
1	A	562	C	C2-N3	-6.39	1.30	1.35

Continued on next page...

Continued from previous page...

Mol	Chain	Res	Type	Atoms	Z	Observed(Å)	Ideal(Å)
12	L	57	LYS	CG-CD	6.39	1.74	1.52
1	A	44	G	C8-N7	-6.38	1.27	1.30
1	A	732	C	N1-C6	-6.37	1.33	1.37
1	A	396	G	N3-C4	-6.37	1.30	1.35
1	A	126	G	N3-C4	-6.37	1.30	1.35
1	A	276	G	C2-N2	-6.36	1.28	1.34
1	A	1194	U	N1-C6	-6.36	1.32	1.38
1	A	542	G	C2-N3	-6.35	1.27	1.32
1	A	289	G	C6-N1	-6.35	1.35	1.39
1	A	41	G	C2-N3	-6.34	1.27	1.32
1	A	721	G	N9-C4	6.33	1.43	1.38
1	A	1174	G	N7-C5	6.33	1.43	1.39
1	A	150	C	C2-O2	6.33	1.30	1.24
1	A	899	C	C2-N3	6.32	1.40	1.35
1	A	132	C	C2-O2	-6.32	1.18	1.24
1	A	723	U	C2-N3	6.32	1.42	1.37
1	A	1193	G	N9-C4	-6.30	1.32	1.38
1	A	230	G	C8-N7	-6.30	1.27	1.30
1	A	1504	G	N7-C5	-6.30	1.35	1.39
1	A	760	G	C5-C6	6.30	1.48	1.42
1	A	889	A	C6-N1	-6.30	1.31	1.35
1	A	121	C	C2-O2	6.30	1.30	1.24
12	L	66	VAL	CB-CG1	-6.30	1.39	1.52
1	A	734	G	N7-C5	-6.29	1.35	1.39
1	A	177	C	N1-C6	-6.29	1.33	1.37
1	A	234	C	C2-N3	-6.29	1.30	1.35
1	A	1514	C	N1-C6	-6.28	1.33	1.37
1	A	779	C	N1-C6	-6.27	1.33	1.37
5	E	148	VAL	CA-CB	-6.27	1.41	1.54
1	A	236	G	C5-C4	-6.27	1.33	1.38
1	A	311	C	N1-C6	-6.27	1.33	1.37
1	A	729	A	C6-N1	-6.25	1.31	1.35
1	A	574	A	C5-C6	-6.25	1.35	1.41
1	A	836	G	C6-N1	6.25	1.44	1.39
1	A	915	A	N9-C4	-6.24	1.34	1.37
1	A	1521	G	N9-C8	-6.24	1.33	1.37
1	A	510	A	N3-C4	-6.23	1.31	1.34
1	A	1405	G	C5-C6	-6.23	1.36	1.42
1	A	318	G	C2-N3	-6.23	1.27	1.32
1	A	722	A	C6-N1	-6.22	1.31	1.35
1	A	841	U	C2-N3	6.22	1.42	1.37
1	A	927	G	N9-C8	6.22	1.42	1.37

Continued on next page...

Continued from previous page...

Mol	Chain	Res	Type	Atoms	Z	Observed(Å)	Ideal(Å)
1	A	840	C	N3-C4	6.22	1.38	1.33
1	A	728	A	C6-N1	-6.22	1.31	1.35
1	A	1227	A	C5-C6	-6.21	1.35	1.41
12	L	98	TYR	CE2-CZ	6.21	1.46	1.38
1	A	741	G	N9-C8	-6.20	1.33	1.37
1	A	122	G	C8-N7	-6.19	1.27	1.30
1	A	190(D)	U	N1-C2	6.19	1.44	1.38
1	A	1451	A	N9-C4	-6.19	1.34	1.37
1	A	319	G	N3-C4	-6.19	1.31	1.35
1	A	874	G	N9-C8	-6.18	1.33	1.37
1	A	1139	G	C5-C6	6.18	1.48	1.42
1	A	574	A	N7-C5	-6.18	1.35	1.39
1	A	1460	A	N9-C4	-6.18	1.34	1.37
1	A	576	G	C6-N1	-6.17	1.35	1.39
1	A	676	A	N7-C5	6.17	1.43	1.39
1	A	938	A	N3-C4	-6.16	1.31	1.34
1	A	955	U	C2-N3	-6.16	1.33	1.37
1	A	1493	A	N3-C4	6.16	1.38	1.34
1	A	723	U	C4-O4	6.16	1.28	1.23
1	A	1124	G	C5-C4	6.16	1.42	1.38
1	A	786	G	N7-C5	-6.15	1.35	1.39
1	A	923	A	C6-N1	-6.15	1.31	1.35
1	A	282	A	C5-C4	-6.15	1.34	1.38
1	A	357	G	N1-C2	-6.15	1.32	1.37
1	A	1488	G	N9-C8	-6.15	1.33	1.37
1	A	553	A	C6-N1	-6.15	1.31	1.35
1	A	769	G	C5-C4	-6.15	1.34	1.38
15	O	3	ILE	CA-CB	6.15	1.69	1.54
5	E	149	GLU	CG-CD	6.14	1.61	1.51
1	A	687	A	N9-C8	-6.13	1.32	1.37
2	B	97	TRP	CG-CD1	6.13	1.45	1.36
1	A	524	G	N7-C5	-6.11	1.35	1.39
1	A	307	C	N3-C4	6.11	1.38	1.33
1	A	1236	A	N9-C4	-6.11	1.34	1.37
1	A	497	A	N3-C4	-6.11	1.31	1.34
1	A	655	A	C6-N6	-6.11	1.29	1.33
1	A	333	G	C2-N3	-6.10	1.27	1.32
1	A	1197	G	N3-C4	-6.10	1.31	1.35
1	A	1497	G	N9-C8	-6.09	1.33	1.37
1	A	494	G	N7-C5	-6.09	1.35	1.39
1	A	1075	C	N3-C4	-6.09	1.29	1.33
1	A	782	A	C6-N1	-6.08	1.31	1.35

Continued on next page...

Continued from previous page...

Mol	Chain	Res	Type	Atoms	Z	Observed(Å)	Ideal(Å)
1	A	712	A	N3-C4	-6.08	1.31	1.34
1	A	921	U	C4-O4	6.08	1.28	1.23
1	A	875	C	N3-C4	-6.07	1.29	1.33
1	A	293	G	N9-C4	-6.07	1.33	1.38
1	A	662	G	C5-C4	6.07	1.42	1.38
1	A	818	G	C5-C6	6.07	1.48	1.42
1	A	853	G	C2-N3	6.06	1.37	1.32
1	A	784	C	N1-C6	-6.06	1.33	1.37
8	H	49	GLU	CG-CD	6.06	1.61	1.51
1	A	569	C	C2-N3	-6.06	1.30	1.35
1	A	1485	U	C4-O4	6.06	1.28	1.23
1	A	792	A	N7-C5	-6.05	1.35	1.39
1	A	672	U	C4-O4	6.05	1.28	1.23
1	A	315	A	N9-C4	-6.04	1.34	1.37
1	A	28	G	N3-C4	-6.04	1.31	1.35
1	A	887	G	C2-N3	-6.04	1.27	1.32
1	A	1222	G	N1-C2	6.03	1.42	1.37
1	A	900	A	C5-C4	-6.02	1.34	1.38
1	A	1490	C	N3-C4	-6.02	1.29	1.33
1	A	1505	G	C8-N7	-6.02	1.27	1.30
1	A	413	G	N9-C4	-6.01	1.33	1.38
1	A	644	G	C5-C4	-6.01	1.34	1.38
1	A	803	G	N1-C2	-6.01	1.32	1.37
1	A	1443	G	N9-C4	-6.01	1.33	1.38
1	A	836	G	N1-C2	6.01	1.42	1.37
1	A	929	G	N9-C8	-6.01	1.33	1.37
1	A	578	C	N3-C4	-6.00	1.29	1.33
1	A	1147	C	N1-C2	6.00	1.46	1.40
17	Q	24	GLU	CG-CD	6.00	1.60	1.51
1	A	51	A	N9-C4	-5.99	1.34	1.37
1	A	81	U	N3-C4	5.99	1.43	1.38
1	A	918	A	C6-N1	-5.99	1.31	1.35
1	A	832	C	N1-C6	-5.99	1.33	1.37
1	A	553	A	N9-C4	-5.98	1.34	1.37
1	A	542	G	N3-C4	-5.97	1.31	1.35
1	A	1370	G	N7-C5	-5.97	1.35	1.39
19	S	80	TYR	CD2-CE2	5.97	1.48	1.39
1	A	910	C	C2-O2	-5.97	1.19	1.24
1	A	1366	C	C2-N3	-5.97	1.30	1.35
1	A	1526	G	C2-N3	-5.97	1.27	1.32
1	A	228	A	C6-N1	-5.97	1.31	1.35
1	A	289	G	N3-C4	-5.97	1.31	1.35

Continued on next page...

Continued from previous page...

Mol	Chain	Res	Type	Atoms	Z	Observed(Å)	Ideal(Å)
1	A	865	A	N7-C5	-5.96	1.35	1.39
1	A	220	G	N7-C5	-5.95	1.35	1.39
1	A	1014	A	N9-C4	5.95	1.41	1.37
1	A	1202	G	N9-C4	-5.95	1.33	1.38
1	A	365	U	N1-C6	-5.95	1.32	1.38
1	A	906	G	N7-C5	-5.95	1.35	1.39
5	E	60	TYR	CE1-CZ	5.95	1.46	1.38
1	A	282	A	N9-C4	-5.95	1.34	1.37
15	O	60	VAL	CA-CB	-5.94	1.42	1.54
1	A	1374	A	C6-N1	-5.94	1.31	1.35
1	A	55	A	C6-N1	-5.94	1.31	1.35
1	A	263	A	N9-C4	-5.93	1.34	1.37
1	A	663	A	N9-C4	-5.93	1.34	1.37
1	A	797	C	N1-C6	-5.93	1.33	1.37
1	A	759	A	N9-C4	-5.92	1.34	1.37
1	A	907	A	N3-C4	-5.92	1.31	1.34
1	A	573	A	N7-C5	-5.92	1.35	1.39
1	A	266	G	N7-C5	-5.91	1.35	1.39
1	A	1092	A	N9-C4	-5.91	1.34	1.37
1	A	338	A	N7-C5	-5.91	1.35	1.39
1	A	204	U	N3-C4	5.90	1.43	1.38
1	A	36	C	N1-C6	-5.90	1.33	1.37
1	A	111	G	C6-N1	5.90	1.43	1.39
1	A	760	G	N3-C4	-5.90	1.31	1.35
1	A	676	A	N9-C4	5.90	1.41	1.37
1	A	281	G	N1-C2	-5.90	1.33	1.37
14	N	27	CYS	CB-SG	-5.89	1.72	1.81
1	A	224	C	N1-C6	-5.89	1.33	1.37
1	A	481	G	N7-C5	-5.89	1.35	1.39
1	A	596	C	N3-C4	-5.88	1.29	1.33
11	K	105	VAL	CB-CG2	5.88	1.65	1.52
1	A	44	G	N3-C4	-5.88	1.31	1.35
1	A	576	G	N7-C5	-5.88	1.35	1.39
1	A	1529	G	C5-C6	-5.87	1.36	1.42
1	A	299	G	N3-C4	-5.87	1.31	1.35
1	A	515	G	N3-C4	-5.87	1.31	1.35
11	K	75	TYR	CE2-CZ	5.87	1.46	1.38
1	A	1079	G	N7-C5	-5.86	1.35	1.39
1	A	1124	G	N3-C4	5.86	1.39	1.35
1	A	1101	A	C6-N6	5.86	1.38	1.33
1	A	1514	C	C4-N4	-5.86	1.28	1.33
1	A	1252	A	N9-C8	-5.85	1.33	1.37

Continued on next page...

Continued from previous page...

Mol	Chain	Res	Type	Atoms	Z	Observed(Å)	Ideal(Å)
1	A	566	G	C5-C6	-5.85	1.36	1.42
1	A	331	G	N7-C5	-5.84	1.35	1.39
1	A	1193	G	N3-C4	-5.84	1.31	1.35
1	A	117	G	C6-N1	5.84	1.43	1.39
1	A	892	A	N3-C4	-5.84	1.31	1.34
1	A	61	G	N9-C4	-5.84	1.33	1.38
1	A	885	G	C2-N3	-5.83	1.28	1.32
1	A	438	G	C5-C6	5.83	1.48	1.42
1	A	1093	A	C5-C4	-5.82	1.34	1.38
1	A	1386	G	N9-C8	-5.82	1.33	1.37
1	A	133	U	C4-O4	5.82	1.28	1.23
1	A	298	A	N9-C4	-5.82	1.34	1.37
1	A	1510	U	C2-O2	5.82	1.27	1.22
1	A	908	A	N9-C4	-5.82	1.34	1.37
1	A	431	A	N9-C4	-5.81	1.34	1.37
1	A	1397	C	N1-C2	5.81	1.46	1.40
1	A	331	G	N9-C8	-5.81	1.33	1.37
1	A	533	A	C6-N1	-5.81	1.31	1.35
1	A	614	A	C5-C6	-5.80	1.35	1.41
1	A	900	A	N3-C4	-5.80	1.31	1.34
1	A	930	C	C2-N3	-5.79	1.31	1.35
1	A	675	A	N9-C4	-5.79	1.34	1.37
1	A	1374	A	N3-C4	-5.79	1.31	1.34
1	A	560	U	C2-N3	-5.79	1.33	1.37
1	A	568	G	C6-N1	-5.79	1.35	1.39
1	A	184	G	N9-C8	-5.78	1.33	1.37
8	H	20	TYR	CE2-CZ	5.78	1.46	1.38
1	A	1487	G	N9-C4	5.78	1.42	1.38
1	A	54	C	C4-C5	-5.77	1.38	1.43
1	A	1351	U	C2-N3	-5.77	1.33	1.37
1	A	814	A	N7-C5	-5.77	1.35	1.39
1	A	898	G	N3-C4	-5.77	1.31	1.35
1	A	975	A	N3-C4	-5.76	1.31	1.34
1	A	582	U	C2-N3	-5.76	1.33	1.37
1	A	896	C	N1-C6	-5.75	1.33	1.37
1	A	246	A	C5-C4	-5.75	1.34	1.38
17	Q	67	LYS	CB-CG	5.75	1.68	1.52
1	A	10	A	C6-N1	-5.75	1.31	1.35
1	A	1336	C	N1-C6	-5.75	1.33	1.37
1	A	1495	U	C4-O4	5.75	1.28	1.23
1	A	1506	U	C2-N3	5.75	1.41	1.37
1	A	1526	G	N3-C4	-5.75	1.31	1.35

Continued on next page...

Continued from previous page...

Mol	Chain	Res	Type	Atoms	Z	Observed(Å)	Ideal(Å)
1	A	42	G	C5-C6	-5.75	1.36	1.42
1	A	1388	C	N3-C4	-5.75	1.29	1.33
19	S	80	TYR	CE2-CZ	5.74	1.46	1.38
1	A	873	A	C5-C4	-5.74	1.34	1.38
1	A	854	G	N7-C5	-5.74	1.35	1.39
1	A	855	G	N3-C4	-5.73	1.31	1.35
1	A	149	A	C6-N1	-5.73	1.31	1.35
1	A	137	C	C2-O2	5.73	1.29	1.24
1	A	117	G	N1-C2	5.73	1.42	1.37
1	A	730	G	N3-C4	-5.72	1.31	1.35
4	D	112	VAL	CB-CG1	5.72	1.64	1.52
1	A	137	C	N1-C2	5.72	1.45	1.40
1	A	315	A	C6-N1	-5.72	1.31	1.35
1	A	802	A	N7-C5	-5.72	1.35	1.39
1	A	885	G	N3-C4	-5.72	1.31	1.35
1	A	53	A	C6-N1	-5.71	1.31	1.35
1	A	1468	A	N9-C4	-5.71	1.34	1.37
1	A	111	G	C6-O6	5.71	1.29	1.24
1	A	799	G	N9-C4	-5.71	1.33	1.38
1	A	19	C	N1-C6	-5.71	1.33	1.37
1	A	526	C	N1-C6	-5.71	1.33	1.37
1	A	623	C	N1-C6	-5.70	1.33	1.37
1	A	523	A	C6-N1	-5.70	1.31	1.35
1	A	637	G	N7-C5	5.69	1.42	1.39
7	G	103	TRP	CB-CG	-5.69	1.40	1.50
1	A	277	C	N1-C6	-5.69	1.33	1.37
1	A	235	C	N1-C6	-5.68	1.33	1.37
1	A	1020	U	N1-C2	5.68	1.43	1.38
1	A	44	G	N9-C8	-5.67	1.33	1.37
1	A	890	G	N9-C8	-5.67	1.33	1.37
1	A	331	G	C8-N7	-5.67	1.27	1.30
1	A	723	U	N1-C2	5.67	1.43	1.38
1	A	807	A	N7-C5	-5.66	1.35	1.39
1	A	903	G	N7-C5	-5.66	1.35	1.39
1	A	1414	U	C2-N3	5.66	1.41	1.37
1	A	1497	G	C6-N1	-5.65	1.35	1.39
1	A	1401	G	N9-C8	-5.65	1.33	1.37
1	A	1095	U	N1-C2	-5.64	1.33	1.38
1	A	1126	U	O3'-P	5.64	1.68	1.61
1	A	570	G	C5-C4	-5.64	1.34	1.38
1	A	1544	U	C4-O4	5.64	1.28	1.23
1	A	234	C	N3-C4	-5.63	1.30	1.33

Continued on next page...

Continued from previous page...

Mol	Chain	Res	Type	Atoms	Z	Observed(Å)	Ideal(Å)
5	E	60	TYR	CZ-OH	5.63	1.47	1.37
1	A	26	A	C5-C6	-5.63	1.35	1.41
1	A	338	A	N3-C4	-5.63	1.31	1.34
1	A	887	G	C5-C4	-5.62	1.34	1.38
1	A	806	C	C4-C5	-5.62	1.38	1.43
1	A	143	A	N3-C4	5.61	1.38	1.34
1	A	303	A	N3-C4	-5.61	1.31	1.34
1	A	750	G	N7-C5	5.61	1.42	1.39
1	A	691	G	N7-C5	-5.61	1.35	1.39
1	A	1508	G	N3-C4	-5.60	1.31	1.35
1	A	199	G	N9-C4	-5.60	1.33	1.38
1	A	333	G	N3-C4	-5.60	1.31	1.35
1	A	1415	G	N3-C4	5.60	1.39	1.35
17	Q	67	LYS	CE-NZ	5.60	1.63	1.49
1	A	785	G	C5-C4	-5.59	1.34	1.38
1	A	236	G	C8-N7	-5.59	1.27	1.30
1	A	635	G	C6-N1	5.59	1.43	1.39
1	A	1499	A	C5-C4	-5.59	1.34	1.38
20	T	12	ALA	CA-C	5.59	1.67	1.52
1	A	1222	G	C6-O6	5.58	1.29	1.24
1	A	903	G	N9-C8	-5.58	1.33	1.37
1	A	416	G	C6-N1	-5.57	1.35	1.39
1	A	58	C	N1-C6	-5.57	1.33	1.37
1	A	242	C	C5-C6	-5.57	1.29	1.34
1	A	368	U	N1-C6	-5.57	1.32	1.38
1	A	1251	A	N7-C5	-5.57	1.35	1.39
1	A	1442	G	C2-N3	5.57	1.37	1.32
1	A	828	A	N7-C5	-5.56	1.35	1.39
1	A	42	G	N7-C5	-5.56	1.35	1.39
1	A	117	G	N7-C5	-5.56	1.35	1.39
1	A	1495	U	C2-N3	5.56	1.41	1.37
1	A	1438	G	N9-C8	-5.55	1.33	1.37
7	G	83	ALA	CA-CB	5.54	1.64	1.52
1	A	402	G	N1-C2	-5.54	1.33	1.37
1	A	965	A	N9-C4	-5.54	1.34	1.37
1	A	281	G	C8-N7	-5.54	1.27	1.30
1	A	886	G	N7-C5	-5.54	1.35	1.39
1	A	1478	C	C2-N3	5.54	1.40	1.35
1	A	1499	A	N9-C8	-5.54	1.33	1.37
1	A	1439	C	C2-O2	5.54	1.29	1.24
1	A	566	G	C5-C4	-5.53	1.34	1.38
1	A	1080	A	N9-C8	-5.53	1.33	1.37

Continued on next page...

Continued from previous page...

Mol	Chain	Res	Type	Atoms	Z	Observed(Å)	Ideal(Å)
1	A	446	G	N3-C4	-5.53	1.31	1.35
1	A	62	U	C5-C6	5.52	1.39	1.34
1	A	1413	A	N3-C4	-5.52	1.31	1.34
1	A	590	C	C2-N3	-5.52	1.31	1.35
1	A	918	A	N3-C4	-5.52	1.31	1.34
1	A	111	G	N1-C2	5.51	1.42	1.37
1	A	678	U	C2-N3	-5.51	1.33	1.37
1	A	704	A	N9-C4	-5.51	1.34	1.37
1	A	117	G	C6-O6	5.51	1.29	1.24
1	A	728	A	N9-C4	-5.51	1.34	1.37
1	A	27	G	C5-C6	-5.51	1.36	1.42
7	G	76	ARG	CG-CD	5.51	1.65	1.51
1	A	239	U	C2-N3	5.50	1.41	1.37
1	A	1013	G	C5-C6	5.50	1.47	1.42
1	A	584	G	N9-C8	-5.50	1.33	1.37
1	A	955	U	N1-C6	-5.50	1.32	1.38
1	A	260	G	C5-C4	5.50	1.42	1.38
1	A	58	C	C4-C5	-5.50	1.38	1.43
1	A	506	G	C8-N7	-5.49	1.27	1.30
1	A	926	G	C2-N3	-5.49	1.28	1.32
1	A	522	C	C2-O2	5.49	1.29	1.24
1	A	43	C	N3-C4	-5.49	1.30	1.33
1	A	899	C	C2-O2	5.49	1.29	1.24
1	A	875	C	N1-C6	-5.49	1.33	1.37
1	A	543	C	N3-C4	-5.48	1.30	1.33
1	A	310	G	N9-C8	-5.48	1.34	1.37
1	A	357	G	N3-C4	-5.48	1.31	1.35
1	A	1222	G	C5-C4	5.48	1.42	1.38
1	A	1347	G	N3-C4	-5.47	1.31	1.35
12	L	120	TYR	CD2-CE2	5.47	1.47	1.39
1	A	123	C	N1-C6	-5.47	1.33	1.37
1	A	728	A	N3-C4	-5.47	1.31	1.34
1	A	921	U	N3-C4	5.47	1.43	1.38
12	L	18	VAL	CB-CG1	5.47	1.64	1.52
1	A	726	C	C4-C5	-5.46	1.38	1.43
1	A	1373	G	N9-C4	5.46	1.42	1.38
1	A	266	G	C5-C6	-5.45	1.36	1.42
1	A	1366	C	C2-O2	-5.45	1.19	1.24
1	A	308	C	C4-C5	-5.45	1.38	1.43
1	A	585	G	C5-C4	5.45	1.42	1.38
1	A	171	A	N9-C4	-5.45	1.34	1.37
1	A	300	A	N7-C5	-5.44	1.35	1.39

Continued on next page...

Continued from previous page...

Mol	Chain	Res	Type	Atoms	Z	Observed(Å)	Ideal(Å)
1	A	1212	U	C2-N3	5.44	1.41	1.37
1	A	1521	G	N7-C5	-5.44	1.35	1.39
1	A	117	G	P-O5'	-5.44	1.54	1.59
1	A	776	G	C5-C6	5.44	1.47	1.42
4	D	191	ARG	CG-CD	5.44	1.65	1.51
1	A	770	C	C2-N3	-5.44	1.31	1.35
1	A	196	A	N9-C4	-5.43	1.34	1.37
12	L	108	ALA	CA-CB	-5.43	1.41	1.52
1	A	757	U	C4-O4	5.43	1.27	1.23
1	A	353	A	C5-C4	-5.42	1.34	1.38
1	A	1225	A	N3-C4	-5.42	1.31	1.34
1	A	360	A	C5-C6	-5.42	1.36	1.41
17	Q	11	VAL	CB-CG2	-5.42	1.41	1.52
1	A	1357	A	C6-N1	-5.42	1.31	1.35
1	A	564	C	N1-C6	-5.41	1.33	1.37
12	L	39	VAL	CA-CB	-5.41	1.43	1.54
1	A	903	G	N9-C4	-5.41	1.33	1.38
1	A	50	A	N9-C4	-5.40	1.34	1.37
1	A	480	U	N1-C6	-5.40	1.33	1.38
1	A	839	U	C2-N3	5.40	1.41	1.37
5	E	148	VAL	CB-CG2	-5.40	1.41	1.52
1	A	236	G	N9-C8	-5.39	1.34	1.37
1	A	703	G	C6-O6	5.39	1.29	1.24
1	A	355	C	C4-C5	-5.39	1.38	1.43
1	A	357	G	C2-N3	-5.39	1.28	1.32
1	A	1388	C	N1-C6	-5.39	1.33	1.37
1	A	50	A	N3-C4	-5.39	1.31	1.34
1	A	262	A	N9-C4	-5.39	1.34	1.37
1	A	1521	G	C6-N1	-5.39	1.35	1.39
1	A	733	A	N9-C4	-5.38	1.34	1.37
1	A	1265	G	C6-O6	5.38	1.28	1.24
1	A	579	G	C5-C4	-5.38	1.34	1.38
1	A	53	A	C5-C6	-5.38	1.36	1.41
1	A	1333	A	N7-C5	-5.38	1.36	1.39
1	A	139	G	N3-C4	-5.38	1.31	1.35
1	A	372	C	C3'-C2'	5.38	1.58	1.52
17	Q	95	TYR	CE2-CZ	5.38	1.45	1.38
1	A	402	G	C2-N2	-5.37	1.29	1.34
1	A	545	C	N1-C6	-5.37	1.33	1.37
1	A	32	A	N3-C4	-5.37	1.31	1.34
2	B	170	GLU	CD-OE1	5.37	1.31	1.25
12	L	7	ILE	CA-CB	-5.37	1.42	1.54

Continued on next page...

Continued from previous page...

Mol	Chain	Res	Type	Atoms	Z	Observed(Å)	Ideal(Å)
1	A	93	G	N9-C4	-5.37	1.33	1.38
1	A	108	G	C5-C4	5.37	1.42	1.38
1	A	431	A	N3-C4	-5.36	1.31	1.34
1	A	241	C	N3-C4	-5.36	1.30	1.33
5	E	6	PHE	CB-CG	-5.36	1.42	1.51
1	A	550	G	C6-O6	-5.36	1.19	1.24
1	A	506	G	N3-C4	-5.36	1.31	1.35
1	A	120	A	C6-N1	-5.35	1.31	1.35
1	A	1401	G	N7-C5	-5.35	1.36	1.39
1	A	1348	U	C2-N3	-5.35	1.34	1.37
8	H	44	PHE	CB-CG	-5.34	1.42	1.51
1	A	814	A	N3-C4	-5.34	1.31	1.34
1	A	1099	G	N1-C2	5.34	1.42	1.37
1	A	1496	C	N3-C4	-5.34	1.30	1.33
17	Q	67	LYS	CG-CD	5.34	1.70	1.52
1	A	387	U	N1-C6	-5.33	1.33	1.38
1	A	1278	U	N3-C4	5.33	1.43	1.38
1	A	1196	U	N1-C2	5.33	1.43	1.38
1	A	1227	A	C5-C4	5.33	1.42	1.38
1	A	533	A	N3-C4	-5.33	1.31	1.34
1	A	1502	A	P-O5'	-5.33	1.54	1.59
1	A	873	A	N3-C4	-5.32	1.31	1.34
1	A	785	G	C2-N3	-5.32	1.28	1.32
1	A	452	A	N7-C5	-5.32	1.36	1.39
1	A	1068	G	N7-C5	-5.32	1.36	1.39
1	A	1080	A	C6-N1	-5.32	1.31	1.35
1	A	818	G	P-OP2	5.32	1.57	1.49
1	A	332	G	C2-N3	-5.31	1.28	1.32
1	A	356	A	N3-C4	-5.31	1.31	1.34
1	A	574	A	C5-C4	-5.30	1.35	1.38
1	A	547	A	N7-C5	-5.30	1.36	1.39
1	A	783	C	C2-O2	5.29	1.29	1.24
1	A	851	G	N7-C5	-5.29	1.36	1.39
1	A	1179	A	N9-C4	-5.29	1.34	1.37
1	A	1469	G	N3-C4	-5.29	1.31	1.35
1	A	828	A	N3-C4	5.29	1.38	1.34
1	A	304	U	N1-C2	5.28	1.43	1.38
1	A	1415	G	C1'-N9	5.28	1.56	1.48
1	A	1061	G	C6-O6	5.28	1.28	1.24
1	A	1236	A	C6-N6	-5.28	1.29	1.33
1	A	920	U	N3-C4	-5.28	1.33	1.38
1	A	1485	U	N1-C2	5.28	1.43	1.38

Continued on next page...

Continued from previous page...

Mol	Chain	Res	Type	Atoms	Z	Observed(Å)	Ideal(Å)
15	O	48	LYS	CD-CE	5.27	1.64	1.51
1	A	885	G	N7-C5	-5.27	1.36	1.39
1	A	856	C	N1-C6	-5.26	1.33	1.37
1	A	899	C	N1-C6	5.26	1.40	1.37
1	A	83	U	C2-N3	5.26	1.41	1.37
1	A	405	U	C4-O4	5.26	1.27	1.23
1	A	1496	C	N1-C2	5.26	1.45	1.40
1	A	530	G	N3-C4	-5.25	1.31	1.35
1	A	1514	C	C2-N3	-5.25	1.31	1.35
5	E	101	ILE	CA-CB	-5.25	1.42	1.54
2	B	17	PHE	CB-CG	5.25	1.60	1.51
1	A	1250	A	N7-C5	-5.25	1.36	1.39
1	A	250	A	N3-C4	5.25	1.38	1.34
1	A	563	A	N3-C4	-5.25	1.31	1.34
1	A	248	C	C4-N4	-5.24	1.29	1.33
1	A	1348	U	C2-O2	-5.24	1.17	1.22
1	A	1483	A	N7-C5	5.24	1.42	1.39
1	A	674	G	C6-N1	-5.24	1.35	1.39
2	B	97	TRP	CG-CD2	-5.24	1.34	1.43
1	A	786	G	C5-C4	-5.24	1.34	1.38
1	A	978	A	N9-C4	5.23	1.41	1.37
1	A	975	A	C6-N1	-5.23	1.31	1.35
1	A	134	A	C6-N6	5.23	1.38	1.33
1	A	1528	U	N3-C4	-5.23	1.33	1.38
1	A	1385	G	N3-C4	-5.22	1.31	1.35
1	A	131	C	N1-C2	-5.22	1.34	1.40
1	A	1291	G	N9-C4	-5.22	1.33	1.38
1	A	729	A	N1-C2	-5.22	1.29	1.34
1	A	1139	G	N9-C4	5.22	1.42	1.38
20	T	12	ALA	CA-CB	5.22	1.63	1.52
1	A	632	A	C5-C6	-5.21	1.36	1.41
2	B	17	PHE	CD2-CE2	5.21	1.49	1.39
1	A	53	A	N7-C5	-5.21	1.36	1.39
1	A	703	G	C5-C6	5.21	1.47	1.42
1	A	1354	C	N3-C4	5.21	1.37	1.33
1	A	1405	G	N9-C4	-5.21	1.33	1.38
1	A	1322	C	N3-C4	5.21	1.37	1.33
1	A	1501	C	C4-N4	-5.21	1.29	1.33
1	A	246	A	N9-C8	-5.21	1.33	1.37
1	A	487	A	C5-C4	-5.21	1.35	1.38
1	A	125	U	C2-O2	-5.21	1.17	1.22
1	A	623	C	N3-C4	-5.20	1.30	1.33

Continued on next page...

Continued from previous page...

Mol	Chain	Res	Type	Atoms	Z	Observed(Å)	Ideal(Å)
1	A	759	A	C6-N1	-5.20	1.31	1.35
1	A	48	C	N1-C6	-5.20	1.34	1.37
1	A	139	G	C6-N1	-5.20	1.35	1.39
1	A	14	U	N3-C4	-5.20	1.33	1.38
1	A	14	U	N1-C2	-5.20	1.33	1.38
1	A	447	G	C8-N7	-5.19	1.27	1.30
1	A	484	G	C2-N3	5.19	1.36	1.32
1	A	828	A	N9-C8	-5.19	1.33	1.37
1	A	289	G	N9-C8	-5.19	1.34	1.37
1	A	1492	A	C5-C6	5.18	1.45	1.41
1	A	714	G	N3-C4	-5.18	1.31	1.35
1	A	26	A	C6-N6	-5.18	1.29	1.33
1	A	79	G	N7-C5	-5.18	1.36	1.39
1	A	238	G	N3-C4	-5.18	1.31	1.35
1	A	898	G	C5-C4	-5.18	1.34	1.38
1	A	1076	C	C4-C5	-5.18	1.38	1.43
1	A	535	A	C6-N1	-5.17	1.31	1.35
1	A	671	G	C5-C4	-5.17	1.34	1.38
1	A	110	C	C4-N4	5.17	1.38	1.33
1	A	52	G	N9-C4	-5.16	1.33	1.38
1	A	55	A	C5-C4	-5.16	1.35	1.38
1	A	62	U	N3-C4	5.16	1.43	1.38
1	A	302	G	C6-N1	-5.16	1.35	1.39
1	A	1191	A	N7-C5	-5.16	1.36	1.39
1	A	1485	U	C2-N3	5.16	1.41	1.37
1	A	485	G	N1-C2	-5.16	1.33	1.37
1	A	47	C	C2-N3	-5.15	1.31	1.35
1	A	684	A	N9-C4	-5.15	1.34	1.37
1	A	59	A	C5-C4	-5.14	1.35	1.38
1	A	1212	U	N3-C4	5.14	1.43	1.38
1	A	1356	G	N3-C4	-5.14	1.31	1.35
1	A	573	A	N3-C4	-5.14	1.31	1.34
12	L	58	VAL	CB-CG2	-5.14	1.42	1.52
1	A	771	G	C2-N3	-5.14	1.28	1.32
1	A	306	G	C6-N1	5.14	1.43	1.39
1	A	651	C	N3-C4	5.14	1.37	1.33
1	A	137	C	C2-N3	5.13	1.39	1.35
1	A	152	A	N9-C4	-5.13	1.34	1.37
1	A	570	G	N7-C5	-5.13	1.36	1.39
1	A	918	A	N1-C2	-5.13	1.29	1.34
1	A	1202	G	N3-C4	-5.13	1.31	1.35
1	A	576	G	N3-C4	-5.12	1.31	1.35

Continued on next page...

Continued from previous page...

Mol	Chain	Res	Type	Atoms	Z	Observed(Å)	Ideal(Å)
1	A	177	C	N3-C4	-5.12	1.30	1.33
1	A	394	G	C2-N3	-5.12	1.28	1.32
1	A	664	G	C5-C6	5.12	1.47	1.42
1	A	1308	U	C2-N3	5.12	1.41	1.37
3	C	173	VAL	CA-CB	5.12	1.65	1.54
1	A	1356	G	C6-O6	5.12	1.28	1.24
1	A	197	A	C6-N1	-5.12	1.31	1.35
1	A	616	G	C6-O6	5.12	1.28	1.24
1	A	981	U	C2-N3	5.12	1.41	1.37
1	A	1251	A	N9-C8	-5.12	1.33	1.37
1	A	49	U	C2-N3	5.11	1.41	1.37
1	A	204	U	N1-C6	5.11	1.42	1.38
1	A	907	A	C6-N1	-5.11	1.31	1.35
1	A	16	A	C6-N1	-5.11	1.31	1.35
1	A	794	A	N7-C5	-5.11	1.36	1.39
1	A	684	A	C5-C6	-5.10	1.36	1.41
1	A	1197	G	C5-C6	-5.10	1.37	1.42
1	A	799	G	N3-C4	-5.10	1.31	1.35
1	A	1513	A	C2'-C1'	-5.10	1.47	1.53
1	A	196	A	N7-C5	5.09	1.42	1.39
1	A	809	G	N7-C5	5.09	1.42	1.39
1	A	1286	A	N9-C4	-5.09	1.34	1.37
1	A	1406	U	C4-O4	5.09	1.27	1.23
1	A	228	A	N3-C4	-5.09	1.31	1.34
1	A	786	G	C5-C6	-5.09	1.37	1.42
1	A	255	G	C8-N7	-5.08	1.27	1.30
1	A	752	G	N9-C8	-5.08	1.34	1.37
5	E	68	GLU	CG-CD	5.08	1.59	1.51
1	A	321	A	C6-N6	-5.08	1.29	1.33
1	A	819	A	C5-C6	-5.08	1.36	1.41
1	A	132	C	C4-C5	5.08	1.47	1.43
1	A	539	A	C5-C4	-5.08	1.35	1.38
1	A	585	G	N7-C5	5.08	1.42	1.39
1	A	858	G	C2-N3	5.08	1.36	1.32
1	A	922	G	C2-N3	-5.08	1.28	1.32
1	A	1068	G	C5-C6	-5.07	1.37	1.42
1	A	147	G	N1-C2	5.07	1.41	1.37
1	A	1379	G	N1-C2	5.07	1.41	1.37
17	Q	99	SER	CA-C	5.07	1.66	1.52
1	A	1347	G	N9-C4	-5.07	1.33	1.38
2	B	35	GLU	CG-CD	5.07	1.59	1.51
15	O	76	GLU	CG-CD	5.07	1.59	1.51

Continued on next page...

Continued from previous page...

Mol	Chain	Res	Type	Atoms	Z	Observed(Å)	Ideal(Å)
1	A	355	C	N1-C6	-5.07	1.34	1.37
1	A	1087	G	N7-C5	-5.06	1.36	1.39
1	A	447	G	N9-C8	-5.06	1.34	1.37
1	A	66	G	C6-N1	5.05	1.43	1.39
1	A	1507	A	C5-C4	-5.05	1.35	1.38
1	A	1477	C	N1-C6	5.05	1.40	1.37
1	A	1186	G	C5-C4	5.05	1.41	1.38
1	A	1451	A	N7-C5	5.04	1.42	1.39
1	A	897	C	C2-N3	-5.04	1.31	1.35
1	A	963	G	N9-C8	-5.04	1.34	1.37
1	A	124	G	N9-C4	-5.04	1.33	1.38
1	A	926	G	N7-C5	-5.04	1.36	1.39
12	L	58	VAL	CB-CG1	-5.04	1.42	1.52
1	A	28	G	C2-N3	-5.04	1.28	1.32
1	A	1433	A	N9-C4	-5.04	1.34	1.37
1	A	497	A	C5-C6	5.03	1.45	1.41
1	A	839	U	C5-C6	5.03	1.38	1.34
1	A	865	A	C5-C6	-5.03	1.36	1.41
1	A	1201	A	N3-C4	-5.03	1.31	1.34
1	A	61	G	N3-C4	-5.03	1.31	1.35
1	A	176	C	C2-O2	5.03	1.28	1.24
1	A	249	U	N1-C6	-5.03	1.33	1.38
1	A	760	G	N9-C4	-5.03	1.33	1.38
1	A	891	U	C4-O4	-5.03	1.19	1.23
12	L	28	LYS	CB-CG	5.03	1.66	1.52
1	A	808	C	N1-C6	-5.02	1.34	1.37
1	A	582	U	C2-O2	-5.02	1.17	1.22
4	D	68	TYR	CE1-CZ	5.02	1.45	1.38
1	A	260	G	C6-O6	5.02	1.28	1.24
1	A	1416	G	N9-C8	5.02	1.41	1.37
1	A	1447	G	N9-C8	5.02	1.41	1.37
1	A	543	C	N1-C6	-5.01	1.34	1.37
1	A	684	A	N7-C5	-5.01	1.36	1.39
1	A	1125	U	N1-C6	-5.01	1.33	1.38
1	A	230	G	N9-C8	-5.01	1.34	1.37
1	A	1394	A	C6-N1	-5.01	1.32	1.35
1	A	1357	A	C5-C6	-5.00	1.36	1.41
1	A	733	A	C6-N1	-5.00	1.32	1.35
3	C	199	LYS	CE-NZ	5.00	1.61	1.49
1	A	147	G	C5-C4	5.00	1.41	1.38
1	A	813	U	P-O5'	-5.00	1.54	1.59

All (6312) bond angle outliers are listed below:

Mol	Chain	Res	Type	Atoms	Z	Observed(°)	Ideal(°)
1	A	1415	G	C8-N9-C4	-28.43	95.03	106.40
1	A	1393	U	N3-C4-C5	-27.65	98.01	114.60
1	A	398	C	O5'-P-OP1	-27.14	78.14	110.70
1	A	1227	A	N1-C6-N6	26.33	134.40	118.60
1	A	1415	G	N3-C4-C5	-24.93	116.14	128.60
1	A	518	C	N1-C2-O2	24.59	133.65	118.90
1	A	239	U	N3-C4-C5	-23.49	100.50	114.60
1	A	975	A	C2-N3-C4	-23.39	98.90	110.60
1	A	284	G	N1-C6-O6	23.24	133.85	119.90
1	A	1393	U	C6-N1-C2	-23.02	107.19	121.00
1	A	1393	U	N3-C4-O4	22.73	135.31	119.40
1	A	144	G	C5-C6-N1	-22.32	100.34	111.50
1	A	1502	A	C2-N3-C4	-22.16	99.52	110.60
1	A	814	A	C2-N3-C4	-21.13	100.03	110.60
1	A	518	C	N3-C2-O2	-21.03	107.18	121.90
1	A	1415	G	N7-C8-N9	20.34	123.27	113.10
1	A	927	G	N1-C6-O6	20.32	132.09	119.90
1	A	734	G	N1-C6-O6	20.06	131.93	119.90
1	A	290	C	O5'-P-OP2	-20.05	86.64	110.70
1	A	117	G	N1-C6-O6	19.65	131.69	119.90
1	A	635	G	C5-C6-N1	-19.59	101.70	111.50
1	A	144	G	N1-C6-O6	19.53	131.62	119.90
1	A	901	A	O5'-P-OP1	-19.43	87.38	110.70
1	A	619	U	O5'-P-OP2	-19.21	87.64	110.70
1	A	266	G	C5-N7-C8	-19.14	94.73	104.30
1	A	113	G	N1-C6-O6	19.12	131.37	119.90
1	A	1528	U	O5'-P-OP2	-19.08	87.80	110.70
1	A	862	C	C6-N1-C2	19.06	127.92	120.30
1	A	1227	A	C6-C5-N7	-19.02	118.98	132.30
1	A	1502	A	N1-C6-N6	18.98	129.99	118.60
1	A	333	G	C5-C6-N1	-18.80	102.10	111.50
1	A	481	G	O5'-P-OP2	-18.56	88.42	110.70
1	A	635	G	N1-C6-O6	18.54	131.02	119.90
1	A	1515	C	C6-N1-C2	18.32	127.63	120.30
1	A	79	G	N1-C6-O6	18.22	130.83	119.90
1	A	1496	C	N1-C2-O2	18.03	129.72	118.90
1	A	1496	C	N3-C2-O2	-17.95	109.33	121.90
1	A	108	G	C2-N3-C4	-17.85	102.97	111.90
1	A	117	G	C6-C5-N7	-17.37	119.98	130.40
1	A	1539	C	C6-N1-C2	-17.34	113.37	120.30
1	A	484	G	N1-C2-N2	-17.12	100.79	116.20
1	A	266	G	C4-C5-N7	17.12	117.65	110.80
1	A	1502	A	C4-C5-N7	17.11	119.25	110.70

Continued on next page...

Continued from previous page...

Mol	Chain	Res	Type	Atoms	Z	Observed(°)	Ideal(°)
1	A	1530	G	C4-N9-C1'	-17.04	104.35	126.50
1	A	1502	A	C6-C5-N7	-17.02	120.39	132.30
1	A	1502	A	C5-N7-C8	-16.99	95.41	103.90
1	A	1302	U	N3-C2-O2	-16.98	110.32	122.20
1	A	560	U	N3-C2-O2	-16.96	110.33	122.20
1	A	372	C	N3-C2-O2	-16.72	110.20	121.90
1	A	108	G	N1-C6-O6	16.59	129.85	119.90
1	A	147	G	C5-C6-N1	-16.49	103.26	111.50
1	A	120	A	N1-C2-N3	16.29	137.45	129.30
1	A	614	A	N1-C6-N6	16.26	128.35	118.60
1	A	62	U	N3-C4-C5	-16.17	104.90	114.60
1	A	624	C	C6-N1-C2	16.08	126.73	120.30
1	A	579	G	C5-C6-O6	-16.04	118.97	128.60
1	A	123	C	O5'-P-OP1	-16.02	91.28	105.70
1	A	144	G	C2-N3-C4	-15.94	103.93	111.90
1	A	108	G	C5-C6-N1	-15.87	103.57	111.50
1	A	1414	U	N3-C4-C5	-15.83	105.11	114.60
1	A	1393	U	C4-C5-C6	15.82	129.19	119.70
1	A	664	G	C5-C6-O6	15.76	138.06	128.60
1	A	664	G	N1-C6-O6	-15.74	110.45	119.90
1	A	1227	A	C5-N7-C8	-15.72	96.04	103.90
1	A	413	G	N3-C4-N9	-15.72	116.57	126.00
1	A	662	G	C2-N3-C4	-15.70	104.05	111.90
1	A	333	G	N3-C2-N2	-15.66	108.94	119.90
1	A	108	G	C6-C5-N7	-15.58	121.05	130.40
1	A	484	G	N3-C2-N2	15.55	130.79	119.90
1	A	789	U	O5'-P-OP2	-15.55	91.70	105.70
1	A	855	G	C2-N3-C4	-15.34	104.23	111.90
1	A	314	C	C6-N1-C2	15.33	126.43	120.30
1	A	372	C	N1-C2-O2	15.28	128.07	118.90
1	A	1222	G	C5-C6-N1	-15.20	103.90	111.50
1	A	122	G	N1-C6-O6	15.17	129.00	119.90
1	A	734	G	C5-C6-O6	-15.16	119.50	128.60
1	A	509	A	C8-N9-C4	-15.06	99.78	105.80
1	A	418	C	C6-N1-C2	15.06	126.32	120.30
1	A	562	C	N1-C2-O2	15.03	127.92	118.90
1	A	46	G	O5'-P-OP1	-15.02	92.19	105.70
1	A	122	G	C6-C5-N7	-14.91	121.45	130.40
1	A	975	A	C5-C6-N1	-14.88	110.26	117.70
1	A	314	C	N3-C4-C5	14.88	127.85	121.90
1	A	279	A	C2-N3-C4	-14.87	103.16	110.60
1	A	438	G	C4-C5-N7	-14.87	104.85	110.80

Continued on next page...

Continued from previous page...

Mol	Chain	Res	Type	Atoms	Z	Observed(°)	Ideal(°)
1	A	1415	G	O5'-P-OP2	-14.87	92.32	105.70
1	A	1067	A	O5'-P-OP1	-14.81	92.37	105.70
1	A	1490	C	N1-C2-O2	14.79	127.77	118.90
1	A	520	A	O5'-P-OP2	-14.75	92.43	105.70
1	A	693	G	N9-C4-C5	14.75	111.30	105.40
1	A	61	G	N1-C6-O6	14.73	128.74	119.90
1	A	111	G	N3-C4-N9	-14.73	117.16	126.00
1	A	144	G	N3-C2-N2	-14.73	109.59	119.90
1	A	1196	U	N1-C2-O2	14.71	133.10	122.80
1	A	1415	G	N3-C4-N9	14.71	134.83	126.00
1	A	1003	G	C8-N9-C4	-14.68	100.53	106.40
1	A	110	C	N3-C4-C5	-14.67	116.03	121.90
1	A	108	G	C5-N7-C8	-14.66	96.97	104.30
1	A	116	A	C8-N9-C4	14.64	111.66	105.80
1	A	518	C	C2-N1-C1'	14.62	134.89	118.80
1	A	814	A	C5-C6-N1	-14.60	110.40	117.70
1	A	496	A	O5'-P-OP1	-14.59	92.57	105.70
1	A	734	G	C6-C5-N7	-14.58	121.65	130.40
1	A	22	G	N1-C6-O6	14.52	128.61	119.90
1	A	851	G	N1-C6-O6	14.52	128.61	119.90
1	A	855	G	C5-C6-N1	-14.51	104.25	111.50
1	A	236	G	N3-C2-N2	14.50	130.05	119.90
1	A	836	G	N1-C6-O6	14.49	128.59	119.90
1	A	321	A	O5'-P-OP2	-14.47	92.68	105.70
1	A	284	G	C5-C6-N1	-14.45	104.27	111.50
1	A	887	G	N3-C2-N2	-14.45	109.79	119.90
1	A	1393	U	N1-C2-N3	14.44	123.57	114.90
1	A	1125	U	C5-C6-N1	14.44	129.92	122.70
1	A	1393	U	C5-C6-N1	14.44	129.92	122.70
1	A	1397	C	C2-N3-C4	14.37	127.08	119.90
1	A	239	U	C6-N1-C2	-14.35	112.39	121.00
1	A	194	C	C6-N1-C2	14.35	126.04	120.30
1	A	789	U	N3-C4-C5	-14.34	106.00	114.60
1	A	674	G	C2-N3-C4	-14.32	104.74	111.90
1	A	47	C	C5-C6-N1	-14.29	113.85	121.00
1	A	578	C	C5-C6-N1	-14.28	113.86	121.00
1	A	333	G	N1-C6-O6	14.22	128.43	119.90
1	A	757	U	N3-C4-C5	-14.22	106.07	114.60
1	A	945	G	C5-C6-N1	14.18	118.59	111.50
1	A	204	U	C5-C6-N1	14.12	129.76	122.70
1	A	1485	U	N3-C4-C5	-14.09	106.15	114.60
1	A	1505	G	N3-C4-C5	-14.08	121.56	128.60

Continued on next page...

Continued from previous page...

Mol	Chain	Res	Type	Atoms	Z	Observed(°)	Ideal(°)
1	A	1227	A	C2-N3-C4	-14.07	103.56	110.60
1	A	1342	C	C6-N1-C2	14.04	125.92	120.30
1	A	733	A	N1-C2-N3	14.03	136.32	129.30
1	A	484	G	N3-C4-N9	14.02	134.41	126.00
1	A	1370	G	C8-N9-C4	-14.02	100.79	106.40
1	A	438	G	C5-C6-O6	14.02	137.01	128.60
1	A	693	G	N3-C2-N2	-14.00	110.10	119.90
1	A	1530	G	N3-C4-C5	13.99	135.60	128.60
1	A	530	G	C5-C6-N1	-13.99	104.50	111.50
1	A	199	G	N1-C6-O6	13.96	128.28	119.90
1	A	1415	G	C4-N9-C1'	13.96	144.65	126.50
1	A	24	U	O5'-P-OP2	-13.96	93.14	105.70
1	A	1415	G	C4-C5-C6	13.93	127.16	118.80
1	A	9	G	O5'-P-OP2	-13.93	93.16	105.70
1	A	500	G	N1-C6-O6	13.90	128.24	119.90
1	A	1374	A	N1-C6-N6	-13.89	110.26	118.60
1	A	224	C	C5-C6-N1	-13.89	114.06	121.00
1	A	1125	U	C5-C4-O4	-13.88	117.57	125.90
1	A	242	C	N3-C4-C5	13.85	127.44	121.90
1	A	733	A	C2-N3-C4	-13.85	103.68	110.60
1	A	927	G	C4-C5-N7	13.85	116.34	110.80
1	A	266	G	N7-C8-N9	13.83	120.01	113.10
1	A	1269	A	N1-C6-N6	-13.80	110.32	118.60
1	A	867	G	N1-C6-O6	13.80	128.18	119.90
1	A	1454	G	O5'-P-OP2	-13.79	93.29	105.70
1	A	184	G	C4-C5-N7	-13.76	105.30	110.80
1	A	790	A	C2-N3-C4	-13.76	103.72	110.60
1	A	79	G	C6-C5-N7	-13.76	122.14	130.40
1	A	1450	U	N3-C4-C5	-13.75	106.35	114.60
1	A	1542	U	O5'-P-OP2	-13.75	93.32	105.70
1	A	1227	A	C4-C5-N7	13.70	117.55	110.70
1	A	579	G	N1-C6-O6	13.70	128.12	119.90
1	A	729	A	N9-C4-C5	13.69	111.28	105.80
1	A	752	G	C5-C6-O6	13.69	136.81	128.60
1	A	927	G	C5-N7-C8	-13.68	97.46	104.30
1	A	801	U	O5'-P-OP2	-13.67	93.40	105.70
1	A	664	G	C4-C5-N7	-13.66	105.34	110.80
1	A	1374	A	N9-C4-C5	13.66	111.26	105.80
1	A	122	G	N9-C4-C5	-13.65	99.94	105.40
1	A	1125	U	N3-C4-O4	13.65	128.96	119.40
1	A	279	A	C5-N7-C8	-13.61	97.09	103.90
1	A	230	G	C5-C6-N1	-13.61	104.69	111.50

Continued on next page...

Continued from previous page...

Mol	Chain	Res	Type	Atoms	Z	Observed(°)	Ideal(°)
1	A	1302	U	N1-C2-O2	13.61	132.32	122.80
1	A	1397	C	C5-C6-N1	13.61	127.80	121.00
1	A	927	G	C2-N3-C4	-13.60	105.10	111.90
1	A	1190	G	C5-C6-N1	-13.59	104.70	111.50
1	A	1060	C	C6-N1-C2	-13.57	114.87	120.30
1	A	1100	C	N1-C2-O2	13.56	127.04	118.90
1	A	722	A	C2-N3-C4	-13.55	103.82	110.60
1	A	479	C	C6-N1-C2	-13.52	114.89	120.30
1	A	839	U	C5-C4-O4	13.52	134.01	125.90
1	A	1530	G	N1-C2-N3	-13.49	115.81	123.90
1	A	1521	G	O5'-P-OP2	-13.48	93.56	105.70
1	A	674	G	N1-C2-N2	-13.44	104.11	116.20
1	A	914	A	O5'-P-OP1	-13.41	93.63	105.70
1	A	921	U	N3-C4-O4	13.41	128.78	119.40
1	A	968	A	N1-C2-N3	-13.40	122.60	129.30
1	A	260	G	C5-C6-N1	-13.36	104.82	111.50
1	A	1145	C	C6-N1-C2	-13.33	114.97	120.30
1	A	701	C	N3-C4-C5	-13.32	116.57	121.90
1	A	281	G	N9-C4-C5	-13.31	100.07	105.40
1	A	746	A	N1-C6-N6	-13.31	110.61	118.60
1	A	572	A	N1-C6-N6	-13.29	110.63	118.60
1	A	190(E)	U	N1-C2-O2	13.28	132.10	122.80
1	A	239	U	N3-C4-O4	13.28	128.69	119.40
1	A	285	G	N1-C6-O6	13.27	127.86	119.90
1	A	1530	G	C8-N9-C4	13.27	111.71	106.40
1	A	403	C	N3-C4-C5	-13.27	116.59	121.90
1	A	833	U	C5-C4-O4	13.26	133.86	125.90
1	A	239	U	C4-C5-C6	13.22	127.63	119.70
1	A	962	C	C6-N1-C2	13.21	125.59	120.30
1	A	184	G	C5-N7-C8	13.20	110.90	104.30
1	A	1506	U	N1-C2-N3	-13.20	106.98	114.90
1	A	450	G	N1-C6-O6	13.18	127.81	119.90
1	A	794	A	O5'-P-OP1	13.17	126.51	110.70
1	A	1509	C	C4-C5-C6	13.16	123.98	117.40
1	A	1485	U	C6-N1-C2	-13.15	113.11	121.00
1	A	1057	G	N1-C2-N2	13.14	128.02	116.20
1	A	1484	C	C6-N1-C2	-13.14	115.04	120.30
1	A	1057	G	N3-C4-N9	-13.11	118.13	126.00
1	A	120	A	C6-N1-C2	-13.10	110.74	118.60
1	A	284	G	C6-C5-N7	-13.10	122.54	130.40
1	A	104	G	C2-N3-C4	-13.10	105.35	111.90
1	A	284	G	C2-N3-C4	-13.09	105.35	111.90

Continued on next page...

Continued from previous page...

Mol	Chain	Res	Type	Atoms	Z	Observed(°)	Ideal(°)
1	A	836	G	N3-C2-N2	-13.01	110.79	119.90
1	A	1397	C	N1-C2-N3	-13.00	110.10	119.20
1	A	484	G	N3-C4-C5	-12.99	122.10	128.60
1	A	187	C	N3-C4-C5	-12.98	116.71	121.90
1	A	1530	G	C8-N9-C1'	12.97	143.87	127.00
1	A	1339	A	N1-C6-N6	-12.97	110.82	118.60
1	A	766	A	O5'-P-OP2	-12.96	94.03	105.70
1	A	1487	G	N3-C4-C5	-12.96	122.12	128.60
1	A	26	A	N1-C2-N3	12.95	135.77	129.30
1	A	1227	A	C4-C5-C6	12.93	123.47	117.00
1	A	20	U	C6-N1-C2	12.93	128.76	121.00
1	A	268	C	O5'-P-OP2	12.93	126.22	110.70
1	A	135	C	N3-C4-C5	-12.91	116.73	121.90
1	A	79	G	C5-C6-N1	-12.91	105.05	111.50
1	A	108	G	N3-C4-C5	12.90	135.05	128.60
1	A	693	G	N3-C4-N9	-12.89	118.27	126.00
1	A	111	G	N3-C4-C5	12.86	135.03	128.60
1	A	1450	U	C4-C5-C6	12.86	127.41	119.70
1	A	1050	G	N1-C6-O6	12.84	127.60	119.90
1	A	657	G	N1-C6-O6	12.83	127.60	119.90
1	A	342	C	C6-N1-C2	-12.82	115.17	120.30
1	A	1230	C	C6-N1-C2	12.82	125.43	120.30
1	A	980	C	C6-N1-C2	-12.81	115.17	120.30
1	A	1530	G	C4-C5-C6	-12.79	111.12	118.80
1	A	810	C	O5'-P-OP2	-12.79	94.19	105.70
1	A	909	A	C5-C6-N1	12.78	124.09	117.70
1	A	1492	A	C2-N3-C4	12.77	116.99	110.60
1	A	884	U	C5-C6-N1	-12.77	116.32	122.70
1	A	1228	C	N1-C2-O2	12.76	126.55	118.90
1	A	117	G	C2-N3-C4	-12.75	105.52	111.90
1	A	536	C	C6-N1-C2	-12.73	115.21	120.30
1	A	279	A	N7-C8-N9	12.72	120.16	113.80
1	A	1227	A	C5-C6-N1	-12.72	111.34	117.70
1	A	254	G	N1-C6-O6	12.71	127.53	119.90
1	A	734	G	C4-C5-N7	12.70	115.88	110.80
1	A	506	G	C8-N9-C4	-12.68	101.33	106.40
1	A	954	G	O5'-P-OP2	-12.68	94.29	105.70
1	A	1082	G	N1-C6-O6	12.67	127.50	119.90
1	A	1191	A	O5'-P-OP1	-12.66	94.31	105.70
1	A	720	C	N1-C2-O2	12.65	126.49	118.90
1	A	500	G	C2-N3-C4	-12.65	105.58	111.90
1	A	1177	G	N1-C6-O6	12.65	127.49	119.90

Continued on next page...

Continued from previous page...

Mol	Chain	Res	Type	Atoms	Z	Observed(°)	Ideal(°)
1	A	730	G	C4-C5-N7	-12.65	105.74	110.80
1	A	446	G	C8-N9-C4	-12.63	101.35	106.40
1	A	884	U	C4-C5-C6	12.62	127.27	119.70
1	A	332	G	N1-C6-O6	12.61	127.46	119.90
1	A	293	G	C2-N3-C4	-12.60	105.60	111.90
1	A	918	A	C6-N1-C2	-12.59	111.04	118.60
1	A	790	A	N1-C6-N6	12.56	126.14	118.60
1	A	779	C	O5'-P-OP2	-12.56	94.40	105.70
1	A	752	G	C4-C5-N7	-12.54	105.78	110.80
1	A	413	G	N3-C4-C5	12.54	134.87	128.60
1	A	484	G	C8-N9-C1'	-12.53	110.71	127.00
1	A	1377	A	C2-N3-C4	-12.53	104.34	110.60
1	A	769	G	O5'-P-OP2	-12.52	94.43	105.70
1	A	109	A	N1-C6-N6	-12.48	111.11	118.60
1	A	108	G	N7-C8-N9	12.46	119.33	113.10
1	A	545	C	C6-N1-C2	-12.46	115.32	120.30
1	A	41	G	N3-C2-N2	-12.45	111.18	119.90
1	A	117	G	C5-C6-N1	-12.44	105.28	111.50
1	A	920	U	N3-C4-O4	-12.40	110.72	119.40
1	A	70	G	N3-C4-C5	12.40	134.80	128.60
1	A	484	G	N1-C6-O6	-12.40	112.46	119.90
1	A	909	A	C6-N1-C2	-12.34	111.19	118.60
1	A	674	G	C6-C5-N7	-12.34	123.00	130.40
1	A	203	U	C5-C6-N1	12.32	128.86	122.70
1	A	760	G	C4-C5-N7	-12.31	105.88	110.80
1	A	706	A	O5'-P-OP2	-12.31	94.62	105.70
1	A	314	C	N3-C4-N4	-12.31	109.39	118.00
1	A	275	G	N1-C6-O6	12.30	127.28	119.90
1	A	975	A	C5-N7-C8	-12.30	97.75	103.90
1	A	113	G	C5-C6-N1	-12.29	105.35	111.50
1	A	1451	A	C8-N9-C4	12.28	110.71	105.80
1	A	1057	G	N3-C2-N2	-12.26	111.32	119.90
1	A	279	A	C5-C6-N1	-12.24	111.58	117.70
1	A	1227	A	N1-C2-N3	12.24	135.42	129.30
1	A	484	G	C4-N9-C1'	12.23	142.39	126.50
1	A	497	A	N9-C4-C5	12.22	110.69	105.80
1	A	1505	G	N3-C4-N9	12.21	133.33	126.00
1	A	190(E)	U	O5'-P-OP2	-12.21	94.71	105.70
1	A	1276	G	N1-C6-O6	12.20	127.22	119.90
1	A	889	A	N9-C4-C5	12.20	110.68	105.80
1	A	945	G	N1-C6-O6	-12.20	112.58	119.90
1	A	167	G	N1-C6-O6	12.17	127.20	119.90

Continued on next page...

Continued from previous page...

Mol	Chain	Res	Type	Atoms	Z	Observed(°)	Ideal(°)
1	A	497	A	N1-C6-N6	-12.16	111.31	118.60
1	A	1490	C	N3-C2-O2	-12.16	113.39	121.90
1	A	553	A	N1-C2-N3	12.15	135.38	129.30
1	A	804	U	O5'-P-OP2	-12.15	94.76	105.70
1	A	818	G	C5-C6-O6	12.15	135.89	128.60
1	A	975	A	N3-C4-C5	12.15	135.31	126.80
1	A	1506	U	C5-C4-O4	-12.14	118.61	125.90
1	A	635	G	C6-C5-N7	-12.14	123.12	130.40
1	A	814	A	N1-C2-N3	12.14	135.37	129.30
1	A	662	G	C5-C6-N1	-12.13	105.44	111.50
1	A	693	G	N1-C2-N2	12.10	127.09	116.20
1	A	10	A	N1-C6-N6	-12.10	111.34	118.60
1	A	101	A	C8-N9-C4	-12.10	100.96	105.80
15	O	34	LEU	CB-CG-CD1	12.10	131.56	111.00
1	A	1217	C	O5'-P-OP2	-12.09	94.82	105.70
1	A	506	G	N7-C8-N9	12.08	119.14	113.10
1	A	930	C	C2-N3-C4	-12.08	113.86	119.90
1	A	906	G	N1-C6-O6	12.07	127.14	119.90
1	A	778	G	C8-N9-C1'	-12.06	111.31	127.00
1	A	899	C	N3-C2-O2	12.06	130.34	121.90
1	A	1227	A	N7-C8-N9	12.05	119.83	113.80
1	A	1276	G	C5-C6-N1	-12.03	105.49	111.50
1	A	562	C	N3-C2-O2	-12.02	113.48	121.90
1	A	729	A	C4-C5-N7	-12.02	104.69	110.70
1	A	1252	A	N7-C8-N9	-12.02	107.79	113.80
1	A	836	G	N3-C4-C5	12.01	134.61	128.60
1	A	332	G	C5-C6-O6	-12.01	121.39	128.60
1	A	956	U	C5-C6-N1	-11.99	116.70	122.70
1	A	635	G	C4-C5-C6	11.97	125.98	118.80
1	A	945	G	C8-N9-C4	-11.95	101.62	106.40
1	A	554	C	N3-C4-C5	-11.94	117.12	121.90
1	A	685	G	N3-C4-N9	-11.94	118.84	126.00
1	A	1072	G	O5'-P-OP2	-11.94	94.96	105.70
1	A	1401	G	C5-C6-N1	11.93	117.47	111.50
1	A	1374	A	C5-C6-N6	11.92	133.24	123.70
1	A	841	U	C5-C6-N1	11.92	128.66	122.70
1	A	590	C	C6-N1-C2	11.91	125.06	120.30
1	A	132	C	C5-C6-N1	-11.91	115.05	121.00
1	A	927	G	N3-C4-C5	11.91	134.56	128.60
1	A	757	U	C4-C5-C6	11.91	126.84	119.70
1	A	1063	C	N1-C2-O2	-11.90	111.76	118.90
1	A	113	G	C6-C5-N7	-11.90	123.26	130.40

Continued on next page...

Continued from previous page...

Mol	Chain	Res	Type	Atoms	Z	Observed(°)	Ideal(°)
1	A	799	G	C2-N3-C4	-11.90	105.95	111.90
1	A	1342	C	C5-C4-N4	-11.87	111.89	120.20
1	A	1485	U	N3-C2-O2	-11.85	113.90	122.20
1	A	693	G	C8-N9-C4	-11.84	101.66	106.40
1	A	580	U	N3-C4-C5	-11.84	107.50	114.60
1	A	238	G	C5-C6-N1	-11.84	105.58	111.50
1	A	971	G	N1-C6-O6	11.83	127.00	119.90
1	A	580	U	C4-C5-C6	11.83	126.80	119.70
1	A	1442	G	C2-N3-C4	11.82	117.81	111.90
1	A	1064	G	N3-C4-N9	-11.82	118.91	126.00
1	A	724	G	C8-N9-C4	-11.82	101.67	106.40
1	A	1393	U	N1-C2-O2	-11.81	114.53	122.80
1	A	908	A	N1-C6-N6	-11.81	111.52	118.60
1	A	1227	A	C5-C6-N6	-11.80	114.26	123.70
12	L	92	ASP	CB-CG-OD2	-11.78	107.69	118.30
1	A	1415	G	C6-C5-N7	-11.78	123.33	130.40
1	A	186	C	N3-C4-C5	-11.77	117.19	121.90
1	A	990	C	O5'-P-OP1	-11.77	95.11	105.70
1	A	190(E)	U	C2-N1-C1'	11.77	131.82	117.70
1	A	61	G	O5'-P-OP1	-11.76	95.11	105.70
1	A	1075	C	N3-C4-C5	-11.76	117.19	121.90
1	A	1492	A	O5'-P-OP2	-11.76	95.11	105.70
1	A	41	G	N1-C6-O6	11.76	126.95	119.90
1	A	241	C	C6-N1-C2	11.76	125.00	120.30
1	A	579	G	C6-C5-N7	-11.76	123.35	130.40
1	A	546	G	C8-N9-C4	-11.75	101.70	106.40
1	A	1403	C	C4-C5-C6	11.75	123.27	117.40
1	A	241	C	N3-C4-C5	11.74	126.60	121.90
1	A	1057	G	N9-C4-C5	11.74	110.10	105.40
1	A	529	G	N1-C6-O6	11.74	126.94	119.90
1	A	1354	C	C6-N1-C2	-11.72	115.61	120.30
1	A	405	U	N3-C4-C5	-11.71	107.57	114.60
1	A	276	G	N1-C6-O6	11.70	126.92	119.90
1	A	236	G	N3-C4-N9	11.69	133.02	126.00
1	A	927	G	C5-C6-N1	-11.69	105.65	111.50
1	A	747	C	C5-C6-N1	-11.69	115.15	121.00
1	A	1145	C	N3-C4-C5	-11.68	117.23	121.90
1	A	144	G	N3-C4-C5	11.66	134.43	128.60
1	A	927	G	C6-C5-N7	-11.66	123.40	130.40
1	A	255	G	C8-N9-C4	11.66	111.06	106.40
1	A	770	C	N3-C4-C5	11.64	126.56	121.90
1	A	920	U	C5-C4-O4	11.63	132.88	125.90

Continued on next page...

Continued from previous page...

Mol	Chain	Res	Type	Atoms	Z	Observed(°)	Ideal(°)
1	A	190(E)	U	C6-N1-C1'	-11.62	104.94	121.20
1	A	47	C	C6-N1-C2	11.60	124.94	120.30
1	A	1539	C	C5-C6-N1	11.58	126.79	121.00
1	A	729	A	N1-C6-N6	-11.57	111.66	118.60
1	A	1502	A	C5-C6-N1	-11.56	111.92	117.70
1	A	226	G	N1-C6-O6	11.56	126.83	119.90
1	A	262	A	N1-C6-N6	-11.54	111.68	118.60
1	A	859	A	N1-C2-N3	11.53	135.06	129.30
1	A	1373	G	C4-C5-C6	11.52	125.71	118.80
1	A	760	G	C5-C6-O6	11.51	135.51	128.60
1	A	387	U	O5'-P-OP2	-11.51	95.34	105.70
1	A	277	C	C6-N1-C2	11.50	124.90	120.30
1	A	1265	G	C5-C6-N1	-11.49	105.76	111.50
1	A	885	G	N1-C6-O6	11.47	126.78	119.90
1	A	1177	G	C6-C5-N7	-11.46	123.53	130.40
1	A	266	G	C6-C5-N7	-11.45	123.53	130.40
1	A	918	A	C5-C6-N1	11.45	123.42	117.70
1	A	1520	G	O5'-P-OP2	-11.45	95.40	105.70
1	A	907	A	N1-C2-N3	11.45	135.02	129.30
1	A	54	C	C6-N1-C2	11.44	124.88	120.30
1	A	281	G	C4-C5-N7	11.42	115.37	110.80
1	A	1523	G	C8-N9-C4	-11.41	101.83	106.40
1	A	1509	C	N3-C4-C5	-11.41	117.34	121.90
1	A	1516	G	N3-C4-C5	11.39	134.30	128.60
1	A	117	G	C4-C5-C6	11.39	125.63	118.80
1	A	27	G	C4-C5-N7	11.37	115.35	110.80
1	A	509	A	N7-C8-N9	11.37	119.48	113.80
1	A	111	G	C5-C6-N1	-11.36	105.82	111.50
1	A	514	C	N3-C4-C5	-11.35	117.36	121.90
1	A	1080	A	N1-C6-N6	-11.35	111.79	118.60
1	A	671	G	C5-C6-N1	11.34	117.17	111.50
1	A	1050	G	C5-C6-N1	-11.33	105.83	111.50
1	A	144	G	N3-C4-N9	-11.33	119.20	126.00
1	A	917	G	O5'-P-OP2	-11.33	95.51	105.70
1	A	276	G	C8-N9-C4	11.32	110.93	106.40
1	A	873	A	C8-N9-C4	-11.31	101.28	105.80
1	A	147	G	C2-N3-C4	-11.29	106.25	111.90
1	A	1323	G	N1-C6-O6	11.28	126.67	119.90
1	A	1363	A	N1-C6-N6	-11.28	111.83	118.60
1	A	889	A	N1-C2-N3	11.27	134.94	129.30
1	A	234	C	C6-N1-C2	11.27	124.81	120.30
1	A	1070	U	O5'-P-OP2	-11.25	95.58	105.70

Continued on next page...

Continued from previous page...

Mol	Chain	Res	Type	Atoms	Z	Observed(°)	Ideal(°)
1	A	672	U	N3-C4-C5	-11.24	107.86	114.60
1	A	419	C	C6-N1-C2	11.23	124.79	120.30
1	A	1125	U	C2-N1-C1'	11.22	131.16	117.70
1	A	524	G	O5'-P-OP2	-11.22	95.60	105.70
1	A	1469	G	N1-C2-N3	11.22	130.63	123.90
1	A	726	C	C6-N1-C2	-11.21	115.82	120.30
1	A	284	G	C5-C6-O6	-11.20	121.88	128.60
1	A	760	G	N3-C4-N9	-11.20	119.28	126.00
1	A	500	G	N3-C4-C5	11.20	134.20	128.60
1	A	1478	C	C5-C6-N1	11.20	126.60	121.00
1	A	220	G	N1-C6-O6	11.18	126.61	119.90
1	A	234	C	C5-C6-N1	-11.18	115.41	121.00
1	A	753	A	N1-C6-N6	-11.17	111.90	118.60
1	A	1429	C	N3-C4-C5	-11.17	117.43	121.90
1	A	1338	G	C8-N9-C4	-11.17	101.93	106.40
1	A	370	C	N1-C2-O2	11.16	125.60	118.90
1	A	250	A	O5'-P-OP2	-11.15	95.67	105.70
1	A	1064	G	N9-C4-C5	11.14	109.86	105.40
1	A	1405	G	C4-C5-N7	11.14	115.26	110.80
1	A	760	G	N1-C6-O6	-11.13	113.22	119.90
1	A	1490	C	N3-C4-C5	11.13	126.35	121.90
1	A	1388	C	C6-N1-C2	-11.13	115.85	120.30
1	A	1331	G	C8-N9-C4	-11.11	101.95	106.40
1	A	519	C	N3-C4-C5	-11.11	117.46	121.90
1	A	1529	G	O5'-P-OP1	-11.11	95.70	105.70
1	A	141	A	N1-C6-N6	11.11	125.26	118.60
1	A	711	G	N1-C6-O6	11.10	126.56	119.90
1	A	117	G	N9-C4-C5	-11.06	100.98	105.40
1	A	583	A	C2-N3-C4	-11.06	105.07	110.60
1	A	975	A	N3-C4-N9	-11.06	118.55	127.40
1	A	757	U	C6-N1-C2	-11.05	114.37	121.00
1	A	1442	G	N3-C4-C5	-11.04	123.08	128.60
1	A	316	G	N1-C6-O6	11.03	126.52	119.90
1	A	1003	G	N7-C8-N9	11.03	118.61	113.10
1	A	522	C	C6-N1-C2	11.02	124.71	120.30
1	A	776	G	OP1-P-O3'	11.02	129.44	105.20
1	A	1442	G	N3-C4-N9	11.02	132.61	126.00
1	A	1284	C	C6-N1-C2	11.01	124.70	120.30
1	A	275	G	C5-C6-N1	-11.01	106.00	111.50
1	A	1351	U	C5-C4-O4	11.01	132.51	125.90
1	A	39	G	C5-C6-N1	11.00	117.00	111.50
1	A	885	G	N3-C2-N2	-11.00	112.20	119.90

Continued on next page...

Continued from previous page...

Mol	Chain	Res	Type	Atoms	Z	Observed(°)	Ideal(°)
1	A	1290	G	N1-C6-O6	11.00	126.50	119.90
1	A	389	A	C2-N3-C4	10.99	116.10	110.60
1	A	921	U	N3-C4-C5	-10.99	108.00	114.60
1	A	1528	U	OP1-P-OP2	10.98	136.08	119.60
1	A	1416	G	OP1-P-OP2	-10.98	103.13	119.60
1	A	1095	U	N1-C2-N3	10.97	121.48	114.90
1	A	132	C	N1-C2-N3	10.97	126.88	119.20
1	A	189	G	C8-N9-C4	10.97	110.79	106.40
1	A	747	C	C6-N1-C2	10.97	124.69	120.30
1	A	814	A	N1-C6-N6	10.96	125.18	118.60
1	A	523	A	N1-C2-N3	10.96	134.78	129.30
1	A	669	U	N1-C2-N3	-10.96	108.33	114.90
1	A	1484	C	C5-C6-N1	10.96	126.48	121.00
1	A	1082	G	C2-N3-C4	-10.95	106.42	111.90
1	A	1388	C	N3-C2-O2	-10.95	114.23	121.90
1	A	110	C	N3-C4-N4	10.95	125.67	118.00
1	A	242	C	C6-N1-C2	10.95	124.68	120.30
1	A	319	G	C6-C5-N7	-10.94	123.83	130.40
1	A	1305	G	C8-N9-C4	-10.95	102.02	106.40
1	A	266	G	N3-C4-C5	10.94	134.07	128.60
1	A	1158	C	C2-N1-C1'	10.94	130.84	118.80
1	A	284	G	N9-C4-C5	-10.94	101.02	105.40
1	A	1354	C	C5-C6-N1	10.94	126.47	121.00
1	A	620	C	C6-N1-C2	10.93	124.67	120.30
1	A	1127	G	N1-C6-O6	10.93	126.46	119.90
8	H	85	ARG	NE-CZ-NH1	-10.93	114.83	120.30
1	A	132	C	C4-C5-C6	10.92	122.86	117.40
1	A	385	C	N3-C4-C5	10.92	126.27	121.90
1	A	1087	G	N1-C6-O6	10.92	126.45	119.90
1	A	224	C	C2-N3-C4	-10.91	114.45	119.90
1	A	590	C	C5-C6-N1	-10.90	115.55	121.00
1	A	49	U	O5'-P-OP1	-10.90	95.89	105.70
1	A	1499	A	N1-C2-N3	10.89	134.75	129.30
1	A	981	U	N3-C4-O4	10.89	127.03	119.40
1	A	388	G	N1-C6-O6	10.88	126.43	119.90
1	A	728	A	C8-N9-C4	-10.87	101.45	105.80
1	A	754	C	N3-C4-C5	10.87	126.25	121.90
1	A	530	G	C6-C5-N7	-10.86	123.89	130.40
1	A	446	G	C2-N3-C4	-10.86	106.47	111.90
1	A	332	G	OP1-P-O3'	-10.86	81.32	105.20
1	A	108	G	N3-C4-N9	-10.85	119.49	126.00
1	A	1252	A	C5-N7-C8	10.85	109.33	103.90

Continued on next page...

Continued from previous page...

Mol	Chain	Res	Type	Atoms	Z	Observed(°)	Ideal(°)
1	A	1139	G	C4-C5-N7	-10.85	106.46	110.80
1	A	629	G	N1-C6-O6	-10.84	113.39	119.90
1	A	518	C	C6-N1-C1'	-10.84	107.79	120.80
1	A	224	C	C4-C5-C6	10.84	122.82	117.40
1	A	1070	U	C6-N1-C2	10.83	127.50	121.00
1	A	791	G	C5-C6-N1	-10.82	106.09	111.50
1	A	204	U	C2-N1-C1'	10.82	130.68	117.70
1	A	760	G	C6-C5-N7	10.81	136.89	130.40
1	A	635	G	C2-N3-C4	-10.81	106.50	111.90
1	A	196	A	C8-N9-C4	10.80	110.12	105.80
1	A	1020	U	C5-C4-O4	10.80	132.38	125.90
1	A	555	C	O5'-P-OP2	-10.80	95.98	105.70
1	A	858	G	C4-N9-C1'	10.79	140.52	126.50
1	A	1502	A	N9-C4-C5	-10.78	101.49	105.80
1	A	823	G	N1-C6-O6	10.78	126.37	119.90
1	A	309	G	N1-C6-O6	10.76	126.36	119.90
1	A	1203	C	C6-N1-C2	10.76	124.60	120.30
1	A	1416	G	N7-C8-N9	10.76	118.48	113.10
1	A	1323	G	C4-C5-N7	10.75	115.10	110.80
1	A	662	G	N1-C2-N3	10.75	130.35	123.90
1	A	1321	C	N3-C4-C5	-10.75	117.60	121.90
1	A	1530	G	N1-C2-N2	10.75	125.88	116.20
1	A	823	G	C2-N3-C4	-10.75	106.53	111.90
1	A	1058	G	N9-C4-C5	-10.73	101.11	105.40
1	A	789	U	C6-N1-C2	-10.73	114.56	121.00
1	A	1515	C	N3-C2-O2	10.72	129.40	121.90
1	A	851	G	C6-C5-N7	-10.71	123.97	130.40
1	A	62	U	N3-C4-O4	10.71	126.90	119.40
1	A	281	G	N3-C4-N9	10.71	132.43	126.00
1	A	706	A	C8-N9-C4	10.71	110.08	105.80
1	A	1315	U	O5'-P-OP2	-10.71	96.06	105.70
1	A	762	C	C2-N3-C4	-10.71	114.55	119.90
1	A	1437	C	O5'-P-OP2	-10.70	96.07	105.70
1	A	1037	C	C5-C6-N1	10.70	126.35	121.00
1	A	1307	U	O5'-P-OP2	-10.70	96.07	105.70
1	A	1057	G	C8-N9-C1'	10.69	140.90	127.00
1	A	1196	U	C2-N1-C1'	10.69	130.52	117.70
1	A	1321	C	C6-N1-C2	-10.69	116.03	120.30
1	A	546	G	N9-C4-C5	10.68	109.67	105.40
1	A	725	G	N1-C6-O6	10.68	126.31	119.90
1	A	133	U	N3-C4-C5	-10.67	108.20	114.60
1	A	397	A	C8-N9-C4	-10.67	101.53	105.80

Continued on next page...

Continued from previous page...

Mol	Chain	Res	Type	Atoms	Z	Observed(°)	Ideal(°)
1	A	223	U	N1-C2-N3	10.67	121.30	114.90
1	A	889	A	N1-C6-N6	-10.67	112.20	118.60
1	A	818	G	C5-C6-N1	-10.66	106.17	111.50
1	A	255	G	C2-N3-C4	-10.65	106.58	111.90
1	A	293	G	N1-C6-O6	10.65	126.29	119.90
1	A	564	C	N3-C4-C5	-10.63	117.65	121.90
1	A	1446	A	N1-C6-N6	-10.64	112.22	118.60
1	A	614	A	C5-C6-N6	-10.63	115.19	123.70
1	A	281	G	N3-C2-N2	10.63	127.34	119.90
1	A	1524	C	O5'-P-OP1	-10.63	96.13	105.70
1	A	578	C	N3-C4-N4	-10.63	110.56	118.00
1	A	198	G	C8-N9-C4	10.63	110.65	106.40
1	A	760	G	N9-C4-C5	10.63	109.65	105.40
1	A	667	G	C2-N3-C4	-10.61	106.60	111.90
1	A	1350	A	O5'-P-OP2	-10.60	96.16	105.70
1	A	250	A	C2-N3-C4	-10.60	105.30	110.60
1	A	901	A	C2-N3-C4	-10.60	105.30	110.60
1	A	22	G	C6-C5-N7	-10.60	124.04	130.40
1	A	199	G	C2-N3-C4	-10.60	106.60	111.90
1	A	783	C	C6-N1-C2	10.59	124.54	120.30
1	A	720	C	N3-C2-O2	-10.59	114.49	121.90
1	A	27	G	C5-C6-O6	-10.58	122.25	128.60
1	A	1054	C	N3-C4-C5	-10.58	117.67	121.90
1	A	1203	C	C5-C6-N1	-10.58	115.71	121.00
4	D	12	CYS	CA-CB-SG	10.58	133.04	114.00
1	A	438	G	N9-C4-C5	10.58	109.63	105.40
1	A	927	G	C5-C6-O6	-10.58	122.25	128.60
1	A	572	A	N9-C4-C5	10.56	110.03	105.80
1	A	530	G	N1-C6-O6	10.56	126.24	119.90
1	A	122	G	C4-C5-N7	10.55	115.02	110.80
1	A	1417	G	C5-C6-O6	-10.55	122.27	128.60
1	A	111	G	O5'-P-OP1	-10.55	96.21	105.70
1	A	33	A	C5-C6-N6	-10.55	115.26	123.70
1	A	632	A	C8-N9-C4	-10.54	101.58	105.80
1	A	1405	G	N1-C6-O6	10.54	126.22	119.90
1	A	372	C	C2-N1-C1'	10.53	130.38	118.80
1	A	432	A	N1-C6-N6	-10.53	112.28	118.60
1	A	550	G	C2-N3-C4	-10.53	106.64	111.90
1	A	274	A	O5'-P-OP2	-10.52	96.23	105.70
1	A	109	A	C5-C6-N6	10.52	132.11	123.70
1	A	723	U	C6-N1-C2	-10.50	114.70	121.00
1	A	255	G	N1-C2-N3	10.50	130.20	123.90

Continued on next page...

Continued from previous page...

Mol	Chain	Res	Type	Atoms	Z	Observed(°)	Ideal(°)
1	A	1373	G	N3-C4-C5	-10.50	123.35	128.60
1	A	1526	G	N3-C2-N2	-10.50	112.55	119.90
1	A	70	G	N3-C4-N9	-10.50	119.70	126.00
1	A	740	U	C5-C4-O4	10.50	132.20	125.90
1	A	1079	G	C6-C5-N7	-10.49	124.10	130.40
1	A	238	G	N1-C6-O6	10.49	126.19	119.90
1	A	858	G	N7-C8-N9	10.48	118.34	113.10
1	A	536	C	O5'-P-OP1	-10.47	96.28	105.70
1	A	830	G	N3-C4-C5	10.47	133.83	128.60
1	A	1066	C	N3-C4-N4	10.46	125.32	118.00
1	A	783	C	N3-C2-O2	10.45	129.22	121.90
1	A	1528	U	C5-C6-N1	-10.45	117.47	122.70
1	A	678	U	N1-C2-N3	10.45	121.17	114.90
1	A	897	C	N3-C4-C5	10.43	126.07	121.90
1	A	1093	A	C5-C6-N1	10.43	122.92	117.70
1	A	109	A	N9-C4-C5	10.43	109.97	105.80
1	A	239	U	C2-N3-C4	10.43	133.25	127.00
1	A	629	G	C5-C6-O6	10.42	134.85	128.60
1	A	300	A	N1-C6-N6	-10.41	112.35	118.60
1	A	1373	G	C6-C5-N7	-10.41	124.15	130.40
1	A	658	G	N3-C4-N9	10.41	132.25	126.00
1	A	590	C	C2-N3-C4	-10.41	114.70	119.90
1	A	1505	G	C4-C5-C6	10.40	125.04	118.80
1	A	1236	A	C5-C6-N6	-10.40	115.38	123.70
1	A	624	C	N3-C2-O2	10.40	129.18	121.90
1	A	278	G	N1-C6-O6	-10.39	113.67	119.90
1	A	242	C	C2-N3-C4	-10.39	114.71	119.90
1	A	482	A	C2-N3-C4	-10.38	105.41	110.60
1	A	674	G	N1-C2-N3	10.38	130.13	123.90
1	A	803	G	OP2-P-O3'	10.38	128.03	105.20
1	A	720	C	N3-C4-C5	10.38	126.05	121.90
1	A	953	G	C8-N9-C4	10.38	110.55	106.40
1	A	122	G	C8-N9-C4	10.36	110.55	106.40
1	A	380	G	O5'-P-OP2	-10.36	96.38	105.70
1	A	1196	U	C6-N1-C1'	-10.36	106.70	121.20
1	A	319	G	N1-C6-O6	10.35	126.11	119.90
1	A	373	A	N1-C2-N3	10.35	134.47	129.30
1	A	865	A	O5'-P-OP1	-10.35	96.39	105.70
1	A	540	G	C2-N3-C4	-10.34	106.73	111.90
1	A	1286	A	C5-N7-C8	-10.34	98.73	103.90
1	A	51	A	O5'-P-OP1	10.34	123.10	110.70
1	A	240	C	N3-C4-C5	10.33	126.03	121.90

Continued on next page...

Continued from previous page...

Mol	Chain	Res	Type	Atoms	Z	Observed(°)	Ideal(°)
1	A	262	A	C4-C5-C6	-10.33	111.83	117.00
1	A	1442	G	C5-C6-N1	10.33	116.67	111.50
1	A	927	G	O5'-P-OP1	-10.32	96.41	105.70
1	A	1461	G	N3-C4-C5	10.31	133.75	128.60
1	A	746	A	N1-C2-N3	10.30	134.45	129.30
1	A	659	U	N3-C2-O2	-10.30	114.99	122.20
1	A	391	G	C8-N9-C4	10.30	110.52	106.40
1	A	234	C	N3-C4-N4	-10.29	110.80	118.00
1	A	1188	A	N1-C2-N3	10.29	134.45	129.30
1	A	1058	G	C8-N9-C4	10.29	110.51	106.40
1	A	253	U	O5'-P-OP1	10.28	123.04	110.70
1	A	927	G	N7-C8-N9	10.29	118.24	113.10
1	A	120	A	C4-C5-C6	10.28	122.14	117.00
1	A	363	A	C2-N3-C4	-10.28	105.46	110.60
1	A	190(E)	U	C5-C4-O4	-10.27	119.74	125.90
1	A	532	A	O4'-C1'-N9	10.27	116.42	108.20
1	A	281	G	N1-C2-N2	-10.27	106.96	116.20
1	A	370	C	N3-C4-C5	10.26	126.00	121.90
1	A	830	G	C4-N9-C1'	-10.26	113.16	126.50
1	A	856	C	N3-C4-C5	-10.26	117.80	121.90
1	A	1528	U	O5'-P-OP1	10.26	123.01	110.70
1	A	793	U	N1-C2-N3	10.25	121.05	114.90
1	A	16	A	N1-C6-N6	-10.25	112.45	118.60
1	A	24	U	C5-C6-N1	-10.25	117.58	122.70
1	A	403	C	O5'-P-OP2	-10.24	96.49	105.70
1	A	79	G	C2-N3-C4	-10.23	106.78	111.90
1	A	930	C	C5-C6-N1	-10.23	115.89	121.00
1	A	522	C	N3-C2-O2	10.23	129.06	121.90
1	A	833	U	C4-C5-C6	10.23	125.84	119.70
1	A	372	C	O4'-C1'-N1	10.22	116.38	108.20
1	A	1075	C	N1-C2-O2	-10.22	112.77	118.90
1	A	1109	C	C5-C4-N4	10.22	127.35	120.20
1	A	664	G	O5'-P-OP2	-10.21	96.51	105.70
1	A	1177	G	C5-C6-O6	-10.21	122.47	128.60
1	A	1471	G	C2-N3-C4	-10.21	106.80	111.90
1	A	1490	C	N3-C4-N4	-10.20	110.86	118.00
1	A	1127	G	O5'-P-OP1	-10.20	96.52	105.70
1	A	1512	U	N3-C4-C5	-10.20	108.48	114.60
1	A	970	C	N1-C2-O2	10.20	125.02	118.90
1	A	252	U	N3-C4-C5	-10.19	108.48	114.60
1	A	970	C	N3-C4-C5	10.19	125.98	121.90
1	A	1502	A	N3-C4-C5	10.19	133.93	126.80

Continued on next page...

Continued from previous page...

Mol	Chain	Res	Type	Atoms	Z	Observed(°)	Ideal(°)
1	A	971	G	C5-C6-N1	-10.19	106.41	111.50
1	A	1131	G	N1-C6-O6	10.19	126.01	119.90
1	A	840	C	O5'-P-OP1	-10.18	96.54	105.70
1	A	1109	C	N3-C2-O2	-10.18	114.78	121.90
1	A	76	C	C5-C6-N1	10.17	126.09	121.00
1	A	604	G	C4-C5-N7	10.17	114.87	110.80
1	A	1020	U	C6-N1-C2	-10.16	114.91	121.00
1	A	396	G	C8-N9-C4	-10.15	102.34	106.40
1	A	553	A	C2-N3-C4	-10.15	105.53	110.60
1	A	721	G	N3-C4-N9	10.15	132.09	126.00
1	A	1478	C	C6-N1-C2	-10.15	116.24	120.30
1	A	43	C	C6-N1-C2	10.13	124.35	120.30
1	A	225	C	O5'-P-OP1	10.12	122.84	110.70
1	A	279	A	C8-N9-C4	-10.11	101.76	105.80
1	A	21	G	N3-C4-N9	10.11	132.06	126.00
1	A	593	G	C5-C6-N1	-10.10	106.45	111.50
1	A	320	C	N1-C2-O2	-10.10	112.84	118.90
1	A	66	G	N1-C6-O6	10.09	125.96	119.90
1	A	250	A	N1-C6-N6	10.09	124.66	118.60
1	A	266	G	C2-N3-C4	-10.09	106.85	111.90
1	A	289	G	N3-C4-C5	-10.09	123.56	128.60
1	A	889	A	C6-N1-C2	-10.09	112.55	118.60
1	A	1460	A	C8-N9-C4	10.08	109.83	105.80
1	A	286	G	N1-C6-O6	10.08	125.95	119.90
1	A	907	A	N1-C6-N6	-10.08	112.55	118.60
1	A	1076	C	C5-C4-N4	-10.08	113.14	120.20
1	A	851	G	C5-C6-N1	-10.07	106.47	111.50
1	A	873	A	N9-C4-C5	10.07	109.83	105.80
1	A	1374	A	C8-N9-C4	-10.07	101.77	105.80
1	A	674	G	C4-C5-C6	10.07	124.84	118.80
1	A	357	G	C8-N9-C4	10.06	110.42	106.40
1	A	723	U	C5-C4-O4	10.06	131.94	125.90
1	A	530	G	C2-N3-C4	-10.06	106.87	111.90
12	L	24	VAL	C-N-CD	-10.05	98.49	120.60
1	A	1311	G	N1-C6-O6	10.05	125.93	119.90
1	A	418	C	N3-C4-C5	10.04	125.92	121.90
1	A	816	A	N1-C6-N6	-10.05	112.57	118.60
1	A	1348	U	N3-C2-O2	-10.03	115.18	122.20
1	A	1057	G	C6-C5-N7	10.03	136.42	130.40
1	A	1111	A	O5'-P-OP2	-10.03	96.67	105.70
1	A	685	G	C8-N9-C1'	10.01	140.01	127.00
1	A	839	U	C5-C6-N1	-10.01	117.69	122.70

Continued on next page...

Continued from previous page...

Mol	Chain	Res	Type	Atoms	Z	Observed(°)	Ideal(°)
1	A	1158	C	C6-N1-C2	-10.01	116.30	120.30
1	A	746	A	C6-N1-C2	-10.01	112.60	118.60
1	A	556	C	C6-N1-C2	10.00	124.30	120.30
1	A	885	G	C5-C6-N1	-9.99	106.50	111.50
1	A	224	C	O5'-P-OP2	-9.99	96.71	105.70
1	A	1279	A	N1-C6-N6	9.99	124.59	118.60
1	A	220	G	C6-C5-N7	-9.99	124.41	130.40
1	A	403	C	C4-C5-C6	9.99	122.39	117.40
1	A	182	U	C5-C6-N1	9.98	127.69	122.70
1	A	446	G	N7-C8-N9	9.98	118.09	113.10
1	A	859	A	C2-N3-C4	-9.98	105.61	110.60
1	A	836	G	N1-C2-N2	9.98	125.18	116.20
1	A	664	G	C5-N7-C8	9.98	109.29	104.30
1	A	723	U	N3-C4-C5	-9.98	108.61	114.60
1	A	1099	G	N3-C4-N9	-9.96	120.02	126.00
1	A	236	G	N1-C2-N2	-9.95	107.25	116.20
1	A	1054	C	N1-C2-O2	9.95	124.87	118.90
1	A	15	G	C4-C5-N7	9.94	114.77	110.80
1	A	614	A	C4-C5-N7	9.92	115.66	110.70
1	A	763	G	C5-C6-O6	-9.92	122.65	128.60
1	A	14	U	C5-C4-O4	9.92	131.85	125.90
1	A	757	U	N1-C2-N3	9.92	120.85	114.90
1	A	249	U	C5-C6-N1	-9.92	117.74	122.70
1	A	970	C	O5'-P-OP2	9.91	122.59	110.70
1	A	701	C	C4-C5-C6	9.91	122.35	117.40
1	A	328	C	C2-N1-C1'	9.90	129.69	118.80
1	A	1516	G	N1-C6-O6	9.90	125.84	119.90
1	A	51	A	C5-C6-N6	-9.90	115.78	123.70
1	A	658	G	C8-N9-C1'	-9.90	114.13	127.00
1	A	801	U	O5'-P-OP1	9.90	122.58	110.70
1	A	1109	C	C6-N1-C2	-9.90	116.34	120.30
1	A	651	C	N3-C2-O2	9.89	128.82	121.90
1	A	769	G	C5-C6-N1	-9.89	106.56	111.50
1	A	1303	C	N3-C2-O2	-9.88	114.98	121.90
1	A	108	G	C4-C5-N7	9.88	114.75	110.80
1	A	144	G	N7-C8-N9	9.88	118.04	113.10
1	A	254	G	C2-N3-C4	-9.87	106.96	111.90
1	A	1081	G	N1-C6-O6	-9.88	113.97	119.90
1	A	1398	A	O5'-P-OP1	-9.87	96.81	105.70
1	A	559	A	C5-C6-N1	9.87	122.64	117.70
1	A	132	C	N3-C2-O2	-9.87	114.99	121.90
1	A	184	G	C5-C6-O6	9.86	134.52	128.60

Continued on next page...

Continued from previous page...

Mol	Chain	Res	Type	Atoms	Z	Observed(°)	Ideal(°)
1	A	147	G	C4-C5-C6	9.85	124.71	118.80
1	A	333	G	C4-C5-N7	-9.85	106.86	110.80
1	A	109	A	C8-N9-C4	-9.84	101.86	105.80
1	A	309	G	C8-N9-C4	-9.84	102.46	106.40
1	A	776	G	C6-C5-N7	9.83	136.30	130.40
1	A	1461	G	C2-N3-C4	-9.83	106.99	111.90
1	A	742	G	C8-N9-C4	9.82	110.33	106.40
1	A	1250	A	N1-C6-N6	9.82	124.49	118.60
1	A	913	A	P-O3'-C3'	9.81	131.48	119.70
1	A	735	C	C5-C4-N4	-9.81	113.33	120.20
1	A	1279	A	C6-C5-N7	-9.80	125.44	132.30
1	A	873	A	N1-C6-N6	-9.79	112.72	118.60
1	A	1100	C	N3-C2-O2	-9.80	115.04	121.90
1	A	1177	G	C4-C5-N7	9.79	114.72	110.80
1	A	975	A	N7-C8-N9	9.79	118.69	113.80
1	A	674	G	C5-C6-N1	-9.79	106.61	111.50
1	A	1196	U	N3-C2-O2	-9.78	115.35	122.20
1	A	754	C	C4-C5-C6	-9.78	112.51	117.40
1	A	1405	G	N3-C4-C5	9.78	133.49	128.60
1	A	745	C	N3-C4-N4	-9.77	111.16	118.00
1	A	504	C	C6-N1-C2	-9.77	116.39	120.30
1	A	1147	C	N1-C2-O2	9.77	124.76	118.90
1	A	632	A	N7-C8-N9	9.77	118.69	113.80
1	A	693	G	C8-N9-C1'	9.77	139.70	127.00
1	A	902	G	C8-N9-C4	9.77	110.31	106.40
1	A	277	C	O5'-P-OP1	-9.77	96.91	105.70
1	A	358	U	N3-C4-O4	9.77	126.24	119.40
1	A	908	A	N1-C2-N3	9.77	134.18	129.30
1	A	540	G	N1-C2-N3	9.76	129.76	123.90
1	A	604	G	N3-C4-C5	9.76	133.48	128.60
1	A	712	A	C4-C5-C6	9.76	121.88	117.00
1	A	728	A	N9-C4-C5	9.76	109.70	105.80
1	A	578	C	C2-N3-C4	-9.76	115.02	119.90
1	A	721	G	N3-C4-C5	-9.76	123.72	128.60
1	A	1447	G	C5-N7-C8	-9.76	99.42	104.30
1	A	598	U	O5'-P-OP2	-9.75	96.92	105.70
1	A	829	G	O5'-P-OP2	-9.75	96.92	105.70
1	A	530	G	N7-C8-N9	9.75	117.97	113.10
1	A	669	U	O5'-P-OP2	-9.75	96.93	105.70
1	A	858	G	N3-C2-N2	9.75	126.72	119.90
1	A	569	C	C5-C6-N1	-9.74	116.13	121.00
1	A	637	G	C8-N9-C4	9.74	110.30	106.40

Continued on next page...

Continued from previous page...

Mol	Chain	Res	Type	Atoms	Z	Observed(°)	Ideal(°)
1	A	662	G	C6-C5-N7	-9.74	124.56	130.40
1	A	1037	C	C6-N1-C2	-9.74	116.40	120.30
1	A	1374	A	C4-C5-N7	-9.74	105.83	110.70
1	A	22	G	C5-C6-O6	-9.74	122.76	128.60
1	A	79	G	N9-C4-C5	-9.73	101.51	105.40
1	A	712	A	N1-C2-N3	9.73	134.17	129.30
1	A	408	A	C8-N9-C4	-9.73	101.91	105.80
1	A	601	C	C4-C5-C6	9.73	122.26	117.40
1	A	1512	U	N1-C2-O2	-9.73	115.99	122.80
1	A	22	G	OP1-P-O3'	-9.72	83.81	105.20
1	A	560	U	C5-C4-O4	9.72	131.73	125.90
1	A	887	G	O5'-P-OP2	-9.72	96.95	105.70
1	A	515	G	C8-N9-C4	-9.72	102.51	106.40
1	A	446	G	C5-C6-N1	-9.71	106.65	111.50
1	A	1028	C	C5-C6-N1	9.70	125.85	121.00
1	A	276	G	N1-C2-N3	9.70	129.72	123.90
1	A	322	C	C6-N1-C2	-9.70	116.42	120.30
1	A	323	U	N1-C2-N3	9.70	120.72	114.90
1	A	512	U	N3-C4-O4	9.69	126.18	119.40
1	A	147	G	N3-C2-N2	-9.68	113.12	119.90
1	A	226	G	C5-C6-N1	-9.68	106.66	111.50
1	A	1464	G	C2-N3-C4	-9.68	107.06	111.90
1	A	514	C	C6-N1-C2	-9.67	116.43	120.30
1	A	1512	U	N1-C2-N3	9.67	120.70	114.90
1	A	104	G	N1-C2-N3	9.67	129.70	123.90
1	A	167	G	C6-C5-N7	-9.66	124.60	130.40
1	A	257	G	O5'-P-OP2	-9.66	97.00	105.70
1	A	901	A	C5-C6-N1	-9.66	112.87	117.70
1	A	802	A	C6-N1-C2	-9.66	112.81	118.60
1	A	279	A	N3-C4-N9	-9.65	119.68	127.40
1	A	761	G	N1-C6-O6	9.65	125.69	119.90
1	A	1501	C	N3-C4-C5	9.65	125.76	121.90
1	A	1515	C	O5'-P-OP1	9.64	122.27	110.70
1	A	20	U	N3-C2-O2	9.64	128.95	122.20
1	A	1467	G	OP1-P-OP2	9.64	134.06	119.60
1	A	10	A	O5'-P-OP2	-9.64	97.03	105.70
1	A	552	U	N3-C4-O4	9.64	126.15	119.40
1	A	649	G	C8-N9-C4	9.64	110.26	106.40
1	A	557	G	N1-C6-O6	-9.64	114.12	119.90
1	A	691	G	C8-N9-C4	-9.64	102.55	106.40
1	A	380	G	C5-C6-O6	9.63	134.38	128.60
1	A	672	U	C4-C5-C6	9.63	125.48	119.70

Continued on next page...

Continued from previous page...

Mol	Chain	Res	Type	Atoms	Z	Observed(°)	Ideal(°)
1	A	1501	C	N3-C4-N4	-9.63	111.26	118.00
1	A	251	G	C5-C6-N1	-9.62	106.69	111.50
1	A	893	C	N1-C2-O2	9.62	124.67	118.90
1	A	1147	C	N3-C2-O2	-9.62	115.17	121.90
1	A	372	C	C5-C4-N4	-9.62	113.47	120.20
1	A	721	G	OP1-P-OP2	9.62	134.02	119.60
1	A	624	C	O5'-P-OP2	-9.61	97.05	105.70
1	A	1252	A	N1-C6-N6	-9.61	112.83	118.60
1	A	295	C	C6-N1-C2	-9.61	116.46	120.30
1	A	150	C	C6-N1-C2	9.60	124.14	120.30
1	A	1414	U	C4-C5-C6	9.60	125.46	119.70
1	A	497	A	C5-C6-N6	9.60	131.38	123.70
1	A	807	A	C2-N3-C4	-9.60	105.80	110.60
1	A	804	U	C5-C6-N1	-9.60	117.90	122.70
1	A	1530	G	C6-C5-N7	9.60	136.16	130.40
1	A	184	G	N7-C8-N9	-9.59	108.30	113.10
1	A	223	U	C5-C6-N1	-9.59	117.90	122.70
1	A	767	A	N1-C2-N3	9.59	134.10	129.30
1	A	789	U	C5-C4-O4	9.59	131.66	125.90
1	A	559	A	N3-C4-C5	-9.59	120.09	126.80
1	A	561	U	N3-C4-O4	9.59	126.11	119.40
1	A	104	G	C5-C6-N1	-9.59	106.71	111.50
1	A	1050	G	C6-C5-N7	-9.59	124.65	130.40
1	A	184	G	N1-C6-O6	-9.58	114.15	119.90
1	A	1504	G	C8-N9-C4	-9.58	102.57	106.40
1	A	1485	U	C5-C4-O4	9.58	131.65	125.90
1	A	718	G	N1-C6-O6	9.58	125.65	119.90
1	A	1202	G	N3-C4-N9	-9.58	120.25	126.00
1	A	528	C	N1-C2-O2	-9.57	113.16	118.90
1	A	47	C	C4-C5-C6	9.56	122.18	117.40
1	A	482	A	N1-C2-N3	9.56	134.08	129.30
1	A	1014	A	C2-N3-C4	9.56	115.38	110.60
1	A	1516	G	C4-N9-C1'	-9.56	114.07	126.50
1	A	770	C	C6-N1-C2	9.56	124.12	120.30
1	A	1171	G	C8-N9-C4	-9.56	102.58	106.40
1	A	117	G	C8-N9-C1'	-9.55	114.58	127.00
1	A	1485	U	C4-C5-C6	9.55	125.43	119.70
1	A	821	G	C2-N3-C4	-9.55	107.13	111.90
1	A	1451	A	N7-C8-N9	-9.55	109.03	113.80
1	A	187	C	C4-C5-C6	9.55	122.17	117.40
1	A	862	C	C5-C6-N1	-9.54	116.23	121.00
1	A	116	A	N7-C8-N9	-9.54	109.03	113.80

Continued on next page...

Continued from previous page...

Mol	Chain	Res	Type	Atoms	Z	Observed(°)	Ideal(°)
1	A	147	G	N1-C6-O6	9.54	125.62	119.90
1	A	238	G	C2-N3-C4	-9.54	107.13	111.90
1	A	1341	U	C5-C6-N1	-9.54	117.93	122.70
1	A	906	G	C6-C5-N7	-9.54	124.68	130.40
1	A	916	G	C8-N9-C4	-9.53	102.59	106.40
1	A	569	C	C2-N3-C4	-9.53	115.14	119.90
1	A	685	G	C4-N9-C1'	-9.53	114.11	126.50
1	A	1397	C	N1-C2-O2	9.53	124.62	118.90
1	A	760	G	N3-C2-N2	-9.52	113.23	119.90
1	A	513	C	O5'-P-OP2	9.52	122.13	110.70
1	A	633	G	C4-C5-N7	9.52	114.61	110.80
1	A	1496	C	N3-C4-N4	-9.52	111.34	118.00
1	A	1354	C	N3-C4-C5	-9.52	118.09	121.90
1	A	1323	G	C5-C6-O6	-9.51	122.89	128.60
1	A	304	U	N1-C2-O2	9.51	129.46	122.80
1	A	886	G	C6-C5-N7	-9.51	124.69	130.40
1	A	886	G	N1-C6-O6	9.51	125.61	119.90
1	A	515	G	C6-C5-N7	-9.51	124.70	130.40
1	A	729	A	C5-C6-N6	9.51	131.30	123.70
1	A	855	G	C6-C5-N7	-9.51	124.70	130.40
1	A	675	A	C2-N3-C4	-9.50	105.85	110.60
1	A	113	G	N9-C4-C5	-9.50	101.60	105.40
1	A	256	U	C5-C4-O4	-9.50	120.20	125.90
1	A	618	C	N3-C2-O2	9.50	128.55	121.90
1	A	20	U	C5-C6-N1	-9.50	117.95	122.70
1	A	494	G	C8-N9-C4	-9.50	102.60	106.40
1	A	778	G	C4-C5-C6	9.50	124.50	118.80
1	A	6	G	N3-C2-N2	-9.49	113.25	119.90
1	A	239	U	N1-C2-O2	-9.49	116.15	122.80
1	A	275	G	C6-C5-N7	-9.49	124.70	130.40
1	A	916	G	O5'-P-OP2	-9.49	97.16	105.70
1	A	254	G	O5'-P-OP1	-9.49	97.16	105.70
1	A	639	G	N1-C6-O6	9.49	125.59	119.90
1	A	860	A	C8-N9-C4	9.49	109.59	105.80
1	A	113	G	O5'-P-OP1	9.48	122.08	110.70
1	A	1215	G	C8-N9-C4	-9.48	102.61	106.40
1	A	1502	A	N7-C8-N9	9.48	118.54	113.80
1	A	446	G	N1-C2-N3	9.47	129.59	123.90
1	A	1505	G	C4-N9-C1'	9.47	138.82	126.50
1	A	1211	U	N1-C2-O2	9.47	129.43	122.80
1	A	901	A	C6-N1-C2	9.47	124.28	118.60
1	A	122	G	C5-C6-N1	-9.47	106.77	111.50

Continued on next page...

Continued from previous page...

Mol	Chain	Res	Type	Atoms	Z	Observed(°)	Ideal(°)
1	A	284	G	C8-N9-C4	9.47	110.19	106.40
1	A	809	G	O5'-P-OP2	-9.46	97.19	105.70
1	A	256	U	N3-C2-O2	9.46	128.82	122.20
1	A	1068	G	C4-C5-N7	9.45	114.58	110.80
1	A	774	G	N1-C6-O6	9.45	125.57	119.90
1	A	33	A	O5'-P-OP2	-9.45	97.19	105.70
1	A	373	A	N1-C6-N6	-9.45	112.93	118.60
1	A	802	A	C5-C6-N6	-9.45	116.14	123.70
1	A	1344	C	C6-N1-C2	9.45	124.08	120.30
1	A	33	A	N1-C6-N6	9.45	124.27	118.60
1	A	251	G	N9-C4-C5	-9.45	101.62	105.40
1	A	1487	G	N3-C4-N9	9.44	131.66	126.00
1	A	132	C	C2-N3-C4	-9.44	115.18	119.90
1	A	26	A	C8-N9-C4	-9.43	102.03	105.80
1	A	877	C	O5'-P-OP1	-9.43	97.21	105.70
1	A	965	A	C8-N9-C4	9.43	109.57	105.80
1	A	814	A	N3-C4-C5	9.43	133.40	126.80
1	A	1487	G	C5-N7-C8	9.43	109.02	104.30
1	A	721	G	C8-N9-C1'	-9.43	114.75	127.00
1	A	854	G	C6-C5-N7	-9.42	124.75	130.40
1	A	920	U	C5-C6-N1	-9.42	117.99	122.70
1	A	318	G	N3-C2-N2	-9.42	113.31	119.90
1	A	18	C	C4-C5-C6	9.41	122.11	117.40
1	A	821	G	N1-C2-N3	9.41	129.55	123.90
1	A	776	G	N1-C6-O6	-9.40	114.26	119.90
1	A	885	G	C2-N3-C4	-9.40	107.20	111.90
1	A	629	G	N9-C4-C5	9.39	109.16	105.40
1	A	332	G	OP2-P-O3'	9.39	125.86	105.20
1	A	976	G	C8-N9-C4	9.39	110.16	106.40
1	A	265	G	N1-C2-N2	-9.39	107.75	116.20
1	A	333	G	C4-C5-C6	9.39	124.43	118.80
1	A	1471	G	C5-C6-N1	-9.39	106.81	111.50
1	A	49	U	N3-C2-O2	9.39	128.77	122.20
1	A	55	A	N1-C6-N6	-9.38	112.97	118.60
1	A	302	G	O5'-P-OP2	-9.37	97.26	105.70
1	A	944	G	N1-C2-N2	-9.37	107.76	116.20
1	A	1227	A	N9-C4-C5	-9.37	102.05	105.80
1	A	16	A	N7-C8-N9	-9.37	109.11	113.80
1	A	1510	U	C5-C4-O4	-9.37	120.28	125.90
1	A	357	G	N7-C8-N9	-9.37	108.42	113.10
1	A	364	A	C2-N3-C4	-9.37	105.92	110.60
1	A	657	G	C6-C5-N7	-9.37	124.78	130.40

Continued on next page...

Continued from previous page...

Mol	Chain	Res	Type	Atoms	Z	Observed(°)	Ideal(°)
1	A	348	G	C5-C6-O6	-9.36	122.98	128.60
1	A	1333	A	C6-N1-C2	-9.36	112.98	118.60
1	A	1237	C	C4-C5-C6	9.36	122.08	117.40
1	A	365	U	N3-C4-O4	9.35	125.95	119.40
1	A	438	G	C5-N7-C8	9.35	108.97	104.30
1	A	533	A	OP1-P-OP2	-9.35	105.58	119.60
1	A	1254	C	N1-C2-O2	-9.34	113.29	118.90
1	A	560	U	N1-C2-O2	9.34	129.34	122.80
1	A	125	U	N1-C2-N3	9.34	120.50	114.90
1	A	759	A	C8-N9-C4	-9.34	102.06	105.80
1	A	254	G	C5-C6-O6	-9.33	123.00	128.60
1	A	230	G	C5-C6-O6	9.33	134.20	128.60
1	A	811	C	O5'-P-OP2	-9.33	97.30	105.70
1	A	855	G	O5'-P-OP2	9.33	121.90	110.70
1	A	858	G	C8-N9-C4	-9.33	102.67	106.40
1	A	41	G	C5-C6-O6	-9.32	123.00	128.60
1	A	586	C	O5'-P-OP2	-9.32	97.31	105.70
1	A	611	A	O5'-P-OP2	-9.32	97.31	105.70
1	A	1116	C	C6-N1-C2	9.32	124.03	120.30
1	A	1098	C	C6-N1-C2	9.32	124.03	120.30
1	A	1454	G	O5'-P-OP1	9.32	121.88	110.70
1	A	405	U	C4-C5-C6	9.32	125.29	119.70
1	A	103	C	N3-C2-O2	-9.31	115.38	121.90
1	A	1338	G	N3-C4-C5	-9.31	123.94	128.60
1	A	3	G	O4'-C1'-N9	9.31	115.65	108.20
1	A	551	U	C6-N1-C2	9.31	126.59	121.00
1	A	1054	C	N3-C4-N4	9.31	124.52	118.00
1	A	318	G	C5-N7-C8	9.31	108.95	104.30
1	A	1488	G	N1-C6-O6	9.31	125.48	119.90
1	A	778	G	C8-N9-C4	9.31	110.12	106.40
1	A	79	G	C4-C5-N7	9.30	114.52	110.80
1	A	927	G	N3-C2-N2	-9.30	113.39	119.90
1	A	8	A	C5-C6-N6	9.30	131.14	123.70
1	A	278	G	C5-C6-O6	9.29	134.18	128.60
1	A	1474	G	C5-C6-N1	-9.29	106.85	111.50
1	A	160	A	O5'-P-OP2	-9.29	97.34	105.70
1	A	894	G	C4-C5-N7	9.29	114.52	110.80
1	A	403	C	N3-C4-N4	9.28	124.50	118.00
1	A	1082	G	C6-C5-N7	-9.29	124.83	130.40
1	A	1191	A	N1-C6-N6	9.28	124.17	118.60
1	A	1510	U	N1-C2-N3	-9.28	109.33	114.90
1	A	952	U	N3-C4-O4	9.28	125.90	119.40

Continued on next page...

Continued from previous page...

Mol	Chain	Res	Type	Atoms	Z	Observed(°)	Ideal(°)
1	A	1178	G	C4-C5-N7	-9.28	107.09	110.80
1	A	117	G	C5-C6-O6	-9.28	123.03	128.60
1	A	199	G	N3-C4-C5	9.28	133.24	128.60
1	A	58	C	C6-N1-C2	-9.27	116.59	120.30
1	A	320	C	N3-C4-N4	9.27	124.49	118.00
1	A	363	A	N1-C2-N3	9.27	133.94	129.30
1	A	1020	U	O4'-C1'-N1	9.27	115.62	108.20
1	A	778	G	C4-N9-C1'	9.27	138.55	126.50
1	A	1235	U	N1-C2-N3	9.27	120.46	114.90
1	A	1416	G	C8-N9-C4	-9.27	102.69	106.40
1	A	564	C	N3-C4-N4	9.26	124.48	118.00
1	A	922	G	N3-C2-N2	-9.26	113.42	119.90
1	A	1212	U	C2-N1-C1'	9.26	128.81	117.70
1	A	318	G	N7-C8-N9	-9.26	108.47	113.10
1	A	508	C	O5'-P-OP2	-9.26	97.37	105.70
1	A	794	A	O5'-P-OP2	-9.26	97.37	105.70
1	A	1298	C	O5'-P-OP1	-9.26	97.37	105.70
1	A	228	A	N1-C6-N6	-9.25	113.05	118.60
1	A	1079	G	N3-C4-N9	9.25	131.55	126.00
1	A	304	U	N3-C2-O2	-9.25	115.73	122.20
1	A	1441	G	O5'-P-OP2	-9.25	97.38	105.70
1	A	1280	A	C4-C5-N7	-9.24	106.08	110.70
1	A	577	G	C2-N3-C4	-9.24	107.28	111.90
1	A	15	G	N1-C6-O6	9.24	125.44	119.90
1	A	782	A	N9-C4-C5	9.24	109.50	105.80
1	A	1202	G	O5'-P-OP1	-9.24	97.39	105.70
1	A	1212	U	O4'-C1'-N1	9.24	115.59	108.20
1	A	837	G	N1-C6-O6	9.23	125.44	119.90
1	A	975	A	N1-C2-N3	9.23	133.91	129.30
1	A	752	G	N1-C6-O6	-9.23	114.36	119.90
1	A	766	A	C2-N3-C4	-9.23	105.99	110.60
1	A	18	C	C5-C6-N1	-9.22	116.39	121.00
1	A	18	C	C2-N3-C4	-9.22	115.29	119.90
1	A	242	C	C5-C6-N1	-9.22	116.39	121.00
1	A	390	C	N3-C4-C5	-9.22	118.21	121.90
1	A	619	U	O5'-P-OP1	9.22	121.76	110.70
1	A	243	A	N1-C6-N6	9.21	124.13	118.60
1	A	730	G	C5-N7-C8	9.21	108.91	104.30
1	A	521	G	C5-C6-N1	9.21	116.10	111.50
1	A	1338	G	N1-C6-O6	-9.21	114.38	119.90
1	A	753	A	C4-C5-N7	-9.20	106.10	110.70
1	A	779	C	C5-C6-N1	-9.20	116.40	121.00

Continued on next page...

Continued from previous page...

Mol	Chain	Res	Type	Atoms	Z	Observed(°)	Ideal(°)
1	A	550	G	N1-C2-N3	9.20	129.42	123.90
1	A	883	C	N3-C4-C5	-9.20	118.22	121.90
1	A	1222	G	N3-C2-N2	-9.20	113.46	119.90
1	A	181	G	C4-N9-C1'	9.19	138.45	126.50
1	A	204	U	C6-N1-C2	-9.18	115.49	121.00
1	A	721	G	C4-N9-C1'	9.18	138.43	126.50
1	A	658	G	C4-N9-C1'	9.18	138.43	126.50
1	A	1483	A	C5-C6-N1	9.18	122.29	117.70
1	A	619	U	N1-C2-N3	9.17	120.40	114.90
1	A	442	C	C6-N1-C2	9.17	123.97	120.30
1	A	901	A	OP2-P-O3'	9.17	125.37	105.20
1	A	1214	C	C5-C4-N4	9.17	126.62	120.20
1	A	1003	G	N3-C4-C5	-9.16	124.02	128.60
1	A	531	U	C2-N1-C1'	-9.16	106.71	117.70
1	A	753	A	N9-C4-C5	9.16	109.46	105.80
1	A	953	G	N1-C2-N2	-9.16	107.95	116.20
1	A	778	G	C5-C6-N1	-9.16	106.92	111.50
1	A	908	A	C5-C6-N6	9.16	131.03	123.70
1	A	199	G	C5-C6-N1	-9.15	106.92	111.50
1	A	895	G	C8-N9-C4	-9.15	102.74	106.40
1	A	1252	A	C8-N9-C4	9.15	109.46	105.80
1	A	328	C	N3-C2-O2	-9.15	115.50	121.90
1	A	446	G	C6-C5-N7	-9.15	124.91	130.40
1	A	93	G	N1-C6-O6	9.14	125.39	119.90
1	A	323	U	O5'-P-OP2	-9.14	97.47	105.70
1	A	836	G	C5-C6-O6	-9.14	123.11	128.60
1	A	1210	C	N3-C4-C5	-9.14	118.24	121.90
1	A	60	A	O5'-P-OP1	-9.14	97.48	105.70
1	A	26	A	C2-N3-C4	-9.14	106.03	110.60
1	A	506	G	C4-N9-C1'	9.13	138.37	126.50
1	A	818	G	N3-C4-N9	-9.13	120.52	126.00
1	A	143	A	C8-N9-C4	9.12	109.45	105.80
1	A	413	G	C2-N3-C4	-9.12	107.34	111.90
1	A	1245	A	N1-C6-N6	-9.12	113.13	118.60
1	A	1394	A	O5'-P-OP2	-9.12	97.49	105.70
1	A	278	G	N1-C2-N2	-9.12	107.99	116.20
1	A	793	U	N3-C2-O2	-9.12	115.82	122.20
1	A	1201	A	P-O3'-C3'	9.12	130.64	119.70
1	A	625	G	N1-C6-O6	9.11	125.37	119.90
1	A	1252	A	C4-C5-N7	-9.11	106.14	110.70
1	A	1139	G	C8-N9-C4	-9.11	102.76	106.40
1	A	1229	A	C2-N3-C4	-9.11	106.05	110.60

Continued on next page...

Continued from previous page...

Mol	Chain	Res	Type	Atoms	Z	Observed(°)	Ideal(°)
1	A	152	A	O5'-P-OP2	9.11	121.63	110.70
1	A	348	G	C5-N7-C8	-9.10	99.75	104.30
1	A	559	A	C2-N3-C4	9.10	115.15	110.60
1	A	1392	G	O5'-P-OP2	-9.10	97.51	105.70
1	A	266	G	N1-C6-O6	9.10	125.36	119.90
1	A	308	C	C5-C6-N1	9.10	125.55	121.00
1	A	447	G	C8-N9-C4	9.09	110.04	106.40
1	A	557	G	C4-C5-N7	-9.09	107.16	110.80
1	A	199	G	C8-N9-C4	9.09	110.04	106.40
1	A	524	G	C2-N3-C4	9.09	116.44	111.90
1	A	17	U	C5-C6-N1	-9.09	118.16	122.70
1	A	1530	G	C5-C6-O6	-9.09	123.15	128.60
1	A	1055	A	N1-C6-N6	9.08	124.05	118.60
1	A	401	C	C5-C4-N4	-9.08	113.84	120.20
1	A	62	U	C4-C5-C6	9.08	125.15	119.70
1	A	615	C	N3-C4-N4	9.08	124.36	118.00
1	A	806	C	C5-C4-N4	-9.08	113.84	120.20
1	A	788	U	N3-C4-O4	9.08	125.75	119.40
1	A	823	G	C5-C6-O6	-9.08	123.15	128.60
1	A	1070	U	C5-C6-N1	-9.07	118.16	122.70
1	A	1341	U	O5'-P-OP2	-9.07	97.53	105.70
1	A	839	U	N3-C4-O4	-9.07	113.05	119.40
1	A	632	A	C5-N7-C8	-9.07	99.37	103.90
1	A	1354	C	N3-C4-N4	9.07	124.35	118.00
1	A	1415	G	N9-C4-C5	9.06	109.03	105.40
1	A	334	C	C6-N1-C2	-9.06	116.68	120.30
1	A	1258	G	C8-N9-C4	-9.06	102.78	106.40
1	A	511	C	O5'-P-OP2	-9.06	97.55	105.70
1	A	1212	U	N1-C2-N3	-9.06	109.46	114.90
1	A	730	G	C4-C5-C6	9.05	124.23	118.80
1	A	1188	A	O5'-P-OP1	-9.05	97.55	105.70
1	A	557	G	N9-C4-C5	9.05	109.02	105.40
1	A	560	U	N1-C2-N3	9.05	120.33	114.90
1	A	1117	G	N9-C4-C5	-9.05	101.78	105.40
1	A	1409	C	C5-C4-N4	-9.05	113.86	120.20
1	A	1486	G	O5'-P-OP2	-9.05	97.56	105.70
1	A	832	C	O5'-P-OP2	-9.05	97.56	105.70
1	A	529	G	C6-C5-N7	-9.04	124.97	130.40
1	A	724	G	N3-C4-C5	-9.05	124.08	128.60
1	A	1173	G	C8-N9-C4	9.05	110.02	106.40
1	A	1417	G	N1-C6-O6	9.04	125.33	119.90
1	A	361	G	OP2-P-O3'	9.04	125.08	105.20

Continued on next page...

Continued from previous page...

Mol	Chain	Res	Type	Atoms	Z	Observed(°)	Ideal(°)
1	A	724	G	N7-C8-N9	9.04	117.62	113.10
1	A	1323	G	C2-N3-C4	-9.04	107.38	111.90
12	L	53	ARG	NE-CZ-NH1	9.03	124.82	120.30
1	A	855	G	N1-C2-N3	9.03	129.32	123.90
1	A	181	G	C8-N9-C1'	-9.03	115.26	127.00
1	A	450	G	N3-C2-N2	-9.03	113.58	119.90
1	A	721	G	O5'-P-OP2	-9.02	97.58	105.70
1	A	1121	U	C6-N1-C2	9.02	126.41	121.00
1	A	797	C	N3-C4-N4	9.01	124.31	118.00
1	A	858	G	N3-C4-C5	-9.01	124.09	128.60
1	A	174	C	OP2-P-O3'	9.01	125.02	105.20
1	A	279	A	N3-C4-C5	9.01	133.11	126.80
1	A	912	C	C6-N1-C2	-9.01	116.70	120.30
1	A	1215	G	N1-C6-O6	9.01	125.30	119.90
1	A	793	U	C6-N1-C2	-9.00	115.60	121.00
1	A	1067	A	C8-N9-C4	-9.00	102.20	105.80
1	A	46	G	N1-C2-N2	9.00	124.30	116.20
1	A	144	G	C6-C5-N7	-9.00	125.00	130.40
1	A	1331	G	N9-C4-C5	9.00	109.00	105.40
1	A	963	G	N3-C4-C5	-9.00	124.10	128.60
1	A	1237	C	N1-C2-N3	8.99	125.50	119.20
1	A	663	A	C8-N9-C4	8.99	109.40	105.80
1	A	108	G	C4-C5-C6	8.99	124.19	118.80
1	A	890	G	O4'-C1'-N9	8.99	115.39	108.20
1	A	1335	C	N3-C4-N4	-8.99	111.71	118.00
1	A	1371	G	O5'-P-OP2	8.99	121.48	110.70
1	A	490	G	C8-N9-C4	8.98	109.99	106.40
1	A	667	G	C5-C6-N1	-8.98	107.01	111.50
1	A	721	G	O5'-P-OP1	-8.98	97.62	105.70
1	A	804	U	N3-C2-O2	-8.98	115.92	122.20
1	A	911	U	O5'-P-OP2	-8.98	97.62	105.70
1	A	1222	G	C2-N3-C4	-8.97	107.41	111.90
1	A	528	C	N3-C4-N4	8.97	124.28	118.00
1	A	117	G	C4-C5-N7	8.97	114.39	110.80
1	A	551	U	C5-C6-N1	-8.97	118.22	122.70
1	A	1447	G	N7-C8-N9	8.97	117.58	113.10
1	A	1516	G	N3-C4-N9	-8.97	120.62	126.00
1	A	582	U	C2-N3-C4	-8.96	121.62	127.00
1	A	284	G	N3-C2-N2	-8.96	113.63	119.90
1	A	604	G	N1-C6-O6	8.96	125.28	119.90
1	A	321	A	O5'-P-OP1	8.95	121.44	110.70
1	A	665	A	O5'-P-OP2	-8.96	97.64	105.70

Continued on next page...

Continued from previous page...

Mol	Chain	Res	Type	Atoms	Z	Observed(°)	Ideal(°)
1	A	1488	G	C5-C6-N1	-8.95	107.02	111.50
1	A	309	G	N3-C2-N2	-8.95	113.64	119.90
1	A	1415	G	N1-C2-N2	-8.95	108.14	116.20
1	A	1197	G	O5'-P-OP2	-8.95	97.65	105.70
1	A	1499	A	N1-C6-N6	-8.95	113.23	118.60
1	A	1515	C	N3-C4-C5	8.94	125.48	121.90
1	A	153	C	O5'-P-OP2	-8.94	97.65	105.70
1	A	1148	U	N3-C2-O2	-8.94	115.94	122.20
1	A	109	A	N3-C4-N9	-8.94	120.25	127.40
1	A	752	G	C5-N7-C8	8.93	108.77	104.30
1	A	1189	C	OP2-P-O3'	8.93	124.85	105.20
1	A	667	G	N1-C6-O6	8.93	125.26	119.90
1	A	522	C	C2-N1-C1'	-8.93	108.98	118.80
1	A	1502	A	N1-C2-N3	8.93	133.76	129.30
1	A	116	A	C2-N3-C4	-8.93	106.14	110.60
1	A	61	G	C5-C6-O6	-8.92	123.25	128.60
1	A	483	C	OP1-P-OP2	8.92	132.98	119.60
1	A	396	G	C5-C6-O6	8.91	133.95	128.60
1	A	497	A	C4-C5-N7	-8.91	106.24	110.70
1	A	421	U	O5'-P-OP1	-8.91	97.68	105.70
1	A	629	G	C4-C5-N7	-8.91	107.24	110.80
1	A	1082	G	C5-C6-N1	-8.91	107.05	111.50
1	A	1397	C	C4-C5-C6	-8.91	112.95	117.40
1	A	281	G	C6-C5-N7	-8.90	125.06	130.40
1	A	802	A	N1-C6-N6	8.90	123.94	118.60
1	A	7	G	O5'-P-OP1	-8.90	97.69	105.70
1	A	1388	C	C2-N1-C1'	8.90	128.59	118.80
1	A	583	A	N1-C6-N6	8.89	123.94	118.60
1	A	779	C	C4-C5-C6	8.88	121.84	117.40
1	A	254	G	C8-N9-C4	8.88	109.95	106.40
1	A	1356	G	C5-C6-N1	-8.88	107.06	111.50
1	A	113	G	C5-C6-O6	-8.88	123.27	128.60
1	A	1308	U	N3-C4-C5	-8.88	109.27	114.60
1	A	53	A	N1-C2-N3	8.87	133.74	129.30
1	A	578	C	C6-N1-C2	8.88	123.85	120.30
1	A	761	G	C5-C6-O6	-8.87	123.28	128.60
1	A	539	A	O5'-P-OP2	-8.87	97.72	105.70
1	A	601	C	C5-C6-N1	-8.87	116.56	121.00
1	A	120	A	O5'-P-OP1	-8.87	97.72	105.70
1	A	761	G	C4-C5-N7	8.87	114.35	110.80
1	A	74	C	OP1-P-OP2	-8.86	106.31	119.60
1	A	783	C	OP2-P-O3'	8.86	124.69	105.20

Continued on next page...

Continued from previous page...

Mol	Chain	Res	Type	Atoms	Z	Observed(°)	Ideal(°)
1	A	1254	C	N3-C2-O2	8.86	128.10	121.90
1	A	81	U	C5-C6-N1	8.86	127.13	122.70
1	A	583	A	N1-C2-N3	8.86	133.73	129.30
1	A	1415	G	C2-N3-C4	8.86	116.33	111.90
1	A	276	G	N9-C4-C5	-8.86	101.86	105.40
1	A	1443	G	N3-C4-C5	8.85	133.03	128.60
1	A	746	A	N9-C4-C5	8.85	109.34	105.80
1	A	1506	U	N3-C4-O4	8.85	125.59	119.40
1	A	1539	C	C2-N1-C1'	8.85	128.53	118.80
1	A	101	A	O5'-P-OP2	-8.85	97.74	105.70
1	A	300	A	C5-C6-N6	8.85	130.78	123.70
1	A	699	C	C6-N1-C2	8.84	123.84	120.30
1	A	824	C	N3-C4-C5	-8.84	118.36	121.90
1	A	1050	G	C2-N3-C4	-8.84	107.48	111.90
1	A	616	G	O5'-P-OP2	-8.84	97.74	105.70
1	A	193	C	C4-C5-C6	8.84	121.82	117.40
1	A	101	A	O5'-P-OP1	8.83	121.30	110.70
1	A	557	G	C6-N1-C2	-8.83	119.80	125.10
1	A	1190	G	P-O3'-C3'	8.83	130.30	119.70
1	A	66	G	N3-C2-N2	-8.83	113.72	119.90
1	A	633	G	C6-C5-N7	-8.83	125.10	130.40
1	A	866	C	N3-C4-C5	-8.83	118.37	121.90
1	A	113	G	C8-N9-C1'	-8.82	115.53	127.00
1	A	586	C	N1-C2-O2	-8.82	113.61	118.90
1	A	1064	G	N3-C2-N2	-8.82	113.72	119.90
1	A	576	G	O5'-P-OP1	-8.82	97.77	105.70
1	A	1222	G	C4-C5-N7	-8.82	107.27	110.80
1	A	542	G	N3-C2-N2	-8.81	113.73	119.90
1	A	32	A	N1-C2-N3	8.81	133.71	129.30
1	A	237	C	OP2-P-O3'	8.80	124.56	105.20
1	A	306	G	N3-C2-N2	-8.80	113.74	119.90
1	A	1144	G	N1-C6-O6	8.80	125.18	119.90
1	A	31	G	O5'-P-OP2	-8.80	97.78	105.70
1	A	250	A	C5-C6-N1	-8.80	113.30	117.70
1	A	542	G	N1-C6-O6	8.79	125.18	119.90
1	A	818	G	C4-C5-N7	-8.79	107.28	110.80
1	A	1191	A	C4-C5-N7	8.79	115.10	110.70
1	A	817	C	C2-N1-C1'	8.79	128.47	118.80
1	A	1212	U	C5-C6-N1	8.79	127.10	122.70
1	A	380	G	C4-C5-N7	-8.79	107.28	110.80
1	A	438	G	N1-C6-O6	-8.78	114.63	119.90
1	A	177	C	OP1-P-OP2	8.78	132.77	119.60

Continued on next page...

Continued from previous page...

Mol	Chain	Res	Type	Atoms	Z	Observed(°)	Ideal(°)
1	A	1064	G	C8-N9-C1'	8.78	138.42	127.00
1	A	239	U	N1-C2-N3	8.78	120.17	114.90
1	A	313	A	C8-N9-C4	8.78	109.31	105.80
1	A	1303	C	N1-C2-O2	8.78	124.17	118.90
1	A	668	G	C6-C5-N7	-8.78	125.14	130.40
1	A	641	U	N3-C4-O4	8.77	125.54	119.40
1	A	1047	G	N1-C6-O6	8.77	125.16	119.90
1	A	113	G	C2-N3-C4	-8.76	107.52	111.90
1	A	795	C	C6-N1-C2	8.76	123.81	120.30
1	A	615	C	N3-C4-C5	-8.76	118.40	121.90
1	A	742	G	N7-C8-N9	-8.76	108.72	113.10
1	A	1411	C	C6-N1-C2	-8.76	116.80	120.30
1	A	293	G	N1-C2-N3	8.75	129.15	123.90
1	A	632	A	N1-C6-N6	8.75	123.85	118.60
1	A	14	U	N1-C2-N3	8.74	120.15	114.90
1	A	668	G	N1-C6-O6	8.74	125.15	119.90
1	A	1342	C	N3-C2-O2	8.74	128.02	121.90
1	A	840	C	C5-C6-N1	8.74	125.37	121.00
1	A	1168	A	C4-C5-C6	8.74	121.37	117.00
1	A	117	G	N1-C2-N3	8.73	129.14	123.90
1	A	260	G	C4-C5-C6	8.73	124.04	118.80
1	A	904	C	C5-C6-N1	-8.73	116.63	121.00
1	A	218	C	N1-C2-O2	-8.73	113.66	118.90
1	A	564	C	C4-C5-C6	8.73	121.77	117.40
1	A	658	G	N1-C2-N2	-8.73	108.34	116.20
1	A	1286	A	C4-C5-N7	8.73	115.06	110.70
1	A	1062	U	C5-C4-O4	8.73	131.14	125.90
1	A	1057	G	C4-N9-C1'	-8.73	115.16	126.50
1	A	1286	A	N1-C6-N6	8.73	123.84	118.60
1	A	1323	G	N9-C4-C5	-8.73	101.91	105.40
1	A	1193	G	C5-N7-C8	-8.72	99.94	104.30
1	A	910	C	N1-C2-O2	-8.72	113.67	118.90
1	A	1223	C	C6-N1-C2	-8.72	116.81	120.30
1	A	893	C	C2-N3-C4	8.72	124.26	119.90
1	A	47	C	N1-C2-O2	8.71	124.13	118.90
1	A	331	G	C5-C6-N1	-8.71	107.14	111.50
1	A	554	C	C4-C5-C6	8.71	121.76	117.40
1	A	858	G	N1-C2-N2	-8.71	108.36	116.20
1	A	372	C	C5'-C4'-O4'	8.71	119.55	109.10
1	A	490	G	N9-C4-C5	-8.71	101.92	105.40
1	A	1053	G	N3-C4-C5	8.70	132.95	128.60
1	A	1316	G	N3-C4-N9	-8.70	120.78	126.00

Continued on next page...

Continued from previous page...

Mol	Chain	Res	Type	Atoms	Z	Observed(°)	Ideal(°)
1	A	26	A	C6-N1-C2	-8.70	113.38	118.60
1	A	579	G	C6-N1-C2	-8.70	119.88	125.10
1	A	284	G	C4-C5-C6	8.70	124.02	118.80
1	A	446	G	C4-C5-C6	8.69	124.02	118.80
1	A	1100	C	C6-N1-C1'	-8.69	110.37	120.80
1	A	1283	G	N1-C6-O6	8.69	125.11	119.90
1	A	117	G	O5'-P-OP2	-8.69	97.88	105.70
1	A	227	G	N1-C6-O6	8.68	125.11	119.90
1	A	818	G	C6-N1-C2	8.68	130.31	125.10
1	A	1094	G	C8-N9-C1'	-8.68	115.72	127.00
1	A	1331	G	N3-C4-N9	-8.68	120.79	126.00
1	A	803	G	N1-C6-O6	-8.68	114.69	119.90
1	A	55	A	C6-N1-C2	-8.67	113.40	118.60
1	A	536	C	N1-C2-O2	-8.67	113.70	118.90
1	A	15	G	C6-C5-N7	-8.67	125.20	130.40
1	A	513	C	O5'-P-OP1	-8.67	97.90	105.70
1	A	685	G	N3-C4-C5	8.67	132.93	128.60
1	A	1060	C	N3-C4-C5	-8.66	118.43	121.90
1	A	289	G	C8-N9-C4	-8.66	102.94	106.40
1	A	956	U	C6-N1-C2	8.66	126.20	121.00
1	A	1309	G	C5-C6-N1	8.66	115.83	111.50
1	A	280	C	N3-C4-C5	-8.66	118.44	121.90
1	A	728	A	N1-C6-N6	-8.66	113.41	118.60
1	A	318	G	C4-C5-N7	-8.65	107.34	110.80
1	A	1071	C	C6-N1-C2	8.65	123.76	120.30
1	A	1264	C	N3-C4-C5	-8.65	118.44	121.90
1	A	1405	G	C5-C6-O6	-8.65	123.41	128.60
1	A	348	G	N1-C6-O6	8.64	125.09	119.90
1	A	352	C	C4-C5-C6	8.64	121.72	117.40
1	A	970	C	O5'-P-OP1	-8.64	97.92	105.70
1	A	1004	A	O4'-C1'-N9	8.64	115.11	108.20
1	A	1342	C	N1-C2-N3	-8.64	113.15	119.20
1	A	1514	C	N3-C4-C5	8.64	125.36	121.90
1	A	121	C	C6-N1-C2	8.64	123.76	120.30
1	A	236	G	C8-N9-C1'	-8.64	115.77	127.00
1	A	559	A	C5-C6-N6	-8.64	116.79	123.70
1	A	1286	A	O5'-P-OP1	-8.64	97.93	105.70
1	A	1416	G	C4-C5-N7	8.64	114.25	110.80
1	A	190(G)	G	N1-C6-O6	8.63	125.08	119.90
1	A	431	A	N1-C2-N3	8.63	133.62	129.30
1	A	886	G	C2-N3-C4	-8.63	107.58	111.90
1	A	1526	G	N1-C6-O6	8.63	125.08	119.90

Continued on next page...

Continued from previous page...

Mol	Chain	Res	Type	Atoms	Z	Observed(°)	Ideal(°)
1	A	251	G	C8-N9-C4	8.63	109.85	106.40
1	A	361	G	O5'-P-OP1	-8.63	97.94	105.70
1	A	1269	A	C6-C5-N7	8.63	138.34	132.30
1	A	389	A	N3-C4-C5	-8.62	120.76	126.80
1	A	497	A	C8-N9-C4	-8.62	102.35	105.80
1	A	763	G	C4-C5-N7	8.62	114.25	110.80
1	A	296	U	O5'-P-OP2	-8.62	97.94	105.70
1	A	710	G	C2-N3-C4	-8.62	107.59	111.90
1	A	1319	A	C2-N3-C4	-8.62	106.29	110.60
4	D	88	VAL	CB-CA-C	-8.61	95.03	111.40
1	A	945	G	C2-N3-C4	8.61	116.21	111.90
1	A	1371	G	O5'-P-OP1	-8.61	97.95	105.70
1	A	1432	G	C5-C6-O6	8.61	133.76	128.60
1	A	402	G	N1-C2-N3	8.60	129.06	123.90
1	A	1478	C	C2-N3-C4	8.60	124.20	119.90
1	A	423	G	N3-C4-N9	8.60	131.16	126.00
1	A	47	C	N3-C2-O2	-8.60	115.88	121.90
1	A	1508	G	N9-C4-C5	8.60	108.84	105.40
1	A	837	G	O5'-P-OP1	8.60	121.02	110.70
1	A	807	A	N7-C8-N9	8.59	118.10	113.80
1	A	855	G	O5'-P-OP1	-8.59	97.97	105.70
1	A	1403	C	C5-C6-N1	-8.59	116.70	121.00
1	A	187	C	N1-C2-O2	-8.59	113.75	118.90
1	A	515	G	C2-N3-C4	-8.58	107.61	111.90
1	A	674	G	C8-N9-C1'	-8.58	115.84	127.00
1	A	1370	G	N7-C8-N9	8.58	117.39	113.10
1	A	319	G	C8-N9-C4	-8.58	102.97	106.40
1	A	561	U	N3-C4-C5	-8.58	109.45	114.60
1	A	41	G	C8-N9-C4	-8.58	102.97	106.40
1	A	620	C	OP1-P-O3'	8.58	124.07	105.20
1	A	762	C	C6-N1-C2	8.58	123.73	120.30
1	A	1051	C	C6-N1-C2	8.58	123.73	120.30
1	A	1520	G	C5-C6-O6	-8.57	123.46	128.60
1	A	70	G	N1-C6-O6	8.57	125.04	119.90
1	A	559	A	C6-N1-C2	-8.57	113.46	118.60
1	A	761	G	O5'-P-OP2	-8.56	98.00	105.70
12	L	86	ARG	NE-CZ-NH2	-8.56	116.02	120.30
1	A	659	U	N1-C2-N3	8.56	120.03	114.90
1	A	870	U	N1-C2-O2	-8.56	116.81	122.80
1	A	902	G	O5'-P-OP2	-8.56	98.00	105.70
1	A	1373	G	C4-N9-C1'	8.56	137.62	126.50
1	A	112	G	N3-C2-N2	-8.56	113.91	119.90

Continued on next page...

Continued from previous page...

Mol	Chain	Res	Type	Atoms	Z	Observed(°)	Ideal(°)
1	A	70	G	C2-N3-C4	-8.55	107.62	111.90
1	A	76	C	C6-N1-C2	-8.55	116.88	120.30
1	A	703	G	C8-N9-C1'	-8.55	115.89	127.00
1	A	1066	C	N3-C2-O2	8.55	127.88	121.90
1	A	1152	A	N1-C6-N6	-8.55	113.47	118.60
1	A	1487	G	C4-N9-C1'	8.55	137.61	126.50
1	A	811	C	C2-N3-C4	-8.54	115.63	119.90
1	A	122	G	O5'-P-OP2	8.54	120.95	110.70
1	A	804	U	C5-C4-O4	8.54	131.03	125.90
1	A	790	A	C5-C6-N1	-8.54	113.43	117.70
1	A	1212	U	C6-N1-C1'	-8.54	109.25	121.20
1	A	101	A	N7-C8-N9	8.54	118.07	113.80
1	A	398	C	C4-C5-C6	-8.54	113.13	117.40
1	A	577	G	N3-C2-N2	-8.53	113.93	119.90
1	A	53	A	C6-N1-C2	-8.53	113.48	118.60
1	A	875	C	C5-C6-N1	-8.53	116.73	121.00
1	A	859	A	N1-C6-N6	8.53	123.72	118.60
1	A	1188	A	C2-N3-C4	-8.53	106.34	110.60
1	A	167	G	C5-C6-N1	-8.53	107.24	111.50
1	A	1438	G	C2-N3-C4	-8.53	107.64	111.90
1	A	1096	C	C5-C6-N1	8.53	125.26	121.00
1	A	1510	U	C6-N1-C2	8.53	126.11	121.00
1	A	855	G	N1-C2-N2	-8.52	108.53	116.20
1	A	762	C	N3-C4-C5	8.52	125.31	121.90
1	A	778	G	C4-C5-N7	-8.52	107.39	110.80
1	A	390	C	C6-N1-C2	8.51	123.70	120.30
1	A	769	G	N1-C6-O6	8.51	125.01	119.90
1	A	203	U	N3-C4-O4	8.51	125.36	119.40
1	A	410	G	C4-C5-N7	-8.51	107.40	110.80
1	A	1346	A	N3-C4-C5	8.51	132.76	126.80
1	A	1358	U	N3-C4-O4	8.51	125.36	119.40
1	A	604	G	C5-N7-C8	-8.51	100.05	104.30
1	A	478	A	N1-C6-N6	8.51	123.70	118.60
1	A	1139	G	N9-C4-C5	8.51	108.80	105.40
1	A	1393	U	C2-N3-C4	8.50	132.10	127.00
1	A	579	G	N3-C2-N2	-8.50	113.95	119.90
1	A	315	A	N1-C2-N3	8.50	133.55	129.30
1	A	329	A	C6-N1-C2	8.49	123.70	118.60
1	A	445	G	N1-C6-O6	8.49	125.00	119.90
1	A	1230	C	N1-C2-N3	-8.49	113.26	119.20
1	A	1450	U	N1-C2-N3	8.49	120.00	114.90
1	A	300	A	N9-C4-C5	8.49	109.19	105.80

Continued on next page...

Continued from previous page...

Mol	Chain	Res	Type	Atoms	Z	Observed(°)	Ideal(°)
1	A	295	C	N3-C4-N4	8.49	123.94	118.00
1	A	530	G	C5-N7-C8	-8.48	100.06	104.30
1	A	916	G	C5-C6-O6	-8.48	123.51	128.60
1	A	361	G	OP1-P-O3'	-8.48	86.54	105.20
1	A	670	G	N9-C4-C5	-8.48	102.01	105.40
1	A	1446	A	C5-N7-C8	8.47	108.14	103.90
1	A	1101	A	C5-C6-N1	-8.47	113.46	117.70
8	H	39	LEU	CB-CG-CD2	-8.47	96.59	111.00
1	A	255	G	C5-C6-N1	-8.47	107.27	111.50
1	A	10	A	C5-C6-N1	8.47	121.93	117.70
1	A	252	U	C5-C4-O4	8.47	130.98	125.90
1	A	767	A	O5'-P-OP2	-8.47	98.08	105.70
1	A	768	A	OP2-P-O3'	8.46	123.82	105.20
1	A	765	G	O5'-P-OP1	8.46	120.85	110.70
1	A	196	A	C4-C5-C6	-8.46	112.77	117.00
1	A	405	U	C6-N1-C2	-8.46	115.93	121.00
1	A	181	G	P-O3'-C3'	8.45	129.84	119.70
1	A	762	C	C5-C6-N1	-8.45	116.78	121.00
1	A	331	G	C4-C5-C6	8.45	123.87	118.80
1	A	916	G	N7-C8-N9	8.45	117.32	113.10
1	A	1313	U	N3-C4-O4	8.45	125.31	119.40
1	A	1389	C	C6-N1-C2	-8.44	116.92	120.30
1	A	783	C	N3-C4-C5	8.44	125.28	121.90
1	A	316	G	C5-C6-O6	-8.44	123.54	128.60
1	A	5	U	C5-C6-N1	-8.44	118.48	122.70
1	A	46	G	C5-C6-O6	-8.44	123.54	128.60
1	A	731	G	C8-N9-C4	-8.44	103.03	106.40
1	A	760	G	N1-C2-N3	8.44	128.96	123.90
1	A	1285	A	N1-C6-N6	-8.44	113.54	118.60
1	A	1374	A	N1-C2-N3	8.44	133.52	129.30
1	A	12	U	O5'-P-OP1	-8.43	98.11	105.70
1	A	894	G	C2-N3-C4	-8.43	107.68	111.90
1	A	1351	U	N3-C4-O4	-8.43	113.50	119.40
1	A	737	A	N1-C6-N6	8.43	123.66	118.60
1	A	948	C	C6-N1-C2	8.43	123.67	120.30
1	A	410	G	N1-C6-O6	-8.42	114.85	119.90
1	A	869	G	N3-C2-N2	8.42	125.79	119.90
1	A	1050	G	C4-C5-C6	8.42	123.85	118.80
1	A	801	U	N3-C4-C5	8.42	119.65	114.60
1	A	883	C	OP2-P-O3'	8.42	123.72	105.20
1	A	381	C	C6-N1-C2	-8.41	116.93	120.30
1	A	1468	A	C2-N3-C4	-8.41	106.39	110.60

Continued on next page...

Continued from previous page...

Mol	Chain	Res	Type	Atoms	Z	Observed(°)	Ideal(°)
1	A	1237	C	C6-N1-C2	-8.41	116.94	120.30
1	A	1349	A	N1-C2-N3	8.41	133.50	129.30
1	A	1377	A	C5-C6-N1	-8.41	113.50	117.70
1	A	44	G	C6-C5-N7	-8.41	125.36	130.40
1	A	190(G)	G	O5'-P-OP1	-8.41	98.13	105.70
1	A	236	G	N1-C6-O6	-8.40	114.86	119.90
1	A	396	G	C4-C5-C6	8.40	123.84	118.80
1	A	262	A	C6-C5-N7	8.40	138.18	132.30
1	A	981	U	N3-C4-C5	-8.40	109.56	114.60
1	A	1280	A	N9-C4-C5	8.40	109.16	105.80
1	A	1290	G	C6-C5-N7	-8.40	125.36	130.40
1	A	852	G	C2-N3-C4	-8.40	107.70	111.90
1	A	6	G	N3-C4-N9	-8.39	120.96	126.00
1	A	1447	G	C4-C5-N7	8.39	114.16	110.80
1	A	805	C	C5-C6-N1	8.39	125.20	121.00
1	A	1439	C	C6-N1-C2	8.38	123.65	120.30
1	A	674	G	N3-C2-N2	8.38	125.77	119.90
1	A	122	G	O5'-P-OP1	-8.38	98.16	105.70
1	A	257	G	C5-C6-N1	-8.38	107.31	111.50
1	A	753	A	C5-C6-N6	8.38	130.40	123.70
1	A	1516	G	N1-C2-N2	8.38	123.74	116.20
1	A	227	G	C6-C5-N7	-8.37	125.38	130.40
1	A	1342	C	N3-C4-C5	8.38	125.25	121.90
1	A	397	A	N7-C8-N9	8.37	117.99	113.80
1	A	904	C	N3-C4-C5	8.37	125.25	121.90
1	A	1305	G	N9-C4-C5	8.37	108.75	105.40
1	A	1439	C	N1-C2-N3	-8.37	113.34	119.20
1	A	778	G	N3-C4-N9	8.37	131.02	126.00
1	A	767	A	OP1-P-OP2	8.36	132.14	119.60
1	A	1151	A	N7-C8-N9	-8.36	109.62	113.80
1	A	1299	A	N7-C8-N9	8.36	117.98	113.80
1	A	117	G	C4-N9-C1'	8.36	137.37	126.50
1	A	1127	G	N3-C4-C5	8.36	132.78	128.60
1	A	792	A	N1-C2-N3	8.36	133.48	129.30
1	A	1515	C	OP2-P-O3'	8.36	123.59	105.20
1	A	625	G	C6-C5-N7	-8.36	125.39	130.40
1	A	670	G	C8-N9-C4	8.36	109.74	106.40
1	A	807	A	C8-N9-C4	-8.35	102.46	105.80
1	A	858	G	N3-C4-N9	8.35	131.01	126.00
1	A	1281	U	N3-C4-C5	-8.35	109.59	114.60
1	A	51	A	N1-C6-N6	8.35	123.61	118.60
1	A	184	G	N3-C4-C5	-8.35	124.43	128.60

Continued on next page...

Continued from previous page...

Mol	Chain	Res	Type	Atoms	Z	Observed(°)	Ideal(°)
1	A	773	G	N1-C2-N3	8.35	128.91	123.90
1	A	823	G	N3-C4-C5	8.35	132.77	128.60
1	A	223	U	C2-N3-C4	-8.34	121.99	127.00
1	A	616	G	N1-C6-O6	8.34	124.91	119.90
1	A	332	G	C4-C5-N7	8.34	114.14	110.80
1	A	722	A	N1-C2-N3	8.34	133.47	129.30
1	A	1059	C	O5'-P-OP2	-8.34	98.19	105.70
1	A	975	A	C6-N1-C2	8.34	123.60	118.60
1	A	501	C	O5'-P-OP1	-8.34	98.20	105.70
1	A	729	A	C2-N3-C4	8.34	114.77	110.60
1	A	1179	A	N1-C6-N6	-8.34	113.60	118.60
1	A	1215	G	N7-C8-N9	8.34	117.27	113.10
1	A	447	G	N9-C4-C5	-8.33	102.07	105.40
1	A	190(D)	U	N1-C2-O2	8.33	128.63	122.80
1	A	193	C	N3-C4-C5	-8.33	118.57	121.90
1	A	232	G	C5-C6-N1	-8.33	107.33	111.50
1	A	1279	A	C4-C5-C6	8.33	121.16	117.00
1	A	1399	C	N3-C4-C5	-8.33	118.57	121.90
1	A	122	G	C2-N3-C4	-8.32	107.74	111.90
1	A	1516	G	C8-N9-C1'	8.32	137.82	127.00
1	A	8	A	N9-C4-C5	8.32	109.13	105.80
1	A	308	C	C2-N3-C4	8.32	124.06	119.90
1	A	759	A	OP1-P-O3'	-8.32	86.90	105.20
1	A	851	G	C4-C5-C6	8.32	123.79	118.80
1	A	1322	C	OP1-P-OP2	-8.32	107.12	119.60
1	A	1058	G	N3-C4-N9	8.31	130.99	126.00
1	A	1184	G	C4-C5-C6	8.31	123.79	118.80
1	A	832	C	N3-C4-C5	-8.31	118.58	121.90
1	A	1236	A	C5-C6-N1	8.31	121.85	117.70
1	A	1373	G	N3-C4-N9	8.31	130.98	126.00
1	A	108	G	C4-N9-C1'	8.30	137.29	126.50
1	A	223	U	O5'-P-OP2	-8.30	98.22	105.70
1	A	1193	G	N1-C6-O6	8.31	124.88	119.90
1	A	1396	A	O5'-P-OP1	-8.30	98.23	105.70
1	A	515	G	N1-C6-O6	8.30	124.88	119.90
1	A	1136	U	C5-C6-N1	8.30	126.85	122.70
1	A	1184	G	C6-C5-N7	-8.30	125.42	130.40
1	A	1447	G	C8-N9-C4	-8.30	103.08	106.40
1	A	314	C	C2-N1-C1'	-8.30	109.67	118.80
1	A	906	G	C5-C6-N1	-8.30	107.35	111.50
1	A	946	A	C5-C6-N6	-8.30	117.06	123.70
7	G	102	ARG	NE-CZ-NH2	-8.30	116.15	120.30

Continued on next page...

Continued from previous page...

Mol	Chain	Res	Type	Atoms	Z	Observed(°)	Ideal(°)
1	A	381	C	O5'-P-OP2	-8.30	98.23	105.70
1	A	741	G	C4-C5-N7	-8.30	107.48	110.80
1	A	1267	C	N1-C2-O2	8.30	123.88	118.90
1	A	662	G	N1-C2-N2	-8.30	108.73	116.20
1	A	897	C	C2-N3-C4	-8.29	115.75	119.90
1	A	1158	C	N3-C4-C5	-8.29	118.58	121.90
1	A	154	C	N3-C2-O2	-8.29	116.10	121.90
1	A	61	G	N3-C4-C5	8.29	132.74	128.60
1	A	7	G	O4'-C1'-N9	8.28	114.83	108.20
1	A	270	A	C8-N9-C4	-8.29	102.49	105.80
1	A	1303	C	N3-C4-N4	-8.28	112.20	118.00
1	A	619	U	N3-C2-O2	-8.28	116.40	122.20
1	A	1348	U	N1-C2-N3	8.28	119.87	114.90
1	A	1514	C	C2-N3-C4	-8.28	115.76	119.90
1	A	1131	G	N7-C8-N9	8.28	117.24	113.10
1	A	435	C	O5'-P-OP1	-8.28	98.25	105.70
1	A	609	A	C8-N9-C4	-8.27	102.49	105.80
1	A	624	C	O5'-P-OP1	8.27	120.63	110.70
1	A	125	U	O5'-P-OP2	-8.27	98.26	105.70
1	A	654	G	C8-N9-C4	-8.27	103.09	106.40
1	A	1226	C	O5'-P-OP1	8.27	120.63	110.70
1	A	576	G	N3-C4-C5	-8.27	124.47	128.60
1	A	1500	A	C2-N3-C4	8.27	114.73	110.60
1	A	315	A	C2-N3-C4	-8.26	106.47	110.60
1	A	1452	C	N3-C4-N4	8.26	123.78	118.00
1	A	97	G	O5'-P-OP1	8.26	120.61	110.70
1	A	199	G	N3-C2-N2	-8.26	114.12	119.90
1	A	879	C	OP1-P-OP2	-8.26	107.22	119.60
1	A	1304	G	C5-C6-N1	-8.26	107.37	111.50
1	A	635	G	N3-C2-N2	-8.25	114.12	119.90
1	A	728	A	N3-C4-N9	-8.25	120.80	127.40
1	A	566	G	O5'-P-OP1	-8.25	98.28	105.70
1	A	734	G	C5-N7-C8	-8.25	100.18	104.30
1	A	833	U	N3-C4-C5	-8.25	109.65	114.60
1	A	1416	G	C5-N7-C8	-8.25	100.18	104.30
1	A	1486	G	C6-N1-C2	-8.25	120.15	125.10
1	A	1522	U	N3-C2-O2	-8.25	116.43	122.20
8	H	94	TYR	CB-CG-CD2	8.25	125.95	121.00
1	A	830	G	C8-N9-C4	8.24	109.70	106.40
1	A	319	G	C2-N3-C4	-8.24	107.78	111.90
1	A	727	G	C2-N3-C4	-8.24	107.78	111.90
1	A	176	C	OP1-P-O3'	-8.23	87.08	105.20

Continued on next page...

Continued from previous page...

Mol	Chain	Res	Type	Atoms	Z	Observed(°)	Ideal(°)
1	A	241	C	N3-C4-N4	-8.23	112.23	118.00
1	A	633	G	C5-N7-C8	-8.23	100.18	104.30
1	A	511	C	N1-C2-O2	-8.23	113.96	118.90
1	A	769	G	OP2-P-O3'	8.23	123.30	105.20
1	A	778	G	C5-N7-C8	8.23	108.41	104.30
1	A	783	C	OP1-P-O3'	-8.23	87.10	105.20
1	A	1339	A	C4-C5-N7	-8.22	106.59	110.70
1	A	167	G	C2-N3-C4	-8.22	107.79	111.90
1	A	1497	G	C8-N9-C4	-8.22	103.11	106.40
1	A	616	G	C5-C6-N1	-8.22	107.39	111.50
1	A	907	A	C5-C6-N6	8.21	130.27	123.70
1	A	603	U	C6-N1-C2	-8.21	116.08	121.00
1	A	858	G	C6-C5-N7	-8.21	125.47	130.40
1	A	658	G	N1-C2-N3	8.21	128.82	123.90
1	A	1505	G	C6-C5-N7	-8.21	125.48	130.40
18	R	35	ARG	NE-CZ-NH1	-8.21	116.20	120.30
1	A	333	G	N1-C2-N3	8.20	128.82	123.90
1	A	614	A	C6-C5-N7	-8.20	126.56	132.30
5	E	18	ARG	NE-CZ-NH2	-8.20	116.20	120.30
1	A	645	C	N1-C2-O2	8.20	123.82	118.90
1	A	930	C	N1-C2-N3	8.20	124.94	119.20
1	A	198	G	C8-N9-C1'	-8.19	116.35	127.00
1	A	452	A	C8-N9-C4	-8.20	102.52	105.80
1	A	886	G	O5'-P-OP2	-8.20	98.33	105.70
1	A	1184	G	C4-N9-C1'	8.20	137.16	126.50
1	A	1299	A	C8-N9-C4	-8.19	102.52	105.80
1	A	1526	G	C5-C6-N1	-8.19	107.41	111.50
1	A	1383	C	N1-C2-N3	-8.18	113.47	119.20
1	A	62	U	C6-N1-C2	-8.18	116.09	121.00
1	A	224	C	N1-C2-N3	8.18	124.92	119.20
1	A	533	A	C4-C5-C6	8.18	121.09	117.00
1	A	899	C	C2-N1-C1'	-8.17	109.81	118.80
1	A	946	A	N9-C4-C5	-8.17	102.53	105.80
1	A	1061	G	C5-C6-N1	-8.17	107.42	111.50
1	A	1055	A	C5-C6-N6	-8.17	117.17	123.70
1	A	298	A	N1-C2-N3	8.16	133.38	129.30
1	A	479	C	N3-C4-C5	-8.16	118.64	121.90
17	Q	67	LYS	CD-CE-NZ	8.16	130.47	111.70
1	A	241	C	C5-C6-N1	-8.16	116.92	121.00
1	A	291	C	C6-N1-C2	-8.16	117.04	120.30
1	A	572	A	C4-C5-N7	-8.15	106.62	110.70
1	A	952	U	N1-C2-O2	-8.15	117.09	122.80

Continued on next page...

Continued from previous page...

Mol	Chain	Res	Type	Atoms	Z	Observed(°)	Ideal(°)
1	A	1515	C	C5-C6-N1	-8.15	116.92	121.00
1	A	6	G	N9-C4-C5	8.15	108.66	105.40
9	I	83	ARG	NE-CZ-NH1	-8.15	116.22	120.30
1	A	880	C	C6-N1-C2	8.15	123.56	120.30
1	A	1194	U	N3-C4-O4	8.15	125.10	119.40
1	A	239	U	C5-C4-O4	8.14	130.79	125.90
1	A	1276	G	N3-C2-N2	-8.14	114.20	119.90
1	A	482	A	C4-C5-C6	8.14	121.07	117.00
1	A	890	G	C4-C5-C6	8.14	123.69	118.80
1	A	1352	C	N3-C4-C5	-8.14	118.64	121.90
1	A	173	U	O5'-P-OP2	-8.14	98.37	105.70
1	A	169	C	O5'-P-OP1	8.14	120.47	110.70
1	A	1094	G	N3-C4-N9	8.14	130.88	126.00
1	A	12	U	N1-C2-O2	8.13	128.49	122.80
1	A	181	G	C4-C5-C6	8.13	123.68	118.80
1	A	755	G	C6-C5-N7	-8.13	125.52	130.40
1	A	1067	A	C5-C6-N1	-8.13	113.64	117.70
1	A	1222	G	N1-C6-O6	8.13	124.78	119.90
1	A	265	G	N3-C2-N2	8.12	125.59	119.90
1	A	260	G	C8-N9-C4	-8.12	103.15	106.40
1	A	730	G	C5-C6-N1	-8.12	107.44	111.50
1	A	115	G	N1-C6-O6	8.12	124.77	119.90
1	A	236	G	N3-C4-C5	-8.12	124.54	128.60
1	A	726	C	N3-C4-N4	8.12	123.68	118.00
1	A	1091	U	C4-C5-C6	8.12	124.57	119.70
1	A	1187	G	C8-N9-C4	-8.11	103.15	106.40
1	A	62	U	N1-C2-O2	-8.11	117.12	122.80
1	A	110	C	OP1-P-OP2	-8.11	107.43	119.60
1	A	568	G	N1-C6-O6	-8.11	115.03	119.90
1	A	668	G	C2-N3-C4	-8.11	107.85	111.90
1	A	1079	G	N3-C4-C5	-8.11	124.55	128.60
12	L	57	LYS	CD-CE-NZ	8.11	130.35	111.70
1	A	547	A	C8-N9-C4	-8.11	102.56	105.80
1	A	945	G	C6-N1-C2	-8.11	120.24	125.10
1	A	1471	G	N1-C2-N3	8.11	128.76	123.90
1	A	115	G	C8-N9-C4	8.10	109.64	106.40
1	A	781	A	OP1-P-O3'	8.10	123.03	105.20
1	A	711	G	C6-C5-N7	-8.10	125.54	130.40
1	A	981	U	N1-C2-O2	-8.10	117.13	122.80
1	A	1231	G	N3-C4-N9	-8.10	121.14	126.00
1	A	1084	G	C5-N7-C8	8.10	108.35	104.30
1	A	182	U	C5-C4-O4	-8.09	121.05	125.90

Continued on next page...

Continued from previous page...

Mol	Chain	Res	Type	Atoms	Z	Observed(°)	Ideal(°)
1	A	437	U	C4-C5-C6	8.09	124.55	119.70
1	A	730	G	C5-C6-O6	8.09	133.45	128.60
1	A	1289	A	C5-C6-N1	-8.09	113.66	117.70
1	A	823	G	OP1-P-O3'	-8.09	87.41	105.20
1	A	46	G	N3-C2-N2	-8.09	114.24	119.90
1	A	348	G	C4-C5-N7	8.09	114.03	110.80
5	E	15	ARG	NE-CZ-NH1	8.08	124.34	120.30
1	A	39	G	N1-C6-O6	-8.07	115.06	119.90
1	A	306	G	N1-C6-O6	8.07	124.74	119.90
1	A	439	A	C2-N3-C4	-8.07	106.56	110.60
1	A	807	A	N1-C2-N3	8.07	133.34	129.30
1	A	852	G	N1-C6-O6	8.07	124.74	119.90
1	A	855	G	C4-C5-C6	8.07	123.64	118.80
1	A	1280	A	C4-C5-C6	8.07	121.03	117.00
1	A	204	U	C2-N3-C4	8.07	131.84	127.00
1	A	514	C	N3-C4-N4	8.07	123.65	118.00
1	A	503	C	O5'-P-OP2	-8.07	98.44	105.70
1	A	667	G	N3-C4-C5	8.07	132.63	128.60
1	A	742	G	C5-N7-C8	8.07	108.33	104.30
1	A	37	U	C6-N1-C2	-8.06	116.16	121.00
1	A	729	A	C5-N7-C8	8.06	107.93	103.90
1	A	755	G	N1-C2-N3	8.06	128.74	123.90
1	A	791	G	C8-N9-C1'	-8.06	116.52	127.00
1	A	144	G	C4-C5-C6	8.06	123.64	118.80
1	A	418	C	C5-C6-N1	-8.06	116.97	121.00
1	A	450	G	C5-C6-N1	-8.06	107.47	111.50
1	A	763	G	C6-C5-N7	-8.06	125.56	130.40
1	A	259	G	N1-C6-O6	8.05	124.73	119.90
1	A	413	G	C5-C6-N1	-8.05	107.47	111.50
1	A	733	A	OP1-P-OP2	8.05	131.68	119.60
1	A	1125	U	C6-N1-C1'	-8.05	109.93	121.20
1	A	104	G	C4-C5-C6	8.05	123.63	118.80
1	A	1190	G	C5-C6-O6	8.05	133.43	128.60
1	A	1432	G	C4-C5-N7	-8.05	107.58	110.80
1	A	235	C	C4-C5-C6	8.04	121.42	117.40
1	A	942	G	C8-N9-C4	8.04	109.62	106.40
1	A	1505	G	C8-N9-C1'	-8.04	116.55	127.00
1	A	874	G	O5'-P-OP2	-8.04	98.47	105.70
1	A	1139	G	C5-C6-O6	8.04	133.42	128.60
1	A	1335	C	C2-N1-C1'	-8.04	109.96	118.80
1	A	807	A	C5-N7-C8	-8.04	99.88	103.90
1	A	1019	C	C2-N1-C1'	8.03	127.64	118.80

Continued on next page...

Continued from previous page...

Mol	Chain	Res	Type	Atoms	Z	Observed(°)	Ideal(°)
1	A	812	C	P-O3'-C3'	8.03	129.34	119.70
1	A	830	G	N3-C4-N9	-8.03	121.18	126.00
1	A	1483	A	C2-N3-C4	8.03	114.62	110.60
1	A	125	U	OP1-P-OP2	8.03	131.64	119.60
1	A	1087	G	C5-C6-O6	-8.03	123.78	128.60
1	A	657	G	C4-C5-C6	8.03	123.62	118.80
1	A	44	G	C5-C6-N1	-8.02	107.49	111.50
1	A	449	C	O5'-P-OP1	-8.02	98.48	105.70
1	A	1420	C	C5-C6-N1	8.02	125.01	121.00
1	A	1496	C	C5-C4-N4	8.02	125.82	120.20
1	A	176	C	N1-C2-N3	-8.02	113.59	119.20
1	A	1323	G	N3-C4-C5	8.02	132.61	128.60
1	A	1426	C	N1-C2-O2	8.02	123.71	118.90
1	A	243	A	P-O3'-C3'	8.02	129.32	119.70
1	A	319	G	N7-C8-N9	8.01	117.11	113.10
1	A	602	A	N1-C6-N6	-8.01	113.79	118.60
1	A	1451	A	N1-C6-N6	-8.01	113.79	118.60
1	A	26	A	N9-C4-C5	8.01	109.00	105.80
1	A	149	A	N1-C2-N3	8.01	133.31	129.30
1	A	1286	A	N7-C8-N9	8.01	117.80	113.80
1	A	8	A	C5-C6-N1	-8.01	113.70	117.70
1	A	944	G	C5-C6-O6	8.01	133.40	128.60
1	A	1455	G	N1-C2-N3	8.01	128.70	123.90
1	A	872	A	C5-C6-N1	-8.00	113.70	117.70
1	A	279	A	C6-C5-N7	-8.00	126.70	132.30
1	A	1105	A	N1-C2-N3	8.00	133.30	129.30
1	A	1349	A	C2-N3-C4	-8.00	106.60	110.60
1	A	21	G	N9-C4-C5	-8.00	102.20	105.40
1	A	10	A	C6-N1-C2	-8.00	113.80	118.60
1	A	679	C	C6-N1-C2	-8.00	117.10	120.30
1	A	529	G	C5-C6-O6	-7.99	123.80	128.60
1	A	671	G	C2-N3-C4	7.99	115.89	111.90
1	A	361	G	OP1-P-OP2	7.99	131.58	119.60
20	T	62	LEU	CB-CG-CD1	-7.99	97.42	111.00
1	A	790	A	N1-C2-N3	7.98	133.29	129.30
1	A	1499	A	C4-C5-N7	-7.98	106.71	110.70
1	A	782	A	N3-C4-N9	-7.98	121.01	127.40
1	A	1461	G	N3-C4-N9	-7.98	121.21	126.00
1	A	572	A	C2-N3-C4	7.98	114.59	110.60
1	A	482	A	N1-C6-N6	7.98	123.39	118.60
1	A	908	A	N9-C4-C5	7.98	108.99	105.80
1	A	776	G	C4-C5-N7	-7.97	107.61	110.80

Continued on next page...

Continued from previous page...

Mol	Chain	Res	Type	Atoms	Z	Observed(°)	Ideal(°)
1	A	1532	U	C4-C5-C6	-7.97	114.92	119.70
1	A	632	A	C4-C5-N7	7.97	114.68	110.70
1	A	985	C	N3-C4-C5	7.97	125.09	121.90
1	A	25	C	N3-C2-O2	7.97	127.48	121.90
1	A	150	C	N1-C2-N3	-7.97	113.62	119.20
1	A	837	G	C6-C5-N7	-7.97	125.62	130.40
1	A	1195	C	P-O3'-C3'	7.96	129.26	119.70
1	A	16	A	C8-N9-C4	7.96	108.98	105.80
1	A	1227	A	C4-N9-C1'	7.96	140.63	126.30
1	A	826	C	C5-C6-N1	7.96	124.98	121.00
1	A	1085	U	O5'-P-OP2	-7.96	98.54	105.70
1	A	579	G	C4-C5-C6	7.96	123.58	118.80
1	A	709	G	C6-C5-N7	-7.96	125.63	130.40
1	A	888	G	C8-N9-C1'	-7.96	116.66	127.00
1	A	320	C	C5-C4-N4	-7.95	114.63	120.20
1	A	858	G	C8-N9-C1'	-7.95	116.66	127.00
1	A	971	G	C6-C5-N7	-7.95	125.63	130.40
1	A	867	G	C5-C6-O6	-7.95	123.83	128.60
1	A	528	C	C5-C4-N4	-7.95	114.64	120.20
1	A	184	G	N1-C2-N3	7.95	128.67	123.90
1	A	963	G	C4-N9-C1'	7.94	136.83	126.50
1	A	710	G	N1-C6-O6	7.94	124.66	119.90
1	A	1526	G	N1-C2-N3	7.94	128.66	123.90
1	A	254	G	N9-C4-C5	-7.94	102.22	105.40
1	A	379	C	C4-C5-C6	7.94	121.37	117.40
1	A	821	G	C8-N9-C1'	-7.94	116.68	127.00
1	A	669	U	N3-C2-O2	7.93	127.75	122.20
1	A	320	C	N3-C2-O2	7.93	127.45	121.90
1	A	491	G	C8-N9-C4	7.93	109.57	106.40
1	A	1346	A	P-O3'-C3'	7.93	129.21	119.70
11	K	48	ILE	CB-CA-C	-7.92	95.75	111.60
1	A	1065	U	N1-C2-N3	-7.92	110.15	114.90
1	A	678	U	C2-N3-C4	-7.92	122.25	127.00
1	A	730	G	N1-C2-N3	7.92	128.65	123.90
1	A	1335	C	C6-N1-C2	7.92	123.47	120.30
1	A	684	A	N1-C6-N6	7.92	123.35	118.60
1	A	44	G	N1-C2-N2	-7.91	109.08	116.20
1	A	204	U	N3-C4-O4	7.91	124.94	119.40
1	A	250	A	N9-C4-C5	-7.91	102.64	105.80
1	A	805	C	C5-C4-N4	-7.91	114.66	120.20
1	A	1531	A	C5-N7-C8	-7.91	99.94	103.90
1	A	427	U	C4-C5-C6	7.91	124.44	119.70

Continued on next page...

Continued from previous page...

Mol	Chain	Res	Type	Atoms	Z	Observed(°)	Ideal(°)
1	A	144	G	C6-N1-C2	7.90	129.84	125.10
1	A	781	A	C5-N7-C8	-7.90	99.95	103.90
1	A	792	A	O4'-C1'-N9	7.90	114.52	108.20
1	A	1397	C	N3-C4-N4	7.90	123.53	118.00
1	A	680	C	N3-C4-C5	7.90	125.06	121.90
1	A	853	G	O5'-P-OP2	-7.90	98.59	105.70
1	A	16	A	C5-N7-C8	7.90	107.85	103.90
1	A	1383	C	C6-N1-C2	7.90	123.46	120.30
1	A	6	G	C8-N9-C4	-7.90	103.24	106.40
3	C	111	LEU	CA-CB-CG	-7.89	97.14	115.30
1	A	167	G	N9-C4-C5	-7.89	102.24	105.40
1	A	499	A	N1-C6-N6	-7.89	113.86	118.60
1	A	1191	A	O4'-C1'-N9	-7.89	101.89	108.20
1	A	782	A	OP1-P-OP2	-7.89	107.77	119.60
1	A	1184	G	N1-C2-N3	7.89	128.63	123.90
1	A	394	G	N3-C4-N9	-7.88	121.27	126.00
1	A	1512	U	C4-C5-C6	7.88	124.43	119.70
1	A	1523	G	N7-C8-N9	7.88	117.04	113.10
1	A	639	G	C5-C6-O6	-7.88	123.87	128.60
1	A	767	A	C6-N1-C2	-7.88	113.87	118.60
1	A	1197	G	N1-C2-N3	7.88	128.63	123.90
1	A	263	A	C5-C6-N1	7.88	121.64	117.70
1	A	757	U	N3-C4-O4	7.88	124.91	119.40
1	A	1109	C	O5'-P-OP1	-7.88	98.61	105.70
1	A	803	G	N9-C4-C5	7.88	108.55	105.40
1	A	908	A	C2-N3-C4	-7.88	106.66	110.60
1	A	217	C	C6-N1-C2	7.87	123.45	120.30
1	A	122	G	C4-C5-C6	7.87	123.52	118.80
1	A	1184	G	C8-N9-C1'	-7.87	116.77	127.00
1	A	324	G	C4-C5-N7	-7.87	107.65	110.80
1	A	1110	A	N1-C2-N3	7.87	133.23	129.30
1	A	484	G	P-O3'-C3'	7.87	129.14	119.70
1	A	413	G	N9-C4-C5	7.86	108.55	105.40
1	A	1506	U	N1-C2-O2	7.86	128.30	122.80
1	A	196	A	N9-C4-C5	-7.86	102.66	105.80
1	A	498	U	N1-C2-O2	-7.86	117.30	122.80
1	A	500	G	N3-C2-N2	-7.86	114.40	119.90
1	A	618	C	N1-C2-N3	-7.85	113.70	119.20
1	A	722	A	C6-C5-N7	-7.85	126.80	132.30
1	A	963	G	N3-C4-N9	7.85	130.71	126.00
5	E	24	ARG	NE-CZ-NH1	7.85	124.23	120.30
1	A	447	G	N1-C6-O6	7.85	124.61	119.90

Continued on next page...

Continued from previous page...

Mol	Chain	Res	Type	Atoms	Z	Observed(°)	Ideal(°)
1	A	1305	G	P-O3'-C3'	7.85	129.12	119.70
1	A	347	G	N3-C4-C5	7.85	132.53	128.60
1	A	674	G	N9-C4-C5	-7.85	102.26	105.40
1	A	1211	U	C5-C4-O4	-7.85	121.19	125.90
2	B	11	LEU	CA-CB-CG	7.85	133.35	115.30
1	A	619	U	C5-C4-O4	7.84	130.61	125.90
1	A	1334	G	N3-C4-C5	-7.84	124.68	128.60
1	A	258	G	C8-N9-C4	-7.84	103.26	106.40
1	A	969	A	O4'-C1'-N9	-7.84	101.93	108.20
1	A	835	U	O4'-C1'-N1	-7.84	101.93	108.20
1	A	1361(A)	C	N1-C2-O2	7.84	123.60	118.90
1	A	1314	C	N3-C4-N4	7.83	123.48	118.00
1	A	721	G	C4-C5-C6	7.83	123.50	118.80
1	A	759	A	C5-N7-C8	-7.83	99.98	103.90
1	A	889	A	C4-C5-N7	-7.83	106.78	110.70
1	A	923	A	N1-C6-N6	-7.83	113.90	118.60
1	A	1111	A	O5'-P-OP1	7.83	120.10	110.70
1	A	1484	C	N3-C4-N4	7.83	123.48	118.00
1	A	787	A	N1-C2-N3	7.83	133.21	129.30
1	A	1054	C	N3-C2-O2	-7.83	116.42	121.90
1	A	1507	A	C6-N1-C2	-7.83	113.90	118.60
1	A	81	U	N1-C2-N3	-7.82	110.21	114.90
1	A	1064	G	C8-N9-C4	-7.82	103.27	106.40
1	A	1099	G	C8-N9-C4	-7.82	103.27	106.40
1	A	604	G	C5-C6-O6	-7.82	123.91	128.60
1	A	1190	G	C4-C5-C6	7.81	123.49	118.80
1	A	759	A	C5-C6-N1	7.81	121.61	117.70
1	A	1177	G	C8-N9-C4	-7.81	103.28	106.40
3	C	4	LYS	N-CA-C	7.81	132.09	111.00
1	A	373	A	C5-C6-N6	7.81	129.94	123.70
1	A	437	U	N3-C4-C5	-7.81	109.92	114.60
1	A	725	G	C5-C6-O6	-7.81	123.92	128.60
1	A	1487	G	C8-N9-C1'	-7.81	116.85	127.00
1	A	490	G	N1-C6-O6	7.81	124.58	119.90
1	A	799	G	N1-C2-N3	7.80	128.58	123.90
1	A	1136	U	N3-C4-O4	7.80	124.86	119.40
1	A	1453	G	O4'-C1'-N9	-7.80	101.96	108.20
1	A	22	G	C4-C5-N7	7.80	113.92	110.80
1	A	307	C	N1-C2-N3	-7.80	113.74	119.20
1	A	747	C	C2-N1-C1'	-7.80	110.22	118.80
1	A	533	A	N1-C2-N3	7.80	133.20	129.30
1	A	672	U	N3-C4-O4	7.80	124.86	119.40

Continued on next page...

Continued from previous page...

Mol	Chain	Res	Type	Atoms	Z	Observed(°)	Ideal(°)
1	A	881	G	N1-C6-O6	7.80	124.58	119.90
1	A	1108	G	N3-C4-C5	-7.80	124.70	128.60
1	A	1191	A	C5-C6-N6	-7.80	117.46	123.70
1	A	873	A	C2-N3-C4	7.79	114.50	110.60
1	A	360	A	C5-N7-C8	-7.79	100.00	103.90
1	A	275	G	N9-C4-C5	-7.79	102.28	105.40
1	A	658	G	N3-C4-C5	-7.79	124.70	128.60
1	A	830	G	C8-N9-C1'	7.79	137.13	127.00
1	A	603	U	N3-C4-C5	-7.79	109.93	114.60
1	A	614	A	N9-C4-C5	-7.79	102.69	105.80
1	A	1028	C	C6-N1-C2	-7.79	117.19	120.30
1	A	833	U	N3-C2-O2	-7.79	116.75	122.20
1	A	307	C	C5-C4-N4	-7.79	114.75	120.20
1	A	935	A	N1-C6-N6	7.79	123.27	118.60
1	A	1411	C	C4-C5-C6	7.79	121.29	117.40
1	A	230	G	C4-C5-C6	7.78	123.47	118.80
1	A	24	U	O5'-P-OP1	7.78	120.04	110.70
1	A	260	G	N7-C8-N9	7.78	116.99	113.10
1	A	836	G	C2-N3-C4	-7.78	108.01	111.90
1	A	918	A	N7-C8-N9	-7.78	109.91	113.80
1	A	325	A	N3-C4-N9	-7.77	121.18	127.40
1	A	1283	G	N3-C2-N2	-7.77	114.46	119.90
1	A	687	A	O5'-P-OP2	-7.77	98.70	105.70
1	A	821	G	C6-C5-N7	-7.77	125.74	130.40
1	A	969	A	C5-C6-N6	-7.77	117.48	123.70
1	A	1190	G	C8-N9-C4	-7.77	103.29	106.40
9	I	102	LEU	CA-CB-CG	7.77	133.17	115.30
1	A	515	G	N7-C8-N9	7.77	116.98	113.10
1	A	1387	G	N3-C2-N2	-7.76	114.46	119.90
1	A	1512	U	N3-C4-O4	7.76	124.83	119.40
1	A	48	C	N3-C4-C5	-7.76	118.80	121.90
1	A	386	C	C2-N3-C4	-7.76	116.02	119.90
1	A	423	G	C4-C5-N7	7.76	113.90	110.80
1	A	938	A	N1-C2-N3	7.76	133.18	129.30
1	A	1351	U	N3-C2-O2	-7.76	116.77	122.20
1	A	952	U	C5-C4-O4	-7.76	121.25	125.90
1	A	1276	G	C2-N3-C4	-7.75	108.02	111.90
1	A	316	G	C6-C5-N7	-7.75	125.75	130.40
1	A	148	G	N1-C6-O6	7.75	124.55	119.90
1	A	685	G	N3-C2-N2	-7.75	114.48	119.90
17	Q	38	ARG	NE-CZ-NH1	7.75	124.17	120.30
1	A	817	C	C6-N1-C1'	-7.75	111.51	120.80

Continued on next page...

Continued from previous page...

Mol	Chain	Res	Type	Atoms	Z	Observed(°)	Ideal(°)
1	A	618	C	C2-N1-C1'	-7.74	110.28	118.80
1	A	890	G	C8-N9-C1'	-7.74	116.94	127.00
1	A	1061	G	N1-C6-O6	7.74	124.55	119.90
1	A	398	C	C6-N1-C2	7.74	123.39	120.30
1	A	55	A	N1-C2-N3	7.74	133.17	129.30
1	A	310	G	O5'-P-OP1	-7.74	98.74	105.70
1	A	1126	U	OP1-P-OP2	-7.74	108.00	119.60
1	A	1503	A	N1-C6-N6	-7.74	113.96	118.60
1	A	143	A	N9-C4-C5	-7.73	102.71	105.80
1	A	1167	A	C2-N3-C4	-7.73	106.73	110.60
1	A	220	G	C5-C6-N1	-7.73	107.64	111.50
1	A	531	U	C6-N1-C1'	7.73	132.02	121.20
1	A	1109	C	N3-C4-N4	-7.73	112.59	118.00
1	A	412	A	OP1-P-OP2	-7.72	108.02	119.60
1	A	746	A	C4-C5-N7	-7.72	106.84	110.70
1	A	1333	A	C8-N9-C4	-7.72	102.71	105.80
1	A	869	G	N3-C4-N9	7.72	130.63	126.00
1	A	150	C	N3-C2-O2	7.71	127.30	121.90
1	A	401	C	N3-C4-N4	7.71	123.40	118.00
1	A	9	G	O5'-P-OP1	7.71	119.95	110.70
1	A	1338	G	N7-C8-N9	7.71	116.96	113.10
1	A	190(G)	G	C5-C6-N1	-7.71	107.64	111.50
1	A	1398	A	O5'-P-OP2	-7.71	98.76	105.70
1	A	609	A	N1-C2-N3	7.71	133.15	129.30
1	A	954	G	O5'-P-OP1	7.71	119.95	110.70
1	A	1340	A	N1-C2-N3	7.70	133.15	129.30
1	A	1412	C	N1-C2-O2	-7.70	114.28	118.90
1	A	1280	A	C5-C6-N6	7.70	129.86	123.70
1	A	360	A	C2-N3-C4	-7.70	106.75	110.60
17	Q	76	LEU	CA-CB-CG	-7.70	97.60	115.30
1	A	95	U	C2-N1-C1'	-7.69	108.47	117.70
1	A	814	A	C6-C5-N7	-7.69	126.92	132.30
1	A	1514	C	N3-C2-O2	-7.69	116.52	121.90
1	A	791	G	C4-C5-C6	7.69	123.41	118.80
1	A	801	U	N3-C4-O4	-7.68	114.02	119.40
1	A	1249	C	C6-N1-C2	7.68	123.37	120.30
1	A	1414	U	C5-C4-O4	7.68	130.51	125.90
1	A	1425	U	N3-C4-C5	-7.68	109.99	114.60
1	A	653	A	C2-N3-C4	7.68	114.44	110.60
1	A	662	G	C4-C5-C6	7.68	123.41	118.80
1	A	946	A	N1-C6-N6	7.68	123.21	118.60
1	A	931	C	C6-N1-C2	7.68	123.37	120.30

Continued on next page...

Continued from previous page...

Mol	Chain	Res	Type	Atoms	Z	Observed(°)	Ideal(°)
1	A	235	C	N3-C4-C5	-7.68	118.83	121.90
1	A	1455	G	C2-N3-C4	-7.68	108.06	111.90
1	A	553	A	C6-N1-C2	-7.67	114.00	118.60
1	A	944	G	N3-C2-N2	7.67	125.27	119.90
1	A	1451	A	C6-C5-N7	7.67	137.67	132.30
1	A	276	G	OP1-P-OP2	7.66	131.10	119.60
1	A	887	G	N3-C4-N9	-7.66	121.40	126.00
1	A	256	U	N3-C4-O4	7.66	124.76	119.40
1	A	423	G	C5-C6-O6	-7.66	124.00	128.60
1	A	1474	G	C4-C5-N7	-7.66	107.74	110.80
1	A	285	G	C6-C5-N7	-7.66	125.81	130.40
1	A	414	A	N1-C2-N3	7.66	133.13	129.30
1	A	57	G	C5-C6-N1	-7.66	107.67	111.50
1	A	134	A	N1-C2-N3	7.66	133.13	129.30
1	A	811	C	C5-C6-N1	-7.65	117.17	121.00
1	A	507	C	C6-N1-C2	7.65	123.36	120.30
1	A	1067	A	N9-C4-C5	7.65	108.86	105.80
1	A	118	U	N1-C2-N3	-7.65	110.31	114.90
1	A	1396	A	OP1-P-OP2	7.65	131.07	119.60
1	A	895	G	N7-C8-N9	7.64	116.92	113.10
1	A	243	A	C6-C5-N7	-7.64	126.95	132.30
1	A	81	U	C2-N3-C4	7.64	131.58	127.00
1	A	1530	G	N7-C8-N9	-7.64	109.28	113.10
1	A	15	G	N9-C4-C5	-7.64	102.34	105.40
1	A	517	G	N9-C4-C5	7.64	108.45	105.40
20	T	12	ALA	CB-CA-C	7.64	121.56	110.10
1	A	656	C	OP1-P-O3'	-7.64	88.40	105.20
1	A	836	G	N3-C4-N9	-7.64	121.42	126.00
1	A	1314	C	C5-C4-N4	-7.64	114.86	120.20
1	A	260	G	C4-N9-C1'	7.63	136.42	126.50
1	A	342	C	N3-C4-C5	-7.63	118.85	121.90
1	A	712	A	N1-C6-N6	7.63	123.18	118.60
1	A	945	G	N9-C4-C5	7.63	108.45	105.40
1	A	606	G	N3-C4-N9	7.63	130.58	126.00
1	A	1492	A	N1-C2-N3	-7.63	125.48	129.30
1	A	68	G	N1-C6-O6	7.63	124.48	119.90
1	A	566	G	O5'-P-OP2	7.63	119.85	110.70
1	A	17	U	C2-N3-C4	-7.62	122.42	127.00
1	A	720	C	N3-C4-N4	-7.62	112.66	118.00
1	A	1463	C	C6-N1-C2	7.62	123.35	120.30
1	A	740	U	C6-N1-C1'	7.62	131.87	121.20
1	A	480	U	N1-C2-N3	7.62	119.47	114.90

Continued on next page...

Continued from previous page...

Mol	Chain	Res	Type	Atoms	Z	Observed(°)	Ideal(°)
1	A	512	U	C5-C4-O4	-7.62	121.33	125.90
1	A	529	G	C8-N9-C4	-7.62	103.35	106.40
1	A	840	C	C2-N3-C4	7.62	123.71	119.90
1	A	668	G	C4-C5-C6	7.62	123.37	118.80
1	A	964	A	C5-C6-N1	-7.62	113.89	117.70
1	A	780	A	C5-C6-N6	-7.62	117.61	123.70
1	A	113	G	C4-C5-C6	7.61	123.37	118.80
1	A	773	G	C6-C5-N7	-7.61	125.83	130.40
1	A	894	G	N1-C6-O6	7.61	124.47	119.90
1	A	929	G	C8-N9-C4	7.61	109.45	106.40
1	A	350	G	N3-C2-N2	-7.61	114.57	119.90
1	A	372	C	C6-N1-C1'	-7.61	111.67	120.80
1	A	776	G	C5-C6-O6	7.61	133.17	128.60
1	A	1056	U	N3-C2-O2	7.61	127.53	122.20
1	A	1193	G	N1-C2-N3	7.61	128.46	123.90
1	A	1527	C	OP1-P-O3'	-7.61	88.47	105.20
1	A	499	A	C8-N9-C4	-7.60	102.76	105.80
1	A	251	G	OP2-P-O3'	-7.60	88.47	105.20
1	A	15	G	C5-N7-C8	-7.60	100.50	104.30
1	A	410	G	N3-C4-C5	-7.60	124.80	128.60
1	A	500	G	C5-C6-N1	-7.60	107.70	111.50
1	A	1301	U	C6-N1-C2	-7.60	116.44	121.00
1	A	1217	C	OP1-P-OP2	7.59	130.99	119.60
1	A	818	G	OP1-P-OP2	7.59	130.98	119.60
1	A	331	G	N1-C6-O6	7.59	124.45	119.90
1	A	1414	U	C6-N1-C2	-7.59	116.45	121.00
1	A	1194	U	C4-C5-C6	7.58	124.25	119.70
1	A	46	G	C8-N9-C4	-7.58	103.37	106.40
1	A	658	G	C6-C5-N7	-7.58	125.85	130.40
1	A	723	U	C2-N3-C4	7.58	131.55	127.00
1	A	1250	A	C6-C5-N7	-7.58	126.99	132.30
1	A	83	U	C5-C6-N1	7.58	126.49	122.70
1	A	108	G	C8-N9-C4	-7.58	103.37	106.40
1	A	774	G	C6-C5-N7	-7.58	125.85	130.40
1	A	498	U	O5'-P-OP2	-7.58	98.88	105.70
1	A	500	G	C5-C6-O6	-7.58	124.05	128.60
1	A	7	G	C4-N9-C1'	-7.58	116.65	126.50
1	A	419	C	N3-C4-C5	7.58	124.93	121.90
1	A	531	U	N3-C4-C5	-7.57	110.06	114.60
1	A	817	C	N3-C4-N4	7.57	123.30	118.00
1	A	99	C	OP1-P-OP2	-7.57	108.24	119.60
1	A	324	G	N9-C4-C5	7.57	108.43	105.40

Continued on next page...

Continued from previous page...

Mol	Chain	Res	Type	Atoms	Z	Observed(°)	Ideal(°)
1	A	1299	A	C2-N3-C4	-7.57	106.82	110.60
1	A	133	U	N3-C2-O2	-7.57	116.91	122.20
1	A	181	G	C5-C6-N1	-7.57	107.72	111.50
1	A	531	U	C5-C4-O4	7.57	130.44	125.90
1	A	755	G	N1-C2-N2	-7.57	109.39	116.20
1	A	1019	C	N1-C2-O2	7.57	123.44	118.90
1	A	437	U	O5'-P-OP2	-7.56	98.89	105.70
1	A	1305	G	OP2-P-O3'	7.56	121.84	105.20
1	A	582	U	C5-C6-N1	-7.56	118.92	122.70
1	A	79	G	C4-C5-C6	7.56	123.33	118.80
1	A	1014	A	N3-C4-C5	-7.56	121.51	126.80
1	A	110	C	C4-C5-C6	7.56	121.18	117.40
1	A	293	G	N3-C4-C5	7.56	132.38	128.60
1	A	559	A	N3-C4-N9	7.56	133.45	127.40
1	A	650	G	C4-C5-N7	-7.56	107.78	110.80
1	A	827	U	N3-C4-C5	-7.56	110.07	114.60
1	A	1495	U	N3-C4-C5	-7.56	110.07	114.60
1	A	281	G	C8-N9-C1'	-7.55	117.18	127.00
1	A	475	G	O5'-P-OP1	-7.55	98.90	105.70
1	A	790	A	C6-C5-N7	-7.55	127.01	132.30
1	A	953	G	N3-C2-N2	7.55	125.19	119.90
1	A	364	A	O5'-P-OP1	-7.55	98.90	105.70
1	A	558	G	N3-C4-N9	-7.55	121.47	126.00
1	A	618	C	C2-N3-C4	7.55	123.68	119.90
1	A	24	U	C6-N1-C2	7.55	125.53	121.00
1	A	259	G	N3-C2-N2	-7.55	114.61	119.90
1	A	46	G	C5-C6-N1	7.55	115.27	111.50
1	A	1329	A	N1-C6-N6	7.55	123.13	118.60
1	A	1364	U	C5-C6-N1	-7.55	118.93	122.70
1	A	823	G	OP2-P-O3'	7.54	121.80	105.20
1	A	249	U	C4-C5-C6	7.54	124.23	119.70
1	A	515	G	C5-C6-N1	-7.54	107.73	111.50
1	A	572	A	C5-C6-N6	7.54	129.74	123.70
1	A	852	G	N1-C2-N3	7.54	128.43	123.90
1	A	893	C	N1-C2-N3	-7.54	113.92	119.20
1	A	1390	U	C4-C5-C6	7.54	124.23	119.70
1	A	1495	U	N3-C4-O4	7.54	124.68	119.40
1	A	106	C	OP2-P-O3'	7.54	121.79	105.20
1	A	123	C	C6-N1-C2	-7.54	117.28	120.30
1	A	266	G	C8-N9-C4	-7.54	103.38	106.40
1	A	484	G	N1-C2-N3	7.54	128.43	123.90
1	A	1312	G	N1-C6-O6	-7.54	115.38	119.90

Continued on next page...

Continued from previous page...

Mol	Chain	Res	Type	Atoms	Z	Observed(°)	Ideal(°)
1	A	314	C	C4-C5-C6	-7.54	113.63	117.40
1	A	572	A	C6-C5-N7	7.53	137.57	132.30
1	A	621	A	C5-N7-C8	-7.53	100.13	103.90
1	A	1308	U	N3-C4-O4	7.53	124.67	119.40
1	A	1532	U	C5-C4-O4	-7.53	121.38	125.90
1	A	289	G	C2-N3-C4	7.53	115.67	111.90
1	A	50	A	N1-C6-N6	-7.53	114.08	118.60
1	A	1415	G	N3-C2-N2	7.53	125.17	119.90
1	A	740	U	C2-N1-C1'	-7.53	108.67	117.70
1	A	1401	G	C6-N1-C2	-7.53	120.58	125.10
1	A	36	C	C6-N1-C2	-7.53	117.29	120.30
1	A	295	C	C5-C6-N1	7.53	124.76	121.00
1	A	855	G	N1-C6-O6	7.53	124.42	119.90
1	A	1316	G	N3-C4-C5	7.53	132.36	128.60
1	A	1197	G	C2-N3-C4	-7.52	108.14	111.90
1	A	260	G	N1-C2-N3	7.52	128.41	123.90
1	A	154	C	C2-N3-C4	-7.52	116.14	119.90
1	A	766	A	C8-N9-C4	7.52	108.81	105.80
1	A	499	A	N9-C4-C5	7.51	108.81	105.80
1	A	1385	G	O5'-P-OP2	-7.51	98.94	105.70
1	A	120	A	C2-N3-C4	-7.51	106.84	110.60
1	A	252	U	C6-N1-C2	-7.51	116.49	121.00
1	A	818	G	N9-C4-C5	7.51	108.40	105.40
1	A	1346	A	C2-N3-C4	-7.51	106.85	110.60
1	A	814	A	C4-C5-C6	7.50	120.75	117.00
1	A	1248	A	N1-C6-N6	7.50	123.10	118.60
1	A	276	G	C8-N9-C1'	-7.50	117.25	127.00
1	A	657	G	C5-C6-O6	-7.50	124.10	128.60
1	A	308	C	N3-C4-N4	7.50	123.25	118.00
1	A	1326	C	N3-C4-C5	-7.50	118.90	121.90
1	A	89	C	N3-C4-C5	-7.50	118.90	121.90
1	A	482	A	C6-C5-N7	-7.50	127.05	132.30
1	A	1322	C	N1-C2-N3	-7.50	113.95	119.20
1	A	712	A	C6-N1-C2	-7.50	114.10	118.60
1	A	1165	C	N3-C4-C5	-7.50	118.90	121.90
1	A	1212	U	C5-C4-O4	-7.50	121.40	125.90
1	A	1058	G	N3-C2-N2	7.50	125.15	119.90
1	A	518	C	C6-N1-C2	-7.49	117.30	120.30
1	A	1024	G	N1-C6-O6	-7.49	115.40	119.90
1	A	1339	A	C6-N1-C2	-7.49	114.10	118.60
1	A	348	G	N7-C8-N9	7.49	116.85	113.10
1	A	77	G	O5'-P-OP2	-7.49	98.96	105.70

Continued on next page...

Continued from previous page...

Mol	Chain	Res	Type	Atoms	Z	Observed(°)	Ideal(°)
1	A	1148	U	N1-C2-N3	7.49	119.39	114.90
1	A	40	C	N3-C2-O2	7.49	127.14	121.90
1	A	248	C	O5'-P-OP2	-7.49	98.96	105.70
1	A	520	A	C2-N3-C4	-7.49	106.86	110.60
1	A	1366	C	N3-C2-O2	-7.49	116.66	121.90
1	A	1396	A	C5-C6-N1	-7.49	113.96	117.70
1	A	1531	A	N7-C8-N9	7.49	117.54	113.80
1	A	62	U	C2-N3-C4	7.49	131.49	127.00
1	A	321	A	C5-C6-N1	7.49	121.44	117.70
1	A	1462	G	C8-N9-C4	7.49	109.39	106.40
1	A	26	A	O5'-P-OP1	-7.48	98.97	105.70
1	A	1251	A	C4-C5-C6	7.48	120.74	117.00
1	A	147	G	N1-C2-N3	7.48	128.39	123.90
1	A	800	G	O5'-P-OP2	-7.48	98.97	105.70
1	A	840	C	N1-C2-N3	-7.48	113.97	119.20
1	A	930	C	N3-C2-O2	-7.48	116.67	121.90
1	A	24	U	P-O3'-C3'	-7.48	110.73	119.70
1	A	598	U	C6-N1-C2	7.47	125.48	121.00
1	A	1178	G	N9-C4-C5	7.47	108.39	105.40
1	A	42	G	N1-C6-O6	7.47	124.38	119.90
1	A	1023	G	N3-C4-C5	-7.47	124.86	128.60
1	A	957	U	N1-C2-N3	7.47	119.38	114.90
1	A	864	A	C8-N9-C4	-7.47	102.81	105.80
1	A	22	G	N9-C4-C5	-7.46	102.41	105.40
1	A	42	G	C5-C6-O6	-7.46	124.12	128.60
1	A	668	G	C5-C6-N1	-7.46	107.77	111.50
1	A	890	G	N1-C2-N2	-7.46	109.48	116.20
1	A	929	G	C6-N1-C2	-7.46	120.62	125.10
1	A	394	G	C8-N9-C1'	7.46	136.70	127.00
1	A	61	G	N3-C2-N2	-7.46	114.68	119.90
1	A	79	G	C5-C6-O6	-7.46	124.12	128.60
1	A	1163	C	C6-N1-C2	-7.46	117.32	120.30
1	A	1341	U	C5-C4-O4	7.46	130.38	125.90
1	A	955	U	N3-C2-O2	-7.46	116.98	122.20
1	A	8	A	C2-N3-C4	-7.45	106.87	110.60
1	A	484	G	C5-C6-O6	7.45	133.07	128.60
1	A	546	G	C5-C6-O6	7.45	133.07	128.60
1	A	293	G	O5'-P-OP1	7.45	119.64	110.70
1	A	270	A	C5-N7-C8	-7.45	100.18	103.90
1	A	622	A	C8-N9-C4	7.45	108.78	105.80
1	A	1434	A	N1-C6-N6	7.45	123.07	118.60
1	A	119	A	C8-N9-C4	-7.44	102.82	105.80

Continued on next page...

Continued from previous page...

Mol	Chain	Res	Type	Atoms	Z	Observed(°)	Ideal(°)
1	A	963	G	C8-N9-C1'	-7.44	117.32	127.00
1	A	1450	U	O5'-P-OP1	7.44	119.63	110.70
1	A	1199	U	C4-C5-C6	7.44	124.16	119.70
1	A	568	G	OP1-P-OP2	7.44	130.76	119.60
1	A	1125	U	C5'-C4'-C3'	7.44	127.90	116.00
1	A	664	G	N3-C4-C5	-7.44	124.88	128.60
1	A	1171	G	N9-C4-C5	7.44	108.37	105.40
1	A	193	C	OP2-P-O3'	7.43	121.56	105.20
1	A	512	U	C5-C6-N1	7.43	126.42	122.70
1	A	553	A	C8-N9-C4	7.43	108.77	105.80
1	A	1157	A	C8-N9-C4	-7.43	102.83	105.80
1	A	947	G	N1-C2-N3	7.43	128.36	123.90
1	A	229	U	C2-N3-C4	-7.43	122.54	127.00
1	A	352	C	N3-C4-C5	-7.43	118.93	121.90
1	A	1010	G	N1-C6-O6	7.43	124.36	119.90
1	A	1414	U	C2-N3-C4	7.43	131.46	127.00
1	A	432	A	C6-C5-N7	7.43	137.50	132.30
1	A	623	C	N1-C2-O2	-7.43	114.44	118.90
1	A	839	U	N3-C2-O2	-7.43	117.00	122.20
1	A	901	A	N3-C4-C5	7.43	132.00	126.80
1	A	1441	G	C5-C6-N1	-7.42	107.79	111.50
1	A	1405	G	C5-N7-C8	-7.42	100.59	104.30
1	A	500	G	C8-N9-C4	7.42	109.37	106.40
1	A	1281	U	C2-N3-C4	7.42	131.45	127.00
1	A	1530	G	C6-N1-C2	7.42	129.55	125.10
1	A	331	G	C6-C5-N7	-7.42	125.95	130.40
1	A	860	A	C2-N3-C4	-7.42	106.89	110.60
1	A	1363	A	C5-C6-N1	7.42	121.41	117.70
1	A	234	C	N3-C4-C5	7.42	124.87	121.90
1	A	1047	G	C5-C6-N1	-7.41	107.79	111.50
1	A	216	G	N1-C6-O6	7.41	124.35	119.90
1	A	926	G	O5'-P-OP1	-7.41	99.03	105.70
1	A	761	G	C5-N7-C8	-7.40	100.60	104.30
1	A	964	A	C5-C6-N6	7.40	129.62	123.70
1	A	890	G	C5-C6-N1	-7.40	107.80	111.50
1	A	1446	A	C5-C6-N6	7.40	129.62	123.70
1	A	236	G	N9-C4-C5	-7.40	102.44	105.40
1	A	864	A	OP1-P-OP2	-7.40	108.50	119.60
1	A	251	G	N1-C2-N2	-7.40	109.54	116.20
1	A	329	A	N1-C6-N6	7.40	123.04	118.60
1	A	1532	U	C5-C6-N1	7.40	126.40	122.70
1	A	480	U	C4-C5-C6	7.40	124.14	119.70

Continued on next page...

Continued from previous page...

Mol	Chain	Res	Type	Atoms	Z	Observed(°)	Ideal(°)
1	A	498	U	N1-C2-N3	7.40	119.34	114.90
1	A	1393	U	C2-N1-C1'	7.40	126.58	117.70
1	A	862	C	N1-C2-N3	-7.40	114.02	119.20
1	A	918	A	C5-N7-C8	7.40	107.60	103.90
1	A	189	G	N7-C8-N9	-7.39	109.40	113.10
1	A	560	U	N3-C4-C5	-7.39	110.16	114.60
1	A	762	C	O5'-P-OP1	-7.39	99.04	105.70
1	A	460	A	N1-C6-N6	-7.39	114.17	118.60
1	A	756	C	O5'-P-OP2	-7.39	99.05	105.70
1	A	763	G	N1-C6-O6	7.39	124.33	119.90
1	A	774	G	C5-C6-N1	-7.39	107.81	111.50
1	A	1340	A	C6-N1-C2	-7.39	114.17	118.60
1	A	66	G	C5-C6-O6	-7.39	124.17	128.60
1	A	781	A	N7-C8-N9	7.38	117.49	113.80
1	A	1075	C	C4-C5-C6	7.38	121.09	117.40
1	A	1307	U	N3-C2-O2	-7.38	117.03	122.20
1	A	1191	A	C5-N7-C8	-7.38	100.21	103.90
1	A	1529	G	C4-C5-C6	7.38	123.23	118.80
1	A	1100	C	C2-N1-C1'	7.38	126.92	118.80
1	A	1173	G	N3-C4-C5	7.38	132.29	128.60
1	A	232	G	N1-C6-O6	7.38	124.33	119.90
1	A	376	G	O5'-P-OP2	-7.37	99.06	105.70
1	A	250	A	O4'-C1'-N9	-7.37	102.30	108.20
1	A	93	G	C8-N9-C4	7.37	109.35	106.40
1	A	319	G	C4-C5-C6	7.37	123.22	118.80
1	A	322	C	OP2-P-O3'	7.37	121.41	105.20
1	A	707	C	O5'-P-OP2	-7.37	99.07	105.70
1	A	35	G	C8-N9-C4	7.37	109.35	106.40
1	A	755	G	C2-N3-C4	-7.37	108.22	111.90
1	A	1433	A	OP1-P-O3'	-7.37	88.99	105.20
1	A	1385	G	N3-C2-N2	-7.37	114.74	119.90
1	A	1390	U	N3-C4-C5	-7.37	110.18	114.60
1	A	530	G	C4-N9-C1'	7.37	136.07	126.50
1	A	791	G	C2-N3-C4	-7.37	108.22	111.90
1	A	1429	C	C6-N1-C2	-7.37	117.35	120.30
1	A	328	C	C6-N1-C1'	-7.36	111.96	120.80
1	A	339	C	N1-C2-O2	-7.36	114.48	118.90
1	A	161	A	N1-C6-N6	-7.36	114.18	118.60
1	A	552	U	C5-C4-O4	-7.36	121.48	125.90
1	A	1103	C	N3-C4-C5	7.36	124.84	121.90
1	A	1117	G	C8-N9-C4	7.36	109.34	106.40
1	A	1379	G	C2-N3-C4	-7.36	108.22	111.90

Continued on next page...

Continued from previous page...

Mol	Chain	Res	Type	Atoms	Z	Observed(°)	Ideal(°)
1	A	1117	G	N3-C2-N2	7.35	125.05	119.90
1	A	389	A	C8-N9-C4	-7.35	102.86	105.80
1	A	1129	C	N1-C2-O2	7.35	123.31	118.90
1	A	1487	G	C4-C5-N7	-7.35	107.86	110.80
1	A	1492	A	C5-C6-N1	7.35	121.37	117.70
1	A	75	G	O5'-P-OP1	7.35	119.52	110.70
1	A	1065	U	N3-C4-C5	7.35	119.01	114.60
1	A	1079	G	C5-C6-O6	-7.35	124.19	128.60
1	A	1499	A	O5'-P-OP1	7.35	119.52	110.70
1	A	376	G	C2-N3-C4	7.34	115.57	111.90
1	A	530	G	C8-N9-C4	-7.34	103.47	106.40
1	A	70	G	C5-N7-C8	-7.34	100.63	104.30
1	A	285	G	C5-C6-N1	-7.34	107.83	111.50
1	A	1124	G	N3-C4-C5	-7.34	124.93	128.60
1	A	144	G	C5-N7-C8	-7.33	100.63	104.30
1	A	927	G	N3-C4-N9	-7.33	121.60	126.00
1	A	378	G	N3-C2-N2	-7.33	114.77	119.90
1	A	398	C	N3-C4-C5	7.33	124.83	121.90
1	A	279	A	N1-C6-N6	7.33	123.00	118.60
1	A	723	U	N3-C2-O2	-7.33	117.07	122.20
1	A	580	U	N3-C4-O4	7.33	124.53	119.40
1	A	133	U	C5-C4-O4	7.33	130.30	125.90
1	A	358	U	C5-C4-O4	-7.33	121.50	125.90
1	A	1151	A	C5-N7-C8	7.33	107.56	103.90
1	A	1278	U	C5-C6-N1	7.33	126.36	122.70
1	A	1331	G	N7-C8-N9	7.33	116.76	113.10
1	A	5	U	N1-C2-O2	7.33	127.93	122.80
1	A	724	G	C2-N3-C4	7.32	115.56	111.90
1	A	1300	G	C4-C5-N7	7.32	113.73	110.80
1	A	372	C	C4-C5-C6	7.32	121.06	117.40
1	A	396	G	C4-N9-C1'	7.32	136.02	126.50
1	A	517	G	C4-C5-N7	-7.32	107.87	110.80
1	A	953	G	N7-C8-N9	-7.32	109.44	113.10
1	A	1380	U	N3-C4-O4	-7.32	114.28	119.40
1	A	292	G	C8-N9-C4	-7.32	103.47	106.40
1	A	345	C	N1-C2-O2	7.32	123.29	118.90
1	A	229	U	C5-C6-N1	-7.31	119.04	122.70
1	A	376	G	C5-N7-C8	7.31	107.96	104.30
1	A	778	G	N1-C2-N3	7.31	128.29	123.90
1	A	1058	G	C8-N9-C1'	-7.31	117.49	127.00
1	A	567	G	O5'-P-OP1	-7.31	99.12	105.70
1	A	1499	A	N7-C8-N9	-7.31	110.14	113.80

Continued on next page...

Continued from previous page...

Mol	Chain	Res	Type	Atoms	Z	Observed(°)	Ideal(°)
1	A	1110	A	C6-N1-C2	-7.31	114.22	118.60
1	A	1274	G	C8-N9-C4	7.31	109.32	106.40
1	A	1424	C	C6-N1-C2	7.30	123.22	120.30
1	A	264	U	N1-C2-N3	7.30	119.28	114.90
1	A	523	A	C5-C6-N6	7.30	129.54	123.70
1	A	887	G	N1-C2-N2	7.30	122.77	116.20
1	A	1485	U	C2-N3-C4	7.30	131.38	127.00
1	A	321	A	C6-N1-C2	-7.30	114.22	118.60
1	A	1099	G	N3-C4-C5	7.30	132.25	128.60
1	A	32	A	OP1-P-O3'	7.29	121.25	105.20
1	A	1003	G	C2-N3-C4	7.29	115.55	111.90
1	A	220	G	C4-C5-C6	7.29	123.18	118.80
1	A	390	C	O5'-P-OP2	-7.29	99.14	105.70
1	A	8	A	N3-C4-N9	-7.29	121.57	127.40
1	A	452	A	N7-C8-N9	7.29	117.44	113.80
1	A	620	C	N3-C4-C5	7.29	124.81	121.90
1	A	1168	A	C8-N9-C4	-7.29	102.88	105.80
1	A	97	G	N1-C2-N3	7.29	128.27	123.90
1	A	61	G	C5-N7-C8	-7.28	100.66	104.30
1	A	675	A	O5'-P-OP1	-7.28	99.14	105.70
1	A	728	A	OP1-P-O3'	7.28	121.22	105.20
1	A	1485	U	N1-C2-O2	7.28	127.90	122.80
1	A	1062	U	C2-N3-C4	7.28	131.37	127.00
1	A	1220	G	N3-C4-N9	7.28	130.37	126.00
1	A	122	G	C5-C6-O6	-7.28	124.23	128.60
1	A	705	U	N1-C2-N3	7.28	119.27	114.90
1	A	722	A	N1-C6-N6	7.28	122.97	118.60
1	A	164	U	C6-N1-C2	7.28	125.36	121.00
1	A	768	A	C2-N3-C4	7.27	114.24	110.60
1	A	255	G	C8-N9-C1'	-7.27	117.55	127.00
1	A	568	G	O5'-P-OP1	-7.27	99.16	105.70
1	A	623	C	C6-N1-C2	7.27	123.21	120.30
1	A	61	G	C2-N3-C4	-7.27	108.26	111.90
1	A	949	A	O5'-P-OP2	-7.27	99.16	105.70
1	A	778	G	N1-C2-N2	-7.27	109.66	116.20
1	A	885	G	C6-C5-N7	-7.27	126.04	130.40
1	A	141	A	C5-C6-N6	-7.26	117.89	123.70
1	A	783	C	N1-C2-N3	-7.26	114.11	119.20
1	A	1080	A	C5-N7-C8	7.26	107.53	103.90
1	A	1323	G	C6-C5-N7	-7.26	126.04	130.40
1	A	51	A	C4-C5-N7	7.26	114.33	110.70
1	A	148	G	C6-C5-N7	-7.26	126.04	130.40

Continued on next page...

Continued from previous page...

Mol	Chain	Res	Type	Atoms	Z	Observed(°)	Ideal(°)
1	A	325	A	OP1-P-O3'	7.26	121.17	105.20
1	A	888	G	C4-N9-C1'	7.26	135.93	126.50
1	A	239	U	C6-N1-C1'	7.25	131.36	121.20
1	A	10	A	OP1-P-OP2	7.25	130.48	119.60
1	A	822	C	N3-C4-N4	7.25	123.08	118.00
1	A	1339	A	N9-C4-C5	7.25	108.70	105.80
1	A	190(E)	U	N1-C2-N3	-7.25	110.55	114.90
1	A	401	C	N1-C2-O2	-7.25	114.55	118.90
1	A	581	G	C5-C6-O6	7.25	132.95	128.60
1	A	6	G	N1-C2-N2	7.25	122.72	116.20
1	A	198	G	N3-C4-N9	7.25	130.35	126.00
1	A	525	C	N3-C2-O2	7.25	126.97	121.90
1	A	1020	U	N3-C2-O2	-7.25	117.13	122.20
1	A	1508	G	C8-N9-C4	-7.25	103.50	106.40
15	O	57	LEU	CA-CB-CG	-7.25	98.63	115.30
1	A	44	G	C4-C5-C6	7.25	123.15	118.80
1	A	830	G	C6-C5-N7	7.24	134.75	130.40
1	A	984	C	O5'-P-OP2	7.24	119.39	110.70
1	A	1290	G	C5-C6-N1	-7.24	107.88	111.50
1	A	1256	A	O4'-C1'-N9	-7.24	102.41	108.20
1	A	44	G	C8-N9-C1'	-7.24	117.59	127.00
1	A	1098	C	N3-C2-O2	7.24	126.97	121.90
1	A	112	G	OP1-P-OP2	7.24	130.45	119.60
1	A	332	G	N3-C2-N2	-7.24	114.83	119.90
1	A	712	A	C6-C5-N7	-7.24	127.23	132.30
1	A	530	G	C4-C5-C6	7.23	123.14	118.80
1	A	782	A	C2-N3-C4	-7.23	106.99	110.60
1	A	380	G	C5-C6-N1	-7.23	107.89	111.50
1	A	250	A	O5'-P-OP1	7.23	119.37	110.70
1	A	1433	A	O5'-P-OP1	-7.23	99.20	105.70
1	A	286	G	C5-C6-O6	-7.22	124.27	128.60
1	A	354	G	O5'-P-OP2	7.22	119.37	110.70
1	A	402	G	N1-C2-N2	-7.22	109.70	116.20
1	A	965	A	C4-C5-C6	-7.22	113.39	117.00
1	A	1529	G	C6-C5-N7	-7.22	126.06	130.40
1	A	5	U	N3-C2-O2	-7.22	117.14	122.20
1	A	723	U	C5-C6-N1	7.22	126.31	122.70
1	A	734	G	N9-C4-C5	-7.22	102.51	105.40
1	A	74	C	C6-N1-C2	7.22	123.19	120.30
1	A	944	G	C4-N9-C1'	7.21	135.88	126.50
1	A	1183	A	P-O3'-C3'	7.21	128.36	119.70
1	A	1337	G	N1-C6-O6	7.21	124.23	119.90

Continued on next page...

Continued from previous page...

Mol	Chain	Res	Type	Atoms	Z	Observed(°)	Ideal(°)
1	A	1230	C	N3-C2-O2	7.21	126.95	121.90
1	A	74	C	O5'-P-OP1	7.21	119.35	110.70
1	A	413	G	O5'-P-OP1	-7.21	99.21	105.70
1	A	729	A	N3-C4-C5	-7.21	121.75	126.80
1	A	1240	U	N3-C4-O4	-7.21	114.35	119.40
1	A	978	A	C8-N9-C4	-7.21	102.92	105.80
1	A	1391	U	C4-C5-C6	7.21	124.03	119.70
1	A	259	G	C5-C6-O6	-7.21	124.28	128.60
1	A	856	C	OP2-P-O3'	7.21	121.06	105.20
1	A	581	G	N1-C6-O6	-7.21	115.58	119.90
1	A	1019	C	C5-C6-N1	7.21	124.60	121.00
1	A	1388	C	C2-N3-C4	-7.21	116.30	119.90
5	E	140	ARG	NE-CZ-NH2	-7.21	116.70	120.30
1	A	789	U	C2-N3-C4	7.21	131.32	127.00
1	A	548	G	N3-C2-N2	-7.20	114.86	119.90
1	A	560	U	C2-N1-C1'	7.20	126.34	117.70
1	A	557	G	O4'-C1'-N9	7.20	113.96	108.20
1	A	115	G	P-O3'-C3'	7.20	128.34	119.70
1	A	234	C	C2-N3-C4	-7.20	116.30	119.90
1	A	372	C	C2-N3-C4	-7.20	116.30	119.90
1	A	666	G	C5-C6-N1	-7.20	107.90	111.50
1	A	935	A	C4-C5-C6	7.20	120.60	117.00
1	A	161	A	N9-C4-C5	7.20	108.68	105.80
1	A	763	G	N3-C4-N9	7.20	130.32	126.00
1	A	901	A	C5-C6-N6	7.20	129.46	123.70
1	A	953	G	C5-C6-O6	7.20	132.92	128.60
1	A	1177	G	C5-N7-C8	-7.20	100.70	104.30
1	A	1504	G	N9-C4-C5	7.20	108.28	105.40
1	A	1515	C	C5-C4-N4	-7.20	115.16	120.20
1	A	1239	A	C2-N3-C4	-7.20	107.00	110.60
1	A	76	C	N3-C4-N4	7.19	123.03	118.00
1	A	881	G	C8-N9-C1'	-7.19	117.65	127.00
1	A	964	A	C2-N3-C4	-7.19	107.01	110.60
1	A	1509	C	N1-C2-N3	7.19	124.23	119.20
1	A	780	A	N1-C6-N6	7.19	122.91	118.60
1	A	839	U	O5'-P-OP2	-7.19	99.23	105.70
1	A	736	C	N3-C2-O2	-7.18	116.87	121.90
1	A	325	A	N1-C6-N6	-7.18	114.29	118.60
1	A	834	C	O5'-P-OP1	7.18	119.32	110.70
1	A	1506	U	C6-N1-C1'	-7.18	111.15	121.20
1	A	815	A	C4-C5-C6	7.18	120.59	117.00
1	A	821	G	N1-C6-O6	7.18	124.21	119.90

Continued on next page...

Continued from previous page...

Mol	Chain	Res	Type	Atoms	Z	Observed(°)	Ideal(°)
1	A	896	C	N1-C2-O2	-7.18	114.59	118.90
1	A	510	A	N9-C4-C5	7.18	108.67	105.80
1	A	976	G	N7-C8-N9	-7.18	109.51	113.10
1	A	21	G	C8-N9-C4	7.18	109.27	106.40
1	A	586	C	OP2-P-O3'	7.18	120.99	105.20
1	A	592	G	C2-N3-C4	-7.17	108.31	111.90
1	A	368	U	N1-C2-N3	7.17	119.20	114.90
1	A	461	C	OP2-P-O3'	7.17	120.97	105.20
1	A	1279	A	N7-C8-N9	7.17	117.39	113.80
1	A	1139	G	C5-C6-N1	-7.17	107.92	111.50
1	A	700	G	N1-C6-O6	7.16	124.20	119.90
1	A	912	C	N3-C4-C5	-7.16	119.03	121.90
1	A	243	A	C4-C5-C6	7.16	120.58	117.00
1	A	285	G	C5-C6-O6	-7.16	124.30	128.60
1	A	422	C	N1-C2-O2	7.16	123.20	118.90
1	A	841	U	C6-N1-C2	-7.16	116.70	121.00
1	A	1064	G	C6-C5-N7	7.16	134.70	130.40
1	A	1504	G	C4-C5-C6	7.16	123.10	118.80
1	A	284	G	N3-C4-C5	7.16	132.18	128.60
1	A	356	A	N1-C6-N6	-7.16	114.31	118.60
1	A	372	C	N3-C4-N4	7.16	123.01	118.00
1	A	285	G	C2-N3-C4	-7.16	108.32	111.90
1	A	1081	G	C5-C6-N1	7.16	115.08	111.50
4	D	10	ARG	NE-CZ-NH2	-7.16	116.72	120.30
1	A	1108	G	C4-N9-C1'	7.16	135.80	126.50
1	A	1449	C	C6-N1-C2	7.16	123.16	120.30
1	A	196	A	N1-C2-N3	-7.15	125.72	129.30
1	A	45	U	OP2-P-O3'	7.15	120.94	105.20
1	A	281	G	C8-N9-C4	7.15	109.26	106.40
1	A	319	G	N1-C2-N3	7.15	128.19	123.90
1	A	1531	A	C4-C5-N7	7.15	114.28	110.70
1	A	121	C	N1-C2-N3	-7.15	114.19	119.20
1	A	954	G	C8-N9-C4	7.15	109.26	106.40
1	A	1227	A	C8-N9-C1'	-7.15	114.83	127.70
1	A	240	C	C6-N1-C2	7.15	123.16	120.30
1	A	1079	G	C4-C5-C6	7.15	123.09	118.80
1	A	690	G	C2-N3-C4	-7.15	108.33	111.90
1	A	1322	C	N3-C2-O2	7.15	126.90	121.90
1	A	1377	A	N3-C4-C5	7.15	131.80	126.80
1	A	1379	G	C5-N7-C8	-7.15	100.73	104.30
1	A	329	A	C4-C5-N7	7.15	114.27	110.70
1	A	396	G	N9-C4-C5	7.14	108.26	105.40

Continued on next page...

Continued from previous page...

Mol	Chain	Res	Type	Atoms	Z	Observed(°)	Ideal(°)
1	A	806	C	N3-C4-N4	7.14	123.00	118.00
1	A	1070	U	C5-C4-O4	-7.14	121.61	125.90
1	A	136	C	C5-C4-N4	-7.14	115.20	120.20
1	A	1442	G	N3-C2-N2	7.14	124.90	119.90
1	A	421	U	C6-N1-C2	7.14	125.28	121.00
1	A	436	C	N3-C4-C5	7.14	124.76	121.90
1	A	710	G	C6-C5-N7	-7.14	126.12	130.40
1	A	764	C	O5'-P-OP1	-7.14	99.27	105.70
1	A	486	U	C6-N1-C2	7.14	125.28	121.00
1	A	190(L)	U	N3-C2-O2	7.13	127.19	122.20
1	A	1091	U	N3-C4-C5	-7.13	110.32	114.60
1	A	1186	G	N3-C4-C5	7.13	132.17	128.60
1	A	1050	G	N1-C2-N3	7.13	128.18	123.90
1	A	222	U	O5'-P-OP2	-7.13	99.28	105.70
1	A	36	C	N1-C2-N3	7.13	124.19	119.20
1	A	423	G	C6-C5-N7	-7.13	126.12	130.40
1	A	701	C	P-O3'-C3'	7.13	128.25	119.70
1	A	620	C	O5'-P-OP2	-7.12	99.29	105.70
1	A	800	G	C5-C6-O6	7.12	132.87	128.60
1	A	1095	U	N1-C2-O2	-7.12	117.81	122.80
1	A	237	C	OP1-P-O3'	-7.12	89.53	105.20
1	A	639	G	N1-C2-N2	7.12	122.61	116.20
1	A	1414	U	N3-C4-O4	7.12	124.39	119.40
1	A	398	C	N1-C2-N3	-7.12	114.22	119.20
1	A	1448	C	C6-N1-C2	7.12	123.15	120.30
1	A	80	G	OP2-P-O3'	-7.12	89.54	105.20
1	A	111	G	C6-N1-C2	7.12	129.37	125.10
19	S	5	LEU	CA-CB-CG	7.12	131.67	115.30
1	A	836	G	O5'-P-OP2	7.12	119.24	110.70
1	A	597	G	N1-C6-O6	7.11	124.17	119.90
1	A	1530	G	N3-C4-N9	-7.11	121.73	126.00
1	A	639	G	N3-C2-N2	-7.11	114.92	119.90
1	A	694	A	C2-N3-C4	-7.11	107.04	110.60
1	A	971	G	C2-N3-C4	-7.11	108.35	111.90
1	A	21	G	N3-C2-N2	7.11	124.88	119.90
1	A	290	C	O5'-P-OP1	7.11	119.23	110.70
1	A	542	G	N1-C2-N3	7.11	128.16	123.90
1	A	703	G	N3-C2-N2	7.11	124.87	119.90
1	A	1289	A	C4-C5-C6	7.11	120.55	117.00
1	A	569	C	N3-C4-N4	-7.10	113.03	118.00
1	A	1079	G	N1-C6-O6	7.10	124.16	119.90
1	A	144	G	N1-C2-N2	7.10	122.59	116.20

Continued on next page...

Continued from previous page...

Mol	Chain	Res	Type	Atoms	Z	Observed(°)	Ideal(°)
1	A	203	U	C2-N3-C4	7.10	131.26	127.00
1	A	813	U	O5'-P-OP1	-7.10	99.31	105.70
1	A	1455	G	N1-C6-O6	7.10	124.16	119.90
1	A	504	C	N3-C2-O2	-7.10	116.93	121.90
1	A	1239	A	N1-C6-N6	7.10	122.86	118.60
1	A	793	U	C5-C4-O4	7.10	130.16	125.90
1	A	715	A	N1-C2-N3	7.10	132.85	129.30
1	A	799	G	N1-C2-N2	-7.10	109.81	116.20
1	A	1305	G	OP1-P-O3'	-7.10	89.58	105.20
1	A	407	G	N1-C2-N3	7.09	128.16	123.90
1	A	649	G	N9-C4-C5	-7.09	102.56	105.40
1	A	1507	A	C5-C6-N1	7.09	121.25	117.70
1	A	693	G	C6-C5-N7	7.09	134.66	130.40
1	A	768	A	C6-N1-C2	-7.09	114.34	118.60
1	A	238	G	C4-C5-C6	7.09	123.05	118.80
1	A	792	A	O5'-P-OP1	-7.09	99.32	105.70
1	A	1067	A	C5-C6-N6	7.09	129.37	123.70
1	A	356	A	N9-C4-C5	7.09	108.64	105.80
1	A	583	A	C8-N9-C4	7.09	108.64	105.80
1	A	790	A	N9-C4-C5	-7.09	102.97	105.80
17	Q	31	LEU	CA-CB-CG	-7.09	99.00	115.30
1	A	438	G	C6-C5-N7	7.08	134.65	130.40
1	A	832	C	C4-C5-C6	7.08	120.94	117.40
1	A	796	C	N3-C4-N4	7.08	122.96	118.00
1	A	1210	C	C4-C5-C6	7.08	120.94	117.40
1	A	614	A	C5-N7-C8	-7.08	100.36	103.90
1	A	664	G	N3-C2-N2	7.08	124.86	119.90
1	A	769	G	O5'-P-OP1	7.08	119.19	110.70
1	A	295	C	C5-C4-N4	-7.08	115.25	120.20
1	A	761	G	C6-C5-N7	-7.08	126.15	130.40
1	A	286	G	N3-C2-N2	-7.08	114.95	119.90
1	A	552	U	N1-C2-O2	-7.08	117.85	122.80
1	A	168	G	N1-C6-O6	7.07	124.14	119.90
1	A	266	G	N3-C4-N9	-7.07	121.76	126.00
1	A	794	A	OP1-P-OP2	-7.07	108.99	119.60
1	A	904	C	C2-N3-C4	-7.07	116.36	119.90
1	A	1206	G	C2-N3-C4	-7.07	108.36	111.90
1	A	154	C	N3-C4-C5	7.07	124.73	121.90
1	A	689	C	N1-C2-O2	-7.07	114.66	118.90
1	A	802	A	N1-C2-N3	7.07	132.84	129.30
1	A	198	G	N9-C4-C5	-7.07	102.57	105.40
1	A	1409	C	N3-C4-N4	7.07	122.95	118.00

Continued on next page...

Continued from previous page...

Mol	Chain	Res	Type	Atoms	Z	Observed(°)	Ideal(°)
1	A	1469	G	C6-N1-C2	-7.07	120.86	125.10
3	C	30	ARG	NE-CZ-NH1	7.07	123.83	120.30
1	A	1080	A	C4-C5-N7	-7.07	107.17	110.70
1	A	405	U	OP1-P-O3'	7.07	120.74	105.20
1	A	413	G	C5-C6-O6	7.07	132.84	128.60
1	A	685	G	N9-C4-C5	7.07	108.23	105.40
1	A	1053	G	N3-C4-N9	-7.07	121.76	126.00
1	A	1231	G	N3-C4-C5	7.06	132.13	128.60
1	A	1530	G	O5'-P-OP2	-7.06	99.34	105.70
17	Q	67	LYS	N-CA-C	-7.06	91.93	111.00
1	A	1186	G	C5-C6-N1	-7.06	107.97	111.50
1	A	1509	C	C5-C6-N1	-7.06	117.47	121.00
1	A	564	C	N1-C2-O2	-7.06	114.67	118.90
1	A	568	G	C5-C6-O6	7.06	132.83	128.60
1	A	823	G	C4-C5-N7	7.06	113.62	110.80
1	A	266	G	C5-C6-O6	-7.06	124.37	128.60
1	A	1474	G	N9-C4-C5	7.06	108.22	105.40
1	A	1129	C	C6-N1-C2	-7.05	117.48	120.30
1	A	1177	G	N7-C8-N9	7.05	116.63	113.10
1	A	413	G	C8-N9-C1'	7.05	136.16	127.00
1	A	141	A	C6-C5-N7	-7.05	127.37	132.30
1	A	562	C	OP1-P-O3'	7.05	120.70	105.20
1	A	293	G	C5-C6-N1	-7.04	107.98	111.50
1	A	654	G	N3-C4-N9	-7.04	121.77	126.00
1	A	344	A	O4'-C1'-N9	-7.04	102.57	108.20
1	A	590	C	N3-C4-C5	7.04	124.72	121.90
1	A	1344	C	N3-C4-C5	7.04	124.72	121.90
1	A	1485	U	O5'-P-OP2	-7.04	99.36	105.70
1	A	555	C	OP2-P-O3'	7.04	120.69	105.20
1	A	609	A	N7-C8-N9	7.04	117.32	113.80
1	A	596	C	C5-C6-N1	-7.04	117.48	121.00
1	A	964	A	N1-C2-N3	7.04	132.82	129.30
1	A	313	A	O5'-P-OP1	-7.04	99.37	105.70
1	A	490	G	C2-N3-C4	-7.04	108.38	111.90
1	A	66	G	N3-C4-C5	7.04	132.12	128.60
1	A	484	G	C6-N1-C2	-7.04	120.88	125.10
1	A	1452	C	C6-N1-C1'	-7.04	112.36	120.80
11	K	125	PHE	N-CA-C	7.04	130.00	111.00
1	A	945	G	N7-C8-N9	7.03	116.62	113.10
1	A	1455	G	C5-C6-N1	-7.03	107.98	111.50
1	A	1526	G	C4-C5-C6	7.03	123.02	118.80
1	A	1528	U	C6-N1-C2	7.03	125.22	121.00

Continued on next page...

Continued from previous page...

Mol	Chain	Res	Type	Atoms	Z	Observed(°)	Ideal(°)
1	A	353	A	N1-C2-N3	-7.03	125.78	129.30
1	A	1087	G	OP1-P-O3'	-7.03	89.73	105.20
1	A	30	U	N1-C2-O2	-7.03	117.88	122.80
1	A	576	G	C6-C5-N7	-7.03	126.19	130.40
1	A	867	G	C5-C6-N1	-7.03	107.99	111.50
1	A	1195	C	OP1-P-O3'	7.03	120.66	105.20
8	H	18	ARG	NE-CZ-NH1	7.03	123.81	120.30
1	A	429	U	O5'-P-OP2	7.02	119.13	110.70
1	A	1414	U	O4'-C1'-N1	7.02	113.82	108.20
1	A	577	G	N1-C2-N3	7.02	128.11	123.90
1	A	39	G	C6-C5-N7	7.02	134.61	130.40
1	A	771	G	OP1-P-OP2	7.02	130.13	119.60
1	A	1020	U	N1-C2-N3	7.02	119.11	114.90
1	A	726	C	O5'-P-OP1	-7.02	99.38	105.70
1	A	260	G	C6-C5-N7	-7.02	126.19	130.40
1	A	1155	G	O5'-P-OP1	-7.02	99.38	105.70
1	A	787	A	OP1-P-OP2	7.02	130.12	119.60
1	A	112	G	C6-N1-C2	-7.01	120.89	125.10
1	A	1121	U	C5-C6-N1	-7.01	119.19	122.70
1	A	898	G	C6-C5-N7	-7.01	126.19	130.40
1	A	1502	A	C5-C6-N6	-7.01	118.09	123.70
1	A	144	G	C8-N9-C4	-7.01	103.60	106.40
1	A	745	C	N3-C4-C5	7.01	124.70	121.90
1	A	770	C	OP1-P-O3'	-7.01	89.78	105.20
1	A	108	G	N9-C1'-C2'	-7.01	104.29	112.00
1	A	918	A	N3-C4-C5	-7.00	121.90	126.80
1	A	856	C	OP1-P-O3'	-7.00	89.79	105.20
1	A	1091	U	N1-C2-N3	7.00	119.10	114.90
1	A	299	G	C6-C5-N7	-7.00	126.20	130.40
1	A	554	C	C5-C4-N4	7.00	125.10	120.20
1	A	485	G	N3-C2-N2	7.00	124.80	119.90
1	A	792	A	C8-N9-C4	-7.00	103.00	105.80
1	A	907	A	OP1-P-OP2	7.00	130.10	119.60
1	A	962	C	N3-C4-C5	7.00	124.70	121.90
1	A	307	C	C4-C5-C6	-7.00	113.90	117.40
1	A	623	C	C5-C6-N1	-7.00	117.50	121.00
1	A	1521	G	C6-N1-C2	-7.00	120.90	125.10
1	A	103	C	OP1-P-OP2	6.99	130.09	119.60
1	A	113	G	O4'-C1'-N9	-6.99	102.61	108.20
1	A	656	C	C5-C4-N4	-6.99	115.30	120.20
1	A	99	C	N3-C4-N4	6.99	122.89	118.00
1	A	151	A	C8-N9-C4	6.99	108.60	105.80

Continued on next page...

Continued from previous page...

Mol	Chain	Res	Type	Atoms	Z	Observed(°)	Ideal(°)
1	A	1331	G	O5'-P-OP1	6.99	119.08	110.70
1	A	1424	C	C5-C6-N1	-6.99	117.50	121.00
1	A	907	A	N9-C4-C5	6.99	108.59	105.80
1	A	37	U	N3-C4-C5	-6.99	110.41	114.60
1	A	44	G	C4-N9-C1'	6.99	135.58	126.50
1	A	120	A	N9-C4-C5	6.99	108.59	105.80
1	A	360	A	O4'-C1'-N9	-6.99	102.61	108.20
1	A	989	C	C6-N1-C2	-6.99	117.51	120.30
1	A	825	G	N3-C2-N2	-6.98	115.01	119.90
1	A	152	A	O5'-P-OP1	-6.98	99.42	105.70
1	A	405	U	N1-C2-N3	6.98	119.09	114.90
1	A	1505	G	N1-C6-O6	6.98	124.09	119.90
1	A	478	A	C5-C6-N1	-6.98	114.21	117.70
1	A	706	A	N7-C8-N9	-6.98	110.31	113.80
1	A	273	A	C2-N3-C4	-6.98	107.11	110.60
1	A	632	A	C6-C5-N7	-6.98	127.42	132.30
1	A	771	G	N3-C4-N9	-6.98	121.81	126.00
1	A	977	A	C2-N3-C4	6.98	114.09	110.60
1	A	30	U	C4-C5-C6	6.97	123.89	119.70
1	A	387	U	N3-C4-O4	6.97	124.28	119.40
1	A	1339	A	C5-N7-C8	6.97	107.39	103.90
10	J	99	LYS	CD-CE-NZ	6.97	127.74	111.70
1	A	511	C	C2-N1-C1'	-6.97	111.13	118.80
14	N	47	LEU	CA-CB-CG	-6.97	99.26	115.30
1	A	746	A	C5-C6-N6	6.97	129.28	123.70
1	A	1447	G	C5-C6-O6	-6.97	124.42	128.60
1	A	1499	A	C6-N1-C2	-6.97	114.42	118.60
1	A	61	G	C5-C6-N1	-6.97	108.02	111.50
1	A	1491	G	C2-N3-C4	6.97	115.38	111.90
1	A	1228	C	N1-C2-N3	-6.96	114.33	119.20
1	A	1321	C	C4-C5-C6	6.96	120.88	117.40
1	A	908	A	C4-C5-N7	-6.96	107.22	110.70
1	A	376	G	N7-C8-N9	-6.96	109.62	113.10
1	A	494	G	C4-C5-C6	6.96	122.97	118.80
1	A	768	A	C5-C6-N6	-6.96	118.13	123.70
1	A	782	A	C5-C6-N6	6.96	129.27	123.70
1	A	560	U	C6-N1-C2	-6.96	116.83	121.00
1	A	662	G	C8-N9-C1'	-6.96	117.96	127.00
1	A	789	U	N1-C2-N3	6.96	119.07	114.90
1	A	555	C	O5'-P-OP1	6.96	119.05	110.70
1	A	175	C	O5'-P-OP2	-6.95	99.44	105.70
1	A	1065	U	OP2-P-O3'	6.95	120.50	105.20

Continued on next page...

Continued from previous page...

Mol	Chain	Res	Type	Atoms	Z	Observed(°)	Ideal(°)
1	A	1151	A	C4-C5-N7	-6.95	107.22	110.70
1	A	58	C	O5'-P-OP1	-6.95	99.45	105.70
1	A	292	G	C6-C5-N7	-6.95	126.23	130.40
1	A	833	U	C5-C6-N1	-6.95	119.23	122.70
1	A	910	C	C2-N3-C4	-6.95	116.43	119.90
1	A	299	G	N1-C6-O6	6.95	124.07	119.90
1	A	168	G	C5-C6-N1	-6.94	108.03	111.50
1	A	236	G	C5-C6-N1	6.94	114.97	111.50
1	A	356	A	O5'-P-OP1	-6.94	99.45	105.70
1	A	379	C	C5-C6-N1	-6.94	117.53	121.00
1	A	399	G	N3-C4-C5	6.94	132.07	128.60
1	A	1236	A	N1-C6-N6	6.94	122.76	118.60
1	A	1342	C	N3-C4-N4	6.94	122.86	118.00
1	A	386	C	C5-C4-N4	-6.94	115.34	120.20
1	A	51	A	N9-C4-C5	-6.94	103.03	105.80
1	A	388	G	C5-C6-O6	-6.94	124.44	128.60
15	O	77	ARG	NE-CZ-NH2	-6.93	116.83	120.30
1	A	27	G	C5-N7-C8	-6.93	100.83	104.30
1	A	251	G	C2-N3-C4	-6.93	108.43	111.90
1	A	190(D)	U	C5-C6-N1	-6.93	119.23	122.70
1	A	1474	G	C5-C6-O6	6.93	132.76	128.60
1	A	32	A	C6-N1-C2	-6.93	114.44	118.60
1	A	60	A	N9-C4-C5	6.93	108.57	105.80
1	A	935	A	O4'-C1'-N9	-6.93	102.66	108.20
1	A	289	G	O5'-P-OP2	-6.93	99.47	105.70
1	A	190(E)	U	N3-C2-O2	-6.93	117.35	122.20
1	A	1202	G	N9-C4-C5	6.93	108.17	105.40
1	A	33	A	C4-C5-N7	6.92	114.16	110.70
1	A	113	G	C4-N9-C1'	6.92	135.50	126.50
1	A	804	U	OP1-P-O3'	-6.92	89.97	105.20
1	A	1346	A	C8-N9-C4	6.92	108.57	105.80
1	A	1446	A	C4-C5-N7	-6.92	107.24	110.70
1	A	1373	G	C8-N9-C4	-6.92	103.63	106.40
1	A	136	C	N3-C2-O2	6.92	126.75	121.90
1	A	662	G	N1-C6-O6	6.92	124.05	119.90
1	A	933	G	C5-C6-O6	-6.92	124.45	128.60
1	A	1151	A	C8-N9-C4	6.92	108.57	105.80
1	A	890	G	N1-C2-N3	6.92	128.05	123.90
1	A	14	U	C2-N1-C1'	-6.92	109.40	117.70
1	A	223	U	OP1-P-OP2	6.92	129.97	119.60
1	A	1126	U	C6-N1-C2	-6.92	116.85	121.00
1	A	59	A	N1-C6-N6	-6.91	114.45	118.60

Continued on next page...

Continued from previous page...

Mol	Chain	Res	Type	Atoms	Z	Observed(°)	Ideal(°)
1	A	194	C	C5-C6-N1	-6.91	117.54	121.00
1	A	252	U	N1-C2-O2	-6.91	117.96	122.80
1	A	759	A	N7-C8-N9	6.91	117.26	113.80
1	A	306	G	C5-C6-O6	-6.91	124.45	128.60
1	A	836	G	O4'-C1'-N9	-6.91	102.67	108.20
1	A	899	C	N1-C2-O2	-6.91	114.75	118.90
1	A	288	A	C5-C6-N6	6.91	129.23	123.70
1	A	444	C	C5-C4-N4	-6.91	115.36	120.20
1	A	975	A	O5'-P-OP2	6.91	118.99	110.70
1	A	1159	U	C5-C6-N1	-6.91	119.25	122.70
1	A	719	C	C2-N3-C4	-6.91	116.45	119.90
1	A	807	A	C6-C5-N7	-6.91	127.47	132.30
1	A	898	G	OP1-P-OP2	6.91	129.96	119.60
1	A	1405	G	N9-C4-C5	-6.91	102.64	105.40
1	A	741	G	N9-C4-C5	6.91	108.16	105.40
1	A	318	G	C8-N9-C4	6.90	109.16	106.40
1	A	752	G	N9-C4-C5	6.90	108.16	105.40
1	A	24	U	N1-C2-O2	-6.90	117.97	122.80
1	A	307	C	C5-C6-N1	6.90	124.45	121.00
1	A	485	G	N3-C4-C5	-6.90	125.15	128.60
1	A	942	G	N9-C4-C5	-6.90	102.64	105.40
1	A	24	U	C2-N3-C4	-6.90	122.86	127.00
1	A	519	C	C4-C5-C6	6.90	120.85	117.40
1	A	578	C	C5-C4-N4	6.90	125.03	120.20
1	A	821	G	O5'-P-OP2	-6.90	99.49	105.70
1	A	387	U	N1-C2-O2	-6.90	117.97	122.80
1	A	1285	A	P-O3'-C3'	6.90	127.98	119.70
1	A	685	G	C6-C5-N7	6.90	134.54	130.40
1	A	108	G	N3-C2-N2	-6.89	115.07	119.90
1	A	1332	A	C2-N3-C4	-6.89	107.15	110.60
1	A	792	A	C5-C6-N1	-6.89	114.25	117.70
1	A	291	C	N3-C2-O2	-6.89	117.08	121.90
1	A	1348	U	C6-N1-C2	-6.89	116.87	121.00
4	D	70	ILE	CB-CA-C	-6.89	97.83	111.60
1	A	1189	C	N3-C2-O2	-6.88	117.08	121.90
1	A	1139	G	P-O3'-C3'	6.88	127.96	119.70
1	A	1117	G	N3-C4-N9	6.88	130.13	126.00
1	A	1385	G	OP1-P-OP2	6.88	129.92	119.60
1	A	1533	C	C5-C6-N1	6.88	124.44	121.00
1	A	1425	U	C5-C4-O4	6.88	130.03	125.90
1	A	1438	G	C5-C6-N1	-6.88	108.06	111.50
1	A	523	A	N9-C4-C5	6.88	108.55	105.80

Continued on next page...

Continued from previous page...

Mol	Chain	Res	Type	Atoms	Z	Observed(°)	Ideal(°)
1	A	1443	G	N3-C4-N9	-6.88	121.88	126.00
1	A	257	G	O5'-P-OP1	6.88	118.95	110.70
1	A	632	A	C5-C6-N6	-6.88	118.20	123.70
1	A	228	A	N9-C4-C5	6.87	108.55	105.80
1	A	1092	A	O5'-P-OP2	-6.87	99.52	105.70
1	A	316	G	N9-C4-C5	-6.87	102.65	105.40
1	A	368	U	N3-C2-O2	-6.87	117.39	122.20
1	A	1269	A	C5-C6-N6	6.87	129.20	123.70
1	A	915	A	OP2-P-O3'	6.87	120.31	105.20
1	A	759	A	C6-N1-C2	-6.87	114.48	118.60
1	A	968	A	C2-N3-C4	6.87	114.03	110.60
1	A	898	G	N1-C6-O6	6.87	124.02	119.90
1	A	625	G	N9-C4-C5	-6.86	102.66	105.40
1	A	817	C	C4-C5-C6	6.86	120.83	117.40
1	A	509	A	C5-N7-C8	-6.86	100.47	103.90
1	A	653	A	C5-C6-N1	6.86	121.13	117.70
1	A	656	C	N1-C2-N3	-6.86	114.40	119.20
1	A	399	G	C4-C5-C6	-6.86	114.68	118.80
1	A	780	A	O5'-P-OP2	6.86	118.93	110.70
1	A	176	C	C2-N3-C4	6.86	123.33	119.90
1	A	561	U	C5-C6-N1	6.86	126.13	122.70
1	A	821	G	C4-C5-C6	6.86	122.92	118.80
1	A	1300	G	C5-N7-C8	-6.86	100.87	104.30
1	A	1516	G	N3-C2-N2	-6.86	115.10	119.90
1	A	386	C	N3-C4-C5	6.85	124.64	121.90
1	A	430	A	N1-C6-N6	6.85	122.71	118.60
1	A	780	A	C6-N1-C2	-6.85	114.49	118.60
1	A	749	C	C5-C6-N1	6.85	124.43	121.00
1	A	762	C	C6-N1-C1'	-6.85	112.58	120.80
1	A	45	U	C5-C6-N1	-6.85	119.28	122.70
1	A	972	C	N1-C2-O2	-6.85	114.79	118.90
1	A	60	A	OP1-P-O3'	6.85	120.27	105.20
1	A	778	G	N3-C4-C5	-6.85	125.17	128.60
1	A	338	A	N1-C2-N3	6.85	132.72	129.30
1	A	1064	G	C4-N9-C1'	-6.85	117.60	126.50
1	A	1163	C	C5-C6-N1	6.85	124.42	121.00
1	A	336	C	N1-C2-O2	-6.85	114.79	118.90
1	A	93	G	N3-C4-C5	6.84	132.02	128.60
1	A	317	G	N1-C2-N3	6.84	128.01	123.90
1	A	719	C	C5-C6-N1	-6.84	117.58	121.00
1	A	1197	G	N3-C2-N2	-6.84	115.11	119.90
1	A	1331	G	C5-C6-N1	-6.84	108.08	111.50

Continued on next page...

Continued from previous page...

Mol	Chain	Res	Type	Atoms	Z	Observed(°)	Ideal(°)
1	A	193	C	O5'-P-OP2	-6.84	99.54	105.70
1	A	1380	U	C5-C4-O4	6.84	130.00	125.90
1	A	1401	G	C2-N3-C4	6.84	115.32	111.90
1	A	118	U	C6-N1-C2	6.84	125.10	121.00
15	O	45	VAL	CB-CA-C	-6.84	98.41	111.40
1	A	625	G	C8-N9-C1'	-6.84	118.11	127.00
1	A	907	A	C2-N3-C4	-6.84	107.18	110.60
1	A	1195	C	C6-N1-C2	-6.84	117.56	120.30
1	A	1353	G	N3-C4-C5	-6.84	125.18	128.60
1	A	523	A	N1-C6-N6	-6.84	114.50	118.60
1	A	529	G	N7-C8-N9	6.84	116.52	113.10
1	A	971	G	C4-C5-C6	6.84	122.90	118.80
1	A	1094	G	N3-C2-N2	6.84	124.69	119.90
1	A	1221	G	C5-C6-N1	-6.84	108.08	111.50
1	A	766	A	N9-C4-C5	-6.83	103.07	105.80
1	A	1439	C	C5-C4-N4	-6.83	115.42	120.20
1	A	1450	U	N3-C4-O4	6.83	124.18	119.40
1	A	750	G	N1-C6-O6	-6.83	115.80	119.90
1	A	1264	C	C4-C5-C6	6.83	120.82	117.40
1	A	1530	G	N9-C4-C5	-6.83	102.67	105.40
1	A	1532	U	N3-C4-C5	6.83	118.70	114.60
1	A	324	G	C5-C6-N1	-6.83	108.08	111.50
1	A	383	A	C8-N9-C4	-6.83	103.07	105.80
1	A	1116	C	C5-C6-N1	-6.83	117.58	121.00
1	A	643	C	C6-N1-C2	6.83	123.03	120.30
1	A	684	A	C5-C6-N1	-6.83	114.28	117.70
1	A	929	G	N7-C8-N9	-6.83	109.69	113.10
1	A	1194	U	N3-C4-C5	-6.83	110.50	114.60
1	A	610	G	O5'-P-OP2	-6.83	99.55	105.70
1	A	860	A	O5'-P-OP1	6.83	118.89	110.70
1	A	633	G	C2-N3-C4	-6.83	108.49	111.90
1	A	848	C	C5-C6-N1	6.83	124.41	121.00
1	A	135	C	N3-C4-N4	6.82	122.78	118.00
17	Q	5	VAL	CB-CA-C	-6.82	98.44	111.40
1	A	406	G	C6-C5-N7	-6.82	126.31	130.40
1	A	659	U	C2-N3-C4	-6.82	122.91	127.00
1	A	692	U	N1-C2-O2	6.82	127.58	122.80
1	A	895	G	C5-N7-C8	-6.82	100.89	104.30
1	A	1131	G	C6-C5-N7	-6.82	126.31	130.40
1	A	612	C	N1-C2-O2	-6.81	114.81	118.90
1	A	1486	G	N3-C4-C5	-6.81	125.19	128.60
1	A	561	U	C2-N1-C1'	6.81	125.87	117.70

Continued on next page...

Continued from previous page...

Mol	Chain	Res	Type	Atoms	Z	Observed(°)	Ideal(°)
1	A	768	A	C8-N9-C4	-6.81	103.08	105.80
1	A	1521	G	N3-C4-C5	-6.81	125.20	128.60
1	A	1083	U	C5-C4-O4	6.81	129.98	125.90
1	A	1066	C	N3-C4-C5	-6.81	119.18	121.90
1	A	270	A	N7-C8-N9	6.80	117.20	113.80
1	A	911	U	N3-C4-C5	-6.80	110.52	114.60
1	A	969	A	N1-C6-N6	6.80	122.68	118.60
10	J	99	LYS	N-CA-C	-6.80	92.63	111.00
1	A	1442	G	N1-C6-O6	-6.80	115.82	119.90
1	A	229	U	C4-C5-C6	6.80	123.78	119.70
1	A	1168	A	N3-C4-C5	-6.80	122.04	126.80
1	A	521	G	N1-C6-O6	-6.80	115.82	119.90
1	A	1054	C	C5-C6-N1	6.80	124.40	121.00
1	A	278	G	N1-C2-N3	6.80	127.98	123.90
1	A	860	A	N9-C4-C5	-6.80	103.08	105.80
1	A	1020	U	C6-N1-C1'	6.80	130.72	121.20
1	A	1372	U	C5-C4-O4	-6.80	121.82	125.90
1	A	566	G	C4-C5-N7	6.79	113.52	110.80
1	A	833	U	O5'-P-OP2	-6.79	99.58	105.70
1	A	1435	G	N1-C2-N3	6.79	127.98	123.90
1	A	486	U	C5-C6-N1	-6.79	119.30	122.70
1	A	791	G	O5'-P-OP1	-6.79	99.59	105.70
1	A	1003(A)	G	N3-C2-N2	-6.79	115.14	119.90
1	A	483	C	C5-C6-N1	-6.79	117.60	121.00
1	A	753	A	C5-N7-C8	6.79	107.30	103.90
1	A	1231	G	C8-N9-C1'	6.79	135.83	127.00
1	A	1375	A	C5-C6-N6	-6.79	118.27	123.70
1	A	1499	A	C5-C6-N6	6.79	129.13	123.70
1	A	1063	C	C2-N3-C4	-6.79	116.50	119.90
1	A	1087	G	OP2-P-O3'	6.79	120.13	105.20
1	A	1533	C	N3-C4-N4	6.79	122.75	118.00
1	A	42	G	N1-C2-N2	6.78	122.31	116.20
1	A	1432	G	C5-N7-C8	6.78	107.69	104.30
1	A	309	G	N7-C8-N9	6.78	116.49	113.10
1	A	1053	G	C4-N9-C1'	-6.78	117.69	126.50
1	A	43	C	N3-C4-C5	6.78	124.61	121.90
17	Q	98	LEU	CA-CB-CG	6.78	130.88	115.30
20	T	94	ALA	N-CA-C	-6.77	92.71	111.00
1	A	43	C	N1-C2-N3	-6.77	114.46	119.20
1	A	236	G	C4-N9-C1'	6.77	135.30	126.50
1	A	570	G	C2-N3-C4	6.77	115.28	111.90
1	A	1054	C	C2-N1-C1'	6.77	126.25	118.80

Continued on next page...

Continued from previous page...

Mol	Chain	Res	Type	Atoms	Z	Observed(°)	Ideal(°)
1	A	589	C	OP1-P-OP2	6.77	129.75	119.60
1	A	809	G	C6-C5-N7	6.77	134.46	130.40
1	A	1335	C	C5-C6-N1	-6.77	117.62	121.00
1	A	1387	G	O5'-P-OP2	-6.77	99.61	105.70
1	A	369	C	OP2-P-O3'	6.76	120.08	105.20
1	A	806	C	C5-C6-N1	6.76	124.38	121.00
1	A	293	G	O5'-P-OP2	-6.76	99.61	105.70
1	A	1060	C	N1-C2-N3	6.76	123.93	119.20
1	A	65	U	C4-C5-C6	6.76	123.76	119.70
1	A	164	U	O5'-P-OP1	-6.76	99.62	105.70
1	A	406	G	N1-C6-O6	6.76	123.96	119.90
1	A	886	G	N1-C2-N3	6.76	127.95	123.90
1	A	79	G	C8-N9-C1'	-6.76	118.22	127.00
1	A	613	C	N3-C4-C5	6.76	124.60	121.90
1	A	841	U	N1-C2-O2	6.76	127.53	122.80
1	A	19	C	O5'-P-OP2	-6.75	99.62	105.70
1	A	1069	C	O5'-P-OP2	-6.75	99.62	105.70
1	A	252	U	C4-C5-C6	6.75	123.75	119.70
1	A	61	G	C4-C5-N7	6.75	113.50	110.80
1	A	181	G	N1-C6-O6	6.75	123.95	119.90
1	A	889	A	C8-N9-C4	-6.75	103.10	105.80
1	A	953	G	N1-C6-O6	-6.75	115.85	119.90
1	A	1186	G	N3-C4-N9	-6.75	121.95	126.00
1	A	888	G	N3-C4-N9	6.75	130.05	126.00
1	A	40	C	OP2-P-O3'	6.75	120.05	105.20
1	A	1216	G	OP2-P-O3'	6.75	120.05	105.20
1	A	617	G	N1-C2-N3	6.75	127.95	123.90
1	A	1099	G	N7-C8-N9	6.75	116.47	113.10
1	A	1471	G	N3-C2-N2	-6.74	115.18	119.90
1	A	288	A	C2-N3-C4	-6.74	107.23	110.60
1	A	293	G	N3-C2-N2	-6.74	115.18	119.90
1	A	867	G	C6-C5-N7	-6.74	126.36	130.40
1	A	1304	G	C4-C5-N7	-6.74	108.10	110.80
1	A	1068	G	C5-N7-C8	-6.74	100.93	104.30
17	Q	99	SER	N-CA-C	6.74	129.20	111.00
1	A	141	A	C4-C5-N7	6.74	114.07	110.70
1	A	588	G	C5-C6-N1	-6.74	108.13	111.50
1	A	1487	G	N1-C6-O6	-6.74	115.86	119.90
1	A	145	G	N1-C6-O6	6.73	123.94	119.90
1	A	573	A	C8-N9-C4	-6.73	103.11	105.80
1	A	27	G	N1-C6-O6	6.73	123.94	119.90
1	A	108	G	C8-N9-C1'	-6.73	118.25	127.00

Continued on next page...

Continued from previous page...

Mol	Chain	Res	Type	Atoms	Z	Observed(°)	Ideal(°)
1	A	819	A	C5-N7-C8	-6.73	100.53	103.90
1	A	949	A	C8-N9-C4	6.73	108.49	105.80
1	A	1047	G	N3-C2-N2	-6.73	115.19	119.90
1	A	238	G	C6-C5-N7	-6.73	126.36	130.40
1	A	1386	G	N3-C2-N2	-6.73	115.19	119.90
1	A	1302	U	C2-N1-C1'	6.73	125.78	117.70
4	D	76	ARG	NE-CZ-NH2	-6.73	116.94	120.30
1	A	157	G	OP2-P-O3'	6.73	120.00	105.20
1	A	276	G	C5-C6-N1	-6.73	108.14	111.50
1	A	797	C	N3-C4-C5	-6.73	119.21	121.90
1	A	1203	C	C2-N3-C4	-6.73	116.54	119.90
1	A	1542	U	N1-C2-N3	-6.73	110.86	114.90
1	A	1055	A	N3-C4-N9	6.73	132.78	127.40
1	A	811	C	OP1-P-OP2	6.72	129.69	119.60
1	A	1094	G	C4-N9-C1'	6.72	135.24	126.50
1	A	1379	G	C6-C5-N7	-6.72	126.36	130.40
1	A	869	G	N9-C4-C5	-6.72	102.71	105.40
1	A	22	G	OP2-P-O3'	6.72	119.98	105.20
1	A	264	U	C2-N3-C4	-6.72	122.97	127.00
1	A	1395	C	N3-C2-O2	6.72	126.60	121.90
1	A	1441	G	C4-C5-N7	-6.72	108.11	110.80
1	A	38	G	C4-N9-C1'	-6.72	117.77	126.50
1	A	1411	C	N3-C4-C5	-6.72	119.21	121.90
1	A	220	G	C2-N3-C4	-6.72	108.54	111.90
1	A	834	C	O5'-P-OP2	-6.71	99.66	105.70
1	A	1192	C	N3-C4-C5	6.71	124.59	121.90
1	A	1205	U	C5-C6-N1	-6.71	119.34	122.70
1	A	863	U	N1-C2-N3	6.71	118.93	114.90
1	A	1250	A	N7-C8-N9	6.71	117.16	113.80
1	A	123	C	N3-C4-C5	-6.71	119.22	121.90
1	A	1066	C	C5-C4-N4	-6.71	115.50	120.20
1	A	1076	C	N3-C4-N4	6.71	122.70	118.00
1	A	1078	U	N1-C2-O2	6.71	127.50	122.80
1	A	1214	C	N3-C4-N4	-6.71	113.30	118.00
1	A	1023	G	C4-N9-C1'	6.71	135.22	126.50
1	A	1502	A	C4-C5-C6	6.71	120.36	117.00
1	A	251	G	OP1-P-O3'	6.71	119.96	105.20
1	A	389	A	P-O3'-C3'	6.71	127.75	119.70
1	A	714	G	C4-C5-N7	-6.71	108.12	110.80
1	A	1203	C	O5'-P-OP1	-6.71	99.66	105.70
1	A	1356	G	O5'-P-OP1	6.71	118.75	110.70
1	A	751	U	O5'-P-OP1	-6.71	99.66	105.70

Continued on next page...

Continued from previous page...

Mol	Chain	Res	Type	Atoms	Z	Observed(°)	Ideal(°)
1	A	1464	G	C5-C6-N1	-6.71	108.15	111.50
1	A	1392	G	C5-C6-O6	6.71	132.62	128.60
1	A	333	G	N1-C2-N2	6.70	122.23	116.20
1	A	546	G	C4-C5-N7	-6.70	108.12	110.80
1	A	1131	G	C8-N9-C4	-6.70	103.72	106.40
1	A	368	U	C4-C5-C6	6.70	123.72	119.70
1	A	446	G	OP2-P-O3'	6.70	119.94	105.20
1	A	655	A	C5-C6-N1	6.70	121.05	117.70
1	A	509	A	C6-C5-N7	-6.70	127.61	132.30
1	A	572	A	C5-N7-C8	6.70	107.25	103.90
1	A	953	G	C5-N7-C8	6.70	107.65	104.30
1	A	1080	A	C5-C6-N1	6.70	121.05	117.70
1	A	239	U	C5-C6-N1	6.70	126.05	122.70
1	A	289	G	C4-N9-C1'	6.70	135.20	126.50
1	A	407	G	O5'-P-OP1	-6.70	99.67	105.70
1	A	1109	C	N1-C2-N3	6.70	123.89	119.20
1	A	230	G	C4-C5-N7	-6.69	108.12	110.80
1	A	762	C	O5'-P-OP2	6.69	118.73	110.70
1	A	484	G	O4'-C1'-N9	-6.69	102.85	108.20
1	A	621	A	C4-C5-N7	6.69	114.05	110.70
1	A	1396	A	OP2-P-O3'	-6.69	90.48	105.20
1	A	230	G	C8-N9-C1'	-6.69	118.30	127.00
1	A	306	G	N1-C2-N2	6.69	122.22	116.20
1	A	381	C	C5-C6-N1	6.69	124.34	121.00
1	A	930	C	N3-C4-C5	6.69	124.58	121.90
1	A	1125	U	C4'-C3'-O3'	6.69	126.38	113.00
1	A	1524	C	OP2-P-O3'	6.69	119.92	105.20
12	L	115	LYS	C-N-CA	-6.69	104.98	121.70
1	A	297	G	C5-C6-N1	-6.69	108.16	111.50
1	A	1360	A	O5'-P-OP2	-6.69	99.68	105.70
1	A	786	G	C4-C5-N7	6.68	113.47	110.80
1	A	485	G	N1-C2-N2	-6.68	110.19	116.20
1	A	814	A	N3-C4-N9	-6.68	122.05	127.40
5	E	139	LEU	CB-CG-CD2	-6.68	99.64	111.00
1	A	774	G	OP1-P-OP2	6.68	129.62	119.60
1	A	521	G	C6-C5-N7	6.68	134.41	130.40
1	A	933	G	C6-C5-N7	-6.68	126.39	130.40
1	A	1307	U	C5-C4-O4	6.68	129.91	125.90
1	A	1516	G	C5-C6-O6	-6.68	124.59	128.60
1	A	1090	U	N1-C2-N3	6.68	118.91	114.90
1	A	483	C	C5-C4-N4	6.67	124.87	120.20
1	A	99	C	C6-N1-C2	-6.67	117.63	120.30

Continued on next page...

Continued from previous page...

Mol	Chain	Res	Type	Atoms	Z	Observed(°)	Ideal(°)
1	A	339	C	N3-C2-O2	6.67	126.57	121.90
1	A	506	G	C6-C5-N7	-6.67	126.40	130.40
1	A	510	A	N1-C6-N6	-6.67	114.60	118.60
1	A	601	C	N3-C4-C5	-6.67	119.23	121.90
1	A	606	G	N3-C4-C5	-6.67	125.26	128.60
1	A	676	A	C6-N1-C2	-6.67	114.60	118.60
1	A	992	U	C5-C4-O4	6.67	129.90	125.90
1	A	1218	C	C6-N1-C2	-6.67	117.63	120.30
1	A	1478	C	N3-C4-C5	-6.67	119.23	121.90
2	B	53	ARG	NE-CZ-NH1	-6.67	116.97	120.30
1	A	288	A	O5'-P-OP1	-6.67	99.70	105.70
10	J	66	ARG	NE-CZ-NH1	6.67	123.63	120.30
1	A	111	G	OP2-P-O3'	6.67	119.87	105.20
1	A	198	G	N1-C2-N2	-6.67	110.20	116.20
1	A	309	G	C6-C5-N7	-6.67	126.40	130.40
1	A	1384	C	C2-N1-C1'	-6.67	111.47	118.80
1	A	521	G	C6-N1-C2	-6.67	121.10	125.10
1	A	684	A	C2-N3-C4	-6.67	107.27	110.60
1	A	703	G	N3-C4-N9	6.67	130.00	126.00
1	A	1074	G	N3-C2-N2	6.67	124.56	119.90
1	A	699	C	C5-C6-N1	-6.66	117.67	121.00
1	A	758	G	OP2-P-O3'	6.66	119.86	105.20
1	A	722	A	C5-C6-N1	-6.66	114.37	117.70
1	A	506	G	C5-N7-C8	-6.66	100.97	104.30
1	A	769	G	C4-C5-C6	6.66	122.80	118.80
1	A	1311	G	C5-C6-N1	-6.66	108.17	111.50
1	A	296	U	N1-C2-N3	6.66	118.89	114.90
1	A	307	C	C6-N1-C1'	-6.66	112.81	120.80
1	A	523	A	C2-N3-C4	-6.66	107.27	110.60
1	A	880	C	N3-C4-N4	-6.66	113.34	118.00
1	A	1478	C	N3-C4-N4	6.66	122.66	118.00
1	A	1502	A	O4'-C1'-N9	6.66	113.53	108.20
1	A	380	G	O5'-P-OP1	6.66	118.69	110.70
1	A	669	U	C6-N1-C2	6.66	124.99	121.00
1	A	878	G	C8-N9-C4	6.66	109.06	106.40
1	A	296	U	C4-C5-C6	6.66	123.69	119.70
1	A	315	A	C6-N1-C2	-6.66	114.61	118.60
1	A	684	A	C6-C5-N7	-6.66	127.64	132.30
1	A	231	G	N3-C2-N2	-6.65	115.24	119.90
1	A	1065	U	C6-N1-C2	6.65	124.99	121.00
1	A	232	G	C5-N7-C8	-6.65	100.97	104.30
1	A	271	C	N3-C2-O2	6.65	126.56	121.90

Continued on next page...

Continued from previous page...

Mol	Chain	Res	Type	Atoms	Z	Observed(°)	Ideal(°)
1	A	497	A	N1-C2-N3	6.65	132.63	129.30
1	A	658	G	C4-C5-C6	6.65	122.79	118.80
1	A	1175	G	N7-C8-N9	6.65	116.42	113.10
1	A	1475	G	N1-C6-O6	6.65	123.89	119.90
1	A	809	G	C5-C6-N1	6.65	114.82	111.50
1	A	43	C	O5'-P-OP1	-6.65	99.72	105.70
1	A	170	U	N1-C2-O2	-6.65	118.15	122.80
1	A	900	A	C2-N3-C4	-6.65	107.28	110.60
12	L	41	ARG	NE-CZ-NH2	-6.65	116.98	120.30
1	A	776	G	N3-C4-N9	-6.65	122.01	126.00
1	A	1409	C	N1-C2-N3	-6.65	114.55	119.20
1	A	136	C	N3-C4-N4	6.64	122.65	118.00
1	A	105	G	OP2-P-O3'	6.64	119.81	105.20
1	A	586	C	C2-N1-C1'	-6.64	111.49	118.80
1	A	674	G	C4-N9-C1'	6.64	135.14	126.50
1	A	854	G	C4-C5-N7	6.64	113.46	110.80
1	A	1233	G	C4-C5-N7	6.64	113.46	110.80
1	A	1184	G	C5-C6-N1	-6.64	108.18	111.50
1	A	1391	U	C5-C6-N1	-6.64	119.38	122.70
1	A	70	G	C4-N9-C1'	-6.64	117.87	126.50
1	A	110	C	C6-N1-C2	-6.64	117.64	120.30
1	A	439	A	OP1-P-OP2	-6.64	109.64	119.60
1	A	605	U	OP2-P-O3'	6.64	119.80	105.20
1	A	618	C	C6-N1-C2	6.63	122.95	120.30
1	A	786	G	C6-C5-N7	-6.63	126.42	130.40
1	A	795	C	OP2-P-O3'	6.63	119.80	105.20
1	A	1136	U	C2-N1-C1'	6.63	125.66	117.70
1	A	318	G	N1-C2-N2	6.63	122.17	116.20
1	A	1485	U	C2-N1-C1'	6.63	125.66	117.70
1	A	97	G	C2-N3-C4	-6.63	108.58	111.90
1	A	376	G	N1-C6-O6	-6.63	115.92	119.90
1	A	770	C	C4-C5-C6	-6.63	114.08	117.40
1	A	887	G	N9-C4-C5	6.63	108.05	105.40
1	A	960	U	N3-C4-C5	-6.63	110.62	114.60
1	A	1178	G	N3-C4-C5	-6.63	125.28	128.60
1	A	148	G	C4-C5-C6	6.63	122.78	118.80
1	A	413	G	N3-C2-N2	-6.63	115.26	119.90
1	A	34	C	N3-C4-N4	6.63	122.64	118.00
1	A	1365	G	C5-C6-N1	6.63	114.81	111.50
1	A	63	C	C6-N1-C2	6.63	122.95	120.30
1	A	1329	A	OP1-P-O3'	6.63	119.78	105.20
1	A	1501	C	C2-N3-C4	-6.63	116.59	119.90

Continued on next page...

Continued from previous page...

Mol	Chain	Res	Type	Atoms	Z	Observed(°)	Ideal(°)
5	E	123	LEU	CB-CG-CD2	-6.63	99.73	111.00
1	A	284	G	N1-C2-N3	6.62	127.87	123.90
1	A	651	C	N1-C2-N3	-6.62	114.56	119.20
1	A	1395	C	OP2-P-O3'	6.62	119.77	105.20
1	A	1082	G	N3-C4-C5	6.62	131.91	128.60
1	A	805	C	C4-C5-C6	-6.62	114.09	117.40
1	A	1158	C	C6-N1-C1'	-6.62	112.86	120.80
1	A	276	G	N3-C4-N9	6.62	129.97	126.00
1	A	1068	G	O5'-P-OP2	-6.62	99.74	105.70
1	A	1057	G	C8-N9-C4	-6.62	103.75	106.40
1	A	497	A	O5'-P-OP1	-6.62	99.75	105.70
1	A	323	U	C6-N1-C2	-6.61	117.03	121.00
1	A	507	C	C5-C6-N1	-6.61	117.69	121.00
1	A	973	G	N3-C4-N9	-6.61	122.03	126.00
1	A	187	C	N3-C4-N4	6.61	122.63	118.00
1	A	792	A	C2-N3-C4	-6.61	107.30	110.60
1	A	654	G	N3-C2-N2	-6.61	115.28	119.90
1	A	703	G	C5-C6-O6	6.61	132.56	128.60
1	A	224	C	N3-C2-O2	-6.61	117.28	121.90
1	A	968	A	C6-N1-C2	6.61	122.56	118.60
1	A	1316	G	C4-N9-C1'	-6.61	117.91	126.50
1	A	1517	G	O5'-P-OP2	-6.61	99.75	105.70
1	A	190(I)	G	C8-N9-C4	-6.60	103.76	106.40
1	A	244	U	N3-C4-O4	6.60	124.02	119.40
1	A	1343	G	N3-C2-N2	-6.60	115.28	119.90
1	A	649	G	N7-C8-N9	-6.60	109.80	113.10
1	A	935	A	C8-N9-C1'	-6.60	115.81	127.70
1	A	1050	G	C8-N9-C1'	-6.60	118.42	127.00
4	D	202	LEU	CB-CG-CD2	-6.60	99.78	111.00
1	A	70	G	C8-N9-C1'	6.60	135.58	127.00
1	A	284	G	C4-C5-N7	6.60	113.44	110.80
1	A	319	G	C5-N7-C8	-6.60	101.00	104.30
1	A	902	G	O5'-P-OP1	6.60	118.62	110.70
1	A	586	C	O5'-P-OP1	6.60	118.62	110.70
1	A	780	A	OP1-P-OP2	-6.60	109.70	119.60
1	A	1152	A	C5-C6-N1	6.60	121.00	117.70
1	A	1233	G	C5-C6-O6	-6.60	124.64	128.60
1	A	1416	G	C5-C6-N1	6.60	114.80	111.50
1	A	1054	C	C2-N3-C4	6.60	123.20	119.90
1	A	494	G	OP1-P-O3'	6.59	119.71	105.20
1	A	1235	U	N3-C2-O2	-6.59	117.58	122.20
1	A	1485	U	O4'-C1'-N1	6.59	113.48	108.20

Continued on next page...

Continued from previous page...

Mol	Chain	Res	Type	Atoms	Z	Observed(°)	Ideal(°)
1	A	719	C	N3-C4-C5	6.59	124.54	121.90
1	A	576	G	C4-N9-C1'	6.59	135.07	126.50
1	A	755	G	N9-C4-C5	-6.59	102.76	105.40
1	A	837	G	C5-C6-O6	-6.59	124.65	128.60
1	A	483	C	C6-N1-C2	6.59	122.94	120.30
1	A	9	G	N1-C6-O6	6.59	123.85	119.90
1	A	258	G	N7-C8-N9	6.58	116.39	113.10
1	A	312	C	N1-C2-O2	6.58	122.85	118.90
1	A	801	U	C6-N1-C2	6.58	124.95	121.00
1	A	984	C	N1-C2-O2	6.58	122.85	118.90
1	A	135	C	C6-N1-C2	-6.58	117.67	120.30
1	A	488	C	N3-C4-C5	-6.58	119.27	121.90
1	A	856	C	N3-C4-N4	6.58	122.61	118.00
1	A	874	G	C4-C5-N7	-6.58	108.17	110.80
1	A	1435	G	C2-N3-C4	-6.58	108.61	111.90
1	A	1452	C	N1-C2-O2	6.58	122.85	118.90
1	A	1368	G	N3-C4-C5	-6.58	125.31	128.60
1	A	1375	A	N1-C6-N6	6.58	122.55	118.60
1	A	1388	C	N1-C2-N3	6.58	123.80	119.20
1	A	913	A	C8-N9-C4	-6.58	103.17	105.80
1	A	24	U	N3-C2-O2	6.57	126.80	122.20
1	A	81	U	N3-C4-O4	6.57	124.00	119.40
1	A	365	U	C5-C4-O4	-6.57	121.96	125.90
1	A	15	G	OP1-P-OP2	6.57	129.46	119.60
1	A	1064	G	N1-C2-N2	6.57	122.11	116.20
1	A	1186	G	C2-N3-C4	-6.57	108.61	111.90
1	A	512	U	OP2-P-O3'	6.57	119.65	105.20
1	A	1403	C	O5'-P-OP2	6.57	118.58	110.70
19	S	31	ILE	N-CA-C	-6.57	93.26	111.00
1	A	91	C	N3-C4-C5	-6.57	119.27	121.90
1	A	1378	C	C2-N1-C1'	6.57	126.02	118.80
1	A	39	G	C4-C5-C6	-6.56	114.86	118.80
1	A	782	A	C8-N9-C4	-6.56	103.17	105.80
1	A	886	G	C5-C6-N1	-6.56	108.22	111.50
1	A	791	G	C4-N9-C1'	6.56	135.03	126.50
1	A	800	G	OP2-P-O3'	6.56	119.64	105.20
1	A	1091	U	C5-C4-O4	6.56	129.84	125.90
1	A	900	A	OP1-P-OP2	-6.56	109.76	119.60
2	B	16	HIS	N-CA-C	6.56	128.72	111.00
1	A	400	C	C6-N1-C2	6.56	122.92	120.30
1	A	641	U	C2-N1-C1'	6.56	125.57	117.70
1	A	448	A	C5-N7-C8	-6.56	100.62	103.90

Continued on next page...

Continued from previous page...

Mol	Chain	Res	Type	Atoms	Z	Observed(°)	Ideal(°)
1	A	1393	U	O5'-P-OP2	-6.56	99.80	105.70
1	A	499	A	N3-C4-C5	-6.56	122.21	126.80
1	A	706	A	O5'-P-OP1	6.56	118.57	110.70
1	A	646	U	C2-N1-C1'	-6.55	109.83	117.70
1	A	569	C	N3-C2-O2	-6.55	117.31	121.90
1	A	699	C	OP1-P-OP2	6.55	129.43	119.60
1	A	292	G	C4-C5-C6	6.55	122.73	118.80
1	A	801	U	C2-N3-C4	-6.55	123.07	127.00
1	A	827	U	C4-C5-C6	6.55	123.63	119.70
1	A	291	C	C2-N1-C1'	6.55	126.00	118.80
1	A	676	A	N1-C2-N3	6.55	132.57	129.30
1	A	11	G	P-O3'-C3'	-6.55	111.84	119.70
1	A	250	A	C8-N9-C4	6.55	108.42	105.80
1	A	251	G	N1-C6-O6	6.55	123.83	119.90
1	A	819	A	C2-N3-C4	-6.55	107.33	110.60
1	A	1016	A	C5-C6-N1	6.55	120.97	117.70
1	A	14	U	C6-N1-C1'	6.54	130.36	121.20
1	A	47	C	C6-N1-C1'	-6.54	112.95	120.80
1	A	277	C	C5-C6-N1	-6.54	117.73	121.00
1	A	1539	C	N3-C4-C5	-6.54	119.28	121.90
1	A	112	G	C5-C6-O6	-6.54	124.67	128.60
17	Q	92	ARG	NE-CZ-NH1	6.54	123.57	120.30
1	A	267	C	OP1-P-OP2	-6.54	109.79	119.60
1	A	271	C	C6-N1-C2	6.54	122.92	120.30
1	A	316	G	C2-N3-C4	-6.54	108.63	111.90
1	A	1158	C	N3-C2-O2	-6.54	117.32	121.90
1	A	1172	C	N3-C4-C5	-6.54	119.28	121.90
1	A	17	U	C4-C5-C6	6.54	123.62	119.70
1	A	139	G	N1-C2-N3	6.54	127.82	123.90
1	A	182	U	C6-N1-C2	-6.54	117.08	121.00
1	A	624	C	C5-C4-N4	-6.54	115.62	120.20
1	A	654	G	C5-N7-C8	-6.54	101.03	104.30
1	A	742	G	C8-N9-C1'	-6.54	118.50	127.00
1	A	791	G	C6-C5-N7	-6.54	126.48	130.40
1	A	1526	G	C2-N3-C4	-6.54	108.63	111.90
1	A	147	G	C4-C5-N7	-6.54	108.19	110.80
1	A	227	G	C2-N3-C4	-6.54	108.63	111.90
1	A	229	U	N1-C2-N3	6.54	118.82	114.90
1	A	576	G	C8-N9-C4	-6.54	103.78	106.40
1	A	190(F)	G	N9-C4-C5	6.53	108.01	105.40
1	A	410	G	C5-C6-O6	6.53	132.52	128.60
1	A	895	G	C4-C5-N7	6.53	113.41	110.80

Continued on next page...

Continued from previous page...

Mol	Chain	Res	Type	Atoms	Z	Observed(°)	Ideal(°)
1	A	569	C	N1-C2-N3	6.53	123.77	119.20
1	A	1078	U	C5-C4-O4	-6.53	121.98	125.90
1	A	73	C	N3-C2-O2	6.53	126.47	121.90
1	A	309	G	C5-C6-O6	-6.53	124.68	128.60
1	A	804	U	OP2-P-O3'	6.53	119.57	105.20
1	A	109	A	O5'-P-OP1	-6.53	99.83	105.70
1	A	260	G	C2-N3-C4	-6.53	108.64	111.90
1	A	485	G	N3-C4-N9	6.53	129.92	126.00
1	A	837	G	N9-C4-C5	-6.53	102.79	105.40
1	A	9	G	C5-C6-O6	-6.53	124.69	128.60
1	A	103	C	N1-C2-O2	6.53	122.81	118.90
1	A	133	U	C2-N3-C4	6.53	130.92	127.00
1	A	950	U	C5-C4-O4	6.53	129.81	125.90
1	A	1211	U	N3-C4-O4	6.53	123.97	119.40
1	A	144	G	N1-C2-N3	6.52	127.81	123.90
1	A	1252	A	C5-C6-N6	6.52	128.92	123.70
1	A	1345	U	O5'-P-OP1	-6.52	99.83	105.70
1	A	22	G	N3-C4-N9	6.52	129.91	126.00
1	A	115	G	N7-C8-N9	-6.52	109.84	113.10
1	A	1441	G	C5-C6-O6	6.52	132.51	128.60
1	A	337	C	C2-N3-C4	-6.52	116.64	119.90
1	A	1477	C	C2-N3-C4	6.52	123.16	119.90
1	A	1463	C	C5-C6-N1	-6.52	117.74	121.00
1	A	105	G	C4-C5-N7	6.51	113.41	110.80
1	A	122	G	N7-C8-N9	-6.51	109.84	113.10
1	A	370	C	N1-C2-N3	-6.51	114.64	119.20
1	A	557	G	C5-C6-N1	6.51	114.76	111.50
1	A	664	G	N1-C2-N2	-6.51	110.34	116.20
1	A	839	U	C4-C5-C6	6.51	123.61	119.70
1	A	219	C	OP1-P-OP2	6.51	129.37	119.60
1	A	1506	U	C6-N1-C2	6.51	124.91	121.00
1	A	431	A	OP2-P-O3'	6.51	119.52	105.20
1	A	735	C	N3-C4-C5	6.51	124.50	121.90
1	A	791	G	OP2-P-O3'	6.51	119.52	105.20
1	A	1279	A	OP1-P-O3'	6.51	119.52	105.20
1	A	230	G	C2-N3-C4	-6.51	108.65	111.90
1	A	670	G	C5-C6-O6	-6.51	124.70	128.60
1	A	1248	A	C5-C6-N6	-6.51	118.50	123.70
1	A	650	G	C5-N7-C8	6.50	107.55	104.30
1	A	805	C	N3-C4-N4	6.50	122.55	118.00
1	A	915	A	N1-C6-N6	-6.50	114.70	118.60
1	A	177	C	C4-C5-C6	6.50	120.65	117.40

Continued on next page...

Continued from previous page...

Mol	Chain	Res	Type	Atoms	Z	Observed(°)	Ideal(°)
1	A	248	C	N3-C4-C5	6.50	124.50	121.90
1	A	1409	C	C6-N1-C2	6.50	122.90	120.30
1	A	1436	U	OP2-P-O3'	6.50	119.51	105.20
1	A	332	G	N1-C2-N2	6.50	122.05	116.20
1	A	351	G	O5'-P-OP2	-6.50	99.85	105.70
1	A	597	G	N9-C4-C5	-6.50	102.80	105.40
1	A	821	G	C5-C6-N1	-6.50	108.25	111.50
1	A	841	U	C2-N1-C1'	6.50	125.50	117.70
1	A	1190	G	N9-C4-C5	6.50	108.00	105.40
1	A	47	C	C2-N3-C4	-6.50	116.65	119.90
1	A	317	G	C5-C6-O6	-6.50	124.70	128.60
1	A	1237	C	N3-C2-O2	-6.50	117.35	121.90
1	A	1311	G	N3-C2-N2	-6.50	115.35	119.90
1	A	1435	G	OP2-P-O3'	6.50	119.50	105.20
1	A	274	A	OP1-P-OP2	6.50	129.35	119.60
1	A	635	G	C8-N9-C1'	-6.50	118.56	127.00
1	A	703	G	C4-N9-C1'	6.50	134.94	126.50
1	A	1397	C	C5-C4-N4	-6.50	115.65	120.20
1	A	450	G	C5-C6-O6	-6.50	124.70	128.60
1	A	46	G	C2-N3-C4	6.49	115.15	111.90
1	A	1212	U	N1-C2-O2	6.49	127.34	122.80
1	A	1215	G	C6-C5-N7	-6.49	126.50	130.40
1	A	853	G	N3-C4-C5	-6.49	125.35	128.60
1	A	947	G	N1-C2-N2	-6.49	110.36	116.20
1	A	1269	A	C4-C5-N7	-6.49	107.45	110.70
1	A	1515	C	N1-C2-O2	-6.49	115.01	118.90
1	A	332	G	C5-N7-C8	-6.49	101.06	104.30
1	A	692	U	C6-N1-C2	6.49	124.89	121.00
1	A	743	U	C5-C6-N1	-6.49	119.46	122.70
1	A	1269	A	N7-C8-N9	-6.48	110.56	113.80
1	A	247	G	O5'-P-OP1	6.48	118.48	110.70
1	A	272	C	N3-C4-N4	6.48	122.54	118.00
1	A	450	G	N1-C2-N2	6.48	122.03	116.20
1	A	982	U	N3-C2-O2	-6.48	117.66	122.20
1	A	1203	C	C2-N1-C1'	-6.48	111.67	118.80
1	A	367	U	OP2-P-O3'	6.48	119.45	105.20
1	A	933	G	N1-C6-O6	6.48	123.79	119.90
1	A	994	A	C5-N7-C8	-6.48	100.66	103.90
1	A	1366	C	N1-C2-N3	6.48	123.74	119.20
1	A	653	A	N3-C4-C5	-6.48	122.27	126.80
1	A	35	G	N3-C2-N2	-6.48	115.37	119.90
1	A	350	G	C8-N9-C4	-6.48	103.81	106.40

Continued on next page...

Continued from previous page...

Mol	Chain	Res	Type	Atoms	Z	Observed(°)	Ideal(°)
1	A	368	U	C2-N3-C4	-6.48	123.11	127.00
1	A	115	G	C5-C6-O6	-6.48	124.71	128.60
1	A	662	G	C4-N9-C1'	6.48	134.92	126.50
1	A	1460	A	C5-C6-N6	-6.48	118.52	123.70
1	A	68	G	C5-C6-N1	-6.47	108.26	111.50
1	A	1429	C	N1-C2-O2	-6.47	115.02	118.90
1	A	125	U	C6-N1-C2	-6.47	117.12	121.00
1	A	190(A)	C	O5'-P-OP2	6.47	118.47	110.70
1	A	494	G	C4-N9-C1'	6.47	134.91	126.50
1	A	576	G	C6-N1-C2	-6.47	121.22	125.10
1	A	251	G	N1-C2-N3	6.47	127.78	123.90
1	A	871	U	O5'-P-OP1	-6.47	99.88	105.70
1	A	836	G	C5-C6-N1	-6.47	108.27	111.50
1	A	885	G	C4-C5-C6	6.47	122.68	118.80
1	A	564	C	C6-N1-C2	-6.47	117.71	120.30
1	A	878	G	C2-N3-C4	-6.46	108.67	111.90
1	A	1515	C	O5'-P-OP2	-6.46	99.88	105.70
1	A	1529	G	C8-N9-C4	-6.46	103.81	106.40
1	A	494	G	N3-C4-C5	-6.46	125.37	128.60
1	A	300	A	C4-C5-N7	-6.46	107.47	110.70
1	A	307	C	N3-C4-N4	6.46	122.52	118.00
1	A	1045	C	C6-N1-C2	6.46	122.89	120.30
1	A	1083	U	N3-C4-O4	-6.46	114.88	119.40
1	A	1505	G	P-O3'-C3'	6.46	127.45	119.70
1	A	679	C	OP2-P-O3'	6.46	119.41	105.20
1	A	879	C	O5'-P-OP1	6.46	118.45	110.70
1	A	647	C	C6-N1-C2	-6.46	117.72	120.30
1	A	763	G	N9-C4-C5	-6.46	102.82	105.40
1	A	1093	A	C4-C5-C6	-6.46	113.77	117.00
1	A	1103	C	C2-N3-C4	-6.46	116.67	119.90
1	A	515	G	C4-C5-C6	6.46	122.67	118.80
1	A	902	G	C5-C6-O6	-6.46	124.73	128.60
1	A	1502	A	N9-C1'-C2'	6.46	122.39	114.00
1	A	93	G	C5-C6-O6	-6.46	124.73	128.60
1	A	404	U	OP1-P-OP2	-6.46	109.92	119.60
1	A	1455	G	C6-C5-N7	-6.46	126.53	130.40
1	A	248	C	N1-C2-O2	-6.45	115.03	118.90
1	A	541	G	C5-C6-N1	-6.45	108.27	111.50
1	A	771	G	N3-C4-C5	6.45	131.83	128.60
1	A	190(E)	U	N3-C4-O4	6.45	123.92	119.40
1	A	604	G	N3-C4-N9	-6.45	122.13	126.00
1	A	988	G	C8-N9-C4	-6.45	103.82	106.40

Continued on next page...

Continued from previous page...

Mol	Chain	Res	Type	Atoms	Z	Observed(°)	Ideal(°)
1	A	1067	A	C4-C5-C6	6.45	120.23	117.00
1	A	528	C	OP1-P-OP2	6.45	129.28	119.60
1	A	108	G	O4'-C1'-N9	6.45	113.36	108.20
1	A	181	G	N3-C4-C5	-6.45	125.38	128.60
1	A	1508	G	OP2-P-O3'	6.45	119.39	105.20
1	A	804	U	N1-C2-N3	6.45	118.77	114.90
1	A	1373	G	C8-N9-C1'	-6.45	118.62	127.00
1	A	782	A	N1-C2-N3	6.44	132.52	129.30
1	A	406	G	C5-C6-O6	-6.44	124.73	128.60
1	A	414	A	C4-C5-C6	6.44	120.22	117.00
1	A	1124	G	N3-C4-N9	6.44	129.87	126.00
1	A	1244	C	C6-N1-C2	6.44	122.88	120.30
1	A	149	A	N1-C6-N6	-6.44	114.74	118.60
1	A	904	C	C6-N1-C2	6.44	122.88	120.30
1	A	54	C	N1-C2-N3	-6.44	114.69	119.20
1	A	507	C	C4-C5-C6	6.44	120.62	117.40
1	A	275	G	C6-N1-C2	6.44	128.96	125.10
1	A	1222	G	C4-C5-C6	6.44	122.66	118.80
1	A	462	G	O5'-P-OP1	6.43	118.42	110.70
1	A	1285	A	O4'-C1'-N9	-6.43	103.05	108.20
1	A	129	U	C2-N1-C1'	-6.43	109.98	117.70
1	A	499	A	P-O3'-C3'	6.43	127.42	119.70
1	A	1050	G	C4-N9-C1'	6.43	134.86	126.50
1	A	1494	G	C4-C5-N7	-6.43	108.23	110.80
1	A	907	A	C4-C5-N7	-6.43	107.48	110.70
1	A	944	G	C8-N9-C1'	-6.43	118.64	127.00
1	A	1024	G	C5-C6-N1	6.43	114.72	111.50
1	A	1139	G	C4-C5-C6	6.43	122.66	118.80
1	A	1233	G	N1-C6-O6	6.43	123.76	119.90
1	A	1511	G	N1-C2-N3	6.43	127.76	123.90
1	A	1182	G	N3-C4-N9	6.43	129.86	126.00
1	A	1366	C	C6-N1-C2	-6.43	117.73	120.30
1	A	108	G	OP1-P-O3'	6.42	119.33	105.20
1	A	573	A	OP1-P-O3'	6.42	119.33	105.20
1	A	1438	G	C8-N9-C4	6.42	108.97	106.40
1	A	1235	U	C6-N1-C2	-6.42	117.15	121.00
1	A	755	G	C8-N9-C1'	-6.42	118.65	127.00
1	A	1080	A	N7-C8-N9	-6.42	110.59	113.80
1	A	1485	U	OP2-P-O3'	6.42	119.33	105.20
1	A	147	G	C8-N9-C4	-6.42	103.83	106.40
1	A	150	C	O4'-C1'-N1	-6.42	103.07	108.20
1	A	297	G	N1-C2-N3	6.42	127.75	123.90

Continued on next page...

Continued from previous page...

Mol	Chain	Res	Type	Atoms	Z	Observed(°)	Ideal(°)
1	A	305	G	C5-C6-N1	-6.42	108.29	111.50
1	A	961	U	N3-C4-O4	6.42	123.89	119.40
1	A	965	A	C4-N9-C1'	-6.42	114.75	126.30
1	A	193	C	C5-C4-N4	6.41	124.69	120.20
1	A	742	G	C5-C6-O6	6.41	132.45	128.60
1	A	1497	G	N7-C8-N9	6.41	116.31	113.10
1	A	849	C	C5-C6-N1	6.41	124.21	121.00
1	A	721	G	C5-C6-N1	-6.41	108.29	111.50
1	A	840	C	C4-C5-C6	-6.41	114.19	117.40
1	A	1251	A	OP2-P-O3'	6.41	119.30	105.20
1	A	255	G	N7-C8-N9	-6.41	109.90	113.10
1	A	625	G	C5-C6-O6	-6.41	124.76	128.60
15	O	57	LEU	CB-CG-CD2	-6.41	100.11	111.00
1	A	190(I)	G	N7-C8-N9	6.40	116.30	113.10
1	A	436	C	C6-N1-C2	6.40	122.86	120.30
1	A	190(H)	G	C5-C6-N1	-6.40	108.30	111.50
1	A	364	A	O5'-P-OP2	6.40	118.38	110.70
1	A	504	C	C5-C6-N1	6.40	124.20	121.00
1	A	657	G	C5-C6-N1	-6.40	108.30	111.50
1	A	1108	G	N3-C4-N9	6.40	129.84	126.00
1	A	1110	A	OP1-P-OP2	-6.40	110.00	119.60
1	A	23	C	N3-C4-C5	6.40	124.46	121.90
1	A	27	G	N9-C4-C5	-6.40	102.84	105.40
1	A	413	G	O4'-C1'-N9	6.40	113.32	108.20
1	A	1384	C	N3-C4-N4	-6.40	113.52	118.00
12	L	101	VAL	CB-CA-C	-6.40	99.24	111.40
1	A	69	G	N3-C2-N2	-6.40	115.42	119.90
1	A	483	C	C2-N1-C1'	-6.40	111.76	118.80
1	A	14	U	N3-C4-O4	-6.40	114.92	119.40
1	A	265	G	C6-C5-N7	-6.40	126.56	130.40
1	A	458	C	C5-C4-N4	-6.40	115.72	120.20
1	A	1124	G	C8-N9-C4	-6.40	103.84	106.40
1	A	654	G	N7-C8-N9	6.39	116.30	113.10
1	A	1102	A	C8-N9-C4	-6.39	103.24	105.80
1	A	1511	G	C8-N9-C1'	-6.39	118.69	127.00
1	A	193	C	C5-C6-N1	-6.39	117.81	121.00
1	A	326	G	C6-N1-C2	6.39	128.93	125.10
1	A	946	A	C8-N9-C4	6.39	108.36	105.80
1	A	1028	C	C2-N3-C4	6.39	123.09	119.90
1	A	1033	G	C8-N9-C4	-6.39	103.84	106.40
12	L	24	VAL	N-CA-CB	-6.39	97.44	111.50
1	A	425	G	C2-N3-C4	-6.39	108.71	111.90

Continued on next page...

Continued from previous page...

Mol	Chain	Res	Type	Atoms	Z	Observed(°)	Ideal(°)
1	A	686	U	N1-C2-N3	6.39	118.73	114.90
1	A	562	C	C6-N1-C1'	-6.39	113.14	120.80
1	A	1071	C	N3-C4-C5	6.39	124.45	121.90
1	A	1258	G	N3-C4-C5	-6.39	125.41	128.60
1	A	323	U	N3-C4-C5	-6.38	110.77	114.60
1	A	325	A	C2-N3-C4	-6.38	107.41	110.60
1	A	759	A	N1-C6-N6	-6.38	114.77	118.60
1	A	893	C	C5-C6-N1	6.38	124.19	121.00
1	A	391	G	N7-C8-N9	-6.38	109.91	113.10
1	A	484	G	C6-C5-N7	-6.38	126.57	130.40
1	A	109	A	N7-C8-N9	6.38	116.99	113.80
1	A	113	G	C4-C5-N7	6.38	113.35	110.80
1	A	635	G	N1-C2-N3	6.38	127.73	123.90
1	A	524	G	N3-C4-C5	-6.38	125.41	128.60
1	A	780	A	C8-N9-C4	-6.38	103.25	105.80
1	A	1329	A	C4-C5-C6	6.38	120.19	117.00
1	A	307	C	OP2-P-O3'	6.38	119.23	105.20
1	A	821	G	N1-C2-N2	-6.38	110.46	116.20
1	A	1396	A	C2-N3-C4	-6.38	107.41	110.60
1	A	840	C	N3-C4-N4	6.37	122.46	118.00
1	A	1068	G	C6-C5-N7	-6.37	126.58	130.40
1	A	718	G	C5-C6-O6	-6.37	124.78	128.60
1	A	1084	G	C4-C5-N7	-6.37	108.25	110.80
1	A	1167	A	C5-C6-N1	-6.37	114.52	117.70
1	A	289	G	N9-C4-C5	6.37	107.95	105.40
1	A	886	G	C4-C5-C6	6.37	122.62	118.80
1	A	190(J)	U	N3-C4-O4	6.37	123.86	119.40
1	A	252	U	N1-C2-N3	6.37	118.72	114.90
1	A	325	A	N3-C4-C5	6.37	131.25	126.80
1	A	735	C	C6-N1-C2	6.37	122.85	120.30
1	A	1473	A	OP2-P-O3'	6.37	119.21	105.20
2	B	102	LEU	CA-CB-CG	-6.37	100.66	115.30
2	B	154	LEU	CA-CB-CG	-6.37	100.66	115.30
1	A	8	A	C8-N9-C4	-6.36	103.25	105.80
1	A	83	U	OP1-P-OP2	-6.36	110.05	119.60
1	A	405	U	N3-C4-O4	6.36	123.85	119.40
1	A	1494	G	N3-C4-C5	-6.36	125.42	128.60
1	A	293	G	C6-C5-N7	-6.36	126.58	130.40
1	A	916	G	C6-N1-C2	-6.36	121.28	125.10
1	A	451	A	N1-C2-N3	6.36	132.48	129.30
1	A	452	A	C5-N7-C8	-6.36	100.72	103.90
1	A	504	C	N3-C4-C5	-6.36	119.36	121.90

Continued on next page...

Continued from previous page...

Mol	Chain	Res	Type	Atoms	Z	Observed(°)	Ideal(°)
1	A	534	U	C5-C4-O4	6.36	129.72	125.90
1	A	1483	A	C4-C5-C6	-6.36	113.82	117.00
1	A	1505	G	C5-C6-N1	-6.36	108.32	111.50
1	A	161	A	C5-C6-N6	6.36	128.79	123.70
1	A	1057	G	C4-C5-C6	-6.36	114.98	118.80
1	A	39	G	C2-N3-C4	6.36	115.08	111.90
1	A	46	G	C8-N9-C1'	6.36	135.26	127.00
1	A	576	G	C4-C5-C6	6.36	122.61	118.80
1	A	582	U	N1-C2-N3	6.36	118.72	114.90
1	A	937	A	C6-N1-C2	-6.36	114.78	118.60
1	A	981	U	C6-N1-C2	-6.36	117.19	121.00
1	A	113	G	C8-N9-C4	6.36	108.94	106.40
1	A	863	U	N3-C2-O2	-6.36	117.75	122.20
1	A	887	G	C6-N1-C2	-6.36	121.29	125.10
1	A	1217	C	C5-C4-N4	6.36	124.65	120.20
1	A	14	U	C5-C6-N1	-6.35	119.52	122.70
1	A	190(A)	C	N3-C4-N4	6.35	122.45	118.00
1	A	952	U	O5'-P-OP2	6.35	118.32	110.70
1	A	1052	U	C6-N1-C2	6.35	124.81	121.00
1	A	1497	G	C6-C5-N7	-6.35	126.59	130.40
1	A	691	G	N3-C4-C5	-6.35	125.42	128.60
1	A	952	U	N3-C2-O2	6.35	126.65	122.20
1	A	48	C	C2-N3-C4	6.35	123.08	119.90
1	A	243	A	C5-C6-N6	-6.35	118.62	123.70
1	A	673	G	C5-N7-C8	-6.35	101.12	104.30
1	A	867	G	N3-C2-N2	-6.35	115.46	119.90
1	A	930	C	OP1-P-OP2	6.35	129.12	119.60
1	A	410	G	C5-N7-C8	6.35	107.47	104.30
1	A	428	G	P-O3'-C3'	6.35	127.32	119.70
1	A	1193	G	N7-C8-N9	6.35	116.27	113.10
1	A	731	G	N7-C8-N9	6.35	116.27	113.10
1	A	775	G	N3-C4-C5	-6.35	125.43	128.60
1	A	878	G	O5'-P-OP1	-6.35	99.99	105.70
1	A	1491	G	N1-C2-N3	-6.35	120.09	123.90
1	A	222	U	C5-C6-N1	-6.34	119.53	122.70
1	A	926	G	OP1-P-OP2	6.34	129.12	119.60
1	A	1305	G	N7-C8-N9	6.34	116.27	113.10
1	A	792	A	N9-C4-C5	6.34	108.34	105.80
1	A	1421	G	O5'-P-OP1	6.34	118.31	110.70
1	A	354	G	O5'-P-OP1	-6.34	99.99	105.70
1	A	524	G	N1-C2-N3	-6.34	120.09	123.90
1	A	1042	G	C8-N9-C4	6.34	108.94	106.40

Continued on next page...

Continued from previous page...

Mol	Chain	Res	Type	Atoms	Z	Observed(°)	Ideal(°)
1	A	956	U	C4-C5-C6	6.34	123.50	119.70
1	A	1322	C	C2-N3-C4	6.34	123.07	119.90
1	A	1432	G	C5-C6-N1	-6.34	108.33	111.50
1	A	414	A	OP1-P-OP2	-6.34	110.09	119.60
1	A	949	A	N3-C4-C5	6.34	131.24	126.80
1	A	199	G	C5-C6-O6	-6.33	124.80	128.60
1	A	219	C	N3-C4-N4	-6.33	113.56	118.00
1	A	286	G	N3-C4-C5	6.33	131.77	128.60
1	A	584	G	N7-C8-N9	-6.33	109.93	113.10
1	A	588	G	C4-C5-C6	6.33	122.60	118.80
1	A	57	G	N1-C6-O6	6.33	123.70	119.90
1	A	1425	U	C4-C5-C6	6.33	123.50	119.70
1	A	612	C	C2-N3-C4	-6.33	116.73	119.90
1	A	254	G	C6-C5-N7	-6.33	126.60	130.40
1	A	816	A	C5-C6-N6	6.33	128.76	123.70
1	A	681	C	C5-C4-N4	-6.33	115.77	120.20
1	A	737	A	C5-C6-N1	-6.33	114.54	117.70
1	A	518	C	O5'-P-OP1	-6.33	100.01	105.70
1	A	852	G	N3-C2-N2	-6.32	115.47	119.90
1	A	1294	G	O5'-P-OP1	6.32	118.29	110.70
1	A	1300	G	N3-C4-C5	6.32	131.76	128.60
12	L	39	VAL	CB-CA-C	-6.32	99.39	111.40
1	A	1120	G	OP2-P-O3'	6.32	119.11	105.20
1	A	35	G	N7-C8-N9	-6.32	109.94	113.10
1	A	1057	G	N3-C4-C5	6.32	131.76	128.60
1	A	1286	A	C6-C5-N7	-6.32	127.88	132.30
1	A	338	A	C2-N3-C4	-6.32	107.44	110.60
1	A	167	G	C4-C5-C6	6.32	122.59	118.80
1	A	521	G	C4-C5-C6	-6.32	115.01	118.80
1	A	650	G	N7-C8-N9	-6.32	109.94	113.10
1	A	1442	G	C4-N9-C1'	6.32	134.71	126.50
1	A	1484	C	N1-C2-O2	-6.32	115.11	118.90
1	A	181	G	C6-C5-N7	-6.32	126.61	130.40
1	A	328	C	C6-N1-C2	-6.32	117.77	120.30
1	A	1493	A	C2-N3-C4	6.32	113.76	110.60
1	A	1243	C	N3-C4-C5	-6.31	119.37	121.90
1	A	821	G	C4-N9-C1'	6.31	134.71	126.50
1	A	891	U	C6-N1-C2	6.31	124.79	121.00
1	A	918	A	O5'-P-OP2	6.31	118.28	110.70
1	A	1125	U	P-O5'-C5'	6.31	131.00	120.90
1	A	1127	G	C5-C6-O6	-6.31	124.81	128.60
1	A	1392	G	C4-N9-C1'	6.31	134.71	126.50

Continued on next page...

Continued from previous page...

Mol	Chain	Res	Type	Atoms	Z	Observed(°)	Ideal(°)
1	A	177	C	O5'-P-OP1	-6.31	100.02	105.70
1	A	277	C	C2-N1-C1'	-6.31	111.86	118.80
1	A	824	C	C4-C5-C6	6.31	120.56	117.40
1	A	1464	G	N1-C2-N3	6.31	127.68	123.90
1	A	815	A	N1-C2-N3	6.31	132.45	129.30
1	A	889	A	C5-C6-N6	6.31	128.75	123.70
17	Q	95	TYR	CB-CG-CD1	-6.31	117.22	121.00
1	A	7	G	C8-N9-C1'	6.30	135.20	127.00
1	A	77	G	C5-C6-O6	-6.30	124.82	128.60
1	A	408	A	OP2-P-O3'	6.30	119.07	105.20
1	A	1499	A	C8-N9-C4	6.30	108.32	105.80
20	T	83	ARG	NE-CZ-NH1	-6.30	117.15	120.30
1	A	232	G	C6-C5-N7	-6.30	126.62	130.40
1	A	255	G	N1-C6-O6	6.30	123.68	119.90
1	A	1259	C	C6-N1-C2	6.30	122.82	120.30
1	A	1520	G	C8-N9-C4	6.30	108.92	106.40
1	A	480	U	N3-C4-O4	6.30	123.81	119.40
1	A	1228	C	C4-C5-C6	-6.30	114.25	117.40
1	A	388	G	C6-C5-N7	-6.30	126.62	130.40
1	A	500	G	N3-C4-N9	-6.30	122.22	126.00
1	A	670	G	N3-C4-N9	6.30	129.78	126.00
1	A	721	G	N1-C2-N2	-6.30	110.53	116.20
1	A	4	U	O5'-P-OP1	-6.30	100.03	105.70
1	A	19	C	OP1-P-OP2	6.30	129.04	119.60
1	A	288	A	C5-C6-N1	-6.30	114.55	117.70
1	A	356	A	C5-C6-N6	6.30	128.74	123.70
1	A	1301	U	N1-C2-N3	6.30	118.68	114.90
1	A	258	G	N1-C6-O6	6.29	123.68	119.90
1	A	728	A	C5-C6-N6	6.29	128.74	123.70
1	A	1159	U	C5-C4-O4	6.29	129.68	125.90
1	A	25	C	N1-C2-O2	-6.29	115.12	118.90
1	A	161	A	C8-N9-C4	-6.29	103.28	105.80
1	A	902	G	N7-C8-N9	-6.29	109.95	113.10
1	A	582	U	N3-C2-O2	-6.29	117.80	122.20
1	A	823	G	C6-C5-N7	-6.29	126.63	130.40
1	A	949	A	C2-N3-C4	-6.29	107.45	110.60
11	K	120	ARG	NE-CZ-NH1	6.29	123.44	120.30
1	A	275	G	C4-C5-N7	6.29	113.31	110.80
1	A	703	G	N1-C2-N2	-6.29	110.54	116.20
1	A	1127	G	O5'-P-OP2	-6.29	100.04	105.70
1	A	1276	G	C6-C5-N7	-6.29	126.63	130.40
1	A	1280	A	N1-C2-N3	6.29	132.44	129.30

Continued on next page...

Continued from previous page...

Mol	Chain	Res	Type	Atoms	Z	Observed(°)	Ideal(°)
1	A	308	C	N1-C2-N3	-6.28	114.80	119.20
1	A	569	C	C4-C5-C6	6.28	120.54	117.40
1	A	721	G	N3-C2-N2	6.28	124.30	119.90
1	A	148	G	C5-C6-N1	-6.28	108.36	111.50
1	A	438	G	C5-C6-N1	-6.28	108.36	111.50
1	A	1128	C	N1-C2-O2	6.28	122.67	118.90
1	A	561	U	C6-N1-C2	-6.28	117.23	121.00
1	A	423	G	N9-C4-C5	-6.28	102.89	105.40
1	A	622	A	N3-C4-C5	6.28	131.19	126.80
1	A	1080	A	C6-N1-C2	-6.28	114.83	118.60
1	A	244	U	N3-C4-C5	-6.27	110.84	114.60
1	A	945	G	N3-C4-C5	-6.27	125.46	128.60
1	A	367	U	C5-C6-N1	-6.27	119.56	122.70
1	A	568	G	N9-C4-C5	6.27	107.91	105.40
1	A	1406	U	N3-C4-C5	-6.27	110.84	114.60
1	A	1521	G	N3-C4-N9	6.27	129.76	126.00
1	A	549	C	C6-N1-C2	6.27	122.81	120.30
1	A	1322	C	C6-N1-C2	6.27	122.81	120.30
1	A	522	C	N1-C2-N3	-6.27	114.81	119.20
1	A	1212	U	C4-C5-C6	-6.27	115.94	119.70
1	A	397	A	OP1-P-O3'	6.27	118.99	105.20
1	A	649	G	C5-C6-N1	6.27	114.63	111.50
1	A	1086	U	C2-N1-C1'	6.27	125.22	117.70
1	A	940	C	N3-C2-O2	6.27	126.29	121.90
1	A	1269	A	C5-N7-C8	6.27	107.03	103.90
1	A	176	C	C5-C6-N1	6.26	124.13	121.00
1	A	233	C	OP2-P-O3'	6.26	118.98	105.20
1	A	788	U	N3-C2-O2	6.26	126.58	122.20
1	A	1163	C	C2-N3-C4	6.26	123.03	119.90
1	A	706	A	N9-C4-C5	-6.26	103.30	105.80
1	A	43	C	N3-C4-N4	-6.26	113.62	118.00
1	A	321	A	C5-C6-N6	-6.26	118.69	123.70
1	A	584	G	C4-C5-N7	-6.26	108.30	110.80
1	A	774	G	C4-C5-C6	6.26	122.56	118.80
1	A	1379	G	N3-C4-C5	6.26	131.73	128.60
1	A	399	G	C5-C6-N1	6.26	114.63	111.50
1	A	1387	G	C5-C6-O6	-6.26	124.84	128.60
1	A	507	C	O5'-P-OP2	6.26	118.21	110.70
1	A	1379	G	N1-C6-O6	6.26	123.66	119.90
1	A	951	G	N1-C6-O6	6.26	123.65	119.90
1	A	1385	G	N1-C2-N3	6.26	127.65	123.90
1	A	99	C	C5-C4-N4	-6.25	115.82	120.20

Continued on next page...

Continued from previous page...

Mol	Chain	Res	Type	Atoms	Z	Observed(°)	Ideal(°)
1	A	326	G	N1-C2-N3	-6.25	120.15	123.90
1	A	407	G	N3-C2-N2	-6.25	115.52	119.90
1	A	440	A	N1-C2-N3	6.25	132.43	129.30
1	A	899	C	C6-N1-C2	6.25	122.80	120.30
1	A	1108	G	C4-C5-C6	6.25	122.55	118.80
1	A	1331	G	N3-C2-N2	-6.25	115.52	119.90
1	A	501	C	OP2-P-O3'	6.25	118.95	105.20
1	A	1140	C	N1-C2-O2	6.25	122.65	118.90
1	A	1460	A	N1-C6-N6	6.25	122.35	118.60
1	A	395	C	N3-C4-N4	6.25	122.38	118.00
1	A	373	A	C4-C5-N7	-6.25	107.58	110.70
1	A	578	C	N3-C4-C5	6.25	124.40	121.90
1	A	624	C	N1-C2-O2	-6.25	115.15	118.90
1	A	652	U	N3-C2-O2	6.25	126.57	122.20
1	A	890	G	C5-C6-O6	6.25	132.35	128.60
1	A	894	G	C5-N7-C8	-6.25	101.18	104.30
1	A	930	C	N3-C4-N4	-6.25	113.63	118.00
1	A	105	G	C5-C6-O6	-6.25	124.85	128.60
1	A	1333	A	C5-C6-N1	6.25	120.82	117.70
1	A	1361(A)	C	N3-C2-O2	-6.25	117.53	121.90
1	A	1466	C	OP1-P-O3'	-6.25	91.46	105.20
1	A	869	G	C2-N3-C4	6.25	115.02	111.90
1	A	1195	C	C2'-C3'-O3'	6.24	123.69	113.70
1	A	1423	G	OP1-P-OP2	6.24	128.96	119.60
1	A	1498	UR3	OP2-P-O3'	6.24	118.94	105.20
1	A	386	C	N1-C2-O2	-6.24	115.16	118.90
1	A	639	G	N3-C4-C5	6.24	131.72	128.60
1	A	1199	U	N3-C4-C5	-6.24	110.86	114.60
1	A	1501	C	C5-C6-N1	-6.24	117.88	121.00
1	A	437	U	N3-C2-O2	-6.24	117.83	122.20
1	A	546	G	N7-C8-N9	6.24	116.22	113.10
1	A	661	G	O5'-P-OP1	-6.24	100.09	105.70
1	A	726	C	OP1-P-O3'	6.24	118.92	105.20
1	A	766	A	C4-N9-C1'	-6.24	115.07	126.30
19	S	79	THR	N-CA-C	6.24	127.84	111.00
1	A	1439	C	N3-C4-C5	6.24	124.39	121.90
1	A	1459	C	C2-N3-C4	-6.24	116.78	119.90
1	A	149	A	C4-C5-N7	-6.23	107.58	110.70
1	A	609	A	C2-N3-C4	-6.23	107.48	110.60
1	A	435	C	C5-C6-N1	6.23	124.12	121.00
1	A	570	G	N3-C4-C5	-6.23	125.48	128.60
1	A	888	G	C4-C5-C6	6.23	122.54	118.80

Continued on next page...

Continued from previous page...

Mol	Chain	Res	Type	Atoms	Z	Observed(°)	Ideal(°)
1	A	1075	C	C5-C4-N4	6.23	124.56	120.20
1	A	1224	G	N9-C1'-C2'	6.23	122.10	114.00
1	A	1265	G	N3-C2-N2	-6.23	115.54	119.90
1	A	360	A	N1-C2-N3	6.23	132.41	129.30
1	A	766	A	O4'-C1'-N9	6.23	113.19	108.20
1	A	1397	C	C6-N1-C1'	-6.23	113.32	120.80
1	A	1182	G	N1-C6-O6	-6.23	116.16	119.90
1	A	364	A	C5-C6-N1	-6.23	114.59	117.70
1	A	1508	G	O5'-P-OP2	-6.23	100.09	105.70
1	A	44	G	C2-N3-C4	-6.23	108.79	111.90
1	A	947	G	C2-N3-C4	-6.23	108.79	111.90
1	A	51	A	C6-C5-N7	-6.22	127.94	132.30
1	A	175	C	N3-C2-O2	6.22	126.26	121.90
1	A	324	G	C5-C6-O6	6.22	132.34	128.60
1	A	540	G	N1-C2-N2	-6.22	110.60	116.20
1	A	881	G	C8-N9-C4	6.22	108.89	106.40
1	A	938	A	C6-N1-C2	-6.22	114.86	118.60
1	A	1280	A	C5-N7-C8	6.22	107.01	103.90
1	A	193	C	N3-C2-O2	-6.22	117.54	121.90
1	A	413	G	C4-N9-C1'	-6.22	118.41	126.50
1	A	898	G	C4-C5-N7	6.22	113.29	110.80
1	A	1421	G	N1-C2-N3	-6.22	120.17	123.90
1	A	243	A	O4'-C1'-N9	-6.22	103.22	108.20
1	A	281	G	C5-C6-O6	-6.22	124.87	128.60
1	A	729	A	OP1-P-O3'	6.22	118.88	105.20
1	A	1385	G	C2-N3-C4	-6.22	108.79	111.90
1	A	635	G	C4-N9-C1'	6.22	134.58	126.50
1	A	142	G	C8-N9-C4	6.22	108.89	106.40
1	A	243	A	N1-C2-N3	6.22	132.41	129.30
1	A	1092	A	C5-N7-C8	-6.22	100.79	103.90
20	T	74	LYS	CA-C-N	-6.22	103.52	117.20
1	A	311	C	OP1-P-OP2	6.21	128.92	119.60
1	A	396	G	C5-C6-N1	-6.21	108.39	111.50
1	A	487	A	C5-C6-N1	6.21	120.81	117.70
1	A	810	C	OP1-P-O3'	6.21	118.87	105.20
1	A	586	C	N3-C2-O2	6.21	126.25	121.90
1	A	292	G	C5-C6-N1	-6.21	108.39	111.50
1	A	1037	C	C5-C4-N4	-6.21	115.85	120.20
1	A	1394	A	O4'-C1'-N9	-6.21	103.23	108.20
1	A	182	U	N3-C4-O4	6.21	123.75	119.40
1	A	232	G	N7-C8-N9	6.21	116.20	113.10
1	A	432	A	C4-C5-N7	-6.21	107.60	110.70

Continued on next page...

Continued from previous page...

Mol	Chain	Res	Type	Atoms	Z	Observed(°)	Ideal(°)
1	A	1530	G	N1-C6-O6	6.21	123.63	119.90
1	A	1105	A	C6-N1-C2	-6.21	114.88	118.60
1	A	1451	A	C4-C5-C6	-6.21	113.90	117.00
1	A	1539	C	C2-N3-C4	6.21	123.00	119.90
1	A	181	G	N3-C4-N9	6.21	129.72	126.00
1	A	970	C	N3-C2-O2	-6.21	117.56	121.90
1	A	1283	G	C5-C6-O6	-6.21	124.88	128.60
1	A	505	G	C8-N9-C4	6.20	108.88	106.40
1	A	748	C	C6-N1-C2	-6.20	117.82	120.30
1	A	765	G	C5-N7-C8	-6.20	101.20	104.30
1	A	1193	G	C2-N3-C4	-6.20	108.80	111.90
1	A	1528	U	C2-N3-C4	-6.20	123.28	127.00
1	A	408	A	N9-C4-C5	6.20	108.28	105.80
1	A	515	G	N1-C2-N3	6.20	127.62	123.90
1	A	656	C	C5-C6-N1	6.20	124.10	121.00
1	A	852	G	C5-C6-N1	-6.20	108.40	111.50
1	A	1286	A	C2-N3-C4	-6.20	107.50	110.60
1	A	320	C	C4-C5-C6	6.20	120.50	117.40
1	A	453	A	N9-C4-C5	6.20	108.28	105.80
1	A	593	G	C6-N1-C2	6.20	128.82	125.10
1	A	823	G	C5-N7-C8	-6.20	101.20	104.30
1	A	1014	A	C8-N9-C4	-6.20	103.32	105.80
1	A	1303	C	OP1-P-OP2	-6.20	110.30	119.60
1	A	204	U	N3-C4-C5	-6.20	110.88	114.60
1	A	920	U	C2-N1-C1'	-6.20	110.26	117.70
1	A	28	G	C5-C6-N1	-6.20	108.40	111.50
1	A	750	G	C8-N9-C4	6.20	108.88	106.40
1	A	944	G	N3-C4-C5	-6.20	125.50	128.60
1	A	1126	U	N3-C2-O2	-6.20	117.86	122.20
1	A	1148	U	C4-C5-C6	6.20	123.42	119.70
17	Q	69	LYS	N-CA-C	-6.20	94.27	111.00
1	A	61	G	OP1-P-OP2	6.19	128.89	119.60
1	A	553	A	OP2-P-O3'	6.19	118.83	105.20
1	A	688	G	O5'-P-OP1	-6.19	100.13	105.70
1	A	186	C	C2-N3-C4	6.19	123.00	119.90
1	A	976	G	O5'-P-OP1	-6.19	100.13	105.70
1	A	1024	G	C2-N3-C4	6.19	115.00	111.90
1	A	1074	G	C6-C5-N7	-6.19	126.69	130.40
1	A	1460	A	N7-C8-N9	-6.19	110.70	113.80
1	A	660	G	C8-N9-C4	6.19	108.88	106.40
1	A	1108	G	C8-N9-C1'	-6.19	118.95	127.00
1	A	277	C	N3-C2-O2	6.19	126.23	121.90

Continued on next page...

Continued from previous page...

Mol	Chain	Res	Type	Atoms	Z	Observed(°)	Ideal(°)
1	A	588	G	N1-C2-N3	6.19	127.61	123.90
1	A	1336	C	C6-N1-C2	6.19	122.78	120.30
1	A	16	A	C6-C5-N7	6.19	136.63	132.30
1	A	921	U	N3-C2-O2	6.19	126.53	122.20
1	A	1191	A	C6-C5-N7	-6.18	127.97	132.30
1	A	153	C	OP1-P-O3'	-6.18	91.60	105.20
1	A	60	A	N1-C2-N3	6.18	132.39	129.30
1	A	1055	A	C2-N3-C4	6.18	113.69	110.60
1	A	482	A	C5-C6-N1	-6.18	114.61	117.70
1	A	1452	C	C5-C4-N4	-6.18	115.87	120.20
1	A	260	G	N1-C6-O6	6.18	123.61	119.90
1	A	631	G	N1-C2-N3	-6.18	120.19	123.90
1	A	1142	G	C2-N3-C4	6.18	114.99	111.90
1	A	264	U	N3-C4-O4	-6.18	115.08	119.40
1	A	797	C	C2-N1-C1'	6.18	125.59	118.80
1	A	963	G	C4-C5-C6	6.18	122.51	118.80
16	P	68	ASP	CB-CG-OD1	-6.18	112.74	118.30
1	A	294	U	C5-C6-N1	-6.17	119.61	122.70
1	A	322	C	N3-C4-C5	-6.17	119.43	121.90
1	A	840	C	C5-C4-N4	-6.17	115.88	120.20
1	A	711	G	C5-C6-O6	-6.17	124.90	128.60
1	A	916	G	C5-N7-C8	-6.17	101.21	104.30
1	A	1003(A)	G	C8-N9-C4	-6.17	103.93	106.40
1	A	1052	U	OP2-P-O3'	6.17	118.78	105.20
1	A	1323	G	C5-N7-C8	-6.17	101.21	104.30
1	A	297	G	C5-C6-O6	6.17	132.30	128.60
1	A	676	A	N7-C8-N9	-6.17	110.72	113.80
1	A	1203	C	N1-C2-O2	-6.17	115.20	118.90
1	A	66	G	C5-N7-C8	-6.17	101.22	104.30
1	A	187	C	OP2-P-O3'	6.17	118.77	105.20
1	A	994	A	N1-C6-N6	6.17	122.30	118.60
1	A	1358	U	C5-C4-O4	-6.17	122.20	125.90
1	A	319	G	N3-C2-N2	-6.17	115.58	119.90
1	A	935	A	C6-C5-N7	-6.17	127.98	132.30
1	A	1101	A	N1-C6-N6	6.17	122.30	118.60
1	A	523	A	OP2-P-O3'	6.16	118.76	105.20
1	A	851	G	C5-C6-O6	-6.16	124.90	128.60
1	A	34	C	C5-C4-N4	-6.16	115.89	120.20
1	A	779	C	C6-N1-C2	6.16	122.77	120.30
1	A	47	C	O5'-P-OP2	-6.16	100.16	105.70
1	A	104	G	C6-C5-N7	-6.16	126.70	130.40
1	A	609	A	C4-C5-C6	6.16	120.08	117.00

Continued on next page...

Continued from previous page...

Mol	Chain	Res	Type	Atoms	Z	Observed(°)	Ideal(°)
1	A	755	G	N1-C6-O6	6.16	123.60	119.90
1	A	1468	A	N3-C4-C5	6.16	131.11	126.80
1	A	499	A	O5'-P-OP1	-6.16	100.16	105.70
1	A	567	G	OP1-P-OP2	6.16	128.83	119.60
1	A	1337	G	C5-C6-N1	-6.16	108.42	111.50
3	C	188	LEU	CB-CG-CD2	6.16	121.47	111.00
9	I	66	ARG	NE-CZ-NH2	-6.16	117.22	120.30
1	A	742	G	O4'-C1'-N9	-6.15	103.28	108.20
1	A	1488	G	C4-C5-C6	6.15	122.49	118.80
8	H	8	ASP	CB-CG-OD1	-6.15	112.76	118.30
1	A	73	C	N1-C2-O2	-6.15	115.21	118.90
1	A	501	C	C2-N1-C1'	-6.15	112.03	118.80
1	A	915	A	C5-C6-N6	6.15	128.62	123.70
1	A	1013	G	C4-C5-N7	-6.15	108.34	110.80
1	A	783	C	O5'-P-OP1	-6.15	100.16	105.70
1	A	955	U	C5-C6-N1	-6.15	119.62	122.70
1	A	1292	U	C6-N1-C2	6.15	124.69	121.00
1	A	1348	U	O5'-P-OP2	-6.15	100.17	105.70
2	B	155	LEU	CB-CG-CD1	-6.15	100.55	111.00
12	L	27	LEU	CB-CG-CD2	6.15	121.45	111.00
1	A	1082	G	C4-C5-N7	6.15	113.26	110.80
1	A	238	G	O5'-P-OP2	-6.15	100.17	105.70
1	A	289	G	C4-C5-C6	6.15	122.49	118.80
1	A	368	U	C5-C6-N1	-6.15	119.63	122.70
1	A	644	G	C5-C6-O6	-6.15	124.91	128.60
1	A	811	C	OP2-P-O3'	6.15	118.72	105.20
1	A	196	A	N3-C4-C5	6.15	131.10	126.80
1	A	686	U	O5'-P-OP2	-6.15	100.17	105.70
1	A	65	U	N3-C4-C5	-6.14	110.91	114.60
1	A	448	A	N7-C8-N9	6.14	116.87	113.80
1	A	629	G	C6-C5-N7	6.14	134.09	130.40
1	A	1342	C	C4-C5-C6	-6.14	114.33	117.40
1	A	20	U	C5-C4-O4	-6.14	122.21	125.90
1	A	255	G	O4'-C1'-N9	-6.14	103.29	108.20
1	A	279	A	C4-C5-N7	6.14	113.77	110.70
1	A	336	C	C6-N1-C2	6.14	122.76	120.30
1	A	453	A	N1-C6-N6	-6.14	114.91	118.60
1	A	481	G	OP1-P-OP2	6.14	128.81	119.60
1	A	613	C	C2-N3-C4	-6.14	116.83	119.90
1	A	1171	G	N7-C8-N9	6.14	116.17	113.10
1	A	899	C	N1-C2-N3	-6.14	114.90	119.20
1	A	1339	A	C5-C6-N6	6.14	128.61	123.70

Continued on next page...

Continued from previous page...

Mol	Chain	Res	Type	Atoms	Z	Observed(°)	Ideal(°)
1	A	31	G	C8-N9-C4	6.14	108.86	106.40
1	A	1286	A	O5'-P-OP2	6.14	118.07	110.70
1	A	809	G	C4-C5-C6	-6.14	115.12	118.80
1	A	1168	A	N1-C2-N3	6.14	132.37	129.30
1	A	1380	U	P-O3'-C3'	6.13	127.06	119.70
1	A	248	C	C2-N3-C4	-6.13	116.83	119.90
1	A	1079	G	C4-N9-C1'	6.13	134.47	126.50
1	A	1415	G	OP1-P-O3'	6.13	118.69	105.20
13	M	74	VAL	CB-CA-C	-6.13	99.75	111.40
16	P	25	ARG	NE-CZ-NH1	-6.13	117.23	120.30
1	A	236	G	C8-N9-C4	6.13	108.85	106.40
1	A	658	G	N9-C4-C5	-6.13	102.95	105.40
1	A	1087	G	C6-C5-N7	-6.13	126.72	130.40
1	A	121	C	N3-C2-O2	6.13	126.19	121.90
1	A	647	C	N3-C4-C5	-6.13	119.45	121.90
1	A	854	G	O5'-P-OP1	-6.13	100.18	105.70
1	A	1378	C	C6-N1-C1'	-6.13	113.44	120.80
1	A	1383	C	C4-C5-C6	-6.13	114.33	117.40
1	A	653	A	C6-N1-C2	-6.13	114.92	118.60
1	A	540	G	C5-C6-N1	-6.12	108.44	111.50
1	A	609	A	C6-C5-N7	-6.12	128.01	132.30
1	A	1223	C	C5-C6-N1	6.12	124.06	121.00
1	A	45	U	C5-C4-O4	6.12	129.57	125.90
1	A	446	G	N1-C6-O6	6.12	123.57	119.90
1	A	537	G	OP1-P-OP2	6.12	128.78	119.60
1	A	744	C	N1-C2-O2	6.12	122.57	118.90
1	A	768	A	N3-C4-C5	-6.12	122.51	126.80
1	A	1142	G	N3-C4-C5	-6.12	125.54	128.60
1	A	747	C	C4-C5-C6	6.12	120.46	117.40
1	A	916	G	N3-C2-N2	-6.12	115.62	119.90
1	A	1369	C	C5-C6-N1	-6.12	117.94	121.00
1	A	1486	G	C5-C6-O6	-6.12	124.93	128.60
20	T	20	LEU	CA-CB-CG	-6.12	101.22	115.30
1	A	236	G	OP2-P-O3'	6.12	118.66	105.20
1	A	1419	G	C6-C5-N7	-6.12	126.73	130.40
1	A	324	G	N3-C4-N9	-6.12	122.33	126.00
1	A	373	A	OP1-P-O3'	6.12	118.66	105.20
1	A	1182	G	N3-C4-C5	-6.12	125.54	128.60
1	A	1438	G	N1-C6-O6	6.12	123.57	119.90
10	J	72	VAL	N-CA-C	6.12	127.52	111.00
1	A	853	G	N3-C4-N9	6.12	129.67	126.00
1	A	925	G	N1-C6-O6	6.12	123.57	119.90

Continued on next page...

Continued from previous page...

Mol	Chain	Res	Type	Atoms	Z	Observed(°)	Ideal(°)
1	A	31	G	O4'-C1'-N9	-6.11	103.31	108.20
1	A	41	G	N1-C2-N2	6.11	121.70	116.20
1	A	562	C	N3-C4-C5	6.11	124.34	121.90
1	A	634	C	N3-C4-C5	-6.11	119.45	121.90
1	A	1015	A	O5'-P-OP1	-6.11	100.20	105.70
1	A	1514	C	O5'-P-OP1	6.11	118.03	110.70
2	B	208	ILE	CB-CA-C	-6.11	99.38	111.60
1	A	547	A	OP1-P-O3'	6.11	118.64	105.20
1	A	736	C	OP2-P-O3'	6.11	118.64	105.20
1	A	888	G	N1-C2-N2	-6.11	110.70	116.20
1	A	696	A	O4'-C1'-N9	-6.11	103.31	108.20
1	A	994	A	N7-C8-N9	6.11	116.86	113.80
1	A	203	U	C2-N1-C1'	6.11	125.03	117.70
1	A	503	C	N1-C2-O2	-6.11	115.23	118.90
1	A	1152	A	C6-N1-C2	-6.11	114.94	118.60
1	A	1220	G	N3-C4-C5	-6.11	125.55	128.60
1	A	1405	G	C8-N9-C4	6.11	108.84	106.40
1	A	298	A	C6-N1-C2	-6.11	114.94	118.60
1	A	1149	C	C2-N1-C1'	-6.11	112.08	118.80
1	A	1392	G	C4-C5-C6	6.11	122.46	118.80
1	A	1512	U	C6-N1-C2	-6.11	117.34	121.00
1	A	424	G	OP1-P-OP2	6.10	128.76	119.60
1	A	414	A	N9-C4-C5	6.10	108.24	105.80
1	A	432	A	N7-C8-N9	-6.10	110.75	113.80
1	A	580	U	N1-C2-N3	6.10	118.56	114.90
1	A	864	A	C5-C6-N6	6.10	128.58	123.70
1	A	1187	G	N1-C2-N3	6.10	127.56	123.90
15	O	77	ARG	NE-CZ-NH1	6.10	123.35	120.30
1	A	106	C	OP1-P-O3'	-6.10	91.78	105.20
1	A	969	A	OP1-P-OP2	-6.10	110.45	119.60
1	A	1507	A	OP1-P-OP2	6.10	128.75	119.60
10	J	50	ILE	N-CA-C	-6.10	94.53	111.00
1	A	20	U	N1-C2-N3	-6.10	111.24	114.90
1	A	1023	G	C8-N9-C4	-6.10	103.96	106.40
1	A	15	G	C5-C6-O6	-6.10	124.94	128.60
1	A	126	G	N9-C4-C5	6.10	107.84	105.40
1	A	238	G	N3-C2-N2	-6.10	115.63	119.90
1	A	276	G	C5-C6-O6	-6.10	124.94	128.60
1	A	363	A	N3-C4-N9	-6.10	122.52	127.40
1	A	1053	G	N1-C2-N2	6.10	121.69	116.20
1	A	1106	G	C8-N9-C4	-6.10	103.96	106.40
1	A	1406	U	C6-N1-C2	-6.10	117.34	121.00

Continued on next page...

Continued from previous page...

Mol	Chain	Res	Type	Atoms	Z	Observed(°)	Ideal(°)
1	A	1449	C	N3-C4-C5	6.10	124.34	121.90
1	A	54	C	N3-C2-O2	6.10	126.17	121.90
1	A	394	G	N9-C4-C5	6.09	107.84	105.40
1	A	734	G	C4-C5-C6	6.09	122.46	118.80
1	A	1316	G	C8-N9-C1'	6.09	134.92	127.00
1	A	1195	C	N1-C2-O2	-6.09	115.24	118.90
1	A	628	G	C6-N1-C2	-6.09	121.44	125.10
1	A	657	G	N3-C4-N9	6.09	129.66	126.00
1	A	896	C	N3-C2-O2	6.09	126.16	121.90
1	A	1433	A	OP2-P-O3'	6.09	118.60	105.20
1	A	1485	U	C5-C6-N1	6.09	125.75	122.70
1	A	1533	C	C2-N3-C4	6.09	122.95	119.90
1	A	126	G	C4-C5-N7	-6.09	108.36	110.80
1	A	147	G	N3-C4-N9	-6.09	122.35	126.00
1	A	372	C	C6-N1-C2	-6.09	117.86	120.30
1	A	720	C	O5'-P-OP1	6.09	118.01	110.70
2	B	98	LEU	CB-CG-CD1	-6.09	100.65	111.00
1	A	916	G	C4-N9-C1'	6.09	134.41	126.50
1	A	1075	C	N3-C2-O2	6.09	126.16	121.90
1	A	320	C	OP1-P-OP2	6.09	128.73	119.60
1	A	326	G	C5-C6-N1	-6.09	108.46	111.50
1	A	848	C	C6-N1-C2	-6.09	117.87	120.30
1	A	1338	G	N9-C4-C5	6.09	107.83	105.40
1	A	265	G	N3-C4-N9	6.08	129.65	126.00
1	A	333	G	C2-N3-C4	-6.08	108.86	111.90
1	A	376	G	N3-C2-N2	6.08	124.16	119.90
1	A	642	A	N1-C2-N3	6.08	132.34	129.30
1	A	189	G	C5-N7-C8	6.08	107.34	104.30
1	A	231	G	C8-N9-C4	6.08	108.83	106.40
1	A	1080	A	C2-N3-C4	6.08	113.64	110.60
1	A	1415	G	C6-N1-C2	-6.08	121.45	125.10
1	A	1486	G	C5-C6-N1	6.08	114.54	111.50
1	A	226	G	C6-C5-N7	-6.08	126.75	130.40
1	A	957	U	N3-C2-O2	-6.08	117.94	122.20
1	A	1151	A	OP1-P-OP2	6.08	128.72	119.60
1	A	880	C	C5-C6-N1	-6.08	117.96	121.00
1	A	314	C	N3-C2-O2	6.08	126.16	121.90
1	A	1125	U	O4'-C1'-N1	6.08	113.06	108.20
1	A	1417	G	O4'-C1'-N9	6.08	113.06	108.20
1	A	928	G	C8-N9-C4	6.08	108.83	106.40
1	A	374	A	O5'-P-OP2	-6.08	100.23	105.70
1	A	447	G	C8-N9-C1'	-6.08	119.10	127.00

Continued on next page...

Continued from previous page...

Mol	Chain	Res	Type	Atoms	Z	Observed(°)	Ideal(°)
1	A	534	U	C2-N1-C1'	-6.08	110.41	117.70
1	A	1083	U	C5-C6-N1	-6.08	119.66	122.70
1	A	1102	A	C6-C5-N7	-6.08	128.05	132.30
1	A	1427	U	C5-C6-N1	-6.08	119.66	122.70
1	A	562	C	O5'-P-OP1	-6.07	100.23	105.70
1	A	917	G	C6-N1-C2	-6.07	121.46	125.10
1	A	1179	A	C2-N3-C4	-6.07	107.56	110.60
1	A	111	G	N1-C2-N2	6.07	121.66	116.20
1	A	149	A	C2-N3-C4	-6.07	107.56	110.60
1	A	390	C	C2-N3-C4	6.07	122.94	119.90
1	A	499	A	C4-C5-N7	-6.07	107.67	110.70
1	A	767	A	C2-N3-C4	-6.07	107.56	110.60
1	A	854	G	N1-C6-O6	6.07	123.54	119.90
1	A	1063	C	C5-C4-N4	-6.07	115.95	120.20
5	E	140	ARG	NE-CZ-NH1	6.07	123.34	120.30
1	A	219	C	C2-N3-C4	-6.07	116.87	119.90
1	A	263	A	C5-N7-C8	-6.07	100.87	103.90
1	A	637	G	N1-C2-N3	6.07	127.54	123.90
1	A	656	C	C4-C5-C6	-6.07	114.37	117.40
1	A	1063	C	N1-C2-N3	6.07	123.45	119.20
1	A	1308	U	C4-C5-C6	6.07	123.34	119.70
1	A	979	C	OP2-P-O3'	6.06	118.54	105.20
1	A	1392	G	N3-C4-C5	-6.06	125.57	128.60
1	A	1411	C	N1-C2-N3	6.06	123.44	119.20
12	L	97	ARG	NE-CZ-NH1	-6.06	117.27	120.30
1	A	1053	G	OP1-P-OP2	-6.06	110.51	119.60
1	A	773	G	OP1-P-OP2	6.06	128.69	119.60
1	A	115	G	N9-C4-C5	-6.06	102.98	105.40
1	A	671	G	N1-C2-N3	-6.06	120.27	123.90
1	A	910	C	N3-C4-N4	6.06	122.24	118.00
1	A	912	C	N3-C4-N4	6.06	122.24	118.00
1	A	328	C	C5-C6-N1	6.05	124.03	121.00
1	A	495	U	P-O3'-C3'	6.05	126.97	119.70
1	A	910	C	N1-C2-N3	6.05	123.44	119.20
1	A	10	A	N9-C4-C5	6.05	108.22	105.80
1	A	306	G	O5'-P-OP1	-6.05	100.25	105.70
1	A	375	U	N1-C2-N3	6.05	118.53	114.90
1	A	650	G	N3-C2-N2	-6.05	115.66	119.90
1	A	443	C	C5-C6-N1	-6.05	117.97	121.00
1	A	693	G	C4-N9-C1'	-6.05	118.64	126.50
1	A	849	C	C6-N1-C2	-6.05	117.88	120.30
1	A	53	A	O5'-P-OP2	-6.05	100.26	105.70

Continued on next page...

Continued from previous page...

Mol	Chain	Res	Type	Atoms	Z	Observed(°)	Ideal(°)
1	A	687	A	C5-N7-C8	6.05	106.92	103.90
1	A	654	G	OP2-P-O3'	6.05	118.50	105.20
1	A	1278	U	N1-C2-O2	6.05	127.03	122.80
1	A	308	C	N3-C2-O2	6.04	126.13	121.90
1	A	1203	C	C4-C5-C6	6.04	120.42	117.40
1	A	250	A	N1-C2-N3	6.04	132.32	129.30
1	A	792	A	C4-C5-C6	6.04	120.02	117.00
1	A	988	G	N9-C4-C5	6.04	107.82	105.40
1	A	1203	C	O5'-P-OP2	6.04	117.95	110.70
1	A	1265	G	C2-N3-C4	-6.04	108.88	111.90
1	A	68	G	N3-C2-N2	-6.04	115.67	119.90
1	A	680	C	C5-C4-N4	-6.04	115.97	120.20
1	A	67	C	C6-N1-C1'	-6.04	113.55	120.80
1	A	1437	C	OP1-P-OP2	6.04	128.66	119.60
1	A	37	U	N3-C4-O4	6.04	123.63	119.40
1	A	258	G	O5'-P-OP1	6.04	117.95	110.70
1	A	1070	U	N3-C2-O2	6.04	126.43	122.20
1	A	1190	G	C2-N3-C4	-6.04	108.88	111.90
1	A	1343	G	C2-N3-C4	-6.04	108.88	111.90
1	A	1487	G	C5-C6-O6	6.04	132.22	128.60
1	A	1139	G	N3-C4-C5	-6.04	125.58	128.60
1	A	105	G	C5-N7-C8	-6.04	101.28	104.30
1	A	440	A	C2-N3-C4	-6.04	107.58	110.60
1	A	578	C	C4-C5-C6	6.04	120.42	117.40
1	A	1465	C	N1-C2-O2	6.04	122.52	118.90
1	A	237	C	O5'-P-OP2	-6.03	100.27	105.70
1	A	402	G	C8-N9-C4	6.03	108.81	106.40
1	A	884	U	P-O5'-C5'	-6.03	111.25	120.90
1	A	1055	A	C6-C5-N7	-6.03	128.08	132.30
1	A	1504	G	N3-C4-C5	-6.03	125.58	128.60
1	A	273	A	OP2-P-O3'	6.03	118.47	105.20
1	A	558	G	O5'-P-OP1	-6.03	100.27	105.70
1	A	806	C	C6-N1-C2	-6.03	117.89	120.30
1	A	1052	U	C5-C6-N1	-6.03	119.69	122.70
10	J	66	ARG	NE-CZ-NH2	-6.03	117.28	120.30
1	A	1473	A	C8-N9-C4	-6.03	103.39	105.80
1	A	1499	A	C5-N7-C8	6.03	106.91	103.90
1	A	255	G	C4-C5-C6	6.03	122.42	118.80
1	A	382	A	C5-N7-C8	6.03	106.91	103.90
1	A	919	A	N1-C2-N3	-6.03	126.29	129.30
1	A	1245	A	C6-C5-N7	6.03	136.52	132.30
2	B	44	LEU	CA-CB-CG	6.03	129.16	115.30

Continued on next page...

Continued from previous page...

Mol	Chain	Res	Type	Atoms	Z	Observed(°)	Ideal(°)
1	A	747	C	N3-C4-N4	-6.03	113.78	118.00
1	A	953	G	N3-C4-N9	6.03	129.62	126.00
1	A	1231	G	C4-N9-C1'	-6.03	118.67	126.50
1	A	1287	A	N1-C2-N3	6.03	132.31	129.30
1	A	865	A	N9-C4-C5	-6.02	103.39	105.80
1	A	921	U	N1-C2-O2	-6.02	118.58	122.80
1	A	219	C	N3-C4-C5	6.02	124.31	121.90
1	A	244	U	C2-N3-C4	6.02	130.61	127.00
1	A	788	U	N3-C4-C5	-6.02	110.99	114.60
1	A	479	C	C5-C6-N1	6.02	124.01	121.00
1	A	76	C	C5-C4-N4	-6.02	115.99	120.20
1	A	161	A	C4-C5-N7	-6.02	107.69	110.70
1	A	336	C	C2-N3-C4	-6.02	116.89	119.90
1	A	385	C	C6-N1-C2	6.02	122.71	120.30
1	A	517	G	C8-N9-C4	-6.02	103.99	106.40
1	A	592	G	OP1-P-OP2	-6.02	110.57	119.60
1	A	625	G	C4-C5-N7	6.02	113.21	110.80
1	A	509	A	N3-C4-C5	-6.02	122.59	126.80
1	A	875	C	C2-N3-C4	-6.02	116.89	119.90
1	A	1253	G	OP2-P-O3'	6.02	118.44	105.20
1	A	546	G	N1-C2-N3	6.01	127.51	123.90
1	A	764	C	C2-N1-C1'	6.01	125.42	118.80
1	A	1531	A	C8-N9-C4	-6.01	103.39	105.80
1	A	190(D)	U	N3-C2-O2	-6.01	117.99	122.20
1	A	1055	A	N3-C4-C5	-6.01	122.59	126.80
1	A	267	C	N3-C4-C5	6.01	124.31	121.90
1	A	929	G	C5-C6-O6	-6.01	124.99	128.60
1	A	1173	G	N1-C6-O6	6.01	123.51	119.90
1	A	1414	U	C6-N1-C1'	6.01	129.62	121.20
1	A	29	G	OP2-P-O3'	6.01	118.42	105.20
1	A	550	G	N3-C2-N2	-6.01	115.69	119.90
1	A	724	G	OP1-P-OP2	-6.01	110.59	119.60
1	A	529	G	C5-N7-C8	-6.01	101.30	104.30
1	A	789	U	C4-C5-C6	6.01	123.31	119.70
1	A	369	C	C6-N1-C2	6.01	122.70	120.30
1	A	654	G	N9-C4-C5	6.01	107.80	105.40
1	A	55	A	N9-C4-C5	6.00	108.20	105.80
1	A	646	U	C6-N1-C1'	6.00	129.61	121.20
1	A	328	C	N1-C2-O2	6.00	122.50	118.90
1	A	409	G	N1-C2-N3	6.00	127.50	123.90
1	A	693	G	O4'-C1'-N9	6.00	113.00	108.20
1	A	694	A	C8-N9-C4	6.00	108.20	105.80

Continued on next page...

Continued from previous page...

Mol	Chain	Res	Type	Atoms	Z	Observed(°)	Ideal(°)
1	A	1339	A	N1-C2-N3	6.00	132.30	129.30
1	A	708	C	OP1-P-OP2	-6.00	110.60	119.60
1	A	578	C	N3-C2-O2	-6.00	117.70	121.90
1	A	190(K)	G	C5-C6-N1	-6.00	108.50	111.50
1	A	674	G	C8-N9-C4	6.00	108.80	106.40
1	A	853	G	N3-C2-N2	6.00	124.10	119.90
1	A	1051	C	N3-C4-C5	6.00	124.30	121.90
1	A	628	G	OP2-P-O3'	5.99	118.39	105.20
1	A	938	A	N1-C6-N6	-5.99	115.00	118.60
1	A	1019	C	C6-N1-C2	-5.99	117.90	120.30
1	A	1239	A	C8-N9-C4	5.99	108.20	105.80
1	A	134	A	C4-C5-C6	5.99	120.00	117.00
1	A	511	C	C6-N1-C1'	5.99	127.99	120.80
1	A	670	G	N1-C6-O6	5.99	123.50	119.90
1	A	759	A	OP2-P-O3'	5.99	118.38	105.20
1	A	1505	G	N7-C8-N9	5.99	116.09	113.10
1	A	133	U	C6-N1-C2	-5.99	117.41	121.00
1	A	1399	C	C6-N1-C2	-5.99	117.91	120.30
1	A	147	G	N9-C4-C5	5.99	107.79	105.40
1	A	700	G	N1-C2-N3	5.99	127.49	123.90
1	A	809	G	C2-N3-C4	5.99	114.89	111.90
1	A	1236	A	C4-C5-N7	5.99	113.69	110.70
1	A	1379	G	N7-C8-N9	5.99	116.09	113.10
1	A	111	G	N9-C4-C5	5.98	107.79	105.40
1	A	124	G	N3-C4-N9	-5.98	122.41	126.00
1	A	453	A	C6-N1-C2	-5.98	115.01	118.60
1	A	1493	A	N1-C2-N3	-5.98	126.31	129.30
1	A	122	G	C5'-C4'-O4'	-5.98	101.92	109.10
1	A	654	G	C2-N3-C4	-5.98	108.91	111.90
1	A	780	A	C6-C5-N7	-5.98	128.11	132.30
1	A	884	U	N3-C4-O4	5.98	123.59	119.40
1	A	803	G	C6-N1-C2	-5.98	121.51	125.10
1	A	1166	G	C4-C5-C6	5.98	122.39	118.80
1	A	1322	C	C6-N1-C1'	-5.98	113.62	120.80
1	A	190(F)	G	C4-C5-N7	-5.98	108.41	110.80
1	A	536	C	N1-C2-N3	5.98	123.38	119.20
1	A	621	A	OP1-P-OP2	-5.98	110.63	119.60
1	A	691	G	N7-C8-N9	5.98	116.09	113.10
1	A	757	U	N3-C2-O2	-5.98	118.02	122.20
1	A	1337	G	C6-C5-N7	-5.98	126.81	130.40
4	D	56	VAL	CB-CA-C	-5.98	100.04	111.40
8	H	85	ARG	NE-CZ-NH2	5.98	123.29	120.30

Continued on next page...

Continued from previous page...

Mol	Chain	Res	Type	Atoms	Z	Observed(°)	Ideal(°)
1	A	135	C	C4-C5-C6	5.97	120.39	117.40
1	A	347	G	C4-C5-N7	5.97	113.19	110.80
1	A	1529	G	N9-C4-C5	5.97	107.79	105.40
1	A	231	G	O5'-P-OP1	5.97	117.87	110.70
1	A	485	G	OP1-P-OP2	-5.97	110.64	119.60
1	A	984	C	N1-C2-N3	-5.97	115.02	119.20
1	A	1327	C	N3-C4-N4	-5.97	113.82	118.00
1	A	1378	C	N1-C2-O2	5.97	122.48	118.90
19	S	77	THR	N-CA-C	5.97	127.13	111.00
1	A	129(A)	G	P-O3'-C3'	5.97	126.86	119.70
1	A	230	G	C4-N9-C1'	5.97	134.26	126.50
1	A	342	C	O5'-P-OP2	-5.97	100.33	105.70
1	A	861	G	O5'-P-OP1	-5.97	100.33	105.70
1	A	149	A	C5-C6-N6	5.97	128.48	123.70
1	A	1214	C	C4-C5-C6	5.97	120.39	117.40
8	H	100	ILE	CB-CA-C	-5.97	99.66	111.60
1	A	111	G	N3-C2-N2	-5.97	115.72	119.90
1	A	729	A	C8-N9-C4	-5.97	103.41	105.80
1	A	783	C	C2-N1-C1'	-5.97	112.23	118.80
1	A	795	C	N3-C4-C5	5.97	124.29	121.90
1	A	125	U	N1-C2-O2	-5.97	118.62	122.80
1	A	187	C	O5'-P-OP1	-5.97	100.33	105.70
1	A	518	C	OP1-P-OP2	5.97	128.55	119.60
1	A	637	G	C2-N3-C4	-5.97	108.92	111.90
1	A	805	C	OP2-P-O3'	5.97	118.33	105.20
1	A	909	A	N1-C2-N3	5.97	132.28	129.30
12	L	57	LYS	N-CA-C	-5.97	94.89	111.00
1	A	21	G	N7-C8-N9	-5.96	110.12	113.10
1	A	28	G	OP1-P-OP2	5.96	128.55	119.60
1	A	699	C	C2-N1-C1'	-5.96	112.24	118.80
1	A	254	G	N1-C2-N3	5.96	127.48	123.90
1	A	1539	C	N3-C2-O2	-5.96	117.73	121.90
20	T	17	ARG	NE-CZ-NH1	-5.96	117.32	120.30
1	A	244	U	C5-C6-N1	5.96	125.68	122.70
1	A	299	G	C2-N3-C4	-5.96	108.92	111.90
1	A	791	G	N1-C6-O6	5.96	123.48	119.90
16	P	12	LYS	CD-CE-NZ	5.96	125.41	111.70
1	A	129	U	C5-C6-N1	-5.96	119.72	122.70
1	A	241	C	C2-N3-C4	-5.96	116.92	119.90
1	A	1250	A	C4-C5-C6	5.96	119.98	117.00
1	A	110	C	C2-N1-C1'	5.96	125.35	118.80
1	A	317	G	C6-C5-N7	-5.96	126.83	130.40

Continued on next page...

Continued from previous page...

Mol	Chain	Res	Type	Atoms	Z	Observed(°)	Ideal(°)
1	A	773	G	N1-C2-N2	-5.96	110.84	116.20
1	A	232	G	C4-C5-N7	5.96	113.18	110.80
1	A	351	G	C5-C6-N1	5.96	114.48	111.50
1	A	1075	C	C6-N1-C1'	5.96	127.95	120.80
1	A	326	G	OP2-P-O3'	5.96	118.30	105.20
1	A	507	C	OP1-P-OP2	-5.96	110.67	119.60
1	A	560	U	C4-C5-C6	5.96	123.27	119.70
1	A	625	G	C4-N9-C1'	5.96	134.24	126.50
1	A	131	C	N1-C2-N3	5.95	123.37	119.20
1	A	319	G	C5-C6-N1	-5.95	108.52	111.50
1	A	779	C	N1-C2-O2	-5.95	115.33	118.90
1	A	781	A	C2-N3-C4	-5.95	107.62	110.60
1	A	1147	C	N3-C4-N4	-5.95	113.83	118.00
1	A	1202	G	N3-C4-C5	5.95	131.57	128.60
1	A	597	G	C4-C5-N7	5.95	113.18	110.80
1	A	111	G	C2-N3-C4	-5.94	108.93	111.90
1	A	201	C	C6-N1-C1'	-5.94	113.67	120.80
1	A	381	C	C2-N1-C1'	5.94	125.33	118.80
1	A	726	C	N3-C4-C5	-5.94	119.52	121.90
1	A	979	C	P-O3'-C3'	5.94	126.83	119.70
9	I	105	ASP	CA-C-N	-5.94	104.13	117.20
1	A	41	G	C6-C5-N7	-5.94	126.84	130.40
1	A	310	G	C5-C6-N1	5.94	114.47	111.50
1	A	759	A	O5'-P-OP2	-5.94	100.36	105.70
1	A	770	C	N3-C4-N4	-5.94	113.84	118.00
1	A	1168	A	C4-N9-C1'	5.94	136.99	126.30
1	A	1280	A	N1-C6-N6	-5.94	115.04	118.60
1	A	1450	U	C5-C4-O4	5.94	129.46	125.90
1	A	1497	G	C4-C5-C6	5.94	122.36	118.80
1	A	80	G	OP1-P-O3'	5.94	118.26	105.20
1	A	859	A	C8-N9-C4	5.94	108.17	105.80
1	A	1084	G	N7-C8-N9	-5.94	110.13	113.10
1	A	198	G	N7-C8-N9	-5.93	110.13	113.10
1	A	515	G	C5-N7-C8	-5.93	101.33	104.30
1	A	804	U	C4-C5-C6	5.93	123.26	119.70
1	A	851	G	N3-C2-N2	-5.93	115.75	119.90
1	A	1055	A	C4-C5-C6	5.93	119.97	117.00
1	A	306	G	O5'-P-OP2	5.93	117.82	110.70
1	A	693	G	C4-C5-N7	-5.93	108.43	110.80
1	A	822	C	C5-C4-N4	-5.93	116.05	120.20
1	A	782	A	N1-C6-N6	-5.93	115.04	118.60
1	A	1392	G	O4'-C1'-N9	-5.93	103.45	108.20

Continued on next page...

Continued from previous page...

Mol	Chain	Res	Type	Atoms	Z	Observed(°)	Ideal(°)
1	A	851	G	C4-N9-C1'	5.93	134.21	126.50
1	A	1507	A	O5'-P-OP2	-5.93	100.36	105.70
6	F	72	VAL	CB-CA-C	-5.93	100.13	111.40
14	N	31	ARG	NE-CZ-NH1	5.93	123.27	120.30
1	A	1413	A	C4-C5-C6	5.93	119.96	117.00
19	S	33	THR	CB-CA-C	-5.93	95.59	111.60
1	A	484	G	C5-C6-N1	5.93	114.46	111.50
1	A	661	G	N3-C4-C5	5.93	131.56	128.60
1	A	672	U	N1-C2-N3	5.93	118.46	114.90
1	A	879	C	C6-N1-C2	-5.93	117.93	120.30
1	A	1487	G	C4-C5-C6	5.93	122.36	118.80
1	A	954	G	N7-C8-N9	-5.92	110.14	113.10
1	A	1082	G	OP1-P-O3'	5.92	118.24	105.20
1	A	137	C	N1-C2-O2	5.92	122.45	118.90
1	A	1419	G	N7-C8-N9	5.92	116.06	113.10
1	A	499	A	C6-N1-C2	-5.92	115.05	118.60
1	A	534	U	N3-C4-O4	-5.92	115.25	119.40
1	A	735	C	N3-C4-N4	5.92	122.14	118.00
1	A	1346	A	N3-C4-N9	-5.92	122.66	127.40
1	A	1480	G	C5-C6-O6	-5.92	125.05	128.60
2	B	23	ARG	N-CA-C	-5.92	95.02	111.00
1	A	736	C	C6-N1-C2	-5.92	117.93	120.30
1	A	740	U	P-O3'-C3'	-5.92	112.60	119.70
1	A	1284	C	C5-C6-N1	-5.92	118.04	121.00
1	A	1416	G	C4-N9-C1'	5.92	134.19	126.50
16	P	73	LEU	CA-CB-CG	-5.92	101.69	115.30
18	R	35	ARG	NE-CZ-NH2	5.92	123.26	120.30
1	A	329	A	OP2-P-O3'	5.92	118.22	105.20
1	A	711	G	C5-C6-N1	-5.92	108.54	111.50
1	A	1065	U	C4-C5-C6	-5.92	116.15	119.70
20	T	102	GLY	N-CA-C	-5.92	98.31	113.10
1	A	193	C	N1-C2-N3	5.92	123.34	119.20
1	A	285	G	N3-C2-N2	-5.92	115.76	119.90
1	A	564	C	OP1-P-OP2	5.91	128.47	119.60
1	A	568	G	N1-C2-N3	5.91	127.45	123.90
1	A	1068	G	O5'-P-OP1	5.91	117.80	110.70
1	A	116	A	N1-C2-N3	5.91	132.26	129.30
1	A	230	G	C5-N7-C8	5.91	107.26	104.30
1	A	431	A	C2-N3-C4	-5.91	107.64	110.60
1	A	917	G	C8-N9-C4	5.91	108.77	106.40
1	A	234	C	C5-C4-N4	5.91	124.34	120.20
1	A	318	G	C5-C6-N1	-5.91	108.55	111.50

Continued on next page...

Continued from previous page...

Mol	Chain	Res	Type	Atoms	Z	Observed(°)	Ideal(°)
1	A	927	G	OP2-P-O3'	5.91	118.20	105.20
1	A	1250	A	C8-N9-C4	-5.91	103.44	105.80
1	A	188	C	C5-C6-N1	-5.91	118.05	121.00
1	A	554	C	C2-N1-C1'	-5.91	112.30	118.80
1	A	687	A	C4-C5-C6	5.91	119.95	117.00
1	A	915	A	N9-C4-C5	5.91	108.16	105.80
1	A	1179	A	C4-C5-C6	-5.91	114.05	117.00
1	A	1179	A	N3-C4-N9	-5.91	122.67	127.40
1	A	1411	C	N3-C2-O2	-5.91	117.77	121.90
1	A	1516	G	OP2-P-O3'	5.91	118.20	105.20
9	I	56	LEU	N-CA-C	-5.91	95.05	111.00
1	A	1168	A	N9-C4-C5	5.91	108.16	105.80
1	A	1502	A	OP2-P-O3'	5.91	118.20	105.20
1	A	549	C	C5-C6-N1	-5.91	118.05	121.00
1	A	801	U	C5-C6-N1	-5.91	119.75	122.70
1	A	887	G	N1-C2-N3	5.91	127.44	123.90
1	A	1211	U	N3-C2-O2	-5.91	118.07	122.20
6	F	48	LEU	CB-CG-CD1	-5.91	100.96	111.00
1	A	512	U	OP1-P-O3'	-5.90	92.21	105.20
1	A	789	U	C5-C6-N1	5.90	125.65	122.70
1	A	1233	G	O5'-P-OP2	-5.90	100.39	105.70
1	A	453	A	N1-C2-N3	5.90	132.25	129.30
1	A	509	A	OP2-P-O3'	5.90	118.18	105.20
1	A	709	G	C4-C5-N7	5.90	113.16	110.80
1	A	1065	U	N3-C2-O2	5.90	126.33	122.20
1	A	1346	A	OP2-P-O3'	5.90	118.18	105.20
1	A	554	C	C5-C6-N1	-5.90	118.05	121.00
1	A	930	C	C4-C5-C6	5.90	120.35	117.40
1	A	1448	C	C5-C6-N1	-5.90	118.05	121.00
1	A	278	G	N3-C2-N2	5.90	124.03	119.90
1	A	432	A	C5-C6-N6	5.90	128.42	123.70
1	A	662	G	O5'-P-OP1	5.90	117.78	110.70
1	A	1165	C	C6-N1-C2	-5.90	117.94	120.30
1	A	339	C	N3-C4-N4	5.89	122.12	118.00
1	A	371	G	O5'-P-OP1	-5.89	100.40	105.70
1	A	674	G	N1-C6-O6	5.89	123.44	119.90
1	A	1437	C	C6-N1-C2	5.89	122.66	120.30
1	A	1508	G	C4-C5-N7	-5.89	108.44	110.80
1	A	737	A	C6-C5-N7	-5.89	128.18	132.30
1	A	766	A	N3-C4-C5	5.89	130.93	126.80
1	A	890	G	C4-N9-C1'	5.89	134.16	126.50
1	A	981	U	N3-C2-O2	5.89	126.33	122.20

Continued on next page...

Continued from previous page...

Mol	Chain	Res	Type	Atoms	Z	Observed(°)	Ideal(°)
1	A	1074	G	N3-C4-N9	5.89	129.54	126.00
1	A	345	C	C5-C4-N4	-5.89	116.08	120.20
1	A	700	G	C5-C6-N1	-5.89	108.56	111.50
1	A	44	G	N3-C2-N2	5.89	124.02	119.90
1	A	97	G	OP2-P-O3'	5.89	118.15	105.20
1	A	705	U	C2-N3-C4	-5.89	123.47	127.00
1	A	734	G	C5-C6-N1	-5.89	108.56	111.50
1	A	1520	G	C6-N1-C2	-5.89	121.57	125.10
1	A	30	U	N1-C2-N3	5.88	118.43	114.90
1	A	118	U	N1-C2-O2	5.88	126.92	122.80
1	A	316	G	N1-C2-N3	5.88	127.43	123.90
1	A	446	G	N9-C4-C5	5.88	107.75	105.40
1	A	793	U	OP2-P-O3'	5.88	118.15	105.20
1	A	297	G	OP1-P-OP2	-5.88	110.78	119.60
1	A	980	C	N3-C2-O2	-5.88	117.78	121.90
1	A	552	U	OP2-P-O3'	5.88	118.14	105.20
1	A	1114	C	N1-C2-O2	5.88	122.43	118.90
1	A	1183	A	N1-C6-N6	5.88	122.13	118.60
1	A	579	G	C8-N9-C4	-5.88	104.05	106.40
1	A	233	C	C6-N1-C2	5.87	122.65	120.30
1	A	628	G	OP1-P-O3'	-5.87	92.28	105.20
1	A	711	G	C2-N3-C4	-5.87	108.96	111.90
1	A	722	A	C4-C5-C6	5.87	119.94	117.00
1	A	1363	A	C6-C5-N7	5.87	136.41	132.30
1	A	462	G	OP2-P-O3'	5.87	118.11	105.20
1	A	937	A	N1-C2-N3	5.87	132.24	129.30
1	A	323	U	C4-C5-C6	5.87	123.22	119.70
1	A	114	U	N1-C2-O2	-5.87	118.69	122.80
1	A	122	G	N3-C2-N2	5.87	124.01	119.90
1	A	600	C	C4-C5-C6	5.87	120.33	117.40
1	A	797	C	C6-N1-C1'	-5.87	113.76	120.80
1	A	38	G	C8-N9-C1'	5.87	134.63	127.00
1	A	361	G	C2-N3-C4	-5.87	108.97	111.90
1	A	50	A	OP1-P-OP2	5.87	128.40	119.60
1	A	58	C	C5-C6-N1	5.87	123.93	121.00
1	A	781	A	C8-N9-C4	-5.87	103.45	105.80
1	A	1166	G	N1-C2-N3	5.87	127.42	123.90
1	A	1278	U	C2-N3-C4	5.87	130.52	127.00
1	A	1387	G	C6-N1-C2	-5.87	121.58	125.10
1	A	675	A	C5-N7-C8	-5.86	100.97	103.90
1	A	1338	G	C6-N1-C2	-5.86	121.58	125.10
1	A	1464	G	N3-C2-N2	-5.86	115.80	119.90

Continued on next page...

Continued from previous page...

Mol	Chain	Res	Type	Atoms	Z	Observed(°)	Ideal(°)
1	A	446	G	C4-N9-C1'	5.86	134.12	126.50
1	A	970	C	C6-N1-C1'	-5.86	113.77	120.80
1	A	1503	A	C5-C6-N6	5.86	128.39	123.70
1	A	297	G	C4-C5-N7	-5.86	108.46	110.80
1	A	390	C	O5'-P-OP1	5.86	117.73	110.70
1	A	435	C	C6-N1-C2	-5.86	117.96	120.30
1	A	768	A	C4-C5-C6	5.86	119.93	117.00
1	A	1133	G	C4-C5-N7	-5.86	108.45	110.80
1	A	551	U	N3-C4-C5	5.86	118.12	114.60
1	A	806	C	OP2-P-O3'	5.86	118.09	105.20
1	A	903	G	N9-C4-C5	5.86	107.74	105.40
1	A	946	A	C4-C5-N7	5.86	113.63	110.70
1	A	1432	G	N1-C2-N3	5.86	127.42	123.90
1	A	513	C	N3-C4-C5	5.86	124.24	121.90
1	A	508	C	C2-N1-C1'	5.85	125.24	118.80
1	A	1322	C	N3-C4-N4	5.85	122.10	118.00
1	A	63	C	OP2-P-O3'	5.85	118.08	105.20
1	A	906	G	C4-C5-N7	5.85	113.14	110.80
1	A	1530	G	O4'-C1'-N9	5.85	112.88	108.20
1	A	147	G	OP1-P-OP2	5.85	128.38	119.60
1	A	280	C	N1-C2-O2	5.85	122.41	118.90
1	A	435	C	N1-C2-O2	-5.85	115.39	118.90
1	A	1189	C	N1-C2-O2	5.85	122.41	118.90
1	A	1063	C	N3-C4-N4	5.85	122.09	118.00
5	E	53	LEU	CB-CG-CD2	-5.85	101.06	111.00
1	A	249	U	OP1-P-OP2	5.85	128.37	119.60
1	A	251	G	N3-C4-N9	5.85	129.51	126.00
1	A	350	G	O4'-C1'-N9	-5.85	103.52	108.20
1	A	771	G	N3-C2-N2	-5.85	115.81	119.90
1	A	1292	U	O5'-P-OP1	5.85	117.72	110.70
1	A	439	A	N3-C4-N9	-5.84	122.72	127.40
1	A	59	A	O5'-P-OP2	-5.84	100.44	105.70
1	A	130	A	C6-N1-C2	-5.84	115.10	118.60
1	A	227	G	C4-C5-C6	5.84	122.31	118.80
1	A	651	C	C2-N3-C4	5.84	122.82	119.90
1	A	1116	C	C2-N1-C1'	-5.84	112.38	118.80
1	A	1175	G	C8-N9-C4	-5.84	104.06	106.40
1	A	1215	G	C5-C6-O6	-5.84	125.09	128.60
1	A	1316	G	C6-C5-N7	5.84	133.91	130.40
1	A	1465	C	C5-C6-N1	5.84	123.92	121.00
1	A	190(H)	G	C2-N3-C4	-5.84	108.98	111.90
1	A	267	C	C2-N3-C4	-5.84	116.98	119.90

Continued on next page...

Continued from previous page...

Mol	Chain	Res	Type	Atoms	Z	Observed(°)	Ideal(°)
1	A	643	C	OP2-P-O3'	5.84	118.05	105.20
1	A	975	A	C4-C5-N7	5.84	113.62	110.70
12	L	98	TYR	CD1-CE1-CZ	5.84	125.06	119.80
1	A	1319	A	C6-N1-C2	5.84	122.10	118.60
1	A	1335	C	C5-C4-N4	5.84	124.29	120.20
1	A	1496	C	P-O3'-C3'	-5.84	112.69	119.70
1	A	512	U	O5'-P-OP2	-5.84	100.45	105.70
1	A	321	A	C8-N9-C4	-5.83	103.47	105.80
1	A	494	G	N7-C8-N9	5.83	116.02	113.10
1	A	1338	G	C4-N9-C1'	5.83	134.09	126.50
1	A	6	G	N7-C8-N9	5.83	116.02	113.10
1	A	822	C	O5'-P-OP1	5.83	117.70	110.70
1	A	18	C	N1-C2-N3	5.83	123.28	119.20
1	A	315	A	O4'-C1'-N9	-5.83	103.53	108.20
1	A	583	A	C4-C5-C6	5.83	119.92	117.00
1	A	740	U	N1-C2-N3	5.83	118.40	114.90
1	A	1401	G	C5-C6-O6	-5.83	125.10	128.60
1	A	1252	A	C6-C5-N7	5.83	136.38	132.30
1	A	488	C	N3-C4-N4	5.83	122.08	118.00
1	A	773	G	C4-C5-C6	5.83	122.30	118.80
1	A	935	A	N1-C2-N3	5.83	132.21	129.30
1	A	953	G	C8-N9-C1'	-5.83	119.42	127.00
1	A	1125	U	C4'-C3'-C2'	-5.83	96.77	102.60
1	A	1173	G	N9-C4-C5	-5.83	103.07	105.40
1	A	223	U	N3-C2-O2	-5.83	118.12	122.20
1	A	894	G	C6-C5-N7	-5.83	126.90	130.40
1	A	1484	C	N3-C4-C5	-5.83	119.57	121.90
1	A	276	G	O5'-P-OP2	-5.83	100.46	105.70
1	A	1087	G	N3-C2-N2	-5.83	115.82	119.90
1	A	1285	A	C5-C6-N1	5.83	120.61	117.70
1	A	779	C	O5'-P-OP1	5.82	117.69	110.70
1	A	1110	A	O4'-C1'-N9	-5.82	103.54	108.20
1	A	1193	G	C6-C5-N7	-5.82	126.91	130.40
1	A	780	A	C4-C5-N7	5.82	113.61	110.70
1	A	1134	G	C4-C5-N7	-5.82	108.47	110.80
1	A	1504	G	C4-C5-N7	-5.82	108.47	110.80
1	A	351	G	C4-C5-N7	-5.82	108.47	110.80
1	A	590	C	C6-N1-C1'	-5.82	113.82	120.80
1	A	739	C	N3-C4-C5	-5.82	119.57	121.90
1	A	760	G	C4-N9-C1'	-5.82	118.94	126.50
1	A	995	C	N3-C4-N4	5.82	122.07	118.00
1	A	1224	G	N3-C4-C5	-5.82	125.69	128.60

Continued on next page...

Continued from previous page...

Mol	Chain	Res	Type	Atoms	Z	Observed(°)	Ideal(°)
1	A	1232	U	N1-C2-N3	5.82	118.39	114.90
1	A	88	A	C5-C6-N1	-5.82	114.79	117.70
1	A	286	G	C8-N9-C4	5.82	108.73	106.40
1	A	375	U	OP1-P-OP2	5.82	128.32	119.60
1	A	1166	G	C4-C5-N7	-5.82	108.47	110.80
1	A	1265	G	N1-C6-O6	5.82	123.39	119.90
1	A	374	A	C5-C6-N1	-5.81	114.79	117.70
1	A	227	G	C5-C6-N1	-5.81	108.59	111.50
1	A	394	G	N1-C2-N2	5.81	121.43	116.20
1	A	709	G	N1-C6-O6	5.81	123.39	119.90
1	A	835	U	O5'-P-OP2	5.81	117.67	110.70
1	A	1327	C	N1-C2-O2	-5.81	115.41	118.90
1	A	1496	C	C5'-C4'-C3'	-5.81	106.70	116.00
6	F	43	LEU	CB-CG-CD2	5.81	120.88	111.00
1	A	280	C	OP1-P-OP2	5.81	128.31	119.60
1	A	583	A	N9-C4-C5	-5.81	103.48	105.80
1	A	1131	G	C5-N7-C8	-5.81	101.40	104.30
1	A	51	A	C8-N9-C4	5.81	108.12	105.80
1	A	1099	G	N9-C4-C5	5.81	107.72	105.40
1	A	1359	C	C5-C4-N4	-5.81	116.14	120.20
1	A	458	C	N3-C4-N4	5.80	122.06	118.00
1	A	491	G	N7-C8-N9	-5.80	110.20	113.10
1	A	910	C	C5-C4-N4	-5.80	116.14	120.20
1	A	957	U	C5-C4-O4	5.80	129.38	125.90
1	A	1228	C	C6-N1-C2	5.80	122.62	120.30
1	A	939	G	OP2-P-O3'	5.80	117.97	105.20
1	A	533	A	C5-C6-N1	-5.80	114.80	117.70
1	A	919	A	C8-N9-C4	-5.80	103.48	105.80
1	A	968	A	C4-C5-C6	-5.80	114.10	117.00
1	A	1427	U	N3-C2-O2	-5.80	118.14	122.20
7	G	3	ARG	NE-CZ-NH2	-5.80	117.40	120.30
1	A	484	G	C4-C5-C6	5.80	122.28	118.80
1	A	1237	C	N3-C4-C5	-5.80	119.58	121.90
1	A	1226	C	C6-N1-C2	-5.80	117.98	120.30
1	A	255	G	N3-C2-N2	-5.80	115.84	119.90
1	A	258	G	C6-C5-N7	-5.80	126.92	130.40
1	A	480	U	O5'-P-OP1	-5.79	100.48	105.70
1	A	858	G	OP2-P-O3'	5.79	117.95	105.20
1	A	1510	U	N3-C4-O4	5.79	123.46	119.40
1	A	31	G	C4-C5-N7	-5.79	108.48	110.80
1	A	1321	C	OP2-P-O3'	5.79	117.95	105.20
1	A	1361	G	N1-C6-O6	-5.79	116.42	119.90

Continued on next page...

Continued from previous page...

Mol	Chain	Res	Type	Atoms	Z	Observed(°)	Ideal(°)
1	A	1460	A	C6-N1-C2	-5.79	115.12	118.60
1	A	329	A	N9-C4-C5	-5.79	103.48	105.80
1	A	523	A	N3-C4-N9	-5.79	122.77	127.40
1	A	1336	C	N1-C2-O2	5.79	122.38	118.90
19	S	6	LYS	N-CA-C	5.79	126.63	111.00
1	A	262	A	C5-C6-N6	5.79	128.33	123.70
1	A	894	G	N3-C4-C5	5.79	131.49	128.60
1	A	1176	A	OP2-P-O3'	5.79	117.94	105.20
1	A	1514	C	OP2-P-O3'	5.79	117.94	105.20
5	E	60	TYR	CA-CB-CG	5.79	124.40	113.40
1	A	29	G	C6-N1-C2	5.79	128.57	125.10
1	A	50	A	N9-C4-C5	5.79	108.11	105.80
1	A	394	G	N3-C2-N2	-5.79	115.85	119.90
1	A	55	A	C4-C5-N7	-5.78	107.81	110.70
1	A	134	A	OP2-P-O3'	5.78	117.92	105.20
1	A	823	G	O5'-P-OP1	5.78	117.64	110.70
1	A	394	G	C4-N9-C1'	-5.78	118.98	126.50
1	A	1299	A	C5-C6-N1	-5.78	114.81	117.70
1	A	1513	A	C8-N9-C4	5.78	108.11	105.80
1	A	130	A	O4'-C1'-N9	-5.78	103.58	108.20
1	A	687	A	P-O3'-C3'	5.78	126.64	119.70
8	H	119	LEU	CB-CG-CD2	-5.78	101.18	111.00
1	A	304	U	N3-C4-C5	5.78	118.06	114.60
1	A	664	G	N7-C8-N9	-5.78	110.21	113.10
1	A	1104	G	C8-N9-C4	-5.78	104.09	106.40
1	A	1388	C	C5-C4-N4	-5.78	116.16	120.20
1	A	21	G	C8-N9-C1'	-5.77	119.49	127.00
1	A	351	G	C6-C5-N7	5.77	133.86	130.40
1	A	248	C	N3-C4-N4	-5.77	113.96	118.00
1	A	300	A	N3-C4-N9	-5.77	122.78	127.40
1	A	833	U	N1-C2-N3	5.77	118.36	114.90
1	A	1188	A	C5-C6-N1	-5.77	114.81	117.70
1	A	1237	C	C2-N3-C4	-5.77	117.01	119.90
1	A	1377	A	C6-N1-C2	5.77	122.06	118.60
1	A	1452	C	C2-N1-C1'	5.77	125.15	118.80
1	A	1517	G	C4-C5-N7	-5.77	108.49	110.80
1	A	402	G	C2-N3-C4	-5.77	109.01	111.90
1	A	61	G	C6-C5-N7	-5.77	126.94	130.40
1	A	432	A	C8-N9-C4	5.77	108.11	105.80
1	A	901	A	OP1-P-O3'	-5.77	92.51	105.20
1	A	1511	G	C4-N9-C1'	5.77	134.00	126.50
1	A	60	A	OP2-P-O3'	-5.77	92.51	105.20

Continued on next page...

Continued from previous page...

Mol	Chain	Res	Type	Atoms	Z	Observed(°)	Ideal(°)
1	A	307	C	C6-N1-C2	5.77	122.61	120.30
1	A	740	U	N3-C4-C5	-5.77	111.14	114.60
1	A	815	A	O5'-P-OP2	5.77	117.62	110.70
1	A	866	C	C6-N1-C2	-5.77	117.99	120.30
1	A	1343	G	N3-C4-C5	5.77	131.48	128.60
1	A	1383	C	C2-N3-C4	5.77	122.78	119.90
1	A	1430	C	C6-N1-C2	5.77	122.61	120.30
1	A	246	A	C5-C6-N6	-5.77	119.09	123.70
1	A	509	A	C2'-C3'-O3'	5.77	122.93	113.70
1	A	663	A	C5-C6-N1	-5.77	114.82	117.70
1	A	95	U	C5-C4-O4	5.76	129.36	125.90
1	A	908	A	N3-C4-N9	-5.76	122.79	127.40
1	A	1485	U	OP1-P-OP2	5.76	128.25	119.60
1	A	786	G	OP1-P-OP2	5.76	128.24	119.60
1	A	521	G	C8-N9-C4	5.76	108.70	106.40
1	A	804	U	N3-C4-O4	-5.76	115.37	119.40
1	A	899	C	C2-N3-C4	5.76	122.78	119.90
1	A	1281	U	N3-C4-O4	5.76	123.43	119.40
1	A	1446	A	N9-C4-C5	5.76	108.11	105.80
1	A	235	C	OP2-P-O3'	5.76	117.87	105.20
1	A	249	U	N3-C4-C5	-5.76	111.14	114.60
1	A	1129	C	C5-C6-N1	5.76	123.88	121.00
15	O	60	VAL	CB-CA-C	-5.76	100.46	111.40
1	A	262	A	N3-C4-N9	-5.76	122.79	127.40
1	A	672	U	OP1-P-OP2	5.76	128.24	119.60
1	A	944	G	C5-C6-N1	-5.76	108.62	111.50
1	A	387	U	C4-C5-C6	5.76	123.15	119.70
1	A	916	G	C5-C6-N1	5.76	114.38	111.50
1	A	1487	G	C2-N3-C4	5.76	114.78	111.90
1	A	775	G	O5'-P-OP2	-5.75	100.52	105.70
1	A	1065	U	P-O3'-C3'	5.75	126.61	119.70
1	A	1383	C	C5-C4-N4	-5.75	116.17	120.20
1	A	232	G	C6-N1-C2	5.75	128.55	125.10
1	A	408	A	N7-C8-N9	5.75	116.67	113.80
1	A	1157	A	N9-C4-C5	5.75	108.10	105.80
1	A	1216	G	N1-C6-O6	5.75	123.35	119.90
1	A	1516	G	O5'-P-OP1	5.75	117.60	110.70
1	A	161	A	N1-C2-N3	5.75	132.18	129.30
1	A	363	A	N7-C8-N9	5.75	116.67	113.80
1	A	858	G	C4-C5-C6	5.75	122.25	118.80
1	A	1196	U	N1-C2-N3	-5.75	111.45	114.90
1	A	22	G	C5-C6-N1	-5.75	108.63	111.50

Continued on next page...

Continued from previous page...

Mol	Chain	Res	Type	Atoms	Z	Observed(°)	Ideal(°)
1	A	277	C	OP1-P-OP2	5.75	128.22	119.60
1	A	900	A	C8-N9-C4	-5.75	103.50	105.80
1	A	917	G	C8-N9-C1'	-5.75	119.53	127.00
1	A	1062	U	N3-C4-C5	-5.75	111.15	114.60
1	A	1100	C	O5'-P-OP1	-5.75	100.53	105.70
8	H	2	LEU	CA-CB-CG	5.75	128.51	115.30
1	A	927	G	C8-N9-C4	-5.74	104.10	106.40
1	A	1182	G	N3-C2-N2	5.74	123.92	119.90
1	A	1191	A	N9-C4-C5	-5.74	103.50	105.80
1	A	1492	A	N1-C6-N6	-5.74	115.15	118.60
1	A	51	A	C5-C6-N1	5.74	120.57	117.70
1	A	864	A	N3-C4-N9	-5.74	122.81	127.40
1	A	869	G	C4-C5-N7	5.74	113.10	110.80
1	A	1322	C	OP1-P-O3'	5.74	117.83	105.20
1	A	323	U	N1-C2-O2	-5.74	118.78	122.80
1	A	396	G	C6-C5-N7	-5.74	126.96	130.40
1	A	579	G	N1-C2-N3	5.74	127.34	123.90
1	A	33	A	N9-C4-C5	-5.74	103.50	105.80
1	A	81	U	N3-C2-O2	5.74	126.22	122.20
1	A	654	G	N1-C2-N3	5.74	127.34	123.90
1	A	994	A	C4-C5-N7	5.74	113.57	110.70
1	A	829	G	N3-C4-C5	5.74	131.47	128.60
1	A	1326	C	N3-C4-N4	5.74	122.02	118.00
1	A	1446	A	C6-C5-N7	5.74	136.32	132.30
1	A	739	C	C4-C5-C6	5.74	120.27	117.40
1	A	919	A	O5'-P-OP2	-5.74	100.54	105.70
1	A	1030	C	C6-N1-C2	-5.74	118.01	120.30
1	A	1339	A	C5-C6-N1	5.74	120.57	117.70
1	A	1501	C	C6-N1-C2	5.74	122.59	120.30
1	A	487	A	O5'-P-OP2	-5.73	100.54	105.70
1	A	807	A	N1-C6-N6	5.73	122.04	118.60
1	A	1095	U	OP1-P-OP2	-5.73	111.00	119.60
1	A	1190	G	OP2-P-O3'	5.73	117.82	105.20
1	A	194	C	N1-C2-O2	5.73	122.34	118.90
1	A	817	C	N3-C4-C5	-5.73	119.61	121.90
1	A	826	C	C6-N1-C2	-5.73	118.01	120.30
1	A	1460	A	N1-C2-N3	5.73	132.17	129.30
1	A	43	C	OP1-P-OP2	5.73	128.19	119.60
1	A	113	G	N3-C2-N2	-5.73	115.89	119.90
1	A	234	C	C2-N1-C1'	-5.73	112.50	118.80
1	A	444	C	N3-C4-C5	5.73	124.19	121.90
1	A	965	A	O5'-P-OP2	-5.73	100.54	105.70

Continued on next page...

Continued from previous page...

Mol	Chain	Res	Type	Atoms	Z	Observed(°)	Ideal(°)
1	A	1376	U	N3-C2-O2	-5.73	118.19	122.20
1	A	1425	U	O4'-C1'-N1	5.73	112.78	108.20
1	A	1469	G	C2-N3-C4	-5.73	109.03	111.90
1	A	165	C	N3-C2-O2	5.73	125.91	121.90
1	A	21	G	N3-C4-C5	-5.73	125.74	128.60
1	A	324	G	C8-N9-C4	-5.73	104.11	106.40
1	A	446	G	N3-C2-N2	-5.73	115.89	119.90
1	A	521	G	O4'-C1'-N9	-5.73	103.62	108.20
1	A	666	G	N1-C6-O6	5.73	123.34	119.90
1	A	737	A	C2-N3-C4	-5.73	107.74	110.60
1	A	741	G	O5'-P-OP2	-5.73	100.54	105.70
1	A	1048	G	N1-C6-O6	-5.73	116.46	119.90
13	M	63	THR	N-CA-C	-5.73	95.54	111.00
1	A	75	G	C8-N9-C4	5.73	108.69	106.40
1	A	853	G	C2-N3-C4	5.73	114.76	111.90
1	A	1276	G	N3-C4-N9	-5.73	122.56	126.00
1	A	1331	G	C8-N9-C1'	5.73	134.44	127.00
1	A	1499	A	C2-N3-C4	-5.73	107.74	110.60
1	A	8	A	N1-C6-N6	-5.72	115.17	118.60
1	A	1050	G	N3-C2-N2	-5.72	115.89	119.90
1	A	127	G	C8-N9-C4	5.72	108.69	106.40
1	A	447	G	C6-C5-N7	-5.72	126.97	130.40
1	A	808	C	C5-C4-N4	-5.72	116.19	120.20
1	A	1148	U	C5-C6-N1	-5.72	119.84	122.70
1	A	1379	G	N3-C4-N9	-5.72	122.57	126.00
8	H	109	ILE	CB-CA-C	-5.72	100.16	111.60
1	A	1127	G	C4-C5-N7	5.72	113.09	110.80
1	A	1417	G	C4-C5-N7	5.72	113.09	110.80
1	A	116	A	OP1-P-O3'	5.72	117.78	105.20
1	A	190(G)	G	C6-C5-N7	-5.72	126.97	130.40
1	A	731	G	N3-C2-N2	-5.72	115.90	119.90
1	A	1165	C	C2-N3-C4	5.72	122.76	119.90
1	A	700	G	C6-C5-N7	-5.72	126.97	130.40
1	A	1331	G	O4'-C1'-N9	5.72	112.77	108.20
1	A	298	A	O5'-P-OP2	-5.72	100.55	105.70
1	A	681	C	C6-N1-C2	5.72	122.59	120.30
1	A	734	G	N7-C8-N9	5.72	115.96	113.10
1	A	742	G	C4-C5-N7	-5.72	108.51	110.80
1	A	743	U	C2-N1-C1'	-5.72	110.84	117.70
1	A	707	C	C4-C5-C6	5.71	120.26	117.40
1	A	730	G	C8-N9-C1'	-5.71	119.57	127.00
1	A	799	G	C8-N9-C4	5.71	108.69	106.40

Continued on next page...

Continued from previous page...

Mol	Chain	Res	Type	Atoms	Z	Observed(°)	Ideal(°)
1	A	1061	G	C4-C5-C6	5.71	122.23	118.80
1	A	1106	G	O5'-P-OP1	-5.71	100.56	105.70
1	A	276	G	C2-N3-C4	-5.71	109.04	111.90
1	A	487	A	C5-C6-N6	-5.71	119.13	123.70
1	A	1501	C	OP2-P-O3'	5.71	117.77	105.20
1	A	394	G	O4'-C1'-N9	5.71	112.77	108.20
14	N	41	ARG	NE-CZ-NH1	-5.71	117.44	120.30
1	A	73	C	C6-N1-C2	5.71	122.58	120.30
1	A	131	C	OP2-P-O3'	5.71	117.75	105.20
1	A	268	C	O5'-P-OP1	-5.71	100.56	105.70
1	A	536	C	OP1-P-O3'	-5.71	92.65	105.20
1	A	829	G	OP1-P-OP2	5.71	128.16	119.60
1	A	59	A	N1-C2-N3	-5.71	126.45	129.30
1	A	488	C	C5-C6-N1	5.71	123.85	121.00
1	A	531	U	O5'-P-OP2	5.70	117.54	110.70
1	A	692	U	C6-N1-C1'	-5.70	113.22	121.20
1	A	918	A	C5-C6-N6	-5.70	119.14	123.70
1	A	1094	G	N3-C4-C5	-5.70	125.75	128.60
1	A	1324	A	C8-N9-C4	-5.70	103.52	105.80
1	A	825	G	N3-C4-C5	5.70	131.45	128.60
1	A	255	G	C4-C5-N7	-5.70	108.52	110.80
1	A	489	C	OP2-P-O3'	5.70	117.74	105.20
1	A	716	A	N1-C2-N3	5.70	132.15	129.30
1	A	894	G	C5-C6-O6	-5.70	125.18	128.60
1	A	959	A	N1-C6-N6	5.70	122.02	118.60
1	A	1045	C	N3-C4-C5	5.70	124.18	121.90
1	A	1167	A	N3-C4-N9	-5.70	122.84	127.40
1	A	1229	A	N1-C2-N3	5.70	132.15	129.30
1	A	1321	C	N3-C2-O2	-5.70	117.91	121.90
1	A	1505	G	C2-N3-C4	5.70	114.75	111.90
16	P	74	LEU	CA-CB-CG	-5.70	102.19	115.30
1	A	726	C	N1-C2-N3	5.70	123.19	119.20
1	A	965	A	N3-C4-C5	5.70	130.79	126.80
1	A	1144	G	C5-C6-O6	-5.70	125.18	128.60
1	A	1463	C	O5'-P-OP2	-5.70	100.57	105.70
1	A	35	G	C5-N7-C8	5.70	107.15	104.30
1	A	443	C	C6-N1-C2	5.70	122.58	120.30
1	A	759	A	N9-C4-C5	5.70	108.08	105.80
1	A	883	C	P-O3'-C3'	5.70	126.53	119.70
1	A	1031	G	N3-C4-N9	5.70	129.42	126.00
1	A	1224	G	P-O3'-C3'	5.70	126.53	119.70
8	H	83	ILE	CG1-CB-CG2	-5.70	98.87	111.40

Continued on next page...

Continued from previous page...

Mol	Chain	Res	Type	Atoms	Z	Observed(°)	Ideal(°)
1	A	883	C	C6-N1-C2	-5.69	118.02	120.30
1	A	1241	G	C8-N9-C1'	-5.69	119.60	127.00
1	A	1525	G	N9-C1'-C2'	-5.69	105.74	112.00
1	A	65	U	OP1-P-O3'	5.69	117.72	105.20
1	A	242	C	N3-C4-N4	-5.69	114.02	118.00
1	A	360	A	C4-C5-N7	5.69	113.55	110.70
1	A	594	G	C8-N9-C1'	-5.69	119.60	127.00
1	A	871	U	N1-C2-O2	5.69	126.78	122.80
1	A	900	A	C5-N7-C8	-5.69	101.05	103.90
1	A	1397	C	C2-N1-C1'	5.69	125.06	118.80
1	A	176	C	OP2-P-O3'	5.69	117.72	105.20
1	A	1094	G	N1-C2-N2	-5.69	111.08	116.20
1	A	1228	C	C6-N1-C1'	-5.69	113.97	120.80
1	A	389	A	N3-C4-N9	5.69	131.95	127.40
1	A	425	G	N1-C6-O6	5.69	123.31	119.90
1	A	837	G	OP1-P-O3'	-5.69	92.69	105.20
1	A	1383	C	N1-C2-O2	5.69	122.31	118.90
1	A	1460	A	N9-C4-C5	-5.69	103.52	105.80
1	A	21	G	C2-N3-C4	5.69	114.74	111.90
1	A	438	G	OP2-P-O3'	5.69	117.71	105.20
1	A	579	G	C4-C5-N7	5.69	113.08	110.80
1	A	778	G	N7-C8-N9	-5.69	110.26	113.10
1	A	1449	C	C2-N3-C4	-5.69	117.06	119.90
1	A	902	G	C6-N1-C2	-5.69	121.69	125.10
1	A	583	A	C6-C5-N7	-5.68	128.32	132.30
1	A	680	C	C4-C5-C6	-5.68	114.56	117.40
2	B	44	LEU	CB-CG-CD1	5.68	120.66	111.00
1	A	266	G	OP2-P-O3'	5.68	117.70	105.20
1	A	387	U	N3-C4-C5	-5.68	111.19	114.60
1	A	573	A	N7-C8-N9	5.68	116.64	113.80
1	A	590	C	C5-C4-N4	-5.68	116.22	120.20
1	A	920	U	C6-N1-C2	5.68	124.41	121.00
1	A	1030(D)	A	O4'-C1'-N9	5.68	112.75	108.20
1	A	1235	U	C2-N3-C4	-5.68	123.59	127.00
17	Q	96	GLU	CB-CA-C	5.68	121.76	110.40
1	A	111	G	N1-C6-O6	5.68	123.31	119.90
1	A	1169	A	O5'-P-OP1	-5.68	100.59	105.70
1	A	11	G	OP1-P-O3'	5.68	117.70	105.20
1	A	409	G	C2-N3-C4	-5.68	109.06	111.90
1	A	627	G	C8-N9-C4	-5.68	104.13	106.40
1	A	676	A	C8-N9-C4	5.68	108.07	105.80
1	A	689	C	N3-C2-O2	5.68	125.88	121.90

Continued on next page...

Continued from previous page...

Mol	Chain	Res	Type	Atoms	Z	Observed(°)	Ideal(°)
1	A	429	U	OP1-P-OP2	-5.68	111.08	119.60
1	A	1131	G	C5-C6-O6	-5.68	125.19	128.60
6	F	82	ARG	NE-CZ-NH2	-5.68	117.46	120.30
1	A	322	C	C5-C6-N1	5.68	123.84	121.00
1	A	363	A	C8-N9-C4	-5.68	103.53	105.80
1	A	373	A	C2-N3-C4	-5.68	107.76	110.60
1	A	537	G	N1-C2-N2	-5.68	111.09	116.20
1	A	1013	G	N3-C4-C5	-5.68	125.76	128.60
1	A	114	U	N1-C2-N3	5.67	118.31	114.90
1	A	274	A	N7-C8-N9	-5.67	110.96	113.80
1	A	1103	C	OP2-P-O3'	5.67	117.68	105.20
1	A	1376	U	OP2-P-O3'	5.67	117.68	105.20
1	A	883	C	N1-C2-O2	-5.67	115.50	118.90
1	A	786	G	N1-C6-O6	5.67	123.30	119.90
1	A	827	U	N3-C4-O4	5.67	123.37	119.40
1	A	940	C	C6-N1-C2	5.67	122.57	120.30
1	A	1152	A	C4-C5-N7	-5.67	107.87	110.70
1	A	79	G	C4-N9-C1'	5.67	133.87	126.50
1	A	885	G	N1-C2-N3	5.67	127.30	123.90
1	A	1251	A	C5-C6-N1	-5.67	114.87	117.70
1	A	1281	U	C5-C6-N1	5.67	125.53	122.70
2	B	21	ARG	N-CA-C	5.67	126.30	111.00
1	A	849	C	N3-C4-N4	5.67	121.97	118.00
1	A	1100	C	C6-N1-C2	5.67	122.57	120.30
1	A	275	G	C8-N9-C1'	-5.66	119.64	127.00
1	A	623	C	N3-C2-O2	5.66	125.86	121.90
1	A	661	G	C5-C6-O6	5.66	132.00	128.60
1	A	698	G	C5-C6-O6	-5.66	125.20	128.60
1	A	1149	C	C6-N1-C2	5.66	122.56	120.30
1	A	1204	A	OP2-P-O3'	5.66	117.65	105.20
1	A	1363	A	C4-C5-C6	-5.66	114.17	117.00
1	A	328	C	OP1-P-O3'	5.66	117.65	105.20
1	A	170	U	N3-C4-O4	5.66	123.36	119.40
1	A	351	G	N7-C8-N9	-5.66	110.27	113.10
1	A	893	C	C4-C5-C6	-5.66	114.57	117.40
1	A	1055	A	OP1-P-O3'	5.66	117.64	105.20
1	A	1369	C	C2-N3-C4	-5.66	117.07	119.90
1	A	388	G	N9-C4-C5	-5.66	103.14	105.40
1	A	892	A	N1-C2-N3	5.66	132.13	129.30
1	A	1053	G	C8-N9-C1'	5.66	134.35	127.00
1	A	1133	G	C8-N9-C4	5.66	108.66	106.40
1	A	1222	G	N1-C2-N3	5.66	127.29	123.90

Continued on next page...

Continued from previous page...

Mol	Chain	Res	Type	Atoms	Z	Observed(°)	Ideal(°)
1	A	278	G	N3-C4-C5	-5.65	125.77	128.60
1	A	527	7MG	OP2-P-O3'	5.65	117.64	105.20
1	A	1224	G	C8-N9-C4	-5.65	104.14	106.40
1	A	1279	A	C5-N7-C8	-5.65	101.07	103.90
1	A	1337	G	C4-C5-C6	5.65	122.19	118.80
1	A	1403	C	C6-N1-C1'	-5.65	114.02	120.80
1	A	253	U	N1-C2-O2	-5.65	118.84	122.80
1	A	431	A	C6-N1-C2	-5.65	115.21	118.60
1	A	547	A	N7-C8-N9	5.65	116.63	113.80
1	A	783	C	C4-C5-C6	-5.65	114.58	117.40
1	A	933	G	N3-C4-N9	5.65	129.39	126.00
1	A	1413	A	N7-C8-N9	5.65	116.63	113.80
1	A	603	U	OP1-P-OP2	-5.65	111.13	119.60
1	A	377	G	C2-N3-C4	-5.65	109.08	111.90
1	A	649	G	N3-C4-N9	5.65	129.39	126.00
1	A	715	A	C2-N3-C4	-5.65	107.78	110.60
1	A	979	C	N3-C4-N4	5.65	121.95	118.00
1	A	1211	U	C6-N1-C1'	-5.65	113.29	121.20
1	A	1465	C	N3-C4-N4	5.65	121.95	118.00
1	A	1503	A	N9-C4-C5	5.64	108.06	105.80
1	A	150	C	C2-N3-C4	5.64	122.72	119.90
1	A	363	A	C5-C6-N1	-5.64	114.88	117.70
1	A	382	A	C4-C5-N7	-5.64	107.88	110.70
1	A	435	C	O5'-P-OP2	5.64	117.47	110.70
1	A	926	G	N9-C1'-C2'	-5.64	105.79	112.00
1	A	964	A	OP1-P-O3'	5.64	117.61	105.20
1	A	1494	G	C4-C5-C6	5.64	122.19	118.80
1	A	965	A	N7-C8-N9	-5.64	110.98	113.80
1	A	1124	G	O4'-C1'-N9	-5.64	103.69	108.20
1	A	66	G	C2-N3-C4	-5.64	109.08	111.90
1	A	176	C	C5-C4-N4	-5.64	116.25	120.20
1	A	397	A	C5-N7-C8	-5.64	101.08	103.90
1	A	722	A	C5-N7-C8	-5.64	101.08	103.90
1	A	815	A	N9-C4-C5	5.64	108.06	105.80
1	A	881	G	C4-C5-C6	5.64	122.18	118.80
1	A	945	G	O4'-C1'-N9	5.64	112.71	108.20
1	A	1058	G	N7-C8-N9	-5.64	110.28	113.10
1	A	700	G	C2-N3-C4	-5.64	109.08	111.90
1	A	529	G	C4-C5-N7	5.64	113.06	110.80
1	A	532	A	N7-C8-N9	5.64	116.62	113.80
1	A	618	C	O5'-P-OP2	-5.64	100.63	105.70
1	A	859	A	C6-C5-N7	-5.64	128.35	132.30

Continued on next page...

Continued from previous page...

Mol	Chain	Res	Type	Atoms	Z	Observed(°)	Ideal(°)
1	A	1187	G	C6-N1-C2	-5.64	121.72	125.10
1	A	1203	C	N1-C1'-C2'	-5.64	105.80	112.00
1	A	1274	G	C4-C5-N7	-5.64	108.55	110.80
4	D	22	LYS	CD-CE-NZ	5.64	124.66	111.70
1	A	184	G	C6-N1-C2	-5.63	121.72	125.10
1	A	344	A	O5'-P-OP2	-5.63	100.63	105.70
1	A	691	G	C4-C5-C6	5.63	122.18	118.80
1	A	784	C	N3-C2-O2	-5.63	117.96	121.90
1	A	1276	G	N3-C4-C5	5.63	131.42	128.60
1	A	1410	G	C5-C6-O6	-5.63	125.22	128.60
1	A	46	G	N9-C4-C5	5.63	107.65	105.40
1	A	644	G	C8-N9-C4	-5.63	104.15	106.40
1	A	850	U	O5'-P-OP1	-5.63	100.63	105.70
1	A	1076	C	N3-C4-C5	5.63	124.15	121.90
1	A	43	C	C2-N1-C1'	-5.63	112.61	118.80
1	A	239	U	O5'-P-OP2	-5.63	100.63	105.70
1	A	670	G	C8-N9-C1'	-5.63	119.68	127.00
1	A	906	G	C4-C5-C6	5.63	122.18	118.80
1	A	1471	G	N3-C4-N9	-5.63	122.62	126.00
1	A	1492	A	N3-C4-C5	-5.63	122.86	126.80
1	A	148	G	N1-C2-N3	5.63	127.28	123.90
1	A	423	G	N1-C6-O6	5.63	123.28	119.90
1	A	601	C	C2-N3-C4	-5.63	117.08	119.90
1	A	1438	G	N1-C2-N3	5.63	127.28	123.90
1	A	1517	G	C8-N9-C1'	-5.63	119.68	127.00
1	A	157	G	OP1-P-O3'	-5.63	92.82	105.20
1	A	525	C	C2-N1-C1'	-5.63	112.61	118.80
1	A	1339	A	C6-C5-N7	5.63	136.24	132.30
1	A	311	C	C5-C6-N1	-5.62	118.19	121.00
1	A	688	G	N3-C4-C5	-5.62	125.79	128.60
1	A	1194	U	OP1-P-OP2	5.62	128.04	119.60
1	A	1212	U	C2-N3-C4	5.62	130.38	127.00
1	A	415	A	C2-N3-C4	-5.62	107.79	110.60
1	A	610	G	N3-C2-N2	-5.62	115.96	119.90
1	A	881	G	N3-C4-N9	5.62	129.37	126.00
1	A	1166	G	C5-C6-O6	5.62	131.97	128.60
20	T	13	LEU	CB-CA-C	-5.62	99.52	110.20
1	A	21	G	C5-N7-C8	5.62	107.11	104.30
1	A	745	C	C5-C4-N4	5.62	124.14	120.20
1	A	765	G	N7-C8-N9	5.62	115.91	113.10
4	D	94	LEU	CA-CB-CG	-5.62	102.37	115.30
1	A	1018	C	C6-N1-C2	-5.62	118.05	120.30

Continued on next page...

Continued from previous page...

Mol	Chain	Res	Type	Atoms	Z	Observed(°)	Ideal(°)
1	A	780	A	C5-N7-C8	-5.62	101.09	103.90
1	A	981	U	C5-C6-N1	5.62	125.51	122.70
1	A	989	C	C5-C6-N1	5.62	123.81	121.00
1	A	1066	C	C2-N3-C4	5.62	122.71	119.90
1	A	1178	G	C5-C6-O6	5.62	131.97	128.60
1	A	1524	C	N1-C2-O2	-5.62	115.53	118.90
1	A	590	C	N3-C2-O2	-5.62	117.97	121.90
1	A	79	G	N3-C4-C5	5.62	131.41	128.60
1	A	513	C	C2-N3-C4	-5.62	117.09	119.90
1	A	796	C	C2-N1-C1'	5.62	124.98	118.80
1	A	1490	C	C4-C5-C6	-5.62	114.59	117.40
1	A	173	U	C5-C6-N1	5.61	125.51	122.70
1	A	553	A	C4-C5-C6	5.61	119.81	117.00
1	A	882	C	O5'-P-OP1	5.61	117.44	110.70
1	A	874	G	C5-N7-C8	5.61	107.11	104.30
3	C	196	LEU	CB-CG-CD1	-5.61	101.46	111.00
1	A	251	G	C8-N9-C1'	-5.61	119.71	127.00
1	A	681	C	N1-C2-N3	-5.61	115.27	119.20
1	A	975	A	C6-C5-N7	-5.61	128.37	132.30
1	A	124	G	O5'-P-OP2	5.61	117.43	110.70
19	S	5	LEU	N-CA-C	5.61	126.14	111.00
1	A	52	G	N3-C4-N9	-5.61	122.64	126.00
4	D	36	ARG	NE-CZ-NH2	-5.61	117.50	120.30
1	A	1431	C	N1-C2-O2	-5.61	115.54	118.90
1	A	43	C	N1-C2-O2	5.60	122.26	118.90
1	A	1117	G	C8-N9-C1'	-5.60	119.72	127.00
1	A	891	U	N3-C2-O2	5.60	126.12	122.20
1	A	955	U	N1-C2-O2	5.60	126.72	122.80
1	A	1128	C	O5'-P-OP1	5.60	117.42	110.70
1	A	1221	G	C8-N9-C1'	-5.60	119.72	127.00
4	D	36	ARG	N-CA-C	5.60	126.13	111.00
1	A	292	G	N1-C6-O6	5.60	123.26	119.90
1	A	924	C	N3-C4-N4	-5.60	114.08	118.00
1	A	396	G	N3-C4-C5	-5.60	125.80	128.60
1	A	508	C	C6-N1-C2	-5.60	118.06	120.30
1	A	1129	C	N3-C2-O2	-5.60	117.98	121.90
1	A	1370	G	N9-C4-C5	5.60	107.64	105.40
1	A	139	G	C6-N1-C2	-5.60	121.74	125.10
1	A	352	C	OP1-P-OP2	5.60	128.00	119.60
1	A	431	A	O5'-P-OP2	5.60	117.42	110.70
1	A	802	A	C4-C5-C6	5.60	119.80	117.00
16	P	6	LEU	CA-CB-CG	-5.60	102.42	115.30

Continued on next page...

Continued from previous page...

Mol	Chain	Res	Type	Atoms	Z	Observed(°)	Ideal(°)
1	A	664	G	C6-C5-N7	5.60	133.76	130.40
1	A	833	U	O5'-P-OP1	5.60	117.42	110.70
1	A	867	G	N1-C2-N2	5.59	121.23	116.20
1	A	101	A	C2-N3-C4	-5.59	107.80	110.60
1	A	1181	G	P-O3'-C3'	5.59	126.41	119.70
1	A	1442	G	C8-N9-C1'	-5.59	119.73	127.00
1	A	33	A	O5'-P-OP1	5.59	117.41	110.70
1	A	299	G	N1-C2-N3	5.59	127.25	123.90
1	A	915	A	N3-C4-N9	-5.59	122.93	127.40
1	A	998	G	C5-C6-N1	-5.59	108.70	111.50
1	A	1054	C	C6-N1-C2	-5.59	118.06	120.30
1	A	1248	A	C4-C5-N7	5.59	113.50	110.70
1	A	1530	G	C2-N3-C4	5.59	114.70	111.90
1	A	355	C	C5-C6-N1	5.59	123.80	121.00
1	A	896	C	C5-C4-N4	-5.59	116.29	120.20
1	A	1269	A	C4-C5-C6	-5.59	114.20	117.00
1	A	1348	U	C2-N1-C1'	5.59	124.41	117.70
1	A	1231	G	N1-C2-N2	5.59	121.23	116.20
1	A	701	C	N1-C2-O2	-5.59	115.55	118.90
1	A	862	C	N3-C2-O2	5.59	125.81	121.90
1	A	1037	C	N3-C4-N4	5.59	121.91	118.00
1	A	1163	C	N3-C4-C5	-5.59	119.67	121.90
1	A	126	G	C5-C6-N1	-5.58	108.71	111.50
1	A	324	G	N3-C2-N2	-5.58	115.99	119.90
1	A	1276	G	C4-C5-C6	5.58	122.15	118.80
1	A	1290	G	N9-C4-C5	-5.58	103.17	105.40
1	A	59	A	C5-C6-N1	5.58	120.49	117.70
1	A	120	A	C8-N9-C4	-5.58	103.57	105.80
1	A	122	G	N3-C4-N9	5.58	129.35	126.00
1	A	620	C	O5'-P-OP1	5.58	117.40	110.70
1	A	636	U	C4-C5-C6	5.58	123.05	119.70
1	A	759	A	N1-C2-N3	5.58	132.09	129.30
1	A	1241	G	C5-C6-N1	-5.58	108.71	111.50
1	A	1524	C	OP1-P-O3'	-5.58	92.92	105.20
11	K	108	ILE	CB-CA-C	-5.58	100.44	111.60
1	A	154	C	N1-C2-O2	5.58	122.25	118.90
1	A	429	U	C5-C6-N1	-5.58	119.91	122.70
1	A	509	A	P-O3'-C3'	5.58	126.39	119.70
1	A	730	G	C4-N9-C1'	5.58	133.75	126.50
1	A	814	A	C5-N7-C8	-5.58	101.11	103.90
1	A	1258	G	N7-C8-N9	5.58	115.89	113.10
11	K	80	VAL	CB-CA-C	-5.58	100.80	111.40

Continued on next page...

Continued from previous page...

Mol	Chain	Res	Type	Atoms	Z	Observed(°)	Ideal(°)
1	A	432	A	C5-N7-C8	5.58	106.69	103.90
1	A	591	U	C5-C6-N1	-5.58	119.91	122.70
1	A	683	G	OP2-P-O3'	5.58	117.47	105.20
1	A	852	G	OP1-P-OP2	5.58	127.96	119.60
1	A	1127	G	C6-C5-N7	-5.58	127.06	130.40
18	R	68	LYS	CD-CE-NZ	5.58	124.53	111.70
1	A	883	C	N1-C2-N3	5.57	123.10	119.20
12	L	36	VAL	CG1-CB-CG2	5.57	119.81	110.90
1	A	39	G	N9-C1'-C2'	-5.57	105.87	112.00
1	A	198	G	O4'-C1'-N9	-5.57	103.74	108.20
1	A	247	G	OP1-P-OP2	-5.57	111.24	119.60
1	A	559	A	C8-N9-C4	-5.57	103.57	105.80
1	A	628	G	C5-C6-N1	5.57	114.28	111.50
1	A	1149	C	N3-C2-O2	5.57	125.80	121.90
1	A	1179	A	C5-C6-N6	5.57	128.16	123.70
11	K	48	ILE	CG1-CB-CG2	5.57	123.66	111.40
1	A	531	U	N1-C2-O2	-5.57	118.90	122.80
1	A	864	A	N9-C4-C5	5.57	108.03	105.80
1	A	1269	A	C5-C6-N1	5.57	120.48	117.70
5	E	16	THR	CA-CB-CG2	5.57	120.20	112.40
1	A	454	C	C6-N1-C2	5.57	122.53	120.30
1	A	785	G	N3-C4-C5	5.57	131.38	128.60
1	A	91	C	OP2-P-O3'	5.57	117.44	105.20
1	A	925	G	C5-C6-N1	-5.57	108.72	111.50
1	A	557	G	N3-C4-C5	-5.56	125.82	128.60
1	A	676	A	C5-C6-N1	5.56	120.48	117.70
1	A	792	A	N7-C8-N9	5.56	116.58	113.80
1	A	891	U	C5-C6-N1	-5.56	119.92	122.70
15	O	63	ARG	NE-CZ-NH1	-5.56	117.52	120.30
1	A	1076	C	C6-N1-C1'	-5.56	114.13	120.80
1	A	597	G	C6-C5-N7	-5.56	127.06	130.40
1	A	881	G	OP2-P-O3'	5.56	117.43	105.20
1	A	1275	A	N3-C4-C5	5.56	130.69	126.80
1	A	1290	G	C2-N3-C4	-5.56	109.12	111.90
1	A	509	A	C4-C5-C6	5.56	119.78	117.00
1	A	577	G	C5-N7-C8	-5.56	101.52	104.30
1	A	726	C	C4-C5-C6	5.56	120.18	117.40
1	A	786	G	C5-C6-O6	-5.56	125.27	128.60
1	A	1278	U	N3-C4-O4	5.56	123.29	119.40
1	A	96	G	N1-C6-O6	5.56	123.23	119.90
1	A	914	A	O5'-P-OP2	5.56	117.37	110.70
1	A	91	C	N3-C4-N4	5.55	121.89	118.00

Continued on next page...

Continued from previous page...

Mol	Chain	Res	Type	Atoms	Z	Observed(°)	Ideal(°)
1	A	167	G	C8-N9-C4	5.55	108.62	106.40
1	A	203	U	C6-N1-C2	-5.55	117.67	121.00
1	A	620	C	N1-C2-N3	-5.55	115.31	119.20
1	A	705	U	N3-C4-O4	-5.55	115.51	119.40
1	A	885	G	O5'-P-OP1	-5.55	100.70	105.70
1	A	1057	G	C4-C5-N7	-5.55	108.58	110.80
1	A	1127	G	C5-C6-N1	-5.55	108.72	111.50
1	A	1449	C	N1-C2-O2	-5.55	115.57	118.90
1	A	1471	G	OP2-P-O3'	5.55	117.42	105.20
9	I	100	GLY	N-CA-C	5.55	126.98	113.10
1	A	510	A	C5-C6-N6	5.55	128.14	123.70
1	A	622	A	C2-N3-C4	-5.55	107.82	110.60
1	A	1082	G	O5'-P-OP1	5.55	117.36	110.70
1	A	573	A	C4-C5-C6	5.55	119.78	117.00
1	A	131	C	C2-N3-C4	-5.55	117.12	119.90
1	A	657	G	N1-C2-N3	5.55	127.23	123.90
1	A	771	G	C2-N3-C4	-5.55	109.12	111.90
1	A	1201	A	N1-C2-N3	5.55	132.07	129.30
1	A	184	G	N1-C2-N2	-5.55	111.21	116.20
1	A	253	U	O5'-P-OP2	-5.55	100.71	105.70
1	A	1490	C	OP1-P-OP2	5.55	127.92	119.60
1	A	649	G	C5-C6-O6	-5.55	125.27	128.60
1	A	654	G	O5'-P-OP1	-5.55	100.71	105.70
1	A	903	G	C6-N1-C2	-5.55	121.77	125.10
1	A	1467	G	O5'-P-OP2	-5.55	100.71	105.70
1	A	142	G	N7-C8-N9	-5.54	110.33	113.10
1	A	1388	C	N3-C4-C5	5.54	124.12	121.90
1	A	56	U	N1-C2-O2	5.54	126.68	122.80
1	A	306	G	C8-N9-C1'	5.54	134.21	127.00
1	A	403	C	O5'-P-OP1	5.54	117.35	110.70
1	A	851	G	C2-N3-C4	-5.54	109.13	111.90
1	A	1116	C	N3-C4-N4	-5.54	114.12	118.00
1	A	343	U	N3-C4-O4	5.54	123.28	119.40
1	A	381	C	N1-C2-O2	5.54	122.22	118.90
1	A	536	C	OP2-P-O3'	5.54	117.39	105.20
1	A	562	C	C2-N1-C1'	5.54	124.89	118.80
1	A	854	G	C4-N9-C1'	5.54	133.70	126.50
1	A	1164	G	C8-N9-C4	5.54	108.62	106.40
1	A	708	C	N3-C4-N4	5.54	121.88	118.00
1	A	274	A	C8-N9-C4	5.54	108.02	105.80
1	A	566	G	N1-C6-O6	5.54	123.22	119.90
1	A	798	G	O5'-P-OP2	-5.54	100.71	105.70

Continued on next page...

Continued from previous page...

Mol	Chain	Res	Type	Atoms	Z	Observed(°)	Ideal(°)
1	A	802	A	C6-C5-N7	-5.54	128.42	132.30
1	A	1446	A	O5'-P-OP2	-5.54	100.72	105.70
1	A	93	G	C2-N3-C4	-5.54	109.13	111.90
1	A	307	C	O5'-P-OP2	-5.54	100.72	105.70
1	A	637	G	N9-C4-C5	-5.54	103.19	105.40
1	A	429	U	N1-C2-O2	-5.54	118.92	122.80
1	A	624	C	C5-C6-N1	-5.54	118.23	121.00
1	A	727	G	N1-C2-N3	5.54	127.22	123.90
1	A	1168	A	OP1-P-O3'	5.54	117.38	105.20
1	A	1214	C	N1-C2-N3	5.54	123.08	119.20
1	A	1520	G	C4-C5-N7	5.54	113.01	110.80
1	A	33	A	C5-C6-N1	5.53	120.47	117.70
1	A	188	C	C6-N1-C2	5.53	122.51	120.30
1	A	705	U	C5-C6-N1	-5.53	119.93	122.70
1	A	781	A	N3-C4-N9	-5.53	122.97	127.40
1	A	1095	U	N3-C4-C5	-5.53	111.28	114.60
5	E	86	ALA	N-CA-CB	-5.53	102.35	110.10
1	A	767	A	OP2-P-O3'	5.53	117.37	105.20
1	A	826	C	C4-C5-C6	-5.53	114.64	117.40
1	A	881	G	N9-C4-C5	-5.53	103.19	105.40
1	A	950	U	C5-C6-N1	-5.53	119.93	122.70
1	A	963	G	N1-C2-N2	-5.53	111.22	116.20
1	A	1190	G	N7-C8-N9	5.53	115.86	113.10
1	A	545	C	OP1-P-OP2	5.53	127.89	119.60
1	A	895	G	C6-C5-N7	-5.53	127.08	130.40
1	A	659	U	C4-C5-C6	5.53	123.02	119.70
1	A	676	A	OP1-P-O3'	5.53	117.36	105.20
1	A	748	C	C2-N1-C1'	5.53	124.88	118.80
1	A	254	G	N3-C4-C5	5.52	131.36	128.60
1	A	773	G	C4-N9-C1'	5.52	133.68	126.50
1	A	755	G	C4-N9-C1'	5.52	133.68	126.50
1	A	837	G	C4-C5-N7	5.52	113.01	110.80
1	A	1292	U	C5-C6-N1	-5.52	119.94	122.70
1	A	1379	G	OP2-P-O3'	5.52	117.35	105.20
1	A	229	U	O5'-P-OP2	-5.52	100.73	105.70
1	A	101	A	C5-N7-C8	-5.52	101.14	103.90
1	A	526	C	O5'-P-OP2	-5.52	100.73	105.70
1	A	623	C	O5'-P-OP1	5.52	117.32	110.70
1	A	681	C	N3-C4-N4	5.52	121.86	118.00
1	A	1304	G	C4-C5-C6	5.52	122.11	118.80
1	A	1306	A	C4-C5-N7	-5.52	107.94	110.70
1	A	1410	G	C8-N9-C4	5.52	108.61	106.40

Continued on next page...

Continued from previous page...

Mol	Chain	Res	Type	Atoms	Z	Observed(°)	Ideal(°)
1	A	832	C	OP2-P-O3'	5.52	117.34	105.20
1	A	1520	G	C5-C6-N1	5.52	114.26	111.50
1	A	403	C	N1-C2-O2	-5.52	115.59	118.90
1	A	659	U	C2-N1-C1'	5.52	124.32	117.70
1	A	255	G	OP2-P-O3'	5.51	117.33	105.20
1	A	916	G	N3-C4-C5	-5.51	125.84	128.60
1	A	1076	C	C2-N1-C1'	5.51	124.86	118.80
1	A	1507	A	OP1-P-O3'	5.51	117.33	105.20
1	A	729	A	C4-C5-C6	5.51	119.76	117.00
1	A	1360	A	OP2-P-O3'	5.51	117.33	105.20
1	A	274	A	C4-C5-C6	-5.51	114.24	117.00
1	A	302	G	N1-C6-O6	-5.51	116.59	119.90
1	A	372	C	O5'-P-OP1	5.51	117.31	110.70
1	A	1369	C	C4-C5-C6	5.51	120.16	117.40
1	A	37	U	N1-C2-N3	5.51	118.20	114.90
1	A	252	U	O5'-P-OP2	5.51	117.31	110.70
1	A	1119	C	C2-N3-C4	5.51	122.66	119.90
1	A	1521	G	C5-C6-N1	5.51	114.25	111.50
1	A	42	G	C8-N9-C4	-5.51	104.20	106.40
1	A	880	C	N3-C4-C5	5.51	124.10	121.90
1	A	1003	G	N3-C4-N9	5.51	129.31	126.00
1	A	1099	G	C5-N7-C8	-5.51	101.55	104.30
1	A	1327	C	C2-N1-C1'	-5.51	112.74	118.80
1	A	1486	G	C2-N3-C4	5.51	114.65	111.90
1	A	1500	A	OP1-P-OP2	5.51	127.86	119.60
1	A	545	C	N1-C2-N3	5.51	123.06	119.20
1	A	599	C	C6-N1-C2	5.51	122.50	120.30
1	A	673	G	N7-C8-N9	5.51	115.85	113.10
1	A	855	G	N3-C4-C5	5.51	131.35	128.60
12	L	25	PRO	CA-C-N	-5.50	105.09	117.20
1	A	190(C)	C	C5-C4-N4	5.50	124.05	120.20
1	A	762	C	C5-C4-N4	-5.50	116.35	120.20
1	A	1267	C	C5-C6-N1	5.50	123.75	121.00
1	A	223	U	C4-C5-C6	5.50	123.00	119.70
1	A	730	G	N3-C4-C5	-5.50	125.85	128.60
1	A	1151	A	O5'-P-OP1	-5.50	100.75	105.70
1	A	1184	G	C2-N3-C4	-5.50	109.15	111.90
1	A	1441	G	OP1-P-OP2	5.50	127.85	119.60
1	A	427	U	C5-C6-N1	-5.50	119.95	122.70
1	A	488	C	N1-C2-O2	-5.50	115.60	118.90
1	A	512	U	C2-N1-C1'	5.50	124.30	117.70
1	A	728	A	OP2-P-O3'	-5.50	93.10	105.20

Continued on next page...

Continued from previous page...

Mol	Chain	Res	Type	Atoms	Z	Observed(°)	Ideal(°)
1	A	1095	U	C6-N1-C2	-5.50	117.70	121.00
1	A	1282	C	OP1-P-OP2	-5.50	111.35	119.60
1	A	1387	G	C5-C6-N1	5.50	114.25	111.50
1	A	879	C	N3-C4-N4	5.50	121.85	118.00
2	B	71	VAL	CB-CA-C	-5.50	100.96	111.40
1	A	128	G	C5-C6-N1	-5.50	108.75	111.50
1	A	147	G	C6-C5-N7	-5.50	127.10	130.40
1	A	294	U	C4-C5-C6	5.50	123.00	119.70
1	A	39	G	OP1-P-OP2	5.49	127.84	119.60
1	A	257	G	C2-N3-C4	-5.49	109.15	111.90
1	A	684	A	C4-C5-N7	5.49	113.45	110.70
1	A	738	C	N1-C2-O2	5.49	122.20	118.90
1	A	850	U	N3-C4-C5	-5.49	111.30	114.60
1	A	1160	G	N3-C2-N2	5.49	123.75	119.90
1	A	1356	G	N1-C2-N3	5.49	127.20	123.90
1	A	1061	G	C8-N9-C1'	-5.49	119.86	127.00
1	A	1239	A	N9-C4-C5	-5.49	103.60	105.80
1	A	1470	G	C4-C5-N7	-5.49	108.60	110.80
1	A	226	G	C2-N3-C4	-5.49	109.16	111.90
1	A	370	C	C6-N1-C2	5.49	122.50	120.30
1	A	392	G	N1-C6-O6	5.49	123.19	119.90
1	A	555	C	N3-C4-C5	-5.49	119.70	121.90
3	C	27	LYS	CD-CE-NZ	5.49	124.33	111.70
1	A	724	G	N1-C6-O6	-5.49	116.61	119.90
1	A	732	C	N3-C2-O2	-5.49	118.06	121.90
1	A	749	C	C2-N3-C4	5.49	122.64	119.90
1	A	841	U	N3-C4-O4	5.49	123.24	119.40
1	A	850	U	N3-C4-O4	5.49	123.24	119.40
1	A	1032	G	O4'-C1'-N9	5.49	112.59	108.20
1	A	1090	U	N3-C2-O2	-5.49	118.36	122.20
1	A	1157	A	N1-C6-N6	-5.49	115.31	118.60
1	A	79	G	C5-N7-C8	-5.49	101.56	104.30
1	A	662	G	N9-C4-C5	-5.49	103.20	105.40
1	A	825	G	N1-C6-O6	5.49	123.19	119.90
1	A	1106	G	C5-C6-O6	-5.49	125.31	128.60
1	A	404	U	O5'-P-OP2	-5.49	100.76	105.70
1	A	780	A	N7-C8-N9	5.49	116.54	113.80
1	A	935	A	N9-C4-C5	-5.49	103.61	105.80
1	A	1048	G	OP2-P-O3'	5.49	117.27	105.20
1	A	1384	C	OP2-P-O3'	5.49	117.27	105.20
1	A	329	A	N1-C2-N3	-5.48	126.56	129.30
1	A	436	C	OP1-P-O3'	5.48	117.27	105.20

Continued on next page...

Continued from previous page...

Mol	Chain	Res	Type	Atoms	Z	Observed(°)	Ideal(°)
1	A	992	U	P-O3'-C3'	5.48	126.28	119.70
1	A	1060	C	C4-C5-C6	5.48	120.14	117.40
1	A	1394	A	C2-N3-C4	-5.48	107.86	110.60
1	A	188	C	O5'-P-OP2	-5.48	100.77	105.70
1	A	397	A	N1-C2-N3	5.48	132.04	129.30
1	A	1058	G	C6-C5-N7	-5.48	127.11	130.40
1	A	1102	A	N7-C8-N9	5.48	116.54	113.80
1	A	22	G	C8-N9-C1'	-5.48	119.88	127.00
1	A	190(G)	G	C4-C5-C6	5.48	122.09	118.80
1	A	841	U	C2-N3-C4	5.48	130.29	127.00
1	A	973	G	N9-C4-C5	5.48	107.59	105.40
1	A	1351	U	N1-C2-N3	5.48	118.19	114.90
17	Q	73	VAL	CB-CA-C	-5.48	100.99	111.40
1	A	1178	G	C8-N9-C4	-5.48	104.21	106.40
1	A	1452	C	C6-N1-C2	5.48	122.49	120.30
1	A	35	G	C5-C6-N1	-5.48	108.76	111.50
1	A	431	A	N1-C6-N6	-5.48	115.31	118.60
1	A	704	A	O4'-C1'-N9	-5.48	103.82	108.20
1	A	890	G	C4-C5-N7	-5.48	108.61	110.80
1	A	890	G	C5'-C4'-O4'	5.48	115.67	109.10
1	A	1143	G	C5-C6-N1	-5.48	108.76	111.50
1	A	1289	A	C8-N9-C1'	-5.48	117.84	127.70
1	A	1443	G	C2-N3-C4	-5.48	109.16	111.90
1	A	113	G	OP2-P-O3'	5.47	117.25	105.20
1	A	1429	C	C4-C5-C6	5.47	120.14	117.40
12	L	20	LYS	CD-CE-NZ	5.47	124.29	111.70
1	A	129(A)	G	C8-N9-C4	-5.47	104.21	106.40
1	A	886	G	C5-N7-C8	-5.47	101.56	104.30
1	A	1377	A	C8-N9-C4	5.47	107.99	105.80
1	A	1520	G	N9-C4-C5	-5.47	103.21	105.40
1	A	299	G	C4-C5-C6	5.47	122.08	118.80
1	A	548	G	N1-C6-O6	5.47	123.18	119.90
1	A	596	C	C4-C5-C6	5.47	120.14	117.40
1	A	1544	U	N3-C4-C5	-5.47	111.32	114.60
12	L	18	VAL	N-CA-C	5.47	125.77	111.00
1	A	7	G	C5-C6-O6	-5.47	125.32	128.60
1	A	168	G	C4-C5-C6	5.47	122.08	118.80
1	A	1395	C	N1-C2-O2	-5.47	115.62	118.90
1	A	1436	U	N3-C4-O4	5.47	123.23	119.40
1	A	595	G	N1-C2-N2	-5.47	111.28	116.20
1	A	604	G	C8-N9-C1'	5.47	134.11	127.00
1	A	739	C	N3-C4-N4	5.47	121.83	118.00

Continued on next page...

Continued from previous page...

Mol	Chain	Res	Type	Atoms	Z	Observed(°)	Ideal(°)
1	A	1541	PSU	OP2-P-O3'	5.47	117.23	105.20
1	A	615	C	N3-C2-O2	5.46	125.72	121.90
1	A	1360	A	N1-C6-N6	5.46	121.88	118.60
1	A	18	C	O5'-P-OP2	-5.46	100.78	105.70
1	A	35	G	N1-C6-O6	5.46	123.18	119.90
1	A	314	C	C5-C6-N1	-5.46	118.27	121.00
1	A	615	C	C5-C6-N1	5.46	123.73	121.00
1	A	1406	U	N1-C2-N3	5.46	118.18	114.90
1	A	41	G	N7-C8-N9	5.46	115.83	113.10
1	A	715	A	N9-C4-C5	5.46	107.98	105.80
1	A	899	C	C6-N1-C1'	5.46	127.35	120.80
1	A	921	U	C4-C5-C6	5.46	122.97	119.70
1	A	1073	U	N1-C2-N3	5.46	118.17	114.90
1	A	1424	C	C2-N1-C1'	-5.46	112.80	118.80
1	A	32	A	C4-N9-C1'	5.46	136.12	126.30
1	A	532	A	P-O3'-C3'	5.46	126.25	119.70
1	A	1455	G	N1-C2-N2	-5.46	111.29	116.20
1	A	691	G	N9-C4-C5	5.46	107.58	105.40
1	A	70	G	N3-C2-N2	-5.45	116.08	119.90
1	A	189	G	C8-N9-C1'	-5.45	119.91	127.00
1	A	225	C	C5-C6-N1	-5.45	118.27	121.00
1	A	317	G	N1-C6-O6	5.45	123.17	119.90
1	A	816	A	OP1-P-O3'	5.45	117.20	105.20
1	A	706	A	N1-C6-N6	5.45	121.87	118.60
1	A	305	G	O5'-P-OP2	-5.45	100.79	105.70
1	A	317	G	C6-N1-C2	-5.45	121.83	125.10
1	A	792	A	N3-C4-N9	-5.45	123.04	127.40
1	A	935	A	C4-N9-C1'	5.45	136.11	126.30
1	A	1243	C	C4-C5-C6	5.45	120.12	117.40
5	E	90	VAL	CB-CA-C	-5.45	101.04	111.40
1	A	28	G	N1-C2-N3	5.45	127.17	123.90
1	A	75	G	N1-C6-O6	5.45	123.17	119.90
1	A	228	A	C5-C6-N6	5.45	128.06	123.70
1	A	231	G	N1-C6-O6	5.45	123.17	119.90
1	A	363	A	C5-N7-C8	-5.45	101.17	103.90
1	A	457	C	O5'-P-OP1	5.45	117.24	110.70
1	A	911	U	O5'-P-OP1	5.45	117.24	110.70
1	A	1058	G	C4-C5-N7	5.45	112.98	110.80
1	A	1094	G	C8-N9-C4	5.45	108.58	106.40
1	A	1338	G	C5-C6-N1	5.45	114.22	111.50
1	A	448	A	C8-N9-C4	-5.45	103.62	105.80
1	A	537	G	N1-C2-N3	5.45	127.17	123.90

Continued on next page...

Continued from previous page...

Mol	Chain	Res	Type	Atoms	Z	Observed(°)	Ideal(°)
1	A	116	A	N9-C4-C5	-5.45	103.62	105.80
1	A	162	A	N1-C6-N6	-5.45	115.33	118.60
1	A	803	G	C6-C5-N7	5.45	133.67	130.40
1	A	895	G	C5-C6-O6	-5.45	125.33	128.60
1	A	975	A	N9-C1'-C2'	-5.45	106.01	112.00
1	A	1104	G	N7-C8-N9	5.45	115.82	113.10
1	A	1266	G	N3-C4-C5	5.45	131.32	128.60
12	L	58	VAL	CB-CA-C	-5.45	101.05	111.40
1	A	922	G	N1-C2-N2	5.44	121.10	116.20
1	A	1252	A	OP1-P-OP2	-5.44	111.43	119.60
1	A	538	G	N1-C6-O6	-5.44	116.63	119.90
1	A	679	C	OP1-P-O3'	-5.44	93.23	105.20
1	A	40	C	C6-N1-C2	5.44	122.48	120.30
1	A	124	G	N3-C2-N2	-5.44	116.09	119.90
1	A	329	A	C2-N3-C4	-5.44	107.88	110.60
1	A	435	C	N3-C4-N4	5.44	121.81	118.00
1	A	530	G	C4-C5-N7	5.44	112.98	110.80
1	A	973	G	N1-C6-O6	-5.44	116.64	119.90
1	A	304	U	N3-C4-O4	-5.44	115.59	119.40
1	A	1523	G	N9-C4-C5	5.44	107.58	105.40
1	A	545	C	N3-C2-O2	-5.44	118.09	121.90
1	A	978	A	N1-C6-N6	5.44	121.86	118.60
1	A	1151	A	N1-C6-N6	-5.44	115.34	118.60
1	A	67	C	C6-N1-C2	5.43	122.47	120.30
1	A	311	C	C6-N1-C2	5.43	122.47	120.30
1	A	530	G	C8-N9-C1'	-5.43	119.94	127.00
1	A	1361(A)	C	C2-N1-C1'	5.43	124.78	118.80
1	A	550	G	OP1-P-OP2	5.43	127.75	119.60
1	A	557	G	C5-N7-C8	5.43	107.02	104.30
1	A	652	U	O5'-P-OP1	-5.43	100.81	105.70
1	A	810	C	OP2-P-O3'	-5.43	93.25	105.20
1	A	973	G	C5-C6-N1	5.43	114.22	111.50
1	A	1375	A	C6-C5-N7	-5.43	128.50	132.30
1	A	356	A	N3-C4-N9	-5.43	123.06	127.40
1	A	1346	A	C4-C5-C6	-5.43	114.28	117.00
1	A	1432	G	OP1-P-OP2	5.43	127.74	119.60
1	A	39	G	C4-N9-C1'	-5.43	119.44	126.50
1	A	133	U	C4-C5-C6	5.43	122.96	119.70
1	A	135	C	OP1-P-OP2	-5.43	111.46	119.60
1	A	839	U	N1-C2-O2	5.43	126.60	122.80
1	A	131	C	C5-C6-N1	-5.43	118.29	121.00
1	A	373	A	OP2-P-O3'	-5.43	93.26	105.20

Continued on next page...

Continued from previous page...

Mol	Chain	Res	Type	Atoms	Z	Observed(°)	Ideal(°)
1	A	724	G	O4'-C1'-N9	5.43	112.54	108.20
1	A	743	U	C6-N1-C2	5.43	124.26	121.00
1	A	803	G	N1-C2-N3	5.43	127.16	123.90
1	A	53	A	C6-C5-N7	-5.42	128.50	132.30
1	A	255	G	C5-N7-C8	5.42	107.01	104.30
1	A	644	G	C5-C6-N1	5.42	114.21	111.50
1	A	1271	G	C8-N9-C4	5.42	108.57	106.40
1	A	1305	G	C5-C6-N1	-5.42	108.79	111.50
1	A	1319	A	N3-C4-C5	5.42	130.60	126.80
1	A	1399	C	C4-C5-C6	5.42	120.11	117.40
1	A	593	G	C2-N3-C4	-5.42	109.19	111.90
1	A	819	A	N3-C4-N9	-5.42	123.06	127.40
1	A	98	U	N3-C4-C5	5.42	117.85	114.60
1	A	257	G	OP2-P-O3'	5.42	117.12	105.20
1	A	489	C	OP1-P-O3'	-5.42	93.27	105.20
1	A	675	A	C4-C5-N7	5.42	113.41	110.70
1	A	1178	G	C2-N3-C4	5.42	114.61	111.90
1	A	712	A	C4-N9-C1'	5.42	136.06	126.30
1	A	818	G	C6-C5-N7	5.42	133.65	130.40
1	A	1195	C	OP1-P-OP2	5.42	127.73	119.60
1	A	190(F)	G	N3-C4-N9	-5.42	122.75	126.00
1	A	611	A	C2-N3-C4	-5.42	107.89	110.60
1	A	639	G	N3-C4-N9	-5.42	122.75	126.00
1	A	1513	A	OP2-P-O3'	5.42	117.12	105.20
9	I	109	VAL	CB-CA-C	-5.42	101.10	111.40
1	A	238	G	N1-C2-N3	5.42	127.15	123.90
1	A	909	A	OP1-P-O3'	-5.42	93.28	105.20
1	A	1057	G	N1-C2-N3	-5.42	120.65	123.90
1	A	1217	C	C2-N1-C1'	-5.42	112.84	118.80
1	A	1334	G	N3-C4-N9	5.42	129.25	126.00
1	A	1494	G	C4-N9-C1'	5.42	133.54	126.50
1	A	264	U	N3-C2-O2	-5.42	118.41	122.20
1	A	1087	G	C4-C5-N7	5.42	112.97	110.80
1	A	1307	U	C5-C6-N1	-5.42	119.99	122.70
1	A	916	G	OP1-P-OP2	5.41	127.72	119.60
1	A	1386	G	C4-C5-N7	-5.41	108.64	110.80
1	A	982	U	OP1-P-OP2	-5.41	111.48	119.60
1	A	1131	G	C5-C6-N1	-5.41	108.79	111.50
1	A	1227	A	O4'-C1'-N9	-5.41	103.87	108.20
1	A	1365	G	N1-C6-O6	-5.41	116.65	119.90
1	A	190(F)	G	OP2-P-O3'	5.41	117.10	105.20
1	A	1229	A	C8-N9-C4	5.41	107.96	105.80

Continued on next page...

Continued from previous page...

Mol	Chain	Res	Type	Atoms	Z	Observed(°)	Ideal(°)
1	A	283	C	OP1-P-OP2	-5.41	111.49	119.60
1	A	546	G	N3-C2-N2	-5.41	116.11	119.90
1	A	1336	C	C6-N1-C1'	-5.41	114.31	120.80
1	A	224	C	OP1-P-OP2	5.41	127.71	119.60
1	A	406	G	P-O3'-C3'	5.41	126.19	119.70
1	A	1158	C	N3-C4-N4	5.41	121.78	118.00
1	A	32	A	C6-C5-N7	-5.41	128.52	132.30
1	A	197	A	O4'-C1'-N9	-5.41	103.88	108.20
1	A	506	G	C8-N9-C1'	-5.41	119.97	127.00
1	A	626	U	C2-N3-C4	-5.41	123.76	127.00
1	A	897	C	N3-C4-N4	-5.41	114.22	118.00
1	A	14	U	N3-C2-O2	-5.40	118.42	122.20
1	A	834	C	C6-N1-C2	5.40	122.46	120.30
1	A	355	C	C6-N1-C2	-5.40	118.14	120.30
1	A	483	C	N3-C4-N4	-5.40	114.22	118.00
1	A	1364	U	C2-N1-C1'	-5.40	111.22	117.70
9	I	62	TYR	CB-CA-C	-5.40	99.60	110.40
13	M	111	LYS	CD-CE-NZ	5.40	124.12	111.70
1	A	112	G	C5-C6-N1	5.40	114.20	111.50
1	A	176	C	N3-C4-N4	5.40	121.78	118.00
1	A	480	U	N3-C4-C5	-5.40	111.36	114.60
1	A	973	G	C6-C5-N7	5.40	133.64	130.40
1	A	1166	G	C5-C6-N1	-5.40	108.80	111.50
1	A	1196	U	C4-C5-C6	-5.40	116.46	119.70
1	A	1286	A	OP2-P-O3'	5.40	117.08	105.20
1	A	382	A	N1-C2-N3	5.40	132.00	129.30
1	A	760	G	C8-N9-C1'	5.40	134.02	127.00
1	A	63	C	OP1-P-O3'	-5.40	93.33	105.20
1	A	198	G	N1-C2-N3	5.40	127.14	123.90
1	A	319	G	C5-C6-O6	-5.40	125.36	128.60
1	A	327	A	OP1-P-O3'	5.40	117.07	105.20
1	A	885	G	OP1-P-OP2	5.40	127.69	119.60
1	A	1305	G	C5-C6-O6	5.40	131.84	128.60
1	A	1370	G	C2-N3-C4	-5.40	109.20	111.90
12	L	26	ALA	N-CA-C	-5.40	96.42	111.00
1	A	177	C	N3-C2-O2	-5.40	118.12	121.90
1	A	229	U	O5'-P-OP1	5.40	117.18	110.70
1	A	296	U	C5-C6-N1	-5.39	120.00	122.70
1	A	490	G	N1-C2-N3	5.39	127.14	123.90
1	A	690	G	C5-C6-N1	-5.39	108.80	111.50
1	A	1119	C	N3-C4-C5	-5.39	119.74	121.90
1	A	73	C	O4'-C1'-N1	-5.39	103.89	108.20

Continued on next page...

Continued from previous page...

Mol	Chain	Res	Type	Atoms	Z	Observed(°)	Ideal(°)
1	A	618	C	OP2-P-O3'	5.39	117.06	105.20
1	A	623	C	C2-N1-C1'	-5.39	112.87	118.80
1	A	1258	G	C5-C6-O6	5.39	131.84	128.60
1	A	1302	U	C6-N1-C2	-5.39	117.77	121.00
1	A	22	G	C4-C5-C6	5.39	122.03	118.80
1	A	1279	A	C4-C5-N7	5.39	113.39	110.70
1	A	1353	G	C6-N1-C2	-5.39	121.86	125.10
1	A	5	U	C4-C5-C6	5.39	122.93	119.70
1	A	22	G	P-O3'-C3'	5.39	126.17	119.70
1	A	144	G	OP2-P-O3'	5.39	117.06	105.20
1	A	553	A	N1-C6-N6	5.39	121.83	118.60
1	A	716	A	OP2-P-O3'	5.39	117.06	105.20
1	A	333	G	C4-N9-C1'	5.39	133.50	126.50
1	A	678	U	N3-C2-O2	-5.39	118.43	122.20
1	A	1396	A	OP1-P-O3'	5.39	117.05	105.20
11	K	75	TYR	CB-CG-CD1	-5.39	117.77	121.00
17	Q	84	LEU	CA-CB-CG	-5.39	102.91	115.30
1	A	641	U	C5-C4-O4	-5.39	122.67	125.90
1	A	750	G	N3-C4-N9	5.39	129.23	126.00
1	A	975	A	C5-C6-N6	5.39	128.01	123.70
1	A	1033	G	N3-C4-C5	-5.39	125.91	128.60
1	A	1450	U	C5-C6-N1	-5.39	120.01	122.70
1	A	1487	G	N1-C2-N2	-5.39	111.35	116.20
1	A	30	U	N3-C4-O4	5.38	123.17	119.40
1	A	300	A	C2-N3-C4	-5.38	107.91	110.60
1	A	568	G	OP2-P-O3'	5.38	117.04	105.20
1	A	580	U	O4'-C1'-N1	5.38	112.50	108.20
1	A	708	C	O5'-P-OP1	5.38	117.16	110.70
1	A	935	A	C8-N9-C4	5.38	107.95	105.80
1	A	1175	G	C5-N7-C8	-5.38	101.61	104.30
1	A	1394	A	N1-C2-N3	5.38	131.99	129.30
1	A	1405	G	O5'-P-OP1	5.38	117.16	110.70
1	A	1486	G	N3-C4-N9	5.38	129.23	126.00
1	A	166	G	C8-N9-C4	5.38	108.55	106.40
1	A	194	C	OP1-P-OP2	-5.38	111.53	119.60
1	A	357	G	C5-N7-C8	5.38	106.99	104.30
1	A	309	G	C4-C5-C6	5.38	122.03	118.80
1	A	403	C	N1-C2-N3	5.37	122.96	119.20
1	A	1425	U	C6-N1-C1'	5.37	128.72	121.20
1	A	333	G	C5-N7-C8	5.37	106.99	104.30
1	A	1420	C	C2-N3-C4	5.37	122.59	119.90
1	A	1533	C	OP1-P-OP2	-5.37	111.54	119.60

Continued on next page...

Continued from previous page...

Mol	Chain	Res	Type	Atoms	Z	Observed(°)	Ideal(°)
5	E	53	LEU	CB-CG-CD1	-5.37	101.87	111.00
1	A	28	G	N3-C2-N2	-5.37	116.14	119.90
1	A	574	A	OP2-P-O3'	5.37	117.01	105.20
1	A	918	A	N1-C2-N3	5.37	131.99	129.30
1	A	1031	G	C2-N3-C4	5.37	114.58	111.90
1	A	1104	G	C2-N3-C4	-5.37	109.22	111.90
1	A	24	U	C5-C4-O4	-5.37	122.68	125.90
1	A	1187	G	N7-C8-N9	5.37	115.78	113.10
1	A	396	G	N7-C8-N9	5.37	115.78	113.10
1	A	422	C	N3-C2-O2	-5.37	118.14	121.90
1	A	1002	G	C8-N9-C4	-5.37	104.25	106.40
1	A	246	A	C6-N1-C2	-5.36	115.38	118.60
1	A	499	A	C2-N3-C4	5.36	113.28	110.60
1	A	627	G	OP2-P-O3'	5.36	117.00	105.20
1	A	883	C	OP1-P-O3'	-5.36	93.40	105.20
1	A	988	G	C4-C5-N7	-5.36	108.66	110.80
1	A	1290	G	C4-C5-N7	5.36	112.95	110.80
1	A	1533	C	C6-N1-C2	-5.36	118.16	120.30
1	A	167	G	N9-C1'-C2'	-5.36	106.10	112.00
1	A	319	G	C4-N9-C1'	5.36	133.47	126.50
1	A	1222	G	C5-N7-C8	5.36	106.98	104.30
1	A	173	U	C5-C4-O4	5.36	129.12	125.90
1	A	319	G	C4-C5-N7	5.36	112.94	110.80
1	A	752	G	C5-C6-N1	-5.36	108.82	111.50
1	A	770	C	OP2-P-O3'	5.36	116.99	105.20
1	A	816	A	C2-N3-C4	-5.36	107.92	110.60
1	A	1275	A	C8-N9-C4	5.36	107.94	105.80
1	A	668	G	N1-C2-N3	5.36	127.11	123.90
1	A	41	G	N1-C2-N3	5.36	127.11	123.90
1	A	793	U	C4-C5-C6	5.36	122.91	119.70
1	A	1281	U	OP2-P-O3'	5.36	116.99	105.20
1	A	1322	C	C5'-C4'-O4'	-5.36	102.67	109.10
1	A	130	A	OP2-P-O3'	5.36	116.98	105.20
1	A	263	A	C4-C5-C6	-5.36	114.32	117.00
1	A	653	A	OP1-P-OP2	-5.36	111.57	119.60
1	A	705	U	N3-C2-O2	-5.36	118.45	122.20
1	A	779	C	C2-N3-C4	-5.36	117.22	119.90
1	A	553	A	O5'-P-OP2	-5.35	100.88	105.70
1	A	943	U	N1-C2-N3	5.35	118.11	114.90
1	A	552	U	N3-C2-O2	5.35	125.95	122.20
4	D	2	GLY	N-CA-C	5.35	126.48	113.10
1	A	410	G	N9-C4-C5	5.35	107.54	105.40

Continued on next page...

Continued from previous page...

Mol	Chain	Res	Type	Atoms	Z	Observed(°)	Ideal(°)
1	A	790	A	C4-C5-C6	5.35	119.67	117.00
1	A	821	G	N9-C4-C5	-5.35	103.26	105.40
1	A	1521	G	OP2-P-O3'	5.35	116.97	105.20
1	A	703	G	C8-N9-C4	5.35	108.54	106.40
1	A	1280	A	C8-N9-C4	-5.35	103.66	105.80
1	A	1453	G	N3-C4-N9	5.35	129.21	126.00
1	A	1488	G	C5-N7-C8	5.35	106.97	104.30
1	A	808	C	N3-C2-O2	5.35	125.64	121.90
1	A	16	A	C4-C5-N7	-5.34	108.03	110.70
1	A	32	A	O4'-C1'-N9	-5.34	103.92	108.20
1	A	187	C	OP1-P-O3'	-5.34	93.44	105.20
1	A	423	G	C4-N9-C1'	5.34	133.45	126.50
1	A	415	A	N9-C4-C5	-5.34	103.66	105.80
1	A	1184	G	N1-C6-O6	5.34	123.11	119.90
1	A	134	A	N9-C4-C5	5.34	107.94	105.80
1	A	385	C	C4-C5-C6	-5.34	114.73	117.40
1	A	397	A	C6-C5-N7	-5.34	128.56	132.30
1	A	815	A	OP1-P-OP2	-5.34	111.59	119.60
1	A	1279	A	C5-C6-N6	-5.34	119.43	123.70
1	A	1311	G	C8-N9-C4	-5.34	104.26	106.40
1	A	778	G	C5-C6-O6	5.34	131.80	128.60
1	A	818	G	O5'-P-OP2	5.34	117.11	110.70
1	A	828	A	C2-N3-C4	-5.34	107.93	110.60
18	R	82	THR	N-CA-C	-5.34	96.58	111.00
1	A	282	A	N1-C6-N6	5.34	121.80	118.60
1	A	336	C	C5-C6-N1	-5.34	118.33	121.00
1	A	756	C	C5-C6-N1	5.34	123.67	121.00
1	A	830	G	OP2-P-O3'	5.34	116.94	105.20
1	A	287	U	OP2-P-O3'	5.34	116.94	105.20
1	A	694	A	N7-C8-N9	-5.34	111.13	113.80
1	A	1403	C	N3-C4-C5	-5.34	119.77	121.90
1	A	1466	C	C2-N3-C4	-5.34	117.23	119.90
1	A	514	C	C4-C5-C6	5.33	120.07	117.40
1	A	630	G	C6-C5-N7	5.33	133.60	130.40
1	A	653	A	N1-C6-N6	-5.33	115.40	118.60
1	A	259	G	N3-C4-C5	5.33	131.27	128.60
1	A	830	G	C4-C5-C6	-5.33	115.60	118.80
1	A	1464	G	N1-C6-O6	5.33	123.10	119.90
1	A	398	C	O5'-P-OP2	5.33	117.10	110.70
1	A	74	C	OP2-P-O3'	5.33	116.92	105.20
1	A	753	A	OP1-P-O3'	5.33	116.92	105.20
1	A	821	G	C8-N9-C4	5.33	108.53	106.40

Continued on next page...

Continued from previous page...

Mol	Chain	Res	Type	Atoms	Z	Observed(°)	Ideal(°)
1	A	445	G	C8-N9-C4	-5.33	104.27	106.40
1	A	12	U	N1-C2-N3	-5.33	111.70	114.90
1	A	764	C	C6-N1-C1'	-5.33	114.41	120.80
1	A	1349	A	N1-C6-N6	-5.33	115.40	118.60
1	A	1353	G	C5-C6-N1	5.33	114.16	111.50
1	A	1539	C	N1-C2-O2	5.33	122.10	118.90
2	B	205	ASP	CB-CG-OD1	5.33	123.09	118.30
1	A	222	U	OP1-P-OP2	5.32	127.59	119.60
1	A	330	C	P-O3'-C3'	-5.32	113.31	119.70
1	A	684	A	O5'-P-OP1	-5.32	100.91	105.70
1	A	1074	G	C8-N9-C1'	-5.32	120.08	127.00
1	A	732	C	N1-C2-O2	5.32	122.09	118.90
1	A	740	U	C4-C5-C6	5.32	122.89	119.70
1	A	830	G	N3-C2-N2	-5.32	116.17	119.90
1	A	145	G	N3-C2-N2	-5.32	116.17	119.90
1	A	204	U	C6-N1-C1'	-5.32	113.75	121.20
1	A	509	A	OP1-P-OP2	5.32	127.58	119.60
1	A	1222	G	N3-C4-N9	-5.32	122.81	126.00
1	A	1476	G	N1-C6-O6	5.32	123.09	119.90
1	A	219	C	C5-C6-N1	-5.32	118.34	121.00
1	A	271	C	N1-C2-N3	-5.32	115.48	119.20
1	A	626	U	C5-C6-N1	-5.32	120.04	122.70
1	A	825	G	C2-N3-C4	-5.32	109.24	111.90
1	A	34	C	OP1-P-OP2	5.32	127.58	119.60
1	A	551	U	C2-N3-C4	-5.32	123.81	127.00
1	A	1218	C	O4'-C1'-N1	5.32	112.45	108.20
1	A	1426	C	O5'-P-OP1	5.32	117.08	110.70
1	A	1452	C	N1-C2-N3	-5.32	115.48	119.20
1	A	1523	G	C6-C5-N7	-5.32	127.21	130.40
18	R	64	ARG	NE-CZ-NH2	-5.32	117.64	120.30
1	A	130	A	N1-C2-N3	5.32	131.96	129.30
1	A	458	C	C5-C6-N1	5.32	123.66	121.00
1	A	629	G	C8-N9-C4	-5.32	104.27	106.40
1	A	803	G	C5-C6-O6	5.32	131.79	128.60
1	A	1121	U	N3-C4-C5	5.32	117.79	114.60
1	A	1524	C	O4'-C1'-N1	-5.32	103.95	108.20
1	A	280	C	C4-C5-C6	5.31	120.06	117.40
1	A	838	G	OP2-P-O3'	5.31	116.89	105.20
1	A	1179	A	N3-C4-C5	5.31	130.52	126.80
1	A	520	A	P-O3'-C3'	-5.31	113.33	119.70
1	A	1150	U	C6-N1-C2	-5.31	117.81	121.00
1	A	1306	A	C5-C6-N6	5.31	127.95	123.70

Continued on next page...

Continued from previous page...

Mol	Chain	Res	Type	Atoms	Z	Observed(°)	Ideal(°)
1	A	249	U	C6-N1-C2	5.31	124.19	121.00
1	A	687	A	N3-C4-C5	-5.31	123.08	126.80
1	A	797	C	C5-C4-N4	-5.31	116.48	120.20
1	A	811	C	N3-C4-C5	5.31	124.02	121.90
1	A	1485	U	N1-C2-N3	5.31	118.08	114.90
1	A	399	G	C4-N9-C1'	-5.31	119.60	126.50
1	A	423	G	N3-C4-C5	-5.31	125.95	128.60
1	A	733	A	O4'-C1'-N9	5.31	112.45	108.20
1	A	1524	C	N3-C4-N4	5.31	121.72	118.00
1	A	1376	U	N3-C4-C5	-5.31	111.42	114.60
1	A	388	G	C8-N9-C4	5.30	108.52	106.40
1	A	1383	C	C6-N1-C1'	-5.30	114.43	120.80
14	N	27	CYS	CA-CB-SG	-5.30	104.45	114.00
1	A	339	C	C5-C4-N4	-5.30	116.49	120.20
1	A	350	G	N7-C8-N9	5.30	115.75	113.10
1	A	1357	A	OP2-P-O3'	5.30	116.87	105.20
1	A	89	C	C2-N3-C4	5.30	122.55	119.90
1	A	275	G	C4-C5-C6	5.30	121.98	118.80
1	A	307	C	C2-N3-C4	5.30	122.55	119.90
1	A	331	G	C4-N9-C1'	5.30	133.39	126.50
1	A	812	C	N3-C4-C5	-5.30	119.78	121.90
1	A	1031	G	N3-C4-C5	-5.30	125.95	128.60
1	A	1488	G	C8-N9-C4	5.30	108.52	106.40
1	A	1503	A	OP1-P-O3'	5.30	116.86	105.20
1	A	1515	C	C2-N1-C1'	-5.30	112.97	118.80
1	A	709	G	C8-N9-C4	-5.30	104.28	106.40
1	A	669	U	C2-N3-C4	5.30	130.18	127.00
1	A	944	G	C4-C5-C6	5.30	121.98	118.80
1	A	57	G	N1-C2-N3	5.30	127.08	123.90
1	A	773	G	N3-C4-N9	5.30	129.18	126.00
1	A	1359	C	N3-C4-C5	5.30	124.02	121.90
1	A	566	G	C6-C5-N7	-5.29	127.22	130.40
1	A	1542	U	C2-N3-C4	5.29	130.18	127.00
1	A	166	G	N1-C6-O6	5.29	123.08	119.90
1	A	256	U	N1-C2-O2	-5.29	119.09	122.80
1	A	418	C	C2-N3-C4	-5.29	117.25	119.90
1	A	719	C	C6-N1-C2	5.29	122.42	120.30
1	A	1083	U	C2-N1-C1'	-5.29	111.35	117.70
1	A	1276	G	N1-C2-N2	5.29	120.97	116.20
1	A	23	C	OP2-P-O3'	5.29	116.84	105.20
1	A	437	U	N1-C2-N3	5.29	118.08	114.90
1	A	739	C	P-O5'-C5'	-5.29	112.43	120.90

Continued on next page...

Continued from previous page...

Mol	Chain	Res	Type	Atoms	Z	Observed(°)	Ideal(°)
1	A	1096	C	OP2-P-O3'	5.29	116.84	105.20
11	K	25	TYR	CA-CB-CG	-5.29	103.34	113.40
1	A	331	G	C8-N9-C1'	-5.29	120.12	127.00
1	A	488	C	N3-C2-O2	5.29	125.60	121.90
1	A	976	G	C5-N7-C8	5.29	106.94	104.30
1	A	637	G	O4'-C1'-N9	-5.29	103.97	108.20
1	A	1495	U	N1-C2-O2	-5.29	119.10	122.80
1	A	1503	A	O4'-C1'-N9	5.29	112.43	108.20
1	A	331	G	OP1-P-OP2	-5.29	111.67	119.60
1	A	529	G	C4-C5-C6	5.29	121.97	118.80
1	A	1190	G	N3-C4-N9	-5.29	122.83	126.00
1	A	246	A	C5-C6-N1	5.29	120.34	117.70
1	A	633	G	N1-C6-O6	5.29	123.07	119.90
1	A	877	C	N3-C4-C5	5.29	124.01	121.90
1	A	1196	U	OP1-P-OP2	-5.29	111.67	119.60
1	A	637	G	OP2-P-O3'	5.28	116.82	105.20
1	A	650	G	N1-C2-N2	5.28	120.95	116.20
1	A	941	G	C5-C6-O6	-5.28	125.43	128.60
1	A	1019	C	C6-N1-C1'	-5.28	114.46	120.80
1	A	51	A	C6-N1-C2	-5.28	115.43	118.60
1	A	315	A	OP2-P-O3'	-5.28	93.58	105.20
1	A	1303	C	C5-C4-N4	5.28	123.90	120.20
1	A	352	C	OP1-P-O3'	5.28	116.82	105.20
1	A	589	C	O5'-P-OP2	-5.28	100.95	105.70
1	A	986	A	C2-N3-C4	-5.28	107.96	110.60
1	A	1075	C	C6-N1-C2	-5.28	118.19	120.30
1	A	1135	U	C5-C6-N1	5.28	125.34	122.70
1	A	416	G	OP2-P-O3'	5.28	116.81	105.20
1	A	773	G	N1-C6-O6	5.28	123.07	119.90
1	A	1241	G	C4-N9-C1'	5.28	133.36	126.50
1	A	117	G	N3-C4-N9	5.28	129.17	126.00
1	A	900	A	C6-N1-C2	-5.28	115.43	118.60
1	A	960	U	C6-N1-C2	-5.28	117.83	121.00
1	A	1152	A	C5-N7-C8	5.28	106.54	103.90
1	A	228	A	N1-C2-N3	5.28	131.94	129.30
1	A	322	C	OP1-P-O3'	-5.28	93.59	105.20
1	A	577	G	N3-C4-N9	-5.28	122.83	126.00
1	A	811	C	C4-C5-C6	5.28	120.04	117.40
1	A	870	U	N3-C2-O2	5.28	125.89	122.20
1	A	910	C	C2-N1-C1'	5.28	124.60	118.80
1	A	912	C	OP2-P-O3'	5.28	116.81	105.20
1	A	1077	G	C5-C6-O6	5.28	131.76	128.60

Continued on next page...

Continued from previous page...

Mol	Chain	Res	Type	Atoms	Z	Observed(°)	Ideal(°)
1	A	1405	G	O5'-P-OP2	-5.28	100.95	105.70
1	A	1474	G	N3-C4-N9	-5.28	122.83	126.00
9	I	96	LEU	CA-CB-CG	5.28	127.43	115.30
1	A	16	A	C5-C6-N6	5.27	127.92	123.70
1	A	172	A	C2-N3-C4	-5.27	107.96	110.60
1	A	1232	U	C5-C4-O4	-5.27	122.74	125.90
1	A	730	G	N9-C4-C5	5.27	107.51	105.40
1	A	1313	U	C5-C4-O4	-5.27	122.74	125.90
1	A	254	G	C4-C5-N7	5.27	112.91	110.80
1	A	394	G	C8-N9-C4	-5.27	104.29	106.40
1	A	905	U	N3-C4-O4	5.27	123.09	119.40
1	A	1090	U	N3-C4-C5	-5.27	111.44	114.60
1	A	1182	G	N1-C2-N2	-5.27	111.46	116.20
1	A	1214	C	C6-N1-C1'	5.27	127.12	120.80
11	K	117	ASN	N-CA-C	5.27	125.23	111.00
1	A	415	A	N3-C4-C5	5.27	130.49	126.80
1	A	1074	G	N9-C4-C5	-5.27	103.29	105.40
1	A	32	A	C5-N7-C8	-5.27	101.27	103.90
1	A	389	A	C4-C5-C6	5.27	119.63	117.00
1	A	835	U	C2-N1-C1'	5.27	124.02	117.70
1	A	408	A	C4-C5-C6	5.26	119.63	117.00
1	A	594	G	C8-N9-C4	5.26	108.51	106.40
1	A	638	G	O5'-P-OP2	-5.26	100.96	105.70
1	A	26	A	C4-C5-C6	5.26	119.63	117.00
1	A	43	C	OP2-P-O3'	5.26	116.78	105.20
1	A	408	A	OP1-P-O3'	-5.26	93.62	105.20
1	A	970	C	C5-C4-N4	-5.26	116.52	120.20
1	A	64	G	N1-C2-N2	-5.26	111.47	116.20
1	A	171	A	O4'-C1'-N9	-5.26	103.99	108.20
1	A	481	G	N1-C6-O6	5.26	123.06	119.90
1	A	619	U	C4-C5-C6	5.26	122.86	119.70
1	A	1082	G	C5-C6-O6	-5.26	125.44	128.60
1	A	1124	G	N7-C8-N9	5.26	115.73	113.10
1	A	1166	G	C4-N9-C1'	5.26	133.34	126.50
1	A	170	U	N3-C2-O2	5.26	125.88	122.20
1	A	241	C	C2-N1-C1'	-5.26	113.02	118.80
1	A	975	A	C8-N9-C4	-5.26	103.70	105.80
1	A	1335	C	N3-C4-C5	5.26	124.00	121.90
1	A	1341	U	C4-C5-C6	5.26	122.86	119.70
1	A	980	C	C5-C6-N1	5.26	123.63	121.00
1	A	576	G	N3-C4-N9	5.26	129.15	126.00
1	A	591	U	C4-C5-C6	5.26	122.85	119.70

Continued on next page...

Continued from previous page...

Mol	Chain	Res	Type	Atoms	Z	Observed(°)	Ideal(°)
1	A	733	A	C4-C5-C6	5.26	119.63	117.00
1	A	892	A	C8-N9-C4	-5.26	103.70	105.80
1	A	1211	U	C2-N1-C1'	5.26	124.01	117.70
1	A	1483	A	O4'-C1'-N9	5.26	112.40	108.20
1	A	103	C	C2-N1-C1'	5.25	124.58	118.80
1	A	697	U	O5'-P-OP2	-5.25	100.97	105.70
1	A	149	A	N7-C8-N9	-5.25	111.17	113.80
1	A	909	A	N3-C4-C5	-5.25	123.12	126.80
1	A	1136	U	O4'-C1'-N1	5.25	112.40	108.20
1	A	1173	G	C4-N9-C1'	-5.25	119.67	126.50
9	I	53	VAL	CB-CA-C	5.25	121.38	111.40
1	A	374	A	C2-N3-C4	-5.25	107.97	110.60
1	A	588	G	N1-C6-O6	5.25	123.05	119.90
1	A	601	C	OP1-P-OP2	-5.25	111.72	119.60
1	A	641	U	C4-C5-C6	5.25	122.85	119.70
1	A	755	G	C4-C5-N7	5.25	112.90	110.80
1	A	962	C	C2-N1-C1'	-5.25	113.02	118.80
1	A	982	U	C2-N1-C1'	5.25	124.00	117.70
1	A	1205	U	C6-N1-C2	5.25	124.15	121.00
1	A	603	U	O5'-P-OP1	5.25	117.00	110.70
1	A	1474	G	N3-C2-N2	-5.25	116.22	119.90
14	N	43	CYS	CA-CB-SG	-5.25	104.55	114.00
1	A	101	A	N9-C4-C5	5.25	107.90	105.80
1	A	230	G	N1-C2-N3	5.25	127.05	123.90
1	A	496	A	C8-N9-C4	5.25	107.90	105.80
1	A	685	G	N1-C2-N2	5.25	120.92	116.20
1	A	1077	G	C4-C5-N7	-5.25	108.70	110.80
1	A	1465	C	C2-N1-C1'	5.25	124.57	118.80
1	A	1514	C	C5-C6-N1	-5.25	118.38	121.00
1	A	342	C	N1-C2-N3	5.25	122.87	119.20
1	A	500	G	C4-N9-C1'	-5.25	119.68	126.50
1	A	539	A	C5-C6-N1	5.25	120.32	117.70
1	A	817	C	N1-C1'-C2'	5.25	120.82	114.00
1	A	760	G	C6-N1-C2	-5.25	121.95	125.10
1	A	1067	A	N7-C8-N9	5.25	116.42	113.80
1	A	332	G	OP1-P-OP2	5.24	127.46	119.60
1	A	557	G	C6-C5-N7	5.24	133.54	130.40
1	A	909	A	C5-C6-N6	-5.24	119.51	123.70
1	A	987	G	N3-C2-N2	-5.24	116.23	119.90
1	A	541	G	OP1-P-O3'	5.24	116.73	105.20
1	A	635	G	C6-N1-C2	5.24	128.24	125.10
1	A	854	G	C8-N9-C1'	-5.24	120.19	127.00

Continued on next page...

Continued from previous page...

Mol	Chain	Res	Type	Atoms	Z	Observed(°)	Ideal(°)
1	A	952	U	OP2-P-O3'	5.24	116.72	105.20
1	A	1379	G	C4-C5-N7	5.24	112.89	110.80
1	A	293	G	C8-N9-C4	5.24	108.50	106.40
1	A	1337	G	C8-N9-C4	-5.24	104.31	106.40
9	I	14	VAL	CB-CA-C	-5.24	101.45	111.40
1	A	13	U	OP1-P-OP2	-5.24	111.75	119.60
1	A	299	G	C8-N9-C1'	-5.24	120.19	127.00
1	A	305	G	C6-C5-N7	-5.24	127.26	130.40
1	A	720	C	O5'-P-OP2	-5.24	100.99	105.70
1	A	1311	G	N7-C8-N9	5.24	115.72	113.10
1	A	1338	G	C2-N3-C4	5.24	114.52	111.90
1	A	58	C	C5-C4-N4	-5.23	116.54	120.20
1	A	275	G	OP1-P-O3'	5.23	116.72	105.20
1	A	310	G	C2-N3-C4	5.23	114.52	111.90
1	A	357	G	C8-N9-C1'	-5.23	120.20	127.00
1	A	398	C	OP1-P-OP2	5.23	127.45	119.60
1	A	476	G	O5'-P-OP1	-5.23	100.99	105.70
1	A	536	C	C5-C6-N1	5.23	123.61	121.00
1	A	831	U	N1-C2-O2	-5.23	119.14	122.80
1	A	1003	G	C4-N9-C1'	5.23	133.30	126.50
1	A	1449	C	N3-C2-O2	5.23	125.56	121.90
1	A	970	C	C2-N1-C1'	5.23	124.55	118.80
1	A	790	A	C4-C5-N7	5.23	113.31	110.70
1	A	875	C	C4-C5-C6	5.23	120.01	117.40
1	A	1147	C	C5-C4-N4	5.23	123.86	120.20
1	A	1367	C	N3-C4-N4	5.23	121.66	118.00
3	C	83	ARG	NE-CZ-NH2	-5.23	117.69	120.30
1	A	365	U	OP1-P-O3'	5.23	116.70	105.20
1	A	1127	G	P-O3'-C3'	-5.23	113.43	119.70
1	A	145	G	N3-C4-C5	5.22	131.21	128.60
1	A	259	G	OP2-P-O3'	5.22	116.69	105.20
1	A	872	A	C6-N1-C2	5.22	121.73	118.60
1	A	1199	U	C5-C6-N1	-5.22	120.09	122.70
1	A	1356	G	C2-N3-C4	-5.22	109.29	111.90
1	A	1395	C	OP1-P-O3'	-5.22	93.71	105.20
1	A	745	C	C6-N1-C1'	5.22	127.06	120.80
1	A	975	A	N1-C6-N6	5.22	121.73	118.60
1	A	174	C	N1-C2-O2	-5.22	115.77	118.90
1	A	325	A	C4-C5-C6	-5.22	114.39	117.00
1	A	530	G	C6-N1-C2	5.22	128.23	125.10
1	A	684	A	C5-N7-C8	-5.22	101.29	103.90
1	A	824	C	N1-C2-O2	-5.22	115.77	118.90

Continued on next page...

Continued from previous page...

Mol	Chain	Res	Type	Atoms	Z	Observed(°)	Ideal(°)
1	A	960	U	C2-N1-C1'	5.22	123.96	117.70
1	A	962	C	C5-C6-N1	-5.22	118.39	121.00
1	A	1198	G	OP1-P-OP2	5.22	127.43	119.60
1	A	1297	C	OP2-P-O3'	5.22	116.68	105.20
1	A	1409	C	C6-N1-C1'	-5.22	114.54	120.80
1	A	33	A	C6-N1-C2	-5.22	115.47	118.60
1	A	69	G	C8-N9-C1'	5.22	133.78	127.00
1	A	132	C	C5-C4-N4	5.22	123.85	120.20
1	A	35	G	C4-C5-N7	-5.22	108.71	110.80
1	A	70	G	OP2-P-O3'	5.22	116.68	105.20
1	A	84	U	O5'-P-OP2	5.22	116.96	110.70
1	A	131	C	N1-C2-O2	-5.22	115.77	118.90
1	A	179	A	C2-N3-C4	-5.22	107.99	110.60
1	A	254	G	N3-C2-N2	-5.22	116.25	119.90
1	A	818	G	OP2-P-O3'	5.21	116.67	105.20
1	A	1094	G	O5'-P-OP1	-5.21	101.01	105.70
1	A	1289	A	C4-N9-C1'	5.21	135.68	126.30
1	A	105	G	N3-C4-C5	5.21	131.21	128.60
1	A	148	G	C2-N3-C4	-5.21	109.29	111.90
1	A	175	C	OP2-P-O3'	5.21	116.67	105.20
1	A	397	A	C6-N1-C2	-5.21	115.47	118.60
1	A	116	A	N3-C4-C5	5.21	130.45	126.80
1	A	223	U	C5-C4-O4	5.21	129.03	125.90
1	A	736	C	N1-C2-O2	5.21	122.03	118.90
1	A	1291	G	C8-N9-C4	5.21	108.48	106.40
1	A	1524	C	C5-C6-N1	5.21	123.61	121.00
1	A	790	A	C8-N9-C4	5.21	107.88	105.80
1	A	61	G	C8-N9-C4	5.21	108.48	106.40
1	A	535	A	OP2-P-O3'	5.21	116.66	105.20
1	A	687	A	C4-C5-N7	-5.21	108.10	110.70
1	A	814	A	OP1-P-O3'	5.21	116.66	105.20
1	A	1354	C	C2-N3-C4	5.21	122.50	119.90
1	A	1070	U	C2-N3-C4	-5.21	123.88	127.00
1	A	1506	U	C2-N1-C1'	5.21	123.95	117.70
9	I	61	ALA	N-CA-C	5.21	125.06	111.00
1	A	31	G	C5-C6-N1	-5.21	108.90	111.50
1	A	125	U	N3-C4-C5	-5.21	111.48	114.60
1	A	281	G	O4'-C1'-N9	5.21	112.36	108.20
1	A	653	A	O5'-P-OP2	5.21	116.95	110.70
1	A	819	A	O5'-P-OP2	-5.21	101.02	105.70
1	A	1096	C	C2-N3-C4	5.21	122.50	119.90
2	B	17	PHE	CB-CA-C	5.21	120.81	110.40

Continued on next page...

Continued from previous page...

Mol	Chain	Res	Type	Atoms	Z	Observed(°)	Ideal(°)
12	L	53	ARG	NE-CZ-NH2	-5.21	117.70	120.30
1	A	5	U	C6-N1-C2	5.20	124.12	121.00
1	A	376	G	N3-C4-C5	-5.20	126.00	128.60
1	A	1090	U	C6-N1-C2	-5.20	117.88	121.00
1	A	1137	C	O5'-P-OP1	-5.20	101.02	105.70
1	A	1168	A	C4-C5-N7	-5.20	108.10	110.70
1	A	1230	C	C5-C4-N4	-5.20	116.56	120.20
1	A	1309	G	N1-C6-O6	-5.20	116.78	119.90
1	A	1403	C	O4'-C1'-N1	-5.20	104.04	108.20
1	A	300	A	OP2-P-O3'	5.20	116.64	105.20
1	A	506	G	O4'-C1'-N9	-5.20	104.04	108.20
1	A	1080	A	OP1-P-O3'	5.20	116.64	105.20
3	C	172	ARG	NE-CZ-NH2	-5.20	117.70	120.30
7	G	115	ARG	NE-CZ-NH1	5.20	122.90	120.30
1	A	141	A	C5-N7-C8	-5.20	101.30	103.90
1	A	701	C	C5-C6-N1	-5.20	118.40	121.00
1	A	1368	G	C5-C6-N1	5.20	114.10	111.50
1	A	851	G	C8-N9-C1'	-5.20	120.25	127.00
1	A	1067	A	C4-C5-N7	-5.20	108.10	110.70
1	A	1160	G	N1-C2-N2	-5.20	111.52	116.20
1	A	1217	C	C6-N1-C1'	5.20	127.03	120.80
1	A	1509	C	OP2-P-O3'	5.20	116.63	105.20
15	O	48	LYS	CD-CE-NZ	5.20	123.65	111.70
1	A	449	C	OP1-P-OP2	5.19	127.39	119.60
1	A	494	G	O5'-P-OP1	-5.19	101.03	105.70
1	A	518	C	N3-C4-C5	5.19	123.98	121.90
1	A	757	U	C5-C4-O4	5.19	129.01	125.90
1	A	837	G	OP1-P-OP2	-5.19	111.81	119.60
1	A	859	A	C4-C5-C6	5.19	119.60	117.00
1	A	1280	A	C5-C6-N1	-5.19	115.10	117.70
1	A	1364	U	C2-N3-C4	-5.19	123.88	127.00
1	A	36	C	C4-C5-C6	5.19	120.00	117.40
1	A	452	A	N9-C4-C5	5.19	107.88	105.80
1	A	565	U	OP1-P-OP2	-5.19	111.81	119.60
1	A	708	C	C5-C4-N4	-5.19	116.57	120.20
1	A	907	A	C6-N1-C2	-5.19	115.48	118.60
1	A	1299	A	N9-C1'-C2'	5.19	120.75	114.00
1	A	1465	C	C5-C4-N4	-5.19	116.57	120.20
1	A	1515	C	N1-C2-N3	-5.19	115.57	119.20
1	A	22	G	C5-N7-C8	-5.19	101.70	104.30
1	A	217	C	C5-C6-N1	-5.19	118.41	121.00
1	A	521	G	OP2-P-O3'	5.19	116.62	105.20

Continued on next page...

Continued from previous page...

Mol	Chain	Res	Type	Atoms	Z	Observed(°)	Ideal(°)
1	A	31	G	OP1-P-OP2	5.19	127.38	119.60
1	A	1074	G	C4-N9-C1'	5.19	133.25	126.50
1	A	1386	G	C5-N7-C8	5.19	106.89	104.30
1	A	1415	G	C8-N9-C1'	-5.19	120.26	127.00
1	A	337	C	OP2-P-O3'	5.19	116.61	105.20
1	A	530	G	N3-C4-C5	5.19	131.19	128.60
1	A	745	C	C4-C5-C6	-5.19	114.81	117.40
4	D	68	TYR	CB-CG-CD2	-5.19	117.89	121.00
1	A	40	C	N1-C2-O2	-5.18	115.79	118.90
1	A	216	G	C8-N9-C4	5.18	108.47	106.40
1	A	998	G	C8-N9-C4	5.18	108.47	106.40
1	A	1070	U	N3-C4-C5	5.18	117.71	114.60
1	A	1082	G	C4-C5-C6	5.18	121.91	118.80
1	A	298	A	N9-C4-C5	5.18	107.87	105.80
1	A	881	G	C6-C5-N7	-5.18	127.29	130.40
1	A	886	G	N7-C8-N9	5.18	115.69	113.10
1	A	960	U	N3-C2-O2	-5.18	118.57	122.20
1	A	1020	U	N3-C4-O4	-5.18	115.77	119.40
1	A	1080	A	N9-C4-C5	5.18	107.87	105.80
1	A	477	G	O4'-C1'-N9	5.18	112.34	108.20
1	A	568	G	C4-C5-N7	-5.18	108.73	110.80
1	A	705	U	OP2-P-O3'	5.18	116.59	105.20
1	A	755	G	N3-C4-N9	5.18	129.11	126.00
1	A	768	A	C5-C6-N1	5.18	120.29	117.70
1	A	805	C	N1-C2-N3	-5.18	115.57	119.20
1	A	1181	G	N1-C2-N3	5.18	127.01	123.90
1	A	1372	U	N3-C4-O4	5.18	123.03	119.40
1	A	1543	C	OP2-P-O3'	5.18	116.59	105.20
19	S	80	TYR	N-CA-C	-5.18	97.01	111.00
1	A	1279	A	C8-N9-C4	-5.18	103.73	105.80
1	A	1333	A	N3-C4-C5	-5.18	123.17	126.80
1	A	550	G	C6-N1-C2	-5.18	121.99	125.10
1	A	691	G	O5'-P-OP1	-5.18	101.04	105.70
1	A	858	G	OP1-P-O3'	-5.18	93.81	105.20
1	A	983	A	N7-C8-N9	5.18	116.39	113.80
1	A	1099	G	C5-C6-N1	-5.18	108.91	111.50
1	A	1311	G	C2-N3-C4	-5.18	109.31	111.90
1	A	1392	G	N1-C6-O6	-5.18	116.79	119.90
1	A	1398	A	OP1-P-OP2	5.18	127.37	119.60
5	E	24	ARG	N-CA-C	-5.18	97.02	111.00
19	S	80	TYR	CG-CD1-CE1	5.18	125.44	121.30
1	A	281	G	O5'-P-OP1	-5.17	101.04	105.70

Continued on next page...

Continued from previous page...

Mol	Chain	Res	Type	Atoms	Z	Observed(°)	Ideal(°)
1	A	405	U	N1-C2-O2	-5.17	119.18	122.80
1	A	1080	A	C6-C5-N7	5.17	135.92	132.30
1	A	1261	A	C8-N9-C4	5.17	107.87	105.80
1	A	546	G	N1-C6-O6	-5.17	116.80	119.90
1	A	1392	G	C8-N9-C1'	-5.17	120.28	127.00
1	A	76	C	N1-C2-O2	-5.17	115.80	118.90
1	A	500	G	C6-C5-N7	-5.17	127.30	130.40
1	A	545	C	C2-N1-C1'	5.17	124.49	118.80
1	A	881	G	C4-N9-C1'	5.17	133.22	126.50
1	A	918	A	N3-C4-N9	5.17	131.54	127.40
1	A	1090	U	C4-C5-C6	5.17	122.80	119.70
1	A	1470	G	C5-C6-O6	5.17	131.70	128.60
1	A	347	G	C2-N3-C4	-5.17	109.31	111.90
1	A	1413	A	C4-N9-C1'	5.17	135.61	126.30
1	A	919	A	N9-C4-C5	5.17	107.87	105.80
1	A	983	A	C8-N9-C4	-5.17	103.73	105.80
1	A	984	C	C2-N3-C4	5.17	122.48	119.90
1	A	1064	G	N3-C4-C5	5.17	131.18	128.60
1	A	1127	G	N3-C4-N9	-5.17	122.90	126.00
1	A	1343	G	N3-C4-N9	-5.17	122.90	126.00
1	A	1443	G	N1-C6-O6	5.17	123.00	119.90
1	A	1499	A	N9-C4-C5	5.17	107.87	105.80
1	A	378	G	N1-C2-N2	5.17	120.85	116.20
1	A	545	C	C4-C5-C6	5.17	119.98	117.40
1	A	712	A	N3-C4-C5	-5.17	123.18	126.80
1	A	766	A	OP1-P-OP2	5.17	127.35	119.60
1	A	791	G	N1-C2-N3	5.17	127.00	123.90
1	A	849	C	C5-C4-N4	-5.17	116.58	120.20
1	A	1057	G	O5'-P-OP2	-5.17	101.05	105.70
1	A	1299	A	C5-N7-C8	-5.17	101.32	103.90
20	T	33	ILE	CG1-CB-CG2	5.17	122.76	111.40
1	A	616	G	C4-C5-C6	5.16	121.90	118.80
1	A	721	G	C6-C5-N7	-5.16	127.30	130.40
1	A	906	G	C5-C6-O6	-5.16	125.50	128.60
1	A	1220	G	C5-C6-N1	5.16	114.08	111.50
12	L	92	ASP	CB-CG-OD1	5.16	122.94	118.30
1	A	83	U	N1-C2-N3	-5.16	111.80	114.90
1	A	124	G	OP1-P-O3'	-5.16	93.85	105.20
1	A	497	A	C6-N1-C2	-5.16	115.50	118.60
1	A	517	G	C5-C6-O6	5.16	131.70	128.60
1	A	88	A	N1-C6-N6	5.16	121.69	118.60
1	A	707	C	O5'-P-OP1	5.16	116.89	110.70

Continued on next page...

Continued from previous page...

Mol	Chain	Res	Type	Atoms	Z	Observed(°)	Ideal(°)
1	A	1345	U	C5-C6-N1	-5.16	120.12	122.70
9	I	32	ASP	CB-CG-OD2	-5.16	113.66	118.30
1	A	555	C	N3-C4-N4	5.16	121.61	118.00
1	A	661	G	C2-N3-C4	-5.16	109.32	111.90
1	A	1376	U	C6-N1-C2	-5.16	117.91	121.00
1	A	42	G	O5'-P-OP1	-5.16	101.06	105.70
1	A	550	G	N7-C8-N9	-5.16	110.52	113.10
1	A	805	C	N3-C2-O2	5.16	125.51	121.90
1	A	884	U	C2-N3-C4	-5.16	123.91	127.00
1	A	1093	A	P-O3'-C3'	5.16	125.89	119.70
1	A	1251	A	N1-C2-N3	5.16	131.88	129.30
1	A	1531	A	N1-C6-N6	5.16	121.69	118.60
1	A	1408	A	C8-N9-C4	5.15	107.86	105.80
1	A	1543	C	C6-N1-C2	5.15	122.36	120.30
1	A	624	C	N3-C4-N4	5.15	121.61	118.00
1	A	1160	G	N9-C4-C5	-5.15	103.34	105.40
1	A	1215	G	C5-N7-C8	-5.15	101.72	104.30
1	A	1248	A	C5-N7-C8	-5.15	101.32	103.90
1	A	1291	G	N3-C4-C5	5.15	131.18	128.60
1	A	1479	C	C6-N1-C2	-5.15	118.24	120.30
3	C	2	GLY	N-CA-C	5.15	125.98	113.10
1	A	200	G	OP1-P-OP2	5.15	127.33	119.60
1	A	400	C	OP1-P-O3'	-5.15	93.87	105.20
1	A	525	C	C5-C6-N1	5.15	123.58	121.00
1	A	740	U	O4'-C1'-N1	5.15	112.32	108.20
15	O	57	LEU	CB-CG-CD1	-5.15	102.24	111.00
17	Q	4	LYS	CD-CE-NZ	5.15	123.55	111.70
1	A	363	A	OP1-P-OP2	-5.15	111.88	119.60
9	I	27	THR	CB-CA-C	-5.15	97.70	111.60
1	A	5	U	OP2-P-O3'	-5.15	93.88	105.20
1	A	457	C	C5-C6-N1	5.15	123.57	121.00
1	A	1066	C	C5-C6-N1	5.15	123.57	121.00
17	Q	38	ARG	NE-CZ-NH2	-5.15	117.73	120.30
1	A	150	C	OP2-P-O3'	5.14	116.52	105.20
1	A	625	G	C2-N3-C4	-5.14	109.33	111.90
1	A	633	G	N7-C8-N9	5.14	115.67	113.10
1	A	1505	G	N1-C2-N3	5.14	126.99	123.90
1	A	1517	G	OP1-P-OP2	5.14	127.32	119.60
8	H	102	ARG	NE-CZ-NH1	5.14	122.87	120.30
1	A	78	G	C8-N9-C4	-5.14	104.34	106.40
1	A	831	U	N3-C2-O2	5.14	125.80	122.20
1	A	927	G	C6-N1-C2	5.14	128.19	125.10

Continued on next page...

Continued from previous page...

Mol	Chain	Res	Type	Atoms	Z	Observed(°)	Ideal(°)
1	A	964	A	C4-C5-N7	-5.14	108.13	110.70
1	A	982	U	N1-C2-O2	5.14	126.40	122.80
1	A	1380	U	C5-C6-N1	-5.14	120.13	122.70
12	L	79	GLU	C-N-CA	-5.14	108.84	121.70
1	A	111	G	C8-N9-C1'	5.14	133.68	127.00
1	A	896	C	OP1-P-OP2	5.14	127.31	119.60
1	A	1069	C	O5'-P-OP1	5.14	116.87	110.70
1	A	39	G	C8-N9-C1'	5.14	133.68	127.00
1	A	791	G	OP1-P-O3'	-5.14	93.89	105.20
1	A	1024	G	C6-C5-N7	5.14	133.48	130.40
1	A	1258	G	N9-C4-C5	5.14	107.45	105.40
1	A	1386	G	N1-C6-O6	5.14	122.98	119.90
1	A	292	G	N7-C8-N9	5.14	115.67	113.10
1	A	307	C	C2-N1-C1'	5.14	124.45	118.80
1	A	404	U	O5'-P-OP1	5.14	116.86	110.70
1	A	108	G	C1'-O4'-C4'	-5.14	105.79	109.90
1	A	407	G	C8-N9-C4	-5.14	104.34	106.40
1	A	662	G	O4'-C1'-N9	-5.14	104.09	108.20
1	A	753	A	C2-N3-C4	5.14	113.17	110.60
1	A	775	G	OP1-P-O3'	5.14	116.50	105.20
1	A	21	G	C5-C6-N1	5.13	114.07	111.50
1	A	248	C	C2-N1-C1'	-5.13	113.15	118.80
1	A	529	G	N3-C2-N2	-5.13	116.31	119.90
1	A	1095	U	C4-C5-C6	5.13	122.78	119.70
2	B	18	GLY	N-CA-C	5.13	125.94	113.10
1	A	533	A	C8-N9-C4	-5.13	103.75	105.80
1	A	791	G	C8-N9-C4	5.13	108.45	106.40
1	A	81	U	OP1-P-OP2	-5.13	111.90	119.60
1	A	141	A	C2-N3-C4	-5.13	108.03	110.60
1	A	352	C	O3'-P-O5'	-5.13	94.25	104.00
1	A	813	U	N3-C4-C5	5.13	117.68	114.60
1	A	850	U	O5'-P-OP2	5.13	116.86	110.70
1	A	476	G	N1-C6-O6	5.13	122.98	119.90
1	A	365	U	C2-N1-C1'	5.13	123.85	117.70
1	A	1273	G	O5'-P-OP2	-5.13	101.08	105.70
1	A	1305	G	C4-C5-N7	-5.13	108.75	110.80
1	A	1384	C	C6-N1-C2	5.13	122.35	120.30
1	A	678	U	P-O3'-C3'	5.13	125.85	119.70
1	A	815	A	C8-N9-C4	-5.13	103.75	105.80
1	A	879	C	OP1-P-O3'	-5.13	93.92	105.20
1	A	1293	G	C5-C6-N1	5.13	114.06	111.50
1	A	558	G	N3-C4-C5	5.12	131.16	128.60

Continued on next page...

Continued from previous page...

Mol	Chain	Res	Type	Atoms	Z	Observed(°)	Ideal(°)
1	A	63	C	C5-C6-N1	-5.12	118.44	121.00
1	A	485	G	C4-N9-C1'	5.12	133.16	126.50
1	A	938	A	N9-C4-C5	5.12	107.85	105.80
1	A	957	U	C4-C5-C6	5.12	122.77	119.70
1	A	1159	U	N3-C4-O4	-5.12	115.81	119.40
1	A	42	G	N3-C2-N2	-5.12	116.31	119.90
1	A	990	C	C6-N1-C2	-5.12	118.25	120.30
4	D	202	LEU	CA-CB-CG	-5.12	103.52	115.30
1	A	1319	A	C8-N9-C4	5.12	107.85	105.80
1	A	429	U	C4-C5-C6	5.12	122.77	119.70
1	A	506	G	C4-C5-C6	5.12	121.87	118.80
1	A	542	G	C6-C5-N7	-5.12	127.33	130.40
1	A	682	G	N3-C4-C5	-5.12	126.04	128.60
1	A	329	A	C5-C6-N1	-5.12	115.14	117.70
1	A	601	C	N1-C2-O2	-5.12	115.83	118.90
1	A	973	G	C8-N9-C1'	5.12	133.65	127.00
10	J	96	ILE	CB-CA-C	-5.12	101.37	111.60
12	L	98	TYR	CE1-CZ-CE2	-5.12	111.61	119.80
1	A	194	C	N1-C2-N3	-5.12	115.62	119.20
1	A	323	U	OP1-P-O3'	5.12	116.45	105.20
1	A	1341	U	N3-C4-O4	-5.12	115.82	119.40
1	A	5	U	OP1-P-O3'	5.11	116.45	105.20
1	A	446	G	C5-N7-C8	-5.11	101.74	104.30
1	A	546	G	N3-C4-N9	-5.11	122.93	126.00
1	A	607	A	C2-N3-C4	-5.11	108.04	110.60
1	A	727	G	O5'-P-OP1	-5.11	101.10	105.70
1	A	1233	G	C5-N7-C8	-5.11	101.74	104.30
1	A	1401	G	N3-C4-N9	5.11	129.07	126.00
1	A	1523	G	OP2-P-O3'	5.11	116.45	105.20
1	A	612	C	C5-C6-N1	-5.11	118.44	121.00
1	A	1451	A	C4-N9-C1'	-5.11	117.10	126.30
1	A	1504	G	O4'-C1'-N9	-5.11	104.11	108.20
20	T	25	ARG	NE-CZ-NH2	-5.11	117.74	120.30
1	A	6	G	C5-N7-C8	-5.11	101.75	104.30
1	A	451	A	C4-C5-C6	5.11	119.56	117.00
1	A	944	G	N1-C2-N3	5.11	126.97	123.90
1	A	1368	G	C6-N1-C2	-5.11	122.03	125.10
1	A	901	A	N3-C4-N9	-5.11	123.31	127.40
1	A	1432	G	C2-N3-C4	-5.11	109.35	111.90
1	A	328	C	N1-C1'-C2'	5.11	120.64	114.00
1	A	722	A	C4-C5-N7	5.11	113.25	110.70
1	A	722	A	OP1-P-OP2	5.11	127.26	119.60

Continued on next page...

Continued from previous page...

Mol	Chain	Res	Type	Atoms	Z	Observed(°)	Ideal(°)
1	A	765	G	C8-N9-C4	-5.11	104.36	106.40
1	A	1045	C	C4-C5-C6	-5.11	114.85	117.40
1	A	1047	G	O4'-C1'-N9	-5.11	104.11	108.20
1	A	1306	A	N1-C6-N6	-5.11	115.54	118.60
21	U	3	LYS	CD-CE-NZ	5.11	123.45	111.70
1	A	651	C	O5'-P-OP1	-5.11	101.11	105.70
1	A	761	G	N7-C8-N9	5.11	115.65	113.10
1	A	860	A	N7-C8-N9	-5.11	111.25	113.80
1	A	866	C	C4-C5-C6	5.11	119.95	117.40
1	A	1284	C	C2-N1-C1'	-5.11	113.18	118.80
1	A	1352	C	N1-C2-O2	-5.11	115.84	118.90
2	B	39	ILE	CB-CA-C	-5.11	101.39	111.60
1	A	601	C	OP2-P-O3'	5.10	116.43	105.20
1	A	803	G	N3-C4-N9	-5.10	122.94	126.00
1	A	809	G	OP2-P-O3'	5.10	116.43	105.20
1	A	1341	U	C2-N1-C1'	-5.10	111.58	117.70
1	A	1388	C	N1-C2-O2	5.10	121.96	118.90
1	A	578	C	C2-N1-C1'	-5.10	113.19	118.80
1	A	853	G	N1-C6-O6	-5.10	116.84	119.90
1	A	864	A	C6-N1-C2	5.10	121.66	118.60
1	A	917	G	C5-C6-N1	5.10	114.05	111.50
1	A	1104	G	C5-N7-C8	-5.10	101.75	104.30
1	A	1137	C	N3-C4-N4	-5.10	114.43	118.00
1	A	1212	U	N3-C4-O4	5.10	122.97	119.40
1	A	1237	C	OP2-P-O3'	5.10	116.42	105.20
1	A	1343	G	N1-C6-O6	5.10	122.96	119.90
1	A	551	U	O5'-P-OP1	-5.10	101.11	105.70
1	A	869	G	C5-C6-O6	-5.10	125.54	128.60
1	A	330	C	N3-C4-N4	-5.10	114.43	118.00
1	A	462	G	OP1-P-O3'	-5.10	93.98	105.20
1	A	539	A	OP2-P-O3'	5.10	116.42	105.20
1	A	1265	G	N3-C4-N9	-5.10	122.94	126.00
1	A	65	U	OP1-P-OP2	5.10	127.25	119.60
1	A	388	G	OP1-P-OP2	-5.10	111.95	119.60
1	A	579	G	N3-C4-C5	-5.10	126.05	128.60
1	A	646	U	N1-C2-O2	-5.10	119.23	122.80
1	A	860	A	N1-C6-N6	5.10	121.66	118.60
1	A	1178	G	N1-C6-O6	-5.10	116.84	119.90
17	Q	63	ARG	NE-CZ-NH1	-5.10	117.75	120.30
1	A	199	G	N1-C2-N3	5.10	126.96	123.90
1	A	600	C	N1-C2-O2	-5.10	115.84	118.90
1	A	737	A	C5-N7-C8	-5.10	101.35	103.90

Continued on next page...

Continued from previous page...

Mol	Chain	Res	Type	Atoms	Z	Observed(°)	Ideal(°)
1	A	190(D)	U	C6-N1-C2	5.09	124.06	121.00
1	A	260	G	C8-N9-C1'	-5.09	120.38	127.00
1	A	406	G	C4-C5-N7	5.09	112.84	110.80
1	A	951	G	C8-N9-C4	5.09	108.44	106.40
1	A	1136	U	C6-N1-C2	-5.09	117.94	121.00
1	A	1351	U	C6-N1-C1'	5.09	128.33	121.20
1	A	55	A	C5-C6-N1	5.09	120.25	117.70
1	A	97	G	N1-C2-N2	-5.09	111.62	116.20
1	A	309	G	C5-C6-N1	-5.09	108.95	111.50
1	A	934	C	OP1-P-O3'	5.09	116.40	105.20
4	D	155	LEU	CA-CB-CG	5.09	127.01	115.30
1	A	280	C	O5'-P-OP2	-5.09	101.12	105.70
1	A	425	G	N9-C1'-C2'	-5.09	106.40	112.00
20	T	100	ILE	CB-CA-C	-5.09	101.42	111.60
1	A	45	U	C4-C5-C6	5.09	122.75	119.70
1	A	351	G	C5-N7-C8	5.09	106.84	104.30
1	A	688	G	C4-N9-C1'	5.09	133.11	126.50
1	A	116	A	O4'-C1'-N9	-5.08	104.13	108.20
1	A	577	G	N3-C4-C5	5.08	131.14	128.60
1	A	825	G	N3-C4-N9	-5.08	122.95	126.00
1	A	167	G	C5-C6-O6	-5.08	125.55	128.60
1	A	1162	C	C4-C5-C6	5.08	119.94	117.40
1	A	1311	G	C5-N7-C8	-5.08	101.76	104.30
1	A	89	C	N3-C4-N4	5.08	121.56	118.00
1	A	122	G	C8-N9-C1'	-5.08	120.39	127.00
1	A	328	C	C4-C5-C6	-5.08	114.86	117.40
1	A	711	G	C4-C5-C6	5.08	121.85	118.80
1	A	942	G	OP2-P-O3'	5.08	116.38	105.20
12	L	115	LYS	CD-CE-NZ	5.08	123.39	111.70
1	A	562	C	C5'-C4'-O4'	-5.08	103.00	109.10
1	A	1094	G	N9-C4-C5	-5.08	103.37	105.40
1	A	1321	C	C5-C4-N4	5.08	123.76	120.20
1	A	1350	A	C2-N3-C4	5.08	113.14	110.60
1	A	874	G	C4-C5-C6	5.08	121.85	118.80
1	A	928	G	N1-C2-N3	5.08	126.95	123.90
1	A	1066	C	C2-N1-C1'	5.08	124.39	118.80
1	A	1416	G	N1-C2-N2	-5.08	111.63	116.20
1	A	1467	G	C8-N9-C1'	-5.08	120.40	127.00
1	A	102	G	C5-C6-O6	-5.08	125.56	128.60
1	A	228	A	O5'-P-OP2	-5.08	101.13	105.70
1	A	703	G	N3-C4-C5	-5.08	126.06	128.60
1	A	922	G	C5-N7-C8	5.08	106.84	104.30

Continued on next page...

Continued from previous page...

Mol	Chain	Res	Type	Atoms	Z	Observed(°)	Ideal(°)
1	A	254	G	OP2-P-O3'	5.07	116.36	105.20
1	A	664	G	OP1-P-OP2	5.07	127.21	119.60
1	A	860	A	O5'-P-OP2	-5.07	101.13	105.70
1	A	954	G	C4-N9-C1'	-5.07	119.91	126.50
1	A	417	C	N3-C4-N4	5.07	121.55	118.00
1	A	838	G	C5-C6-N1	-5.07	108.96	111.50
1	A	850	U	N3-C2-O2	5.07	125.75	122.20
1	A	1460	A	C2-N3-C4	-5.07	108.06	110.60
1	A	44	G	C5-C6-O6	5.07	131.64	128.60
1	A	101	A	N1-C2-N3	5.07	131.84	129.30
1	A	1102	A	C4-C5-C6	5.07	119.53	117.00
1	A	1229	A	OP1-P-O3'	5.07	116.36	105.20
1	A	66	G	C4-C5-N7	5.07	112.83	110.80
1	A	74	C	N1-C2-O2	-5.07	115.86	118.90
1	A	196	A	C6-N1-C2	5.07	121.64	118.60
1	A	570	G	OP1-P-OP2	5.07	127.20	119.60
1	A	732	C	C6-N1-C2	-5.07	118.27	120.30
1	A	1492	A	N3-C4-N9	5.07	131.45	127.40
1	A	190	C	N3-C4-C5	-5.06	119.87	121.90
1	A	723	U	N1-C2-O2	5.06	126.34	122.80
1	A	772	U	C5-C4-O4	-5.06	122.86	125.90
9	I	59	PHE	N-CA-C	5.06	124.67	111.00
14	N	53	LEU	CB-CG-CD1	-5.06	102.39	111.00
1	A	235	C	C5-C6-N1	-5.06	118.47	121.00
1	A	869	G	C5-C6-N1	5.06	114.03	111.50
1	A	1368	G	C2-N3-C4	5.06	114.43	111.90
1	A	199	G	N9-C4-C5	-5.06	103.38	105.40
1	A	760	G	C5-N7-C8	5.06	106.83	104.30
1	A	1224	G	C2-N3-C4	5.06	114.43	111.90
1	A	279	A	C4-C5-C6	5.06	119.53	117.00
1	A	624	C	N1-C2-N3	-5.06	115.66	119.20
1	A	812	C	C2'-C3'-O3'	5.06	121.80	113.70
1	A	863	U	C2-N3-C4	-5.06	123.97	127.00
1	A	1180	A	N9-C4-C5	5.06	107.82	105.80
1	A	1184	G	N3-C4-N9	5.06	129.03	126.00
1	A	1206	G	N1-C2-N3	5.06	126.93	123.90
1	A	1262	C	C5-C6-N1	-5.06	118.47	121.00
1	A	404	U	N1-C2-N3	5.06	117.93	114.90
12	L	73	GLU	C-N-CA	-5.06	111.68	122.30
1	A	257	G	C5-C6-O6	5.05	131.63	128.60
1	A	645	C	N3-C4-C5	5.05	123.92	121.90
1	A	728	A	N7-C8-N9	5.05	116.33	113.80

Continued on next page...

Continued from previous page...

Mol	Chain	Res	Type	Atoms	Z	Observed(°)	Ideal(°)
1	A	1354	C	OP1-P-OP2	-5.05	112.02	119.60
1	A	343	U	OP1-P-OP2	5.05	127.18	119.60
1	A	565	U	C5-C6-N1	5.05	125.23	122.70
1	A	979	C	N3-C2-O2	5.05	125.44	121.90
1	A	1066	C	O4'-C1'-N1	-5.05	104.16	108.20
12	L	44	THR	CB-CA-C	-5.05	97.96	111.60
1	A	375	U	N1-C2-O2	-5.05	119.27	122.80
1	A	420	U	C5-C4-O4	5.05	128.93	125.90
1	A	559	A	OP1-P-OP2	5.05	127.17	119.60
1	A	1413	A	C6-C5-N7	-5.05	128.77	132.30
1	A	1503	A	N1-C2-N3	5.05	131.82	129.30
1	A	347	G	C5-N7-C8	-5.05	101.78	104.30
1	A	670	G	C6-C5-N7	-5.05	127.37	130.40
1	A	900	A	N1-C2-N3	5.05	131.82	129.30
1	A	1525	G	C4-C5-N7	5.05	112.82	110.80
3	C	183	ASP	N-CA-C	-5.05	97.38	111.00
1	A	255	G	OP1-P-O3'	-5.04	94.10	105.20
1	A	292	G	P-O3'-C3'	5.04	125.75	119.70
1	A	707	C	OP2-P-O3'	5.04	116.30	105.20
1	A	812	C	OP2-P-O3'	5.04	116.30	105.20
1	A	921	U	C5-C6-N1	5.04	125.22	122.70
1	A	1443	G	P-O3'-C3'	5.04	125.75	119.70
10	J	40	LEU	CA-CB-CG	5.04	126.90	115.30
1	A	494	G	C6-C5-N7	-5.04	127.38	130.40
1	A	501	C	N1-C2-O2	-5.04	115.88	118.90
1	A	737	A	C4-C5-N7	5.04	113.22	110.70
1	A	775	G	C5-N7-C8	5.04	106.82	104.30
1	A	201	C	N1-C2-O2	5.04	121.92	118.90
1	A	115	G	O4'-C1'-N9	-5.04	104.17	108.20
1	A	506	G	OP1-P-OP2	5.04	127.16	119.60
1	A	1230	C	OP2-P-O3'	5.04	116.28	105.20
1	A	1349	A	OP1-P-OP2	-5.04	112.05	119.60
15	O	34	LEU	CB-CA-C	5.04	119.77	110.20
1	A	224	C	C6-N1-C2	5.04	122.31	120.30
1	A	485	G	O4'-C1'-N9	5.04	112.23	108.20
1	A	501	C	C6-N1-C2	5.04	122.31	120.30
1	A	534	U	C5-C6-N1	-5.04	120.18	122.70
1	A	584	G	C5-N7-C8	5.04	106.82	104.30
1	A	712	A	C5-C6-N6	-5.04	119.67	123.70
1	A	1241	G	OP1-P-O3'	5.04	116.28	105.20
1	A	1311	G	N3-C4-N9	-5.04	122.98	126.00
10	J	54	PHE	N-CA-C	5.04	124.59	111.00

Continued on next page...

Continued from previous page...

Mol	Chain	Res	Type	Atoms	Z	Observed(°)	Ideal(°)
1	A	327	A	C5-C6-N1	5.03	120.22	117.70
1	A	456	C	O5'-P-OP1	5.03	116.74	110.70
1	A	559	A	P-O3'-C3'	5.03	125.74	119.70
1	A	644	G	C2-N3-C4	5.03	114.42	111.90
1	A	666	G	C6-N1-C2	5.03	128.12	125.10
1	A	690	G	N1-C2-N3	5.03	126.92	123.90
1	A	939	G	N3-C4-C5	5.03	131.12	128.60
1	A	1013	G	C5-N7-C8	5.03	106.82	104.30
1	A	1384	C	C5-C6-N1	-5.03	118.48	121.00
1	A	49	U	N1-C2-O2	-5.03	119.28	122.80
1	A	111	G	C5-N7-C8	-5.03	101.78	104.30
1	A	175	C	C2-N1-C1'	-5.03	113.27	118.80
1	A	284	G	C8-N9-C1'	-5.03	120.46	127.00
1	A	376	G	N1-C2-N3	-5.03	120.88	123.90
1	A	983	A	N1-C2-N3	5.03	131.81	129.30
1	A	1341	U	C6-N1-C2	5.03	124.02	121.00
1	A	525	C	C4-C5-C6	-5.03	114.89	117.40
1	A	536	C	C6-N1-C1'	5.03	126.83	120.80
1	A	853	G	C4-N9-C1'	5.03	133.04	126.50
1	A	1526	G	C6-C5-N7	-5.03	127.38	130.40
4	D	198	VAL	CB-CA-C	-5.03	101.84	111.40
1	A	593	G	C5-C6-O6	5.03	131.62	128.60
1	A	724	G	C5-C6-N1	5.03	114.01	111.50
1	A	746	A	C6-C5-N7	5.03	135.82	132.30
1	A	926	G	OP1-P-O3'	5.03	116.26	105.20
1	A	1256	A	O5'-P-OP2	-5.03	101.17	105.70
1	A	565	U	OP1-P-O3'	5.03	116.25	105.20
1	A	724	G	N9-C4-C5	5.03	107.41	105.40
1	A	1180	A	C2-N3-C4	5.03	113.11	110.60
1	A	1300	G	N1-C2-N3	-5.03	120.89	123.90
1	A	875	C	C6-N1-C2	5.02	122.31	120.30
1	A	907	A	OP2-P-O3'	5.02	116.25	105.20
1	A	295	C	O5'-P-OP1	-5.02	101.18	105.70
1	A	333	G	C8-N9-C1'	-5.02	120.47	127.00
1	A	625	G	N3-C4-N9	5.02	129.01	126.00
1	A	839	U	C2-N1-C1'	-5.02	111.67	117.70
1	A	1139	G	C5-N7-C8	5.02	106.81	104.30
1	A	1361	G	C5-C6-O6	5.02	131.61	128.60
1	A	1401	G	N3-C4-C5	-5.02	126.09	128.60
1	A	203	U	C5-C4-O4	-5.02	122.89	125.90
1	A	630	G	C4-N9-C1'	-5.02	119.97	126.50
1	A	167	G	C4-C5-N7	5.02	112.81	110.80

Continued on next page...

Continued from previous page...

Mol	Chain	Res	Type	Atoms	Z	Observed(°)	Ideal(°)
1	A	496	A	O5'-P-OP2	5.02	116.72	110.70
1	A	1178	G	C5-N7-C8	5.02	106.81	104.30
1	A	261	U	N1-C2-N3	5.02	117.91	114.90
1	A	611	A	N1-C2-N3	5.02	131.81	129.30
1	A	1001	A	C8-N9-C4	-5.02	103.79	105.80
1	A	1079	G	C4-C5-N7	5.02	112.81	110.80
1	A	1443	G	C5-C6-N1	-5.02	108.99	111.50
1	A	1521	G	C5-C6-O6	-5.02	125.59	128.60
6	F	14	LEU	CA-CB-CG	5.02	126.84	115.30
1	A	37	U	OP2-P-O3'	5.02	116.23	105.20
1	A	642	A	C2-N3-C4	-5.02	108.09	110.60
1	A	888	G	N3-C4-C5	-5.02	126.09	128.60
1	A	17	U	C5-C4-O4	-5.01	122.89	125.90
1	A	363	A	O5'-P-OP1	5.01	116.72	110.70
1	A	553	A	C6-C5-N7	-5.01	128.79	132.30
1	A	731	G	C5-C6-O6	-5.01	125.59	128.60
1	A	1140	C	C2-N3-C4	5.01	122.41	119.90
1	A	1190	G	C4-C5-N7	-5.01	108.79	110.80
9	I	105	ASP	O-C-N	5.01	130.72	122.70
1	A	912	C	N1-C2-N3	5.01	122.71	119.20
1	A	1494	G	N1-C2-N3	5.01	126.91	123.90
8	H	44	PHE	N-CA-C	5.01	124.53	111.00
1	A	115	G	OP1-P-OP2	-5.01	112.08	119.60
1	A	258	G	C4-C5-N7	5.01	112.81	110.80
1	A	528	C	N3-C2-O2	5.01	125.41	121.90
1	A	542	G	C5-C6-O6	-5.01	125.59	128.60
1	A	601	C	N1-C2-N3	5.01	122.71	119.20
1	A	838	G	N1-C6-O6	5.01	122.91	119.90
1	A	1336	C	O5'-P-OP2	5.01	116.72	110.70
1	A	1503	A	C4-C5-N7	-5.01	108.19	110.70
1	A	880	C	OP1-P-OP2	5.01	127.11	119.60
1	A	886	G	OP2-P-O3'	5.01	116.22	105.20
1	A	920	U	N3-C2-O2	-5.01	118.69	122.20
1	A	1220	G	C2-N3-C4	5.01	114.40	111.90
1	A	1279	A	P-O3'-C3'	5.01	125.71	119.70
1	A	1477	C	C5-C6-N1	5.01	123.50	121.00
1	A	240	C	C5-C4-N4	-5.01	116.69	120.20
1	A	531	U	N3-C2-O2	5.01	125.70	122.20
1	A	618	C	OP1-P-OP2	5.01	127.11	119.60
1	A	919	A	C2-N3-C4	5.01	113.10	110.60
1	A	1143	G	N1-C6-O6	5.01	122.90	119.90
1	A	1229	A	O5'-P-OP2	-5.00	101.19	105.70

Continued on next page...

Continued from previous page...

Mol	Chain	Res	Type	Atoms	Z	Observed(°)	Ideal(°)
1	A	582	U	C2-N1-C1'	5.00	123.70	117.70
1	A	674	G	N3-C4-N9	5.00	129.00	126.00
1	A	880	C	N1-C2-O2	5.00	121.90	118.90
1	A	1056	U	C6-N1-C2	5.00	124.00	121.00
1	A	1461	G	C5-N7-C8	-5.00	101.80	104.30
1	A	265	G	N3-C4-C5	-5.00	126.10	128.60
1	A	592	G	C5-C6-N1	-5.00	109.00	111.50
1	A	680	C	OP2-P-O3'	5.00	116.20	105.20
1	A	964	A	C4-C5-C6	5.00	119.50	117.00
1	A	1075	C	OP2-P-O3'	5.00	116.20	105.20
16	P	52	ASP	N-CA-CB	5.00	119.60	110.60

There are no chirality outliers.

All (40) planarity outliers are listed below:

Mol	Chain	Res	Type	Group
2	B	11	LEU	Peptide
2	B	21	ARG	Peptide
2	B	34	ALA	Peptide
2	B	8	LYS	Peptide
3	C	166	GLU	Peptide
3	C	206	GLU	Peptide
3	C	24	ALA	Peptide
3	C	96	GLY	Peptide
4	D	11	LEU	Peptide
4	D	195	ALA	Peptide
4	D	28	SER	Peptide
4	D	29	PRO	Peptide
4	D	3	ARG	Peptide
5	E	11	ILE	Peptide
5	E	24	ARG	Peptide
6	F	100	ASN	Peptide
8	H	90	GLY	Peptide
9	I	57	GLY	Peptide
10	J	88	LEU	Peptide
10	J	89	ASP	Peptide
11	K	49	GLY	Peptide
11	K	87	THR	Peptide
12	L	24	VAL	Peptide
12	L	28	LYS	Peptide
12	L	46	LYS	Peptide
12	L	87	GLY	Peptide

Continued on next page...

Continued from previous page...

Mol	Chain	Res	Type	Group
12	L	92	ASP	Peptide
13	M	105	THR	Peptide
13	M	11	ARG	Peptide
13	M	62	ASN	Peptide
14	N	30	ALA	Peptide
17	Q	13	ASP	Peptide
17	Q	96	GLU	Peptide
18	R	24	ALA	Peptide
18	R	48	GLY	Peptide
18	R	86	VAL	Peptide
19	S	47	HIS	Peptide
20	T	12	ALA	Peptide
20	T	92	LEU	Peptide
20	T	93	GLU	Peptide

5.2 Too-close contacts [i](#)

In the following table, the Non-H and H(model) columns list the number of non-hydrogen atoms and hydrogen atoms in the chain respectively. The H(added) column lists the number of hydrogen atoms added and optimized by MolProbity. The Clashes column lists the number of clashes within the asymmetric unit, whereas Symm-Clashes lists symmetry-related clashes.

Mol	Chain	Non-H	H(model)	H(added)	Clashes	Symm-Clashes
1	A	32550	0	16439	1131	1
2	B	1900	0	1951	132	0
3	C	1612	0	1677	116	0
4	D	1703	0	1763	120	0
5	E	1146	0	1207	120	0
6	F	843	0	857	75	0
7	G	1257	0	1296	98	0
8	H	1116	0	1177	116	0
9	I	1010	0	1037	101	0
10	J	792	0	835	82	0
11	K	864	0	881	75	0
12	L	977	0	1060	82	0
13	M	937	0	995	89	0
14	N	492	0	528	55	0
15	O	729	0	768	55	0
16	P	700	0	720	44	0
17	Q	823	0	891	84	0
18	R	574	0	644	72	0
19	S	647	0	673	75	0

Continued on next page...

Continued from previous page...

Mol	Chain	Non-H	H(model)	H(added)	Clashes	Symm-Clashes
20	T	763	0	861	67	0
21	U	208	0	221	18	0
22	A	40	0	38	6	0
23	A	389	0	0	0	0
23	B	3	0	0	0	0
23	C	4	0	0	0	0
23	D	6	0	0	0	0
23	E	3	0	0	0	0
23	F	1	0	0	0	0
23	H	1	0	0	0	0
23	L	1	0	0	0	0
23	N	1	0	0	0	0
23	O	1	0	0	0	0
23	P	1	0	0	0	0
23	Q	2	0	0	0	0
23	S	1	0	0	0	0
24	D	1	0	0	0	0
24	N	1	0	0	0	0
25	A	1371	0	0	60	1
25	C	16	0	0	0	0
25	D	24	0	0	2	0
25	E	8	0	0	0	0
25	F	6	0	0	0	0
25	G	6	0	0	0	0
25	H	5	0	0	1	0
25	I	1	0	0	0	0
25	L	7	0	0	0	0
25	M	4	0	0	2	0
25	N	4	0	0	0	0
25	O	2	0	0	0	0
25	P	1	0	0	0	0
25	Q	8	0	0	0	0
25	T	1	0	0	0	0
All	All	53563	0	36519	2556	1

The all-atom clashscore is defined as the number of clashes found per 1000 atoms (including hydrogen atoms). The all-atom clashscore for this structure is 29.

All (2556) close contacts within the same asymmetric unit are listed below, sorted by their clash magnitude.

Atom-1	Atom-2	Interatomic distance (Å)	Clash overlap (Å)
15:O:34:LEU:CD1	15:O:34:LEU:CG	1.77	1.63
4:D:12:CYS:SG	4:D:12:CYS:CB	2.02	1.46
18:R:53:ARG:HA	18:R:56:THR:HG22	1.41	1.02
3:C:14:ILE:HB	3:C:15:THR:HG23	1.36	1.02
12:L:27:LEU:O	12:L:29:GLY:N	1.94	1.00
2:B:31:TYR:HD2	2:B:202:PRO:HG3	1.24	0.99
1:A:7:G:H5'	1:A:298:A:H5'	1.45	0.98
1:A:598:U:H4'	8:H:94:TYR:CD1	1.99	0.97
5:E:15:ARG:HG2	5:E:15:ARG:HH11	1.24	0.97
4:D:38:TYR:H	4:D:38:TYR:HD2	1.11	0.96
17:Q:40:LYS:HG3	17:Q:42:TYR:HE1	1.31	0.95
1:A:975:A:H5'	1:A:975:A:H8	1.31	0.94
1:A:53:A:N6	25:A:2540:HOH:O	2.00	0.94
1:A:1052:U:O2'	25:A:3070:HOH:O	1.85	0.94
21:U:10:ARG:HG3	21:U:13:ILE:HD12	1.46	0.94
1:A:1425:U:H2'	1:A:1426:C:C6	2.02	0.94
1:A:966:M2G:HM13	1:A:967:5MC:H1'	1.49	0.94
1:A:1256:A:H4'	1:A:1257:U:O5'	1.68	0.92
10:J:34:VAL:HG22	10:J:74:ILE:HA	1.49	0.92
12:L:27:LEU:C	12:L:29:GLY:H	1.72	0.91
1:A:1211:U:O2'	1:A:1213:A:N3	2.03	0.91
1:A:1442:G:N2	1:A:1447:G:N7	2.18	0.91
11:K:18:ARG:HB3	11:K:33:THR:HG23	1.51	0.90
1:A:598:U:H4'	8:H:94:TYR:HD1	1.36	0.90
1:A:717:C:H6	1:A:717:C:H5''	1.36	0.90
9:I:97:LYS:HE2	9:I:97:LYS:HA	1.52	0.89
17:Q:29:HIS:HB2	17:Q:36:ILE:HD13	1.54	0.89
18:R:56:THR:HG23	18:R:58:LEU:H	1.38	0.88
1:A:1004:A:N1	1:A:1037:C:N4	2.21	0.88
9:I:114:TYR:HE1	10:J:60:ARG:H	1.21	0.88
11:K:101:SER:OG	11:K:103:LEU:N	2.07	0.88
1:A:279:A:OP2	17:Q:95:TYR:OH	1.91	0.88
1:A:1488:G:H2'	1:A:1489:G:C8	2.08	0.87
1:A:1417:G:O2'	1:A:1483:A:N6	2.07	0.87
1:A:527:7MG:OP2	22:A:1601:SRY:O32	1.92	0.87
11:K:15:ALA:HA	11:K:77:MET:HA	1.56	0.86
1:A:1178:G:N2	1:A:1181:G:OP2	2.08	0.86
1:A:1412:C:H2'	1:A:1413:A:H8	1.41	0.86
1:A:1415:G:H1'	1:A:1486:G:N2	1.91	0.85
12:L:20:LYS:H	12:L:20:LYS:HE2	1.41	0.85
12:L:27:LEU:HG	12:L:28:LYS:H	1.41	0.85
15:O:34:LEU:CD1	15:O:34:LEU:HG	2.04	0.85

Continued on next page...

Continued from previous page...

Atom-1	Atom-2	Interatomic distance (Å)	Clash overlap (Å)
1:A:372:C:O2'	25:A:3344:HOH:O	1.91	0.85
1:A:1420:C:O2	1:A:1480:G:N2	2.09	0.85
5:E:86:ALA:HB1	5:E:125:SER:HB3	1.56	0.85
1:A:838:G:N2	1:A:848:C:O2	2.10	0.84
3:C:6:HIS:HE1	3:C:8:ILE:HB	1.42	0.84
1:A:227:G:O2'	25:A:2712:HOH:O	1.95	0.83
3:C:6:HIS:CE1	3:C:8:ILE:HB	2.11	0.83
12:L:25:PRO:HB2	12:L:64:TYR:HE2	1.42	0.83
16:P:34:GLU:OE1	16:P:55:ARG:NH1	2.12	0.83
4:D:188:LEU:HD22	4:D:189:PRO:HD2	1.61	0.83
1:A:1057:G:H5''	3:C:154:SER:HB2	1.59	0.83
1:A:1488:G:H2'	1:A:1489:G:H8	1.44	0.82
3:C:67:THR:HA	3:C:102:ASN:HB2	1.62	0.82
18:R:21:LYS:HB2	18:R:24:ALA:HB3	1.61	0.82
1:A:1223:C:OP1	19:S:78:ARG:NH1	2.12	0.81
1:A:1320:C:O2	19:S:36:ARG:NH2	2.14	0.81
20:T:89:ARG:HH21	20:T:104:LEU:HD12	1.46	0.81
1:A:939:G:H5''	7:G:102:ARG:NH2	1.95	0.81
16:P:40:ASP:OD1	16:P:44:THR:OG1	1.97	0.81
3:C:25:GLY:HA3	3:C:28:GLN:HB2	1.62	0.81
1:A:1412:C:H2'	1:A:1413:A:C8	2.16	0.81
1:A:350:G:H5''	1:A:350:G:H8	1.46	0.80
1:A:403:C:OP1	4:D:137:SER:OG	1.97	0.80
1:A:413:G:H8	1:A:428:G:H21	1.29	0.80
20:T:57:ARG:HH12	20:T:100:ILE:HD12	1.46	0.80
1:A:975:A:H5'	1:A:975:A:C8	2.16	0.80
3:C:14:ILE:O	3:C:16:ARG:N	2.15	0.80
2:B:31:TYR:CD2	2:B:202:PRO:HG3	2.13	0.80
18:R:84:LYS:HD2	18:R:84:LYS:H	1.46	0.80
1:A:1030:C:N4	1:A:1033:G:O6	2.14	0.80
1:A:1402:4OC:HM22	1:A:1403:C:H5'	1.64	0.79
8:H:4:ASP:OD2	8:H:85:ARG:NH1	2.15	0.79
1:A:1286:A:H2'	1:A:1287:A:H4'	1.63	0.79
1:A:1366:C:O2'	10:J:60:ARG:NH2	2.14	0.79
12:L:89:ARG:HD3	12:L:97:ARG:HA	1.64	0.79
7:G:46:ALA:HB1	7:G:121:ALA:HB2	1.63	0.79
1:A:301:G:H2'	1:A:302:G:H5'	1.65	0.78
4:D:64:LEU:HD23	4:D:198:VAL:HG11	1.65	0.78
1:A:776:G:N2	1:A:803:G:O6	2.16	0.78
18:R:46:GLU:OE2	18:R:46:GLU:N	2.14	0.78
10:J:96:ILE:H	10:J:96:ILE:HD12	1.45	0.78

Continued on next page...

Continued from previous page...

Atom-1	Atom-2	Interatomic distance (Å)	Clash overlap (Å)
4:D:23:GLY:HA3	4:D:112:VAL:HG13	1.65	0.78
1:A:677:U:H3	1:A:713:G:H22	1.29	0.78
1:A:939:G:H5''	7:G:102:ARG:HH22	1.47	0.78
4:D:22:LYS:HG3	4:D:26:CYS:SG	2.23	0.78
1:A:1125:U:H5'	25:A:3142:HOH:O	1.84	0.78
2:B:171:ALA:HA	2:B:174:VAL:HB	1.66	0.77
9:I:17:VAL:HG13	9:I:63:ILE:HD13	1.67	0.77
1:A:1416:G:N2	1:A:1417:G:H1'	1.99	0.77
1:A:1350:A:OP2	9:I:118:LYS:NZ	2.17	0.77
11:K:93:GLN:HG2	11:K:96:ARG:HH21	1.49	0.77
4:D:68:TYR:OH	4:D:98:GLU:OE1	2.01	0.77
17:Q:40:LYS:HG3	17:Q:42:TYR:CE1	2.18	0.77
1:A:1367:C:H5'	10:J:60:ARG:NH2	2.00	0.76
13:M:23:TYR:CD2	13:M:70:LEU:HD13	2.20	0.76
16:P:19:ILE:HG22	16:P:36:ILE:HG13	1.68	0.76
1:A:974:A:OP2	14:N:41:ARG:NH1	2.17	0.76
4:D:31:CYS:O	4:D:31:CYS:SG	2.43	0.76
4:D:54:TYR:HE1	4:D:206:PHE:HE1	1.34	0.76
4:D:25:ARG:HA	4:D:28:SER:HB2	1.65	0.76
1:A:1190:G:H5'	3:C:176:HIS:NE2	2.00	0.76
9:I:97:LYS:HE3	9:I:102:LEU:H	1.51	0.76
17:Q:91:ARG:O	17:Q:94:ASN:HB2	1.86	0.76
20:T:10:LEU:HD13	20:T:13:LEU:H	1.50	0.76
3:C:155:GLY:HA3	3:C:163:ALA:HB1	1.65	0.76
9:I:112:LYS:HG2	9:I:119:ALA:H	1.50	0.76
3:C:34:LEU:HD21	3:C:38:ARG:HH11	1.50	0.76
6:F:2:ARG:HD2	6:F:69:GLU:HG3	1.68	0.76
12:L:25:PRO:C	12:L:27:LEU:H	1.89	0.76
1:A:1075:C:H5''	2:B:179:LYS:HE3	1.68	0.75
1:A:927:G:O2'	1:A:1503:A:N7	2.17	0.75
1:A:1291:G:OP1	7:G:37:ASN:ND2	2.19	0.75
5:E:27:ARG:NH1	5:E:27:ARG:HB2	2.01	0.75
17:Q:6:LEU:H	17:Q:59:ILE:HG22	1.51	0.75
7:G:27:ILE:HD13	7:G:40:ALA:HA	1.67	0.75
20:T:74:LYS:HB2	20:T:76:ALA:H	1.51	0.75
1:A:1256:A:H5''	1:A:1256:A:H8	1.51	0.75
19:S:80:TYR:HD1	19:S:81:ARG:N	1.84	0.75
7:G:85:TYR:CD1	7:G:154:TYR:HE1	2.04	0.75
1:A:1226:C:H5'	19:S:80:TYR:HD2	1.50	0.75
1:A:1496:C:O2	1:A:1496:C:H2'	1.86	0.75
1:A:1279:A:O2'	1:A:1281:U:OP2	2.05	0.74

Continued on next page...

Continued from previous page...

Atom-1	Atom-2	Interatomic distance (Å)	Clash overlap (Å)
13:M:49:THR:HG22	13:M:51:ALA:H	1.52	0.74
1:A:658:G:H1	1:A:747:C:H42	1.34	0.74
1:A:567:G:O2'	25:A:2033:HOH:O	2.05	0.74
4:D:78:LEU:HD11	4:D:96:LEU:HB3	1.69	0.74
1:A:1397:C:O2'	1:A:1398:A:OP1	2.06	0.74
2:B:19:HIS:HE1	2:B:206:ASP:HB3	1.53	0.74
5:E:121:LYS:HG3	5:E:122:GLU:O	1.88	0.74
1:A:668:G:H1'	15:O:46:HIS:HD2	1.52	0.73
1:A:923:A:OP1	5:E:21:ALA:HB2	1.88	0.73
1:A:992:U:H3	1:A:1044:A:H62	1.36	0.73
1:A:1219:U:OP1	14:N:19:ARG:NH2	2.21	0.73
18:R:61:LYS:O	18:R:65:ILE:HG12	1.89	0.73
1:A:298:A:N6	25:A:2126:HOH:O	2.20	0.73
1:A:737:A:H1'	6:F:73:ASN:OD1	1.89	0.73
1:A:1405:G:H22	1:A:1496:C:H5	1.35	0.73
10:J:78:ASN:OD1	10:J:81:THR:N	2.20	0.73
1:A:1085:U:N3	25:A:2271:HOH:O	2.22	0.73
4:D:11:LEU:HD13	4:D:66:ARG:HD2	1.69	0.73
4:D:66:ARG:HH11	4:D:66:ARG:HG3	1.52	0.73
5:E:27:ARG:HB2	5:E:27:ARG:HH11	1.53	0.73
9:I:8:GLY:HA2	9:I:79:LEU:HD13	1.68	0.73
19:S:44:MET:HB2	19:S:62:ILE:HD11	1.71	0.73
1:A:1057:G:O6	1:A:1203:C:N4	2.17	0.73
1:A:1327:C:OP2	21:U:12:LYS:NZ	2.20	0.73
5:E:105:VAL:HG23	5:E:106:PRO:HD3	1.70	0.72
8:H:18:ARG:HG2	8:H:18:ARG:HH11	1.55	0.72
11:K:120:ARG:HH22	11:K:126:ARG:HH12	1.37	0.72
19:S:64:GLU:O	19:S:67:VAL:HG23	1.89	0.72
1:A:869:G:O6	25:A:3263:HOH:O	2.06	0.72
5:E:116:THR:OG1	5:E:117:ASP:OD2	2.06	0.72
1:A:933:G:H1	1:A:1384:C:H42	1.38	0.72
3:C:134:ILE:HD11	3:C:153:VAL:HG22	1.71	0.72
1:A:833:U:H2'	1:A:834:C:C6	2.25	0.72
2:B:10:LEU:O	2:B:12:GLU:HG3	1.89	0.72
18:R:87:ARG:HG2	18:R:88:LYS:H	1.55	0.72
1:A:1051:C:N4	25:A:3086:HOH:O	2.12	0.72
1:A:1314:C:N4	19:S:4:SER:O	2.22	0.72
1:A:672:U:H2'	1:A:673:G:C8	2.25	0.72
7:G:70:LYS:HG2	7:G:96:GLN:HB3	1.70	0.72
9:I:50:LEU:HD13	9:I:56:LEU:HG	1.72	0.72
17:Q:66:SER:O	17:Q:70:ARG:NH1	2.23	0.72

Continued on next page...

Continued from previous page...

Atom-1	Atom-2	Interatomic distance (Å)	Clash overlap (Å)
20:T:50:GLU:HG2	20:T:99:LEU:HD22	1.70	0.72
1:A:1415:G:N2	1:A:1485:U:O4	2.22	0.72
13:M:11:ARG:HE	13:M:12:ASN:N	1.88	0.72
1:A:1112:C:N3	3:C:178:LEU:HB2	2.05	0.71
3:C:43:LEU:HD21	3:C:91:LEU:HD13	1.71	0.71
5:E:15:ARG:HG2	5:E:15:ARG:NH1	2.03	0.71
1:A:382:A:H2'	1:A:383:A:C8	2.24	0.71
20:T:46:GLU:HB2	20:T:48:LYS:HD3	1.72	0.71
1:A:91:C:H2'	1:A:92:C:H6	1.54	0.71
1:A:664:G:OP1	18:R:64:ARG:HD2	1.91	0.71
1:A:1053:G:H4'	1:A:1054:C:H5'	1.72	0.71
2:B:18:GLY:H	2:B:41:ILE:HG23	1.55	0.71
7:G:85:TYR:HD1	7:G:154:TYR:HE1	1.38	0.71
15:O:26:GLU:H	15:O:26:GLU:CD	1.94	0.71
1:A:390:C:O3'	16:P:28:ARG:NH2	2.24	0.71
1:A:1399:C:H4'	1:A:1400:5MC:H5''	1.73	0.71
15:O:34:LEU:CD1	15:O:34:LEU:CD2	2.67	0.71
1:A:797:C:OP1	11:K:124:LYS:HD3	1.91	0.71
1:A:1126:U:H5''	25:A:3119:HOH:O	1.89	0.71
4:D:13:ARG:HG2	4:D:38:TYR:O	1.91	0.71
18:R:54:ARG:HB2	18:R:54:ARG:HH11	1.56	0.71
1:A:1415:G:H1'	1:A:1486:G:H22	1.56	0.71
20:T:65:LYS:O	20:T:68:LYS:HB2	1.90	0.71
18:R:84:LYS:H	18:R:84:LYS:CD	2.01	0.70
9:I:97:LYS:O	9:I:100:GLY:N	2.24	0.70
13:M:23:TYR:HD2	13:M:70:LEU:HD13	1.54	0.70
1:A:1330:U:H2'	1:A:1331:G:H5'	1.73	0.70
5:E:51:VAL:N	5:E:52:PRO:HD2	2.05	0.70
8:H:17:THR:HB	8:H:78:GLN:HE22	1.56	0.70
13:M:114:ARG:NE	25:M:202:HOH:O	2.23	0.70
1:A:1226:C:H3'	13:M:96:LEU:HD11	1.73	0.70
3:C:77:ILE:HG23	3:C:81:GLY:HA2	1.74	0.70
14:N:23:ARG:HG2	14:N:28:GLY:O	1.91	0.70
1:A:376:G:H5''	16:P:5:ARG:HD2	1.73	0.70
1:A:758:G:N7	25:A:3363:HOH:O	2.25	0.70
7:G:140:ASP:HA	7:G:143:ARG:NH1	2.06	0.70
1:A:975:A:H4'	1:A:976:G:H5''	1.74	0.70
1:A:691:G:H2'	1:A:692:U:H6	1.56	0.70
4:D:150:GLU:N	4:D:150:GLU:OE2	2.24	0.70
12:L:8:ASN:O	12:L:12:ARG:HB2	1.92	0.70
1:A:520:A:OP1	12:L:52:LEU:HD12	1.91	0.69

Continued on next page...

Continued from previous page...

Atom-1	Atom-2	Interatomic distance (Å)	Clash overlap (Å)
4:D:30:LYS:HG2	4:D:35:ARG:HH21	1.57	0.69
18:R:45:SER:OG	18:R:49:LYS:HB2	1.91	0.69
19:S:6:LYS:HB2	19:S:7:LYS:NZ	2.06	0.69
1:A:297:G:N2	25:A:3188:HOH:O	2.24	0.69
11:K:20:TYR:CE2	11:K:83:ILE:HD12	2.27	0.69
1:A:144:G:H1	1:A:178:C:H42	1.40	0.69
2:B:68:ILE:H	2:B:90:MET:HG2	1.56	0.69
6:F:14:LEU:HD22	6:F:18:GLN:HB3	1.74	0.69
14:N:37:PHE:HE2	14:N:53:LEU:HD13	1.57	0.69
3:C:150:LYS:HA	3:C:169:ALA:HB2	1.73	0.69
13:M:66:LEU:HA	13:M:70:LEU:HD12	1.74	0.69
1:A:412:A:O2'	1:A:413:G:OP2	2.10	0.69
2:B:118:LEU:O	2:B:122:PHE:HB2	1.91	0.69
1:A:1004:A:N6	1:A:1035:A:N7	2.41	0.69
1:A:1427:U:H2'	1:A:1428:A:C8	2.27	0.69
7:G:38:LEU:O	7:G:42:ILE:HG13	1.92	0.69
17:Q:29:HIS:HB2	17:Q:36:ILE:CD1	2.21	0.69
1:A:1108:G:H2'	1:A:1109:C:H5'	1.74	0.69
1:A:1497:G:C2'	1:A:1498:UR3:H5'	2.22	0.69
2:B:16:HIS:HB3	2:B:210:SER:HB2	1.74	0.69
8:H:82:HIS:HD1	8:H:138:TRP:HE1	1.39	0.69
8:H:82:HIS:ND1	8:H:138:TRP:NE1	2.41	0.69
18:R:53:ARG:HA	18:R:56:THR:CG2	2.21	0.69
1:A:99:C:H2'	1:A:101:A:C8	2.28	0.69
5:E:118:ILE:C	5:E:119:LEU:HD23	2.13	0.69
11:K:122:LYS:O	11:K:125:PHE:N	2.18	0.69
1:A:413:G:H22	4:D:35:ARG:HD3	1.58	0.68
1:A:962:C:O2'	25:A:2695:HOH:O	2.10	0.68
2:B:90:MET:H	2:B:90:MET:HE2	1.56	0.68
6:F:82:ARG:HB2	6:F:85:VAL:HG23	1.75	0.68
8:H:86:ILE:HG21	8:H:133:LEU:HD13	1.73	0.68
19:S:22:LEU:HD22	19:S:28:LYS:HG3	1.75	0.68
1:A:1316:G:N1	1:A:1319:A:OP2	2.25	0.68
4:D:12:CYS:HA	4:D:19:LEU:HD12	1.75	0.68
10:J:87:THR:O	10:J:87:THR:OG1	2.07	0.68
4:D:12:CYS:HA	4:D:19:LEU:CD1	2.24	0.68
5:E:95:ALA:HB1	5:E:96:PRO:HD2	1.73	0.68
18:R:54:ARG:HB2	18:R:54:ARG:NH1	2.08	0.68
1:A:717:C:H5''	1:A:717:C:C6	2.25	0.68
1:A:1226:C:H4'	1:A:1227:A:OP1	1.93	0.68
1:A:1228:C:OP2	13:M:111:LYS:HE2	1.93	0.68

Continued on next page...

Continued from previous page...

Atom-1	Atom-2	Interatomic distance (Å)	Clash overlap (Å)
13:M:23:TYR:HE2	13:M:70:LEU:HD22	1.57	0.68
1:A:1378:C:H5''	1:A:1379:G:OP2	1.93	0.68
9:I:97:LYS:HA	9:I:97:LYS:CE	2.17	0.68
11:K:25:TYR:HE1	11:K:87:THR:HB	1.59	0.68
11:K:57:THR:HG22	11:K:59:TYR:N	2.08	0.68
1:A:1002:G:H1	1:A:1003(A):G:H22	1.40	0.68
4:D:13:ARG:HG2	4:D:13:ARG:HH11	1.58	0.68
6:F:98:LEU:H	6:F:98:LEU:HD12	1.58	0.68
8:H:85:ARG:HG3	8:H:86:ILE:H	1.57	0.68
14:N:21:TYR:HE2	14:N:23:ARG:HE	1.41	0.68
18:R:46:GLU:H	18:R:46:GLU:CD	1.97	0.68
1:A:113:G:H1	1:A:314:C:H42	1.39	0.67
1:A:190(A):C:O2	1:A:190(H):G:N2	2.24	0.67
1:A:291:C:H2'	1:A:292:G:H5'	1.77	0.67
1:A:1518:MA6:H93	1:A:1519:MA6:N6	2.09	0.67
4:D:22:LYS:HB2	4:D:26:CYS:SG	2.35	0.67
13:M:48:LEU:HD12	13:M:53:VAL:HG22	1.76	0.67
17:Q:75:ARG:HH11	17:Q:75:ARG:HB2	1.58	0.67
1:A:737:A:H2'	1:A:738:C:H6	1.58	0.67
19:S:80:TYR:CD1	19:S:81:ARG:N	2.63	0.67
5:E:12:LEU:O	5:E:12:LEU:HD22	1.95	0.67
8:H:43:GLY:O	8:H:64:LYS:NZ	2.24	0.67
12:L:25:PRO:HA	12:L:27:LEU:H	1.60	0.67
1:A:277:C:H5''	17:Q:68:ARG:HH21	1.58	0.67
1:A:1003(A):G:H2'	1:A:1004:A:H4'	1.77	0.67
17:Q:38:ARG:HG2	17:Q:38:ARG:HH11	1.59	0.67
20:T:39:LYS:HD3	20:T:55:ILE:HG13	1.76	0.67
1:A:187:C:O2	20:T:105:SER:HB3	1.93	0.67
3:C:177:THR:HG22	3:C:180:ALA:HB2	1.77	0.67
13:M:3:ARG:NH1	13:M:57:ARG:HH21	1.92	0.67
1:A:450:G:H1	1:A:483:C:H42	1.42	0.67
1:A:581:G:C8	25:A:3364:HOH:O	2.46	0.67
11:K:120:ARG:NH2	11:K:126:ARG:HH12	1.92	0.67
1:A:1034:G:N2	1:A:1035:A:N1	2.42	0.67
9:I:112:LYS:HG2	9:I:119:ALA:N	2.10	0.67
10:J:76:ASN:N	10:J:76:ASN:OD1	2.27	0.67
5:E:106:PRO:O	5:E:110:LEU:HG	1.95	0.66
8:H:26:VAL:HG23	8:H:27:PRO:HD2	1.77	0.66
12:L:25:PRO:C	12:L:27:LEU:N	2.48	0.66
2:B:189:ASP:OD2	2:B:190:THR:N	2.23	0.66
18:R:47:THR:HG22	18:R:48:GLY:H	1.60	0.66

Continued on next page...

Continued from previous page...

Atom-1	Atom-2	Interatomic distance (Å)	Clash overlap (Å)
1:A:301:G:C2'	1:A:302:G:H5'	2.26	0.66
1:A:1220:G:N2	19:S:54:GLY:O	2.19	0.66
1:A:1223:C:H3'	1:A:1224:G:H5''	1.77	0.66
1:A:1415:G:H8	1:A:1415:G:H3'	1.60	0.66
14:N:29:ARG:HG3	14:N:31:ARG:H	1.60	0.66
1:A:254:G:H2'	1:A:255:G:H8	1.59	0.66
9:I:40:LEU:HD11	9:I:70:LYS:HD2	1.76	0.66
11:K:33:THR:OG1	11:K:34:ASP:N	2.27	0.66
8:H:20:TYR:CE1	8:H:76:PRO:HG2	2.31	0.66
3:C:53:ALA:HB2	3:C:115:LEU:HD21	1.76	0.66
3:C:153:VAL:HG23	3:C:166:GLU:HB3	1.77	0.66
9:I:49:PRO:HB3	9:I:82:ALA:HB2	1.76	0.66
1:A:410:G:OP1	4:D:30:LYS:NZ	2.28	0.66
1:A:1005:A:N1	1:A:1025:U:O2'	2.28	0.66
1:A:263:A:OP2	20:T:79:ARG:NH1	2.28	0.66
1:A:1015:A:H2'	1:A:1016:A:C8	2.30	0.66
2:B:212:GLN:NE2	2:B:236:TYR:HB2	2.10	0.66
7:G:85:TYR:HD1	7:G:154:TYR:CE1	2.14	0.66
2:B:194:PRO:HA	2:B:197:VAL:HG23	1.77	0.66
1:A:1127:G:N2	1:A:1145:C:N3	2.44	0.65
4:D:108:LEU:HD22	4:D:176:LEU:HD22	1.77	0.65
5:E:6:PHE:HE2	5:E:36:ASP:HB3	1.61	0.65
5:E:32:VAL:HG23	5:E:58:ALA:HB3	1.78	0.65
9:I:17:VAL:HG21	9:I:80:GLY:HA3	1.77	0.65
1:A:770:C:N4	25:A:2519:HOH:O	2.29	0.65
1:A:1496:C:O2'	1:A:1497:G:H5''	1.96	0.65
1:A:1505:G:O2'	1:A:1506:U:OP2	2.14	0.65
10:J:61:GLU:OE2	14:N:49:HIS:NE2	2.28	0.65
1:A:260:G:H2'	1:A:261:U:H6	1.60	0.65
1:A:1279:A:H5''	1:A:1280:A:OP1	1.97	0.65
9:I:10:ARG:HG2	9:I:10:ARG:HH11	1.62	0.65
10:J:16:LEU:HD21	10:J:70:ARG:HB2	1.78	0.65
19:S:41:VAL:HB	19:S:43:GLU:HG2	1.77	0.65
1:A:1442:G:N2	25:A:3044:HOH:O	2.08	0.65
8:H:61:VAL:HG12	8:H:63:LEU:HD12	1.77	0.65
14:N:24:CYS:O	14:N:28:GLY:N	2.27	0.65
20:T:56:MET:HE1	20:T:104:LEU:HD23	1.78	0.65
1:A:940:C:OP1	7:G:29:LYS:NZ	2.29	0.65
1:A:1416:G:H21	1:A:1417:G:H1'	1.61	0.65
1:A:1452:C:H4'	1:A:1453:G:H5''	1.78	0.65
17:Q:7:THR:O	17:Q:23:VAL:HG13	1.96	0.65

Continued on next page...

Continued from previous page...

Atom-1	Atom-2	Interatomic distance (Å)	Clash overlap (Å)
11:K:57:THR:HG22	11:K:59:TYR:H	1.61	0.65
1:A:547:A:H4'	1:A:548:G:O5'	1.96	0.65
1:A:1196:U:H4'	1:A:1197:G:OP2	1.96	0.65
10:J:38:ILE:HD12	10:J:71:LEU:HG	1.77	0.65
1:A:392:G:H2'	1:A:393:A:H8	1.62	0.65
1:A:1028:C:N3	1:A:1029:C:N4	2.44	0.65
5:E:52:PRO:HG2	5:E:53:LEU:H	1.61	0.65
12:L:27:LEU:C	12:L:29:GLY:N	2.40	0.65
13:M:12:ASN:O	13:M:12:ASN:ND2	2.26	0.65
1:A:182:U:H6	1:A:182:U:H5'	1.62	0.65
5:E:109:ILE:HG22	5:E:110:LEU:HD23	1.79	0.65
7:G:15:ASP:HB3	7:G:19:GLY:N	2.12	0.65
7:G:143:ARG:HB2	7:G:143:ARG:HH11	1.61	0.65
16:P:45:THR:OG1	16:P:47:ASP:N	2.29	0.65
1:A:664:G:H22	1:A:741:G:H1	1.42	0.65
1:A:932:C:H5'	7:G:4:ARG:HG2	1.79	0.65
1:A:1345:U:C4	1:A:1377:A:C2	2.85	0.65
1:A:1127:G:H5'	9:I:66:ARG:HH12	1.62	0.64
3:C:174:PRO:HB2	3:C:177:THR:HB	1.79	0.64
4:D:187:ARG:NH2	4:D:188:LEU:HB2	2.12	0.64
1:A:673:G:H2'	1:A:674:G:C8	2.32	0.64
1:A:1148:U:H2'	1:A:1149:C:O4'	1.98	0.64
7:G:113:GLU:HG2	7:G:119:ARG:HG2	1.79	0.64
1:A:242:C:H2'	1:A:243:A:H5'	1.79	0.64
17:Q:29:HIS:CE1	17:Q:32:TYR:H	2.16	0.64
1:A:489:C:H2'	1:A:490:G:C8	2.33	0.64
1:A:853:G:H2'	1:A:854:G:H5'	1.80	0.64
2:B:101:MET:HA	2:B:108:ILE:HG13	1.79	0.64
1:A:110:C:H2'	1:A:111:G:O4'	1.96	0.64
2:B:60:ASP:O	2:B:64:ARG:HB2	1.96	0.64
3:C:108:ASN:ND2	3:C:111:LEU:HD12	2.12	0.64
9:I:50:LEU:HB3	9:I:85:LEU:HD21	1.78	0.64
10:J:23:ILE:HG21	10:J:72:VAL:HG11	1.80	0.64
13:M:54:VAL:HA	13:M:57:ARG:HB2	1.79	0.64
14:N:8:GLU:HA	14:N:11:LYS:CG	2.27	0.64
11:K:33:THR:HB	11:K:39:PRO:HA	1.79	0.64
1:A:149:A:H2'	1:A:150:C:C6	2.33	0.64
1:A:869:G:N7	25:A:3263:HOH:O	2.30	0.64
1:A:942:G:H21	9:I:124:GLN:HE22	1.46	0.64
4:D:191:ARG:O	4:D:194:LEU:HD12	1.98	0.64
8:H:10:LEU:HB3	8:H:83:ILE:HD11	1.80	0.64

Continued on next page...

Continued from previous page...

Atom-1	Atom-2	Interatomic distance (Å)	Clash overlap (Å)
1:A:671:G:C2	1:A:672:U:H1'	2.33	0.64
1:A:658:G:H2'	1:A:659:U:H6	1.63	0.64
1:A:1030(A):G:H1	1:A:1032:G:H1	1.45	0.64
10:J:38:ILE:H	10:J:71:LEU:HB2	1.63	0.64
14:N:47:LEU:O	14:N:50:LYS:N	2.30	0.64
18:R:44:LEU:HD11	18:R:79:LEU:HD22	1.80	0.64
1:A:1370:G:H5''	9:I:109:VAL:HG21	1.80	0.63
11:K:77:MET:HE1	11:K:80:VAL:HG13	1.81	0.63
12:L:41:ARG:HG2	12:L:42:THR:H	1.62	0.63
21:U:8:THR:OG1	21:U:9:ARG:N	2.30	0.63
1:A:21:G:H2'	1:A:22:G:C8	2.34	0.63
1:A:352:C:O2'	1:A:354:G:OP1	2.13	0.63
1:A:967:5MC:O2'	9:I:128:ARG:NH1	2.31	0.63
1:A:243:A:C2	1:A:246:A:C8	2.87	0.63
1:A:767:A:H2'	1:A:768:A:O4'	1.99	0.63
4:D:30:LYS:O	4:D:32:ALA:N	2.31	0.63
15:O:15:PHE:HE2	15:O:84:LYS:HB3	1.62	0.63
18:R:34:TYR:CE1	18:R:35:ARG:HD3	2.33	0.63
19:S:40:ILE:HD13	19:S:62:ILE:HD12	1.80	0.63
1:A:202:U:H4'	1:A:203:U:OP2	1.98	0.63
4:D:155:LEU:HD22	4:D:156:GLU:N	2.13	0.63
19:S:50:ALA:HB1	19:S:57:HIS:HB3	1.81	0.63
1:A:527:7MG:C2'	1:A:528:C:H5'	2.29	0.63
1:A:1203:C:OP1	14:N:2:ALA:HB3	1.98	0.63
12:L:20:LYS:HE2	12:L:20:LYS:N	2.11	0.63
14:N:8:GLU:HA	14:N:11:LYS:CD	2.28	0.63
19:S:31:ILE:HG22	19:S:49:ILE:HA	1.81	0.63
1:A:1233:G:OP2	9:I:124:GLN:HB3	1.99	0.63
4:D:66:ARG:HG3	4:D:66:ARG:NH1	2.13	0.63
5:E:10:MET:HG3	5:E:11:ILE:N	2.13	0.63
15:O:63:ARG:O	15:O:67:LEU:HB2	1.97	0.63
1:A:695:A:H2'	1:A:696:A:C8	2.33	0.63
3:C:58:GLU:HB3	10:J:92:THR:HG21	1.81	0.63
5:E:31:LEU:HD21	5:E:45:PHE:HD1	1.63	0.63
8:H:10:LEU:H	8:H:10:LEU:HD12	1.62	0.63
1:A:1031:G:N7	1:A:1032:G:N2	2.43	0.63
3:C:111:LEU:HD11	3:C:144:SER:O	1.99	0.63
5:E:79:GLU:HG3	8:H:105:ARG:HG2	1.79	0.63
1:A:572:A:H5'	1:A:573:A:OP2	1.98	0.62
3:C:22:TRP:CD1	3:C:59:ARG:HD2	2.34	0.62
6:F:62:TRP:CH2	6:F:64:GLN:HB2	2.34	0.62

Continued on next page...

Continued from previous page...

Atom-1	Atom-2	Interatomic distance (Å)	Clash overlap (Å)
7:G:42:ILE:HG22	7:G:120:ILE:HD11	1.80	0.62
10:J:17:ASP:OD1	10:J:70:ARG:NH1	2.31	0.62
10:J:96:ILE:H	10:J:96:ILE:CD1	2.10	0.62
1:A:922:G:H5''	1:A:922:G:H8	1.65	0.62
1:A:1057:G:H5''	3:C:154:SER:CB	2.29	0.62
1:A:503:C:OP2	12:L:116:SER:OG	2.17	0.62
2:B:16:HIS:CB	2:B:210:SER:HB2	2.29	0.62
3:C:155:GLY:HA2	3:C:164:ARG:O	1.99	0.62
9:I:4:TYR:CE2	9:I:88:TYR:HA	2.34	0.62
18:R:87:ARG:CZ	18:R:87:ARG:HB2	2.28	0.62
1:A:254:G:H2'	1:A:255:G:C8	2.35	0.62
3:C:149:ALA:O	3:C:169:ALA:HB1	2.00	0.62
4:D:43:HIS:HD2	4:D:46:LYS:HD2	1.63	0.62
11:K:57:THR:O	11:K:60:ALA:HB3	1.99	0.62
20:T:67:ALA:O	20:T:73:HIS:ND1	2.31	0.62
1:A:262:A:C6	1:A:263:A:C6	2.88	0.62
1:A:459:G:H8	1:A:459:G:O5'	1.83	0.62
5:E:146:ALA:O	5:E:150:ARG:HG3	2.00	0.62
9:I:114:TYR:CE1	10:J:60:ARG:N	2.66	0.62
19:S:62:ILE:HA	19:S:66:MET:SD	2.40	0.62
1:A:946:A:H2'	1:A:947:G:C8	2.35	0.62
5:E:26:PHE:CD1	5:E:26:PHE:N	2.66	0.62
5:E:76:ILE:HD13	5:E:118:ILE:HD11	1.81	0.62
19:S:40:ILE:HB	19:S:67:VAL:O	1.99	0.62
1:A:975:A:H4'	1:A:976:G:C5'	2.30	0.62
1:A:1201:A:H5''	25:A:3077:HOH:O	1.98	0.62
8:H:87:SER:HA	8:H:93:VAL:HG23	1.82	0.62
1:A:382:A:H2'	1:A:383:A:H8	1.64	0.62
6:F:39:LYS:HB3	6:F:62:TRP:HZ3	1.65	0.62
1:A:235:C:N4	25:A:2070:HOH:O	2.33	0.61
1:A:737:A:H2'	1:A:738:C:O4'	1.99	0.61
1:A:827:U:H5''	1:A:828:A:OP2	1.99	0.61
5:E:78:HIS:HE1	5:E:142:LEU:HD23	1.65	0.61
6:F:69:GLU:H	6:F:69:GLU:CD	2.03	0.61
14:N:37:PHE:CE2	14:N:53:LEU:HD13	2.34	0.61
1:A:300:A:H2'	1:A:301:G:O4'	1.99	0.61
1:A:1251:A:H5'	9:I:12:GLU:HG2	1.81	0.61
1:A:1421:G:N2	1:A:1480:G:H1'	2.16	0.61
1:A:37:U:O2'	1:A:500:G:H4'	2.00	0.61
1:A:646:U:H2'	1:A:647:C:C6	2.36	0.61
1:A:515:G:H2'	1:A:516:PSU:O4'	2.00	0.61

Continued on next page...

Continued from previous page...

Atom-1	Atom-2	Interatomic distance (Å)	Clash overlap (Å)
1:A:806:C:H2'	1:A:807:A:H8	1.65	0.61
1:A:1179:A:OP2	9:I:93:ARG:NH1	2.34	0.61
8:H:11:THR:O	8:H:15:ASN:ND2	2.34	0.61
7:G:99:LEU:HB3	7:G:103:TRP:CZ3	2.35	0.61
12:L:6:THR:N	12:L:9:GLN:OE1	2.31	0.61
17:Q:87:LYS:O	17:Q:90:ILE:HG22	2.00	0.61
1:A:447:G:H2'	1:A:485:G:N2	2.16	0.61
3:C:121:ALA:O	3:C:124:ILE:HB	2.00	0.61
10:J:35:SER:OG	10:J:73:ASP:HB2	2.01	0.61
1:A:490:G:H2'	1:A:491:G:H8	1.66	0.61
1:A:589:C:N4	25:A:2337:HOH:O	2.23	0.61
14:N:21:TYR:HE2	14:N:23:ARG:NE	1.98	0.61
1:A:135:C:O2	16:P:1:MET:HB3	1.99	0.61
1:A:606:G:H1'	1:A:632:A:H61	1.65	0.61
1:A:652:U:O4	1:A:752:G:O2'	2.17	0.61
1:A:1126:U:H5''	25:A:3121:HOH:O	1.99	0.61
1:A:1482:G:H2'	1:A:1483:A:H8	1.66	0.61
11:K:40:ILE:HG23	11:K:75:TYR:CD1	2.35	0.61
1:A:439:A:C4	1:A:497:A:C2	2.89	0.61
2:B:20:GLU:HB2	2:B:190:THR:HB	1.83	0.61
8:H:33:GLU:HG2	8:H:48:TYR:OH	2.01	0.61
17:Q:48:GLU:HG2	17:Q:50:LYS:HB3	1.82	0.61
1:A:141:A:H1'	1:A:182:U:O2	2.01	0.60
1:A:414:A:H2'	1:A:415:A:C8	2.35	0.60
1:A:1484:C:C4	1:A:1485:U:H5	2.19	0.60
2:B:68:ILE:H	2:B:90:MET:CG	2.14	0.60
2:B:77:ALA:HB2	2:B:211:ILE:HD12	1.81	0.60
2:B:150:SER:HA	2:B:153:ARG:HG3	1.83	0.60
4:D:49:ARG:HA	4:D:49:ARG:HE	1.66	0.60
13:M:5:ALA:N	13:M:8:GLU:OE2	2.33	0.60
16:P:49:LEU:HD22	16:P:73:LEU:HD22	1.83	0.60
1:A:1124:G:HO2'	1:A:1145:C:N4	1.99	0.60
2:B:19:HIS:CE1	2:B:206:ASP:HB3	2.35	0.60
3:C:179:ARG:HD2	3:C:206:GLU:OE1	2.01	0.60
19:S:41:VAL:HG12	19:S:42:PRO:HD2	1.82	0.60
1:A:1443:G:H4'	1:A:1446:A:H5'	1.83	0.60
17:Q:92:ARG:HB3	17:Q:92:ARG:HH11	1.65	0.60
1:A:731:G:OP1	1:A:766:A:H1'	2.01	0.60
1:A:1343:G:H2'	1:A:1344:C:C6	2.37	0.60
1:A:1352:C:H2'	1:A:1353:G:C8	2.37	0.60
2:B:42:ILE:HG13	2:B:203:GLY:HA2	1.82	0.60

Continued on next page...

Continued from previous page...

Atom-1	Atom-2	Interatomic distance (Å)	Clash overlap (Å)
9:I:118:LYS:O	9:I:120:ARG:N	2.33	0.60
12:L:89:ARG:HD3	12:L:97:ARG:CA	2.31	0.60
1:A:1442:G:C2	1:A:1446:A:N7	2.69	0.60
7:G:15:ASP:HB2	7:G:20:ASP:O	2.02	0.60
7:G:73:MET:SD	7:G:90:GLU:HA	2.41	0.60
14:N:8:GLU:O	14:N:11:LYS:HB2	2.01	0.60
1:A:532:A:O2'	1:A:533:A:OP1	2.14	0.60
1:A:853:G:C2'	1:A:854:G:H5'	2.30	0.60
7:G:26:PHE:CD2	7:G:62:PHE:HE1	2.20	0.60
10:J:4:ILE:O	10:J:74:ILE:HG13	2.00	0.60
10:J:25:GLU:HA	10:J:28:ARG:HB2	1.82	0.60
1:A:248:C:N4	1:A:276:G:H1	2.00	0.60
1:A:1100:C:N4	25:A:3039:HOH:O	2.20	0.60
1:A:1251:A:H2'	1:A:1252:A:O4'	2.01	0.60
2:B:22:LYS:HD2	2:B:35:GLU:OE1	2.00	0.60
1:A:291:C:C2'	1:A:292:G:H5'	2.31	0.60
1:A:737:A:H2'	1:A:738:C:C6	2.37	0.60
1:A:1497:G:H2'	1:A:1498:UR3:H5'	1.84	0.60
1:A:1305:G:H3'	21:U:4:GLY:O	2.00	0.60
8:H:121:ASP:OD2	8:H:122:ARG:HG2	2.02	0.60
13:M:80:ARG:HB3	13:M:80:ARG:CZ	2.31	0.60
16:P:9:PHE:CE2	16:P:18:ARG:HD2	2.37	0.60
17:Q:67:LYS:HA	17:Q:70:ARG:HH12	1.67	0.60
20:T:89:ARG:NH2	20:T:104:LEU:HD12	2.15	0.60
1:A:527:7MG:O2'	1:A:535:A:N1	2.28	0.60
1:A:598:U:H4'	8:H:94:TYR:CE1	2.37	0.60
1:A:267:C:OP2	17:Q:67:LYS:HE3	2.02	0.59
5:E:78:HIS:HB2	8:H:104:ARG:HG2	1.83	0.59
10:J:38:ILE:HB	10:J:71:LEU:HD23	1.83	0.59
13:M:4:ILE:HG22	13:M:57:ARG:HA	1.84	0.59
21:U:19:GLY:N	21:U:22:ARG:O	2.25	0.59
1:A:1309:G:OP1	13:M:88:ARG:NH2	2.33	0.59
4:D:52:SER:O	4:D:56:VAL:HG23	2.02	0.59
9:I:79:LEU:HD22	9:I:83:ARG:NE	2.18	0.59
1:A:332:G:H2'	1:A:333:G:H8	1.65	0.59
1:A:393:A:N6	25:A:2839:HOH:O	2.34	0.59
1:A:881:G:H2'	1:A:882:C:O4'	2.02	0.59
1:A:1016:A:H2'	1:A:1017:G:O4'	2.03	0.59
1:A:1321:C:H3'	1:A:1322:C:H5''	1.84	0.59
1:A:924:C:O2'	1:A:925:G:H5'	2.02	0.59
1:A:1038:C:H2'	1:A:1039:C:H6	1.67	0.59

Continued on next page...

Continued from previous page...

Atom-1	Atom-2	Interatomic distance (Å)	Clash overlap (Å)
3:C:148:GLY:HA3	3:C:172:ARG:O	2.03	0.59
11:K:120:ARG:HB3	11:K:120:ARG:HH11	1.66	0.59
14:N:44:LEU:HD12	14:N:44:LEU:O	2.02	0.59
15:O:70:LEU:HD12	15:O:78:TYR:HB2	1.84	0.59
1:A:411:A:C8	1:A:413:G:H1'	2.37	0.59
1:A:1171:G:O2'	1:A:1172:C:H5'	2.02	0.59
3:C:5:ILE:HD12	3:C:6:HIS:N	2.16	0.59
6:F:7:ASN:HD21	18:R:34:TYR:HE1	1.49	0.59
11:K:20:TYR:CZ	11:K:83:ILE:HD12	2.37	0.59
1:A:586:C:C2'	1:A:587:G:H5'	2.33	0.59
1:A:1234:C:H1'	1:A:1364:U:O2	2.03	0.59
4:D:31:CYS:C	4:D:33:MET:H	2.05	0.59
11:K:62:GLN:O	11:K:66:LEU:HG	2.02	0.59
12:L:11:VAL:HG23	17:Q:29:HIS:CD2	2.37	0.59
16:P:9:PHE:N	16:P:16:HIS:O	2.30	0.59
17:Q:68:ARG:H	17:Q:70:ARG:NH1	2.00	0.59
19:S:7:LYS:H	19:S:7:LYS:HZ3	1.49	0.59
1:A:1072:G:H2'	1:A:1073:U:C6	2.38	0.59
9:I:5:TYR:HE2	9:I:16:ARG:HG2	1.68	0.59
1:A:148:G:H2'	1:A:149:A:H8	1.67	0.59
1:A:833:U:O2	1:A:854:G:C2	2.55	0.59
9:I:19:LEU:HB2	9:I:59:PHE:HE2	1.68	0.59
11:K:109:VAL:HG12	11:K:110:ASP:N	2.18	0.59
13:M:37:THR:HB	13:M:39:ILE:HD11	1.84	0.59
1:A:427:U:OP1	4:D:13:ARG:NH2	2.35	0.59
1:A:1085:U:C2	25:A:2271:HOH:O	2.53	0.59
1:A:1151:A:C4	1:A:1152:A:N7	2.70	0.59
5:E:84:PHE:HB3	5:E:134:ALA:HB2	1.85	0.59
1:A:941:G:H2'	1:A:942:G:O5'	2.02	0.58
1:A:1314:C:C5	19:S:6:LYS:HE2	2.38	0.58
1:A:1314:C:OP2	19:S:6:LYS:HD3	2.03	0.58
10:J:38:ILE:N	10:J:71:LEU:HB2	2.18	0.58
1:A:530:G:O2'	1:A:531:U:OP2	2.21	0.58
1:A:677:U:O2	1:A:777:A:O2'	2.18	0.58
1:A:187:C:C2	20:T:105:SER:HB3	2.39	0.58
1:A:734:G:H21	18:R:75:ILE:HD11	1.68	0.58
8:H:6:ILE:HD11	8:H:31:PHE:CE2	2.38	0.58
3:C:116:VAL:HG21	3:C:202:ILE:HD11	1.85	0.58
9:I:84:ALA:O	9:I:87:GLN:HB3	2.02	0.58
16:P:1:MET:HG2	16:P:2:VAL:N	2.18	0.58
19:S:53:ASN:HB2	19:S:56:GLN:O	2.02	0.58

Continued on next page...

Continued from previous page...

Atom-1	Atom-2	Interatomic distance (Å)	Clash overlap (Å)
20:T:49:ALA:HB2	20:T:92:LEU:HG	1.85	0.58
1:A:189:G:H2'	1:A:190:C:C6	2.39	0.58
1:A:519:C:OP2	12:L:50:SER:HB3	2.03	0.58
3:C:157:ILE:HD12	3:C:164:ARG:NH1	2.18	0.58
7:G:54:THR:HB	7:G:56:GLN:OE1	2.03	0.58
19:S:7:LYS:HD2	19:S:7:LYS:O	2.02	0.58
1:A:1397:C:HO2'	1:A:1398:A:P	2.26	0.58
17:Q:68:ARG:H	17:Q:70:ARG:HH11	1.52	0.58
20:T:10:LEU:O	20:T:13:LEU:HD23	2.03	0.58
1:A:222:U:H2'	1:A:223:U:C6	2.38	0.58
1:A:1357:A:H5''	1:A:1358:U:OP2	2.03	0.58
2:B:97:TRP:HH2	2:B:176:GLU:CD	2.06	0.58
4:D:9:CYS:SG	4:D:31:CYS:O	2.62	0.58
4:D:35:ARG:O	4:D:36:ARG:HG3	2.03	0.58
4:D:150:GLU:HA	4:D:153:ARG:HG3	1.86	0.58
6:F:48:LEU:HB2	6:F:56:PRO:O	2.03	0.58
16:P:53:VAL:HG12	16:P:79:VAL:HG22	1.86	0.58
2:B:167:PRO:O	2:B:171:ALA:HB2	2.04	0.58
20:T:64:ASP:OD2	20:T:81:LYS:NZ	2.32	0.58
1:A:1145:C:H4'	1:A:1146:A:OP1	2.02	0.58
1:A:1182:G:H4'	1:A:1183:A:H5''	1.86	0.58
2:B:92:TYR:CD1	2:B:151:GLY:HA3	2.39	0.58
1:A:929:G:N2	1:A:1388:C:O2	2.24	0.58
1:A:1121:U:H2'	1:A:1122:U:C6	2.39	0.58
7:G:149:ARG:HD2	11:K:59:TYR:CD1	2.38	0.58
8:H:109:ILE:HD12	8:H:111:ILE:HG13	1.86	0.58
9:I:19:LEU:HD11	9:I:85:LEU:HD12	1.86	0.58
19:S:6:LYS:HB2	19:S:7:LYS:HZ3	1.68	0.58
1:A:11:G:C5	1:A:12:U:C5	2.92	0.57
1:A:229:U:C2'	1:A:230:G:H5'	2.33	0.57
1:A:1096:C:H6	1:A:1096:C:H5''	1.69	0.57
1:A:1213:A:C8	1:A:1215:G:C5	2.92	0.57
1:A:1526:G:O2'	1:A:1527:C:H5'	2.03	0.57
5:E:144:THR:HG22	5:E:146:ALA:H	1.69	0.57
6:F:3:ARG:O	6:F:93:SER:HB2	2.03	0.57
7:G:111:ARG:NH2	7:G:122:HIS:HB3	2.19	0.57
1:A:750:G:N3	15:O:23:GLY:HA3	2.19	0.57
2:B:97:TRP:HH2	2:B:176:GLU:OE1	1.86	0.57
2:B:131:PRO:HB2	2:B:133:LYS:HD2	1.84	0.57
6:F:98:LEU:HD12	6:F:98:LEU:N	2.18	0.57
15:O:25:THR:HG21	15:O:70:LEU:HD23	1.85	0.57

Continued on next page...

Continued from previous page...

Atom-1	Atom-2	Interatomic distance (Å)	Clash overlap (Å)
16:P:38:TYR:O	16:P:49:LEU:HD12	2.04	0.57
1:A:953:G:H5''	1:A:965:A:H61	1.67	0.57
1:A:1314:C:H5	19:S:6:LYS:HE2	1.69	0.57
1:A:986:A:C2	1:A:1220:G:C2	2.92	0.57
5:E:65:ASN:CG	5:E:65:ASN:O	2.43	0.57
8:H:118:VAL:O	8:H:119:LEU:HD23	2.04	0.57
13:M:49:THR:HG22	13:M:51:ALA:N	2.20	0.57
18:R:47:THR:HG22	18:R:48:GLY:N	2.20	0.57
20:T:10:LEU:HD22	20:T:11:SER:N	2.19	0.57
1:A:1213:A:C5	1:A:1215:G:C4	2.93	0.57
1:A:1328:C:H2'	1:A:1329:A:H8	1.69	0.57
1:A:1329:A:H2'	1:A:1330:U:O4'	2.03	0.57
1:A:1348:U:H4'	9:I:120:ARG:HD2	1.86	0.57
6:F:43:LEU:HD13	6:F:46:ARG:HG3	1.85	0.57
10:J:45:ARG:HB3	10:J:47:PHE:HE1	1.69	0.57
20:T:99:LEU:HD23	20:T:100:ILE:N	2.18	0.57
1:A:45:U:H2'	1:A:46:G:C8	2.39	0.57
1:A:392:G:H2'	1:A:393:A:C8	2.40	0.57
1:A:1135:U:O2'	1:A:1138:G:O6	2.21	0.57
1:A:1448:C:H42	1:A:1455:G:H1	1.51	0.57
3:C:59:ARG:HG2	3:C:59:ARG:HH11	1.68	0.57
7:G:15:ASP:HB3	7:G:19:GLY:H	1.68	0.57
7:G:16:LEU:HD11	9:I:42:ARG:HA	1.84	0.57
13:M:96:LEU:HB3	13:M:97:PRO:HD2	1.87	0.57
1:A:977:A:H2'	1:A:978:A:H5''	1.86	0.57
1:A:1216:G:H5''	14:N:5:ALA:HB2	1.87	0.57
7:G:69:VAL:HG21	7:G:104:LEU:HD21	1.85	0.57
9:I:38:GLN:HG2	9:I:39:GLY:N	2.18	0.57
13:M:29:ARG:HD3	13:M:64:TRP:CE2	2.40	0.57
1:A:109:A:C4	1:A:327:A:C2	2.93	0.57
1:A:610:G:H2'	1:A:611:A:H5'	1.87	0.57
1:A:683:G:H5''	1:A:684:A:OP2	2.04	0.57
1:A:878:G:H5'	8:H:89:PRO:HG2	1.85	0.57
1:A:1505:G:H4'	1:A:1506:U:H5''	1.85	0.57
8:H:71:GLY:O	8:H:74:PRO:HD3	2.05	0.57
15:O:56:LEU:O	15:O:60:VAL:HG23	2.04	0.57
18:R:26:LEU:HG	18:R:27:GLY:H	1.70	0.57
1:A:98:U:O2'	1:A:99:C:H5'	2.04	0.57
1:A:344:A:H5''	1:A:345:C:H5	1.69	0.57
1:A:350:G:H5''	1:A:350:G:C8	2.35	0.57
1:A:518:C:H2'	1:A:530:G:C8	2.40	0.57

Continued on next page...

Continued from previous page...

Atom-1	Atom-2	Interatomic distance (Å)	Clash overlap (Å)
1:A:1329:A:OP1	13:M:29:ARG:HG3	2.04	0.57
5:E:17:ALA:HB2	5:E:26:PHE:HD2	1.70	0.57
1:A:344:A:C5'	1:A:345:C:H5	2.17	0.57
1:A:1267:C:O2	21:U:20:LYS:HD2	2.04	0.57
1:A:1496:C:H6	1:A:1517:G:H1	1.53	0.57
3:C:9:GLY:HA2	3:C:12:LEU:HD12	1.86	0.57
5:E:43:LEU:N	5:E:136:MET:HE1	2.20	0.57
5:E:78:HIS:CE1	5:E:142:LEU:HD23	2.40	0.57
18:R:56:THR:HG23	18:R:58:LEU:N	2.13	0.57
1:A:56:U:O2'	1:A:57:G:H5'	2.04	0.56
1:A:1122:U:O4	1:A:1123:A:N6	2.37	0.56
1:A:1387:G:C6	1:A:1388:C:N4	2.73	0.56
20:T:10:LEU:CD1	20:T:13:LEU:H	2.16	0.56
1:A:924:C:C2'	1:A:925:G:H5'	2.34	0.56
1:A:1269:A:H2	1:A:1312:G:N3	2.02	0.56
1:A:1415:G:H3'	1:A:1415:G:C8	2.39	0.56
4:D:88:VAL:O	4:D:92:VAL:HG23	2.04	0.56
15:O:57:LEU:O	15:O:60:VAL:N	2.38	0.56
1:A:561:U:H5'	25:A:2992:HOH:O	2.05	0.56
1:A:735:C:H1'	18:R:75:ILE:HD11	1.87	0.56
1:A:1065:U:H5''	1:A:1190:G:N2	2.19	0.56
2:B:97:TRP:CH2	2:B:176:GLU:CD	2.79	0.56
4:D:95:GLY:O	4:D:99:SER:HB2	2.06	0.56
8:H:120:THR:N	8:H:123:GLU:OE1	2.32	0.56
10:J:47:PHE:HD2	14:N:44:LEU:HD21	1.70	0.56
1:A:1149:C:OP1	9:I:9:ARG:NH1	2.39	0.56
2:B:10:LEU:O	2:B:12:GLU:N	2.38	0.56
8:H:105:ARG:NH1	25:H:305:HOH:O	2.38	0.56
17:Q:15:MET:CE	17:Q:43:LEU:HD11	2.35	0.56
1:A:1027:C:N4	1:A:1034:G:H22	2.04	0.56
2:B:189:ASP:HB2	2:B:205:ASP:HB3	1.88	0.56
5:E:14:ARG:HG3	5:E:16:THR:HG23	1.88	0.56
12:L:53:ARG:HG3	12:L:93:LEU:CD2	2.35	0.56
13:M:23:TYR:CE2	13:M:70:LEU:HD22	2.39	0.56
13:M:99:ARG:NH2	19:S:2:PRO:HG3	2.20	0.56
18:R:66:LEU:HD11	18:R:70:ILE:HD11	1.88	0.56
20:T:49:ALA:HA	20:T:52:ALA:HB3	1.88	0.56
1:A:324:G:OP1	20:T:22:ARG:HD2	2.06	0.56
1:A:506:G:C8	1:A:506:G:H5'	2.40	0.56
1:A:1256:A:H5''	1:A:1256:A:C8	2.38	0.56
1:A:1305:G:H5''	21:U:4:GLY:O	2.05	0.56

Continued on next page...

Continued from previous page...

Atom-1	Atom-2	Interatomic distance (Å)	Clash overlap (Å)
1:A:1316:G:H2'	1:A:1317:C:H5''	1.88	0.56
4:D:98:GLU:OE2	4:D:107:ARG:HG3	2.04	0.56
13:M:74:VAL:O	13:M:77:ASN:HB2	2.05	0.56
1:A:414:A:H2'	1:A:415:A:H8	1.71	0.56
1:A:964:A:N6	25:A:2709:HOH:O	2.31	0.56
1:A:1074:G:C4'	2:B:104:ASN:HB2	2.35	0.56
1:A:1405:G:N2	1:A:1496:C:H5	2.02	0.56
12:L:25:PRO:HB2	12:L:64:TYR:CE2	2.32	0.56
1:A:1166:G:N2	1:A:1169:A:OP2	2.39	0.56
3:C:92:ALA:HB2	3:C:99:VAL:HG22	1.88	0.56
1:A:1124:G:O2'	1:A:1145:C:N4	2.38	0.56
1:A:1504:G:C3'	1:A:1505:G:H5'	2.36	0.56
6:F:95:GLU:O	18:R:32:ARG:NH1	2.39	0.56
12:L:90:VAL:HG11	12:L:93:LEU:HG	1.88	0.56
1:A:671:G:H2'	1:A:672:U:O4'	2.06	0.55
1:A:1293:G:H2'	1:A:1294:G:O4'	2.07	0.55
19:S:53:ASN:HB3	19:S:55:LYS:H	1.69	0.55
1:A:132:C:O3'	20:T:74:LYS:NZ	2.39	0.55
1:A:452:A:C2	1:A:453:A:C4	2.94	0.55
1:A:1010:G:O2'	1:A:1011:G:H5'	2.07	0.55
1:A:1194:U:C2'	1:A:1195:C:H5'	2.36	0.55
1:A:1219:U:C4	1:A:1220:G:N7	2.74	0.55
1:A:1413:A:H2	1:A:1487:G:H22	1.54	0.55
1:A:517:G:N1	1:A:533:A:OP2	2.22	0.55
1:A:778:G:H2'	1:A:779:C:H6	1.69	0.55
1:A:1123:A:O2'	10:J:38:ILE:HG12	2.05	0.55
12:L:34:ARG:HB2	12:L:105:TYR:HE1	1.71	0.55
13:M:11:ARG:HH21	13:M:12:ASN:HA	1.70	0.55
13:M:108:ARG:HD3	13:M:114:ARG:NH2	2.21	0.55
1:A:1411:C:H42	1:A:1489:G:H1	1.54	0.55
5:E:78:HIS:HE1	5:E:142:LEU:HA	1.72	0.55
9:I:111:ARG:O	9:I:111:ARG:HG3	2.06	0.55
14:N:29:ARG:HE	14:N:31:ARG:HB2	1.72	0.55
1:A:975:A:N6	10:J:60:ARG:HH21	2.04	0.55
8:H:61:VAL:CG1	8:H:63:LEU:HD12	2.35	0.55
1:A:506:G:C5'	1:A:506:G:H8	2.20	0.55
1:A:580:U:H2'	1:A:581:G:C8	2.40	0.55
1:A:745:C:H5''	1:A:851:G:O2'	2.06	0.55
1:A:758:G:O2'	1:A:759:A:H5'	2.07	0.55
1:A:763:G:N2	1:A:764:C:C2	2.75	0.55
2:B:208:ILE:H	2:B:208:ILE:HD12	1.70	0.55

Continued on next page...

Continued from previous page...

Atom-1	Atom-2	Interatomic distance (Å)	Clash overlap (Å)
1:A:192:U:H2'	1:A:193:C:H6	1.71	0.55
1:A:806:C:H2'	1:A:807:A:C8	2.41	0.55
1:A:1303:C:H2'	1:A:1304:G:H5'	1.88	0.55
2:B:16:HIS:ND1	2:B:17:PHE:O	2.39	0.55
2:B:92:TYR:HD1	2:B:92:TYR:C	2.10	0.55
11:K:29:ILE:HG22	11:K:44:SER:HB2	1.88	0.55
13:M:114:ARG:CZ	25:M:202:HOH:O	2.53	0.55
18:R:73:ALA:HB3	18:R:79:LEU:HD12	1.88	0.55
20:T:43:LEU:HA	20:T:46:GLU:HG3	1.88	0.55
1:A:672:U:H2'	1:A:673:G:H8	1.72	0.55
1:A:1062:U:H2'	1:A:1063:C:C6	2.41	0.55
1:A:1259:C:H5''	1:A:1260:C:OP2	2.07	0.55
1:A:1442:G:N7	1:A:1446:A:N6	2.54	0.55
3:C:5:ILE:HD12	3:C:6:HIS:H	1.72	0.55
3:C:76:VAL:O	3:C:83:ARG:HG2	2.06	0.55
4:D:7:PRO:HB2	4:D:10:ARG:HG2	1.89	0.55
6:F:44:GLY:HA2	6:F:60:PHE:H	1.72	0.55
1:A:1018:C:H2'	1:A:1019:C:O4'	2.07	0.55
1:A:1130:A:C2	1:A:1146:A:C4	2.94	0.55
1:A:1410:G:H2'	1:A:1411:C:H6	1.71	0.55
2:B:84:GLU:HG3	2:B:215:LEU:HB3	1.89	0.55
5:E:45:PHE:HE2	5:E:47:LYS:HE3	1.72	0.55
6:F:1:MET:HB2	6:F:67:MET:O	2.07	0.55
13:M:105:THR:O	13:M:107:ALA:N	2.40	0.55
19:S:2:PRO:N	19:S:3:ARG:HG3	2.21	0.55
21:U:13:ILE:HA	21:U:22:ARG:NH1	2.22	0.55
1:A:109:A:C6	1:A:326:G:C6	2.95	0.54
1:A:987:G:N2	1:A:1219:U:O2	2.40	0.54
1:A:1346:A:C5	7:G:10:ARG:NH2	2.76	0.54
2:B:97:TRP:CG	2:B:173:ALA:HB2	2.42	0.54
10:J:8:LEU:HD23	10:J:96:ILE:HA	1.89	0.54
1:A:949:A:C2	1:A:1233:G:N3	2.75	0.54
1:A:981:U:H5'	14:N:21:TYR:CE1	2.42	0.54
1:A:1298:C:C4	7:G:114:ARG:HD2	2.42	0.54
13:M:49:THR:O	13:M:53:VAL:HG23	2.07	0.54
1:A:1484:C:C2	1:A:1485:U:H6	2.26	0.54
1:A:1539:C:H5''	7:G:82:GLY:HA2	1.90	0.54
3:C:156:ARG:H	3:C:163:ALA:HA	1.71	0.54
7:G:121:ALA:O	7:G:125:MET:HG3	2.07	0.54
8:H:104:ARG:NH1	8:H:138:TRP:CE2	2.76	0.54
18:R:39:VAL:O	18:R:42:ARG:HG2	2.08	0.54

Continued on next page...

Continued from previous page...

Atom-1	Atom-2	Interatomic distance (Å)	Clash overlap (Å)
18:R:53:ARG:CA	18:R:56:THR:HG22	2.26	0.54
1:A:642:A:C8	8:H:115:SER:HA	2.42	0.54
1:A:1368:G:H2'	1:A:1369:C:H5'	1.89	0.54
1:A:1443:G:H5'	1:A:1443:G:H8	1.72	0.54
8:H:104:ARG:CZ	8:H:138:TRP:CZ2	2.90	0.54
18:R:74:ARG:HB3	18:R:81:PHE:CZ	2.43	0.54
1:A:689:C:P	11:K:46:GLY:HA3	2.48	0.54
1:A:937:A:N6	1:A:1345:U:O4	2.36	0.54
1:A:1002:G:H22	1:A:1003(A):G:N2	2.05	0.54
6:F:71:ARG:HB2	6:F:71:ARG:HH11	1.71	0.54
12:L:19:ARG:HB3	12:L:20:LYS:NZ	2.22	0.54
16:P:6:LEU:HD12	16:P:6:LEU:N	2.22	0.54
1:A:496:A:H4'	1:A:497:A:OP1	2.07	0.54
1:A:966:M2G:HM13	1:A:967:5MC:C1'	2.33	0.54
6:F:2:ARG:HD2	6:F:69:GLU:CG	2.38	0.54
13:M:108:ARG:NH2	13:M:114:ARG:HA	2.23	0.54
21:U:13:ILE:HG12	21:U:22:ARG:NH1	2.22	0.54
1:A:277:C:OP2	17:Q:41:LYS:HE3	2.07	0.54
5:E:18:ARG:HG2	5:E:19:MET:N	2.23	0.54
1:A:1227:A:H5''	1:A:1228:C:OP2	2.08	0.54
1:A:1415:G:N2	1:A:1485:U:C4	2.75	0.54
3:C:15:THR:HB	3:C:181:ASN:HB2	1.90	0.54
3:C:155:GLY:O	3:C:156:ARG:HB2	2.08	0.54
4:D:10:ARG:O	4:D:13:ARG:HB2	2.08	0.54
4:D:54:TYR:HE1	4:D:206:PHE:CE1	2.19	0.54
5:E:78:HIS:CE1	5:E:142:LEU:HA	2.43	0.54
6:F:80:ARG:HG2	6:F:80:ARG:HH11	1.73	0.54
7:G:9:VAL:HG22	7:G:10:ARG:N	2.23	0.54
9:I:81:ILE:O	9:I:85:LEU:HD13	2.08	0.54
12:L:93:LEU:N	12:L:93:LEU:HD23	2.22	0.54
13:M:51:ALA:HA	13:M:54:VAL:HG12	1.89	0.54
1:A:261:U:O2	1:A:263:A:C8	2.61	0.54
1:A:526:C:C5	1:A:527:7MG:H1'	2.43	0.54
1:A:527:7MG:H2'	1:A:528:C:H5'	1.88	0.54
1:A:538:G:P	12:L:115:LYS:HB2	2.48	0.54
1:A:1525:G:O2'	1:A:1526:G:H5'	2.08	0.54
2:B:21:ARG:HA	2:B:39:ILE:HA	1.90	0.54
2:B:92:TYR:CD1	2:B:92:TYR:C	2.80	0.54
13:M:12:ASN:O	13:M:44:ARG:HG3	2.08	0.54
1:A:216:G:O2'	1:A:217:C:OP2	2.21	0.54
1:A:421:U:H3	3:C:127:ARG:HH12	1.56	0.54

Continued on next page...

Continued from previous page...

Atom-1	Atom-2	Interatomic distance (Å)	Clash overlap (Å)
1:A:639:G:O2'	1:A:640:A:H5'	2.08	0.54
1:A:735:C:H1'	18:R:75:ILE:CD1	2.38	0.54
1:A:778:G:H8	1:A:778:G:O5'	1.91	0.54
1:A:1004:A:C6	1:A:1037:C:N4	2.76	0.54
1:A:1352:C:H2'	1:A:1353:G:H8	1.73	0.54
1:A:1379:G:N2	1:A:1381:U:O4	2.40	0.54
1:A:1442:G:C8	1:A:1446:A:N6	2.75	0.54
1:A:1497:G:O2'	1:A:1498:UR3:H5'	2.08	0.54
3:C:111:LEU:HD21	3:C:146:ALA:HB2	1.90	0.54
5:E:52:PRO:HG2	5:E:53:LEU:N	2.23	0.54
5:E:83:GLU:HG2	5:E:88:LYS:HG3	1.90	0.54
15:O:30:ALA:HA	15:O:85:LEU:HD11	1.89	0.54
16:P:53:VAL:HG23	16:P:54:GLU:N	2.22	0.54
20:T:100:ILE:HB	20:T:102:GLY:H	1.73	0.54
1:A:965:A:C2	1:A:969:A:C2	2.96	0.53
1:A:1373:G:H5''	7:G:36:LYS:HD2	1.89	0.53
1:A:1527:C:H2'	1:A:1528:U:C6	2.42	0.53
6:F:62:TRP:HB2	18:R:35:ARG:HH12	1.73	0.53
15:O:56:LEU:O	15:O:56:LEU:HD13	2.08	0.53
17:Q:15:MET:HB3	17:Q:18:THR:HB	1.90	0.53
1:A:657:G:H2'	1:A:658:G:H5'	1.90	0.53
1:A:735:C:H2'	1:A:736:C:H6	1.73	0.53
2:B:158:LEU:H	2:B:158:LEU:HD12	1.73	0.53
4:D:170:VAL:HG22	4:D:171:GLY:N	2.23	0.53
4:D:126:ILE:HG22	4:D:127:THR:N	2.24	0.53
13:M:9:ILE:O	13:M:11:ARG:N	2.41	0.53
13:M:48:LEU:CD1	13:M:53:VAL:HG22	2.38	0.53
15:O:33:THR:HG21	15:O:85:LEU:HD22	1.90	0.53
1:A:1125:U:C5	1:A:1281:U:O2	2.61	0.53
1:A:1376:U:OP1	7:G:98:SER:OG	2.25	0.53
5:E:6:PHE:CE2	5:E:36:ASP:HB3	2.41	0.53
7:G:111:ARG:HH21	7:G:123:GLU:HA	1.73	0.53
12:L:60:LEU:HB2	12:L:64:TYR:O	2.08	0.53
17:Q:5:VAL:C	17:Q:6:LEU:HD23	2.28	0.53
18:R:53:ARG:NH1	18:R:59:SER:HA	2.22	0.53
1:A:11:G:C6	1:A:12:U:C4	2.97	0.53
1:A:77:G:C4	1:A:93:G:N2	2.77	0.53
1:A:690:G:C6	1:A:691:G:C6	2.96	0.53
1:A:1112:C:H1'	3:C:179:ARG:HH21	1.73	0.53
5:E:14:ARG:HE	5:E:16:THR:CG2	2.21	0.53
7:G:99:LEU:O	7:G:103:TRP:HB2	2.08	0.53

Continued on next page...

Continued from previous page...

Atom-1	Atom-2	Interatomic distance (Å)	Clash overlap (Å)
8:H:10:LEU:HD23	8:H:83:ILE:HD11	1.89	0.53
12:L:25:PRO:CA	12:L:27:LEU:H	2.21	0.53
16:P:6:LEU:HD23	16:P:17:TYR:CG	2.43	0.53
20:T:56:MET:HG3	20:T:88:VAL:HG21	1.90	0.53
1:A:432:A:C8	1:A:433:C:C5	2.96	0.53
1:A:502:G:H2'	1:A:503:C:O4'	2.08	0.53
10:J:8:LEU:HD21	10:J:96:ILE:HG23	1.91	0.53
1:A:158:G:H2'	1:A:159:G:H5'	1.91	0.53
1:A:587:G:O2'	1:A:588:G:OP2	2.23	0.53
1:A:734:G:N2	18:R:75:ILE:HD11	2.23	0.53
1:A:1106:G:C6	1:A:1107:C:C4	2.96	0.53
1:A:1245:A:C2	1:A:1293:G:C2	2.97	0.53
2:B:57:PHE:CG	2:B:199:TYR:CE1	2.97	0.53
4:D:187:ARG:CZ	4:D:188:LEU:H	2.21	0.53
8:H:7:ALA:O	8:H:10:LEU:N	2.41	0.53
8:H:25:ASP:OD1	8:H:25:ASP:N	2.41	0.53
11:K:81:ASP:HB3	11:K:107:SER:OG	2.09	0.53
19:S:11:VAL:HG12	19:S:12:ASP:O	2.08	0.53
1:A:299:G:C6	1:A:300:A:C6	2.96	0.53
1:A:409:G:OP1	4:D:24:GLU:O	2.26	0.53
1:A:449:C:N4	1:A:450:G:C2	2.77	0.53
1:A:1118:C:H1'	1:A:1179:A:C4	2.44	0.53
1:A:1251:A:H4'	9:I:12:GLU:OE2	2.08	0.53
1:A:1280:A:H3'	1:A:1281:U:H5'	1.91	0.53
2:B:197:VAL:HG21	2:B:200:ILE:HD12	1.90	0.53
5:E:9:LYS:HD3	5:E:108:ALA:HB1	1.91	0.53
5:E:139:LEU:HD23	5:E:139:LEU:N	2.22	0.53
8:H:29:SER:HB3	8:H:32:LYS:HG3	1.90	0.53
17:Q:26:GLN:O	17:Q:27:PHE:HB3	2.06	0.53
1:A:929:G:H2'	1:A:930:C:H6	1.74	0.53
1:A:1437:C:H2'	1:A:1438:G:H5'	1.89	0.53
1:A:1492:A:H2'	1:A:1492:A:N3	2.23	0.53
16:P:12:LYS:O	16:P:13:HIS:HB2	2.07	0.53
1:A:39:G:O2'	1:A:40:C:H5'	2.09	0.53
1:A:390:C:H2'	1:A:391:G:C8	2.44	0.53
1:A:1007:C:H2'	1:A:1008:C:H6	1.73	0.53
1:A:1288:A:H2'	1:A:1289:A:O4'	2.08	0.53
10:J:26:ALA:HA	10:J:84:GLN:HG2	1.91	0.53
17:Q:51:TYR:CD1	17:Q:51:TYR:N	2.77	0.53
19:S:7:LYS:NZ	19:S:7:LYS:H	2.07	0.53
1:A:658:G:C4	1:A:659:U:C5	2.97	0.52

Continued on next page...

Continued from previous page...

Atom-1	Atom-2	Interatomic distance (Å)	Clash overlap (Å)
1:A:814:A:N7	1:A:816:A:C4	2.77	0.52
1:A:1121:U:O2'	1:A:1122:U:H5'	2.09	0.52
1:A:1125:U:C3'	1:A:1125:U:C6	2.89	0.52
6:F:2:ARG:CD	6:F:69:GLU:HG3	2.38	0.52
7:G:12:LEU:H	7:G:12:LEU:HD12	1.73	0.52
7:G:51:GLN:HB2	7:G:58:PRO:HD3	1.89	0.52
13:M:12:ASN:H	13:M:45:VAL:CG1	2.23	0.52
15:O:30:ALA:CB	15:O:85:LEU:HD11	2.39	0.52
19:S:60:VAL:HG12	19:S:62:ILE:HG22	1.91	0.52
19:S:79:THR:HG22	19:S:80:TYR:O	2.09	0.52
1:A:31:G:N2	1:A:48:C:OP1	2.39	0.52
1:A:701:C:O5'	1:A:703:G:H5'	2.08	0.52
1:A:1214:C:H4'	25:A:2356:HOH:O	2.08	0.52
8:H:137:VAL:HG12	8:H:138:TRP:N	2.25	0.52
10:J:65:LEU:HD12	10:J:65:LEU:O	2.08	0.52
15:O:29:VAL:HG12	15:O:30:ALA:N	2.24	0.52
15:O:36:ILE:HG13	15:O:59:MET:HE2	1.90	0.52
15:O:36:ILE:HG13	15:O:59:MET:CE	2.39	0.52
1:A:1060:C:C4	3:C:2:GLY:HA2	2.45	0.52
1:A:1492:A:C8	1:A:1493:A:C2	2.97	0.52
3:C:179:ARG:HG3	3:C:206:GLU:HG2	1.91	0.52
13:M:34:LEU:CD1	13:M:41:PRO:HA	2.40	0.52
1:A:3:G:O6	4:D:87:GLY:N	2.43	0.52
1:A:203:U:OP1	1:A:203:U:H4'	2.09	0.52
1:A:878:G:C5'	8:H:89:PRO:HG2	2.38	0.52
1:A:923:A:H8	1:A:923:A:O5'	1.92	0.52
1:A:1145:C:H1'	1:A:1146:A:C8	2.44	0.52
1:A:1502:A:H2	1:A:1505:G:H1	1.57	0.52
13:M:78:ILE:HD13	13:M:92:HIS:CE1	2.45	0.52
18:R:55:ARG:HH11	18:R:55:ARG:HG2	1.75	0.52
19:S:70:LYS:H	19:S:73:GLU:HG3	1.74	0.52
20:T:56:MET:HG2	20:T:84:LEU:HD21	1.90	0.52
1:A:91:C:H2'	1:A:92:C:C6	2.41	0.52
1:A:691:G:H2'	1:A:692:U:C6	2.41	0.52
1:A:1415:G:C1'	1:A:1486:G:H22	2.23	0.52
1:A:1486:G:H2'	1:A:1487:G:O4'	2.08	0.52
2:B:18:GLY:CA	2:B:42:ILE:HG12	2.40	0.52
2:B:112:VAL:O	2:B:115:LEU:HB3	2.09	0.52
3:C:56:ASP:HB2	3:C:67:THR:HB	1.90	0.52
11:K:67:ASP:OD1	11:K:71:LYS:HE3	2.10	0.52
11:K:84:VAL:HG21	11:K:95:ILE:HD11	1.91	0.52

Continued on next page...

Continued from previous page...

Atom-1	Atom-2	Interatomic distance (Å)	Clash overlap (Å)
13:M:16:ASP:N	13:M:16:ASP:OD1	2.43	0.52
18:R:74:ARG:HB3	18:R:81:PHE:CE2	2.44	0.52
19:S:35:SER:O	19:S:35:SER:OG	2.23	0.52
1:A:518:C:H4'	1:A:519:C:H5''	1.90	0.52
1:A:524:G:O2'	1:A:525:C:H5'	2.10	0.52
1:A:556:C:C2'	1:A:557:G:H5'	2.39	0.52
1:A:1126:U:H3'	1:A:1126:U:H6	1.73	0.52
1:A:1321:C:H3'	1:A:1322:C:C5'	2.39	0.52
7:G:75:VAL:HA	7:G:87:VAL:O	2.10	0.52
1:A:299:G:N1	25:A:2126:HOH:O	2.32	0.52
1:A:377:G:C2	1:A:387:U:O2	2.63	0.52
1:A:521:G:OP1	12:L:54:LYS:HE2	2.09	0.52
1:A:591:U:OP1	8:H:30:ARG:NH1	2.43	0.52
1:A:660:G:H1	1:A:745:C:H42	1.58	0.52
1:A:837:G:N2	1:A:849:C:O2	2.43	0.52
1:A:1054:C:H3'	25:A:3065:HOH:O	2.09	0.52
1:A:1074:G:H4'	2:B:104:ASN:HB2	1.92	0.52
1:A:1112:C:H5''	1:A:1113:C:OP2	2.09	0.52
8:H:6:ILE:O	8:H:10:LEU:HD12	2.10	0.52
17:Q:15:MET:HE2	17:Q:43:LEU:HD11	1.92	0.52
18:R:56:THR:HG21	18:R:63:GLN:OE1	2.10	0.52
20:T:37:SER:HB2	20:T:84:LEU:HD13	1.91	0.52
1:A:259:G:H2'	1:A:260:G:C8	2.44	0.52
1:A:429:U:H4'	1:A:430:A:O5'	2.08	0.52
1:A:581:G:N7	25:A:3364:HOH:O	2.42	0.52
1:A:699:C:H1'	25:A:3282:HOH:O	2.10	0.52
1:A:943:U:C2'	1:A:944:G:H5'	2.40	0.52
1:A:1130:A:H4'	9:I:18:PHE:CE1	2.45	0.52
1:A:1287:A:C6	1:A:1288:A:N6	2.77	0.52
13:M:11:ARG:HE	13:M:12:ASN:HB2	1.75	0.52
1:A:129:U:O3'	1:A:129(A):G:H3'	2.10	0.52
1:A:331:G:OP1	1:A:332:G:H8	1.92	0.52
1:A:436:C:O2'	1:A:437:U:H5'	2.09	0.52
1:A:826:C:H2'	1:A:827:U:H6	1.74	0.52
1:A:1402:4OC:C5	1:A:1403:C:C5	2.93	0.52
2:B:24:TRP:HA	2:B:190:THR:HG22	1.92	0.52
4:D:17:VAL:HG22	4:D:18:LYS:N	2.25	0.52
4:D:92:VAL:HG12	4:D:96:LEU:HD13	1.91	0.52
13:M:4:ILE:HD12	13:M:8:GLU:OE2	2.10	0.52
15:O:17:ARG:NH1	15:O:77:ARG:NH1	2.58	0.52
17:Q:76:LEU:HD23	17:Q:77:VAL:N	2.25	0.52

Continued on next page...

Continued from previous page...

Atom-1	Atom-2	Interatomic distance (Å)	Clash overlap (Å)
20:T:38:LYS:O	20:T:41:ILE:HG12	2.09	0.52
1:A:258:G:H2'	1:A:259:G:H8	1.75	0.52
1:A:902:G:O2'	1:A:903:G:H5'	2.10	0.52
1:A:1298:C:H4'	1:A:1299:A:O4'	2.10	0.52
7:G:115:ARG:HB2	7:G:118:VAL:HG23	1.92	0.52
11:K:30:VAL:HG21	11:K:65:ALA:HA	1.91	0.52
1:A:96:G:C2'	1:A:97:G:H5'	2.40	0.51
1:A:275:G:H5''	1:A:275:G:C8	2.45	0.51
1:A:451:A:O2'	25:A:2737:HOH:O	2.19	0.51
1:A:514:C:O2'	1:A:515:G:H5'	2.10	0.51
1:A:762:C:H2'	1:A:763:G:H8	1.74	0.51
1:A:1092:A:N3	1:A:1183:A:N6	2.59	0.51
1:A:1296:C:H4'	1:A:1302:U:C5	2.45	0.51
1:A:1328:C:H2'	1:A:1329:A:C8	2.45	0.51
1:A:1435:G:H2'	1:A:1436:U:C6	2.44	0.51
2:B:32:ILE:HD11	2:B:190:THR:HG23	1.92	0.51
13:M:40:ASN:HB3	13:M:43:THR:HG23	1.90	0.51
1:A:597:G:H1'	1:A:644:G:N2	2.25	0.51
1:A:1151:A:H1'	1:A:1152:A:C8	2.45	0.51
2:B:42:ILE:HG21	2:B:202:PRO:HB2	1.93	0.51
3:C:58:GLU:H	3:C:65:ALA:HB3	1.75	0.51
3:C:138:VAL:HG21	3:C:169:ALA:HA	1.91	0.51
6:F:4:TYR:HB3	6:F:91:VAL:O	2.10	0.51
7:G:16:LEU:HG	9:I:41:VAL:HG12	1.92	0.51
3:C:69:HIS:ND1	3:C:69:HIS:N	2.58	0.51
9:I:97:LYS:HD3	9:I:102:LEU:HD12	1.92	0.51
1:A:452:A:HO2'	1:A:453:A:H8	1.56	0.51
1:A:721:G:N1	1:A:733:A:C2	2.78	0.51
1:A:1305:G:N2	1:A:1331:G:H1'	2.25	0.51
1:A:1499:A:C1'	1:A:1520:G:H5'	2.41	0.51
2:B:82:ARG:NH1	2:B:86:GLU:OE2	2.42	0.51
3:C:150:LYS:HG3	3:C:169:ALA:HB2	1.91	0.51
3:C:174:PRO:O	3:C:176:HIS:N	2.43	0.51
4:D:62:GLN:OE1	4:D:62:GLN:HA	2.10	0.51
4:D:174:LEU:HD23	4:D:185:PHE:HA	1.93	0.51
7:G:15:ASP:HB3	7:G:20:ASP:H	1.75	0.51
12:L:83:VAL:HG21	12:L:100:ILE:HD13	1.92	0.51
13:M:56:LEU:O	13:M:60:VAL:HG23	2.11	0.51
1:A:933:G:H1	1:A:1384:C:N4	2.05	0.51
1:A:1228:C:H5'	13:M:115:LYS:O	2.10	0.51
5:E:151:LEU:HD13	8:H:79:VAL:HG23	1.93	0.51

Continued on next page...

Continued from previous page...

Atom-1	Atom-2	Interatomic distance (Å)	Clash overlap (Å)
6:F:23:LYS:NZ	6:F:42:GLU:OE1	2.34	0.51
10:J:6:ILE:HG22	10:J:97:GLU:O	2.10	0.51
11:K:18:ARG:CB	11:K:33:THR:HG23	2.32	0.51
14:N:7:ILE:O	14:N:11:LYS:HD3	2.10	0.51
18:R:40:LEU:O	18:R:42:ARG:N	2.44	0.51
1:A:248:C:N3	1:A:276:G:N2	2.59	0.51
1:A:260:G:C4	1:A:261:U:C5	2.99	0.51
1:A:414:A:OP2	1:A:428:G:N2	2.43	0.51
1:A:1237:C:H3'	1:A:1336:C:H41	1.75	0.51
3:C:131:ARG:NH2	3:C:166:GLU:OE2	2.38	0.51
4:D:187:ARG:HA	4:D:187:ARG:HH11	1.76	0.51
6:F:23:LYS:O	6:F:27:GLN:HG3	2.11	0.51
9:I:22:GLY:HA3	9:I:60:ASP:HB2	1.93	0.51
18:R:58:LEU:HD22	18:R:62:GLU:HB3	1.92	0.51
1:A:12:U:H3	1:A:22:G:H1	1.59	0.51
1:A:106:C:O2	1:A:379:C:H4'	2.11	0.51
1:A:539:A:H2'	1:A:540:G:C8	2.46	0.51
1:A:989:C:O2'	1:A:1017:G:O2'	2.20	0.51
3:C:23:TYR:CE2	10:J:9:ARG:HD2	2.46	0.51
3:C:112:SER:O	3:C:116:VAL:HG23	2.11	0.51
10:J:47:PHE:CD2	14:N:44:LEU:HD21	2.45	0.51
17:Q:95:TYR:O	17:Q:98:LEU:HD12	2.10	0.51
1:A:81:U:H3'	1:A:82:U:H5''	1.93	0.51
1:A:627:G:O2'	1:A:628:G:H5'	2.10	0.51
1:A:657:G:C2'	1:A:658:G:H5'	2.41	0.51
1:A:1254:C:H42	1:A:1283:G:H1	1.59	0.51
1:A:1487:G:C4	1:A:1488:G:C8	2.99	0.51
3:C:120:VAL:HG12	3:C:121:ALA:N	2.25	0.51
4:D:28:SER:CB	4:D:30:LYS:H	2.23	0.51
9:I:114:TYR:CD1	10:J:60:ARG:HB2	2.46	0.51
12:L:89:ARG:NE	12:L:97:ARG:HG2	2.25	0.51
13:M:11:ARG:HG3	13:M:12:ASN:HB2	1.93	0.51
13:M:48:LEU:HB2	13:M:53:VAL:HG22	1.92	0.51
18:R:36:ASN:O	18:R:40:LEU:HG	2.11	0.51
1:A:617:G:O6	1:A:623:C:N4	2.42	0.51
1:A:620:C:H2'	1:A:621:A:O4'	2.11	0.51
3:C:166:GLU:HA	3:C:166:GLU:OE1	2.11	0.51
5:E:150:ARG:HG2	5:E:150:ARG:HH11	1.75	0.51
8:H:62:TYR:N	8:H:62:TYR:CD2	2.79	0.51
15:O:70:LEU:O	15:O:73:GLU:N	2.44	0.51
17:Q:3:LYS:HB3	17:Q:61:GLU:HB3	1.92	0.51

Continued on next page...

Continued from previous page...

Atom-1	Atom-2	Interatomic distance (Å)	Clash overlap (Å)
18:R:38:GLU:HA	18:R:41:LYS:HD3	1.91	0.51
1:A:512:U:H2'	1:A:513:C:H6	1.76	0.51
1:A:1125:U:H5	1:A:1281:U:O2	1.94	0.51
2:B:201:ILE:HG21	2:B:214:ILE:HG21	1.93	0.51
8:H:85:ARG:HG3	8:H:86:ILE:N	2.23	0.51
8:H:137:VAL:O	8:H:138:TRP:HB3	2.10	0.51
16:P:43:LYS:HG2	16:P:48:TRP:CD2	2.46	0.51
1:A:725:G:O2'	1:A:726:C:H5'	2.12	0.50
1:A:899:C:H2'	1:A:900:A:O4'	2.11	0.50
1:A:1052:U:H5''	1:A:1053:G:OP2	2.11	0.50
1:A:1504:G:H4'	1:A:1505:G:H5'	1.93	0.50
2:B:178:ARG:HA	2:B:178:ARG:HH11	1.76	0.50
4:D:30:LYS:C	4:D:32:ALA:H	2.14	0.50
1:A:556:C:H2'	1:A:557:G:H5'	1.93	0.50
1:A:938:A:C6	1:A:939:G:C5	3.00	0.50
1:A:1116:C:H5''	25:A:3034:HOH:O	2.10	0.50
1:A:1145:C:H1'	1:A:1146:A:H8	1.76	0.50
1:A:1215:G:C2	1:A:1216:G:C8	3.00	0.50
2:B:183:PRO:HA	2:B:198:ASP:OD2	2.12	0.50
9:I:112:LYS:HA	9:I:119:ALA:HB2	1.93	0.50
10:J:40:LEU:O	10:J:69:ASN:HB2	2.11	0.50
17:Q:88:TYR:CD2	17:Q:89:LEU:N	2.79	0.50
18:R:38:GLU:N	18:R:38:GLU:OE2	2.44	0.50
1:A:692:U:H1'	1:A:695:A:N7	2.26	0.50
1:A:918:A:H2'	1:A:919:A:C8	2.46	0.50
1:A:948:C:H42	1:A:1233:G:H1	1.59	0.50
1:A:1133:G:H1	1:A:1141:C:H42	1.59	0.50
1:A:1150:U:C2'	1:A:1151:A:H5'	2.42	0.50
5:E:119:LEU:HD23	5:E:119:LEU:N	2.25	0.50
7:G:102:ARG:O	7:G:106:GLN:HG2	2.11	0.50
8:H:77:GLU:HG3	8:H:78:GLN:N	2.25	0.50
18:R:87:ARG:CG	18:R:88:LYS:H	2.21	0.50
1:A:250:A:H4'	1:A:251:G:O5'	2.11	0.50
1:A:312:C:H2'	1:A:313:A:C8	2.47	0.50
1:A:505:G:C2'	1:A:506:G:H5''	2.42	0.50
1:A:578:C:H42	1:A:763:G:H1	1.58	0.50
1:A:660:G:H2'	1:A:661:G:H8	1.76	0.50
1:A:791:G:N2	1:A:1497:G:O3'	2.45	0.50
1:A:977:A:O2'	1:A:979:C:OP2	2.28	0.50
2:B:30:ARG:HD2	2:B:31:TYR:CE1	2.46	0.50
5:E:121:LYS:HZ2	5:E:126:ARG:HH12	1.60	0.50

Continued on next page...

Continued from previous page...

Atom-1	Atom-2	Interatomic distance (Å)	Clash overlap (Å)
8:H:20:TYR:HE1	8:H:76:PRO:HG2	1.75	0.50
9:I:97:LYS:CE	9:I:102:LEU:H	2.22	0.50
12:L:36:VAL:HG12	12:L:37:CYS:N	2.26	0.50
12:L:90:VAL:O	12:L:90:VAL:HG12	2.11	0.50
18:R:54:ARG:HD3	18:R:54:ARG:H	1.76	0.50
1:A:237:C:OP2	17:Q:40:LYS:NZ	2.35	0.50
1:A:434:U:H2'	1:A:435:C:C6	2.47	0.50
1:A:658:G:H1	1:A:747:C:N4	2.05	0.50
1:A:1136:U:H5''	1:A:1137:C:OP2	2.11	0.50
1:A:1346:A:H5'	1:A:1348:U:H1'	1.93	0.50
1:A:1426:C:H42	1:A:1474:G:H1	1.60	0.50
1:A:1504:G:C4'	1:A:1505:G:H5'	2.42	0.50
1:A:1505:G:C3'	1:A:1505:G:C8	2.95	0.50
2:B:204:ASN:HD22	2:B:207:ALA:HB3	1.76	0.50
4:D:21:LEU:H	4:D:21:LEU:HD12	1.75	0.50
9:I:7:THR:H	9:I:83:ARG:HD3	1.76	0.50
15:O:70:LEU:O	15:O:72:ARG:N	2.44	0.50
17:Q:67:LYS:O	17:Q:68:ARG:HB2	2.11	0.50
20:T:43:LEU:HB2	20:T:52:ALA:HB2	1.94	0.50
1:A:229:U:H5''	16:P:33:ILE:HD13	1.92	0.50
1:A:684:A:H5''	1:A:685:G:OP2	2.11	0.50
1:A:1256:A:C2	1:A:1277:C:N4	2.80	0.50
4:D:150:GLU:OE1	4:D:151:LYS:HG3	2.12	0.50
8:H:17:THR:CB	8:H:78:GLN:HE22	2.22	0.50
8:H:120:THR:O	8:H:123:GLU:HB2	2.11	0.50
13:M:105:THR:CB	13:M:106:ASN:HB2	2.42	0.50
15:O:24:SER:O	15:O:28:GLN:N	2.41	0.50
20:T:30:LYS:O	20:T:33:ILE:HB	2.12	0.50
1:A:277:C:OP1	17:Q:68:ARG:NH2	2.45	0.50
1:A:487:A:H2'	1:A:488:C:O4'	2.12	0.50
1:A:530:G:HO2'	1:A:531:U:P	2.35	0.50
1:A:563:A:H2'	1:A:567:G:C8	2.46	0.50
1:A:683:G:H21	11:K:38:ASN:HD22	1.59	0.50
1:A:758:G:C8	25:A:3365:HOH:O	2.63	0.50
1:A:819:A:H4'	1:A:820:U:OP2	2.11	0.50
1:A:1124:G:H5''	10:J:35:SER:O	2.11	0.50
1:A:1518:MA6:H5''	1:A:1519:MA6:OP2	2.12	0.50
2:B:148:TYR:N	2:B:148:TYR:HD2	2.09	0.50
11:K:48:ILE:HG22	11:K:49:GLY:H	1.76	0.50
16:P:11:SER:N	16:P:14:ASN:O	2.41	0.50
16:P:22:THR:HA	16:P:33:ILE:HG13	1.93	0.50

Continued on next page...

Continued from previous page...

Atom-1	Atom-2	Interatomic distance (Å)	Clash overlap (Å)
19:S:31:ILE:CG2	19:S:49:ILE:HA	2.42	0.50
1:A:412:A:N7	4:D:35:ARG:NH1	2.59	0.50
1:A:664:G:N2	1:A:741:G:H1	2.10	0.50
1:A:976:G:H5'	1:A:1358:U:O2'	2.12	0.50
1:A:1202:G:N2	14:N:43:CYS:SG	2.84	0.50
1:A:1437:C:C2'	1:A:1438:G:H5'	2.42	0.50
2:B:109:SER:O	2:B:112:VAL:HG12	2.12	0.50
2:B:161:ALA:O	2:B:162:ILE:HD13	2.11	0.50
5:E:109:ILE:HG22	5:E:110:LEU:N	2.25	0.50
6:F:33:TYR:O	6:F:71:ARG:NH1	2.45	0.50
7:G:15:ASP:CB	7:G:20:ASP:H	2.25	0.50
9:I:37:PHE:CD2	9:I:74:ILE:HD11	2.45	0.50
11:K:84:VAL:HG11	11:K:91:ARG:HD3	1.94	0.50
1:A:252:U:H6	1:A:252:U:H5''	1.77	0.50
1:A:562:C:H6	1:A:562:C:H5'	1.75	0.50
1:A:902:G:H2'	1:A:903:G:H8	1.76	0.50
2:B:148:TYR:N	2:B:148:TYR:CD2	2.79	0.50
17:Q:15:MET:HG2	17:Q:18:THR:HB	1.93	0.50
19:S:36:ARG:O	19:S:71:LEU:HB2	2.11	0.50
1:A:192:U:O2'	20:T:57:ARG:HG3	2.12	0.49
1:A:352:C:H5'	25:A:3093:HOH:O	2.12	0.49
1:A:460:A:O2'	1:A:461:C:H5'	2.11	0.49
1:A:1127:G:C8	1:A:1127:G:H3'	2.47	0.49
1:A:1127:G:H5''	1:A:1128:C:OP2	2.12	0.49
1:A:1191:A:O2'	1:A:1192:C:H5'	2.12	0.49
1:A:1310:G:O6	19:S:2:PRO:HG2	2.12	0.49
1:A:1411:C:O2	1:A:1411:C:H2'	2.12	0.49
18:R:44:LEU:CD1	18:R:79:LEU:HD22	2.41	0.49
20:T:23:ARG:HB3	20:T:23:ARG:HH11	1.76	0.49
1:A:103:C:OP1	20:T:17:ARG:NH1	2.45	0.49
1:A:457:C:H2'	1:A:458:C:H6	1.76	0.49
1:A:1505:G:C8	1:A:1505:G:H3'	2.47	0.49
4:D:25:ARG:HA	4:D:28:SER:CB	2.37	0.49
4:D:190:ASP:N	4:D:193:ASP:HB2	2.27	0.49
5:E:84:PHE:CB	5:E:134:ALA:HB2	2.42	0.49
6:F:44:GLY:HA2	6:F:60:PHE:N	2.27	0.49
8:H:110:ALA:N	8:H:121:ASP:OD1	2.44	0.49
12:L:53:ARG:HG3	12:L:93:LEU:HD21	1.94	0.49
15:O:25:THR:CG2	15:O:70:LEU:HD23	2.42	0.49
15:O:39:LEU:HB3	15:O:56:LEU:HD23	1.93	0.49
1:A:542:G:OP1	4:D:10:ARG:NH2	2.45	0.49

Continued on next page...

Continued from previous page...

Atom-1	Atom-2	Interatomic distance (Å)	Clash overlap (Å)
1:A:663:A:H2'	1:A:664:G:O4'	2.12	0.49
1:A:1172:C:H2'	1:A:1173:G:C8	2.47	0.49
2:B:139:LYS:HD3	2:B:142:LEU:HD12	1.93	0.49
3:C:50:ALA:HB2	3:C:75:VAL:HB	1.94	0.49
4:D:168:ARG:NH1	25:D:424:HOH:O	2.38	0.49
8:H:97:VAL:HG13	8:H:98:LYS:HG2	1.94	0.49
9:I:114:TYR:HE1	10:J:60:ARG:N	1.98	0.49
18:R:63:GLN:O	18:R:66:LEU:HB3	2.12	0.49
1:A:1292:U:H5'	9:I:38:GLN:NE2	2.27	0.49
1:A:1315:U:H2'	1:A:1316:G:O4'	2.12	0.49
5:E:90:VAL:O	5:E:120:THR:HA	2.12	0.49
19:S:18:LYS:HB3	19:S:31:ILE:HD11	1.94	0.49
19:S:53:ASN:HB2	19:S:56:GLN:H	1.77	0.49
1:A:737:A:OP1	6:F:92:LYS:HB2	2.12	0.49
1:A:1298:C:H2'	7:G:114:ARG:HH12	1.77	0.49
5:E:32:VAL:HG23	5:E:58:ALA:CB	2.40	0.49
8:H:41:ARG:HH22	8:H:123:GLU:CD	2.15	0.49
10:J:11:PHE:HE2	10:J:67:THR:HG23	1.77	0.49
17:Q:29:HIS:C	17:Q:29:HIS:ND1	2.65	0.49
1:A:190(J):U:H2'	1:A:190(K):G:C8	2.47	0.49
1:A:552:U:H2'	1:A:553:A:C8	2.48	0.49
1:A:676:A:H1'	11:K:115:PRO:HB3	1.94	0.49
1:A:1253:G:H1'	1:A:1355:G:O2'	2.13	0.49
1:A:1303:C:C2'	1:A:1304:G:H5'	2.43	0.49
2:B:130:ARG:NH2	2:B:134:GLU:OE1	2.44	0.49
3:C:33:LEU:O	3:C:33:LEU:HD22	2.11	0.49
4:D:13:ARG:HG2	4:D:13:ARG:NH1	2.26	0.49
6:F:23:LYS:O	6:F:26:ILE:HB	2.13	0.49
8:H:91:ARG:NH1	17:Q:33:GLY:HA3	2.27	0.49
9:I:91:ASP:OD2	9:I:91:ASP:N	2.45	0.49
1:A:573:A:H5'	1:A:573:A:H8	1.77	0.49
1:A:742:G:OP2	15:O:35:ARG:NH2	2.44	0.49
1:A:869:G:C8	25:A:3262:HOH:O	2.66	0.49
1:A:953:G:C5'	1:A:965:A:H61	2.26	0.49
1:A:1207:2MG:CM2	1:A:1208:C:H1'	2.42	0.49
1:A:1417:G:N2	1:A:1484:C:N4	2.60	0.49
1:A:1510:U:H2'	1:A:1511:G:C8	2.47	0.49
1:A:1532:U:H2'	1:A:1533:C:C5	2.47	0.49
4:D:131:ARG:O	4:D:133:VAL:HG23	2.13	0.49
13:M:12:ASN:H	13:M:45:VAL:HG11	1.78	0.49
13:M:86:CYS:HA	19:S:73:GLU:O	2.12	0.49

Continued on next page...

Continued from previous page...

Atom-1	Atom-2	Interatomic distance (Å)	Clash overlap (Å)
1:A:103:C:P	20:T:17:ARG:HH12	2.35	0.49
1:A:114:U:O2'	1:A:115:G:H5'	2.12	0.49
1:A:656:C:H4'	15:O:62:GLN:HE22	1.77	0.49
1:A:806:C:O2'	1:A:807:A:H5'	2.12	0.49
1:A:975:A:H4'	1:A:976:G:O5'	2.13	0.49
1:A:1113:C:O5'	1:A:1113:C:H6	1.96	0.49
1:A:1256:A:C6	1:A:1277:C:C5	3.01	0.49
1:A:1368:G:H5''	9:I:112:LYS:HB3	1.95	0.49
1:A:1405:G:H1	1:A:1496:C:H41	1.61	0.49
1:A:1484:C:C4	1:A:1485:U:C5	3.01	0.49
3:C:108:ASN:HD21	3:C:144:SER:CB	2.26	0.49
4:D:111:ALA:HA	4:D:161:ASN:ND2	2.28	0.49
5:E:14:ARG:O	5:E:28:PHE:HD2	1.95	0.49
1:A:107:G:C2'	1:A:108:G:H5'	2.43	0.49
1:A:787:A:N6	25:A:3170:HOH:O	2.46	0.49
1:A:1541:PSU:H5''	1:A:1542:U:OP1	2.12	0.49
2:B:68:ILE:N	2:B:90:MET:HG2	2.26	0.49
2:B:166:ASP:HA	2:B:167:PRO:HD2	1.69	0.49
3:C:77:ILE:HG22	3:C:78:GLY:O	2.13	0.49
4:D:101:LEU:HD12	4:D:101:LEU:O	2.13	0.49
5:E:81:GLU:OE1	5:E:88:LYS:HD3	2.12	0.49
9:I:16:ARG:HB3	9:I:64:THR:HG22	1.94	0.49
12:L:27:LEU:CG	12:L:28:LYS:H	2.09	0.49
1:A:588:G:H5'	8:H:1:MET:HG3	1.94	0.49
1:A:725:G:C5	1:A:726:C:C5	3.01	0.49
1:A:954:G:H2'	1:A:955:U:C6	2.48	0.49
1:A:1345:U:N3	1:A:1377:A:C2	2.81	0.49
25:A:3147:HOH:O	10:J:38:ILE:HB	2.11	0.49
4:D:191:ARG:O	4:D:191:ARG:HD2	2.13	0.49
7:G:54:THR:HG22	7:G:55:GLY:H	1.78	0.49
8:H:3:THR:OG1	8:H:4:ASP:N	2.46	0.49
8:H:73:ASP:OD2	8:H:75:ARG:HB2	2.13	0.49
9:I:36:TYR:CD2	9:I:37:PHE:CE1	3.01	0.49
10:J:8:LEU:CD2	10:J:96:ILE:HA	2.42	0.49
15:O:25:THR:O	15:O:29:VAL:HB	2.13	0.49
18:R:52:PRO:HG2	18:R:54:ARG:NH2	2.27	0.49
21:U:5:ASP:O	21:U:11:GLY:HA3	2.13	0.49
1:A:429:U:H1'	1:A:430:A:H5''	1.95	0.48
1:A:779:C:C2'	1:A:780:A:H5'	2.42	0.48
7:G:43:PHE:O	7:G:46:ALA:HB3	2.13	0.48
8:H:13:ILE:O	8:H:17:THR:HG23	2.12	0.48

Continued on next page...

Continued from previous page...

Atom-1	Atom-2	Interatomic distance (Å)	Clash overlap (Å)
15:O:17:ARG:HH12	15:O:77:ARG:NH1	2.11	0.48
1:A:113:G:H1	1:A:314:C:N4	2.08	0.48
1:A:1236:A:H2'	1:A:1237:C:C6	2.48	0.48
1:A:1305:G:OP2	21:U:2:GLY:N	2.46	0.48
1:A:1360:A:H2'	1:A:1361:G:O4'	2.13	0.48
2:B:17:PHE:CE1	2:B:18:GLY:O	2.66	0.48
2:B:69:LEU:HB3	2:B:162:ILE:HD12	1.94	0.48
14:N:22:THR:HB	14:N:33:VAL:HG11	1.94	0.48
19:S:30:LEU:HD23	19:S:48:THR:HG22	1.94	0.48
1:A:17:U:H2'	1:A:18:C:C6	2.48	0.48
1:A:357:G:H1'	1:A:368:U:O2	2.14	0.48
1:A:403:C:H2'	1:A:404:U:H6	1.78	0.48
1:A:836:G:C6	1:A:851:G:C6	3.02	0.48
1:A:1060:C:N4	3:C:2:GLY:HA2	2.27	0.48
1:A:1125:U:H5	1:A:1281:U:C2	2.31	0.48
2:B:71:VAL:HG13	2:B:93:VAL:HB	1.95	0.48
13:M:19:LEU:HD11	13:M:34:LEU:HD21	1.95	0.48
19:S:63:THR:H	19:S:66:MET:HG3	1.77	0.48
1:A:115:G:H1'	1:A:116:A:N7	2.28	0.48
1:A:974:A:P	14:N:41:ARG:HH12	2.36	0.48
1:A:1002:G:H1	1:A:1003(A):G:N2	2.08	0.48
1:A:1517:G:H3'	1:A:1518:MA6:H8	1.94	0.48
20:T:50:GLU:HA	20:T:99:LEU:HD22	1.95	0.48
1:A:98:U:O5'	1:A:98:U:H6	1.96	0.48
1:A:369:C:O2'	1:A:370:C:H5'	2.14	0.48
1:A:412:A:C8	4:D:35:ARG:NH1	2.81	0.48
1:A:1124:G:H4'	10:J:38:ILE:CD1	2.43	0.48
1:A:1509:C:H2'	1:A:1510:U:O4'	2.13	0.48
4:D:174:LEU:HA	4:D:186:LEU:HD13	1.95	0.48
8:H:28:ALA:HB3	8:H:57:PRO:HB2	1.96	0.48
9:I:9:ARG:HB3	9:I:14:VAL:HG13	1.95	0.48
9:I:62:TYR:CD1	9:I:62:TYR:C	2.85	0.48
11:K:21:ILE:HG12	11:K:30:VAL:HG12	1.95	0.48
15:O:68:ARG:O	15:O:71:GLN:N	2.46	0.48
19:S:33:THR:CG2	19:S:35:SER:H	2.26	0.48
20:T:89:ARG:HH21	20:T:104:LEU:CD1	2.22	0.48
1:A:55:A:H2'	1:A:56:U:H5'	1.96	0.48
1:A:257:G:C2	1:A:270:A:C2	3.01	0.48
1:A:261:U:O2	1:A:263:A:H8	1.96	0.48
2:B:18:GLY:HA2	2:B:42:ILE:HG12	1.95	0.48
2:B:92:TYR:CE1	2:B:151:GLY:HA3	2.48	0.48

Continued on next page...

Continued from previous page...

Atom-1	Atom-2	Interatomic distance (Å)	Clash overlap (Å)
3:C:11:ARG:NH1	3:C:177:THR:O	2.47	0.48
3:C:95:THR:OG1	3:C:97:LYS:HB2	2.13	0.48
10:J:81:THR:HG22	10:J:82:ILE:N	2.28	0.48
15:O:71:GLN:O	15:O:75:PRO:HD3	2.13	0.48
16:P:14:ASN:HA	16:P:15:PRO:HD3	1.56	0.48
1:A:516:PSU:C2	1:A:517:G:C6	3.01	0.48
1:A:610:G:C2'	1:A:611:A:H5'	2.43	0.48
1:A:1241:G:H2'	1:A:1242:C:H6	1.79	0.48
4:D:61:LYS:HD2	4:D:207:TYR:OH	2.14	0.48
10:J:38:ILE:CD1	10:J:71:LEU:HG	2.41	0.48
11:K:18:ARG:HB3	11:K:33:THR:CG2	2.35	0.48
18:R:53:ARG:HG2	18:R:63:GLN:OE1	2.14	0.48
20:T:63:ILE:HD13	20:T:80:ARG:HB3	1.96	0.48
1:A:151:A:H2'	1:A:152:A:O4'	2.14	0.48
1:A:506:G:C8	1:A:506:G:C5'	2.96	0.48
1:A:569:C:H42	1:A:881:G:H1	1.61	0.48
1:A:622:A:C8	1:A:623:C:C5	3.02	0.48
1:A:977:A:C2'	1:A:978:A:H5''	2.44	0.48
1:A:981:U:O4	1:A:1222:G:O6	2.31	0.48
1:A:1106:G:C6	1:A:1107:C:N4	2.82	0.48
2:B:236:TYR:HE2	2:B:239:VAL:HG11	1.78	0.48
3:C:205:GLY:O	3:C:206:GLU:HG3	2.14	0.48
5:E:28:PHE:O	5:E:47:LYS:HA	2.14	0.48
6:F:52:ILE:HD13	6:F:87:ARG:NH2	2.29	0.48
8:H:14:ARG:HG2	8:H:14:ARG:HH11	1.79	0.48
14:N:47:LEU:O	14:N:49:HIS:N	2.47	0.48
16:P:82:GLN:O	16:P:83:GLU:HB2	2.14	0.48
17:Q:27:PHE:CZ	17:Q:36:ILE:HD11	2.49	0.48
20:T:72:LEU:HD23	20:T:72:LEU:HA	1.67	0.48
1:A:383:A:H5''	1:A:384:G:OP2	2.14	0.48
1:A:499:A:C6	1:A:547:A:C8	3.02	0.48
1:A:770:C:H1'	1:A:899:C:H42	1.79	0.48
1:A:939:G:H2'	1:A:940:C:C6	2.49	0.48
2:B:208:ILE:HD12	2:B:208:ILE:N	2.29	0.48
3:C:40:ARG:O	3:C:44:GLU:HG3	2.14	0.48
3:C:43:LEU:N	3:C:43:LEU:HD23	2.29	0.48
4:D:22:LYS:CG	4:D:26:CYS:SG	2.98	0.48
6:F:75:LEU:O	6:F:79:LEU:HG	2.13	0.48
7:G:79:ARG:HA	7:G:84:ASN:HA	1.95	0.48
9:I:38:GLN:O	9:I:40:LEU:HD23	2.13	0.48
10:J:38:ILE:H	10:J:71:LEU:CB	2.27	0.48

Continued on next page...

Continued from previous page...

Atom-1	Atom-2	Interatomic distance (Å)	Clash overlap (Å)
11:K:48:ILE:HG22	11:K:49:GLY:N	2.29	0.48
11:K:59:TYR:O	11:K:63:LEU:HG	2.14	0.48
1:A:652:U:C2	1:A:752:G:N2	2.81	0.48
1:A:1286:A:C8	1:A:1287:A:H4'	2.49	0.48
1:A:1539:C:C4	1:A:1540:PSU:C6	3.02	0.48
6:F:16:GLN:OE1	6:F:16:GLN:HA	2.13	0.48
7:G:57:GLU:O	7:G:61:VAL:HG23	2.13	0.48
10:J:53:PRO:HA	14:N:41:ARG:HH21	1.78	0.48
12:L:24:VAL:HG22	12:L:98:TYR:CE2	2.49	0.48
13:M:105:THR:OG1	13:M:106:ASN:HB2	2.13	0.48
1:A:260:G:H2'	1:A:261:U:C6	2.45	0.47
1:A:292:G:C8	1:A:292:G:H3'	2.49	0.47
1:A:527:7MG:C5'	1:A:527:7MG:H81	2.44	0.47
1:A:922:G:N3	1:A:1398:A:H2	2.12	0.47
1:A:1075:C:OP1	2:B:179:LYS:NZ	2.45	0.47
1:A:1410:G:C4	1:A:1411:C:C5	3.02	0.47
2:B:178:ARG:HH21	8:H:74:PRO:HG3	1.78	0.47
3:C:66:VAL:HG11	3:C:91:LEU:HD21	1.95	0.47
3:C:108:ASN:HD21	3:C:144:SER:HB2	1.79	0.47
6:F:14:LEU:HB2	6:F:19:LEU:HD22	1.95	0.47
8:H:124:ALA:O	8:H:128:GLY:N	2.41	0.47
13:M:49:THR:O	13:M:52:GLU:HB2	2.14	0.47
1:A:463:A:P	16:P:75:ARG:HH22	2.37	0.47
1:A:673:G:H5''	6:F:87:ARG:CZ	2.44	0.47
3:C:182:ILE:HG22	3:C:183:ASP:O	2.14	0.47
6:F:14:LEU:HD12	6:F:19:LEU:HD13	1.96	0.47
8:H:116:LYS:HG2	8:H:127:LEU:HD12	1.97	0.47
9:I:40:LEU:CD1	9:I:70:LYS:HD2	2.43	0.47
10:J:29:ARG:O	10:J:29:ARG:HD3	2.14	0.47
10:J:65:LEU:HD12	10:J:65:LEU:C	2.35	0.47
11:K:91:ARG:HB3	11:K:91:ARG:HH11	1.78	0.47
1:A:44:G:N2	1:A:399:G:C4	2.82	0.47
1:A:200:G:H2'	1:A:201:C:O4'	2.15	0.47
1:A:259:G:OP2	20:T:83:ARG:NE	2.47	0.47
1:A:375:U:O3'	16:P:6:LEU:HB2	2.14	0.47
1:A:1270:C:H2'	1:A:1271:G:H8	1.79	0.47
1:A:1417:G:N2	1:A:1484:C:H42	2.13	0.47
2:B:149:LEU:HD22	2:B:152:PHE:HB3	1.96	0.47
4:D:108:LEU:HD23	4:D:108:LEU:HA	1.71	0.47
5:E:152:ARG:HB3	8:H:43:GLY:O	2.14	0.47
7:G:120:ILE:O	7:G:124:LEU:HD12	2.14	0.47

Continued on next page...

Continued from previous page...

Atom-1	Atom-2	Interatomic distance (Å)	Clash overlap (Å)
1:A:332:G:H2'	1:A:333:G:C8	2.47	0.47
1:A:654:G:H2'	1:A:655:A:H5'	1.96	0.47
1:A:858:G:N7	25:A:3261:HOH:O	2.35	0.47
1:A:1226:C:H5'	19:S:80:TYR:CD2	2.41	0.47
1:A:1343:G:C6	1:A:1344:C:N4	2.82	0.47
1:A:1375:A:P	7:G:28:ASN:HD22	2.37	0.47
1:A:1540:PSU:O4	1:A:1540:PSU:H2'	2.14	0.47
3:C:34:LEU:HD13	3:C:35:GLU:N	2.30	0.47
5:E:15:ARG:HH11	5:E:15:ARG:CG	2.11	0.47
17:Q:68:ARG:HH11	17:Q:68:ARG:CG	2.27	0.47
18:R:72:ARG:O	18:R:76:LEU:HB2	2.14	0.47
1:A:148:G:H2'	1:A:149:A:C8	2.50	0.47
1:A:758:G:N7	25:A:3364:HOH:O	2.35	0.47
1:A:1270:C:H2'	1:A:1271:G:C8	2.49	0.47
2:B:170:GLU:O	2:B:173:ALA:N	2.48	0.47
5:E:123:LEU:HA	5:E:123:LEU:HD23	1.47	0.47
6:F:43:LEU:HD22	6:F:45:LEU:O	2.14	0.47
8:H:10:LEU:CB	8:H:83:ILE:HD11	2.44	0.47
10:J:59:SER:C	10:J:60:ARG:HG2	2.35	0.47
14:N:8:GLU:C	14:N:11:LYS:HB2	2.34	0.47
20:T:104:LEU:HD22	20:T:104:LEU:HA	1.69	0.47
1:A:1330:U:C2'	1:A:1331:G:H5'	2.44	0.47
1:A:1351:U:O4'	7:G:33:ASP:HB3	2.14	0.47
3:C:29:TYR:OH	14:N:54:PRO:HD2	2.15	0.47
4:D:194:LEU:HB2	4:D:196:LEU:HD13	1.96	0.47
5:E:46:GLY:N	5:E:58:ALA:HB2	2.30	0.47
5:E:115:VAL:HG12	5:E:117:ASP:H	1.80	0.47
7:G:53:LYS:O	7:G:54:THR:OG1	2.30	0.47
9:I:10:ARG:HG2	9:I:10:ARG:NH1	2.28	0.47
11:K:122:LYS:O	11:K:123:LYS:C	2.53	0.47
18:R:45:SER:HA	18:R:51:LEU:HD11	1.96	0.47
1:A:192:U:H4'	20:T:57:ARG:HD2	1.97	0.47
1:A:408:A:H2'	1:A:409:G:O5'	2.15	0.47
1:A:725:G:H2'	1:A:726:C:H6	1.78	0.47
1:A:1014:A:H4'	19:S:14:HIS:CE1	2.50	0.47
1:A:1129:C:OP1	9:I:62:TYR:OH	2.21	0.47
1:A:1150:U:O2'	10:J:41:PRO:HG3	2.13	0.47
1:A:1358:U:OP1	14:N:35:ARG:HB2	2.14	0.47
1:A:1375:A:C4	1:A:1376:U:C6	3.03	0.47
1:A:1459:C:H2'	1:A:1460:A:O4'	2.14	0.47
1:A:1473:A:H8	1:A:1473:A:O5'	1.98	0.47

Continued on next page...

Continued from previous page...

Atom-1	Atom-2	Interatomic distance (Å)	Clash overlap (Å)
2:B:84:GLU:HB3	2:B:219:VAL:HG21	1.97	0.47
4:D:24:GLU:O	4:D:25:ARG:HB3	2.14	0.47
4:D:206:PHE:CD2	4:D:207:TYR:CE2	3.03	0.47
7:G:140:ASP:HA	7:G:143:ARG:HH11	1.78	0.47
8:H:4:ASP:HA	8:H:5:PRO:HD2	1.64	0.47
11:K:13:GLN:OE1	11:K:13:GLN:HA	2.15	0.47
11:K:124:LYS:HG2	11:K:125:PHE:CE2	2.49	0.47
12:L:69:TYR:HE2	12:L:71:PRO:HA	1.80	0.47
15:O:39:LEU:HD22	15:O:43:LEU:HG	1.95	0.47
1:A:1191:A:H5''	3:C:4:LYS:HE3	1.97	0.47
1:A:1366:C:H2'	1:A:1367:C:C6	2.50	0.47
1:A:1491:G:H5''	1:A:1492:A:P	2.55	0.47
3:C:5:ILE:O	3:C:5:ILE:HG23	2.15	0.47
5:E:31:LEU:HA	5:E:31:LEU:HD23	1.10	0.47
7:G:71:PRO:HG2	7:G:103:TRP:HZ3	1.79	0.47
10:J:47:PHE:CE2	14:N:37:PHE:CE1	3.02	0.47
1:A:370:C:O2'	1:A:371:G:H5'	2.15	0.47
1:A:1124:G:H22	1:A:1149:C:H42	1.62	0.47
3:C:59:ARG:NH1	3:C:97:LYS:HE2	2.29	0.47
6:F:2:ARG:HD3	6:F:4:TYR:OH	2.15	0.47
6:F:7:ASN:HD22	18:R:76:LEU:HD11	1.79	0.47
8:H:97:VAL:HG13	8:H:98:LYS:N	2.30	0.47
9:I:16:ARG:CB	9:I:64:THR:HG22	2.44	0.47
12:L:33:ARG:NH1	12:L:61:THR:HB	2.30	0.47
1:A:788:U:O3'	1:A:1539:C:N4	2.47	0.47
1:A:1124:G:H4'	10:J:38:ILE:HD13	1.97	0.47
1:A:1213:A:C8	1:A:1215:G:C6	3.02	0.47
1:A:1236:A:OP1	21:U:2:GLY:HA3	2.15	0.47
1:A:1465:C:H2'	1:A:1466:C:O4'	2.15	0.47
3:C:120:VAL:O	3:C:123:GLN:HB2	2.15	0.47
4:D:12:CYS:HA	4:D:19:LEU:HD11	1.97	0.47
5:E:35:GLY:HA3	5:E:112:LEU:HB3	1.95	0.47
7:G:115:ARG:HB2	7:G:118:VAL:CG2	2.45	0.47
8:H:65:TYR:N	8:H:65:TYR:CD1	2.83	0.47
10:J:38:ILE:H	10:J:38:ILE:HG13	1.51	0.47
10:J:70:ARG:HD3	10:J:70:ARG:HA	1.67	0.47
11:K:15:ALA:HA	11:K:77:MET:CA	2.37	0.47
17:Q:20:THR:HG21	17:Q:41:LYS:HD2	1.97	0.47
21:U:10:ARG:NH1	21:U:10:ARG:HB3	2.30	0.47
1:A:941:G:C2'	1:A:942:G:O5'	2.63	0.46
1:A:945:G:N2	1:A:1334:G:O3'	2.47	0.46

Continued on next page...

Continued from previous page...

Atom-1	Atom-2	Interatomic distance (Å)	Clash overlap (Å)
1:A:1058:G:H2'	1:A:1059:C:C6	2.50	0.46
1:A:1489:G:N2	1:A:1490:C:C2	2.82	0.46
2:B:39:ILE:HD12	2:B:39:ILE:N	2.30	0.46
2:B:146:GLN:O	2:B:150:SER:HB3	2.14	0.46
3:C:135:LYS:O	3:C:138:VAL:HG12	2.15	0.46
3:C:175:LEU:HD21	3:C:201:TYR:HE2	1.80	0.46
7:G:5:ARG:HG3	7:G:7:ALA:H	1.80	0.46
8:H:87:SER:HA	8:H:93:VAL:CG2	2.44	0.46
8:H:89:PRO:HA	8:H:92:ARG:NH1	2.29	0.46
9:I:108:VAL:HG12	9:I:109:VAL:HG23	1.96	0.46
9:I:124:GLN:HG3	9:I:125:TYR:N	2.31	0.46
12:L:27:LEU:O	12:L:30:ALA:N	2.48	0.46
12:L:27:LEU:CG	12:L:28:LYS:N	2.78	0.46
13:M:66:LEU:O	13:M:69:GLU:HB3	2.15	0.46
15:O:54:ARG:O	15:O:55:GLY:C	2.52	0.46
18:R:52:PRO:HG2	18:R:54:ARG:CZ	2.45	0.46
1:A:494:G:O2'	1:A:495:U:H5'	2.15	0.46
1:A:642:A:H1'	8:H:114:THR:O	2.15	0.46
1:A:657:G:H8	1:A:657:G:O5'	1.98	0.46
1:A:914:A:OP1	22:A:1601:SRY:HI33	2.14	0.46
1:A:945:G:O6	1:A:1236:A:N1	2.48	0.46
1:A:1004:A:N6	1:A:1035:A:C8	2.84	0.46
1:A:1112:C:C4	3:C:178:LEU:HB2	2.50	0.46
1:A:1212:U:O2'	1:A:1213:A:O5'	2.33	0.46
1:A:1531:A:O5'	1:A:1531:A:H8	1.97	0.46
2:B:114:ARG:O	2:B:114:ARG:HG3	2.16	0.46
9:I:40:LEU:HD23	9:I:40:LEU:N	2.31	0.46
1:A:117:G:P	25:A:2007:HOH:O	2.73	0.46
1:A:234:C:H2'	1:A:235:C:H6	1.80	0.46
1:A:838:G:H2'	1:A:840:C:C5	2.50	0.46
1:A:1126:U:H3'	1:A:1126:U:C6	2.51	0.46
3:C:142:MET:HE1	3:C:148:GLY:HA2	1.97	0.46
5:E:98:THR:HG21	5:E:119:LEU:HD21	1.96	0.46
6:F:37:VAL:HG12	6:F:38:GLU:N	2.30	0.46
9:I:46:ALA:HB2	9:I:74:ILE:HD12	1.98	0.46
10:J:49:VAL:O	10:J:60:ARG:HD2	2.15	0.46
15:O:36:ILE:HG22	15:O:37:ASN:N	2.29	0.46
18:R:33:ASP:OD1	18:R:35:ARG:N	2.45	0.46
20:T:31:SER:HA	20:T:34:LYS:HD3	1.97	0.46
1:A:1125:U:C3'	1:A:1125:U:H6	2.17	0.46
1:A:1234:C:C2'	1:A:1235:U:H5'	2.45	0.46

Continued on next page...

Continued from previous page...

Atom-1	Atom-2	Interatomic distance (Å)	Clash overlap (Å)
5:E:43:LEU:HB2	5:E:136:MET:CE	2.45	0.46
6:F:45:LEU:HD22	6:F:45:LEU:HA	1.54	0.46
11:K:115:PRO:C	11:K:117:ASN:H	2.19	0.46
13:M:37:THR:CG2	13:M:39:ILE:HD11	2.45	0.46
13:M:64:TRP:HB2	13:M:66:LEU:HD11	1.97	0.46
20:T:40:ALA:HB2	20:T:55:ILE:HG22	1.96	0.46
1:A:923:A:H61	1:A:1393:U:H3	1.62	0.46
1:A:961:U:H2'	1:A:962:C:O4'	2.15	0.46
1:A:1240:U:C2	7:G:32:ARG:HG3	2.51	0.46
1:A:1285:A:H4'	1:A:1286:A:O5'	2.16	0.46
4:D:165:MET:HG2	4:D:168:ARG:HD3	1.97	0.46
1:A:236:G:H1'	17:Q:4:LYS:NZ	2.30	0.46
1:A:520:A:N1	1:A:536:C:H1'	2.30	0.46
1:A:778:G:H1	1:A:804:U:H3	1.64	0.46
1:A:1006:C:N3	1:A:1023:G:N2	2.64	0.46
2:B:208:ILE:H	2:B:208:ILE:CD1	2.26	0.46
5:E:17:ALA:HA	5:E:26:PHE:HB3	1.97	0.46
8:H:10:LEU:HD23	8:H:83:ILE:CG1	2.45	0.46
11:K:114:VAL:CG2	11:K:115:PRO:HD2	2.45	0.46
14:N:25:VAL:HG12	14:N:38:GLY:O	2.16	0.46
1:A:181:G:H4'	1:A:182:U:C5'	2.45	0.46
1:A:405:U:O4	4:D:2:GLY:HA3	2.16	0.46
1:A:631:G:H1'	25:A:2849:HOH:O	2.16	0.46
1:A:748:C:H6	1:A:748:C:O5'	1.99	0.46
1:A:1353:G:N2	1:A:1354:C:C2	2.84	0.46
1:A:1402:4OC:C4	1:A:1403:C:C5	2.98	0.46
4:D:105:VAL:HG13	4:D:110:PHE:HB2	1.98	0.46
4:D:142:PRO:HA	4:D:185:PHE:HD2	1.81	0.46
8:H:119:LEU:HA	8:H:123:GLU:OE1	2.15	0.46
13:M:15:VAL:O	13:M:18:ALA:HB3	2.16	0.46
16:P:48:TRP:CD1	16:P:48:TRP:N	2.84	0.46
1:A:725:G:C4	1:A:726:C:C5	3.04	0.46
1:A:756:C:H2'	1:A:757:U:O4'	2.16	0.46
1:A:936:C:H2'	1:A:937:A:O4'	2.15	0.46
1:A:1036:G:N2	1:A:1037:C:C2	2.84	0.46
1:A:1375:A:C5	1:A:1376:U:C5	3.04	0.46
1:A:1436:U:H2'	1:A:1437:C:C6	2.50	0.46
2:B:184:VAL:O	2:B:198:ASP:HB2	2.16	0.46
5:E:11:ILE:HB	5:E:31:LEU:HB3	1.96	0.46
6:F:71:ARG:HH11	6:F:71:ARG:CB	2.29	0.46
7:G:21:VAL:HG23	7:G:22:LEU:H	1.80	0.46

Continued on next page...

Continued from previous page...

Atom-1	Atom-2	Interatomic distance (Å)	Clash overlap (Å)
8:H:35:ILE:HG22	8:H:36:LEU:N	2.30	0.46
8:H:82:HIS:HD2	8:H:83:ILE:N	2.13	0.46
11:K:40:ILE:HD13	11:K:40:ILE:HA	1.64	0.46
12:L:33:ARG:HB3	12:L:60:LEU:HD13	1.98	0.46
1:A:44:G:C6	1:A:45:U:C2	3.04	0.46
1:A:112:G:C2'	1:A:113:G:H5'	2.46	0.46
1:A:325:A:H2'	1:A:326:G:O4'	2.16	0.46
1:A:409:G:H1	1:A:433:C:H42	1.63	0.46
1:A:660:G:H2'	1:A:661:G:C8	2.51	0.46
1:A:679:C:O2'	1:A:680:C:H5'	2.15	0.46
1:A:949:A:H2'	1:A:950:U:O4'	2.15	0.46
1:A:1196:U:H1'	25:A:2957:HOH:O	2.15	0.46
1:A:1515:C:C2'	1:A:1516:G:H5'	2.45	0.46
2:B:77:ALA:O	2:B:81:VAL:HG23	2.16	0.46
5:E:37:ARG:O	5:E:114:GLY:HA3	2.15	0.46
5:E:144:THR:HB	5:E:146:ALA:HB3	1.98	0.46
6:F:22:GLU:O	6:F:26:ILE:HG13	2.15	0.46
9:I:24:GLY:HA2	9:I:59:PHE:O	2.15	0.46
9:I:53:VAL:HG11	9:I:85:LEU:HD23	1.97	0.46
11:K:27:ASN:OD1	11:K:55:LYS:HB3	2.16	0.46
13:M:29:ARG:HD3	13:M:64:TRP:CZ2	2.50	0.46
13:M:84:ILE:HB	19:S:74:PHE:HE2	1.81	0.46
14:N:3:ARG:H	14:N:3:ARG:HG2	1.32	0.46
16:P:58:TYR:CD1	16:P:58:TYR:C	2.89	0.46
16:P:74:LEU:O	16:P:79:VAL:HG23	2.15	0.46
17:Q:12:SER:HB3	17:Q:20:THR:H	1.80	0.46
20:T:16:HIS:HA	20:T:19:SER:HB3	1.96	0.46
1:A:30:U:H1'	25:A:3124:HOH:O	2.16	0.46
1:A:170:U:O2'	1:A:171:A:H5'	2.15	0.46
1:A:578:C:H2'	1:A:579:G:O4'	2.16	0.46
1:A:723:U:O2	1:A:723:U:H2'	2.15	0.46
1:A:901:A:C5	1:A:902:G:H1'	2.50	0.46
1:A:924:C:H2'	1:A:925:G:H5'	1.97	0.46
1:A:1084:G:H5'	1:A:1102:A:OP2	2.16	0.46
1:A:1317:C:C6	14:N:16:PHE:CD2	3.04	0.46
22:A:1601:SRY:HN31	22:A:1601:SRY:H12	1.81	0.46
3:C:72:LYS:O	3:C:75:VAL:HG23	2.16	0.46
6:F:48:LEU:HD22	18:R:77:GLY:O	2.15	0.46
7:G:22:LEU:HD21	7:G:66:VAL:HG11	1.98	0.46
7:G:26:PHE:HB2	7:G:101:LEU:HD23	1.97	0.46
11:K:44:SER:O	11:K:47:VAL:HG12	2.16	0.46

Continued on next page...

Continued from previous page...

Atom-1	Atom-2	Interatomic distance (Å)	Clash overlap (Å)
12:L:84:LEU:O	12:L:101:VAL:HG23	2.15	0.46
14:N:14:PRO:HB3	14:N:20:ALA:HB2	1.97	0.46
15:O:26:GLU:CD	15:O:26:GLU:N	2.67	0.46
15:O:82:ILE:HD11	15:O:87:ILE:HD11	1.96	0.46
17:Q:27:PHE:O	17:Q:36:ILE:HG12	2.16	0.46
17:Q:59:ILE:HD12	17:Q:59:ILE:HA	1.53	0.46
19:S:25:LYS:HB2	19:S:25:LYS:NZ	2.31	0.46
1:A:116:A:H61	1:A:313:A:H1'	1.81	0.45
1:A:189:G:H2'	1:A:190:C:H6	1.79	0.45
1:A:268:C:O2'	1:A:269:C:H5'	2.16	0.45
1:A:603:U:H3	1:A:635:G:H1	1.62	0.45
1:A:925:G:O2'	1:A:927:G:OP1	2.27	0.45
1:A:951:G:OP2	13:M:102:ARG:NH2	2.48	0.45
1:A:1128:C:O2'	1:A:1129:C:O5'	2.33	0.45
1:A:1484:C:H6	1:A:1484:C:O5'	1.99	0.45
2:B:10:LEU:O	2:B:10:LEU:HD23	2.16	0.45
2:B:92:TYR:HD1	2:B:92:TYR:O	1.99	0.45
12:L:33:ARG:O	12:L:85:ILE:HB	2.16	0.45
17:Q:74:LEU:HA	17:Q:74:LEU:HD12	1.33	0.45
1:A:55:A:C2'	1:A:56:U:H5'	2.46	0.45
1:A:526:C:O3'	22:A:1601:SRV:HI31	2.16	0.45
1:A:671:G:C6	1:A:672:U:C2	3.03	0.45
1:A:919:A:O2'	1:A:920:U:H5'	2.16	0.45
1:A:1238:A:N7	1:A:1303:C:H1'	2.32	0.45
1:A:1256:A:HO2'	1:A:1257:U:P	2.40	0.45
1:A:1490:C:O2'	12:L:94:TRP:CZ3	2.67	0.45
2:B:10:LEU:HD23	2:B:10:LEU:C	2.37	0.45
2:B:24:TRP:HA	2:B:190:THR:O	2.16	0.45
2:B:117:GLU:HG2	2:B:121:LEU:HG	1.98	0.45
6:F:52:ILE:HD13	6:F:87:ARG:CZ	2.45	0.45
6:F:72:VAL:HG13	6:F:90:VAL:HG11	1.97	0.45
7:G:91:VAL:HG12	7:G:96:GLN:HG3	1.97	0.45
12:L:111:LYS:HB3	12:L:111:LYS:HE2	1.54	0.45
13:M:80:ARG:HB3	13:M:80:ARG:NH1	2.30	0.45
14:N:8:GLU:HA	14:N:11:LYS:HD3	1.99	0.45
1:A:35:G:O2'	12:L:118:SER:O	2.31	0.45
1:A:160:A:N6	1:A:346:G:C6	2.85	0.45
1:A:254:G:OP1	17:Q:67:LYS:O	2.33	0.45
1:A:576:G:H3'	1:A:577:G:H5''	1.98	0.45
1:A:584:G:H2'	1:A:585:G:C8	2.51	0.45
1:A:665:A:C2	1:A:732:C:C2	3.04	0.45

Continued on next page...

Continued from previous page...

Atom-1	Atom-2	Interatomic distance (Å)	Clash overlap (Å)
1:A:793:U:O2	1:A:1516:G:H4'	2.16	0.45
1:A:841:U:C6	1:A:848:C:O4'	2.69	0.45
1:A:1226:C:P	13:M:91:ARG:HH22	2.38	0.45
1:A:1473:A:H2'	1:A:1474:G:O4'	2.16	0.45
2:B:24:TRP:CG	2:B:25:ASN:N	2.85	0.45
2:B:131:PRO:HG2	2:B:134:GLU:HB2	1.98	0.45
5:E:10:MET:SD	5:E:13:ILE:HG23	2.56	0.45
7:G:22:LEU:HD23	7:G:63:LYS:HG2	1.97	0.45
10:J:5:ARG:O	10:J:6:ILE:HG23	2.16	0.45
15:O:26:GLU:OE1	15:O:77:ARG:HD2	2.16	0.45
1:A:586:C:H2'	1:A:587:G:H5'	1.97	0.45
1:A:1108:G:H8	1:A:1108:G:H5''	1.81	0.45
2:B:28:PHE:O	2:B:32:ILE:HG13	2.16	0.45
5:E:69:VAL:HG13	5:E:70:PRO:HD2	1.99	0.45
6:F:4:TYR:CE1	6:F:92:LYS:HG2	2.51	0.45
6:F:39:LYS:O	6:F:40:VAL:HG12	2.16	0.45
6:F:76:ALA:O	6:F:80:ARG:HG3	2.15	0.45
9:I:22:GLY:CA	9:I:60:ASP:HB2	2.46	0.45
10:J:27:ALA:O	10:J:31:GLY:N	2.43	0.45
11:K:39:PRO:O	11:K:40:ILE:HD13	2.16	0.45
11:K:48:ILE:H	11:K:48:ILE:HG13	1.43	0.45
16:P:53:VAL:O	16:P:54:GLU:C	2.54	0.45
17:Q:65:ILE:HB	17:Q:69:LYS:HB2	1.98	0.45
1:A:228:A:H2'	1:A:229:U:C6	2.52	0.45
1:A:267:C:O2'	1:A:268:C:H5'	2.17	0.45
1:A:934:C:P	25:A:2844:HOH:O	2.74	0.45
1:A:1485:U:O2	1:A:1485:U:H2'	2.17	0.45
2:B:43:ASP:CG	2:B:46:LYS:HG2	2.37	0.45
5:E:137:GLU:O	5:E:141:GLN:HG3	2.15	0.45
8:H:85:ARG:NE	8:H:87:SER:O	2.48	0.45
13:M:20:THR:O	13:M:20:THR:HG22	2.17	0.45
18:R:56:THR:OG1	18:R:58:LEU:HD12	2.15	0.45
1:A:36:C:H2'	1:A:37:U:O4'	2.17	0.45
1:A:285:G:O2'	1:A:286:G:H5'	2.16	0.45
1:A:985:C:C2	1:A:1221:G:N2	2.85	0.45
1:A:1327:C:H2'	1:A:1328:C:C6	2.52	0.45
1:A:1387:G:C6	1:A:1388:C:C4	3.05	0.45
2:B:17:PHE:HD1	2:B:18:GLY:N	2.14	0.45
4:D:36:ARG:HG2	4:D:38:TYR:CE2	2.51	0.45
8:H:10:LEU:HD12	8:H:10:LEU:N	2.29	0.45
12:L:6:THR:HG23	12:L:9:GLN:HG3	1.99	0.45

Continued on next page...

Continued from previous page...

Atom-1	Atom-2	Interatomic distance (Å)	Clash overlap (Å)
17:Q:6:LEU:HD23	17:Q:6:LEU:N	2.32	0.45
17:Q:29:HIS:CE1	17:Q:31:LEU:H	2.35	0.45
18:R:33:ASP:OD1	18:R:33:ASP:C	2.55	0.45
1:A:450:G:O5'	1:A:450:G:H8	1.98	0.45
1:A:855:G:H5''	1:A:871:U:O4	2.17	0.45
1:A:1442:G:N2	1:A:1447:G:C8	2.82	0.45
4:D:9:CYS:SG	4:D:22:LYS:HD2	2.56	0.45
4:D:72:GLU:O	4:D:73:ARG:C	2.55	0.45
4:D:171:GLY:HA2	4:D:172:PRO:HD3	1.49	0.45
6:F:100:ASN:HA	18:R:23:LYS:HE3	1.97	0.45
12:L:53:ARG:NH1	12:L:92:ASP:OD1	2.48	0.45
13:M:15:VAL:HG12	13:M:34:LEU:HD11	1.98	0.45
17:Q:22:LEU:HD12	17:Q:23:VAL:N	2.32	0.45
17:Q:51:TYR:CE2	17:Q:73:VAL:HG11	2.52	0.45
19:S:39:THR:HG23	19:S:70:LYS:HD3	1.98	0.45
1:A:1050:G:C2	1:A:1051:C:C5	3.05	0.45
1:A:1379:G:C2'	1:A:1380:U:H5'	2.47	0.45
2:B:28:PHE:CD2	2:B:190:THR:HA	2.52	0.45
2:B:74:LYS:HE3	2:B:74:LYS:HB3	1.45	0.45
2:B:91:PRO:HG3	2:B:155:LEU:HG	1.98	0.45
3:C:47:LEU:HD23	3:C:68:VAL:HG11	1.98	0.45
3:C:157:ILE:HD13	3:C:166:GLU:HB2	1.99	0.45
5:E:45:PHE:HE2	5:E:47:LYS:CE	2.29	0.45
6:F:62:TRP:HB2	18:R:35:ARG:NH1	2.32	0.45
7:G:65:ALA:HB2	7:G:124:LEU:O	2.17	0.45
8:H:9:MET:HE2	8:H:32:LYS:HD3	1.98	0.45
8:H:100:ILE:HA	8:H:101:PRO:HD2	1.55	0.45
12:L:41:ARG:CG	12:L:42:THR:H	2.29	0.45
13:M:40:ASN:HA	13:M:41:PRO:HD2	1.83	0.45
15:O:60:VAL:HG23	15:O:60:VAL:H	1.46	0.45
17:Q:66:SER:O	17:Q:67:LYS:C	2.54	0.45
18:R:26:LEU:HD12	18:R:26:LEU:HA	1.75	0.45
1:A:1074:G:O4'	2:B:104:ASN:HB2	2.16	0.45
1:A:1127:G:H1	1:A:1145:C:H42	1.65	0.45
1:A:1213:A:N1	1:A:1215:G:H1'	2.32	0.45
1:A:1332:A:O2'	1:A:1333:A:H5'	2.17	0.45
1:A:1497:G:O2'	1:A:1518:MA6:H92	2.17	0.45
3:C:43:LEU:C	3:C:45:LYS:N	2.68	0.45
3:C:53:ALA:HB2	3:C:115:LEU:CD2	2.46	0.45
4:D:22:LYS:CB	4:D:26:CYS:SG	3.04	0.45
6:F:2:ARG:CG	6:F:69:GLU:HG3	2.47	0.45

Continued on next page...

Continued from previous page...

Atom-1	Atom-2	Interatomic distance (Å)	Clash overlap (Å)
7:G:12:LEU:HD22	7:G:24:THR:CG2	2.47	0.45
7:G:149:ARG:HD2	11:K:59:TYR:CE1	2.51	0.45
7:G:152:ALA:O	7:G:155:ARG:HG3	2.17	0.45
9:I:46:ALA:HB1	9:I:77:ILE:HG21	1.99	0.45
9:I:47:LEU:HD13	9:I:47:LEU:HA	1.68	0.45
16:P:53:VAL:HG23	16:P:54:GLU:H	1.80	0.45
18:R:54:ARG:HH11	18:R:54:ARG:CB	2.28	0.45
1:A:613:C:C2	1:A:628:G:N2	2.84	0.45
1:A:801:U:H2'	1:A:802:A:C8	2.52	0.45
1:A:869:G:N7	25:A:3262:HOH:O	2.35	0.45
6:F:47:ARG:HG3	6:F:47:ARG:HH11	1.81	0.45
11:K:40:ILE:HG23	11:K:75:TYR:HD1	1.78	0.45
15:O:30:ALA:HB2	15:O:85:LEU:HD11	1.99	0.45
20:T:56:MET:SD	20:T:85:MET:HG2	2.57	0.45
20:T:88:VAL:HG12	20:T:89:ARG:N	2.32	0.45
1:A:9:G:OP2	5:E:121:LYS:HD2	2.17	0.44
1:A:41:G:O2'	1:A:42:G:H5'	2.16	0.44
1:A:273:A:N6	1:A:274:A:C6	2.85	0.44
1:A:419:C:N4	25:A:3051:HOH:O	2.18	0.44
1:A:658:G:C4	1:A:659:U:C6	3.05	0.44
1:A:1033:G:N2	1:A:1034:G:O4'	2.50	0.44
1:A:1128:C:O2'	1:A:1130:A:C8	2.65	0.44
1:A:1190:G:HO2'	1:A:1191:A:P	2.40	0.44
1:A:1309:G:C6	1:A:1329:A:C2	3.05	0.44
1:A:1379:G:H2'	1:A:1380:U:H5'	2.00	0.44
1:A:1499:A:H1'	1:A:1520:G:H5'	1.99	0.44
2:B:172:ILE:H	2:B:172:ILE:HD12	1.82	0.44
3:C:30:ARG:HB3	3:C:30:ARG:NH1	2.31	0.44
4:D:38:TYR:CD2	4:D:38:TYR:N	2.68	0.44
5:E:18:ARG:HG2	5:E:19:MET:H	1.82	0.44
12:L:41:ARG:HD3	12:L:42:THR:O	2.16	0.44
12:L:53:ARG:HG3	12:L:93:LEU:HD22	1.98	0.44
13:M:37:THR:HB	13:M:39:ILE:CD1	2.47	0.44
16:P:10:GLY:HA3	16:P:14:ASN:O	2.17	0.44
1:A:81:U:OP1	1:A:81:U:H4'	2.17	0.44
1:A:130:A:H1'	1:A:263:A:O2'	2.18	0.44
1:A:438:G:H4'	4:D:123:HIS:CD2	2.52	0.44
1:A:689:C:N4	1:A:690:G:C6	2.85	0.44
1:A:949:A:N1	1:A:1233:G:C4	2.85	0.44
1:A:978:A:C2'	1:A:979:C:H5'	2.47	0.44
1:A:1162:C:C2	1:A:1175:G:N2	2.86	0.44

Continued on next page...

Continued from previous page...

Atom-1	Atom-2	Interatomic distance (Å)	Clash overlap (Å)
2:B:64:ARG:HG3	2:B:64:ARG:NH1	2.32	0.44
5:E:117:ASP:O	5:E:118:ILE:HB	2.17	0.44
5:E:148:VAL:O	5:E:152:ARG:HG3	2.17	0.44
8:H:11:THR:HG23	8:H:15:ASN:HD21	1.82	0.44
12:L:42:THR:HA	12:L:53:ARG:O	2.17	0.44
13:M:21:TYR:N	13:M:21:TYR:CD2	2.85	0.44
1:A:9:G:OP1	5:E:122:GLU:HG3	2.16	0.44
1:A:90:U:O2'	1:A:91:C:H5'	2.17	0.44
1:A:273:A:N6	1:A:274:A:N6	2.65	0.44
1:A:985:C:H2'	1:A:986:A:C8	2.52	0.44
1:A:1003(A):G:N2	1:A:1039:C:C2	2.85	0.44
1:A:1405:G:H1	1:A:1496:C:N4	2.15	0.44
2:B:175:ARG:O	2:B:179:LYS:HB2	2.17	0.44
5:E:36:ASP:C	5:E:38:GLN:H	2.21	0.44
5:E:121:LYS:NZ	5:E:126:ARG:HH12	2.15	0.44
7:G:91:VAL:CG1	7:G:96:GLN:HG3	2.48	0.44
8:H:118:VAL:C	8:H:119:LEU:HD23	2.37	0.44
11:K:21:ILE:HB	11:K:84:VAL:HG22	1.99	0.44
12:L:60:LEU:HD21	12:L:85:ILE:HD12	2.00	0.44
12:L:69:TYR:CE2	12:L:71:PRO:HA	2.51	0.44
13:M:36:LYS:HB2	13:M:36:LYS:HE2	1.75	0.44
15:O:4:THR:HB	15:O:6:GLU:H	1.82	0.44
20:T:50:GLU:HG2	20:T:99:LEU:CD2	2.43	0.44
1:A:4:U:H5	8:H:105:ARG:CZ	2.30	0.44
1:A:179:A:H2'	1:A:180:U:C6	2.53	0.44
1:A:242:C:C2'	1:A:243:A:H5'	2.46	0.44
1:A:255:G:H4'	17:Q:17:LYS:HD2	1.99	0.44
1:A:373:A:H1'	1:A:481:G:N3	2.32	0.44
1:A:620:C:C2	4:D:135:LEU:HD22	2.53	0.44
2:B:18:GLY:HA3	2:B:42:ILE:H	1.83	0.44
4:D:150:GLU:N	4:D:150:GLU:CD	2.71	0.44
7:G:11:GLN:NE2	7:G:11:GLN:HA	2.29	0.44
7:G:103:TRP:HA	7:G:106:GLN:HG3	1.99	0.44
7:G:154:TYR:N	7:G:154:TYR:CD2	2.83	0.44
8:H:82:HIS:NE2	8:H:84:ARG:HB2	2.33	0.44
8:H:82:HIS:CD2	8:H:83:ILE:N	2.86	0.44
10:J:38:ILE:CG2	10:J:39:PRO:HD2	2.47	0.44
10:J:85:LEU:HD12	10:J:85:LEU:HA	1.69	0.44
11:K:20:TYR:HB2	11:K:31:THR:O	2.18	0.44
14:N:39:LEU:HD23	14:N:39:LEU:HA	1.66	0.44
20:T:88:VAL:HG13	20:T:92:LEU:HD23	1.99	0.44

Continued on next page...

Continued from previous page...

Atom-1	Atom-2	Interatomic distance (Å)	Clash overlap (Å)
1:A:434:U:H2'	1:A:435:C:H6	1.81	0.44
1:A:512:U:H2'	1:A:513:C:C6	2.52	0.44
1:A:693:G:H2'	1:A:694:A:C8	2.53	0.44
1:A:838:G:C2	1:A:849:C:C2	3.05	0.44
1:A:865:A:C2	1:A:918:A:H4'	2.52	0.44
1:A:909:A:H2'	1:A:910:C:O4'	2.17	0.44
1:A:1091:U:O2	1:A:1093:A:C8	2.70	0.44
1:A:1241:G:H2'	1:A:1242:C:C6	2.52	0.44
1:A:1277:C:H3'	1:A:1277:C:C6	2.52	0.44
1:A:1492:A:C8	1:A:1493:A:H2	2.36	0.44
6:F:68:PRO:HG2	6:F:71:ARG:HH12	1.82	0.44
10:J:47:PHE:CZ	14:N:37:PHE:HE1	2.34	0.44
10:J:69:ASN:O	10:J:70:ARG:NE	2.50	0.44
1:A:22:G:O2'	1:A:23:C:H5'	2.18	0.44
1:A:414:A:C5	1:A:431:A:C2	3.06	0.44
1:A:421:U:H4'	1:A:422:C:OP2	2.17	0.44
1:A:538:G:OP1	12:L:115:LYS:HB2	2.17	0.44
1:A:564:C:C6	17:Q:31:LEU:HD21	2.52	0.44
1:A:615:C:H6	1:A:615:C:O5'	2.01	0.44
1:A:1072:G:C5	1:A:1073:U:C4	3.06	0.44
1:A:1130:A:C4'	9:I:18:PHE:HE1	2.31	0.44
1:A:1190:G:O2'	1:A:1191:A:P	2.76	0.44
1:A:1353:G:C2	1:A:1354:C:C2	3.06	0.44
1:A:1478:C:O5'	1:A:1478:C:H6	2.00	0.44
2:B:171:ALA:CA	2:B:174:VAL:HB	2.43	0.44
3:C:35:GLU:OE2	3:C:59:ARG:NH2	2.46	0.44
5:E:82:VAL:HG21	5:E:138:ALA:HA	2.00	0.44
8:H:17:THR:OG1	8:H:18:ARG:NH1	2.51	0.44
8:H:51:VAL:HG23	8:H:52:ASP:N	2.33	0.44
11:K:48:ILE:HD11	11:K:64:ALA:N	2.33	0.44
15:O:15:PHE:CE2	15:O:84:LYS:HB3	2.49	0.44
19:S:80:TYR:CE1	19:S:81:ARG:HB3	2.51	0.44
1:A:229:U:O2'	16:P:23:ASP:HB2	2.18	0.44
1:A:294:U:H2'	1:A:295:C:C6	2.52	0.44
1:A:825:G:O2'	8:H:8:ASP:OD1	2.31	0.44
1:A:942:G:H21	9:I:124:GLN:NE2	2.13	0.44
2:B:149:LEU:HD23	2:B:149:LEU:HA	1.45	0.44
3:C:58:GLU:N	3:C:65:ALA:HB3	2.33	0.44
3:C:72:LYS:HA	3:C:73:PRO:HD2	1.76	0.44
5:E:20:GLN:O	5:E:23:GLY:N	2.43	0.44
5:E:61:TYR:HD1	5:E:61:TYR:HA	1.73	0.44

Continued on next page...

Continued from previous page...

Atom-1	Atom-2	Interatomic distance (Å)	Clash overlap (Å)
5:E:148:VAL:HG21	8:H:107:LEU:HD13	2.00	0.44
6:F:15:ASP:OD2	6:F:15:ASP:N	2.49	0.44
9:I:75:ASP:O	9:I:78:LYS:HB2	2.18	0.44
9:I:89:ASN:HA	9:I:90:PRO:HD2	1.86	0.44
9:I:118:LYS:C	9:I:120:ARG:H	2.21	0.44
10:J:79:ARG:H	10:J:79:ARG:HG3	1.52	0.44
13:M:48:LEU:HB2	13:M:53:VAL:CG2	2.48	0.44
14:N:18:VAL:HG23	14:N:19:ARG:N	2.32	0.44
19:S:53:ASN:N	19:S:56:GLN:O	2.45	0.44
1:A:178:C:OP2	20:T:65:LYS:NZ	2.51	0.44
1:A:376:G:C4	1:A:389:A:C2	3.06	0.44
1:A:539:A:N7	12:L:115:LYS:HE3	2.33	0.44
1:A:674:G:O5'	1:A:674:G:H8	2.00	0.44
1:A:674:G:OP1	6:F:87:ARG:NH2	2.50	0.44
1:A:1039:C:H2'	1:A:1040:U:C6	2.53	0.44
1:A:1060:C:H5''	10:J:51:ARG:HB3	2.00	0.44
1:A:1103:C:H2'	1:A:1104:G:O4'	2.18	0.44
1:A:1167:A:C6	1:A:1168:A:C6	3.06	0.44
1:A:1443:G:H5'	1:A:1443:G:C8	2.53	0.44
1:A:1488:G:C2'	1:A:1489:G:H8	2.23	0.44
2:B:19:HIS:HB3	2:B:189:ASP:OD1	2.17	0.44
2:B:97:TRP:CD1	2:B:173:ALA:HB2	2.53	0.44
3:C:23:TYR:HD1	10:J:11:PHE:CE2	2.36	0.44
4:D:8:VAL:O	4:D:11:LEU:N	2.51	0.44
4:D:53:ASP:O	4:D:57:ARG:HD2	2.17	0.44
7:G:95:ARG:HA	7:G:95:ARG:HD2	1.73	0.44
8:H:31:PHE:O	8:H:34:GLU:HB2	2.17	0.44
13:M:44:ARG:HD2	13:M:44:ARG:HA	1.75	0.44
14:N:8:GLU:N	14:N:11:LYS:HE2	2.33	0.44
1:A:491:G:O2'	1:A:492:G:H5'	2.18	0.44
1:A:645:C:H2'	1:A:645:C:O2	2.17	0.44
1:A:1367:C:H2'	1:A:1368:G:O4'	2.18	0.44
3:C:53:ALA:O	3:C:54:ARG:HB2	2.18	0.44
4:D:158:ILE:N	4:D:158:ILE:HD13	2.33	0.44
8:H:18:ARG:HG2	8:H:18:ARG:NH1	2.25	0.44
8:H:82:HIS:CD2	8:H:82:HIS:C	2.90	0.44
8:H:85:ARG:CG	8:H:86:ILE:N	2.81	0.44
8:H:86:ILE:HG22	8:H:87:SER:N	2.33	0.44
9:I:50:LEU:HD12	9:I:51:ARG:N	2.32	0.44
9:I:97:LYS:NZ	9:I:100:GLY:HA2	2.33	0.44
10:J:50:ILE:HG12	10:J:60:ARG:HD2	2.00	0.44

Continued on next page...

Continued from previous page...

Atom-1	Atom-2	Interatomic distance (Å)	Clash overlap (Å)
12:L:19:ARG:HH11	12:L:19:ARG:H	1.65	0.44
1:A:143:A:H8	1:A:143:A:O5'	2.00	0.43
1:A:530:G:O2'	1:A:531:U:P	2.76	0.43
1:A:750:G:C2	1:A:751:U:C6	3.05	0.43
1:A:925:G:O4'	1:A:1502:A:C5	2.71	0.43
1:A:1036:G:H5''	1:A:1037:C:OP2	2.18	0.43
1:A:1345:U:C2	1:A:1377:A:N1	2.85	0.43
1:A:1387:G:C4	1:A:1388:C:C5	3.06	0.43
1:A:1389:C:H2'	1:A:1390:U:O4'	2.17	0.43
5:E:148:VAL:H	5:E:148:VAL:HG23	1.32	0.43
7:G:87:VAL:HG13	7:G:88:PRO:HD2	2.00	0.43
8:H:29:SER:OG	8:H:30:ARG:N	2.50	0.43
17:Q:38:ARG:HG2	17:Q:38:ARG:NH1	2.29	0.43
17:Q:83:ASP:OD2	17:Q:83:ASP:N	2.49	0.43
19:S:71:LEU:HD23	19:S:71:LEU:HA	1.85	0.43
1:A:253:U:H2'	1:A:254:G:C8	2.54	0.43
1:A:509:A:C8	1:A:509:A:H3'	2.53	0.43
1:A:730:G:N2	1:A:765:G:H5''	2.32	0.43
1:A:1108:G:H2'	1:A:1109:C:C5'	2.46	0.43
1:A:1110:A:H8	1:A:1110:A:O5'	2.01	0.43
1:A:1171:G:H2'	1:A:1172:C:C6	2.53	0.43
1:A:1172:C:H2'	1:A:1173:G:H8	1.82	0.43
1:A:1211:U:H3'	1:A:1211:U:H6	1.83	0.43
1:A:1299:A:C8	1:A:1301:U:H1'	2.52	0.43
1:A:1388:C:O2'	1:A:1389:C:H5'	2.17	0.43
1:A:1518:MA6:H93	1:A:1519:MA6:C9	2.48	0.43
2:B:18:GLY:N	2:B:41:ILE:HG23	2.27	0.43
9:I:80:GLY:HA2	9:I:83:ARG:HG3	1.98	0.43
11:K:82:VAL:O	11:K:108:ILE:HA	2.18	0.43
16:P:53:VAL:O	16:P:57:ARG:HG3	2.18	0.43
16:P:59:TRP:HB3	16:P:64:ALA:HB2	1.99	0.43
18:R:49:LYS:O	18:R:50:ILE:HG13	2.18	0.43
18:R:73:ALA:CB	18:R:79:LEU:HD12	2.49	0.43
19:S:22:LEU:HD13	19:S:28:LYS:HB2	2.00	0.43
1:A:560:U:H5'	25:A:3354:HOH:O	2.19	0.43
1:A:737:A:OP1	6:F:92:LYS:N	2.50	0.43
1:A:1028:C:C4	1:A:1029:C:N4	2.85	0.43
1:A:1104:G:C6	1:A:1105:A:C5	3.06	0.43
1:A:1300:G:C5	1:A:1334:G:C5	3.06	0.43
1:A:1488:G:C2	1:A:1489:G:C5	3.06	0.43
2:B:154:LEU:HA	2:B:154:LEU:HD23	1.71	0.43

Continued on next page...

Continued from previous page...

Atom-1	Atom-2	Interatomic distance (Å)	Clash overlap (Å)
3:C:92:ALA:HA	3:C:95:THR:HG23	1.98	0.43
7:G:25:ALA:O	7:G:28:ASN:HB2	2.18	0.43
7:G:97:GLN:O	7:G:101:LEU:HD12	2.18	0.43
8:H:74:PRO:O	8:H:75:ARG:C	2.55	0.43
17:Q:9:VAL:HG11	17:Q:84:LEU:HB2	1.99	0.43
1:A:163:C:H2'	1:A:164:U:O4'	2.19	0.43
1:A:191:G:N3	20:T:105:SER:HB2	2.33	0.43
1:A:229:U:H2'	1:A:230:G:H5'	2.00	0.43
1:A:355:C:C4	1:A:356:A:N7	2.86	0.43
1:A:620:C:N3	4:D:135:LEU:HD22	2.32	0.43
1:A:665:A:C5	1:A:733:A:C5	3.06	0.43
1:A:961:U:OP1	1:A:1223:C:H4'	2.16	0.43
1:A:978:A:H1'	1:A:1322:C:O2	2.18	0.43
1:A:1212:U:O2'	1:A:1213:A:P	2.76	0.43
1:A:1229:A:OP2	13:M:114:ARG:HD3	2.18	0.43
1:A:1323:G:H2'	1:A:1324:A:C8	2.53	0.43
1:A:1327:C:OP1	21:U:20:LYS:N	2.47	0.43
1:A:1441:G:H4'	1:A:1442:G:C5	2.54	0.43
3:C:48:TYR:CD1	3:C:48:TYR:C	2.91	0.43
5:E:14:ARG:HE	5:E:16:THR:HG22	1.83	0.43
5:E:112:LEU:HD23	5:E:112:LEU:HA	1.63	0.43
6:F:12:PRO:HD3	6:F:58:GLY:HA2	2.00	0.43
6:F:19:LEU:HD13	6:F:19:LEU:HA	1.58	0.43
6:F:69:GLU:O	6:F:72:VAL:HG23	2.19	0.43
7:G:118:VAL:O	7:G:122:HIS:HB2	2.19	0.43
9:I:28:VAL:HG13	9:I:63:ILE:HB	2.00	0.43
10:J:38:ILE:HA	10:J:39:PRO:HD2	1.57	0.43
10:J:72:VAL:O	10:J:72:VAL:HG12	2.17	0.43
13:M:76:ALA:O	13:M:80:ARG:HB2	2.17	0.43
15:O:45:VAL:H	15:O:45:VAL:HG23	1.49	0.43
19:S:70:LYS:N	19:S:73:GLU:HG3	2.32	0.43
1:A:409:G:H1'	25:A:2605:HOH:O	2.18	0.43
1:A:523:A:H61	12:L:53:ARG:NH1	2.17	0.43
1:A:632:A:H2'	1:A:633:G:O4'	2.18	0.43
1:A:710:G:N1	1:A:711:G:C5	2.87	0.43
1:A:749:C:O2'	1:A:750:G:H5'	2.18	0.43
1:A:1319:A:OP1	19:S:5:LEU:HD13	2.18	0.43
1:A:1329:A:OP1	13:M:28:ALA:HB3	2.18	0.43
2:B:69:LEU:HG	2:B:155:LEU:HD11	2.01	0.43
3:C:6:HIS:ND1	3:C:7:PRO:HD2	2.34	0.43
4:D:107:ARG:NH1	4:D:114:ARG:NH2	2.66	0.43

Continued on next page...

Continued from previous page...

Atom-1	Atom-2	Interatomic distance (Å)	Clash overlap (Å)
4:D:206:PHE:CD2	4:D:207:TYR:HE2	2.36	0.43
5:E:15:ARG:O	5:E:17:ALA:N	2.52	0.43
7:G:47:CYS:HB3	7:G:58:PRO:CB	2.49	0.43
10:J:62:HIS:HB3	14:N:59:ALA:HB3	1.99	0.43
11:K:114:VAL:HG23	11:K:115:PRO:HD2	1.99	0.43
13:M:15:VAL:O	13:M:19:LEU:HD12	2.18	0.43
17:Q:29:HIS:HA	17:Q:30:PRO:HD3	1.24	0.43
17:Q:76:LEU:HD21	17:Q:78:GLU:O	2.19	0.43
19:S:7:LYS:HZ2	19:S:7:LYS:HG3	1.61	0.43
1:A:109:A:H4'	1:A:110:C:OP2	2.19	0.43
1:A:833:U:H2'	1:A:834:C:C5	2.53	0.43
1:A:1005:A:OP2	1:A:1006:C:N4	2.52	0.43
1:A:1126:U:C4	1:A:1127:G:N1	2.87	0.43
1:A:1126:U:H2'	1:A:1127:G:O5'	2.18	0.43
1:A:1378:C:H3'	1:A:1379:G:H5''	2.01	0.43
1:A:1378:C:OP2	7:G:7:ALA:HB3	2.19	0.43
1:A:1454:G:O2'	1:A:1455:G:H5'	2.19	0.43
4:D:190:ASP:C	4:D:190:ASP:OD2	2.57	0.43
7:G:127:ALA:C	7:G:130:GLY:H	2.22	0.43
12:L:24:VAL:O	12:L:24:VAL:HG12	2.19	0.43
13:M:46:LYS:H	13:M:46:LYS:HG3	1.41	0.43
14:N:61:TRP:N	14:N:61:TRP:CE3	2.87	0.43
16:P:73:LEU:HA	16:P:73:LEU:HD23	1.56	0.43
18:R:76:LEU:HD23	18:R:76:LEU:HA	1.65	0.43
1:A:179:A:O2'	1:A:180:U:H5'	2.19	0.43
1:A:370:C:C2'	1:A:371:G:H5'	2.49	0.43
1:A:778:G:C5	1:A:779:C:C5	3.07	0.43
1:A:804:U:H5''	1:A:805:C:OP2	2.18	0.43
1:A:1002:G:C2	1:A:1003:G:H1'	2.54	0.43
1:A:1036:G:N2	1:A:1037:C:N1	2.67	0.43
1:A:1079:G:C6	1:A:1080:A:N6	2.86	0.43
1:A:1126:U:C5'	25:A:3121:HOH:O	2.60	0.43
1:A:1133:G:H2'	1:A:1134:G:C8	2.53	0.43
2:B:145:LEU:O	2:B:149:LEU:HB2	2.19	0.43
2:B:236:TYR:CD2	2:B:236:TYR:O	2.72	0.43
3:C:196:LEU:HD13	3:C:196:LEU:HA	1.60	0.43
4:D:30:LYS:C	4:D:32:ALA:N	2.71	0.43
6:F:75:LEU:HD23	6:F:75:LEU:HA	1.89	0.43
10:J:46:ARG:C	10:J:47:PHE:CD1	2.92	0.43
12:L:110:VAL:O	12:L:122:THR:HG21	2.19	0.43
13:M:89:GLY:O	13:M:92:HIS:HB2	2.19	0.43

Continued on next page...

Continued from previous page...

Atom-1	Atom-2	Interatomic distance (Å)	Clash overlap (Å)
17:Q:31:LEU:HD12	17:Q:31:LEU:HA	1.67	0.43
18:R:42:ARG:HB3	18:R:42:ARG:HH11	1.83	0.43
1:A:182:U:H6	1:A:182:U:C5'	2.28	0.43
1:A:278:G:C6	17:Q:95:TYR:HD2	2.37	0.43
1:A:773:G:C6	1:A:774:G:N7	2.87	0.43
1:A:794:A:OP1	25:A:2165:HOH:O	2.21	0.43
1:A:803:G:C6	1:A:804:U:C4	3.07	0.43
1:A:1064:G:OP1	1:A:1386:G:H4'	2.19	0.43
1:A:1215:G:P	25:A:2356:HOH:O	2.75	0.43
1:A:1257:U:H4'	1:A:1258:G:OP2	2.17	0.43
1:A:1442:G:H5''	25:A:2899:HOH:O	2.18	0.43
22:A:1601:SRY:HB11	22:A:1601:SRY:H11	1.38	0.43
2:B:90:MET:HE1	2:B:222:ILE:HD13	2.01	0.43
4:D:13:ARG:HB3	4:D:40:PRO:HD3	2.01	0.43
4:D:187:ARG:HA	4:D:187:ARG:HD2	1.47	0.43
6:F:82:ARG:HB2	6:F:85:VAL:CG2	2.47	0.43
11:K:20:TYR:O	11:K:30:VAL:HA	2.19	0.43
13:M:11:ARG:HE	13:M:12:ASN:CA	2.32	0.43
14:N:37:PHE:N	14:N:37:PHE:CD1	2.87	0.43
15:O:63:ARG:HH12	15:O:87:ILE:HG21	1.84	0.43
15:O:67:LEU:HD13	15:O:78:TYR:HE1	1.84	0.43
17:Q:56:VAL:HB	17:Q:78:GLU:HB3	2.00	0.43
20:T:83:ARG:O	20:T:87:LYS:HG3	2.19	0.43
1:A:43:C:H2'	1:A:44:G:O5'	2.19	0.43
1:A:244:U:C6	1:A:894:G:N2	2.87	0.43
1:A:246:A:N1	1:A:279:A:N7	2.67	0.43
1:A:289:G:P	25:A:2004:HOH:O	2.76	0.43
1:A:562:C:H5'	1:A:562:C:C6	2.54	0.43
1:A:912:C:H2'	1:A:913:A:C8	2.53	0.43
1:A:1014:A:H8	1:A:1014:A:O5'	2.02	0.43
1:A:1053:G:C4'	1:A:1054:C:H5'	2.46	0.43
1:A:1349:A:H1'	1:A:1374:A:N6	2.33	0.43
5:E:47:LYS:HE3	5:E:47:LYS:HB3	1.87	0.43
8:H:20:TYR:CE2	8:H:75:ARG:HD2	2.54	0.43
8:H:48:TYR:O	8:H:48:TYR:CG	2.71	0.43
8:H:103:VAL:HG12	8:H:108:GLY:HA3	2.00	0.43
9:I:27:THR:HG22	9:I:28:VAL:N	2.33	0.43
13:M:50:GLU:O	13:M:53:VAL:HB	2.19	0.43
1:A:333:G:H2'	1:A:334:C:H6	1.83	0.43
1:A:665:A:N3	1:A:732:C:H2'	2.34	0.43
1:A:774:G:N2	1:A:775:G:H1'	2.34	0.43

Continued on next page...

Continued from previous page...

Atom-1	Atom-2	Interatomic distance (Å)	Clash overlap (Å)
1:A:1164:G:C6	1:A:1165:C:C4	3.07	0.43
1:A:1343:G:H4'	9:I:122:ALA:HB3	2.01	0.43
1:A:1487:G:C5	1:A:1488:G:N7	2.87	0.43
6:F:40:VAL:HG23	6:F:41:GLU:N	2.34	0.43
7:G:148:ASN:O	7:G:150:ALA:N	2.52	0.43
8:H:29:SER:CB	8:H:32:LYS:HG3	2.49	0.43
8:H:103:VAL:O	8:H:106:GLY:N	2.50	0.43
9:I:97:LYS:HZ3	9:I:100:GLY:HA2	1.84	0.43
10:J:34:VAL:CG2	10:J:74:ILE:HA	2.35	0.43
10:J:49:VAL:HG23	10:J:60:ARG:O	2.19	0.43
13:M:8:GLU:CD	13:M:8:GLU:N	2.72	0.43
14:N:43:CYS:O	14:N:46:GLU:N	2.52	0.43
15:O:67:LEU:HD23	15:O:67:LEU:HA	1.72	0.43
21:U:2:GLY:C	21:U:4:GLY:N	2.72	0.43
1:A:445:G:C4	1:A:490:G:N2	2.87	0.42
1:A:502:G:OP1	12:L:118:SER:N	2.40	0.42
1:A:841:U:H6	1:A:848:C:O4'	2.01	0.42
1:A:1407:5MC:H2'	1:A:1408:A:O4'	2.19	0.42
1:A:1453:G:H2'	1:A:1454:G:O4'	2.19	0.42
1:A:1491:G:H5'	12:L:94:TRP:CZ2	2.54	0.42
2:B:41:ILE:HG22	2:B:42:ILE:O	2.19	0.42
2:B:189:ASP:HB2	2:B:205:ASP:CB	2.49	0.42
3:C:20:SER:HA	3:C:57:ILE:O	2.18	0.42
5:E:105:VAL:O	5:E:106:PRO:C	2.56	0.42
6:F:2:ARG:HG3	6:F:69:GLU:HG3	2.01	0.42
6:F:14:LEU:HB3	6:F:18:GLN:HB3	2.01	0.42
7:G:113:GLU:O	7:G:119:ARG:HD3	2.19	0.42
12:L:33:ARG:HH12	12:L:61:THR:HB	1.82	0.42
12:L:113:ARG:HH11	12:L:116:SER:H	1.66	0.42
17:Q:18:THR:HA	17:Q:44:ALA:O	2.18	0.42
18:R:42:ARG:HH11	18:R:42:ARG:CG	2.31	0.42
20:T:24:LEU:HA	20:T:24:LEU:HD22	1.75	0.42
1:A:12:U:H5''	1:A:13:U:OP2	2.20	0.42
1:A:241:C:H42	1:A:285:G:H1	1.65	0.42
1:A:292:G:C8	1:A:292:G:C3'	3.02	0.42
1:A:360:A:H2'	1:A:361:G:O4'	2.19	0.42
1:A:448:A:P	1:A:485:G:H22	2.42	0.42
1:A:563:A:H5''	1:A:564:C:OP1	2.18	0.42
1:A:689:C:O5'	1:A:689:C:H6	2.00	0.42
1:A:735:C:O2'	1:A:736:C:H5'	2.20	0.42
1:A:778:G:H2'	1:A:779:C:O4'	2.18	0.42

Continued on next page...

Continued from previous page...

Atom-1	Atom-2	Interatomic distance (Å)	Clash overlap (Å)
1:A:811:C:H4'	1:A:900:A:N6	2.34	0.42
1:A:1127:G:C8	1:A:1127:G:C3'	3.03	0.42
1:A:1127:G:H3'	1:A:1127:G:H8	1.84	0.42
1:A:1212:U:HO2'	1:A:1213:A:P	2.42	0.42
1:A:1344:C:O5'	1:A:1344:C:H6	2.02	0.42
6:F:10:LEU:HD12	6:F:59:TYR:HB3	2.01	0.42
7:G:59:LEU:HD21	7:G:63:LYS:NZ	2.34	0.42
9:I:53:VAL:O	9:I:55:ALA:N	2.52	0.42
10:J:38:ILE:HG22	10:J:39:PRO:HD2	2.00	0.42
11:K:48:ILE:HD13	11:K:63:LEU:HB2	2.01	0.42
11:K:124:LYS:O	11:K:125:PHE:HD2	2.02	0.42
12:L:6:THR:HG23	12:L:9:GLN:CD	2.39	0.42
12:L:33:ARG:HH11	12:L:33:ARG:HG3	1.84	0.42
12:L:60:LEU:HD22	12:L:60:LEU:HA	1.74	0.42
14:N:53:LEU:HA	14:N:53:LEU:HD23	1.50	0.42
19:S:30:LEU:HB3	19:S:31:ILE:H	1.49	0.42
19:S:58:VAL:HA	19:S:59:PRO:HD3	1.64	0.42
19:S:80:TYR:CD1	19:S:81:ARG:HG2	2.54	0.42
20:T:46:GLU:HB2	20:T:48:LYS:CD	2.45	0.42
1:A:335:C:H2'	1:A:336:C:C6	2.54	0.42
1:A:1316:G:N2	1:A:1319:A:OP2	2.52	0.42
1:A:1330:U:OP1	13:M:23:TYR:O	2.37	0.42
1:A:1369:C:H2'	1:A:1370:G:O4'	2.19	0.42
3:C:11:ARG:HH11	3:C:180:ALA:HB3	1.83	0.42
4:D:6:GLY:O	4:D:8:VAL:HG22	2.18	0.42
6:F:33:TYR:CE1	6:F:75:LEU:HA	2.54	0.42
7:G:114:ARG:O	7:G:119:ARG:NH1	2.52	0.42
9:I:23:ASN:HB3	9:I:25:LYS:HD2	2.01	0.42
9:I:97:LYS:O	9:I:98:PRO:C	2.56	0.42
9:I:112:LYS:HG3	9:I:118:LYS:HA	2.00	0.42
11:K:101:SER:OG	11:K:102:GLY:N	2.52	0.42
13:M:11:ARG:NE	13:M:12:ASN:N	2.64	0.42
13:M:79:LYS:HG3	13:M:80:ARG:N	2.34	0.42
15:O:67:LEU:HD13	15:O:78:TYR:CE1	2.54	0.42
16:P:36:ILE:HG21	16:P:36:ILE:HD13	1.79	0.42
19:S:37:ARG:CZ	19:S:37:ARG:HB3	2.49	0.42
21:U:5:ASP:O	21:U:7:ARG:N	2.52	0.42
1:A:173:U:C6	1:A:198:G:H1'	2.55	0.42
1:A:229:U:O2'	1:A:230:G:H5'	2.20	0.42
1:A:403:C:C2	1:A:404:U:C5	3.07	0.42
1:A:408:A:H3'	1:A:408:A:C8	2.55	0.42

Continued on next page...

Continued from previous page...

Atom-1	Atom-2	Interatomic distance (Å)	Clash overlap (Å)
1:A:938:A:N6	1:A:939:G:C6	2.88	0.42
1:A:1050:G:H4'	25:A:2357:HOH:O	2.19	0.42
1:A:1052:U:O4	1:A:1200:C:C2	2.73	0.42
1:A:1054:C:P	25:A:2132:HOH:O	2.78	0.42
1:A:1183:A:O2'	1:A:1185:G:OP2	2.38	0.42
1:A:1194:U:O2'	1:A:1195:C:H5'	2.19	0.42
2:B:111:ARG:HH11	2:B:111:ARG:HD3	1.70	0.42
2:B:221:LEU:HA	2:B:221:LEU:HD23	1.74	0.42
3:C:32:LEU:O	3:C:35:GLU:N	2.52	0.42
3:C:137:ALA:HA	3:C:140:ARG:HH21	1.84	0.42
5:E:45:PHE:CE2	5:E:47:LYS:HE3	2.53	0.42
9:I:4:TYR:CD2	9:I:88:TYR:HA	2.54	0.42
9:I:6:GLY:HA3	9:I:83:ARG:HB2	2.02	0.42
10:J:50:ILE:HB	14:N:41:ARG:HD2	2.01	0.42
11:K:101:SER:CB	11:K:103:LEU:H	2.30	0.42
12:L:34:ARG:CB	12:L:105:TYR:HE1	2.31	0.42
12:L:82:VAL:O	12:L:106:ASP:HB2	2.20	0.42
12:L:90:VAL:CG1	12:L:93:LEU:HG	2.48	0.42
14:N:11:LYS:O	14:N:12:ARG:C	2.58	0.42
17:Q:68:ARG:HG2	17:Q:68:ARG:NH1	2.33	0.42
1:A:32:A:H2'	1:A:33:A:O4'	2.20	0.42
1:A:65:U:C5	1:A:381:C:C4	3.07	0.42
1:A:109:A:C6	1:A:327:A:C6	3.08	0.42
1:A:749:C:H2'	1:A:750:G:H8	1.84	0.42
1:A:1033:G:H2'	1:A:1033:G:N3	2.34	0.42
1:A:1442:G:N3	1:A:1446:A:N7	2.66	0.42
4:D:18:LYS:HD3	4:D:20:TYR:OH	2.20	0.42
4:D:57:ARG:HA	4:D:202:LEU:HD23	2.00	0.42
5:E:32:VAL:CG2	5:E:58:ALA:HB3	2.47	0.42
5:E:53:LEU:HA	5:E:53:LEU:HD13	1.75	0.42
5:E:75:THR:HG23	5:E:76:ILE:N	2.35	0.42
5:E:137:GLU:OE2	5:E:140:ARG:HD2	2.19	0.42
7:G:9:VAL:CG2	7:G:10:ARG:N	2.83	0.42
11:K:98:LEU:O	11:K:101:SER:HB3	2.19	0.42
11:K:122:LYS:O	11:K:124:LYS:N	2.52	0.42
16:P:75:ARG:HH21	16:P:80:PHE:HD1	1.67	0.42
1:A:168:G:C2	1:A:169:C:C6	3.07	0.42
1:A:236:G:H2'	1:A:237:C:O4'	2.19	0.42
1:A:247:G:OP2	17:Q:100:LYS:HB2	2.19	0.42
1:A:748:C:H4'	1:A:749:C:O5'	2.18	0.42
1:A:855:G:C6	1:A:856:C:C4	3.08	0.42

Continued on next page...

Continued from previous page...

Atom-1	Atom-2	Interatomic distance (Å)	Clash overlap (Å)
1:A:1354:C:O5'	1:A:1354:C:H6	2.03	0.42
1:A:1532:U:H2'	1:A:1533:C:C6	2.54	0.42
5:E:11:ILE:HA	5:E:11:ILE:HD13	1.43	0.42
9:I:107:ARG:HG2	9:I:107:ARG:HH11	1.83	0.42
15:O:62:GLN:HA	15:O:65:ARG:NH1	2.34	0.42
16:P:74:LEU:CD2	16:P:79:VAL:HG21	2.49	0.42
17:Q:68:ARG:HH11	17:Q:68:ARG:HG2	1.85	0.42
1:A:310:G:H2'	1:A:311:C:H6	1.84	0.42
1:A:602:A:H2'	1:A:603:U:O4'	2.20	0.42
1:A:686:U:HO2'	1:A:687:A:H8	1.63	0.42
1:A:686:U:O2'	1:A:687:A:H8	2.03	0.42
1:A:690:G:H2'	1:A:691:G:O4'	2.19	0.42
1:A:708:C:OP1	11:K:85:ARG:NH2	2.52	0.42
1:A:716:A:H2'	11:K:117:ASN:O	2.19	0.42
1:A:1065:U:O2'	1:A:1066:C:OP2	2.32	0.42
1:A:1110:A:OP2	25:A:2090:HOH:O	2.22	0.42
1:A:1283:G:O2'	1:A:1284:C:H5'	2.19	0.42
2:B:215:LEU:HD23	2:B:215:LEU:HA	1.79	0.42
3:C:32:LEU:HD13	3:C:32:LEU:HA	1.76	0.42
3:C:73:PRO:HG3	3:C:105:GLU:HG3	2.01	0.42
5:E:100:VAL:HG22	5:E:118:ILE:HG22	2.01	0.42
7:G:146:GLU:HA	7:G:149:ARG:HB2	2.01	0.42
8:H:40:ALA:HB3	8:H:41:ARG:H	1.66	0.42
11:K:109:VAL:HG13	18:R:85:LEU:O	2.19	0.42
15:O:45:VAL:HG12	15:O:46:HIS:ND1	2.34	0.42
17:Q:59:ILE:HG23	17:Q:71:PHE:CD1	2.55	0.42
19:S:36:ARG:HD2	19:S:52:TYR:O	2.19	0.42
21:U:12:LYS:HB3	21:U:22:ARG:HD3	2.00	0.42
1:A:112:G:H2'	1:A:113:G:H5'	2.01	0.42
1:A:262:A:N6	1:A:263:A:C6	2.88	0.42
1:A:276:G:O2'	1:A:277:C:H5'	2.20	0.42
1:A:401:C:OP2	4:D:73:ARG:NH2	2.53	0.42
1:A:862:C:C2'	1:A:863:U:H5'	2.49	0.42
1:A:1415:G:C2	1:A:1416:G:O6	2.72	0.42
3:C:142:MET:CE	3:C:171:GLY:HA3	2.49	0.42
4:D:54:TYR:O	4:D:55:ALA:C	2.58	0.42
7:G:115:ARG:H	7:G:115:ARG:HG3	1.70	0.42
8:H:104:ARG:NH1	8:H:138:TRP:NE1	2.67	0.42
13:M:30:ALA:O	13:M:31:LYS:C	2.58	0.42
14:N:26:ARG:HG2	14:N:26:ARG:HH11	1.85	0.42
14:N:47:LEU:HD23	14:N:47:LEU:HA	1.55	0.42

Continued on next page...

Continued from previous page...

Atom-1	Atom-2	Interatomic distance (Å)	Clash overlap (Å)
19:S:30:LEU:O	19:S:31:ILE:HB	2.20	0.42
19:S:72:GLY:HA2	19:S:75:ALA:H	1.85	0.42
1:A:294:U:H2'	1:A:295:C:H6	1.84	0.42
1:A:569:C:H5''	1:A:570:G:OP1	2.19	0.42
1:A:772:U:C4	1:A:773:G:N7	2.88	0.42
1:A:773:G:N2	1:A:806:C:O2	2.51	0.42
1:A:1077:G:H5''	1:A:1078:U:OP2	2.20	0.42
1:A:1167:A:H2'	1:A:1168:A:C8	2.55	0.42
1:A:1225:A:N6	25:A:3278:HOH:O	2.52	0.42
1:A:1342:C:H2'	1:A:1343:G:C8	2.55	0.42
1:A:1402:4OC:C6	1:A:1403:C:H5	2.31	0.42
3:C:34:LEU:O	3:C:38:ARG:HG3	2.19	0.42
5:E:33:VAL:HG11	5:E:109:ILE:HA	2.02	0.42
7:G:143:ARG:O	7:G:145:ALA:O	2.38	0.42
8:H:20:TYR:HE2	8:H:75:ARG:HD2	1.84	0.42
11:K:70:LYS:HA	11:K:73:MET:HG3	2.02	0.42
12:L:85:ILE:HD13	12:L:85:ILE:HG21	1.50	0.42
13:M:11:ARG:NH2	13:M:45:VAL:HG12	2.34	0.42
19:S:36:ARG:HG2	19:S:51:VAL:CG1	2.49	0.42
1:A:181:G:H8	1:A:181:G:H2'	1.57	0.42
1:A:505:G:H2'	1:A:506:G:C8	2.55	0.42
1:A:561:U:O2'	1:A:562:C:P	2.78	0.42
1:A:620:C:H2'	1:A:621:A:C8	2.55	0.42
1:A:1150:U:H2'	1:A:1151:A:H5'	2.01	0.42
1:A:1217:C:H2'	1:A:1218:C:O4'	2.20	0.42
1:A:1277:C:H2'	1:A:1279:A:C8	2.55	0.42
1:A:1319:A:H4'	1:A:1320:C:OP1	2.20	0.42
1:A:1451:A:C5'	1:A:1452:C:H5	2.33	0.42
2:B:16:HIS:O	2:B:17:PHE:C	2.59	0.42
2:B:139:LYS:O	2:B:143:GLU:HB2	2.20	0.42
3:C:28:GLN:HB3	3:C:32:LEU:HD23	2.02	0.42
3:C:112:SER:OG	3:C:114:PRO:HG2	2.20	0.42
4:D:3:ARG:HD3	4:D:3:ARG:HA	1.52	0.42
6:F:19:LEU:O	6:F:23:LYS:HB2	2.20	0.42
7:G:103:TRP:HE1	7:G:137:LYS:CD	2.33	0.42
8:H:64:LYS:C	8:H:65:TYR:CD1	2.93	0.42
9:I:5:TYR:HD2	9:I:18:PHE:CD2	2.38	0.42
9:I:50:LEU:HB2	9:I:55:ALA:O	2.19	0.42
11:K:22:HIS:O	11:K:28:THR:HA	2.20	0.42
13:M:2:ALA:O	13:M:10:PRO:HD2	2.20	0.42
14:N:27:CYS:SG	14:N:29:ARG:HB2	2.60	0.42

Continued on next page...

Continued from previous page...

Atom-1	Atom-2	Interatomic distance (Å)	Clash overlap (Å)
16:P:31:LYS:HG2	16:P:32:TYR:N	2.34	0.42
17:Q:22:LEU:HD12	17:Q:22:LEU:C	2.38	0.42
19:S:11:VAL:HG11	19:S:16:LEU:HB2	2.01	0.42
19:S:19:VAL:HG13	19:S:20:LEU:N	2.35	0.42
19:S:71:LEU:O	19:S:74:PHE:N	2.43	0.42
1:A:293:G:C6	1:A:294:U:C4	3.08	0.41
1:A:826:C:H2'	1:A:827:U:C6	2.54	0.41
1:A:1247:U:H1'	1:A:1291:G:N2	2.35	0.41
4:D:126:ILE:CG2	4:D:127:THR:N	2.83	0.41
4:D:163:GLU:OE2	4:D:166:LYS:HD3	2.20	0.41
5:E:42:GLY:HA2	5:E:136:MET:HE1	2.02	0.41
6:F:4:TYR:CZ	6:F:72:VAL:HG21	2.55	0.41
10:J:50:ILE:HG12	10:J:60:ARG:CD	2.50	0.41
11:K:109:VAL:CG1	11:K:110:ASP:N	2.83	0.41
12:L:102:ARG:HH11	12:L:102:ARG:HD2	1.63	0.41
15:O:30:ALA:CA	15:O:85:LEU:HD11	2.49	0.41
16:P:41:PRO:O	16:P:43:LYS:HG3	2.20	0.41
19:S:22:LEU:HD13	19:S:28:LYS:CB	2.49	0.41
20:T:91:LEU:HD23	20:T:91:LEU:HA	1.67	0.41
1:A:412:A:HO2'	1:A:413:G:P	2.38	0.41
1:A:644:G:C5	1:A:645:C:C6	3.07	0.41
2:B:17:PHE:CD1	2:B:18:GLY:N	2.88	0.41
3:C:50:ALA:HA	3:C:75:VAL:HG21	2.00	0.41
3:C:155:GLY:HA2	3:C:164:ARG:H	1.84	0.41
5:E:12:LEU:H	5:E:31:LEU:HB2	1.85	0.41
5:E:124:GLY:O	5:E:125:SER:C	2.55	0.41
9:I:125:TYR:CD1	9:I:125:TYR:C	2.94	0.41
10:J:71:LEU:HB3	10:J:72:VAL:H	1.48	0.41
11:K:87:THR:HG22	11:K:88:GLY:N	2.35	0.41
12:L:66:VAL:HG11	12:L:98:TYR:CE1	2.56	0.41
17:Q:50:LYS:HG3	17:Q:51:TYR:CE1	2.55	0.41
18:R:58:LEU:CD2	18:R:62:GLU:HB3	2.51	0.41
19:S:40:ILE:HG23	19:S:44:MET:SD	2.60	0.41
19:S:80:TYR:HE1	19:S:81:ARG:HB3	1.85	0.41
1:A:4:U:C5	8:H:105:ARG:NE	2.88	0.41
1:A:101:A:O2'	1:A:102:G:H5'	2.21	0.41
1:A:290:C:H2'	1:A:291:C:O4'	2.20	0.41
1:A:407:G:H4'	4:D:116:GLN:HA	2.02	0.41
1:A:448:A:C4	1:A:487:A:C2	3.09	0.41
1:A:496:A:H4'	1:A:497:A:H5''	2.01	0.41
1:A:634:C:O2'	1:A:635:G:H5'	2.20	0.41

Continued on next page...

Continued from previous page...

Atom-1	Atom-2	Interatomic distance (Å)	Clash overlap (Å)
1:A:737:A:C2'	1:A:738:C:O4'	2.65	0.41
1:A:1126:U:C6	1:A:1126:U:C3'	3.03	0.41
1:A:1241:G:C4	1:A:1242:C:C5	3.08	0.41
1:A:1397:C:OP2	5:E:24:ARG:NH2	2.52	0.41
2:B:152:PHE:C	2:B:154:LEU:N	2.73	0.41
2:B:167:PRO:HD3	2:B:186:ALA:HB1	2.02	0.41
4:D:2:GLY:O	4:D:3:ARG:NE	2.51	0.41
5:E:44:GLY:N	5:E:62:ALA:HB2	2.35	0.41
9:I:15:ALA:CB	9:I:77:ILE:HD12	2.50	0.41
10:J:75:ILE:HA	10:J:77:PRO:HG3	2.02	0.41
11:K:124:LYS:O	11:K:125:PHE:CD2	2.73	0.41
12:L:84:LEU:HB3	12:L:104:VAL:HG21	2.02	0.41
13:M:21:TYR:N	13:M:21:TYR:HD2	2.18	0.41
20:T:28:ALA:HA	20:T:31:SER:OG	2.20	0.41
1:A:187:C:N3	20:T:105:SER:HB3	2.34	0.41
1:A:193:C:O2'	20:T:61:SER:HA	2.20	0.41
1:A:234:C:H2'	1:A:235:C:C6	2.55	0.41
1:A:357:G:OP1	1:A:367:U:H2'	2.20	0.41
1:A:358:U:H2'	1:A:359:U:O4'	2.20	0.41
1:A:1080:A:H5''	5:E:16:THR:HB	2.02	0.41
1:A:1226:C:OP1	13:M:91:ARG:NH1	2.42	0.41
1:A:1526:G:C2'	1:A:1527:C:H5'	2.50	0.41
2:B:171:ALA:HA	2:B:174:VAL:CB	2.44	0.41
3:C:26:LYS:H	3:C:26:LYS:HG3	1.26	0.41
4:D:88:VAL:O	4:D:89:THR:C	2.59	0.41
4:D:174:LEU:CA	4:D:186:LEU:HD13	2.50	0.41
6:F:39:LYS:HA	6:F:39:LYS:HD2	1.77	0.41
8:H:20:TYR:HA	8:H:65:TYR:CE2	2.56	0.41
8:H:40:ALA:O	8:H:41:ARG:C	2.58	0.41
8:H:60:ARG:HG2	8:H:62:TYR:CZ	2.55	0.41
10:J:9:ARG:HA	10:J:68:HIS:O	2.21	0.41
16:P:25:ARG:H	16:P:25:ARG:HG3	1.66	0.41
1:A:235:C:O2'	1:A:236:G:H5'	2.19	0.41
1:A:259:G:C2	1:A:260:G:C4	3.08	0.41
1:A:275:G:H5''	1:A:275:G:H8	1.86	0.41
1:A:1048:G:H2'	1:A:1050:G:C8	2.55	0.41
1:A:1211:U:H6	1:A:1211:U:C3'	2.33	0.41
1:A:1250:A:H4'	9:I:68:GLY:N	2.35	0.41
1:A:1300:G:C4	1:A:1334:G:C6	3.09	0.41
1:A:1399:C:C2	1:A:1502:A:N6	2.89	0.41
1:A:1415:G:C8	1:A:1415:G:C3'	3.03	0.41

Continued on next page...

Continued from previous page...

Atom-1	Atom-2	Interatomic distance (Å)	Clash overlap (Å)
5:E:13:ILE:O	5:E:13:ILE:HD13	2.19	0.41
5:E:17:ALA:CA	5:E:26:PHE:HB3	2.49	0.41
5:E:78:HIS:HA	8:H:105:ARG:CG	2.51	0.41
5:E:79:GLU:HB3	5:E:93:PRO:HD2	2.01	0.41
5:E:89:ILE:HD11	5:E:91:LEU:HD21	2.01	0.41
8:H:112:LEU:HD23	8:H:112:LEU:H	1.86	0.41
10:J:4:ILE:HD12	10:J:74:ILE:HD12	2.01	0.41
10:J:80:LYS:HA	10:J:83:GLU:HB2	2.02	0.41
12:L:69:TYR:HB3	12:L:99:HIS:ND1	2.35	0.41
12:L:102:ARG:HE	12:L:102:ARG:HB3	1.69	0.41
16:P:38:TYR:O	16:P:49:LEU:HA	2.21	0.41
20:T:20:LEU:HD23	20:T:20:LEU:HA	1.40	0.41
20:T:74:LYS:HB2	20:T:76:ALA:N	2.29	0.41
1:A:42:G:H2'	1:A:43:C:O4'	2.20	0.41
1:A:166:G:O2'	1:A:167:G:H5'	2.20	0.41
1:A:455:C:O5'	1:A:455:C:H6	2.03	0.41
1:A:550:G:C5	1:A:551:U:C5	3.09	0.41
1:A:1061:G:C5	1:A:1062:U:C5	3.09	0.41
1:A:1514:C:H5'	25:A:2510:HOH:O	2.21	0.41
2:B:97:TRP:CZ3	2:B:176:GLU:OE2	2.73	0.41
4:D:60:GLU:CA	4:D:60:GLU:OE1	2.68	0.41
4:D:168:ARG:CZ	4:D:168:ARG:HB3	2.50	0.41
5:E:148:VAL:HG12	5:E:152:ARG:HE	1.85	0.41
6:F:26:ILE:O	6:F:30:LEU:HD23	2.19	0.41
12:L:6:THR:HG23	12:L:9:GLN:OE1	2.20	0.41
15:O:43:LEU:HD23	15:O:43:LEU:HA	1.69	0.41
15:O:70:LEU:HD22	15:O:70:LEU:HA	1.82	0.41
16:P:67:THR:O	16:P:70:ALA:HB3	2.21	0.41
17:Q:3:LYS:HD3	17:Q:61:GLU:O	2.21	0.41
17:Q:12:SER:HB2	17:Q:20:THR:HB	2.02	0.41
17:Q:59:ILE:HG23	17:Q:71:PHE:HD1	1.84	0.41
18:R:35:ARG:HH11	18:R:35:ARG:HD2	1.62	0.41
19:S:72:GLY:HA2	19:S:75:ALA:HB3	2.03	0.41
1:A:444:C:C2'	1:A:445:G:H5'	2.50	0.41
1:A:630:G:H2'	1:A:631:G:O4'	2.21	0.41
1:A:689:C:OP2	11:K:46:GLY:HA3	2.20	0.41
1:A:986:A:N6	1:A:987:G:C6	2.89	0.41
1:A:1134:G:H2'	1:A:1135:U:H5'	2.03	0.41
1:A:1309:G:O2'	13:M:74:VAL:HG13	2.21	0.41
1:A:1332:A:C2	1:A:1333:A:C4	3.09	0.41
1:A:1415:G:H1'	1:A:1486:G:C2	2.51	0.41

Continued on next page...

Continued from previous page...

Atom-1	Atom-2	Interatomic distance (Å)	Clash overlap (Å)
1:A:1516:G:H2'	1:A:1518:MA6:OP2	2.20	0.41
5:E:17:ALA:CB	5:E:26:PHE:HD2	2.33	0.41
5:E:79:GLU:CG	8:H:105:ARG:HG2	2.48	0.41
7:G:53:LYS:HA	7:G:53:LYS:HE3	2.03	0.41
9:I:10:ARG:O	9:I:11:LYS:C	2.58	0.41
17:Q:83:ASP:OD2	17:Q:84:LEU:HG	2.21	0.41
17:Q:88:TYR:CD2	17:Q:88:TYR:C	2.93	0.41
20:T:55:ILE:HD13	20:T:55:ILE:HA	1.66	0.41
21:U:5:ASP:O	21:U:8:THR:HG23	2.20	0.41
1:A:44:G:C2	1:A:399:G:C5	3.09	0.41
1:A:345:C:OP2	1:A:345:C:H6	2.03	0.41
1:A:699:C:C2'	1:A:700:G:H5'	2.51	0.41
1:A:1073:U:OP2	5:E:57:LYS:HE3	2.20	0.41
1:A:1074:G:O3'	2:B:103:THR:HG21	2.21	0.41
1:A:1120:G:H2'	1:A:1121:U:H6	1.86	0.41
1:A:1181:G:H1'	1:A:1182:G:C5	2.56	0.41
1:A:1256:A:N1	1:A:1277:C:C5	2.88	0.41
1:A:1281:U:O2	1:A:1281:U:O4'	2.39	0.41
2:B:132:LYS:HZ2	2:B:136:VAL:HG23	1.85	0.41
3:C:29:TYR:CZ	14:N:54:PRO:HD2	2.56	0.41
5:E:105:VAL:O	5:E:108:ALA:N	2.54	0.41
7:G:57:GLU:O	7:G:58:PRO:C	2.59	0.41
7:G:58:PRO:O	7:G:61:VAL:HB	2.21	0.41
8:H:28:ALA:HA	8:H:59:LEU:HG	2.03	0.41
8:H:61:VAL:H	8:H:61:VAL:HG23	1.61	0.41
12:L:86:ARG:HH22	12:L:99:HIS:CD2	2.38	0.41
18:R:64:ARG:O	18:R:68:LYS:HD3	2.19	0.41
20:T:50:GLU:O	20:T:100:ILE:HD11	2.21	0.41
1:A:134:A:H2'	1:A:135:C:O4'	2.20	0.41
1:A:421:U:H5'	1:A:422:C:C5	2.56	0.41
1:A:452:A:O2'	1:A:453:A:H8	2.03	0.41
1:A:519:C:N4	1:A:533:A:N6	2.68	0.41
1:A:581:G:O2'	1:A:582:U:H5'	2.21	0.41
1:A:642:A:C4	8:H:114:THR:O	2.73	0.41
1:A:651:C:O2'	1:A:652:U:H5'	2.20	0.41
1:A:664:G:P	18:R:64:ARG:HH11	2.43	0.41
1:A:681:C:C2	1:A:710:G:C2	3.09	0.41
1:A:771:G:C2'	1:A:772:U:H5'	2.51	0.41
1:A:828:A:OP1	1:A:828:A:H4'	2.19	0.41
1:A:1007:C:H2'	1:A:1008:C:C6	2.54	0.41
1:A:1378:C:H3'	1:A:1379:G:C5'	2.51	0.41

Continued on next page...

Continued from previous page...

Atom-1	Atom-2	Interatomic distance (Å)	Clash overlap (Å)
1:A:1424:C:O2'	1:A:1425:U:H5'	2.20	0.41
1:A:1508:G:O2'	1:A:1509:C:H5'	2.21	0.41
22:A:1601:SRV:H12	22:A:1601:SRV:N31	2.35	0.41
3:C:119:ARG:O	3:C:119:ARG:HG3	2.21	0.41
3:C:202:ILE:HG22	3:C:204:LEU:HD23	2.03	0.41
4:D:8:VAL:HG21	4:D:115:ARG:NH1	2.36	0.41
4:D:17:VAL:HG22	4:D:18:LYS:H	1.86	0.41
4:D:78:LEU:HB3	4:D:93:PHE:HE2	1.85	0.41
5:E:101:ILE:O	5:E:120:THR:HB	2.20	0.41
6:F:10:LEU:CD1	6:F:59:TYR:HB3	2.50	0.41
6:F:78:GLU:O	6:F:81:ILE:HG13	2.21	0.41
6:F:82:ARG:HE	6:F:82:ARG:HA	1.85	0.41
7:G:127:ALA:HB1	7:G:135:VAL:HG22	2.02	0.41
8:H:21:LYS:O	8:H:63:LEU:CD2	2.69	0.41
9:I:83:ARG:O	9:I:86:VAL:HG12	2.21	0.41
9:I:112:LYS:CG	9:I:118:LYS:HA	2.51	0.41
12:L:49:ASN:ND2	12:L:92:ASP:OD2	2.54	0.41
14:N:6:LEU:HD13	14:N:6:LEU:HA	1.50	0.41
15:O:36:ILE:HG22	15:O:37:ASN:OD1	2.20	0.41
16:P:19:ILE:C	16:P:20:VAL:HG23	2.42	0.41
17:Q:78:GLU:HG3	17:Q:79:SER:N	2.36	0.41
1:A:277:C:C5'	17:Q:68:ARG:HH21	2.27	0.41
1:A:796:C:H5''	1:A:797:C:OP2	2.20	0.41
1:A:1121:U:H2'	1:A:1122:U:H6	1.83	0.41
1:A:1312:G:O6	19:S:3:ARG:HB3	2.21	0.41
1:A:1402:4OC:CM2	1:A:1403:C:H5'	2.43	0.41
1:A:1404:5MC:H1'	1:A:1499:A:C2	2.56	0.41
1:A:1410:G:H2'	1:A:1411:C:C6	2.55	0.41
2:B:47:THR:OG1	2:B:202:PRO:HG2	2.21	0.41
2:B:95:GLN:HG3	2:B:147:LYS:HE2	2.03	0.41
3:C:97:LYS:HB3	3:C:97:LYS:HE3	1.82	0.41
3:C:124:ILE:HD13	3:C:124:ILE:HG21	1.93	0.41
4:D:20:TYR:HD1	25:D:414:HOH:O	2.04	0.41
5:E:43:LEU:HD11	5:E:132:ALA:HB1	2.03	0.41
6:F:79:LEU:HB2	6:F:88:VAL:HG21	2.02	0.41
9:I:79:LEU:HD22	9:I:83:ARG:CD	2.51	0.41
10:J:26:ALA:CA	10:J:84:GLN:HG2	2.50	0.41
12:L:86:ARG:HG2	12:L:87:GLY:O	2.21	0.41
13:M:37:THR:CB	13:M:39:ILE:HD11	2.50	0.41
17:Q:95:TYR:HD1	17:Q:95:TYR:HA	1.36	0.41
19:S:3:ARG:O	19:S:4:SER:HB3	2.21	0.41

Continued on next page...

Continued from previous page...

Atom-1	Atom-2	Interatomic distance (Å)	Clash overlap (Å)
20:T:10:LEU:CD1	20:T:13:LEU:N	2.82	0.41
20:T:97:ALA:O	20:T:99:LEU:N	2.54	0.41
1:A:64:G:N2	1:A:67:C:C4	2.90	0.40
1:A:404:U:O2'	1:A:405:U:H5'	2.21	0.40
1:A:490:G:H8	1:A:490:G:O5'	2.04	0.40
1:A:593:G:O2'	1:A:594:G:H5'	2.21	0.40
1:A:658:G:C5	1:A:659:U:C5	3.09	0.40
1:A:1025:U:O2'	1:A:1026:G:N7	2.35	0.40
1:A:1408:A:C4	1:A:1494:G:N2	2.89	0.40
3:C:35:GLU:O	3:C:38:ARG:N	2.54	0.40
3:C:152:ILE:HA	3:C:166:GLU:O	2.21	0.40
5:E:129:ILE:O	5:E:132:ALA:HB3	2.20	0.40
7:G:21:VAL:H	7:G:21:VAL:HG22	1.67	0.40
9:I:108:VAL:HG12	9:I:109:VAL:H	1.86	0.40
11:K:79:SER:HB2	11:K:106:LYS:HD3	2.03	0.40
13:M:23:TYR:CB	13:M:67:GLU:HA	2.51	0.40
15:O:45:VAL:HG12	15:O:46:HIS:N	2.36	0.40
17:Q:27:PHE:CE1	17:Q:36:ILE:HD11	2.56	0.40
18:R:43:PHE:O	18:R:51:LEU:HD12	2.21	0.40
1:A:254:G:O4'	17:Q:15:MET:HE3	2.21	0.40
1:A:682:G:C6	1:A:683:G:N7	2.89	0.40
1:A:839:U:H5''	1:A:840:C:H5	1.86	0.40
1:A:1125:U:H2'	1:A:1126:U:OP2	2.21	0.40
1:A:1164:G:C2	1:A:1173:G:C2	3.10	0.40
1:A:1375:A:H4'	7:G:29:LYS:HE2	2.03	0.40
1:A:1427:U:H2'	1:A:1428:A:H8	1.77	0.40
1:A:1432:G:O5'	1:A:1432:G:H8	2.04	0.40
1:A:1443:G:C4'	1:A:1446:A:H5'	2.48	0.40
2:B:18:GLY:HA3	2:B:42:ILE:HG12	2.03	0.40
2:B:54:THR:HG21	2:B:201:ILE:HD11	2.03	0.40
2:B:235:SER:O	2:B:238:LEU:HG	2.20	0.40
4:D:9:CYS:O	4:D:12:CYS:HB2	2.22	0.40
7:G:145:ALA:C	7:G:147:ALA:H	2.25	0.40
14:N:8:GLU:HA	14:N:11:LYS:HG2	2.03	0.40
14:N:18:VAL:O	14:N:20:ALA:N	2.54	0.40
14:N:47:LEU:O	14:N:48:ALA:C	2.59	0.40
15:O:36:ILE:HA	15:O:59:MET:CE	2.51	0.40
19:S:63:THR:O	19:S:66:MET:HB2	2.21	0.40
1:A:189:G:H2'	1:A:190:C:O4'	2.21	0.40
1:A:570:G:H1'	1:A:820:U:C4	2.57	0.40
1:A:613:C:P	4:D:84:LYS:HE2	2.62	0.40

Continued on next page...

Continued from previous page...

Atom-1	Atom-2	Interatomic distance (Å)	Clash overlap (Å)
1:A:763:G:N3	1:A:764:C:C6	2.90	0.40
1:A:767:A:H8	1:A:767:A:O5'	2.05	0.40
1:A:791:G:C2'	1:A:792:A:H5'	2.52	0.40
1:A:800:G:H2'	1:A:801:U:C5	2.56	0.40
1:A:997:U:O2	1:A:1044:A:H2	2.04	0.40
1:A:1420:C:H6	1:A:1420:C:O5'	2.05	0.40
4:D:56:VAL:HG23	4:D:56:VAL:H	1.61	0.40
5:E:55:VAL:HG12	5:E:56:GLN:N	2.36	0.40
5:E:128:PRO:HG2	5:E:129:ILE:H	1.87	0.40
7:G:84:ASN:O	7:G:85:TYR:HD2	2.03	0.40
8:H:104:ARG:HD2	8:H:138:TRP:CE3	2.57	0.40
12:L:11:VAL:CG2	17:Q:29:HIS:CD2	3.04	0.40
17:Q:97:SER:O	17:Q:98:LEU:HB2	2.21	0.40
1:A:19:C:H5''	5:E:86:ALA:HB2	2.03	0.40
1:A:77:G:O2'	1:A:78:G:H5'	2.21	0.40
1:A:101:A:C2	1:A:102:G:C8	3.10	0.40
1:A:226:G:C2	1:A:227:G:C8	3.10	0.40
1:A:577:G:H1'	1:A:816:A:C4	2.56	0.40
1:A:937:A:H5''	1:A:938:A:OP2	2.21	0.40
3:C:84:ILE:O	3:C:87:LEU:HB2	2.22	0.40
3:C:166:GLU:HG3	3:C:167:TRP:H	1.86	0.40
5:E:32:VAL:HG12	5:E:33:VAL:N	2.36	0.40
8:H:104:ARG:O	8:H:105:ARG:HB2	2.22	0.40
9:I:108:VAL:HG12	9:I:109:VAL:CG2	2.52	0.40
10:J:15:THR:H	10:J:15:THR:HG23	1.55	0.40
12:L:41:ARG:CG	12:L:42:THR:N	2.83	0.40
17:Q:76:LEU:HD23	17:Q:77:VAL:C	2.41	0.40
19:S:63:THR:H	19:S:66:MET:CG	2.34	0.40
20:T:74:LYS:HA	20:T:74:LYS:HE2	2.02	0.40
1:A:236:G:H1'	17:Q:4:LYS:HZ3	1.86	0.40
1:A:392:G:N3	1:A:393:A:C8	2.89	0.40
1:A:457:C:C2	1:A:476:G:C2	3.09	0.40
1:A:654:G:C2'	1:A:655:A:H5'	2.51	0.40
1:A:740:U:O2'	1:A:741:G:H5'	2.21	0.40
1:A:1022:G:C2	1:A:1023:G:C8	3.08	0.40
1:A:1298:C:N4	7:G:114:ARG:HD2	2.36	0.40
1:A:1453:G:O3'	20:T:39:LYS:NZ	2.52	0.40
1:A:1523:G:P	11:K:123:LYS:HZ3	2.45	0.40
2:B:31:TYR:HE2	2:B:50:GLU:HG3	1.86	0.40
2:B:52:GLU:HG2	2:B:56:ARG:NH2	2.37	0.40
2:B:169:LYS:HE2	2:B:169:LYS:HB2	1.73	0.40

Continued on next page...

Continued from previous page...

Atom-1	Atom-2	Interatomic distance (Å)	Clash overlap (Å)
2:B:211:ILE:O	2:B:215:LEU:HB2	2.21	0.40
5:E:151:LEU:HA	5:E:151:LEU:HD23	1.52	0.40
6:F:11:ASN:O	6:F:13:ASN:N	2.55	0.40
6:F:100:ASN:CG	18:R:23:LYS:HG3	2.42	0.40
7:G:70:LYS:HA	7:G:71:PRO:HD3	1.60	0.40
9:I:46:ALA:HB1	9:I:77:ILE:CG2	2.51	0.40
9:I:89:ASN:O	9:I:92:TYR:HB2	2.21	0.40
10:J:14:LYS:O	10:J:17:ASP:HB2	2.22	0.40
10:J:48:THR:HG1	10:J:62:HIS:CE1	2.40	0.40
11:K:58:PRO:HA	11:K:90:GLY:HA3	2.03	0.40
15:O:10:LYS:HE3	15:O:10:LYS:HB2	1.80	0.40
19:S:6:LYS:HB2	19:S:7:LYS:H	1.48	0.40
20:T:49:ALA:HB1	20:T:53:LEU:HD13	2.03	0.40

All (1) symmetry-related close contacts are listed below. The label for Atom-2 includes the symmetry operator and encoded unit-cell translations to be applied.

Atom-1	Atom-2	Interatomic distance (Å)	Clash overlap (Å)
1:A:1443:G:N2	25:A:2379:HOH:O[4_554]	2.19	0.01

5.3 Torsion angles [i](#)

5.3.1 Protein backbone [i](#)

In the following table, the Percentiles column shows the percent Ramachandran outliers of the chain as a percentile score with respect to all X-ray entries followed by that with respect to entries of similar resolution.

The Analysed column shows the number of residues for which the backbone conformation was analysed, and the total number of residues.

Mol	Chain	Analysed	Favoured	Allowed	Outliers	Percentiles	
2	B	232/256 (91%)	197 (85%)	31 (13%)	4 (2%)	9	43
3	C	204/239 (85%)	166 (81%)	37 (18%)	1 (0%)	29	65
4	D	206/209 (99%)	184 (89%)	22 (11%)	0	100	100
5	E	148/162 (91%)	134 (90%)	12 (8%)	2 (1%)	11	46
6	F	99/101 (98%)	90 (91%)	8 (8%)	1 (1%)	15	51
7	G	153/156 (98%)	142 (93%)	11 (7%)	0	100	100

Continued on next page...

Continued from previous page...

Mol	Chain	Analysed	Favoured	Allowed	Outliers	Percentiles	
8	H	136/138 (99%)	125 (92%)	10 (7%)	1 (1%)	22	59
9	I	125/128 (98%)	111 (89%)	13 (10%)	1 (1%)	19	56
10	J	96/105 (91%)	74 (77%)	17 (18%)	5 (5%)	2	22
11	K	114/129 (88%)	97 (85%)	17 (15%)	0	100	100
12	L	122/135 (90%)	104 (85%)	15 (12%)	3 (2%)	5	36
13	M	116/126 (92%)	96 (83%)	17 (15%)	3 (3%)	5	36
14	N	58/61 (95%)	43 (74%)	14 (24%)	1 (2%)	9	43
15	O	85/89 (96%)	73 (86%)	12 (14%)	0	100	100
16	P	81/88 (92%)	70 (86%)	11 (14%)	0	100	100
17	Q	97/105 (92%)	86 (89%)	11 (11%)	0	100	100
18	R	68/88 (77%)	57 (84%)	7 (10%)	4 (6%)	1	20
19	S	78/93 (84%)	67 (86%)	10 (13%)	1 (1%)	12	48
20	T	97/106 (92%)	80 (82%)	13 (13%)	4 (4%)	3	26
21	U	22/27 (82%)	21 (96%)	1 (4%)	0	100	100
All	All	2337/2541 (92%)	2017 (86%)	289 (12%)	31 (1%)	12	48

All (31) Ramachandran outliers are listed below:

Mol	Chain	Res	Type
2	B	9	GLU
2	B	21	ARG
3	C	15	THR
12	L	28	LYS
19	S	31	ILE
2	B	11	LEU
10	J	35	SER
5	E	65	ASN
12	L	25	PRO
14	N	8	GLU
18	R	49	LYS
20	T	13	LEU
20	T	50	GLU
12	L	27	LEU
18	R	60	ALA
20	T	98	PRO
6	F	96	PRO
9	I	119	ALA

Continued on next page...

Continued from previous page...

Mol	Chain	Res	Type
10	J	34	VAL
10	J	83	GLU
13	M	7	VAL
18	R	41	LYS
18	R	45	SER
20	T	73	HIS
5	E	118	ILE
13	M	28	ALA
10	J	49	VAL
10	J	72	VAL
2	B	229	VAL
8	H	74	PRO
13	M	60	VAL

5.3.2 Protein sidechains [i](#)

In the following table, the Percentiles column shows the percent sidechain outliers of the chain as a percentile score with respect to all X-ray entries followed by that with respect to entries of similar resolution.

The Analysed column shows the number of residues for which the sidechain conformation was analysed, and the total number of residues.

Mol	Chain	Analysed	Rotameric	Outliers	Percentiles	
2	B	202/220 (92%)	150 (74%)	52 (26%)	0	4
3	C	160/188 (85%)	103 (64%)	57 (36%)	0	0
4	D	180/181 (99%)	128 (71%)	52 (29%)	0	2
5	E	115/123 (94%)	83 (72%)	32 (28%)	0	2
6	F	90/90 (100%)	63 (70%)	27 (30%)	0	2
7	G	126/127 (99%)	81 (64%)	45 (36%)	0	0
8	H	119/119 (100%)	82 (69%)	37 (31%)	0	2
9	I	98/99 (99%)	65 (66%)	33 (34%)	0	1
10	J	87/92 (95%)	63 (72%)	24 (28%)	0	3
11	K	88/99 (89%)	56 (64%)	32 (36%)	0	0
12	L	104/111 (94%)	78 (75%)	26 (25%)	0	4
13	M	94/101 (93%)	65 (69%)	29 (31%)	0	2
14	N	49/50 (98%)	37 (76%)	12 (24%)	0	5
15	O	79/80 (99%)	51 (65%)	28 (35%)	0	0

Continued on next page...

Continued from previous page...

Mol	Chain	Analysed	Rotameric	Outliers	Percentiles	
16	P	72/74 (97%)	53 (74%)	19 (26%)	0	3
17	Q	94/97 (97%)	69 (73%)	25 (27%)	0	3
18	R	61/77 (79%)	43 (70%)	18 (30%)	0	2
19	S	71/80 (89%)	49 (69%)	22 (31%)	0	2
20	T	76/82 (93%)	50 (66%)	26 (34%)	0	1
21	U	19/22 (86%)	14 (74%)	5 (26%)	0	3
All	All	1984/2112 (94%)	1383 (70%)	601 (30%)	0	2

All (601) residues with a non-rotameric sidechain are listed below:

Mol	Chain	Res	Type
2	B	7	VAL
2	B	9	GLU
2	B	11	LEU
2	B	12	GLU
2	B	21	ARG
2	B	24	TRP
2	B	30	ARG
2	B	31	TYR
2	B	44	LEU
2	B	48	MET
2	B	51	LEU
2	B	53	ARG
2	B	64	ARG
2	B	67	THR
2	B	69	LEU
2	B	73	THR
2	B	74	LYS
2	B	75	LYS
2	B	86	GLU
2	B	87	ARG
2	B	92	TYR
2	B	95	GLN
2	B	106	LYS
2	B	110	GLN
2	B	112	VAL
2	B	122	PHE
2	B	127	ILE
2	B	133	LYS
2	B	135	GLN

Continued on next page...

Continued from previous page...

Mol	Chain	Res	Type
2	B	140	HIS
2	B	142	LEU
2	B	144	ARG
2	B	145	LEU
2	B	153	ARG
2	B	162	ILE
2	B	163	PHE
2	B	165	VAL
2	B	169	LYS
2	B	170	GLU
2	B	172	ILE
2	B	175	ARG
2	B	178	ARG
2	B	184	VAL
2	B	187	LEU
2	B	196	LEU
2	B	208	ILE
2	B	211	ILE
2	B	217	ARG
2	B	221	LEU
2	B	223	ILE
2	B	226	ARG
2	B	233	SER
3	C	3	ASN
3	C	4	LYS
3	C	5	ILE
3	C	7	PRO
3	C	11	ARG
3	C	12	LEU
3	C	14	ILE
3	C	15	THR
3	C	16	ARG
3	C	26	LYS
3	C	29	TYR
3	C	32	LEU
3	C	34	LEU
3	C	36	ASP
3	C	45	LYS
3	C	47	LEU
3	C	48	TYR
3	C	55	VAL
3	C	59	ARG

Continued on next page...

Continued from previous page...

Mol	Chain	Res	Type
3	C	62	ASP
3	C	69	HIS
3	C	77	ILE
3	C	79	ARG
3	C	82	GLU
3	C	83	ARG
3	C	85	ARG
3	C	87	LEU
3	C	88	ARG
3	C	89	GLU
3	C	94	LEU
3	C	95	THR
3	C	99	VAL
3	C	101	LEU
3	C	103	VAL
3	C	119	ARG
3	C	120	VAL
3	C	138	VAL
3	C	142	MET
3	C	144	SER
3	C	147	LYS
3	C	151	VAL
3	C	153	VAL
3	C	157	ILE
3	C	162	GLN
3	C	164	ARG
3	C	165	THR
3	C	167	TRP
3	C	170	GLN
3	C	175	LEU
3	C	177	THR
3	C	188	LEU
3	C	191	THR
3	C	192	THR
3	C	193	TYR
3	C	195	VAL
3	C	196	LEU
3	C	204	LEU
4	D	3	ARG
4	D	8	VAL
4	D	9	CYS
4	D	10	ARG

Continued on next page...

Continued from previous page...

Mol	Chain	Res	Type
4	D	13	ARG
4	D	19	LEU
4	D	21	LEU
4	D	25	ARG
4	D	26	CYS
4	D	38	TYR
4	D	47	ARG
4	D	49	ARG
4	D	58	LEU
4	D	59	ARG
4	D	64	LEU
4	D	66	ARG
4	D	76	ARG
4	D	78	LEU
4	D	81	GLU
4	D	85	LYS
4	D	97	LEU
4	D	99	SER
4	D	100	ARG
4	D	103	ASN
4	D	114	ARG
4	D	120	LEU
4	D	122	ARG
4	D	132	ARG
4	D	135	LEU
4	D	137	SER
4	D	142	PRO
4	D	146	ILE
4	D	150	GLU
4	D	152	SER
4	D	155	LEU
4	D	158	ILE
4	D	160	GLN
4	D	162	LEU
4	D	163	GLU
4	D	165	MET
4	D	168	ARG
4	D	176	LEU
4	D	184	LYS
4	D	187	ARG
4	D	188	LEU
4	D	191	ARG

Continued on next page...

Continued from previous page...

Mol	Chain	Res	Type
4	D	192	GLU
4	D	194	LEU
4	D	201	GLN
4	D	202	LEU
4	D	208	SER
4	D	209	ARG
5	E	6	PHE
5	E	7	GLU
5	E	10	MET
5	E	11	ILE
5	E	12	LEU
5	E	13	ILE
5	E	15	ARG
5	E	18	ARG
5	E	19	MET
5	E	24	ARG
5	E	25	ARG
5	E	26	PHE
5	E	27	ARG
5	E	41	VAL
5	E	43	LEU
5	E	47	LYS
5	E	55	VAL
5	E	56	GLN
5	E	60	TYR
5	E	63	ARG
5	E	65	ASN
5	E	68	GLU
5	E	70	PRO
5	E	76	ILE
5	E	78	HIS
5	E	79	GLU
5	E	87	SER
5	E	89	ILE
5	E	100	VAL
5	E	105	VAL
5	E	125	SER
5	E	148	VAL
6	F	1	MET
6	F	10	LEU
6	F	16	GLN
6	F	17	SER

Continued on next page...

Continued from previous page...

Mol	Chain	Res	Type
6	F	18	GLN
6	F	19	LEU
6	F	21	LEU
6	F	24	GLU
6	F	30	LEU
6	F	36	ARG
6	F	39	LYS
6	F	40	VAL
6	F	45	LEU
6	F	46	ARG
6	F	47	ARG
6	F	48	LEU
6	F	55	ASP
6	F	60	PHE
6	F	61	LEU
6	F	67	MET
6	F	71	ARG
6	F	75	LEU
6	F	82	ARG
6	F	91	VAL
6	F	92	LYS
6	F	93	SER
6	F	98	LEU
7	G	5	ARG
7	G	6	ARG
7	G	8	GLU
7	G	12	LEU
7	G	16	LEU
7	G	17	VAL
7	G	21	VAL
7	G	24	THR
7	G	33	ASP
7	G	38	LEU
7	G	41	ARG
7	G	45	ASP
7	G	49	ILE
7	G	52	GLU
7	G	53	LYS
7	G	54	THR
7	G	56	GLN
7	G	59	LEU
7	G	72	ARG

Continued on next page...

Continued from previous page...

Mol	Chain	Res	Type
7	G	75	VAL
7	G	77	SER
7	G	79	ARG
7	G	80	VAL
7	G	90	GLU
7	G	92	SER
7	G	94	ARG
7	G	98	SER
7	G	103	TRP
7	G	104	LEU
7	G	106	GLN
7	G	114	ARG
7	G	120	ILE
7	G	122	HIS
7	G	124	LEU
7	G	125	MET
7	G	126	ASP
7	G	131	LYS
7	G	135	VAL
7	G	136	LYS
7	G	138	LYS
7	G	139	GLU
7	G	142	GLU
7	G	143	ARG
7	G	153	HIS
7	G	155	ARG
8	H	1	MET
8	H	6	ILE
8	H	8	ASP
8	H	9	MET
8	H	12	ARG
8	H	14	ARG
8	H	18	ARG
8	H	19	VAL
8	H	23	SER
8	H	25	ASP
8	H	26	VAL
8	H	29	SER
8	H	35	ILE
8	H	37	ARG
8	H	39	LEU
8	H	52	ASP

Continued on next page...

Continued from previous page...

Mol	Chain	Res	Type
8	H	53	VAL
8	H	60	ARG
8	H	63	LEU
8	H	65	TYR
8	H	68	ARG
8	H	74	PRO
8	H	79	VAL
8	H	82	HIS
8	H	83	ILE
8	H	84	ARG
8	H	88	LYS
8	H	91	ARG
8	H	92	ARG
8	H	94	TYR
8	H	104	ARG
8	H	112	LEU
8	H	116	LYS
8	H	121	ASP
8	H	122	ARG
8	H	127	LEU
8	H	133	LEU
9	I	3	GLN
9	I	12	GLU
9	I	14	VAL
9	I	19	LEU
9	I	29	ASN
9	I	31	GLN
9	I	40	LEU
9	I	42	ARG
9	I	48	GLU
9	I	50	LEU
9	I	53	VAL
9	I	54	ASP
9	I	59	PHE
9	I	62	TYR
9	I	63	ILE
9	I	64	THR
9	I	65	VAL
9	I	71	SER
9	I	79	LEU
9	I	90	PRO
9	I	93	ARG

Continued on next page...

Continued from previous page...

Mol	Chain	Res	Type
9	I	97	LYS
9	I	104	ARG
9	I	107	ARG
9	I	108	VAL
9	I	109	VAL
9	I	112	LYS
9	I	113	LYS
9	I	114	TYR
9	I	117	HIS
9	I	118	LYS
9	I	121	ARG
9	I	127	LYS
10	J	5	ARG
10	J	6	ILE
10	J	7	LYS
10	J	19	SER
10	J	33	GLN
10	J	38	ILE
10	J	44	VAL
10	J	45	ARG
10	J	46	ARG
10	J	49	VAL
10	J	61	GLU
10	J	65	LEU
10	J	66	ARG
10	J	67	THR
10	J	70	ARG
10	J	71	LEU
10	J	74	ILE
10	J	76	ASN
10	J	79	ARG
10	J	81	THR
10	J	85	LEU
10	J	87	THR
10	J	88	LEU
10	J	96	ILE
11	K	11	LYS
11	K	12	ARG
11	K	13	GLN
11	K	16	SER
11	K	18	ARG
11	K	29	ILE

Continued on next page...

Continued from previous page...

Mol	Chain	Res	Type
11	K	33	THR
11	K	36	ASP
11	K	40	ILE
11	K	48	ILE
11	K	53	SER
11	K	75	TYR
11	K	78	GLN
11	K	80	VAL
11	K	81	ASP
11	K	83	ILE
11	K	87	THR
11	K	91	ARG
11	K	92	GLU
11	K	93	GLN
11	K	96	ARG
11	K	98	LEU
11	K	101	SER
11	K	104	GLN
11	K	105	VAL
11	K	113	PRO
11	K	115	PRO
11	K	119	CYS
11	K	120	ARG
11	K	121	PRO
11	K	122	LYS
11	K	126	ARG
12	L	11	VAL
12	L	13	LYS
12	L	17	LYS
12	L	18	VAL
12	L	19	ARG
12	L	20	LYS
12	L	21	LYS
12	L	24	VAL
12	L	33	ARG
12	L	38	THR
12	L	41	ARG
12	L	43	VAL
12	L	44	THR
12	L	60	LEU
12	L	61	THR
12	L	76	ASN

Continued on next page...

Continued from previous page...

Mol	Chain	Res	Type
12	L	82	VAL
12	L	85	ILE
12	L	89	ARG
12	L	93	LEU
12	L	96	VAL
12	L	101	VAL
12	L	111	LYS
12	L	114	LYS
12	L	118	SER
12	L	122	THR
13	M	4	ILE
13	M	7	VAL
13	M	9	ILE
13	M	12	ASN
13	M	31	LYS
13	M	32	GLU
13	M	34	LEU
13	M	39	ILE
13	M	44	ARG
13	M	45	VAL
13	M	46	LYS
13	M	48	LEU
13	M	56	LEU
13	M	57	ARG
13	M	63	THR
13	M	66	LEU
13	M	79	LYS
13	M	80	ARG
13	M	83	ASP
13	M	84	ILE
13	M	93	ARG
13	M	94	ARG
13	M	96	LEU
13	M	99	ARG
13	M	106	ASN
13	M	109	THR
13	M	110	ARG
13	M	111	LYS
13	M	117	VAL
14	N	3	ARG
14	N	6	LEU
14	N	9	LYS

Continued on next page...

Continued from previous page...

Mol	Chain	Res	Type
14	N	19	ARG
14	N	22	THR
14	N	23	ARG
14	N	24	CYS
14	N	26	ARG
14	N	35	ARG
14	N	41	ARG
14	N	42	ILE
14	N	45	ARG
15	O	3	ILE
15	O	4	THR
15	O	5	LYS
15	O	6	GLU
15	O	9	GLN
15	O	10	LYS
15	O	13	GLN
15	O	22	THR
15	O	28	GLN
15	O	29	VAL
15	O	36	ILE
15	O	39	LEU
15	O	40	SER
15	O	41	GLU
15	O	47	LYS
15	O	53	HIS
15	O	57	LEU
15	O	63	ARG
15	O	65	ARG
15	O	67	LEU
15	O	70	LEU
15	O	71	GLN
15	O	72	ARG
15	O	75	PRO
15	O	81	LEU
15	O	82	ILE
15	O	83	GLU
15	O	84	LYS
16	P	1	MET
16	P	3	LYS
16	P	8	ARG
16	P	11	SER
16	P	18	ARG

Continued on next page...

Continued from previous page...

Mol	Chain	Res	Type
16	P	27	LYS
16	P	31	LYS
16	P	34	GLU
16	P	42	ARG
16	P	44	THR
16	P	54	GLU
16	P	55	ARG
16	P	61	SER
16	P	62	VAL
16	P	67	THR
16	P	71	ARG
16	P	75	ARG
16	P	76	GLN
16	P	81	ARG
17	Q	4	LYS
17	Q	6	LEU
17	Q	13	ASP
17	Q	15	MET
17	Q	22	LEU
17	Q	25	ARG
17	Q	29	HIS
17	Q	35	VAL
17	Q	36	ILE
17	Q	38	ARG
17	Q	43	LEU
17	Q	48	GLU
17	Q	50	LYS
17	Q	53	LEU
17	Q	59	ILE
17	Q	60	ILE
17	Q	63	ARG
17	Q	67	LYS
17	Q	68	ARG
17	Q	75	ARG
17	Q	77	VAL
17	Q	86	GLU
17	Q	88	TYR
17	Q	92	ARG
17	Q	95	TYR
18	R	22	VAL
18	R	35	ARG
18	R	42	ARG

Continued on next page...

Continued from previous page...

Mol	Chain	Res	Type
18	R	46	GLU
18	R	50	ILE
18	R	51	LEU
18	R	53	ARG
18	R	54	ARG
18	R	59	SER
18	R	64	ARG
18	R	69	THR
18	R	78	LEU
18	R	82	THR
18	R	84	LYS
18	R	85	LEU
18	R	86	VAL
18	R	87	ARG
18	R	88	LYS
19	S	3	ARG
19	S	5	LEU
19	S	6	LYS
19	S	7	LYS
19	S	15	LEU
19	S	16	LEU
19	S	17	GLU
19	S	20	LEU
19	S	22	LEU
19	S	33	THR
19	S	35	SER
19	S	39	THR
19	S	41	VAL
19	S	43	GLU
19	S	44	MET
19	S	58	VAL
19	S	64	GLU
19	S	65	ASN
19	S	71	LEU
19	S	77	THR
19	S	79	THR
19	S	80	TYR
20	T	10	LEU
20	T	11	SER
20	T	19	SER
20	T	22	ARG
20	T	23	ARG

Continued on next page...

Continued from previous page...

Mol	Chain	Res	Type
20	T	24	LEU
20	T	27	LYS
20	T	29	LYS
20	T	33	ILE
20	T	34	LYS
20	T	36	LEU
20	T	41	ILE
20	T	42	GLN
20	T	46	GLU
20	T	48	LYS
20	T	50	GLU
20	T	56	MET
20	T	57	ARG
20	T	62	LEU
20	T	68	LYS
20	T	72	LEU
20	T	75	ASN
20	T	80	ARG
20	T	83	ARG
20	T	91	LEU
20	T	104	LEU
21	U	6	ARG
21	U	8	THR
21	U	10	ARG
21	U	17	THR
21	U	24	ARG

Sometimes sidechains can be flipped to improve hydrogen bonding and reduce clashes. All (10) such sidechains are listed below:

Mol	Chain	Res	Type
3	C	108	ASN
4	D	43	HIS
5	E	78	HIS
8	H	78	GLN
9	I	124	GLN
10	J	68	HIS
11	K	38	ASN
13	M	106	ASN
15	O	28	GLN
20	T	16	HIS

5.3.3 RNA 

Mol	Chain	Analysed	Backbone Outliers	Pucker Outliers
1	A	1509/1522 (99%)	443 (29%)	63 (4%)

All (443) RNA backbone outliers are listed below:

Mol	Chain	Res	Type
1	A	4	U
1	A	9	G
1	A	12	U
1	A	16	A
1	A	30	U
1	A	31	G
1	A	32	A
1	A	33	A
1	A	39	G
1	A	44	G
1	A	45	U
1	A	47	C
1	A	48	C
1	A	50	A
1	A	51	A
1	A	54	C
1	A	58	C
1	A	73	C
1	A	81	U
1	A	82	U
1	A	83	U
1	A	97	G
1	A	101	A
1	A	105	G
1	A	108	G
1	A	116	A
1	A	121	C
1	A	122	G
1	A	123	C
1	A	127	G
1	A	129(A)	G
1	A	130	A
1	A	131	C
1	A	163	C
1	A	176	C
1	A	182	U

Continued on next page...

Continued from previous page...

Mol	Chain	Res	Type
1	A	183	G
1	A	190	C
1	A	190(E)	U
1	A	190(I)	G
1	A	195	A
1	A	197	A
1	A	201	C
1	A	202	U
1	A	203	U
1	A	204	U
1	A	216	G
1	A	217	C
1	A	240	C
1	A	244	U
1	A	245	C
1	A	247	G
1	A	251	G
1	A	252	U
1	A	254	G
1	A	266	G
1	A	267	C
1	A	270	A
1	A	279	A
1	A	289	G
1	A	291	C
1	A	292	G
1	A	293	G
1	A	299	G
1	A	301	G
1	A	302	G
1	A	303	A
1	A	308	C
1	A	314	C
1	A	319	G
1	A	321	A
1	A	325	A
1	A	327	A
1	A	328	C
1	A	329	A
1	A	330	C
1	A	331	G
1	A	344	A

Continued on next page...

Continued from previous page...

Mol	Chain	Res	Type
1	A	345	C
1	A	350	G
1	A	351	G
1	A	352	C
1	A	353	A
1	A	354	G
1	A	355	C
1	A	356	A
1	A	367	U
1	A	372	C
1	A	373	A
1	A	381	C
1	A	383	A
1	A	384	G
1	A	390	C
1	A	397	A
1	A	398	C
1	A	406	G
1	A	409	G
1	A	412	A
1	A	413	G
1	A	421	U
1	A	423	G
1	A	424	G
1	A	429	U
1	A	430	A
1	A	433	C
1	A	434	U
1	A	439	A
1	A	446	G
1	A	452	A
1	A	453	A
1	A	454	C
1	A	458	C
1	A	460	A
1	A	462	G
1	A	484	G
1	A	485	G
1	A	496	A
1	A	497	A
1	A	498	U
1	A	500	G

Continued on next page...

Continued from previous page...

Mol	Chain	Res	Type
1	A	503	C
1	A	506	G
1	A	507	C
1	A	508	C
1	A	509	A
1	A	510	A
1	A	511	C
1	A	516	PSU
1	A	518	C
1	A	519	C
1	A	520	A
1	A	521	G
1	A	527	7MG
1	A	528	C
1	A	531	U
1	A	532	A
1	A	533	A
1	A	536	C
1	A	539	A
1	A	545	C
1	A	547	A
1	A	557	G
1	A	558	G
1	A	559	A
1	A	560	U
1	A	561	U
1	A	562	C
1	A	563	A
1	A	564	C
1	A	565	U
1	A	566	G
1	A	572	A
1	A	573	A
1	A	576	G
1	A	577	G
1	A	581	G
1	A	587	G
1	A	588	G
1	A	595	G
1	A	611	A
1	A	615	C
1	A	618	C

Continued on next page...

Continued from previous page...

Mol	Chain	Res	Type
1	A	642	A
1	A	645	C
1	A	653	A
1	A	658	G
1	A	662	G
1	A	664	G
1	A	665	A
1	A	666	G
1	A	682	G
1	A	684	A
1	A	686	U
1	A	687	A
1	A	688	G
1	A	695	A
1	A	700	G
1	A	701	C
1	A	702	A
1	A	705	U
1	A	715	A
1	A	716	A
1	A	717	C
1	A	720	C
1	A	721	G
1	A	722	A
1	A	723	U
1	A	724	G
1	A	731	G
1	A	733	A
1	A	742	G
1	A	744	C
1	A	749	C
1	A	753	A
1	A	755	G
1	A	759	A
1	A	760	G
1	A	764	C
1	A	765	G
1	A	775	G
1	A	777	A
1	A	779	C
1	A	781	A
1	A	787	A

Continued on next page...

Continued from previous page...

Mol	Chain	Res	Type
1	A	792	A
1	A	793	U
1	A	794	A
1	A	795	C
1	A	796	C
1	A	798	G
1	A	801	U
1	A	802	A
1	A	804	U
1	A	805	C
1	A	810	C
1	A	811	C
1	A	812	C
1	A	813	U
1	A	815	A
1	A	817	C
1	A	818	G
1	A	819	A
1	A	827	U
1	A	828	A
1	A	837	G
1	A	839	U
1	A	840	C
1	A	841	U
1	A	848	C
1	A	858	G
1	A	870	U
1	A	872	A
1	A	873	A
1	A	876	G
1	A	889	A
1	A	902	G
1	A	914	A
1	A	922	G
1	A	925	G
1	A	926	G
1	A	927	G
1	A	934	C
1	A	935	A
1	A	937	A
1	A	942	G
1	A	944	G

Continued on next page...

Continued from previous page...

Mol	Chain	Res	Type
1	A	960	U
1	A	963	G
1	A	966	M2G
1	A	969	A
1	A	971	G
1	A	972	C
1	A	973	G
1	A	974	A
1	A	975	A
1	A	976	G
1	A	977	A
1	A	980	C
1	A	992	U
1	A	993	G
1	A	994	A
1	A	1001	A
1	A	1003(A)	G
1	A	1004	A
1	A	1005	A
1	A	1011	G
1	A	1016	A
1	A	1020	U
1	A	1021	G
1	A	1024	G
1	A	1025	U
1	A	1026	G
1	A	1029	C
1	A	1031	G
1	A	1032	G
1	A	1034	G
1	A	1036	G
1	A	1037	C
1	A	1042	G
1	A	1043	C
1	A	1045	C
1	A	1046	A
1	A	1047	G
1	A	1050	G
1	A	1052	U
1	A	1055	A
1	A	1065	U
1	A	1066	C

Continued on next page...

Continued from previous page...

Mol	Chain	Res	Type
1	A	1070	U
1	A	1073	U
1	A	1077	G
1	A	1078	U
1	A	1094	G
1	A	1095	U
1	A	1096	C
1	A	1099	G
1	A	1101	A
1	A	1108	G
1	A	1109	C
1	A	1112	C
1	A	1118	C
1	A	1125	U
1	A	1126	U
1	A	1127	G
1	A	1129	C
1	A	1130	A
1	A	1131	G
1	A	1134	G
1	A	1135	U
1	A	1136	U
1	A	1137	C
1	A	1139	G
1	A	1140	C
1	A	1141	C
1	A	1145	C
1	A	1146	A
1	A	1147	C
1	A	1151	A
1	A	1152	A
1	A	1159	U
1	A	1162	C
1	A	1165	C
1	A	1168	A
1	A	1171	G
1	A	1172	C
1	A	1177	G
1	A	1178	G
1	A	1182	G
1	A	1183	A
1	A	1184	G

Continued on next page...

Continued from previous page...

Mol	Chain	Res	Type
1	A	1188	A
1	A	1189	C
1	A	1190	G
1	A	1191	A
1	A	1192	C
1	A	1195	C
1	A	1196	U
1	A	1197	G
1	A	1201	A
1	A	1202	G
1	A	1205	U
1	A	1211	U
1	A	1212	U
1	A	1213	A
1	A	1214	C
1	A	1217	C
1	A	1220	G
1	A	1224	G
1	A	1225	A
1	A	1226	C
1	A	1227	A
1	A	1228	C
1	A	1233	G
1	A	1238	A
1	A	1241	G
1	A	1246	C
1	A	1256	A
1	A	1257	U
1	A	1258	G
1	A	1259	C
1	A	1260	C
1	A	1266	G
1	A	1270	C
1	A	1278	U
1	A	1279	A
1	A	1280	A
1	A	1281	U
1	A	1285	A
1	A	1286	A
1	A	1287	A
1	A	1289	A
1	A	1300	G

Continued on next page...

Continued from previous page...

Mol	Chain	Res	Type
1	A	1301	U
1	A	1302	U
1	A	1303	C
1	A	1304	G
1	A	1305	G
1	A	1306	A
1	A	1312	G
1	A	1317	C
1	A	1319	A
1	A	1320	C
1	A	1322	C
1	A	1335	C
1	A	1336	C
1	A	1338	G
1	A	1340	A
1	A	1346	A
1	A	1347	G
1	A	1353	G
1	A	1355	G
1	A	1362	C
1	A	1363	A
1	A	1364	U
1	A	1368	G
1	A	1370	G
1	A	1377	A
1	A	1378	C
1	A	1379	G
1	A	1381	U
1	A	1382	C
1	A	1394	A
1	A	1397	C
1	A	1398	A
1	A	1400	5MC
1	A	1405	G
1	A	1411	C
1	A	1413	A
1	A	1417	G
1	A	1428	A
1	A	1437	C
1	A	1439	C
1	A	1442	G
1	A	1443	G

Continued on next page...

Continued from previous page...

Mol	Chain	Res	Type
1	A	1446	A
1	A	1447	G
1	A	1451	A
1	A	1453	G
1	A	1479	C
1	A	1483	A
1	A	1490	C
1	A	1491	G
1	A	1492	A
1	A	1493	A
1	A	1496	C
1	A	1497	G
1	A	1498	UR3
1	A	1499	A
1	A	1502	A
1	A	1503	A
1	A	1504	G
1	A	1505	G
1	A	1506	U
1	A	1510	U
1	A	1517	G
1	A	1520	G
1	A	1529	G
1	A	1530	G
1	A	1532	U
1	A	1533	C
1	A	1541	PSU
1	A	1542	U
1	A	1543	C

All (63) RNA pucker outliers are listed below:

Mol	Chain	Res	Type
1	A	80	G
1	A	81	U
1	A	115	G
1	A	129(A)	G
1	A	181	G
1	A	190(E)	U
1	A	202	U
1	A	243	A
1	A	292	G

Continued on next page...

Continued from previous page...

Mol	Chain	Res	Type
1	A	330	C
1	A	372	C
1	A	428	G
1	A	429	U
1	A	484	G
1	A	497	A
1	A	506	G
1	A	509	A
1	A	518	C
1	A	530	G
1	A	531	U
1	A	532	A
1	A	559	A
1	A	560	U
1	A	641	U
1	A	686	U
1	A	687	A
1	A	701	C
1	A	748	C
1	A	793	U
1	A	812	C
1	A	913	A
1	A	992	U
1	A	1048	G
1	A	1054	C
1	A	1065	U
1	A	1125	U
1	A	1129	C
1	A	1139	G
1	A	1145	C
1	A	1181	G
1	A	1183	A
1	A	1189	C
1	A	1190	G
1	A	1195	C
1	A	1201	A
1	A	1212	U
1	A	1240	U
1	A	1256	A
1	A	1257	U
1	A	1285	A
1	A	1305	G

Continued on next page...

Continued from previous page...

Mol	Chain	Res	Type
1	A	1319	A
1	A	1335	C
1	A	1346	A
1	A	1380	U
1	A	1394	A
1	A	1443	G
1	A	1492	A
1	A	1496	C
1	A	1502	A
1	A	1505	G
1	A	1529	G
1	A	1532	U

5.4 Non-standard residues in protein, DNA, RNA chains [i](#)

14 non-standard protein/DNA/RNA residues are modelled in this entry.

In the following table, the Counts columns list the number of bonds (or angles) for which Mogul statistics could be retrieved, the number of bonds (or angles) that are observed in the model and the number of bonds (or angles) that are defined in the Chemical Component Dictionary. The Link column lists molecule types, if any, to which the group is linked. The Z score for a bond length (or angle) is the number of standard deviations the observed value is removed from the expected value. A bond length (or angle) with $|Z| > 2$ is considered an outlier worth inspection. RMSZ is the root-mean-square of all Z scores of the bond lengths (or angles).

Mol	Type	Chain	Res	Link	Bond lengths			Bond angles		
					Counts	RMSZ	# Z > 2	Counts	RMSZ	# Z > 2
1	5MC	A	1400	1	18,22,23	1.84	3 (16%)	26,32,35	1.70	7 (26%)
1	MA6	A	1518	1	19,26,27	1.50	2 (10%)	18,38,41	1.91	3 (16%)
1	UR3	A	1498	1	19,22,23	2.06	7 (36%)	26,32,35	1.28	3 (11%)
1	PSU	A	1540	1	18,21,22	1.18	1 (5%)	22,30,33	1.47	4 (18%)
1	PSU	A	1541	1	18,21,22	1.19	3 (16%)	22,30,33	1.74	5 (22%)
1	5MC	A	1404	1	18,22,23	1.87	4 (22%)	26,32,35	1.42	3 (11%)
1	MA6	A	1519	1	19,26,27	1.84	5 (26%)	18,38,41	1.55	1 (5%)
1	2MG	A	1207	1	18,26,27	2.55	6 (33%)	16,38,41	1.16	1 (6%)
1	7MG	A	527	1	22,26,27	5.49	5 (22%)	29,39,42	2.89	12 (41%)
1	PSU	A	516	1,23	18,21,22	1.41	3 (16%)	22,30,33	1.27	2 (9%)
1	M2G	A	966	1	20,27,28	1.49	3 (15%)	22,40,43	3.29	6 (27%)
1	5MC	A	1407	1	18,22,23	1.69	4 (22%)	26,32,35	1.73	7 (26%)
1	4OC	A	1402	1	20,23,24	1.07	2 (10%)	26,32,35	0.91	0

Mol	Type	Chain	Res	Link	Bond lengths			Bond angles		
					Counts	RMSZ	# Z > 2	Counts	RMSZ	# Z > 2
1	5MC	A	967	1	18,22,23	1.65	5 (27%)	26,32,35	1.83	7 (26%)

In the following table, the Chirals column lists the number of chiral outliers, the number of chiral centers analysed, the number of these observed in the model and the number defined in the Chemical Component Dictionary. Similar counts are reported in the Torsion and Rings columns. '-' means no outliers of that kind were identified.

Mol	Type	Chain	Res	Link	Chirals	Torsions	Rings
1	5MC	A	1400	1	-	2/7/25/26	0/2/2/2
1	MA6	A	1518	1	-	3/7/29/30	0/3/3/3
1	UR3	A	1498	1	-	0/7/25/26	0/2/2/2
1	PSU	A	1540	1	-	3/7/25/26	0/2/2/2
1	PSU	A	1541	1	-	1/7/25/26	0/2/2/2
1	5MC	A	1404	1	-	0/7/25/26	0/2/2/2
1	MA6	A	1519	1	-	3/7/29/30	0/3/3/3
1	2MG	A	1207	1	-	2/5/27/28	0/3/3/3
1	7MG	A	527	1	-	2/7/37/38	0/3/3/3
1	PSU	A	516	1,23	-	0/7/25/26	0/2/2/2
1	M2G	A	966	1	-	3/7/29/30	0/3/3/3
1	5MC	A	1407	1	-	0/7/25/26	0/2/2/2
1	4OC	A	1402	1	-	2/9/29/30	0/2/2/2
1	5MC	A	967	1	-	0/7/25/26	0/2/2/2

All (53) bond length outliers are listed below:

Mol	Chain	Res	Type	Atoms	Z	Observed(Å)	Ideal(Å)
1	A	527	7MG	C8-N9	-20.75	1.34	1.46
1	A	527	7MG	C5-N7	13.33	1.50	1.35
1	A	1207	2MG	C5-C6	-7.95	1.31	1.47
1	A	1400	5MC	C6-N1	-5.19	1.29	1.38
1	A	1498	UR3	C4-N3	-4.80	1.29	1.40
1	A	1404	5MC	C6-N1	-4.36	1.30	1.38
1	A	1404	5MC	O2-C2	-4.18	1.16	1.23
1	A	967	5MC	C2-N1	4.06	1.48	1.40
1	A	1407	5MC	C4-N4	4.01	1.44	1.34
1	A	1540	PSU	C6-C5	3.99	1.40	1.35
1	A	1207	2MG	O6-C6	-3.75	1.15	1.23
1	A	527	7MG	C2-N3	-3.75	1.24	1.33
1	A	966	M2G	C2-N2	-3.68	1.27	1.35
1	A	527	7MG	C2-N1	-3.60	1.28	1.37

Continued on next page...

Continued from previous page...

Mol	Chain	Res	Type	Atoms	Z	Observed(Å)	Ideal(Å)
1	A	1400	5MC	C4-N3	-3.59	1.28	1.34
1	A	516	PSU	C6-C5	3.56	1.39	1.35
1	A	1407	5MC	C2-N3	3.54	1.43	1.36
1	A	1498	UR3	C6-N1	-3.17	1.30	1.38
1	A	1207	2MG	C2-N1	-3.16	1.31	1.36
1	A	1407	5MC	C4-N3	3.13	1.39	1.34
1	A	1498	UR3	C5-C4	-3.13	1.35	1.43
1	A	1519	MA6	C2'-C1'	-3.09	1.49	1.53
1	A	1498	UR3	O4-C4	-2.99	1.17	1.23
1	A	516	PSU	O4'-C1'	-2.97	1.39	1.43
1	A	1498	UR3	C2-N1	-2.86	1.34	1.38
1	A	1541	PSU	C6-C5	2.83	1.38	1.35
1	A	516	PSU	C4-C5	-2.82	1.36	1.44
1	A	1400	5MC	C2-N1	2.82	1.46	1.40
1	A	966	M2G	C4-N3	-2.80	1.30	1.37
1	A	1207	2MG	C5-C4	-2.79	1.36	1.43
1	A	527	7MG	C2-N2	2.72	1.40	1.34
1	A	1402	4OC	O2-C2	-2.70	1.18	1.23
1	A	1207	2MG	CM2-N2	2.70	1.50	1.45
1	A	1518	MA6	C2'-C1'	-2.69	1.49	1.53
1	A	1404	5MC	C2-N1	-2.68	1.34	1.40
1	A	1407	5MC	C6-C5	-2.63	1.30	1.34
1	A	1519	MA6	C2-N3	2.62	1.36	1.32
1	A	967	5MC	C6-C5	-2.58	1.30	1.34
1	A	1498	UR3	O2-C2	2.52	1.27	1.22
1	A	1519	MA6	C8-N7	2.52	1.39	1.34
1	A	1541	PSU	O4'-C1'	-2.44	1.40	1.43
1	A	1519	MA6	C2-N1	2.41	1.38	1.33
1	A	1518	MA6	C9-N6	-2.40	1.40	1.45
1	A	966	M2G	C6-N1	-2.32	1.34	1.37
1	A	1519	MA6	C9-N6	2.30	1.51	1.45
1	A	1498	UR3	C3U-N3	-2.29	1.42	1.47
1	A	967	5MC	C4-N3	2.28	1.38	1.34
1	A	967	5MC	C2-N3	2.25	1.40	1.36
1	A	1207	2MG	C6-N1	-2.23	1.34	1.37
1	A	1541	PSU	C2'-C1'	-2.20	1.50	1.53
1	A	967	5MC	O2-C2	2.16	1.27	1.23
1	A	1404	5MC	O5'-C5'	-2.13	1.39	1.44
1	A	1402	4OC	O5'-C5'	-2.02	1.39	1.44

All (61) bond angle outliers are listed below:

Mol	Chain	Res	Type	Atoms	Z	Observed(°)	Ideal(°)
1	A	966	M2G	N1-C2-N2	-12.20	107.64	118.04
1	A	527	7MG	C6-C5-N7	7.67	143.98	131.91
1	A	1518	MA6	N1-C6-N6	-6.57	110.14	117.06
1	A	966	M2G	O6-C6-C5	5.89	135.87	124.37
1	A	527	7MG	C2-N3-C4	5.78	122.59	112.30
1	A	527	7MG	C6-C5-C4	-5.65	110.97	122.62
1	A	527	7MG	C5-C6-N1	5.37	120.45	110.99
1	A	527	7MG	N9-C8-N7	5.15	110.75	103.38
1	A	1519	MA6	N1-C6-N6	-4.75	112.05	117.06
1	A	966	M2G	O6-C6-N1	-4.51	115.33	120.65
1	A	1407	5MC	C1'-N1-C6	-4.32	113.94	121.12
1	A	1541	PSU	C4-N3-C2	-4.31	120.12	126.34
1	A	527	7MG	CM7-N7-C5	4.29	137.48	126.40
1	A	967	5MC	C5-C4-N3	4.14	126.14	121.67
1	A	1404	5MC	C5-C6-N1	-3.93	119.30	123.34
1	A	1541	PSU	N1-C2-N3	3.84	119.48	115.13
1	A	967	5MC	C1'-N1-C6	-3.79	114.81	121.12
1	A	1400	5MC	N4-C4-N3	-3.79	111.56	118.48
1	A	1498	UR3	O3'-C3'-C2'	3.72	123.84	111.82
1	A	1404	5MC	C4-N3-C2	-3.59	115.83	120.69
1	A	1207	2MG	O6-C6-N1	-3.57	116.43	120.65
1	A	1407	5MC	CM5-C5-C6	-3.56	118.09	122.85
1	A	967	5MC	C4-N3-C2	-3.52	115.93	120.69
1	A	1540	PSU	N1-C2-N3	3.42	119.00	115.13
1	A	1518	MA6	C1'-N9-C4	-3.38	120.69	126.64
1	A	1540	PSU	C6-N1-C2	-3.28	119.33	122.68
1	A	1407	5MC	N4-C4-N3	-3.07	112.87	118.48
1	A	967	5MC	C5-C6-N1	-3.06	120.19	123.34
1	A	966	M2G	N1-C2-N3	3.05	132.05	121.96
1	A	1400	5MC	C1'-N1-C6	-3.01	116.11	121.12
1	A	1541	PSU	O2-C2-N1	-3.01	119.48	122.79
1	A	966	M2G	C5-C6-N1	-2.92	108.80	113.95
1	A	1400	5MC	O2-C2-N3	-2.89	117.64	122.33
1	A	1498	UR3	O2'-C2'-C3'	2.83	120.98	111.82
1	A	516	PSU	C6-N1-C2	-2.77	119.85	122.68
1	A	516	PSU	C6-C5-C4	-2.71	116.31	118.20
1	A	967	5MC	C6-N1-C2	2.70	124.61	120.87
1	A	527	7MG	C5-C4-N3	-2.62	123.13	128.13
1	A	1407	5MC	C6-N1-C2	2.60	124.48	120.87
1	A	1400	5MC	O2-C2-N1	2.60	124.26	118.89
1	A	1407	5MC	C4-N3-C2	-2.59	117.19	120.69
1	A	527	7MG	N9-C4-N3	2.55	129.28	125.47
1	A	1400	5MC	C2'-C1'-N1	2.53	120.39	113.22

Continued on next page...

Continued from previous page...

Mol	Chain	Res	Type	Atoms	Z	Observed(°)	Ideal(°)
1	A	1540	PSU	C4-N3-C2	-2.51	122.72	126.34
1	A	967	5MC	N4-C4-N3	-2.48	113.94	118.48
1	A	1541	PSU	O2'-C2'-C1'	-2.47	105.35	111.23
1	A	1400	5MC	C5-C4-N4	2.40	125.07	121.48
1	A	527	7MG	N2-C2-N1	2.38	121.79	116.71
1	A	527	7MG	O6-C6-N1	-2.32	115.66	120.12
1	A	527	7MG	O4'-C1'-N9	-2.32	106.14	109.30
1	A	1540	PSU	O2-C2-N1	-2.30	120.26	122.79
1	A	1407	5MC	C5-C4-N4	2.23	124.82	121.48
1	A	1400	5MC	O4'-C1'-N1	-2.19	103.37	108.36
1	A	1541	PSU	C6-N1-C2	-2.18	120.46	122.68
1	A	527	7MG	C2-N1-C6	-2.14	121.20	125.10
1	A	1407	5MC	O4'-C1'-N1	-2.13	103.49	108.36
1	A	966	M2G	CM2-N2-CM1	2.12	122.35	115.77
1	A	967	5MC	O2-C2-N1	2.09	123.21	118.89
1	A	1498	UR3	O4'-C1'-N1	-2.09	103.59	108.36
1	A	1404	5MC	C1'-N1-C6	-2.07	117.67	121.12
1	A	1518	MA6	O2'-C2'-C1'	-2.02	103.40	110.85

There are no chirality outliers.

All (21) torsion outliers are listed below:

Mol	Chain	Res	Type	Atoms
1	A	527	7MG	O4'-C4'-C5'-O5'
1	A	527	7MG	C3'-C4'-C5'-O5'
1	A	966	M2G	N1-C2-N2-CM1
1	A	1207	2MG	N1-C2-N2-CM2
1	A	1207	2MG	N3-C2-N2-CM2
1	A	1400	5MC	O4'-C4'-C5'-O5'
1	A	1518	MA6	O4'-C4'-C5'-O5'
1	A	1518	MA6	C5-C6-N6-C10
1	A	1519	MA6	O4'-C4'-C5'-O5'
1	A	1519	MA6	C3'-C4'-C5'-O5'
1	A	1540	PSU	C2'-C1'-C5-C4
1	A	1540	PSU	C2'-C1'-C5-C6
1	A	966	M2G	O4'-C4'-C5'-O5'
1	A	966	M2G	C3'-C4'-C5'-O5'
1	A	1400	5MC	C3'-C4'-C5'-O5'
1	A	1402	4OC	O4'-C4'-C5'-O5'
1	A	1518	MA6	C3'-C4'-C5'-O5'
1	A	1402	4OC	C3'-C4'-C5'-O5'
1	A	1519	MA6	C4'-C5'-O5'-P

Continued on next page...

Continued from previous page...

Mol	Chain	Res	Type	Atoms
1	A	1541	PSU	O4'-C1'-C5-C4
1	A	1540	PSU	O4'-C1'-C5-C6

There are no ring outliers.

14 monomers are involved in 32 short contacts:

Mol	Chain	Res	Type	Clashes	Symm-Clashes
1	A	1400	5MC	1	0
1	A	1518	MA6	6	0
1	A	1498	UR3	3	0
1	A	1540	PSU	2	0
1	A	1541	PSU	1	0
1	A	1404	5MC	1	0
1	A	1519	MA6	3	0
1	A	1207	2MG	1	0
1	A	527	7MG	6	0
1	A	516	PSU	2	0
1	A	966	M2G	2	0
1	A	1407	5MC	1	0
1	A	1402	4OC	5	0
1	A	967	5MC	3	0

5.5 Carbohydrates [i](#)

There are no monosaccharides in this entry.

5.6 Ligand geometry [i](#)

Of 417 ligands modelled in this entry, 416 are monoatomic - leaving 1 for Mogul analysis.

In the following table, the Counts columns list the number of bonds (or angles) for which Mogul statistics could be retrieved, the number of bonds (or angles) that are observed in the model and the number of bonds (or angles) that are defined in the Chemical Component Dictionary. The Link column lists molecule types, if any, to which the group is linked. The Z score for a bond length (or angle) is the number of standard deviations the observed value is removed from the expected value. A bond length (or angle) with $|Z| > 2$ is considered an outlier worth inspection. RMSZ is the root-mean-square of all Z scores of the bond lengths (or angles).

Mol	Type	Chain	Res	Link	Bond lengths			Bond angles		
					Counts	RMSZ	# Z > 2	Counts	RMSZ	# Z > 2
22	SRY	A	1601	-	40,42,42	2.32	10 (25%)	49,63,63	3.05	23 (46%)

In the following table, the Chirals column lists the number of chiral outliers, the number of chiral centers analysed, the number of these observed in the model and the number defined in the Chemical Component Dictionary. Similar counts are reported in the Torsion and Rings columns. '-' means no outliers of that kind were identified.

Mol	Type	Chain	Res	Link	Chirals	Torsions	Rings
22	SRY	A	1601	-	-	2/20/87/87	0/3/3/3

All (10) bond length outliers are listed below:

Mol	Chain	Res	Type	Atoms	Z	Observed(Å)	Ideal(Å)
22	A	1601	SRY	CD1-N31	9.07	1.49	1.33
22	A	1601	SRY	CA1-N11	5.68	1.43	1.33
22	A	1601	SRY	C21-C11	-3.76	1.46	1.53
22	A	1601	SRY	C32-CG2	-3.75	1.46	1.52
22	A	1601	SRY	O53-C53	-3.19	1.36	1.44
22	A	1601	SRY	CD1-NE1	2.75	1.46	1.34
22	A	1601	SRY	CA1-NB1	2.74	1.46	1.34
22	A	1601	SRY	C23-N23	-2.72	1.42	1.47
22	A	1601	SRY	O32-C32	-2.46	1.40	1.44
22	A	1601	SRY	C11-N11	-2.36	1.42	1.45

All (23) bond angle outliers are listed below:

Mol	Chain	Res	Type	Atoms	Z	Observed(°)	Ideal(°)
22	A	1601	SRY	O42-C42-C32	7.22	114.65	104.33
22	A	1601	SRY	O13-C13-C23	5.73	118.13	108.24
22	A	1601	SRY	O21-C21-C31	5.50	120.77	109.66
22	A	1601	SRY	CH2-C42-C32	-5.40	107.08	116.65
22	A	1601	SRY	O53-C13-C23	-5.02	100.78	110.58
22	A	1601	SRY	O41-C12-O42	-4.98	106.04	111.43
22	A	1601	SRY	O42-C12-C22	4.70	112.38	107.30
22	A	1601	SRY	C61-C51-C41	-4.53	99.35	109.68
22	A	1601	SRY	C12-O42-C42	-4.37	101.50	108.38
22	A	1601	SRY	C61-C11-C21	-4.37	102.02	110.78
22	A	1601	SRY	O61-C61-C11	4.26	118.26	109.66
22	A	1601	SRY	O32-C32-C22	4.20	121.35	111.62
22	A	1601	SRY	OG2-CG2-C32	-4.08	114.85	124.27
22	A	1601	SRY	O61-C61-C51	3.97	119.54	110.35
22	A	1601	SRY	C33-C43-C53	-3.92	103.25	110.24
22	A	1601	SRY	O41-C41-C51	3.82	117.43	107.28
22	A	1601	SRY	C13-C23-N23	3.41	117.11	111.00
22	A	1601	SRY	O43-C43-C33	3.29	117.94	110.35
22	A	1601	SRY	C21-C11-N11	-3.28	104.41	110.62

Continued on next page...

Continued from previous page...

Mol	Chain	Res	Type	Atoms	Z	Observed(°)	Ideal(°)
22	A	1601	SRY	O33-C33-C43	2.60	116.36	110.35
22	A	1601	SRY	C13-O53-C53	-2.17	109.44	113.69
22	A	1601	SRY	C12-O41-C41	-2.08	112.81	117.96
22	A	1601	SRY	N31-CD1-NF1	2.06	124.19	120.59

There are no chirality outliers.

All (2) torsion outliers are listed below:

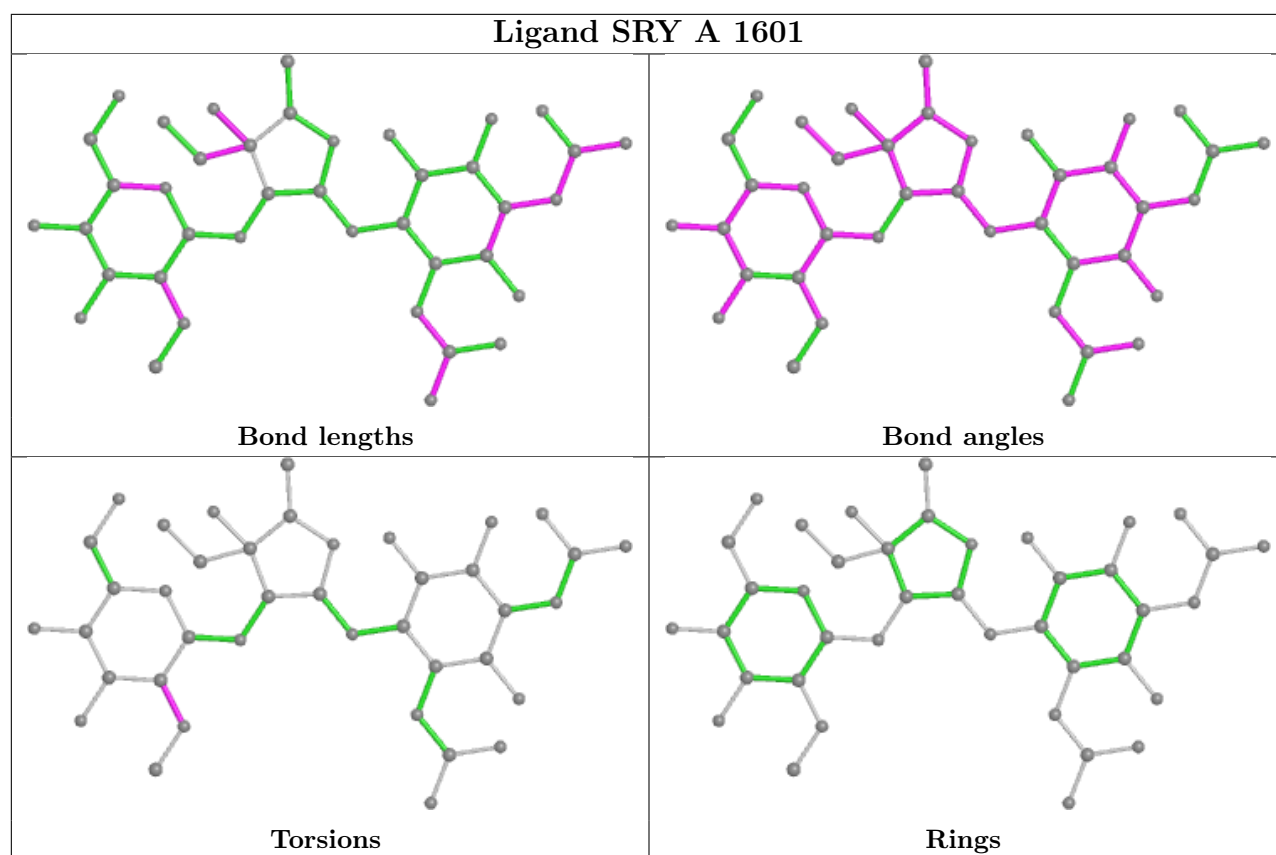
Mol	Chain	Res	Type	Atoms
22	A	1601	SRY	C13-C23-N23-CI3
22	A	1601	SRY	C33-C23-N23-CI3

There are no ring outliers.

1 monomer is involved in 6 short contacts:

Mol	Chain	Res	Type	Clashes	Symm-Clashes
22	A	1601	SRY	6	0

The following is a two-dimensional graphical depiction of Mogul quality analysis of bond lengths, bond angles, torsion angles, and ring geometry for all instances of the Ligand of Interest. In addition, ligands with molecular weight > 250 and outliers as shown on the validation Tables will also be included. For torsion angles, if less than 5% of the Mogul distribution of torsion angles is within 10 degrees of the torsion angle in question, then that torsion angle is considered an outlier. Any bond that is central to one or more torsion angles identified as an outlier by Mogul will be highlighted in the graph. For rings, the root-mean-square deviation (RMSD) between the ring in question and similar rings identified by Mogul is calculated over all ring torsion angles. If the average RMSD is greater than 60 degrees and the minimal RMSD between the ring in question and any Mogul-identified rings is also greater than 60 degrees, then that ring is considered an outlier. The outliers are highlighted in purple. The color gray indicates Mogul did not find sufficient equivalents in the CSD to analyse the geometry.



5.7 Other polymers [i](#)

There are no such residues in this entry.

5.8 Polymer linkage issues [i](#)

There are no chain breaks in this entry.

6 Fit of model and data [i](#)

6.1 Protein, DNA and RNA chains [i](#)

In the following table, the column labelled ‘#RSRZ> 2’ contains the number (and percentage) of RSRZ outliers, followed by percent RSRZ outliers for the chain as percentile scores relative to all X-ray entries and entries of similar resolution. The OWAB column contains the minimum, median, 95th percentile and maximum values of the occupancy-weighted average B-factor per residue. The column labelled ‘Q< 0.9’ lists the number of (and percentage) of residues with an average occupancy less than 0.9.

Mol	Chain	Analysed	<RSRZ>	#RSRZ>2	OWAB(Å ²)	Q<0.9
1	A	1500/1522 (98%)	-0.31	0 100 100	98, 142, 223, 347	0
2	B	234/256 (91%)	-0.22	5 (2%) 63 57	114, 162, 231, 270	0
3	C	206/239 (86%)	-0.44	0 100 100	124, 157, 201, 231	0
4	D	208/209 (99%)	-0.40	1 (0%) 91 89	103, 138, 185, 204	0
5	E	150/162 (92%)	-0.34	0 100 100	89, 123, 168, 198	0
6	F	101/101 (100%)	-0.28	2 (1%) 65 59	119, 157, 191, 255	0
7	G	155/156 (99%)	-0.36	1 (0%) 89 87	134, 171, 213, 252	0
8	H	138/138 (100%)	-0.35	2 (1%) 75 70	98, 133, 174, 204	0
9	I	127/128 (99%)	-0.20	1 (0%) 86 83	138, 172, 220, 235	0
10	J	98/105 (93%)	0.03	0 100 100	129, 177, 209, 245	0
11	K	116/129 (89%)	-0.16	2 (1%) 70 64	122, 156, 198, 213	0
12	L	124/135 (91%)	-0.08	1 (0%) 86 83	99, 120, 160, 208	0
13	M	118/126 (93%)	-0.03	2 (1%) 70 64	143, 181, 214, 246	0
14	N	60/61 (98%)	-0.24	0 100 100	120, 158, 192, 261	0
15	O	87/89 (97%)	-0.42	0 100 100	121, 156, 184, 221	0
16	P	83/88 (94%)	0.08	0 100 100	113, 136, 172, 197	0
17	Q	99/105 (94%)	-0.10	1 (1%) 82 78	110, 137, 165, 179	0
18	R	70/88 (79%)	-0.30	0 100 100	106, 162, 228, 315	0
19	S	80/93 (86%)	0.21	3 (3%) 40 34	153, 192, 236, 258	0
20	T	99/106 (93%)	-0.21	1 (1%) 82 78	104, 143, 190, 217	0
21	U	24/27 (88%)	0.25	1 (4%) 36 31	154, 187, 221, 234	0
All	All	3877/4063 (95%)	-0.26	23 (0%) 89 87	89, 149, 211, 347	0

All (23) RSRZ outliers are listed below:

Mol	Chain	Res	Type	RSRZ
13	M	7	VAL	3.5
2	B	134	GLU	3.2
2	B	132	LYS	3.2
19	S	32	LYS	2.9
20	T	106	ALA	2.8
2	B	122	PHE	2.6
19	S	33	THR	2.6
2	B	131	PRO	2.5
21	U	18	TYR	2.4
8	H	131	GLY	2.4
9	I	15	ALA	2.3
12	L	128	ALA	2.3
6	F	6	VAL	2.3
6	F	63	TYR	2.3
19	S	29	ARG	2.2
8	H	130	GLY	2.2
11	K	50	TYR	2.2
17	Q	43	LEU	2.1
11	K	19	ALA	2.1
2	B	125	PRO	2.1
7	G	78	ARG	2.1
13	M	4	ILE	2.0
4	D	36	ARG	2.0

6.2 Non-standard residues in protein, DNA, RNA chains [i](#)

In the following table, the Atoms column lists the number of modelled atoms in the group and the number defined in the chemical component dictionary. The B-factors column lists the minimum, median, 95th percentile and maximum values of B factors of atoms in the group. The column labelled 'Q< 0.9' lists the number of atoms with occupancy less than 0.9.

Mol	Type	Chain	Res	Atoms	RSCC	RSR	B-factors(\AA^2)	Q<0.9
1	PSU	A	1540	20/21	0.82	0.32	260,269,276,281	0
1	PSU	A	1541	20/21	0.86	0.19	232,239,263,263	0
1	MA6	A	1519	24/25	0.87	0.33	115,132,140,141	0
1	MA6	A	1518	24/25	0.88	0.26	125,140,146,183	0
1	5MC	A	1404	21/22	0.90	0.26	118,130,148,152	0
1	4OC	A	1402	22/23	0.93	0.26	124,133,143,146	0
1	2MG	A	1207	24/25	0.94	0.14	139,147,158,160	0
1	UR3	A	1498	21/22	0.95	0.27	120,127,140,141	0
1	5MC	A	1400	21/22	0.95	0.17	99,126,158,159	0
1	M2G	A	966	25/26	0.95	0.17	127,141,177,180	0
1	PSU	A	516	20/21	0.95	0.11	106,116,150,153	0

Continued on next page...

Continued from previous page...

Mol	Type	Chain	Res	Atoms	RSCC	RSR	B-factors(Å ²)	Q<0.9
1	5MC	A	1407	21/22	0.95	0.14	122,135,143,146	0
1	5MC	A	967	21/22	0.96	0.19	134,151,163,167	0
1	7MG	A	527	24/25	0.97	0.18	105,114,120,122	0

6.3 Carbohydrates [i](#)

There are no monosaccharides in this entry.

6.4 Ligands [i](#)

In the following table, the Atoms column lists the number of modelled atoms in the group and the number defined in the chemical component dictionary. The B-factors column lists the minimum, median, 95th percentile and maximum values of B factors of atoms in the group. The column labelled 'Q< 0.9' lists the number of atoms with occupancy less than 0.9.

Mol	Type	Chain	Res	Atoms	RSCC	RSR	B-factors(Å ²)	Q<0.9
23	MG	A	1986	1/1	0.08	0.80	156,156,156,156	0
23	MG	A	1988	1/1	0.09	0.35	141,141,141,141	0
23	MG	A	1739	1/1	0.12	0.77	150,150,150,150	0
23	MG	A	1745	1/1	0.12	0.36	119,119,119,119	0
23	MG	A	1925	1/1	0.15	0.38	493,493,493,493	0
23	MG	A	1717	1/1	0.20	0.96	112,112,112,112	0
23	MG	A	1889	1/1	0.24	0.23	463,463,463,463	0
23	MG	A	1795	1/1	0.27	1.55	538,538,538,538	0
23	MG	A	1860	1/1	0.36	0.25	507,507,507,507	0
23	MG	A	1663	1/1	0.38	0.36	114,114,114,114	0
23	MG	A	1987	1/1	0.42	0.73	134,134,134,134	0
23	MG	A	1602	1/1	0.43	0.62	138,138,138,138	0
23	MG	A	1733	1/1	0.48	0.28	134,134,134,134	0
23	MG	A	1919	1/1	0.48	0.24	501,501,501,501	0
23	MG	A	1989	1/1	0.50	0.49	123,123,123,123	0
23	MG	A	1648	1/1	0.52	0.18	133,133,133,133	0
23	MG	A	1798	1/1	0.53	0.12	501,501,501,501	0
23	MG	A	1653	1/1	0.55	0.38	193,193,193,193	0
23	MG	A	1843	1/1	0.56	0.14	464,464,464,464	0
23	MG	A	1891	1/1	0.56	0.22	449,449,449,449	0
23	MG	A	1815	1/1	0.58	0.88	535,535,535,535	0
23	MG	A	1681	1/1	0.59	0.71	122,122,122,122	0
23	MG	A	1947	1/1	0.59	0.71	484,484,484,484	0
23	MG	A	1857	1/1	0.59	0.27	550,550,550,550	0

Continued on next page...

Continued from previous page...

Mol	Type	Chain	Res	Atoms	RSCC	RSR	B-factors(Å ²)	Q<0.9
23	MG	D	302	1/1	0.60	0.30	103,103,103,103	0
23	MG	E	201	1/1	0.60	0.32	163,163,163,163	0
23	MG	Q	202	1/1	0.60	0.23	454,454,454,454	0
23	MG	A	1984	1/1	0.61	0.34	128,128,128,128	0
23	MG	A	1800	1/1	0.61	0.44	547,547,547,547	0
23	MG	A	1966	1/1	0.62	0.47	480,480,480,480	0
23	MG	A	1911	1/1	0.63	0.31	472,472,472,472	0
23	MG	A	1752	1/1	0.64	0.62	124,124,124,124	0
23	MG	A	1763	1/1	0.64	0.69	149,149,149,149	0
23	MG	A	1701	1/1	0.64	0.16	150,150,150,150	0
23	MG	A	1719	1/1	0.65	0.17	101,101,101,101	0
23	MG	A	1627	1/1	0.65	0.39	333,333,333,333	0
23	MG	A	1657	1/1	0.66	0.98	145,145,145,145	0
23	MG	A	1932	1/1	0.66	0.22	505,505,505,505	0
23	MG	A	1819	1/1	0.66	0.66	511,511,511,511	0
23	MG	A	1728	1/1	0.66	0.97	115,115,115,115	0
23	MG	A	1962	1/1	0.67	0.86	482,482,482,482	0
23	MG	A	1834	1/1	0.67	0.81	498,498,498,498	0
23	MG	A	1769	1/1	0.67	0.69	129,129,129,129	0
23	MG	A	1844	1/1	0.67	0.34	498,498,498,498	0
23	MG	A	1666	1/1	0.67	0.30	129,129,129,129	0
23	MG	A	1786	1/1	0.68	0.32	550,550,550,550	0
23	MG	A	1773	1/1	0.68	0.27	122,122,122,122	0
23	MG	A	1759	1/1	0.69	0.37	119,119,119,119	0
23	MG	A	1785	1/1	0.69	0.29	533,533,533,533	0
23	MG	A	1702	1/1	0.70	1.13	112,112,112,112	0
23	MG	E	203	1/1	0.70	0.56	116,116,116,116	0
23	MG	A	1983	1/1	0.70	0.31	153,153,153,153	0
23	MG	A	1814	1/1	0.71	1.03	550,550,550,550	0
23	MG	A	1787	1/1	0.71	0.25	508,508,508,508	0
23	MG	A	1776	1/1	0.71	0.41	550,550,550,550	0
23	MG	A	1923	1/1	0.72	0.47	550,550,550,550	0
23	MG	A	1828	1/1	0.72	0.39	542,542,542,542	0
23	MG	A	1961	1/1	0.72	0.42	473,473,473,473	0
23	MG	A	1718	1/1	0.73	0.63	140,140,140,140	0
23	MG	A	1829	1/1	0.73	0.37	438,438,438,438	0
23	MG	A	1697	1/1	0.73	0.97	121,121,121,121	0
23	MG	A	1624	1/1	0.73	0.38	120,120,120,120	0
23	MG	A	1855	1/1	0.74	0.55	467,467,467,467	0
23	MG	A	1691	1/1	0.74	1.23	130,130,130,130	0
23	MG	A	1772	1/1	0.74	0.69	174,174,174,174	0

Continued on next page...

Continued from previous page...

Mol	Type	Chain	Res	Atoms	RSCC	RSR	B-factors(Å ²)	Q<0.9
23	MG	A	1732	1/1	0.74	0.37	138,138,138,138	0
23	MG	A	1824	1/1	0.75	0.41	446,446,446,446	0
23	MG	A	1943	1/1	0.75	0.63	476,476,476,476	0
23	MG	A	1664	1/1	0.75	0.47	118,118,118,118	0
23	MG	A	1704	1/1	0.75	0.71	121,121,121,121	0
23	MG	C	302	1/1	0.76	0.37	128,128,128,128	0
23	MG	A	1821	1/1	0.76	0.22	513,513,513,513	0
23	MG	A	1890	1/1	0.76	0.13	466,466,466,466	0
23	MG	A	1784	1/1	0.76	0.14	501,501,501,501	0
23	MG	A	1895	1/1	0.76	0.17	483,483,483,483	0
23	MG	A	1856	1/1	0.77	0.87	530,530,530,530	0
23	MG	A	1802	1/1	0.77	0.29	469,469,469,469	0
23	MG	A	1846	1/1	0.77	0.37	550,550,550,550	0
23	MG	A	1936	1/1	0.77	0.86	502,502,502,502	0
23	MG	A	1942	1/1	0.77	1.10	550,550,550,550	0
23	MG	A	1868	1/1	0.77	0.38	510,510,510,510	0
23	MG	Q	201	1/1	0.77	0.55	81,81,81,81	0
23	MG	A	1665	1/1	0.77	0.29	246,246,246,246	0
23	MG	A	1944	1/1	0.78	0.61	488,488,488,488	0
23	MG	A	1770	1/1	0.78	0.71	112,112,112,112	0
23	MG	A	1637	1/1	0.78	0.45	126,126,126,126	0
23	MG	A	1659	1/1	0.78	0.52	117,117,117,117	0
23	MG	A	1638	1/1	0.78	0.40	321,321,321,321	0
23	MG	A	1971	1/1	0.78	0.09	278,278,278,278	0
23	MG	A	1894	1/1	0.79	0.21	420,420,420,420	0
23	MG	A	1647	1/1	0.79	0.33	101,101,101,101	0
23	MG	A	1783	1/1	0.80	0.28	490,490,490,490	0
23	MG	A	1678	1/1	0.80	0.32	138,138,138,138	0
23	MG	A	1812	1/1	0.80	0.05	445,445,445,445	0
23	MG	A	1813	1/1	0.80	0.11	368,368,368,368	0
23	MG	A	1714	1/1	0.80	0.35	131,131,131,131	0
23	MG	A	1623	1/1	0.80	0.38	171,171,171,171	0
23	MG	A	1774	1/1	0.80	0.56	129,129,129,129	0
23	MG	A	1896	1/1	0.80	0.21	507,507,507,507	0
23	MG	A	1905	1/1	0.80	0.29	523,523,523,523	0
23	MG	A	1731	1/1	0.80	0.46	107,107,107,107	0
23	MG	A	1779	1/1	0.80	0.07	416,416,416,416	0
23	MG	A	1922	1/1	0.80	0.47	501,501,501,501	0
23	MG	A	1764	1/1	0.81	0.58	158,158,158,158	0
23	MG	A	1958	1/1	0.81	0.37	508,508,508,508	0
23	MG	A	1741	1/1	0.81	0.13	140,140,140,140	0
23	MG	A	1690	1/1	0.82	0.13	244,244,244,244	0

Continued on next page...

Continued from previous page...

Mol	Type	Chain	Res	Atoms	RSCC	RSR	B-factors(Å ²)	Q<0.9
23	MG	A	1849	1/1	0.82	0.21	482,482,482,482	0
23	MG	A	1792	1/1	0.82	0.23	383,383,383,383	0
23	MG	A	1618	1/1	0.83	0.19	104,104,104,104	0
23	MG	A	1836	1/1	0.83	0.63	475,475,475,475	0
23	MG	A	1893	1/1	0.83	0.36	319,319,319,319	0
23	MG	A	1696	1/1	0.83	0.84	157,157,157,157	0
23	MG	A	1679	1/1	0.83	0.07	170,170,170,170	0
23	MG	A	1699	1/1	0.83	0.44	119,119,119,119	0
23	MG	A	1830	1/1	0.83	0.31	439,439,439,439	0
23	MG	S	101	1/1	0.83	0.29	123,123,123,123	0
23	MG	A	1751	1/1	0.84	0.41	80,80,80,80	0
23	MG	A	1768	1/1	0.84	0.44	152,152,152,152	0
23	MG	A	1683	1/1	0.84	0.41	145,145,145,145	0
23	MG	A	1801	1/1	0.84	1.43	550,550,550,550	0
23	MG	A	1721	1/1	0.84	0.55	125,125,125,125	0
23	MG	A	1809	1/1	0.84	0.18	492,492,492,492	0
23	MG	A	1655	1/1	0.84	0.22	155,155,155,155	0
23	MG	A	1794	1/1	0.84	0.20	458,458,458,458	0
23	MG	A	1737	1/1	0.85	0.38	142,142,142,142	0
23	MG	A	1724	1/1	0.85	0.30	107,107,107,107	0
23	MG	A	1823	1/1	0.85	0.09	334,334,334,334	0
23	MG	A	1850	1/1	0.85	0.41	416,416,416,416	0
23	MG	A	1970	1/1	0.85	0.48	354,354,354,354	0
23	MG	D	303	1/1	0.85	0.16	136,136,136,136	0
23	MG	A	1788	1/1	0.85	0.42	550,550,550,550	0
23	MG	A	1976	1/1	0.85	1.33	124,124,124,124	0
23	MG	A	1825	1/1	0.85	0.45	506,506,506,506	0
23	MG	A	1827	1/1	0.85	0.18	533,533,533,533	0
23	MG	A	1952	1/1	0.85	0.24	475,475,475,475	0
23	MG	A	1668	1/1	0.86	0.33	177,177,177,177	0
23	MG	P	101	1/1	0.86	0.36	104,104,104,104	0
23	MG	A	1630	1/1	0.86	0.24	112,112,112,112	0
23	MG	D	307	1/1	0.86	0.25	511,511,511,511	0
23	MG	A	1903	1/1	0.86	0.19	480,480,480,480	0
23	MG	A	1700	1/1	0.87	0.39	114,114,114,114	0
23	MG	A	1883	1/1	0.87	0.20	512,512,512,512	0
23	MG	A	1634	1/1	0.87	0.18	141,141,141,141	0
23	MG	A	1662	1/1	0.87	0.27	158,158,158,158	0
23	MG	A	1743	1/1	0.87	0.27	128,128,128,128	0
23	MG	A	1924	1/1	0.87	0.21	496,496,496,496	0
23	MG	A	1626	1/1	0.87	1.80	125,125,125,125	0
23	MG	A	1610	1/1	0.87	0.16	136,136,136,136	0

Continued on next page...

Continued from previous page...

Mol	Type	Chain	Res	Atoms	RSCC	RSR	B-factors(\AA^2)	Q<0.9
23	MG	A	1933	1/1	0.87	0.08	451,451,451,451	0
23	MG	N	102	1/1	0.87	0.57	127,127,127,127	0
23	MG	A	1680	1/1	0.87	0.26	118,118,118,118	0
23	MG	A	1937	1/1	0.87	0.68	438,438,438,438	0
23	MG	A	1622	1/1	0.87	0.76	86,86,86,86	0
23	MG	A	1867	1/1	0.87	0.15	411,411,411,411	0
23	MG	A	1804	1/1	0.88	0.13	314,314,314,314	0
23	MG	A	1606	1/1	0.88	0.34	105,105,105,105	0
23	MG	A	1735	1/1	0.88	0.63	132,132,132,132	0
23	MG	A	1837	1/1	0.88	1.25	550,550,550,550	0
23	MG	A	1693	1/1	0.88	0.26	143,143,143,143	0
23	MG	A	1673	1/1	0.88	0.23	89,89,89,89	0
23	MG	A	1938	1/1	0.88	0.13	433,433,433,433	0
23	MG	A	1845	1/1	0.88	0.42	458,458,458,458	0
23	MG	A	1880	1/1	0.88	0.14	541,541,541,541	0
23	MG	A	1740	1/1	0.88	0.36	128,128,128,128	0
23	MG	A	1847	1/1	0.88	0.19	457,457,457,457	0
23	MG	A	1756	1/1	0.88	0.46	165,165,165,165	0
23	MG	A	1985	1/1	0.89	0.54	107,107,107,107	0
23	MG	A	1755	1/1	0.89	0.21	161,161,161,161	0
23	MG	A	1807	1/1	0.89	0.10	451,451,451,451	0
23	MG	A	1949	1/1	0.89	0.50	474,474,474,474	0
23	MG	A	1608	1/1	0.89	0.18	316,316,316,316	0
23	MG	C	301	1/1	0.89	0.26	125,125,125,125	0
23	MG	A	1709	1/1	0.89	0.66	107,107,107,107	0
23	MG	A	1960	1/1	0.89	0.41	404,404,404,404	0
23	MG	A	1675	1/1	0.89	0.36	141,141,141,141	0
23	MG	A	1899	1/1	0.89	0.09	453,453,453,453	0
23	MG	A	1854	1/1	0.89	0.45	541,541,541,541	0
23	MG	A	1884	1/1	0.89	0.48	504,504,504,504	0
23	MG	A	1730	1/1	0.89	0.30	95,95,95,95	0
23	MG	A	1940	1/1	0.89	0.78	499,499,499,499	0
23	MG	A	1981	1/1	0.89	0.23	118,118,118,118	0
23	MG	A	1914	1/1	0.89	0.64	525,525,525,525	0
23	MG	A	1793	1/1	0.89	0.20	508,508,508,508	0
23	MG	A	1863	1/1	0.90	0.27	514,514,514,514	0
23	MG	A	1865	1/1	0.90	0.19	358,358,358,358	0
23	MG	A	1736	1/1	0.90	0.11	120,120,120,120	0
23	MG	B	303	1/1	0.90	0.18	111,111,111,111	0
23	MG	A	1839	1/1	0.90	0.24	484,484,484,484	0
23	MG	A	1871	1/1	0.90	0.38	401,401,401,401	0
23	MG	C	303	1/1	0.90	0.06	495,495,495,495	0

Continued on next page...

Continued from previous page...

Mol	Type	Chain	Res	Atoms	RSCC	RSR	B-factors(\AA^2)	Q<0.9
23	MG	A	1969	1/1	0.90	0.63	456,456,456,456	0
23	MG	A	1873	1/1	0.90	0.26	509,509,509,509	0
23	MG	D	305	1/1	0.90	0.11	437,437,437,437	0
23	MG	A	1851	1/1	0.90	0.23	475,475,475,475	0
23	MG	A	1650	1/1	0.90	0.35	155,155,155,155	0
23	MG	A	1980	1/1	0.90	0.16	419,419,419,419	0
23	MG	A	1727	1/1	0.90	0.24	91,91,91,91	0
23	MG	A	1886	1/1	0.90	0.35	461,461,461,461	0
23	MG	A	1791	1/1	0.90	0.14	472,472,472,472	0
23	MG	A	1688	1/1	0.90	0.18	114,114,114,114	0
23	MG	A	1660	1/1	0.90	0.23	118,118,118,118	0
23	MG	A	1799	1/1	0.91	0.20	440,440,440,440	0
23	MG	A	1698	1/1	0.91	0.07	281,281,281,281	0
23	MG	A	1780	1/1	0.91	0.17	522,522,522,522	0
23	MG	A	1881	1/1	0.91	0.28	466,466,466,466	0
23	MG	A	1902	1/1	0.91	0.11	452,452,452,452	0
23	MG	A	1835	1/1	0.91	0.75	517,517,517,517	0
23	MG	A	1975	1/1	0.91	0.64	138,138,138,138	0
23	MG	A	1861	1/1	0.91	0.46	534,534,534,534	0
23	MG	D	306	1/1	0.91	0.26	421,421,421,421	0
23	MG	A	1910	1/1	0.91	0.39	398,398,398,398	0
23	MG	A	1782	1/1	0.91	0.16	471,471,471,471	0
23	MG	A	1826	1/1	0.91	0.21	456,456,456,456	0
23	MG	A	1918	1/1	0.91	0.22	446,446,446,446	0
23	MG	A	1742	1/1	0.91	0.34	134,134,134,134	0
23	MG	A	1621	1/1	0.91	0.24	143,143,143,143	0
23	MG	A	1892	1/1	0.91	0.22	450,450,450,450	0
23	MG	A	1870	1/1	0.91	0.28	497,497,497,497	0
23	MG	A	1757	1/1	0.92	0.31	136,136,136,136	0
23	MG	A	1744	1/1	0.92	0.10	137,137,137,137	0
23	MG	A	1885	1/1	0.92	0.23	498,498,498,498	0
23	MG	B	302	1/1	0.92	0.10	136,136,136,136	0
23	MG	A	1862	1/1	0.92	0.15	412,412,412,412	0
23	MG	A	1760	1/1	0.92	0.07	261,261,261,261	0
23	MG	A	1921	1/1	0.92	0.19	502,502,502,502	0
23	MG	A	1864	1/1	0.92	0.17	393,393,393,393	0
23	MG	A	1716	1/1	0.92	0.29	110,110,110,110	0
23	MG	A	1642	1/1	0.92	0.16	98,98,98,98	0
23	MG	A	1818	1/1	0.92	0.46	467,467,467,467	0
23	MG	A	1790	1/1	0.92	0.32	499,499,499,499	0
23	MG	A	1661	1/1	0.92	0.18	157,157,157,157	0
23	MG	A	1803	1/1	0.92	0.79	507,507,507,507	0

Continued on next page...

Continued from previous page...

Mol	Type	Chain	Res	Atoms	RSCC	RSR	B-factors(Å ²)	Q<0.9
23	MG	A	1898	1/1	0.92	0.85	512,512,512,512	0
23	MG	A	1874	1/1	0.92	0.81	422,422,422,422	0
23	MG	A	1876	1/1	0.92	0.45	512,512,512,512	0
23	MG	A	1671	1/1	0.92	1.04	217,217,217,217	0
23	MG	A	1636	1/1	0.92	0.07	76,76,76,76	0
23	MG	A	1906	1/1	0.92	0.23	449,449,449,449	0
23	MG	A	1811	1/1	0.93	0.24	509,509,509,509	0
23	MG	A	1956	1/1	0.93	0.12	384,384,384,384	0
23	MG	A	1820	1/1	0.93	0.49	469,469,469,469	0
23	MG	A	1753	1/1	0.93	0.15	104,104,104,104	0
23	MG	A	1754	1/1	0.93	0.26	125,125,125,125	0
23	MG	A	1806	1/1	0.93	0.11	432,432,432,432	0
23	MG	A	1692	1/1	0.93	0.28	132,132,132,132	0
23	MG	E	202	1/1	0.93	0.12	146,146,146,146	0
23	MG	A	1816	1/1	0.93	0.09	418,418,418,418	0
23	MG	L	201	1/1	0.93	0.24	405,405,405,405	0
23	MG	A	1729	1/1	0.93	0.24	100,100,100,100	0
23	MG	O	1001	1/1	0.93	0.23	298,298,298,298	0
23	MG	A	1878	1/1	0.93	0.19	437,437,437,437	0
23	MG	A	1972	1/1	0.93	0.16	336,336,336,336	0
23	MG	A	1852	1/1	0.93	0.25	462,462,462,462	0
23	MG	A	1950	1/1	0.93	0.28	222,222,222,222	0
22	SRY	A	1601	40/40	0.94	0.21	90,115,122,132	0
23	MG	A	1926	1/1	0.94	0.29	537,537,537,537	0
23	MG	A	1982	1/1	0.94	0.28	150,150,150,150	0
23	MG	A	1927	1/1	0.94	0.10	460,460,460,460	0
23	MG	A	1797	1/1	0.94	0.37	472,472,472,472	0
23	MG	A	1838	1/1	0.94	0.16	449,449,449,449	0
23	MG	A	1619	1/1	0.94	0.09	100,100,100,100	0
23	MG	A	1617	1/1	0.94	0.26	122,122,122,122	0
23	MG	A	1765	1/1	0.94	0.33	111,111,111,111	0
23	MG	A	1897	1/1	0.94	0.28	505,505,505,505	0
23	MG	A	1990	1/1	0.94	0.14	116,116,116,116	0
23	MG	B	301	1/1	0.94	0.33	103,103,103,103	0
23	MG	A	1734	1/1	0.94	0.45	118,118,118,118	0
23	MG	A	1639	1/1	0.94	0.42	125,125,125,125	0
23	MG	A	1900	1/1	0.94	0.17	404,404,404,404	0
23	MG	A	1945	1/1	0.94	0.12	446,446,446,446	0
23	MG	A	1723	1/1	0.94	0.09	95,95,95,95	0
23	MG	C	304	1/1	0.94	0.10	533,533,533,533	0
23	MG	A	1771	1/1	0.94	0.50	124,124,124,124	0
23	MG	A	1904	1/1	0.94	0.11	421,421,421,421	0

Continued on next page...

Continued from previous page...

Mol	Type	Chain	Res	Atoms	RSCC	RSR	B-factors(\AA^2)	Q<0.9
23	MG	D	304	1/1	0.94	0.14	550,550,550,550	0
23	MG	A	1789	1/1	0.94	0.20	425,425,425,425	0
23	MG	A	1877	1/1	0.94	0.16	465,465,465,465	0
23	MG	A	1908	1/1	0.94	0.19	442,442,442,442	0
23	MG	A	1703	1/1	0.94	0.22	152,152,152,152	0
23	MG	A	1808	1/1	0.94	0.17	510,510,510,510	0
23	MG	A	1853	1/1	0.94	0.18	407,407,407,407	0
23	MG	H	201	1/1	0.94	0.32	465,465,465,465	0
23	MG	A	1916	1/1	0.94	0.26	503,503,503,503	0
23	MG	A	1640	1/1	0.94	0.29	87,87,87,87	0
23	MG	A	1810	1/1	0.94	0.24	514,514,514,514	0
23	MG	A	1631	1/1	0.94	0.51	290,290,290,290	0
23	MG	A	1833	1/1	0.94	0.15	409,409,409,409	0
23	MG	A	1667	1/1	0.94	0.20	152,152,152,152	0
23	MG	A	1625	1/1	0.94	0.20	135,135,135,135	0
23	MG	A	1615	1/1	0.95	0.12	123,123,123,123	0
23	MG	A	1609	1/1	0.95	0.23	138,138,138,138	0
23	MG	A	1651	1/1	0.95	0.23	149,149,149,149	0
23	MG	A	1635	1/1	0.95	0.25	99,99,99,99	0
23	MG	A	1613	1/1	0.95	0.24	85,85,85,85	0
23	MG	A	1777	1/1	0.95	0.20	459,459,459,459	0
23	MG	A	1948	1/1	0.95	0.14	266,266,266,266	0
23	MG	A	1762	1/1	0.95	0.18	453,453,453,453	0
23	MG	A	1707	1/1	0.95	0.30	113,113,113,113	0
23	MG	A	1750	1/1	0.95	0.26	109,109,109,109	0
23	MG	A	1953	1/1	0.95	0.28	430,430,430,430	0
23	MG	A	1954	1/1	0.95	0.26	509,509,509,509	0
23	MG	A	1796	1/1	0.95	0.34	536,536,536,536	0
23	MG	A	1682	1/1	0.95	0.23	147,147,147,147	0
23	MG	A	1887	1/1	0.95	0.52	376,376,376,376	0
23	MG	A	1614	1/1	0.95	0.59	195,195,195,195	0
23	MG	A	1738	1/1	0.95	0.11	143,143,143,143	0
23	MG	A	1963	1/1	0.95	0.86	361,361,361,361	0
23	MG	A	1832	1/1	0.95	0.09	178,178,178,178	0
23	MG	A	1674	1/1	0.95	0.16	159,159,159,159	0
23	MG	A	1841	1/1	0.96	0.24	463,463,463,463	0
23	MG	A	1842	1/1	0.96	0.15	448,448,448,448	0
23	MG	A	1875	1/1	0.96	0.08	336,336,336,336	0
23	MG	A	1641	1/1	0.96	0.09	104,104,104,104	0
23	MG	A	1917	1/1	0.96	0.39	506,506,506,506	0
23	MG	A	1633	1/1	0.96	0.36	149,149,149,149	0
23	MG	A	1831	1/1	0.96	0.51	490,490,490,490	0

Continued on next page...

Continued from previous page...

Mol	Type	Chain	Res	Atoms	RSCC	RSR	B-factors(Å ²)	Q<0.9
23	MG	A	1920	1/1	0.96	0.10	498,498,498,498	0
23	MG	A	1708	1/1	0.96	0.19	102,102,102,102	0
23	MG	A	1620	1/1	0.96	1.06	118,118,118,118	0
23	MG	A	1882	1/1	0.96	0.87	508,508,508,508	0
23	MG	A	1761	1/1	0.96	0.14	234,234,234,234	0
23	MG	A	1711	1/1	0.96	0.18	122,122,122,122	0
23	MG	A	1866	1/1	0.96	0.15	408,408,408,408	0
23	MG	A	1712	1/1	0.96	0.27	127,127,127,127	0
23	MG	A	1689	1/1	0.96	0.12	282,282,282,282	0
23	MG	A	1715	1/1	0.96	0.35	118,118,118,118	0
23	MG	A	1934	1/1	0.96	0.54	462,462,462,462	0
23	MG	A	1935	1/1	0.96	0.04	306,306,306,306	0
23	MG	A	1817	1/1	0.96	0.05	549,549,549,549	0
23	MG	A	1965	1/1	0.96	0.19	467,467,467,467	0
23	MG	A	1879	1/1	0.97	0.20	451,451,451,451	0
23	MG	A	1912	1/1	0.97	0.22	477,477,477,477	0
23	MG	A	1706	1/1	0.97	0.08	78,78,78,78	0
23	MG	A	1915	1/1	0.97	0.60	492,492,492,492	0
23	MG	A	1684	1/1	0.97	0.37	130,130,130,130	0
23	MG	A	1964	1/1	0.97	0.36	492,492,492,492	0
23	MG	A	1720	1/1	0.97	0.45	162,162,162,162	0
23	MG	A	1644	1/1	0.97	0.36	116,116,116,116	0
23	MG	A	1967	1/1	0.97	0.15	309,309,309,309	0
23	MG	A	1968	1/1	0.97	0.19	433,433,433,433	0
23	MG	A	1778	1/1	0.97	0.21	499,499,499,499	0
23	MG	A	1767	1/1	0.97	0.21	107,107,107,107	0
23	MG	A	1901	1/1	0.97	0.18	468,468,468,468	0
23	MG	A	1669	1/1	0.97	0.05	109,109,109,109	0
23	MG	A	1946	1/1	0.97	0.16	525,525,525,525	0
23	MG	A	1781	1/1	0.97	0.05	237,237,237,237	0
23	MG	A	1977	1/1	0.97	0.10	159,159,159,159	0
23	MG	A	1859	1/1	0.97	0.17	467,467,467,467	0
23	MG	A	1748	1/1	0.97	0.24	120,120,120,120	0
23	MG	A	1749	1/1	0.97	0.13	173,173,173,173	0
23	MG	A	1951	1/1	0.97	0.09	222,222,222,222	0
23	MG	A	1646	1/1	0.97	0.26	127,127,127,127	0
23	MG	A	1930	1/1	0.97	0.38	404,404,404,404	0
23	MG	A	1931	1/1	0.97	0.62	510,510,510,510	0
23	MG	A	1955	1/1	0.97	0.07	364,364,364,364	0
23	MG	A	1725	1/1	0.97	0.28	118,118,118,118	0
23	MG	A	1726	1/1	0.98	0.21	106,106,106,106	0
23	MG	A	1858	1/1	0.98	0.41	459,459,459,459	0

Continued on next page...

Continued from previous page...

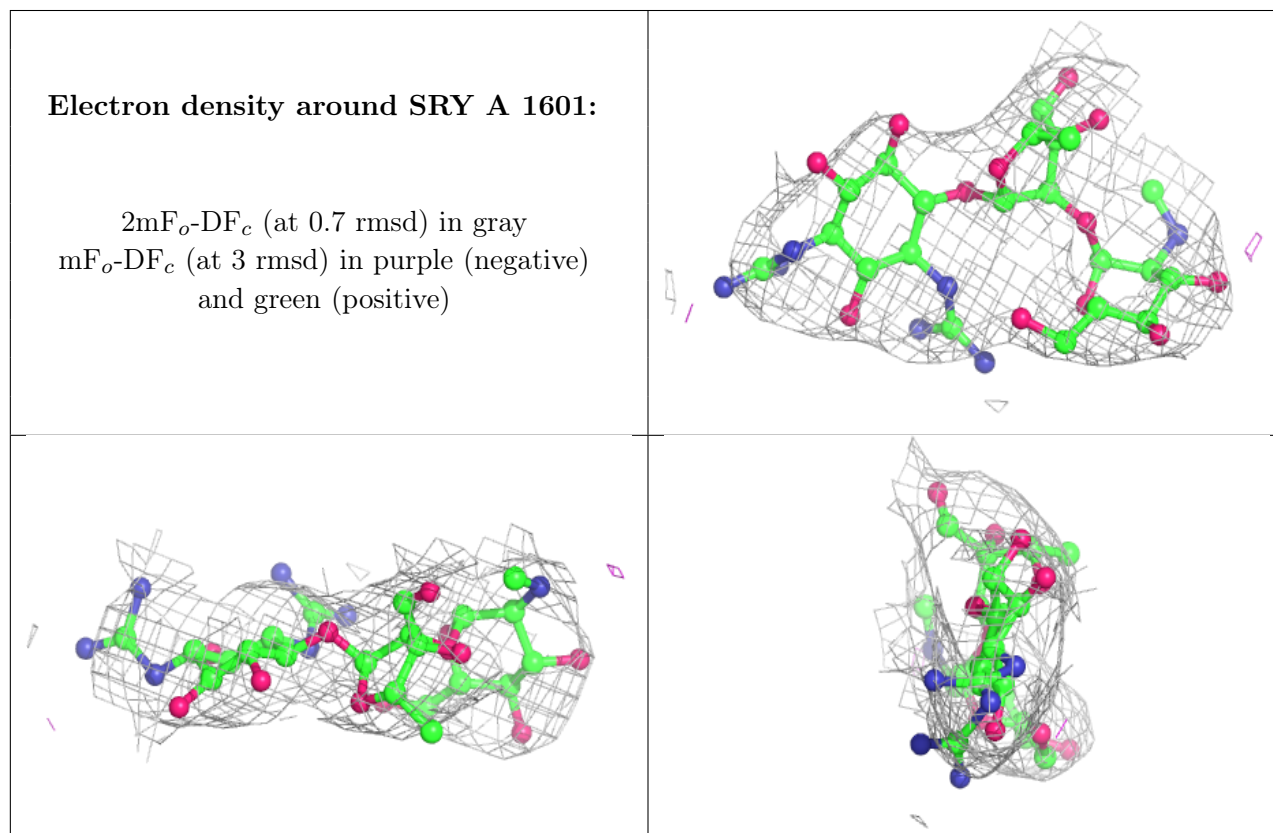
Mol	Type	Chain	Res	Atoms	RSCC	RSR	B-factors(Å ²)	Q<0.9
23	MG	A	1616	1/1	0.98	0.12	168,168,168,168	0
23	MG	A	1654	1/1	0.98	0.10	113,113,113,113	0
23	MG	A	1840	1/1	0.98	0.09	247,247,247,247	0
23	MG	A	1907	1/1	0.98	0.24	475,475,475,475	0
23	MG	A	1822	1/1	0.98	0.09	541,541,541,541	0
23	MG	A	1909	1/1	0.98	0.32	400,400,400,400	0
23	MG	A	1805	1/1	0.98	0.22	316,316,316,316	0
23	MG	A	1605	1/1	0.98	0.03	169,169,169,169	0
23	MG	A	1888	1/1	0.98	0.21	264,264,264,264	0
23	MG	A	1941	1/1	0.98	1.71	549,549,549,549	0
23	MG	A	1913	1/1	0.98	0.55	550,550,550,550	0
23	MG	A	1705	1/1	0.98	0.16	151,151,151,151	0
23	MG	A	1775	1/1	0.98	0.29	152,152,152,152	0
23	MG	A	1974	1/1	0.98	0.25	136,136,136,136	0
23	MG	A	1672	1/1	0.98	0.14	160,160,160,160	0
23	MG	A	1656	1/1	0.98	0.16	163,163,163,163	0
23	MG	A	1848	1/1	0.98	0.14	418,418,418,418	0
23	MG	F	201	1/1	0.98	0.13	438,438,438,438	0
23	MG	A	1747	1/1	0.98	0.08	103,103,103,103	0
23	MG	A	1649	1/1	0.98	0.15	117,117,117,117	0
23	MG	A	1645	1/1	0.98	0.22	107,107,107,107	0
23	MG	A	1722	1/1	0.98	0.24	115,115,115,115	0
23	MG	A	1766	1/1	0.98	0.09	118,118,118,118	0
23	MG	A	1710	1/1	0.98	0.13	89,89,89,89	0
23	MG	A	1676	1/1	0.98	0.13	142,142,142,142	0
23	MG	A	1632	1/1	0.98	0.15	119,119,119,119	0
23	MG	A	1628	1/1	0.99	0.15	149,149,149,149	0
23	MG	A	1872	1/1	0.99	0.17	325,325,325,325	0
23	MG	A	1629	1/1	0.99	0.19	91,91,91,91	0
23	MG	A	1758	1/1	0.99	0.14	95,95,95,95	0
23	MG	A	1612	1/1	0.99	0.15	145,145,145,145	0
23	MG	A	1677	1/1	0.99	0.14	93,93,93,93	0
23	MG	A	1658	1/1	0.99	0.05	225,225,225,225	0
23	MG	A	1643	1/1	0.99	0.13	90,90,90,90	0
23	MG	A	1694	1/1	0.99	0.88	413,413,413,413	0
23	MG	A	1695	1/1	0.99	0.17	113,113,113,113	0
23	MG	A	1746	1/1	0.99	0.65	74,74,74,74	0
23	MG	A	1973	1/1	0.99	0.35	442,442,442,442	0
23	MG	A	1607	1/1	0.99	0.13	74,74,74,74	0
23	MG	A	1713	1/1	0.99	0.26	129,129,129,129	0
23	MG	A	1670	1/1	0.99	0.46	196,196,196,196	0
23	MG	A	1652	1/1	0.99	0.24	114,114,114,114	0

Continued on next page...

Continued from previous page...

Mol	Type	Chain	Res	Atoms	RSCC	RSR	B-factors(\AA^2)	Q<0.9
23	MG	A	1978	1/1	0.99	0.16	229,229,229,229	0
23	MG	A	1979	1/1	0.99	0.21	133,133,133,133	0
23	MG	A	1928	1/1	0.99	0.25	455,455,455,455	0
23	MG	A	1929	1/1	0.99	0.52	458,458,458,458	0
23	MG	A	1603	1/1	0.99	0.05	163,163,163,163	0
23	MG	A	1611	1/1	0.99	0.12	184,184,184,184	0
23	MG	A	1685	1/1	0.99	0.09	209,209,209,209	0
23	MG	A	1957	1/1	0.99	0.15	379,379,379,379	0
23	MG	A	1686	1/1	0.99	0.19	194,194,194,194	0
23	MG	A	1869	1/1	0.99	0.07	414,414,414,414	0
23	MG	A	1687	1/1	0.99	0.27	136,136,136,136	0
23	MG	A	1959	1/1	1.00	0.14	106,106,106,106	0
23	MG	A	1939	1/1	1.00	0.37	506,506,506,506	0
23	MG	A	1604	1/1	1.00	0.12	137,137,137,137	0
24	ZN	D	301	1/1	1.00	0.31	114,114,114,114	0
24	ZN	N	101	1/1	1.00	0.21	147,147,147,147	0

The following is a graphical depiction of the model fit to experimental electron density of all instances of the Ligand of Interest. In addition, ligands with molecular weight > 250 and outliers as shown on the geometry validation Tables will also be included. Each fit is shown from different orientation to approximate a three-dimensional view.



6.5 Other polymers [i](#)

There are no such residues in this entry.