



Full wwPDB X-ray Structure Validation Report ⓘ

Jun 16, 2021 – 04:05 PM EDT

PDB ID : 7JSR
Title : Crystal structure of the large glutamate dehydrogenase composed of 180 kDa subunits from Mycobacterium smegmatis
Authors : Lazaro, M.; Melero, R.; Huet, C.; Lopez-Alonso, J.P.; Delgado, S.; Dodu, A.; Bruch, E.M.; Abriata, L.A.; Alzari, P.M.; Valle, M.; Lisa, M.N.
Deposited on : 2020-08-15
Resolution : 6.27 Å(reported)

This is a Full wwPDB X-ray Structure Validation Report for a publicly released PDB entry.

We welcome your comments at validation@mail.wwpdb.org

A user guide is available at

<https://www.wwpdb.org/validation/2017/XrayValidationReportHelp>

with specific help available everywhere you see the ⓘ symbol.

The following versions of software and data (see [references ⓘ](#)) were used in the production of this report:

MolProbity : 4.02b-467
Mogul : 1.8.5 (274361), CSD as541be (2020)
Xtriage (Phenix) : 1.13
EDS : 2.20
Percentile statistics : 20191225.v01 (using entries in the PDB archive December 25th 2019)
Refmac : 5.8.0158
CCP4 : 7.0.044 (Gargrove)
Ideal geometry (proteins) : Engh & Huber (2001)
Ideal geometry (DNA, RNA) : Parkinson et al. (1996)
Validation Pipeline (wwPDB-VP) : 2.20

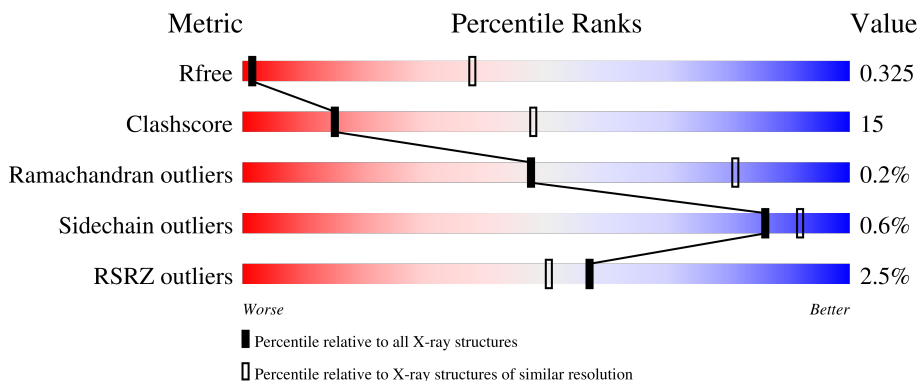
1 Overall quality at a glance

The following experimental techniques were used to determine the structure:

X-RAY DIFFRACTION


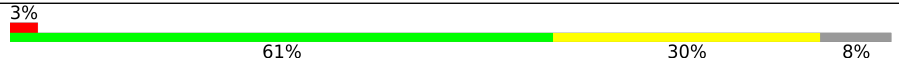
The reported resolution of this entry is 6.27 Å.

Percentile scores (ranging between 0-100) for global validation metrics of the entry are shown in the following graphic. The table shows the number of entries on which the scores are based.



Metric	Whole archive (#Entries)	Similar resolution (#Entries, resolution range(Å))
R_{free}	130704	1007 (8.50-3.88)
Clashscore	141614	1056 (8.50-3.90)
Ramachandran outliers	138981	1004 (8.50-3.88)
Sidechain outliers	138945	1005 (8.70-3.84)
RSRZ outliers	127900	1018 (8.70-3.78)

The table below summarises the geometric issues observed across the polymeric chains and their fit to the electron density. The red, orange, yellow and green segments of the lower bar indicate the fraction of residues that contain outliers for ≥ 3 , 2, 1 and 0 types of geometric quality criteria respectively. A grey segment represents the fraction of residues that are not modelled. The numeric value for each fraction is indicated below the corresponding segment, with a dot representing fractions $\leq 5\%$. The upper red bar (where present) indicates the fraction of residues that have poor fit to the electron density. The numeric value is given above the bar.

Mol	Chain	Length	Quality of chain
1	A	1611	 2% 63% 30% 7%
1	B	1611	 3% 61% 30% 8%

2 Entry composition [i](#)

There is only 1 type of molecule in this entry. The entry contains 22997 atoms, of which 0 are hydrogens and 0 are deuteriums.

In the tables below, the ZeroOcc column contains the number of atoms modelled with zero occupancy, the AltConf column contains the number of residues with at least one atom in alternate conformation and the Trace column contains the number of residues modelled with at most 2 atoms.

- Molecule 1 is a protein called NAD-specific glutamate dehydrogenase.

Mol	Chain	Residues	Atoms						ZeroOcc	AltConf	Trace
			Total	C	N	O	S	Se			
1	A	1496	11563	7280	2058	2193	7	25	0	0	0
1	B	1477	11434	7200	2037	2165	7	25	0	0	0

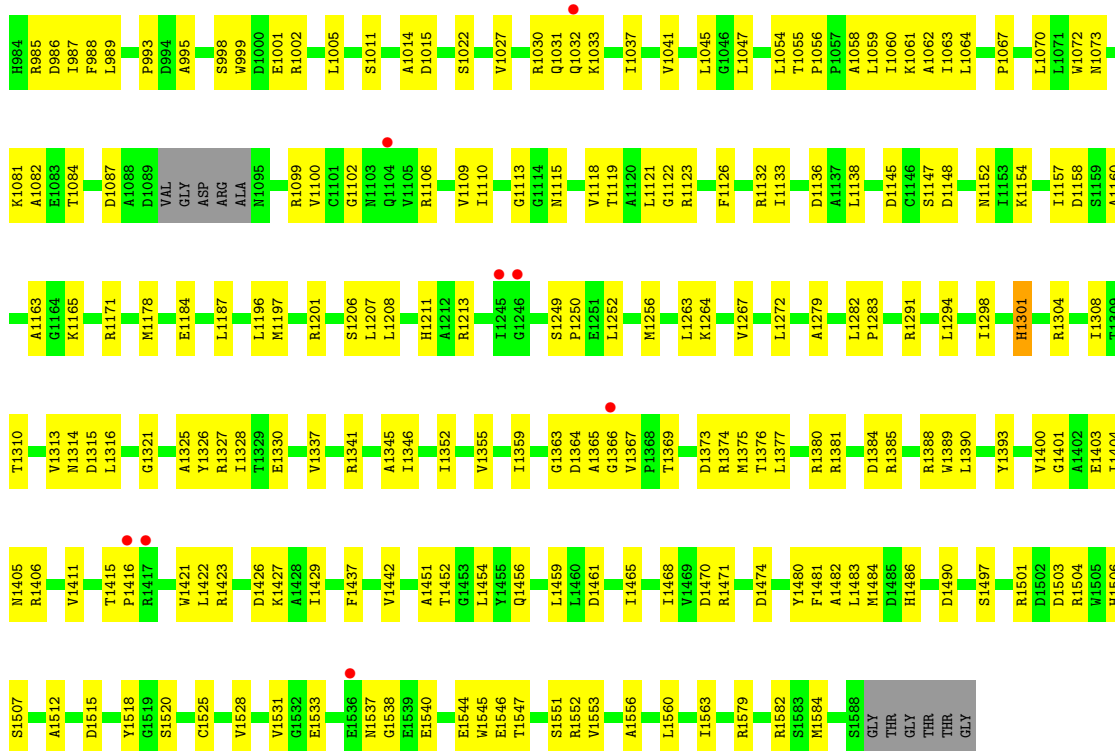
There are 34 discrepancies between the modelled and reference sequences:

Chain	Residue	Modelled	Actual	Comment	Reference
A	-16	MSE	-	initiating methionine	UNP A0R1C2
A	-15	HIS	-	expression tag	UNP A0R1C2
A	-14	HIS	-	expression tag	UNP A0R1C2
A	-13	HIS	-	expression tag	UNP A0R1C2
A	-12	HIS	-	expression tag	UNP A0R1C2
A	-11	HIS	-	expression tag	UNP A0R1C2
A	-10	HIS	-	expression tag	UNP A0R1C2
A	-9	GLU	-	expression tag	UNP A0R1C2
A	-8	ASN	-	expression tag	UNP A0R1C2
A	-7	LEU	-	expression tag	UNP A0R1C2
A	-6	TYR	-	expression tag	UNP A0R1C2
A	-5	PHE	-	expression tag	UNP A0R1C2
A	-4	GLN	-	expression tag	UNP A0R1C2
A	-3	GLY	-	expression tag	UNP A0R1C2
A	-2	ALA	-	expression tag	UNP A0R1C2
A	-1	ALA	-	expression tag	UNP A0R1C2
A	0	SER	-	expression tag	UNP A0R1C2
B	-16	MSE	-	initiating methionine	UNP A0R1C2
B	-15	HIS	-	expression tag	UNP A0R1C2
B	-14	HIS	-	expression tag	UNP A0R1C2
B	-13	HIS	-	expression tag	UNP A0R1C2
B	-12	HIS	-	expression tag	UNP A0R1C2
B	-11	HIS	-	expression tag	UNP A0R1C2
B	-10	HIS	-	expression tag	UNP A0R1C2
B	-9	GLU	-	expression tag	UNP A0R1C2

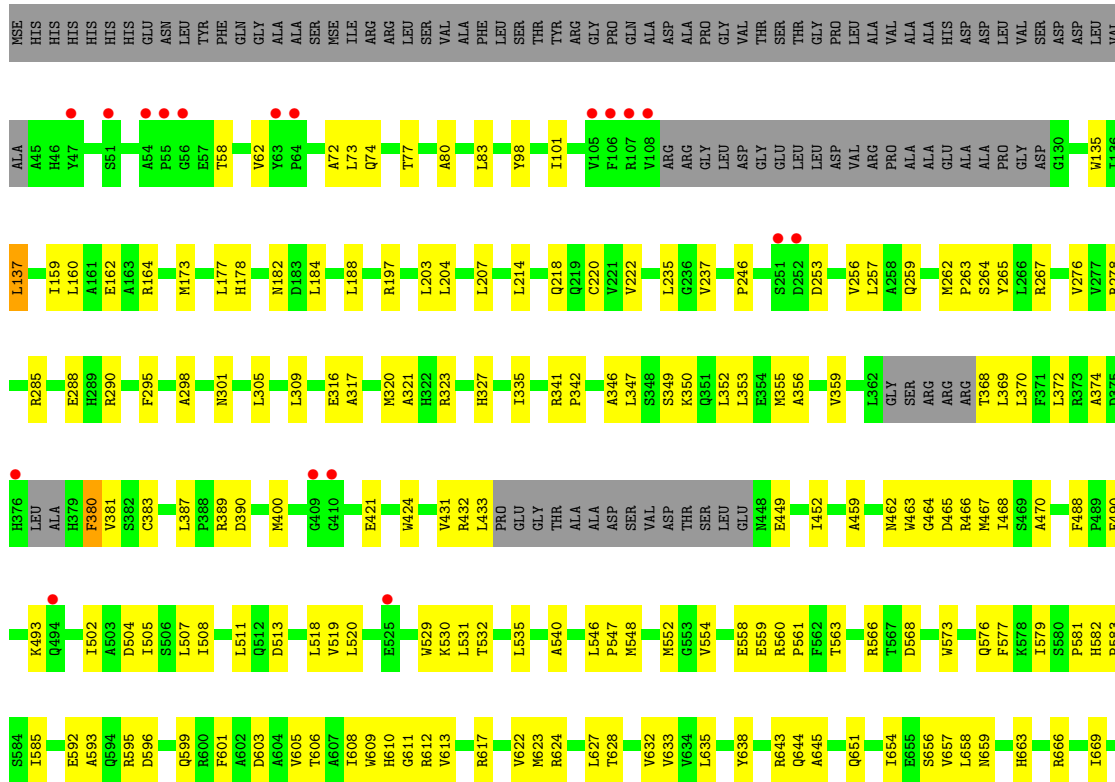
Continued on next page...

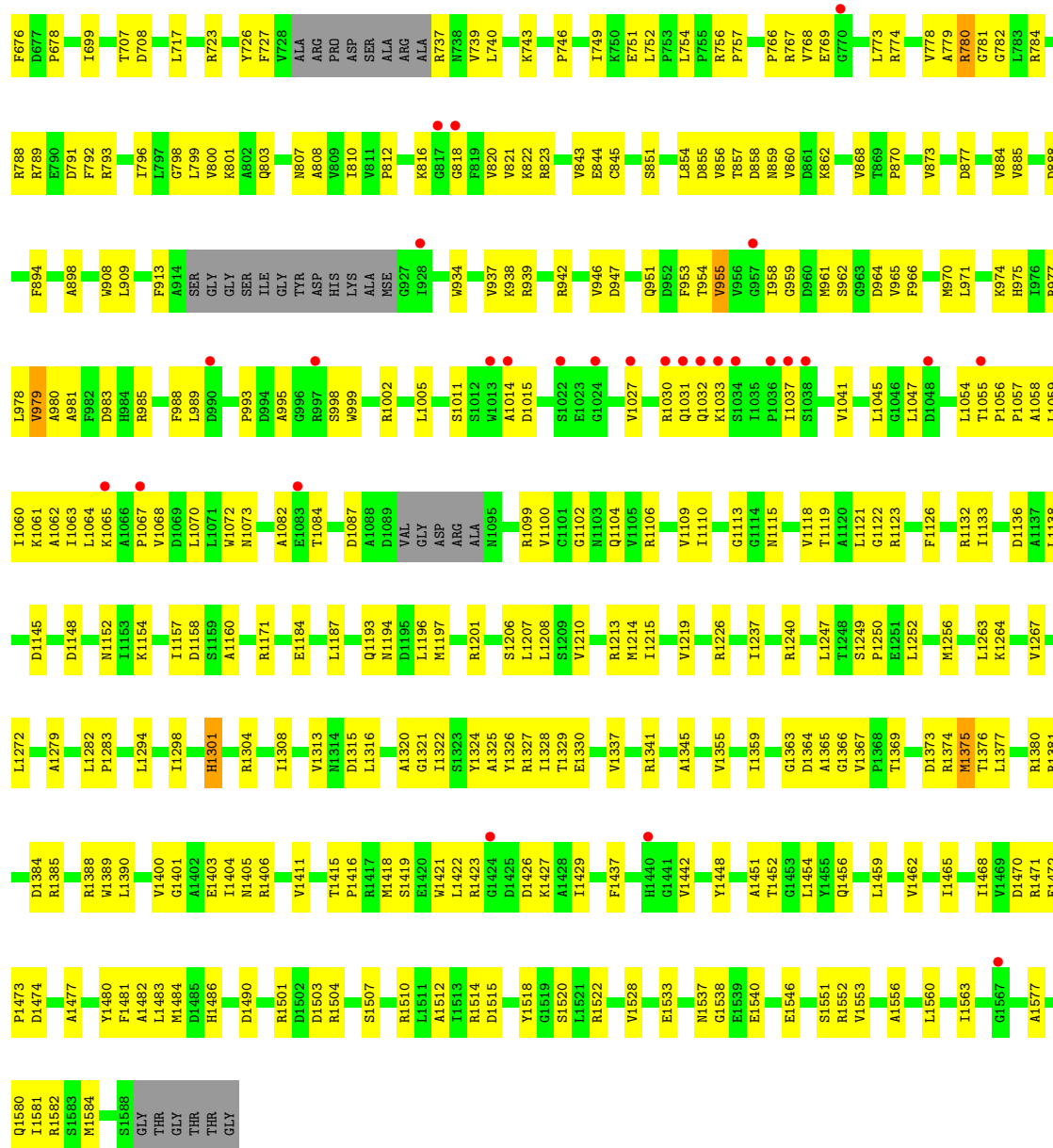
Continued from previous page...

Chain	Residue	Modelled	Actual	Comment	Reference
B	-8	ASN	-	expression tag	UNP A0R1C2
B	-7	LEU	-	expression tag	UNP A0R1C2
B	-6	TYR	-	expression tag	UNP A0R1C2
B	-5	PHE	-	expression tag	UNP A0R1C2
B	-4	GLN	-	expression tag	UNP A0R1C2
B	-3	GLY	-	expression tag	UNP A0R1C2
B	-2	ALA	-	expression tag	UNP A0R1C2
B	-1	ALA	-	expression tag	UNP A0R1C2
B	0	SER	-	expression tag	UNP A0R1C2



• Molecule 1: NAD-specific glutamate dehydrogenase





4 Data and refinement statistics

Property	Value	Source
Space group	C 2 2 21	Depositor
Cell constants a, b, c, α , β , γ	151.56Å 253.54Å 399.72Å 90.00° 90.00° 90.00°	Depositor
Resolution (Å)	24.98 – 6.27 24.98 – 6.27	Depositor EDS
% Data completeness (in resolution range)	98.4 (24.98-6.27) 86.4 (24.98-6.27)	Depositor EDS
R_{merge}	0.06	Depositor
R_{sym}	(Not available)	Depositor
$\langle I/\sigma(I) \rangle$ ¹	0.67 (at 6.51Å)	Xtrriage
Refinement program	PHENIX 1.14rc3_3199	Depositor
R, R_{free}	0.277 , 0.325 0.278 , 0.325	Depositor DCC
R_{free} test set	860 reflections (5.12%)	wwPDB-VP
Wilson B-factor (Å ²)	329.5	Xtrriage
Anisotropy	0.347	Xtrriage
Bulk solvent k_{sol} (e/Å ³), B_{sol} (Å ²)	0.20 , 299.9	EDS
L-test for twinning ²	$\langle L \rangle = 0.44$, $\langle L^2 \rangle = 0.27$	Xtrriage
Estimated twinning fraction	0.046 for 1/2*h-1/2*k,-3/2*h-1/2*k,-l 0.058 for 1/2*h+1/2*k,3/2*h-1/2*k,-l	Xtrriage
F_o, F_c correlation	0.86	EDS
Total number of atoms	22997	wwPDB-VP
Average B, all atoms (Å ²)	472.0	wwPDB-VP

Xtrriage's analysis on translational NCS is as follows: *The largest off-origin peak in the Patterson function is 3.07% of the height of the origin peak. No significant pseudotranslation is detected.*

¹Intensities estimated from amplitudes.

²Theoretical values of $\langle |L| \rangle$, $\langle L^2 \rangle$ for acentric reflections are 0.5, 0.333 respectively for untwinned datasets, and 0.375, 0.2 for perfectly twinned datasets.

5 Model quality [i](#)

5.1 Standard geometry [i](#)

The Z score for a bond length (or angle) is the number of standard deviations the observed value is removed from the expected value. A bond length (or angle) with $|Z| > 5$ is considered an outlier worth inspection. RMSZ is the root-mean-square of all Z scores of the bond lengths (or angles).

Mol	Chain	Bond lengths		Bond angles	
		RMSZ	# Z >5	RMSZ	# Z >5
1	A	0.24	0/11753	0.45	0/15937
1	B	0.24	0/11622	0.45	0/15755
All	All	0.24	0/23375	0.45	0/31692

There are no bond length outliers.

There are no bond angle outliers.

There are no chirality outliers.

There are no planarity outliers.

5.2 Too-close contacts [i](#)

In the following table, the Non-H and H(model) columns list the number of non-hydrogen atoms and hydrogen atoms in the chain respectively. The H(added) column lists the number of hydrogen atoms added and optimized by MolProbity. The Clashes column lists the number of clashes within the asymmetric unit, whereas Symm-Clashes lists symmetry-related clashes.

Mol	Chain	Non-H	H(model)	H(added)	Clashes	Symm-Clashes
1	A	11563	0	11503	351	0
1	B	11434	0	11383	349	0
All	All	22997	0	22886	688	0

The all-atom clashscore is defined as the number of clashes found per 1000 atoms (including hydrogen atoms). The all-atom clashscore for this structure is 15.

All (688) close contacts within the same asymmetric unit are listed below, sorted by their clash magnitude.

Atom-1	Atom-2	Interatomic distance (Å)	Clash overlap (Å)
1:A:162:GLU:HA	1:A:237:VAL:HG21	1.56	0.85
1:A:1546:GLU:HG3	1:A:1553:VAL:HG11	1.60	0.84

Continued on next page...

Continued from previous page...

Atom-1	Atom-2	Interatomic distance (Å)	Clash overlap (Å)
1:A:774:ARG:HD2	1:A:778:VAL:HB	1.60	0.83
1:B:162:GLU:HA	1:B:237:VAL:HG21	1.63	0.80
1:A:370:LEU:HD22	1:A:452:ILE:HD13	1.65	0.78
1:B:774:ARG:HD2	1:B:778:VAL:HB	1.65	0.78
1:A:985:ARG:HA	1:A:1031:GLN:HB3	1.65	0.78
1:B:1073:ASN:HB2	1:B:1113:GLY:H	1.48	0.78
1:A:1073:ASN:HB2	1:A:1113:GLY:H	1.50	0.77
1:B:860:VAL:HA	1:B:908:TRP:HD1	1.50	0.76
1:A:358:ALA:HA	1:A:361:ASP:OD2	1.89	0.72
1:A:535:LEU:HD13	1:A:540:ALA:H	1.54	0.71
1:B:985:ARG:HA	1:B:1031:GLN:HB3	1.71	0.71
1:B:317:ALA:HB2	1:B:353:LEU:HD22	1.71	0.71
1:B:980:ALA:HB2	1:B:989:LEU:HD12	1.73	0.71
1:B:1423:ARG:HH21	1:B:1482:ALA:HB2	1.55	0.71
1:A:535:LEU:HB2	1:A:573:TRP:HB2	1.71	0.70
1:A:980:ALA:HB2	1:A:989:LEU:HD12	1.73	0.70
1:A:1207:LEU:HD23	1:A:1501:ARG:HH12	1.56	0.70
1:B:627:LEU:HG	1:B:669:ILE:HD11	1.74	0.70
1:A:271:TYR:HE2	1:A:430:THR:HG21	1.55	0.70
1:A:822:LYS:HG3	1:A:823:ARG:H	1.58	0.69
1:A:955:VAL:HG13	1:A:1072:TRP:HB3	1.74	0.69
1:B:465:ASP:HB3	1:B:467:MSE:HE3	1.73	0.69
1:B:513:ASP:OD1	1:B:566:ARG:NH2	2.26	0.69
1:A:72:ALA:HB1	1:A:137:LEU:HD11	1.74	0.69
1:A:479:ALA:O	1:A:483:HIS:ND1	2.26	0.68
1:A:1282:LEU:HD23	1:A:1308:ILE:HG21	1.76	0.68
1:B:822:LYS:HG3	1:B:823:ARG:H	1.57	0.68
1:B:799:LEU:HB3	1:B:816:LYS:HD2	1.74	0.68
1:A:465:ASP:HB3	1:A:467:MSE:HE3	1.77	0.67
1:A:627:LEU:HG	1:A:669:ILE:HD11	1.76	0.67
1:A:1423:ARG:HH21	1:A:1482:ALA:HB2	1.58	0.67
1:B:1330:GLU:OE1	1:B:1388:ARG:NH1	2.27	0.67
1:A:1267:VAL:HG23	1:A:1272:LEU:HD21	1.74	0.67
1:A:1482:ALA:O	1:A:1486:HIS:ND1	2.27	0.67
1:B:1471:ARG:NH1	1:B:1533:GLU:OE1	2.27	0.67
1:B:1345:ALA:HB3	1:B:1390:LEU:HD21	1.77	0.67
1:B:218:GLN:OE1	1:B:290:ARG:NH1	2.28	0.67
1:B:535:LEU:HB2	1:B:573:TRP:HB2	1.75	0.67
1:B:953:PHE:HB3	1:B:978:LEU:HD23	1.76	0.67
1:A:338:THR:HG22	1:A:418:ARG:HB2	1.77	0.66
1:B:605:VAL:HA	1:B:608:ILE:HG22	1.75	0.66

Continued on next page...

Continued from previous page...

Atom-1	Atom-2	Interatomic distance (Å)	Clash overlap (Å)
1:A:511:LEU:HD12	1:A:513:ASP:H	1.60	0.66
1:A:970:MSE:HG3	1:A:999:TRP:HD1	1.59	0.66
1:B:1551:SER:OG	1:B:1552:ARG:NH2	2.29	0.66
1:B:643:ARG:NH1	1:B:651:GLN:OE1	2.29	0.66
1:A:953:PHE:HB3	1:A:978:LEU:HD23	1.76	0.66
1:B:1282:LEU:HD23	1:B:1308:ILE:HG21	1.78	0.65
1:B:188:LEU:HD13	1:B:197:ARG:HA	1.78	0.65
1:A:1401:GLY:HA2	1:A:1404:ILE:HG22	1.79	0.65
1:B:559:GLU:HB3	1:B:577:PHE:HB3	1.78	0.65
1:B:810:ILE:HG23	1:B:812:PRO:HD2	1.79	0.65
1:A:860:VAL:HA	1:A:908:TRP:HD1	1.61	0.65
1:A:1272:LEU:HB2	1:A:1341:ARG:HH22	1.62	0.65
1:B:1208:LEU:HD13	1:B:1237:ILE:HG23	1.79	0.65
1:B:1401:GLY:HA2	1:B:1404:ILE:HG22	1.79	0.65
1:A:773:LEU:HD22	1:A:800:VAL:HG21	1.80	0.64
1:A:810:ILE:HG23	1:A:812:PRO:HD2	1.79	0.64
1:A:1437:PHE:HB3	1:A:1442:VAL:HB	1.80	0.64
1:A:218:GLN:OE1	1:A:290:ARG:NH1	2.31	0.64
1:B:803:GLN:O	1:B:807:ASN:ND2	2.26	0.64
1:A:151:GLU:HG2	1:A:154:ARG:HH21	1.61	0.64
1:A:752:LEU:HD23	1:A:793:ARG:HH22	1.63	0.64
1:A:1327:ARG:HD3	1:A:1384:ASP:HA	1.80	0.64
1:A:768:VAL:HG12	1:A:822:LYS:H	1.63	0.63
1:A:561:PRO:HG3	1:B:558:GLU:HB2	1.80	0.63
1:A:1160:ALA:HB2	1:A:1294:LEU:HD21	1.80	0.63
1:A:959:GLY:H	1:A:962:SER:HB3	1.62	0.63
1:A:1481:PHE:HA	1:A:1484:MSE:HG2	1.79	0.63
1:A:955:VAL:HG11	1:A:966:PHE:CE1	2.33	0.63
1:A:34:HIS:HA	1:A:37:LEU:HB2	1.80	0.63
1:A:561:PRO:HD2	1:B:560:ARG:HE	1.64	0.63
1:B:253:ASP:OD1	1:B:278:ARG:NH1	2.31	0.63
1:B:1064:LEU:HD13	1:B:1100:VAL:HG13	1.80	0.63
1:A:560:ARG:HE	1:B:561:PRO:HD2	1.62	0.63
1:B:955:VAL:HG13	1:B:1072:TRP:HB3	1.80	0.62
1:A:559:GLU:HB3	1:A:577:PHE:HB3	1.81	0.62
1:A:643:ARG:NH1	1:A:651:GLN:OE1	2.32	0.62
1:B:746:PRO:HG2	1:B:757:PRO:HG2	1.81	0.62
1:B:1138:LEU:HD11	1:B:1197:MSE:HE1	1.80	0.62
1:A:780:ARG:HA	1:A:884:VAL:HB	1.81	0.62
1:A:799:LEU:HB3	1:A:816:LYS:HD2	1.80	0.62
1:B:792:PHE:HE2	1:B:818:GLY:HA3	1.62	0.62

Continued on next page...

Continued from previous page...

Atom-1	Atom-2	Interatomic distance (Å)	Clash overlap (Å)
1:A:58:THR:HG22	1:A:77:THR:HG23	1.80	0.62
1:B:58:THR:HG22	1:B:77:THR:HG23	1.82	0.62
1:B:374:ALA:HA	1:B:381:VAL:HG12	1.82	0.62
1:B:859:ASN:HB2	1:B:868:VAL:HB	1.81	0.62
1:A:419:VAL:H	1:B:421:GLU:HB2	1.63	0.61
1:B:1481:PHE:HA	1:B:1484:MSE:HG2	1.82	0.61
1:B:1115:ASN:HA	1:B:1136:ASP:OD2	2.00	0.61
1:A:623:MSE:HB3	1:A:632:VAL:HG12	1.82	0.61
1:B:184:LEU:O	1:B:188:LEU:N	2.34	0.61
1:B:1321:GLY:HA3	1:B:1380:ARG:HH22	1.65	0.61
1:A:1501:ARG:HD2	1:A:1507:SER:HB2	1.83	0.61
1:B:959:GLY:H	1:B:962:SER:HB3	1.65	0.61
1:A:1272:LEU:HD23	1:A:1337:VAL:HG12	1.82	0.60
1:B:768:VAL:HG12	1:B:822:LYS:H	1.65	0.60
1:B:955:VAL:HG11	1:B:966:PHE:CE1	2.36	0.60
1:A:80:ALA:HB1	1:A:83:LEU:HD13	1.83	0.60
1:B:80:ALA:HB1	1:B:83:LEU:HD13	1.83	0.60
1:A:58:THR:OG1	1:A:160:LEU:HB3	2.02	0.60
1:B:1157:ILE:HG23	1:B:1171:ARG:HD3	1.82	0.60
1:A:1330:GLU:OE1	1:A:1388:ARG:NH1	2.35	0.60
1:A:954:THR:HG23	1:A:980:ALA:HB3	1.83	0.60
1:B:1030:ARG:HD3	1:B:1033:LYS:HG3	1.83	0.60
1:A:74:GLN:HB2	1:A:135:TRP:HE1	1.68	0.59
1:A:1456:GLN:HA	1:A:1459:LEU:HG	1.83	0.59
1:A:657:VAL:HG23	1:A:707:THR:HG22	1.83	0.59
1:B:222:VAL:O	1:B:285:ARG:NH2	2.34	0.59
1:B:511:LEU:HD12	1:B:513:ASP:H	1.66	0.59
1:B:970:MSE:HG3	1:B:999:TRP:CD1	2.37	0.59
1:B:1364:ASP:OD1	1:B:1365:ALA:N	2.35	0.59
1:A:40:ASP:OD1	1:A:41:ASP:N	2.34	0.59
1:A:188:LEU:HD13	1:A:197:ARG:HA	1.84	0.59
1:A:959:GLY:N	1:A:962:SER:HB3	2.18	0.59
1:B:937:VAL:HG22	1:B:1070:LEU:HD11	1.84	0.59
1:A:1184:GLU:HA	1:A:1187:LEU:HB2	1.84	0.59
1:A:627:LEU:HD21	1:A:635:LEU:HD12	1.85	0.59
1:B:204:LEU:HD23	1:B:207:LEU:HD21	1.85	0.59
1:B:1272:LEU:HB2	1:B:1341:ARG:HH22	1.68	0.59
1:A:317:ALA:HB2	1:A:353:LEU:HD22	1.85	0.58
1:B:958:ILE:HG22	1:B:983:ASP:HB3	1.85	0.58
1:B:1027:VAL:HB	1:B:1041:VAL:HG21	1.84	0.58
1:A:746:PRO:HG2	1:A:757:PRO:HG2	1.84	0.58

Continued on next page...

Continued from previous page...

Atom-1	Atom-2	Interatomic distance (Å)	Clash overlap (Å)
1:B:1482:ALA:O	1:B:1486:HIS:ND1	2.36	0.58
1:A:1207:LEU:HD23	1:A:1501:ARG:NH1	2.19	0.58
1:B:535:LEU:HD13	1:B:540:ALA:H	1.68	0.58
1:A:204:LEU:HD23	1:A:207:LEU:HD21	1.86	0.58
1:B:1419:SER:HG	1:B:1448:TYR:HH	1.52	0.58
1:A:1471:ARG:NH1	1:A:1533:GLU:OE1	2.37	0.58
1:B:298:ALA:O	1:B:341:ARG:NH1	2.36	0.58
1:B:623:MSE:HB3	1:B:632:VAL:HG12	1.85	0.58
1:B:1213:ARG:HH21	1:B:1504:ARG:HB3	1.67	0.58
1:A:1011:SER:HB2	1:A:1014:ALA:HB3	1.86	0.57
1:B:177:LEU:HD21	1:B:207:LEU:HD13	1.85	0.57
1:B:1087:ASP:OD1	1:B:1099:ARG:NH2	2.37	0.57
1:B:1327:ARG:HD3	1:B:1384:ASP:HA	1.86	0.57
1:A:937:VAL:HG22	1:A:1070:LEU:HD11	1.85	0.57
1:A:1064:LEU:HD13	1:A:1100:VAL:HG13	1.86	0.57
1:A:520:LEU:HG	1:A:531:LEU:HG	1.85	0.57
1:B:739:VAL:HG12	1:B:740:LEU:H	1.69	0.57
1:A:958:ILE:HG22	1:A:983:ASP:HB3	1.85	0.57
1:A:792:PHE:HE2	1:A:818:GLY:HA3	1.69	0.57
1:A:1110:ILE:HB	1:A:1133:ILE:HG22	1.87	0.57
1:A:1364:ASP:OD1	1:A:1365:ALA:N	2.36	0.57
1:B:74:GLN:HB2	1:B:135:TRP:HE1	1.70	0.57
1:A:1118:VAL:HG21	1:A:1126:PHE:HE2	1.69	0.57
1:A:1279:ALA:HA	1:A:1282:LEU:HG	1.85	0.57
1:B:1196:LEU:HD21	1:B:1321:GLY:HA2	1.87	0.57
1:A:737:ARG:NH1	1:A:844:GLU:OE2	2.38	0.57
1:B:699:ILE:HG23	1:B:708:ASP:HB2	1.86	0.57
1:B:959:GLY:N	1:B:962:SER:HB3	2.19	0.57
1:B:1279:ALA:HA	1:B:1282:LEU:HG	1.86	0.56
1:A:739:VAL:HG12	1:A:740:LEU:H	1.70	0.56
1:B:773:LEU:HD22	1:B:800:VAL:HG21	1.88	0.56
1:B:1452:THR:O	1:B:1456:GLN:HG2	2.05	0.56
1:A:1123:ARG:HA	1:A:1126:PHE:CE2	2.41	0.56
1:A:35:ASP:OD1	1:A:36:ASP:N	2.36	0.56
1:A:1263:LEU:HD23	1:A:1313:VAL:HG13	1.88	0.56
1:B:347:LEU:HD21	1:B:355:MSE:SE	2.55	0.56
1:B:1267:VAL:HG23	1:B:1272:LEU:HD21	1.88	0.56
1:B:954:THR:HG23	1:B:980:ALA:HB3	1.88	0.56
1:A:184:LEU:O	1:A:188:LEU:N	2.38	0.56
1:A:253:ASP:OD1	1:A:278:ARG:NH1	2.39	0.56
1:A:1389:TRP:CZ2	1:A:1518:TYR:HB2	2.40	0.56

Continued on next page...

Continued from previous page...

Atom-1	Atom-2	Interatomic distance (Å)	Clash overlap (Å)
1:B:1501:ARG:HD2	1:B:1507:SER:HB2	1.87	0.56
1:A:177:LEU:HD21	1:A:207:LEU:HD13	1.88	0.56
1:A:909:LEU:HB3	1:A:913:PHE:HD1	1.71	0.56
1:A:938:LYS:O	1:A:942:ARG:HG3	2.06	0.56
1:B:1193:GLN:HE22	1:B:1256:MSE:HE2	1.71	0.56
1:A:977:ARG:HE	1:A:993:PRO:HB3	1.70	0.55
1:B:856:VAL:HG23	1:B:870:PRO:HG3	1.88	0.55
1:A:1551:SER:OG	1:A:1552:ARG:NH2	2.39	0.55
1:A:1208:LEU:O	1:A:1211:HIS:HB2	2.06	0.55
1:B:1298:ILE:HA	1:B:1304:ARG:HG3	1.87	0.55
1:A:1005:LEU:HD13	1:A:1015:ASP:HB3	1.88	0.55
1:A:1027:VAL:HB	1:A:1041:VAL:HG21	1.87	0.55
1:B:657:VAL:HG23	1:B:707:THR:HG22	1.88	0.55
1:A:1345:ALA:HB3	1:A:1390:LEU:HD21	1.89	0.55
1:B:970:MSE:HE1	1:B:995:ALA:HA	1.88	0.55
1:A:855:ASP:OD1	1:A:856:VAL:N	2.40	0.55
1:B:898:ALA:HB1	1:B:913:PHE:HE2	1.72	0.55
1:B:788:ARG:HH11	1:B:791:ASP:HB2	1.71	0.55
1:A:508:ILE:HA	1:A:511:LEU:HG	1.89	0.55
1:A:1298:ILE:HA	1:A:1304:ARG:HG3	1.89	0.55
1:A:1196:LEU:HD21	1:A:1321:GLY:HA2	1.89	0.54
1:B:1047:LEU:HD22	1:B:1062:ALA:O	2.07	0.54
1:B:1123:ARG:HA	1:B:1126:PHE:CE2	2.41	0.54
1:B:370:LEU:HD22	1:B:452:ILE:HD13	1.89	0.54
1:B:970:MSE:HG3	1:B:999:TRP:HD1	1.70	0.54
1:A:1451:ALA:HA	1:A:1454:LEU:HD13	1.89	0.54
1:B:609:TRP:CG	1:B:610:HIS:N	2.75	0.54
1:A:1067:PRO:HB3	1:A:1106:ARG:HB2	1.89	0.54
1:A:1157:ILE:HG23	1:A:1171:ARG:HD3	1.90	0.54
1:A:1119:THR:HG23	1:A:1122:GLY:H	1.72	0.54
1:B:1263:LEU:HD23	1:B:1313:VAL:HG13	1.89	0.54
1:A:298:ALA:O	1:A:341:ARG:NH1	2.41	0.54
1:A:970:MSE:HG3	1:A:999:TRP:CD1	2.41	0.54
1:B:938:LYS:O	1:B:942:ARG:HG3	2.07	0.54
1:B:947:ASP:O	1:B:951:GLN:NE2	2.40	0.54
1:A:173:MSE:HB2	1:A:235:LEU:HD21	1.89	0.54
1:A:178:HIS:O	1:A:182:ASN:ND2	2.37	0.54
1:A:1373:ASP:HA	1:A:1376:THR:HG22	1.90	0.54
1:A:609:TRP:CG	1:A:610:HIS:N	2.77	0.53
1:A:788:ARG:HH11	1:A:791:ASP:HB2	1.73	0.53
1:B:1421:TRP:O	1:B:1423:ARG:NH1	2.42	0.53

Continued on next page...

Continued from previous page...

Atom-1	Atom-2	Interatomic distance (Å)	Clash overlap (Å)
1:B:1341:ARG:HD3	1:B:1400:VAL:HG21	1.89	0.53
1:B:1546:GLU:HG3	1:B:1553:VAL:HG11	1.90	0.53
1:A:45:ALA:HB1	1:A:59:LYS:HD2	1.90	0.53
1:A:778:VAL:HG13	1:A:882:TYR:H	1.73	0.53
1:A:1452:THR:O	1:A:1456:GLN:HG2	2.07	0.53
1:A:38:VAL:HG11	1:A:135:TRP:HZ2	1.73	0.53
1:A:559:GLU:OE2	1:B:559:GLU:OE2	2.26	0.53
1:A:1503:ASP:OD1	1:A:1504:ARG:N	2.39	0.53
1:A:554:VAL:HG12	1:A:581:PRO:HA	1.89	0.53
1:B:737:ARG:NH1	1:B:844:GLU:OE2	2.41	0.53
1:B:1110:ILE:HB	1:B:1133:ILE:HG22	1.89	0.53
1:A:1474:ASP:OD1	1:A:1474:ASP:N	2.41	0.53
1:B:789:ARG:HB3	1:B:820:VAL:HG11	1.91	0.53
1:B:977:ARG:HE	1:B:993:PRO:HB3	1.72	0.53
1:A:1087:ASP:OD1	1:A:1099:ARG:NH2	2.42	0.53
1:A:1330:GLU:HB2	1:A:1388:ARG:HH12	1.72	0.53
1:A:559:GLU:O	1:B:561:PRO:HD3	2.09	0.53
1:B:470:ALA:HB1	1:B:502:ILE:HG21	1.91	0.53
1:B:1474:ASP:N	1:B:1474:ASP:OD1	2.41	0.53
1:A:803:GLN:O	1:A:807:ASN:ND2	2.30	0.53
1:A:727:PHE:CE1	1:A:851:SER:HB2	2.44	0.53
1:B:723:ARG:NH2	1:B:857:THR:O	2.42	0.53
1:A:1030:ARG:HD3	1:A:1033:LYS:HG3	1.90	0.52
1:B:554:VAL:HG12	1:B:581:PRO:HA	1.91	0.52
1:A:671:LEU:HD13	1:A:718:ILE:HD12	1.90	0.52
1:A:1321:GLY:HA3	1:A:1380:ARG:HH22	1.74	0.52
1:B:1055:THR:HG23	1:B:1058:ALA:H	1.74	0.52
1:B:62:VAL:HG22	1:B:73:LEU:HG	1.92	0.52
1:B:1363:GLY:HA2	1:B:1367:VAL:HB	1.91	0.52
1:B:508:ILE:HA	1:B:511:LEU:HG	1.91	0.52
1:B:1011:SER:HB2	1:B:1014:ALA:HB3	1.91	0.52
1:A:1283:PRO:HB3	1:A:1291:ARG:HG2	1.92	0.52
1:B:855:ASP:OD1	1:B:856:VAL:N	2.42	0.52
1:A:418:ARG:HG2	1:B:421:GLU:HG2	1.91	0.52
1:B:971:LEU:HA	1:B:999:TRP:HE1	1.73	0.52
1:A:971:LEU:HD13	1:A:999:TRP:HZ2	1.75	0.52
1:B:432:ARG:NH2	1:B:433:LEU:O	2.43	0.52
1:B:627:LEU:HD21	1:B:635:LEU:HD12	1.91	0.52
1:B:1207:LEU:HD23	1:B:1501:ARG:NH1	2.24	0.52
1:B:1437:PHE:HB3	1:B:1442:VAL:HB	1.92	0.52
1:A:843:VAL:HG22	1:A:894:PHE:HE1	1.75	0.52

Continued on next page...

Continued from previous page...

Atom-1	Atom-2	Interatomic distance (Å)	Clash overlap (Å)
1:B:400:MSE:HE1	1:B:459:ALA:HB1	1.92	0.52
1:B:520:LEU:HG	1:B:531:LEU:HG	1.93	0.52
1:B:1210:VAL:O	1:B:1214:MSE:HG2	2.09	0.52
1:B:1389:TRP:CZ2	1:B:1518:TYR:HB2	2.45	0.52
1:B:1037:ILE:HG13	1:B:1054:LEU:HD12	1.93	0.51
1:A:1115:ASN:HA	1:A:1136:ASP:OD2	2.10	0.51
1:B:1005:LEU:HD13	1:B:1015:ASP:HB3	1.92	0.51
1:B:1503:ASP:OD1	1:B:1504:ARG:N	2.41	0.51
1:A:222:VAL:O	1:A:285:ARG:NH2	2.40	0.51
1:A:318:LEU:HD21	1:A:328:PRO:HB3	1.92	0.51
1:A:789:ARG:HB3	1:A:820:VAL:HG11	1.92	0.51
1:A:1363:GLY:HA2	1:A:1367:VAL:HB	1.92	0.51
1:A:1422:LEU:HB3	1:A:1427:LYS:HB2	1.91	0.51
1:B:1214:MSE:HE1	1:B:1329:THR:HG21	1.92	0.51
1:A:504:ASP:O	1:A:508:ILE:HG23	2.10	0.51
1:B:780:ARG:HA	1:B:884:VAL:HB	1.92	0.51
1:A:1207:LEU:HA	1:A:1501:ARG:HH11	1.76	0.51
1:B:335:ILE:HG13	1:B:356:ALA:HB1	1.92	0.51
1:A:49:LEU:HD21	1:A:59:LYS:HE2	1.93	0.51
1:A:645:ALA:HB1	1:A:751:GLU:HG3	1.92	0.51
1:A:1315:ASP:OD1	1:A:1316:LEU:N	2.43	0.51
1:B:58:THR:OG1	1:B:160:LEU:HB3	2.11	0.51
1:A:546:LEU:HG	1:A:547:PRO:HD3	1.92	0.51
1:B:276:VAL:HG22	1:B:290:ARG:HG2	1.92	0.51
1:B:1520:SER:HB3	1:B:1582:ARG:HG3	1.92	0.51
1:A:727:PHE:HB3	1:A:739:VAL:HB	1.93	0.50
1:A:898:ALA:HB1	1:A:913:PHE:HE2	1.75	0.50
1:B:262:MSE:SE	1:B:263:PRO:HD2	2.61	0.50
1:A:970:MSE:HE1	1:A:995:ALA:HA	1.92	0.50
1:B:942:ARG:HB3	1:B:1369:THR:HB	1.94	0.50
1:A:296:THR:O	1:A:341:ARG:NH2	2.44	0.50
1:B:998:SER:OG	1:B:1002:ARG:NE	2.44	0.50
1:B:1067:PRO:HB3	1:B:1106:ARG:HB2	1.94	0.50
1:B:1416:PRO:O	1:B:1419:SER:HB3	2.10	0.50
1:A:513:ASP:OD1	1:A:566:ARG:NH2	2.45	0.50
1:A:947:ASP:O	1:A:951:GLN:NE2	2.44	0.50
1:B:656:SER:HA	1:B:659:ASN:ND2	2.26	0.50
1:B:1419:SER:OG	1:B:1448:TYR:OH	2.22	0.50
1:A:1081:LYS:HZ2	1:A:1099:ARG:HD3	1.76	0.50
1:A:1415:THR:HG23	1:A:1416:PRO:HD3	1.93	0.50
1:B:752:LEU:HD23	1:B:793:ARG:HH22	1.77	0.50

Continued on next page...

Continued from previous page...

Atom-1	Atom-2	Interatomic distance (Å)	Clash overlap (Å)
1:A:942:ARG:HB3	1:A:1369:THR:HB	1.94	0.50
1:B:1315:ASP:OD1	1:B:1316:LEU:N	2.45	0.50
1:A:1055:THR:HG23	1:A:1058:ALA:H	1.77	0.50
1:B:381:VAL:HG23	1:B:431:VAL:HB	1.94	0.50
1:B:782:GLY:O	1:B:816:LYS:HA	2.12	0.50
1:B:789:ARG:HD3	1:B:820:VAL:HG11	1.93	0.50
1:B:942:ARG:HG2	1:B:946:VAL:HG23	1.94	0.50
1:B:1355:VAL:O	1:B:1359:ILE:HG12	2.11	0.50
1:A:389:ARG:HG3	1:A:390:ASP:H	1.76	0.50
1:A:606:THR:HB	1:A:611:GLY:HA3	1.94	0.50
1:B:546:LEU:HG	1:B:547:PRO:HD3	1.94	0.50
1:B:779:ALA:HB3	1:B:812:PRO:HB3	1.94	0.50
1:B:1160:ALA:HB2	1:B:1294:LEU:HD21	1.94	0.50
1:B:518:LEU:HD13	1:B:605:VAL:HG21	1.93	0.49
1:B:970:MSE:HE3	1:B:999:TRP:HB2	1.94	0.49
1:A:656:SER:HA	1:A:659:ASN:ND2	2.26	0.49
1:A:1264:LYS:HA	1:A:1267:VAL:HG12	1.94	0.49
1:A:1465:ILE:HA	1:A:1468:ILE:HD12	1.93	0.49
1:B:769:GLU:OE2	1:B:789:ARG:NH1	2.45	0.49
1:B:808:ALA:O	1:B:1264:LYS:NZ	2.42	0.49
1:B:1373:ASP:HA	1:B:1376:THR:HG22	1.94	0.49
1:A:264:SER:H	1:A:267:ARG:HH21	1.60	0.49
1:B:898:ALA:HB1	1:B:913:PHE:CE2	2.48	0.49
1:A:1341:ARG:HD3	1:A:1400:VAL:HG21	1.94	0.49
1:B:259:GLN:HB2	1:B:380:PHE:CZ	2.47	0.49
1:A:974:LYS:HG2	1:A:975:HIS:CD2	2.48	0.49
1:B:1272:LEU:HD23	1:B:1337:VAL:HG12	1.94	0.49
1:B:1330:GLU:HB2	1:B:1388:ARG:HH12	1.78	0.49
1:A:257:LEU:HB3	1:A:346:ALA:HA	1.95	0.49
1:A:780:ARG:NH1	1:A:1147:SER:OG	2.45	0.49
1:A:909:LEU:HB3	1:A:913:PHE:CD1	2.48	0.49
1:B:1301:HIS:HB3	1:B:1304:ARG:HG2	1.95	0.49
1:B:178:HIS:O	1:B:182:ASN:ND2	2.40	0.49
1:B:1118:VAL:HG21	1:B:1126:PHE:HE2	1.78	0.49
1:A:560:ARG:NE	1:B:561:PRO:HD2	2.26	0.49
1:A:859:ASN:HB2	1:A:868:VAL:HB	1.95	0.49
1:B:961:MSE:HA	1:B:964:ASP:HB3	1.95	0.49
1:B:1359:ILE:HD12	1:B:1375:MSE:SE	2.63	0.49
1:B:1405:ASN:OD1	1:B:1406:ARG:N	2.43	0.49
1:B:1145:ASP:HA	1:B:1148:ASP:OD2	2.13	0.48
1:A:516:VAL:HG12	1:A:534:TYR:HB2	1.93	0.48

Continued on next page...

Continued from previous page...

Atom-1	Atom-2	Interatomic distance (Å)	Clash overlap (Å)
1:B:1240:ARG:HD3	1:B:1247:LEU:HD21	1.95	0.48
1:B:1465:ILE:HD11	1:B:1522:ARG:HB2	1.95	0.48
1:A:782:GLY:O	1:A:816:LYS:HA	2.14	0.48
1:A:898:ALA:HB1	1:A:913:PHE:CE2	2.48	0.48
1:A:998:SER:OG	1:A:1002:ARG:NE	2.46	0.48
1:A:1537:ASN:OD1	1:A:1538:GLY:N	2.47	0.48
1:B:535:LEU:HD22	1:B:540:ALA:HB3	1.95	0.48
1:B:800:VAL:HG22	1:B:816:LYS:H	1.78	0.48
1:B:1411:VAL:O	1:B:1415:THR:HG22	2.13	0.48
1:A:1381:ARG:O	1:A:1385:ARG:HG2	2.13	0.48
1:A:1531:VAL:HG11	1:A:1545:TRP:HB2	1.94	0.48
1:B:810:ILE:HG13	1:B:812:PRO:HD3	1.96	0.48
1:B:1556:ALA:HB2	1:B:1584:MSE:HG3	1.95	0.48
1:A:505:ILE:O	1:A:508:ILE:HG13	2.13	0.48
1:A:1031:GLN:HG2	1:A:1032:GLN:HG3	1.94	0.48
1:A:1145:ASP:HA	1:A:1148:ASP:OD2	2.13	0.48
1:B:974:LYS:HG2	1:B:975:HIS:CD2	2.48	0.48
1:A:1480:TYR:O	1:A:1483:LEU:HG	2.14	0.48
1:A:1374:ARG:O	1:A:1377:LEU:HG	2.14	0.48
1:B:739:VAL:HG12	1:B:740:LEU:N	2.29	0.48
1:A:264:SER:H	1:A:267:ARG:NH2	2.11	0.48
1:A:507:LEU:HD13	1:A:519:VAL:HG21	1.96	0.48
1:B:788:ARG:O	1:B:792:PHE:HB2	2.14	0.48
1:B:909:LEU:HB3	1:B:913:PHE:HD1	1.78	0.48
1:A:246:PRO:HD3	1:A:290:ARG:HH21	1.78	0.47
1:A:727:PHE:N	1:A:739:VAL:O	2.46	0.47
1:A:563:THR:HG22	1:A:573:TRP:CD1	2.49	0.47
1:A:654:ILE:HA	1:A:657:VAL:HG12	1.95	0.47
1:B:1119:THR:HG23	1:B:1122:GLY:H	1.79	0.47
1:A:1321:GLY:HA3	1:A:1380:ARG:HH12	1.80	0.47
1:B:1031:GLN:HG2	1:B:1032:GLN:HG3	1.95	0.47
1:A:369:LEU:HB3	1:A:386:TYR:CZ	2.49	0.47
1:B:666:ARG:HA	1:B:669:ILE:HD12	1.95	0.47
1:A:723:ARG:NH2	1:A:857:THR:O	2.48	0.47
1:A:977:ARG:NE	1:A:993:PRO:HB3	2.30	0.47
1:A:1037:ILE:HG13	1:A:1054:LEU:HD12	1.96	0.47
1:A:41:ASP:HB3	1:A:74:GLN:OE1	2.15	0.47
1:A:717:LEU:HG	1:A:749:ILE:HG22	1.96	0.47
1:A:971:LEU:HA	1:A:999:TRP:HE1	1.80	0.47
1:A:1282:LEU:HB2	1:A:1283:PRO:HD3	1.95	0.47
1:A:1405:ASN:OD1	1:A:1406:ARG:N	2.44	0.47

Continued on next page...

Continued from previous page...

Atom-1	Atom-2	Interatomic distance (Å)	Clash overlap (Å)
1:B:530:LYS:HB3	1:B:576:GLN:OE1	2.14	0.47
1:B:717:LEU:HG	1:B:749:ILE:HG22	1.97	0.47
1:B:1282:LEU:HB2	1:B:1283:PRO:HD3	1.96	0.47
1:B:1423:ARG:H	1:B:1481:PHE:HE2	1.62	0.47
1:A:911:ASP:HB3	1:A:1154:LYS:HE3	1.97	0.47
1:B:821:VAL:HG22	1:B:845:CYS:SG	2.55	0.47
1:B:858:ASP:OD1	1:B:859:ASN:N	2.48	0.47
1:B:1483:LEU:HD22	1:B:1528:VAL:HG21	1.97	0.47
1:B:767:ARG:O	1:B:822:LYS:HB3	2.15	0.47
1:B:264:SER:H	1:B:267:ARG:NH2	2.13	0.47
1:B:464:GLY:O	1:B:466:ARG:NH2	2.48	0.47
1:B:490:GLU:HA	1:B:493:LYS:HB3	1.97	0.47
1:B:612:ARG:NH1	1:B:633:VAL:HG11	2.30	0.47
1:B:1082:ALA:HA	1:B:1102:GLY:H	1.79	0.47
1:B:1403:GLU:HG3	1:B:1406:ARG:HH11	1.80	0.47
1:A:582:HIS:CG	1:A:583:PRO:HD2	2.50	0.46
1:A:1426:ASP:O	1:A:1429:ILE:HG13	2.15	0.46
1:B:253:ASP:OD1	1:B:253:ASP:N	2.47	0.46
1:A:206:TRP:HA	1:A:209:ASP:OD2	2.15	0.46
1:A:74:GLN:HB3	1:A:137:LEU:HD12	1.97	0.46
1:A:560:ARG:HD3	1:B:560:ARG:HD3	1.97	0.46
1:A:739:VAL:HG12	1:A:740:LEU:N	2.29	0.46
1:A:810:ILE:HG13	1:A:812:PRO:HD3	1.97	0.46
1:A:1002:ARG:HA	1:A:1005:LEU:HG	1.96	0.46
1:B:264:SER:H	1:B:267:ARG:HH21	1.62	0.46
1:B:592:GLU:HA	1:B:595:ARG:HE	1.81	0.46
1:B:1480:TYR:O	1:B:1483:LEU:HG	2.15	0.46
1:A:612:ARG:NH1	1:A:633:VAL:HG11	2.30	0.46
1:A:1163:ALA:HB1	1:A:1165:LYS:HE2	1.97	0.46
1:B:1084:THR:HG21	1:B:1121:LEU:HD13	1.97	0.46
1:B:1451:ALA:HA	1:B:1454:LEU:HD13	1.96	0.46
1:A:368:THR:HA	1:A:386:TYR:O	2.15	0.46
1:B:1002:ARG:HA	1:B:1005:LEU:HG	1.96	0.46
1:A:628:THR:O	1:A:632:VAL:HG13	2.15	0.46
1:A:779:ALA:HB3	1:A:812:PRO:HB3	1.96	0.46
1:A:781:GLY:O	1:A:885:VAL:HA	2.16	0.46
1:A:781:GLY:N	1:A:884:VAL:O	2.43	0.46
1:A:787:ASP:OD1	1:A:787:ASP:N	2.49	0.46
1:A:788:ARG:O	1:A:792:PHE:HB2	2.14	0.46
1:B:173:MSE:SE	1:B:214:LEU:HB3	2.66	0.46
1:B:389:ARG:HG3	1:B:390:ASP:H	1.80	0.46

Continued on next page...

Continued from previous page...

Atom-1	Atom-2	Interatomic distance (Å)	Clash overlap (Å)
1:A:529:TRP:CD1	1:A:579:ILE:HB	2.51	0.46
1:A:1385:ARG:NH1	1:A:1497:SER:OG	2.48	0.46
1:B:582:HIS:CG	1:B:583:PRO:HD2	2.51	0.46
1:B:939:ARG:HB3	1:B:1194:ASN:HD22	1.81	0.46
1:B:979:VAL:HG23	1:B:980:ALA:H	1.81	0.46
1:A:1081:LYS:NZ	1:A:1099:ARG:HD3	2.31	0.46
1:B:529:TRP:CD1	1:B:579:ILE:HB	2.51	0.46
1:B:727:PHE:CE1	1:B:851:SER:HB2	2.50	0.46
1:B:1462:VAL:HG11	1:B:1477:ALA:HB2	1.98	0.46
1:A:603:ASP:O	1:A:606:THR:OG1	2.23	0.46
1:A:470:ALA:HB1	1:A:502:ILE:HG21	1.98	0.46
1:A:953:PHE:CZ	1:A:1070:LEU:HD22	2.51	0.46
1:B:617:ARG:HD3	1:B:651:GLN:HE21	1.81	0.46
1:A:989:LEU:HD22	1:A:1045:LEU:HD12	1.97	0.45
1:B:359:VAL:HB	1:B:369:LEU:HD22	1.98	0.45
1:B:1157:ILE:HA	1:B:1171:ARG:HH11	1.80	0.45
1:B:568:ASP:OD1	1:B:568:ASP:N	2.48	0.45
1:A:663:HIS:HA	1:A:666:ARG:HG2	1.98	0.45
1:B:246:PRO:HD3	1:B:290:ARG:HH21	1.81	0.45
1:B:654:ILE:HA	1:B:657:VAL:HG12	1.98	0.45
1:B:1252:LEU:O	1:B:1256:MSE:HG2	2.16	0.45
1:B:1415:THR:HG23	1:B:1416:PRO:HD3	1.99	0.45
1:B:1422:LEU:HB3	1:B:1427:LYS:HB2	1.97	0.45
1:A:386:TYR:HB3	1:A:426:VAL:HB	1.98	0.45
1:A:548:MSE:SE	1:A:620:GLU:HG3	2.67	0.45
1:A:1520:SER:HB3	1:A:1582:ARG:HG3	1.97	0.45
1:A:1579:ARG:HA	1:A:1582:ARG:HB3	1.99	0.45
1:A:390:ASP:HB3	1:A:463:TRP:HH2	1.81	0.45
1:A:568:ASP:OD1	1:A:568:ASP:N	2.49	0.45
1:A:942:ARG:HA	1:A:946:VAL:HB	1.99	0.45
1:A:1483:LEU:HD22	1:A:1528:VAL:HG21	1.98	0.45
1:B:953:PHE:CZ	1:B:1070:LEU:HD22	2.52	0.45
1:A:942:ARG:HG2	1:A:946:VAL:HG23	1.99	0.45
1:B:989:LEU:HD22	1:B:1045:LEU:HD12	1.98	0.45
1:B:1426:ASP:O	1:B:1429:ILE:HG13	2.16	0.45
1:B:559:GLU:HA	1:B:577:PHE:HA	1.99	0.45
1:B:860:VAL:HA	1:B:908:TRP:CD1	2.40	0.45
1:B:1184:GLU:HA	1:B:1187:LEU:HB2	1.99	0.45
1:A:530:LYS:HB3	1:A:576:GLN:OE1	2.17	0.45
1:B:606:THR:HB	1:B:611:GLY:HA3	1.98	0.45
1:A:98:TYR:OH	1:A:101:ILE:HB	2.17	0.45

Continued on next page...

Continued from previous page...

Atom-1	Atom-2	Interatomic distance (Å)	Clash overlap (Å)
1:A:449:GLU:O	1:A:452:ILE:HG13	2.17	0.45
1:A:885:VAL:HG12	1:A:913:PHE:CD2	2.52	0.45
1:A:1154:LYS:NZ	1:A:1158:ASP:OD1	2.47	0.45
1:A:1178:MSE:HE3	1:A:1178:MSE:HB3	1.79	0.45
1:B:754:LEU:HD13	1:B:801:LYS:NZ	2.31	0.45
1:A:1355:VAL:O	1:A:1359:ILE:HG12	2.17	0.45
1:B:622:VAL:HG21	1:B:659:ASN:HA	1.98	0.45
1:B:909:LEU:HB3	1:B:913:PHE:CD1	2.52	0.45
1:A:726:TYR:HA	1:A:740:LEU:HA	1.98	0.44
1:A:827:LEU:HD22	1:A:834:ASP:HB3	1.99	0.44
1:A:1501:ARG:HA	1:A:1506:HIS:CG	2.51	0.44
1:A:1537:ASN:HB3	1:A:1540:GLU:HB3	1.98	0.44
1:B:1061:LYS:HA	1:B:1064:LEU:HD12	1.99	0.44
1:B:1490:ASP:OD1	1:B:1490:ASP:N	2.50	0.44
1:A:260:ALA:HB3	1:A:272:PRO:HD2	1.99	0.44
1:B:301:ASN:HB3	1:B:341:ARG:NH1	2.32	0.44
1:B:977:ARG:NE	1:B:993:PRO:HB3	2.32	0.44
1:B:1109:VAL:HA	1:B:1132:ARG:O	2.16	0.44
1:A:460:THR:HA	1:A:463:TRP:HE1	1.82	0.44
1:A:546:LEU:HD11	1:B:546:LEU:HD11	1.99	0.44
1:A:767:ARG:O	1:A:822:LYS:HB3	2.16	0.44
1:A:80:ALA:N	1:A:134:CYS:SG	2.84	0.44
1:A:155:LEU:O	1:A:159:ILE:HG22	2.18	0.44
1:A:389:ARG:HA	1:A:424:TRP:CG	2.53	0.44
1:B:74:GLN:HB2	1:B:135:TRP:NE1	2.33	0.44
1:B:601:PHE:HE1	1:B:624:ARG:HG3	1.82	0.44
1:B:1282:LEU:CD2	1:B:1308:ILE:HG21	2.46	0.44
1:A:613:VAL:O	1:A:766:PRO:HB3	2.17	0.44
1:A:622:VAL:HG21	1:A:659:ASN:HA	2.00	0.44
1:A:1421:TRP:O	1:A:1423:ARG:NH1	2.51	0.44
1:B:507:LEU:HD13	1:B:519:VAL:HG21	1.98	0.44
1:B:1154:LYS:NZ	1:B:1158:ASP:OD1	2.50	0.44
1:B:1580:GLN:O	1:B:1584:MSE:HG2	2.17	0.44
1:A:1047:LEU:HD22	1:A:1062:ALA:O	2.18	0.44
1:A:1213:ARG:HH21	1:A:1504:ARG:HB3	1.83	0.44
1:B:531:LEU:HB3	1:B:577:PHE:CZ	2.53	0.44
1:B:1374:ARG:O	1:B:1377:LEU:HG	2.17	0.44
1:A:253:ASP:OD1	1:A:253:ASP:N	2.49	0.44
1:A:764:TYR:CE2	1:A:769:GLU:HG2	2.53	0.44
1:B:518:LEU:HD22	1:B:605:VAL:HB	1.99	0.44
1:B:749:ILE:HD12	1:B:751:GLU:H	1.82	0.44

Continued on next page...

Continued from previous page...

Atom-1	Atom-2	Interatomic distance (Å)	Clash overlap (Å)
1:B:1381:ARG:O	1:B:1385:ARG:HG2	2.18	0.44
1:A:390:ASP:HB3	1:A:463:TRP:CH2	2.53	0.44
1:B:593:ALA:HA	1:B:596:ASP:OD2	2.18	0.44
1:A:592:GLU:HA	1:A:595:ARG:HE	1.82	0.44
1:A:858:ASP:OD1	1:A:859:ASN:N	2.51	0.44
1:A:1207:LEU:HD13	1:A:1326:TYR:HE2	1.82	0.44
1:B:1456:GLN:HA	1:B:1459:LEU:HG	1.99	0.44
1:A:821:VAL:HG22	1:A:845:CYS:SG	2.58	0.43
1:B:164:ARG:HA	1:B:164:ARG:HD2	1.89	0.43
1:B:321:ALA:HB1	1:B:323:ARG:HG2	1.99	0.43
1:B:531:LEU:N	1:B:576:GLN:OE1	2.51	0.43
1:B:843:VAL:HG22	1:B:894:PHE:HE1	1.83	0.43
1:B:1206:SER:O	1:B:1501:ARG:NH1	2.50	0.43
1:B:1537:ASN:HB3	1:B:1540:GLU:HB3	1.99	0.43
1:A:368:THR:HG23	1:A:387:LEU:HG	1.99	0.43
1:A:749:ILE:HD12	1:A:751:GLU:H	1.83	0.43
1:A:754:LEU:HD13	1:A:801:LYS:NZ	2.33	0.43
1:A:884:VAL:HA	1:A:913:PHE:HB2	2.00	0.43
1:B:387:LEU:HB2	1:B:424:TRP:CZ3	2.52	0.43
1:A:240:LEU:HD13	1:A:262:MSE:HE3	2.00	0.43
1:A:531:LEU:N	1:A:576:GLN:OE1	2.51	0.43
1:A:593:ALA:HA	1:A:596:ASP:OD2	2.18	0.43
1:A:1389:TRP:CZ2	1:A:1515:ASP:HA	2.53	0.43
1:B:563:THR:HG22	1:B:573:TRP:CD1	2.54	0.43
1:B:628:THR:O	1:B:632:VAL:HG13	2.19	0.43
1:A:301:ASN:HB3	1:A:341:ARG:NH1	2.34	0.43
1:A:1138:LEU:HD11	1:A:1197:MSE:HE1	1.99	0.43
1:A:1346:ILE:HG22	1:A:1352:ILE:HG13	2.00	0.43
1:B:1264:LYS:HA	1:B:1267:VAL:HG12	1.99	0.43
1:A:979:VAL:HG23	1:A:980:ALA:H	1.83	0.43
1:A:1206:SER:O	1:A:1501:ARG:NH1	2.52	0.43
1:B:72:ALA:HB1	1:B:137:LEU:HD11	1.99	0.43
1:B:220:CYS:HB2	1:B:288:GLU:HB3	2.01	0.43
1:B:316:GLU:O	1:B:320:MSE:HG2	2.19	0.43
1:B:851:SER:O	1:B:854:LEU:HG	2.18	0.43
1:B:1249:SER:N	1:B:1250:PRO:HD2	2.34	0.43
1:A:135:TRP:CZ2	1:A:137:LEU:HB2	2.52	0.43
1:A:1359:ILE:HD12	1:A:1375:MSE:SE	2.69	0.43
1:A:1544:GLU:O	1:A:1547:THR:OG1	2.36	0.43
1:B:531:LEU:HB3	1:B:577:PHE:CE2	2.54	0.43
1:A:620:GLU:HA	1:A:636:ARG:HH11	1.83	0.43

Continued on next page...

Continued from previous page...

Atom-1	Atom-2	Interatomic distance (Å)	Clash overlap (Å)
1:A:1264:LYS:HG3	1:A:1313:VAL:HG11	2.00	0.43
1:A:1310:THR:O	1:A:1314:ASN:ND2	2.51	0.43
1:B:784:ARG:HB3	1:B:888:ASP:OD1	2.19	0.43
1:B:798:GLY:HA2	1:B:801:LYS:HD2	1.99	0.43
1:B:1537:ASN:OD1	1:B:1538:GLY:N	2.51	0.43
1:B:1560:LEU:O	1:B:1563:ILE:HG13	2.19	0.43
1:A:752:LEU:HD11	1:A:756:ARG:HA	2.01	0.43
1:B:257:LEU:HD23	1:B:346:ALA:HB2	2.00	0.43
1:B:327:HIS:CG	1:B:327:HIS:O	2.71	0.43
1:B:752:LEU:HD11	1:B:756:ARG:HA	2.00	0.43
1:B:1065:LYS:HE2	1:B:1104:GLN:HB3	2.00	0.43
1:A:181:ALA:HA	1:A:204:LEU:HD13	2.00	0.43
1:A:561:PRO:HD2	1:B:560:ARG:NE	2.33	0.43
1:A:647:PHE:HB3	1:A:649:TYR:HD2	1.82	0.43
1:A:961:MSE:HA	1:A:964:ASP:HB3	2.01	0.43
1:A:1001:GLU:HG3	1:A:1022:SER:HB2	2.01	0.43
1:B:780:ARG:HB3	1:B:812:PRO:HB2	2.01	0.43
1:B:1465:ILE:HA	1:B:1468:ILE:HD12	2.00	0.43
1:A:369:LEU:HB3	1:A:386:TYR:CE2	2.54	0.43
1:A:531:LEU:HB3	1:A:577:PHE:CE2	2.53	0.43
1:B:350:LYS:O	1:B:353:LEU:HG	2.19	0.43
1:B:467:MSE:HE1	1:B:488:PHE:CZ	2.53	0.43
1:A:453:GLN:O	1:A:456:LEU:HG	2.19	0.42
1:A:846:TYR:CE2	1:A:894:PHE:HB3	2.53	0.42
1:A:1082:ALA:HA	1:A:1102:GLY:H	1.83	0.42
1:A:1298:ILE:HG23	1:A:1304:ARG:HB3	2.00	0.42
1:A:29:LEU:HD12	1:A:32:ALA:HB3	2.01	0.42
1:B:1359:ILE:HG23	1:B:1375:MSE:SE	2.69	0.42
1:A:1157:ILE:HG12	1:A:1171:ARG:HD3	2.02	0.42
1:A:1301:HIS:HB3	1:A:1304:ARG:HG2	2.01	0.42
1:B:617:ARG:HD3	1:B:651:GLN:NE2	2.35	0.42
1:B:743:LYS:HD2	1:B:877:ASP:OD2	2.19	0.42
1:A:492:TYR:O	1:A:496:PHE:HD1	2.02	0.42
1:B:860:VAL:HG22	1:B:862:LYS:HG2	2.01	0.42
1:B:1320:ALA:HB1	1:B:1324:TYR:HB2	2.01	0.42
1:A:229:VAL:HG21	1:A:290:ARG:NH1	2.35	0.42
1:B:548:MSE:O	1:B:552:MSE:HG2	2.20	0.42
1:B:596:ASP:O	1:B:599:GLN:HG2	2.19	0.42
1:B:1056:PRO:O	1:B:1060:ILE:HG12	2.19	0.42
1:A:539:SER:HB3	1:A:573:TRP:CZ2	2.54	0.42
1:A:559:GLU:HA	1:A:577:PHE:HA	2.02	0.42

Continued on next page...

Continued from previous page...

Atom-1	Atom-2	Interatomic distance (Å)	Clash overlap (Å)
1:A:1411:VAL:O	1:A:1415:THR:HG22	2.19	0.42
1:B:1325:ALA:HA	1:B:1328:ILE:HG22	2.01	0.42
1:A:668:LEU:HA	1:A:671:LEU:HD12	2.02	0.42
1:A:1207:LEU:HA	1:A:1501:ARG:NH1	2.33	0.42
1:A:1403:GLU:HG3	1:A:1406:ARG:HH11	1.85	0.42
1:A:1560:LEU:O	1:A:1563:ILE:HG13	2.20	0.42
1:B:387:LEU:HB2	1:B:424:TRP:CE3	2.55	0.42
1:A:256:VAL:HG12	1:A:276:VAL:HB	2.01	0.42
1:A:327:HIS:CG	1:A:327:HIS:O	2.73	0.42
1:A:387:LEU:HB2	1:A:424:TRP:CZ3	2.54	0.42
1:A:1132:ARG:NH1	1:A:1201:ARG:HD3	2.34	0.42
1:A:1393:TYR:OH	1:A:1461:ASP:OD2	2.38	0.42
1:B:256:VAL:HG12	1:B:276:VAL:HB	2.01	0.42
1:B:505:ILE:O	1:B:508:ILE:HG13	2.19	0.42
1:B:613:VAL:O	1:B:766:PRO:HB3	2.19	0.42
1:A:173:MSE:SE	1:A:214:LEU:HB3	2.69	0.42
1:A:743:LYS:HA	1:A:761:ILE:HA	2.02	0.42
1:B:305:LEU:HD11	1:B:309:LEU:HD13	2.00	0.42
1:B:459:ALA:HA	1:B:462:ASN:ND2	2.34	0.42
1:B:1132:ARG:NH1	1:B:1201:ARG:HD3	2.35	0.42
1:A:271:TYR:CE2	1:A:430:THR:HG21	2.43	0.42
1:A:381:VAL:HG23	1:A:431:VAL:HB	2.02	0.42
1:A:558:GLU:HB2	1:B:561:PRO:HG3	2.01	0.42
1:A:1056:PRO:HA	1:A:1059:LEU:HB2	2.02	0.42
1:B:259:GLN:HB2	1:B:380:PHE:HZ	1.83	0.42
1:B:295:PHE:HD2	1:B:342:PRO:HB3	1.85	0.42
1:B:971:LEU:HD13	1:B:999:TRP:HZ2	1.85	0.42
1:A:789:ARG:HD3	1:A:820:VAL:HG11	2.02	0.41
1:A:1490:ASP:OD1	1:A:1490:ASP:N	2.50	0.41
1:B:796:ILE:HA	1:B:799:LEU:HD12	2.02	0.41
1:B:98:TYR:OH	1:B:101:ILE:HB	2.19	0.41
1:B:678:PRO:HD2	1:B:873:VAL:HG11	2.01	0.41
1:A:349:SER:O	1:A:352:LEU:HG	2.19	0.41
1:A:986:ASP:OD1	1:A:987:ILE:N	2.53	0.41
1:B:638:TYR:OH	1:B:717:LEU:O	2.37	0.41
1:B:885:VAL:HG12	1:B:913:PHE:CD2	2.55	0.41
1:B:934:TRP:HA	1:B:937:VAL:HB	2.02	0.41
1:B:1226:ARG:HA	1:B:1226:ARG:HD3	1.87	0.41
1:B:1512:ALA:HA	1:B:1515:ASP:OD2	2.20	0.41
1:B:390:ASP:HB3	1:B:463:TRP:HH2	1.85	0.41
1:B:465:ASP:HB2	1:B:468:ILE:HD12	2.02	0.41

Continued on next page...

Continued from previous page...

Atom-1	Atom-2	Interatomic distance (Å)	Clash overlap (Å)
1:B:504:ASP:O	1:B:508:ILE:HG23	2.20	0.41
1:B:644:GLN:HG3	1:B:769:GLU:OE1	2.20	0.41
1:B:1056:PRO:HA	1:B:1059:LEU:HB2	2.02	0.41
1:B:1322:ILE:HB	1:B:1326:TYR:CZ	2.55	0.41
1:A:184:LEU:HD12	1:A:204:LEU:HD11	2.02	0.41
1:A:1056:PRO:O	1:A:1060:ILE:HG12	2.20	0.41
1:A:1061:LYS:HA	1:A:1064:LEU:HD12	2.03	0.41
1:B:781:GLY:O	1:B:885:VAL:HA	2.20	0.41
1:A:1252:LEU:O	1:A:1256:MSE:HG2	2.21	0.41
1:A:1282:LEU:CD2	1:A:1308:ILE:HG21	2.48	0.41
1:B:603:ASP:O	1:B:606:THR:OG1	2.20	0.41
1:B:757:PRO:HG3	1:B:773:LEU:HG	2.02	0.41
1:B:965:VAL:HG21	1:B:1072:TRP:NE1	2.35	0.41
1:B:1215:ILE:O	1:B:1219:VAL:HG23	2.20	0.41
1:B:1510:ARG:HH11	1:B:1514:ARG:NH2	2.19	0.41
1:A:305:LEU:HD11	1:A:309:LEU:HD13	2.02	0.41
1:A:884:VAL:HG13	1:A:913:PHE:HA	2.02	0.41
1:A:1060:ILE:O	1:A:1063:ILE:HG13	2.19	0.41
1:A:1556:ALA:HB2	1:A:1584:MSE:HG3	2.02	0.41
1:B:954:THR:OG1	1:B:1068:VAL:HG11	2.21	0.41
1:B:1055:THR:OG1	1:B:1057:PRO:HD2	2.21	0.41
1:A:462:ASN:OD1	1:A:463:TRP:N	2.53	0.41
1:A:582:HIS:CD2	1:A:583:PRO:HD2	2.56	0.41
1:A:780:ARG:HB3	1:A:812:PRO:HB2	2.02	0.41
1:A:851:SER:O	1:A:854:LEU:HG	2.21	0.41
1:A:1325:ALA:HA	1:A:1328:ILE:HG22	2.02	0.41
1:B:317:ALA:HA	1:B:320:MSE:HG2	2.02	0.41
1:B:372:LEU:HD13	1:B:383:CYS:HB2	2.02	0.41
1:B:582:HIS:CD2	1:B:583:PRO:HD2	2.56	0.41
1:B:981:ALA:HB3	1:B:988:PHE:CE1	2.56	0.41
1:B:1472:GLU:HA	1:B:1473:PRO:HD3	1.82	0.41
1:A:535:LEU:HD22	1:A:540:ALA:HB3	2.02	0.41
1:A:750:LYS:HE3	1:A:750:LYS:HB3	1.91	0.41
1:A:808:ALA:O	1:A:1264:LYS:NZ	2.40	0.41
1:A:1084:THR:HG21	1:A:1121:LEU:HD13	2.02	0.41
1:A:1512:ALA:HA	1:A:1515:ASP:OD2	2.20	0.41
1:B:317:ALA:HB1	1:B:353:LEU:HD13	2.03	0.41
1:B:368:THR:HG23	1:B:387:LEU:HG	2.03	0.41
1:B:654:ILE:HG22	1:B:658:LEU:HD23	2.02	0.41
1:B:663:HIS:HA	1:B:666:ARG:HG2	2.02	0.41
1:B:726:TYR:HA	1:B:740:LEU:HA	2.03	0.41

Continued on next page...

Continued from previous page...

Atom-1	Atom-2	Interatomic distance (Å)	Clash overlap (Å)
1:B:1418:MSE:SE	1:B:1421:TRP:HB2	2.70	0.41
1:A:215:LEU:HG	1:A:293:GLY:HA2	2.03	0.41
1:A:276:VAL:HG22	1:A:290:ARG:HG2	2.02	0.41
1:A:1109:VAL:HA	1:A:1132:ARG:O	2.21	0.41
1:B:203:LEU:HD13	1:B:309:LEU:HD21	2.02	0.41
1:B:676:PHE:HE1	1:B:726:TYR:HE1	1.67	0.41
1:B:1123:ARG:HA	1:B:1126:PHE:CZ	2.55	0.41
1:A:928:ILE:H	1:A:928:ILE:HG13	1.79	0.40
1:B:449:GLU:O	1:B:452:ILE:HG13	2.20	0.40
1:B:531:LEU:HD23	1:B:532:THR:N	2.36	0.40
1:B:1060:ILE:O	1:B:1063:ILE:HG13	2.21	0.40
1:A:981:ALA:HB3	1:A:988:PHE:CE1	2.57	0.40
1:A:1480:TYR:CE1	1:A:1525:CYS:HB2	2.56	0.40
1:B:159:ILE:HD13	1:B:265:TYR:HB2	2.02	0.40
1:B:532:THR:OG1	1:B:576:GLN:NE2	2.55	0.40
1:B:1507:SER:HA	1:B:1510:ARG:HG2	2.02	0.40
1:A:389:ARG:HA	1:A:424:TRP:CD1	2.57	0.40
1:B:645:ALA:HB1	1:B:751:GLU:HG3	2.03	0.40
1:A:326:SER:O	1:A:327:HIS:ND1	2.54	0.40
1:A:618:PHE:O	1:A:620:GLU:N	2.55	0.40
1:A:934:TRP:HA	1:A:937:VAL:HB	2.02	0.40
1:B:582:HIS:HB3	1:B:585:ILE:HG23	2.03	0.40
1:B:942:ARG:HA	1:B:946:VAL:HB	2.04	0.40
1:A:699:ILE:HG23	1:A:708:ASP:HB2	2.04	0.40
1:A:798:GLY:HA2	1:A:801:LYS:HD2	2.03	0.40
1:A:1249:SER:N	1:A:1250:PRO:HD2	2.37	0.40
1:B:349:SER:O	1:B:352:LEU:HG	2.22	0.40
1:B:596:ASP:HA	1:B:599:GLN:HG2	2.03	0.40
1:B:779:ALA:CB	1:B:812:PRO:HB3	2.51	0.40
1:B:1577:ALA:O	1:B:1581:ILE:HG12	2.22	0.40

There are no symmetry-related clashes.

5.3 Torsion angles [i](#)

5.3.1 Protein backbone [i](#)

In the following table, the Percentiles column shows the percent Ramachandran outliers of the chain as a percentile score with respect to all X-ray entries followed by that with respect to entries of similar resolution.

The Analysed column shows the number of residues for which the backbone conformation was analysed, and the total number of residues.

Mol	Chain	Analysed	Favoured	Allowed	Outliers	Percentiles	
1	A	1480/1611 (92%)	1377 (93%)	100 (7%)	3 (0%)	47	81
1	B	1461/1611 (91%)	1359 (93%)	99 (7%)	3 (0%)	47	81
All	All	2941/3222 (91%)	2736 (93%)	199 (7%)	6 (0%)	47	81

All (6) Ramachandran outliers are listed below:

Mol	Chain	Res	Type
1	A	1366	GLY
1	B	1366	GLY
1	A	780	ARG
1	A	1470	ASP
1	B	780	ARG
1	B	1470	ASP

5.3.2 Protein sidechains [i](#)

In the following table, the Percentiles column shows the percent sidechain outliers of the chain as a percentile score with respect to all X-ray entries followed by that with respect to entries of similar resolution.

The Analysed column shows the number of residues for which the sidechain conformation was analysed, and the total number of residues.

Mol	Chain	Analysed	Rotameric	Outliers	Percentiles	
1	A	1210/1266 (96%)	1203 (99%)	7 (1%)	86	92
1	B	1197/1266 (94%)	1189 (99%)	8 (1%)	84	90
All	All	2407/2532 (95%)	2392 (99%)	15 (1%)	86	92

All (15) residues with a non-rotameric sidechain are listed below:

Mol	Chain	Res	Type
1	A	137	LEU
1	A	235	LEU
1	A	380	PHE
1	A	955	VAL
1	A	979	VAL
1	A	1152	ASN
1	A	1301	HIS

Continued on next page...

Continued from previous page...

Mol	Chain	Res	Type
1	B	137	LEU
1	B	235	LEU
1	B	380	PHE
1	B	955	VAL
1	B	979	VAL
1	B	1152	ASN
1	B	1301	HIS
1	B	1375	MSE

Sometimes sidechains can be flipped to improve hydrogen bonding and reduce clashes. All (2) such sidechains are listed below:

Mol	Chain	Res	Type
1	B	1193	GLN
1	B	1456	GLN

5.3.3 RNA [i](#)

There are no RNA molecules in this entry.

5.4 Non-standard residues in protein, DNA, RNA chains [i](#)

There are no non-standard protein/DNA/RNA residues in this entry.

5.5 Carbohydrates [i](#)

There are no monosaccharides in this entry.

5.6 Ligand geometry [i](#)

There are no ligands in this entry.

5.7 Other polymers [i](#)

There are no such residues in this entry.

5.8 Polymer linkage issues [i](#)

There are no chain breaks in this entry.

6 Fit of model and data

6.1 Protein, DNA and RNA chains

In the following table, the column labelled ‘#RSRZ > 2’ contains the number (and percentage) of RSRZ outliers, followed by percent RSRZ outliers for the chain as percentile scores relative to all X-ray entries and entries of similar resolution. The OWAB column contains the minimum, median, 95th percentile and maximum values of the occupancy-weighted average B-factor per residue. The column labelled ‘Q < 0.9’ lists the number of (and percentage) of residues with an average occupancy less than 0.9.

Mol	Chain	Analysed	<RSRZ>	#RSRZ>2	OWAB(Å ²)	Q<0.9
1	A	1471/1611 (91%)	-0.15	28 (1%) 66 59	296, 461, 569, 656	0
1	B	1452/1611 (90%)	-0.06	46 (3%) 47 41	299, 472, 603, 685	0
All	All	2923/3222 (90%)	-0.11	74 (2%) 57 50	296, 466, 588, 685	0

All (74) RSRZ outliers are listed below:

Mol	Chain	Res	Type	RSRZ
1	A	55	PRO	7.8
1	B	54	ALA	7.7
1	B	107	ARG	7.7
1	B	106	PHE	5.9
1	B	108	VAL	5.5
1	A	54	ALA	4.5
1	B	525	GLU	4.4
1	A	1246	GLY	4.2
1	A	223	GLY	3.9
1	B	1022	SER	3.4
1	A	1366	GLY	3.4
1	B	55	PRO	3.3
1	A	928	ILE	3.3
1	A	1416	PRO	3.3
1	B	105	VAL	3.1
1	A	1104	GLN	3.1
1	A	927	GLY	3.0
1	A	490	GLU	3.0
1	A	222	VAL	2.9
1	B	1033	LYS	2.9
1	A	56	GLY	2.8
1	B	376	HIS	2.8
1	B	1034	SER	2.8
1	B	1036	PRO	2.7

Continued on next page...

Continued from previous page...

Mol	Chain	Res	Type	RSRZ
1	A	610	HIS	2.6
1	B	770	GLY	2.6
1	A	239	ARG	2.5
1	A	1536	GLU	2.5
1	B	990	ASP	2.5
1	A	489	PRO	2.5
1	A	241	ARG	2.5
1	B	1030	ARG	2.5
1	B	1013	TRP	2.5
1	B	1014	ALA	2.5
1	A	1032	GLN	2.5
1	B	252	ASP	2.5
1	B	1055	THR	2.4
1	A	287	ILE	2.4
1	A	226	ASN	2.4
1	B	1038	SER	2.4
1	A	224	ASP	2.3
1	B	957	GLY	2.3
1	B	251	SER	2.3
1	A	539	SER	2.3
1	B	47	TYR	2.2
1	B	1032	GLN	2.2
1	B	51	SER	2.2
1	A	1245	ILE	2.2
1	A	53	ARG	2.2
1	A	243	ASP	2.2
1	B	410	GLY	2.2
1	B	928	ILE	2.2
1	B	1440	HIS	2.1
1	B	56	GLY	2.1
1	B	1024	GLY	2.1
1	B	1048	ASP	2.1
1	B	1037	ILE	2.1
1	B	494	GLN	2.1
1	B	818	GLY	2.1
1	B	63	TYR	2.1
1	B	64	PRO	2.1
1	A	1417	ARG	2.1
1	B	1031	GLN	2.1
1	B	1424	GLY	2.1
1	B	1083	GLU	2.1
1	A	79	GLN	2.1

Continued on next page...

Continued from previous page...

Mol	Chain	Res	Type	RSRZ
1	B	1567	GLY	2.0
1	B	409	GLY	2.0
1	B	817	GLY	2.0
1	B	1027	VAL	2.0
1	B	1065	LYS	2.0
1	B	997	ARG	2.0
1	B	1067	PRO	2.0
1	A	614	GLU	2.0

6.2 Non-standard residues in protein, DNA, RNA chains [i](#)

There are no non-standard protein/DNA/RNA residues in this entry.

6.3 Carbohydrates [i](#)

There are no monosaccharides in this entry.

6.4 Ligands [i](#)

There are no ligands in this entry.

6.5 Other polymers [i](#)

There are no such residues in this entry.