



# Full wwPDB X-ray Structure Validation Report ⓘ

Aug 7, 2020 – 01:23 AM BST

PDB ID : 3KBP  
Title : KIDNEY BEAN PURPLE ACID PHOSPHATASE  
Authors : Klabunde, T.; Strater, N.; Krebs, B.  
Deposited on : 1995-10-02  
Resolution : 3.00 Å(reported)

This is a Full wwPDB X-ray Structure Validation Report for a publicly released PDB entry.

We welcome your comments at [validation@mail.wwpdb.org](mailto:validation@mail.wwpdb.org)

A user guide is available at

<https://www.wwpdb.org/validation/2017/XrayValidationReportHelp>

with specific help available everywhere you see the ⓘ symbol.

---

The following versions of software and data (see [references ⓘ](#)) were used in the production of this report:

MolProbity : 4.02b-467  
Mogul : 1.8.5 (274361), CSD as541be (2020)  
Xtrriage (Phenix) : **NOT EXECUTED**  
EDS : **NOT EXECUTED**  
Percentile statistics : 20191225.v01 (using entries in the PDB archive December 25th 2019)  
Ideal geometry (proteins) : Engh & Huber (2001)  
Ideal geometry (DNA, RNA) : Parkinson et al. (1996)  
Validation Pipeline (wwPDB-VP) : 2.13.1

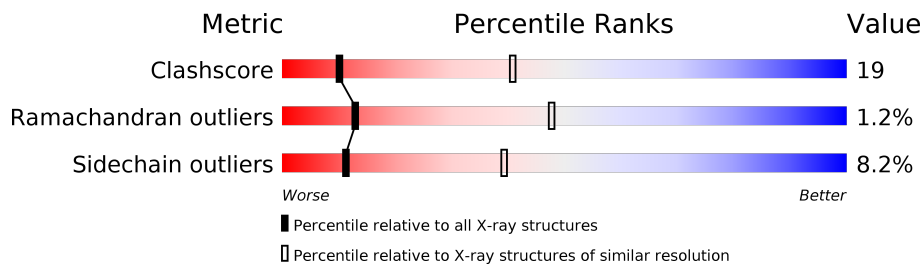
# 1 Overall quality at a glance

The following experimental techniques were used to determine the structure:

*X-RAY DIFFRACTION*

The reported resolution of this entry is 3.00 Å.

Percentile scores (ranging between 0-100) for global validation metrics of the entry are shown in the following graphic. The table shows the number of entries on which the scores are based.



Metric	Whole archive (#Entries)	Similar resolution (#Entries, resolution range(Å))
Clashscore	141614	2416 (3.00-3.00)
Ramachandran outliers	138981	2333 (3.00-3.00)
Sidechain outliers	138945	2336 (3.00-3.00)

The table below summarises the geometric issues observed across the polymeric chains and their fit to the electron density. The red, orange, yellow and green segments on the lower bar indicate the fraction of residues that contain outliers for  $\geq 3$ , 2, 1 and 0 types of geometric quality criteria respectively. A grey segment represents the fraction of residues that are not modelled. The numeric value for each fraction is indicated below the corresponding segment, with a dot representing fractions  $\leq 5\%$ .

Note EDS was not executed.

Mol	Chain	Length	Quality of chain
1	A	432	61% 32% 5% .
1	B	432	58% 36% . .
1	C	432	60% 33% 5% .
1	D	432	55% 38% . .

## 2 Entry composition [i](#)

There are 5 unique types of molecules in this entry. The entry contains 14284 atoms, of which 0 are hydrogens and 0 are deuteriums.

In the tables below, the ZeroOcc column contains the number of atoms modelled with zero occupancy, the AltConf column contains the number of residues with at least one atom in alternate conformation and the Trace column contains the number of residues modelled with at most 2 atoms.

- Molecule 1 is a protein called PURPLE ACID PHOSPHATASE.

Mol	Chain	Residues	Atoms					ZeroOcc	AltConf	Trace
			Total	C	N	O	S			
1	A	424	3494	2243	605	636	10	0	0	0
1	B	424	3494	2243	605	636	10	0	0	0
1	C	424	3494	2243	605	636	10	0	0	0
1	D	424	3494	2243	605	636	10	0	0	0

There are 8 discrepancies between the modelled and reference sequences:

Chain	Residue	Modelled	Actual	Comment	Reference
A	253	TYR	HIS	conflict	UNP P80366
A	254	SER	ILE	conflict	UNP P80366
B	253	TYR	HIS	conflict	UNP P80366
B	254	SER	ILE	conflict	UNP P80366
C	253	TYR	HIS	conflict	UNP P80366
C	254	SER	ILE	conflict	UNP P80366
D	253	TYR	HIS	conflict	UNP P80366
D	254	SER	ILE	conflict	UNP P80366

- Molecule 2 is 2-acetamido-2-deoxy-beta-D-glucopyranose (three-letter code: NAG) (formula: C<sub>8</sub>H<sub>15</sub>NO<sub>6</sub>).



Mol	Chain	Residues	Atoms				ZeroOcc	AltConf
			Total	C	N	O		
2	A	1	14	8	1	5	0	0
2	A	1	14	8	1	5	0	0
2	A	1	14	8	1	5	0	0
2	A	1	14	8	1	5	0	0
2	A	1	14	8	1	5	0	0
2	B	1	14	8	1	5	0	0
2	B	1	14	8	1	5	0	0
2	B	1	14	8	1	5	0	0
2	B	1	14	8	1	5	0	0
2	B	1	14	8	1	5	0	0
2	C	1	14	8	1	5	0	0
2	C	1	14	8	1	5	0	0
2	C	1	14	8	1	5	0	0
2	C	1	14	8	1	5	0	0

*Continued on next page...*

*Continued from previous page...*

Mol	Chain	Residues	Atoms				ZeroOcc	AltConf
2	C	1	Total	C	N	O	0	0
			14	8	1	5		
2	D	1	Total	C	N	O	0	0
			14	8	1	5		
2	D	1	Total	C	N	O	0	0
			14	8	1	5		
2	D	1	Total	C	N	O	0	0
			14	8	1	5		
2	D	1	Total	C	N	O	0	0
			14	8	1	5		

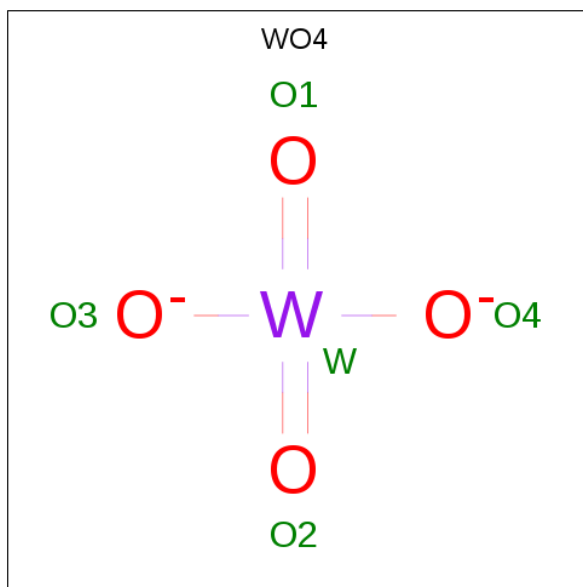
- Molecule 3 is FE (III) ION (three-letter code: FE) (formula: Fe).

Mol	Chain	Residues	Atoms		ZeroOcc	AltConf
3	B	1	Total	Fe	0	0
			1	1		
3	A	1	Total	Fe	0	0
			1	1		
3	D	1	Total	Fe	0	0
			1	1		
3	C	1	Total	Fe	0	0
			1	1		

- Molecule 4 is ZINC ION (three-letter code: ZN) (formula: Zn).

Mol	Chain	Residues	Atoms		ZeroOcc	AltConf
4	B	1	Total	Zn	0	0
			1	1		
4	A	1	Total	Zn	0	0
			1	1		
4	D	1	Total	Zn	0	0
			1	1		
4	C	1	Total	Zn	0	0
			1	1		

- Molecule 5 is TUNGSTATE(VI)ION (three-letter code: WO4) (formula: O<sub>4</sub>W).



Mol	Chain	Residues	Atoms			ZeroOcc	AltConf
			Total	O	W		
5	A	1	5	4	1	0	0
5	B	1	5	4	1	0	0
5	C	1	5	4	1	0	0
5	D	1	5	4	1	0	0

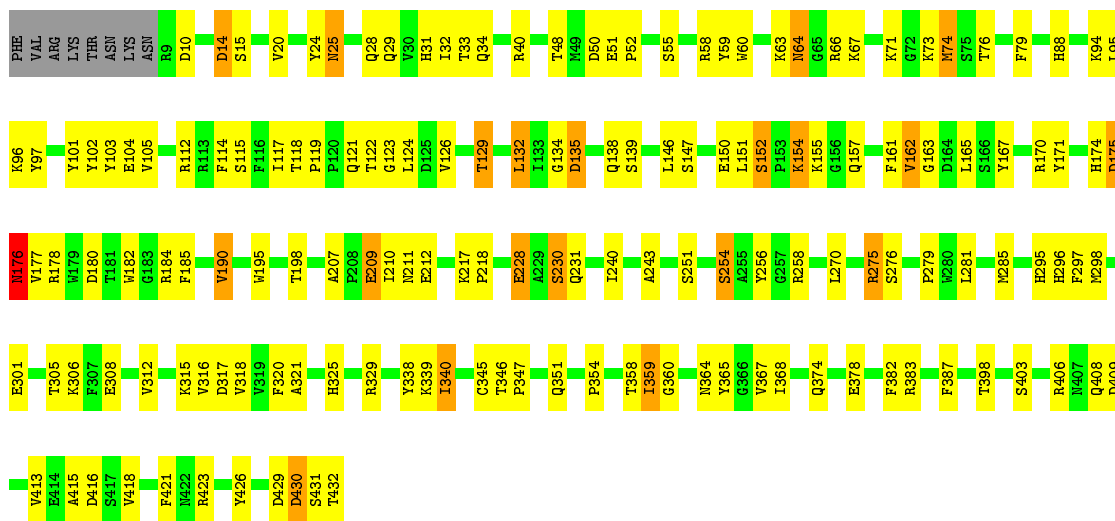
### 3 Residue-property plots

These plots are drawn for all protein, RNA, DNA and oligosaccharide chains in the entry. The first graphic for a chain summarises the proportions of the various outlier classes displayed in the second graphic. The second graphic shows the sequence view annotated by issues in geometry. Residues are color-coded according to the number of geometric quality criteria for which they contain at least one outlier: green = 0, yellow = 1, orange = 2 and red = 3 or more. Stretches of 2 or more consecutive residues without any outlier are shown as a green connector. Residues present in the sample, but not in the model, are shown in grey.

Note EDS was not executed.

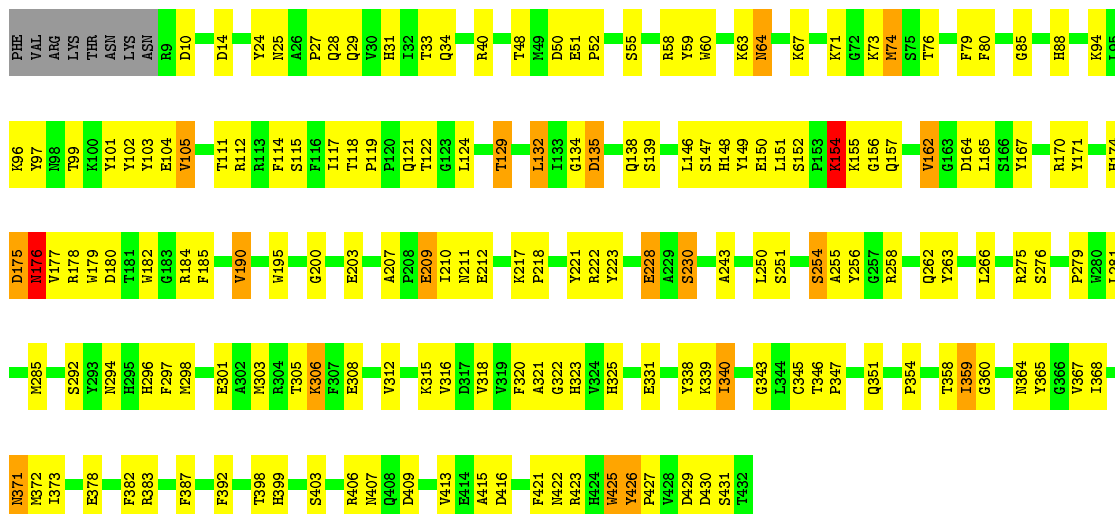
- Molecule 1: PURPLE ACID PHOSPHATASE

Chain A: 



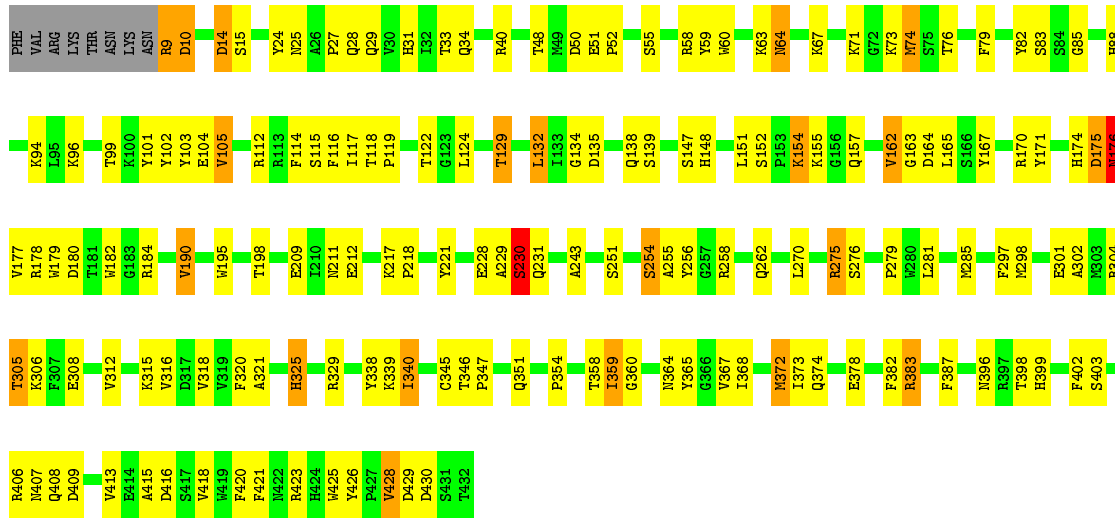
- Molecule 1: PURPLE ACID PHOSPHATASE

Chain B: 



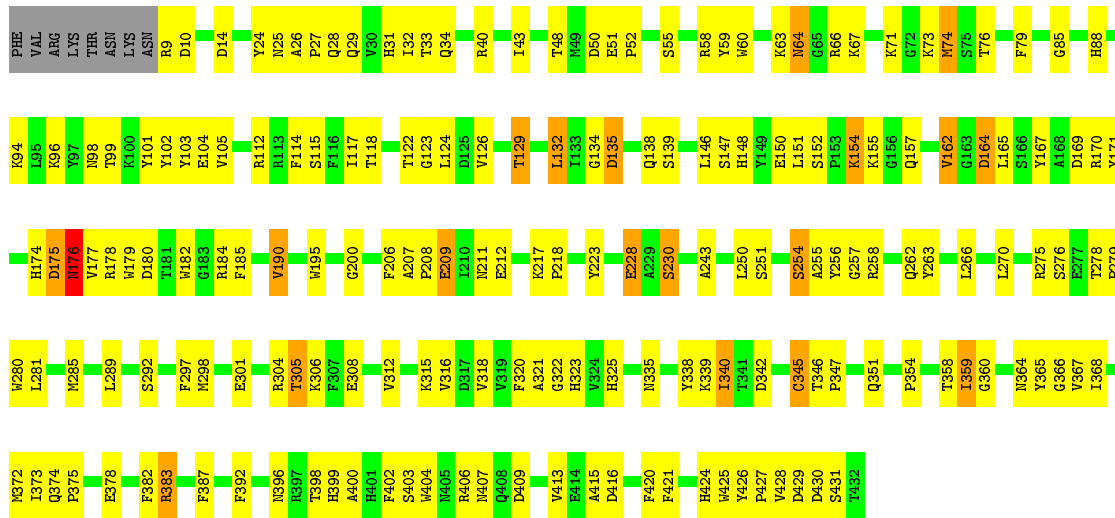
• Molecule 1: PURPLE ACID PHOSPHATASE

Chain C: 



• Molecule 1: PURPLE ACID PHOSPHATASE

Chain D: 





## 4 Data and refinement statistics

Xtrriage (Phenix) and EDS were not executed - this section is therefore incomplete.

Property	Value	Source
Space group	C 2 2 21	Depositor
Cell constants a, b, c, $\alpha$ , $\beta$ , $\gamma$	132.70Å 347.30Å 128.70Å 90.00° 90.00° 90.00°	Depositor
Resolution (Å)	10.00 – 3.00	Depositor
% Data completeness (in resolution range)	69.1 (10.00-3.00)	Depositor
$R_{merge}$	0.08	Depositor
$R_{sym}$	(Not available)	Depositor
Refinement program	X-PLOR 3.1	Depositor
R, $R_{free}$	0.189 , 0.220	Depositor
Estimated twinning fraction	No twinning to report.	Xtrriage
Total number of atoms	14284	wwPDB-VP
Average B, all atoms (Å <sup>2</sup> )	35.0	wwPDB-VP

## 5 Model quality i

### 5.1 Standard geometry i

Bond lengths and bond angles in the following residue types are not validated in this section: WO4, ZN, NAG, FE

The Z score for a bond length (or angle) is the number of standard deviations the observed value is removed from the expected value. A bond length (or angle) with  $|Z| > 5$  is considered an outlier worth inspection. RMSZ is the root-mean-square of all Z scores of the bond lengths (or angles).

Mol	Chain	Bond lengths		Bond angles	
		RMSZ	# $ Z  > 5$	RMSZ	# $ Z  > 5$
1	A	0.89	0/3613	0.96	8/4912 (0.2%)
1	B	0.82	1/3613 (0.0%)	0.93	6/4912 (0.1%)
1	C	0.84	1/3613 (0.0%)	0.94	5/4912 (0.1%)
1	D	0.87	1/3613 (0.0%)	0.94	7/4912 (0.1%)
All	All	0.85	3/14452 (0.0%)	0.94	26/19648 (0.1%)

All (3) bond length outliers are listed below:

Mol	Chain	Res	Type	Atoms	Z	Observed(Å)	Ideal(Å)
1	C	425	TRP	CB-CG	-5.70	1.40	1.50
1	D	345	CYS	CB-SG	-5.41	1.73	1.81
1	B	425	TRP	CB-CG	-5.35	1.40	1.50

All (26) bond angle outliers are listed below:

Mol	Chain	Res	Type	Atoms	Z	Observed(°)	Ideal(°)
1	B	135	ASP	CB-CG-OD2	-11.52	107.93	118.30
1	D	135	ASP	CB-CG-OD2	-10.83	108.56	118.30
1	C	135	ASP	CB-CG-OD2	-9.88	109.40	118.30
1	A	135	ASP	CB-CG-OD2	-8.48	110.67	118.30
1	B	132	LEU	CA-CB-CG	-6.86	99.52	115.30
1	D	132	LEU	CA-CB-CG	-6.77	99.73	115.30
1	A	154	LYS	N-CA-C	-6.72	92.86	111.00
1	A	132	LEU	CA-CB-CG	-6.68	99.94	115.30
1	D	154	LYS	N-CA-C	-6.54	93.34	111.00
1	B	230	SER	N-CA-C	-6.51	93.43	111.00
1	C	132	LEU	CA-CB-CG	-6.48	100.40	115.30
1	C	230	SER	N-CA-C	-6.46	93.57	111.00
1	C	275	ARG	NE-CZ-NH2	-6.34	117.13	120.30
1	A	230	SER	N-CA-C	-6.18	94.32	111.00

*Continued on next page...*

Continued from previous page...

Mol	Chain	Res	Type	Atoms	Z	Observed(°)	Ideal(°)
1	C	154	LYS	N-CA-C	-6.16	94.38	111.00
1	B	154	LYS	N-CA-C	-6.10	94.54	111.00
1	D	230	SER	N-CA-C	-6.05	94.66	111.00
1	B	85	GLY	N-CA-C	-5.85	98.48	113.10
1	A	275	ARG	NE-CZ-NH2	-5.38	117.61	120.30
1	D	322	GLY	N-CA-C	-5.37	99.69	113.10
1	D	85	GLY	N-CA-C	-5.36	99.70	113.10
1	B	322	GLY	N-CA-C	-5.30	99.86	113.10
1	A	230	SER	C-N-CA	-5.11	108.93	121.70
1	A	318	VAL	CB-CA-C	-5.08	101.74	111.40
1	D	230	SER	C-N-CA	-5.06	109.05	121.70
1	A	317	ASP	CB-CG-OD1	-5.01	113.79	118.30

There are no chirality outliers.

There are no planarity outliers.

## 5.2 Too-close contacts [i](#)

In the following table, the Non-H and H(model) columns list the number of non-hydrogen atoms and hydrogen atoms in the chain respectively. The H(added) column lists the number of hydrogen atoms added and optimized by MolProbity. The Clashes column lists the number of clashes within the asymmetric unit, whereas Symm-Clashes lists symmetry related clashes.

Mol	Chain	Non-H	H(model)	H(added)	Clashes	Symm-Clashes
1	A	3494	0	3307	118	0
1	B	3494	0	3306	141	0
1	C	3494	0	3306	130	0
1	D	3494	0	3307	141	0
2	A	70	0	65	2	0
2	B	70	0	65	2	0
2	C	70	0	65	2	0
2	D	70	0	65	1	0
3	A	1	0	0	0	0
3	B	1	0	0	0	0
3	C	1	0	0	0	0
3	D	1	0	0	0	0
4	A	1	0	0	0	0
4	B	1	0	0	0	0
4	C	1	0	0	0	0
4	D	1	0	0	0	0
5	A	5	0	0	0	0

Continued on next page...

*Continued from previous page...*

Mol	Chain	Non-H	H(model)	H(added)	Clashes	Symm-Clashes
5	B	5	0	0	0	0
5	C	5	0	0	0	0
5	D	5	0	0	1	0
All	All	14284	0	13486	525	0

The all-atom clashscore is defined as the number of clashes found per 1000 atoms (including hydrogen atoms). The all-atom clashscore for this structure is 19.

All (525) close contacts within the same asymmetric unit are listed below, sorted by their clash magnitude.

Atom-1	Atom-2	Interatomic distance (Å)	Clash overlap (Å)
1:D:374:GLN:NE2	1:D:375:PRO:HA	1.92	0.83
1:D:398:THR:HG22	1:D:426:TYR:HB2	1.58	0.83
1:B:63:LYS:HZ3	1:B:64:ASN:HB3	1.44	0.82
1:A:63:LYS:HZ3	1:A:64:ASN:HB3	1.47	0.80
1:A:134:GLY:HA3	1:A:162:VAL:HG12	1.63	0.79
1:C:134:GLY:HA3	1:C:162:VAL:HG12	1.63	0.79
1:D:421:PHE:CD2	1:D:428:VAL:HG23	2.17	0.78
1:C:63:LYS:HZ3	1:C:64:ASN:HB3	1.49	0.78
1:A:338:TYR:CZ	1:A:340:ILE:HA	2.20	0.76
1:B:63:LYS:NZ	1:B:64:ASN:HB3	1.99	0.76
1:B:325:HIS:HA	1:B:360:GLY:O	1.85	0.75
1:C:398:THR:HG22	1:C:426:TYR:HB2	1.68	0.75
1:D:374:GLN:HE21	1:D:375:PRO:HA	1.50	0.75
1:B:338:TYR:CZ	1:B:340:ILE:HA	2.21	0.75
1:B:10:ASP:HA	1:B:139:SER:HA	1.68	0.75
1:C:9:ARG:HG2	1:C:9:ARG:HH11	1.51	0.74
1:C:63:LYS:NZ	1:C:64:ASN:HB3	2.03	0.74
1:D:134:GLY:HA3	1:D:162:VAL:HG12	1.69	0.74
1:D:426:TYR:N	1:D:427:PRO:HD3	2.00	0.74
1:D:63:LYS:HZ2	1:D:96:LYS:HE2	1.53	0.74
1:A:301:GLU:O	1:A:305:THR:HG23	1.87	0.73
1:D:74:MET:CE	1:D:76:THR:HG23	2.17	0.73
1:D:338:TYR:CZ	1:D:340:ILE:HA	2.23	0.73
1:B:33:THR:HG22	1:B:34:GLN:H	1.54	0.73
1:D:409:ASP:HB3	1:D:413:VAL:HB	1.69	0.73
1:B:74:MET:CE	1:B:76:THR:HG23	2.19	0.72
1:D:63:LYS:NZ	1:D:64:ASN:HB3	2.04	0.72
1:B:138:GLN:NE2	1:B:178:ARG:HH11	1.88	0.72
1:A:74:MET:CE	1:A:76:THR:HG23	2.20	0.71
1:C:325:HIS:HA	1:C:360:GLY:O	1.91	0.71

*Continued on next page...*

*Continued from previous page...*

Atom-1	Atom-2	Interatomic distance (Å)	Clash overlap (Å)
1:B:134:GLY:HA3	1:B:162:VAL:HG12	1.72	0.71
1:C:338:TYR:CZ	1:C:340:ILE:HA	2.25	0.70
1:C:73:LYS:HD3	1:C:74:MET:N	2.06	0.70
1:D:138:GLN:NE2	1:D:178:ARG:HH11	1.90	0.69
1:D:63:LYS:HZ3	1:D:64:ASN:HB3	1.55	0.69
1:C:421:PHE:CD2	1:C:428:VAL:HG22	2.27	0.69
1:B:409:ASP:HB3	1:B:413:VAL:HB	1.74	0.69
1:A:63:LYS:NZ	1:A:64:ASN:HB3	2.08	0.69
1:C:359:ILE:N	1:C:359:ILE:HD13	2.07	0.69
1:C:63:LYS:HZ2	1:C:96:LYS:HE2	1.58	0.69
1:D:275:ARG:NH2	1:D:315:LYS:O	2.22	0.69
1:D:368:ILE:HG12	1:D:387:PHE:CZ	2.29	0.69
1:A:10:ASP:HA	1:A:139:SER:HA	1.75	0.68
1:C:409:ASP:HB3	1:C:413:VAL:HB	1.75	0.68
1:D:359:ILE:HD13	1:D:359:ILE:N	2.08	0.68
1:B:275:ARG:NH2	1:B:315:LYS:O	2.26	0.68
1:B:316:VAL:HG22	1:B:354:PRO:HB3	1.76	0.68
1:D:79:PHE:CZ	1:D:212:GLU:HG3	2.28	0.68
1:A:138:GLN:NE2	1:A:178:ARG:HH11	1.91	0.68
1:C:138:GLN:NE2	1:C:178:ARG:HH11	1.91	0.68
1:C:33:THR:HG22	1:C:34:GLN:H	1.59	0.68
1:B:421:PHE:CD2	1:B:430:ASP:HB3	2.29	0.68
1:C:421:PHE:CD2	1:C:430:ASP:HB3	2.29	0.68
1:D:258:ARG:HG3	1:D:258:ARG:HH11	1.58	0.68
1:A:359:ILE:HD13	1:A:359:ILE:N	2.10	0.67
1:B:258:ARG:HH11	1:B:258:ARG:HG3	1.59	0.67
1:D:281:LEU:HD23	1:D:316:VAL:HA	1.75	0.67
1:A:398:THR:HG22	1:A:426:TYR:HB2	1.77	0.66
1:A:73:LYS:HD3	1:A:74:MET:N	2.09	0.66
1:D:217:LYS:HB3	1:D:218:PRO:HD3	1.77	0.66
1:D:325:HIS:HA	1:D:360:GLY:O	1.96	0.66
1:B:359:ILE:N	1:B:359:ILE:HD13	2.10	0.66
1:D:190:VAL:HG13	1:D:195:TRP:CD1	2.31	0.65
1:B:74:MET:HE3	1:B:76:THR:HG23	1.79	0.65
1:C:74:MET:CE	1:C:76:THR:HG23	2.27	0.65
1:B:124:LEU:O	1:B:279:PRO:HG3	1.97	0.65
1:C:28:GLN:HE22	1:C:184:ARG:HE	1.45	0.65
1:C:426:TYR:O	1:C:428:VAL:HG13	1.95	0.65
1:B:368:ILE:HG12	1:B:387:PHE:CZ	2.32	0.64
1:D:33:THR:HG22	1:D:34:GLN:H	1.61	0.64
1:A:409:ASP:HB3	1:A:413:VAL:HB	1.78	0.64

*Continued on next page...*

*Continued from previous page...*

Atom-1	Atom-2	Interatomic distance (Å)	Clash overlap (Å)
1:A:74:MET:HE3	1:A:76:THR:HG23	1.79	0.64
1:D:258:ARG:HG3	1:D:258:ARG:NH1	2.13	0.64
1:A:275:ARG:NH2	1:A:315:LYS:O	2.30	0.64
1:A:258:ARG:HH11	1:A:258:ARG:HG3	1.63	0.63
1:B:190:VAL:HG13	1:B:195:TRP:CD1	2.33	0.63
1:C:368:ILE:HG12	1:C:387:PHE:CZ	2.34	0.63
1:A:285:MET:O	1:A:321:ALA:HA	1.99	0.63
1:A:63:LYS:HZ2	1:A:96:LYS:HE2	1.61	0.63
1:D:28:GLN:HE22	1:D:184:ARG:HE	1.47	0.63
1:B:292:SER:O	1:B:373:ILE:HG12	1.98	0.62
1:D:28:GLN:NE2	1:D:184:ARG:HE	1.97	0.62
1:B:281:LEU:HD23	1:B:316:VAL:HA	1.80	0.62
1:A:28:GLN:NE2	1:A:184:ARG:HE	1.97	0.62
1:D:74:MET:HE3	1:D:76:THR:HG23	1.82	0.62
1:A:33:THR:HG22	1:A:34:GLN:H	1.65	0.61
1:A:190:VAL:HG13	1:A:195:TRP:CD1	2.36	0.61
1:D:424:HIS:HD2	1:D:425:TRP:CD1	2.18	0.61
1:D:55:SER:OG	1:D:88:HIS:HD2	1.81	0.61
1:B:33:THR:HG22	1:B:34:GLN:N	2.15	0.61
1:B:59:TYR:HA	1:B:102:TYR:O	2.00	0.61
1:A:368:ILE:HG12	1:A:387:PHE:CZ	2.36	0.61
1:C:28:GLN:NE2	1:C:184:ARG:HE	1.99	0.60
1:C:258:ARG:HG3	1:C:258:ARG:HH11	1.64	0.60
1:A:134:GLY:O	1:A:135:ASP:HB2	2.00	0.60
1:B:301:GLU:O	1:B:305:THR:HG23	2.01	0.60
1:D:316:VAL:HG22	1:D:354:PRO:HB3	1.83	0.60
1:B:73:LYS:HD3	1:B:74:MET:N	2.16	0.60
1:B:63:LYS:HZ2	1:B:96:LYS:HE2	1.65	0.60
1:C:359:ILE:H	1:C:359:ILE:HD13	1.66	0.60
1:D:292:SER:C	1:D:373:ILE:HD12	2.22	0.59
1:D:406:ARG:HG3	1:D:415:ALA:CB	2.32	0.59
1:A:258:ARG:NH1	1:A:258:ARG:HG3	2.18	0.59
1:B:258:ARG:HG3	1:B:258:ARG:NH1	2.14	0.59
1:B:25:ASN:ND2	1:B:51:GLU:H	2.00	0.59
1:C:364:ASN:HD21	1:C:367:VAL:H	1.51	0.59
1:D:301:GLU:O	1:D:305:THR:HG23	2.03	0.59
1:D:292:SER:O	1:D:373:ILE:HD12	2.02	0.59
1:D:132:LEU:HD22	1:D:320:PHE:CD1	2.38	0.58
1:C:351:GLN:OE1	1:C:429:ASP:HA	2.04	0.58
1:C:285:MET:O	1:C:321:ALA:HA	2.04	0.58
1:A:132:LEU:HD22	1:A:320:PHE:CD1	2.38	0.58

*Continued on next page...*

*Continued from previous page...*

Atom-1	Atom-2	Interatomic distance (Å)	Clash overlap (Å)
1:A:406:ARG:HG3	1:A:415:ALA:CB	2.33	0.58
1:B:398:THR:HG22	1:B:426:TYR:HB2	1.84	0.58
1:D:9:ARG:HG2	1:D:366:GLY:HA3	1.85	0.58
1:A:325:HIS:HA	1:A:360:GLY:O	2.04	0.58
1:A:58:ARG:O	1:A:103:TYR:HA	2.04	0.58
1:D:146:LEU:O	1:D:150:GLU:HG3	2.04	0.58
1:D:10:ASP:HA	1:D:139:SER:HA	1.84	0.57
1:C:33:THR:HG22	1:C:34:GLN:N	2.18	0.57
1:A:167:TYR:HD2	1:A:170:ARG:HD2	1.68	0.57
1:A:79:PHE:CZ	1:A:212:GLU:HG3	2.38	0.57
1:B:124:LEU:HD12	1:B:279:PRO:HD3	1.86	0.57
1:B:359:ILE:H	1:B:359:ILE:HD13	1.68	0.57
1:C:10:ASP:HA	1:C:139:SER:HA	1.85	0.57
1:C:29:GLN:O	1:C:31:HIS:HD2	1.88	0.57
1:B:285:MET:O	1:B:321:ALA:HA	2.05	0.57
1:C:33:THR:HG23	1:C:195:TRP:O	2.05	0.57
1:D:359:ILE:H	1:D:359:ILE:HD13	1.69	0.57
1:B:132:LEU:HD22	1:B:320:PHE:CD1	2.39	0.57
1:B:171:TYR:CE1	1:B:178:ARG:HG3	2.39	0.57
1:B:364:ASN:HD22	1:B:365:TYR:H	1.53	0.57
1:C:124:LEU:HD12	1:C:279:PRO:HD3	1.86	0.57
1:D:59:TYR:HA	1:D:102:TYR:O	2.05	0.57
1:D:58:ARG:O	1:D:103:TYR:HA	2.05	0.57
1:A:251:SER:HB3	1:A:254:SER:HB2	1.87	0.57
1:B:28:GLN:NE2	1:B:184:ARG:HE	2.03	0.57
1:C:338:TYR:O	1:C:339:LYS:HD2	2.05	0.57
1:D:73:LYS:HD3	1:D:74:MET:N	2.20	0.57
1:C:48:THR:OG1	1:C:88:HIS:HE1	1.88	0.56
1:D:251:SER:HB3	1:D:254:SER:HB2	1.87	0.56
1:B:79:PHE:CZ	1:B:212:GLU:HG3	2.40	0.56
1:B:29:GLN:O	1:B:31:HIS:HD2	1.88	0.56
1:A:281:LEU:HD23	1:A:316:VAL:HA	1.86	0.56
1:B:55:SER:OG	1:B:88:HIS:HD2	1.89	0.56
1:C:124:LEU:O	1:C:279:PRO:HG3	2.06	0.56
1:D:364:ASN:HD22	1:D:365:TYR:H	1.54	0.56
1:C:281:LEU:HD23	1:C:316:VAL:HA	1.87	0.56
1:C:316:VAL:HG22	1:C:354:PRO:HB3	1.87	0.56
1:C:174:HIS:O	1:C:175:ASP:C	2.42	0.56
1:C:258:ARG:HG3	1:C:258:ARG:NH1	2.19	0.56
1:A:60:TRP:HB3	1:A:67:LYS:HA	1.88	0.56
1:D:29:GLN:O	1:D:31:HIS:HD2	1.89	0.56

*Continued on next page...*

*Continued from previous page...*

Atom-1	Atom-2	Interatomic distance (Å)	Clash overlap (Å)
1:A:359:ILE:H	1:A:359:ILE:HD13	1.70	0.56
1:C:297:PHE:CE2	1:C:298:MET:HG3	2.41	0.56
1:A:33:THR:HG22	1:A:34:GLN:N	2.21	0.55
1:B:58:ARG:O	1:B:103:TYR:HA	2.06	0.55
1:C:190:VAL:HG13	1:C:195:TRP:CD1	2.41	0.55
1:A:129:THR:H	1:A:157:GLN:HE21	1.53	0.55
1:A:124:LEU:HD12	1:A:279:PRO:HD3	1.88	0.55
1:A:28:GLN:HE22	1:A:184:ARG:HE	1.53	0.55
1:B:251:SER:HB3	1:B:254:SER:HB2	1.88	0.55
1:B:316:VAL:O	1:B:354:PRO:HB3	2.06	0.55
1:A:316:VAL:HG22	1:A:354:PRO:HB3	1.87	0.55
1:C:79:PHE:CZ	1:C:212:GLU:HG3	2.42	0.55
1:C:9:ARG:CG	1:C:9:ARG:HH11	2.18	0.55
1:B:364:ASN:HD21	1:B:367:VAL:H	1.54	0.55
1:C:301:GLU:O	1:C:305:THR:HG23	2.06	0.55
1:C:275:ARG:NH2	1:C:315:LYS:O	2.39	0.55
1:D:33:THR:HG22	1:D:34:GLN:N	2.21	0.55
1:A:374:GLN:NE2	1:A:374:GLN:HA	2.22	0.54
1:A:217:LYS:HB3	1:A:218:PRO:HD3	1.88	0.54
1:A:251:SER:CB	1:A:254:SER:HB2	2.38	0.54
1:B:101:TYR:O	1:B:115:SER:HA	2.08	0.54
1:C:55:SER:HB2	1:C:71:LYS:HZ3	1.73	0.54
1:A:59:TYR:HA	1:A:102:TYR:O	2.07	0.54
1:A:174:HIS:O	1:A:175:ASP:C	2.46	0.54
1:D:364:ASN:HD21	1:D:367:VAL:H	1.56	0.54
1:B:24:TYR:OH	1:B:51:GLU:HG2	2.08	0.54
1:C:167:TYR:HD2	1:C:170:ARG:HD2	1.73	0.54
1:C:117:ILE:HG22	1:C:118:THR:O	2.07	0.54
1:D:124:LEU:O	1:D:279:PRO:HG3	2.07	0.54
1:B:174:HIS:O	1:B:175:ASP:C	2.46	0.53
1:D:124:LEU:HD12	1:D:279:PRO:HD3	1.90	0.53
1:B:250:LEU:HD21	1:B:266:LEU:HD13	1.91	0.53
1:A:29:GLN:O	1:A:31:HIS:HD2	1.91	0.53
1:D:117:ILE:HG22	1:D:118:THR:O	2.08	0.53
1:D:171:TYR:CE1	1:D:178:ARG:HG3	2.43	0.53
1:A:117:ILE:HG22	1:A:118:THR:O	2.08	0.53
1:B:165:LEU:O	1:B:182:TRP:CE2	2.62	0.53
1:B:421:PHE:HB3	1:B:426:TYR:O	2.08	0.53
1:B:306:LYS:HD3	1:C:302:ALA:HB2	1.91	0.53
1:D:338:TYR:O	1:D:339:LYS:HD2	2.08	0.53
1:A:364:ASN:HD22	1:A:365:TYR:H	1.57	0.52

*Continued on next page...*



*Continued from previous page...*

Atom-1	Atom-2	Interatomic distance (Å)	Clash overlap (Å)
1:C:73:LYS:HD3	1:C:74:MET:H	1.73	0.52
1:D:167:TYR:HD2	1:D:170:ARG:HD2	1.73	0.52
1:C:251:SER:OG	1:C:254:SER:HB2	2.10	0.52
1:B:251:SER:CB	1:B:254:SER:HB2	2.39	0.52
1:D:101:TYR:O	1:D:115:SER:HA	2.09	0.52
1:D:24:TYR:OH	1:D:51:GLU:HG2	2.09	0.52
1:D:297:PHE:CD1	1:D:373:ILE:HD11	2.45	0.52
1:B:167:TYR:HD2	1:B:170:ARG:HD2	1.75	0.52
1:B:122:THR:HA	1:B:243:ALA:O	2.09	0.52
1:B:382:PHE:CE2	1:B:416:ASP:HB2	2.44	0.52
1:D:162:VAL:HG13	1:D:162:VAL:O	2.10	0.52
1:D:174:HIS:O	1:D:175:ASP:C	2.48	0.52
1:D:285:MET:O	1:D:321:ALA:HA	2.10	0.52
1:A:364:ASN:HD21	1:A:367:VAL:H	1.57	0.51
1:C:251:SER:CB	1:C:254:SER:HB2	2.40	0.51
1:A:431:SER:O	1:A:432:THR:HG23	2.10	0.51
1:B:406:ARG:HG3	1:B:415:ALA:CB	2.40	0.51
1:D:308:GLU:O	1:D:312:VAL:HG23	2.10	0.51
1:D:25:ASN:HD22	1:D:50:ASP:H	1.57	0.51
1:A:297:PHE:CE2	1:A:298:MET:HG3	2.46	0.51
1:A:374:GLN:HE21	1:A:374:GLN:HA	1.74	0.51
1:A:382:PHE:CE2	1:A:416:ASP:HB2	2.46	0.51
1:D:48:THR:OG1	1:D:88:HIS:HE1	1.94	0.51
1:A:24:TYR:OH	1:A:51:GLU:HG2	2.10	0.51
1:B:425:TRP:O	1:B:426:TYR:HB2	2.10	0.51
1:D:25:ASN:ND2	1:D:51:GLU:H	2.08	0.51
1:B:200:GLY:O	1:B:203:GLU:HB2	2.11	0.50
1:B:285:MET:SD	1:B:303:MET:CE	3.00	0.50
1:C:171:TYR:CE1	1:C:178:ARG:HG3	2.46	0.50
1:A:211:ASN:OD1	2:A:436(A):NAG:C2	2.59	0.50
1:B:422:ASN:OD1	1:B:425:TRP:HD1	1.94	0.50
1:C:316:VAL:O	1:C:354:PRO:HB3	2.11	0.50
1:D:122:THR:HA	1:D:243:ALA:O	2.12	0.50
1:C:25:ASN:ND2	1:C:51:GLU:H	2.09	0.50
1:A:101:TYR:O	1:A:115:SER:HA	2.12	0.50
1:B:99:THR:O	1:B:117:ILE:HA	2.12	0.50
1:D:129:THR:HG23	1:D:157:GLN:HE21	1.77	0.50
1:A:171:TYR:CE1	1:A:178:ARG:HG3	2.46	0.50
1:A:421:PHE:CD2	1:A:430:ASP:HB3	2.46	0.50
1:C:74:MET:HE3	1:C:76:THR:HG23	1.93	0.50
1:A:308:GLU:O	1:A:312:VAL:HG23	2.11	0.50

*Continued on next page...*

*Continued from previous page...*

Atom-1	Atom-2	Interatomic distance (Å)	Clash overlap (Å)
1:B:399:HIS:CE1	1:B:421:PHE:HE1	2.28	0.50
1:D:318:VAL:HG11	1:D:320:PHE:CZ	2.46	0.50
1:B:285:MET:SD	1:B:303:MET:HE1	2.52	0.50
1:B:318:VAL:HG21	1:B:392:PHE:CE2	2.46	0.50
1:C:406:ARG:HG3	1:C:415:ALA:CB	2.40	0.50
1:D:346:THR:HG23	1:D:347:PRO:HD2	1.93	0.50
1:A:251:SER:OG	1:A:254:SER:HB2	2.12	0.50
1:A:55:SER:OG	1:A:88:HIS:HD2	1.95	0.50
1:B:179:TRP:CZ3	1:B:223:TYR:HE2	2.30	0.50
1:B:117:ILE:HG22	1:B:118:THR:O	2.12	0.50
1:B:28:GLN:HE22	1:B:184:ARG:HE	1.59	0.50
1:C:162:VAL:O	1:C:162:VAL:HG13	2.10	0.50
1:D:60:TRP:HB3	1:D:67:LYS:HA	1.94	0.50
1:B:129:THR:H	1:B:157:GLN:HE21	1.59	0.49
1:A:97:TYR:CE1	1:A:121:GLN:HA	2.47	0.49
1:C:101:TYR:O	1:C:115:SER:HA	2.12	0.49
1:B:211:ASN:OD1	2:B:436(A):NAG:C2	2.61	0.49
1:D:251:SER:CB	1:D:254:SER:HB2	2.41	0.49
1:A:351:GLN:OE1	1:A:429:ASP:HA	2.13	0.49
1:B:177:VAL:O	1:B:180:ASP:N	2.46	0.49
1:C:59:TYR:HA	1:C:102:TYR:O	2.12	0.49
1:C:76:THR:HG22	1:C:85:GLY:O	2.13	0.49
1:B:27:PRO:HG3	1:B:105:VAL:O	2.13	0.49
1:C:217:LYS:HB3	1:C:218:PRO:HD3	1.95	0.49
1:A:346:THR:HG23	1:A:347:PRO:HD2	1.94	0.49
1:C:29:GLN:NE2	1:C:180:ASP:HA	2.28	0.49
1:C:382:PHE:CE2	1:C:416:ASP:HB2	2.48	0.49
1:B:217:LYS:HB3	1:B:218:PRO:HD3	1.95	0.49
1:C:251:SER:HB3	1:C:254:SER:HB2	1.93	0.49
1:D:79:PHE:CE1	1:D:212:GLU:HG3	2.48	0.49
1:B:338:TYR:O	1:B:339:LYS:HD2	2.12	0.48
1:B:308:GLU:O	1:B:312:VAL:HG23	2.13	0.48
1:B:426:TYR:N	1:B:427:PRO:CD	2.76	0.48
1:B:165:LEU:O	1:B:182:TRP:NE1	2.46	0.48
1:A:29:GLN:NE2	1:A:180:ASP:HA	2.28	0.48
1:C:374:GLN:HE22	1:C:383:ARG:HH12	1.60	0.48
1:B:190:VAL:HG13	1:B:195:TRP:CG	2.48	0.48
1:B:382:PHE:HE2	1:B:416:ASP:HB2	1.78	0.48
1:C:134:GLY:CA	1:C:162:VAL:HG12	2.40	0.48
1:C:364:ASN:HD22	1:C:365:TYR:H	1.62	0.48
1:A:146:LEU:O	1:A:150:GLU:HG3	2.14	0.48

*Continued on next page...*

*Continued from previous page...*

Atom-1	Atom-2	Interatomic distance (Å)	Clash overlap (Å)
1:C:308:GLU:O	1:C:312:VAL:HG23	2.13	0.48
1:B:25:ASN:HD22	1:B:50:ASP:H	1.60	0.48
1:C:129:THR:H	1:C:157:GLN:HE21	1.62	0.48
1:B:251:SER:OG	1:B:254:SER:HB2	2.14	0.48
1:C:421:PHE:CD2	1:C:428:VAL:CG2	2.94	0.48
1:D:190:VAL:HG13	1:D:195:TRP:CG	2.48	0.48
1:B:29:GLN:NE2	1:B:180:ASP:HA	2.29	0.48
1:D:297:PHE:CE2	1:D:298:MET:HG3	2.49	0.48
1:B:292:SER:O	1:B:373:ILE:CG1	2.61	0.47
1:C:58:ARG:O	1:C:103:TYR:HA	2.14	0.47
1:D:151:LEU:O	1:D:152:SER:C	2.53	0.47
1:D:289:LEU:HB3	1:D:304:ARG:HG3	1.96	0.47
1:A:338:TYR:O	1:A:339:LYS:HD2	2.14	0.47
1:A:338:TYR:CE2	1:A:340:ILE:HA	2.48	0.47
1:B:175:ASP:O	1:B:177:VAL:N	2.47	0.47
1:C:24:TYR:OH	1:C:51:GLU:HG2	2.14	0.47
1:C:63:LYS:HG3	1:C:64:ASN:H	1.79	0.47
1:A:190:VAL:HG13	1:A:195:TRP:CG	2.50	0.47
1:D:373:ILE:O	1:D:383:ARG:NH2	2.43	0.47
1:B:320:PHE:HB3	1:B:359:ILE:HD11	1.95	0.47
1:B:364:ASN:ND2	1:B:367:VAL:H	2.12	0.47
1:C:301:GLU:OE2	1:C:304:ARG:NH1	2.48	0.47
1:D:382:PHE:CE2	1:D:416:ASP:HB2	2.49	0.47
1:D:409:ASP:HB3	1:D:413:VAL:CB	2.42	0.47
1:B:151:LEU:O	1:B:152:SER:C	2.53	0.47
1:B:148:HIS:CE1	1:B:407:ASN:HA	2.50	0.47
1:B:60:TRP:HB3	1:B:67:LYS:HA	1.97	0.47
1:C:190:VAL:HG13	1:C:195:TRP:CG	2.49	0.47
1:A:73:LYS:HD3	1:A:74:MET:H	1.79	0.47
1:B:346:THR:HG23	1:B:347:PRO:HD2	1.96	0.47
1:D:206:PHE:C	1:D:208:PRO:HD3	2.34	0.47
1:B:146:LEU:O	1:B:150:GLU:HG3	2.15	0.47
1:D:129:THR:H	1:D:157:GLN:HE21	1.62	0.47
1:A:48:THR:OG1	1:A:88:HIS:HE1	1.97	0.47
1:B:63:LYS:HG3	1:B:64:ASN:H	1.80	0.47
1:C:176:ASN:N	1:C:176:ASN:HD22	2.13	0.47
1:C:25:ASN:HD22	1:C:50:ASP:H	1.62	0.47
1:B:134:GLY:O	1:B:135:ASP:HB2	2.15	0.46
1:B:25:ASN:ND2	1:B:50:ASP:HB2	2.30	0.46
1:B:55:SER:H	1:B:71:LYS:NZ	2.13	0.46
1:A:163:GLY:HA2	1:A:198:THR:O	2.15	0.46

*Continued on next page...*

*Continued from previous page...*

Atom-1	Atom-2	Interatomic distance (Å)	Clash overlap (Å)
1:A:55:SER:HB2	1:A:71:LYS:HZ3	1.79	0.46
1:B:351:GLN:OE1	1:B:429:ASP:HA	2.15	0.46
1:D:323:HIS:CE1	5:D:440:WO4:O3	2.68	0.46
1:A:124:LEU:O	1:A:279:PRO:HG3	2.15	0.46
1:B:25:ASN:HD21	1:B:51:GLU:H	1.64	0.46
1:C:217:LYS:HG3	1:C:221:TYR:CE2	2.51	0.46
1:C:423:ARG:NE	1:C:423:ARG:HA	2.30	0.46
1:C:55:SER:H	1:C:71:LYS:NZ	2.13	0.46
1:D:207:ALA:HA	1:D:209:GLU:OE2	2.16	0.46
1:C:167:TYR:CD2	1:C:170:ARG:HD2	2.50	0.46
1:C:132:LEU:HD22	1:C:320:PHE:CD1	2.50	0.46
1:C:338:TYR:CE2	1:C:340:ILE:HA	2.50	0.46
1:A:176:ASN:N	1:A:176:ASN:HD22	2.14	0.46
1:B:297:PHE:CE2	1:B:298:MET:HG3	2.50	0.46
1:A:211:ASN:OD1	2:A:436(A):NAG:H2	2.16	0.46
1:A:346:THR:HA	1:A:347:PRO:HD3	1.75	0.46
1:B:207:ALA:HB3	1:B:212:GLU:HB2	1.97	0.46
1:C:27:PRO:HG3	1:C:105:VAL:O	2.16	0.45
1:D:167:TYR:CD2	1:D:170:ARG:HD2	2.50	0.45
1:A:228:GLU:H	1:A:228:GLU:CD	2.18	0.45
1:B:296:HIS:CD2	1:B:323:HIS:O	2.69	0.45
1:D:373:ILE:HG22	1:D:374:GLN:N	2.30	0.45
1:B:176:ASN:N	1:B:176:ASN:HD22	2.14	0.45
1:B:33:THR:HG23	1:B:195:TRP:O	2.15	0.45
1:D:351:GLN:OE1	1:D:429:ASP:HA	2.16	0.45
1:C:270:LEU:HD23	1:C:270:LEU:HA	1.83	0.45
1:C:409:ASP:HB3	1:C:413:VAL:CB	2.45	0.45
1:D:103:TYR:CZ	1:D:114:PHE:HB2	2.52	0.45
1:D:424:HIS:CD2	1:D:425:TRP:CD1	3.02	0.45
1:B:124:LEU:HD11	1:B:425:TRP:CZ2	2.52	0.45
1:B:423:ARG:HA	1:B:423:ARG:NE	2.30	0.45
1:D:99:THR:O	1:D:117:ILE:HA	2.16	0.45
1:C:60:TRP:HB3	1:C:67:LYS:HA	1.99	0.45
1:D:134:GLY:CA	1:D:162:VAL:HG12	2.42	0.45
1:A:25:ASN:ND2	1:A:51:GLU:H	2.14	0.45
1:B:211:ASN:OD1	2:B:436(A):NAG:H2	2.16	0.45
1:D:338:TYR:CE2	1:D:340:ILE:HA	2.51	0.45
1:A:129:THR:HG23	1:A:157:GLN:HE21	1.82	0.45
1:A:151:LEU:O	1:A:152:SER:C	2.55	0.45
1:A:240:ILE:HG13	1:A:240:ILE:O	2.15	0.45
1:D:25:ASN:ND2	1:D:50:ASP:HB2	2.32	0.45

*Continued on next page...*

*Continued from previous page...*

Atom-1	Atom-2	Interatomic distance (Å)	Clash overlap (Å)
1:A:55:SER:H	1:A:71:LYS:NZ	2.14	0.45
1:D:255:ALA:O	1:D:262:GLN:HB3	2.17	0.45
1:B:228:GLU:CD	1:B:228:GLU:H	2.20	0.45
1:A:329:ARG:NE	1:A:418:VAL:HG21	2.32	0.44
1:A:167:TYR:CD2	1:A:170:ARG:HD2	2.51	0.44
1:A:174:HIS:O	1:A:176:ASN:N	2.50	0.44
1:C:27:PRO:HG2	1:C:112:ARG:HD3	1.99	0.44
1:D:134:GLY:O	1:D:135:ASP:HB2	2.16	0.44
1:B:48:THR:OG1	1:B:88:HIS:HE1	2.00	0.44
1:C:364:ASN:ND2	1:C:367:VAL:H	2.13	0.44
1:D:33:THR:HG23	1:D:195:TRP:O	2.17	0.44
1:B:365:TYR:CD1	1:B:365:TYR:N	2.84	0.44
1:C:217:LYS:HG3	1:C:221:TYR:HE2	1.81	0.44
1:B:346:THR:HA	1:B:347:PRO:HD3	1.72	0.44
1:B:331:GLU:OE1	1:B:431:SER:HB3	2.18	0.44
1:C:99:THR:N	1:C:118:THR:OG1	2.51	0.44
1:C:175:ASP:O	1:C:177:VAL:N	2.50	0.44
1:D:346:THR:HA	1:D:347:PRO:HD3	1.76	0.44
1:D:211:ASN:OD1	2:D:436(A):NAG:C2	2.66	0.44
1:C:406:ARG:HB2	1:C:409:ASP:OD2	2.18	0.44
1:B:217:LYS:HG3	1:B:221:TYR:HE2	1.83	0.43
1:D:250:LEU:HD21	1:D:266:LEU:HD13	1.99	0.43
1:C:211:ASN:OD1	2:C:436(A):NAG:C2	2.66	0.43
1:C:396:ASN:HB2	1:C:398:THR:H	1.83	0.43
1:D:148:HIS:CE1	1:D:407:ASN:HA	2.54	0.43
1:A:364:ASN:ND2	1:A:367:VAL:H	2.16	0.43
1:B:174:HIS:O	1:B:176:ASN:N	2.51	0.43
1:C:399:HIS:CE1	1:C:421:PHE:HE1	2.36	0.43
1:C:148:HIS:CE1	1:C:407:ASN:HA	2.53	0.43
1:D:169:ASP:N	1:D:169:ASP:OD1	2.52	0.43
1:D:25:ASN:ND2	1:D:50:ASP:H	2.16	0.43
1:D:318:VAL:HG21	1:D:392:PHE:CE1	2.53	0.43
1:A:122:THR:HA	1:A:243:ALA:O	2.18	0.43
1:B:294:ASN:HD22	1:B:371:ASN:HB3	1.84	0.43
1:C:25:ASN:ND2	1:C:50:ASP:HB2	2.33	0.43
1:D:32:ILE:HA	1:D:43:ILE:O	2.19	0.43
1:A:231:GLN:OE1	1:A:231:GLN:N	2.51	0.43
1:B:167:TYR:CD2	1:B:170:ARG:HD2	2.54	0.43
1:D:185:PHE:C	1:D:185:PHE:CD1	2.90	0.43
1:B:217:LYS:O	1:B:218:PRO:C	2.57	0.43
1:B:338:TYR:CE2	1:B:340:ILE:HA	2.53	0.43

*Continued on next page...*

*Continued from previous page...*

Atom-1	Atom-2	Interatomic distance (Å)	Clash overlap (Å)
1:D:372:MET:SD	1:D:383:ARG:HD3	2.59	0.43
1:D:406:ARG:HG3	1:D:415:ALA:HB3	2.01	0.43
1:A:103:TYR:CZ	1:A:114:PHE:HB2	2.54	0.43
1:A:25:ASN:HD22	1:A:50:ASP:H	1.66	0.43
1:C:402:PHE:HB3	1:C:420:PHE:HE1	1.84	0.43
1:D:175:ASP:O	1:D:177:VAL:N	2.51	0.43
1:D:409:ASP:CB	1:D:413:VAL:HB	2.44	0.43
1:B:217:LYS:HG3	1:B:221:TYR:CE2	2.53	0.43
1:B:409:ASP:HB3	1:B:413:VAL:CB	2.45	0.43
1:C:174:HIS:O	1:C:176:ASN:N	2.52	0.43
1:D:9:ARG:O	1:D:9:ARG:HG3	2.17	0.43
1:A:123:GLY:HA3	1:A:126:VAL:HG23	1.99	0.43
1:A:365:TYR:N	1:A:365:TYR:CD1	2.87	0.43
1:B:103:TYR:CZ	1:B:114:PHE:HB2	2.54	0.43
1:B:80:PHE:CD1	1:B:210:ILE:HB	2.54	0.43
1:B:345:CYS:SG	1:C:338:TYR:CE1	3.12	0.43
1:A:134:GLY:CA	1:A:162:VAL:HG12	2.42	0.43
1:B:296:HIS:HD2	1:B:323:HIS:O	2.02	0.43
1:B:171:TYR:CD1	1:B:178:ARG:HG3	2.54	0.42
1:D:257:GLY:O	1:D:263:TYR:HB2	2.19	0.42
1:A:175:ASP:O	1:A:177:VAL:N	2.52	0.42
1:D:98:ASN:HA	1:D:118:THR:O	2.19	0.42
1:C:104:GLU:HA	1:C:112:ARG:O	2.20	0.42
1:D:365:TYR:N	1:D:365:TYR:CD1	2.87	0.42
1:A:207:ALA:HA	1:A:209:GLU:OE2	2.19	0.42
1:A:320:PHE:HB3	1:A:359:ILE:HD11	2.01	0.42
1:C:318:VAL:HG11	1:C:320:PHE:CZ	2.54	0.42
1:C:373:ILE:O	1:C:383:ARG:NH2	2.43	0.42
1:D:123:GLY:HA3	1:D:126:VAL:HG23	2.01	0.42
1:D:63:LYS:HG3	1:D:64:ASN:H	1.83	0.42
1:A:409:ASP:HB3	1:A:413:VAL:CB	2.48	0.42
1:A:63:LYS:NZ	1:A:96:LYS:HE2	2.33	0.42
1:D:228:GLU:H	1:D:228:GLU:CD	2.22	0.42
1:D:280:TRP:CZ2	1:D:400:ALA:HB2	2.55	0.42
1:D:316:VAL:O	1:D:354:PRO:HB3	2.19	0.42
1:D:55:SER:H	1:D:71:LYS:NZ	2.16	0.42
1:B:409:ASP:OD2	1:B:415:ALA:HB2	2.20	0.42
1:C:211:ASN:OD1	2:C:436(A):NAG:H2	2.20	0.42
1:D:404:TRP:HB3	1:D:416:ASP:HB3	2.01	0.42
1:B:27:PRO:HG2	1:B:112:ARG:HD3	2.02	0.42
1:B:162:VAL:O	1:B:162:VAL:HG13	2.19	0.42

*Continued on next page...*

*Continued from previous page...*

Atom-1	Atom-2	Interatomic distance (Å)	Clash overlap (Å)
1:B:185:PHE:CD1	1:B:185:PHE:C	2.92	0.42
1:C:176:ASN:O	1:C:179:TRP:HB2	2.20	0.42
1:D:99:THR:N	1:D:118:THR:OG1	2.52	0.42
1:D:402:PHE:HB2	1:D:420:PHE:CE1	2.55	0.42
1:A:295:HIS:O	1:A:296:HIS:HB2	2.19	0.42
1:B:97:TYR:CE1	1:B:121:GLN:HA	2.55	0.42
1:C:174:HIS:CD2	1:C:174:HIS:N	2.88	0.42
1:C:255:ALA:O	1:C:262:GLN:HB3	2.20	0.42
1:D:409:ASP:OD2	1:D:415:ALA:HB2	2.20	0.42
1:D:64:ASN:HD21	1:D:66:ARG:HB2	1.85	0.42
1:C:229:ALA:C	1:C:230:SER:O	2.56	0.42
1:C:402:PHE:CB	1:C:420:PHE:HE1	2.33	0.42
1:D:270:LEU:HD23	1:D:270:LEU:HA	1.87	0.42
1:D:382:PHE:HE2	1:D:416:ASP:HB2	1.84	0.42
1:A:162:VAL:HG13	1:A:162:VAL:O	2.20	0.41
1:A:32:ILE:HG12	1:A:190:VAL:O	2.20	0.41
1:A:270:LEU:HD23	1:A:270:LEU:HA	1.86	0.41
1:A:25:ASN:ND2	1:A:50:ASP:HB2	2.35	0.41
1:B:104:GLU:HB3	1:B:111:THR:CG2	2.50	0.41
1:C:151:LEU:O	1:C:152:SER:C	2.58	0.41
1:C:231:GLN:N	1:C:231:GLN:OE1	2.53	0.41
1:D:251:SER:OG	1:D:254:SER:HB2	2.20	0.41
1:A:185:PHE:C	1:A:185:PHE:CD1	2.94	0.41
1:B:207:ALA:HA	1:B:209:GLU:OE2	2.20	0.41
1:B:255:ALA:O	1:B:262:GLN:HB3	2.20	0.41
1:B:258:ARG:HA	1:B:263:TYR:CD2	2.55	0.41
1:C:178:ARG:HA	1:C:178:ARG:HD3	1.94	0.41
1:D:364:ASN:ND2	1:D:367:VAL:H	2.16	0.41
1:A:64:ASN:HD21	1:A:66:ARG:HB2	1.85	0.41
1:B:318:VAL:HG11	1:B:320:PHE:CZ	2.55	0.41
1:C:103:TYR:CZ	1:C:114:PHE:HB2	2.54	0.41
1:C:29:GLN:HE22	1:C:180:ASP:HA	1.86	0.41
1:C:372:MET:HG3	1:C:383:ARG:NH1	2.35	0.41
1:D:104:GLU:HA	1:D:112:ARG:O	2.21	0.41
1:A:398:THR:CG2	1:A:426:TYR:HB2	2.49	0.41
1:C:129:THR:HG23	1:C:157:GLN:HE21	1.85	0.41
1:B:338:TYR:CE1	1:C:345:CYS:O	2.73	0.41
1:C:409:ASP:CB	1:C:413:VAL:HB	2.49	0.41
1:D:174:HIS:O	1:D:176:ASN:N	2.52	0.41
1:D:177:VAL:O	1:D:180:ASP:N	2.53	0.41
1:D:25:ASN:HD21	1:D:51:GLU:H	1.69	0.41

*Continued on next page...*

*Continued from previous page...*

Atom-1	Atom-2	Interatomic distance (Å)	Clash overlap (Å)
1:D:165:LEU:O	1:D:182:TRP:CE2	2.73	0.41
1:A:345:CYS:O	1:A:345:CYS:SG	2.79	0.41
1:B:409:ASP:CB	1:B:413:VAL:HB	2.47	0.41
1:D:396:ASN:HB2	1:D:398:THR:H	1.86	0.41
1:B:222:ARG:HG2	1:B:222:ARG:HH11	1.86	0.41
1:C:163:GLY:HA2	1:C:198:THR:O	2.20	0.41
1:B:255:ALA:HB2	1:C:255:ALA:HB2	2.02	0.41
1:D:164:ASP:H	1:D:200:GLY:HA3	1.86	0.41
1:C:116:PHE:CD1	1:C:116:PHE:C	2.94	0.41
1:C:122:THR:HA	1:C:243:ALA:O	2.21	0.41
1:D:278:THR:HA	1:D:279:PRO:HD2	1.92	0.41
1:D:402:PHE:CB	1:D:420:PHE:HE1	2.34	0.41
1:A:25:ASN:HA	1:A:25:ASN:HD22	1.68	0.41
1:D:28:GLN:HG3	1:D:29:GLN:HG3	2.02	0.41
1:D:345:CYS:O	1:D:345:CYS:SG	2.77	0.41
1:D:399:HIS:CE1	1:D:421:PHE:HE1	2.39	0.41
1:A:207:ALA:HB1	1:A:210:ILE:HG12	2.03	0.41
1:D:26:ALA:HA	1:D:27:PRO:HD2	1.95	0.41
1:D:73:LYS:HD3	1:D:74:MET:H	1.85	0.41
1:A:104:GLU:HA	1:A:112:ARG:O	2.20	0.41
1:A:171:TYR:CD1	1:A:178:ARG:HG3	2.56	0.41
1:A:165:LEU:O	1:A:182:TRP:CE2	2.74	0.41
1:A:33:THR:HG23	1:A:195:TRP:O	2.21	0.41
1:A:95:LEU:HB3	1:A:118:THR:HG21	2.02	0.41
1:B:149:TYR:OH	1:B:156:GLY:HA3	2.21	0.41
1:C:329:ARG:NE	1:C:418:VAL:HG21	2.36	0.41
1:C:346:THR:HG23	1:C:347:PRO:HD2	2.03	0.41
1:A:129:THR:H	1:A:157:GLN:NE2	2.19	0.40
1:B:338:TYR:HE1	1:C:345:CYS:O	2.03	0.40
1:B:364:ASN:HD22	1:B:365:TYR:N	2.17	0.40
1:C:345:CYS:SG	1:C:345:CYS:O	2.79	0.40
1:D:373:ILE:CG2	1:D:374:GLN:N	2.84	0.40
1:A:423:ARG:NE	1:A:423:ARG:HA	2.36	0.40
1:B:29:GLN:HE22	1:B:180:ASP:HA	1.87	0.40
1:C:138:GLN:NE2	1:C:178:ARG:HD2	2.36	0.40
1:D:179:TRP:CZ3	1:D:223:TYR:HE2	2.39	0.40
1:A:14:ASP:O	1:A:15:SER:C	2.59	0.40
1:B:129:THR:HG23	1:B:157:GLN:HE21	1.84	0.40
1:C:165:LEU:O	1:C:182:TRP:CE2	2.75	0.40
1:C:82:TYR:CG	1:C:83:SER:N	2.90	0.40
1:A:161:PHE:HD1	1:A:163:GLY:H	1.69	0.40

*Continued on next page...*



Continued from previous page...

Atom-1	Atom-2	Interatomic distance (Å)	Clash overlap (Å)
1:A:174:HIS:CD2	1:A:174:HIS:N	2.90	0.40
1:B:154:LYS:HG2	1:B:154:LYS:O	2.22	0.40
1:C:14:ASP:O	1:C:15:SER:C	2.60	0.40

There are no symmetry-related clashes.

## 5.3 Torsion angles [i](#)

### 5.3.1 Protein backbone [i](#)

In the following table, the Percentiles column shows the percent Ramachandran outliers of the chain as a percentile score with respect to all X-ray entries followed by that with respect to entries of similar resolution.

The Analysed column shows the number of residues for which the backbone conformation was analysed, and the total number of residues.

Mol	Chain	Analysed	Favoured	Allowed	Outliers	Percentiles	
1	A	422/432 (98%)	374 (89%)	45 (11%)	3 (1%)	22	60
1	B	422/432 (98%)	371 (88%)	45 (11%)	6 (1%)	11	43
1	C	422/432 (98%)	369 (87%)	48 (11%)	5 (1%)	13	48
1	D	422/432 (98%)	369 (87%)	47 (11%)	6 (1%)	11	43
All	All	1688/1728 (98%)	1483 (88%)	185 (11%)	20 (1%)	13	48

All (20) Ramachandran outliers are listed below:

Mol	Chain	Res	Type
1	A	175	ASP
1	B	175	ASP
1	C	175	ASP
1	D	175	ASP
1	D	431	SER
1	A	176	ASN
1	B	176	ASN
1	C	176	ASN
1	C	325	HIS
1	D	176	ASN
1	B	426	TYR
1	D	164	ASP

Continued on next page...

*Continued from previous page...*

Mol	Chain	Res	Type
1	D	335	ASN
1	D	340	ILE
1	A	340	ILE
1	B	164	ASP
1	B	340	ILE
1	B	343	GLY
1	C	164	ASP
1	C	340	ILE

### 5.3.2 Protein sidechains [i](#)

In the following table, the Percentiles column shows the percent sidechain outliers of the chain as a percentile score with respect to all X-ray entries followed by that with respect to entries of similar resolution.

The Analysed column shows the number of residues for which the sidechain conformation was analysed, and the total number of residues.

Mol	Chain	Analysed	Rotameric	Outliers	Percentiles	
1	A	373/381 (98%)	341 (91%)	32 (9%)	10	37
1	B	373/381 (98%)	344 (92%)	29 (8%)	12	42
1	C	373/381 (98%)	340 (91%)	33 (9%)	10	36
1	D	373/381 (98%)	344 (92%)	29 (8%)	12	42
All	All	1492/1524 (98%)	1369 (92%)	123 (8%)	11	39

All (123) residues with a non-rotameric sidechain are listed below:

Mol	Chain	Res	Type
1	A	14	ASP
1	A	20	VAL
1	A	25	ASN
1	A	40	ARG
1	A	52	PRO
1	A	64	ASN
1	A	74	MET
1	A	94	LYS
1	A	105	VAL
1	A	119	PRO
1	A	129	THR
1	A	147	SER
1	A	152	SER

*Continued on next page...*

*Continued from previous page...*

<b>Mol</b>	<b>Chain</b>	<b>Res</b>	<b>Type</b>
1	A	154	LYS
1	A	155	LYS
1	A	162	VAL
1	A	176	ASN
1	A	190	VAL
1	A	209	GLU
1	A	228	GLU
1	A	230	SER
1	A	254	SER
1	A	256	TYR
1	A	276	SER
1	A	306	LYS
1	A	358	THR
1	A	359	ILE
1	A	378	GLU
1	A	383	ARG
1	A	403	SER
1	A	408	GLN
1	A	430	ASP
1	B	14	ASP
1	B	40	ARG
1	B	52	PRO
1	B	64	ASN
1	B	74	MET
1	B	94	LYS
1	B	105	VAL
1	B	119	PRO
1	B	129	THR
1	B	147	SER
1	B	154	LYS
1	B	155	LYS
1	B	162	VAL
1	B	176	ASN
1	B	190	VAL
1	B	209	GLU
1	B	228	GLU
1	B	230	SER
1	B	254	SER
1	B	256	TYR
1	B	276	SER
1	B	306	LYS
1	B	358	THR

*Continued on next page...*

*Continued from previous page...*

<b>Mol</b>	<b>Chain</b>	<b>Res</b>	<b>Type</b>
1	B	359	ILE
1	B	371	ASN
1	B	372	MET
1	B	378	GLU
1	B	383	ARG
1	B	403	SER
1	C	9	ARG
1	C	10	ASP
1	C	14	ASP
1	C	40	ARG
1	C	52	PRO
1	C	64	ASN
1	C	74	MET
1	C	94	LYS
1	C	105	VAL
1	C	119	PRO
1	C	129	THR
1	C	147	SER
1	C	154	LYS
1	C	155	LYS
1	C	162	VAL
1	C	176	ASN
1	C	190	VAL
1	C	209	GLU
1	C	228	GLU
1	C	230	SER
1	C	254	SER
1	C	256	TYR
1	C	276	SER
1	C	305	THR
1	C	306	LYS
1	C	358	THR
1	C	359	ILE
1	C	372	MET
1	C	378	GLU
1	C	383	ARG
1	C	403	SER
1	C	408	GLN
1	C	428	VAL
1	D	14	ASP
1	D	40	ARG
1	D	52	PRO

*Continued on next page...*

*Continued from previous page...*

<b>Mol</b>	<b>Chain</b>	<b>Res</b>	<b>Type</b>
1	D	64	ASN
1	D	74	MET
1	D	94	LYS
1	D	105	VAL
1	D	129	THR
1	D	147	SER
1	D	154	LYS
1	D	155	LYS
1	D	162	VAL
1	D	176	ASN
1	D	190	VAL
1	D	209	GLU
1	D	228	GLU
1	D	230	SER
1	D	254	SER
1	D	256	TYR
1	D	276	SER
1	D	305	THR
1	D	306	LYS
1	D	342	ASP
1	D	358	THR
1	D	359	ILE
1	D	378	GLU
1	D	383	ARG
1	D	403	SER
1	D	430	ASP

Some sidechains can be flipped to improve hydrogen bonding and reduce clashes. All (59) such sidechains are listed below:

<b>Mol</b>	<b>Chain</b>	<b>Res</b>	<b>Type</b>
1	A	25	ASN
1	A	28	GLN
1	A	29	GLN
1	A	31	HIS
1	A	34	GLN
1	A	64	ASN
1	A	88	HIS
1	A	138	GLN
1	A	157	GLN
1	A	173	ASN
1	A	176	ASN
1	A	294	ASN

*Continued on next page...*

*Continued from previous page...*

<b>Mol</b>	<b>Chain</b>	<b>Res</b>	<b>Type</b>
1	A	364	ASN
1	A	371	ASN
1	A	374	GLN
1	A	399	HIS
1	A	424	HIS
1	B	25	ASN
1	B	28	GLN
1	B	29	GLN
1	B	31	HIS
1	B	34	GLN
1	B	64	ASN
1	B	88	HIS
1	B	138	GLN
1	B	157	GLN
1	B	294	ASN
1	B	364	ASN
1	B	389	HIS
1	B	399	HIS
1	B	424	HIS
1	C	25	ASN
1	C	28	GLN
1	C	29	GLN
1	C	31	HIS
1	C	34	GLN
1	C	64	ASN
1	C	88	HIS
1	C	138	GLN
1	C	157	GLN
1	C	294	ASN
1	C	364	ASN
1	C	374	GLN
1	C	399	HIS
1	C	424	HIS
1	D	25	ASN
1	D	28	GLN
1	D	29	GLN
1	D	31	HIS
1	D	34	GLN
1	D	64	ASN
1	D	88	HIS
1	D	138	GLN
1	D	157	GLN

*Continued on next page...*

*Continued from previous page...*

Mol	Chain	Res	Type
1	D	224	HIS
1	D	294	ASN
1	D	364	ASN
1	D	399	HIS
1	D	424	HIS

### 5.3.3 RNA [i](#)

There are no RNA molecules in this entry.

### 5.4 Non-standard residues in protein, DNA, RNA chains [i](#)

There are no non-standard protein/DNA/RNA residues in this entry.

### 5.5 Carbohydrates [i](#)

There are no monosaccharides in this entry.

### 5.6 Ligand geometry [i](#)

Of 32 ligands modelled in this entry, 8 are monoatomic - leaving 24 for Mogul analysis.

In the following table, the Counts columns list the number of bonds (or angles) for which Mogul statistics could be retrieved, the number of bonds (or angles) that are observed in the model and the number of bonds (or angles) that are defined in the Chemical Component Dictionary. The Link column lists molecule types, if any, to which the group is linked. The Z score for a bond length (or angle) is the number of standard deviations the observed value is removed from the expected value. A bond length (or angle) with  $|Z| > 2$  is considered an outlier worth inspection. RMSZ is the root-mean-square of all Z scores of the bond lengths (or angles).

Mol	Type	Chain	Res	Link	Bond lengths			Bond angles		
					Counts	RMSZ	# Z  > 2	Counts	RMSZ	# Z  > 2
2	NAG	A	437(A)	1	14,14,15	0.93	0	17,19,21	1.10	2 (11%)
2	NAG	B	437(A)	1	14,14,15	0.99	0	17,19,21	0.89	1 (5%)
5	WO4	D	440	3,4	2,4,4	1.61	1 (50%)	-		
2	NAG	A	434(A)	1	14,14,15	0.83	0	17,19,21	1.42	1 (5%)
2	NAG	D	436(A)	1	14,14,15	1.29	2 (14%)	17,19,21	1.11	2 (11%)
2	NAG	C	434(A)	1	14,14,15	1.00	1 (7%)	17,19,21	1.59	4 (23%)
2	NAG	D	435(A)	1	14,14,15	0.60	0	17,19,21	0.83	0

Mol	Type	Chain	Res	Link	Bond lengths			Bond angles		
					Counts	RMSZ	# Z  > 2	Counts	RMSZ	# Z  > 2
2	NAG	C	437(A)	1	14,14,15	1.14	2 (14%)	17,19,21	1.07	2 (11%)
2	NAG	B	433(A)	1	14,14,15	1.12	1 (7%)	17,19,21	1.27	2 (11%)
2	NAG	C	435(A)	1	14,14,15	0.50	0	17,19,21	0.81	0
5	WO4	B	440	3,4	2,4,4	2.22	1 (50%)	-		
2	NAG	C	436(A)	1	14,14,15	1.39	3 (21%)	17,19,21	1.22	3 (17%)
2	NAG	B	435(A)	1	14,14,15	0.77	0	17,19,21	0.59	0
2	NAG	C	433(A)	1	14,14,15	1.10	1 (7%)	17,19,21	1.09	1 (5%)
2	NAG	A	433(A)	1	14,14,15	0.93	0	17,19,21	1.19	2 (11%)
2	NAG	B	436(A)	1	14,14,15	1.43	2 (14%)	17,19,21	1.20	3 (17%)
2	NAG	B	434(A)	1	14,14,15	0.65	0	17,19,21	1.21	2 (11%)
5	WO4	A	440	3,4	2,4,4	1.49	1 (50%)	-		
2	NAG	A	436(A)	1	14,14,15	1.29	3 (21%)	17,19,21	1.23	2 (11%)
2	NAG	D	433(A)	1	14,14,15	0.89	1 (7%)	17,19,21	1.23	2 (11%)
2	NAG	A	435(A)	1	14,14,15	0.58	0	17,19,21	0.96	1 (5%)
2	NAG	D	434(A)	1	14,14,15	0.84	0	17,19,21	1.49	2 (11%)
5	WO4	C	440	3,4	2,4,4	3.46	2 (100%)	-		
2	NAG	D	437(A)	1	14,14,15	1.23	2 (14%)	17,19,21	1.10	1 (5%)

In the following table, the Chirals column lists the number of chiral outliers, the number of chiral centers analysed, the number of these observed in the model and the number defined in the Chemical Component Dictionary. Similar counts are reported in the Torsion and Rings columns. '2' means no outliers of that kind were identified.

Mol	Type	Chain	Res	Link	Chirals	Torsions	Rings
2	NAG	A	437(A)	1	-	0/6/23/26	0/1/1/1
2	NAG	B	437(A)	1	-	0/6/23/26	0/1/1/1
2	NAG	C	433(A)	1	-	2/6/23/26	0/1/1/1
2	NAG	A	436(A)	1	-	4/6/23/26	0/1/1/1
2	NAG	A	433(A)	1	-	2/6/23/26	0/1/1/1
2	NAG	B	433(A)	1	-	2/6/23/26	0/1/1/1
2	NAG	B	436(A)	1	-	4/6/23/26	0/1/1/1
2	NAG	A	434(A)	1	-	4/6/23/26	0/1/1/1
2	NAG	D	433(A)	1	-	2/6/23/26	0/1/1/1
2	NAG	D	436(A)	1	-	4/6/23/26	0/1/1/1
2	NAG	A	435(A)	1	-	2/6/23/26	0/1/1/1
2	NAG	C	435(A)	1	-	2/6/23/26	0/1/1/1
2	NAG	C	434(A)	1	-	4/6/23/26	0/1/1/1

Continued on next page...



Continued from previous page...

Mol	Type	Chain	Res	Link	Chirals	Torsions	Rings
2	NAG	D	435(A)	1	-	2/6/23/26	0/1/1/1
2	NAG	B	434(A)	1	-	4/6/23/26	0/1/1/1
2	NAG	C	436(A)	1	-	4/6/23/26	0/1/1/1
2	NAG	D	434(A)	1	-	4/6/23/26	0/1/1/1
2	NAG	B	435(A)	1	-	2/6/23/26	0/1/1/1
2	NAG	C	437(A)	1	-	0/6/23/26	0/1/1/1
2	NAG	D	437(A)	1	-	0/6/23/26	0/1/1/1

All (23) bond length outliers are listed below:

Mol	Chain	Res	Type	Atoms	Z	Observed(Å)	Ideal(Å)
5	C	440	WO4	W-O2	-4.01	1.65	1.74
2	B	436(A)	NAG	C1-C2	3.34	1.57	1.52
5	B	440	WO4	W-O2	-3.10	1.67	1.74
2	D	436(A)	NAG	C1-C2	2.87	1.56	1.52
5	C	440	WO4	W-O1	-2.81	1.68	1.74
2	C	436(A)	NAG	C1-C2	2.80	1.56	1.52
2	C	433(A)	NAG	C1-C2	2.67	1.56	1.52
2	B	433(A)	NAG	C1-C2	2.66	1.56	1.52
2	A	436(A)	NAG	C1-C2	2.60	1.56	1.52
2	C	437(A)	NAG	C3-C2	2.49	1.57	1.52
2	D	437(A)	NAG	C4-C3	2.42	1.58	1.52
2	B	436(A)	NAG	C4-C5	2.39	1.58	1.53
2	C	436(A)	NAG	C4-C5	2.31	1.57	1.53
2	D	433(A)	NAG	C1-C2	2.29	1.55	1.52
5	D	440	WO4	W-O2	-2.27	1.69	1.74
2	C	436(A)	NAG	O5-C5	2.25	1.48	1.43
2	A	436(A)	NAG	O5-C5	2.17	1.47	1.43
2	D	436(A)	NAG	O5-C5	2.12	1.47	1.43
2	C	434(A)	NAG	C3-C2	2.12	1.57	1.52
5	A	440	WO4	W-O2	-2.10	1.69	1.74
2	D	437(A)	NAG	C3-C2	2.10	1.57	1.52
2	C	437(A)	NAG	C4-C3	2.09	1.57	1.52
2	A	436(A)	NAG	C4-C5	2.08	1.57	1.53

All (33) bond angle outliers are listed below:

Mol	Chain	Res	Type	Atoms	Z	Observed(°)	Ideal(°)
2	C	434(A)	NAG	C4-C3-C2	-4.61	104.26	111.02
2	A	434(A)	NAG	C4-C3-C2	-4.39	104.59	111.02
2	D	434(A)	NAG	C4-C3-C2	-4.38	104.61	111.02

Continued on next page...

*Continued from previous page...*

Mol	Chain	Res	Type	Atoms	Z	Observed(°)	Ideal(°)
2	B	434(A)	NAG	C4-C3-C2	-3.41	106.02	111.02
2	D	437(A)	NAG	C4-C3-C2	-2.95	106.70	111.02
2	A	436(A)	NAG	C4-C3-C2	-2.94	106.71	111.02
2	D	433(A)	NAG	C4-C3-C2	-2.84	106.85	111.02
2	C	436(A)	NAG	C4-C3-C2	-2.80	106.92	111.02
2	B	433(A)	NAG	C4-C3-C2	-2.73	107.02	111.02
2	B	436(A)	NAG	C4-C3-C2	-2.67	107.11	111.02
2	A	435(A)	NAG	C2-N2-C7	-2.63	119.16	122.90
2	D	433(A)	NAG	C2-N2-C7	-2.61	119.19	122.90
2	A	433(A)	NAG	C4-C3-C2	-2.58	107.23	111.02
2	A	437(A)	NAG	C2-N2-C7	-2.54	119.29	122.90
2	A	437(A)	NAG	C4-C3-C2	-2.51	107.34	111.02
2	C	437(A)	NAG	C4-C3-C2	-2.50	107.35	111.02
2	D	436(A)	NAG	C4-C3-C2	-2.49	107.37	111.02
2	C	434(A)	NAG	O5-C1-C2	-2.43	107.45	111.29
2	A	433(A)	NAG	C2-N2-C7	-2.42	119.46	122.90
2	B	437(A)	NAG	C4-C3-C2	-2.39	107.52	111.02
2	D	436(A)	NAG	C1-O5-C5	2.36	115.39	112.19
2	A	436(A)	NAG	C1-O5-C5	2.31	115.32	112.19
2	C	433(A)	NAG	C4-C3-C2	-2.31	107.63	111.02
2	C	436(A)	NAG	C1-O5-C5	2.28	115.28	112.19
2	B	433(A)	NAG	C2-N2-C7	-2.28	119.66	122.90
2	C	437(A)	NAG	C2-N2-C7	-2.26	119.68	122.90
2	D	434(A)	NAG	O5-C1-C2	-2.22	107.79	111.29
2	B	436(A)	NAG	C1-O5-C5	2.19	115.16	112.19
2	C	434(A)	NAG	O3-C3-C2	2.12	113.85	109.47
2	C	436(A)	NAG	C1-C2-N2	2.11	114.10	110.49
2	B	436(A)	NAG	C1-C2-N2	2.10	114.07	110.49
2	C	434(A)	NAG	C2-N2-C7	-2.08	119.94	122.90
2	B	434(A)	NAG	O5-C1-C2	-2.05	108.05	111.29

There are no chirality outliers.

All (48) torsion outliers are listed below:

Mol	Chain	Res	Type	Atoms
2	A	436(A)	NAG	O5-C5-C6-O6
2	D	436(A)	NAG	O5-C5-C6-O6
2	D	435(A)	NAG	O5-C5-C6-O6
2	C	436(A)	NAG	O5-C5-C6-O6
2	C	435(A)	NAG	O5-C5-C6-O6
2	B	436(A)	NAG	O5-C5-C6-O6
2	D	436(A)	NAG	C4-C5-C6-O6

*Continued on next page...*

*Continued from previous page...*

Mol	Chain	Res	Type	Atoms
2	B	435(A)	NAG	O5-C5-C6-O6
2	A	435(A)	NAG	O5-C5-C6-O6
2	B	436(A)	NAG	C4-C5-C6-O6
2	C	435(A)	NAG	C4-C5-C6-O6
2	A	436(A)	NAG	C4-C5-C6-O6
2	C	434(A)	NAG	O5-C5-C6-O6
2	B	435(A)	NAG	C4-C5-C6-O6
2	B	434(A)	NAG	O5-C5-C6-O6
2	D	434(A)	NAG	O5-C5-C6-O6
2	D	435(A)	NAG	C4-C5-C6-O6
2	A	435(A)	NAG	C4-C5-C6-O6
2	A	434(A)	NAG	O5-C5-C6-O6
2	B	433(A)	NAG	O5-C5-C6-O6
2	C	434(A)	NAG	C4-C5-C6-O6
2	C	436(A)	NAG	C4-C5-C6-O6
2	D	434(A)	NAG	C4-C5-C6-O6
2	A	434(A)	NAG	C4-C5-C6-O6
2	B	434(A)	NAG	C4-C5-C6-O6
2	C	433(A)	NAG	O5-C5-C6-O6
2	A	433(A)	NAG	O5-C5-C6-O6
2	D	433(A)	NAG	O5-C5-C6-O6
2	B	433(A)	NAG	C4-C5-C6-O6
2	A	434(A)	NAG	C1-C2-N2-C7
2	C	433(A)	NAG	C4-C5-C6-O6
2	D	433(A)	NAG	C4-C5-C6-O6
2	B	434(A)	NAG	C1-C2-N2-C7
2	A	433(A)	NAG	C4-C5-C6-O6
2	D	434(A)	NAG	C1-C2-N2-C7
2	D	436(A)	NAG	C1-C2-N2-C7
2	A	436(A)	NAG	C1-C2-N2-C7
2	C	434(A)	NAG	C1-C2-N2-C7
2	B	436(A)	NAG	C1-C2-N2-C7
2	A	434(A)	NAG	C3-C2-N2-C7
2	D	436(A)	NAG	C3-C2-N2-C7
2	C	434(A)	NAG	C3-C2-N2-C7
2	C	436(A)	NAG	C3-C2-N2-C7
2	B	436(A)	NAG	C3-C2-N2-C7
2	B	434(A)	NAG	C3-C2-N2-C7
2	A	436(A)	NAG	C3-C2-N2-C7
2	D	434(A)	NAG	C3-C2-N2-C7
2	C	436(A)	NAG	C1-C2-N2-C7

There are no ring outliers.

5 monomers are involved in 8 short contacts:

Mol	Chain	Res	Type	Clashes	Symm-Clashes
5	D	440	WO4	1	0
2	D	436(A)	NAG	1	0
2	C	436(A)	NAG	2	0
2	B	436(A)	NAG	2	0
2	A	436(A)	NAG	2	0

## 5.7 Other polymers [i](#)

There are no such residues in this entry.

## 5.8 Polymer linkage issues [i](#)

There are no chain breaks in this entry.

## 6 Fit of model and data

### 6.1 Protein, DNA and RNA chains

EDS was not executed - this section is therefore empty.

### 6.2 Non-standard residues in protein, DNA, RNA chains

EDS was not executed - this section is therefore empty.

### 6.3 Carbohydrates

EDS was not executed - this section is therefore empty.

### 6.4 Ligands

EDS was not executed - this section is therefore empty.

### 6.5 Other polymers

EDS was not executed - this section is therefore empty.