



Full wwPDB NMR Structure Validation Report ⓘ

Jan 25, 2024 – 12:02 AM EST

PDB ID : 2KGS
BMRB ID : 16237
Title : Solution structure of the amino-terminal domain of OmpATb, a pore forming protein from Mycobacterium tuberculosis
Authors : Yang, Y.; Auguin, D.; Delbecq, S.; Dumas, E.; Molle, V.; Saint, N.
Deposited on : 2009-03-18

This is a Full wwPDB NMR Structure Validation Report for a publicly released PDB entry.

We welcome your comments at validation@mail.wwpdb.org

A user guide is available at

<https://www.wwpdb.org/validation/2017/NMRValidationReportHelp>

with specific help available everywhere you see the ⓘ symbol.

The types of validation reports are described at

<http://www.wwpdb.org/validation/2017/FAQs#types>.

The following versions of software and data (see [references ⓘ](#)) were used in the production of this report:

Cyrange : Kirchner and Güntert (2011)
NmrClust : Kelley et al. (1996)
MolProbity : 4.02b-467
Percentile statistics : 20191225.v01 (using entries in the PDB archive December 25th 2019)
wwPDB-RCI : v_1n_11_5_13_A (Berjanski et al., 2005)
PANAV : Wang et al. (2010)
wwPDB-ShiftChecker : v1.2
Ideal geometry (proteins) : Engh & Huber (2001)
Ideal geometry (DNA, RNA) : Parkinson et al. (1996)
Validation Pipeline (wwPDB-VP) : 2.36

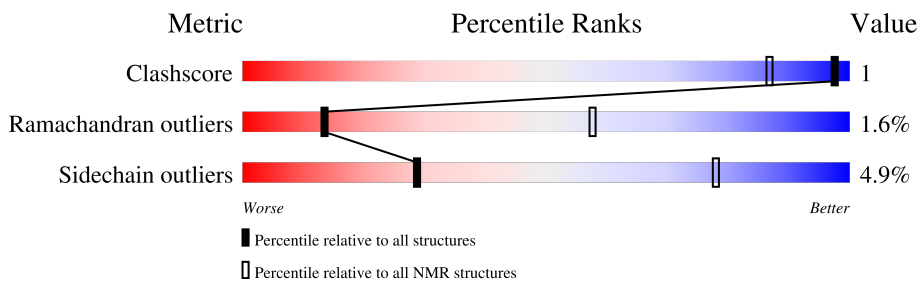
1 Overall quality at a glance

The following experimental techniques were used to determine the structure:

SOLUTION NMR

The overall completeness of chemical shifts assignment is 74%.

Percentile scores (ranging between 0-100) for global validation metrics of the entry are shown in the following graphic. The table shows the number of entries on which the scores are based.



| Metric | Whole archive (#Entries) | NMR archive (#Entries) |
|-----------------------|-----------------------------|---------------------------|
| Clashscore | 158937 | 12864 |
| Ramachandran outliers | 154571 | 11451 |
| Sidechain outliers | 154315 | 11428 |

The table below summarises the geometric issues observed across the polymeric chains and their fit to the experimental data. The red, orange, yellow and green segments indicate the fraction of residues that contain outliers for ≥ 3 , 2, 1 and 0 types of geometric quality criteria. A cyan segment indicates the fraction of residues that are not part of the well-defined cores, and a grey segment represents the fraction of residues that are not modelled. The numeric value for each fraction is indicated below the corresponding segment, with a dot representing fractions $\leq 5\%$

| Mol | Chain | Length | Quality of chain |
|-----|-------|--------|------------------|
| 1 | A | 132 | 84% 13% |

2 Ensemble composition and analysis

This entry contains 10 models. Model 4 is the overall representative, medoid model (most similar to other models). The authors have identified model 1 as representative, based on the following criterion: *lowest energy*.

The following residues are included in the computation of the global validation metrics.

| Well-defined (core) protein residues | | | |
|--------------------------------------|-----------------------|-------------------|--------------|
| Well-defined core | Residue range (total) | Backbone RMSD (Å) | Medoid model |
| 1 | A:79-A:193 (115) | 0.40 | 4 |

Ill-defined regions of proteins are excluded from the global statistics.

Ligands and non-protein polymers are included in the analysis.

The models can be grouped into 2 clusters and 6 single-model clusters were found.

| Cluster number | Models |
|-----------------------|-------------------|
| 1 | 2, 5 |
| 2 | 3, 4 |
| Single-model clusters | 1; 6; 7; 8; 9; 10 |

3 Entry composition

There is only 1 type of molecule in this entry. The entry contains 1927 atoms, of which 970 are hydrogens and 0 are deuteriums.

- Molecule 1 is a protein called Uncharacterized protein Rv0899/MT0922.

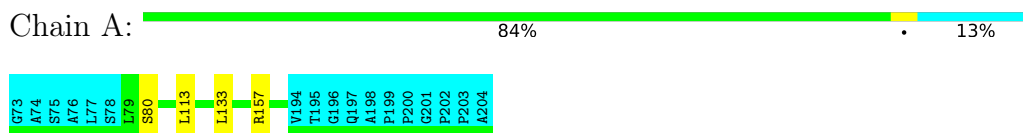
| Mol | Chain | Residues | Atoms | | | | | | Trace |
|-----|-------|----------|-------|-----|-----|-----|-----|---|-------|
| | | | Total | C | H | N | O | S | |
| 1 | A | 132 | 1927 | 602 | 970 | 161 | 192 | 2 | 0 |

4 Residue-property plots

4.1 Average score per residue in the NMR ensemble

These plots are provided for all protein, RNA, DNA and oligosaccharide chains in the entry. The first graphic is the same as shown in the summary in section 1 of this report. The second graphic shows the sequence where residues are colour-coded according to the number of geometric quality criteria for which they contain at least one outlier: green = 0, yellow = 1, orange = 2 and red = 3 or more. Stretches of 2 or more consecutive residues without any outliers are shown as green connectors. Residues which are classified as ill-defined in the NMR ensemble, are shown in cyan with an underline colour-coded according to the previous scheme. Residues which were present in the experimental sample, but not modelled in the final structure are shown in grey.

- Molecule 1: Uncharacterized protein Rv0899/MT0922

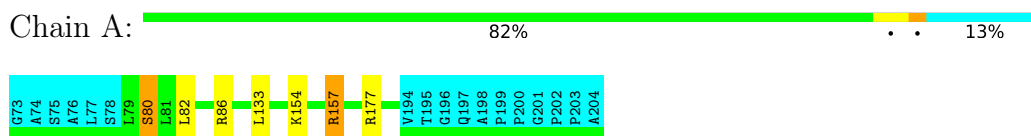


4.2 Scores per residue for each member of the ensemble

Colouring as in section 4.1 above.

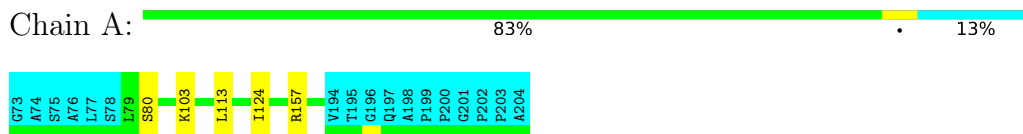
4.2.1 Score per residue for model 1

- Molecule 1: Uncharacterized protein Rv0899/MT0922



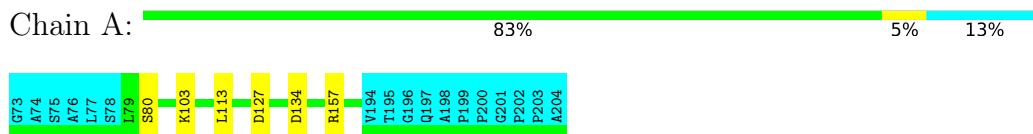
4.2.2 Score per residue for model 2

- Molecule 1: Uncharacterized protein Rv0899/MT0922



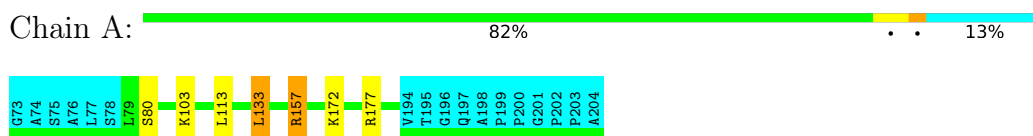
4.2.3 Score per residue for model 3

- Molecule 1: Uncharacterized protein Rv0899/MT0922



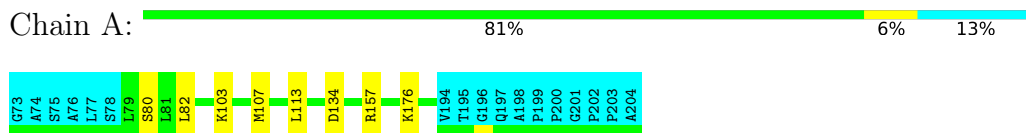
4.2.4 Score per residue for model 4 (medoid)

- Molecule 1: Uncharacterized protein Rv0899/MT0922



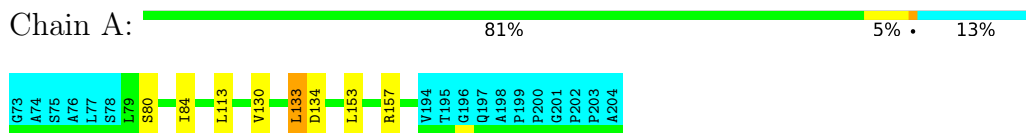
4.2.5 Score per residue for model 5

- Molecule 1: Uncharacterized protein Rv0899/MT0922



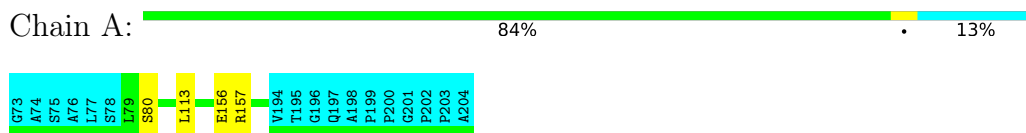
4.2.6 Score per residue for model 6

- Molecule 1: Uncharacterized protein Rv0899/MT0922



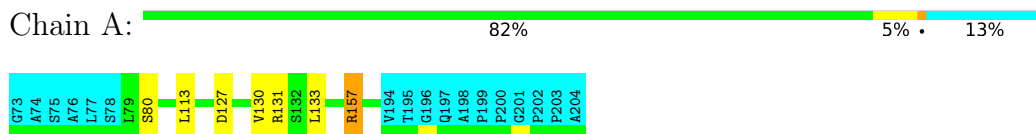
4.2.7 Score per residue for model 7

- Molecule 1: Uncharacterized protein Rv0899/MT0922



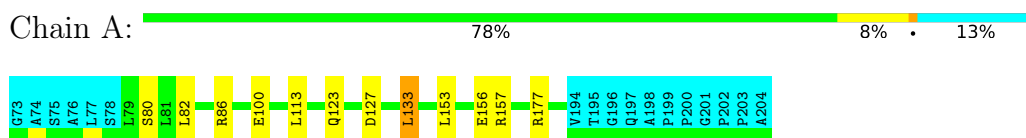
4.2.8 Score per residue for model 8

- Molecule 1: Uncharacterized protein Rv0899/MT0922



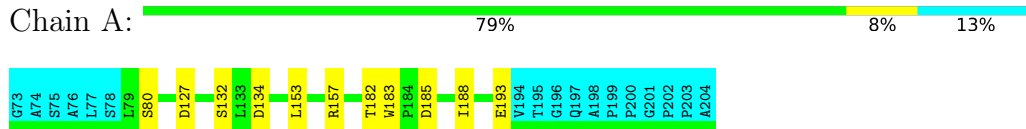
4.2.9 Score per residue for model 9

- Molecule 1: Uncharacterized protein Rv0899/MT0922



4.2.10 Score per residue for model 10

- Molecule 1: Uncharacterized protein Rv0899/MT0922



5 Refinement protocol and experimental data overview

The models were refined using the following method: *DGSA-distance geometry simulated annealing, minimization*.

Of the 200 calculated structures, 10 were deposited, based on the following criterion: *target function*.

The following table shows the software used for structure solution, optimisation and refinement.

| Software name | Classification | Version |
|---------------|--------------------|---------|
| Amber | refinement | 8 |
| CYANA | structure solution | 2.1 |

The following table shows chemical shift validation statistics as aggregates over all chemical shift files. Detailed validation can be found in section 7 of this report.

| | |
|--|----------------|
| Chemical shift file(s) | working_cs.cif |
| Number of chemical shift lists | 1 |
| Total number of shifts | 2296 |
| Number of shifts mapped to atoms | 1291 |
| Number of unparsed shifts | 0 |
| Number of shifts with mapping errors | 1005 |
| Number of shifts with mapping warnings | 0 |
| Assignment completeness (well-defined parts) | 74% |

6 Model quality i

6.1 Standard geometry i

The Z score for a bond length (or angle) is the number of standard deviations the observed value is removed from the expected value. A bond length (or angle) with $|Z| > 5$ is considered an outlier worth inspection. RMSZ is the (average) root-mean-square of all Z scores of the bond lengths (or angles).

| Mol | Chain | Bond lengths | | Bond angles | |
|-----|-------|--------------|----------------------|-------------|-----------------------|
| | | RMSZ | #Z>5 | RMSZ | #Z>5 |
| 1 | A | 0.61±0.02 | 0±0/869 (0.0± 0.0%) | 1.13±0.40 | 2±2/1190 (0.1± 0.2%) |
| All | All | 0.61 | 1/8690 (0.0%) | 1.20 | 15/11900 (0.1%) |

All unique bond outliers are listed below.

| Mol | Chain | Res | Type | Atoms | Z | Observed(Å) | Ideal(Å) | Models | |
|-----|-------|-----|------|-------|------|-------------|----------|--------|-------|
| | | | | | | | | Worst | Total |
| 1 | A | 193 | GLU | CG-CD | 6.67 | 1.61 | 1.51 | 10 | 1 |

All unique angle outliers are listed below. They are sorted according to the Z-score of the worst occurrence in the ensemble.

| Mol | Chain | Res | Type | Atoms | Z | Observed(°) | Ideal(°) | Models | |
|-----|-------|-----|------|------------|--------|-------------|----------|--------|-------|
| | | | | | | | | Worst | Total |
| 1 | A | 185 | ASP | CB-CG-OD1 | -38.90 | 83.29 | 118.30 | 10 | 1 |
| 1 | A | 193 | GLU | OE1-CD-OE2 | 37.04 | 167.74 | 123.30 | 10 | 1 |
| 1 | A | 185 | ASP | CB-CG-OD2 | -36.70 | 85.27 | 118.30 | 10 | 1 |
| 1 | A | 185 | ASP | OD1-CG-OD2 | 23.82 | 168.56 | 123.30 | 10 | 1 |
| 1 | A | 193 | GLU | CG-CD-OE1 | -17.34 | 83.62 | 118.30 | 10 | 1 |
| 1 | A | 193 | GLU | CG-CD-OE2 | -17.08 | 84.13 | 118.30 | 10 | 1 |
| 1 | A | 177 | ARG | NE-CZ-NH1 | 6.39 | 123.50 | 120.30 | 1 | 3 |
| 1 | A | 157 | ARG | NE-CZ-NH1 | 6.26 | 123.43 | 120.30 | 4 | 2 |
| 1 | A | 86 | ARG | NE-CZ-NH1 | 5.42 | 123.01 | 120.30 | 9 | 2 |
| 1 | A | 177 | ARG | NE-CZ-NH2 | -5.32 | 117.64 | 120.30 | 1 | 2 |

There are no chirality outliers.

There are no planarity outliers.

6.2 Too-close contacts i

In the following table, the Non-H and H(model) columns list the number of non-hydrogen atoms and hydrogen atoms in each chain respectively. The H(added) column lists the number of hydrogen

atoms added and optimized by MolProbity. The Clashes column lists the number of clashes averaged over the ensemble.

| Mol | Chain | Non-H | H(model) | H(added) | Clashes |
|-----|-------|-------|----------|----------|---------|
| 1 | A | 853 | 866 | 864 | 1±1 |
| All | All | 8530 | 8660 | 8640 | 9 |

The all-atom clashscore is defined as the number of clashes found per 1000 atoms (including hydrogen atoms). The all-atom clashscore for this structure is 1.

All unique clashes are listed below, sorted by their clash magnitude.

| Atom-1 | Atom-2 | Clash(Å) | Distance(Å) | Models | |
|------------------|------------------|----------|-------------|--------|-------|
| | | | | Worst | Total |
| 1:A:133:LEU:HD12 | 1:A:133:LEU:H | 0.64 | 1.51 | 9 | 3 |
| 1:A:182:THR:HG23 | 1:A:183:TRP:CD2 | 0.54 | 2.37 | 10 | 1 |
| 1:A:124:ILE:HD12 | 1:A:124:ILE:H | 0.49 | 1.67 | 2 | 1 |
| 1:A:133:LEU:H | 1:A:133:LEU:CD1 | 0.45 | 2.25 | 4 | 3 |
| 1:A:103:LYS:HD2 | 1:A:124:ILE:HD13 | 0.43 | 1.91 | 2 | 1 |

6.3 Torsion angles [i](#)

6.3.1 Protein backbone [i](#)

In the following table, the Percentiles column shows the percent Ramachandran outliers of the chain as a percentile score with respect to all PDB entries followed by that with respect to all NMR entries. The Analysed column shows the number of residues for which the backbone conformation was analysed and the total number of residues.

| Mol | Chain | Analysed | Favoured | Allowed | Outliers | Percentiles | |
|-----|-------|-----------------|---------------|------------|------------|-------------|----|
| 1 | A | 115/132 (87%) | 106±1 (92±1%) | 7±1 (6±1%) | 2±0 (2±0%) | 13 | 57 |
| All | All | 1150/1320 (87%) | 1063 (92%) | 69 (6%) | 18 (2%) | 13 | 57 |

All 2 unique Ramachandran outliers are listed below. They are sorted by the frequency of occurrence in the ensemble.

| Mol | Chain | Res | Type | Models (Total) |
|-----|-------|-----|------|----------------|
| 1 | A | 157 | ARG | 10 |
| 1 | A | 80 | SER | 8 |

6.3.2 Protein sidechains [i](#)

In the following table, the Percentiles column shows the percent sidechain outliers of the chain as a percentile score with respect to all PDB entries followed by that with respect to all NMR entries. The Analysed column shows the number of residues for which the sidechain conformation was analysed and the total number of residues.

| Mol | Chain | Analysed | Rotameric | Outliers | Percentiles |
|-----|-------|----------------|--------------|------------|-------------|
| 1 | A | 97/107 (91%) | 92±2 (95±2%) | 5±2 (5±2%) | 29 78 |
| All | All | 970/1070 (91%) | 922 (95%) | 48 (5%) | 29 78 |

All 21 unique residues with a non-rotameric sidechain are listed below. They are sorted by the frequency of occurrence in the ensemble.

| Mol | Chain | Res | Type | Models (Total) |
|-----|-------|-----|------|----------------|
| 1 | A | 113 | LEU | 8 |
| 1 | A | 133 | LEU | 5 |
| 1 | A | 127 | ASP | 4 |
| 1 | A | 134 | ASP | 4 |
| 1 | A | 80 | SER | 3 |
| 1 | A | 82 | LEU | 3 |
| 1 | A | 103 | LYS | 3 |
| 1 | A | 153 | LEU | 3 |
| 1 | A | 130 | VAL | 2 |
| 1 | A | 156 | GLU | 2 |
| 1 | A | 154 | LYS | 1 |
| 1 | A | 172 | LYS | 1 |
| 1 | A | 107 | MET | 1 |
| 1 | A | 176 | LYS | 1 |
| 1 | A | 84 | ILE | 1 |
| 1 | A | 131 | ARG | 1 |
| 1 | A | 157 | ARG | 1 |
| 1 | A | 100 | GLU | 1 |
| 1 | A | 123 | GLN | 1 |
| 1 | A | 132 | SER | 1 |
| 1 | A | 188 | ILE | 1 |

6.3.3 RNA [i](#)

There are no RNA molecules in this entry.

6.4 Non-standard residues in protein, DNA, RNA chains [i](#)

There are no non-standard protein/DNA/RNA residues in this entry.

6.5 Carbohydrates [i](#)

There are no monosaccharides in this entry.

6.6 Ligand geometry [i](#)

There are no ligands in this entry.

6.7 Other polymers [i](#)

There are no such molecules in this entry.

6.8 Polymer linkage issues [i](#)

There are no chain breaks in this entry.

7 Chemical shift validation i

The completeness of assignment taking into account all chemical shift lists is 74% for the well-defined parts and 74% for the entire structure.

7.1 Chemical shift list 1

File name: working_cs.cif

Chemical shift list name: *assigned_chem_shift_list_1*

7.1.1 Bookkeeping i

The following table shows the results of parsing the chemical shift list and reports the number of nuclei with statistically unusual chemical shifts.

| | |
|---|------|
| Total number of shifts | 2296 |
| Number of shifts mapped to atoms | 1291 |
| Number of unparsed shifts | 0 |
| Number of shifts with mapping errors | 1005 |
| Number of shifts with mapping warnings | 0 |
| Number of shift outliers (ShiftChecker) | 5 |

The following errors were found when reading this chemical shift list.

- Chemical shift has been reported more than once. All 54 occurrences are reported below.

| List ID | Chain | Res | Type | Atom | Shift Data | | |
|---------|-------|-----|------|------|------------|-------------|-----------|
| | | | | | Value | Uncertainty | Ambiguity |
| 1 | A | 146 | VAL | H | 7.488 | . | 1 |
| 1 | A | 146 | VAL | HA | 3.994 | . | 1 |
| 1 | A | 146 | VAL | HB | 2.355 | . | 1 |
| 1 | A | 146 | VAL | HG11 | 1.061 | . | 2 |
| 1 | A | 146 | VAL | HG12 | 1.061 | . | 2 |
| 1 | A | 146 | VAL | HG13 | 1.061 | . | 2 |
| 1 | A | 146 | VAL | HG21 | 0.977 | . | 2 |
| 1 | A | 146 | VAL | HG22 | 0.977 | . | 2 |
| 1 | A | 146 | VAL | HG23 | 0.977 | . | 2 |
| 1 | A | 146 | VAL | N | 115.4 | . | 1 |
| 1 | A | 173 | ASP | H | 7.690 | . | 1 |
| 1 | A | 173 | ASP | HA | 4.353 | . | 1 |
| 1 | A | 173 | ASP | HB2 | 2.791 | . | 2 |
| 1 | A | 173 | ASP | HB3 | 2.648 | . | 2 |
| 1 | A | 173 | ASP | C | 177.1 | . | 1 |

Continued on next page...

Continued from previous page...

| List ID | Chain | Res | Type | Atom | Shift Data | | |
|---------|-------|-----|------|------|------------|-------------|-----------|
| | | | | | Value | Uncertainty | Ambiguity |
| 1 | A | 173 | ASP | CA | 55.44 | . | 1 |
| 1 | A | 173 | ASP | CB | 37.90 | . | 1 |
| 1 | A | 173 | ASP | N | 116.0 | . | 1 |
| 1 | A | 176 | LYS | H | 8.588 | . | 1 |
| 1 | A | 176 | LYS | HA | 3.913 | . | 1 |
| 1 | A | 176 | LYS | HB2 | 1.786 | . | 2 |
| 1 | A | 176 | LYS | HB3 | 1.754 | . | 2 |
| 1 | A | 176 | LYS | HD2 | 1.604 | . | 4 |
| 1 | A | 176 | LYS | HD3 | 1.604 | . | 4 |
| 1 | A | 176 | LYS | HG2 | 1.357 | . | 4 |
| 1 | A | 176 | LYS | HG3 | 1.357 | . | 4 |
| 1 | A | 176 | LYS | C | 175.5 | . | 1 |
| 1 | A | 176 | LYS | CA | 56.85 | . | 1 |
| 1 | A | 176 | LYS | CB | 29.65 | . | 1 |
| 1 | A | 176 | LYS | N | 117.7 | . | 1 |
| 1 | A | 191 | ASN | H | 7.000 | . | 1 |
| 1 | A | 191 | ASN | HA | 4.791 | . | 1 |
| 1 | A | 191 | ASN | HB2 | 3.183 | . | 2 |
| 1 | A | 191 | ASN | HB3 | 2.632 | . | 2 |
| 1 | A | 191 | ASN | C | 174.3 | . | 1 |
| 1 | A | 191 | ASN | CA | 50.06 | . | 1 |
| 1 | A | 191 | ASN | CB | 35.72 | . | 1 |
| 1 | A | 191 | ASN | N | 113.2 | . | 1 |
| 1 | A | 196 | GLY | H | 8.362 | . | 1 |
| 1 | A | 196 | GLY | HA2 | 3.878 | . | 2 |
| 1 | A | 196 | GLY | HA3 | 3.825 | . | 2 |
| 1 | A | 196 | GLY | C | 173.0 | . | 1 |
| 1 | A | 196 | GLY | CA | 43.87 | . | 1 |
| 1 | A | 196 | GLY | N | 104.5 | . | 1 |
| 1 | A | 200 | PRO | HA | 4.439 | . | 1 |
| 1 | A | 200 | PRO | HB2 | 2.261 | . | 2 |
| 1 | A | 200 | PRO | HB3 | 1.939 | . | 2 |
| 1 | A | 200 | PRO | HD2 | 3.519 | . | 2 |
| 1 | A | 200 | PRO | HD3 | 3.519 | . | 2 |
| 1 | A | 200 | PRO | HG2 | 2.033 | . | 2 |
| 1 | A | 200 | PRO | HG3 | 2.033 | . | 2 |
| 1 | A | 200 | PRO | C | 177.2 | . | 1 |
| 1 | A | 200 | PRO | CA | 63.66 | . | 1 |
| 1 | A | 200 | PRO | CB | 27.92 | . | 1 |

The following assigned chemical shifts were not mapped to the molecules present in the coordinate file.

- No matching atom found in the structure. All 1005 occurrences are reported below.

| List ID | Chain | Res | Type | Atom | Shift Data | | |
|---------|-------|-----|------|------|------------|-------------|-----------|
| | | | | | Value | Uncertainty | Ambiguity |
| 1 | A | 133 | SER | H | 8.179 | . | 1 |
| 1 | A | 133 | SER | HA | 4.502 | . | 1 |
| 1 | A | 133 | SER | HB2 | 3.843 | . | 2 |
| 1 | A | 133 | SER | HB3 | 3.843 | . | 2 |
| 1 | A | 133 | SER | C | 172.2 | . | 1 |
| 1 | A | 133 | SER | CA | 55.47 | . | 1 |
| 1 | A | 133 | SER | CB | 62.13 | . | 1 |
| 1 | A | 133 | SER | N | 114.0 | . | 1 |
| 1 | A | 134 | GLY | H | 8.332 | . | 1 |
| 1 | A | 134 | GLY | HA2 | 4.284 | . | 2 |
| 1 | A | 134 | GLY | HA3 | 4.078 | . | 2 |
| 1 | A | 134 | GLY | N | 110.0 | . | 1 |
| 1 | A | 135 | PRO | HA | 4.446 | . | 1 |
| 1 | A | 135 | PRO | HB2 | 2.07 | . | 2 |
| 1 | A | 135 | PRO | HB3 | 1.996 | . | 2 |
| 1 | A | 135 | PRO | HD2 | 3.777 | . | 2 |
| 1 | A | 135 | PRO | HD3 | 3.635 | . | 2 |
| 1 | A | 135 | PRO | HG2 | 2.298 | . | 2 |
| 1 | A | 135 | PRO | HG3 | 2.298 | . | 2 |
| 1 | A | 135 | PRO | C | 175.8 | . | 1 |
| 1 | A | 135 | PRO | CA | 62.09 | . | 1 |
| 1 | A | 135 | PRO | CB | 29.68 | . | 1 |
| 1 | A | 136 | CYS | H | 8.54 | . | 1 |
| 1 | A | 136 | CYS | HA | 4.731 | . | 1 |
| 1 | A | 136 | CYS | HB2 | 3.289 | . | 2 |
| 1 | A | 136 | CYS | HB3 | 2.895 | . | 2 |
| 1 | A | 136 | CYS | C | 173.0 | . | 1 |
| 1 | A | 136 | CYS | CA | 52.67 | . | 1 |
| 1 | A | 136 | CYS | CB | 38.32 | . | 1 |
| 1 | A | 136 | CYS | N | 115.9 | . | 1 |
| 1 | A | 137 | ALA | H | 7.537 | . | 1 |
| 1 | A | 137 | ALA | HA | 4.196 | . | 1 |
| 1 | A | 137 | ALA | HB1 | 1.336 | . | 1 |
| 1 | A | 137 | ALA | HB2 | 1.336 | . | 1 |
| 1 | A | 137 | ALA | HB3 | 1.336 | . | 1 |
| 1 | A | 137 | ALA | C | 175.1 | . | 1 |
| 1 | A | 137 | ALA | CA | 51.08 | . | 1 |
| 1 | A | 137 | ALA | CB | 16.46 | . | 1 |
| 1 | A | 137 | ALA | N | 123.8 | . | 1 |
| 1 | A | 138 | ASP | H | 8.405 | . | 1 |
| 1 | A | 138 | ASP | HA | 4.711 | . | 1 |

Continued on next page...

Continued from previous page...

| List ID | Chain | Res | Type | Atom | Shift Data | | |
|---------|-------|-----|------|------|------------|-------------|-----------|
| | | | | | Value | Uncertainty | Ambiguity |
| 1 | A | 138 | ASP | HB2 | 2.861 | . | 2 |
| 1 | A | 138 | ASP | HB3 | 2.5 | . | 2 |
| 1 | A | 138 | ASP | C | 174.3 | . | 1 |
| 1 | A | 138 | ASP | CA | 51.17 | . | 1 |
| 1 | A | 138 | ASP | CB | 37.5 | . | 1 |
| 1 | A | 138 | ASP | N | 119.2 | . | 1 |
| 1 | A | 139 | LEU | H | 7.653 | . | 1 |
| 1 | A | 139 | LEU | HA | 4.114 | . | 1 |
| 1 | A | 139 | LEU | HB2 | 1.691 | . | 2 |
| 1 | A | 139 | LEU | HB3 | 1.691 | . | 2 |
| 1 | A | 139 | LEU | HD11 | 0.942 | . | 2 |
| 1 | A | 139 | LEU | HD12 | 0.942 | . | 2 |
| 1 | A | 139 | LEU | HD13 | 0.942 | . | 2 |
| 1 | A | 139 | LEU | HD21 | 0.912 | . | 2 |
| 1 | A | 139 | LEU | HD22 | 0.912 | . | 2 |
| 1 | A | 139 | LEU | HD23 | 0.912 | . | 2 |
| 1 | A | 139 | LEU | HG | 1.547 | . | 1 |
| 1 | A | 139 | LEU | C | 176.2 | . | 1 |
| 1 | A | 139 | LEU | CA | 55.48 | . | 1 |
| 1 | A | 139 | LEU | CB | 40.25 | . | 1 |
| 1 | A | 139 | LEU | N | 121.0 | . | 1 |
| 1 | A | 140 | GLN | H | 9.108 | . | 1 |
| 1 | A | 140 | GLN | HA | 3.807 | . | 1 |
| 1 | A | 140 | GLN | HB2 | 2.25 | . | 2 |
| 1 | A | 140 | GLN | HB3 | 2.153 | . | 2 |
| 1 | A | 140 | GLN | HG2 | 2.461 | . | 2 |
| 1 | A | 140 | GLN | HG3 | 2.275 | . | 2 |
| 1 | A | 140 | GLN | C | 176.2 | . | 1 |
| 1 | A | 140 | GLN | CA | 56.91 | . | 1 |
| 1 | A | 140 | GLN | CB | 26.55 | . | 1 |
| 1 | A | 140 | GLN | N | 118.0 | . | 1 |
| 1 | A | 141 | SER | H | 7.861 | . | 1 |
| 1 | A | 141 | SER | HA | 4.186 | . | 1 |
| 1 | A | 141 | SER | HB2 | 3.897 | . | 2 |
| 1 | A | 141 | SER | HB3 | 3.897 | . | 2 |
| 1 | A | 141 | SER | C | 174.7 | . | 1 |
| 1 | A | 141 | SER | CA | 59.9 | . | 1 |
| 1 | A | 141 | SER | CB | 59.9 | . | 1 |
| 1 | A | 141 | SER | N | 114.2 | . | 1 |
| 1 | A | 142 | ALA | H | 7.904 | . | 1 |
| 1 | A | 142 | ALA | HA | 4.211 | . | 1 |

Continued on next page...

Continued from previous page...

| List ID | Chain | Res | Type | Atom | Shift Data | | |
|---------|-------|-----|------|------|------------|-------------|-----------|
| | | | | | Value | Uncertainty | Ambiguity |
| 1 | A | 142 | ALA | HB1 | 1.548 | . | 1 |
| 1 | A | 142 | ALA | HB2 | 1.548 | . | 1 |
| 1 | A | 142 | ALA | HB3 | 1.548 | . | 1 |
| 1 | A | 142 | ALA | C | 178.6 | . | 1 |
| 1 | A | 142 | ALA | CA | 52.86 | . | 1 |
| 1 | A | 142 | ALA | CB | 16.27 | . | 1 |
| 1 | A | 142 | ALA | N | 125.1 | . | 1 |
| 1 | A | 143 | ILE | H | 8.643 | . | 1 |
| 1 | A | 143 | ILE | HA | 3.699 | . | 1 |
| 1 | A | 143 | ILE | HB | 2.024 | . | 1 |
| 1 | A | 143 | ILE | HD11 | 0.941 | . | 1 |
| 1 | A | 143 | ILE | HD12 | 0.941 | . | 1 |
| 1 | A | 143 | ILE | HD13 | 0.941 | . | 1 |
| 1 | A | 143 | ILE | HG12 | 1.655 | . | 2 |
| 1 | A | 143 | ILE | HG13 | 1.655 | . | 2 |
| 1 | A | 143 | ILE | HG21 | 1.178 | . | 1 |
| 1 | A | 143 | ILE | HG22 | 1.178 | . | 1 |
| 1 | A | 143 | ILE | HG23 | 1.178 | . | 1 |
| 1 | A | 143 | ILE | C | 175.8 | . | 1 |
| 1 | A | 143 | ILE | CA | 62.53 | . | 1 |
| 1 | A | 143 | ILE | CB | 34.76 | . | 1 |
| 1 | A | 143 | ILE | N | 118.0 | . | 1 |
| 1 | A | 144 | ASN | H | 8.753 | . | 1 |
| 1 | A | 144 | ASN | HA | 4.58 | . | 1 |
| 1 | A | 144 | ASN | HB2 | 3.005 | . | 2 |
| 1 | A | 144 | ASN | HB3 | 2.871 | . | 2 |
| 1 | A | 144 | ASN | C | 176.2 | . | 1 |
| 1 | A | 144 | ASN | CA | 53.05 | . | 1 |
| 1 | A | 144 | ASN | CB | 34.58 | . | 1 |
| 1 | A | 144 | ASN | N | 120.7 | . | 1 |
| 1 | A | 145 | ALA | H | 7.977 | . | 1 |
| 1 | A | 145 | ALA | HA | 4.21 | . | 1 |
| 1 | A | 145 | ALA | HB1 | 1.535 | . | 1 |
| 1 | A | 145 | ALA | HB2 | 1.535 | . | 1 |
| 1 | A | 145 | ALA | HB3 | 1.535 | . | 1 |
| 1 | A | 145 | ALA | C | 177.4 | . | 1 |
| 1 | A | 145 | ALA | CA | 52.21 | . | 1 |
| 1 | A | 145 | ALA | CB | 15.64 | . | 1 |
| 1 | A | 145 | ALA | N | 122.1 | . | 1 |
| 1 | A | 147 | THR | H | 8.533 | . | 1 |
| 1 | A | 147 | THR | HA | 4.153 | . | 1 |

Continued on next page...

Continued from previous page...

| List ID | Chain | Res | Type | Atom | Shift Data | | |
|---------|-------|-----|------|------|------------|-------------|-----------|
| | | | | | Value | Uncertainty | Ambiguity |
| 1 | A | 147 | THR | HB | 4.502 | . | 1 |
| 1 | A | 147 | THR | HG21 | 1.11 | . | 1 |
| 1 | A | 147 | THR | HG22 | 1.11 | . | 1 |
| 1 | A | 147 | THR | HG23 | 1.11 | . | 1 |
| 1 | A | 147 | THR | C | 175.0 | . | 1 |
| 1 | A | 147 | THR | CA | 61.1 | . | 1 |
| 1 | A | 147 | THR | CB | 66.32 | . | 1 |
| 1 | A | 147 | THR | N | 108.5 | . | 1 |
| 1 | A | 148 | GLY | H | 8.265 | . | 1 |
| 1 | A | 148 | GLY | HA2 | 4.026 | . | 2 |
| 1 | A | 148 | GLY | HA3 | 3.848 | . | 2 |
| 1 | A | 148 | GLY | C | 171.5 | . | 1 |
| 1 | A | 148 | GLY | CA | 43.97 | . | 1 |
| 1 | A | 148 | GLY | N | 110.6 | . | 1 |
| 1 | A | 149 | GLY | H | 7.953 | . | 1 |
| 1 | A | 149 | GLY | HA2 | 4.664 | . | 2 |
| 1 | A | 149 | GLY | HA3 | 3.629 | . | 2 |
| 1 | A | 149 | GLY | N | 107.5 | . | 1 |
| 1 | A | 150 | PRO | HA | 4.623 | . | 1 |
| 1 | A | 150 | PRO | HB2 | 1.96 | . | 2 |
| 1 | A | 150 | PRO | HB3 | 1.85 | . | 2 |
| 1 | A | 150 | PRO | HG2 | 2.18 | . | 2 |
| 1 | A | 150 | PRO | HG3 | 2.11 | . | 2 |
| 1 | A | 150 | PRO | C | 174.0 | . | 1 |
| 1 | A | 150 | PRO | CA | 60.29 | . | 1 |
| 1 | A | 150 | PRO | CB | 30.4 | . | 1 |
| 1 | A | 151 | ILE | H | 9.157 | . | 1 |
| 1 | A | 151 | ILE | HA | 3.966 | . | 1 |
| 1 | A | 151 | ILE | HB | 1.546 | . | 1 |
| 1 | A | 151 | ILE | HD11 | 0.692 | . | 1 |
| 1 | A | 151 | ILE | HD12 | 0.692 | . | 1 |
| 1 | A | 151 | ILE | HD13 | 0.692 | . | 1 |
| 1 | A | 151 | ILE | HG12 | 1.317 | . | 2 |
| 1 | A | 151 | ILE | HG13 | 1.317 | . | 2 |
| 1 | A | 151 | ILE | HG21 | 0.778 | . | 1 |
| 1 | A | 151 | ILE | HG22 | 0.778 | . | 1 |
| 1 | A | 151 | ILE | HG23 | 0.778 | . | 1 |
| 1 | A | 151 | ILE | C | 172.2 | . | 1 |
| 1 | A | 151 | ILE | N | 122.7 | . | 1 |
| 1 | A | 152 | ALA | H | 8.356 | . | 1 |
| 1 | A | 152 | ALA | HA | 4.79 | . | 1 |

Continued on next page...

Continued from previous page...

| List ID | Chain | Res | Type | Atom | Shift Data | | |
|---------|-------|-----|------|------|------------|-------------|-----------|
| | | | | | Value | Uncertainty | Ambiguity |
| 1 | A | 152 | ALA | HB1 | 1.376 | . | 1 |
| 1 | A | 152 | ALA | HB2 | 1.376 | . | 1 |
| 1 | A | 152 | ALA | HB3 | 1.376 | . | 1 |
| 1 | A | 152 | ALA | N | 130.3 | . | 1 |
| 1 | A | 153 | PHE | H | 8.986 | . | 1 |
| 1 | A | 153 | PHE | C | 174.2 | . | 1 |
| 1 | A | 153 | PHE | CA | 54.81 | . | 1 |
| 1 | A | 153 | PHE | CB | 39.18 | . | 1 |
| 1 | A | 153 | PHE | N | 120.7 | . | 1 |
| 1 | A | 154 | GLY | H | 8.417 | . | 1 |
| 1 | A | 154 | GLY | HA2 | 4.106 | . | 2 |
| 1 | A | 154 | GLY | HA3 | 3.951 | . | 2 |
| 1 | A | 154 | GLY | N | 107.7 | . | 1 |
| 1 | A | 155 | ASN | H | 8.527 | . | 1 |
| 1 | A | 155 | ASN | HA | 4.718 | . | 1 |
| 1 | A | 155 | ASN | HB2 | 2.838 | . | 2 |
| 1 | A | 155 | ASN | HB3 | 2.719 | . | 2 |
| 1 | A | 155 | ASN | C | 173.2 | . | 1 |
| 1 | A | 155 | ASN | CA | 51.01 | . | 1 |
| 1 | A | 155 | ASN | CB | 36.43 | . | 1 |
| 1 | A | 155 | ASN | N | 118.0 | . | 1 |
| 1 | A | 156 | ASP | H | 8.356 | . | 1 |
| 1 | A | 156 | ASP | HA | 4.552 | . | 1 |
| 1 | A | 156 | ASP | HB2 | 2.714 | . | 2 |
| 1 | A | 156 | ASP | HB3 | 2.714 | . | 2 |
| 1 | A | 156 | ASP | N | 119.2 | . | 1 |
| 1 | A | 157 | GLY | H | 8.106 | . | 1 |
| 1 | A | 157 | GLY | N | 106.6 | . | 1 |
| 1 | A | 158 | ALA | H | 8.313 | . | 1 |
| 1 | A | 158 | ALA | HA | 4.367 | . | 1 |
| 1 | A | 158 | ALA | HB1 | 1.4 | . | 1 |
| 1 | A | 158 | ALA | HB2 | 1.4 | . | 1 |
| 1 | A | 158 | ALA | HB3 | 1.4 | . | 1 |
| 1 | A | 158 | ALA | N | 123.7 | . | 1 |
| 1 | A | 159 | SER | H | 8.185 | . | 1 |
| 1 | A | 159 | SER | HA | 4.205 | . | 1 |
| 1 | A | 159 | SER | HB2 | 3.772 | . | 2 |
| 1 | A | 159 | SER | HB3 | 3.772 | . | 2 |
| 1 | A | 159 | SER | N | 106.5 | . | 1 |
| 1 | A | 160 | LEU | H | 8.485 | . | 1 |
| 1 | A | 160 | LEU | N | 121.9 | . | 1 |

Continued on next page...

Continued from previous page...

| List ID | Chain | Res | Type | Atom | Shift Data | | |
|---------|-------|-----|------|------|------------|-------------|-----------|
| | | | | | Value | Uncertainty | Ambiguity |
| 1 | A | 161 | ILE | H | 6.523 | . | 1 |
| 1 | A | 161 | ILE | N | 114.8 | . | 1 |
| 1 | A | 163 | ALA | H | 8.326 | . | 1 |
| 1 | A | 163 | ALA | N | 118.0 | . | 1 |
| 1 | A | 164 | ASP | H | 8.142 | . | 1 |
| 1 | A | 164 | ASP | N | 111.4 | . | 1 |
| 1 | A | 165 | TYR | H | 7.293 | . | 1 |
| 1 | A | 165 | TYR | N | 119.4 | . | 1 |
| 1 | A | 166 | GLU | H | 8.136 | . | 1 |
| 1 | A | 166 | GLU | HB2 | 2.148 | . | 2 |
| 1 | A | 166 | GLU | HB3 | 1.916 | . | 2 |
| 1 | A | 166 | GLU | HG2 | 2.333 | . | 2 |
| 1 | A | 166 | GLU | HG3 | 2.333 | . | 2 |
| 1 | A | 166 | GLU | N | 117.2 | . | 1 |
| 1 | A | 167 | ILE | H | 7.116 | . | 1 |
| 1 | A | 167 | ILE | HA | 3.536 | . | 1 |
| 1 | A | 167 | ILE | HB | 1.679 | . | 1 |
| 1 | A | 167 | ILE | HD11 | 0.83 | . | 1 |
| 1 | A | 167 | ILE | HD12 | 0.83 | . | 1 |
| 1 | A | 167 | ILE | HD13 | 0.83 | . | 1 |
| 1 | A | 167 | ILE | HG12 | 1.679 | . | 2 |
| 1 | A | 167 | ILE | HG13 | 1.155 | . | 2 |
| 1 | A | 167 | ILE | HG21 | 0.946 | . | 1 |
| 1 | A | 167 | ILE | HG22 | 0.946 | . | 1 |
| 1 | A | 167 | ILE | HG23 | 0.946 | . | 1 |
| 1 | A | 167 | ILE | N | 117.7 | . | 1 |
| 1 | A | 168 | LEU | H | 8.46 | . | 1 |
| 1 | A | 168 | LEU | CA | 55.52 | . | 1 |
| 1 | A | 168 | LEU | CB | 25.03 | . | 1 |
| 1 | A | 168 | LEU | N | 117.5 | . | 1 |
| 1 | A | 169 | ASN | H | 8.662 | . | 1 |
| 1 | A | 169 | ASN | HA | 4.393 | . | 1 |
| 1 | A | 169 | ASN | HB2 | 3.283 | . | 2 |
| 1 | A | 169 | ASN | HB3 | 3.048 | . | 2 |
| 1 | A | 169 | ASN | C | 176.0 | . | 1 |
| 1 | A | 169 | ASN | CA | 53.89 | . | 1 |
| 1 | A | 169 | ASN | CB | 34.57 | . | 1 |
| 1 | A | 169 | ASN | N | 120.3 | . | 1 |
| 1 | A | 170 | ARG | H | 7.77 | . | 1 |
| 1 | A | 170 | ARG | HA | 4.241 | . | 1 |
| 1 | A | 170 | ARG | HB2 | 1.815 | . | 2 |

Continued on next page...

Continued from previous page...

| List ID | Chain | Res | Type | Atom | Shift Data | | |
|---------|-------|-----|------|------|------------|-------------|-----------|
| | | | | | Value | Uncertainty | Ambiguity |
| 1 | A | 170 | ARG | HB3 | 1.815 | . | 2 |
| 1 | A | 170 | ARG | HG2 | 2.061 | . | 2 |
| 1 | A | 170 | ARG | HG3 | 2.061 | . | 2 |
| 1 | A | 170 | ARG | C | 177.8 | . | 1 |
| 1 | A | 170 | ARG | CA | 57.06 | . | 1 |
| 1 | A | 170 | ARG | CB | 28.85 | . | 1 |
| 1 | A | 170 | ARG | N | 119.7 | . | 1 |
| 1 | A | 171 | VAL | H | 8.375 | . | 1 |
| 1 | A | 171 | VAL | HA | 3.359 | . | 1 |
| 1 | A | 171 | VAL | HB | 2.307 | . | 1 |
| 1 | A | 171 | VAL | HG11 | 1.002 | . | 2 |
| 1 | A | 171 | VAL | HG12 | 1.002 | . | 2 |
| 1 | A | 171 | VAL | HG13 | 1.002 | . | 2 |
| 1 | A | 171 | VAL | HG21 | 0.857 | . | 2 |
| 1 | A | 171 | VAL | HG22 | 0.857 | . | 2 |
| 1 | A | 171 | VAL | HG23 | 0.857 | . | 2 |
| 1 | A | 171 | VAL | C | 175.2 | . | 1 |
| 1 | A | 171 | VAL | CA | 65.1 | . | 1 |
| 1 | A | 171 | VAL | CB | 28.96 | . | 1 |
| 1 | A | 171 | VAL | N | 121.0 | . | 1 |
| 1 | A | 172 | ALA | H | 8.601 | . | 1 |
| 1 | A | 172 | ALA | HA | 3.762 | . | 1 |
| 1 | A | 172 | ALA | HB1 | 1.523 | . | 1 |
| 1 | A | 172 | ALA | HB2 | 1.523 | . | 1 |
| 1 | A | 172 | ALA | HB3 | 1.523 | . | 1 |
| 1 | A | 172 | ALA | C | 176.3 | . | 1 |
| 1 | A | 172 | ALA | CA | 53.32 | . | 1 |
| 1 | A | 172 | ALA | CB | 15.78 | . | 1 |
| 1 | A | 172 | ALA | N | 120.4 | . | 1 |
| 1 | A | 174 | LYS | H | 7.47 | . | 1 |
| 1 | A | 174 | LYS | HA | 4.101 | . | 1 |
| 1 | A | 174 | LYS | HB2 | 2.063 | . | 2 |
| 1 | A | 174 | LYS | HB3 | 1.666 | . | 2 |
| 1 | A | 174 | LYS | HD2 | 1.803 | . | 4 |
| 1 | A | 174 | LYS | HD3 | 1.803 | . | 4 |
| 1 | A | 174 | LYS | HG2 | 1.518 | . | 4 |
| 1 | A | 174 | LYS | HG3 | 1.312 | . | 4 |
| 1 | A | 174 | LYS | C | 176.3 | . | 1 |
| 1 | A | 174 | LYS | CA | 55.42 | . | 1 |
| 1 | A | 174 | LYS | CB | 29.21 | . | 1 |
| 1 | A | 174 | LYS | N | 118.4 | . | 1 |

Continued on next page...

Continued from previous page...

| List ID | Chain | Res | Type | Atom | Shift Data | | |
|---------|-------|-----|------|------|------------|-------------|-----------|
| | | | | | Value | Uncertainty | Ambiguity |
| 1 | A | 175 | LEU | H | 7.892 | . | 1 |
| 1 | A | 175 | LEU | HA | 3.933 | . | 1 |
| 1 | A | 175 | LEU | HB2 | 1.806 | . | 2 |
| 1 | A | 175 | LEU | HB3 | 1.806 | . | 2 |
| 1 | A | 175 | LEU | HD11 | 0.745 | . | 2 |
| 1 | A | 175 | LEU | HD12 | 0.745 | . | 2 |
| 1 | A | 175 | LEU | HD13 | 0.745 | . | 2 |
| 1 | A | 175 | LEU | HD21 | 0.718 | . | 2 |
| 1 | A | 175 | LEU | HD22 | 0.718 | . | 2 |
| 1 | A | 175 | LEU | HD23 | 0.718 | . | 2 |
| 1 | A | 175 | LEU | C | 177.7 | . | 1 |
| 1 | A | 175 | LEU | CA | 55.27 | . | 1 |
| 1 | A | 175 | LEU | CB | 39.18 | . | 1 |
| 1 | A | 175 | LEU | N | 117.0 | . | 1 |
| 1 | A | 177 | ALA | H | 6.896 | . | 1 |
| 1 | A | 177 | ALA | HA | 4.274 | . | 1 |
| 1 | A | 177 | ALA | HB1 | 1.522 | . | 1 |
| 1 | A | 177 | ALA | HB2 | 1.522 | . | 1 |
| 1 | A | 177 | ALA | HB3 | 1.522 | . | 1 |
| 1 | A | 177 | ALA | C | 174.5 | . | 1 |
| 1 | A | 177 | ALA | CA | 50.48 | . | 1 |
| 1 | A | 177 | ALA | CB | 16.62 | . | 1 |
| 1 | A | 177 | ALA | N | 117.9 | . | 1 |
| 1 | A | 178 | CYS | H | 7.323 | . | 1 |
| 1 | A | 178 | CYS | HA | 5.16 | . | 1 |
| 1 | A | 178 | CYS | HB2 | 3.244 | . | 2 |
| 1 | A | 178 | CYS | HB3 | 2.636 | . | 2 |
| 1 | A | 178 | CYS | N | 116.4 | . | 1 |
| 1 | A | 179 | PRO | HA | 4.337 | . | 1 |
| 1 | A | 179 | PRO | HB2 | 1.978 | . | 2 |
| 1 | A | 179 | PRO | HB3 | 1.901 | . | 2 |
| 1 | A | 179 | PRO | HD2 | 3.705 | . | 2 |
| 1 | A | 179 | PRO | HD3 | 3.406 | . | 2 |
| 1 | A | 179 | PRO | HG2 | 2.271 | . | 2 |
| 1 | A | 179 | PRO | HG3 | 2.271 | . | 2 |
| 1 | A | 179 | PRO | C | 174.5 | . | 1 |
| 1 | A | 179 | PRO | CA | 62.2 | . | 1 |
| 1 | A | 179 | PRO | CB | 29.61 | . | 1 |
| 1 | A | 180 | ASP | H | 8.399 | . | 1 |
| 1 | A | 180 | ASP | HA | 4.802 | . | 1 |
| 1 | A | 180 | ASP | HB2 | 2.781 | . | 2 |

Continued on next page...

Continued from previous page...

| List ID | Chain | Res | Type | Atom | Shift Data | | |
|---------|-------|-----|------|------|------------|-------------|-----------|
| | | | | | Value | Uncertainty | Ambiguity |
| 1 | A | 180 | ASP | HB3 | 2.575 | . | 2 |
| 1 | A | 180 | ASP | C | 174.5 | . | 1 |
| 1 | A | 180 | ASP | CA | 52.25 | . | 1 |
| 1 | A | 180 | ASP | CB | 38.79 | . | 1 |
| 1 | A | 180 | ASP | N | 115.1 | . | 1 |
| 1 | A | 181 | ALA | H | 8.093 | . | 1 |
| 1 | A | 181 | ALA | HA | 4.268 | . | 1 |
| 1 | A | 181 | ALA | HB1 | 1.384 | . | 1 |
| 1 | A | 181 | ALA | HB2 | 1.384 | . | 1 |
| 1 | A | 181 | ALA | HB3 | 1.384 | . | 1 |
| 1 | A | 181 | ALA | CB | 17.26 | . | 1 |
| 1 | A | 181 | ALA | N | 123.7 | . | 1 |
| 1 | A | 182 | ARG | H | 8.65 | . | 1 |
| 1 | A | 182 | ARG | HA | 5.084 | . | 1 |
| 1 | A | 182 | ARG | HB2 | 1.838 | . | 2 |
| 1 | A | 182 | ARG | HB3 | 1.545 | . | 2 |
| 1 | A | 182 | ARG | C | 173.2 | . | 1 |
| 1 | A | 182 | ARG | CA | 52.36 | . | 1 |
| 1 | A | 182 | ARG | CB | 29.78 | . | 1 |
| 1 | A | 182 | ARG | N | 121.4 | . | 1 |
| 1 | A | 183 | VAL | H | 8.436 | . | 1 |
| 1 | A | 183 | VAL | HA | 5.238 | . | 1 |
| 1 | A | 183 | VAL | HB | 1.93 | . | 1 |
| 1 | A | 183 | VAL | HG11 | 0.773 | . | 2 |
| 1 | A | 183 | VAL | HG12 | 0.773 | . | 2 |
| 1 | A | 183 | VAL | HG13 | 0.773 | . | 2 |
| 1 | A | 183 | VAL | HG21 | 0.773 | . | 2 |
| 1 | A | 183 | VAL | HG22 | 0.773 | . | 2 |
| 1 | A | 183 | VAL | HG23 | 0.773 | . | 2 |
| 1 | A | 183 | VAL | C | 173.0 | . | 1 |
| 1 | A | 183 | VAL | CA | 56.76 | . | 1 |
| 1 | A | 183 | VAL | CB | 33.23 | . | 1 |
| 1 | A | 183 | VAL | N | 113.6 | . | 1 |
| 1 | A | 184 | THR | H | 9.584 | . | 1 |
| 1 | A | 184 | THR | HA | 4.853 | . | 1 |
| 1 | A | 184 | THR | HB | 3.874 | . | 1 |
| 1 | A | 184 | THR | HG21 | 1.008 | . | 1 |
| 1 | A | 184 | THR | HG22 | 1.008 | . | 1 |
| 1 | A | 184 | THR | HG23 | 1.008 | . | 1 |
| 1 | A | 184 | THR | C | 169.7 | . | 1 |
| 1 | A | 184 | THR | CA | 59.69 | . | 1 |

Continued on next page...

Continued from previous page...

| List ID | Chain | Res | Type | Atom | Shift Data | | |
|---------|-------|-----|------|------|------------|-------------|-----------|
| | | | | | Value | Uncertainty | Ambiguity |
| 1 | A | 184 | THR | CB | 68.31 | . | 1 |
| 1 | A | 184 | THR | N | 122.6 | . | 1 |
| 1 | A | 185 | ILE | H | 9.175 | . | 1 |
| 1 | A | 185 | ILE | HA | 4.565 | . | 1 |
| 1 | A | 185 | ILE | HB | 2.073 | . | 1 |
| 1 | A | 185 | ILE | HG12 | 1.401 | . | 2 |
| 1 | A | 185 | ILE | HG13 | 1.353 | . | 2 |
| 1 | A | 185 | ILE | HG21 | 1.229 | . | 1 |
| 1 | A | 185 | ILE | HG22 | 1.229 | . | 1 |
| 1 | A | 185 | ILE | HG23 | 1.229 | . | 1 |
| 1 | A | 185 | ILE | C | 171.2 | . | 1 |
| 1 | A | 185 | ILE | CA | 57.04 | . | 1 |
| 1 | A | 185 | ILE | CB | 34.38 | . | 1 |
| 1 | A | 185 | ILE | N | 126.7 | . | 1 |
| 1 | A | 186 | ASN | H | 8.802 | . | 1 |
| 1 | A | 186 | ASN | HA | 5.476 | . | 1 |
| 1 | A | 186 | ASN | HB2 | 2.684 | . | 2 |
| 1 | A | 186 | ASN | HB3 | 2.074 | . | 2 |
| 1 | A | 186 | ASN | C | 172.7 | . | 1 |
| 1 | A | 186 | ASN | CA | 49.33 | . | 1 |
| 1 | A | 186 | ASN | CB | 39.04 | . | 1 |
| 1 | A | 186 | ASN | N | 125.5 | . | 1 |
| 1 | A | 187 | GLY | H | 9.236 | . | 1 |
| 1 | A | 187 | GLY | HA2 | 4.89 | . | 2 |
| 1 | A | 187 | GLY | HA3 | 3.809 | . | 2 |
| 1 | A | 187 | GLY | C | 169.2 | . | 1 |
| 1 | A | 187 | GLY | CA | 41.96 | . | 1 |
| 1 | A | 187 | GLY | N | 109.5 | . | 1 |
| 1 | A | 188 | TYR | H | 8.546 | . | 1 |
| 1 | A | 188 | TYR | HA | 5.565 | . | 1 |
| 1 | A | 188 | TYR | HB2 | 3.582 | . | 2 |
| 1 | A | 188 | TYR | HB3 | 2.715 | . | 2 |
| 1 | A | 188 | TYR | C | 174.0 | . | 1 |
| 1 | A | 188 | TYR | CA | 54.89 | . | 1 |
| 1 | A | 188 | TYR | CB | 42.49 | . | 1 |
| 1 | A | 188 | TYR | N | 118.3 | . | 1 |
| 1 | A | 189 | THR | H | 8.344 | . | 1 |
| 1 | A | 189 | THR | HA | 4.344 | . | 1 |
| 1 | A | 189 | THR | HB | 3.87 | . | 1 |
| 1 | A | 189 | THR | HG21 | 1.201 | . | 1 |
| 1 | A | 189 | THR | HG22 | 1.201 | . | 1 |

Continued on next page...

Continued from previous page...

| List ID | Chain | Res | Type | Atom | Shift Data | | |
|---------|-------|-----|------|------|------------|-------------|-----------|
| | | | | | Value | Uncertainty | Ambiguity |
| 1 | A | 189 | THR | HG23 | 1.201 | . | 1 |
| 1 | A | 189 | THR | C | 171.3 | . | 1 |
| 1 | A | 189 | THR | N | 111.5 | . | 1 |
| 1 | A | 190 | ASP | H | 7.855 | . | 1 |
| 1 | A | 190 | ASP | HA | 4.661 | . | 1 |
| 1 | A | 190 | ASP | HB2 | 3.151 | . | 2 |
| 1 | A | 190 | ASP | HB3 | 3.027 | . | 2 |
| 1 | A | 190 | ASP | C | 171.7 | . | 1 |
| 1 | A | 190 | ASP | CA | 51.74 | . | 1 |
| 1 | A | 190 | ASP | CB | 39.1 | . | 1 |
| 1 | A | 190 | ASP | N | 117.0 | . | 1 |
| 1 | A | 192 | THR | H | 8.216 | . | 1 |
| 1 | A | 192 | THR | HA | 4.188 | . | 1 |
| 1 | A | 192 | THR | HB | 4.08 | . | 1 |
| 1 | A | 192 | THR | HG21 | 1.192 | . | 1 |
| 1 | A | 192 | THR | HG22 | 1.192 | . | 1 |
| 1 | A | 192 | THR | HG23 | 1.192 | . | 1 |
| 1 | A | 192 | THR | C | 173.0 | . | 1 |
| 1 | A | 192 | THR | CA | 61.11 | . | 1 |
| 1 | A | 192 | THR | CB | 67.49 | . | 1 |
| 1 | A | 192 | THR | N | 114.1 | . | 1 |
| 1 | A | 193 | GLY | H | 8.234 | . | 1 |
| 1 | A | 193 | GLY | HA2 | 3.962 | . | 2 |
| 1 | A | 193 | GLY | HA3 | 3.962 | . | 2 |
| 1 | A | 193 | GLY | C | 171.4 | . | 1 |
| 1 | A | 193 | GLY | CA | 42.36 | . | 1 |
| 1 | A | 193 | GLY | N | 108.6 | . | 1 |
| 1 | A | 194 | SER | H | 7.806 | . | 1 |
| 1 | A | 194 | SER | HA | 4.63 | . | 1 |
| 1 | A | 194 | SER | HB2 | 4.035 | . | 2 |
| 1 | A | 194 | SER | HB3 | 3.886 | . | 2 |
| 1 | A | 194 | SER | N | 114.3 | . | 1 |
| 1 | A | 195 | GLU | H | 9.334 | . | 1 |
| 1 | A | 195 | GLU | HA | 4.223 | . | 1 |
| 1 | A | 195 | GLU | HB2 | 2.075 | . | 2 |
| 1 | A | 195 | GLU | HB3 | 2.075 | . | 2 |
| 1 | A | 195 | GLU | HG2 | 2.425 | . | 2 |
| 1 | A | 195 | GLU | HG3 | 2.425 | . | 2 |
| 1 | A | 195 | GLU | N | 126.4 | . | 1 |
| 1 | A | 197 | ILE | H | 7.195 | . | 1 |
| 1 | A | 197 | ILE | HA | 4.213 | . | 1 |

Continued on next page...

Continued from previous page...

| List ID | Chain | Res | Type | Atom | Shift Data | | |
|---------|-------|-----|------|------|------------|-------------|-----------|
| | | | | | Value | Uncertainty | Ambiguity |
| 1 | A | 197 | ILE | HB | 1.964 | . | 1 |
| 1 | A | 197 | ILE | HD11 | 0.837 | . | 1 |
| 1 | A | 197 | ILE | HD12 | 0.837 | . | 1 |
| 1 | A | 197 | ILE | HD13 | 0.837 | . | 1 |
| 1 | A | 197 | ILE | HG12 | 1.481 | . | 2 |
| 1 | A | 197 | ILE | HG13 | 1.24 | . | 2 |
| 1 | A | 197 | ILE | HG21 | 0.909 | . | 1 |
| 1 | A | 197 | ILE | HG22 | 0.909 | . | 1 |
| 1 | A | 197 | ILE | HG23 | 0.909 | . | 1 |
| 1 | A | 197 | ILE | C | 175.4 | . | 1 |
| 1 | A | 197 | ILE | CA | 59.27 | . | 1 |
| 1 | A | 197 | ILE | CB | 36.25 | . | 1 |
| 1 | A | 197 | ILE | N | 118.2 | . | 1 |
| 1 | A | 198 | ASN | H | 8.411 | . | 1 |
| 1 | A | 198 | ASN | HA | 4.543 | . | 1 |
| 1 | A | 198 | ASN | HB2 | 2.768 | . | 2 |
| 1 | A | 198 | ASN | HB3 | 2.768 | . | 2 |
| 1 | A | 198 | ASN | C | 176.1 | . | 1 |
| 1 | A | 198 | ASN | CA | 53.47 | . | 1 |
| 1 | A | 198 | ASN | CB | 35.85 | . | 1 |
| 1 | A | 198 | ASN | N | 119.9 | . | 1 |
| 1 | A | 199 | ILE | H | 8.637 | . | 1 |
| 1 | A | 199 | ILE | HA | 3.58 | . | 1 |
| 1 | A | 199 | ILE | HB | 2.07 | . | 1 |
| 1 | A | 199 | ILE | HD11 | 0.847 | . | 1 |
| 1 | A | 199 | ILE | HD12 | 0.847 | . | 1 |
| 1 | A | 199 | ILE | HD13 | 0.847 | . | 1 |
| 1 | A | 199 | ILE | HG12 | 1.775 | . | 2 |
| 1 | A | 199 | ILE | HG13 | 1.775 | . | 2 |
| 1 | A | 199 | ILE | HG21 | 0.873 | . | 1 |
| 1 | A | 199 | ILE | HG22 | 0.873 | . | 1 |
| 1 | A | 199 | ILE | HG23 | 0.873 | . | 1 |
| 1 | A | 199 | ILE | N | 119.8 | . | 1 |
| 1 | A | 201 | LEU | H | 7.66 | . | 1 |
| 1 | A | 201 | LEU | HA | 4.221 | . | 1 |
| 1 | A | 201 | LEU | HB2 | 1.743 | . | 2 |
| 1 | A | 201 | LEU | HB3 | 1.654 | . | 2 |
| 1 | A | 201 | LEU | HD11 | 0.899 | . | 2 |
| 1 | A | 201 | LEU | HD12 | 0.899 | . | 2 |
| 1 | A | 201 | LEU | HD13 | 0.899 | . | 2 |
| 1 | A | 201 | LEU | HD21 | 0.899 | . | 2 |

Continued on next page...

Continued from previous page...

| List ID | Chain | Res | Type | Atom | Shift Data | | |
|---------|-------|-----|------|------|------------|-------------|-----------|
| | | | | | Value | Uncertainty | Ambiguity |
| 1 | A | 201 | LEU | HD22 | 0.899 | . | 2 |
| 1 | A | 201 | LEU | HD23 | 0.899 | . | 2 |
| 1 | A | 201 | LEU | HG | 1.497 | . | 1 |
| 1 | A | 201 | LEU | C | 176.9 | . | 1 |
| 1 | A | 201 | LEU | CA | 56.05 | . | 1 |
| 1 | A | 201 | LEU | CB | 40.06 | . | 1 |
| 1 | A | 201 | LEU | N | 119.5 | . | 1 |
| 1 | A | 202 | SER | H | 8.35 | . | 1 |
| 1 | A | 202 | SER | HA | 3.746 | . | 1 |
| 1 | A | 202 | SER | HB2 | 3.848 | . | 2 |
| 1 | A | 202 | SER | HB3 | 3.848 | . | 2 |
| 1 | A | 202 | SER | C | 173.6 | . | 1 |
| 1 | A | 202 | SER | CA | 59.89 | . | 1 |
| 1 | A | 202 | SER | CB | 59.89 | . | 1 |
| 1 | A | 202 | SER | N | 114.8 | . | 1 |
| 1 | A | 203 | ALA | H | 8.026 | . | 1 |
| 1 | A | 203 | ALA | HA | 3.82 | . | 1 |
| 1 | A | 203 | ALA | HB1 | 1.485 | . | 1 |
| 1 | A | 203 | ALA | HB2 | 1.485 | . | 1 |
| 1 | A | 203 | ALA | HB3 | 1.485 | . | 1 |
| 1 | A | 203 | ALA | C | 177.4 | . | 1 |
| 1 | A | 203 | ALA | CA | 52.51 | . | 1 |
| 1 | A | 203 | ALA | CB | 15.36 | . | 1 |
| 1 | A | 203 | ALA | N | 126.7 | . | 1 |
| 1 | A | 204 | GLN | H | 8.069 | . | 1 |
| 1 | A | 204 | GLN | HA | 4.07 | . | 1 |
| 1 | A | 204 | GLN | HB2 | 2.247 | . | 2 |
| 1 | A | 204 | GLN | HB3 | 2.247 | . | 2 |
| 1 | A | 204 | GLN | HG2 | 2.491 | . | 2 |
| 1 | A | 204 | GLN | HG3 | 2.359 | . | 2 |
| 1 | A | 204 | GLN | C | 176.3 | . | 1 |
| 1 | A | 204 | GLN | CA | 56.59 | . | 1 |
| 1 | A | 204 | GLN | CB | 25.59 | . | 1 |
| 1 | A | 204 | GLN | N | 120.2 | . | 1 |
| 1 | A | 205 | ARG | H | 7.58 | . | 1 |
| 1 | A | 205 | ARG | HA | 3.733 | . | 1 |
| 1 | A | 205 | ARG | HB2 | 1.517 | . | 2 |
| 1 | A | 205 | ARG | HB3 | 1.175 | . | 2 |
| 1 | A | 205 | ARG | C | 174.8 | . | 1 |
| 1 | A | 205 | ARG | CB | 26.85 | . | 1 |
| 1 | A | 205 | ARG | N | 117.7 | . | 1 |

Continued on next page...

Continued from previous page...

| List ID | Chain | Res | Type | Atom | Shift Data | | |
|---------|-------|-----|------|------|------------|-------------|-----------|
| | | | | | Value | Uncertainty | Ambiguity |
| 1 | A | 206 | ALA | H | 7.293 | . | 1 |
| 1 | A | 206 | ALA | HA | 3.926 | . | 1 |
| 1 | A | 206 | ALA | HB1 | 1.33 | . | 1 |
| 1 | A | 206 | ALA | HB2 | 1.33 | . | 1 |
| 1 | A | 206 | ALA | HB3 | 1.33 | . | 1 |
| 1 | A | 206 | ALA | C | 176.4 | . | 1 |
| 1 | A | 206 | ALA | CA | 53.01 | . | 1 |
| 1 | A | 206 | ALA | CB | 15.98 | . | 1 |
| 1 | A | 206 | ALA | N | 118.5 | . | 1 |
| 1 | A | 207 | LYS | H | 8.173 | . | 1 |
| 1 | A | 207 | LYS | HA | 3.964 | . | 1 |
| 1 | A | 207 | LYS | HB2 | 2.053 | . | 2 |
| 1 | A | 207 | LYS | HB3 | 1.872 | . | 2 |
| 1 | A | 207 | LYS | HG2 | 1.483 | . | 4 |
| 1 | A | 207 | LYS | HG3 | 1.483 | . | 4 |
| 1 | A | 207 | LYS | C | 175.1 | . | 1 |
| 1 | A | 207 | LYS | CA | 57.11 | . | 1 |
| 1 | A | 207 | LYS | CB | 30.08 | . | 1 |
| 1 | A | 207 | LYS | N | 118.9 | . | 1 |
| 1 | A | 208 | ILE | H | 8.173 | . | 1 |
| 1 | A | 208 | ILE | HA | 3.97 | . | 1 |
| 1 | A | 208 | ILE | HB | 2.232 | . | 1 |
| 1 | A | 208 | ILE | C | 177.3 | . | 1 |
| 1 | A | 208 | ILE | CA | 62.48 | . | 1 |
| 1 | A | 208 | ILE | CB | 35.62 | . | 1 |
| 1 | A | 208 | ILE | N | 119.3 | . | 1 |
| 1 | A | 209 | VAL | H | 7.207 | . | 1 |
| 1 | A | 209 | VAL | HA | 3.627 | . | 1 |
| 1 | A | 209 | VAL | HB | 2.317 | . | 1 |
| 1 | A | 209 | VAL | HG11 | 1.166 | . | 2 |
| 1 | A | 209 | VAL | HG12 | 1.166 | . | 2 |
| 1 | A | 209 | VAL | HG13 | 1.166 | . | 2 |
| 1 | A | 209 | VAL | HG21 | 0.957 | . | 2 |
| 1 | A | 209 | VAL | HG22 | 0.957 | . | 2 |
| 1 | A | 209 | VAL | HG23 | 0.957 | . | 2 |
| 1 | A | 209 | VAL | C | 174.5 | . | 1 |
| 1 | A | 209 | VAL | CA | 64.85 | . | 1 |
| 1 | A | 209 | VAL | CB | 29.02 | . | 1 |
| 1 | A | 209 | VAL | N | 119.0 | . | 1 |
| 1 | A | 210 | ALA | H | 8.613 | . | 1 |
| 1 | A | 210 | ALA | HA | 3.814 | . | 1 |

Continued on next page...

Continued from previous page...

| List ID | Chain | Res | Type | Atom | Shift Data | | |
|---------|-------|-----|------|------|------------|-------------|-----------|
| | | | | | Value | Uncertainty | Ambiguity |
| 1 | A | 210 | ALA | HB1 | 1.466 | . | 1 |
| 1 | A | 210 | ALA | HB2 | 1.466 | . | 1 |
| 1 | A | 210 | ALA | HB3 | 1.466 | . | 1 |
| 1 | A | 210 | ALA | C | 176.3 | . | 1 |
| 1 | A | 210 | ALA | CA | 53.94 | . | 1 |
| 1 | A | 210 | ALA | CB | 17.44 | . | 1 |
| 1 | A | 210 | ALA | N | 122.8 | . | 1 |
| 1 | A | 211 | ASP | H | 9.291 | . | 1 |
| 1 | A | 211 | ASP | HA | 4.281 | . | 1 |
| 1 | A | 211 | ASP | HB2 | 2.844 | . | 2 |
| 1 | A | 211 | ASP | HB3 | 2.597 | . | 2 |
| 1 | A | 211 | ASP | C | 177.2 | . | 1 |
| 1 | A | 211 | ASP | CA | 54.78 | . | 1 |
| 1 | A | 211 | ASP | CB | 37.33 | . | 1 |
| 1 | A | 211 | ASP | N | 115.9 | . | 1 |
| 1 | A | 212 | TYR | H | 7.733 | . | 1 |
| 1 | A | 212 | TYR | HA | 4.177 | . | 1 |
| 1 | A | 212 | TYR | HB2 | 3.288 | . | 2 |
| 1 | A | 212 | TYR | HB3 | 3.173 | . | 2 |
| 1 | A | 212 | TYR | C | 174.9 | . | 1 |
| 1 | A | 212 | TYR | CA | 60.21 | . | 1 |
| 1 | A | 212 | TYR | CB | 36.31 | . | 1 |
| 1 | A | 212 | TYR | N | 122.5 | . | 1 |
| 1 | A | 213 | LEU | H | 8.21 | . | 1 |
| 1 | A | 213 | LEU | HA | 3.813 | . | 1 |
| 1 | A | 213 | LEU | HB2 | 2.192 | . | 2 |
| 1 | A | 213 | LEU | HB3 | 1.459 | . | 2 |
| 1 | A | 213 | LEU | HD11 | 0.866 | . | 2 |
| 1 | A | 213 | LEU | HD12 | 0.866 | . | 2 |
| 1 | A | 213 | LEU | HD13 | 0.866 | . | 2 |
| 1 | A | 213 | LEU | HD21 | 0.741 | . | 2 |
| 1 | A | 213 | LEU | HD22 | 0.741 | . | 2 |
| 1 | A | 213 | LEU | HD23 | 0.741 | . | 2 |
| 1 | A | 213 | LEU | C | 177.5 | . | 1 |
| 1 | A | 213 | LEU | CA | 56.22 | . | 1 |
| 1 | A | 213 | LEU | CB | 38.29 | . | 1 |
| 1 | A | 213 | LEU | N | 117.5 | . | 1 |
| 1 | A | 214 | VAL | H | 8.423 | . | 1 |
| 1 | A | 214 | VAL | HA | 4.404 | . | 1 |
| 1 | A | 214 | VAL | HB | 2.091 | . | 1 |
| 1 | A | 214 | VAL | HG11 | 1.038 | . | 2 |

Continued on next page...

Continued from previous page...

| List ID | Chain | Res | Type | Atom | Shift Data | | |
|---------|-------|-----|------|------|------------|-------------|-----------|
| | | | | | Value | Uncertainty | Ambiguity |
| 1 | A | 214 | VAL | HG12 | 1.038 | . | 2 |
| 1 | A | 214 | VAL | HG13 | 1.038 | . | 2 |
| 1 | A | 214 | VAL | HG21 | 0.953 | . | 2 |
| 1 | A | 214 | VAL | HG22 | 0.953 | . | 2 |
| 1 | A | 214 | VAL | HG23 | 0.953 | . | 2 |
| 1 | A | 214 | VAL | C | 178.7 | . | 1 |
| 1 | A | 214 | VAL | CA | 62.84 | . | 1 |
| 1 | A | 214 | VAL | CB | 29.43 | . | 1 |
| 1 | A | 214 | VAL | N | 120.4 | . | 1 |
| 1 | A | 215 | ALA | H | 7.953 | . | 1 |
| 1 | A | 215 | ALA | HA | 4.084 | . | 1 |
| 1 | A | 215 | ALA | HB1 | 1.368 | . | 1 |
| 1 | A | 215 | ALA | HB2 | 1.368 | . | 1 |
| 1 | A | 215 | ALA | HB3 | 1.368 | . | 1 |
| 1 | A | 215 | ALA | C | 177.4 | . | 1 |
| 1 | A | 215 | ALA | CA | 52.46 | . | 1 |
| 1 | A | 215 | ALA | CB | 14.81 | . | 1 |
| 1 | A | 215 | ALA | N | 125.2 | . | 1 |
| 1 | A | 216 | ARG | H | 7.372 | . | 1 |
| 1 | A | 216 | ARG | HA | 4.175 | . | 1 |
| 1 | A | 216 | ARG | HB2 | 2.114 | . | 2 |
| 1 | A | 216 | ARG | HB3 | 1.764 | . | 2 |
| 1 | A | 216 | ARG | HD2 | 2.88 | . | 2 |
| 1 | A | 216 | ARG | HD3 | 2.84 | . | 2 |
| 1 | A | 216 | ARG | HG2 | 1.477 | . | 2 |
| 1 | A | 216 | ARG | HG3 | 1.477 | . | 2 |
| 1 | A | 216 | ARG | C | 173.8 | . | 1 |
| 1 | A | 216 | ARG | CA | 51.46 | . | 1 |
| 1 | A | 216 | ARG | CB | 26.76 | . | 1 |
| 1 | A | 216 | ARG | N | 114.4 | . | 1 |
| 1 | A | 217 | GLY | H | 7.843 | . | 1 |
| 1 | A | 217 | GLY | HA2 | 4.326 | . | 2 |
| 1 | A | 217 | GLY | HA3 | 3.648 | . | 2 |
| 1 | A | 217 | GLY | C | 172.4 | . | 1 |
| 1 | A | 217 | GLY | CA | 43.03 | . | 1 |
| 1 | A | 217 | GLY | N | 105.4 | . | 1 |
| 1 | A | 218 | VAL | H | 7.947 | . | 1 |
| 1 | A | 218 | VAL | HA | 3.65 | . | 1 |
| 1 | A | 218 | VAL | HB | 1.452 | . | 1 |
| 1 | A | 218 | VAL | HG11 | 0.915 | . | 2 |
| 1 | A | 218 | VAL | HG12 | 0.915 | . | 2 |

Continued on next page...

Continued from previous page...

| List ID | Chain | Res | Type | Atom | Shift Data | | |
|---------|-------|-----|------|------|------------|-------------|-----------|
| | | | | | Value | Uncertainty | Ambiguity |
| 1 | A | 218 | VAL | HG13 | 0.915 | . | 2 |
| 1 | A | 218 | VAL | HG21 | 0.915 | . | 2 |
| 1 | A | 218 | VAL | HG22 | 0.915 | . | 2 |
| 1 | A | 218 | VAL | HG23 | 0.915 | . | 2 |
| 1 | A | 218 | VAL | C | 172.7 | . | 1 |
| 1 | A | 218 | VAL | CA | 60.93 | . | 1 |
| 1 | A | 218 | VAL | CB | 28.9 | . | 1 |
| 1 | A | 218 | VAL | N | 123.7 | . | 1 |
| 1 | A | 219 | ALA | H | 8.313 | . | 1 |
| 1 | A | 219 | ALA | HA | 4.141 | . | 1 |
| 1 | A | 219 | ALA | HB1 | 1.243 | . | 1 |
| 1 | A | 219 | ALA | HB2 | 1.243 | . | 1 |
| 1 | A | 219 | ALA | HB3 | 1.243 | . | 1 |
| 1 | A | 219 | ALA | C | 177.5 | . | 1 |
| 1 | A | 219 | ALA | CA | 50.69 | . | 1 |
| 1 | A | 219 | ALA | CB | 16.19 | . | 1 |
| 1 | A | 219 | ALA | N | 130.2 | . | 1 |
| 1 | A | 220 | GLY | H | 8.869 | . | 1 |
| 1 | A | 220 | GLY | HA2 | 3.916 | . | 2 |
| 1 | A | 220 | GLY | HA3 | 3.674 | . | 2 |
| 1 | A | 220 | GLY | C | 173.4 | . | 1 |
| 1 | A | 220 | GLY | CA | 45.5 | . | 1 |
| 1 | A | 220 | GLY | N | 111.6 | . | 1 |
| 1 | A | 221 | ASP | H | 8.338 | . | 1 |
| 1 | A | 221 | ASP | HA | 4.675 | . | 1 |
| 1 | A | 221 | ASP | HB2 | 2.997 | . | 2 |
| 1 | A | 221 | ASP | HB3 | 2.695 | . | 2 |
| 1 | A | 221 | ASP | C | 174.8 | . | 1 |
| 1 | A | 221 | ASP | CA | 51.83 | . | 1 |
| 1 | A | 221 | ASP | CB | 36.64 | . | 1 |
| 1 | A | 221 | ASP | N | 115.3 | . | 1 |
| 1 | A | 222 | HIS | H | 8.21 | . | 1 |
| 1 | A | 222 | HIS | HA | 4.665 | . | 1 |
| 1 | A | 222 | HIS | HB2 | 4.098 | . | 2 |
| 1 | A | 222 | HIS | HB3 | 3.268 | . | 2 |
| 1 | A | 222 | HIS | C | 169.7 | . | 1 |
| 1 | A | 222 | HIS | CA | 53.25 | . | 1 |
| 1 | A | 222 | HIS | CB | 25.85 | . | 1 |
| 1 | A | 222 | HIS | N | 117.5 | . | 1 |
| 1 | A | 223 | ILE | H | 7.342 | . | 1 |
| 1 | A | 223 | ILE | HA | 4.835 | . | 1 |

Continued on next page...

Continued from previous page...

| List ID | Chain | Res | Type | Atom | Shift Data | | |
|---------|-------|-----|------|------|------------|-------------|-----------|
| | | | | | Value | Uncertainty | Ambiguity |
| 1 | A | 223 | ILE | HB | 1.71 | . | 1 |
| 1 | A | 223 | ILE | HD11 | 0.651 | . | 1 |
| 1 | A | 223 | ILE | HD12 | 0.651 | . | 1 |
| 1 | A | 223 | ILE | HD13 | 0.651 | . | 1 |
| 1 | A | 223 | ILE | HG12 | 1.642 | . | 2 |
| 1 | A | 223 | ILE | HG13 | 1.642 | . | 2 |
| 1 | A | 223 | ILE | HG21 | 0.746 | . | 1 |
| 1 | A | 223 | ILE | HG22 | 0.746 | . | 1 |
| 1 | A | 223 | ILE | HG23 | 0.746 | . | 1 |
| 1 | A | 223 | ILE | C | 172.1 | . | 1 |
| 1 | A | 223 | ILE | CA | 58.21 | . | 1 |
| 1 | A | 223 | ILE | CB | 38.77 | . | 1 |
| 1 | A | 223 | ILE | N | 117.9 | . | 1 |
| 1 | A | 224 | ALA | H | 8.607 | . | 1 |
| 1 | A | 224 | ALA | HA | 4.888 | . | 1 |
| 1 | A | 224 | ALA | HB1 | 1.417 | . | 1 |
| 1 | A | 224 | ALA | HB2 | 1.417 | . | 1 |
| 1 | A | 224 | ALA | HB3 | 1.417 | . | 1 |
| 1 | A | 224 | ALA | C | 174.0 | . | 1 |
| 1 | A | 224 | ALA | CA | 48.05 | . | 1 |
| 1 | A | 224 | ALA | CB | 19.37 | . | 1 |
| 1 | A | 224 | ALA | N | 130.2 | . | 1 |
| 1 | A | 225 | THR | H | 8.448 | . | 1 |
| 1 | A | 225 | THR | HA | 5.135 | . | 1 |
| 1 | A | 225 | THR | HB | 3.956 | . | 1 |
| 1 | A | 225 | THR | HG21 | 0.979 | . | 1 |
| 1 | A | 225 | THR | HG22 | 0.979 | . | 1 |
| 1 | A | 225 | THR | HG23 | 0.979 | . | 1 |
| 1 | A | 225 | THR | C | 171.9 | . | 1 |
| 1 | A | 225 | THR | CA | 68.53 | . | 1 |
| 1 | A | 225 | THR | CB | 57.32 | . | 1 |
| 1 | A | 225 | THR | N | 112.0 | . | 1 |
| 1 | A | 226 | VAL | H | 8.686 | . | 1 |
| 1 | A | 226 | VAL | HA | 4.191 | . | 1 |
| 1 | A | 226 | VAL | HB | 2.282 | . | 1 |
| 1 | A | 226 | VAL | HG11 | 0.749 | . | 2 |
| 1 | A | 226 | VAL | HG12 | 0.749 | . | 2 |
| 1 | A | 226 | VAL | HG13 | 0.749 | . | 2 |
| 1 | A | 226 | VAL | HG21 | 0.749 | . | 2 |
| 1 | A | 226 | VAL | HG22 | 0.749 | . | 2 |
| 1 | A | 226 | VAL | HG23 | 0.749 | . | 2 |

Continued on next page...

Continued from previous page...

| List ID | Chain | Res | Type | Atom | Shift Data | | |
|---------|-------|-----|------|------|------------|-------------|-----------|
| | | | | | Value | Uncertainty | Ambiguity |
| 1 | A | 226 | VAL | C | 172.0 | . | 1 |
| 1 | A | 226 | VAL | CA | 59.42 | . | 1 |
| 1 | A | 226 | VAL | CB | 32.97 | . | 1 |
| 1 | A | 226 | VAL | N | 123.5 | . | 1 |
| 1 | A | 227 | GLY | H | 8.564 | . | 1 |
| 1 | A | 227 | GLY | HA2 | 4.134 | . | 2 |
| 1 | A | 227 | GLY | HA3 | 3.219 | . | 2 |
| 1 | A | 227 | GLY | C | 170.4 | . | 1 |
| 1 | A | 227 | GLY | CA | 43.34 | . | 1 |
| 1 | A | 227 | GLY | N | 113.2 | . | 1 |
| 1 | A | 228 | LEU | H | 8.491 | . | 1 |
| 1 | A | 228 | LEU | HA | 4.321 | . | 1 |
| 1 | A | 228 | LEU | HB2 | 1.42 | . | 2 |
| 1 | A | 228 | LEU | HB3 | 1.19 | . | 2 |
| 1 | A | 228 | LEU | HD11 | 0.669 | . | 2 |
| 1 | A | 228 | LEU | HD12 | 0.669 | . | 2 |
| 1 | A | 228 | LEU | HD13 | 0.669 | . | 2 |
| 1 | A | 228 | LEU | HD21 | 0.555 | . | 2 |
| 1 | A | 228 | LEU | HD22 | 0.555 | . | 2 |
| 1 | A | 228 | LEU | HD23 | 0.555 | . | 2 |
| 1 | A | 228 | LEU | HG | 1.104 | . | 1 |
| 1 | A | 228 | LEU | C | 176.0 | . | 1 |
| 1 | A | 228 | LEU | CA | 52.05 | . | 1 |
| 1 | A | 228 | LEU | CB | 39.52 | . | 1 |
| 1 | A | 228 | LEU | N | 125.1 | . | 1 |
| 1 | A | 229 | GLY | H | 8.698 | . | 1 |
| 1 | A | 229 | GLY | HA2 | 4.076 | . | 2 |
| 1 | A | 229 | GLY | HA3 | 3.09 | . | 2 |
| 1 | A | 229 | GLY | C | 171.7 | . | 1 |
| 1 | A | 229 | GLY | CA | 44.06 | . | 1 |
| 1 | A | 229 | GLY | N | 108.6 | . | 1 |
| 1 | A | 230 | SER | H | 9.646 | . | 1 |
| 1 | A | 230 | SER | HA | 4.665 | . | 1 |
| 1 | A | 230 | SER | HB2 | 3.676 | . | 2 |
| 1 | A | 230 | SER | HB3 | 3.598 | . | 2 |
| 1 | A | 230 | SER | C | 173.7 | . | 1 |
| 1 | A | 230 | SER | CA | 62.13 | . | 1 |
| 1 | A | 230 | SER | CB | 55.73 | . | 1 |
| 1 | A | 230 | SER | N | 119.8 | . | 1 |
| 1 | A | 231 | VAL | H | 6.939 | . | 1 |
| 1 | A | 231 | VAL | HA | 4.129 | . | 1 |

Continued on next page...

Continued from previous page...

| List ID | Chain | Res | Type | Atom | Shift Data | | |
|---------|-------|-----|------|------|------------|-------------|-----------|
| | | | | | Value | Uncertainty | Ambiguity |
| 1 | A | 231 | VAL | HB | 2.288 | . | 1 |
| 1 | A | 231 | VAL | HG11 | 1.099 | . | 2 |
| 1 | A | 231 | VAL | HG12 | 1.099 | . | 2 |
| 1 | A | 231 | VAL | HG13 | 1.099 | . | 2 |
| 1 | A | 231 | VAL | HG21 | 1.099 | . | 2 |
| 1 | A | 231 | VAL | HG22 | 1.099 | . | 2 |
| 1 | A | 231 | VAL | HG23 | 1.099 | . | 2 |
| 1 | A | 231 | VAL | C | 171.1 | . | 1 |
| 1 | A | 231 | VAL | CA | 59.19 | . | 1 |
| 1 | A | 231 | VAL | CB | 30.04 | . | 1 |
| 1 | A | 231 | VAL | N | 117.7 | . | 1 |
| 1 | A | 232 | ASN | H | 8.662 | . | 1 |
| 1 | A | 232 | ASN | HA | 4.342 | . | 1 |
| 1 | A | 232 | ASN | HB2 | 2.978 | . | 2 |
| 1 | A | 232 | ASN | HB3 | 2.64 | . | 2 |
| 1 | A | 232 | ASN | N | 114.3 | . | 1 |
| 1 | A | 233 | PRO | HA | 4.325 | . | 1 |
| 1 | A | 233 | PRO | HB2 | 1.921 | . | 2 |
| 1 | A | 233 | PRO | HB3 | 1.921 | . | 2 |
| 1 | A | 233 | PRO | HD2 | 3.656 | . | 2 |
| 1 | A | 233 | PRO | HD3 | 3.656 | . | 2 |
| 1 | A | 233 | PRO | C | 176.0 | . | 1 |
| 1 | A | 233 | PRO | CA | 61.53 | . | 1 |
| 1 | A | 233 | PRO | CB | 28.63 | . | 1 |
| 1 | A | 234 | ILE | H | 7.66 | . | 1 |
| 1 | A | 234 | ILE | HA | 4.244 | . | 1 |
| 1 | A | 234 | ILE | HB | 2.172 | . | 1 |
| 1 | A | 234 | ILE | HD11 | 0.727 | . | 1 |
| 1 | A | 234 | ILE | HD12 | 0.727 | . | 1 |
| 1 | A | 234 | ILE | HD13 | 0.727 | . | 1 |
| 1 | A | 234 | ILE | HG12 | 1.792 | . | 2 |
| 1 | A | 234 | ILE | HG13 | 1.111 | . | 2 |
| 1 | A | 234 | ILE | HG21 | 0.852 | . | 1 |
| 1 | A | 234 | ILE | HG22 | 0.852 | . | 1 |
| 1 | A | 234 | ILE | HG23 | 0.852 | . | 1 |
| 1 | A | 234 | ILE | C | 172.7 | . | 1 |
| 1 | A | 234 | ILE | CA | 58.57 | . | 1 |
| 1 | A | 234 | ILE | CB | 36.69 | . | 1 |
| 1 | A | 234 | ILE | N | 116.1 | . | 1 |
| 1 | A | 235 | ALA | H | 8.619 | . | 1 |
| 1 | A | 235 | ALA | HA | 4.532 | . | 1 |

Continued on next page...

Continued from previous page...

| List ID | Chain | Res | Type | Atom | Shift Data | | |
|---------|-------|-----|------|------|------------|-------------|-----------|
| | | | | | Value | Uncertainty | Ambiguity |
| 1 | A | 235 | ALA | HB1 | 1.291 | . | 1 |
| 1 | A | 235 | ALA | HB2 | 1.291 | . | 1 |
| 1 | A | 235 | ALA | HB3 | 1.291 | . | 1 |
| 1 | A | 235 | ALA | N | 126.9 | . | 1 |
| 1 | A | 236 | SER | H | 8.411 | . | 1 |
| 1 | A | 236 | SER | HA | 4.24 | . | 1 |
| 1 | A | 236 | SER | HB2 | 4.019 | . | 2 |
| 1 | A | 236 | SER | HB3 | 3.751 | . | 2 |
| 1 | A | 236 | SER | N | 113.0 | . | 1 |
| 1 | A | 237 | ASN | H | 8.515 | . | 1 |
| 1 | A | 237 | ASN | HA | 4.783 | . | 1 |
| 1 | A | 237 | ASN | HB2 | 3.151 | . | 2 |
| 1 | A | 237 | ASN | HB3 | 2.481 | . | 2 |
| 1 | A | 237 | ASN | C | 173.1 | . | 1 |
| 1 | A | 237 | ASN | CA | 52.27 | . | 1 |
| 1 | A | 237 | ASN | CB | 37.15 | . | 1 |
| 1 | A | 237 | ASN | N | 123.3 | . | 1 |
| 1 | A | 238 | ALA | H | 8.466 | . | 1 |
| 1 | A | 238 | ALA | HA | 4.24 | . | 1 |
| 1 | A | 238 | ALA | HB1 | 1.426 | . | 1 |
| 1 | A | 238 | ALA | HB2 | 1.426 | . | 1 |
| 1 | A | 238 | ALA | HB3 | 1.426 | . | 1 |
| 1 | A | 238 | ALA | C | 175.0 | . | 1 |
| 1 | A | 238 | ALA | CA | 51.41 | . | 1 |
| 1 | A | 238 | ALA | CB | 17.1 | . | 1 |
| 1 | A | 238 | ALA | N | 121.8 | . | 1 |
| 1 | A | 239 | THR | H | 7.14 | . | 1 |
| 1 | A | 239 | THR | HA | 5.023 | . | 1 |
| 1 | A | 239 | THR | HB | 4.632 | . | 1 |
| 1 | A | 239 | THR | HG21 | 1.196 | . | 1 |
| 1 | A | 239 | THR | HG22 | 1.196 | . | 1 |
| 1 | A | 239 | THR | HG23 | 1.196 | . | 1 |
| 1 | A | 239 | THR | N | 105.0 | . | 1 |
| 1 | A | 240 | PRO | HA | 4.142 | . | 1 |
| 1 | A | 240 | PRO | HD2 | 4.023 | . | 2 |
| 1 | A | 240 | PRO | HD3 | 3.85 | . | 2 |
| 1 | A | 240 | PRO | C | 177.5 | . | 1 |
| 1 | A | 240 | PRO | CA | 62.93 | . | 1 |
| 1 | A | 240 | PRO | CB | 29.2 | . | 1 |
| 1 | A | 241 | GLU | H | 9.041 | . | 1 |
| 1 | A | 241 | GLU | HA | 4.032 | . | 1 |

Continued on next page...

Continued from previous page...

| List ID | Chain | Res | Type | Atom | Shift Data | | |
|---------|-------|-----|------|------|------------|-------------|-----------|
| | | | | | Value | Uncertainty | Ambiguity |
| 1 | A | 241 | GLU | HB2 | 2.006 | . | 2 |
| 1 | A | 241 | GLU | HB3 | 1.898 | . | 2 |
| 1 | A | 241 | GLU | HG2 | 2.4 | . | 2 |
| 1 | A | 241 | GLU | HG3 | 2.252 | . | 2 |
| 1 | A | 241 | GLU | C | 176.7 | . | 1 |
| 1 | A | 241 | GLU | CA | 57.43 | . | 1 |
| 1 | A | 241 | GLU | CB | 25.99 | . | 1 |
| 1 | A | 241 | GLU | N | 118.0 | . | 1 |
| 1 | A | 242 | GLY | H | 8.106 | . | 1 |
| 1 | A | 242 | GLY | HA2 | 4.365 | . | 2 |
| 1 | A | 242 | GLY | HA3 | 3.534 | . | 2 |
| 1 | A | 242 | GLY | C | 173.6 | . | 1 |
| 1 | A | 242 | GLY | CA | 44.64 | . | 1 |
| 1 | A | 242 | GLY | N | 111.5 | . | 1 |
| 1 | A | 243 | ARG | H | 8.014 | . | 1 |
| 1 | A | 243 | ARG | HA | 4.048 | . | 1 |
| 1 | A | 243 | ARG | HB2 | 1.951 | . | 2 |
| 1 | A | 243 | ARG | HB3 | 1.904 | . | 2 |
| 1 | A | 243 | ARG | HD2 | 3.146 | . | 2 |
| 1 | A | 243 | ARG | HD3 | 3.04 | . | 2 |
| 1 | A | 243 | ARG | HG2 | 2.127 | . | 2 |
| 1 | A | 243 | ARG | HG3 | 2.127 | . | 2 |
| 1 | A | 243 | ARG | C | 176.7 | . | 1 |
| 1 | A | 243 | ARG | CA | 58.34 | . | 1 |
| 1 | A | 243 | ARG | CB | 28.24 | . | 1 |
| 1 | A | 243 | ARG | N | 118.6 | . | 1 |
| 1 | A | 244 | ALA | H | 7.55 | . | 1 |
| 1 | A | 244 | ALA | HA | 3.913 | . | 1 |
| 1 | A | 244 | ALA | HB1 | 1.458 | . | 1 |
| 1 | A | 244 | ALA | HB2 | 1.458 | . | 1 |
| 1 | A | 244 | ALA | HB3 | 1.458 | . | 1 |
| 1 | A | 244 | ALA | C | 178.1 | . | 1 |
| 1 | A | 244 | ALA | CA | 52.56 | . | 1 |
| 1 | A | 244 | ALA | CB | 15.71 | . | 1 |
| 1 | A | 244 | ALA | N | 116.2 | . | 1 |
| 1 | A | 245 | LYS | H | 7.262 | . | 1 |
| 1 | A | 245 | LYS | HA | 4.016 | . | 1 |
| 1 | A | 245 | LYS | HB2 | 1.83 | . | 2 |
| 1 | A | 245 | LYS | HB3 | 1.596 | . | 2 |
| 1 | A | 245 | LYS | HD2 | 1.377 | . | 4 |
| 1 | A | 245 | LYS | HD3 | 1.377 | . | 4 |

Continued on next page...

Continued from previous page...

| List ID | Chain | Res | Type | Atom | Shift Data | | |
|---------|-------|-----|------|------|------------|-------------|-----------|
| | | | | | Value | Uncertainty | Ambiguity |
| 1 | A | 245 | LYS | HG2 | 1.291 | . | 4 |
| 1 | A | 245 | LYS | HG3 | 1.291 | . | 4 |
| 1 | A | 245 | LYS | C | 175.2 | . | 1 |
| 1 | A | 245 | LYS | CA | 55.36 | . | 1 |
| 1 | A | 245 | LYS | CB | 29.83 | . | 1 |
| 1 | A | 245 | LYS | N | 116.7 | . | 1 |
| 1 | A | 246 | ASN | H | 7.33 | . | 1 |
| 1 | A | 246 | ASN | HA | 4.559 | . | 1 |
| 1 | A | 246 | ASN | HB2 | 2.546 | . | 2 |
| 1 | A | 246 | ASN | HB3 | 2.487 | . | 2 |
| 1 | A | 246 | ASN | C | 173.8 | . | 1 |
| 1 | A | 246 | ASN | CA | 52.43 | . | 1 |
| 1 | A | 246 | ASN | CB | 35.72 | . | 1 |
| 1 | A | 246 | ASN | N | 113.6 | . | 1 |
| 1 | A | 247 | ARG | H | 6.798 | . | 1 |
| 1 | A | 247 | ARG | HA | 4.153 | . | 1 |
| 1 | A | 247 | ARG | HB2 | 2.285 | . | 2 |
| 1 | A | 247 | ARG | HB3 | 2.165 | . | 2 |
| 1 | A | 247 | ARG | HD2 | 3.307 | . | 2 |
| 1 | A | 247 | ARG | HD3 | 3.078 | . | 2 |
| 1 | A | 247 | ARG | HG2 | 1.375 | . | 2 |
| 1 | A | 247 | ARG | HG3 | 1.264 | . | 2 |
| 1 | A | 247 | ARG | C | 170.1 | . | 1 |
| 1 | A | 247 | ARG | CA | 53.78 | . | 1 |
| 1 | A | 247 | ARG | CB | 26.82 | . | 1 |
| 1 | A | 247 | ARG | N | 117.7 | . | 1 |
| 1 | A | 248 | ARG | H | 7.415 | . | 1 |
| 1 | A | 248 | ARG | HA | 5.576 | . | 1 |
| 1 | A | 248 | ARG | HB2 | 1.746 | . | 2 |
| 1 | A | 248 | ARG | HB3 | 1.746 | . | 2 |
| 1 | A | 248 | ARG | C | 171.4 | . | 1 |
| 1 | A | 248 | ARG | CA | 52.23 | . | 1 |
| 1 | A | 248 | ARG | CB | 29.65 | . | 1 |
| 1 | A | 248 | ARG | N | 121.2 | . | 1 |
| 1 | A | 249 | VAL | H | 8.65 | . | 1 |
| 1 | A | 249 | VAL | HA | 5.625 | . | 1 |
| 1 | A | 249 | VAL | HB | 1.962 | . | 1 |
| 1 | A | 249 | VAL | HG11 | 0.948 | . | 2 |
| 1 | A | 249 | VAL | HG12 | 0.948 | . | 2 |
| 1 | A | 249 | VAL | HG13 | 0.948 | . | 2 |
| 1 | A | 249 | VAL | HG21 | 0.948 | . | 2 |

Continued on next page...

Continued from previous page...

| List ID | Chain | Res | Type | Atom | Shift Data | | |
|---------|-------|-----|------|------|------------|-------------|-----------|
| | | | | | Value | Uncertainty | Ambiguity |
| 1 | A | 249 | VAL | HG22 | 0.948 | . | 2 |
| 1 | A | 249 | VAL | HG23 | 0.948 | . | 2 |
| 1 | A | 249 | VAL | C | 172.1 | . | 1 |
| 1 | A | 249 | VAL | CA | 57.12 | . | 1 |
| 1 | A | 249 | VAL | CB | 33.76 | . | 1 |
| 1 | A | 249 | VAL | N | 115.4 | . | 1 |
| 1 | A | 250 | GLU | H | 9.45 | . | 1 |
| 1 | A | 250 | GLU | HA | 5.032 | . | 1 |
| 1 | A | 250 | GLU | HB2 | 2.135 | . | 2 |
| 1 | A | 250 | GLU | HB3 | 2.06 | . | 2 |
| 1 | A | 250 | GLU | HG2 | 2.296 | . | 2 |
| 1 | A | 250 | GLU | HG3 | 2.296 | . | 2 |
| 1 | A | 250 | GLU | C | 172.4 | . | 1 |
| 1 | A | 250 | GLU | CA | 52.39 | . | 1 |
| 1 | A | 250 | GLU | CB | 30.76 | . | 1 |
| 1 | A | 250 | GLU | N | 123.1 | . | 1 |
| 1 | A | 251 | ILE | H | 8.613 | . | 1 |
| 1 | A | 251 | ILE | HA | 4.48 | . | 1 |
| 1 | A | 251 | ILE | HB | 1.787 | . | 1 |
| 1 | A | 251 | ILE | HD11 | 0.68 | . | 1 |
| 1 | A | 251 | ILE | HD12 | 0.68 | . | 1 |
| 1 | A | 251 | ILE | HD13 | 0.68 | . | 1 |
| 1 | A | 251 | ILE | HG12 | 1.659 | . | 2 |
| 1 | A | 251 | ILE | HG13 | 1.659 | . | 2 |
| 1 | A | 251 | ILE | HG21 | 0.779 | . | 1 |
| 1 | A | 251 | ILE | HG22 | 0.779 | . | 1 |
| 1 | A | 251 | ILE | HG23 | 0.779 | . | 1 |
| 1 | A | 251 | ILE | C | 172.6 | . | 1 |
| 1 | A | 251 | ILE | CA | 59.03 | . | 1 |
| 1 | A | 251 | ILE | CB | 36.3 | . | 1 |
| 1 | A | 251 | ILE | N | 121.7 | . | 1 |
| 1 | A | 252 | VAL | H | 9.236 | . | 1 |
| 1 | A | 252 | VAL | HA | 4.702 | . | 1 |
| 1 | A | 252 | VAL | HB | 2.001 | . | 1 |
| 1 | A | 252 | VAL | HG11 | 0.871 | . | 2 |
| 1 | A | 252 | VAL | HG12 | 0.871 | . | 2 |
| 1 | A | 252 | VAL | HG13 | 0.871 | . | 2 |
| 1 | A | 252 | VAL | HG21 | 0.68 | . | 2 |
| 1 | A | 252 | VAL | HG22 | 0.68 | . | 2 |
| 1 | A | 252 | VAL | HG23 | 0.68 | . | 2 |
| 1 | A | 252 | VAL | C | 173.0 | . | 1 |

Continued on next page...

Continued from previous page...

| List ID | Chain | Res | Type | Atom | Shift Data | | |
|---------|-------|-----|------|------|------------|-------------|-----------|
| | | | | | Value | Uncertainty | Ambiguity |
| 1 | A | 252 | VAL | CA | 58.88 | . | 1 |
| 1 | A | 252 | VAL | CB | 32.04 | . | 1 |
| 1 | A | 252 | VAL | N | 130.5 | . | 1 |
| 1 | A | 253 | VAL | H | 8.955 | . | 1 |
| 1 | A | 253 | VAL | HA | 4.361 | . | 1 |
| 1 | A | 253 | VAL | HB | 1.963 | . | 1 |
| 1 | A | 253 | VAL | HG11 | 1.083 | . | 2 |
| 1 | A | 253 | VAL | HG12 | 1.083 | . | 2 |
| 1 | A | 253 | VAL | HG13 | 1.083 | . | 2 |
| 1 | A | 253 | VAL | HG21 | 0.725 | . | 2 |
| 1 | A | 253 | VAL | HG22 | 0.725 | . | 2 |
| 1 | A | 253 | VAL | HG23 | 0.725 | . | 2 |
| 1 | A | 253 | VAL | C | 172.8 | . | 1 |
| 1 | A | 253 | VAL | CA | 59.7 | . | 1 |
| 1 | A | 253 | VAL | CB | 30.33 | . | 1 |
| 1 | A | 253 | VAL | N | 126.7 | . | 1 |
| 1 | A | 254 | ASN | H | 8.753 | . | 1 |
| 1 | A | 254 | ASN | HA | 4.416 | . | 1 |
| 1 | A | 254 | ASN | HB2 | 2.771 | . | 2 |
| 1 | A | 254 | ASN | HB3 | 2.464 | . | 2 |
| 1 | A | 254 | ASN | N | 131.7 | . | 1 |

7.1.2 Chemical shift referencing [i](#)

The following table shows the suggested chemical shift referencing corrections.

| Nucleus | # values | Correction \pm precision, ppm | Suggested action |
|------------------------|----------|---------------------------------|-------------------------|
| $^{13}\text{C}_\alpha$ | 191 | 2.14 ± 0.08 | Should be checked |
| $^{13}\text{C}_\beta$ | 181 | 2.73 ± 0.15 | Should be checked |
| $^{13}\text{C}'$ | 193 | 2.43 ± 0.13 | Should be applied |
| ^{15}N | 230 | -0.69 ± 0.35 | None needed (imprecise) |

7.1.3 Completeness of resonance assignments [i](#)

The following table shows the completeness of the chemical shift assignments for the well-defined regions of the structure. The overall completeness is 74%, i.e. 1111 atoms were assigned a chemical shift out of a possible 1494. 0 out of 23 assigned methyl groups (LEU and VAL) were assigned stereospecifically.

| | Total | ^1H | ^{13}C | ^{15}N |
|----------|---------------|----------------|-----------------|-----------------|
| Backbone | 525/565 (93%) | 228/228 (100%) | 190/230 (83%) | 107/107 (100%) |

Continued on next page...

Continued from previous page...

| | Total | ¹ H | ¹³ C | ¹⁵ N |
|-----------|-----------------|----------------|-----------------|-----------------|
| Sidechain | 586/861 (68%) | 494/568 (87%) | 92/270 (34%) | 0/23 (0%) |
| Aromatic | 0/68 (0%) | 0/34 (0%) | 0/29 (0%) | 0/5 (0%) |
| Overall | 1111/1494 (74%) | 722/830 (87%) | 282/529 (53%) | 107/135 (79%) |

The following table shows the completeness of the chemical shift assignments for the full structure. The overall completeness is 74%, i.e. 1236 atoms were assigned a chemical shift out of a possible 1671. 0 out of 25 assigned methyl groups (LEU and VAL) were assigned stereospecifically.

| | Total | ¹ H | ¹³ C | ¹⁵ N |
|-----------|-----------------|----------------|-----------------|-----------------|
| Backbone | 588/645 (91%) | 260/261 (100%) | 208/264 (79%) | 120/120 (100%) |
| Sidechain | 648/958 (68%) | 548/634 (86%) | 100/300 (33%) | 0/24 (0%) |
| Aromatic | 0/68 (0%) | 0/34 (0%) | 0/29 (0%) | 0/5 (0%) |
| Overall | 1236/1671 (74%) | 808/929 (87%) | 308/593 (52%) | 120/149 (81%) |

7.1.4 Statistically unusual chemical shifts [i](#)

The following table lists the statistically unusual chemical shifts. These are statistical measures, and large deviations from the mean do not necessarily imply incorrect assignments. Molecules containing paramagnetic centres or hemes are expected to give rise to anomalous chemical shifts.

| List Id | Chain | Res | Type | Atom | Shift, ppm | Expected range, ppm | Z-score |
|---------|-------|-----|------|------|------------|---------------------|---------|
| 1 | A | 168 | LEU | CB | 25.03 | 33.11 – 51.34 | -9.4 |
| 1 | A | 225 | THR | CB | 57.32 | 61.12 – 78.27 | -7.2 |
| 1 | A | 83 | SER | CB | 54.64 | 56.28 – 71.32 | -6.1 |
| 1 | A | 161 | THR | CB | 59.80 | 61.12 – 78.27 | -5.8 |
| 1 | A | 230 | SER | CB | 55.73 | 56.28 – 71.32 | -5.4 |

7.1.5 Random Coil Index (RCI) plots [i](#)

The image below reports *random coil index* values for the protein chains in the structure. The height of each bar gives a probability of a given residue to be disordered, as predicted from the available chemical shifts and the amino acid sequence. A value above 0.2 is an indication of significant predicted disorder. The colour of the bar shows whether the residue is in the well-defined core (black) or in the ill-defined residue ranges (cyan), as described in section 2 on ensemble composition. If well-defined core and ill-defined regions are not identified then it is shown as gray bars.

Random coil index (RCI) for chain A:

