



# Full wwPDB X-ray Structure Validation Report ⓘ

Aug 28, 2023 – 09:18 AM EDT

PDB ID : 3KIC  
Title : Crystal structure of adeno-associated virus serotype 3B  
Authors : Lerch, T.F.; Xie, Q.; Chapman, M.S.  
Deposited on : 2009-11-01  
Resolution : 2.60 Å(reported)

This is a Full wwPDB X-ray Structure Validation Report for a publicly released PDB entry.

We welcome your comments at [validation@mail.wwpdb.org](mailto:validation@mail.wwpdb.org)

A user guide is available at

<https://www.wwpdb.org/validation/2017/XrayValidationReportHelp>

with specific help available everywhere you see the ⓘ symbol.

The types of validation reports are described at

<http://www.wwpdb.org/validation/2017/FAQs#types>.

---

The following versions of software and data (see [references ⓘ](#)) were used in the production of this report:

MolProbity : 4.02b-467  
Mogul : 1.8.5 (274361), CSD as541be (2020)  
Xtriage (Phenix) : 1.13  
EDS : 2.35  
buster-report : 1.1.7 (2018)  
Percentile statistics : 20191225.v01 (using entries in the PDB archive December 25th 2019)  
Refmac : 5.8.0158  
CCP4 : 7.0.044 (Gargrove)  
Ideal geometry (proteins) : Engh & Huber (2001)  
Ideal geometry (DNA, RNA) : Parkinson et al. (1996)  
Validation Pipeline (wwPDB-VP) : 2.35

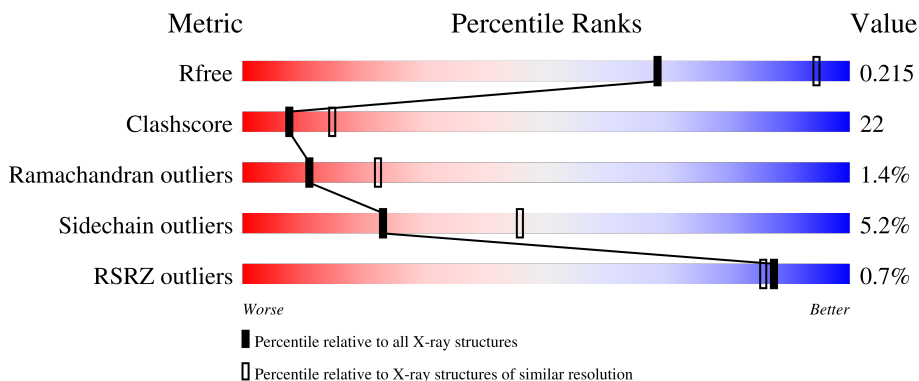
# 1 Overall quality at a glance i

The following experimental techniques were used to determine the structure:

*X-RAY DIFFRACTION*

The reported resolution of this entry is 2.60 Å.

Percentile scores (ranging between 0-100) for global validation metrics of the entry are shown in the following graphic. The table shows the number of entries on which the scores are based.



Metric	Whole archive (#Entries)	Similar resolution (#Entries, resolution range(Å))
$R_{free}$	130704	3163 (2.60-2.60)
Clashscore	141614	3518 (2.60-2.60)
Ramachandran outliers	138981	3455 (2.60-2.60)
Sidechain outliers	138945	3455 (2.60-2.60)
RSRZ outliers	127900	3104 (2.60-2.60)

The table below summarises the geometric issues observed across the polymeric chains and their fit to the electron density. The red, orange, yellow and green segments of the lower bar indicate the fraction of residues that contain outliers for  $\geq 3$ , 2, 1 and 0 types of geometric quality criteria respectively. A grey segment represents the fraction of residues that are not modelled. The numeric value for each fraction is indicated below the corresponding segment, with a dot representing fractions  $\leq 5\%$ . The upper red bar (where present) indicates the fraction of residues that have poor fit to the electron density. The numeric value is given above the bar.

Mol	Chain	Length	Quality of chain
1	A	736	
1	B	736	
1	C	736	
1	D	736	
1	E	736	

*Continued on next page...*

Continued from previous page...

Mol	Chain	Length	Quality of chain
1	F	736	 43% 25% 29%
1	G	736	 45% 24% 29%
1	H	736	 42% 27% 29%
1	I	736	 41% 26% 29%
1	J	736	 42% 26% 29%
1	K	736	 43% 26% 29%
1	L	736	 44% 25% 29%
1	M	736	 44% 25% 29%
1	N	736	 44% 25% 29%
1	O	736	 42% 26% 29%
1	P	736	 42% 26% 29%
1	Q	736	 40% 28% 29%
1	R	736	 43% 25% 29%
1	S	736	 45% 24% 29%
1	T	736	 44% 24% 29%

## 2 Entry composition

There are 2 unique types of molecules in this entry. The entry contains 83520 atoms, of which 0 are hydrogens and 0 are deuteriums.

In the tables below, the ZeroOcc column contains the number of atoms modelled with zero occupancy, the AltConf column contains the number of residues with at least one atom in alternate conformation and the Trace column contains the number of residues modelled with at most 2 atoms.

- Molecule 1 is a protein called Capsid protein VP1.

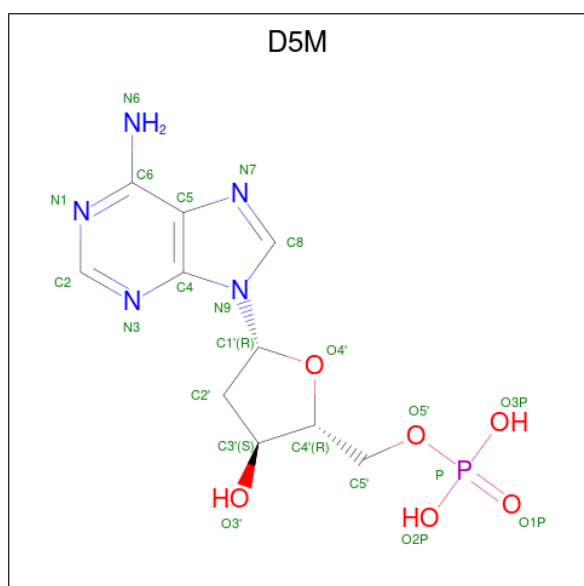
Mol	Chain	Residues	Atoms					ZeroOcc	AltConf	Trace
			Total	C	N	O	S			
1	A	520	4154	2618	723	798	15	0	0	0
1	B	520	4154	2618	723	798	15	0	0	0
1	C	520	4154	2618	723	798	15	0	0	0
1	D	520	4154	2618	723	798	15	0	0	0
1	E	520	4154	2618	723	798	15	0	0	0
1	F	520	4154	2618	723	798	15	0	0	0
1	G	520	4154	2618	723	798	15	0	0	0
1	H	520	4154	2618	723	798	15	0	0	0
1	I	520	4154	2618	723	798	15	0	0	0
1	J	520	4154	2618	723	798	15	0	0	0
1	K	520	4154	2618	723	798	15	0	0	0
1	L	520	4154	2618	723	798	15	0	0	0
1	M	520	4154	2618	723	798	15	0	0	0
1	N	520	4154	2618	723	798	15	0	0	0
1	O	520	4154	2618	723	798	15	0	0	0
1	P	520	4154	2618	723	798	15	0	0	0

*Continued on next page...*

Continued from previous page...

Mol	Chain	Residues	Atoms					ZeroOcc	AltConf	Trace
			Total	C	N	O	S			
1	Q	520	Total 4154	C 2618	N 723	O 798	S 15	0	0	0
1	R	520	Total 4154	C 2618	N 723	O 798	S 15	0	0	0
1	S	520	Total 4154	C 2618	N 723	O 798	S 15	0	0	0
1	T	520	Total 4154	C 2618	N 723	O 798	S 15	0	0	0

- Molecule 2 is 2'-DEOXYADENOSINE-5'-MONOPHOSPHATE (three-letter code: D5M) (formula: C<sub>10</sub>H<sub>14</sub>N<sub>5</sub>O<sub>6</sub>P).



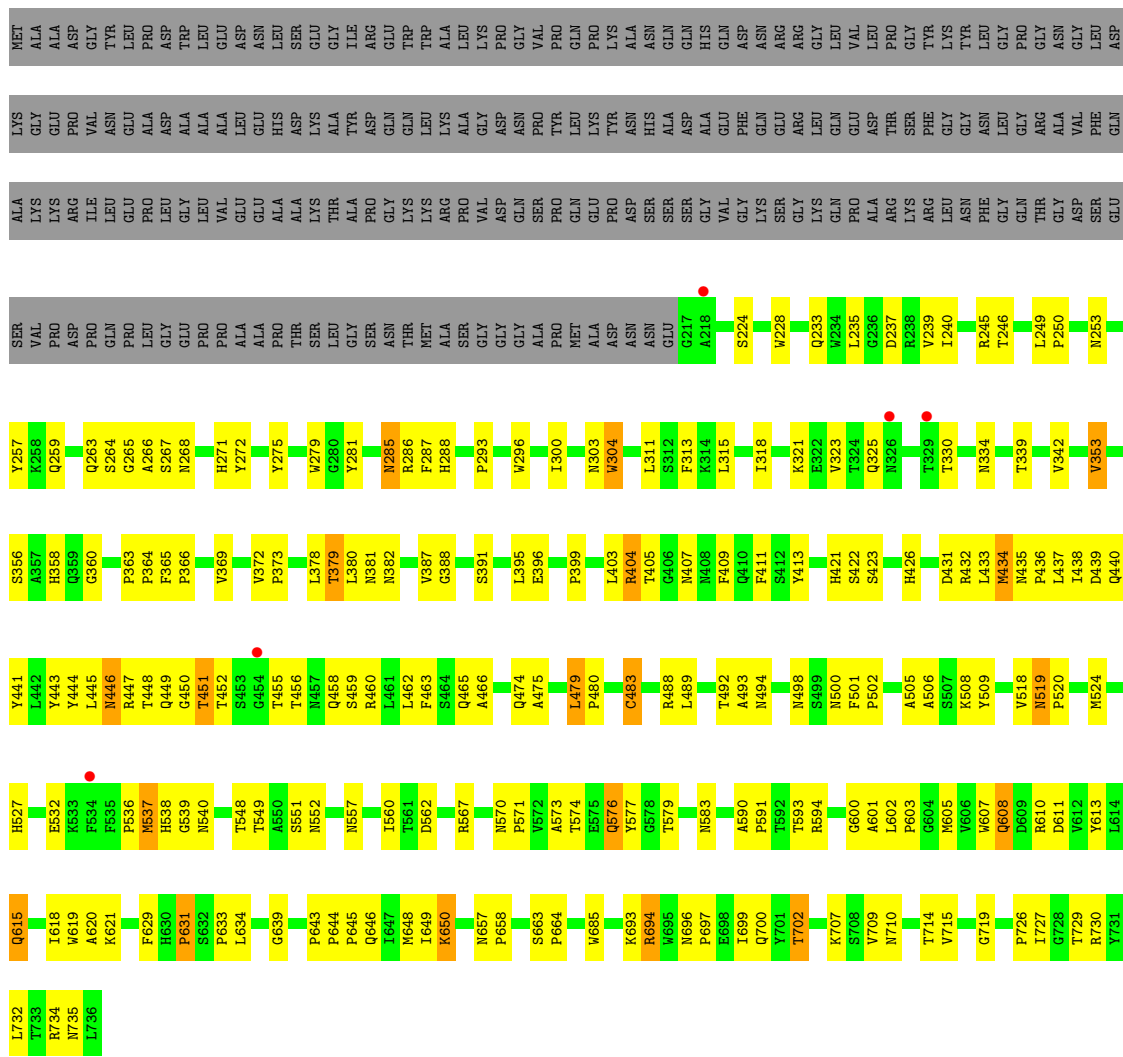
Mol	Chain	Residues	Atoms					ZeroOcc	AltConf
			Total	C	N	O	P		
2	A	1	Total 22	C 10	N 5	O 6	P 1	0	0
2	B	1	Total 22	C 10	N 5	O 6	P 1	0	0
2	C	1	Total 22	C 10	N 5	O 6	P 1	0	0
2	D	1	Total 22	C 10	N 5	O 6	P 1	0	0
2	E	1	Total 22	C 10	N 5	O 6	P 1	0	0
2	F	1	Total 22	C 10	N 5	O 6	P 1	0	0
2	G	1	Total 22	C 10	N 5	O 6	P 1	0	0

Continued on next page...

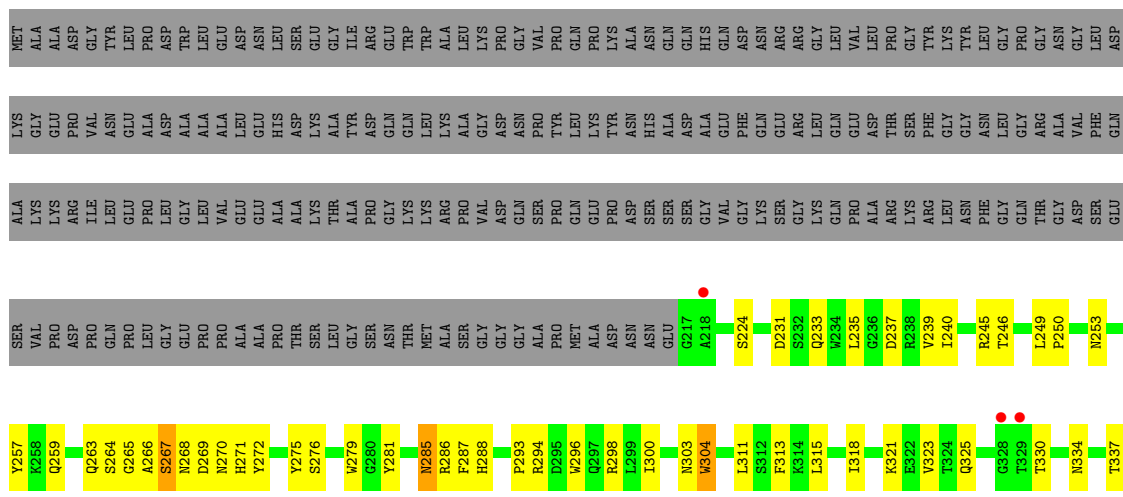
*Continued from previous page...*

Mol	Chain	Residues	Atoms					ZeroOcc	AltConf
2	H	1	Total	C	N	O	P	0	0
			22	10	5	6	1		
2	I	1	Total	C	N	O	P	0	0
			22	10	5	6	1		
2	J	1	Total	C	N	O	P	0	0
			22	10	5	6	1		
2	K	1	Total	C	N	O	P	0	0
			22	10	5	6	1		
2	L	1	Total	C	N	O	P	0	0
			22	10	5	6	1		
2	M	1	Total	C	N	O	P	0	0
			22	10	5	6	1		
2	N	1	Total	C	N	O	P	0	0
			22	10	5	6	1		
2	O	1	Total	C	N	O	P	0	0
			22	10	5	6	1		
2	P	1	Total	C	N	O	P	0	0
			22	10	5	6	1		
2	Q	1	Total	C	N	O	P	0	0
			22	10	5	6	1		
2	R	1	Total	C	N	O	P	0	0
			22	10	5	6	1		
2	S	1	Total	C	N	O	P	0	0
			22	10	5	6	1		
2	T	1	Total	C	N	O	P	0	0
			22	10	5	6	1		





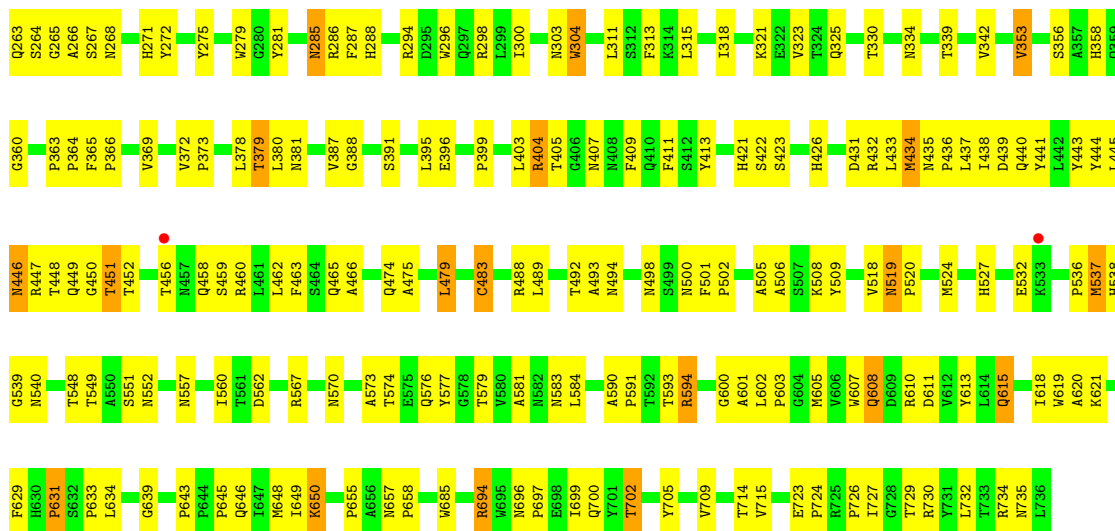
• Molecule 1: Capsid protein VP1








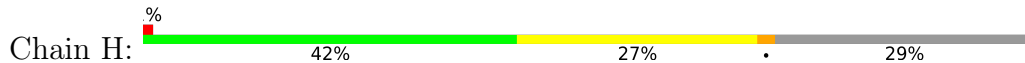





● Molecule 1: Capsid protein VP1




● Molecule 1: Capsid protein VP1



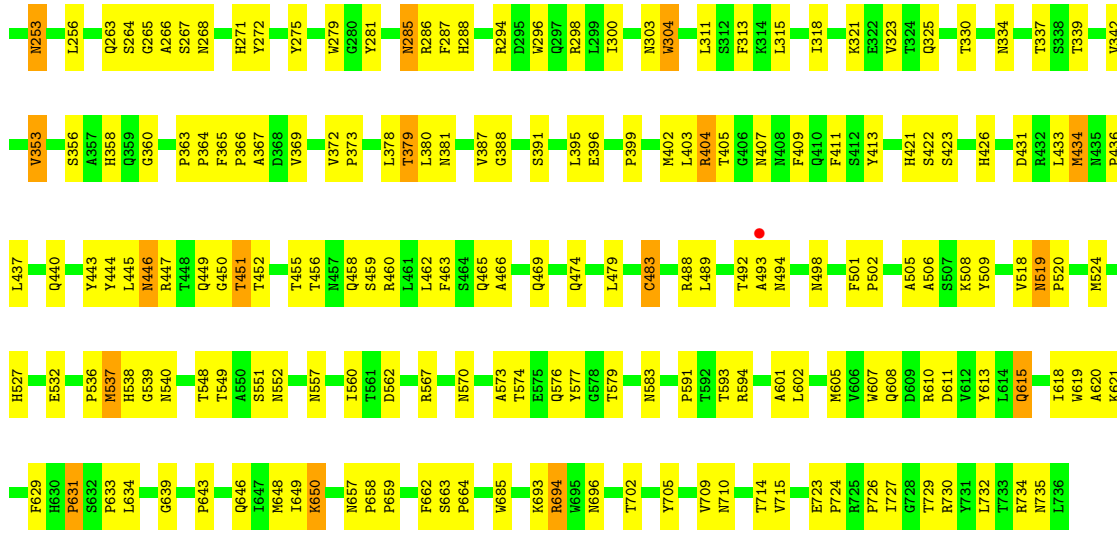


● Molecule 1: Capsid protein VP1











● Molecule 1: Capsid protein VP1




● Molecule 1: Capsid protein VP1






● Molecule 1: Capsid protein VP1












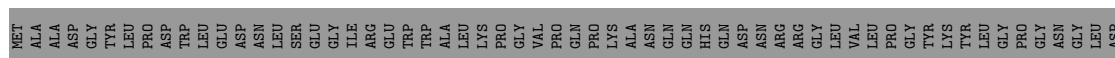
● Molecule 1: Capsid protein VP1

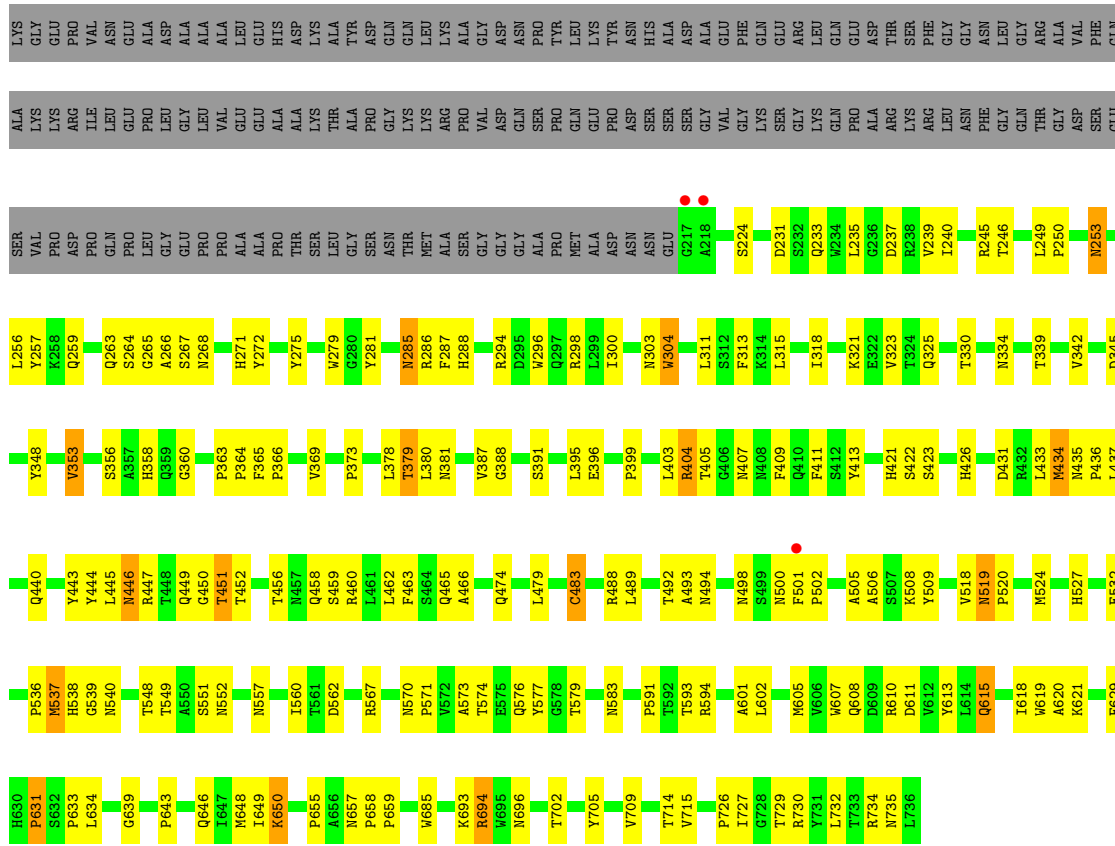
Chain S: 45% 24% 29%



● Molecule 1: Capsid protein VP1

Chain T: 44% 24% 29%





## 4 Data and refinement statistics i

Property	Value	Source
Space group	H 3	Depositor
Cell constants a, b, c, $\alpha$ , $\beta$ , $\gamma$	257.70Å 257.70Å 603.77Å 90.00° 90.00° 120.00°	Depositor
Resolution (Å)	14.99 – 2.60 48.70 – 2.60	Depositor EDS
% Data completeness (in resolution range)	28.1 (14.99-2.60) 28.0 (48.70-2.60)	Depositor EDS
$R_{merge}$	0.07	Depositor
$R_{sym}$	(Not available)	Depositor
$\langle I/\sigma(I) \rangle$ <sup>1</sup>	1.36 (at 2.61Å)	Xtrriage
Refinement program	PHENIX	Depositor
R, $R_{free}$	0.190 , 0.218 0.190 , 0.215	Depositor DCC
$R_{free}$ test set	3318 reflections (2.58%)	wwPDB-VP
Wilson B-factor (Å <sup>2</sup> )	64.1	Xtrriage
Anisotropy	0.617	Xtrriage
Bulk solvent $k_{sol}$ (e/Å <sup>3</sup> ), $B_{sol}$ (Å <sup>2</sup> )	0.34 , 60.6	EDS
L-test for twinning <sup>2</sup>	$\langle  L  \rangle = 0.37$ , $\langle L^2 \rangle = 0.20$	Xtrriage
Estimated twinning fraction	0.119 for -h,1/3*h-1/3*k-1/3*l,-4/3*h-8/3*k +1/3*l 0.125 for -1/3*h+1/3*k+1/3*l,-k,8/3*h+4/ 3*k+1/3*l 0.116 for -2/3*h-1/3*k-1/3*l,-1/3*h-2/3*k+ 1/3*l,-4/3*h+4/3*k+1/3*l 0.119 for 1/3*h+2/3*k-1/3*l,-k,-8/3*h-4/3* k-1/3*l 0.119 for -1/3*h-2/3*k+1/3*l,-2/3*h-1/3*k- 1/3*l,4/3*h-4/3*k-1/3*l 0.135 for -h,2/3*h+1/3*k+1/3*l,4/3*h+8/3 *k-1/3*l 0.429 for h,-h-k,-l	Xtrriage
Reported twinning fraction	0.475 for h,-h-k,-l	Depositor
Outliers	0 of 128434 reflections	Xtrriage
$F_o, F_c$ correlation	0.94	EDS
Total number of atoms	83520	wwPDB-VP
Average B, all atoms (Å <sup>2</sup> )	90.0	wwPDB-VP

Xtrriage's analysis on translational NCS is as follows: *The largest off-origin peak in the Patterson function is 7.66% of the height of the origin peak. No significant pseudotranslation is detected.*

<sup>1</sup>Intensities estimated from amplitudes.

<sup>2</sup>Theoretical values of  $\langle |L| \rangle$ ,  $\langle L^2 \rangle$  for acentric reflections are 0.5, 0.333 respectively for untwinned datasets, and 0.375, 0.2 for perfectly twinned datasets.

## 5 Model quality

### 5.1 Standard geometry

Bond lengths and bond angles in the following residue types are not validated in this section: D5M

The Z score for a bond length (or angle) is the number of standard deviations the observed value is removed from the expected value. A bond length (or angle) with  $|Z| > 5$  is considered an outlier worth inspection. RMSZ is the root-mean-square of all Z scores of the bond lengths (or angles).

Mol	Chain	Bond lengths		Bond angles	
		RMSZ	# Z  >5	RMSZ	# Z  >5
1	A	0.25	0/4282	0.43	0/5843
1	B	0.25	0/4282	0.43	0/5843
1	C	0.25	0/4282	0.43	0/5843
1	D	0.25	0/4282	0.43	0/5843
1	E	0.25	0/4282	0.43	0/5843
1	F	0.25	0/4282	0.43	0/5843
1	G	0.25	0/4282	0.43	0/5843
1	H	0.25	0/4282	0.43	0/5843
1	I	0.25	0/4282	0.43	0/5843
1	J	0.25	0/4282	0.43	0/5843
1	K	0.25	0/4282	0.43	0/5843
1	L	0.25	0/4282	0.43	0/5843
1	M	0.25	0/4282	0.43	0/5843
1	N	0.25	0/4282	0.43	0/5843
1	O	0.25	0/4282	0.43	0/5843
1	P	0.25	0/4282	0.43	0/5843
1	Q	0.25	0/4282	0.43	0/5843
1	R	0.25	0/4282	0.43	0/5843
1	S	0.25	0/4282	0.43	0/5843
1	T	0.25	0/4282	0.43	0/5843
All	All	0.25	0/85640	0.43	0/116860

There are no bond length outliers.

There are no bond angle outliers.

There are no chirality outliers.

There are no planarity outliers.

## 5.2 Too-close contacts [i](#)

In the following table, the Non-H and H(model) columns list the number of non-hydrogen atoms and hydrogen atoms in the chain respectively. The H(added) column lists the number of hydrogen atoms added and optimized by MolProbity. The Clashes column lists the number of clashes within the asymmetric unit, whereas Symm-Clashes lists symmetry-related clashes.

Mol	Chain	Non-H	H(model)	H(added)	Clashes	Symm-Clashes
1	A	4154	0	3899	243	8
1	B	4154	0	3899	214	4
1	C	4154	0	3899	247	19
1	D	4154	0	3899	244	0
1	E	4154	0	3899	243	4
1	F	4154	0	3899	211	0
1	G	4154	0	3899	163	3
1	H	4154	0	3899	208	0
1	I	4154	0	3899	238	0
1	J	4154	0	3899	212	0
1	K	4154	0	3899	201	1
1	L	4154	0	3899	172	25
1	M	4154	0	3899	173	0
1	N	4154	0	3899	171	7
1	O	4154	0	3899	215	0
1	P	4154	0	3899	208	9
1	Q	4154	0	3899	247	2
1	R	4154	0	3899	209	0
1	S	4154	0	3899	168	0
1	T	4154	0	3899	168	0
2	A	22	0	12	1	0
2	B	22	0	12	2	0
2	C	22	0	12	2	0
2	D	22	0	12	2	0
2	E	22	0	12	2	0
2	F	22	0	12	2	0
2	G	22	0	12	2	0
2	H	22	0	12	2	0
2	I	22	0	12	1	0
2	J	22	0	12	1	0
2	K	22	0	12	2	0
2	L	22	0	12	2	0
2	M	22	0	12	2	0
2	N	22	0	12	2	0
2	O	22	0	12	2	0
2	P	22	0	12	1	0
2	Q	22	0	12	1	0

*Continued on next page...*

*Continued from previous page...*

Mol	Chain	Non-H	H(model)	H(added)	Clashes	Symm-Clashes
2	R	22	0	12	1	0
2	S	22	0	12	1	0
2	T	22	0	12	2	0
All	All	83520	0	78220	3544	41

The all-atom clashscore is defined as the number of clashes found per 1000 atoms (including hydrogen atoms). The all-atom clashscore for this structure is 22.

All (3544) close contacts within the same asymmetric unit are listed below, sorted by their clash magnitude.

Atom-1	Atom-2	Interatomic distance (Å)	Clash overlap (Å)
1:C:519:ASN:HB3	1:C:520:PRO:HD3	1.46	0.98
1:S:519:ASN:HB3	1:S:520:PRO:HD3	1.46	0.98
1:P:519:ASN:HB3	1:P:520:PRO:HD3	1.45	0.98
1:G:519:ASN:HB3	1:G:520:PRO:HD3	1.45	0.98
1:F:519:ASN:HB3	1:F:520:PRO:HD3	1.45	0.97
1:N:519:ASN:HB3	1:N:520:PRO:HD3	1.46	0.97
1:L:519:ASN:HB3	1:L:520:PRO:HD3	1.45	0.97
1:A:519:ASN:HB3	1:A:520:PRO:HD3	1.45	0.97
1:I:519:ASN:HB3	1:I:520:PRO:HD3	1.46	0.97
1:A:639:GLY:H	2:A:999:D5M:HN62	1.13	0.97
1:E:519:ASN:HB3	1:E:520:PRO:HD3	1.45	0.97
1:D:519:ASN:HB3	1:D:520:PRO:HD3	1.45	0.96
1:P:639:GLY:H	2:P:999:D5M:HN62	1.13	0.96
1:T:639:GLY:H	2:T:999:D5M:HN62	1.13	0.96
1:K:519:ASN:HB3	1:K:520:PRO:HD3	1.45	0.96
1:B:519:ASN:HB3	1:B:520:PRO:HD3	1.45	0.96
1:G:639:GLY:H	2:G:999:D5M:HN62	1.13	0.96
1:J:639:GLY:H	2:J:999:D5M:HN62	1.13	0.95
1:M:519:ASN:HB3	1:M:520:PRO:HD3	1.45	0.95
1:H:519:ASN:HB3	1:H:520:PRO:HD3	1.46	0.95
1:K:639:GLY:H	2:K:999:D5M:HN62	1.13	0.95
1:J:519:ASN:HB3	1:J:520:PRO:HD3	1.45	0.95
1:O:519:ASN:HB3	1:O:520:PRO:HD3	1.45	0.95
1:Q:639:GLY:H	2:Q:999:D5M:HN62	1.13	0.94
1:E:639:GLY:H	2:E:999:D5M:HN62	1.13	0.94
1:T:519:ASN:HB3	1:T:520:PRO:HD3	1.46	0.94
1:Q:519:ASN:HB3	1:Q:520:PRO:HD3	1.46	0.94
1:L:639:GLY:H	2:L:999:D5M:HN62	1.13	0.93
1:R:519:ASN:HB3	1:R:520:PRO:HD3	1.46	0.93
1:B:639:GLY:H	2:B:999:D5M:HN62	1.13	0.93

*Continued on next page...*



*Continued from previous page...*

Atom-1	Atom-2	Interatomic distance (Å)	Clash overlap (Å)
1:D:639:GLY:H	2:D:999:D5M:HN62	1.13	0.93
1:R:639:GLY:H	2:R:999:D5M:HN62	1.13	0.93
1:M:639:GLY:H	2:M:999:D5M:HN62	1.13	0.92
1:F:639:GLY:H	2:F:999:D5M:HN62	1.13	0.92
1:O:639:GLY:H	2:O:999:D5M:HN62	1.13	0.92
1:C:639:GLY:H	2:C:999:D5M:HN62	1.13	0.91
1:J:524:MET:HE2	1:J:573:ALA:HA	1.52	0.91
1:N:639:GLY:H	2:N:999:D5M:HN62	1.13	0.91
1:I:639:GLY:H	2:I:999:D5M:HN62	1.13	0.90
1:S:639:GLY:H	2:S:999:D5M:HN62	1.13	0.90
1:S:524:MET:HE1	1:S:573:ALA:HA	1.54	0.89
1:H:639:GLY:H	2:H:999:D5M:HN62	1.13	0.88
1:T:524:MET:HE1	1:T:573:ALA:HA	1.55	0.88
1:B:524:MET:HE1	1:B:573:ALA:HA	1.57	0.87
1:C:285:ASN:HD21	1:C:619:TRP:H	1.23	0.87
1:D:285:ASN:HD21	1:D:619:TRP:H	1.23	0.86
1:D:524:MET:HE1	1:D:573:ALA:HA	1.58	0.86
1:G:285:ASN:HD21	1:G:619:TRP:H	1.23	0.86
1:B:285:ASN:HD21	1:B:619:TRP:H	1.23	0.86
1:S:285:ASN:HD21	1:S:619:TRP:H	1.23	0.86
1:N:404:ARG:H	1:N:407:ASN:HD22	1.24	0.86
1:B:404:ARG:H	1:B:407:ASN:HD22	1.24	0.86
1:L:404:ARG:H	1:L:407:ASN:HD22	1.24	0.86
1:Q:404:ARG:H	1:Q:407:ASN:HD22	1.24	0.86
1:J:404:ARG:H	1:J:407:ASN:HD22	1.24	0.85
1:I:285:ASN:HD21	1:I:619:TRP:H	1.23	0.85
1:C:404:ARG:H	1:C:407:ASN:HD22	1.24	0.85
1:S:404:ARG:H	1:S:407:ASN:HD22	1.24	0.85
1:E:285:ASN:HD21	1:E:619:TRP:H	1.23	0.85
1:O:285:ASN:HD21	1:O:619:TRP:H	1.23	0.85
1:R:404:ARG:H	1:R:407:ASN:HD22	1.24	0.85
1:F:404:ARG:H	1:F:407:ASN:HD22	1.24	0.85
1:S:602:LEU:H	1:S:605:MET:HE2	1.41	0.85
1:K:285:ASN:HD21	1:K:619:TRP:H	1.23	0.85
1:M:285:ASN:HD21	1:M:619:TRP:H	1.23	0.85
1:S:527:HIS:HE1	1:S:562:ASP:OD2	1.60	0.85
1:A:404:ARG:H	1:A:407:ASN:HD22	1.24	0.84
1:G:611:ASP:OD1	1:G:729:THR:HG22	1.77	0.84
1:Q:285:ASN:HD21	1:Q:619:TRP:H	1.23	0.84
1:D:404:ARG:H	1:D:407:ASN:HD22	1.24	0.84
1:Q:611:ASP:OD1	1:Q:729:THR:HG22	1.78	0.84

*Continued on next page...*

*Continued from previous page...*

Atom-1	Atom-2	Interatomic distance (Å)	Clash overlap (Å)
1:A:527:HIS:HE1	1:A:562:ASP:OD2	1.61	0.84
1:F:527:HIS:HE1	1:F:562:ASP:OD2	1.60	0.84
1:M:611:ASP:OD1	1:M:729:THR:HG22	1.78	0.84
1:P:285:ASN:HD21	1:P:619:TRP:H	1.23	0.84
1:T:285:ASN:HD21	1:T:619:TRP:H	1.23	0.84
1:B:602:LEU:H	1:B:605:MET:HE2	1.42	0.84
1:H:527:HIS:HE1	1:H:562:ASP:OD2	1.60	0.84
1:H:602:LEU:H	1:H:605:MET:HE2	1.42	0.84
1:N:527:HIS:HE1	1:N:562:ASP:OD2	1.60	0.84
1:R:527:HIS:HE1	1:R:562:ASP:OD2	1.60	0.84
1:S:611:ASP:OD1	1:S:729:THR:HG22	1.78	0.84
1:T:602:LEU:H	1:T:605:MET:HE2	1.43	0.84
1:C:527:HIS:HE1	1:C:562:ASP:OD2	1.60	0.84
1:N:285:ASN:HD21	1:N:619:TRP:H	1.23	0.84
1:C:524:MET:HE1	1:C:573:ALA:HA	1.59	0.84
1:C:602:LEU:H	1:C:605:MET:HE2	1.42	0.84
1:C:611:ASP:OD1	1:C:729:THR:HG22	1.78	0.84
1:D:611:ASP:OD1	1:D:729:THR:HG22	1.77	0.84
1:B:527:HIS:HE1	1:B:562:ASP:OD2	1.60	0.84
1:I:527:HIS:HE1	1:I:562:ASP:OD2	1.60	0.84
1:J:611:ASP:OD1	1:J:729:THR:HG22	1.78	0.84
1:M:527:HIS:HE1	1:M:562:ASP:OD2	1.60	0.84
1:O:404:ARG:H	1:O:407:ASN:HD22	1.24	0.84
1:G:602:LEU:H	1:G:605:MET:HE2	1.43	0.83
1:K:611:ASP:OD1	1:K:729:THR:HG22	1.78	0.83
1:M:404:ARG:H	1:M:407:ASN:HD22	1.24	0.83
1:Q:527:HIS:HE1	1:Q:562:ASP:OD2	1.60	0.83
1:F:611:ASP:OD1	1:F:729:THR:HG22	1.78	0.83
1:L:527:HIS:HE1	1:L:562:ASP:OD2	1.60	0.83
1:O:527:HIS:HE1	1:O:562:ASP:OD2	1.60	0.83
1:T:527:HIS:HE1	1:T:562:ASP:OD2	1.60	0.83
1:D:466:ALA:HB1	1:D:474:GLN:HG2	1.61	0.83
1:D:602:LEU:H	1:D:605:MET:HE2	1.43	0.83
1:E:611:ASP:OD1	1:E:729:THR:HG22	1.78	0.83
1:J:285:ASN:HD21	1:J:619:TRP:H	1.23	0.83
1:M:602:LEU:H	1:M:605:MET:HE2	1.42	0.83
1:N:611:ASP:OD1	1:N:729:THR:HG22	1.78	0.83
1:R:602:LEU:H	1:R:605:MET:HE2	1.43	0.83
1:H:285:ASN:HD21	1:H:619:TRP:H	1.23	0.83
1:M:466:ALA:HB1	1:M:474:GLN:HG2	1.61	0.83
1:F:602:LEU:H	1:F:605:MET:HE2	1.43	0.83

*Continued on next page...*

*Continued from previous page...*

Atom-1	Atom-2	Interatomic distance (Å)	Clash overlap (Å)
1:N:602:LEU:H	1:N:605:MET:HE2	1.43	0.83
1:A:285:ASN:HD21	1:A:619:TRP:H	1.23	0.83
1:C:479:LEU:HD22	1:D:634:LEU:HD11	1.60	0.83
1:D:527:HIS:HE1	1:D:562:ASP:OD2	1.60	0.83
1:E:527:HIS:HE1	1:E:562:ASP:OD2	1.60	0.83
1:E:602:LEU:H	1:E:605:MET:HE2	1.44	0.83
1:H:466:ALA:HB1	1:H:474:GLN:HG2	1.61	0.83
1:I:602:LEU:H	1:I:605:MET:HE2	1.41	0.83
1:O:611:ASP:OD1	1:O:729:THR:HG22	1.78	0.83
1:P:611:ASP:OD1	1:P:729:THR:HG22	1.78	0.83
1:T:404:ARG:H	1:T:407:ASN:HD22	1.24	0.83
1:L:611:ASP:OD1	1:L:729:THR:HG22	1.78	0.83
1:T:611:ASP:OD1	1:T:729:THR:HG22	1.78	0.83
1:A:611:ASP:OD1	1:A:729:THR:HG22	1.78	0.83
1:G:404:ARG:H	1:G:407:ASN:HD22	1.24	0.83
1:H:524:MET:HE1	1:H:573:ALA:HA	1.60	0.83
1:O:602:LEU:H	1:O:605:MET:HE2	1.43	0.83
1:A:602:LEU:H	1:A:605:MET:HE2	1.44	0.83
1:B:466:ALA:HB1	1:B:474:GLN:HG2	1.61	0.83
1:P:527:HIS:HE1	1:P:562:ASP:OD2	1.60	0.83
1:I:466:ALA:HB1	1:I:474:GLN:HG2	1.61	0.82
1:J:527:HIS:HE1	1:J:562:ASP:OD2	1.60	0.82
1:K:527:HIS:HE1	1:K:562:ASP:OD2	1.60	0.82
1:P:602:LEU:H	1:P:605:MET:HE2	1.44	0.82
1:H:611:ASP:OD1	1:H:729:THR:HG22	1.78	0.82
1:I:611:ASP:OD1	1:I:729:THR:HG22	1.78	0.82
1:K:602:LEU:H	1:K:605:MET:HE2	1.42	0.82
1:S:466:ALA:HB1	1:S:474:GLN:HG2	1.61	0.82
1:E:466:ALA:HB1	1:E:474:GLN:HG2	1.61	0.82
1:F:285:ASN:HD21	1:F:619:TRP:H	1.23	0.82
1:R:285:ASN:HD21	1:R:619:TRP:H	1.23	0.82
1:C:466:ALA:HB1	1:C:474:GLN:HG2	1.61	0.82
1:G:466:ALA:HB1	1:G:474:GLN:HG2	1.61	0.82
1:G:527:HIS:HE1	1:G:562:ASP:OD2	1.60	0.82
1:O:263:GLN:HB3	1:O:266:ALA:HB2	1.62	0.82
1:A:466:ALA:HB1	1:A:474:GLN:HG2	1.61	0.82
1:E:404:ARG:H	1:E:407:ASN:HD22	1.24	0.82
1:K:404:ARG:H	1:K:407:ASN:HD22	1.24	0.82
1:L:285:ASN:HD21	1:L:619:TRP:H	1.23	0.82
1:R:263:GLN:HB3	1:R:266:ALA:HB2	1.62	0.82
1:D:263:GLN:HB3	1:D:266:ALA:HB2	1.62	0.82

*Continued on next page...*

*Continued from previous page...*

Atom-1	Atom-2	Interatomic distance (Å)	Clash overlap (Å)
1:R:611:ASP:OD1	1:R:729:THR:HG22	1.78	0.82
1:I:404:ARG:H	1:I:407:ASN:HD22	1.24	0.82
1:T:263:GLN:HB3	1:T:266:ALA:HB2	1.62	0.82
1:C:263:GLN:HB3	1:C:266:ALA:HB2	1.62	0.82
1:Q:263:GLN:HB3	1:Q:266:ALA:HB2	1.62	0.81
1:J:263:GLN:HB3	1:J:266:ALA:HB2	1.62	0.81
1:L:466:ALA:HB1	1:L:474:GLN:HG2	1.61	0.81
1:M:263:GLN:HB3	1:M:266:ALA:HB2	1.62	0.81
1:H:404:ARG:H	1:H:407:ASN:HD22	1.24	0.81
1:P:404:ARG:H	1:P:407:ASN:HD22	1.24	0.81
1:Q:466:ALA:HB1	1:Q:474:GLN:HG2	1.61	0.81
1:R:466:ALA:HB1	1:R:474:GLN:HG2	1.61	0.81
1:B:611:ASP:OD1	1:B:729:THR:HG22	1.78	0.81
1:P:263:GLN:HB3	1:P:266:ALA:HB2	1.62	0.81
1:E:263:GLN:HB3	1:E:266:ALA:HB2	1.62	0.81
1:J:466:ALA:HB1	1:J:474:GLN:HG2	1.61	0.81
1:B:263:GLN:HB3	1:B:266:ALA:HB2	1.62	0.81
1:K:466:ALA:HB1	1:K:474:GLN:HG2	1.61	0.81
1:F:466:ALA:HB1	1:F:474:GLN:HG2	1.61	0.81
1:N:263:GLN:HB3	1:N:266:ALA:HB2	1.62	0.81
1:O:466:ALA:HB1	1:O:474:GLN:HG2	1.61	0.81
1:K:263:GLN:HB3	1:K:266:ALA:HB2	1.62	0.81
1:J:602:LEU:H	1:J:605:MET:HE2	1.44	0.80
1:P:466:ALA:HB1	1:P:474:GLN:HG2	1.61	0.80
1:T:466:ALA:HB1	1:T:474:GLN:HG2	1.61	0.80
1:L:524:MET:HE1	1:L:573:ALA:HA	1.62	0.80
1:N:466:ALA:HB1	1:N:474:GLN:HG2	1.61	0.80
1:F:263:GLN:HB3	1:F:266:ALA:HB2	1.62	0.80
1:H:263:GLN:HB3	1:H:266:ALA:HB2	1.62	0.80
1:Q:602:LEU:H	1:Q:605:MET:HE2	1.47	0.80
1:R:524:MET:HE1	1:R:573:ALA:HA	1.61	0.80
1:S:263:GLN:HB3	1:S:266:ALA:HB2	1.62	0.80
1:A:263:GLN:HB3	1:A:266:ALA:HB2	1.62	0.80
1:I:263:GLN:HB3	1:I:266:ALA:HB2	1.62	0.80
1:L:263:GLN:HB3	1:L:266:ALA:HB2	1.62	0.80
1:G:263:GLN:HB3	1:G:266:ALA:HB2	1.62	0.79
1:Q:524:MET:HE1	1:Q:573:ALA:HA	1.65	0.79
1:A:524:MET:HE2	1:A:573:ALA:HA	1.64	0.79
1:F:524:MET:HE1	1:F:573:ALA:HA	1.64	0.79
1:L:602:LEU:H	1:L:605:MET:HE2	1.45	0.78
1:F:570:ASN:HD21	1:F:607:TRP:HB2	1.49	0.78

*Continued on next page...*

*Continued from previous page...*

Atom-1	Atom-2	Interatomic distance (Å)	Clash overlap (Å)
1:M:524:MET:HE1	1:M:573:ALA:HA	1.65	0.78
1:B:396:GLU:HB2	1:N:366:PRO:HB2	1.65	0.78
1:B:570:ASN:HD21	1:B:607:TRP:HB2	1.49	0.78
1:L:570:ASN:HD21	1:L:607:TRP:HB2	1.49	0.78
1:P:570:ASN:HD21	1:P:607:TRP:HB2	1.49	0.78
1:A:570:ASN:HD21	1:A:607:TRP:HB2	1.49	0.78
1:J:570:ASN:HD21	1:J:607:TRP:HB2	1.49	0.77
1:H:570:ASN:HD21	1:H:607:TRP:HB2	1.49	0.77
1:J:634:LEU:HD11	1:O:479:LEU:HD22	1.66	0.77
1:Q:570:ASN:HD21	1:Q:607:TRP:HB2	1.49	0.77
1:D:446:ASN:HD22	1:D:446:ASN:H	1.33	0.77
1:S:446:ASN:H	1:S:446:ASN:HD22	1.33	0.77
1:E:570:ASN:HD21	1:E:607:TRP:HB2	1.49	0.77
1:M:570:ASN:HD21	1:M:607:TRP:HB2	1.49	0.77
1:F:446:ASN:H	1:F:446:ASN:HD22	1.32	0.77
1:K:483:CYS:HB2	1:K:524:MET:HE3	1.66	0.77
1:J:446:ASN:HD22	1:J:446:ASN:H	1.33	0.77
1:T:570:ASN:HD21	1:T:607:TRP:HB2	1.49	0.77
1:H:446:ASN:H	1:H:446:ASN:HD22	1.32	0.77
1:I:570:ASN:HD21	1:I:607:TRP:HB2	1.49	0.77
1:O:446:ASN:HD22	1:O:446:ASN:H	1.32	0.77
1:T:304:TRP:HZ3	1:T:732:LEU:HB3	1.50	0.77
1:K:304:TRP:HZ3	1:K:732:LEU:HB3	1.50	0.77
1:R:446:ASN:HD22	1:R:446:ASN:H	1.32	0.77
1:N:379:THR:HG21	1:N:391:SER:H	1.50	0.77
1:N:570:ASN:HD21	1:N:607:TRP:HB2	1.49	0.77
1:D:570:ASN:HD21	1:D:607:TRP:HB2	1.49	0.77
1:E:304:TRP:HZ3	1:E:732:LEU:HB3	1.50	0.77
1:H:304:TRP:HZ3	1:H:732:LEU:HB3	1.50	0.77
1:S:570:ASN:HD21	1:S:607:TRP:HB2	1.49	0.77
1:T:379:THR:HG21	1:T:391:SER:H	1.50	0.77
1:B:366:PRO:HB2	1:C:396:GLU:HB2	1.67	0.76
1:F:304:TRP:HZ3	1:F:732:LEU:HB3	1.50	0.76
1:M:446:ASN:H	1:M:446:ASN:HD22	1.33	0.76
1:P:304:TRP:HZ3	1:P:732:LEU:HB3	1.50	0.76
1:Q:379:THR:HG21	1:Q:391:SER:H	1.50	0.76
1:B:379:THR:HG21	1:B:391:SER:H	1.50	0.76
1:E:379:THR:HG21	1:E:391:SER:H	1.51	0.76
1:I:446:ASN:HD22	1:I:446:ASN:H	1.33	0.76
1:S:379:THR:HG21	1:S:391:SER:H	1.51	0.76
1:G:379:THR:HG21	1:G:391:SER:H	1.50	0.76

*Continued on next page...*

*Continued from previous page...*

Atom-1	Atom-2	Interatomic distance (Å)	Clash overlap (Å)
1:M:304:TRP:HZ3	1:M:732:LEU:HB3	1.50	0.76
1:R:304:TRP:HZ3	1:R:732:LEU:HB3	1.50	0.76
1:D:304:TRP:HZ3	1:D:732:LEU:HB3	1.50	0.76
1:L:379:THR:HG21	1:L:391:SER:H	1.51	0.76
1:P:524:MET:HE1	1:P:573:ALA:HA	1.68	0.76
1:R:570:ASN:HD21	1:R:607:TRP:HB2	1.49	0.76
1:C:570:ASN:HD21	1:C:607:TRP:HB2	1.49	0.76
1:K:570:ASN:HD21	1:K:607:TRP:HB2	1.49	0.76
1:N:304:TRP:HZ3	1:N:732:LEU:HB3	1.50	0.76
1:O:483:CYS:HB2	1:O:524:MET:HE1	1.67	0.76
1:C:446:ASN:H	1:C:446:ASN:HD22	1.33	0.76
1:L:658:PRO:HB2	1:P:250:PRO:HG3	1.68	0.76
1:C:379:THR:HG21	1:C:391:SER:H	1.50	0.76
1:E:483:CYS:HB2	1:E:524:MET:HE3	1.65	0.76
1:G:483:CYS:HB2	1:G:524:MET:HE3	1.68	0.76
1:I:379:THR:HG21	1:I:391:SER:H	1.50	0.76
1:M:379:THR:HG21	1:M:391:SER:H	1.51	0.76
1:N:483:CYS:HB2	1:N:524:MET:HE3	1.68	0.76
1:E:446:ASN:H	1:E:446:ASN:HD22	1.33	0.76
1:J:304:TRP:HZ3	1:J:732:LEU:HB3	1.50	0.76
1:A:446:ASN:HD22	1:A:446:ASN:H	1.33	0.75
1:G:570:ASN:HD21	1:G:607:TRP:HB2	1.49	0.75
1:O:570:ASN:HD21	1:O:607:TRP:HB2	1.49	0.75
1:A:396:GLU:HB2	1:E:366:PRO:HB2	1.68	0.75
1:B:304:TRP:HZ3	1:B:732:LEU:HB3	1.50	0.75
1:B:360:GLY:HA3	1:B:373:PRO:HG3	1.69	0.75
1:F:479:LEU:HD22	1:P:634:LEU:HD11	1.67	0.75
1:O:360:GLY:HA3	1:O:373:PRO:HG3	1.69	0.75
1:O:379:THR:HG21	1:O:391:SER:H	1.50	0.75
1:P:446:ASN:H	1:P:446:ASN:HD22	1.33	0.75
1:Q:360:GLY:HA3	1:Q:373:PRO:HG3	1.69	0.75
1:S:360:GLY:HA3	1:S:373:PRO:HG3	1.69	0.75
1:C:304:TRP:HZ3	1:C:732:LEU:HB3	1.50	0.75
1:O:304:TRP:HZ3	1:O:732:LEU:HB3	1.50	0.75
1:A:360:GLY:HA3	1:A:373:PRO:HG3	1.69	0.75
1:Q:304:TRP:HZ3	1:Q:732:LEU:HB3	1.50	0.75
1:I:634:LEU:HD11	1:Q:479:LEU:HD22	1.66	0.75
1:K:446:ASN:H	1:K:446:ASN:HD22	1.32	0.75
1:L:304:TRP:HZ3	1:L:732:LEU:HB3	1.50	0.75
1:L:360:GLY:HA3	1:L:373:PRO:HG3	1.69	0.75
1:R:379:THR:HG21	1:R:391:SER:H	1.50	0.75

*Continued on next page...*

*Continued from previous page...*

Atom-1	Atom-2	Interatomic distance (Å)	Clash overlap (Å)
1:C:360:GLY:HA3	1:C:373:PRO:HG3	1.69	0.75
1:G:360:GLY:HA3	1:G:373:PRO:HG3	1.69	0.75
1:A:366:PRO:HB2	1:H:396:GLU:HB2	1.69	0.75
1:F:360:GLY:HA3	1:F:373:PRO:HG3	1.69	0.75
1:G:304:TRP:HZ3	1:G:732:LEU:HB3	1.50	0.75
1:K:360:GLY:HA3	1:K:373:PRO:HG3	1.69	0.75
1:P:379:THR:HG21	1:P:391:SER:H	1.51	0.75
1:T:360:GLY:HA3	1:T:373:PRO:HG3	1.69	0.75
1:A:379:THR:HG21	1:A:391:SER:H	1.50	0.74
1:A:634:LEU:HD11	1:D:479:LEU:HD22	1.69	0.74
1:J:379:THR:HG21	1:J:391:SER:H	1.51	0.74
1:Q:446:ASN:H	1:Q:446:ASN:HD22	1.32	0.74
1:J:366:PRO:HB2	1:M:396:GLU:HB2	1.69	0.74
1:T:446:ASN:HD22	1:T:446:ASN:H	1.33	0.74
1:E:360:GLY:HA3	1:E:373:PRO:HG3	1.69	0.74
1:J:360:GLY:HA3	1:J:373:PRO:HG3	1.69	0.74
1:N:446:ASN:H	1:N:446:ASN:HD22	1.33	0.74
1:A:304:TRP:HZ3	1:A:732:LEU:HB3	1.50	0.74
1:L:446:ASN:HD22	1:L:446:ASN:H	1.33	0.74
1:D:379:THR:HG21	1:D:391:SER:H	1.50	0.74
1:I:323:VAL:HG21	1:P:657:ASN:OD1	1.87	0.74
1:C:366:PRO:HB2	1:J:396:GLU:HB2	1.70	0.74
1:G:446:ASN:HD22	1:G:446:ASN:H	1.32	0.74
1:I:304:TRP:HZ3	1:I:732:LEU:HB3	1.50	0.74
1:N:524:MET:HE1	1:N:573:ALA:HA	1.70	0.74
1:F:379:THR:HG21	1:F:391:SER:H	1.50	0.74
1:K:634:LEU:HD11	1:R:479:LEU:HD22	1.67	0.74
1:P:360:GLY:HA3	1:P:373:PRO:HG3	1.69	0.74
1:N:360:GLY:HA3	1:N:373:PRO:HG3	1.69	0.74
1:B:446:ASN:HD22	1:B:446:ASN:H	1.33	0.74
1:H:360:GLY:HA3	1:H:373:PRO:HG3	1.69	0.74
1:K:379:THR:HG21	1:K:391:SER:H	1.51	0.74
1:L:396:GLU:HB2	1:P:366:PRO:HB2	1.70	0.73
1:G:524:MET:HE1	1:G:573:ALA:HA	1.70	0.73
1:R:360:GLY:HA3	1:R:373:PRO:HG3	1.69	0.73
1:D:360:GLY:HA3	1:D:373:PRO:HG3	1.69	0.73
1:I:483:CYS:HB2	1:I:524:MET:HE3	1.71	0.73
1:I:524:MET:HE1	1:I:573:ALA:HA	1.68	0.73
1:K:396:GLU:HB2	1:Q:366:PRO:HB2	1.71	0.73
1:O:396:GLU:HB2	1:S:366:PRO:HB2	1.69	0.73
1:E:634:LEU:HD11	1:I:479:LEU:HD22	1.70	0.73

*Continued on next page...*

*Continued from previous page...*

Atom-1	Atom-2	Interatomic distance (Å)	Clash overlap (Å)
1:H:379:THR:HG21	1:H:391:SER:H	1.51	0.73
1:P:483:CYS:HB2	1:P:524:MET:HE3	1.71	0.73
1:P:501:PHE:N	1:P:502:PRO:HD3	2.04	0.73
1:O:245:ARG:NE	1:O:366:PRO:HA	2.04	0.73
1:S:304:TRP:HZ3	1:S:732:LEU:HB3	1.50	0.73
1:B:245:ARG:NE	1:B:366:PRO:HA	2.04	0.73
1:B:501:PHE:N	1:B:502:PRO:HD3	2.04	0.73
1:E:501:PHE:N	1:E:502:PRO:HD3	2.04	0.73
1:Q:300:ILE:HD12	1:Q:729:THR:HA	1.71	0.73
1:C:300:ILE:HD12	1:C:729:THR:HA	1.71	0.73
1:M:360:GLY:HA3	1:M:373:PRO:HG3	1.69	0.73
1:S:501:PHE:N	1:S:502:PRO:HD3	2.04	0.73
1:D:245:ARG:NE	1:D:366:PRO:HA	2.04	0.73
1:L:245:ARG:NE	1:L:366:PRO:HA	2.04	0.73
1:R:245:ARG:NE	1:R:366:PRO:HA	2.04	0.73
1:O:501:PHE:N	1:O:502:PRO:HD3	2.04	0.72
1:T:245:ARG:NE	1:T:366:PRO:HA	2.04	0.72
1:A:250:PRO:HG3	1:H:658:PRO:HB2	1.69	0.72
1:F:590:ALA:HA	1:P:497:ASN:ND2	2.03	0.72
1:I:360:GLY:HA3	1:I:373:PRO:HG3	1.68	0.72
1:N:501:PHE:N	1:N:502:PRO:HD3	2.04	0.72
1:K:245:ARG:NE	1:K:366:PRO:HA	2.04	0.72
1:M:245:ARG:NE	1:M:366:PRO:HA	2.04	0.72
1:C:501:PHE:N	1:C:502:PRO:HD3	2.04	0.72
1:F:501:PHE:N	1:F:502:PRO:HD3	2.04	0.72
1:I:245:ARG:NE	1:I:366:PRO:HA	2.04	0.72
1:L:501:PHE:N	1:L:502:PRO:HD3	2.04	0.72
1:T:501:PHE:N	1:T:502:PRO:HD3	2.04	0.72
1:D:300:ILE:HD12	1:D:729:THR:HA	1.71	0.72
1:D:501:PHE:N	1:D:502:PRO:HD3	2.04	0.72
1:J:300:ILE:HD12	1:J:729:THR:HA	1.71	0.72
1:L:300:ILE:HD12	1:L:729:THR:HA	1.71	0.72
1:A:245:ARG:NE	1:A:366:PRO:HA	2.04	0.72
1:A:501:PHE:N	1:A:502:PRO:HD3	2.04	0.72
1:F:245:ARG:NE	1:F:366:PRO:HA	2.04	0.72
1:K:300:ILE:HD12	1:K:729:THR:HA	1.71	0.72
1:O:524:MET:HE2	1:O:573:ALA:HA	1.71	0.72
1:R:300:ILE:HD12	1:R:729:THR:HA	1.71	0.72
1:E:300:ILE:HD12	1:E:729:THR:HA	1.71	0.72
1:T:300:ILE:HD12	1:T:729:THR:HA	1.71	0.72
1:B:714:THR:HG21	1:C:275:TYR:OH	1.90	0.72

*Continued on next page...*



*Continued from previous page...*

Atom-1	Atom-2	Interatomic distance (Å)	Clash overlap (Å)
1:I:366:PRO:HB2	1:P:396:GLU:HB2	1.72	0.72
1:E:396:GLU:HB2	1:F:366:PRO:HB2	1.71	0.72
1:I:300:ILE:HD12	1:I:729:THR:HA	1.71	0.72
1:I:501:PHE:N	1:I:502:PRO:HD3	2.04	0.72
1:Q:501:PHE:N	1:Q:502:PRO:HD3	2.04	0.71
1:E:245:ARG:NE	1:E:366:PRO:HA	2.04	0.71
1:E:479:LEU:HD22	1:Q:634:LEU:HD11	1.70	0.71
1:J:245:ARG:NE	1:J:366:PRO:HA	2.04	0.71
1:P:245:ARG:NE	1:P:366:PRO:HA	2.04	0.71
1:S:245:ARG:NE	1:S:366:PRO:HA	2.04	0.71
1:A:479:LEU:HD22	1:C:634:LEU:HD11	1.72	0.71
1:Q:245:ARG:NE	1:Q:366:PRO:HA	2.04	0.71
1:R:501:PHE:N	1:R:502:PRO:HD3	2.04	0.71
1:G:245:ARG:NE	1:G:366:PRO:HA	2.04	0.71
1:H:300:ILE:HD12	1:H:729:THR:HA	1.71	0.71
1:D:366:PRO:HB2	1:Q:396:GLU:HB2	1.72	0.71
1:F:300:ILE:HD12	1:F:729:THR:HA	1.71	0.71
1:G:501:PHE:N	1:G:502:PRO:HD3	2.04	0.71
1:H:245:ARG:NE	1:H:366:PRO:HA	2.04	0.71
1:K:501:PHE:N	1:K:502:PRO:HD3	2.04	0.71
1:C:245:ARG:NE	1:C:366:PRO:HA	2.04	0.71
1:H:387:VAL:HG12	1:H:388:GLY:H	1.56	0.71
1:M:300:ILE:HD12	1:M:729:THR:HA	1.71	0.71
1:M:501:PHE:N	1:M:502:PRO:HD3	2.04	0.71
1:N:245:ARG:NE	1:N:366:PRO:HA	2.04	0.71
1:O:300:ILE:HD12	1:O:729:THR:HA	1.71	0.71
1:Q:387:VAL:HG12	1:Q:388:GLY:H	1.56	0.71
1:A:300:ILE:HD12	1:A:729:THR:HA	1.71	0.71
1:B:300:ILE:HD12	1:B:729:THR:HA	1.71	0.71
1:E:524:MET:HE1	1:E:573:ALA:HA	1.72	0.71
1:J:387:VAL:HG12	1:J:388:GLY:H	1.56	0.71
1:G:387:VAL:HG12	1:G:388:GLY:H	1.56	0.71
1:H:501:PHE:N	1:H:502:PRO:HD3	2.04	0.71
1:J:501:PHE:N	1:J:502:PRO:HD3	2.04	0.71
1:R:387:VAL:HG12	1:R:388:GLY:H	1.56	0.71
1:B:579:THR:HG23	1:B:593:THR:HG23	1.73	0.71
1:F:579:THR:HG23	1:F:593:THR:HG23	1.73	0.71
1:I:714:THR:HG21	1:P:275:TYR:OH	1.91	0.71
1:N:300:ILE:HD12	1:N:729:THR:HA	1.71	0.71
1:O:579:THR:HG23	1:O:593:THR:HG23	1.73	0.71
1:T:387:VAL:HG12	1:T:388:GLY:H	1.56	0.71

*Continued on next page...*

*Continued from previous page...*

Atom-1	Atom-2	Interatomic distance (Å)	Clash overlap (Å)
1:B:296:TRP:O	1:B:300:ILE:HG12	1.91	0.71
1:F:296:TRP:O	1:F:300:ILE:HG12	1.91	0.71
1:G:300:ILE:HD12	1:G:729:THR:HA	1.71	0.71
1:Q:579:THR:HG23	1:Q:593:THR:HG23	1.73	0.71
1:R:296:TRP:O	1:R:300:ILE:HG12	1.91	0.71
1:A:288:HIS:CE1	1:A:364:PRO:HG3	2.26	0.70
1:F:396:GLU:HB2	1:G:366:PRO:HB2	1.72	0.70
1:Q:288:HIS:CE1	1:Q:364:PRO:HG3	2.26	0.70
1:T:579:THR:HG23	1:T:593:THR:HG23	1.73	0.70
1:F:387:VAL:HG12	1:F:388:GLY:H	1.56	0.70
1:J:288:HIS:CE1	1:J:364:PRO:HG3	2.26	0.70
1:M:366:PRO:HB2	1:N:396:GLU:HB2	1.73	0.70
1:P:579:THR:HG23	1:P:593:THR:HG23	1.73	0.70
1:S:296:TRP:O	1:S:300:ILE:HG12	1.91	0.70
1:T:288:HIS:CE1	1:T:364:PRO:HG3	2.27	0.70
1:B:288:HIS:CE1	1:B:364:PRO:HG3	2.27	0.70
1:H:288:HIS:CE1	1:H:364:PRO:HG3	2.26	0.70
1:I:658:PRO:HB2	1:R:250:PRO:HG3	1.73	0.70
1:R:288:HIS:CE1	1:R:364:PRO:HG3	2.27	0.70
1:B:479:LEU:HD22	1:H:634:LEU:HD11	1.70	0.70
1:D:387:VAL:HG12	1:D:388:GLY:H	1.56	0.70
1:E:387:VAL:HG12	1:E:388:GLY:H	1.56	0.70
1:L:366:PRO:HB2	1:T:396:GLU:HB2	1.72	0.70
1:P:296:TRP:O	1:P:300:ILE:HG12	1.92	0.70
1:T:296:TRP:O	1:T:300:ILE:HG12	1.92	0.70
1:D:296:TRP:O	1:D:300:ILE:HG12	1.92	0.70
1:D:579:THR:HG23	1:D:593:THR:HG23	1.73	0.70
1:F:600:GLY:HA3	1:P:600:GLY:HA3	1.71	0.70
1:I:387:VAL:HG12	1:I:388:GLY:H	1.56	0.70
1:J:296:TRP:O	1:J:300:ILE:HG12	1.91	0.70
1:K:288:HIS:CE1	1:K:364:PRO:HG3	2.27	0.70
1:K:524:MET:HE1	1:K:573:ALA:HA	1.72	0.70
1:N:579:THR:HG23	1:N:593:THR:HG23	1.73	0.70
1:P:300:ILE:HD12	1:P:729:THR:HA	1.71	0.70
1:S:300:ILE:HD12	1:S:729:THR:HA	1.71	0.70
1:S:387:VAL:HG12	1:S:388:GLY:H	1.56	0.70
1:G:296:TRP:O	1:G:300:ILE:HG12	1.91	0.70
1:C:296:TRP:O	1:C:300:ILE:HG12	1.92	0.70
1:F:288:HIS:CE1	1:F:364:PRO:HG3	2.26	0.70
1:H:579:THR:HG23	1:H:593:THR:HG23	1.73	0.70
1:K:387:VAL:HG12	1:K:388:GLY:H	1.56	0.70

*Continued on next page...*

*Continued from previous page...*

Atom-1	Atom-2	Interatomic distance (Å)	Clash overlap (Å)
1:O:288:HIS:CE1	1:O:364:PRO:HG3	2.27	0.70
1:R:579:THR:HG23	1:R:593:THR:HG23	1.73	0.70
1:B:387:VAL:HG12	1:B:388:GLY:H	1.56	0.70
1:I:296:TRP:O	1:I:300:ILE:HG12	1.91	0.70
1:K:657:ASN:OD1	1:Q:323:VAL:HG21	1.92	0.70
1:A:387:VAL:HG12	1:A:388:GLY:H	1.56	0.70
1:G:288:HIS:CE1	1:G:364:PRO:HG3	2.26	0.70
1:I:579:THR:HG23	1:I:593:THR:HG23	1.73	0.70
1:M:288:HIS:CE1	1:M:364:PRO:HG3	2.27	0.70
1:M:483:CYS:HB2	1:M:524:MET:HE3	1.74	0.70
1:O:296:TRP:O	1:O:300:ILE:HG12	1.91	0.70
1:P:288:HIS:CE1	1:P:364:PRO:HG3	2.27	0.70
1:E:579:THR:HG23	1:E:593:THR:HG23	1.73	0.69
1:L:288:HIS:CE1	1:L:364:PRO:HG3	2.27	0.69
1:R:396:GLU:HB2	1:T:366:PRO:HB2	1.73	0.69
1:C:387:VAL:HG12	1:C:388:GLY:H	1.56	0.69
1:D:288:HIS:CE1	1:D:364:PRO:HG3	2.26	0.69
1:S:288:HIS:CE1	1:S:364:PRO:HG3	2.27	0.69
1:G:579:THR:HG23	1:G:593:THR:HG23	1.73	0.69
1:K:296:TRP:O	1:K:300:ILE:HG12	1.91	0.69
1:M:296:TRP:O	1:M:300:ILE:HG12	1.91	0.69
1:N:288:HIS:CE1	1:N:364:PRO:HG3	2.26	0.69
1:P:387:VAL:HG12	1:P:388:GLY:H	1.56	0.69
1:S:579:THR:HG23	1:S:593:THR:HG23	1.73	0.69
1:E:288:HIS:CE1	1:E:364:PRO:HG3	2.26	0.69
1:H:296:TRP:O	1:H:300:ILE:HG12	1.91	0.69
1:M:250:PRO:HG3	1:N:658:PRO:HB2	1.72	0.69
1:Q:296:TRP:O	1:Q:300:ILE:HG12	1.91	0.69
1:A:296:TRP:O	1:A:300:ILE:HG12	1.91	0.69
1:A:579:THR:HG23	1:A:593:THR:HG23	1.73	0.69
1:L:296:TRP:O	1:L:300:ILE:HG12	1.91	0.69
1:L:579:THR:HG23	1:L:593:THR:HG23	1.73	0.69
1:N:387:VAL:HG12	1:N:388:GLY:H	1.56	0.69
1:O:387:VAL:HG12	1:O:388:GLY:H	1.56	0.69
1:H:263:GLN:HB3	1:H:266:ALA:CB	2.23	0.69
1:I:396:GLU:HB2	1:R:366:PRO:HB2	1.74	0.69
1:K:579:THR:HG23	1:K:593:THR:HG23	1.73	0.69
1:L:387:VAL:HG12	1:L:388:GLY:H	1.56	0.69
1:M:323:VAL:HG21	1:N:657:ASN:OD1	1.92	0.69
1:A:483:CYS:HB2	1:A:524:MET:HE1	1.75	0.69
1:B:250:PRO:HG3	1:C:658:PRO:HB2	1.73	0.69

*Continued on next page...*

*Continued from previous page...*

Atom-1	Atom-2	Interatomic distance (Å)	Clash overlap (Å)
1:E:263:GLN:HB3	1:E:266:ALA:CB	2.23	0.69
1:I:288:HIS:CE1	1:I:364:PRO:HG3	2.27	0.69
1:M:387:VAL:HG12	1:M:388:GLY:H	1.56	0.69
1:N:296:TRP:O	1:N:300:ILE:HG12	1.91	0.69
1:Q:263:GLN:HB3	1:Q:266:ALA:CB	2.23	0.69
1:C:288:HIS:CE1	1:C:364:PRO:HG3	2.27	0.69
1:C:579:THR:HG23	1:C:593:THR:HG23	1.73	0.69
1:I:263:GLN:HB3	1:I:266:ALA:CB	2.23	0.69
1:J:579:THR:HG23	1:J:593:THR:HG23	1.73	0.69
1:K:263:GLN:HB3	1:K:266:ALA:CB	2.23	0.69
1:M:579:THR:HG23	1:M:593:THR:HG23	1.73	0.69
1:O:263:GLN:HB3	1:O:266:ALA:CB	2.23	0.69
1:E:296:TRP:O	1:E:300:ILE:HG12	1.92	0.69
1:L:263:GLN:HB3	1:L:266:ALA:CB	2.23	0.69
1:Q:483:CYS:HB2	1:Q:524:MET:HE3	1.75	0.69
1:F:483:CYS:HB2	1:F:524:MET:HE3	1.75	0.68
1:T:519:ASN:CB	1:T:520:PRO:HD3	2.23	0.68
1:B:263:GLN:HB3	1:B:266:ALA:CB	2.23	0.68
1:F:263:GLN:HB3	1:F:266:ALA:CB	2.23	0.68
1:K:250:PRO:HG3	1:S:658:PRO:HB2	1.76	0.68
1:K:366:PRO:HB2	1:S:396:GLU:HB2	1.75	0.68
1:G:263:GLN:HB3	1:G:266:ALA:CB	2.23	0.68
1:S:263:GLN:HB3	1:S:266:ALA:CB	2.23	0.68
1:S:449:GLN:HG3	1:S:450:GLY:N	2.09	0.68
1:I:583:ASN:HD21	1:I:591:PRO:HA	1.59	0.68
1:C:583:ASN:HD21	1:C:591:PRO:HA	1.59	0.68
1:D:396:GLU:HB2	1:O:366:PRO:HB2	1.76	0.68
1:D:519:ASN:CB	1:D:520:PRO:HD3	2.23	0.68
1:I:449:GLN:HG3	1:I:450:GLY:N	2.09	0.68
1:K:519:ASN:CB	1:K:520:PRO:HD3	2.23	0.68
1:K:583:ASN:HD21	1:K:591:PRO:HA	1.59	0.68
1:P:263:GLN:HB3	1:P:266:ALA:CB	2.23	0.68
1:R:263:GLN:HB3	1:R:266:ALA:CB	2.23	0.68
1:B:275:TYR:OH	1:N:714:THR:HG21	1.94	0.68
1:E:657:ASN:OD1	1:F:323:VAL:HG21	1.94	0.68
1:J:263:GLN:HB3	1:J:266:ALA:CB	2.23	0.68
1:M:549:THR:HG22	1:M:551:SER:H	1.60	0.68
1:N:263:GLN:HB3	1:N:266:ALA:CB	2.23	0.68
1:Q:449:GLN:HG3	1:Q:450:GLY:N	2.09	0.68
1:R:449:GLN:HG3	1:R:450:GLY:N	2.09	0.68
1:B:449:GLN:HG3	1:B:450:GLY:N	2.09	0.67

*Continued on next page...*

*Continued from previous page...*

Atom-1	Atom-2	Interatomic distance (Å)	Clash overlap (Å)
1:M:449:GLN:HG3	1:M:450:GLY:N	2.09	0.67
1:O:658:PRO:HB2	1:S:250:PRO:HG3	1.76	0.67
1:P:449:GLN:HG3	1:P:450:GLY:N	2.09	0.67
1:C:263:GLN:HB3	1:C:266:ALA:CB	2.23	0.67
1:F:449:GLN:HG3	1:F:450:GLY:N	2.09	0.67
1:G:396:GLU:HB2	1:H:366:PRO:HB2	1.74	0.67
1:P:583:ASN:HD21	1:P:591:PRO:HA	1.59	0.67
1:D:263:GLN:HB3	1:D:266:ALA:CB	2.23	0.67
1:F:583:ASN:HD21	1:F:591:PRO:HA	1.59	0.67
1:K:549:THR:HG22	1:K:551:SER:H	1.60	0.67
1:M:263:GLN:HB3	1:M:266:ALA:CB	2.23	0.67
1:N:449:GLN:HG3	1:N:450:GLY:N	2.09	0.67
1:O:449:GLN:HG3	1:O:450:GLY:N	2.09	0.67
1:S:519:ASN:CB	1:S:520:PRO:HD3	2.23	0.67
1:T:449:GLN:HG3	1:T:450:GLY:N	2.09	0.67
1:A:263:GLN:HB3	1:A:266:ALA:CB	2.23	0.67
1:C:549:THR:HG22	1:C:551:SER:H	1.59	0.67
1:H:549:THR:HG22	1:H:551:SER:H	1.59	0.67
1:T:549:THR:HG22	1:T:551:SER:H	1.59	0.67
1:L:519:ASN:CB	1:L:520:PRO:HD3	2.23	0.67
1:A:583:ASN:HD21	1:A:591:PRO:HA	1.59	0.67
1:J:250:PRO:HG3	1:M:658:PRO:HB2	1.75	0.67
1:O:583:ASN:HD21	1:O:591:PRO:HA	1.59	0.67
1:R:583:ASN:HD21	1:R:591:PRO:HA	1.59	0.67
1:T:263:GLN:HB3	1:T:266:ALA:CB	2.23	0.67
1:T:583:ASN:HD21	1:T:591:PRO:HA	1.59	0.67
1:G:583:ASN:HD21	1:G:591:PRO:HA	1.59	0.67
1:H:519:ASN:CB	1:H:520:PRO:HD3	2.23	0.67
1:J:583:ASN:HD21	1:J:591:PRO:HA	1.59	0.67
1:M:519:ASN:CB	1:M:520:PRO:HD3	2.23	0.67
1:Q:519:ASN:CB	1:Q:520:PRO:HD3	2.23	0.67
1:S:583:ASN:HD21	1:S:591:PRO:HA	1.59	0.67
1:E:519:ASN:CB	1:E:520:PRO:HD3	2.23	0.67
1:E:583:ASN:HD21	1:E:591:PRO:HA	1.59	0.67
1:M:714:THR:HG21	1:N:275:TYR:OH	1.94	0.67
1:N:583:ASN:HD21	1:N:591:PRO:HA	1.59	0.67
1:L:549:THR:HG22	1:L:551:SER:H	1.59	0.67
1:Q:583:ASN:HD21	1:Q:591:PRO:HA	1.59	0.67
1:D:250:PRO:HG3	1:Q:658:PRO:HB2	1.76	0.66
1:G:449:GLN:HG3	1:G:450:GLY:N	2.09	0.66
1:H:449:GLN:HG3	1:H:450:GLY:N	2.09	0.66

*Continued on next page...*

*Continued from previous page...*

Atom-1	Atom-2	Interatomic distance (Å)	Clash overlap (Å)
1:L:407:ASN:HD21	1:P:224:SER:H	1.43	0.66
1:M:583:ASN:HD21	1:M:591:PRO:HA	1.59	0.66
1:I:519:ASN:CB	1:I:520:PRO:HD3	2.23	0.66
1:J:449:GLN:HG3	1:J:450:GLY:N	2.09	0.66
1:N:519:ASN:CB	1:N:520:PRO:HD3	2.23	0.66
1:F:549:THR:HG22	1:F:551:SER:H	1.59	0.66
1:G:519:ASN:CB	1:G:520:PRO:HD3	2.23	0.66
1:G:549:THR:HG22	1:G:551:SER:H	1.59	0.66
1:H:583:ASN:HD21	1:H:591:PRO:HA	1.59	0.66
1:I:549:THR:HG22	1:I:551:SER:H	1.59	0.66
1:J:624:HIS:O	1:O:426:HIS:HE1	1.78	0.66
1:O:549:THR:HG22	1:O:551:SER:H	1.59	0.66
1:P:549:THR:HG22	1:P:551:SER:H	1.59	0.66
1:Q:549:THR:HG22	1:Q:551:SER:H	1.59	0.66
1:A:449:GLN:HG3	1:A:450:GLY:N	2.09	0.66
1:B:549:THR:HG22	1:B:551:SER:H	1.59	0.66
1:C:449:GLN:HG3	1:C:450:GLY:N	2.09	0.66
1:E:449:GLN:HG3	1:E:450:GLY:N	2.09	0.66
1:J:549:THR:HG22	1:J:551:SER:H	1.59	0.66
1:K:449:GLN:HG3	1:K:450:GLY:N	2.09	0.66
1:L:583:ASN:HD21	1:L:591:PRO:HA	1.59	0.66
1:B:519:ASN:CB	1:B:520:PRO:HD3	2.23	0.66
1:B:583:ASN:HD21	1:B:591:PRO:HA	1.59	0.66
1:L:449:GLN:HG3	1:L:450:GLY:N	2.09	0.66
1:P:519:ASN:CB	1:P:520:PRO:HD3	2.23	0.66
1:D:583:ASN:HD21	1:D:591:PRO:HA	1.59	0.66
1:R:549:THR:HG22	1:R:551:SER:H	1.59	0.66
1:A:549:THR:HG22	1:A:551:SER:H	1.59	0.66
1:D:449:GLN:HG3	1:D:450:GLY:N	2.09	0.66
1:E:549:THR:HG22	1:E:551:SER:H	1.59	0.66
1:D:549:THR:HG22	1:D:551:SER:H	1.59	0.66
1:G:658:PRO:HB2	1:H:250:PRO:HG3	1.78	0.66
1:N:536:PRO:HB2	1:N:539:GLY:HA3	1.78	0.66
1:S:549:THR:HG22	1:S:551:SER:H	1.59	0.66
1:K:275:TYR:OH	1:Q:714:THR:HG21	1.96	0.66
1:M:536:PRO:HB2	1:M:539:GLY:HA3	1.78	0.66
1:P:440:GLN:HB2	1:P:466:ALA:HB3	1.78	0.66
1:A:600:GLY:HA3	1:D:600:GLY:HA3	1.78	0.65
1:C:536:PRO:HB2	1:C:539:GLY:HA3	1.79	0.65
1:L:285:ASN:ND2	1:L:618:ILE:H	1.95	0.65
1:T:440:GLN:HB2	1:T:466:ALA:HB3	1.78	0.65

*Continued on next page...*

*Continued from previous page...*

Atom-1	Atom-2	Interatomic distance (Å)	Clash overlap (Å)
1:B:285:ASN:ND2	1:B:618:ILE:H	1.95	0.65
1:B:440:GLN:HB2	1:B:466:ALA:HB3	1.79	0.65
1:J:536:PRO:HB2	1:J:539:GLY:HA3	1.78	0.65
1:P:285:ASN:ND2	1:P:618:ILE:H	1.94	0.65
1:A:285:ASN:ND2	1:A:618:ILE:H	1.94	0.65
1:A:440:GLN:HB2	1:A:466:ALA:HB3	1.78	0.65
1:B:224:SER:H	1:C:407:ASN:HD21	1.45	0.65
1:B:658:PRO:HB2	1:N:250:PRO:HG3	1.78	0.65
1:D:353:VAL:H	1:D:646:GLN:NE2	1.95	0.65
1:E:285:ASN:ND2	1:E:618:ILE:H	1.94	0.65
1:G:285:ASN:ND2	1:G:618:ILE:H	1.95	0.65
1:N:285:ASN:ND2	1:N:618:ILE:H	1.95	0.65
1:R:536:PRO:HB2	1:R:539:GLY:HA3	1.79	0.65
1:T:353:VAL:H	1:T:646:GLN:NE2	1.95	0.65
1:A:446:ASN:O	1:C:502:PRO:HG2	1.96	0.65
1:B:435:ASN:H	1:H:358:HIS:CE1	2.14	0.65
1:E:536:PRO:HB2	1:E:539:GLY:HA3	1.79	0.65
1:M:353:VAL:H	1:M:646:GLN:NE2	1.95	0.65
1:G:536:PRO:HB2	1:G:539:GLY:HA3	1.79	0.65
1:H:353:VAL:H	1:H:646:GLN:NE2	1.95	0.65
1:J:285:ASN:ND2	1:J:618:ILE:H	1.94	0.65
1:J:353:VAL:H	1:J:646:GLN:NE2	1.95	0.65
1:K:353:VAL:H	1:K:646:GLN:NE2	1.95	0.65
1:N:440:GLN:HB2	1:N:466:ALA:HB3	1.79	0.65
1:R:519:ASN:CB	1:R:520:PRO:HD3	2.23	0.65
1:T:536:PRO:HB2	1:T:539:GLY:HA3	1.79	0.65
1:L:483:CYS:HB2	1:L:524:MET:HE3	1.79	0.65
1:M:285:ASN:ND2	1:M:618:ILE:H	1.94	0.65
1:O:353:VAL:H	1:O:646:GLN:NE2	1.95	0.65
1:O:440:GLN:HB2	1:O:466:ALA:HB3	1.79	0.65
1:O:536:PRO:HB2	1:O:539:GLY:HA3	1.78	0.65
1:Q:536:PRO:HB2	1:Q:539:GLY:HA3	1.79	0.65
1:A:536:PRO:HB2	1:A:539:GLY:HA3	1.79	0.65
1:A:657:ASN:OD1	1:E:323:VAL:HG21	1.97	0.65
1:I:285:ASN:ND2	1:I:618:ILE:H	1.95	0.65
1:J:519:ASN:CB	1:J:520:PRO:HD3	2.23	0.65
1:N:353:VAL:H	1:N:646:GLN:NE2	1.95	0.65
1:N:549:THR:HG22	1:N:551:SER:H	1.59	0.65
1:B:323:VAL:HG21	1:C:657:ASN:OD1	1.97	0.65
1:F:536:PRO:HB2	1:F:539:GLY:HA3	1.79	0.65
1:G:353:VAL:H	1:G:646:GLN:NE2	1.95	0.65

*Continued on next page...*

*Continued from previous page...*

Atom-1	Atom-2	Interatomic distance (Å)	Clash overlap (Å)
1:H:440:GLN:HB2	1:H:466:ALA:HB3	1.79	0.65
1:P:353:VAL:H	1:P:646:GLN:NE2	1.95	0.65
1:Q:285:ASN:ND2	1:Q:618:ILE:H	1.95	0.65
1:R:285:ASN:ND2	1:R:618:ILE:H	1.94	0.65
1:S:440:GLN:HB2	1:S:466:ALA:HB3	1.79	0.65
1:C:353:VAL:H	1:C:646:GLN:NE2	1.95	0.65
1:D:440:GLN:HB2	1:D:466:ALA:HB3	1.79	0.65
1:L:353:VAL:H	1:L:646:GLN:NE2	1.95	0.65
1:O:285:ASN:ND2	1:O:618:ILE:H	1.94	0.65
1:T:285:ASN:ND2	1:T:618:ILE:H	1.95	0.65
1:E:275:TYR:OH	1:F:714:THR:HG21	1.97	0.65
1:F:353:VAL:H	1:F:646:GLN:NE2	1.95	0.65
1:Q:353:VAL:H	1:Q:646:GLN:NE2	1.95	0.65
1:R:353:VAL:H	1:R:646:GLN:NE2	1.94	0.65
1:S:379:THR:HG22	1:S:380:LEU:H	1.63	0.65
1:A:275:TYR:OH	1:E:714:THR:HG21	1.96	0.64
1:C:285:ASN:ND2	1:C:618:ILE:H	1.95	0.64
1:R:658:PRO:HB2	1:T:250:PRO:HG3	1.77	0.64
1:S:353:VAL:H	1:S:646:GLN:NE2	1.95	0.64
1:I:536:PRO:HB2	1:I:539:GLY:HA3	1.79	0.64
1:O:379:THR:HG22	1:O:380:LEU:H	1.63	0.64
1:A:353:VAL:H	1:A:646:GLN:NE2	1.95	0.64
1:A:658:PRO:HB2	1:E:250:PRO:HG3	1.78	0.64
1:B:353:VAL:H	1:B:646:GLN:NE2	1.95	0.64
1:O:519:ASN:CB	1:O:520:PRO:HD3	2.23	0.64
1:C:440:GLN:HB2	1:C:466:ALA:HB3	1.79	0.64
1:J:440:GLN:HB2	1:J:466:ALA:HB3	1.78	0.64
1:L:536:PRO:HB2	1:L:539:GLY:HA3	1.78	0.64
1:N:379:THR:HG22	1:N:380:LEU:H	1.63	0.64
1:Q:379:THR:HG22	1:Q:380:LEU:H	1.63	0.64
1:S:536:PRO:HB2	1:S:539:GLY:HA3	1.78	0.64
1:D:536:PRO:HB2	1:D:539:GLY:HA3	1.78	0.64
1:E:353:VAL:H	1:E:646:GLN:NE2	1.95	0.64
1:I:353:VAL:H	1:I:646:GLN:NE2	1.95	0.64
1:J:379:THR:HG22	1:J:380:LEU:H	1.63	0.64
1:F:285:ASN:ND2	1:F:618:ILE:H	1.95	0.64
1:I:379:THR:HG22	1:I:380:LEU:H	1.63	0.64
1:P:379:THR:HG22	1:P:380:LEU:H	1.63	0.64
1:T:379:THR:HG22	1:T:380:LEU:H	1.63	0.64
1:A:519:ASN:CB	1:A:520:PRO:HD3	2.23	0.64
1:K:285:ASN:ND2	1:K:618:ILE:H	1.95	0.64

*Continued on next page...*



*Continued from previous page...*

Atom-1	Atom-2	Interatomic distance (Å)	Clash overlap (Å)
1:R:440:GLN:HB2	1:R:466:ALA:HB3	1.79	0.64
1:A:497:ASN:ND2	1:D:590:ALA:HA	2.13	0.64
1:K:276:SER:OG	1:R:437:LEU:HD21	1.97	0.64
1:M:440:GLN:HB2	1:M:466:ALA:HB3	1.79	0.64
1:P:536:PRO:HB2	1:P:539:GLY:HA3	1.78	0.64
1:C:426:HIS:HE1	1:D:624:HIS:O	1.80	0.64
1:G:440:GLN:HB2	1:G:466:ALA:HB3	1.79	0.64
1:K:536:PRO:HB2	1:K:539:GLY:HA3	1.78	0.64
1:L:440:GLN:HB2	1:L:466:ALA:HB3	1.79	0.64
1:A:379:THR:HG22	1:A:380:LEU:H	1.63	0.63
1:E:440:GLN:HB2	1:E:466:ALA:HB3	1.78	0.63
1:E:514:ARG:HD3	1:I:432:ARG:NH2	2.12	0.63
1:F:435:ASN:H	1:P:358:HIS:CE1	2.16	0.63
1:G:379:THR:HG22	1:G:380:LEU:H	1.63	0.63
1:H:536:PRO:HB2	1:H:539:GLY:HA3	1.79	0.63
1:I:440:GLN:HB2	1:I:466:ALA:HB3	1.78	0.63
1:L:379:THR:HG22	1:L:380:LEU:H	1.63	0.63
1:Q:440:GLN:HB2	1:Q:466:ALA:HB3	1.79	0.63
1:K:500:ASN:HA	1:R:448:THR:HG1	1.62	0.63
1:D:285:ASN:ND2	1:D:618:ILE:H	1.94	0.63
1:D:658:PRO:HB2	1:O:250:PRO:HG3	1.80	0.63
1:F:379:THR:HG22	1:F:380:LEU:H	1.63	0.63
1:F:440:GLN:HB2	1:F:466:ALA:HB3	1.79	0.63
1:K:440:GLN:HB2	1:K:466:ALA:HB3	1.78	0.63
1:M:379:THR:HG22	1:M:380:LEU:H	1.62	0.63
1:R:379:THR:HG22	1:R:380:LEU:H	1.63	0.63
1:B:536:PRO:HB2	1:B:539:GLY:HA3	1.78	0.63
1:E:379:THR:HG22	1:E:380:LEU:H	1.63	0.63
1:H:285:ASN:ND2	1:H:618:ILE:H	1.95	0.63
1:B:379:THR:HG22	1:B:380:LEU:H	1.63	0.63
1:E:500:ASN:HA	1:I:448:THR:OG1	1.99	0.63
1:H:379:THR:HG22	1:H:380:LEU:H	1.62	0.63
1:L:275:TYR:OH	1:P:714:THR:HG21	1.98	0.63
1:G:519:ASN:HB3	1:G:520:PRO:CD	2.27	0.63
1:L:250:PRO:HG3	1:T:658:PRO:HB2	1.81	0.63
1:R:483:CYS:HB2	1:R:524:MET:HE3	1.80	0.63
1:S:285:ASN:ND2	1:S:618:ILE:H	1.95	0.63
1:F:519:ASN:CB	1:F:520:PRO:HD3	2.23	0.63
1:M:519:ASN:HB3	1:M:520:PRO:CD	2.27	0.63
1:D:356:SER:HB2	1:D:358:HIS:CD2	2.34	0.63
1:E:356:SER:HB2	1:E:358:HIS:CD2	2.34	0.63

*Continued on next page...*

*Continued from previous page...*

Atom-1	Atom-2	Interatomic distance (Å)	Clash overlap (Å)
1:N:519:ASN:HB3	1:N:520:PRO:CD	2.27	0.63
1:S:356:SER:HB2	1:S:358:HIS:CD2	2.34	0.63
1:A:356:SER:HB2	1:A:358:HIS:CD2	2.34	0.63
1:A:500:ASN:HA	1:D:448:THR:OG1	1.99	0.63
1:H:404:ARG:H	1:H:407:ASN:ND2	1.97	0.63
1:E:446:ASN:O	1:Q:502:PRO:HG2	1.98	0.62
1:M:356:SER:HB2	1:M:358:HIS:CD2	2.34	0.62
1:O:356:SER:HB2	1:O:358:HIS:CD2	2.34	0.62
1:R:404:ARG:H	1:R:407:ASN:ND2	1.97	0.62
1:C:379:THR:HG22	1:C:380:LEU:H	1.63	0.62
1:H:356:SER:HB2	1:H:358:HIS:CD2	2.34	0.62
1:I:356:SER:HB2	1:I:358:HIS:CD2	2.34	0.62
1:K:379:THR:HG22	1:K:380:LEU:H	1.62	0.62
1:Q:356:SER:HB2	1:Q:358:HIS:CD2	2.34	0.62
1:T:356:SER:HB2	1:T:358:HIS:CD2	2.34	0.62
1:B:446:ASN:O	1:H:502:PRO:HG2	1.99	0.62
1:C:519:ASN:CB	1:C:520:PRO:HD3	2.23	0.62
1:D:404:ARG:H	1:D:407:ASN:ND2	1.97	0.62
1:D:657:ASN:OD1	1:O:323:VAL:HG21	1.99	0.62
1:H:440:GLN:NE2	1:H:474:GLN:HB3	2.15	0.62
1:J:356:SER:HB2	1:J:358:HIS:CD2	2.34	0.62
1:L:657:ASN:OD1	1:P:323:VAL:HG21	1.98	0.62
1:I:502:PRO:HG2	1:Q:446:ASN:O	1.98	0.62
1:K:497:ASN:ND2	1:R:590:ALA:HA	2.14	0.62
1:N:356:SER:HB2	1:N:358:HIS:CD2	2.34	0.62
1:G:356:SER:HB2	1:G:358:HIS:CD2	2.34	0.62
1:A:426:HIS:HE1	1:C:624:HIS:O	1.83	0.62
1:C:440:GLN:NE2	1:C:474:GLN:HB3	2.15	0.62
1:D:379:THR:HG22	1:D:380:LEU:H	1.63	0.62
1:E:276:SER:OG	1:I:437:LEU:HD21	2.00	0.62
1:K:356:SER:HB2	1:K:358:HIS:CD2	2.34	0.62
1:P:356:SER:HB2	1:P:358:HIS:CD2	2.34	0.62
1:J:440:GLN:NE2	1:J:474:GLN:HB3	2.15	0.62
1:K:500:ASN:HA	1:R:448:THR:OG1	1.98	0.62
1:L:356:SER:HB2	1:L:358:HIS:CD2	2.34	0.62
1:L:451:THR:HG22	1:L:452:THR:H	1.65	0.62
1:R:440:GLN:NE2	1:R:474:GLN:HB3	2.15	0.62
1:S:440:GLN:NE2	1:S:474:GLN:HB3	2.15	0.62
1:A:624:HIS:O	1:D:426:HIS:HE1	1.83	0.62
1:D:451:THR:HG22	1:D:452:THR:H	1.65	0.62
1:L:440:GLN:NE2	1:L:474:GLN:HB3	2.15	0.62

*Continued on next page...*

*Continued from previous page...*

Atom-1	Atom-2	Interatomic distance (Å)	Clash overlap (Å)
1:A:590:ALA:HA	1:C:497:ASN:ND2	2.15	0.62
1:B:407:ASN:HD21	1:N:224:SER:H	1.48	0.62
1:I:404:ARG:H	1:I:407:ASN:ND2	1.97	0.62
1:K:451:THR:HG22	1:K:452:THR:H	1.65	0.62
1:N:451:THR:HG22	1:N:452:THR:H	1.65	0.62
1:S:451:THR:HG22	1:S:452:THR:H	1.65	0.62
1:C:437:LEU:HD13	1:D:376:GLY:HA3	1.82	0.61
1:E:440:GLN:NE2	1:E:474:GLN:HB3	2.15	0.61
1:E:502:PRO:HG2	1:I:446:ASN:O	1.99	0.61
1:F:451:THR:HG22	1:F:452:THR:H	1.65	0.61
1:R:356:SER:HB2	1:R:358:HIS:CD2	2.34	0.61
1:T:440:GLN:NE2	1:T:474:GLN:HB3	2.15	0.61
1:A:432:ARG:NH2	1:C:514:ARG:HD3	2.15	0.61
1:B:356:SER:HB2	1:B:358:HIS:CD2	2.34	0.61
1:F:356:SER:HB2	1:F:358:HIS:CD2	2.34	0.61
1:M:440:GLN:NE2	1:M:474:GLN:HB3	2.15	0.61
1:O:440:GLN:NE2	1:O:474:GLN:HB3	2.15	0.61
1:A:714:THR:HG21	1:H:275:TYR:OH	2.00	0.61
1:B:657:ASN:OD1	1:N:323:VAL:HG21	1.98	0.61
1:E:432:ARG:NH2	1:Q:514:ARG:HD3	2.15	0.61
1:E:451:THR:HG22	1:E:452:THR:H	1.65	0.61
1:M:404:ARG:H	1:M:407:ASN:ND2	1.97	0.61
1:F:440:GLN:NE2	1:F:474:GLN:HB3	2.15	0.61
1:I:358:HIS:CE1	1:Q:435:ASN:H	2.17	0.61
1:B:404:ARG:H	1:B:407:ASN:ND2	1.97	0.61
1:C:356:SER:HB2	1:C:358:HIS:CD2	2.34	0.61
1:F:658:PRO:HB2	1:G:250:PRO:HG3	1.82	0.61
1:G:451:THR:HG22	1:G:452:THR:H	1.65	0.61
1:H:483:CYS:HB2	1:H:524:MET:HE3	1.81	0.61
1:P:440:GLN:NE2	1:P:474:GLN:HB3	2.15	0.61
1:Q:440:GLN:NE2	1:Q:474:GLN:HB3	2.15	0.61
1:A:514:ARG:HD3	1:D:432:ARG:NH2	2.14	0.61
1:F:432:ARG:NH2	1:P:514:ARG:HD3	2.14	0.61
1:E:658:PRO:HB2	1:F:250:PRO:HG3	1.82	0.61
1:G:440:GLN:NE2	1:G:474:GLN:HB3	2.15	0.61
1:K:519:ASN:HB3	1:K:520:PRO:CD	2.27	0.61
1:A:435:ASN:H	1:C:358:HIS:CE1	2.18	0.61
1:B:440:GLN:NE2	1:B:474:GLN:HB3	2.15	0.61
1:F:519:ASN:HB3	1:F:520:PRO:CD	2.27	0.61
1:I:440:GLN:NE2	1:I:474:GLN:HB3	2.15	0.61
1:C:483:CYS:HB2	1:C:524:MET:HE3	1.83	0.61

*Continued on next page...*

*Continued from previous page...*

Atom-1	Atom-2	Interatomic distance (Å)	Clash overlap (Å)
1:E:448:THR:HG1	1:Q:500:ASN:HA	1.66	0.61
1:J:451:THR:HG22	1:J:452:THR:H	1.65	0.61
1:K:440:GLN:NE2	1:K:474:GLN:HB3	2.15	0.61
1:M:451:THR:HG22	1:M:452:THR:H	1.65	0.61
1:O:404:ARG:H	1:O:407:ASN:ND2	1.97	0.61
1:T:451:THR:HG22	1:T:452:THR:H	1.65	0.61
1:A:440:GLN:NE2	1:A:474:GLN:HB3	2.15	0.60
1:C:250:PRO:HG3	1:J:658:PRO:HB2	1.82	0.60
1:C:451:THR:HG22	1:C:452:THR:H	1.65	0.60
1:F:446:ASN:O	1:P:502:PRO:HG2	2.01	0.60
1:I:451:THR:HG22	1:I:452:THR:H	1.65	0.60
1:J:626:ASP:HB2	1:O:608:GLN:HA	1.83	0.60
1:K:407:ASN:HD21	1:Q:224:SER:H	1.48	0.60
1:D:440:GLN:NE2	1:D:474:GLN:HB3	2.15	0.60
1:I:275:TYR:OH	1:R:714:THR:HG21	1.99	0.60
1:I:657:ASN:OD1	1:R:323:VAL:HG21	2.00	0.60
1:N:440:GLN:NE2	1:N:474:GLN:HB3	2.15	0.60
1:Q:404:ARG:H	1:Q:407:ASN:ND2	1.97	0.60
1:Q:601:ALA:HA	1:Q:605:MET:HE1	1.82	0.60
1:E:500:ASN:HA	1:I:448:THR:HG1	1.66	0.60
1:C:519:ASN:HB3	1:C:520:PRO:CD	2.27	0.60
1:E:404:ARG:H	1:E:407:ASN:ND2	1.97	0.60
1:Q:451:THR:HG22	1:Q:452:THR:H	1.65	0.60
1:A:451:THR:HG22	1:A:452:THR:H	1.65	0.60
1:M:714:THR:HG22	1:M:715:VAL:N	2.17	0.60
1:O:451:THR:HG22	1:O:452:THR:H	1.65	0.60
1:B:451:THR:HG22	1:B:452:THR:H	1.65	0.60
1:H:451:THR:HG22	1:H:452:THR:H	1.65	0.60
1:Q:714:THR:HG22	1:Q:715:VAL:N	2.17	0.60
1:C:323:VAL:HG21	1:J:657:ASN:OD1	2.02	0.60
1:K:323:VAL:HG21	1:S:657:ASN:OD1	2.02	0.60
1:P:404:ARG:H	1:P:407:ASN:ND2	1.97	0.60
1:P:451:THR:HG22	1:P:452:THR:H	1.65	0.60
1:R:451:THR:HG22	1:R:452:THR:H	1.65	0.60
1:A:358:HIS:CE1	1:D:435:ASN:H	2.20	0.60
1:C:224:SER:H	1:J:407:ASN:HD21	1.49	0.60
1:J:404:ARG:H	1:J:407:ASN:ND2	1.97	0.60
1:J:500:ASN:HA	1:O:448:THR:HG1	1.66	0.60
1:R:657:ASN:OD1	1:T:323:VAL:HG21	2.00	0.60
1:S:714:THR:HG22	1:S:715:VAL:N	2.17	0.60
1:E:519:ASN:HB3	1:E:520:PRO:CD	2.27	0.60

*Continued on next page...*

*Continued from previous page...*

Atom-1	Atom-2	Interatomic distance (Å)	Clash overlap (Å)
1:G:714:THR:HG22	1:G:715:VAL:N	2.17	0.60
1:K:404:ARG:H	1:K:407:ASN:ND2	1.97	0.60
1:T:714:THR:HG22	1:T:715:VAL:N	2.17	0.60
1:C:404:ARG:H	1:C:407:ASN:ND2	1.97	0.59
1:H:714:THR:HG22	1:H:715:VAL:N	2.17	0.59
1:I:714:THR:HG22	1:I:715:VAL:N	2.17	0.59
1:J:502:PRO:HG2	1:O:446:ASN:O	2.02	0.59
1:J:519:ASN:HB3	1:J:520:PRO:CD	2.27	0.59
1:K:514:ARG:HD3	1:R:432:ARG:NH2	2.17	0.59
1:T:404:ARG:H	1:T:407:ASN:ND2	1.97	0.59
1:A:714:THR:HG22	1:A:715:VAL:N	2.17	0.59
1:C:447:ARG:HH21	1:C:450:GLY:HA3	1.67	0.59
1:C:714:THR:HG22	1:C:715:VAL:O	2.02	0.59
1:E:435:ASN:H	1:Q:358:HIS:CE1	2.20	0.59
1:G:714:THR:HG22	1:G:715:VAL:O	2.03	0.59
1:K:600:GLY:HA3	1:R:600:GLY:HA3	1.82	0.59
1:L:714:THR:HG22	1:L:715:VAL:N	2.17	0.59
1:M:447:ARG:HH21	1:M:450:GLY:HA3	1.68	0.59
1:P:447:ARG:HH21	1:P:450:GLY:HA3	1.68	0.59
1:Q:447:ARG:NH2	1:Q:450:GLY:HA3	2.18	0.59
1:S:404:ARG:H	1:S:407:ASN:ND2	1.97	0.59
1:A:714:THR:HG22	1:A:715:VAL:O	2.03	0.59
1:D:714:THR:HG22	1:D:715:VAL:N	2.17	0.59
1:D:714:THR:HG22	1:D:715:VAL:O	2.03	0.59
1:E:714:THR:HG22	1:E:715:VAL:N	2.17	0.59
1:F:447:ARG:NH2	1:F:450:GLY:HA3	2.18	0.59
1:F:714:THR:HG22	1:F:715:VAL:N	2.17	0.59
1:J:447:ARG:NH2	1:J:450:GLY:HA3	2.18	0.59
1:J:714:THR:HG22	1:J:715:VAL:O	2.03	0.59
1:J:714:THR:HG21	1:M:275:TYR:OH	2.02	0.59
1:K:714:THR:HG22	1:K:715:VAL:O	2.03	0.59
1:L:447:ARG:HH21	1:L:450:GLY:HA3	1.68	0.59
1:M:714:THR:HG22	1:M:715:VAL:O	2.03	0.59
1:O:275:TYR:OH	1:S:714:THR:HG21	2.01	0.59
1:F:657:ASN:OD1	1:G:323:VAL:HG21	2.02	0.59
1:K:714:THR:HG21	1:S:275:TYR:OH	2.03	0.59
1:R:714:THR:HG22	1:R:715:VAL:N	2.17	0.59
1:A:447:ARG:NH2	1:A:450:GLY:HA3	2.18	0.59
1:D:323:VAL:HG21	1:Q:657:ASN:OD1	2.03	0.59
1:F:714:THR:HG22	1:F:715:VAL:O	2.03	0.59
1:H:714:THR:HG22	1:H:715:VAL:O	2.03	0.59

*Continued on next page...*

*Continued from previous page...*

Atom-1	Atom-2	Interatomic distance (Å)	Clash overlap (Å)
1:I:714:THR:HG22	1:I:715:VAL:O	2.03	0.59
1:N:447:ARG:HH21	1:N:450:GLY:HA3	1.68	0.59
1:N:714:THR:HG22	1:N:715:VAL:O	2.03	0.59
1:B:447:ARG:NH2	1:B:450:GLY:HA3	2.18	0.59
1:C:441:TYR:CG	1:D:286:ARG:NH2	2.70	0.59
1:F:426:HIS:HE1	1:P:624:HIS:O	1.86	0.59
1:J:358:HIS:CE1	1:O:435:ASN:H	2.20	0.59
1:J:451:THR:HG21	1:J:460:ARG:CZ	2.33	0.59
1:K:624:HIS:O	1:R:426:HIS:HE1	1.86	0.59
1:L:519:ASN:HB3	1:L:520:PRO:CD	2.27	0.59
1:B:426:HIS:HE1	1:H:624:HIS:O	1.84	0.59
1:C:579:THR:HB	1:D:508:LYS:HG3	1.84	0.59
1:D:714:THR:HG21	1:Q:275:TYR:OH	2.02	0.59
1:E:426:HIS:HE1	1:Q:624:HIS:O	1.85	0.59
1:E:448:THR:OG1	1:Q:500:ASN:HA	2.02	0.59
1:N:239:VAL:HG13	1:N:685:TRP:HB2	1.85	0.59
1:N:447:ARG:NH2	1:N:450:GLY:HA3	2.18	0.59
1:O:451:THR:HG21	1:O:460:ARG:CZ	2.33	0.59
1:S:447:ARG:NH2	1:S:450:GLY:HA3	2.18	0.59
1:T:451:THR:HG21	1:T:460:ARG:CZ	2.33	0.59
1:A:276:SER:OG	1:D:437:LEU:HD21	2.03	0.59
1:D:451:THR:HG21	1:D:460:ARG:CZ	2.33	0.59
1:E:600:GLY:HA3	1:I:600:GLY:HA3	1.83	0.59
1:H:447:ARG:HH21	1:H:450:GLY:HA3	1.68	0.59
1:H:447:ARG:NH2	1:H:450:GLY:HA3	2.18	0.59
1:K:447:ARG:HH21	1:K:450:GLY:HA3	1.68	0.59
1:L:447:ARG:NH2	1:L:450:GLY:HA3	2.18	0.59
1:O:714:THR:HG22	1:O:715:VAL:O	2.02	0.59
1:Q:447:ARG:HH21	1:Q:450:GLY:HA3	1.67	0.59
1:R:275:TYR:OH	1:T:714:THR:HG21	2.03	0.59
1:R:714:THR:HG22	1:R:715:VAL:O	2.02	0.59
1:S:519:ASN:HB3	1:S:520:PRO:CD	2.27	0.59
1:A:519:ASN:HB3	1:A:520:PRO:CD	2.27	0.59
1:A:600:GLY:HA3	1:C:600:GLY:HA3	1.83	0.59
1:C:608:GLN:HA	1:D:626:ASP:HB2	1.83	0.59
1:D:446:ASN:HD22	1:D:446:ASN:N	2.00	0.59
1:F:404:ARG:H	1:F:407:ASN:ND2	1.97	0.59
1:I:447:ARG:NH2	1:I:450:GLY:HA3	2.18	0.59
1:I:624:HIS:O	1:Q:426:HIS:HE1	1.86	0.59
1:M:447:ARG:NH2	1:M:450:GLY:HA3	2.18	0.59
1:M:451:THR:HG21	1:M:460:ARG:CZ	2.33	0.59

*Continued on next page...*

*Continued from previous page...*

Atom-1	Atom-2	Interatomic distance (Å)	Clash overlap (Å)
1:S:447:ARG:HH21	1:S:450:GLY:HA3	1.68	0.59
1:S:714:THR:HG22	1:S:715:VAL:O	2.03	0.59
1:T:714:THR:HG22	1:T:715:VAL:O	2.03	0.59
1:A:404:ARG:H	1:A:407:ASN:ND2	1.97	0.59
1:B:714:THR:HG22	1:B:715:VAL:N	2.17	0.59
1:D:447:ARG:NH2	1:D:450:GLY:HA3	2.18	0.59
1:H:451:THR:HG21	1:H:460:ARG:CZ	2.33	0.59
1:J:447:ARG:HH21	1:J:450:GLY:HA3	1.68	0.59
1:L:239:VAL:HG13	1:L:685:TRP:HB2	1.85	0.59
1:M:239:VAL:HG13	1:M:685:TRP:HB2	1.85	0.59
1:N:404:ARG:H	1:N:407:ASN:ND2	1.97	0.59
1:P:447:ARG:NH2	1:P:450:GLY:HA3	2.18	0.59
1:R:451:THR:HG21	1:R:460:ARG:CZ	2.33	0.59
1:C:600:GLY:HA3	1:D:600:GLY:HA3	1.85	0.58
1:F:451:THR:HG21	1:F:460:ARG:CZ	2.33	0.58
1:I:447:ARG:HH21	1:I:450:GLY:HA3	1.68	0.58
1:K:447:ARG:NH2	1:K:450:GLY:HA3	2.18	0.58
1:O:446:ASN:HD22	1:O:446:ASN:N	2.00	0.58
1:O:714:THR:HG22	1:O:715:VAL:N	2.17	0.58
1:R:447:ARG:NH2	1:R:450:GLY:HA3	2.18	0.58
1:A:447:ARG:HH21	1:A:450:GLY:HA3	1.68	0.58
1:A:451:THR:HG21	1:A:460:ARG:CZ	2.33	0.58
1:E:447:ARG:NH2	1:E:450:GLY:HA3	2.18	0.58
1:G:447:ARG:HH21	1:G:450:GLY:HA3	1.67	0.58
1:J:239:VAL:HG13	1:J:685:TRP:HB2	1.85	0.58
1:L:404:ARG:H	1:L:407:ASN:ND2	1.97	0.58
1:N:714:THR:HG22	1:N:715:VAL:N	2.17	0.58
1:Q:451:THR:HG21	1:Q:460:ARG:CZ	2.33	0.58
1:S:446:ASN:HD22	1:S:446:ASN:N	2.00	0.58
1:C:714:THR:HG22	1:C:715:VAL:N	2.17	0.58
1:G:447:ARG:NH2	1:G:450:GLY:HA3	2.18	0.58
1:O:447:ARG:HH21	1:O:450:GLY:HA3	1.68	0.58
1:R:239:VAL:HG13	1:R:685:TRP:HB2	1.85	0.58
1:R:447:ARG:HH21	1:R:450:GLY:HA3	1.68	0.58
1:B:448:THR:OG1	1:H:500:ASN:HA	2.03	0.58
1:B:714:THR:HG22	1:B:715:VAL:O	2.02	0.58
1:E:451:THR:HG21	1:E:460:ARG:CZ	2.33	0.58
1:F:239:VAL:HG13	1:F:685:TRP:HB2	1.85	0.58
1:F:447:ARG:HH21	1:F:450:GLY:HA3	1.67	0.58
1:I:239:VAL:HG13	1:I:685:TRP:HB2	1.85	0.58
1:J:376:GLY:HA3	1:O:437:LEU:HD13	1.84	0.58

*Continued on next page...*

*Continued from previous page...*

Atom-1	Atom-2	Interatomic distance (Å)	Clash overlap (Å)
1:J:714:THR:HG22	1:J:715:VAL:N	2.17	0.58
1:O:657:ASN:OD1	1:S:323:VAL:HG21	2.02	0.58
1:P:714:THR:HG22	1:P:715:VAL:N	2.17	0.58
1:A:407:ASN:HD21	1:E:224:SER:H	1.51	0.58
1:B:451:THR:HG21	1:B:460:ARG:CZ	2.33	0.58
1:K:239:VAL:HG13	1:K:685:TRP:HB2	1.85	0.58
1:K:658:PRO:HB2	1:Q:250:PRO:HG3	1.85	0.58
1:O:239:VAL:HG13	1:O:685:TRP:HB2	1.85	0.58
1:O:447:ARG:NH2	1:O:450:GLY:HA3	2.18	0.58
1:C:447:ARG:NH2	1:C:450:GLY:HA3	2.18	0.58
1:E:714:THR:HG22	1:E:715:VAL:O	2.02	0.58
1:F:446:ASN:HD22	1:F:446:ASN:N	2.00	0.58
1:G:451:THR:HG21	1:G:460:ARG:CZ	2.33	0.58
1:N:451:THR:HG21	1:N:460:ARG:CZ	2.33	0.58
1:O:519:ASN:HB3	1:O:520:PRO:CD	2.27	0.58
1:P:451:THR:HG21	1:P:460:ARG:CZ	2.33	0.58
1:S:451:THR:HG21	1:S:460:ARG:CZ	2.33	0.58
1:T:447:ARG:NH2	1:T:450:GLY:HA3	2.18	0.58
1:C:451:THR:HG21	1:C:460:ARG:CZ	2.33	0.58
1:D:447:ARG:HH21	1:D:450:GLY:HA3	1.67	0.58
1:J:500:ASN:HA	1:O:448:THR:OG1	2.04	0.58
1:A:378:LEU:HG	1:D:436:PRO:HG3	1.85	0.58
1:D:483:CYS:HB2	1:D:524:MET:HE3	1.86	0.58
1:G:404:ARG:H	1:G:407:ASN:ND2	1.97	0.58
1:Q:714:THR:HG22	1:Q:715:VAL:O	2.02	0.58
1:A:500:ASN:HA	1:D:448:THR:HG1	1.67	0.58
1:D:239:VAL:HG13	1:D:685:TRP:HB2	1.85	0.58
1:I:224:SER:H	1:P:407:ASN:HD21	1.51	0.58
1:I:451:THR:HG21	1:I:460:ARG:CZ	2.33	0.58
1:K:508:LYS:HG3	1:R:579:THR:HB	1.86	0.58
1:L:714:THR:HG22	1:L:715:VAL:O	2.03	0.58
1:P:714:THR:HG22	1:P:715:VAL:O	2.03	0.58
1:A:436:PRO:HG3	1:C:378:LEU:HG	1.84	0.58
1:A:502:PRO:HG2	1:D:446:ASN:O	2.03	0.58
1:F:436:PRO:HG3	1:P:378:LEU:HG	1.85	0.58
1:G:239:VAL:HG13	1:G:685:TRP:HB2	1.85	0.58
1:H:519:ASN:HB3	1:H:520:PRO:CD	2.27	0.58
1:I:514:ARG:HD3	1:Q:432:ARG:NH2	2.19	0.58
1:M:694:ARG:HD2	1:M:696:ASN:OD1	2.04	0.58
1:S:239:VAL:HG13	1:S:685:TRP:HB2	1.85	0.58
1:T:519:ASN:HB3	1:T:520:PRO:CD	2.27	0.58

*Continued on next page...*



*Continued from previous page...*

Atom-1	Atom-2	Interatomic distance (Å)	Clash overlap (Å)
1:A:239:VAL:HG13	1:A:685:TRP:HB2	1.85	0.57
1:F:601:ALA:HB3	1:P:601:ALA:HB3	1.84	0.57
1:K:451:THR:HG21	1:K:460:ARG:CZ	2.33	0.57
1:P:239:VAL:HG13	1:P:685:TRP:HB2	1.85	0.57
1:T:239:VAL:HG13	1:T:685:TRP:HB2	1.85	0.57
1:T:447:ARG:HH21	1:T:450:GLY:HA3	1.68	0.57
1:A:441:TYR:CG	1:C:286:ARG:NH2	2.72	0.57
1:B:519:ASN:HB3	1:B:520:PRO:CD	2.27	0.57
1:C:446:ASN:O	1:D:502:PRO:HG2	2.05	0.57
1:B:590:ALA:HA	1:H:497:ASN:ND2	2.19	0.57
1:B:694:ARG:HD2	1:B:696:ASN:OD1	2.05	0.57
1:H:239:VAL:HG13	1:H:685:TRP:HB2	1.85	0.57
1:J:514:ARG:HD3	1:O:432:ARG:NH2	2.19	0.57
1:L:337:THR:HG22	1:P:405:THR:HG21	1.86	0.57
1:L:451:THR:HG21	1:L:460:ARG:CZ	2.33	0.57
1:L:714:THR:HG21	1:T:275:TYR:OH	2.04	0.57
1:A:224:SER:H	1:H:407:ASN:HD21	1.51	0.57
1:B:239:VAL:HG13	1:B:685:TRP:HB2	1.85	0.57
1:E:378:LEU:CD2	1:I:436:PRO:HG3	2.33	0.57
1:E:447:ARG:HH21	1:E:450:GLY:HA3	1.68	0.57
1:J:379:THR:CG2	1:J:391:SER:H	2.18	0.57
1:K:694:ARG:HD2	1:K:696:ASN:OD1	2.05	0.57
1:K:714:THR:HG22	1:K:715:VAL:N	2.17	0.57
1:A:603:PRO:HA	1:C:629:PHE:HD2	1.68	0.57
1:E:407:ASN:HD21	1:F:224:SER:H	1.51	0.57
1:E:624:HIS:O	1:I:426:HIS:HE1	1.86	0.57
1:F:275:TYR:OH	1:G:714:THR:HG21	2.05	0.57
1:H:694:ARG:HD2	1:H:696:ASN:OD1	2.05	0.57
1:K:611:ASP:OD1	1:K:730:ARG:HG3	2.05	0.57
1:Q:519:ASN:HB3	1:Q:520:PRO:CD	2.27	0.57
1:Q:611:ASP:OD1	1:Q:730:ARG:HG3	2.05	0.57
1:E:378:LEU:HG	1:I:436:PRO:HG3	1.86	0.57
1:E:600:GLY:HA3	1:Q:600:GLY:HA3	1.87	0.57
1:O:379:THR:CG2	1:O:391:SER:H	2.18	0.57
1:P:601:ALA:HA	1:P:605:MET:HE1	1.87	0.57
1:C:694:ARG:HD2	1:C:696:ASN:OD1	2.05	0.57
1:G:519:ASN:HA	1:G:538:HIS:CD2	2.40	0.57
1:L:601:ALA:HA	1:L:605:MET:HE1	1.86	0.57
1:A:379:THR:CG2	1:A:391:SER:H	2.18	0.57
1:B:447:ARG:HH21	1:B:450:GLY:HA3	1.68	0.57
1:C:437:LEU:HD21	1:D:276:SER:OG	2.04	0.57

*Continued on next page...*

*Continued from previous page...*

Atom-1	Atom-2	Interatomic distance (Å)	Clash overlap (Å)
1:D:519:ASN:HB3	1:D:520:PRO:CD	2.27	0.57
1:D:694:ARG:HD2	1:D:696:ASN:OD1	2.05	0.57
1:E:379:THR:CG2	1:E:391:SER:H	2.18	0.57
1:E:611:ASP:OD1	1:E:730:ARG:HG3	2.05	0.57
1:J:508:LYS:HG3	1:O:579:THR:HB	1.87	0.57
1:C:611:ASP:OD1	1:C:730:ARG:HG3	2.05	0.57
1:D:611:ASP:OD1	1:D:730:ARG:HG3	2.05	0.57
1:I:379:THR:CG2	1:I:391:SER:H	2.18	0.57
1:L:519:ASN:HA	1:L:538:HIS:CD2	2.40	0.57
1:L:611:ASP:OD1	1:L:730:ARG:HG3	2.05	0.57
1:M:611:ASP:OD1	1:M:730:ARG:HG3	2.05	0.57
1:N:611:ASP:OD1	1:N:730:ARG:HG3	2.05	0.57
1:A:694:ARG:HD2	1:A:696:ASN:OD1	2.05	0.57
1:C:239:VAL:HG13	1:C:685:TRP:HB2	1.85	0.57
1:E:437:LEU:HD21	1:Q:276:SER:OG	2.05	0.57
1:F:519:ASN:HA	1:F:538:HIS:CD2	2.40	0.57
1:F:694:ARG:HD2	1:F:696:ASN:OD1	2.05	0.57
1:I:497:ASN:ND2	1:Q:590:ALA:HA	2.19	0.57
1:I:600:GLY:HA3	1:Q:600:GLY:HA3	1.85	0.57
1:I:611:ASP:OD1	1:I:730:ARG:HG3	2.05	0.57
1:I:694:ARG:HD2	1:I:696:ASN:OD1	2.05	0.57
1:J:611:ASP:OD1	1:J:730:ARG:HG3	2.05	0.57
1:M:379:THR:CG2	1:M:391:SER:H	2.18	0.57
1:P:519:ASN:HB3	1:P:520:PRO:CD	2.27	0.57
1:Q:239:VAL:HG13	1:Q:685:TRP:HB2	1.85	0.57
1:S:519:ASN:HA	1:S:538:HIS:CD2	2.40	0.57
1:B:519:ASN:HA	1:B:538:HIS:CD2	2.40	0.56
1:C:519:ASN:HA	1:C:538:HIS:CD2	2.40	0.56
1:E:239:VAL:HG13	1:E:685:TRP:HB2	1.85	0.56
1:G:611:ASP:OD1	1:G:730:ARG:HG3	2.05	0.56
1:O:407:ASN:HD21	1:S:224:SER:H	1.52	0.56
1:P:519:ASN:HA	1:P:538:HIS:CD2	2.40	0.56
1:T:611:ASP:OD1	1:T:730:ARG:HG3	2.05	0.56
1:A:519:ASN:HA	1:A:538:HIS:CD2	2.40	0.56
1:A:611:ASP:OD1	1:A:730:ARG:HG3	2.05	0.56
1:C:435:ASN:H	1:D:358:HIS:CE1	2.23	0.56
1:C:446:ASN:HD22	1:C:446:ASN:N	2.00	0.56
1:B:379:THR:CG2	1:B:391:SER:H	2.18	0.56
1:C:268:ASN:HA	1:C:271:HIS:CD2	2.41	0.56
1:C:714:THR:HG21	1:J:275:TYR:OH	2.04	0.56
1:E:436:PRO:HG3	1:Q:378:LEU:HG	1.86	0.56

*Continued on next page...*

*Continued from previous page...*

Atom-1	Atom-2	Interatomic distance (Å)	Clash overlap (Å)
1:E:519:ASN:HA	1:E:538:HIS:CD2	2.40	0.56
1:F:437:LEU:HD21	1:P:276:SER:OG	2.06	0.56
1:F:438:ILE:HD12	1:L:662:PHE:CD2	2.41	0.56
1:H:519:ASN:HA	1:H:538:HIS:CD2	2.40	0.56
1:I:519:ASN:HA	1:I:538:HIS:CD2	2.40	0.56
1:K:358:HIS:CE1	1:R:435:ASN:H	2.24	0.56
1:K:379:THR:CG2	1:K:391:SER:H	2.18	0.56
1:M:519:ASN:HA	1:M:538:HIS:CD2	2.40	0.56
1:O:694:ARG:HD2	1:O:696:ASN:OD1	2.05	0.56
1:S:611:ASP:OD1	1:S:730:ARG:HG3	2.05	0.56
1:T:694:ARG:HD2	1:T:696:ASN:OD1	2.05	0.56
1:F:379:THR:CG2	1:F:391:SER:H	2.18	0.56
1:G:694:ARG:HD2	1:G:696:ASN:OD1	2.05	0.56
1:I:250:PRO:HG3	1:P:658:PRO:HB2	1.87	0.56
1:B:483:CYS:HB2	1:B:524:MET:HE3	1.88	0.56
1:D:519:ASN:HA	1:D:538:HIS:CD2	2.40	0.56
1:E:694:ARG:HD2	1:E:696:ASN:OD1	2.05	0.56
1:J:378:LEU:HG	1:O:436:PRO:HG3	1.88	0.56
1:M:506:ALA:HB1	1:M:538:HIS:HE1	1.71	0.56
1:N:694:ARG:HD2	1:N:696:ASN:OD1	2.05	0.56
1:O:519:ASN:HA	1:O:538:HIS:CD2	2.40	0.56
1:P:379:THR:CG2	1:P:391:SER:H	2.18	0.56
1:Q:694:ARG:HD2	1:Q:696:ASN:OD1	2.05	0.56
1:R:519:ASN:HB3	1:R:520:PRO:CD	2.27	0.56
1:D:379:THR:CG2	1:D:391:SER:H	2.18	0.56
1:E:497:ASN:ND2	1:I:590:ALA:HA	2.21	0.56
1:F:611:ASP:OD1	1:F:730:ARG:HG3	2.05	0.56
1:I:519:ASN:HB3	1:I:520:PRO:CD	2.27	0.56
1:K:519:ASN:HA	1:K:538:HIS:CD2	2.40	0.56
1:L:540:ASN:HD21	1:L:560:ILE:CG2	2.19	0.56
1:O:611:ASP:OD1	1:O:730:ARG:HG3	2.05	0.56
1:P:694:ARG:HD2	1:P:696:ASN:OD1	2.05	0.56
1:R:519:ASN:HA	1:R:538:HIS:CD2	2.40	0.56
1:A:268:ASN:HA	1:A:271:HIS:CD2	2.41	0.56
1:B:432:ARG:NH2	1:H:514:ARG:HD3	2.21	0.56
1:H:506:ALA:HB1	1:H:538:HIS:HE1	1.71	0.56
1:J:601:ALA:HA	1:J:605:MET:HE1	1.87	0.56
1:L:694:ARG:HD2	1:L:696:ASN:OD1	2.05	0.56
1:Q:379:THR:CG2	1:Q:391:SER:H	2.18	0.56
1:Q:506:ALA:HB1	1:Q:538:HIS:HE1	1.71	0.56
1:S:694:ARG:HD2	1:S:696:ASN:OD1	2.05	0.56

*Continued on next page...*

*Continued from previous page...*

Atom-1	Atom-2	Interatomic distance (Å)	Clash overlap (Å)
1:C:540:ASN:HD21	1:C:560:ILE:CG2	2.19	0.56
1:E:358:HIS:CE1	1:I:435:ASN:H	2.22	0.56
1:G:506:ALA:HB1	1:G:538:HIS:HE1	1.71	0.56
1:I:276:SER:OG	1:Q:437:LEU:HD21	2.06	0.56
1:I:387:VAL:HG12	1:I:388:GLY:N	2.21	0.56
1:R:611:ASP:OD1	1:R:730:ARG:HG3	2.05	0.56
1:S:379:THR:CG2	1:S:391:SER:H	2.18	0.56
1:I:395:LEU:HD23	1:I:648:MET:HG2	1.88	0.56
1:J:519:ASN:HA	1:J:538:HIS:CD2	2.40	0.56
1:L:379:THR:CG2	1:L:391:SER:H	2.18	0.56
1:P:506:ALA:HB1	1:P:538:HIS:HE1	1.71	0.56
1:Q:268:ASN:HA	1:Q:271:HIS:CD2	2.41	0.56
1:R:694:ARG:HD2	1:R:696:ASN:OD1	2.05	0.56
1:T:379:THR:CG2	1:T:391:SER:H	2.18	0.56
1:D:275:TYR:OH	1:O:714:THR:HG21	2.04	0.56
1:E:590:ALA:HA	1:Q:497:ASN:ND2	2.21	0.56
1:F:441:TYR:CG	1:P:286:ARG:NH2	2.74	0.56
1:G:540:ASN:HD21	1:G:560:ILE:CG2	2.19	0.56
1:H:611:ASP:OD1	1:H:730:ARG:HG3	2.05	0.56
1:J:224:SER:H	1:M:407:ASN:HD21	1.54	0.56
1:J:268:ASN:HA	1:J:271:HIS:CD2	2.41	0.56
1:J:694:ARG:HD2	1:J:696:ASN:OD1	2.05	0.56
1:L:323:VAL:HG21	1:T:657:ASN:OD1	2.06	0.56
1:L:506:ALA:HB1	1:L:538:HIS:HE1	1.71	0.56
1:M:268:ASN:HA	1:M:271:HIS:CD2	2.41	0.56
1:N:519:ASN:HA	1:N:538:HIS:CD2	2.40	0.56
1:P:395:LEU:HD23	1:P:648:MET:HG2	1.88	0.56
1:S:395:LEU:HD23	1:S:648:MET:HG2	1.88	0.56
1:S:506:ALA:HB1	1:S:538:HIS:HE1	1.71	0.56
1:T:387:VAL:HG12	1:T:388:GLY:N	2.21	0.56
1:T:395:LEU:HD23	1:T:648:MET:HG2	1.88	0.56
1:A:323:VAL:HG21	1:H:657:ASN:OD1	2.06	0.55
1:A:443:TYR:CE2	1:C:544:GLY:HA3	2.41	0.55
1:B:611:ASP:OD1	1:B:730:ARG:HG3	2.05	0.55
1:C:379:THR:CG2	1:C:391:SER:H	2.18	0.55
1:E:268:ASN:HA	1:E:271:HIS:CD2	2.42	0.55
1:E:540:ASN:HD21	1:E:560:ILE:CG2	2.19	0.55
1:O:540:ASN:HD21	1:O:560:ILE:CG2	2.19	0.55
1:P:268:ASN:HA	1:P:271:HIS:CD2	2.41	0.55
1:P:540:ASN:HD21	1:P:560:ILE:CG2	2.19	0.55
1:R:268:ASN:HA	1:R:271:HIS:CD2	2.41	0.55

*Continued on next page...*

*Continued from previous page...*

Atom-1	Atom-2	Interatomic distance (Å)	Clash overlap (Å)
1:S:540:ASN:HD21	1:S:560:ILE:CG2	2.19	0.55
1:T:506:ALA:HB1	1:T:538:HIS:HE1	1.71	0.55
1:A:437:LEU:HD13	1:C:376:GLY:HA3	1.88	0.55
1:B:387:VAL:HG12	1:B:388:GLY:N	2.21	0.55
1:E:506:ALA:HB1	1:E:538:HIS:HE1	1.71	0.55
1:G:275:TYR:OH	1:H:714:THR:HG21	2.06	0.55
1:G:387:VAL:HG12	1:G:388:GLY:N	2.21	0.55
1:H:268:ASN:HA	1:H:271:HIS:CD2	2.41	0.55
1:I:540:ASN:HD21	1:I:560:ILE:CG2	2.19	0.55
1:J:540:ASN:HD21	1:J:560:ILE:CG2	2.19	0.55
1:J:600:GLY:HA3	1:O:600:GLY:HA3	1.87	0.55
1:L:387:VAL:HG12	1:L:388:GLY:N	2.21	0.55
1:N:379:THR:CG2	1:N:391:SER:H	2.18	0.55
1:P:611:ASP:OD1	1:P:730:ARG:HG3	2.05	0.55
1:Q:540:ASN:HD21	1:Q:560:ILE:CG2	2.19	0.55
1:A:540:ASN:HD21	1:A:560:ILE:CG2	2.19	0.55
1:C:590:ALA:HA	1:D:497:ASN:ND2	2.21	0.55
1:F:506:ALA:HB1	1:F:538:HIS:HE1	1.71	0.55
1:G:268:ASN:HA	1:G:271:HIS:CD2	2.41	0.55
1:K:378:LEU:HG	1:R:436:PRO:HG3	1.88	0.55
1:N:395:LEU:HD23	1:N:648:MET:HG2	1.88	0.55
1:O:268:ASN:HA	1:O:271:HIS:CD2	2.41	0.55
1:O:395:LEU:HD23	1:O:648:MET:HG2	1.88	0.55
1:R:506:ALA:HB1	1:R:538:HIS:HE1	1.71	0.55
1:R:540:ASN:HD21	1:R:560:ILE:CG2	2.19	0.55
1:S:387:VAL:HG12	1:S:388:GLY:N	2.21	0.55
1:T:519:ASN:HA	1:T:538:HIS:CD2	2.40	0.55
1:C:387:VAL:HG12	1:C:388:GLY:N	2.21	0.55
1:D:506:ALA:HB1	1:D:538:HIS:HE1	1.71	0.55
1:F:387:VAL:HG12	1:F:388:GLY:N	2.21	0.55
1:F:540:ASN:HD21	1:F:560:ILE:CG2	2.19	0.55
1:H:446:ASN:HD22	1:H:446:ASN:N	2.00	0.55
1:H:540:ASN:HD21	1:H:560:ILE:CG2	2.19	0.55
1:K:268:ASN:HA	1:K:271:HIS:CD2	2.41	0.55
1:K:387:VAL:HG12	1:K:388:GLY:N	2.21	0.55
1:L:268:ASN:HA	1:L:271:HIS:CD2	2.41	0.55
1:N:506:ALA:HB1	1:N:538:HIS:HE1	1.71	0.55
1:Q:395:LEU:HD23	1:Q:648:MET:HG2	1.88	0.55
1:K:395:LEU:HD23	1:K:648:MET:HG2	1.88	0.55
1:Q:519:ASN:HA	1:Q:538:HIS:CD2	2.40	0.55
1:R:395:LEU:HD23	1:R:648:MET:HG2	1.88	0.55

*Continued on next page...*

*Continued from previous page...*

Atom-1	Atom-2	Interatomic distance (Å)	Clash overlap (Å)
1:R:407:ASN:HD21	1:T:224:SER:H	1.54	0.55
1:B:441:TYR:CG	1:H:286:ARG:NH2	2.72	0.55
1:G:379:THR:CG2	1:G:391:SER:H	2.18	0.55
1:J:387:VAL:HG12	1:J:388:GLY:N	2.21	0.55
1:J:506:ALA:HB1	1:J:538:HIS:HE1	1.71	0.55
1:N:268:ASN:HA	1:N:271:HIS:CD2	2.41	0.55
1:N:387:VAL:HG12	1:N:388:GLY:N	2.21	0.55
1:O:506:ALA:HB1	1:O:538:HIS:HE1	1.71	0.55
1:P:387:VAL:HG12	1:P:388:GLY:N	2.21	0.55
1:A:446:ASN:HD22	1:A:446:ASN:N	2.00	0.55
1:B:540:ASN:HD21	1:B:560:ILE:CG2	2.19	0.55
1:F:395:LEU:HD23	1:F:648:MET:HG2	1.88	0.55
1:A:601:ALA:HB3	1:D:601:ALA:HB3	1.89	0.55
1:B:438:ILE:HD12	1:G:662:PHE:CD2	2.42	0.55
1:B:448:THR:HG1	1:H:500:ASN:HA	1.71	0.55
1:B:600:GLY:HA3	1:H:600:GLY:HA3	1.89	0.55
1:C:395:LEU:HD23	1:C:648:MET:HG2	1.88	0.55
1:D:395:LEU:HD23	1:D:648:MET:HG2	1.88	0.55
1:I:268:ASN:HA	1:I:271:HIS:CD2	2.41	0.55
1:J:395:LEU:HD23	1:J:648:MET:HG2	1.88	0.55
1:A:601:ALA:HA	1:A:605:MET:HE1	1.88	0.55
1:C:441:TYR:CD2	1:D:286:ARG:NH2	2.75	0.55
1:G:657:ASN:OD1	1:H:323:VAL:HG21	2.07	0.55
1:K:540:ASN:HD21	1:K:560:ILE:CG2	2.19	0.55
1:L:395:LEU:HD23	1:L:648:MET:HG2	1.88	0.55
1:T:540:ASN:HD21	1:T:560:ILE:CG2	2.19	0.55
1:C:537:MET:O	1:C:538:HIS:CG	2.60	0.55
1:D:268:ASN:HA	1:D:271:HIS:CD2	2.41	0.55
1:F:268:ASN:HA	1:F:271:HIS:CD2	2.42	0.55
1:I:443:TYR:CE1	1:I:465:GLN:HB2	2.42	0.55
1:M:387:VAL:HG12	1:M:388:GLY:N	2.21	0.55
1:M:395:LEU:HD23	1:M:648:MET:HG2	1.88	0.55
1:R:387:VAL:HG12	1:R:388:GLY:N	2.21	0.55
1:S:268:ASN:HA	1:S:271:HIS:CD2	2.41	0.55
1:S:443:TYR:CE1	1:S:465:GLN:HB2	2.42	0.55
1:A:378:LEU:CD2	1:D:436:PRO:HG3	2.37	0.54
1:E:537:MET:O	1:E:538:HIS:CG	2.60	0.54
1:F:436:PRO:HG3	1:P:378:LEU:CD2	2.37	0.54
1:G:537:MET:O	1:G:538:HIS:CG	2.60	0.54
1:I:537:MET:O	1:I:538:HIS:CG	2.60	0.54
1:J:629:PHE:HD2	1:O:603:PRO:HA	1.72	0.54

*Continued on next page...*

*Continued from previous page...*

Atom-1	Atom-2	Interatomic distance (Å)	Clash overlap (Å)
1:K:376:GLY:HA3	1:R:437:LEU:HD13	1.88	0.54
1:K:502:PRO:HG2	1:R:446:ASN:O	2.07	0.54
1:O:443:TYR:CE1	1:O:465:GLN:HB2	2.42	0.54
1:R:443:TYR:CE1	1:R:465:GLN:HB2	2.42	0.54
1:T:268:ASN:HA	1:T:271:HIS:CD2	2.41	0.54
1:A:395:LEU:HD23	1:A:648:MET:HG2	1.88	0.54
1:B:506:ALA:HB1	1:B:538:HIS:HE1	1.71	0.54
1:C:443:TYR:CE1	1:C:465:GLN:HB2	2.42	0.54
1:D:443:TYR:CE1	1:D:465:GLN:HB2	2.42	0.54
1:I:286:ARG:NH2	1:Q:441:TYR:CG	2.74	0.54
1:I:506:ALA:HB1	1:I:538:HIS:HE1	1.71	0.54
1:K:378:LEU:CD2	1:R:436:PRO:HG3	2.37	0.54
1:K:443:TYR:CE1	1:K:465:GLN:HB2	2.42	0.54
1:L:443:TYR:CE1	1:L:465:GLN:HB2	2.42	0.54
1:O:537:MET:O	1:O:538:HIS:CG	2.61	0.54
1:R:456:THR:HG22	1:R:456:THR:O	2.08	0.54
1:T:537:MET:O	1:T:538:HIS:CG	2.60	0.54
1:A:506:ALA:HB1	1:A:538:HIS:HE1	1.71	0.54
1:B:268:ASN:HA	1:B:271:HIS:CD2	2.41	0.54
1:B:443:TYR:CE2	1:H:544:GLY:HA3	2.42	0.54
1:E:395:LEU:HD23	1:E:648:MET:HG2	1.88	0.54
1:F:590:ALA:HA	1:P:497:ASN:HD22	1.73	0.54
1:H:395:LEU:HD23	1:H:648:MET:HG2	1.88	0.54
1:M:540:ASN:HD21	1:M:560:ILE:CG2	2.19	0.54
1:N:540:ASN:HD21	1:N:560:ILE:CG2	2.19	0.54
1:B:443:TYR:CE1	1:B:465:GLN:HB2	2.42	0.54
1:C:456:THR:O	1:C:456:THR:HG22	2.08	0.54
1:C:506:ALA:HB1	1:C:538:HIS:HE1	1.71	0.54
1:D:537:MET:O	1:D:538:HIS:CG	2.61	0.54
1:D:540:ASN:HD21	1:D:560:ILE:CG2	2.19	0.54
1:E:443:TYR:CE1	1:E:465:GLN:HB2	2.42	0.54
1:F:537:MET:O	1:F:538:HIS:CG	2.61	0.54
1:H:537:MET:O	1:H:538:HIS:CG	2.60	0.54
1:K:506:ALA:HB1	1:K:538:HIS:HE1	1.71	0.54
1:L:537:MET:O	1:L:538:HIS:CG	2.60	0.54
1:M:456:THR:HG22	1:M:456:THR:O	2.08	0.54
1:A:537:MET:O	1:A:538:HIS:CG	2.61	0.54
1:E:456:THR:HG22	1:E:456:THR:O	2.08	0.54
1:F:456:THR:O	1:F:456:THR:HG22	2.08	0.54
1:M:537:MET:O	1:M:538:HIS:CG	2.60	0.54
1:O:456:THR:O	1:O:456:THR:HG22	2.08	0.54

*Continued on next page...*

*Continued from previous page...*

Atom-1	Atom-2	Interatomic distance (Å)	Clash overlap (Å)
1:P:537:MET:O	1:P:538:HIS:CG	2.61	0.54
1:Q:443:TYR:CE1	1:Q:465:GLN:HB2	2.42	0.54
1:Q:456:THR:O	1:Q:456:THR:HG22	2.08	0.54
1:Q:537:MET:O	1:Q:538:HIS:CG	2.61	0.54
1:F:699:ILE:HD11	1:P:389:ARG:NE	2.22	0.54
1:G:388:GLY:HA3	1:H:705:TYR:HA	1.88	0.54
1:H:443:TYR:CE1	1:H:465:GLN:HB2	2.42	0.54
1:J:443:TYR:CE1	1:J:465:GLN:HB2	2.42	0.54
1:K:537:MET:O	1:K:538:HIS:CG	2.61	0.54
1:N:537:MET:O	1:N:538:HIS:CG	2.61	0.54
1:O:387:VAL:HG12	1:O:388:GLY:N	2.21	0.54
1:D:304:TRP:CZ3	1:D:732:LEU:HB3	2.39	0.54
1:I:456:THR:O	1:I:456:THR:HG22	2.08	0.54
1:J:508:LYS:HA	1:J:518:VAL:HG23	1.90	0.54
1:K:456:THR:O	1:K:456:THR:HG22	2.08	0.54
1:M:443:TYR:CE1	1:M:465:GLN:HB2	2.42	0.54
1:P:444:TYR:CE1	1:P:446:ASN:HB3	2.43	0.54
1:R:537:MET:O	1:R:538:HIS:CG	2.61	0.54
1:S:537:MET:O	1:S:538:HIS:CG	2.60	0.54
1:S:602:LEU:N	1:S:605:MET:HE2	2.17	0.54
1:T:443:TYR:CE1	1:T:465:GLN:HB2	2.42	0.54
1:B:456:THR:HG22	1:B:456:THR:O	2.08	0.54
1:C:444:TYR:CE1	1:C:446:ASN:HB3	2.43	0.54
1:C:508:LYS:HA	1:C:518:VAL:HG23	1.90	0.54
1:E:601:ALA:HA	1:E:605:MET:HE1	1.88	0.54
1:J:276:SER:OG	1:O:437:LEU:HD21	2.08	0.54
1:L:444:TYR:CE1	1:L:446:ASN:HB3	2.43	0.54
1:P:456:THR:HG22	1:P:456:THR:O	2.08	0.54
1:P:662:PHE:CD2	1:Q:438:ILE:HD12	2.43	0.54
1:Q:387:VAL:HG12	1:Q:388:GLY:N	2.21	0.54
1:T:285:ASN:HD21	1:T:619:TRP:N	2.01	0.54
1:A:387:VAL:HG12	1:A:388:GLY:N	2.21	0.54
1:G:443:TYR:CE1	1:G:465:GLN:HB2	2.42	0.54
1:G:508:LYS:HA	1:G:518:VAL:HG23	1.90	0.54
1:I:508:LYS:HG3	1:Q:579:THR:HB	1.89	0.54
1:N:444:TYR:CE1	1:N:446:ASN:HB3	2.43	0.54
1:P:443:TYR:CE1	1:P:465:GLN:HB2	2.42	0.54
1:R:508:LYS:HA	1:R:518:VAL:HG23	1.90	0.54
1:T:483:CYS:HB2	1:T:524:MET:HE3	1.90	0.54
1:A:304:TRP:CZ3	1:A:732:LEU:HB3	2.39	0.54
1:A:601:ALA:HB3	1:C:601:ALA:HB3	1.90	0.54

*Continued on next page...*



*Continued from previous page...*

Atom-1	Atom-2	Interatomic distance (Å)	Clash overlap (Å)
1:D:438:ILE:HD12	1:H:662:PHE:CD2	2.43	0.54
1:E:444:TYR:CE1	1:E:446:ASN:HB3	2.43	0.54
1:E:626:ASP:HB2	1:I:608:GLN:HA	1.90	0.54
1:F:407:ASN:HD21	1:G:224:SER:H	1.54	0.54
1:H:444:TYR:CE1	1:H:446:ASN:HB3	2.43	0.54
1:O:444:TYR:CE1	1:O:446:ASN:HB3	2.43	0.54
1:Q:508:LYS:HA	1:Q:518:VAL:HG23	1.90	0.54
1:T:456:THR:O	1:T:456:THR:HG22	2.08	0.54
1:B:436:PRO:HG3	1:H:378:LEU:HG	1.90	0.53
1:G:395:LEU:HD23	1:G:648:MET:HG2	1.88	0.53
1:J:286:ARG:NH2	1:O:441:TYR:CG	2.73	0.53
1:J:537:MET:O	1:J:538:HIS:CG	2.60	0.53
1:N:443:TYR:CE1	1:N:465:GLN:HB2	2.42	0.53
1:R:325:GLN:HG3	1:R:330:THR:HG22	1.90	0.53
1:D:444:TYR:CE1	1:D:446:ASN:HB3	2.43	0.53
1:D:456:THR:O	1:D:456:THR:HG22	2.08	0.53
1:J:323:VAL:HG21	1:M:657:ASN:OD1	2.07	0.53
1:J:325:GLN:HG3	1:J:330:THR:HG22	1.91	0.53
1:L:304:TRP:CZ3	1:L:732:LEU:HB3	2.39	0.53
1:L:508:LYS:HA	1:L:518:VAL:HG23	1.90	0.53
1:M:508:LYS:HA	1:M:518:VAL:HG23	1.90	0.53
1:S:304:TRP:CZ3	1:S:732:LEU:HB3	2.39	0.53
1:A:443:TYR:CE1	1:A:465:GLN:HB2	2.42	0.53
1:A:456:THR:O	1:A:456:THR:HG22	2.08	0.53
1:B:537:MET:O	1:B:538:HIS:CG	2.60	0.53
1:D:387:VAL:HG12	1:D:388:GLY:N	2.21	0.53
1:F:601:ALA:HA	1:F:605:MET:HE1	1.90	0.53
1:G:456:THR:O	1:G:456:THR:HG22	2.08	0.53
1:H:508:LYS:HA	1:H:518:VAL:HG23	1.90	0.53
1:L:705:TYR:HA	1:T:388:GLY:HA3	1.90	0.53
1:Q:304:TRP:CZ3	1:Q:732:LEU:HB3	2.39	0.53
1:C:432:ARG:NH2	1:D:514:ARG:HD3	2.23	0.53
1:E:603:PRO:HA	1:Q:629:PHE:HD2	1.72	0.53
1:F:699:ILE:HD11	1:P:389:ARG:NH2	2.24	0.53
1:H:325:GLN:HG3	1:H:330:THR:HG22	1.91	0.53
1:J:456:THR:HG22	1:J:456:THR:O	2.08	0.53
1:K:501:PHE:HB2	1:K:505:ALA:HB3	1.91	0.53
1:L:405:THR:O	1:P:222:GLY:O	2.26	0.53
1:S:325:GLN:HG3	1:S:330:THR:HG22	1.91	0.53
1:T:601:ALA:HA	1:T:605:MET:HE1	1.91	0.53
1:B:444:TYR:CE1	1:B:446:ASN:HB3	2.43	0.53

*Continued on next page...*

*Continued from previous page...*

Atom-1	Atom-2	Interatomic distance (Å)	Clash overlap (Å)
1:D:601:ALA:HA	1:D:605:MET:HE1	1.91	0.53
1:F:325:GLN:HG3	1:F:330:THR:HG22	1.91	0.53
1:F:443:TYR:CE1	1:F:465:GLN:HB2	2.42	0.53
1:G:444:TYR:CE1	1:G:446:ASN:HB3	2.43	0.53
1:I:500:ASN:HA	1:Q:448:THR:OG1	2.07	0.53
1:N:456:THR:O	1:N:456:THR:HG22	2.08	0.53
1:O:501:PHE:HB2	1:O:505:ALA:HB3	1.91	0.53
1:R:379:THR:CG2	1:R:391:SER:H	2.18	0.53
1:T:444:TYR:CE1	1:T:446:ASN:HB3	2.43	0.53
1:A:626:ASP:HB2	1:D:608:GLN:HA	1.91	0.53
1:B:395:LEU:HD23	1:B:648:MET:HG2	1.88	0.53
1:B:579:THR:HB	1:H:508:LYS:HG3	1.88	0.53
1:D:325:GLN:HG3	1:D:330:THR:HG22	1.91	0.53
1:E:436:PRO:HG3	1:Q:378:LEU:CD2	2.38	0.53
1:E:437:LEU:HD13	1:Q:376:GLY:HA3	1.91	0.53
1:F:304:TRP:CZ3	1:F:732:LEU:HB3	2.39	0.53
1:F:501:PHE:HB2	1:F:505:ALA:HB3	1.91	0.53
1:G:501:PHE:HB2	1:G:505:ALA:HB3	1.91	0.53
1:J:501:PHE:HB2	1:J:505:ALA:HB3	1.91	0.53
1:K:224:SER:H	1:S:407:ASN:HD21	1.56	0.53
1:L:224:SER:H	1:T:407:ASN:HD21	1.55	0.53
1:R:444:TYR:CE1	1:R:446:ASN:HB3	2.43	0.53
1:T:304:TRP:CZ3	1:T:732:LEU:HB3	2.39	0.53
1:T:508:LYS:HA	1:T:518:VAL:HG23	1.90	0.53
1:E:443:TYR:CZ	1:E:465:GLN:HB2	2.44	0.53
1:E:502:PRO:HG2	1:I:446:ASN:C	2.29	0.53
1:F:443:TYR:CE2	1:P:544:GLY:HA3	2.44	0.53
1:I:325:GLN:HG3	1:I:330:THR:HG22	1.91	0.53
1:I:501:PHE:HB2	1:I:505:ALA:HB3	1.91	0.53
1:I:508:LYS:HA	1:I:518:VAL:HG23	1.90	0.53
1:R:501:PHE:HB2	1:R:505:ALA:HB3	1.91	0.53
1:S:444:TYR:CE1	1:S:446:ASN:HB3	2.43	0.53
1:C:325:GLN:HG3	1:C:330:THR:HG22	1.91	0.53
1:E:508:LYS:HA	1:E:518:VAL:HG23	1.90	0.53
1:H:456:THR:HG22	1:H:456:THR:O	2.08	0.53
1:J:444:TYR:CE1	1:J:446:ASN:HB3	2.43	0.53
1:K:626:ASP:HB2	1:R:608:GLN:HA	1.91	0.53
1:M:325:GLN:HG3	1:M:330:THR:HG22	1.91	0.53
1:N:501:PHE:HB2	1:N:505:ALA:HB3	1.91	0.53
1:Q:444:TYR:CE1	1:Q:446:ASN:HB3	2.43	0.53
1:Q:446:ASN:HD22	1:Q:446:ASN:N	2.00	0.53

*Continued on next page...*

*Continued from previous page...*

Atom-1	Atom-2	Interatomic distance (Å)	Clash overlap (Å)
1:R:443:TYR:CZ	1:R:465:GLN:HB2	2.44	0.53
1:A:325:GLN:HG3	1:A:330:THR:HG22	1.91	0.53
1:A:444:TYR:CE1	1:A:446:ASN:HB3	2.43	0.53
1:A:483:CYS:HB2	1:A:524:MET:CE	2.39	0.53
1:B:325:GLN:HG3	1:B:330:THR:HG22	1.91	0.53
1:B:603:PRO:HA	1:H:629:PHE:HD2	1.72	0.53
1:C:443:TYR:CE2	1:D:544:GLY:HA3	2.44	0.53
1:D:508:LYS:HA	1:D:518:VAL:HG23	1.90	0.53
1:E:501:PHE:HB2	1:E:505:ALA:HB3	1.91	0.53
1:F:444:TYR:CE1	1:F:446:ASN:HB3	2.43	0.53
1:H:387:VAL:HG12	1:H:388:GLY:N	2.21	0.53
1:L:456:THR:O	1:L:456:THR:HG22	2.08	0.53
1:L:501:PHE:HB2	1:L:505:ALA:HB3	1.91	0.53
1:M:443:TYR:CZ	1:M:465:GLN:HB2	2.44	0.53
1:P:325:GLN:HG3	1:P:330:THR:HG22	1.91	0.53
1:R:601:ALA:HA	1:R:605:MET:HE1	1.91	0.53
1:T:443:TYR:CZ	1:T:465:GLN:HB2	2.44	0.53
1:A:475:ALA:CB	1:C:519:ASN:HD22	2.21	0.53
1:F:448:THR:OG1	1:P:500:ASN:HA	2.09	0.53
1:G:325:GLN:HG3	1:G:330:THR:HG22	1.91	0.53
1:G:407:ASN:HD21	1:H:224:SER:H	1.57	0.53
1:I:378:LEU:HG	1:Q:436:PRO:HG3	1.91	0.53
1:K:325:GLN:HG3	1:K:330:THR:HG22	1.91	0.53
1:K:444:TYR:CE1	1:K:446:ASN:HB3	2.43	0.53
1:N:443:TYR:CZ	1:N:465:GLN:HB2	2.44	0.53
1:S:443:TYR:CZ	1:S:465:GLN:HB2	2.44	0.53
1:H:501:PHE:HB2	1:H:505:ALA:HB3	1.91	0.52
1:I:443:TYR:CZ	1:I:465:GLN:HB2	2.44	0.52
1:I:444:TYR:CE1	1:I:446:ASN:HB3	2.43	0.52
1:J:483:CYS:HB2	1:J:524:MET:CE	2.39	0.52
1:N:285:ASN:HD21	1:N:619:TRP:N	2.01	0.52
1:O:325:GLN:HG3	1:O:330:THR:HG22	1.91	0.52
1:Q:501:PHE:HB2	1:Q:505:ALA:HB3	1.91	0.52
1:B:439:ASP:O	1:H:359:GLN:HG3	2.09	0.52
1:B:443:TYR:CZ	1:B:465:GLN:HB2	2.44	0.52
1:B:483:CYS:HB2	1:B:524:MET:CE	2.40	0.52
1:C:483:CYS:HB2	1:C:524:MET:CE	2.39	0.52
1:C:576:GLN:HG3	1:D:510:HIS:CE1	2.45	0.52
1:D:353:VAL:H	1:D:646:GLN:HE22	1.58	0.52
1:E:387:VAL:HG12	1:E:388:GLY:N	2.21	0.52
1:G:601:ALA:HA	1:G:605:MET:HE1	1.90	0.52

*Continued on next page...*

*Continued from previous page...*

Atom-1	Atom-2	Interatomic distance (Å)	Clash overlap (Å)
1:K:443:TYR:CZ	1:K:465:GLN:HB2	2.44	0.52
1:O:353:VAL:H	1:O:646:GLN:HE22	1.58	0.52
1:R:483:CYS:HB2	1:R:524:MET:CE	2.39	0.52
1:T:446:ASN:HD22	1:T:446:ASN:N	2.00	0.52
1:T:483:CYS:HB2	1:T:524:MET:CE	2.40	0.52
1:B:475:ALA:CB	1:H:519:ASN:HD22	2.23	0.52
1:G:443:TYR:CZ	1:G:465:GLN:HB2	2.44	0.52
1:M:444:TYR:CE1	1:M:446:ASN:HB3	2.43	0.52
1:N:353:VAL:H	1:N:646:GLN:HE22	1.58	0.52
1:Q:325:GLN:HG3	1:Q:330:THR:HG22	1.91	0.52
1:S:456:THR:O	1:S:456:THR:HG22	2.08	0.52
1:B:508:LYS:HA	1:B:518:VAL:HG23	1.90	0.52
1:E:608:GLN:HA	1:Q:626:ASP:HB2	1.90	0.52
1:F:443:TYR:CZ	1:F:465:GLN:HB2	2.44	0.52
1:G:285:ASN:HD21	1:G:619:TRP:N	2.01	0.52
1:H:443:TYR:CZ	1:H:465:GLN:HB2	2.44	0.52
1:K:304:TRP:CZ3	1:K:732:LEU:HB3	2.39	0.52
1:N:601:ALA:HA	1:N:605:MET:HE1	1.91	0.52
1:P:443:TYR:CZ	1:P:465:GLN:HB2	2.44	0.52
1:S:501:PHE:HB2	1:S:505:ALA:HB3	1.91	0.52
1:S:508:LYS:HA	1:S:518:VAL:HG23	1.90	0.52
1:A:353:VAL:H	1:A:646:GLN:HE22	1.58	0.52
1:A:508:LYS:HA	1:A:518:VAL:HG23	1.90	0.52
1:C:443:TYR:CZ	1:C:465:GLN:HB2	2.44	0.52
1:D:407:ASN:HD21	1:O:224:SER:H	1.58	0.52
1:I:500:ASN:HA	1:Q:448:THR:HG1	1.74	0.52
1:I:629:PHE:HD2	1:Q:603:PRO:HA	1.75	0.52
1:J:705:TYR:HA	1:M:388:GLY:HA3	1.91	0.52
1:K:508:LYS:HA	1:K:518:VAL:HG23	1.90	0.52
1:M:501:PHE:HB2	1:M:505:ALA:HB3	1.91	0.52
1:O:443:TYR:CZ	1:O:465:GLN:HB2	2.44	0.52
1:T:501:PHE:HB2	1:T:505:ALA:HB3	1.91	0.52
1:A:501:PHE:HB2	1:A:505:ALA:HB3	1.91	0.52
1:C:437:LEU:HD23	1:D:374:GLN:NE2	2.24	0.52
1:D:443:TYR:CZ	1:D:465:GLN:HB2	2.44	0.52
1:D:483:CYS:HB2	1:D:524:MET:CE	2.40	0.52
1:F:388:GLY:HA3	1:G:705:TYR:HA	1.92	0.52
1:I:544:GLY:HA3	1:Q:443:TYR:CE2	2.45	0.52
1:L:353:VAL:H	1:L:646:GLN:HE22	1.58	0.52
1:L:483:CYS:HB2	1:L:524:MET:CE	2.40	0.52
1:O:508:LYS:HA	1:O:518:VAL:HG23	1.90	0.52

*Continued on next page...*

*Continued from previous page...*

Atom-1	Atom-2	Interatomic distance (Å)	Clash overlap (Å)
1:P:501:PHE:HB2	1:P:505:ALA:HB3	1.91	0.52
1:T:325:GLN:HG3	1:T:330:THR:HG22	1.91	0.52
1:F:483:CYS:HB2	1:F:524:MET:CE	2.40	0.52
1:F:508:LYS:HA	1:F:518:VAL:HG23	1.90	0.52
1:I:626:ASP:HB2	1:Q:608:GLN:HA	1.91	0.52
1:P:508:LYS:HA	1:P:518:VAL:HG23	1.90	0.52
1:A:376:GLY:HA3	1:D:437:LEU:HD13	1.90	0.52
1:A:508:LYS:HG3	1:D:579:THR:HB	1.91	0.52
1:D:501:PHE:HB2	1:D:505:ALA:HB3	1.91	0.52
1:H:379:THR:CG2	1:H:391:SER:H	2.18	0.52
1:L:337:THR:CG2	1:P:405:THR:HG21	2.39	0.52
1:M:444:TYR:HE1	1:M:446:ASN:HB3	1.75	0.52
1:O:601:ALA:HA	1:O:605:MET:HE1	1.92	0.52
1:A:443:TYR:CZ	1:A:465:GLN:HB2	2.44	0.52
1:C:501:PHE:HB2	1:C:505:ALA:HB3	1.91	0.52
1:F:584:LEU:HB3	1:P:488:ARG:NH2	2.25	0.52
1:I:501:PHE:N	1:I:502:PRO:CD	2.73	0.52
1:K:444:TYR:HE1	1:K:446:ASN:HB3	1.75	0.52
1:N:508:LYS:HA	1:N:518:VAL:HG23	1.90	0.52
1:P:714:THR:CG2	1:P:715:VAL:N	2.73	0.52
1:Q:353:VAL:H	1:Q:646:GLN:HE22	1.58	0.52
1:S:483:CYS:HB2	1:S:524:MET:CE	2.39	0.52
1:T:444:TYR:HE1	1:T:446:ASN:HB3	1.75	0.52
1:T:501:PHE:N	1:T:502:PRO:CD	2.73	0.52
1:C:231:ASP:HB2	1:J:399:PRO:HG3	1.92	0.52
1:D:620:ALA:HB3	1:D:633:PRO:HG3	1.92	0.52
1:D:705:TYR:HA	1:Q:388:GLY:HA3	1.92	0.52
1:E:325:GLN:HG3	1:E:330:THR:HG22	1.91	0.52
1:E:579:THR:HB	1:Q:508:LYS:HG3	1.91	0.52
1:G:501:PHE:N	1:G:502:PRO:CD	2.73	0.52
1:I:483:CYS:HB2	1:I:524:MET:CE	2.40	0.52
1:L:443:TYR:CZ	1:L:465:GLN:HB2	2.44	0.52
1:M:620:ALA:HB3	1:M:633:PRO:HG3	1.92	0.52
1:O:615:GLN:OE1	1:O:726:PRO:HA	2.10	0.52
1:Q:443:TYR:CZ	1:Q:465:GLN:HB2	2.44	0.52
1:Q:444:TYR:HE1	1:Q:446:ASN:HB3	1.75	0.52
1:A:439:ASP:O	1:C:359:GLN:HG3	2.10	0.51
1:C:591:PRO:HB2	1:D:505:ALA:HB1	1.93	0.51
1:D:444:TYR:HE1	1:D:446:ASN:HB3	1.75	0.51
1:E:315:LEU:HB2	1:E:409:PHE:HB3	1.93	0.51
1:E:376:GLY:HA3	1:I:437:LEU:HD13	1.92	0.51

*Continued on next page...*

*Continued from previous page...*

Atom-1	Atom-2	Interatomic distance (Å)	Clash overlap (Å)
1:J:304:TRP:CZ3	1:J:732:LEU:HB3	2.39	0.51
1:J:620:ALA:HB3	1:J:633:PRO:HG3	1.92	0.51
1:N:325:GLN:HG3	1:N:330:THR:HG22	1.92	0.51
1:R:304:TRP:CZ3	1:R:732:LEU:HB3	2.39	0.51
1:R:421:HIS:NE2	1:R:729:THR:HG21	2.26	0.51
1:A:421:HIS:NE2	1:A:729:THR:HG21	2.26	0.51
1:A:444:TYR:HE1	1:A:446:ASN:HB3	1.75	0.51
1:B:437:LEU:HD13	1:H:376:GLY:HA3	1.91	0.51
1:D:714:THR:CG2	1:D:715:VAL:N	2.73	0.51
1:E:714:THR:CG2	1:E:715:VAL:N	2.73	0.51
1:F:353:VAL:H	1:F:646:GLN:HE22	1.58	0.51
1:H:421:HIS:NE2	1:H:729:THR:HG21	2.26	0.51
1:H:488:ARG:C	1:H:489:LEU:HD12	2.31	0.51
1:L:325:GLN:HG3	1:L:330:THR:HG22	1.91	0.51
1:L:444:TYR:HE1	1:L:446:ASN:HB3	1.75	0.51
1:N:315:LEU:HB2	1:N:409:PHE:HB3	1.92	0.51
1:N:421:HIS:NE2	1:N:729:THR:HG21	2.25	0.51
1:S:501:PHE:N	1:S:502:PRO:CD	2.73	0.51
1:S:620:ALA:HB3	1:S:633:PRO:HG3	1.92	0.51
1:T:353:VAL:H	1:T:646:GLN:HE22	1.58	0.51
1:T:714:THR:CG2	1:T:715:VAL:N	2.74	0.51
1:A:615:GLN:OE1	1:A:726:PRO:HA	2.11	0.51
1:A:714:THR:CG2	1:A:715:VAL:N	2.73	0.51
1:B:437:LEU:HD23	1:H:374:GLN:NE2	2.25	0.51
1:B:615:GLN:OE1	1:B:726:PRO:HA	2.11	0.51
1:C:353:VAL:H	1:C:646:GLN:HE22	1.58	0.51
1:C:615:GLN:OE1	1:C:726:PRO:HA	2.11	0.51
1:I:315:LEU:HB2	1:I:409:PHE:HB3	1.92	0.51
1:J:443:TYR:CZ	1:J:465:GLN:HB2	2.44	0.51
1:J:497:ASN:ND2	1:O:590:ALA:HA	2.24	0.51
1:L:714:THR:CG2	1:L:715:VAL:N	2.74	0.51
1:O:714:THR:CG2	1:O:715:VAL:N	2.73	0.51
1:P:615:GLN:OE1	1:P:726:PRO:HA	2.10	0.51
1:Q:501:PHE:N	1:Q:502:PRO:CD	2.73	0.51
1:Q:615:GLN:OE1	1:Q:726:PRO:HA	2.11	0.51
1:A:405:THR:HG21	1:H:337:THR:HG22	1.92	0.51
1:B:501:PHE:HB2	1:B:505:ALA:HB3	1.91	0.51
1:C:714:THR:CG2	1:C:715:VAL:N	2.73	0.51
1:D:421:HIS:NE2	1:D:729:THR:HG21	2.26	0.51
1:E:488:ARG:C	1:E:489:LEU:HD12	2.31	0.51
1:E:501:PHE:N	1:E:502:PRO:CD	2.73	0.51

*Continued on next page...*

*Continued from previous page...*

Atom-1	Atom-2	Interatomic distance (Å)	Clash overlap (Å)
1:F:421:HIS:NE2	1:F:729:THR:HG21	2.26	0.51
1:F:475:ALA:CB	1:P:519:ASN:HD22	2.24	0.51
1:G:315:LEU:HB2	1:G:409:PHE:HB3	1.92	0.51
1:G:421:HIS:NE2	1:G:729:THR:HG21	2.26	0.51
1:G:615:GLN:OE1	1:G:726:PRO:HA	2.11	0.51
1:H:483:CYS:HB2	1:H:524:MET:CE	2.39	0.51
1:H:620:ALA:HB3	1:H:633:PRO:HG3	1.92	0.51
1:J:488:ARG:C	1:J:489:LEU:HD12	2.31	0.51
1:J:510:HIS:CE1	1:O:576:GLN:HG3	2.46	0.51
1:L:488:ARG:C	1:L:489:LEU:HD12	2.31	0.51
1:N:483:CYS:HB2	1:N:524:MET:CE	2.40	0.51
1:O:315:LEU:HB2	1:O:409:PHE:HB3	1.92	0.51
1:P:483:CYS:HB2	1:P:524:MET:CE	2.40	0.51
1:S:615:GLN:OE1	1:S:726:PRO:HA	2.11	0.51
1:D:501:PHE:N	1:D:502:PRO:CD	2.73	0.51
1:F:315:LEU:HB2	1:F:409:PHE:HB3	1.92	0.51
1:F:488:ARG:C	1:F:489:LEU:HD12	2.31	0.51
1:G:483:CYS:HB2	1:G:524:MET:CE	2.39	0.51
1:K:615:GLN:OE1	1:K:726:PRO:HA	2.11	0.51
1:L:615:GLN:OE1	1:L:726:PRO:HA	2.11	0.51
1:M:488:ARG:C	1:M:489:LEU:HD12	2.31	0.51
1:N:444:TYR:HE1	1:N:446:ASN:HB3	1.75	0.51
1:Q:421:HIS:NE2	1:Q:729:THR:HG21	2.26	0.51
1:S:488:ARG:C	1:S:489:LEU:HD12	2.31	0.51
1:T:421:HIS:NE2	1:T:729:THR:HG21	2.26	0.51
1:A:488:ARG:C	1:A:489:LEU:HD12	2.31	0.51
1:D:488:ARG:C	1:D:489:LEU:HD12	2.31	0.51
1:F:444:TYR:HE1	1:F:446:ASN:HB3	1.75	0.51
1:F:714:THR:CG2	1:F:715:VAL:N	2.74	0.51
1:G:488:ARG:C	1:G:489:LEU:HD12	2.31	0.51
1:H:315:LEU:HB2	1:H:409:PHE:HB3	1.93	0.51
1:H:444:TYR:HE1	1:H:446:ASN:HB3	1.75	0.51
1:H:714:THR:CG2	1:H:715:VAL:N	2.73	0.51
1:J:444:TYR:HE1	1:J:446:ASN:HB3	1.75	0.51
1:K:315:LEU:HB2	1:K:409:PHE:HB3	1.93	0.51
1:L:620:ALA:HB3	1:L:633:PRO:HG3	1.92	0.51
1:O:444:TYR:HE1	1:O:446:ASN:HB3	1.75	0.51
1:O:483:CYS:HB2	1:O:524:MET:CE	2.39	0.51
1:Q:714:THR:CG2	1:Q:715:VAL:N	2.73	0.51
1:T:488:ARG:C	1:T:489:LEU:HD12	2.31	0.51
1:B:501:PHE:N	1:B:502:PRO:CD	2.73	0.51

*Continued on next page...*

*Continued from previous page...*

Atom-1	Atom-2	Interatomic distance (Å)	Clash overlap (Å)
1:C:602:LEU:N	1:C:605:MET:HE2	2.20	0.51
1:D:315:LEU:HB2	1:D:409:PHE:HB3	1.92	0.51
1:E:444:TYR:HE1	1:E:446:ASN:HB3	1.75	0.51
1:E:629:PHE:HD2	1:I:603:PRO:HA	1.75	0.51
1:G:353:VAL:H	1:G:646:GLN:HE22	1.58	0.51
1:M:353:VAL:H	1:M:646:GLN:HE22	1.58	0.51
1:M:483:CYS:HB2	1:M:524:MET:CE	2.39	0.51
1:M:714:THR:CG2	1:M:715:VAL:N	2.73	0.51
1:P:315:LEU:HB2	1:P:409:PHE:HB3	1.92	0.51
1:P:421:HIS:NE2	1:P:729:THR:HG21	2.26	0.51
1:R:615:GLN:OE1	1:R:726:PRO:HA	2.11	0.51
1:T:615:GLN:OE1	1:T:726:PRO:HA	2.11	0.51
1:B:421:HIS:NE2	1:B:729:THR:HG21	2.26	0.51
1:C:436:PRO:HG3	1:D:378:LEU:HG	1.91	0.51
1:C:438:ILE:HD12	1:Q:662:PHE:CD2	2.46	0.51
1:D:379:THR:HG21	1:D:391:SER:N	2.25	0.51
1:D:615:GLN:OE1	1:D:726:PRO:HA	2.11	0.51
1:E:421:HIS:NE2	1:E:729:THR:HG21	2.26	0.51
1:G:379:THR:HG21	1:G:391:SER:N	2.25	0.51
1:J:379:THR:HG21	1:J:391:SER:N	2.25	0.51
1:K:488:ARG:C	1:K:489:LEU:HD12	2.31	0.51
1:M:304:TRP:CZ3	1:M:732:LEU:HB3	2.39	0.51
1:O:304:TRP:CZ3	1:O:732:LEU:HB3	2.39	0.51
1:A:448:THR:OG1	1:C:500:ASN:HA	2.11	0.51
1:E:508:LYS:HG3	1:I:579:THR:HB	1.92	0.51
1:E:620:ALA:HB3	1:E:633:PRO:HG3	1.92	0.51
1:F:615:GLN:OE1	1:F:726:PRO:HA	2.10	0.51
1:G:714:THR:CG2	1:G:715:VAL:N	2.74	0.51
1:I:620:ALA:HB3	1:I:633:PRO:HG3	1.92	0.51
1:K:421:HIS:NE2	1:K:729:THR:HG21	2.26	0.51
1:K:483:CYS:HB2	1:K:524:MET:CE	2.40	0.51
1:N:488:ARG:C	1:N:489:LEU:HD12	2.31	0.51
1:O:501:PHE:N	1:O:502:PRO:CD	2.73	0.51
1:O:620:ALA:HB3	1:O:633:PRO:HG3	1.92	0.51
1:Q:620:ALA:HB3	1:Q:633:PRO:HG3	1.92	0.51
1:R:353:VAL:H	1:R:646:GLN:HE22	1.58	0.51
1:A:608:GLN:HA	1:C:626:ASP:HB2	1.91	0.51
1:C:379:THR:HG21	1:C:391:SER:N	2.25	0.51
1:C:603:PRO:HA	1:D:629:PHE:HD2	1.74	0.51
1:E:475:ALA:CB	1:Q:519:ASN:HD22	2.24	0.51
1:F:446:ASN:HD21	1:P:552:ASN:ND2	2.09	0.51

*Continued on next page...*



*Continued from previous page...*

Atom-1	Atom-2	Interatomic distance (Å)	Clash overlap (Å)
1:J:615:GLN:OE1	1:J:726:PRO:HA	2.11	0.51
1:M:615:GLN:OE1	1:M:726:PRO:HA	2.11	0.51
1:N:714:THR:CG2	1:N:715:VAL:N	2.74	0.51
1:Q:488:ARG:C	1:Q:489:LEU:HD12	2.31	0.51
1:R:315:LEU:HB2	1:R:409:PHE:HB3	1.92	0.51
1:S:714:THR:CG2	1:S:715:VAL:N	2.73	0.51
1:T:620:ALA:HB3	1:T:633:PRO:HG3	1.92	0.51
1:A:286:ARG:NH2	1:D:441:TYR:CG	2.79	0.50
1:A:579:THR:HB	1:C:508:LYS:HG3	1.94	0.50
1:B:608:GLN:HA	1:H:626:ASP:HB2	1.92	0.50
1:C:439:ASP:O	1:D:359:GLN:HG3	2.11	0.50
1:D:224:SER:H	1:Q:407:ASN:HD21	1.58	0.50
1:E:615:GLN:OE1	1:E:726:PRO:HA	2.11	0.50
1:I:376:GLY:HA3	1:Q:437:LEU:HD13	1.93	0.50
1:M:245:ARG:HE	1:M:366:PRO:HA	1.77	0.50
1:M:501:PHE:N	1:M:502:PRO:CD	2.73	0.50
1:Q:702:THR:HB	1:R:700:GLN:H	1.77	0.50
1:R:714:THR:CG2	1:R:715:VAL:N	2.73	0.50
1:S:315:LEU:HB2	1:S:409:PHE:HB3	1.93	0.50
1:S:421:HIS:NE2	1:S:729:THR:HG21	2.26	0.50
1:B:488:ARG:C	1:B:489:LEU:HD12	2.31	0.50
1:B:601:ALA:HA	1:B:605:MET:HE1	1.93	0.50
1:E:446:ASN:C	1:Q:502:PRO:HG2	2.30	0.50
1:H:615:GLN:OE1	1:H:726:PRO:HA	2.11	0.50
1:I:615:GLN:OE1	1:I:726:PRO:HA	2.11	0.50
1:J:421:HIS:NE2	1:J:729:THR:HG21	2.26	0.50
1:J:714:THR:CG2	1:J:715:VAL:N	2.73	0.50
1:K:601:ALA:HA	1:K:605:MET:HE1	1.92	0.50
1:N:501:PHE:N	1:N:502:PRO:CD	2.73	0.50
1:N:615:GLN:OE1	1:N:726:PRO:HA	2.11	0.50
1:O:421:HIS:NE2	1:O:729:THR:HG21	2.26	0.50
1:P:488:ARG:C	1:P:489:LEU:HD12	2.31	0.50
1:Q:697:PRO:HD3	1:R:293:PRO:HB2	1.93	0.50
1:R:488:ARG:C	1:R:489:LEU:HD12	2.31	0.50
1:A:315:LEU:HB2	1:A:409:PHE:HB3	1.93	0.50
1:A:501:PHE:N	1:A:502:PRO:CD	2.73	0.50
1:A:620:ALA:HB3	1:A:633:PRO:HG3	1.92	0.50
1:B:620:ALA:HB3	1:B:633:PRO:HG3	1.92	0.50
1:C:444:TYR:HE1	1:C:446:ASN:HB3	1.75	0.50
1:G:620:ALA:HB3	1:G:633:PRO:HG3	1.92	0.50
1:I:374:GLN:NE2	1:Q:437:LEU:HD23	2.26	0.50

*Continued on next page...*

*Continued from previous page...*

Atom-1	Atom-2	Interatomic distance (Å)	Clash overlap (Å)
1:I:444:TYR:HE1	1:I:446:ASN:HB3	1.75	0.50
1:I:714:THR:CG2	1:I:715:VAL:N	2.73	0.50
1:K:714:THR:CG2	1:K:715:VAL:N	2.73	0.50
1:L:421:HIS:NE2	1:L:729:THR:HG21	2.26	0.50
1:Q:315:LEU:HB2	1:Q:409:PHE:HB3	1.92	0.50
1:Q:483:CYS:HB2	1:Q:524:MET:CE	2.39	0.50
1:S:353:VAL:H	1:S:646:GLN:HE22	1.58	0.50
1:B:315:LEU:HB2	1:B:409:PHE:HB3	1.92	0.50
1:C:285:ASN:HD21	1:C:619:TRP:N	2.01	0.50
1:C:304:TRP:CZ3	1:C:732:LEU:HB3	2.39	0.50
1:C:440:GLN:HA	1:D:358:HIS:HA	1.94	0.50
1:C:603:PRO:HB3	1:D:630:HIS:HB3	1.94	0.50
1:E:353:VAL:H	1:E:646:GLN:HE22	1.58	0.50
1:E:601:ALA:HB3	1:I:601:ALA:HB3	1.92	0.50
1:F:620:ALA:HB3	1:F:633:PRO:HG3	1.92	0.50
1:G:304:TRP:CZ3	1:G:732:LEU:HB3	2.39	0.50
1:I:304:TRP:CZ3	1:I:732:LEU:HB3	2.39	0.50
1:K:620:ALA:HB3	1:K:633:PRO:HG3	1.92	0.50
1:M:662:PHE:CD2	1:O:438:ILE:HD12	2.46	0.50
1:O:388:GLY:HA3	1:S:705:TYR:HA	1.93	0.50
1:A:699:ILE:HD11	1:C:389:ARG:NE	2.26	0.50
1:B:353:VAL:H	1:B:646:GLN:HE22	1.58	0.50
1:B:714:THR:CG2	1:B:715:VAL:N	2.73	0.50
1:C:488:ARG:C	1:C:489:LEU:HD12	2.31	0.50
1:G:444:TYR:HE1	1:G:446:ASN:HB3	1.75	0.50
1:H:286:ARG:HH12	1:H:615:GLN:HB2	1.77	0.50
1:J:353:VAL:H	1:J:646:GLN:HE22	1.58	0.50
1:N:286:ARG:HH12	1:N:615:GLN:HB2	1.77	0.50
1:A:519:ASN:HD22	1:D:475:ALA:CB	2.24	0.50
1:A:629:PHE:HD2	1:D:603:PRO:HA	1.77	0.50
1:C:315:LEU:HB2	1:C:409:PHE:HB3	1.92	0.50
1:C:620:ALA:HB3	1:C:633:PRO:HG3	1.92	0.50
1:E:285:ASN:HD21	1:E:619:TRP:N	2.01	0.50
1:I:446:ASN:HD22	1:I:446:ASN:N	2.00	0.50
1:K:501:PHE:N	1:K:502:PRO:CD	2.73	0.50
1:M:421:HIS:NE2	1:M:729:THR:HG21	2.25	0.50
1:N:304:TRP:CZ3	1:N:732:LEU:HB3	2.39	0.50
1:O:286:ARG:NH1	1:O:288:HIS:NE2	2.60	0.50
1:S:444:TYR:HE1	1:S:446:ASN:HB3	1.75	0.50
1:H:353:VAL:H	1:H:646:GLN:HE22	1.58	0.50
1:I:488:ARG:C	1:I:489:LEU:HD12	2.31	0.50

*Continued on next page...*

*Continued from previous page...*

Atom-1	Atom-2	Interatomic distance (Å)	Clash overlap (Å)
1:M:315:LEU:HB2	1:M:409:PHE:HB3	1.93	0.50
1:T:286:ARG:HH12	1:T:615:GLN:HB2	1.77	0.50
1:T:315:LEU:HB2	1:T:409:PHE:HB3	1.92	0.50
1:F:286:ARG:NH1	1:F:288:HIS:NE2	2.60	0.50
1:J:544:GLY:HA3	1:O:443:TYR:CE2	2.47	0.50
1:K:601:ALA:HB3	1:R:601:ALA:HB3	1.94	0.50
1:L:445:LEU:HD12	1:L:463:PHE:CE1	2.47	0.50
1:P:304:TRP:CZ3	1:P:732:LEU:HB3	2.39	0.50
1:R:286:ARG:HH12	1:R:615:GLN:HB2	1.77	0.50
1:A:286:ARG:HH12	1:A:615:GLN:HB2	1.77	0.50
1:A:286:ARG:NH1	1:A:288:HIS:NE2	2.60	0.50
1:C:421:HIS:NE2	1:C:729:THR:HG21	2.26	0.50
1:E:379:THR:HG21	1:E:391:SER:N	2.25	0.50
1:E:445:LEU:HD12	1:E:463:PHE:CE1	2.47	0.50
1:F:437:LEU:HD13	1:P:376:GLY:HA3	1.92	0.50
1:F:441:TYR:CD2	1:P:286:ARG:NH2	2.80	0.50
1:H:285:ASN:HD21	1:H:619:TRP:N	2.01	0.50
1:I:286:ARG:NH1	1:I:288:HIS:NE2	2.60	0.50
1:I:407:ASN:HD21	1:R:224:SER:H	1.58	0.50
1:N:445:LEU:HD12	1:N:463:PHE:CE1	2.47	0.50
1:O:399:PRO:HG3	1:S:231:ASP:HB2	1.94	0.50
1:O:488:ARG:C	1:O:489:LEU:HD12	2.31	0.50
1:P:620:ALA:HB3	1:P:633:PRO:HG3	1.92	0.50
1:R:286:ARG:NH1	1:R:288:HIS:NE2	2.60	0.50
1:B:286:ARG:NH1	1:B:288:HIS:NE2	2.60	0.49
1:C:286:ARG:NH1	1:C:288:HIS:NE2	2.60	0.49
1:G:445:LEU:HD12	1:G:463:PHE:CE1	2.47	0.49
1:I:445:LEU:HD12	1:I:463:PHE:CE1	2.47	0.49
1:J:286:ARG:NH1	1:J:288:HIS:NE2	2.60	0.49
1:L:286:ARG:NH1	1:L:288:HIS:NE2	2.60	0.49
1:L:315:LEU:HB2	1:L:409:PHE:HB3	1.92	0.49
1:M:286:ARG:NH1	1:M:288:HIS:NE2	2.60	0.49
1:M:602:LEU:N	1:M:605:MET:HE2	2.20	0.49
1:P:353:VAL:H	1:P:646:GLN:HE22	1.58	0.49
1:Q:379:THR:HG21	1:Q:391:SER:N	2.25	0.49
1:R:620:ALA:HB3	1:R:633:PRO:HG3	1.92	0.49
1:A:705:TYR:HA	1:H:388:GLY:HA3	1.94	0.49
1:E:286:ARG:NH1	1:E:288:HIS:NE2	2.60	0.49
1:E:514:ARG:HD3	1:I:432:ARG:HH22	1.77	0.49
1:G:286:ARG:HH12	1:G:615:GLN:HB2	1.77	0.49
1:G:286:ARG:NH1	1:G:288:HIS:NE2	2.60	0.49

*Continued on next page...*

*Continued from previous page...*

Atom-1	Atom-2	Interatomic distance (Å)	Clash overlap (Å)
1:J:315:LEU:HB2	1:J:409:PHE:HB3	1.93	0.49
1:J:445:LEU:HD12	1:J:463:PHE:CE1	2.47	0.49
1:J:501:PHE:N	1:J:502:PRO:CD	2.73	0.49
1:K:286:ARG:HH12	1:K:615:GLN:HB2	1.77	0.49
1:L:501:PHE:N	1:L:502:PRO:CD	2.73	0.49
1:N:620:ALA:HB3	1:N:633:PRO:HG3	1.92	0.49
1:T:445:LEU:HD12	1:T:463:PHE:CE1	2.47	0.49
1:C:501:PHE:N	1:C:502:PRO:CD	2.73	0.49
1:E:286:ARG:HH12	1:E:615:GLN:HB2	1.77	0.49
1:F:445:LEU:HD12	1:F:463:PHE:CE1	2.47	0.49
1:F:594:ARG:HH22	1:P:594:ARG:HH22	1.60	0.49
1:I:351:PRO:HG3	1:Q:735:ASN:HD22	1.78	0.49
1:M:224:SER:H	1:N:407:ASN:HD21	1.61	0.49
1:N:286:ARG:NH1	1:N:288:HIS:NE2	2.60	0.49
1:S:483:CYS:HB2	1:S:524:MET:HE3	1.93	0.49
1:T:286:ARG:NH1	1:T:288:HIS:NE2	2.60	0.49
1:B:285:ASN:HD21	1:B:619:TRP:N	2.01	0.49
1:B:399:PRO:HG3	1:N:231:ASP:HB2	1.95	0.49
1:C:445:LEU:HD12	1:C:463:PHE:CE1	2.47	0.49
1:E:519:ASN:HD22	1:I:475:ALA:CB	2.25	0.49
1:I:286:ARG:NH2	1:Q:441:TYR:CD2	2.81	0.49
1:J:231:ASP:HB2	1:M:399:PRO:HG3	1.94	0.49
1:J:286:ARG:HH12	1:J:615:GLN:HB2	1.77	0.49
1:J:374:GLN:NE2	1:O:437:LEU:HD23	2.27	0.49
1:P:286:ARG:HH12	1:P:615:GLN:HB2	1.77	0.49
1:P:444:TYR:HE1	1:P:446:ASN:HB3	1.75	0.49
1:R:444:TYR:HE1	1:R:446:ASN:HB3	1.75	0.49
1:S:286:ARG:HH12	1:S:615:GLN:HB2	1.77	0.49
1:B:245:ARG:HE	1:B:366:PRO:HA	1.77	0.49
1:B:445:LEU:HD12	1:B:463:PHE:CE1	2.47	0.49
1:F:422:SER:HG	1:P:626:ASP:CG	2.16	0.49
1:I:421:HIS:NE2	1:I:729:THR:HG21	2.26	0.49
1:M:405:THR:HG21	1:N:337:THR:CG2	2.43	0.49
1:P:286:ARG:NH1	1:P:288:HIS:NE2	2.60	0.49
1:A:389:ARG:NE	1:D:699:ILE:HD11	2.27	0.49
1:A:446:ASN:C	1:C:502:PRO:HG2	2.33	0.49
1:G:288:HIS:HD2	1:G:615:GLN:HA	1.78	0.49
1:I:288:HIS:HD2	1:I:615:GLN:HA	1.78	0.49
1:J:601:ALA:HB3	1:O:601:ALA:HB3	1.94	0.49
1:L:245:ARG:HE	1:L:366:PRO:HA	1.77	0.49
1:M:286:ARG:HH12	1:M:615:GLN:HB2	1.77	0.49

*Continued on next page...*

*Continued from previous page...*

Atom-1	Atom-2	Interatomic distance (Å)	Clash overlap (Å)
1:M:288:HIS:HD2	1:M:615:GLN:HA	1.78	0.49
1:O:245:ARG:HE	1:O:366:PRO:HA	1.77	0.49
1:O:286:ARG:HH12	1:O:615:GLN:HB2	1.77	0.49
1:O:445:LEU:HD12	1:O:463:PHE:CE1	2.47	0.49
1:S:286:ARG:NH1	1:S:288:HIS:NE2	2.60	0.49
1:S:445:LEU:HD12	1:S:463:PHE:CE1	2.47	0.49
1:A:436:PRO:HG3	1:C:378:LEU:CD2	2.42	0.49
1:B:444:TYR:HE1	1:B:446:ASN:HB3	1.75	0.49
1:J:286:ARG:NH2	1:O:441:TYR:CD2	2.81	0.49
1:Q:286:ARG:NH1	1:Q:288:HIS:NE2	2.60	0.49
1:Q:286:ARG:HH12	1:Q:615:GLN:HB2	1.77	0.49
1:A:288:HIS:HD2	1:A:615:GLN:HA	1.78	0.49
1:A:445:LEU:HD12	1:A:463:PHE:CE1	2.47	0.49
1:A:448:THR:HG1	1:C:500:ASN:HA	1.78	0.49
1:B:288:HIS:HD2	1:B:615:GLN:HA	1.78	0.49
1:C:245:ARG:HE	1:C:366:PRO:HA	1.77	0.49
1:C:286:ARG:HH12	1:C:615:GLN:HB2	1.77	0.49
1:D:286:ARG:NH1	1:D:288:HIS:NE2	2.60	0.49
1:D:288:HIS:HD2	1:D:615:GLN:HA	1.78	0.49
1:E:601:ALA:HB3	1:Q:601:ALA:HB3	1.94	0.49
1:F:579:THR:HB	1:P:508:LYS:HG3	1.93	0.49
1:I:286:ARG:HH12	1:I:615:GLN:HB2	1.77	0.49
1:K:288:HIS:HD2	1:K:615:GLN:HA	1.78	0.49
1:P:445:LEU:HD12	1:P:463:PHE:CE1	2.47	0.49
1:Q:445:LEU:HD12	1:Q:463:PHE:CE1	2.47	0.49
1:R:501:PHE:N	1:R:502:PRO:CD	2.73	0.49
1:A:422:SER:HB2	1:A:730:ARG:HH21	1.78	0.49
1:B:446:ASN:C	1:H:502:PRO:HG2	2.32	0.49
1:C:288:HIS:HD2	1:C:615:GLN:HA	1.78	0.49
1:F:448:THR:HG1	1:P:500:ASN:HA	1.78	0.49
1:K:286:ARG:NH1	1:K:288:HIS:NE2	2.60	0.49
1:L:447:ARG:HB2	1:L:462:LEU:HB2	1.95	0.49
1:O:422:SER:HB2	1:O:730:ARG:HH21	1.78	0.49
1:R:285:ASN:HD21	1:R:619:TRP:N	2.01	0.49
1:C:601:ALA:HA	1:C:605:MET:HE1	1.94	0.49
1:D:245:ARG:HE	1:D:366:PRO:HA	1.77	0.49
1:H:288:HIS:HD2	1:H:615:GLN:HA	1.78	0.49
1:H:445:LEU:HD12	1:H:463:PHE:CE1	2.47	0.49
1:H:501:PHE:N	1:H:502:PRO:CD	2.73	0.49
1:I:245:ARG:HE	1:I:366:PRO:HA	1.77	0.49
1:J:318:ILE:O	1:J:405:THR:HG23	2.13	0.49

*Continued on next page...*

*Continued from previous page...*

Atom-1	Atom-2	Interatomic distance (Å)	Clash overlap (Å)
1:J:447:ARG:HB2	1:J:462:LEU:HB2	1.95	0.49
1:K:552:ASN:ND2	1:R:446:ASN:HD21	2.11	0.49
1:N:239:VAL:CG1	1:N:685:TRP:HB2	2.43	0.49
1:N:403:LEU:HD12	1:N:403:LEU:N	2.28	0.49
1:P:245:ARG:HE	1:P:366:PRO:HA	1.77	0.49
1:Q:288:HIS:HD2	1:Q:615:GLN:HA	1.78	0.49
1:B:286:ARG:HH12	1:B:615:GLN:HB2	1.77	0.48
1:C:422:SER:HB2	1:C:730:ARG:HH21	1.78	0.48
1:C:601:ALA:HA	1:C:605:MET:CE	2.43	0.48
1:D:447:ARG:HB2	1:D:462:LEU:HB2	1.95	0.48
1:E:441:TYR:CG	1:Q:286:ARG:NH2	2.78	0.48
1:E:601:ALA:HA	1:E:605:MET:CE	2.43	0.48
1:F:286:ARG:HH12	1:F:615:GLN:HB2	1.77	0.48
1:F:601:ALA:HA	1:F:605:MET:CE	2.43	0.48
1:G:446:ASN:HD22	1:G:446:ASN:N	2.00	0.48
1:H:304:TRP:CZ3	1:H:732:LEU:HB3	2.39	0.48
1:H:379:THR:HG21	1:H:391:SER:N	2.25	0.48
1:H:422:SER:HB2	1:H:730:ARG:HH21	1.78	0.48
1:I:378:LEU:CD2	1:Q:436:PRO:HG3	2.43	0.48
1:J:359:GLN:HG3	1:O:439:ASP:O	2.13	0.48
1:K:353:VAL:H	1:K:646:GLN:HE22	1.58	0.48
1:K:629:PHE:HD2	1:R:603:PRO:HA	1.78	0.48
1:L:422:SER:HB2	1:L:730:ARG:HH21	1.78	0.48
1:M:601:ALA:HA	1:M:605:MET:CE	2.43	0.48
1:T:602:LEU:N	1:T:605:MET:HE2	2.22	0.48
1:A:662:PHE:CD2	1:I:438:ILE:HD12	2.48	0.48
1:B:422:SER:HB2	1:B:730:ARG:HH21	1.78	0.48
1:D:318:ILE:O	1:D:405:THR:HG23	2.13	0.48
1:D:458:GLN:HG2	1:D:459:SER:H	1.79	0.48
1:E:240:ILE:N	1:E:240:ILE:HD12	2.28	0.48
1:E:447:ARG:HB2	1:E:462:LEU:HB2	1.95	0.48
1:F:288:HIS:HD2	1:F:615:GLN:HA	1.78	0.48
1:J:505:ALA:HB1	1:O:591:PRO:HB2	1.95	0.48
1:M:240:ILE:N	1:M:240:ILE:HD12	2.29	0.48
1:M:285:ASN:HD21	1:M:619:TRP:N	2.01	0.48
1:M:445:LEU:HD12	1:M:463:PHE:CE1	2.47	0.48
1:M:446:ASN:HD22	1:M:446:ASN:N	2.00	0.48
1:Q:447:ARG:HB2	1:Q:462:LEU:HB2	1.95	0.48
1:R:445:LEU:HD12	1:R:463:PHE:CE1	2.47	0.48
1:S:288:HIS:HD2	1:S:615:GLN:HA	1.78	0.48
1:A:447:ARG:HB2	1:A:462:LEU:HB2	1.95	0.48

*Continued on next page...*

*Continued from previous page...*

Atom-1	Atom-2	Interatomic distance (Å)	Clash overlap (Å)
1:B:458:GLN:HG2	1:B:459:SER:H	1.79	0.48
1:B:601:ALA:HA	1:B:605:MET:CE	2.43	0.48
1:C:318:ILE:O	1:C:405:THR:HG23	2.13	0.48
1:C:447:ARG:HB2	1:C:462:LEU:HB2	1.95	0.48
1:D:403:LEU:HD12	1:D:403:LEU:N	2.29	0.48
1:D:445:LEU:HD12	1:D:463:PHE:CE1	2.48	0.48
1:F:422:SER:HB2	1:F:730:ARG:HH21	1.78	0.48
1:G:239:VAL:CG1	1:G:685:TRP:HB2	2.44	0.48
1:H:286:ARG:NH1	1:H:288:HIS:NE2	2.60	0.48
1:H:318:ILE:O	1:H:405:THR:HG23	2.13	0.48
1:I:359:GLN:HG3	1:Q:439:ASP:O	2.13	0.48
1:I:602:LEU:N	1:I:605:MET:HE2	2.19	0.48
1:K:445:LEU:HD12	1:K:463:PHE:CE1	2.48	0.48
1:L:402:MET:H	1:P:227:ASN:ND2	2.11	0.48
1:M:239:VAL:CG1	1:M:685:TRP:HB2	2.44	0.48
1:O:288:HIS:HD2	1:O:615:GLN:HA	1.78	0.48
1:O:337:THR:HG22	1:S:405:THR:HG21	1.96	0.48
1:O:447:ARG:HB2	1:O:462:LEU:HB2	1.95	0.48
1:P:318:ILE:O	1:P:405:THR:HG23	2.13	0.48
1:R:240:ILE:N	1:R:240:ILE:HD12	2.29	0.48
1:T:245:ARG:HE	1:T:366:PRO:HA	1.77	0.48
1:A:245:ARG:HE	1:A:366:PRO:HA	1.77	0.48
1:A:552:ASN:ND2	1:D:446:ASN:HD21	2.11	0.48
1:C:705:TYR:HA	1:J:388:GLY:HA3	1.95	0.48
1:F:318:ILE:O	1:F:405:THR:HG23	2.13	0.48
1:G:403:LEU:N	1:G:403:LEU:HD12	2.28	0.48
1:K:245:ARG:NH1	1:K:363:PRO:O	2.47	0.48
1:L:285:ASN:HD21	1:L:619:TRP:N	2.01	0.48
1:L:286:ARG:HH12	1:L:615:GLN:HB2	1.77	0.48
1:L:458:GLN:HG2	1:L:459:SER:H	1.79	0.48
1:O:458:GLN:HG2	1:O:459:SER:H	1.79	0.48
1:O:601:ALA:HA	1:O:605:MET:CE	2.43	0.48
1:P:501:PHE:N	1:P:502:PRO:CD	2.73	0.48
1:Q:403:LEU:HD12	1:Q:403:LEU:N	2.29	0.48
1:R:288:HIS:HD2	1:R:615:GLN:HA	1.78	0.48
1:R:458:GLN:HG2	1:R:459:SER:H	1.79	0.48
1:R:601:ALA:HA	1:R:605:MET:CE	2.43	0.48
1:S:240:ILE:N	1:S:240:ILE:HD12	2.29	0.48
1:S:403:LEU:HD12	1:S:403:LEU:N	2.28	0.48
1:T:403:LEU:HD12	1:T:403:LEU:N	2.29	0.48
1:T:422:SER:HB2	1:T:730:ARG:HH21	1.78	0.48

*Continued on next page...*

*Continued from previous page...*

Atom-1	Atom-2	Interatomic distance (Å)	Clash overlap (Å)
1:B:239:VAL:CG1	1:B:685:TRP:HB2	2.44	0.48
1:B:699:ILE:HD11	1:H:389:ARG:NE	2.28	0.48
1:C:240:ILE:HD12	1:C:240:ILE:N	2.29	0.48
1:D:601:ALA:HA	1:D:605:MET:CE	2.43	0.48
1:E:318:ILE:O	1:E:405:THR:HG23	2.13	0.48
1:F:379:THR:HG21	1:F:391:SER:N	2.25	0.48
1:G:422:SER:HB2	1:G:730:ARG:HH21	1.78	0.48
1:H:458:GLN:HG2	1:H:459:SER:H	1.79	0.48
1:L:272:TYR:HA	1:L:381:ASN:ND2	2.29	0.48
1:L:318:ILE:O	1:L:405:THR:HG23	2.13	0.48
1:M:403:LEU:N	1:M:403:LEU:HD12	2.29	0.48
1:M:458:GLN:HG2	1:M:459:SER:H	1.79	0.48
1:N:422:SER:HB2	1:N:730:ARG:HH21	1.78	0.48
1:Q:272:TYR:HA	1:Q:381:ASN:ND2	2.29	0.48
1:R:379:THR:HG21	1:R:391:SER:N	2.25	0.48
1:T:272:TYR:HA	1:T:381:ASN:ND2	2.29	0.48
1:A:293:PRO:HB2	1:B:697:PRO:HD3	1.94	0.48
1:A:318:ILE:O	1:A:405:THR:HG23	2.13	0.48
1:A:403:LEU:HD12	1:A:403:LEU:N	2.29	0.48
1:A:437:LEU:HD21	1:C:276:SER:OG	2.13	0.48
1:A:601:ALA:HA	1:A:605:MET:CE	2.43	0.48
1:B:245:ARG:NH1	1:B:363:PRO:O	2.47	0.48
1:B:403:LEU:N	1:B:403:LEU:HD12	2.29	0.48
1:B:437:LEU:HD21	1:H:276:SER:OG	2.13	0.48
1:E:288:HIS:HD2	1:E:615:GLN:HA	1.78	0.48
1:E:304:TRP:CZ3	1:E:732:LEU:HB3	2.39	0.48
1:F:458:GLN:HG2	1:F:459:SER:H	1.79	0.48
1:G:240:ILE:HD12	1:G:240:ILE:N	2.29	0.48
1:G:245:ARG:HE	1:G:366:PRO:HA	1.77	0.48
1:G:318:ILE:O	1:G:405:THR:HG23	2.13	0.48
1:I:601:ALA:HB3	1:Q:601:ALA:HB3	1.96	0.48
1:J:240:ILE:N	1:J:240:ILE:HD12	2.29	0.48
1:J:601:ALA:HA	1:J:605:MET:CE	2.43	0.48
1:N:245:ARG:HE	1:N:366:PRO:HA	1.77	0.48
1:N:288:HIS:HD2	1:N:615:GLN:HA	1.78	0.48
1:N:318:ILE:O	1:N:405:THR:HG23	2.13	0.48
1:O:240:ILE:HD12	1:O:240:ILE:N	2.29	0.48
1:P:239:VAL:CG1	1:P:685:TRP:HB2	2.44	0.48
1:Q:519:ASN:OD1	1:Q:538:HIS:HB2	2.14	0.48
1:Q:601:ALA:HA	1:Q:605:MET:CE	2.43	0.48
1:R:422:SER:HB2	1:R:730:ARG:HH21	1.79	0.48

*Continued on next page...*



*Continued from previous page...*

Atom-1	Atom-2	Interatomic distance (Å)	Clash overlap (Å)
1:S:447:ARG:HB2	1:S:462:LEU:HB2	1.95	0.48
1:S:601:ALA:HA	1:S:605:MET:CE	2.43	0.48
1:A:245:ARG:NH1	1:A:363:PRO:O	2.47	0.48
1:A:502:PRO:HG2	1:D:446:ASN:C	2.34	0.48
1:B:240:ILE:N	1:B:240:ILE:HD12	2.29	0.48
1:B:257:TYR:HB3	1:N:715:VAL:HG21	1.96	0.48
1:B:272:TYR:HA	1:B:381:ASN:ND2	2.29	0.48
1:B:519:ASN:OD1	1:B:538:HIS:HB2	2.14	0.48
1:D:272:TYR:HA	1:D:381:ASN:ND2	2.29	0.48
1:E:403:LEU:N	1:E:403:LEU:HD12	2.29	0.48
1:F:272:TYR:HA	1:F:381:ASN:ND2	2.29	0.48
1:H:240:ILE:N	1:H:240:ILE:HD12	2.29	0.48
1:H:272:TYR:HA	1:H:381:ASN:ND2	2.29	0.48
1:J:288:HIS:HD2	1:J:615:GLN:HA	1.78	0.48
1:K:447:ARG:HB2	1:K:462:LEU:HB2	1.95	0.48
1:K:458:GLN:HG2	1:K:459:SER:H	1.79	0.48
1:L:239:VAL:CG1	1:L:685:TRP:HB2	2.44	0.48
1:M:447:ARG:HB2	1:M:462:LEU:HB2	1.95	0.48
1:N:240:ILE:HD12	1:N:240:ILE:N	2.28	0.48
1:O:318:ILE:O	1:O:405:THR:HG23	2.13	0.48
1:P:379:THR:HG21	1:P:391:SER:N	2.25	0.48
1:P:403:LEU:HD12	1:P:403:LEU:N	2.29	0.48
1:R:570:ASN:ND2	1:R:607:TRP:HB2	2.25	0.48
1:T:601:ALA:HA	1:T:605:MET:CE	2.44	0.48
1:C:403:LEU:HD12	1:C:403:LEU:N	2.29	0.48
1:D:240:ILE:HD12	1:D:240:ILE:N	2.29	0.48
1:F:240:ILE:HD12	1:F:240:ILE:N	2.29	0.48
1:G:447:ARG:HB2	1:G:462:LEU:HB2	1.95	0.48
1:H:239:VAL:CG1	1:H:685:TRP:HB2	2.44	0.48
1:H:447:ARG:HB2	1:H:462:LEU:HB2	1.95	0.48
1:I:502:PRO:HG2	1:Q:446:ASN:C	2.33	0.48
1:J:403:LEU:N	1:J:403:LEU:HD12	2.29	0.48
1:J:570:ASN:ND2	1:J:607:TRP:HB2	2.25	0.48
1:K:519:ASN:OD1	1:K:538:HIS:HB2	2.14	0.48
1:L:288:HIS:HD2	1:L:615:GLN:CB	2.27	0.48
1:N:379:THR:HG21	1:N:391:SER:N	2.24	0.48
1:N:421:HIS:CD2	1:N:729:THR:HG21	2.49	0.48
1:N:458:GLN:HG2	1:N:459:SER:H	1.79	0.48
1:R:239:VAL:CG1	1:R:685:TRP:HB2	2.44	0.48
1:R:403:LEU:N	1:R:403:LEU:HD12	2.29	0.48
1:T:245:ARG:NH1	1:T:363:PRO:O	2.47	0.48

*Continued on next page...*

*Continued from previous page...*

Atom-1	Atom-2	Interatomic distance (Å)	Clash overlap (Å)
1:A:272:TYR:HA	1:A:381:ASN:ND2	2.29	0.48
1:A:458:GLN:HG2	1:A:459:SER:H	1.79	0.48
1:B:446:ASN:HD22	1:B:446:ASN:N	2.00	0.48
1:B:735:ASN:HD22	1:H:351:PRO:HG3	1.79	0.48
1:D:286:ARG:HH12	1:D:615:GLN:HB2	1.77	0.48
1:D:519:ASN:OD1	1:D:538:HIS:HB2	2.14	0.48
1:F:245:ARG:NH1	1:F:363:PRO:O	2.47	0.48
1:G:245:ARG:NH1	1:G:363:PRO:O	2.47	0.48
1:G:288:HIS:HD2	1:G:615:GLN:CB	2.27	0.48
1:H:601:ALA:HA	1:H:605:MET:CE	2.44	0.48
1:I:285:ASN:HD21	1:I:619:TRP:N	2.01	0.48
1:I:288:HIS:HD2	1:I:615:GLN:CB	2.27	0.48
1:I:403:LEU:HD12	1:I:403:LEU:N	2.29	0.48
1:I:613:TYR:HA	1:I:727:ILE:O	2.14	0.48
1:J:502:PRO:HG2	1:O:446:ASN:C	2.34	0.48
1:J:613:TYR:HA	1:J:727:ILE:O	2.14	0.48
1:K:422:SER:HB2	1:K:730:ARG:HH21	1.78	0.48
1:N:613:TYR:HA	1:N:727:ILE:O	2.14	0.48
1:O:288:HIS:HD2	1:O:615:GLN:CB	2.27	0.48
1:O:519:ASN:OD1	1:O:538:HIS:HB2	2.14	0.48
1:P:240:ILE:N	1:P:240:ILE:HD12	2.28	0.48
1:P:422:SER:HB2	1:P:730:ARG:HH21	1.78	0.48
1:Q:245:ARG:NH1	1:Q:363:PRO:O	2.47	0.48
1:R:245:ARG:NH1	1:R:363:PRO:O	2.47	0.48
1:R:318:ILE:O	1:R:405:THR:HG23	2.13	0.48
1:S:239:VAL:CG1	1:S:685:TRP:HB2	2.44	0.48
1:T:447:ARG:HB2	1:T:462:LEU:HB2	1.96	0.48
1:C:245:ARG:NH1	1:C:363:PRO:O	2.47	0.48
1:C:421:HIS:CD2	1:C:729:THR:HG21	2.49	0.48
1:F:239:VAL:CG1	1:F:685:TRP:HB2	2.44	0.48
1:F:475:ALA:HA	1:P:519:ASN:HD22	1.78	0.48
1:F:519:ASN:OD1	1:F:538:HIS:HB2	2.14	0.48
1:H:245:ARG:NH1	1:H:363:PRO:O	2.47	0.48
1:H:421:HIS:CD2	1:H:729:THR:HG21	2.49	0.48
1:I:245:ARG:NH1	1:I:363:PRO:O	2.47	0.48
1:I:532:GLU:OE2	1:I:562:ASP:OD2	2.32	0.48
1:K:532:GLU:OE2	1:K:562:ASP:OD2	2.32	0.48
1:K:601:ALA:HA	1:K:605:MET:CE	2.43	0.48
1:L:240:ILE:HD12	1:L:240:ILE:N	2.29	0.48
1:L:379:THR:HG21	1:L:391:SER:N	2.25	0.48
1:M:227:ASN:ND2	1:N:402:MET:H	2.12	0.48

*Continued on next page...*

*Continued from previous page...*

Atom-1	Atom-2	Interatomic distance (Å)	Clash overlap (Å)
1:O:245:ARG:NH1	1:O:363:PRO:O	2.47	0.48
1:O:285:ASN:HD21	1:O:619:TRP:N	2.01	0.48
1:O:524:MET:CE	1:O:573:ALA:HA	2.42	0.48
1:P:245:ARG:NH1	1:P:363:PRO:O	2.47	0.48
1:P:272:TYR:HA	1:P:381:ASN:ND2	2.29	0.48
1:Q:240:ILE:HD12	1:Q:240:ILE:N	2.29	0.48
1:Q:318:ILE:O	1:Q:405:THR:HG23	2.13	0.48
1:R:602:LEU:N	1:R:605:MET:HE2	2.22	0.48
1:S:421:HIS:CD2	1:S:729:THR:HG21	2.49	0.48
1:B:382:ASN:ND2	1:N:707:LYS:HD3	2.29	0.47
1:C:279:TRP:CE3	1:C:648:MET:HB3	2.49	0.47
1:E:279:TRP:CE3	1:E:648:MET:HB3	2.49	0.47
1:E:421:HIS:CD2	1:E:729:THR:HG21	2.49	0.47
1:F:279:TRP:CE3	1:F:648:MET:HB3	2.49	0.47
1:F:699:ILE:HD11	1:P:389:ARG:HE	1.78	0.47
1:H:403:LEU:HD12	1:H:403:LEU:N	2.29	0.47
1:I:318:ILE:O	1:I:405:THR:HG23	2.13	0.47
1:I:388:GLY:HA3	1:R:705:TYR:HA	1.96	0.47
1:I:421:HIS:CD2	1:I:729:THR:HG21	2.49	0.47
1:J:369:VAL:HG11	1:M:655:PRO:HG3	1.96	0.47
1:J:519:ASN:OD1	1:J:538:HIS:HB2	2.14	0.47
1:K:239:VAL:CG1	1:K:685:TRP:HB2	2.44	0.47
1:K:613:TYR:HA	1:K:727:ILE:O	2.14	0.47
1:L:519:ASN:OD1	1:L:538:HIS:HB2	2.14	0.47
1:M:279:TRP:CE3	1:M:648:MET:HB3	2.49	0.47
1:O:303:ASN:O	1:O:423:SER:HB2	2.14	0.47
1:P:458:GLN:HG2	1:P:459:SER:H	1.79	0.47
1:P:601:ALA:HA	1:P:605:MET:CE	2.43	0.47
1:Q:422:SER:HB2	1:Q:730:ARG:HH21	1.78	0.47
1:R:388:GLY:HA3	1:T:705:TYR:HA	1.95	0.47
1:S:285:ASN:HD21	1:S:619:TRP:N	2.01	0.47
1:S:303:ASN:O	1:S:423:SER:HB2	2.14	0.47
1:S:613:TYR:HA	1:S:727:ILE:O	2.14	0.47
1:T:279:TRP:CE3	1:T:648:MET:HB3	2.49	0.47
1:A:240:ILE:HD12	1:A:240:ILE:N	2.29	0.47
1:A:441:TYR:CD2	1:C:286:ARG:NH2	2.82	0.47
1:A:613:TYR:HA	1:A:727:ILE:O	2.14	0.47
1:B:601:ALA:HB3	1:H:601:ALA:HB3	1.96	0.47
1:C:519:ASN:OD1	1:C:538:HIS:HB2	2.14	0.47
1:D:245:ARG:NH1	1:D:363:PRO:O	2.47	0.47
1:D:613:TYR:HA	1:D:727:ILE:O	2.14	0.47

*Continued on next page...*

*Continued from previous page...*

Atom-1	Atom-2	Interatomic distance (Å)	Clash overlap (Å)
1:E:239:VAL:CG1	1:E:685:TRP:HB2	2.44	0.47
1:E:288:HIS:HD2	1:E:615:GLN:CB	2.27	0.47
1:E:524:MET:CE	1:E:573:ALA:HA	2.42	0.47
1:F:570:ASN:ND2	1:F:607:TRP:HB2	2.25	0.47
1:G:279:TRP:CE3	1:G:648:MET:HB3	2.49	0.47
1:H:288:HIS:HD2	1:H:615:GLN:CB	2.27	0.47
1:I:239:VAL:CG1	1:I:685:TRP:HB2	2.44	0.47
1:I:240:ILE:HD12	1:I:240:ILE:N	2.28	0.47
1:I:519:ASN:HD22	1:Q:475:ALA:CB	2.27	0.47
1:L:303:ASN:O	1:L:423:SER:HB2	2.15	0.47
1:L:403:LEU:HD12	1:L:403:LEU:N	2.29	0.47
1:L:613:TYR:HA	1:L:727:ILE:O	2.14	0.47
1:M:288:HIS:HD2	1:M:615:GLN:CB	2.27	0.47
1:M:318:ILE:O	1:M:405:THR:HG23	2.13	0.47
1:M:405:THR:HG21	1:N:337:THR:HG22	1.96	0.47
1:M:613:TYR:HA	1:M:727:ILE:O	2.14	0.47
1:M:629:PHE:O	1:M:631:PRO:HD3	2.15	0.47
1:N:483:CYS:SG	1:N:577:TYR:HB2	2.55	0.47
1:O:272:TYR:HA	1:O:381:ASN:ND2	2.29	0.47
1:O:532:GLU:OE2	1:O:562:ASP:OD2	2.32	0.47
1:P:519:ASN:OD1	1:P:538:HIS:HB2	2.14	0.47
1:R:272:TYR:HA	1:R:381:ASN:ND2	2.29	0.47
1:S:245:ARG:NH1	1:S:363:PRO:O	2.47	0.47
1:S:245:ARG:HE	1:S:366:PRO:HA	1.77	0.47
1:S:272:TYR:HA	1:S:381:ASN:ND2	2.29	0.47
1:S:458:GLN:HG2	1:S:459:SER:H	1.79	0.47
1:T:240:ILE:HD12	1:T:240:ILE:N	2.29	0.47
1:T:458:GLN:HG2	1:T:459:SER:H	1.79	0.47
1:A:483:CYS:SG	1:A:577:TYR:HB2	2.55	0.47
1:B:318:ILE:O	1:B:405:THR:HG23	2.13	0.47
1:B:532:GLU:OE2	1:B:562:ASP:OD2	2.32	0.47
1:C:458:GLN:HG2	1:C:459:SER:H	1.79	0.47
1:C:570:ASN:ND2	1:C:607:TRP:HB2	2.25	0.47
1:C:580:VAL:HG22	1:D:484:TYR:CZ	2.48	0.47
1:D:239:VAL:CG1	1:D:685:TRP:HB2	2.44	0.47
1:D:246:THR:HB	1:D:369:VAL:HG22	1.97	0.47
1:D:629:PHE:O	1:D:631:PRO:HD3	2.14	0.47
1:E:245:ARG:NH1	1:E:363:PRO:O	2.47	0.47
1:E:458:GLN:HG2	1:E:459:SER:H	1.79	0.47
1:E:613:TYR:HA	1:E:727:ILE:O	2.15	0.47
1:F:629:PHE:O	1:F:631:PRO:HD3	2.15	0.47

*Continued on next page...*

*Continued from previous page...*

Atom-1	Atom-2	Interatomic distance (Å)	Clash overlap (Å)
1:H:303:ASN:O	1:H:423:SER:HB2	2.14	0.47
1:I:458:GLN:HG2	1:I:459:SER:H	1.79	0.47
1:I:483:CYS:SG	1:I:577:TYR:HB2	2.55	0.47
1:J:245:ARG:NH1	1:J:363:PRO:O	2.47	0.47
1:J:272:TYR:HA	1:J:381:ASN:ND2	2.29	0.47
1:K:303:ASN:O	1:K:423:SER:HB2	2.15	0.47
1:L:288:HIS:HD2	1:L:615:GLN:HA	1.78	0.47
1:N:532:GLU:OE2	1:N:562:ASP:OD2	2.32	0.47
1:O:421:HIS:CD2	1:O:729:THR:HG21	2.49	0.47
1:P:288:HIS:HD2	1:P:615:GLN:CB	2.27	0.47
1:Q:239:VAL:CG1	1:Q:685:TRP:HB2	2.44	0.47
1:Q:629:PHE:O	1:Q:631:PRO:HD3	2.15	0.47
1:R:279:TRP:CE3	1:R:648:MET:HB3	2.49	0.47
1:T:483:CYS:SG	1:T:577:TYR:HB2	2.55	0.47
1:T:629:PHE:O	1:T:631:PRO:HD3	2.15	0.47
1:A:279:TRP:CE3	1:A:648:MET:HB3	2.49	0.47
1:B:288:HIS:HD2	1:B:615:GLN:CB	2.27	0.47
1:B:629:PHE:O	1:B:631:PRO:HD3	2.15	0.47
1:C:246:THR:HB	1:C:369:VAL:HG22	1.97	0.47
1:C:613:TYR:HA	1:C:727:ILE:O	2.14	0.47
1:E:422:SER:HB2	1:E:730:ARG:HH21	1.78	0.47
1:E:443:TYR:CE2	1:Q:544:GLY:HA3	2.49	0.47
1:E:483:CYS:HB2	1:E:524:MET:CE	2.39	0.47
1:F:699:ILE:HD11	1:P:389:ARG:CZ	2.44	0.47
1:G:519:ASN:OD1	1:G:538:HIS:HB2	2.14	0.47
1:H:245:ARG:HE	1:H:366:PRO:HA	1.77	0.47
1:H:532:GLU:OE2	1:H:562:ASP:OD2	2.32	0.47
1:J:239:VAL:CG1	1:J:685:TRP:HB2	2.43	0.47
1:J:288:HIS:HD2	1:J:615:GLN:CB	2.27	0.47
1:K:570:ASN:ND2	1:K:607:TRP:HB2	2.25	0.47
1:M:272:TYR:HA	1:M:381:ASN:ND2	2.29	0.47
1:M:303:ASN:O	1:M:423:SER:HB2	2.14	0.47
1:M:421:HIS:CD2	1:M:729:THR:HG21	2.49	0.47
1:P:288:HIS:HD2	1:P:615:GLN:HA	1.78	0.47
1:P:303:ASN:O	1:P:423:SER:HB2	2.14	0.47
1:P:447:ARG:HB2	1:P:462:LEU:HB2	1.95	0.47
1:P:613:TYR:HA	1:P:727:ILE:O	2.14	0.47
1:P:629:PHE:O	1:P:631:PRO:HD3	2.15	0.47
1:Q:458:GLN:HG2	1:Q:459:SER:H	1.79	0.47
1:T:288:HIS:HD2	1:T:615:GLN:HA	1.78	0.47
1:B:257:TYR:O	1:N:719:GLY:HA2	2.15	0.47

*Continued on next page...*

*Continued from previous page...*

Atom-1	Atom-2	Interatomic distance (Å)	Clash overlap (Å)
1:C:532:GLU:OE2	1:C:562:ASP:OD2	2.33	0.47
1:D:288:HIS:HD2	1:D:615:GLN:CB	2.27	0.47
1:D:303:ASN:O	1:D:423:SER:HB2	2.15	0.47
1:E:483:CYS:SG	1:E:577:TYR:HB2	2.55	0.47
1:F:303:ASN:O	1:F:423:SER:HB2	2.15	0.47
1:G:458:GLN:HG2	1:G:459:SER:H	1.79	0.47
1:G:601:ALA:HA	1:G:605:MET:CE	2.44	0.47
1:H:519:ASN:OD1	1:H:538:HIS:HB2	2.14	0.47
1:H:601:ALA:HA	1:H:605:MET:HE1	1.96	0.47
1:I:272:TYR:HA	1:I:381:ASN:ND2	2.29	0.47
1:I:422:SER:HB2	1:I:730:ARG:HH21	1.78	0.47
1:J:279:TRP:CE3	1:J:648:MET:HB3	2.49	0.47
1:K:240:ILE:HD12	1:K:240:ILE:N	2.29	0.47
1:K:318:ILE:O	1:K:405:THR:HG23	2.13	0.47
1:K:403:LEU:HD12	1:K:403:LEU:N	2.29	0.47
1:L:629:PHE:O	1:L:631:PRO:HD3	2.15	0.47
1:N:279:TRP:CE3	1:N:648:MET:HB3	2.49	0.47
1:O:602:LEU:N	1:O:605:MET:HE2	2.22	0.47
1:P:421:HIS:CD2	1:P:729:THR:HG21	2.49	0.47
1:Q:483:CYS:SG	1:Q:577:TYR:HB2	2.55	0.47
1:R:447:ARG:HB2	1:R:462:LEU:HB2	1.95	0.47
1:R:483:CYS:SG	1:R:577:TYR:HB2	2.54	0.47
1:S:532:GLU:OE2	1:S:562:ASP:OD2	2.33	0.47
1:T:239:VAL:CG1	1:T:685:TRP:HB2	2.44	0.47
1:T:246:THR:HB	1:T:369:VAL:HG22	1.97	0.47
1:A:239:VAL:CG1	1:A:685:TRP:HB2	2.44	0.47
1:A:379:THR:HG21	1:A:391:SER:N	2.25	0.47
1:A:421:HIS:CD2	1:A:729:THR:HG21	2.49	0.47
1:C:272:TYR:HA	1:C:381:ASN:ND2	2.29	0.47
1:C:483:CYS:SG	1:C:577:TYR:HB2	2.55	0.47
1:D:313:PHE:HB3	1:D:411:PHE:HB3	1.97	0.47
1:D:483:CYS:SG	1:D:577:TYR:HB2	2.55	0.47
1:F:245:ARG:HE	1:F:366:PRO:HA	1.77	0.47
1:G:272:TYR:HA	1:G:381:ASN:ND2	2.29	0.47
1:I:313:PHE:HB3	1:I:411:PHE:HB3	1.97	0.47
1:I:353:VAL:H	1:I:646:GLN:HE22	1.58	0.47
1:I:379:THR:HG21	1:I:391:SER:N	2.25	0.47
1:I:601:ALA:HA	1:I:605:MET:CE	2.43	0.47
1:J:422:SER:HB2	1:J:730:ARG:HH21	1.78	0.47
1:J:483:CYS:SG	1:J:577:TYR:HB2	2.55	0.47
1:J:629:PHE:O	1:J:631:PRO:HD3	2.15	0.47

*Continued on next page...*

*Continued from previous page...*

Atom-1	Atom-2	Interatomic distance (Å)	Clash overlap (Å)
1:K:288:HIS:HD2	1:K:615:GLN:CB	2.27	0.47
1:K:629:PHE:O	1:K:631:PRO:HD3	2.15	0.47
1:M:532:GLU:OE2	1:M:562:ASP:OD2	2.33	0.47
1:N:601:ALA:HA	1:N:605:MET:CE	2.43	0.47
1:P:246:THR:HB	1:P:369:VAL:HG22	1.97	0.47
1:P:279:TRP:CE3	1:P:648:MET:HB3	2.50	0.47
1:P:483:CYS:SG	1:P:577:TYR:HB2	2.55	0.47
1:Q:303:ASN:O	1:Q:423:SER:HB2	2.15	0.47
1:Q:613:TYR:HA	1:Q:727:ILE:O	2.14	0.47
1:R:613:TYR:HA	1:R:727:ILE:O	2.14	0.47
1:T:318:ILE:O	1:T:405:THR:HG23	2.13	0.47
1:A:303:ASN:O	1:A:423:SER:HB2	2.15	0.47
1:A:532:GLU:OE2	1:A:562:ASP:OD2	2.32	0.47
1:A:629:PHE:O	1:A:631:PRO:HD3	2.15	0.47
1:C:239:VAL:CG1	1:C:685:TRP:HB2	2.44	0.47
1:C:428:GLN:NE2	1:D:351:PRO:HB3	2.30	0.47
1:D:388:GLY:HA3	1:O:705:TYR:HA	1.96	0.47
1:D:421:HIS:CD2	1:D:729:THR:HG21	2.49	0.47
1:D:532:GLU:OE2	1:D:562:ASP:OD2	2.33	0.47
1:E:272:TYR:HA	1:E:381:ASN:ND2	2.29	0.47
1:F:288:HIS:HD2	1:F:615:GLN:CB	2.27	0.47
1:F:399:PRO:HG3	1:G:231:ASP:HB2	1.97	0.47
1:F:403:LEU:HD12	1:F:403:LEU:N	2.29	0.47
1:F:421:HIS:CD2	1:F:729:THR:HG21	2.49	0.47
1:F:501:PHE:N	1:F:502:PRO:CD	2.73	0.47
1:F:532:GLU:OE2	1:F:562:ASP:OD2	2.32	0.47
1:F:608:GLN:HA	1:P:626:ASP:HB2	1.96	0.47
1:F:613:TYR:HA	1:F:727:ILE:O	2.15	0.47
1:G:303:ASN:O	1:G:423:SER:HB2	2.15	0.47
1:G:313:PHE:HB3	1:G:411:PHE:HB3	1.97	0.47
1:H:483:CYS:SG	1:H:577:TYR:HB2	2.55	0.47
1:I:519:ASN:OD1	1:I:538:HIS:HB2	2.14	0.47
1:K:421:HIS:CD2	1:K:729:THR:HG21	2.50	0.47
1:K:705:TYR:HA	1:S:388:GLY:HA3	1.96	0.47
1:L:245:ARG:NH1	1:L:363:PRO:O	2.47	0.47
1:L:440:GLN:HE22	1:L:474:GLN:HB3	1.80	0.47
1:L:483:CYS:SG	1:L:577:TYR:HB2	2.55	0.47
1:L:570:ASN:ND2	1:L:607:TRP:HB2	2.25	0.47
1:L:601:ALA:HA	1:L:605:MET:CE	2.44	0.47
1:M:246:THR:HB	1:M:369:VAL:HG22	1.97	0.47
1:N:245:ARG:NH1	1:N:363:PRO:O	2.47	0.47

*Continued on next page...*

*Continued from previous page...*

Atom-1	Atom-2	Interatomic distance (Å)	Clash overlap (Å)
1:N:272:TYR:HA	1:N:381:ASN:ND2	2.29	0.47
1:N:519:ASN:OD1	1:N:538:HIS:HB2	2.14	0.47
1:O:239:VAL:CG1	1:O:685:TRP:HB2	2.44	0.47
1:Q:285:ASN:HD21	1:Q:619:TRP:N	2.01	0.47
1:Q:288:HIS:HD2	1:Q:615:GLN:CB	2.27	0.47
1:Q:702:THR:CB	1:R:700:GLN:H	2.26	0.47
1:R:288:HIS:HD2	1:R:615:GLN:CB	2.27	0.47
1:R:303:ASN:O	1:R:423:SER:HB2	2.15	0.47
1:R:421:HIS:CD2	1:R:729:THR:HG21	2.49	0.47
1:R:438:ILE:HD12	1:S:662:PHE:CD2	2.49	0.47
1:R:629:PHE:O	1:R:631:PRO:HD3	2.15	0.47
1:S:288:HIS:HD2	1:S:615:GLN:CB	2.27	0.47
1:S:318:ILE:O	1:S:405:THR:HG23	2.13	0.47
1:S:422:SER:HB2	1:S:730:ARG:HH21	1.78	0.47
1:T:288:HIS:HD2	1:T:615:GLN:CB	2.27	0.47
1:T:421:HIS:CD2	1:T:729:THR:HG21	2.49	0.47
1:A:475:ALA:HA	1:C:519:ASN:HD22	1.78	0.47
1:B:246:THR:HB	1:B:369:VAL:HG22	1.97	0.47
1:B:279:TRP:CE3	1:B:648:MET:HB3	2.49	0.47
1:B:735:ASN:ND2	1:H:351:PRO:HG3	2.30	0.47
1:C:303:ASN:O	1:C:423:SER:HB2	2.15	0.47
1:C:601:ALA:HB3	1:D:601:ALA:HB3	1.96	0.47
1:C:629:PHE:O	1:C:631:PRO:HD3	2.15	0.47
1:C:697:PRO:HD3	1:O:293:PRO:HB2	1.97	0.47
1:F:603:PRO:HA	1:P:629:PHE:HD2	1.79	0.47
1:F:702:THR:HB	1:I:700:GLN:H	1.80	0.47
1:G:421:HIS:CD2	1:G:729:THR:HG21	2.49	0.47
1:G:629:PHE:O	1:G:631:PRO:HD3	2.15	0.47
1:H:313:PHE:HB3	1:H:411:PHE:HB3	1.97	0.47
1:H:613:TYR:HA	1:H:727:ILE:O	2.15	0.47
1:J:313:PHE:HB3	1:J:411:PHE:HB3	1.97	0.47
1:K:272:TYR:HA	1:K:381:ASN:ND2	2.29	0.47
1:K:279:TRP:CE3	1:K:648:MET:HB3	2.49	0.47
1:L:246:THR:HB	1:L:369:VAL:HG22	1.97	0.47
1:L:279:TRP:CE3	1:L:648:MET:HB3	2.49	0.47
1:M:422:SER:HB2	1:M:730:ARG:HH21	1.78	0.47
1:M:601:ALA:HA	1:M:605:MET:HE1	1.96	0.47
1:O:313:PHE:HB3	1:O:411:PHE:HB3	1.97	0.47
1:O:403:LEU:N	1:O:403:LEU:HD12	2.29	0.47
1:O:629:PHE:O	1:O:631:PRO:HD3	2.15	0.47
1:P:734:ARG:HG2	1:P:735:ASN:N	2.30	0.47

*Continued on next page...*



*Continued from previous page...*

Atom-1	Atom-2	Interatomic distance (Å)	Clash overlap (Å)
1:S:519:ASN:OD1	1:S:538:HIS:HB2	2.14	0.47
1:B:421:HIS:CD2	1:B:729:THR:HG21	2.49	0.47
1:B:613:TYR:HA	1:B:727:ILE:O	2.14	0.47
1:B:734:ARG:HG2	1:B:735:ASN:N	2.30	0.47
1:C:313:PHE:HB3	1:C:411:PHE:HB3	1.97	0.47
1:C:440:GLN:HE22	1:C:474:GLN:HB3	1.80	0.47
1:D:422:SER:HB2	1:D:730:ARG:HH21	1.78	0.47
1:F:246:THR:HB	1:F:369:VAL:HG22	1.97	0.47
1:G:246:THR:HB	1:G:369:VAL:HG22	1.97	0.47
1:G:524:MET:CE	1:G:573:ALA:HA	2.42	0.47
1:G:532:GLU:OE2	1:G:562:ASP:OD2	2.33	0.47
1:G:613:TYR:HA	1:G:727:ILE:O	2.14	0.47
1:H:279:TRP:CE3	1:H:648:MET:HB3	2.49	0.47
1:I:279:TRP:CE3	1:I:648:MET:HB3	2.49	0.47
1:I:447:ARG:HB2	1:I:462:LEU:HB2	1.95	0.47
1:J:389:ARG:HE	1:O:699:ILE:HD11	1.80	0.47
1:J:519:ASN:HD22	1:O:475:ALA:CB	2.28	0.47
1:K:483:CYS:SG	1:K:577:TYR:HB2	2.55	0.47
1:L:421:HIS:CD2	1:L:729:THR:HG21	2.49	0.47
1:L:532:GLU:OE2	1:L:562:ASP:OD2	2.33	0.47
1:M:519:ASN:OD1	1:M:538:HIS:HB2	2.14	0.47
1:P:313:PHE:HB3	1:P:411:PHE:HB3	1.97	0.47
1:A:288:HIS:HD2	1:A:615:GLN:CB	2.27	0.47
1:A:399:PRO:HG3	1:E:231:ASP:HB2	1.97	0.47
1:B:441:TYR:CD2	1:H:286:ARG:NH2	2.82	0.47
1:B:447:ARG:HB2	1:B:462:LEU:HB2	1.95	0.47
1:D:279:TRP:CE3	1:D:648:MET:HB3	2.49	0.47
1:D:285:ASN:HD21	1:D:619:TRP:N	2.01	0.47
1:D:602:LEU:N	1:D:605:MET:HE2	2.22	0.47
1:E:303:ASN:O	1:E:423:SER:HB2	2.15	0.47
1:E:519:ASN:OD1	1:E:538:HIS:HB2	2.14	0.47
1:F:439:ASP:O	1:P:359:GLN:HG3	2.14	0.47
1:F:440:GLN:HE22	1:F:474:GLN:HB3	1.80	0.47
1:I:351:PRO:HG3	1:Q:735:ASN:ND2	2.30	0.47
1:I:389:ARG:NE	1:Q:699:ILE:HD11	2.30	0.47
1:J:715:VAL:HG21	1:M:257:TYR:HB3	1.97	0.47
1:M:245:ARG:NH1	1:M:363:PRO:O	2.47	0.47
1:N:288:HIS:HD2	1:N:615:GLN:CB	2.27	0.47
1:N:447:ARG:HB2	1:N:462:LEU:HB2	1.95	0.47
1:P:285:ASN:HD21	1:P:619:TRP:N	2.01	0.47
1:P:440:GLN:HE22	1:P:474:GLN:HB3	1.80	0.47

*Continued on next page...*

*Continued from previous page...*

Atom-1	Atom-2	Interatomic distance (Å)	Clash overlap (Å)
1:Q:246:THR:HB	1:Q:369:VAL:HG22	1.97	0.47
1:Q:421:HIS:CD2	1:Q:729:THR:HG21	2.49	0.47
1:R:734:ARG:HG2	1:R:735:ASN:N	2.30	0.47
1:C:288:HIS:HD2	1:C:615:GLN:CB	2.27	0.46
1:F:483:CYS:SG	1:F:577:TYR:HB2	2.55	0.46
1:I:303:ASN:O	1:I:423:SER:HB2	2.15	0.46
1:J:532:GLU:OE2	1:J:562:ASP:OD2	2.33	0.46
1:K:313:PHE:HB3	1:K:411:PHE:HB3	1.97	0.46
1:N:303:ASN:O	1:N:423:SER:HB2	2.15	0.46
1:N:734:ARG:HG2	1:N:735:ASN:N	2.30	0.46
1:O:734:ARG:HG2	1:O:735:ASN:N	2.30	0.46
1:R:246:THR:HB	1:R:369:VAL:HG22	1.97	0.46
1:R:532:GLU:OE2	1:R:562:ASP:OD2	2.32	0.46
1:S:379:THR:HG21	1:S:391:SER:N	2.25	0.46
1:T:379:THR:HG21	1:T:391:SER:N	2.24	0.46
1:A:389:ARG:HE	1:D:699:ILE:HD11	1.80	0.46
1:A:519:ASN:OD1	1:A:538:HIS:HB2	2.14	0.46
1:B:303:ASN:O	1:B:423:SER:HB2	2.15	0.46
1:B:483:CYS:SG	1:B:577:TYR:HB2	2.55	0.46
1:D:734:ARG:HG2	1:D:735:ASN:N	2.30	0.46
1:E:532:GLU:OE2	1:E:562:ASP:OD2	2.32	0.46
1:E:734:ARG:HG2	1:E:735:ASN:N	2.30	0.46
1:K:286:ARG:NH2	1:R:441:TYR:CD2	2.84	0.46
1:K:374:GLN:NE2	1:R:437:LEU:HD23	2.30	0.46
1:N:246:THR:HB	1:N:369:VAL:HG22	1.97	0.46
1:P:446:ASN:HD22	1:P:446:ASN:N	2.00	0.46
1:R:313:PHE:HB3	1:R:411:PHE:HB3	1.97	0.46
1:S:629:PHE:O	1:S:631:PRO:HD3	2.14	0.46
1:T:519:ASN:OD1	1:T:538:HIS:HB2	2.14	0.46
1:C:607:TRP:O	1:D:625:THR:HB	2.15	0.46
1:D:700:GLN:H	1:E:702:THR:HB	1.81	0.46
1:E:629:PHE:O	1:E:631:PRO:HD3	2.15	0.46
1:G:483:CYS:SG	1:G:577:TYR:HB2	2.55	0.46
1:H:602:LEU:N	1:H:605:MET:HE2	2.20	0.46
1:K:734:ARG:HG2	1:K:735:ASN:N	2.30	0.46
1:M:483:CYS:SG	1:M:577:TYR:HB2	2.55	0.46
1:M:734:ARG:HG2	1:M:735:ASN:N	2.30	0.46
1:P:532:GLU:OE2	1:P:562:ASP:OD2	2.33	0.46
1:Q:532:GLU:OE2	1:Q:562:ASP:OD2	2.33	0.46
1:A:313:PHE:HB3	1:A:411:PHE:HB3	1.97	0.46
1:A:697:PRO:HD3	1:B:293:PRO:HB2	1.97	0.46

*Continued on next page...*

*Continued from previous page...*

Atom-1	Atom-2	Interatomic distance (Å)	Clash overlap (Å)
1:B:699:ILE:HD11	1:H:389:ARG:HE	1.80	0.46
1:C:432:ARG:HD2	1:D:378:LEU:HD13	1.98	0.46
1:F:447:ARG:HB2	1:F:462:LEU:HB2	1.95	0.46
1:I:629:PHE:O	1:I:631:PRO:HD3	2.15	0.46
1:J:246:THR:HB	1:J:369:VAL:HG22	1.97	0.46
1:K:285:ASN:HD21	1:K:619:TRP:N	2.02	0.46
1:N:524:MET:CE	1:N:573:ALA:HA	2.42	0.46
1:P:519:ASN:CB	1:P:520:PRO:CD	2.92	0.46
1:Q:313:PHE:HB3	1:Q:411:PHE:HB3	1.97	0.46
1:A:246:THR:HB	1:A:369:VAL:HG22	1.97	0.46
1:B:379:THR:HG21	1:B:391:SER:N	2.25	0.46
1:B:440:GLN:HE22	1:B:474:GLN:HB3	1.80	0.46
1:H:246:THR:HB	1:H:369:VAL:HG22	1.97	0.46
1:J:245:ARG:HE	1:J:366:PRO:HA	1.77	0.46
1:J:421:HIS:CD2	1:J:729:THR:HG21	2.49	0.46
1:J:446:ASN:HD22	1:J:446:ASN:N	2.00	0.46
1:J:734:ARG:HG2	1:J:735:ASN:N	2.30	0.46
1:N:629:PHE:O	1:N:631:PRO:HD3	2.15	0.46
1:O:279:TRP:CE3	1:O:648:MET:HB3	2.49	0.46
1:Q:279:TRP:CE3	1:Q:648:MET:HB3	2.49	0.46
1:R:519:ASN:OD1	1:R:538:HIS:HB2	2.14	0.46
1:A:544:GLY:HA3	1:D:443:TYR:CE2	2.50	0.46
1:A:734:ARG:HG2	1:A:735:ASN:N	2.30	0.46
1:C:734:ARG:HG2	1:C:735:ASN:N	2.30	0.46
1:E:246:THR:HB	1:E:369:VAL:HG22	1.97	0.46
1:J:303:ASN:O	1:J:423:SER:HB2	2.15	0.46
1:K:602:LEU:N	1:K:605:MET:HE2	2.21	0.46
1:N:313:PHE:HB3	1:N:411:PHE:HB3	1.97	0.46
1:O:483:CYS:SG	1:O:577:TYR:HB2	2.55	0.46
1:P:524:MET:CE	1:P:573:ALA:HA	2.42	0.46
1:Q:734:ARG:HG2	1:Q:735:ASN:N	2.30	0.46
1:S:313:PHE:HB3	1:S:411:PHE:HB3	1.97	0.46
1:T:613:TYR:HA	1:T:727:ILE:O	2.14	0.46
1:A:388:GLY:HA3	1:E:705:TYR:HA	1.98	0.46
1:A:405:THR:HG21	1:H:337:THR:CG2	2.46	0.46
1:C:448:THR:OG1	1:D:500:ASN:HA	2.16	0.46
1:H:734:ARG:HG2	1:H:735:ASN:N	2.30	0.46
1:I:524:MET:CE	1:I:573:ALA:HA	2.42	0.46
1:S:279:TRP:CE3	1:S:648:MET:HB3	2.49	0.46
1:S:483:CYS:SG	1:S:577:TYR:HB2	2.55	0.46
1:T:303:ASN:O	1:T:423:SER:HB2	2.15	0.46

*Continued on next page...*

*Continued from previous page...*

Atom-1	Atom-2	Interatomic distance (Å)	Clash overlap (Å)
1:A:231:ASP:HB2	1:H:399:PRO:HG3	1.96	0.46
1:B:602:LEU:N	1:B:605:MET:HE2	2.21	0.46
1:E:699:ILE:HD11	1:Q:389:ARG:NE	2.31	0.46
1:F:325:GLN:HG3	1:F:330:THR:CG2	2.46	0.46
1:H:519:ASN:CB	1:H:520:PRO:CD	2.92	0.46
1:M:325:GLN:HG3	1:M:330:THR:CG2	2.46	0.46
1:P:325:GLN:HG3	1:P:330:THR:CG2	2.46	0.46
1:Q:700:GLN:H	1:R:702:THR:HB	1.81	0.46
1:T:325:GLN:HG3	1:T:330:THR:CG2	2.46	0.46
1:T:532:GLU:OE2	1:T:562:ASP:OD2	2.32	0.46
1:B:576:GLN:HG3	1:H:510:HIS:CE1	2.51	0.46
1:D:231:ASP:HB2	1:Q:399:PRO:HG3	1.97	0.46
1:I:246:THR:HB	1:I:369:VAL:HG22	1.97	0.46
1:O:246:THR:HB	1:O:369:VAL:HG22	1.97	0.46
1:O:325:GLN:HG3	1:O:330:THR:CG2	2.46	0.46
1:R:325:GLN:HG3	1:R:330:THR:CG2	2.46	0.46
1:T:734:ARG:HG2	1:T:735:ASN:N	2.30	0.46
1:A:369:VAL:HG11	1:H:655:PRO:HG3	1.98	0.46
1:A:436:PRO:HB2	1:A:437:LEU:HD12	1.98	0.46
1:D:311:LEU:HD23	1:D:413:TYR:HB3	1.98	0.46
1:E:313:PHE:HB3	1:E:411:PHE:HB3	1.97	0.46
1:G:519:ASN:CB	1:G:520:PRO:CD	2.92	0.46
1:H:325:GLN:HG3	1:H:330:THR:CG2	2.46	0.46
1:H:629:PHE:O	1:H:631:PRO:HD3	2.15	0.46
1:K:246:THR:HB	1:K:369:VAL:HG22	1.97	0.46
1:K:440:GLN:HE22	1:K:474:GLN:HB3	1.80	0.46
1:O:436:PRO:HB2	1:O:437:LEU:HD12	1.98	0.46
1:Q:245:ARG:HE	1:Q:366:PRO:HA	1.77	0.46
1:Q:440:GLN:HE22	1:Q:474:GLN:HB3	1.80	0.46
1:S:325:GLN:HG3	1:S:330:THR:CG2	2.46	0.46
1:A:311:LEU:HD23	1:A:413:TYR:HB3	1.98	0.45
1:A:519:ASN:CB	1:A:520:PRO:CD	2.92	0.45
1:I:311:LEU:HD23	1:I:413:TYR:HB3	1.98	0.45
1:I:601:ALA:HA	1:I:605:MET:HE1	1.97	0.45
1:I:734:ARG:HG2	1:I:735:ASN:N	2.30	0.45
1:J:436:PRO:HB2	1:J:437:LEU:HD12	1.98	0.45
1:J:458:GLN:HG2	1:J:459:SER:H	1.79	0.45
1:L:313:PHE:HB3	1:L:411:PHE:HB3	1.97	0.45
1:L:734:ARG:HG2	1:L:735:ASN:N	2.30	0.45
1:M:313:PHE:HB3	1:M:411:PHE:HB3	1.97	0.45
1:O:613:TYR:HA	1:O:727:ILE:O	2.14	0.45

*Continued on next page...*

*Continued from previous page...*

Atom-1	Atom-2	Interatomic distance (Å)	Clash overlap (Å)
1:T:440:GLN:HE22	1:T:474:GLN:HB3	1.80	0.45
1:A:286:ARG:NH2	1:D:441:TYR:CD2	2.84	0.45
1:A:699:ILE:HD11	1:C:389:ARG:HE	1.80	0.45
1:E:440:GLN:HE22	1:E:474:GLN:HB3	1.80	0.45
1:G:311:LEU:HD23	1:G:413:TYR:HB3	1.98	0.45
1:G:602:LEU:N	1:G:605:MET:HE2	2.23	0.45
1:G:734:ARG:HG2	1:G:735:ASN:N	2.31	0.45
1:H:440:GLN:HE22	1:H:474:GLN:HB3	1.80	0.45
1:I:440:GLN:HE22	1:I:474:GLN:HB3	1.80	0.45
1:K:311:LEU:HD23	1:K:413:TYR:HB3	1.99	0.45
1:K:325:GLN:HG3	1:K:330:THR:CG2	2.46	0.45
1:N:446:ASN:HD22	1:N:446:ASN:N	2.00	0.45
1:R:440:GLN:HE22	1:R:474:GLN:HB3	1.80	0.45
1:S:734:ARG:HG2	1:S:735:ASN:N	2.30	0.45
1:B:313:PHE:HB3	1:B:411:PHE:HB3	1.97	0.45
1:C:365:PHE:HA	1:C:366:PRO:HD3	1.86	0.45
1:D:440:GLN:HE22	1:D:474:GLN:HB3	1.80	0.45
1:E:325:GLN:HG3	1:E:330:THR:CG2	2.46	0.45
1:F:285:ASN:HD21	1:F:619:TRP:N	2.01	0.45
1:G:436:PRO:HB2	1:G:437:LEU:HD12	1.98	0.45
1:I:325:GLN:HG3	1:I:330:THR:CG2	2.46	0.45
1:J:440:GLN:HE22	1:J:474:GLN:HB3	1.80	0.45
1:M:436:PRO:HB2	1:M:437:LEU:HD12	1.98	0.45
1:O:311:LEU:HD23	1:O:413:TYR:HB3	1.99	0.45
1:Q:311:LEU:HD23	1:Q:413:TYR:HB3	1.99	0.45
1:B:431:ASP:O	1:B:434:MET:HE3	2.17	0.45
1:E:436:PRO:HB2	1:E:437:LEU:HD12	1.99	0.45
1:G:399:PRO:HG3	1:H:231:ASP:HB2	1.99	0.45
1:J:311:LEU:HD23	1:J:413:TYR:HB3	1.99	0.45
1:M:379:THR:HG21	1:M:391:SER:N	2.25	0.45
1:Q:365:PHE:HA	1:Q:366:PRO:HD3	1.85	0.45
1:T:313:PHE:HB3	1:T:411:PHE:HB3	1.97	0.45
1:A:626:ASP:CG	1:D:422:SER:HG	2.20	0.45
1:B:396:GLU:HG3	1:N:367:ALA:HB2	1.98	0.45
1:E:663:SER:HA	1:E:664:PRO:HD3	1.81	0.45
1:B:281:TYR:CE2	1:B:373:PRO:HB2	2.52	0.45
1:B:325:GLN:HG3	1:B:330:THR:CG2	2.46	0.45
1:H:311:LEU:HD23	1:H:413:TYR:HB3	1.98	0.45
1:K:245:ARG:HE	1:K:366:PRO:HA	1.76	0.45
1:K:436:PRO:HB2	1:K:437:LEU:HD12	1.99	0.45
1:K:505:ALA:HB1	1:R:591:PRO:HB2	1.99	0.45

*Continued on next page...*

*Continued from previous page...*

Atom-1	Atom-2	Interatomic distance (Å)	Clash overlap (Å)
1:L:311:LEU:HD23	1:L:413:TYR:HB3	1.99	0.45
1:N:325:GLN:HG3	1:N:330:THR:CG2	2.47	0.45
1:N:436:PRO:HB2	1:N:437:LEU:HD12	1.99	0.45
1:P:548:THR:HG21	1:P:557:ASN:HB3	1.99	0.45
1:Q:325:GLN:HG3	1:Q:330:THR:CG2	2.46	0.45
1:S:246:THR:HB	1:S:369:VAL:HG22	1.96	0.45
1:T:311:LEU:HD23	1:T:413:TYR:HB3	1.99	0.45
1:B:475:ALA:HA	1:H:519:ASN:HD22	1.81	0.45
1:C:325:GLN:HG3	1:C:330:THR:CG2	2.46	0.45
1:C:663:SER:HA	1:C:664:PRO:HD3	1.81	0.45
1:D:281:TYR:CE2	1:D:373:PRO:HB2	2.52	0.45
1:E:311:LEU:HD23	1:E:413:TYR:HB3	1.98	0.45
1:E:378:LEU:CG	1:I:436:PRO:HG3	2.46	0.45
1:E:437:LEU:HD23	1:Q:374:GLN:NE2	2.31	0.45
1:M:311:LEU:HD23	1:M:413:TYR:HB3	1.99	0.45
1:M:570:ASN:ND2	1:M:607:TRP:HB2	2.25	0.45
1:P:650:LYS:C	1:P:650:LYS:HD3	2.38	0.45
1:B:548:THR:HG21	1:B:557:ASN:HB3	1.99	0.45
1:E:281:TYR:CE2	1:E:373:PRO:HB2	2.52	0.45
1:E:432:ARG:HH22	1:Q:514:ARG:HD3	1.80	0.45
1:E:735:ASN:HD22	1:Q:351:PRO:HG3	1.82	0.45
1:F:313:PHE:HB3	1:F:411:PHE:HB3	1.97	0.45
1:F:365:PHE:HA	1:F:366:PRO:HD3	1.86	0.45
1:F:734:ARG:HG2	1:F:735:ASN:N	2.30	0.45
1:G:325:GLN:HG3	1:G:330:THR:CG2	2.46	0.45
1:J:378:LEU:CD2	1:O:436:PRO:HG3	2.46	0.45
1:L:548:THR:HG21	1:L:557:ASN:HB3	1.99	0.45
1:M:524:MET:CE	1:M:573:ALA:HA	2.42	0.45
1:O:440:GLN:HE22	1:O:474:GLN:HB3	1.80	0.45
1:O:548:THR:HG21	1:O:557:ASN:HB3	1.99	0.45
1:O:655:PRO:HG3	1:S:369:VAL:HG11	1.99	0.45
1:A:437:LEU:HD23	1:C:374:GLN:NE2	2.32	0.45
1:A:548:THR:HG21	1:A:557:ASN:HB3	1.99	0.45
1:B:436:PRO:HG3	1:H:378:LEU:CD2	2.46	0.45
1:C:405:THR:HG21	1:J:337:THR:HG22	1.99	0.45
1:D:702:THR:HB	1:E:700:GLN:H	1.81	0.45
1:E:245:ARG:HE	1:E:366:PRO:HA	1.77	0.45
1:E:439:ASP:O	1:Q:359:GLN:HG3	2.17	0.45
1:H:436:PRO:HB2	1:H:437:LEU:HD12	1.99	0.45
1:H:650:LYS:C	1:H:650:LYS:HD3	2.38	0.45
1:J:281:TYR:CE2	1:J:373:PRO:HB2	2.52	0.45

*Continued on next page...*

*Continued from previous page...*

Atom-1	Atom-2	Interatomic distance (Å)	Clash overlap (Å)
1:J:389:ARG:NE	1:O:699:ILE:HD11	2.32	0.45
1:J:663:SER:HA	1:J:664:PRO:HD3	1.81	0.45
1:M:548:THR:HG21	1:M:557:ASN:HB3	1.99	0.45
1:Q:548:THR:HG21	1:Q:557:ASN:HB3	1.99	0.45
1:R:281:TYR:CE2	1:R:373:PRO:HB2	2.52	0.45
1:S:311:LEU:HD23	1:S:413:TYR:HB3	1.99	0.45
1:A:285:ASN:HD21	1:A:619:TRP:N	2.01	0.45
1:B:304:TRP:CZ3	1:B:732:LEU:HB3	2.39	0.45
1:B:436:PRO:HB2	1:B:437:LEU:HD12	1.98	0.45
1:E:552:ASN:ND2	1:I:446:ASN:HD21	2.15	0.45
1:F:650:LYS:C	1:F:650:LYS:HD3	2.38	0.45
1:G:655:PRO:HG3	1:H:369:VAL:HG11	1.97	0.45
1:H:663:SER:HA	1:H:664:PRO:HD3	1.81	0.45
1:K:519:ASN:HD22	1:R:475:ALA:CB	2.30	0.45
1:L:663:SER:HA	1:L:664:PRO:HD3	1.81	0.45
1:M:281:TYR:CE2	1:M:373:PRO:HB2	2.52	0.45
1:N:281:TYR:CE2	1:N:373:PRO:HB2	2.52	0.45
1:O:281:TYR:CE2	1:O:373:PRO:HB2	2.52	0.45
1:Q:436:PRO:HB2	1:Q:437:LEU:HD12	1.99	0.45
1:R:311:LEU:HD23	1:R:413:TYR:HB3	1.99	0.45
1:T:281:TYR:CE2	1:T:373:PRO:HB2	2.52	0.45
1:T:570:ASN:ND2	1:T:607:TRP:HB2	2.25	0.45
1:C:293:PRO:HB2	1:O:697:PRO:HD3	1.99	0.44
1:C:548:THR:HG21	1:C:557:ASN:HB3	1.99	0.44
1:F:436:PRO:HB2	1:F:437:LEU:HD12	1.99	0.44
1:F:548:THR:HG21	1:F:557:ASN:HB3	1.99	0.44
1:H:342:VAL:HG22	1:H:649:ILE:HD13	2.00	0.44
1:I:304:TRP:HA	1:I:304:TRP:CE3	2.52	0.44
1:J:325:GLN:HG3	1:J:330:THR:CG2	2.46	0.44
1:M:657:ASN:HD22	1:M:657:ASN:HA	1.62	0.44
1:O:304:TRP:CE3	1:O:304:TRP:HA	2.53	0.44
1:O:342:VAL:HG22	1:O:649:ILE:HD13	1.99	0.44
1:P:436:PRO:HB2	1:P:437:LEU:HD12	1.99	0.44
1:Q:249:LEU:HD21	1:Q:650:LYS:HA	1.99	0.44
1:T:249:LEU:HD21	1:T:650:LYS:HA	2.00	0.44
1:B:388:GLY:HA3	1:N:705:TYR:HA	1.99	0.44
1:B:446:ASN:HD21	1:H:552:ASN:ND2	2.15	0.44
1:C:311:LEU:HD23	1:C:413:TYR:HB3	1.99	0.44
1:D:342:VAL:HG22	1:D:649:ILE:HD13	1.99	0.44
1:D:570:ASN:ND2	1:D:607:TRP:HB2	2.25	0.44
1:D:650:LYS:HD3	1:D:650:LYS:C	2.37	0.44

*Continued on next page...*

*Continued from previous page...*

Atom-1	Atom-2	Interatomic distance (Å)	Clash overlap (Å)
1:E:650:LYS:C	1:E:650:LYS:HD3	2.38	0.44
1:F:304:TRP:HA	1:F:304:TRP:CE3	2.52	0.44
1:F:463:PHE:CE2	1:P:555:LEU:HA	2.52	0.44
1:G:440:GLN:HE22	1:G:474:GLN:HB3	1.80	0.44
1:K:502:PRO:HG2	1:R:446:ASN:C	2.37	0.44
1:K:514:ARG:HD3	1:R:432:ARG:HH22	1.81	0.44
1:K:524:MET:CE	1:K:573:ALA:HA	2.42	0.44
1:K:650:LYS:C	1:K:650:LYS:HD3	2.38	0.44
1:L:325:GLN:HG3	1:L:330:THR:CG2	2.46	0.44
1:N:602:LEU:N	1:N:605:MET:HE2	2.22	0.44
1:O:249:LEU:HD21	1:O:650:LYS:HA	2.00	0.44
1:O:435:ASN:HA	1:O:436:PRO:HD3	1.87	0.44
1:O:650:LYS:HD3	1:O:650:LYS:C	2.38	0.44
1:P:281:TYR:CE2	1:P:373:PRO:HB2	2.52	0.44
1:R:342:VAL:HG22	1:R:649:ILE:HD13	2.00	0.44
1:A:222:GLY:O	1:H:405:THR:O	2.36	0.44
1:A:249:LEU:HD21	1:A:650:LYS:HA	1.99	0.44
1:A:304:TRP:HA	1:A:304:TRP:CE3	2.53	0.44
1:A:325:GLN:HG3	1:A:330:THR:CG2	2.46	0.44
1:A:389:ARG:NH2	1:D:699:ILE:HD11	2.32	0.44
1:A:650:LYS:HD3	1:A:650:LYS:C	2.38	0.44
1:B:714:THR:HG21	1:C:275:TYR:CZ	2.52	0.44
1:C:367:ALA:HB2	1:J:396:GLU:HG3	2.00	0.44
1:D:249:LEU:HD21	1:D:650:LYS:HA	1.99	0.44
1:D:436:PRO:HB2	1:D:437:LEU:HD12	1.98	0.44
1:E:288:HIS:CD2	1:E:615:GLN:HA	2.53	0.44
1:F:288:HIS:CD2	1:F:615:GLN:HA	2.53	0.44
1:F:463:PHE:HE2	1:P:555:LEU:HA	1.83	0.44
1:G:304:TRP:CE3	1:G:304:TRP:HA	2.52	0.44
1:H:304:TRP:HA	1:H:304:TRP:CE3	2.53	0.44
1:L:281:TYR:CE2	1:L:373:PRO:HB2	2.52	0.44
1:L:369:VAL:HG11	1:T:655:PRO:HG3	1.99	0.44
1:M:440:GLN:HE22	1:M:474:GLN:HB3	1.80	0.44
1:M:488:ARG:HB2	1:M:574:THR:HB	2.00	0.44
1:M:663:SER:HA	1:M:664:PRO:HD3	1.81	0.44
1:S:342:VAL:HG22	1:S:649:ILE:HD13	2.00	0.44
1:B:249:LEU:HD21	1:B:650:LYS:HA	2.00	0.44
1:B:650:LYS:C	1:B:650:LYS:HD3	2.38	0.44
1:C:699:ILE:HD11	1:D:389:ARG:HE	1.83	0.44
1:D:325:GLN:HG3	1:D:330:THR:CG2	2.46	0.44
1:E:438:ILE:HD12	1:K:662:PHE:CD2	2.53	0.44

*Continued on next page...*



*Continued from previous page...*

Atom-1	Atom-2	Interatomic distance (Å)	Clash overlap (Å)
1:I:488:ARG:HB2	1:I:574:THR:HB	2.00	0.44
1:I:548:THR:HG21	1:I:557:ASN:HB3	1.99	0.44
1:J:304:TRP:CE3	1:J:304:TRP:HA	2.53	0.44
1:K:286:ARG:NH2	1:R:441:TYR:CG	2.81	0.44
1:L:650:LYS:HD3	1:L:650:LYS:C	2.37	0.44
1:N:650:LYS:C	1:N:650:LYS:HD3	2.38	0.44
1:P:249:LEU:HD21	1:P:650:LYS:HA	1.99	0.44
1:R:245:ARG:HE	1:R:366:PRO:HA	1.77	0.44
1:R:249:LEU:HD21	1:R:650:LYS:HA	2.00	0.44
1:A:342:VAL:HG22	1:A:649:ILE:HD13	2.00	0.44
1:B:304:TRP:CE3	1:B:304:TRP:HA	2.53	0.44
1:C:304:TRP:HA	1:C:304:TRP:CE3	2.53	0.44
1:C:735:ASN:HD22	1:D:351:PRO:HG3	1.83	0.44
1:D:288:HIS:CD2	1:D:615:GLN:HA	2.53	0.44
1:E:389:ARG:NE	1:I:699:ILE:HD11	2.32	0.44
1:E:548:THR:HG21	1:E:557:ASN:HB3	1.99	0.44
1:F:249:LEU:HD21	1:F:650:LYS:HA	2.00	0.44
1:F:281:TYR:CE2	1:F:373:PRO:HB2	2.52	0.44
1:F:446:ASN:C	1:P:502:PRO:HG2	2.38	0.44
1:F:488:ARG:HB2	1:F:574:THR:HB	2.00	0.44
1:G:281:TYR:CE2	1:G:373:PRO:HB2	2.52	0.44
1:H:281:TYR:CE2	1:H:373:PRO:HB2	2.52	0.44
1:H:658:PRO:HA	1:H:659:PRO:HD3	1.81	0.44
1:I:436:PRO:HB2	1:I:437:LEU:HD12	1.98	0.44
1:I:519:ASN:HD22	1:Q:475:ALA:HA	1.83	0.44
1:J:285:ASN:HD21	1:J:619:TRP:N	2.01	0.44
1:J:548:THR:HG21	1:J:557:ASN:HB3	1.99	0.44
1:L:304:TRP:HA	1:L:304:TRP:CE3	2.53	0.44
1:L:715:VAL:HG21	1:T:257:TYR:HB3	1.99	0.44
1:M:342:VAL:HG22	1:M:649:ILE:HD13	2.00	0.44
1:N:548:THR:HG21	1:N:557:ASN:HB3	1.99	0.44
1:P:488:ARG:HB2	1:P:574:THR:HB	2.00	0.44
1:S:281:TYR:CE2	1:S:373:PRO:HB2	2.52	0.44
1:T:304:TRP:HA	1:T:304:TRP:CE3	2.53	0.44
1:T:436:PRO:HB2	1:T:437:LEU:HD12	1.99	0.44
1:T:639:GLY:N	2:T:999:D5M:HN62	1.97	0.44
1:A:288:HIS:CD2	1:A:615:GLN:HA	2.53	0.44
1:A:374:GLN:NE2	1:D:437:LEU:HD23	2.32	0.44
1:A:378:LEU:CG	1:D:436:PRO:HG3	2.48	0.44
1:B:275:TYR:CZ	1:N:714:THR:HG21	2.51	0.44
1:B:488:ARG:HB2	1:B:574:THR:HB	2.00	0.44

*Continued on next page...*

*Continued from previous page...*

Atom-1	Atom-2	Interatomic distance (Å)	Clash overlap (Å)
1:C:281:TYR:CE2	1:C:373:PRO:HB2	2.52	0.44
1:E:446:ASN:HD22	1:E:446:ASN:N	2.00	0.44
1:F:699:ILE:HD11	1:P:389:ARG:HH21	1.82	0.44
1:G:650:LYS:HD3	1:G:650:LYS:C	2.38	0.44
1:I:249:LEU:HD21	1:I:650:LYS:HA	1.99	0.44
1:I:337:THR:HG22	1:R:405:THR:HG21	2.00	0.44
1:I:510:HIS:CE1	1:Q:576:GLN:HG3	2.52	0.44
1:J:602:LEU:N	1:J:605:MET:HE2	2.25	0.44
1:K:548:THR:HG21	1:K:557:ASN:HB3	1.99	0.44
1:L:231:ASP:HB2	1:T:399:PRO:HG3	1.99	0.44
1:L:249:LEU:HD21	1:L:650:LYS:HA	1.99	0.44
1:O:379:THR:HG21	1:O:391:SER:N	2.25	0.44
1:Q:288:HIS:CD2	1:Q:615:GLN:HA	2.53	0.44
1:R:337:THR:HG22	1:T:405:THR:HG21	1.99	0.44
1:R:548:THR:HG21	1:R:557:ASN:HB3	1.99	0.44
1:S:249:LEU:HD21	1:S:650:LYS:HA	1.99	0.44
1:A:359:GLN:HG3	1:D:439:ASP:O	2.18	0.44
1:D:405:THR:HG21	1:Q:337:THR:HG22	2.00	0.44
1:D:488:ARG:HB2	1:D:574:THR:HB	2.00	0.44
1:D:532:GLU:HG3	1:D:532:GLU:O	2.18	0.44
1:E:249:LEU:HD21	1:E:650:LYS:HA	1.99	0.44
1:G:570:ASN:ND2	1:G:607:TRP:HB2	2.25	0.44
1:J:249:LEU:HD21	1:J:650:LYS:HA	1.99	0.44
1:N:288:HIS:CD2	1:N:615:GLN:HA	2.53	0.44
1:P:570:ASN:ND2	1:P:607:TRP:HB2	2.25	0.44
1:Q:650:LYS:HD3	1:Q:650:LYS:C	2.38	0.44
1:R:650:LYS:C	1:R:650:LYS:HD3	2.38	0.44
1:T:342:VAL:HG22	1:T:649:ILE:HD13	2.00	0.44
1:A:249:LEU:HA	1:A:250:PRO:HD3	1.85	0.44
1:A:432:ARG:HH22	1:C:514:ARG:HD3	1.82	0.44
1:A:440:GLN:HE22	1:A:474:GLN:HB3	1.80	0.44
1:A:475:ALA:HA	1:C:519:ASN:HB3	2.00	0.44
1:A:488:ARG:HB2	1:A:574:THR:HB	2.00	0.44
1:B:259:GLN:HE22	1:N:710:ASN:HD22	1.65	0.44
1:B:311:LEU:HD23	1:B:413:TYR:HB3	1.99	0.44
1:C:699:ILE:HD11	1:D:389:ARG:NE	2.33	0.44
1:C:715:VAL:HG21	1:J:257:TYR:HB3	2.00	0.44
1:D:610:ARG:HD2	1:D:634:LEU:O	2.18	0.44
1:E:488:ARG:HB2	1:E:574:THR:HB	2.00	0.44
1:I:570:ASN:ND2	1:I:607:TRP:HB2	2.25	0.44
1:K:269:ASP:O	1:R:472:SER:HB3	2.18	0.44

*Continued on next page...*

*Continued from previous page...*

Atom-1	Atom-2	Interatomic distance (Å)	Clash overlap (Å)
1:K:281:TYR:CE2	1:K:373:PRO:HB2	2.52	0.44
1:K:488:ARG:HB2	1:K:574:THR:HB	2.00	0.44
1:K:510:HIS:CE1	1:R:576:GLN:HG3	2.52	0.44
1:N:311:LEU:HD23	1:N:413:TYR:HB3	1.98	0.44
1:Q:281:TYR:CE2	1:Q:373:PRO:HB2	2.52	0.44
1:R:304:TRP:CE3	1:R:304:TRP:HA	2.52	0.44
1:R:399:PRO:HG3	1:T:231:ASP:HB2	1.98	0.44
1:S:304:TRP:HA	1:S:304:TRP:CE3	2.53	0.44
1:S:436:PRO:HB2	1:S:437:LEU:HD12	1.99	0.44
1:S:650:LYS:C	1:S:650:LYS:HD3	2.38	0.44
1:A:514:ARG:HD3	1:D:432:ARG:HH22	1.80	0.44
1:C:342:VAL:HG22	1:C:649:ILE:HD13	1.99	0.44
1:D:621:LYS:HB2	1:D:643:PRO:HG2	2.00	0.44
1:E:441:TYR:CD2	1:Q:286:ARG:NH2	2.86	0.44
1:G:621:LYS:HB2	1:G:643:PRO:HG2	2.00	0.44
1:H:435:ASN:HA	1:H:436:PRO:HD3	1.87	0.44
1:H:657:ASN:HD22	1:H:657:ASN:HA	1.62	0.44
1:I:552:ASN:ND2	1:Q:446:ASN:HD21	2.15	0.44
1:J:621:LYS:HB2	1:J:643:PRO:HG2	2.00	0.44
1:K:342:VAL:HG22	1:K:649:ILE:HD13	1.99	0.44
1:K:351:PRO:HG3	1:R:735:ASN:HD22	1.83	0.44
1:K:389:ARG:NE	1:R:699:ILE:HD11	2.32	0.44
1:K:431:ASP:O	1:K:434:MET:HE3	2.18	0.44
1:L:532:GLU:HG3	1:L:532:GLU:O	2.18	0.44
1:M:621:LYS:HB2	1:M:643:PRO:HG2	2.00	0.44
1:Q:570:ASN:HA	1:Q:571:PRO:HD3	1.89	0.44
1:R:436:PRO:HB2	1:R:437:LEU:HD12	1.98	0.44
1:T:650:LYS:HD3	1:T:650:LYS:C	2.38	0.44
1:A:431:ASP:O	1:A:434:MET:HE3	2.18	0.43
1:B:288:HIS:CD2	1:B:615:GLN:HA	2.53	0.43
1:D:304:TRP:HA	1:D:304:TRP:CE3	2.53	0.43
1:D:509:TYR:HD2	1:D:518:VAL:HG22	1.83	0.43
1:F:532:GLU:HG3	1:F:532:GLU:O	2.18	0.43
1:F:610:ARG:HD2	1:F:634:LEU:O	2.18	0.43
1:G:548:THR:HG21	1:G:557:ASN:HB3	1.99	0.43
1:G:610:ARG:HD2	1:G:634:LEU:O	2.18	0.43
1:K:249:LEU:HD21	1:K:650:LYS:HA	1.99	0.43
1:N:249:LEU:HD21	1:N:650:LYS:HA	1.99	0.43
1:N:431:ASP:O	1:N:434:MET:HE3	2.18	0.43
1:N:570:ASN:ND2	1:N:607:TRP:HB2	2.25	0.43
1:N:610:ARG:HD2	1:N:634:LEU:O	2.18	0.43

*Continued on next page...*

*Continued from previous page...*

Atom-1	Atom-2	Interatomic distance (Å)	Clash overlap (Å)
1:Q:570:ASN:ND2	1:Q:607:TRP:HB2	2.25	0.43
1:Q:657:ASN:HD22	1:Q:657:ASN:HA	1.62	0.43
1:R:288:HIS:CD2	1:R:615:GLN:HA	2.53	0.43
1:S:509:TYR:HD2	1:S:518:VAL:HG22	1.83	0.43
1:A:658:PRO:HA	1:A:659:PRO:HD3	1.81	0.43
1:B:532:GLU:HG3	1:B:532:GLU:O	2.18	0.43
1:B:570:ASN:ND2	1:B:607:TRP:HB2	2.25	0.43
1:D:369:VAL:HG11	1:Q:655:PRO:HG3	2.00	0.43
1:F:311:LEU:HD23	1:F:413:TYR:HB3	1.99	0.43
1:F:437:LEU:HD23	1:P:374:GLN:NE2	2.33	0.43
1:F:509:TYR:HD2	1:F:518:VAL:HG22	1.84	0.43
1:G:342:VAL:HG22	1:G:649:ILE:HD13	1.99	0.43
1:G:663:SER:HA	1:G:664:PRO:HD3	1.81	0.43
1:I:281:TYR:CE2	1:I:373:PRO:HB2	2.52	0.43
1:I:288:HIS:CD2	1:I:615:GLN:HA	2.53	0.43
1:J:435:ASN:HA	1:J:436:PRO:HD3	1.87	0.43
1:J:509:TYR:HD2	1:J:518:VAL:HG22	1.83	0.43
1:J:570:ASN:HA	1:J:571:PRO:HD3	1.89	0.43
1:K:532:GLU:HG3	1:K:532:GLU:O	2.18	0.43
1:M:610:ARG:HD2	1:M:634:LEU:O	2.18	0.43
1:M:650:LYS:C	1:M:650:LYS:HD3	2.38	0.43
1:N:488:ARG:HB2	1:N:574:THR:HB	2.00	0.43
1:P:621:LYS:HB2	1:P:643:PRO:HG2	2.00	0.43
1:Q:342:VAL:HG22	1:Q:649:ILE:HD13	2.00	0.43
1:R:509:TYR:HD2	1:R:518:VAL:HG22	1.83	0.43
1:S:288:HIS:CD2	1:S:615:GLN:HA	2.53	0.43
1:S:488:ARG:HB2	1:S:574:THR:HB	2.00	0.43
1:T:509:TYR:HD2	1:T:518:VAL:HG22	1.83	0.43
1:A:337:THR:HG22	1:E:405:THR:HG21	2.00	0.43
1:C:249:LEU:HD21	1:C:650:LYS:HA	1.99	0.43
1:C:431:ASP:O	1:C:434:MET:HE3	2.19	0.43
1:F:436:PRO:HG3	1:P:378:LEU:CG	2.47	0.43
1:H:548:THR:HG21	1:H:557:ASN:HB3	1.99	0.43
1:H:621:LYS:HB2	1:H:643:PRO:HG2	2.00	0.43
1:J:405:THR:HG21	1:M:337:THR:HG22	2.00	0.43
1:J:624:HIS:O	1:O:426:HIS:CE1	2.67	0.43
1:J:710:ASN:HD22	1:M:259:GLN:HE22	1.67	0.43
1:L:288:HIS:CD2	1:L:615:GLN:HA	2.53	0.43
1:L:436:PRO:HB2	1:L:437:LEU:HD12	1.99	0.43
1:L:488:ARG:HB2	1:L:574:THR:HB	2.00	0.43
1:N:639:GLY:N	2:N:999:D5M:HN62	1.97	0.43

*Continued on next page...*

*Continued from previous page...*

Atom-1	Atom-2	Interatomic distance (Å)	Clash overlap (Å)
1:N:658:PRO:HA	1:N:659:PRO:HD3	1.81	0.43
1:S:440:GLN:HE22	1:S:474:GLN:HB3	1.80	0.43
1:S:548:THR:HG21	1:S:557:ASN:HB3	1.99	0.43
1:S:570:ASN:HA	1:S:571:PRO:HD3	1.89	0.43
1:S:621:LYS:HB2	1:S:643:PRO:HG2	2.00	0.43
1:T:610:ARG:HD2	1:T:634:LEU:O	2.19	0.43
1:A:519:ASN:HD22	1:D:475:ALA:HA	1.84	0.43
1:B:342:VAL:HG22	1:B:649:ILE:HD13	1.99	0.43
1:C:436:PRO:HB2	1:C:437:LEU:HD12	1.98	0.43
1:C:650:LYS:C	1:C:650:LYS:HD3	2.38	0.43
1:D:399:PRO:HG3	1:O:231:ASP:HB2	2.01	0.43
1:D:639:GLY:N	2:D:999:D5M:HN62	1.97	0.43
1:E:286:ARG:NH2	1:I:441:TYR:CG	2.83	0.43
1:E:304:TRP:HA	1:E:304:TRP:CE3	2.53	0.43
1:E:351:PRO:HG3	1:I:735:ASN:HD22	1.82	0.43
1:F:602:LEU:HD23	1:P:482:PRO:HB2	2.01	0.43
1:F:702:THR:CB	1:I:700:GLN:H	2.30	0.43
1:F:735:ASN:HD22	1:P:351:PRO:HG3	1.84	0.43
1:H:249:LEU:HD21	1:H:650:LYS:HA	1.99	0.43
1:I:423:SER:HA	1:I:729:THR:HG23	2.01	0.43
1:I:610:ARG:HD2	1:I:634:LEU:O	2.18	0.43
1:M:509:TYR:HD2	1:M:518:VAL:HG22	1.83	0.43
1:O:288:HIS:CD2	1:O:615:GLN:HA	2.53	0.43
1:O:509:TYR:HD2	1:O:518:VAL:HG22	1.83	0.43
1:O:532:GLU:HG3	1:O:532:GLU:O	2.18	0.43
1:P:288:HIS:CD2	1:P:615:GLN:HA	2.53	0.43
1:P:342:VAL:HG22	1:P:649:ILE:HD13	1.99	0.43
1:S:610:ARG:HD2	1:S:634:LEU:O	2.19	0.43
1:A:532:GLU:HG3	1:A:532:GLU:O	2.18	0.43
1:A:610:ARG:HD2	1:A:634:LEU:O	2.19	0.43
1:A:700:GLN:H	1:B:702:THR:CB	2.32	0.43
1:A:700:GLN:H	1:B:702:THR:HB	1.83	0.43
1:B:610:ARG:HD2	1:B:634:LEU:O	2.19	0.43
1:C:434:MET:HB2	1:D:358:HIS:NE2	2.34	0.43
1:E:532:GLU:HG3	1:E:532:GLU:O	2.18	0.43
1:F:342:VAL:HG22	1:F:649:ILE:HD13	2.00	0.43
1:G:249:LEU:HA	1:G:250:PRO:HD3	1.85	0.43
1:H:288:HIS:CD2	1:H:615:GLN:HA	2.53	0.43
1:I:532:GLU:HG3	1:I:532:GLU:O	2.18	0.43
1:K:288:HIS:CD2	1:K:615:GLN:HA	2.53	0.43
1:K:610:ARG:HD2	1:K:634:LEU:O	2.19	0.43

*Continued on next page...*

*Continued from previous page...*

Atom-1	Atom-2	Interatomic distance (Å)	Clash overlap (Å)
1:K:639:GLY:N	2:K:999:D5M:HN62	1.97	0.43
1:L:621:LYS:HB2	1:L:643:PRO:HG2	2.01	0.43
1:M:423:SER:HA	1:M:729:THR:HG23	2.01	0.43
1:N:304:TRP:HA	1:N:304:TRP:CE3	2.52	0.43
1:N:532:GLU:HG3	1:N:532:GLU:O	2.18	0.43
1:O:249:LEU:HA	1:O:250:PRO:HD3	1.85	0.43
1:Q:304:TRP:HA	1:Q:304:TRP:CE3	2.53	0.43
1:Q:488:ARG:HB2	1:Q:574:THR:HB	2.00	0.43
1:Q:509:TYR:HD2	1:Q:518:VAL:HG22	1.83	0.43
1:Q:621:LYS:HB2	1:Q:643:PRO:HG2	2.00	0.43
1:T:488:ARG:HB2	1:T:574:THR:HB	2.00	0.43
1:B:693:LYS:HG3	1:H:398:PHE:CZ	2.53	0.43
1:B:710:ASN:HD22	1:C:259:GLN:HE22	1.66	0.43
1:C:369:VAL:HG11	1:J:655:PRO:HG3	2.00	0.43
1:C:488:ARG:HB2	1:C:574:THR:HB	2.00	0.43
1:E:249:LEU:HA	1:E:250:PRO:HD3	1.85	0.43
1:E:342:VAL:HG22	1:E:649:ILE:HD13	2.00	0.43
1:E:576:GLN:HG3	1:Q:510:HIS:CE1	2.54	0.43
1:E:699:ILE:HD11	1:Q:389:ARG:HE	1.83	0.43
1:F:372:VAL:HA	1:F:373:PRO:HD3	1.91	0.43
1:G:288:HIS:CD2	1:G:615:GLN:HA	2.53	0.43
1:H:509:TYR:HD2	1:H:518:VAL:HG22	1.84	0.43
1:H:532:GLU:O	1:H:532:GLU:HG3	2.18	0.43
1:I:509:TYR:HD2	1:I:518:VAL:HG22	1.84	0.43
1:I:710:ASN:HD22	1:P:259:GLN:HE22	1.66	0.43
1:J:342:VAL:HG22	1:J:649:ILE:HD13	2.00	0.43
1:J:423:SER:HA	1:J:729:THR:HG23	2.01	0.43
1:M:304:TRP:HA	1:M:304:TRP:CE3	2.53	0.43
1:N:423:SER:HA	1:N:729:THR:HG23	2.01	0.43
1:P:304:TRP:HA	1:P:304:TRP:CE3	2.53	0.43
1:T:548:THR:HG21	1:T:557:ASN:HB3	1.99	0.43
1:A:621:LYS:HB2	1:A:643:PRO:HG2	2.00	0.43
1:C:434:MET:HB2	1:D:358:HIS:CE1	2.53	0.43
1:C:608:GLN:HE22	1:D:625:THR:HA	1.83	0.43
1:E:269:ASP:O	1:I:472:SER:HB3	2.19	0.43
1:E:509:TYR:HD2	1:E:518:VAL:HG22	1.83	0.43
1:F:423:SER:HA	1:F:729:THR:HG23	2.01	0.43
1:G:488:ARG:HB2	1:G:574:THR:HB	2.00	0.43
1:H:639:GLY:N	2:H:999:D5M:HN62	1.97	0.43
1:J:497:ASN:HA	1:O:587:SER:HA	2.01	0.43
1:J:650:LYS:C	1:J:650:LYS:HD3	2.38	0.43

*Continued on next page...*

*Continued from previous page...*

Atom-1	Atom-2	Interatomic distance (Å)	Clash overlap (Å)
1:K:423:SER:HA	1:K:729:THR:HG23	2.01	0.43
1:R:532:GLU:HG3	1:R:532:GLU:O	2.18	0.43
1:S:431:ASP:O	1:S:434:MET:HE3	2.18	0.43
1:S:532:GLU:O	1:S:532:GLU:HG3	2.18	0.43
1:T:532:GLU:HG3	1:T:532:GLU:O	2.18	0.43
1:B:719:GLY:HA2	1:C:257:TYR:O	2.18	0.43
1:C:436:PRO:HG3	1:D:378:LEU:CD2	2.49	0.43
1:C:621:LYS:HB2	1:C:643:PRO:HG2	2.00	0.43
1:D:458:GLN:HG2	1:D:459:SER:N	2.34	0.43
1:E:436:PRO:HG3	1:Q:378:LEU:CG	2.48	0.43
1:E:621:LYS:HB2	1:E:643:PRO:HG2	2.00	0.43
1:F:518:VAL:O	1:F:518:VAL:HG12	2.19	0.43
1:F:639:GLY:N	2:F:999:D5M:HN62	1.97	0.43
1:F:697:PRO:HD3	1:I:293:PRO:HB2	1.99	0.43
1:I:650:LYS:HD3	1:I:650:LYS:C	2.38	0.43
1:J:288:HIS:CD2	1:J:615:GLN:HA	2.53	0.43
1:J:610:ARG:HD2	1:J:634:LEU:O	2.18	0.43
1:K:544:GLY:HA3	1:R:443:TYR:CE2	2.54	0.43
1:L:365:PHE:HA	1:L:366:PRO:HD3	1.85	0.43
1:M:249:LEU:HD21	1:M:650:LYS:HA	1.99	0.43
1:N:440:GLN:HE22	1:N:474:GLN:HB3	1.80	0.43
1:N:509:TYR:HD2	1:N:518:VAL:HG22	1.83	0.43
1:O:337:THR:CG2	1:S:405:THR:HG21	2.49	0.43
1:O:458:GLN:HG2	1:O:459:SER:N	2.34	0.43
1:P:532:GLU:O	1:P:532:GLU:HG3	2.18	0.43
1:Q:532:GLU:HG3	1:Q:532:GLU:O	2.18	0.43
1:R:621:LYS:HB2	1:R:643:PRO:HG2	2.00	0.43
1:R:658:PRO:HA	1:R:659:PRO:HD3	1.81	0.43
1:A:644:PRO:HA	1:A:645:PRO:HD2	1.91	0.43
1:B:663:SER:HA	1:B:664:PRO:HD3	1.81	0.43
1:C:458:GLN:HG2	1:C:459:SER:N	2.34	0.43
1:E:286:ARG:NH2	1:I:441:TYR:CD2	2.87	0.43
1:E:399:PRO:HG3	1:F:231:ASP:HB2	2.01	0.43
1:F:700:GLN:H	1:I:702:THR:HB	1.82	0.43
1:H:458:GLN:HG2	1:H:459:SER:N	2.34	0.43
1:I:228:TRP:O	1:P:399:PRO:HA	2.17	0.43
1:I:389:ARG:HE	1:Q:699:ILE:HD11	1.83	0.43
1:I:714:THR:HG21	1:P:275:TYR:CZ	2.53	0.43
1:J:488:ARG:HB2	1:J:574:THR:HB	2.00	0.43
1:J:519:ASN:CB	1:J:520:PRO:CD	2.92	0.43
1:J:658:PRO:HA	1:J:659:PRO:HD3	1.81	0.43

*Continued on next page...*

*Continued from previous page...*

Atom-1	Atom-2	Interatomic distance (Å)	Clash overlap (Å)
1:K:304:TRP:HA	1:K:304:TRP:CE3	2.53	0.43
1:O:405:THR:O	1:S:222:GLY:O	2.37	0.43
1:P:311:LEU:HD23	1:P:413:TYR:HB3	1.99	0.43
1:Q:458:GLN:HG2	1:Q:459:SER:N	2.34	0.43
1:S:458:GLN:HG2	1:S:459:SER:N	2.34	0.43
1:T:288:HIS:CD2	1:T:615:GLN:HA	2.53	0.43
1:A:281:TYR:CE2	1:A:373:PRO:HB2	2.52	0.43
1:B:519:ASN:CB	1:B:520:PRO:CD	2.92	0.43
1:B:707:LYS:HD3	1:C:382:ASN:ND2	2.33	0.43
1:D:548:THR:HG21	1:D:557:ASN:HB3	1.99	0.43
1:G:423:SER:HA	1:G:729:THR:HG23	2.01	0.43
1:G:532:GLU:HG3	1:G:532:GLU:O	2.18	0.43
1:H:527:HIS:CD2	1:H:567:ARG:HH21	2.37	0.43
1:I:342:VAL:HG22	1:I:649:ILE:HD13	2.00	0.43
1:K:497:ASN:HA	1:R:587:SER:HA	2.01	0.43
1:L:431:ASP:O	1:L:434:MET:HE3	2.19	0.43
1:R:488:ARG:HB2	1:R:574:THR:HB	2.00	0.43
1:S:570:ASN:ND2	1:S:607:TRP:HB2	2.25	0.43
1:A:458:GLN:HG2	1:A:459:SER:N	2.34	0.42
1:A:570:ASN:ND2	1:A:607:TRP:HB2	2.25	0.42
1:A:699:ILE:HD11	1:C:389:ARG:NH2	2.34	0.42
1:B:621:LYS:HB2	1:B:643:PRO:HG2	2.00	0.42
1:E:388:GLY:HA3	1:F:705:TYR:HA	2.01	0.42
1:E:446:ASN:HD21	1:Q:552:ASN:ND2	2.17	0.42
1:G:249:LEU:HD21	1:G:650:LYS:HA	2.00	0.42
1:G:426:HIS:HA	1:G:734:ARG:O	2.19	0.42
1:G:458:GLN:HG2	1:G:459:SER:N	2.34	0.42
1:G:657:ASN:HA	1:G:658:PRO:HD3	1.82	0.42
1:I:657:ASN:HA	1:I:658:PRO:HD3	1.82	0.42
1:J:458:GLN:HG2	1:J:459:SER:N	2.34	0.42
1:K:382:ASN:ND2	1:Q:707:LYS:HD3	2.34	0.42
1:K:570:ASN:HA	1:K:571:PRO:HD3	1.89	0.42
1:L:458:GLN:HG2	1:L:459:SER:N	2.34	0.42
1:M:288:HIS:CD2	1:M:615:GLN:HA	2.53	0.42
1:M:527:HIS:CD2	1:M:567:ARG:HH21	2.37	0.42
1:N:657:ASN:HA	1:N:658:PRO:HD3	1.82	0.42
1:O:621:LYS:HB2	1:O:643:PRO:HG2	2.01	0.42
1:P:527:HIS:CD2	1:P:567:ARG:HH21	2.37	0.42
1:P:610:ARG:HD2	1:P:634:LEU:O	2.19	0.42
1:Q:426:HIS:HA	1:Q:734:ARG:O	2.19	0.42
1:Q:527:HIS:CD2	1:Q:567:ARG:HH21	2.37	0.42

*Continued on next page...*



*Continued from previous page...*

Atom-1	Atom-2	Interatomic distance (Å)	Clash overlap (Å)
1:Q:610:ARG:HD2	1:Q:634:LEU:O	2.19	0.42
1:T:423:SER:HA	1:T:729:THR:HG23	2.01	0.42
1:T:458:GLN:HG2	1:T:459:SER:N	2.34	0.42
1:T:657:ASN:HA	1:T:658:PRO:HD3	1.82	0.42
1:B:388:GLY:HA3	1:N:704:ASN:O	2.19	0.42
1:C:527:HIS:CD2	1:C:567:ARG:HH21	2.37	0.42
1:E:389:ARG:HE	1:I:699:ILE:HD11	1.84	0.42
1:F:655:PRO:HG3	1:G:369:VAL:HG11	2.01	0.42
1:G:518:VAL:O	1:G:518:VAL:HG12	2.20	0.42
1:I:458:GLN:HG2	1:I:459:SER:N	2.34	0.42
1:I:514:ARG:HD3	1:Q:432:ARG:HH22	1.85	0.42
1:I:518:VAL:O	1:I:518:VAL:HG12	2.19	0.42
1:J:358:HIS:HA	1:O:440:GLN:HA	2.02	0.42
1:J:514:ARG:HD3	1:O:432:ARG:HH22	1.82	0.42
1:K:405:THR:HG21	1:S:337:THR:HG22	2.01	0.42
1:K:509:TYR:HD2	1:K:518:VAL:HG22	1.84	0.42
1:L:342:VAL:HG22	1:L:649:ILE:HD13	1.99	0.42
1:L:610:ARG:HD2	1:L:634:LEU:O	2.18	0.42
1:N:621:LYS:HB2	1:N:643:PRO:HG2	2.00	0.42
1:O:488:ARG:HB2	1:O:574:THR:HB	2.00	0.42
1:R:518:VAL:O	1:R:518:VAL:HG12	2.19	0.42
1:A:423:SER:HA	1:A:729:THR:HG23	2.01	0.42
1:A:509:TYR:HD2	1:A:518:VAL:HG22	1.84	0.42
1:C:268:ASN:HD22	1:C:271:HIS:HD2	1.68	0.42
1:E:351:PRO:HG3	1:I:735:ASN:ND2	2.35	0.42
1:E:365:PHE:HA	1:E:366:PRO:HD3	1.85	0.42
1:E:374:GLN:NE2	1:I:437:LEU:HD23	2.34	0.42
1:E:657:ASN:HD22	1:E:657:ASN:HA	1.62	0.42
1:F:527:HIS:CD2	1:F:567:ARG:HH21	2.38	0.42
1:G:235:LEU:C	1:G:237:ASP:H	2.23	0.42
1:H:263:GLN:O	1:H:265:GLY:N	2.53	0.42
1:H:426:HIS:HA	1:H:734:ARG:O	2.20	0.42
1:H:488:ARG:HB2	1:H:574:THR:HB	2.00	0.42
1:H:518:VAL:O	1:H:518:VAL:HG12	2.20	0.42
1:I:263:GLN:O	1:I:265:GLY:N	2.53	0.42
1:J:518:VAL:O	1:J:518:VAL:HG12	2.20	0.42
1:J:519:ASN:HD22	1:O:475:ALA:HA	1.84	0.42
1:J:625:THR:HA	1:O:608:GLN:HE22	1.84	0.42
1:K:263:GLN:O	1:K:265:GLY:N	2.53	0.42
1:L:339:THR:HG22	1:L:404:ARG:HD3	2.02	0.42
1:L:372:VAL:HA	1:L:373:PRO:HD3	1.90	0.42

*Continued on next page...*

*Continued from previous page...*

Atom-1	Atom-2	Interatomic distance (Å)	Clash overlap (Å)
1:L:527:HIS:CD2	1:L:567:ARG:HH21	2.38	0.42
1:L:710:ASN:HD22	1:T:259:GLN:HE22	1.67	0.42
1:M:222:GLY:O	1:N:405:THR:O	2.37	0.42
1:M:431:ASP:O	1:M:434:MET:HE3	2.19	0.42
1:R:527:HIS:CD2	1:R:567:ARG:HH21	2.38	0.42
1:R:663:SER:HA	1:R:664:PRO:HD3	1.81	0.42
1:S:268:ASN:HD22	1:S:271:HIS:HD2	1.68	0.42
1:A:663:SER:HA	1:A:664:PRO:HD3	1.81	0.42
1:C:426:HIS:HA	1:C:734:ARG:O	2.20	0.42
1:C:532:GLU:HG3	1:C:532:GLU:O	2.18	0.42
1:C:702:THR:HB	1:O:700:GLN:H	1.83	0.42
1:E:458:GLN:HG2	1:E:459:SER:N	2.34	0.42
1:E:544:GLY:HA3	1:I:443:TYR:CE2	2.54	0.42
1:F:235:LEU:C	1:F:237:ASP:H	2.23	0.42
1:F:621:LYS:HB2	1:F:643:PRO:HG2	2.00	0.42
1:G:509:TYR:HD2	1:G:518:VAL:HG22	1.84	0.42
1:H:268:ASN:HD22	1:H:271:HIS:HD2	1.68	0.42
1:I:625:THR:HB	1:Q:607:TRP:O	2.19	0.42
1:K:268:ASN:HD22	1:K:271:HIS:HD2	1.68	0.42
1:K:389:ARG:HE	1:R:699:ILE:HD11	1.84	0.42
1:K:446:ASN:HD22	1:K:446:ASN:N	2.00	0.42
1:L:399:PRO:HG3	1:P:231:ASP:HB2	2.01	0.42
1:L:524:MET:CE	1:L:573:ALA:HA	2.42	0.42
1:O:263:GLN:O	1:O:265:GLY:N	2.53	0.42
1:O:426:HIS:HA	1:O:734:ARG:O	2.19	0.42
1:P:458:GLN:HG2	1:P:459:SER:N	2.34	0.42
1:P:657:ASN:HD22	1:P:657:ASN:HA	1.62	0.42
1:Q:518:VAL:O	1:Q:518:VAL:HG12	2.20	0.42
1:R:339:THR:HG22	1:R:404:ARG:HD3	2.02	0.42
1:R:423:SER:HA	1:R:729:THR:HG23	2.01	0.42
1:R:446:ASN:HD22	1:R:446:ASN:N	2.00	0.42
1:S:527:HIS:CD2	1:S:567:ARG:HH21	2.38	0.42
1:A:235:LEU:C	1:A:237:ASP:H	2.23	0.42
1:A:527:HIS:CD2	1:A:567:ARG:HH21	2.38	0.42
1:B:434:MET:HB2	1:H:358:HIS:CE1	2.54	0.42
1:C:235:LEU:C	1:C:237:ASP:H	2.23	0.42
1:C:509:TYR:HD2	1:C:518:VAL:HG22	1.84	0.42
1:C:610:ARG:HD2	1:C:634:LEU:O	2.18	0.42
1:E:263:GLN:O	1:E:265:GLY:N	2.53	0.42
1:E:610:ARG:HD2	1:E:634:LEU:O	2.18	0.42
1:F:458:GLN:HG2	1:F:459:SER:N	2.34	0.42

*Continued on next page...*

*Continued from previous page...*

Atom-1	Atom-2	Interatomic distance (Å)	Clash overlap (Å)
1:G:263:GLN:O	1:G:265:GLY:N	2.53	0.42
1:G:658:PRO:HA	1:G:659:PRO:HD3	1.81	0.42
1:H:610:ARG:HD2	1:H:634:LEU:O	2.19	0.42
1:I:431:ASP:O	1:I:434:MET:HE3	2.19	0.42
1:I:621:LYS:HB2	1:I:643:PRO:HG2	2.00	0.42
1:J:235:LEU:HD13	1:J:235:LEU:HA	1.89	0.42
1:J:625:THR:HB	1:O:607:TRP:O	2.19	0.42
1:K:235:LEU:C	1:K:237:ASP:H	2.23	0.42
1:L:235:LEU:C	1:L:237:ASP:H	2.23	0.42
1:M:532:GLU:HG3	1:M:532:GLU:O	2.18	0.42
1:N:342:VAL:HG22	1:N:649:ILE:HD13	2.00	0.42
1:N:590:ALA:HA	1:N:591:PRO:HD2	1.86	0.42
1:P:423:SER:HA	1:P:729:THR:HG23	2.01	0.42
1:R:610:ARG:HD2	1:R:634:LEU:O	2.18	0.42
1:A:263:GLN:O	1:A:265:GLY:N	2.53	0.42
1:A:339:THR:HG22	1:A:404:ARG:HD3	2.02	0.42
1:A:426:HIS:HA	1:A:734:ARG:O	2.20	0.42
1:A:518:VAL:HG12	1:A:518:VAL:O	2.19	0.42
1:B:272:TYR:HD1	1:B:378:LEU:CD2	2.33	0.42
1:C:288:HIS:CD2	1:C:615:GLN:HA	2.53	0.42
1:D:426:HIS:HA	1:D:734:ARG:O	2.20	0.42
1:D:527:HIS:CD2	1:D:567:ARG:HH21	2.38	0.42
1:E:272:TYR:HD1	1:E:378:LEU:CD2	2.33	0.42
1:E:735:ASN:ND2	1:Q:351:PRO:HG3	2.34	0.42
1:J:263:GLN:O	1:J:265:GLY:N	2.53	0.42
1:J:426:HIS:HA	1:J:734:ARG:O	2.20	0.42
1:J:527:HIS:CD2	1:J:567:ARG:HH21	2.37	0.42
1:K:339:THR:HG22	1:K:404:ARG:HD3	2.02	0.42
1:L:235:LEU:HD13	1:L:235:LEU:HA	1.89	0.42
1:P:431:ASP:O	1:P:434:MET:HE3	2.19	0.42
1:T:272:TYR:HD1	1:T:378:LEU:CD2	2.33	0.42
1:T:621:LYS:HB2	1:T:643:PRO:HG2	2.00	0.42
1:A:272:TYR:HD1	1:A:378:LEU:CD2	2.33	0.42
1:C:339:THR:HG22	1:C:404:ARG:HD3	2.02	0.42
1:D:235:LEU:HD13	1:D:235:LEU:HA	1.89	0.42
1:E:235:LEU:C	1:E:237:ASP:H	2.23	0.42
1:E:518:VAL:O	1:E:518:VAL:HG12	2.20	0.42
1:F:426:HIS:HA	1:F:734:ARG:O	2.20	0.42
1:G:268:ASN:HD22	1:G:271:HIS:HD2	1.68	0.42
1:H:272:TYR:HD1	1:H:378:LEU:CD2	2.33	0.42
1:H:372:VAL:HA	1:H:373:PRO:HD3	1.90	0.42

*Continued on next page...*

*Continued from previous page...*

Atom-1	Atom-2	Interatomic distance (Å)	Clash overlap (Å)
1:I:426:HIS:HA	1:I:734:ARG:O	2.19	0.42
1:J:272:TYR:HD1	1:J:378:LEU:CD2	2.33	0.42
1:J:532:GLU:HG3	1:J:532:GLU:O	2.19	0.42
1:K:458:GLN:HG2	1:K:459:SER:N	2.34	0.42
1:L:509:TYR:HD2	1:L:518:VAL:HG22	1.83	0.42
1:M:272:TYR:HD1	1:M:378:LEU:CD2	2.33	0.42
1:M:426:HIS:HA	1:M:734:ARG:O	2.19	0.42
1:O:272:TYR:HD1	1:O:378:LEU:CD2	2.33	0.42
1:Q:235:LEU:C	1:Q:237:ASP:H	2.23	0.42
1:Q:423:SER:HA	1:Q:729:THR:HG23	2.01	0.42
1:R:272:TYR:HD1	1:R:378:LEU:CD2	2.33	0.42
1:S:426:HIS:HA	1:S:734:ARG:O	2.19	0.42
1:S:644:PRO:HA	1:S:645:PRO:HD2	1.91	0.42
1:T:249:LEU:HA	1:T:250:PRO:HD3	1.85	0.42
1:B:339:THR:HG22	1:B:404:ARG:HD3	2.02	0.42
1:B:365:PHE:HA	1:B:366:PRO:HD3	1.85	0.42
1:B:644:PRO:HA	1:B:645:PRO:HD2	1.91	0.42
1:C:700:GLN:H	1:O:702:THR:HB	1.84	0.42
1:D:235:LEU:C	1:D:237:ASP:H	2.23	0.42
1:E:285:ASN:ND2	1:E:619:TRP:H	2.04	0.42
1:E:426:HIS:HA	1:E:734:ARG:O	2.20	0.42
1:F:579:THR:O	1:P:507:SER:HA	2.20	0.42
1:H:288:HIS:ND1	1:H:364:PRO:HG3	2.35	0.42
1:I:272:TYR:HD1	1:I:378:LEU:CD2	2.33	0.42
1:I:337:THR:CG2	1:R:405:THR:HG21	2.50	0.42
1:I:527:HIS:CD2	1:I:567:ARG:HH21	2.37	0.42
1:J:268:ASN:HD22	1:J:271:HIS:HD2	1.68	0.42
1:J:351:PRO:HG3	1:O:735:ASN:HD22	1.84	0.42
1:J:351:PRO:HB3	1:O:428:GLN:NE2	2.34	0.42
1:K:621:LYS:HB2	1:K:643:PRO:HG2	2.00	0.42
1:L:426:HIS:HA	1:L:734:ARG:O	2.20	0.42
1:M:458:GLN:HG2	1:M:459:SER:N	2.34	0.42
1:N:263:GLN:O	1:N:265:GLY:N	2.53	0.42
1:N:372:VAL:HA	1:N:373:PRO:HD3	1.90	0.42
1:N:426:HIS:HA	1:N:734:ARG:O	2.19	0.42
1:O:339:THR:HG22	1:O:404:ARG:HD3	2.02	0.42
1:O:527:HIS:CD2	1:O:567:ARG:HH21	2.37	0.42
1:O:610:ARG:HD2	1:O:634:LEU:O	2.19	0.42
1:S:235:LEU:C	1:S:237:ASP:H	2.23	0.42
1:S:263:GLN:O	1:S:265:GLY:N	2.53	0.42
1:S:272:TYR:HD1	1:S:378:LEU:CD2	2.33	0.42

*Continued on next page...*

*Continued from previous page...*

Atom-1	Atom-2	Interatomic distance (Å)	Clash overlap (Å)
1:S:372:VAL:HA	1:S:373:PRO:HD3	1.90	0.42
1:T:339:THR:HG22	1:T:404:ARG:HD3	2.02	0.42
1:B:591:PRO:HB2	1:H:505:ALA:HB1	2.02	0.42
1:E:431:ASP:O	1:E:434:MET:HE3	2.19	0.42
1:E:435:ASN:HA	1:E:436:PRO:HD3	1.87	0.42
1:E:475:ALA:HA	1:Q:519:ASN:HD22	1.85	0.42
1:E:693:LYS:HA	1:E:693:LYS:HD2	1.88	0.42
1:F:524:MET:CE	1:F:573:ALA:HA	2.42	0.42
1:F:735:ASN:ND2	1:P:351:PRO:HG3	2.34	0.42
1:G:500:ASN:C	1:G:502:PRO:HD3	2.41	0.42
1:K:379:THR:HG21	1:K:391:SER:N	2.25	0.42
1:N:268:ASN:HD22	1:N:271:HIS:HD2	1.68	0.42
1:N:288:HIS:ND1	1:N:364:PRO:HG3	2.35	0.42
1:N:527:HIS:CD2	1:N:567:ARG:HH21	2.37	0.42
1:O:423:SER:HA	1:O:729:THR:HG23	2.01	0.42
1:P:518:VAL:O	1:P:518:VAL:HG12	2.19	0.42
1:Q:272:TYR:HD1	1:Q:378:LEU:CD2	2.33	0.42
1:R:426:HIS:HA	1:R:734:ARG:O	2.19	0.42
1:T:426:HIS:HA	1:T:734:ARG:O	2.19	0.42
1:A:351:PRO:HG3	1:D:735:ASN:HD22	1.84	0.42
1:A:446:ASN:HD21	1:C:552:ASN:ND2	2.18	0.42
1:B:527:HIS:CD2	1:B:567:ARG:HH21	2.37	0.42
1:C:263:GLN:O	1:C:265:GLY:N	2.53	0.42
1:C:500:ASN:C	1:C:502:PRO:HD3	2.41	0.42
1:D:423:SER:HA	1:D:729:THR:HG23	2.01	0.42
1:D:435:ASN:HA	1:D:436:PRO:HD3	1.87	0.42
1:E:591:PRO:HB2	1:Q:505:ALA:HB1	2.02	0.42
1:E:639:GLY:N	2:E:999:D5M:HN62	1.97	0.42
1:G:272:TYR:HD1	1:G:378:LEU:CD2	2.33	0.42
1:H:423:SER:HA	1:H:729:THR:HG23	2.01	0.42
1:I:339:THR:HG22	1:I:404:ARG:HD3	2.02	0.42
1:I:358:HIS:CE1	1:Q:434:MET:HB2	2.55	0.42
1:J:288:HIS:ND1	1:J:364:PRO:HG3	2.35	0.42
1:K:396:GLU:HG3	1:Q:367:ALA:HB2	2.01	0.42
1:K:426:HIS:HA	1:K:734:ARG:O	2.20	0.42
1:L:272:TYR:HD1	1:L:378:LEU:CD2	2.33	0.42
1:L:693:LYS:HA	1:L:693:LYS:HD2	1.88	0.42
1:O:663:SER:HA	1:O:664:PRO:HD3	1.81	0.42
1:P:509:TYR:HD2	1:P:518:VAL:HG22	1.84	0.42
1:P:723:GLU:HA	1:P:724:PRO:HD3	1.91	0.42
1:Q:263:GLN:O	1:Q:265:GLY:N	2.53	0.42

*Continued on next page...*

*Continued from previous page...*

Atom-1	Atom-2	Interatomic distance (Å)	Clash overlap (Å)
1:S:500:ASN:C	1:S:502:PRO:HD3	2.41	0.42
1:T:235:LEU:C	1:T:237:ASP:H	2.23	0.42
1:B:639:GLY:N	2:B:999:D5M:HN62	1.97	0.41
1:C:287:PHE:CZ	1:C:618:ILE:HG23	2.55	0.41
1:C:321:LYS:HE2	1:C:334:ASN:OD1	2.20	0.41
1:D:263:GLN:O	1:D:265:GLY:N	2.53	0.41
1:G:639:GLY:N	2:G:999:D5M:HN62	1.97	0.41
1:I:398:PHE:CZ	1:Q:693:LYS:HG3	2.55	0.41
1:J:235:LEU:C	1:J:237:ASP:H	2.23	0.41
1:J:339:THR:HG22	1:J:404:ARG:HD3	2.02	0.41
1:J:378:LEU:HD13	1:O:432:ARG:HD2	2.02	0.41
1:J:630:HIS:HB3	1:O:603:PRO:HB3	2.02	0.41
1:K:257:TYR:O	1:Q:719:GLY:HA2	2.20	0.41
1:L:518:VAL:HG12	1:L:518:VAL:O	2.19	0.41
1:M:288:HIS:ND1	1:M:364:PRO:HG3	2.35	0.41
1:M:518:VAL:O	1:M:518:VAL:HG12	2.20	0.41
1:N:272:TYR:HD1	1:N:378:LEU:CD2	2.33	0.41
1:N:458:GLN:HG2	1:N:459:SER:N	2.34	0.41
1:O:235:LEU:C	1:O:237:ASP:H	2.23	0.41
1:O:693:LYS:HA	1:O:693:LYS:HD2	1.88	0.41
1:P:500:ASN:C	1:P:502:PRO:HD3	2.41	0.41
1:Q:288:HIS:ND1	1:Q:364:PRO:HG3	2.35	0.41
1:Q:524:MET:CE	1:Q:573:ALA:HA	2.42	0.41
1:Q:723:GLU:HA	1:Q:724:PRO:HD3	1.91	0.41
1:R:458:GLN:HG2	1:R:459:SER:N	2.34	0.41
1:A:500:ASN:C	1:A:502:PRO:HD3	2.41	0.41
1:B:423:SER:HA	1:B:729:THR:HG23	2.01	0.41
1:B:509:TYR:HD2	1:B:518:VAL:HG22	1.84	0.41
1:C:475:ALA:HA	1:D:519:ASN:HD22	1.85	0.41
1:C:644:PRO:HA	1:C:645:PRO:HD2	1.91	0.41
1:E:339:THR:HG22	1:E:404:ARG:HD3	2.02	0.41
1:E:389:ARG:NH2	1:I:699:ILE:HD11	2.36	0.41
1:E:527:HIS:CD2	1:E:567:ARG:HH21	2.38	0.41
1:F:272:TYR:HD1	1:F:378:LEU:CD2	2.33	0.41
1:K:693:LYS:HA	1:K:693:LYS:HD2	1.88	0.41
1:L:423:SER:HA	1:L:729:THR:HG23	2.01	0.41
1:L:657:ASN:HD22	1:L:657:ASN:HA	1.62	0.41
1:M:263:GLN:O	1:M:265:GLY:N	2.53	0.41
1:M:705:TYR:HA	1:N:388:GLY:HA3	2.01	0.41
1:N:321:LYS:HE2	1:N:334:ASN:OD1	2.20	0.41
1:O:657:ASN:HA	1:O:658:PRO:HD3	1.82	0.41

*Continued on next page...*

*Continued from previous page...*

Atom-1	Atom-2	Interatomic distance (Å)	Clash overlap (Å)
1:P:235:LEU:C	1:P:237:ASP:H	2.23	0.41
1:Q:693:LYS:HA	1:Q:693:LYS:HD2	1.88	0.41
1:R:285:ASN:ND2	1:R:619:TRP:H	2.05	0.41
1:R:288:HIS:ND1	1:R:364:PRO:HG3	2.35	0.41
1:T:431:ASP:O	1:T:434:MET:HE3	2.20	0.41
1:T:518:VAL:HG12	1:T:518:VAL:O	2.19	0.41
1:A:288:HIS:ND1	1:A:364:PRO:HG3	2.35	0.41
1:B:263:GLN:O	1:B:265:GLY:N	2.53	0.41
1:C:423:SER:HA	1:C:729:THR:HG23	2.01	0.41
1:C:518:VAL:O	1:C:518:VAL:HG12	2.19	0.41
1:D:697:PRO:HD3	1:E:293:PRO:HB2	2.02	0.41
1:E:287:PHE:CZ	1:E:618:ILE:HG23	2.56	0.41
1:F:519:ASN:CB	1:F:520:PRO:CD	2.92	0.41
1:G:527:HIS:CD2	1:G:567:ARG:HH21	2.37	0.41
1:I:235:LEU:C	1:I:237:ASP:H	2.23	0.41
1:I:268:ASN:HD22	1:I:271:HIS:HD2	1.68	0.41
1:K:272:TYR:HD1	1:K:378:LEU:CD2	2.33	0.41
1:K:288:HIS:ND1	1:K:364:PRO:HG3	2.35	0.41
1:K:378:LEU:CG	1:R:436:PRO:HG3	2.50	0.41
1:K:399:PRO:HG3	1:Q:231:ASP:HB2	2.01	0.41
1:L:268:ASN:HD22	1:L:271:HIS:HD2	1.68	0.41
1:L:287:PHE:CZ	1:L:618:ILE:HG23	2.56	0.41
1:M:339:THR:HG22	1:M:404:ARG:HD3	2.02	0.41
1:M:639:GLY:N	2:M:999:D5M:HN62	1.97	0.41
1:P:263:GLN:O	1:P:265:GLY:N	2.53	0.41
1:P:268:ASN:HD22	1:P:271:HIS:HD2	1.68	0.41
1:P:426:HIS:HA	1:P:734:ARG:O	2.19	0.41
1:R:235:LEU:C	1:R:237:ASP:H	2.23	0.41
1:R:263:GLN:O	1:R:265:GLY:N	2.53	0.41
1:S:423:SER:HA	1:S:729:THR:HG23	2.01	0.41
1:S:601:ALA:HA	1:S:605:MET:HE1	2.01	0.41
1:T:263:GLN:O	1:T:265:GLY:N	2.53	0.41
1:T:287:PHE:CZ	1:T:618:ILE:HG23	2.56	0.41
1:A:436:PRO:HG3	1:C:378:LEU:CG	2.48	0.41
1:D:321:LYS:HE2	1:D:334:ASN:OD1	2.21	0.41
1:D:339:THR:HG22	1:D:404:ARG:HD3	2.02	0.41
1:F:288:HIS:ND1	1:F:364:PRO:HG3	2.35	0.41
1:H:431:ASP:O	1:H:434:MET:HE3	2.19	0.41
1:H:693:LYS:HA	1:H:693:LYS:HD2	1.88	0.41
1:J:484:TYR:CZ	1:O:580:VAL:HG22	2.55	0.41
1:L:657:ASN:HA	1:L:658:PRO:HD3	1.82	0.41

*Continued on next page...*

*Continued from previous page...*

Atom-1	Atom-2	Interatomic distance (Å)	Clash overlap (Å)
1:L:723:GLU:HA	1:L:724:PRO:HD3	1.91	0.41
1:M:268:ASN:HD22	1:M:271:HIS:HD2	1.68	0.41
1:N:500:ASN:C	1:N:502:PRO:HD3	2.41	0.41
1:P:339:THR:HG22	1:P:404:ARG:HD3	2.02	0.41
1:Q:339:THR:HG22	1:Q:404:ARG:HD3	2.02	0.41
1:Q:372:VAL:HA	1:Q:373:PRO:HD3	1.91	0.41
1:S:518:VAL:O	1:S:518:VAL:HG12	2.19	0.41
1:T:527:HIS:CD2	1:T:567:ARG:HH21	2.37	0.41
1:A:438:ILE:HD12	1:J:662:PHE:CD2	2.56	0.41
1:B:287:PHE:CZ	1:B:618:ILE:HG23	2.56	0.41
1:B:458:GLN:HG2	1:B:459:SER:N	2.34	0.41
1:B:693:LYS:HD2	1:B:693:LYS:HA	1.88	0.41
1:E:510:HIS:CE1	1:I:576:GLN:HG3	2.55	0.41
1:E:657:ASN:HA	1:E:658:PRO:HD3	1.82	0.41
1:F:263:GLN:O	1:F:265:GLY:N	2.53	0.41
1:I:505:ALA:HB1	1:Q:591:PRO:HB2	2.01	0.41
1:I:644:PRO:HA	1:I:645:PRO:HD2	1.91	0.41
1:J:657:ASN:HA	1:J:658:PRO:HD3	1.82	0.41
1:M:644:PRO:HA	1:M:645:PRO:HD2	1.91	0.41
1:O:500:ASN:C	1:O:502:PRO:HD3	2.41	0.41
1:P:272:TYR:HD1	1:P:378:LEU:CD2	2.33	0.41
1:R:287:PHE:CZ	1:R:618:ILE:HG23	2.55	0.41
1:S:249:LEU:HA	1:S:250:PRO:HD3	1.85	0.41
1:S:288:HIS:ND1	1:S:364:PRO:HG3	2.35	0.41
1:A:268:ASN:HD22	1:A:271:HIS:HD2	1.68	0.41
1:A:657:ASN:HA	1:A:658:PRO:HD3	1.82	0.41
1:B:321:LYS:HE2	1:B:334:ASN:OD1	2.21	0.41
1:B:426:HIS:HA	1:B:734:ARG:O	2.20	0.41
1:E:423:SER:HA	1:E:729:THR:HG23	2.01	0.41
1:E:505:ALA:HB1	1:I:591:PRO:HB2	2.02	0.41
1:G:321:LYS:HE2	1:G:334:ASN:OD1	2.21	0.41
1:H:339:THR:HG22	1:H:404:ARG:HD3	2.02	0.41
1:K:257:TYR:HB3	1:Q:715:VAL:HG21	2.02	0.41
1:K:359:GLN:HG3	1:R:439:ASP:O	2.21	0.41
1:K:511:LEU:HD21	1:R:480:PRO:HB3	2.02	0.41
1:L:263:GLN:O	1:L:265:GLY:N	2.53	0.41
1:L:639:GLY:N	2:L:999:D5M:HN62	1.97	0.41
1:M:231:ASP:HB2	1:N:399:PRO:HG3	2.02	0.41
1:N:294:ARG:HE	1:N:298:ARG:HE	1.69	0.41
1:N:723:GLU:HA	1:N:724:PRO:HD3	1.91	0.41
1:P:294:ARG:HE	1:P:298:ARG:HE	1.69	0.41

*Continued on next page...*



*Continued from previous page...*

Atom-1	Atom-2	Interatomic distance (Å)	Clash overlap (Å)
1:Q:268:ASN:HD22	1:Q:271:HIS:HD2	1.68	0.41
1:Q:500:ASN:C	1:Q:502:PRO:HD3	2.41	0.41
1:R:431:ASP:O	1:R:434:MET:HE3	2.20	0.41
1:R:524:MET:CE	1:R:573:ALA:HA	2.42	0.41
1:R:590:ALA:HA	1:R:591:PRO:HD2	1.86	0.41
1:R:655:PRO:HG3	1:T:369:VAL:HG11	2.02	0.41
1:S:287:PHE:CZ	1:S:618:ILE:HG23	2.56	0.41
1:T:435:ASN:HA	1:T:436:PRO:HD3	1.87	0.41
1:A:351:PRO:HG3	1:D:735:ASN:ND2	2.35	0.41
1:B:475:ALA:HA	1:H:519:ASN:HB3	2.02	0.41
1:B:500:ASN:C	1:B:502:PRO:HD3	2.41	0.41
1:C:447:ARG:HG2	1:D:552:ASN:HD21	1.84	0.41
1:D:268:ASN:HD22	1:D:271:HIS:HD2	1.68	0.41
1:E:294:ARG:HE	1:E:298:ARG:HE	1.69	0.41
1:F:657:ASN:HA	1:F:658:PRO:HD3	1.82	0.41
1:H:321:LYS:HE2	1:H:334:ASN:OD1	2.21	0.41
1:I:235:LEU:HD13	1:I:235:LEU:HA	1.90	0.41
1:I:294:ARG:HE	1:I:298:ARG:HE	1.69	0.41
1:I:402:MET:H	1:R:227:ASN:ND2	2.19	0.41
1:J:279:TRP:CE2	1:J:650:LYS:HG2	2.56	0.41
1:J:540:ASN:HD21	1:J:560:ILE:HG22	1.86	0.41
1:K:231:ASP:HB2	1:S:399:PRO:HG3	2.02	0.41
1:K:369:VAL:HG11	1:S:655:PRO:HG3	2.02	0.41
1:L:367:ALA:HB2	1:T:396:GLU:HG3	2.02	0.41
1:M:435:ASN:HA	1:M:436:PRO:HD3	1.87	0.41
1:N:287:PHE:CZ	1:N:618:ILE:HG23	2.56	0.41
1:N:339:THR:HG22	1:N:404:ARG:HD3	2.02	0.41
1:N:518:VAL:O	1:N:518:VAL:HG12	2.20	0.41
1:P:321:LYS:HE2	1:P:334:ASN:OD1	2.21	0.41
1:A:321:LYS:HE2	1:A:334:ASN:OD1	2.21	0.41
1:A:435:ASN:HB3	1:C:358:HIS:CE1	2.55	0.41
1:A:578:GLY:H	1:A:596:VAL:HG13	1.86	0.41
1:B:228:TRP:O	1:C:399:PRO:HA	2.21	0.41
1:C:426:HIS:CE1	1:D:624:HIS:O	2.68	0.41
1:C:693:LYS:HA	1:C:693:LYS:HD2	1.88	0.41
1:D:518:VAL:HG12	1:D:518:VAL:O	2.20	0.41
1:F:287:PHE:CZ	1:F:618:ILE:HG23	2.56	0.41
1:G:337:THR:HG22	1:H:405:THR:HG21	2.03	0.41
1:G:339:THR:HG22	1:G:404:ARG:HD3	2.02	0.41
1:H:235:LEU:C	1:H:237:ASP:H	2.23	0.41
1:H:235:LEU:HD13	1:H:235:LEU:HA	1.89	0.41

*Continued on next page...*

*Continued from previous page...*

Atom-1	Atom-2	Interatomic distance (Å)	Clash overlap (Å)
1:H:249:LEU:HA	1:H:250:PRO:HD3	1.85	0.41
1:I:321:LYS:HE2	1:I:334:ASN:OD1	2.21	0.41
1:I:500:ASN:C	1:I:502:PRO:HD3	2.41	0.41
1:J:431:ASP:O	1:J:434:MET:HE3	2.21	0.41
1:K:518:VAL:O	1:K:518:VAL:HG12	2.19	0.41
1:M:235:LEU:C	1:M:237:ASP:H	2.23	0.41
1:M:540:ASN:HD21	1:M:560:ILE:HG22	1.86	0.41
1:O:268:ASN:HD22	1:O:271:HIS:HD2	1.68	0.41
1:Q:644:PRO:HA	1:Q:645:PRO:HD2	1.91	0.41
1:S:657:ASN:HD22	1:S:657:ASN:HA	1.62	0.41
1:T:321:LYS:HE2	1:T:334:ASN:OD1	2.21	0.41
1:T:693:LYS:HD2	1:T:693:LYS:HA	1.88	0.41
1:A:275:TYR:CZ	1:E:714:THR:HG21	2.55	0.41
1:A:294:ARG:HE	1:A:298:ARG:HE	1.69	0.41
1:A:702:THR:HB	1:B:700:GLN:H	1.84	0.41
1:A:735:ASN:HD22	1:C:351:PRO:HG3	1.86	0.41
1:B:235:LEU:C	1:B:237:ASP:H	2.23	0.41
1:B:249:LEU:HA	1:B:250:PRO:HD3	1.85	0.41
1:B:268:ASN:HD22	1:B:271:HIS:HD2	1.68	0.41
1:B:405:THR:HG21	1:C:337:THR:HG22	2.02	0.41
1:B:480:PRO:HB3	1:H:511:LEU:HD21	2.02	0.41
1:B:518:VAL:O	1:B:518:VAL:HG12	2.20	0.41
1:C:272:TYR:HD1	1:C:378:LEU:CD2	2.33	0.41
1:C:279:TRP:CE2	1:C:650:LYS:HG2	2.56	0.41
1:C:285:ASN:ND2	1:C:619:TRP:H	2.04	0.41
1:C:615:GLN:HE21	1:C:615:GLN:HB3	1.75	0.41
1:D:578:GLY:H	1:D:596:VAL:HG13	1.86	0.41
1:E:268:ASN:HD22	1:E:271:HIS:HD2	1.68	0.41
1:E:578:GLY:H	1:E:596:VAL:HG13	1.86	0.41
1:F:694:ARG:CD	1:P:391:SER:HA	2.51	0.41
1:G:287:PHE:CZ	1:G:618:ILE:HG23	2.56	0.41
1:G:644:PRO:HA	1:G:645:PRO:HD2	1.91	0.41
1:H:279:TRP:CE2	1:H:650:LYS:HG2	2.56	0.41
1:H:294:ARG:HE	1:H:298:ARG:HE	1.69	0.41
1:I:288:HIS:ND1	1:I:364:PRO:HG3	2.35	0.41
1:J:358:HIS:CE1	1:O:434:MET:HB2	2.56	0.41
1:J:365:PHE:HA	1:J:366:PRO:HD3	1.85	0.41
1:J:367:ALA:HB2	1:M:396:GLU:HG3	2.03	0.41
1:K:294:ARG:HE	1:K:298:ARG:HE	1.69	0.41
1:K:351:PRO:HG3	1:R:735:ASN:ND2	2.36	0.41
1:K:358:HIS:HA	1:R:440:GLN:HA	2.03	0.41

*Continued on next page...*

*Continued from previous page...*

Atom-1	Atom-2	Interatomic distance (Å)	Clash overlap (Å)
1:K:527:HIS:CD2	1:K:567:ARG:HH21	2.38	0.41
1:L:249:LEU:HA	1:L:250:PRO:HD3	1.85	0.41
1:L:279:TRP:CE2	1:L:650:LYS:HG2	2.56	0.41
1:L:294:ARG:HE	1:L:298:ARG:HE	1.69	0.41
1:M:500:ASN:C	1:M:502:PRO:HD3	2.41	0.41
1:M:578:GLY:H	1:M:596:VAL:HG13	1.86	0.41
1:N:235:LEU:C	1:N:237:ASP:H	2.23	0.41
1:O:279:TRP:CE2	1:O:650:LYS:HG2	2.56	0.41
1:O:288:HIS:ND1	1:O:364:PRO:HG3	2.35	0.41
1:O:431:ASP:O	1:O:434:MET:HE3	2.21	0.41
1:O:518:VAL:O	1:O:518:VAL:HG12	2.19	0.41
1:P:644:PRO:HA	1:P:645:PRO:HD2	1.91	0.41
1:Q:294:ARG:HE	1:Q:298:ARG:HE	1.69	0.41
1:Q:431:ASP:O	1:Q:434:MET:HE3	2.21	0.41
1:R:235:LEU:HD13	1:R:235:LEU:HA	1.89	0.41
1:R:294:ARG:HE	1:R:298:ARG:HE	1.69	0.41
1:R:540:ASN:HD21	1:R:560:ILE:HG22	1.86	0.41
1:S:321:LYS:HE2	1:S:334:ASN:OD1	2.21	0.41
1:S:693:LYS:HA	1:S:693:LYS:HD2	1.88	0.41
1:T:268:ASN:HD22	1:T:271:HIS:HD2	1.68	0.41
1:T:500:ASN:C	1:T:502:PRO:HD3	2.41	0.41
1:T:570:ASN:HA	1:T:571:PRO:HD3	1.89	0.41
1:A:702:THR:CB	1:B:700:GLN:H	2.34	0.41
1:B:279:TRP:CE2	1:B:650:LYS:HG2	2.56	0.41
1:C:294:ARG:HE	1:C:298:ARG:HE	1.69	0.41
1:C:723:GLU:HA	1:C:724:PRO:HD3	1.91	0.41
1:D:272:TYR:HD1	1:D:378:LEU:CD2	2.33	0.41
1:D:431:ASP:O	1:D:434:MET:HE3	2.21	0.41
1:D:570:ASN:HA	1:D:571:PRO:HD3	1.89	0.41
1:D:644:PRO:HA	1:D:645:PRO:HD2	1.91	0.41
1:E:519:ASN:HB3	1:I:475:ALA:HA	2.03	0.41
1:E:570:ASN:ND2	1:E:607:TRP:HB2	2.25	0.41
1:F:279:TRP:CE2	1:F:650:LYS:HG2	2.56	0.41
1:F:339:THR:HG22	1:F:404:ARG:HD3	2.02	0.41
1:F:500:ASN:C	1:F:502:PRO:HD3	2.41	0.41
1:H:411:PHE:HZ	1:H:645:PRO:HG3	1.86	0.41
1:J:287:PHE:CZ	1:J:618:ILE:HG23	2.56	0.41
1:K:279:TRP:CE2	1:K:650:LYS:HG2	2.56	0.41
1:L:288:HIS:ND1	1:L:364:PRO:HG3	2.35	0.41
1:L:321:LYS:HE2	1:L:334:ASN:OD1	2.21	0.41
1:M:235:LEU:HD13	1:M:235:LEU:HA	1.89	0.41

*Continued on next page...*

*Continued from previous page...*

Atom-1	Atom-2	Interatomic distance (Å)	Clash overlap (Å)
1:M:294:ARG:HE	1:M:298:ARG:HE	1.68	0.41
1:P:279:TRP:CE2	1:P:650:LYS:HG2	2.56	0.41
1:P:540:ASN:HD21	1:P:560:ILE:HG22	1.86	0.41
1:P:602:LEU:N	1:P:605:MET:HE2	2.25	0.41
1:R:268:ASN:HD22	1:R:271:HIS:HD2	1.68	0.41
1:A:287:PHE:CZ	1:A:618:ILE:HG23	2.56	0.40
1:B:372:VAL:HA	1:B:373:PRO:HD3	1.90	0.40
1:D:288:HIS:ND1	1:D:364:PRO:HG3	2.35	0.40
1:D:293:PRO:HB2	1:E:697:PRO:HD3	2.03	0.40
1:D:294:ARG:HE	1:D:298:ARG:HE	1.69	0.40
1:D:411:PHE:HZ	1:D:645:PRO:HG3	1.87	0.40
1:F:294:ARG:HE	1:F:298:ARG:HE	1.69	0.40
1:F:321:LYS:HE2	1:F:334:ASN:OD1	2.21	0.40
1:H:652:THR:HA	1:H:653:PRO:HD3	1.97	0.40
1:I:321:LYS:HB2	1:I:674:TYR:CE2	2.57	0.40
1:I:399:PRO:HG3	1:R:231:ASP:HB2	2.03	0.40
1:K:435:ASN:HA	1:K:436:PRO:HD3	1.87	0.40
1:M:287:PHE:CZ	1:M:618:ILE:HG23	2.56	0.40
1:M:321:LYS:HE2	1:M:334:ASN:OD1	2.21	0.40
1:M:411:PHE:HZ	1:M:645:PRO:HG3	1.86	0.40
1:O:227:ASN:HD22	1:O:227:ASN:HA	1.67	0.40
1:R:578:GLY:H	1:R:596:VAL:HG13	1.86	0.40
1:S:285:ASN:ND2	1:S:619:TRP:H	2.05	0.40
1:S:339:THR:HG22	1:S:404:ARG:HD3	2.02	0.40
1:A:524:MET:CE	1:A:573:ALA:HA	2.42	0.40
1:B:570:ASN:HA	1:B:571:PRO:HD3	1.89	0.40
1:B:607:TRP:O	1:H:625:THR:HB	2.21	0.40
1:D:372:VAL:HA	1:D:373:PRO:HD3	1.91	0.40
1:D:500:ASN:C	1:D:502:PRO:HD3	2.41	0.40
1:D:693:LYS:HA	1:D:693:LYS:HD2	1.88	0.40
1:D:710:ASN:HD22	1:Q:259:GLN:HE22	1.69	0.40
1:E:321:LYS:HE2	1:E:334:ASN:OD1	2.21	0.40
1:E:475:ALA:HA	1:Q:519:ASN:HB3	2.02	0.40
1:F:540:ASN:HD21	1:F:560:ILE:HG22	1.86	0.40
1:G:288:HIS:ND1	1:G:364:PRO:HG3	2.35	0.40
1:J:321:LYS:HB2	1:J:674:TYR:CE2	2.57	0.40
1:K:657:ASN:HD22	1:K:657:ASN:HA	1.62	0.40
1:M:693:LYS:HA	1:M:693:LYS:HD2	1.88	0.40
1:O:219:ASP:HB3	1:O:220:GLY:H	1.77	0.40
1:O:287:PHE:CZ	1:O:618:ILE:HG23	2.56	0.40
1:P:578:GLY:H	1:P:596:VAL:HG13	1.86	0.40

*Continued on next page...*

*Continued from previous page...*

Atom-1	Atom-2	Interatomic distance (Å)	Clash overlap (Å)
1:Q:321:LYS:HE2	1:Q:334:ASN:OD1	2.21	0.40
1:A:259:GLN:HE22	1:E:710:ASN:HD22	1.68	0.40
1:D:287:PHE:CZ	1:D:618:ILE:HG23	2.56	0.40
1:E:253:ASN:HB3	1:E:256:LEU:O	2.22	0.40
1:E:411:PHE:HZ	1:E:645:PRO:HG3	1.86	0.40
1:E:449:GLN:HA	1:E:459:SER:HA	2.04	0.40
1:E:480:PRO:HB3	1:Q:511:LEU:HD21	2.03	0.40
1:E:500:ASN:C	1:E:502:PRO:HD3	2.41	0.40
1:G:411:PHE:HZ	1:G:645:PRO:HG3	1.86	0.40
1:G:693:LYS:HD2	1:G:693:LYS:HA	1.88	0.40
1:K:287:PHE:CZ	1:K:618:ILE:HG23	2.56	0.40
1:L:658:PRO:HA	1:L:659:PRO:HD3	1.81	0.40
1:N:321:LYS:HB2	1:N:674:TYR:CE2	2.57	0.40
1:O:294:ARG:HE	1:O:298:ARG:HE	1.69	0.40
1:O:570:ASN:ND2	1:O:607:TRP:HB2	2.25	0.40
1:O:639:GLY:N	2:O:999:D5M:HN62	1.97	0.40
1:Q:279:TRP:CE2	1:Q:650:LYS:HG2	2.56	0.40
1:R:321:LYS:HE2	1:R:334:ASN:OD1	2.20	0.40
1:R:449:GLN:HA	1:R:459:SER:HA	2.04	0.40
1:S:279:TRP:CE2	1:S:650:LYS:HG2	2.56	0.40
1:S:365:PHE:HA	1:S:366:PRO:HD3	1.85	0.40
1:T:658:PRO:HA	1:T:659:PRO:HD3	1.81	0.40
1:A:321:LYS:HB2	1:A:674:TYR:CE2	2.57	0.40
1:A:488:ARG:NH2	1:D:584:LEU:HB3	2.37	0.40
1:C:411:PHE:HZ	1:C:645:PRO:HG3	1.86	0.40
1:C:639:GLY:N	2:C:999:D5M:HN62	1.97	0.40
1:C:735:ASN:ND2	1:D:351:PRO:HG3	2.37	0.40
1:F:268:ASN:HD22	1:F:271:HIS:HD2	1.68	0.40
1:F:411:PHE:HZ	1:F:645:PRO:HG3	1.86	0.40
1:F:581:ALA:O	1:P:485:ARG:HD3	2.21	0.40
1:H:578:GLY:H	1:H:596:VAL:HG13	1.86	0.40
1:I:279:TRP:CE2	1:I:650:LYS:HG2	2.56	0.40
1:I:287:PHE:CZ	1:I:618:ILE:HG23	2.56	0.40
1:J:590:ALA:HA	1:J:591:PRO:HD2	1.86	0.40
1:J:626:ASP:H	1:O:608:GLN:NE2	2.20	0.40
1:L:227:ASN:HD22	1:L:227:ASN:HA	1.67	0.40
1:L:253:ASN:HB3	1:L:256:LEU:O	2.22	0.40
1:N:411:PHE:HZ	1:N:645:PRO:HG3	1.86	0.40
1:O:402:MET:H	1:S:227:ASN:ND2	2.20	0.40
1:P:287:PHE:CZ	1:P:618:ILE:HG23	2.56	0.40
1:Q:540:ASN:HD21	1:Q:560:ILE:HG22	1.86	0.40

*Continued on next page...*

*Continued from previous page...*

Atom-1	Atom-2	Interatomic distance (Å)	Clash overlap (Å)
1:Q:700:GLN:H	1:R:702:THR:CB	2.35	0.40
1:R:253:ASN:HB3	1:R:256:LEU:O	2.22	0.40
1:T:294:ARG:HE	1:T:298:ARG:HE	1.69	0.40
1:T:365:PHE:HA	1:T:366:PRO:HD3	1.85	0.40
1:C:449:GLN:HA	1:C:459:SER:HA	2.04	0.40
1:D:279:TRP:CE2	1:D:650:LYS:HG2	2.56	0.40
1:D:405:THR:HG21	1:Q:337:THR:CG2	2.52	0.40
1:E:511:LEU:HD21	1:I:480:PRO:HB3	2.04	0.40
1:F:431:ASP:O	1:F:434:MET:HE3	2.20	0.40
1:F:699:ILE:O	1:F:699:ILE:HG13	2.22	0.40
1:F:723:GLU:HA	1:F:724:PRO:HD3	1.91	0.40
1:H:287:PHE:CZ	1:H:618:ILE:HG23	2.56	0.40
1:H:500:ASN:C	1:H:502:PRO:HD3	2.41	0.40
1:J:253:ASN:HB3	1:J:256:LEU:O	2.22	0.40
1:K:253:ASN:HB3	1:K:256:LEU:O	2.22	0.40
1:K:321:LYS:HE2	1:K:334:ASN:OD1	2.21	0.40
1:L:446:ASN:HD22	1:L:446:ASN:N	2.00	0.40
1:M:576:GLN:HE21	1:M:576:GLN:HB2	1.72	0.40
1:O:321:LYS:HB2	1:O:674:TYR:CE2	2.57	0.40
1:O:321:LYS:HE2	1:O:334:ASN:OD1	2.21	0.40
1:O:449:GLN:HA	1:O:459:SER:HA	2.04	0.40
1:P:411:PHE:HZ	1:P:645:PRO:HG3	1.86	0.40
1:Q:287:PHE:CZ	1:Q:618:ILE:HG23	2.56	0.40
1:Q:293:PRO:HB2	1:R:697:PRO:HD3	2.03	0.40
1:S:540:ASN:HD21	1:S:560:ILE:HG22	1.86	0.40
1:T:253:ASN:HB3	1:T:256:LEU:O	2.22	0.40
1:T:279:TRP:CE2	1:T:650:LYS:HG2	2.56	0.40
1:T:288:HIS:ND1	1:T:364:PRO:HG3	2.35	0.40
1:T:345:ASP:OD1	1:T:348:TYR:HA	2.22	0.40

All (41) symmetry-related close contacts are listed below. The label for Atom-2 includes the symmetry operator and encoded unit-cell translations to be applied.

Atom-1	Atom-2	Interatomic distance (Å)	Clash overlap (Å)
1:E:456:THR:OG1	1:K:469:GLN:O[3_445]	1.58	0.62
1:C:267:SER:C	1:L:455:THR:CG2[4_445]	1.59	0.61
1:C:267:SER:O	1:L:456:THR:OG1[4_445]	1.62	0.58
1:C:267:SER:CA	1:L:455:THR:O[4_445]	1.65	0.55
1:C:268:ASN:N	1:L:456:THR:N[4_445]	1.66	0.54
1:C:270:ASN:N	1:L:455:THR:OG1[4_445]	1.71	0.49

*Continued on next page...*

Continued from previous page...

Atom-1	Atom-2	Interatomic distance (Å)	Clash overlap (Å)
1:E:452:THR:OG1	1:G:263:GLN:NE2[2_445]	1.72	0.48
1:A:455:THR:N	1:L:469:GLN:CB[4_445]	1.76	0.44
1:C:268:ASN:N	1:L:455:THR:C[4_445]	1.84	0.36
1:C:268:ASN:N	1:L:455:THR:CG2[4_445]	1.86	0.34
1:C:267:SER:CA	1:L:455:THR:C[4_445]	1.88	0.32
1:C:267:SER:O	1:L:455:THR:CG2[4_445]	1.89	0.31
1:N:328:GLY:O	1:P:451:THR:C[5_445]	1.90	0.30
1:E:455:THR:OG1	1:G:272:TYR:CE2[2_445]	1.91	0.29
1:A:454:GLY:C	1:L:469:GLN:CB[4_445]	1.92	0.28
1:B:657:ASN:CG	1:P:455:THR:OG1[5_445]	1.92	0.28
1:B:455:THR:N	1:Q:254:ASN:ND2[3_545]	1.95	0.25
1:C:267:SER:OG	1:L:455:THR:N[4_445]	1.95	0.25
1:C:268:ASN:N	1:L:455:THR:CA[4_445]	1.95	0.25
1:A:456:THR:CG2	1:L:263:GLN:CG[6_445]	1.96	0.24
1:B:455:THR:OG1	1:Q:254:ASN:OD1[3_545]	1.98	0.22
1:C:267:SER:C	1:L:456:THR:OG1[4_445]	2.02	0.18
1:A:709:VAL:CA	1:C:455:THR:OG1[3_545]	2.03	0.17
1:C:267:SER:OG	1:L:455:THR:O[4_445]	2.04	0.16
1:C:267:SER:C	1:L:455:THR:C[4_445]	2.11	0.09
1:C:269:ASP:N	1:L:455:THR:OG1[4_445]	2.11	0.09
1:N:330:THR:CA	1:P:452:THR:CG2[5_445]	2.11	0.09
1:C:267:SER:C	1:L:456:THR:N[4_445]	2.13	0.07
1:A:455:THR:OG1	1:L:469:GLN:CA[4_445]	2.14	0.06
1:A:455:THR:OG1	1:L:469:GLN:N[4_445]	2.14	0.06
1:N:328:GLY:O	1:P:452:THR:N[5_445]	2.14	0.06
1:N:330:THR:CG2	1:P:452:THR:O[5_445]	2.14	0.06
1:E:457:ASN:ND2	1:G:263:GLN:CB[2_445]	2.15	0.05
1:C:267:SER:CB	1:L:455:THR:O[4_445]	2.16	0.04
1:N:330:THR:OG1	1:P:453:SER:C[5_445]	2.16	0.04
1:A:454:GLY:CA	1:L:469:GLN:CB[4_445]	2.17	0.03
1:C:267:SER:OG	1:L:455:THR:CA[4_445]	2.17	0.03
1:A:456:THR:CG2	1:L:263:GLN:CB[6_445]	2.18	0.02
1:B:657:ASN:CB	1:P:455:THR:OG1[5_445]	2.18	0.02
1:N:330:THR:N	1:P:452:THR:CG2[5_445]	2.18	0.02
1:N:330:THR:OG1	1:P:454:GLY:N[5_445]	2.19	0.01

## 5.3 Torsion angles [i](#)

### 5.3.1 Protein backbone [i](#)

In the following table, the Percentiles column shows the percent Ramachandran outliers of the chain as a percentile score with respect to all X-ray entries followed by that with respect to entries of similar resolution.

The Analysed column shows the number of residues for which the backbone conformation was analysed, and the total number of residues.

Mol	Chain	Analysed	Favoured	Allowed	Outliers	Percentiles	
1	A	518/736 (70%)	467 (90%)	44 (8%)	7 (1%)	11	22
1	B	518/736 (70%)	466 (90%)	45 (9%)	7 (1%)	11	22
1	C	518/736 (70%)	466 (90%)	45 (9%)	7 (1%)	11	22
1	D	518/736 (70%)	467 (90%)	44 (8%)	7 (1%)	11	22
1	E	518/736 (70%)	466 (90%)	45 (9%)	7 (1%)	11	22
1	F	518/736 (70%)	465 (90%)	46 (9%)	7 (1%)	11	22
1	G	518/736 (70%)	466 (90%)	45 (9%)	7 (1%)	11	22
1	H	518/736 (70%)	467 (90%)	44 (8%)	7 (1%)	11	22
1	I	518/736 (70%)	466 (90%)	45 (9%)	7 (1%)	11	22
1	J	518/736 (70%)	466 (90%)	45 (9%)	7 (1%)	11	22
1	K	518/736 (70%)	466 (90%)	45 (9%)	7 (1%)	11	22
1	L	518/736 (70%)	466 (90%)	45 (9%)	7 (1%)	11	22
1	M	518/736 (70%)	466 (90%)	45 (9%)	7 (1%)	11	22
1	N	518/736 (70%)	466 (90%)	45 (9%)	7 (1%)	11	22
1	O	518/736 (70%)	466 (90%)	45 (9%)	7 (1%)	11	22
1	P	518/736 (70%)	466 (90%)	44 (8%)	8 (2%)	10	21
1	Q	518/736 (70%)	465 (90%)	46 (9%)	7 (1%)	11	22
1	R	518/736 (70%)	466 (90%)	45 (9%)	7 (1%)	11	22
1	S	518/736 (70%)	466 (90%)	45 (9%)	7 (1%)	11	22
1	T	518/736 (70%)	465 (90%)	46 (9%)	7 (1%)	11	22
All	All	10360/14720 (70%)	9320 (90%)	899 (9%)	141 (1%)	11	22

All (141) Ramachandran outliers are listed below:

Mol	Chain	Res	Type
1	A	264	SER

*Continued on next page...*



*Continued from previous page...*

<b>Mol</b>	<b>Chain</b>	<b>Res</b>	<b>Type</b>
1	B	264	SER
1	C	264	SER
1	D	264	SER
1	E	264	SER
1	F	264	SER
1	G	264	SER
1	H	264	SER
1	I	264	SER
1	J	264	SER
1	K	264	SER
1	L	264	SER
1	M	264	SER
1	N	264	SER
1	O	264	SER
1	P	264	SER
1	Q	264	SER
1	R	264	SER
1	S	264	SER
1	T	264	SER
1	A	709	VAL
1	B	709	VAL
1	C	709	VAL
1	D	709	VAL
1	E	709	VAL
1	F	709	VAL
1	G	709	VAL
1	H	709	VAL
1	I	709	VAL
1	J	709	VAL
1	K	709	VAL
1	L	709	VAL
1	M	709	VAL
1	N	709	VAL
1	O	709	VAL
1	P	709	VAL
1	Q	709	VAL
1	R	709	VAL
1	S	709	VAL
1	T	709	VAL
1	A	537	MET
1	A	552	ASN
1	B	537	MET

*Continued on next page...*

*Continued from previous page...*

<b>Mol</b>	<b>Chain</b>	<b>Res</b>	<b>Type</b>
1	B	552	ASN
1	C	537	MET
1	C	552	ASN
1	D	537	MET
1	D	552	ASN
1	E	537	MET
1	E	552	ASN
1	F	537	MET
1	F	552	ASN
1	G	537	MET
1	G	552	ASN
1	H	537	MET
1	H	552	ASN
1	I	537	MET
1	I	552	ASN
1	J	537	MET
1	J	552	ASN
1	K	537	MET
1	K	552	ASN
1	L	537	MET
1	L	552	ASN
1	M	537	MET
1	M	552	ASN
1	N	537	MET
1	N	552	ASN
1	O	537	MET
1	O	552	ASN
1	P	537	MET
1	P	552	ASN
1	Q	537	MET
1	Q	552	ASN
1	R	537	MET
1	R	552	ASN
1	S	537	MET
1	S	552	ASN
1	T	537	MET
1	T	552	ASN
1	A	519	ASN
1	B	519	ASN
1	C	519	ASN
1	D	519	ASN
1	E	519	ASN

*Continued on next page...*

*Continued from previous page...*

<b>Mol</b>	<b>Chain</b>	<b>Res</b>	<b>Type</b>
1	F	519	ASN
1	G	519	ASN
1	H	519	ASN
1	I	519	ASN
1	J	519	ASN
1	K	519	ASN
1	L	519	ASN
1	M	519	ASN
1	N	519	ASN
1	O	519	ASN
1	P	519	ASN
1	Q	519	ASN
1	R	519	ASN
1	S	519	ASN
1	T	519	ASN
1	A	493	ALA
1	B	493	ALA
1	C	493	ALA
1	D	493	ALA
1	E	493	ALA
1	F	493	ALA
1	G	493	ALA
1	H	493	ALA
1	I	493	ALA
1	J	493	ALA
1	K	493	ALA
1	L	493	ALA
1	M	493	ALA
1	N	493	ALA
1	O	493	ALA
1	P	452	THR
1	P	493	ALA
1	Q	493	ALA
1	R	493	ALA
1	S	493	ALA
1	T	493	ALA
1	B	631	PRO
1	F	631	PRO
1	I	631	PRO
1	K	631	PRO
1	L	631	PRO
1	M	631	PRO

*Continued on next page...*

*Continued from previous page...*

Mol	Chain	Res	Type
1	N	631	PRO
1	O	631	PRO
1	Q	631	PRO
1	T	631	PRO
1	A	631	PRO
1	C	631	PRO
1	D	631	PRO
1	E	631	PRO
1	G	631	PRO
1	H	631	PRO
1	J	631	PRO
1	P	631	PRO
1	R	631	PRO
1	S	631	PRO

### 5.3.2 Protein sidechains [i](#)

In the following table, the Percentiles column shows the percent sidechain outliers of the chain as a percentile score with respect to all X-ray entries followed by that with respect to entries of similar resolution.

The Analysed column shows the number of residues for which the sidechain conformation was analysed, and the total number of residues.

Mol	Chain	Analysed	Rotameric	Outliers	Percentiles
1	A	459/627 (73%)	435 (95%)	24 (5%)	23 46
1	B	459/627 (73%)	435 (95%)	24 (5%)	23 46
1	C	459/627 (73%)	435 (95%)	24 (5%)	23 46
1	D	459/627 (73%)	435 (95%)	24 (5%)	23 46
1	E	459/627 (73%)	435 (95%)	24 (5%)	23 46
1	F	459/627 (73%)	435 (95%)	24 (5%)	23 46
1	G	459/627 (73%)	435 (95%)	24 (5%)	23 46
1	H	459/627 (73%)	435 (95%)	24 (5%)	23 46
1	I	459/627 (73%)	435 (95%)	24 (5%)	23 46
1	J	459/627 (73%)	435 (95%)	24 (5%)	23 46
1	K	459/627 (73%)	435 (95%)	24 (5%)	23 46
1	L	459/627 (73%)	435 (95%)	24 (5%)	23 46
1	M	459/627 (73%)	435 (95%)	24 (5%)	23 46

*Continued on next page...*

*Continued from previous page...*

Mol	Chain	Analysed	Rotameric	Outliers	Percentiles	
1	N	459/627 (73%)	435 (95%)	24 (5%)	23	46
1	O	459/627 (73%)	435 (95%)	24 (5%)	23	46
1	P	459/627 (73%)	435 (95%)	24 (5%)	23	46
1	Q	459/627 (73%)	435 (95%)	24 (5%)	23	46
1	R	459/627 (73%)	435 (95%)	24 (5%)	23	46
1	S	459/627 (73%)	435 (95%)	24 (5%)	23	46
1	T	459/627 (73%)	435 (95%)	24 (5%)	23	46
All	All	9180/12540 (73%)	8700 (95%)	480 (5%)	23	46

All (480) residues with a non-rotameric sidechain are listed below:

Mol	Chain	Res	Type
1	A	233	GLN
1	A	253	ASN
1	A	267	SER
1	A	285	ASN
1	A	304	TRP
1	A	353	VAL
1	A	379	THR
1	A	404	ARG
1	A	433	LEU
1	A	434	MET
1	A	446	ASN
1	A	451	THR
1	A	479	LEU
1	A	483	CYS
1	A	492	THR
1	A	494	ASN
1	A	498	ASN
1	A	576	GLN
1	A	594	ARG
1	A	608	GLN
1	A	615	GLN
1	A	650	LYS
1	A	694	ARG
1	A	702	THR
1	B	233	GLN
1	B	253	ASN
1	B	267	SER
1	B	285	ASN

*Continued on next page...*

*Continued from previous page...*

<b>Mol</b>	<b>Chain</b>	<b>Res</b>	<b>Type</b>
1	B	304	TRP
1	B	353	VAL
1	B	379	THR
1	B	404	ARG
1	B	433	LEU
1	B	434	MET
1	B	446	ASN
1	B	451	THR
1	B	479	LEU
1	B	483	CYS
1	B	492	THR
1	B	494	ASN
1	B	498	ASN
1	B	576	GLN
1	B	594	ARG
1	B	608	GLN
1	B	615	GLN
1	B	650	LYS
1	B	694	ARG
1	B	702	THR
1	C	233	GLN
1	C	253	ASN
1	C	267	SER
1	C	285	ASN
1	C	304	TRP
1	C	353	VAL
1	C	379	THR
1	C	404	ARG
1	C	433	LEU
1	C	434	MET
1	C	446	ASN
1	C	451	THR
1	C	479	LEU
1	C	483	CYS
1	C	492	THR
1	C	494	ASN
1	C	498	ASN
1	C	576	GLN
1	C	594	ARG
1	C	608	GLN
1	C	615	GLN
1	C	650	LYS

*Continued on next page...*

*Continued from previous page...*

<b>Mol</b>	<b>Chain</b>	<b>Res</b>	<b>Type</b>
1	C	694	ARG
1	C	702	THR
1	D	233	GLN
1	D	253	ASN
1	D	267	SER
1	D	285	ASN
1	D	304	TRP
1	D	353	VAL
1	D	379	THR
1	D	404	ARG
1	D	433	LEU
1	D	434	MET
1	D	446	ASN
1	D	451	THR
1	D	479	LEU
1	D	483	CYS
1	D	492	THR
1	D	494	ASN
1	D	498	ASN
1	D	576	GLN
1	D	594	ARG
1	D	608	GLN
1	D	615	GLN
1	D	650	LYS
1	D	694	ARG
1	D	702	THR
1	E	233	GLN
1	E	253	ASN
1	E	267	SER
1	E	285	ASN
1	E	304	TRP
1	E	353	VAL
1	E	379	THR
1	E	404	ARG
1	E	433	LEU
1	E	434	MET
1	E	446	ASN
1	E	451	THR
1	E	479	LEU
1	E	483	CYS
1	E	492	THR
1	E	494	ASN

*Continued on next page...*

*Continued from previous page...*

<b>Mol</b>	<b>Chain</b>	<b>Res</b>	<b>Type</b>
1	E	498	ASN
1	E	576	GLN
1	E	594	ARG
1	E	608	GLN
1	E	615	GLN
1	E	650	LYS
1	E	694	ARG
1	E	702	THR
1	F	233	GLN
1	F	253	ASN
1	F	267	SER
1	F	285	ASN
1	F	304	TRP
1	F	353	VAL
1	F	379	THR
1	F	404	ARG
1	F	433	LEU
1	F	434	MET
1	F	446	ASN
1	F	451	THR
1	F	479	LEU
1	F	483	CYS
1	F	492	THR
1	F	494	ASN
1	F	498	ASN
1	F	576	GLN
1	F	594	ARG
1	F	608	GLN
1	F	615	GLN
1	F	650	LYS
1	F	694	ARG
1	F	702	THR
1	G	233	GLN
1	G	253	ASN
1	G	267	SER
1	G	285	ASN
1	G	304	TRP
1	G	353	VAL
1	G	379	THR
1	G	404	ARG
1	G	433	LEU
1	G	434	MET

*Continued on next page...*



*Continued from previous page...*

<b>Mol</b>	<b>Chain</b>	<b>Res</b>	<b>Type</b>
1	G	446	ASN
1	G	451	THR
1	G	479	LEU
1	G	483	CYS
1	G	492	THR
1	G	494	ASN
1	G	498	ASN
1	G	576	GLN
1	G	594	ARG
1	G	608	GLN
1	G	615	GLN
1	G	650	LYS
1	G	694	ARG
1	G	702	THR
1	H	233	GLN
1	H	253	ASN
1	H	267	SER
1	H	285	ASN
1	H	304	TRP
1	H	353	VAL
1	H	379	THR
1	H	404	ARG
1	H	433	LEU
1	H	434	MET
1	H	446	ASN
1	H	451	THR
1	H	479	LEU
1	H	483	CYS
1	H	492	THR
1	H	494	ASN
1	H	498	ASN
1	H	576	GLN
1	H	594	ARG
1	H	608	GLN
1	H	615	GLN
1	H	650	LYS
1	H	694	ARG
1	H	702	THR
1	I	233	GLN
1	I	253	ASN
1	I	267	SER
1	I	285	ASN

*Continued on next page...*

*Continued from previous page...*

<b>Mol</b>	<b>Chain</b>	<b>Res</b>	<b>Type</b>
1	I	304	TRP
1	I	353	VAL
1	I	379	THR
1	I	404	ARG
1	I	433	LEU
1	I	434	MET
1	I	446	ASN
1	I	451	THR
1	I	479	LEU
1	I	483	CYS
1	I	492	THR
1	I	494	ASN
1	I	498	ASN
1	I	576	GLN
1	I	594	ARG
1	I	608	GLN
1	I	615	GLN
1	I	650	LYS
1	I	694	ARG
1	I	702	THR
1	J	233	GLN
1	J	253	ASN
1	J	267	SER
1	J	285	ASN
1	J	304	TRP
1	J	353	VAL
1	J	379	THR
1	J	404	ARG
1	J	433	LEU
1	J	434	MET
1	J	446	ASN
1	J	451	THR
1	J	479	LEU
1	J	483	CYS
1	J	492	THR
1	J	494	ASN
1	J	498	ASN
1	J	576	GLN
1	J	594	ARG
1	J	608	GLN
1	J	615	GLN
1	J	650	LYS

*Continued on next page...*

*Continued from previous page...*

<b>Mol</b>	<b>Chain</b>	<b>Res</b>	<b>Type</b>
1	J	694	ARG
1	J	702	THR
1	K	233	GLN
1	K	253	ASN
1	K	267	SER
1	K	285	ASN
1	K	304	TRP
1	K	353	VAL
1	K	379	THR
1	K	404	ARG
1	K	433	LEU
1	K	434	MET
1	K	446	ASN
1	K	451	THR
1	K	479	LEU
1	K	483	CYS
1	K	492	THR
1	K	494	ASN
1	K	498	ASN
1	K	576	GLN
1	K	594	ARG
1	K	608	GLN
1	K	615	GLN
1	K	650	LYS
1	K	694	ARG
1	K	702	THR
1	L	233	GLN
1	L	253	ASN
1	L	267	SER
1	L	285	ASN
1	L	304	TRP
1	L	353	VAL
1	L	379	THR
1	L	404	ARG
1	L	433	LEU
1	L	434	MET
1	L	446	ASN
1	L	451	THR
1	L	479	LEU
1	L	483	CYS
1	L	492	THR
1	L	494	ASN

*Continued on next page...*

*Continued from previous page...*

<b>Mol</b>	<b>Chain</b>	<b>Res</b>	<b>Type</b>
1	L	498	ASN
1	L	576	GLN
1	L	594	ARG
1	L	608	GLN
1	L	615	GLN
1	L	650	LYS
1	L	694	ARG
1	L	702	THR
1	M	233	GLN
1	M	253	ASN
1	M	267	SER
1	M	285	ASN
1	M	304	TRP
1	M	353	VAL
1	M	379	THR
1	M	404	ARG
1	M	433	LEU
1	M	434	MET
1	M	446	ASN
1	M	451	THR
1	M	479	LEU
1	M	483	CYS
1	M	492	THR
1	M	494	ASN
1	M	498	ASN
1	M	576	GLN
1	M	594	ARG
1	M	608	GLN
1	M	615	GLN
1	M	650	LYS
1	M	694	ARG
1	M	702	THR
1	N	233	GLN
1	N	253	ASN
1	N	267	SER
1	N	285	ASN
1	N	304	TRP
1	N	353	VAL
1	N	379	THR
1	N	404	ARG
1	N	433	LEU
1	N	434	MET

*Continued on next page...*

*Continued from previous page...*

<b>Mol</b>	<b>Chain</b>	<b>Res</b>	<b>Type</b>
1	N	446	ASN
1	N	451	THR
1	N	479	LEU
1	N	483	CYS
1	N	492	THR
1	N	494	ASN
1	N	498	ASN
1	N	576	GLN
1	N	594	ARG
1	N	608	GLN
1	N	615	GLN
1	N	650	LYS
1	N	694	ARG
1	N	702	THR
1	O	233	GLN
1	O	253	ASN
1	O	267	SER
1	O	285	ASN
1	O	304	TRP
1	O	353	VAL
1	O	379	THR
1	O	404	ARG
1	O	433	LEU
1	O	434	MET
1	O	446	ASN
1	O	451	THR
1	O	479	LEU
1	O	483	CYS
1	O	492	THR
1	O	494	ASN
1	O	498	ASN
1	O	576	GLN
1	O	594	ARG
1	O	608	GLN
1	O	615	GLN
1	O	650	LYS
1	O	694	ARG
1	O	702	THR
1	P	233	GLN
1	P	253	ASN
1	P	267	SER
1	P	285	ASN

*Continued on next page...*

*Continued from previous page...*

<b>Mol</b>	<b>Chain</b>	<b>Res</b>	<b>Type</b>
1	P	304	TRP
1	P	353	VAL
1	P	379	THR
1	P	404	ARG
1	P	433	LEU
1	P	434	MET
1	P	446	ASN
1	P	451	THR
1	P	479	LEU
1	P	483	CYS
1	P	492	THR
1	P	494	ASN
1	P	498	ASN
1	P	576	GLN
1	P	594	ARG
1	P	608	GLN
1	P	615	GLN
1	P	650	LYS
1	P	694	ARG
1	P	702	THR
1	Q	233	GLN
1	Q	253	ASN
1	Q	267	SER
1	Q	285	ASN
1	Q	304	TRP
1	Q	353	VAL
1	Q	379	THR
1	Q	404	ARG
1	Q	433	LEU
1	Q	434	MET
1	Q	446	ASN
1	Q	451	THR
1	Q	479	LEU
1	Q	483	CYS
1	Q	492	THR
1	Q	494	ASN
1	Q	498	ASN
1	Q	576	GLN
1	Q	594	ARG
1	Q	608	GLN
1	Q	615	GLN
1	Q	650	LYS

*Continued on next page...*

*Continued from previous page...*

<b>Mol</b>	<b>Chain</b>	<b>Res</b>	<b>Type</b>
1	Q	694	ARG
1	Q	702	THR
1	R	233	GLN
1	R	253	ASN
1	R	267	SER
1	R	285	ASN
1	R	304	TRP
1	R	353	VAL
1	R	379	THR
1	R	404	ARG
1	R	433	LEU
1	R	434	MET
1	R	446	ASN
1	R	451	THR
1	R	479	LEU
1	R	483	CYS
1	R	492	THR
1	R	494	ASN
1	R	498	ASN
1	R	576	GLN
1	R	594	ARG
1	R	608	GLN
1	R	615	GLN
1	R	650	LYS
1	R	694	ARG
1	R	702	THR
1	S	233	GLN
1	S	253	ASN
1	S	267	SER
1	S	285	ASN
1	S	304	TRP
1	S	353	VAL
1	S	379	THR
1	S	404	ARG
1	S	433	LEU
1	S	434	MET
1	S	446	ASN
1	S	451	THR
1	S	479	LEU
1	S	483	CYS
1	S	492	THR
1	S	494	ASN

*Continued on next page...*

*Continued from previous page...*

Mol	Chain	Res	Type
1	S	498	ASN
1	S	576	GLN
1	S	594	ARG
1	S	608	GLN
1	S	615	GLN
1	S	650	LYS
1	S	694	ARG
1	S	702	THR
1	T	233	GLN
1	T	253	ASN
1	T	267	SER
1	T	285	ASN
1	T	304	TRP
1	T	353	VAL
1	T	379	THR
1	T	404	ARG
1	T	433	LEU
1	T	434	MET
1	T	446	ASN
1	T	451	THR
1	T	479	LEU
1	T	483	CYS
1	T	492	THR
1	T	494	ASN
1	T	498	ASN
1	T	576	GLN
1	T	594	ARG
1	T	608	GLN
1	T	615	GLN
1	T	650	LYS
1	T	694	ARG
1	T	702	THR

Sometimes sidechains can be flipped to improve hydrogen bonding and reduce clashes. All (481) such sidechains are listed below:

Mol	Chain	Res	Type
1	A	227	ASN
1	A	253	ASN
1	A	259	GLN
1	A	268	ASN
1	A	270	ASN
1	A	285	ASN

*Continued on next page...*



*Continued from previous page...*

<b>Mol</b>	<b>Chain</b>	<b>Res</b>	<b>Type</b>
1	A	317	ASN
1	A	374	GLN
1	A	407	ASN
1	A	426	HIS
1	A	428	GLN
1	A	446	ASN
1	A	457	ASN
1	A	465	GLN
1	A	498	ASN
1	A	510	HIS
1	A	519	ASN
1	A	527	HIS
1	A	538	HIS
1	A	540	ASN
1	A	552	ASN
1	A	576	GLN
1	A	608	GLN
1	A	646	GLN
1	A	704	ASN
1	A	710	ASN
1	B	227	ASN
1	B	253	ASN
1	B	268	ASN
1	B	285	ASN
1	B	317	ASN
1	B	358	HIS
1	B	374	GLN
1	B	407	ASN
1	B	426	HIS
1	B	428	GLN
1	B	446	ASN
1	B	457	ASN
1	B	465	GLN
1	B	498	ASN
1	B	510	HIS
1	B	527	HIS
1	B	538	HIS
1	B	540	ASN
1	B	576	GLN
1	B	608	GLN
1	B	646	GLN
1	B	704	ASN

*Continued on next page...*

*Continued from previous page...*

<b>Mol</b>	<b>Chain</b>	<b>Res</b>	<b>Type</b>
1	B	710	ASN
1	C	227	ASN
1	C	253	ASN
1	C	259	GLN
1	C	268	ASN
1	C	270	ASN
1	C	285	ASN
1	C	317	ASN
1	C	374	GLN
1	C	407	ASN
1	C	426	HIS
1	C	428	GLN
1	C	446	ASN
1	C	457	ASN
1	C	465	GLN
1	C	498	ASN
1	C	510	HIS
1	C	519	ASN
1	C	527	HIS
1	C	538	HIS
1	C	540	ASN
1	C	552	ASN
1	C	576	GLN
1	C	608	GLN
1	C	646	GLN
1	C	704	ASN
1	C	710	ASN
1	D	227	ASN
1	D	253	ASN
1	D	259	GLN
1	D	268	ASN
1	D	270	ASN
1	D	285	ASN
1	D	317	ASN
1	D	374	GLN
1	D	407	ASN
1	D	426	HIS
1	D	428	GLN
1	D	446	ASN
1	D	457	ASN
1	D	498	ASN
1	D	510	HIS

*Continued on next page...*

*Continued from previous page...*

<b>Mol</b>	<b>Chain</b>	<b>Res</b>	<b>Type</b>
1	D	519	ASN
1	D	527	HIS
1	D	538	HIS
1	D	540	ASN
1	D	552	ASN
1	D	576	GLN
1	D	608	GLN
1	D	624	HIS
1	D	646	GLN
1	D	704	ASN
1	D	710	ASN
1	E	227	ASN
1	E	253	ASN
1	E	259	GLN
1	E	268	ASN
1	E	270	ASN
1	E	285	ASN
1	E	317	ASN
1	E	374	GLN
1	E	407	ASN
1	E	426	HIS
1	E	428	GLN
1	E	446	ASN
1	E	457	ASN
1	E	498	ASN
1	E	510	HIS
1	E	519	ASN
1	E	527	HIS
1	E	538	HIS
1	E	540	ASN
1	E	552	ASN
1	E	576	GLN
1	E	608	GLN
1	E	646	GLN
1	E	704	ASN
1	E	710	ASN
1	F	227	ASN
1	F	253	ASN
1	F	259	GLN
1	F	268	ASN
1	F	285	ASN
1	F	317	ASN

*Continued on next page...*

*Continued from previous page...*

<b>Mol</b>	<b>Chain</b>	<b>Res</b>	<b>Type</b>
1	F	358	HIS
1	F	374	GLN
1	F	407	ASN
1	F	426	HIS
1	F	428	GLN
1	F	440	GLN
1	F	446	ASN
1	F	457	ASN
1	F	465	GLN
1	F	494	ASN
1	F	498	ASN
1	F	510	HIS
1	F	527	HIS
1	F	538	HIS
1	F	540	ASN
1	F	576	GLN
1	F	608	GLN
1	F	646	GLN
1	F	704	ASN
1	F	710	ASN
1	G	227	ASN
1	G	253	ASN
1	G	259	GLN
1	G	268	ASN
1	G	285	ASN
1	G	317	ASN
1	G	358	HIS
1	G	374	GLN
1	G	407	ASN
1	G	426	HIS
1	G	440	GLN
1	G	446	ASN
1	G	457	ASN
1	G	498	ASN
1	G	510	HIS
1	G	527	HIS
1	G	538	HIS
1	G	540	ASN
1	G	576	GLN
1	G	608	GLN
1	G	646	GLN
1	G	704	ASN

*Continued on next page...*

*Continued from previous page...*

<b>Mol</b>	<b>Chain</b>	<b>Res</b>	<b>Type</b>
1	G	710	ASN
1	H	227	ASN
1	H	253	ASN
1	H	259	GLN
1	H	268	ASN
1	H	270	ASN
1	H	285	ASN
1	H	317	ASN
1	H	374	GLN
1	H	407	ASN
1	H	426	HIS
1	H	446	ASN
1	H	457	ASN
1	H	498	ASN
1	H	510	HIS
1	H	519	ASN
1	H	527	HIS
1	H	538	HIS
1	H	540	ASN
1	H	552	ASN
1	H	576	GLN
1	H	608	GLN
1	H	646	GLN
1	H	704	ASN
1	H	710	ASN
1	I	227	ASN
1	I	253	ASN
1	I	259	GLN
1	I	268	ASN
1	I	270	ASN
1	I	285	ASN
1	I	317	ASN
1	I	374	GLN
1	I	407	ASN
1	I	426	HIS
1	I	428	GLN
1	I	446	ASN
1	I	457	ASN
1	I	498	ASN
1	I	510	HIS
1	I	519	ASN
1	I	527	HIS

*Continued on next page...*

*Continued from previous page...*

<b>Mol</b>	<b>Chain</b>	<b>Res</b>	<b>Type</b>
1	I	538	HIS
1	I	540	ASN
1	I	552	ASN
1	I	576	GLN
1	I	608	GLN
1	I	646	GLN
1	I	704	ASN
1	I	710	ASN
1	J	227	ASN
1	J	253	ASN
1	J	259	GLN
1	J	268	ASN
1	J	270	ASN
1	J	285	ASN
1	J	317	ASN
1	J	374	GLN
1	J	407	ASN
1	J	426	HIS
1	J	446	ASN
1	J	457	ASN
1	J	498	ASN
1	J	510	HIS
1	J	519	ASN
1	J	527	HIS
1	J	538	HIS
1	J	540	ASN
1	J	552	ASN
1	J	576	GLN
1	J	608	GLN
1	J	624	HIS
1	J	646	GLN
1	J	704	ASN
1	J	710	ASN
1	K	227	ASN
1	K	253	ASN
1	K	259	GLN
1	K	268	ASN
1	K	270	ASN
1	K	285	ASN
1	K	317	ASN
1	K	374	GLN
1	K	407	ASN

*Continued on next page...*

*Continued from previous page...*

<b>Mol</b>	<b>Chain</b>	<b>Res</b>	<b>Type</b>
1	K	426	HIS
1	K	446	ASN
1	K	457	ASN
1	K	498	ASN
1	K	510	HIS
1	K	519	ASN
1	K	527	HIS
1	K	538	HIS
1	K	540	ASN
1	K	552	ASN
1	K	576	GLN
1	K	608	GLN
1	K	646	GLN
1	K	704	ASN
1	K	710	ASN
1	L	227	ASN
1	L	253	ASN
1	L	259	GLN
1	L	268	ASN
1	L	285	ASN
1	L	317	ASN
1	L	358	HIS
1	L	374	GLN
1	L	407	ASN
1	L	426	HIS
1	L	440	GLN
1	L	446	ASN
1	L	457	ASN
1	L	498	ASN
1	L	510	HIS
1	L	527	HIS
1	L	538	HIS
1	L	540	ASN
1	L	576	GLN
1	L	608	GLN
1	L	646	GLN
1	L	704	ASN
1	L	710	ASN
1	M	227	ASN
1	M	253	ASN
1	M	259	GLN
1	M	268	ASN

*Continued on next page...*

*Continued from previous page...*

<b>Mol</b>	<b>Chain</b>	<b>Res</b>	<b>Type</b>
1	M	285	ASN
1	M	317	ASN
1	M	358	HIS
1	M	374	GLN
1	M	407	ASN
1	M	426	HIS
1	M	446	ASN
1	M	457	ASN
1	M	498	ASN
1	M	510	HIS
1	M	527	HIS
1	M	538	HIS
1	M	540	ASN
1	M	576	GLN
1	M	608	GLN
1	M	646	GLN
1	M	704	ASN
1	M	710	ASN
1	N	227	ASN
1	N	253	ASN
1	N	259	GLN
1	N	268	ASN
1	N	285	ASN
1	N	317	ASN
1	N	358	HIS
1	N	374	GLN
1	N	407	ASN
1	N	426	HIS
1	N	446	ASN
1	N	457	ASN
1	N	498	ASN
1	N	510	HIS
1	N	527	HIS
1	N	538	HIS
1	N	540	ASN
1	N	576	GLN
1	N	608	GLN
1	N	646	GLN
1	N	704	ASN
1	N	710	ASN
1	O	227	ASN
1	O	253	ASN

*Continued on next page...*



*Continued from previous page...*

<b>Mol</b>	<b>Chain</b>	<b>Res</b>	<b>Type</b>
1	O	259	GLN
1	O	268	ASN
1	O	285	ASN
1	O	317	ASN
1	O	358	HIS
1	O	374	GLN
1	O	407	ASN
1	O	426	HIS
1	O	428	GLN
1	O	446	ASN
1	O	457	ASN
1	O	465	GLN
1	O	498	ASN
1	O	510	HIS
1	O	527	HIS
1	O	538	HIS
1	O	540	ASN
1	O	576	GLN
1	O	608	GLN
1	O	646	GLN
1	O	704	ASN
1	O	710	ASN
1	P	227	ASN
1	P	253	ASN
1	P	259	GLN
1	P	268	ASN
1	P	270	ASN
1	P	285	ASN
1	P	317	ASN
1	P	374	GLN
1	P	407	ASN
1	P	426	HIS
1	P	446	ASN
1	P	457	ASN
1	P	498	ASN
1	P	510	HIS
1	P	519	ASN
1	P	527	HIS
1	P	538	HIS
1	P	540	ASN
1	P	552	ASN
1	P	576	GLN

*Continued on next page...*

*Continued from previous page...*

<b>Mol</b>	<b>Chain</b>	<b>Res</b>	<b>Type</b>
1	P	608	GLN
1	P	646	GLN
1	P	704	ASN
1	P	710	ASN
1	Q	227	ASN
1	Q	253	ASN
1	Q	259	GLN
1	Q	268	ASN
1	Q	270	ASN
1	Q	285	ASN
1	Q	317	ASN
1	Q	374	GLN
1	Q	407	ASN
1	Q	426	HIS
1	Q	428	GLN
1	Q	446	ASN
1	Q	457	ASN
1	Q	465	GLN
1	Q	498	ASN
1	Q	510	HIS
1	Q	519	ASN
1	Q	527	HIS
1	Q	538	HIS
1	Q	540	ASN
1	Q	552	ASN
1	Q	576	GLN
1	Q	608	GLN
1	Q	646	GLN
1	Q	704	ASN
1	Q	710	ASN
1	R	227	ASN
1	R	253	ASN
1	R	259	GLN
1	R	268	ASN
1	R	285	ASN
1	R	317	ASN
1	R	358	HIS
1	R	374	GLN
1	R	407	ASN
1	R	426	HIS
1	R	428	GLN
1	R	446	ASN

*Continued on next page...*

*Continued from previous page...*

<b>Mol</b>	<b>Chain</b>	<b>Res</b>	<b>Type</b>
1	R	457	ASN
1	R	498	ASN
1	R	510	HIS
1	R	527	HIS
1	R	538	HIS
1	R	540	ASN
1	R	576	GLN
1	R	608	GLN
1	R	646	GLN
1	R	704	ASN
1	R	710	ASN
1	S	227	ASN
1	S	253	ASN
1	S	259	GLN
1	S	268	ASN
1	S	285	ASN
1	S	317	ASN
1	S	358	HIS
1	S	374	GLN
1	S	407	ASN
1	S	426	HIS
1	S	446	ASN
1	S	457	ASN
1	S	498	ASN
1	S	510	HIS
1	S	527	HIS
1	S	538	HIS
1	S	540	ASN
1	S	576	GLN
1	S	608	GLN
1	S	646	GLN
1	S	704	ASN
1	S	710	ASN
1	T	227	ASN
1	T	253	ASN
1	T	259	GLN
1	T	268	ASN
1	T	285	ASN
1	T	317	ASN
1	T	358	HIS
1	T	374	GLN
1	T	407	ASN

*Continued on next page...*

*Continued from previous page...*

Mol	Chain	Res	Type
1	T	426	HIS
1	T	446	ASN
1	T	457	ASN
1	T	498	ASN
1	T	510	HIS
1	T	527	HIS
1	T	538	HIS
1	T	540	ASN
1	T	576	GLN
1	T	608	GLN
1	T	646	GLN
1	T	704	ASN
1	T	710	ASN

### 5.3.3 RNA [i](#)

There are no RNA molecules in this entry.

### 5.4 Non-standard residues in protein, DNA, RNA chains [i](#)

There are no non-standard protein/DNA/RNA residues in this entry.

### 5.5 Carbohydrates [i](#)

There are no monosaccharides in this entry.

### 5.6 Ligand geometry [i](#)

20 ligands are modelled in this entry.

In the following table, the Counts columns list the number of bonds (or angles) for which Mogul statistics could be retrieved, the number of bonds (or angles) that are observed in the model and the number of bonds (or angles) that are defined in the Chemical Component Dictionary. The Link column lists molecule types, if any, to which the group is linked. The Z score for a bond length (or angle) is the number of standard deviations the observed value is removed from the expected value. A bond length (or angle) with  $|Z| > 2$  is considered an outlier worth inspection. RMSZ is the root-mean-square of all Z scores of the bond lengths (or angles).

Mol	Type	Chain	Res	Link	Bond lengths			Bond angles		
					Counts	RMSZ	$\# Z  > 2$	Counts	RMSZ	$\# Z  > 2$
2	D5M	J	999	-	22,24,24	0.92	1 (4%)	24,36,36	1.30	3 (12%)

Mol	Type	Chain	Res	Link	Bond lengths			Bond angles		
					Counts	RMSZ	# Z  > 2	Counts	RMSZ	# Z  > 2
2	D5M	K	999	-	22,24,24	0.91	1 (4%)	24,36,36	1.30	2 (8%)
2	D5M	A	999	-	22,24,24	0.91	1 (4%)	24,36,36	1.30	3 (12%)
2	D5M	M	999	-	22,24,24	0.91	1 (4%)	24,36,36	1.31	3 (12%)
2	D5M	Q	999	-	22,24,24	0.91	1 (4%)	24,36,36	1.31	3 (12%)
2	D5M	E	999	-	22,24,24	0.92	1 (4%)	24,36,36	1.30	2 (8%)
2	D5M	R	999	-	22,24,24	0.91	1 (4%)	24,36,36	1.30	2 (8%)
2	D5M	P	999	-	22,24,24	0.91	1 (4%)	24,36,36	1.30	2 (8%)
2	D5M	I	999	-	22,24,24	0.91	1 (4%)	24,36,36	1.30	2 (8%)
2	D5M	T	999	-	22,24,24	0.91	1 (4%)	24,36,36	1.31	3 (12%)
2	D5M	O	999	-	22,24,24	0.91	1 (4%)	24,36,36	1.30	3 (12%)
2	D5M	B	999	-	22,24,24	0.91	1 (4%)	24,36,36	1.31	2 (8%)
2	D5M	C	999	-	22,24,24	0.91	1 (4%)	24,36,36	1.30	3 (12%)
2	D5M	H	999	-	22,24,24	0.91	1 (4%)	24,36,36	1.30	3 (12%)
2	D5M	D	999	-	22,24,24	0.92	1 (4%)	24,36,36	1.30	2 (8%)
2	D5M	F	999	-	22,24,24	0.91	1 (4%)	24,36,36	1.30	2 (8%)
2	D5M	G	999	-	22,24,24	0.91	1 (4%)	24,36,36	1.30	2 (8%)
2	D5M	S	999	-	22,24,24	0.90	1 (4%)	24,36,36	1.31	3 (12%)
2	D5M	N	999	-	22,24,24	0.91	1 (4%)	24,36,36	1.31	3 (12%)
2	D5M	L	999	-	22,24,24	0.91	1 (4%)	24,36,36	1.31	3 (12%)

In the following table, the Chirals column lists the number of chiral outliers, the number of chiral centers analysed, the number of these observed in the model and the number defined in the Chemical Component Dictionary. Similar counts are reported in the Torsion and Rings columns. '-' means no outliers of that kind were identified.

Mol	Type	Chain	Res	Link	Chirals	Torsions	Rings
2	D5M	J	999	-	-	0/6/22/22	0/3/3/3
2	D5M	K	999	-	-	0/6/22/22	0/3/3/3
2	D5M	A	999	-	-	0/6/22/22	0/3/3/3
2	D5M	M	999	-	-	0/6/22/22	0/3/3/3
2	D5M	Q	999	-	-	0/6/22/22	0/3/3/3
2	D5M	E	999	-	-	0/6/22/22	0/3/3/3
2	D5M	R	999	-	-	0/6/22/22	0/3/3/3
2	D5M	P	999	-	-	0/6/22/22	0/3/3/3
2	D5M	I	999	-	-	0/6/22/22	0/3/3/3
2	D5M	T	999	-	-	0/6/22/22	0/3/3/3
2	D5M	O	999	-	-	0/6/22/22	0/3/3/3
2	D5M	B	999	-	-	0/6/22/22	0/3/3/3

*Continued on next page...*

*Continued from previous page...*

Mol	Type	Chain	Res	Link	Chirals	Torsions	Rings
2	D5M	C	999	-	-	0/6/22/22	0/3/3/3
2	D5M	H	999	-	-	0/6/22/22	0/3/3/3
2	D5M	D	999	-	-	0/6/22/22	0/3/3/3
2	D5M	F	999	-	-	0/6/22/22	0/3/3/3
2	D5M	G	999	-	-	0/6/22/22	0/3/3/3
2	D5M	S	999	-	-	0/6/22/22	0/3/3/3
2	D5M	N	999	-	-	0/6/22/22	0/3/3/3
2	D5M	L	999	-	-	0/6/22/22	0/3/3/3

All (20) bond length outliers are listed below:

Mol	Chain	Res	Type	Atoms	Z	Observed(Å)	Ideal(Å)
2	E	999	D5M	C5-C4	2.65	1.47	1.40
2	J	999	D5M	C5-C4	2.64	1.47	1.40
2	A	999	D5M	C5-C4	2.64	1.47	1.40
2	G	999	D5M	C5-C4	2.64	1.47	1.40
2	R	999	D5M	C5-C4	2.63	1.47	1.40
2	K	999	D5M	C5-C4	2.63	1.47	1.40
2	N	999	D5M	C5-C4	2.62	1.47	1.40
2	H	999	D5M	C5-C4	2.62	1.47	1.40
2	S	999	D5M	C5-C4	2.62	1.47	1.40
2	D	999	D5M	C5-C4	2.62	1.47	1.40
2	I	999	D5M	C5-C4	2.62	1.47	1.40
2	L	999	D5M	C5-C4	2.62	1.47	1.40
2	T	999	D5M	C5-C4	2.62	1.47	1.40
2	F	999	D5M	C5-C4	2.61	1.47	1.40
2	C	999	D5M	C5-C4	2.61	1.47	1.40
2	M	999	D5M	C5-C4	2.60	1.47	1.40
2	B	999	D5M	C5-C4	2.60	1.47	1.40
2	Q	999	D5M	C5-C4	2.59	1.47	1.40
2	P	999	D5M	C5-C4	2.58	1.47	1.40
2	O	999	D5M	C5-C4	2.58	1.47	1.40

All (51) bond angle outliers are listed below:

Mol	Chain	Res	Type	Atoms	Z	Observed(°)	Ideal(°)
2	Q	999	D5M	N3-C2-N1	-3.28	123.55	128.68
2	A	999	D5M	N3-C2-N1	-3.28	123.55	128.68
2	O	999	D5M	N3-C2-N1	-3.28	123.55	128.68
2	N	999	D5M	N3-C2-N1	-3.28	123.56	128.68
2	L	999	D5M	N3-C2-N1	-3.28	123.56	128.68
2	D	999	D5M	N3-C2-N1	-3.27	123.56	128.68

*Continued on next page...*

*Continued from previous page...*

Mol	Chain	Res	Type	Atoms	Z	Observed(°)	Ideal(°)
2	M	999	D5M	N3-C2-N1	-3.27	123.56	128.68
2	F	999	D5M	N3-C2-N1	-3.27	123.57	128.68
2	P	999	D5M	N3-C2-N1	-3.26	123.58	128.68
2	S	999	D5M	N3-C2-N1	-3.26	123.58	128.68
2	E	999	D5M	N3-C2-N1	-3.26	123.58	128.68
2	H	999	D5M	N3-C2-N1	-3.26	123.58	128.68
2	C	999	D5M	N3-C2-N1	-3.26	123.59	128.68
2	B	999	D5M	N3-C2-N1	-3.26	123.59	128.68
2	R	999	D5M	N3-C2-N1	-3.25	123.60	128.68
2	T	999	D5M	N3-C2-N1	-3.25	123.60	128.68
2	G	999	D5M	N3-C2-N1	-3.25	123.61	128.68
2	K	999	D5M	N3-C2-N1	-3.24	123.62	128.68
2	I	999	D5M	N3-C2-N1	-3.23	123.63	128.68
2	J	999	D5M	N3-C2-N1	-3.22	123.64	128.68
2	B	999	D5M	C4-C5-N7	-2.72	106.56	109.40
2	S	999	D5M	C4-C5-N7	-2.72	106.57	109.40
2	T	999	D5M	C4-C5-N7	-2.72	106.57	109.40
2	K	999	D5M	C4-C5-N7	-2.72	106.57	109.40
2	N	999	D5M	C4-C5-N7	-2.71	106.57	109.40
2	M	999	D5M	C4-C5-N7	-2.70	106.58	109.40
2	R	999	D5M	C4-C5-N7	-2.70	106.59	109.40
2	F	999	D5M	C4-C5-N7	-2.70	106.59	109.40
2	G	999	D5M	C4-C5-N7	-2.70	106.59	109.40
2	I	999	D5M	C4-C5-N7	-2.69	106.59	109.40
2	J	999	D5M	C4-C5-N7	-2.69	106.60	109.40
2	D	999	D5M	C4-C5-N7	-2.68	106.60	109.40
2	L	999	D5M	C4-C5-N7	-2.67	106.61	109.40
2	E	999	D5M	C4-C5-N7	-2.67	106.62	109.40
2	A	999	D5M	C4-C5-N7	-2.67	106.62	109.40
2	O	999	D5M	C4-C5-N7	-2.64	106.65	109.40
2	P	999	D5M	C4-C5-N7	-2.64	106.65	109.40
2	Q	999	D5M	C4-C5-N7	-2.63	106.66	109.40
2	C	999	D5M	C4-C5-N7	-2.62	106.66	109.40
2	H	999	D5M	C4-C5-N7	-2.61	106.67	109.40
2	Q	999	D5M	C2-N1-C6	2.04	122.24	118.75
2	L	999	D5M	C2-N1-C6	2.03	122.23	118.75
2	N	999	D5M	C2-N1-C6	2.03	122.22	118.75
2	C	999	D5M	C2-N1-C6	2.02	122.21	118.75
2	S	999	D5M	C2-N1-C6	2.02	122.20	118.75
2	T	999	D5M	C2-N1-C6	2.02	122.20	118.75
2	O	999	D5M	C2-N1-C6	2.01	122.20	118.75
2	A	999	D5M	C2-N1-C6	2.01	122.19	118.75

*Continued on next page...*

*Continued from previous page...*

Mol	Chain	Res	Type	Atoms	Z	Observed(°)	Ideal(°)
2	J	999	D5M	C2-N1-C6	2.00	122.18	118.75
2	H	999	D5M	C2-N1-C6	2.00	122.18	118.75
2	M	999	D5M	C2-N1-C6	2.00	122.18	118.75

There are no chirality outliers.

There are no torsion outliers.

There are no ring outliers.

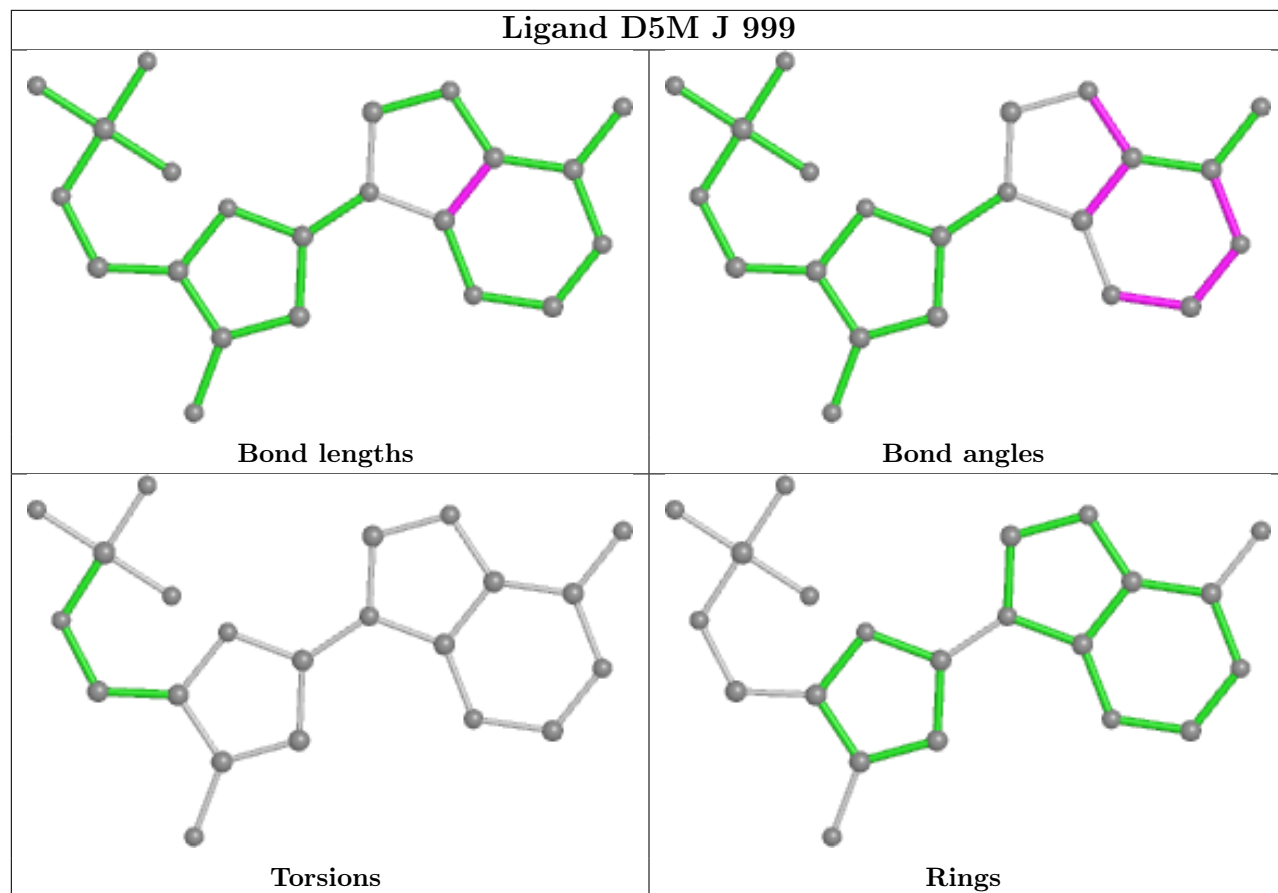
20 monomers are involved in 33 short contacts:

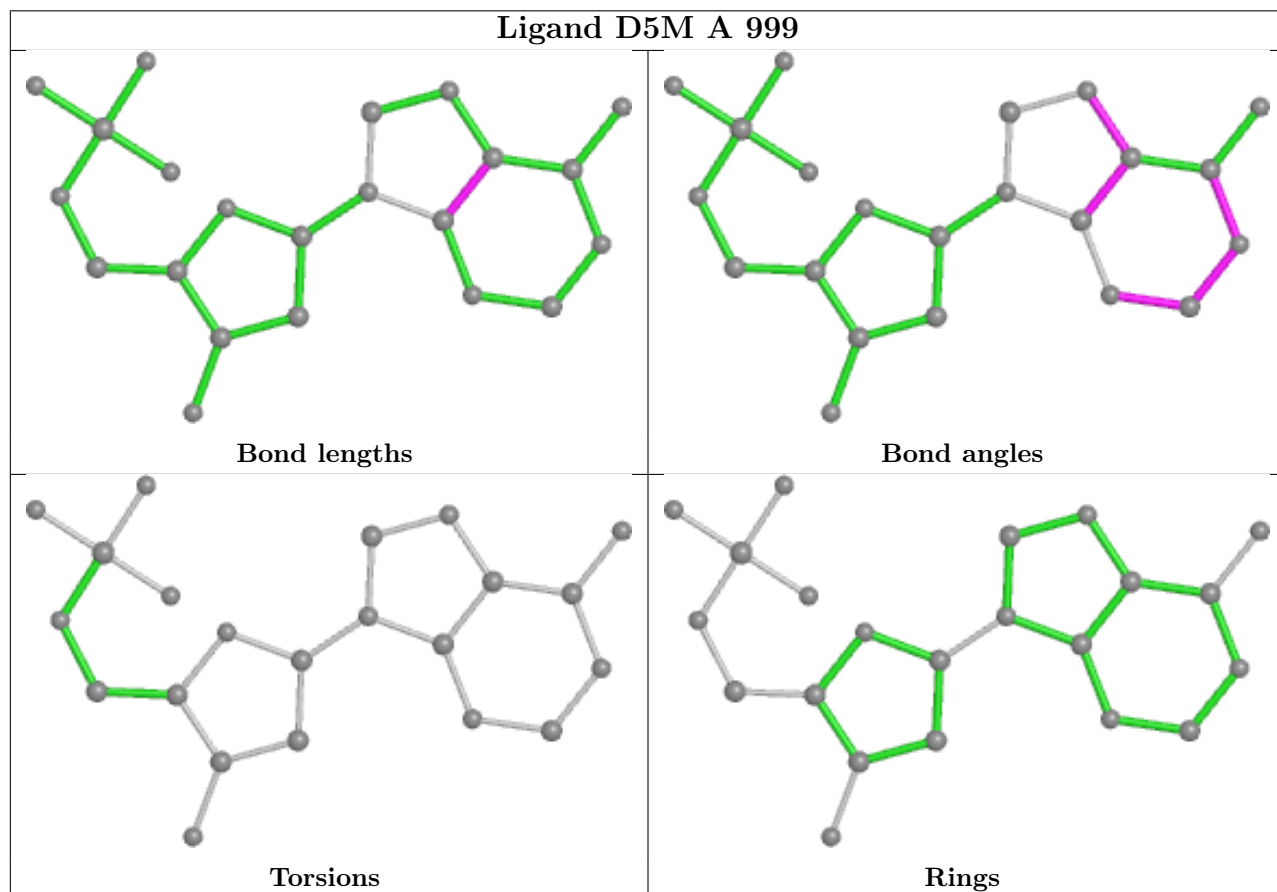
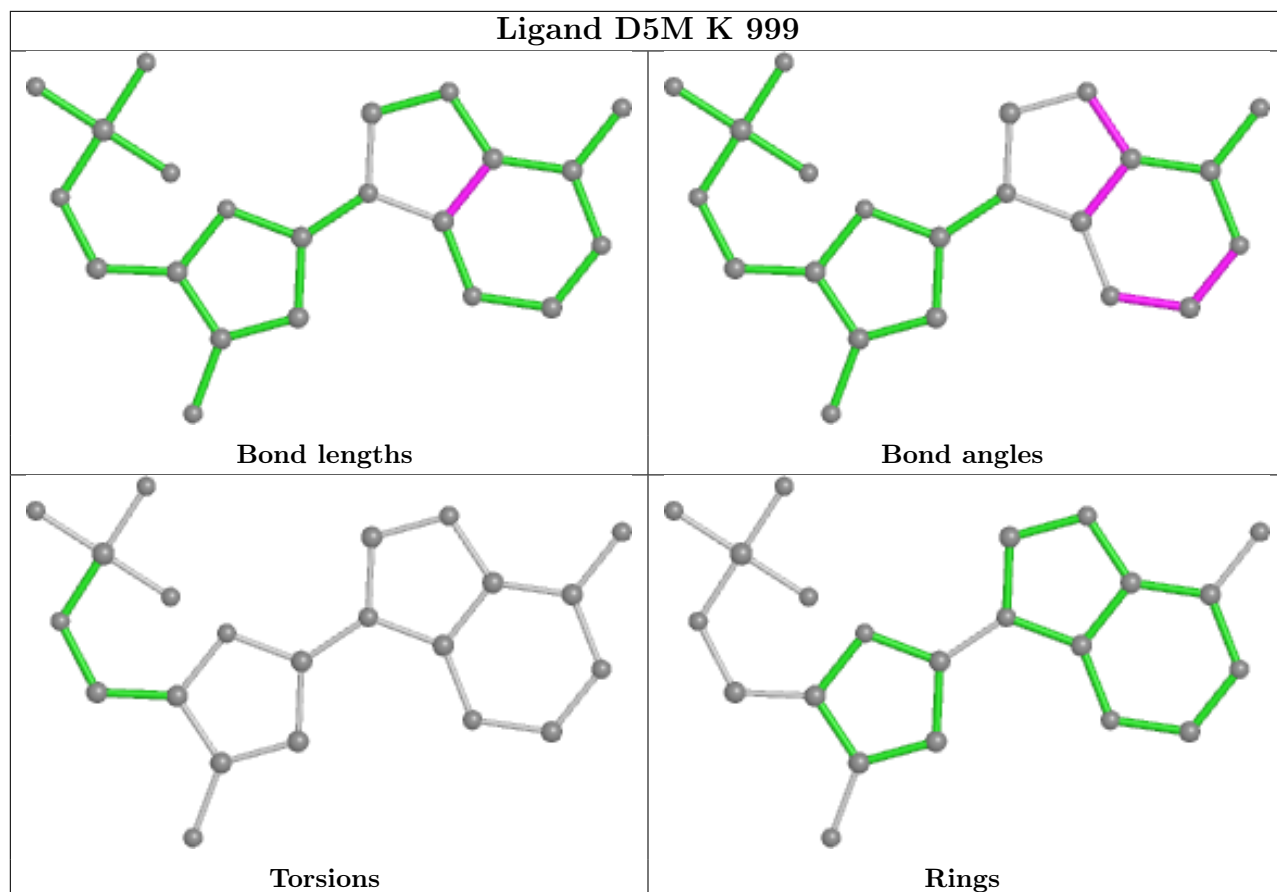
Mol	Chain	Res	Type	Clashes	Symm-Clashes
2	J	999	D5M	1	0
2	K	999	D5M	2	0
2	A	999	D5M	1	0
2	M	999	D5M	2	0
2	Q	999	D5M	1	0
2	E	999	D5M	2	0
2	R	999	D5M	1	0
2	P	999	D5M	1	0
2	I	999	D5M	1	0
2	T	999	D5M	2	0
2	O	999	D5M	2	0
2	B	999	D5M	2	0
2	C	999	D5M	2	0
2	H	999	D5M	2	0
2	D	999	D5M	2	0
2	F	999	D5M	2	0
2	G	999	D5M	2	0
2	S	999	D5M	1	0
2	N	999	D5M	2	0
2	L	999	D5M	2	0

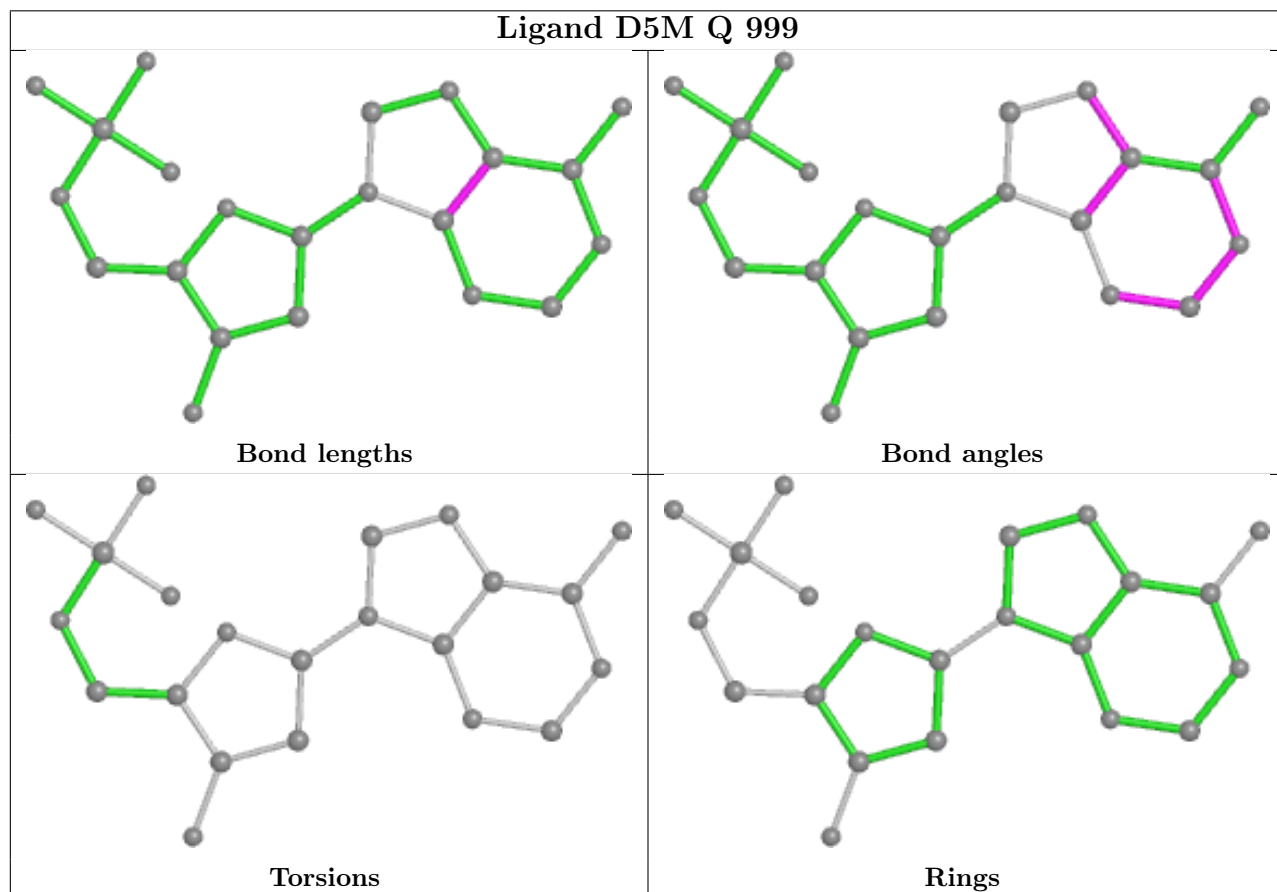
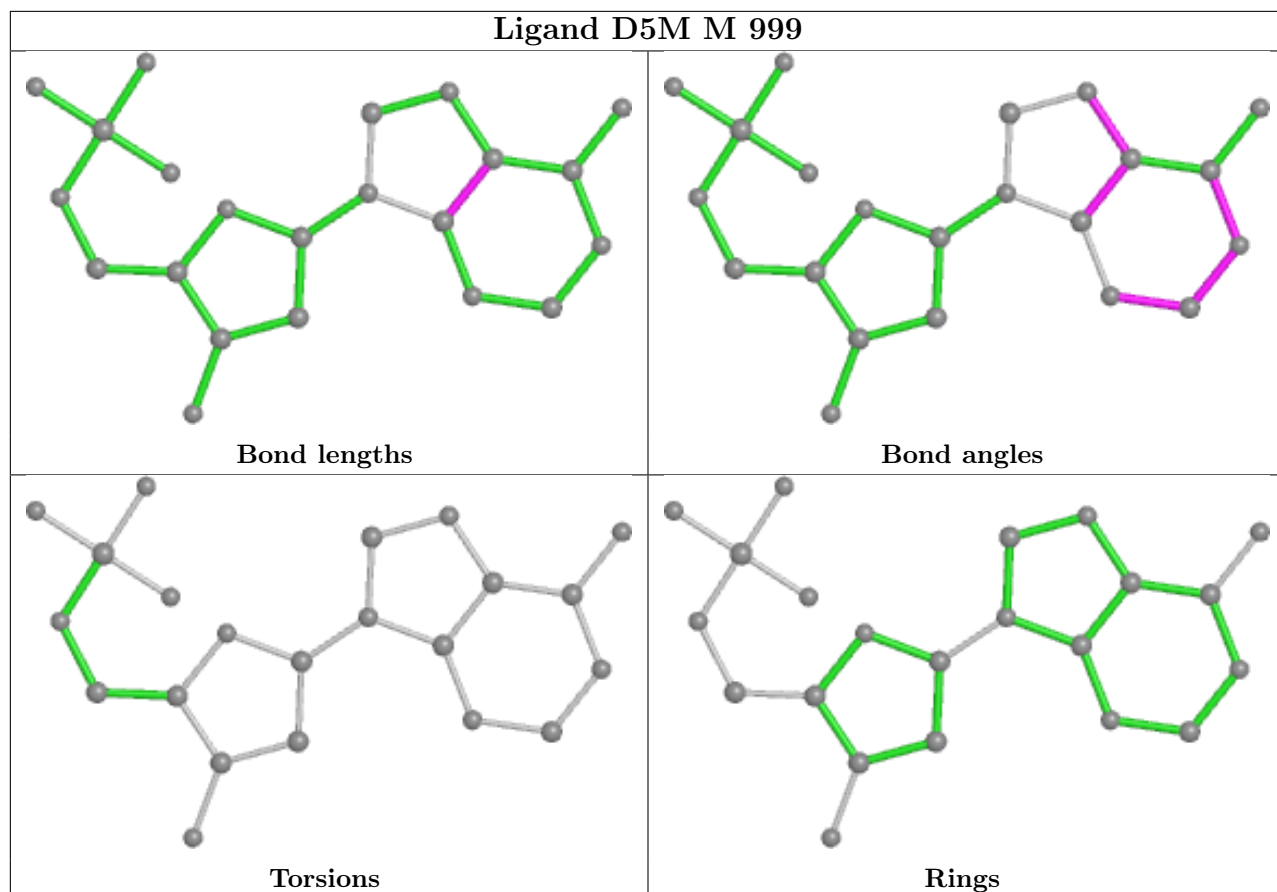
The following is a two-dimensional graphical depiction of Mogul quality analysis of bond lengths, bond angles, torsion angles, and ring geometry for all instances of the Ligand of Interest. In addition, ligands with molecular weight > 250 and outliers as shown on the validation Tables will also be included. For torsion angles, if less than 5% of the Mogul distribution of torsion angles is within 10 degrees of the torsion angle in question, then that torsion angle is considered an outlier. Any bond that is central to one or more torsion angles identified as an outlier by Mogul will be highlighted in the graph. For rings, the root-mean-square deviation (RMSD) between the ring in question and similar rings identified by Mogul is calculated over all ring torsion angles. If the average RMSD is greater than 60 degrees and the minimal RMSD between the ring in question and any Mogul-identified rings is also greater than 60 degrees, then that ring is considered an outlier. The outliers are highlighted in purple. The color gray indicates Mogul did not find sufficient

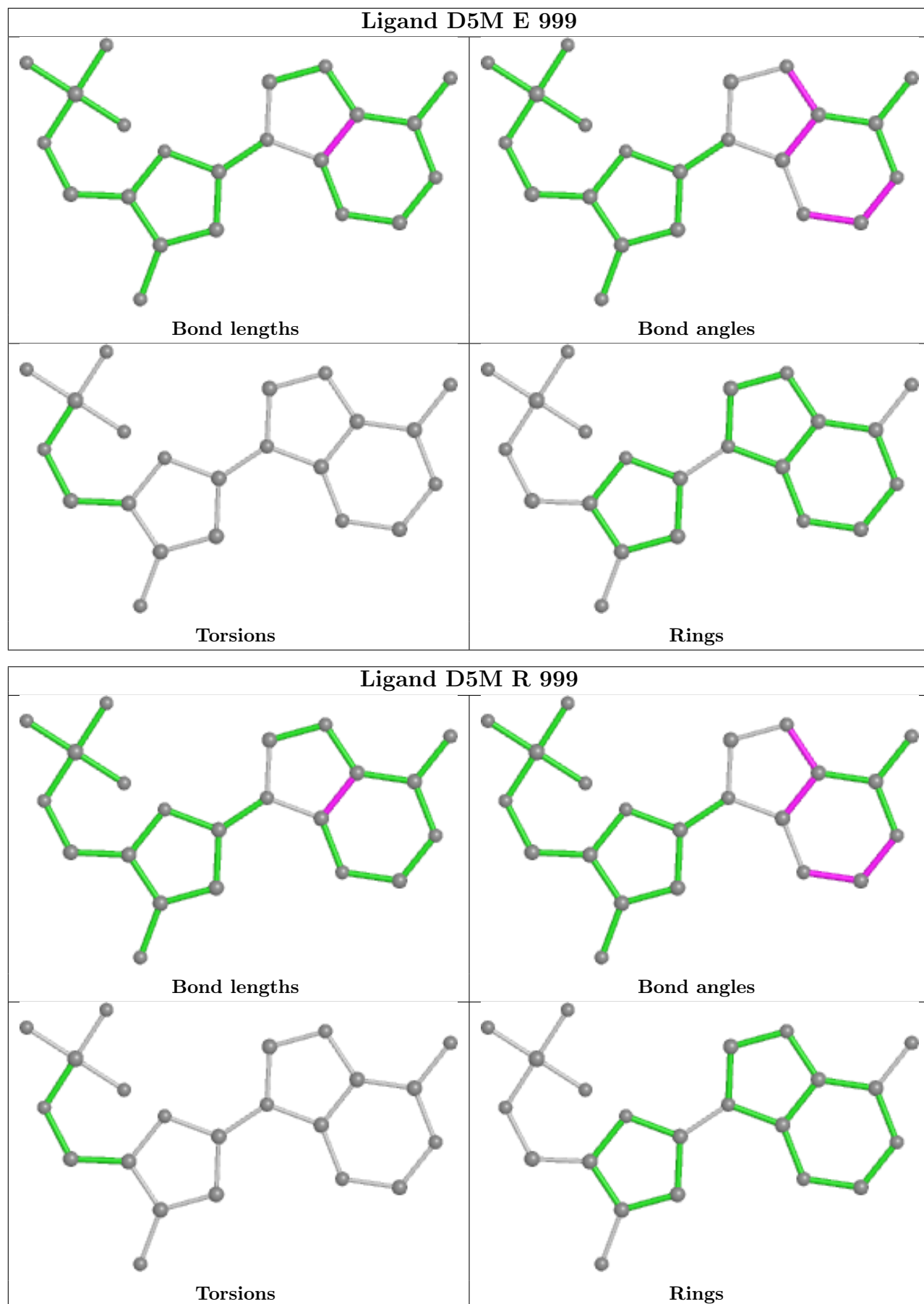


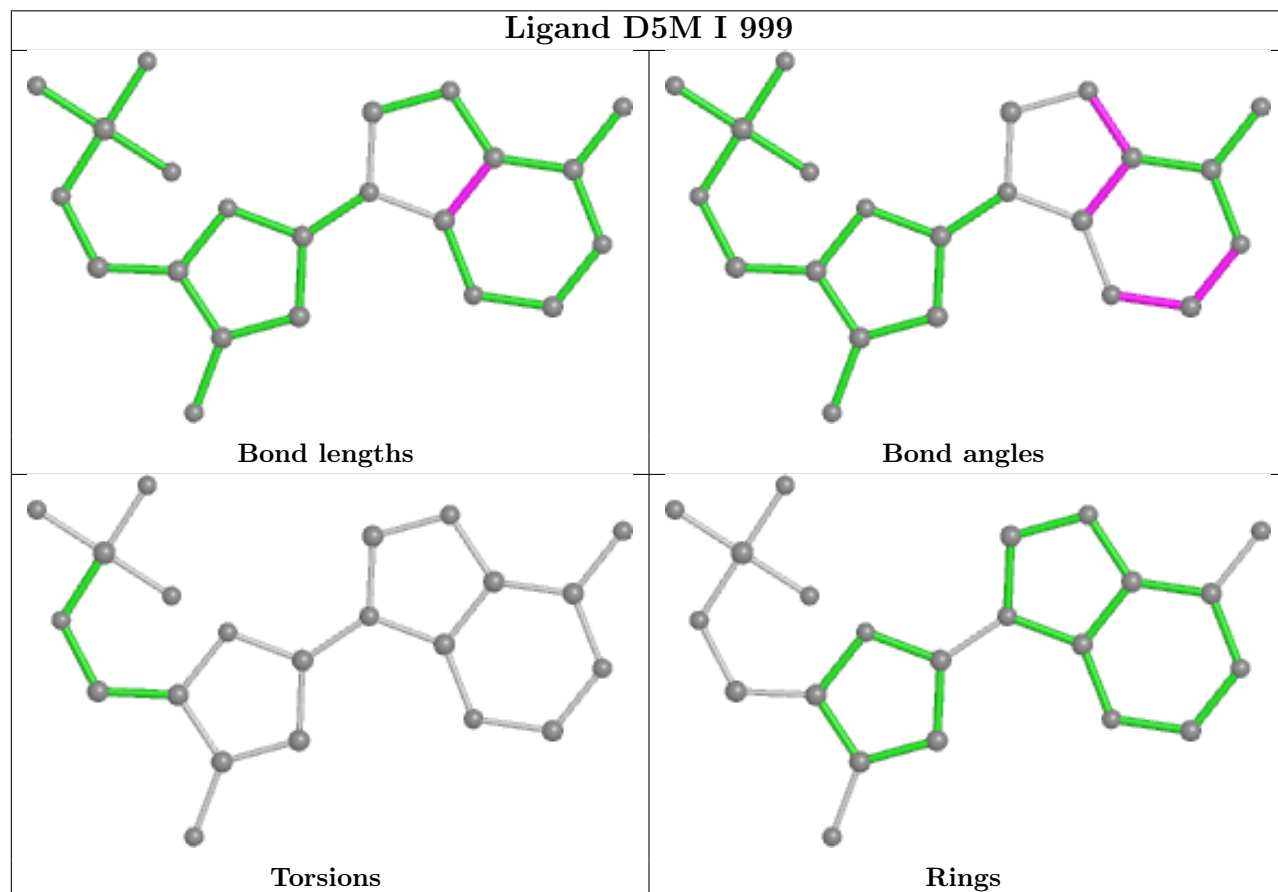
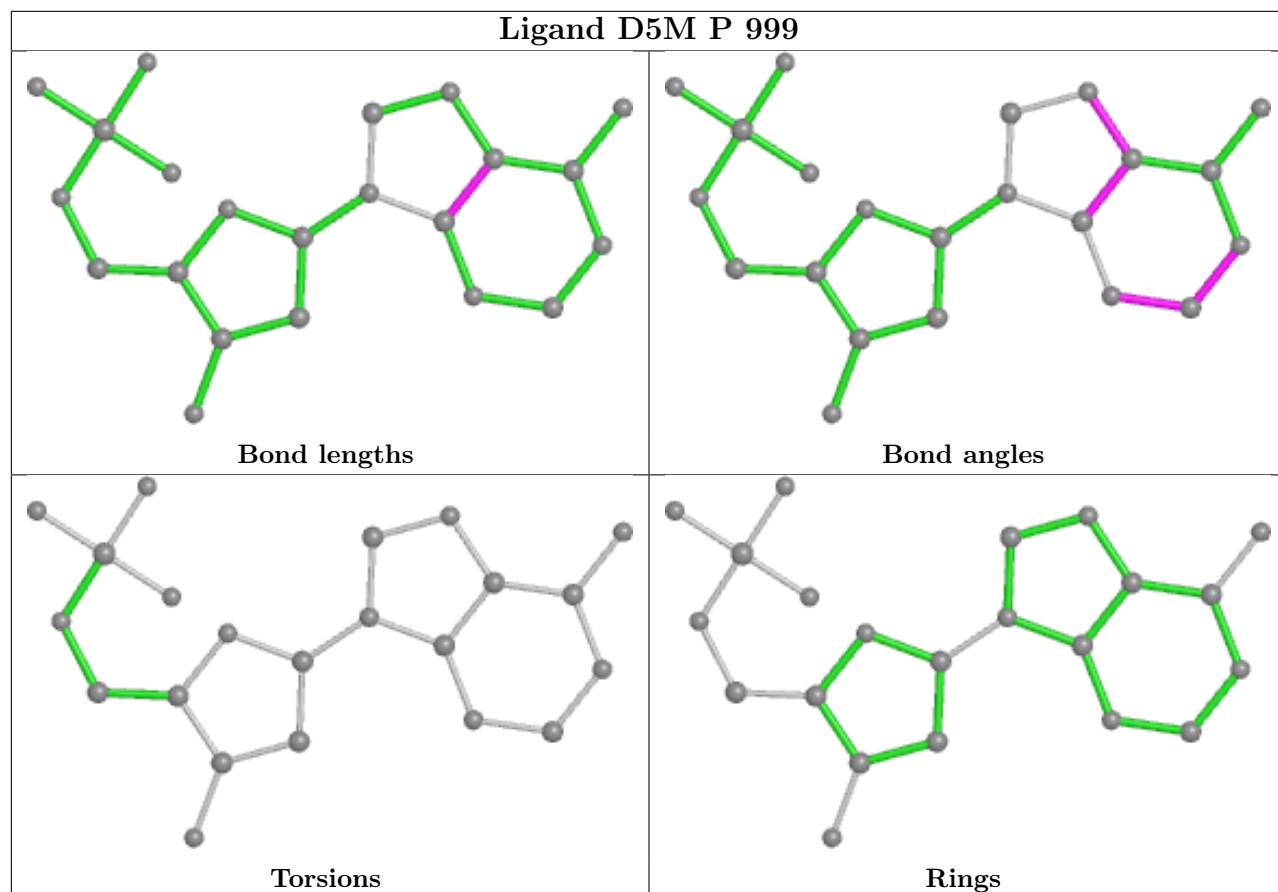
equivalents in the CSD to analyse the geometry.

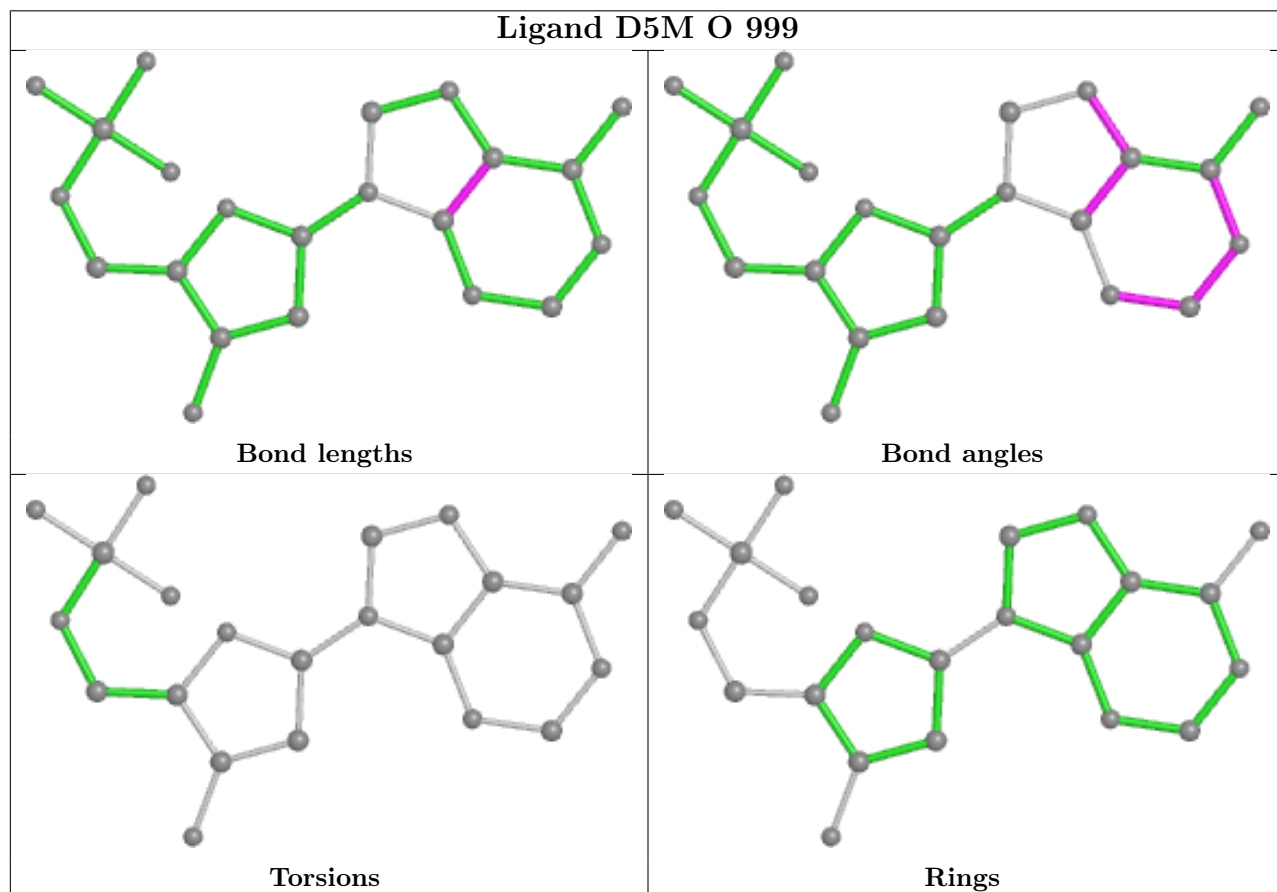
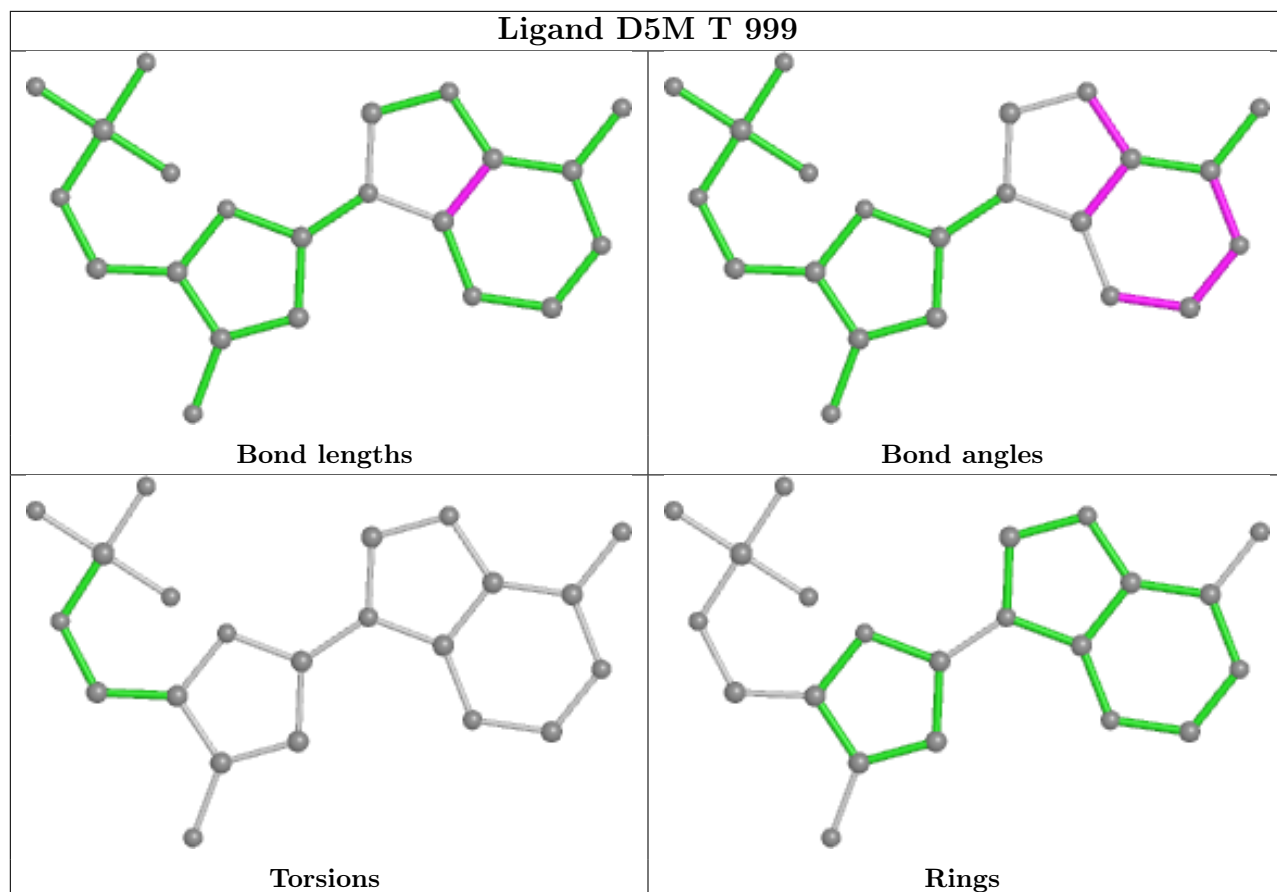


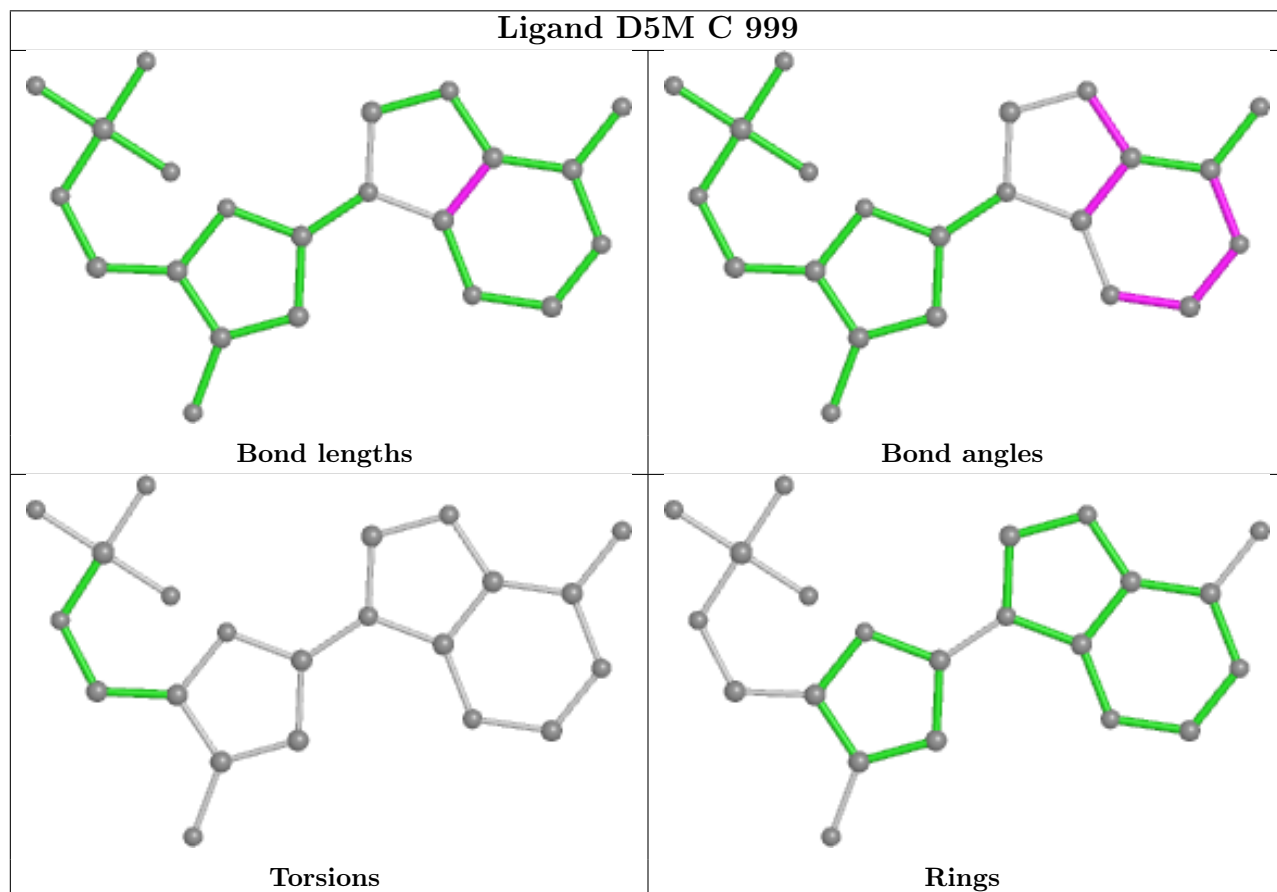
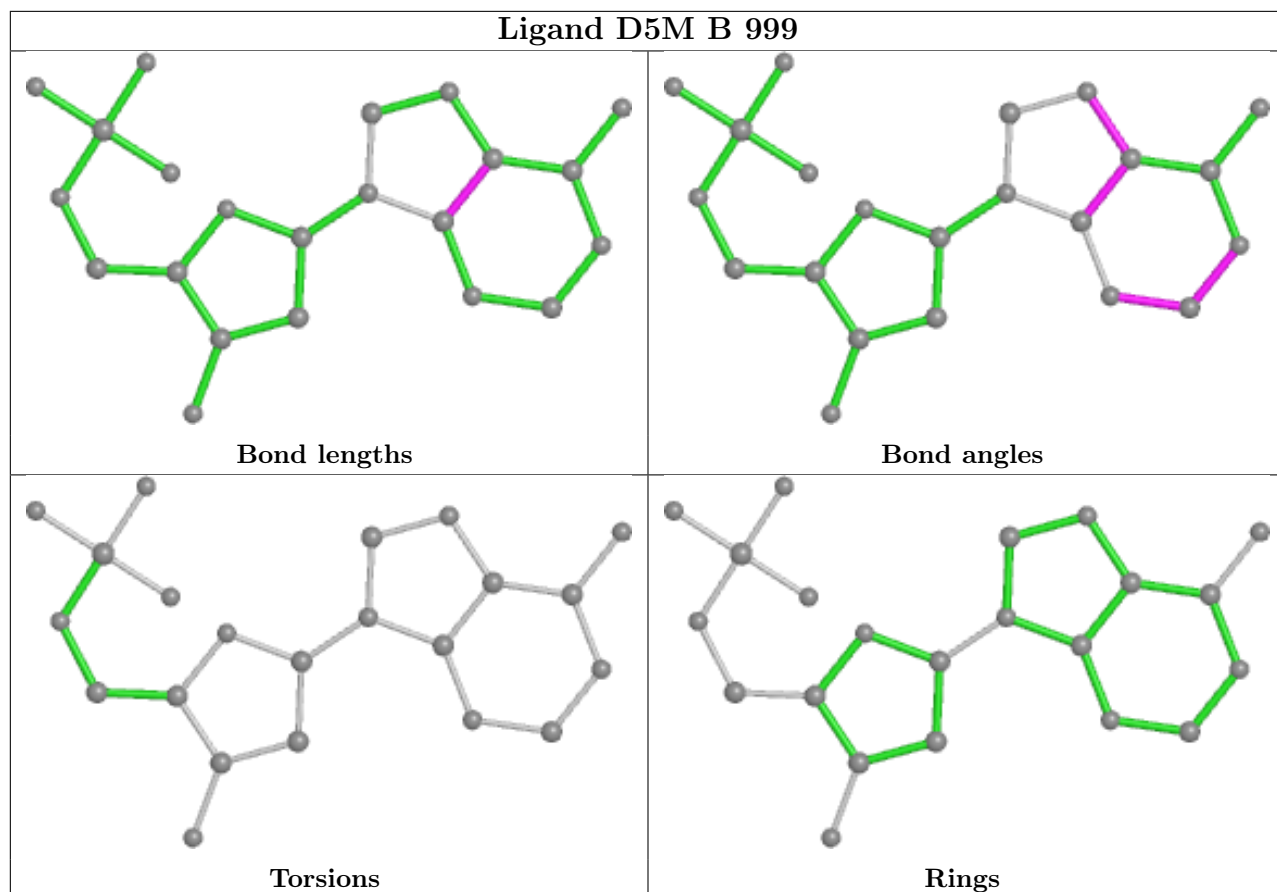


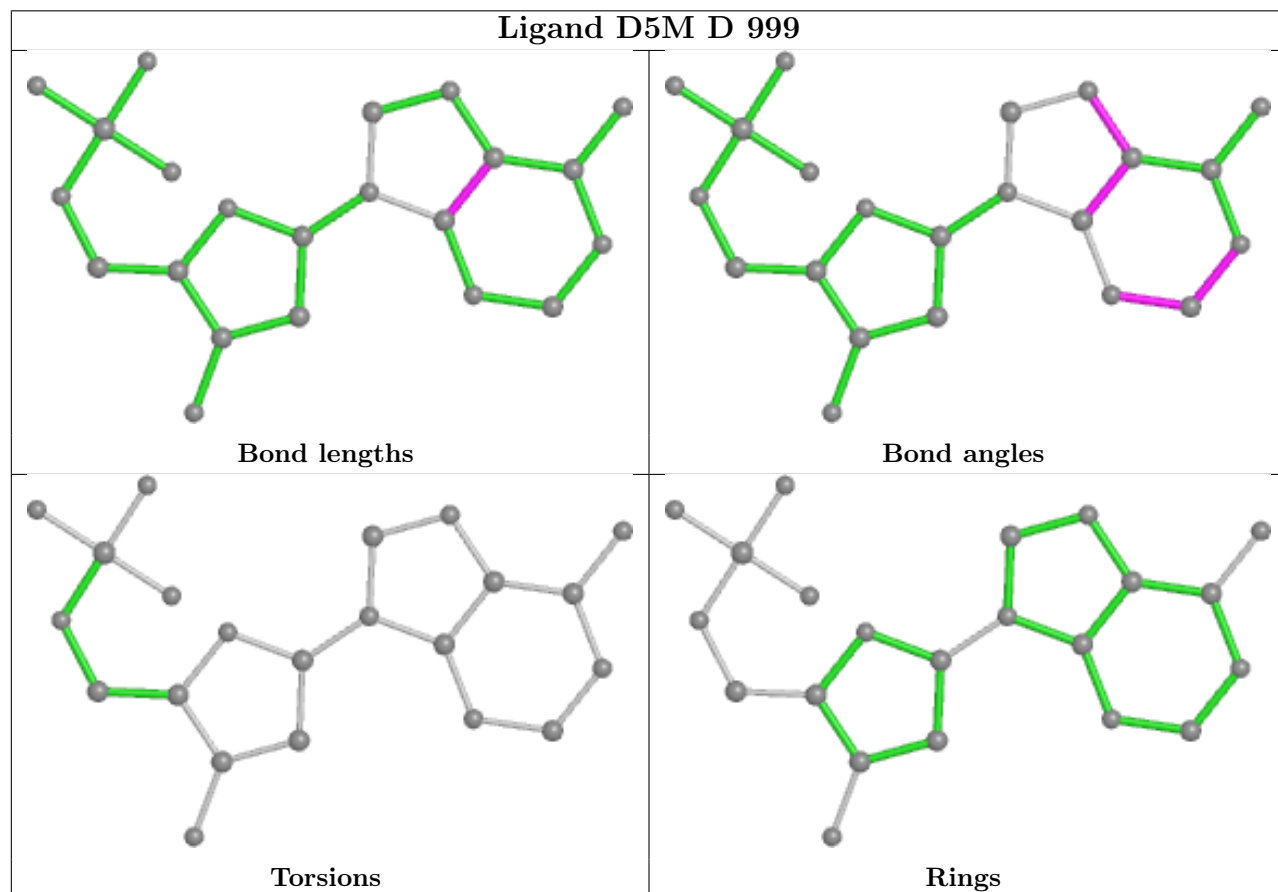
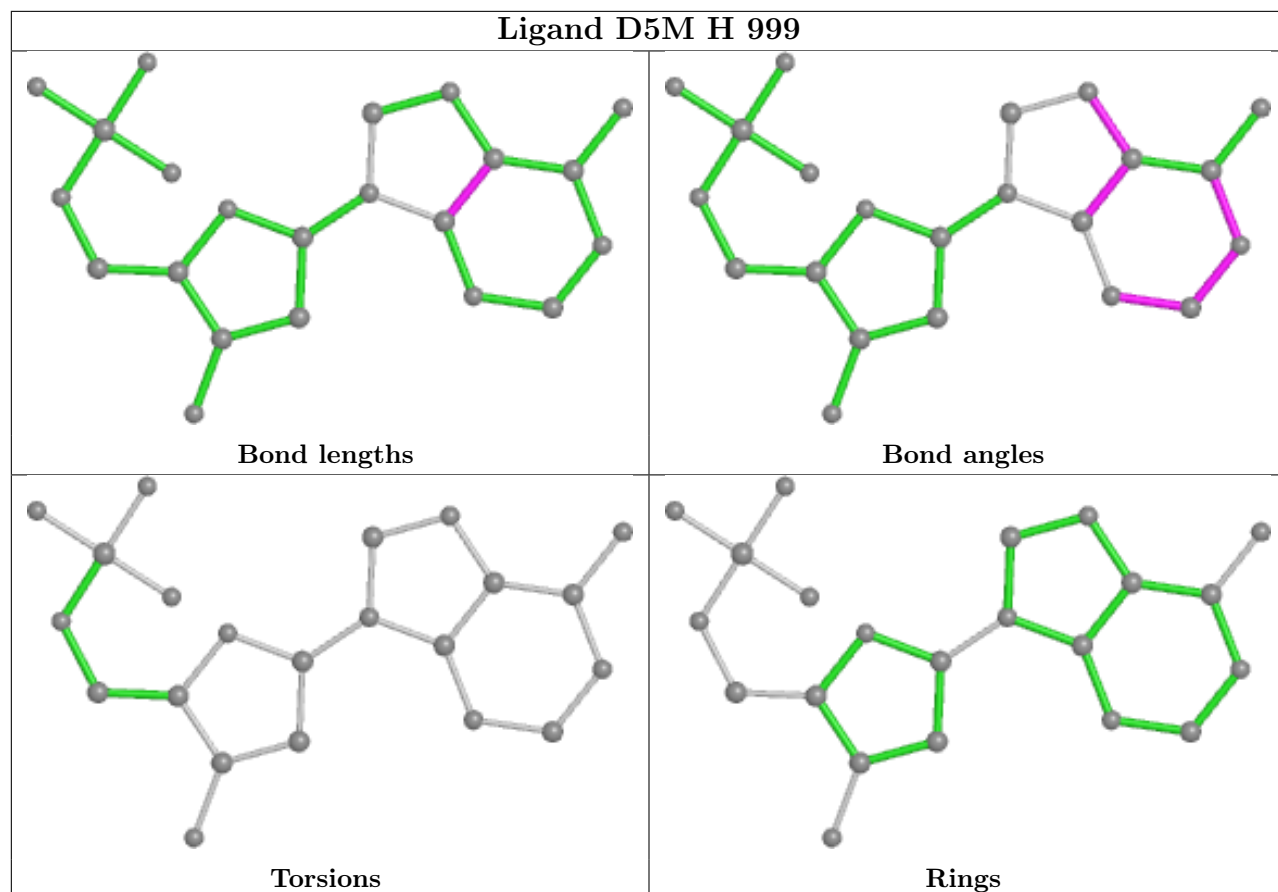




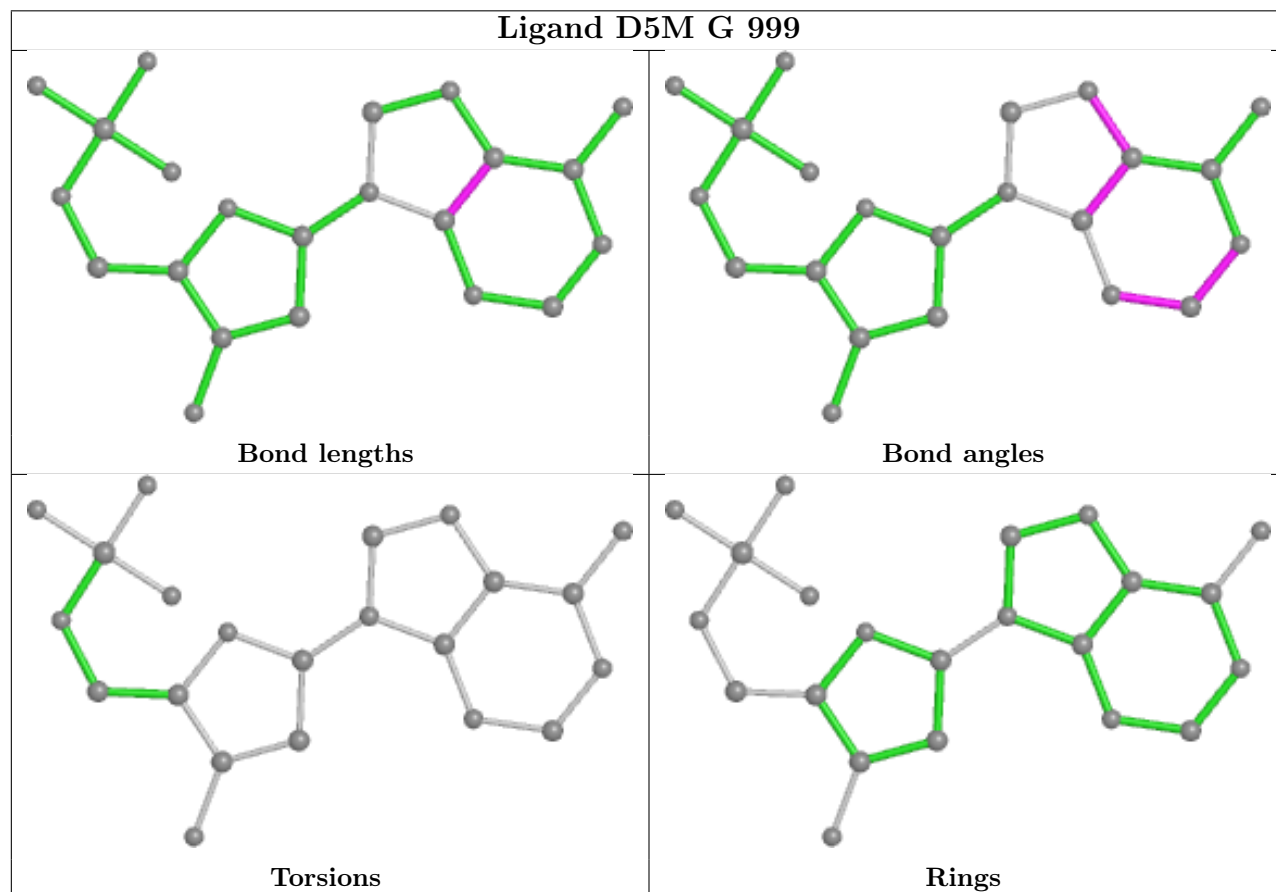
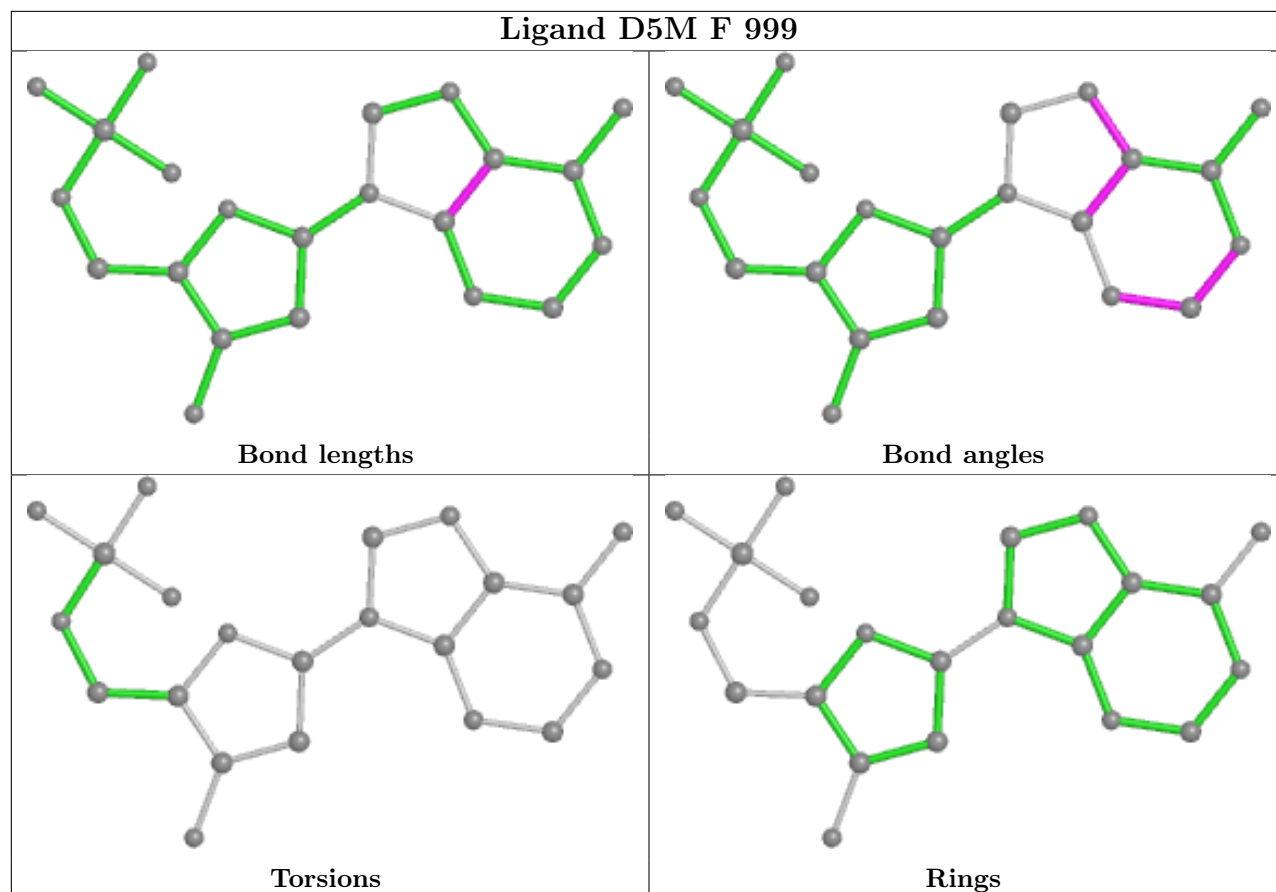


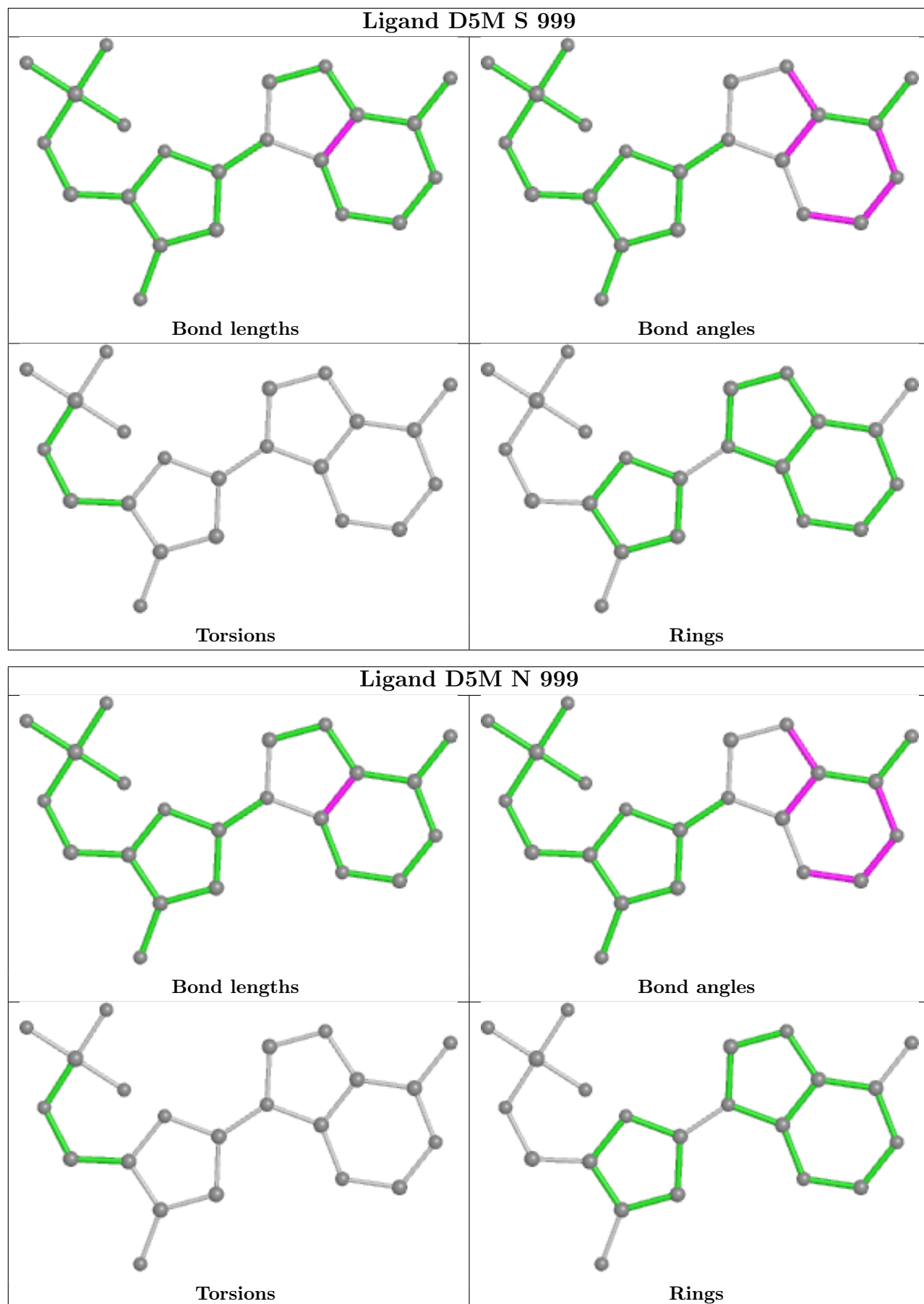


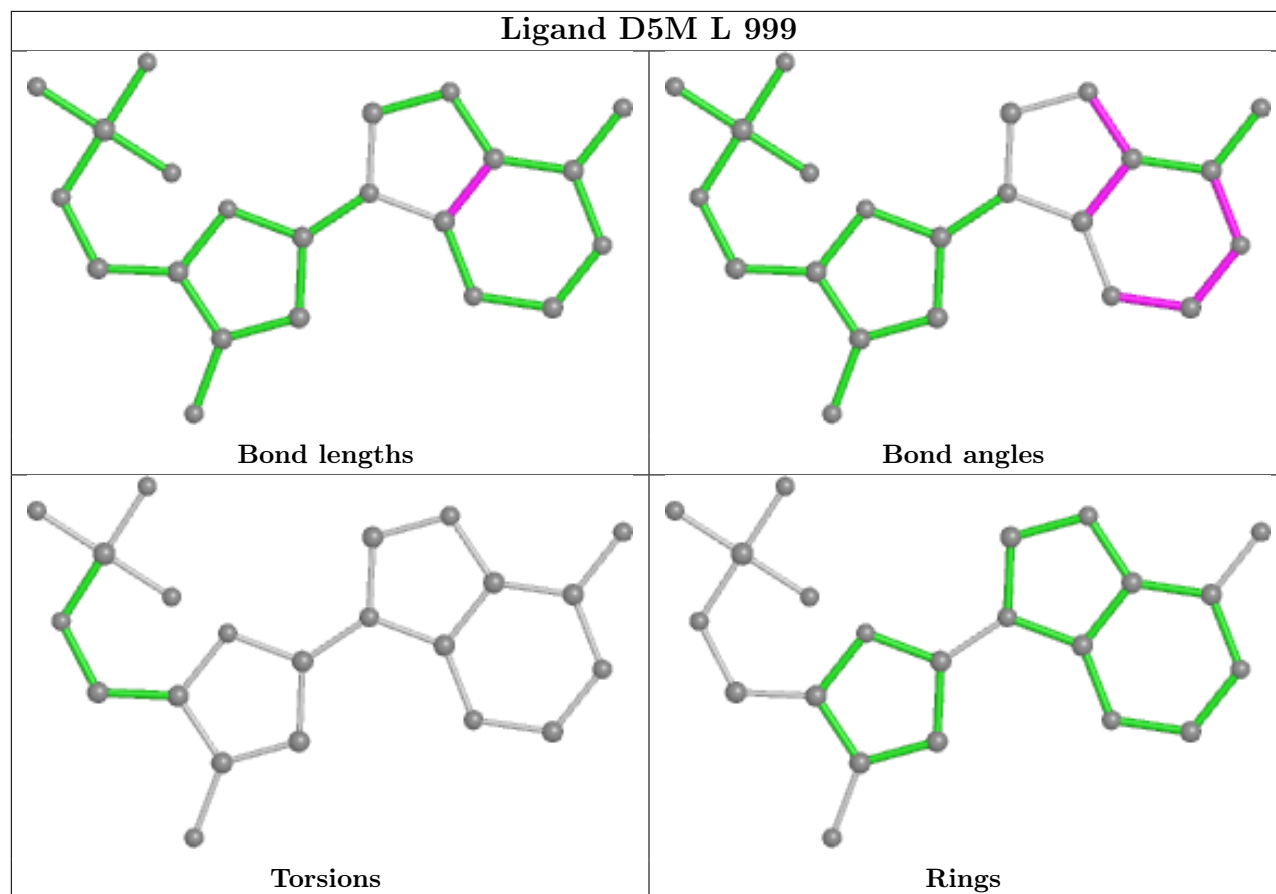












## 5.7 Other polymers [i](#)

There are no such residues in this entry.

## 5.8 Polymer linkage issues [i](#)

There are no chain breaks in this entry.

## 6 Fit of model and data [i](#)

### 6.1 Protein, DNA and RNA chains [i](#)

In the following table, the column labelled ‘#RSRZ > 2’ contains the number (and percentage) of RSRZ outliers, followed by percent RSRZ outliers for the chain as percentile scores relative to all X-ray entries and entries of similar resolution. The OWAB column contains the minimum, median, 95<sup>th</sup> percentile and maximum values of the occupancy-weighted average B-factor per residue. The column labelled ‘Q < 0.9’ lists the number of (and percentage) of residues with an average occupancy less than 0.9.

Mol	Chain	Analysed	<RSRZ>	#RSRZ > 2	OWAB(Å <sup>2</sup> )	Q < 0.9
1	A	520/736 (70%)	-0.07	3 (0%) 89 88	65, 88, 125, 152	0
1	B	520/736 (70%)	-0.09	5 (0%) 82 80	65, 88, 125, 152	0
1	C	520/736 (70%)	-0.10	5 (0%) 82 80	65, 88, 125, 152	0
1	D	520/736 (70%)	-0.07	4 (0%) 86 84	65, 88, 125, 152	0
1	E	520/736 (70%)	-0.05	4 (0%) 86 84	65, 88, 125, 152	0
1	F	520/736 (70%)	-0.05	4 (0%) 86 84	65, 88, 125, 152	0
1	G	520/736 (70%)	-0.00	2 (0%) 92 91	65, 88, 125, 152	0
1	H	520/736 (70%)	-0.05	4 (0%) 86 84	65, 88, 125, 152	0
1	I	520/736 (70%)	-0.04	5 (0%) 82 80	65, 88, 125, 152	0
1	J	520/736 (70%)	-0.13	3 (0%) 89 88	65, 88, 125, 152	0
1	K	520/736 (70%)	-0.01	3 (0%) 89 88	65, 88, 125, 152	0
1	L	520/736 (70%)	-0.10	4 (0%) 86 84	65, 88, 125, 152	0
1	M	520/736 (70%)	-0.13	5 (0%) 82 80	65, 88, 125, 152	0
1	N	520/736 (70%)	-0.14	2 (0%) 92 91	65, 88, 125, 152	0
1	O	520/736 (70%)	-0.10	1 (0%) 95 95	65, 88, 125, 152	0
1	P	520/736 (70%)	-0.07	3 (0%) 89 88	65, 88, 125, 152	0
1	Q	520/736 (70%)	-0.02	3 (0%) 89 88	65, 88, 125, 152	0
1	R	520/736 (70%)	-0.06	6 (1%) 79 76	65, 88, 125, 152	0
1	S	520/736 (70%)	-0.07	2 (0%) 92 91	65, 88, 125, 152	0
1	T	520/736 (70%)	-0.08	3 (0%) 89 88	65, 88, 125, 152	0
All	All	10400/14720 (70%)	-0.07	71 (0%) 87 86	65, 88, 125, 152	0

All (71) RSRZ outliers are listed below:

Mol	Chain	Res	Type	RSRZ
1	A	217	GLY	5.0
1	N	217	GLY	4.9
1	Q	217	GLY	4.7
1	R	218	ALA	4.6
1	I	217	GLY	4.4
1	P	456	THR	4.3
1	B	326	ASN	3.8
1	L	493	ALA	3.6
1	K	456	THR	3.6
1	K	218	ALA	3.6
1	T	218	ALA	3.5
1	N	218	ALA	3.4
1	F	218	ALA	3.4
1	B	534	PHE	3.3
1	C	329	THR	3.3
1	D	218	ALA	3.3
1	K	217	GLY	3.2
1	B	218	ALA	3.2
1	C	218	ALA	3.2
1	H	218	ALA	3.2
1	I	456	THR	3.2
1	R	328	GLY	3.1
1	L	218	ALA	3.1
1	J	218	ALA	3.1
1	M	217	GLY	3.0
1	C	452	THR	3.0
1	E	218	ALA	2.9
1	Q	534	PHE	2.8
1	M	218	ALA	2.8
1	S	326	ASN	2.8
1	L	217	GLY	2.8
1	H	217	GLY	2.7
1	R	456	THR	2.7
1	D	217	GLY	2.7
1	D	456	THR	2.7
1	J	265	GLY	2.6
1	H	329	THR	2.6
1	H	450	GLY	2.6
1	T	217	GLY	2.6
1	R	455	THR	2.6
1	S	217	GLY	2.5
1	C	328	GLY	2.5
1	B	454	GLY	2.5

*Continued on next page...*

*Continued from previous page...*

Mol	Chain	Res	Type	RSRZ
1	A	218	ALA	2.5
1	P	217	GLY	2.5
1	R	450	GLY	2.5
1	F	217	GLY	2.4
1	M	329	THR	2.4
1	E	454	GLY	2.3
1	M	326	ASN	2.3
1	P	462	LEU	2.3
1	I	454	GLY	2.3
1	G	217	GLY	2.3
1	I	555	LEU	2.3
1	F	456	THR	2.2
1	J	456	THR	2.2
1	M	328	GLY	2.2
1	G	455	THR	2.2
1	A	736	LEU	2.2
1	D	454	GLY	2.1
1	E	217	GLY	2.1
1	E	533	LYS	2.1
1	I	218	ALA	2.1
1	C	454	GLY	2.1
1	O	456	THR	2.1
1	F	533	LYS	2.1
1	L	219	ASP	2.1
1	Q	709	VAL	2.1
1	T	501	PHE	2.0
1	B	329	THR	2.0
1	R	329	THR	2.0

## 6.2 Non-standard residues in protein, DNA, RNA chains [i](#)

There are no non-standard protein/DNA/RNA residues in this entry.

## 6.3 Carbohydrates [i](#)

There are no monosaccharides in this entry.

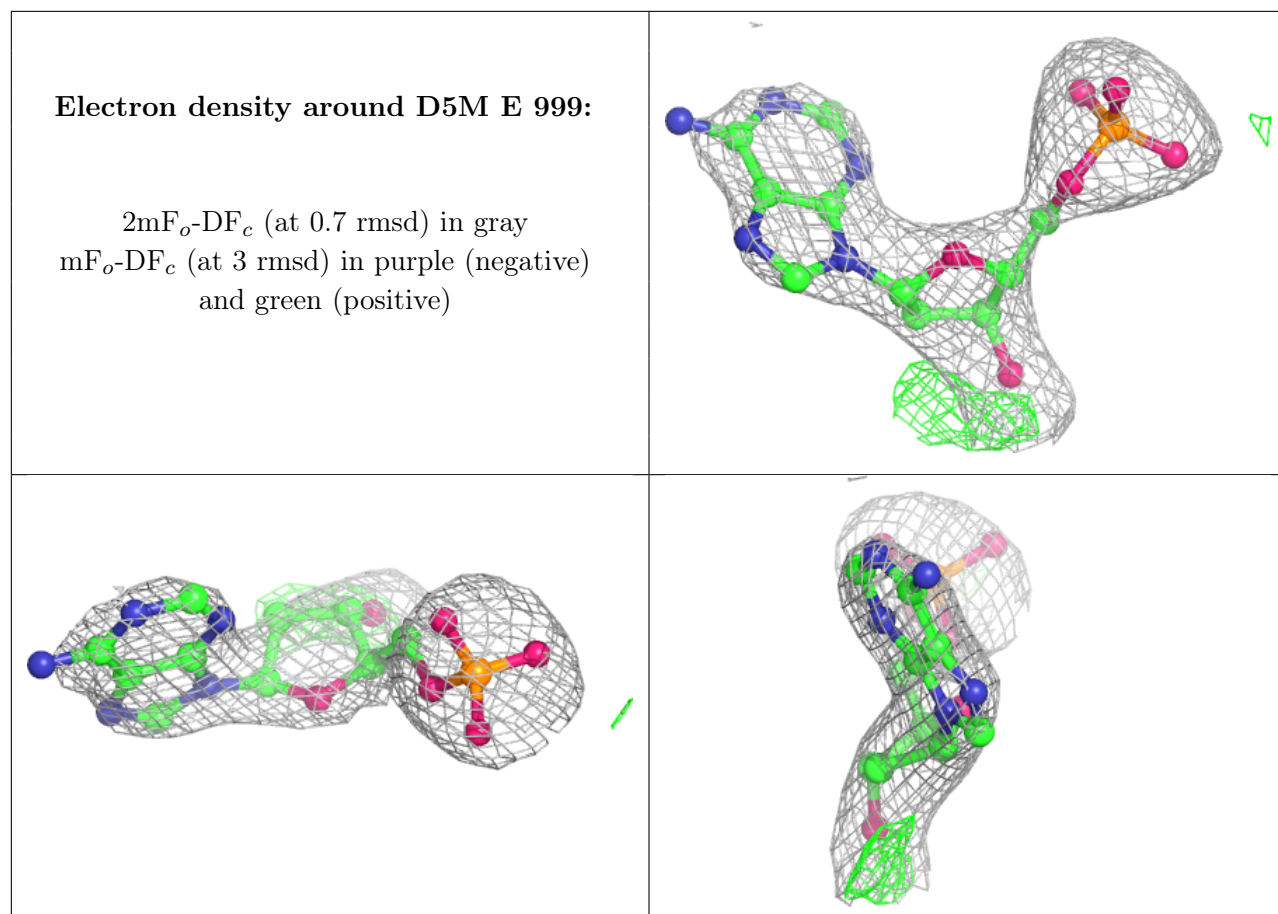
## 6.4 Ligands [i](#)

In the following table, the Atoms column lists the number of modelled atoms in the group and the number defined in the chemical component dictionary. The B-factors column lists the minimum,

median, 95<sup>th</sup> percentile and maximum values of B factors of atoms in the group. The column labelled 'Q< 0.9' lists the number of atoms with occupancy less than 0.9.

Mol	Type	Chain	Res	Atoms	RSCC	RSR	B-factors(Å <sup>2</sup> )	Q<0.9
2	D5M	E	999	22/22	0.87	0.30	81,81,81,81	22
2	D5M	N	999	22/22	0.90	0.28	81,81,81,81	22
2	D5M	D	999	22/22	0.91	0.23	81,81,81,81	22
2	D5M	K	999	22/22	0.92	0.19	81,81,81,81	22
2	D5M	P	999	22/22	0.92	0.19	81,81,81,81	22
2	D5M	T	999	22/22	0.92	0.30	81,81,81,81	22
2	D5M	I	999	22/22	0.93	0.23	81,81,81,81	22
2	D5M	B	999	22/22	0.93	0.25	81,81,81,81	22
2	D5M	M	999	22/22	0.93	0.31	81,81,81,81	22
2	D5M	F	999	22/22	0.93	0.26	81,81,81,81	22
2	D5M	G	999	22/22	0.93	0.23	81,81,81,81	22
2	D5M	R	999	22/22	0.93	0.25	81,81,81,81	22
2	D5M	S	999	22/22	0.93	0.22	81,81,81,81	22
2	D5M	H	999	22/22	0.93	0.25	81,81,81,81	22
2	D5M	O	999	22/22	0.94	0.26	81,81,81,81	22
2	D5M	A	999	22/22	0.94	0.23	81,81,81,81	22
2	D5M	Q	999	22/22	0.94	0.22	81,81,81,81	22
2	D5M	L	999	22/22	0.94	0.27	81,81,81,81	22
2	D5M	C	999	22/22	0.94	0.22	81,81,81,81	22
2	D5M	J	999	22/22	0.94	0.19	81,81,81,81	22

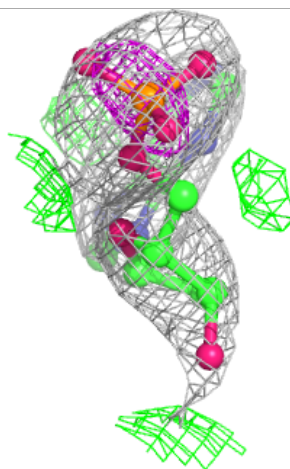
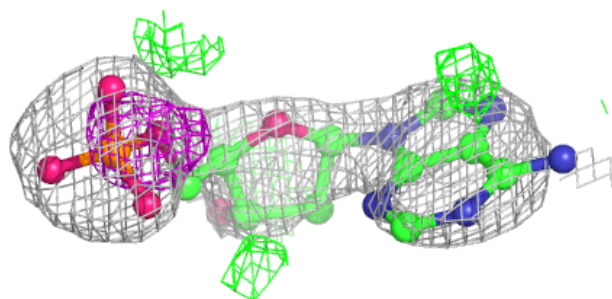
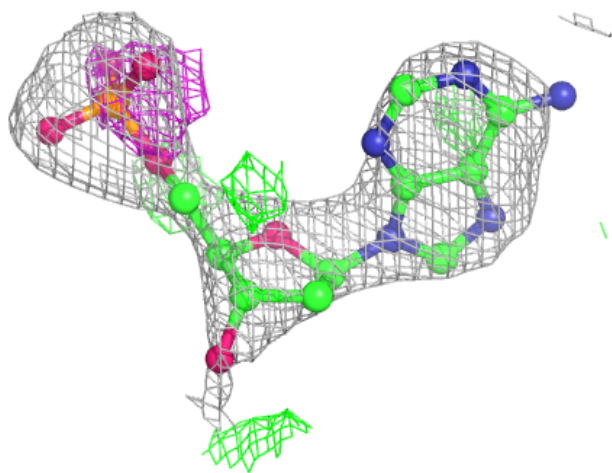
The following is a graphical depiction of the model fit to experimental electron density of all instances of the Ligand of Interest. In addition, ligands with molecular weight > 250 and outliers as shown on the geometry validation Tables will also be included. Each fit is shown from different orientation to approximate a three-dimensional view.





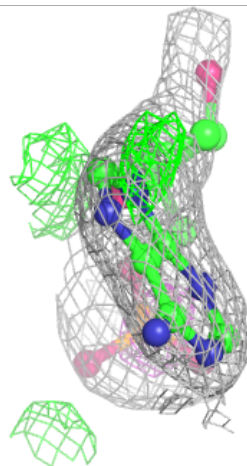
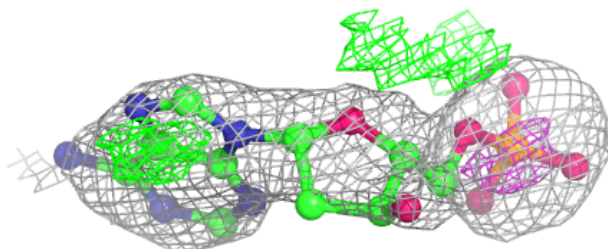
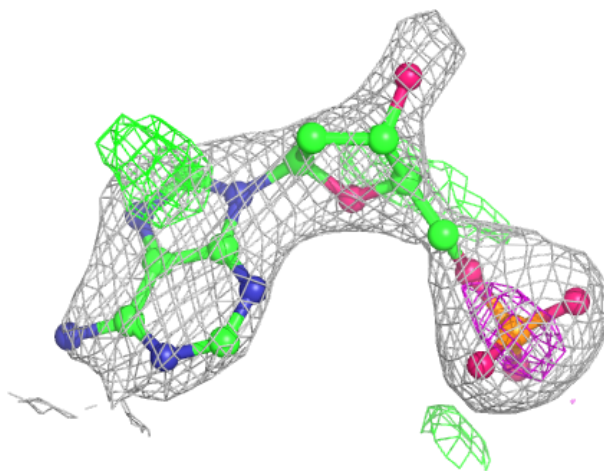
**Electron density around D5M N 999:**

$2mF_o-DF_c$  (at 0.7 rmsd) in gray  
 $mF_o-DF_c$  (at 3 rmsd) in purple (negative)  
and green (positive)



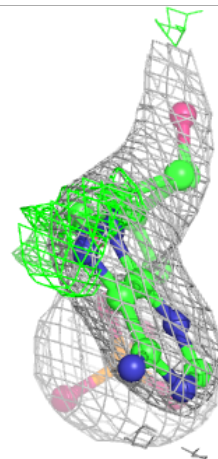
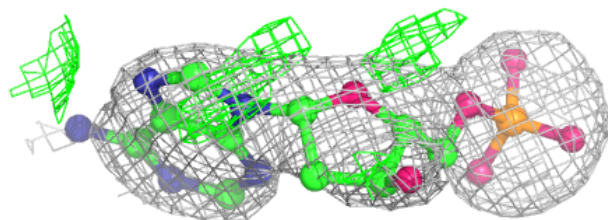
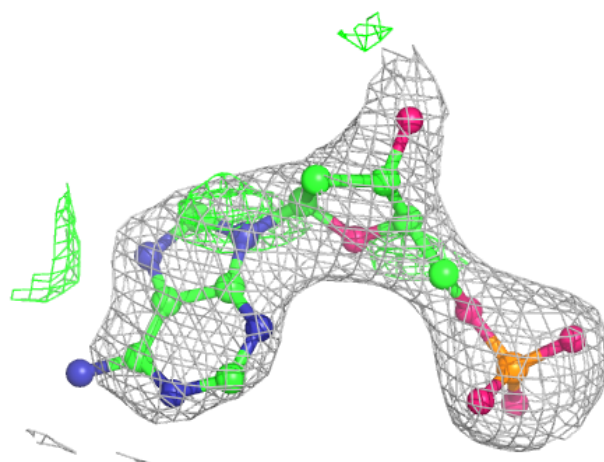
**Electron density around D5M D 999:**

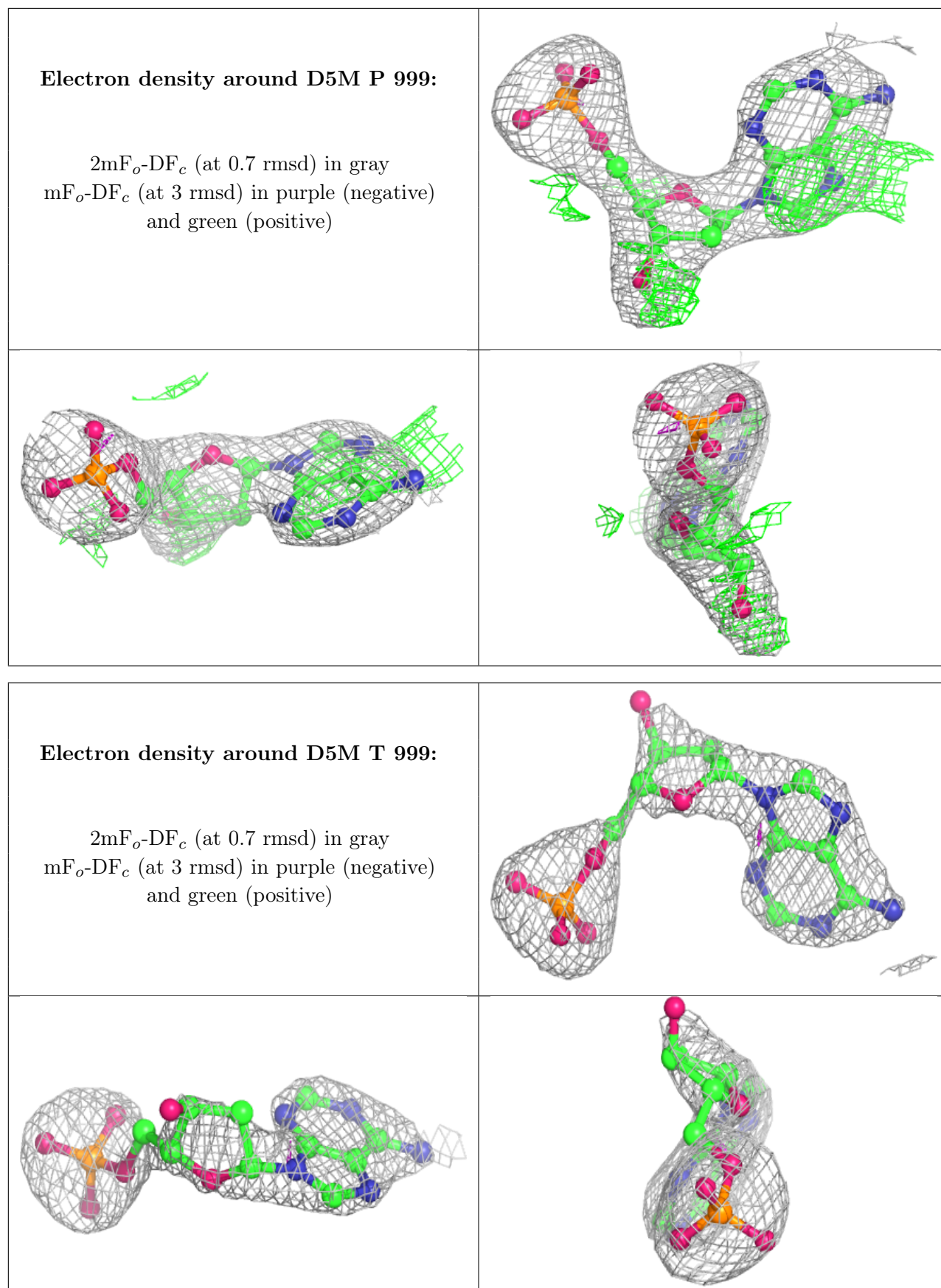
$2mF_o-DF_c$  (at 0.7 rmsd) in gray  
 $mF_o-DF_c$  (at 3 rmsd) in purple (negative)  
and green (positive)



**Electron density around D5M K 999:**

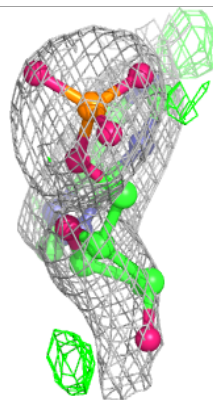
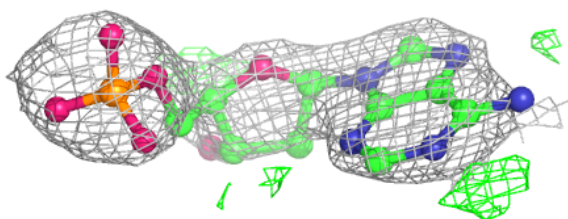
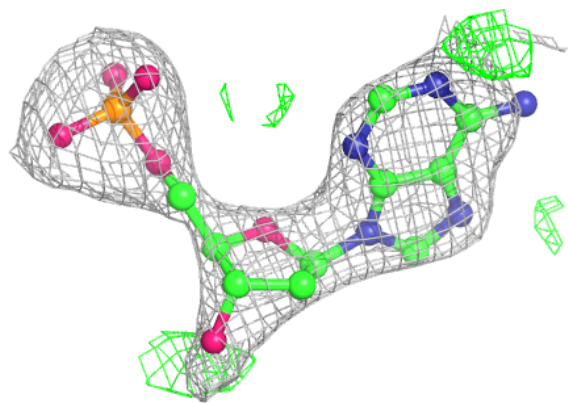
$2mF_o-DF_c$  (at 0.7 rmsd) in gray  
 $mF_o-DF_c$  (at 3 rmsd) in purple (negative)  
and green (positive)



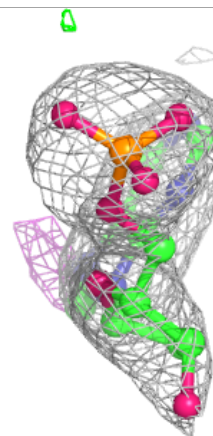
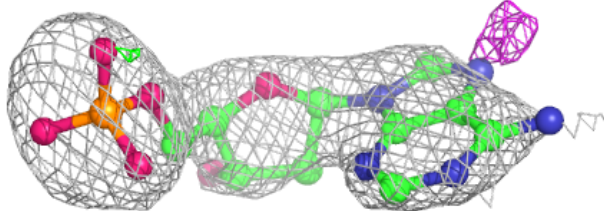
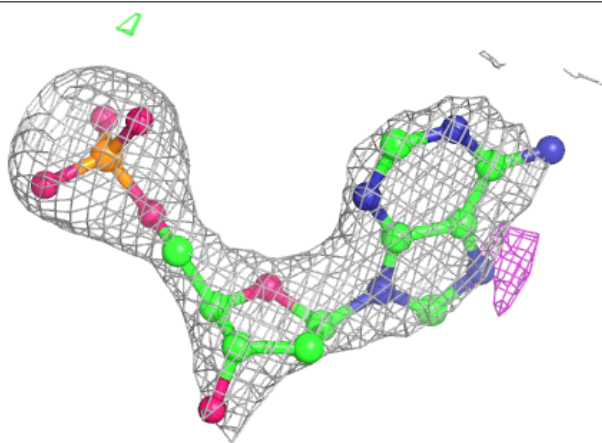


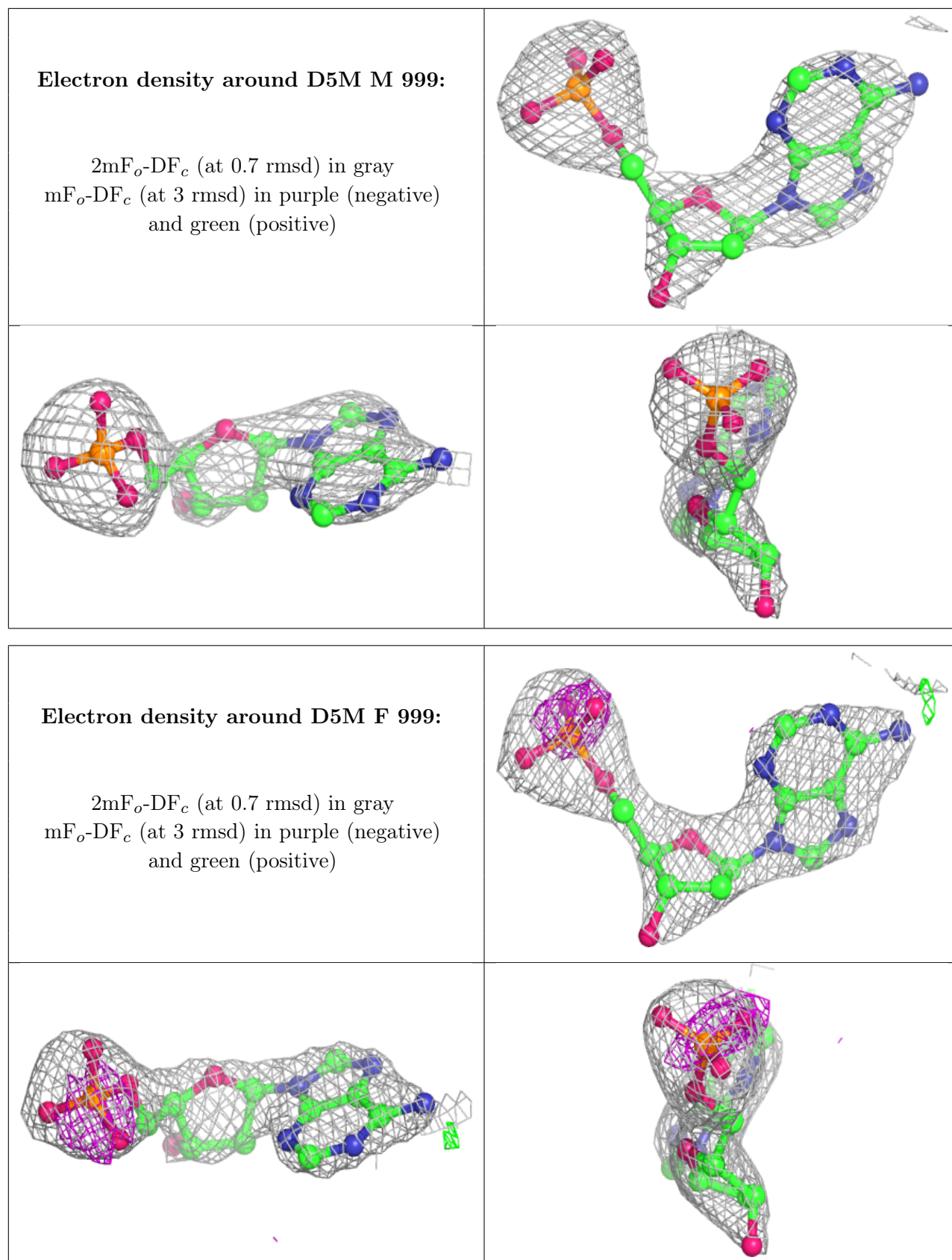
**Electron density around D5M I 999:**

$2mF_o-DF_c$  (at 0.7 rmsd) in gray  
 $mF_o-DF_c$  (at 3 rmsd) in purple (negative)  
and green (positive)

**Electron density around D5M B 999:**

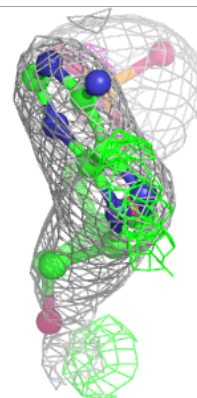
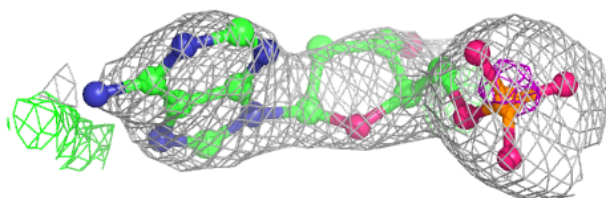
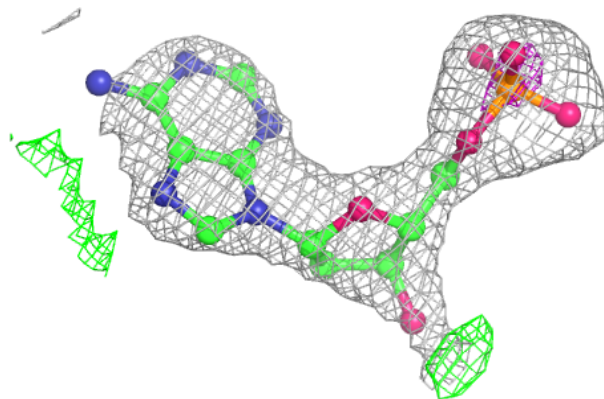
$2mF_o-DF_c$  (at 0.7 rmsd) in gray  
 $mF_o-DF_c$  (at 3 rmsd) in purple (negative)  
and green (positive)



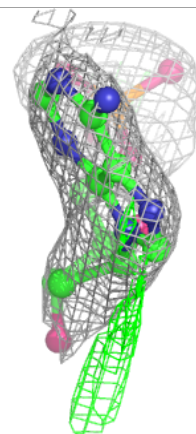
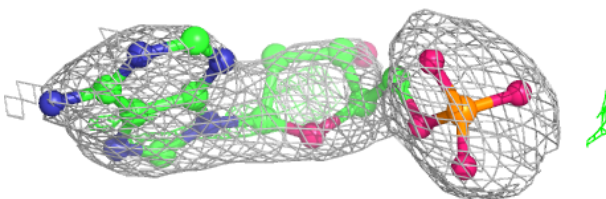
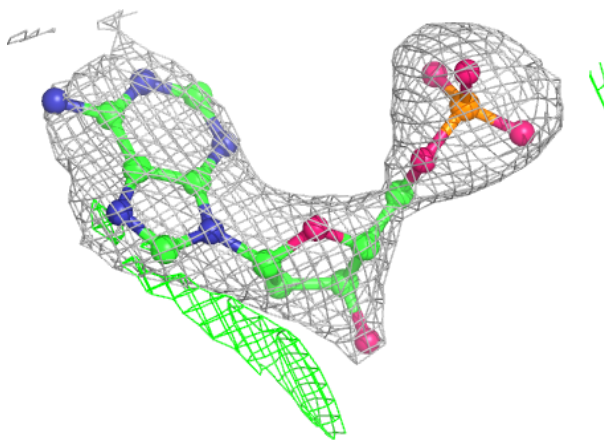


**Electron density around D5M G 999:**

$2mF_o-DF_c$  (at 0.7 rmsd) in gray  
 $mF_o-DF_c$  (at 3 rmsd) in purple (negative)  
and green (positive)

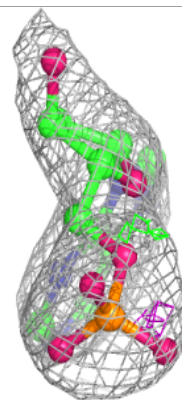
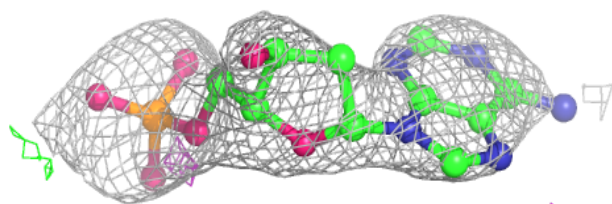
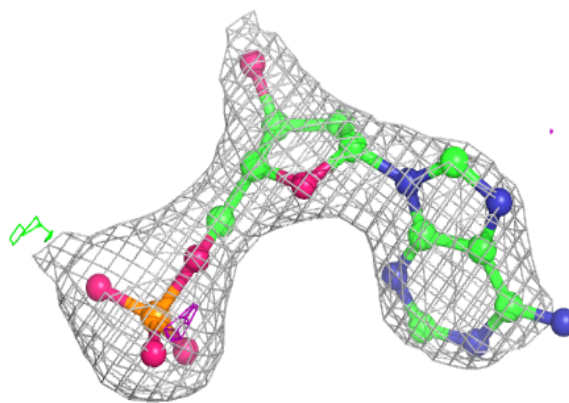
**Electron density around D5M R 999:**

$2mF_o-DF_c$  (at 0.7 rmsd) in gray  
 $mF_o-DF_c$  (at 3 rmsd) in purple (negative)  
and green (positive)

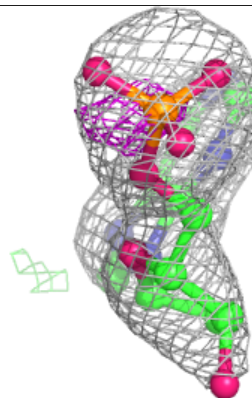
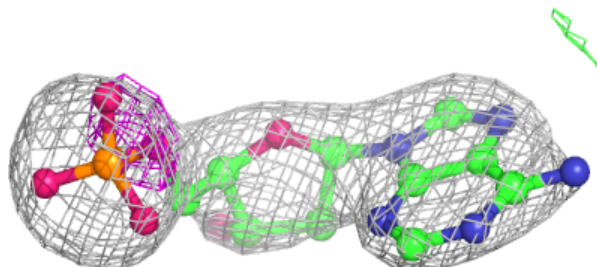
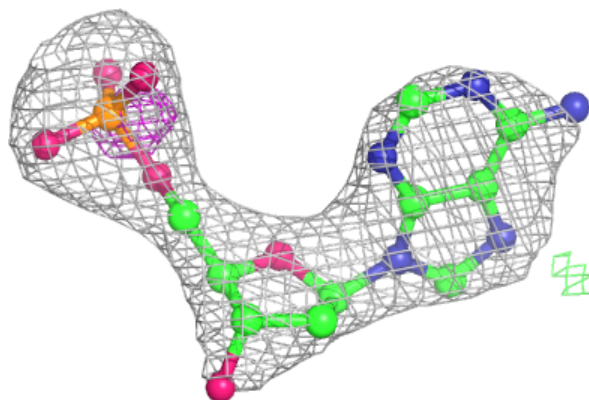


**Electron density around D5M S 999:**

$2mF_o-DF_c$  (at 0.7 rmsd) in gray  
 $mF_o-DF_c$  (at 3 rmsd) in purple (negative)  
and green (positive)

**Electron density around D5M H 999:**

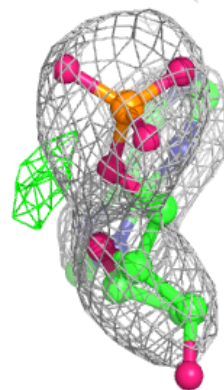
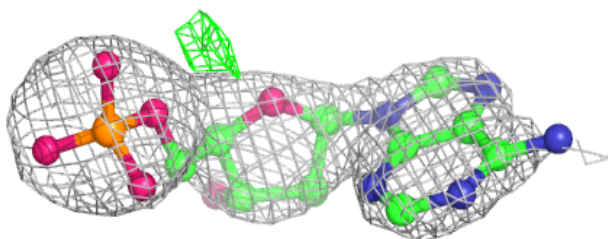
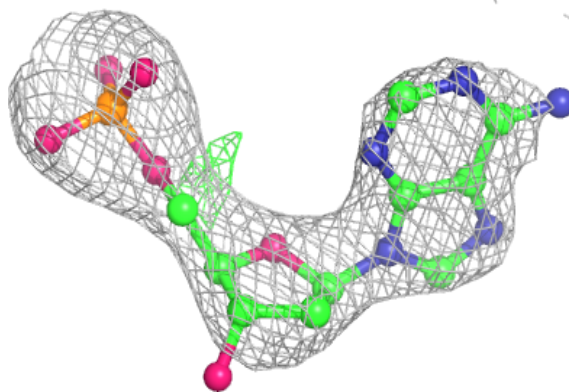
$2mF_o-DF_c$  (at 0.7 rmsd) in gray  
 $mF_o-DF_c$  (at 3 rmsd) in purple (negative)  
and green (positive)



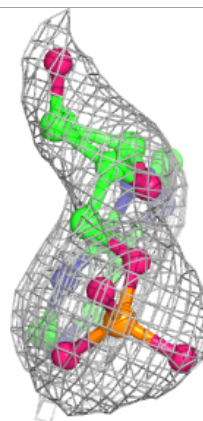
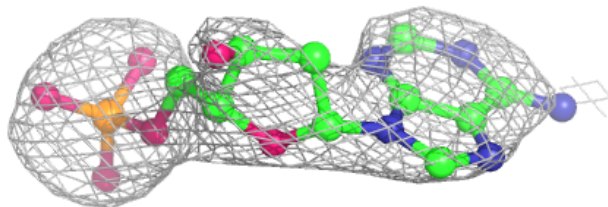
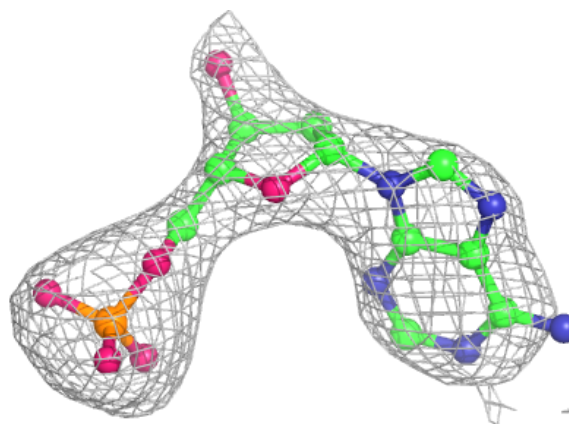


**Electron density around D5M O 999:**

$2mF_o-DF_c$  (at 0.7 rmsd) in gray  
 $mF_o-DF_c$  (at 3 rmsd) in purple (negative)  
and green (positive)

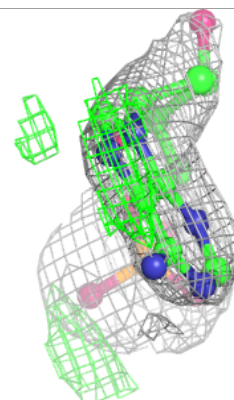
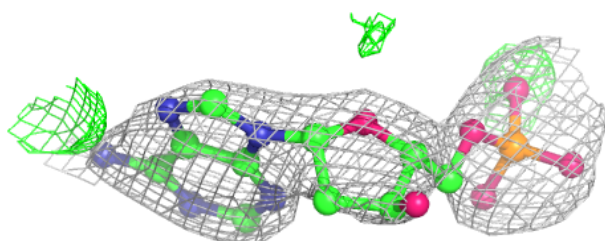
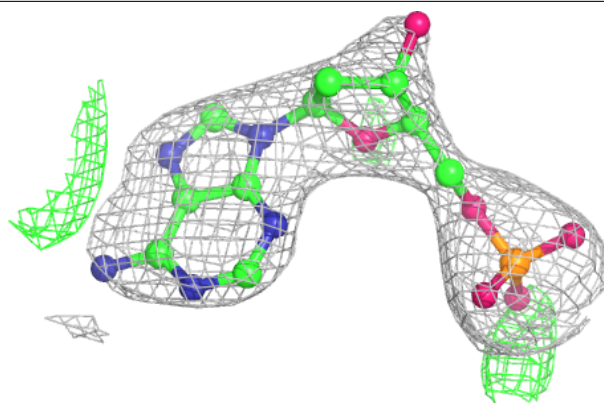
**Electron density around D5M A 999:**

$2mF_o-DF_c$  (at 0.7 rmsd) in gray  
 $mF_o-DF_c$  (at 3 rmsd) in purple (negative)  
and green (positive)

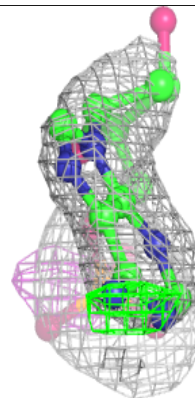
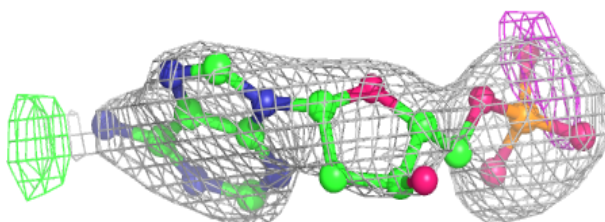
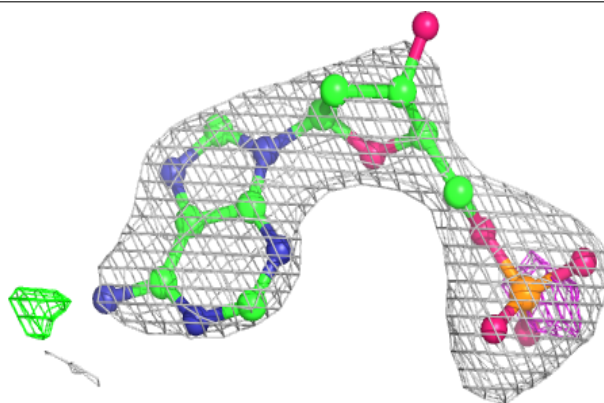


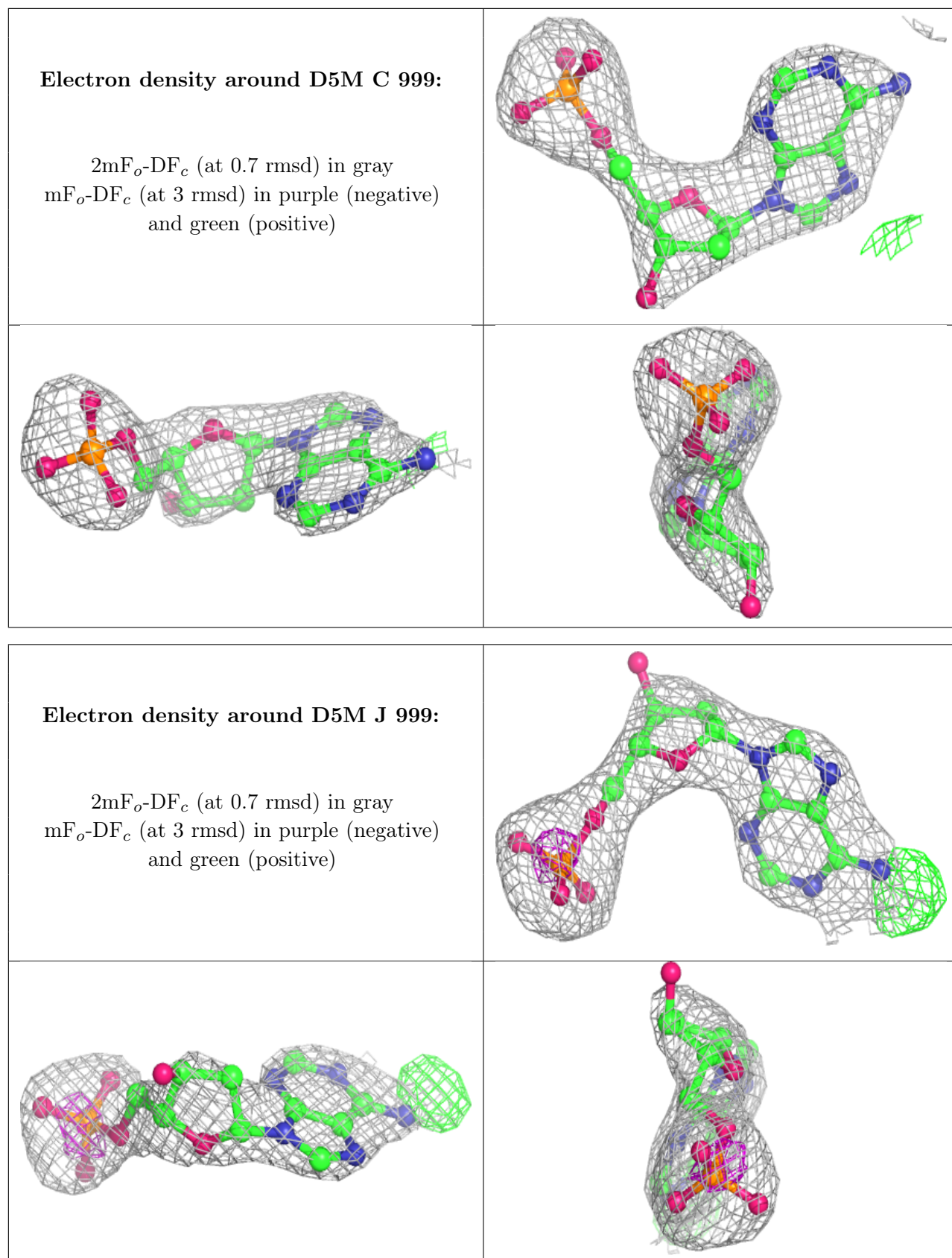
**Electron density around D5M Q 999:**

$2mF_o-DF_c$  (at 0.7 rmsd) in gray  
 $mF_o-DF_c$  (at 3 rmsd) in purple (negative)  
and green (positive)

**Electron density around D5M L 999:**

$2mF_o-DF_c$  (at 0.7 rmsd) in gray  
 $mF_o-DF_c$  (at 3 rmsd) in purple (negative)  
and green (positive)





## 6.5 Other polymers [i](#)

There are no such residues in this entry.