



# Full wwPDB NMR Structure Validation Report ⓘ

May 29, 2020 – 06:07 am BST

PDB ID : 2KOX  
Title : NMR residual dipolar couplings identify long range correlated motions in the backbone of the protein ubiquitin  
Authors : Fenwick, R.B.; Richter, B.; Lee, D.; Walter, K.F.A.; Milovanovic, D.; Becker, S.; Lakomek, N.A.; Griesinger, C.; Salvatella, X.  
Deposited on : 2009-10-02

This is a Full wwPDB NMR Structure Validation Report for a publicly released PDB entry.

We welcome your comments at [validation@mail.wwpdb.org](mailto:validation@mail.wwpdb.org)

A user guide is available at

<https://www.wwpdb.org/validation/2017/NMRValidationReportHelp>

with specific help available everywhere you see the ⓘ symbol.

---

The following versions of software and data (see [references ⓘ](#)) were used in the production of this report:

Cyrange : Kirchner and Güntert (2011)  
NmrClust : Kelley et al. (1996)  
MolProbity : 4.02b-467  
Percentile statistics : 20191225.v01 (using entries in the PDB archive December 25th 2019)  
RCI : v\_1n\_11\_5\_13\_A (Berjanski et al., 2005)  
PANAV : Wang et al. (2010)  
ShiftChecker : 2.11  
Ideal geometry (proteins) : Engh & Huber (2001)  
Ideal geometry (DNA, RNA) : Parkinson et al. (1996)  
Validation Pipeline (wwPDB-VP) : 2.11

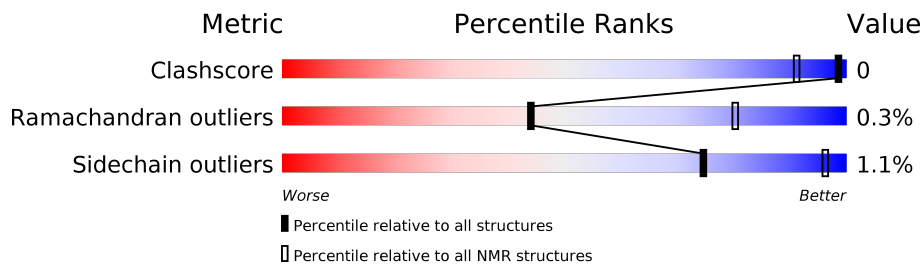
# 1 Overall quality at a glance

The following experimental techniques were used to determine the structure:

*SOLUTION NMR*

The overall completeness of chemical shifts assignment was not calculated.

Percentile scores (ranging between 0-100) for global validation metrics of the entry are shown in the following graphic. The table shows the number of entries on which the scores are based.



Metric	Whole archive (#Entries)	NMR archive (#Entries)
Clashscore	158937	12864
Ramachandran outliers	154571	11451
Sidechain outliers	154315	11428

The table below summarises the geometric issues observed across the polymeric chains and their fit to the experimental data. The red, orange, yellow and green segments indicate the fraction of residues that contain outliers for  $\geq 3$ , 2, 1 and 0 types of geometric quality criteria. A cyan segment indicates the fraction of residues that are not part of the well-defined cores, and a grey segment represents the fraction of residues that are not modelled. The numeric value for each fraction is indicated below the corresponding segment, with a dot representing fractions  $\leq 5\%$

Mol	Chain	Length	Quality of chain
1	A	76	

## 2 Ensemble composition and analysis i

This entry contains 640 models. Model 76 is the overall representative, medoid model (most similar to other models). The authors have identified model 1 as representative, based on the following criterion: *closest to the average*.

The following residues are included in the computation of the global validation metrics.

Well-defined (core) protein residues			
Well-defined core	Residue range (total)	Backbone RMSD (Å)	Medoid model
1	A:1-A:71 (71)	0.35	76

Ill-defined regions of proteins are excluded from the global statistics.

Ligands and non-protein polymers are included in the analysis.

The models can be grouped into 79 clusters and 27 single-model clusters were found.

Cluster number	Models
1	1, 39, 57, 61, 101, 103, 121, 144, 150, 151, 158, 163, 165, 167, 180, 184, 196, 213, 231, 233, 235, 238, 247, 251, 252, 253, 255, 262, 264, 268, 288, 293, 297, 315, 319, 330, 332, 333, 341, 366, 377, 379, 380, 405, 415, 423, 460, 469, 483, 507, 512, 547, 559, 564, 571, 572, 592, 603, 610
2	2, 24, 26, 33, 37, 47, 49, 62, 74, 81, 88, 111, 129, 154, 169, 175, 179, 204, 218, 256, 258, 276, 280, 282, 286, 303, 311, 320, 322, 335, 344, 350, 361, 363, 365, 367, 371, 384, 394, 404, 408, 427, 429, 435, 448, 452, 468, 470, 474, 529, 532, 534, 555, 567, 578, 596, 600, 602
3	8, 11, 21, 22, 31, 52, 54, 73, 106, 108, 116, 138, 149, 182, 189, 211, 214, 216, 246, 275, 342, 364, 417, 428, 440, 442, 445, 447, 472, 492, 504, 506, 509, 511, 519, 533, 566, 573, 583, 625, 631
4	12, 38, 40, 66, 69, 76, 78, 79, 86, 97, 102, 104, 142, 148, 161, 166, 200, 212, 230, 236, 245, 277, 300, 309, 339, 347, 358, 373, 374, 396, 426, 437, 449, 462, 481, 501, 524, 526, 554, 590, 626
5	27, 65, 159, 195, 234, 257, 287, 298, 325, 362, 383, 387, 389, 399, 424, 453, 461, 486, 488, 515, 517, 525, 550, 570, 579, 633
6	29, 48, 50, 60, 89, 91, 210, 217, 225, 227, 242, 281, 289, 321, 345, 355, 370, 432, 434, 496, 601
7	28, 117, 181, 220, 222, 278, 284, 292, 294, 348, 369, 410, 412, 458, 478, 538, 540, 588, 604, 613
8	16, 80, 92, 208, 274, 334, 398, 400, 457, 464, 466, 499, 530, 539, 560, 594, 623, 628
9	19, 23, 174, 190, 299, 316, 326, 329, 390, 403, 436, 454, 471, 518, 535, 561, 582

10	15, 99, 171, 215, 224, 237, 243, 279, 343, 407, 446 476, 542, 574
11	30, 32, 94, 202, 266, 290, 418, 494, 522, 536, 544 586, 609
12	93, 157, 176, 240, 285, 381, 402, 443, 562, 589, 605
13	9, 55, 59, 123, 125, 187, 191, 198, 441, 479, 599
14	14, 46, 115, 119, 183, 324, 414, 516, 597, 607, 632
15	13, 77, 114, 127, 141, 155, 178, 205, 306, 615, 634
16	44, 120, 130, 226, 267, 395, 521, 568, 581, 587
17	41, 64, 105, 192, 241, 254, 318, 508, 563, 618
18	25, 139, 239, 397, 455, 463, 503, 528, 617, 622
19	34, 98, 223, 351, 413, 477, 541, 619
20	5, 20, 43, 135, 168, 201, 259, 263
21	17, 96, 145, 209, 354, 386, 433, 465
22	56, 72, 110, 118, 248, 250, 378, 430
23	229, 357, 421, 489, 502, 553, 616
24	100, 134, 136, 170, 244, 495, 575
25	10, 513, 577, 595, 612, 640
26	90, 109, 301, 425, 491, 510
27	18, 71, 112, 199, 323, 451
28	85, 438, 556, 621, 624, 629
29	147, 328, 338, 392, 498, 580
30	295, 487, 551, 614, 638
31	68, 188, 375, 485, 549
32	107, 382, 450, 514, 639
33	143, 207, 271, 591
34	261, 393, 411, 475
35	3, 193, 490, 537
36	51, 132, 260, 576
37	133, 523, 565, 585
38	75, 439, 505, 636
39	356, 420, 484, 611
40	137, 269, 331, 598
41	83, 467, 531
42	6, 337, 401
43	352, 520, 584
44	177, 314, 497
45	58, 327, 391
46	221, 368, 543
47	340, 422, 569
48	95, 146, 630
49	265, 310, 593
50	87, 353, 409
51	70, 273
52	232, 552

53	482, 546
54	500, 627
55	128, 194
56	173, 493
57	186, 444
58	307, 637
59	473, 635
60	346, 388
61	122, 527
62	160, 406
63	164, 548
64	419, 606
65	67, 296
66	308, 372
67	203, 459
68	152, 317
69	249, 313
70	63, 219
71	124, 385
72	45, 126
73	270, 557
74	42, 185
75	172, 558
76	156, 431
77	140, 456
78	416, 480
79	283, 336
Single-model clusters	4; 7; 35; 36; 53; 82; 84; 113; 131; 153; 162; 197; 206; 228; 272; 291; 302; 304; 305; 31

### 3 Entry composition

There is only 1 type of molecule in this entry. The entry contains 1231 atoms, of which 629 are hydrogens and 0 are deuteriums.

- Molecule 1 is a protein called Ubiquitin.

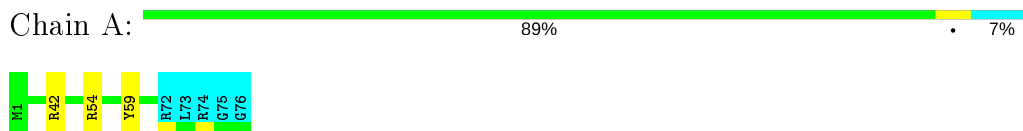
Mol	Chain	Residues	Atoms						Trace
			Total	C	H	N	O	S	
1	A	76	1231	378	629	105	118	1	0

## 4 Residue-property plots

### 4.1 Average score per residue in the NMR ensemble

These plots are provided for all protein, RNA and DNA chains in the entry. The first graphic is the same as shown in the summary in section 1 of this report. The second graphic shows the sequence where residues are colour-coded according to the number of geometric quality criteria for which they contain at least one outlier: green = 0, yellow = 1, orange = 2 and red = 3 or more. Stretches of 2 or more consecutive residues without any outliers are shown as green connectors. Residues which are classified as ill-defined in the NMR ensemble, are shown in cyan with an underline colour-coded according to the previous scheme. Residues which were present in the experimental sample, but not modelled in the final structure are shown in grey.

- Molecule 1: Ubiquitin

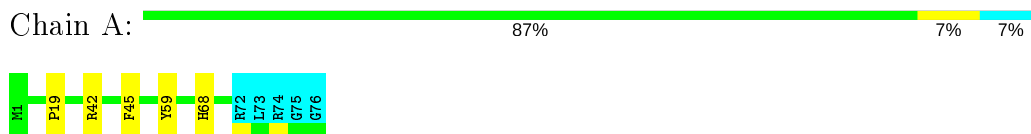


### 4.2 Scores per residue for each member of the ensemble

Colouring as in section 4.1 above.

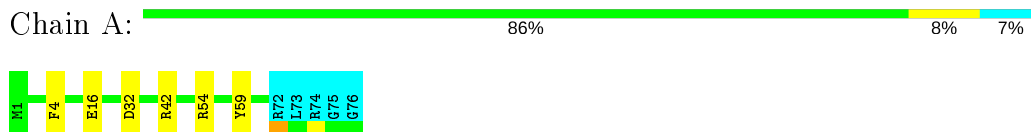
#### 4.2.1 Score per residue for model 1

- Molecule 1: Ubiquitin



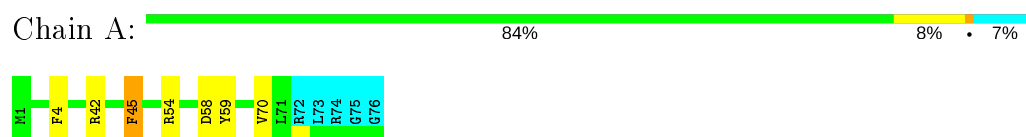
#### 4.2.2 Score per residue for model 2

- Molecule 1: Ubiquitin



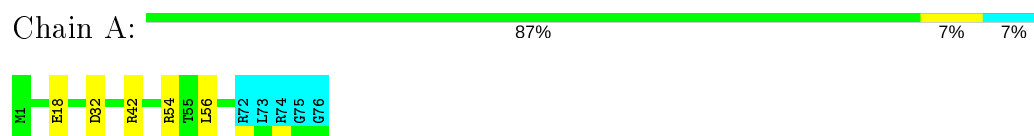
### 4.2.3 Score per residue for model 3

- Molecule 1: Ubiquitin



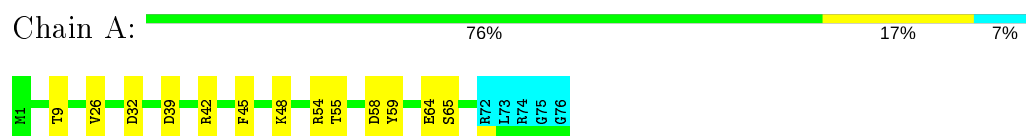
### 4.2.4 Score per residue for model 4

- Molecule 1: Ubiquitin



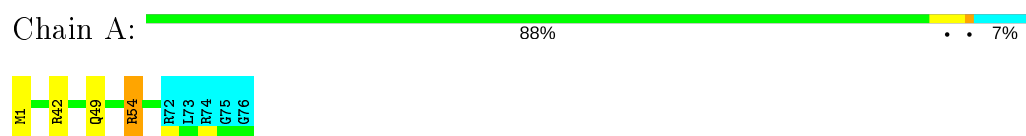
### 4.2.5 Score per residue for model 5

- Molecule 1: Ubiquitin



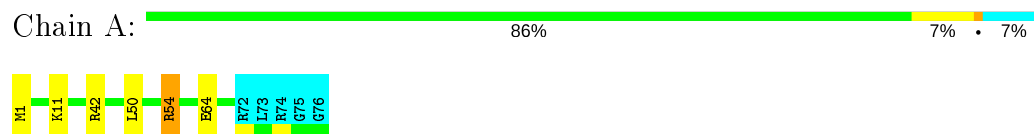
### 4.2.6 Score per residue for model 6

- Molecule 1: Ubiquitin



### 4.2.7 Score per residue for model 7

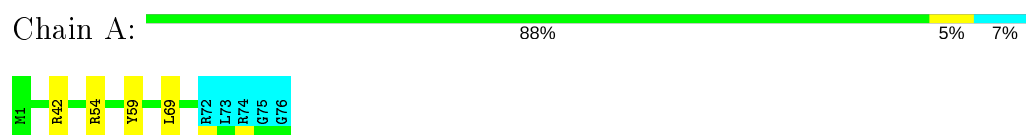
- Molecule 1: Ubiquitin





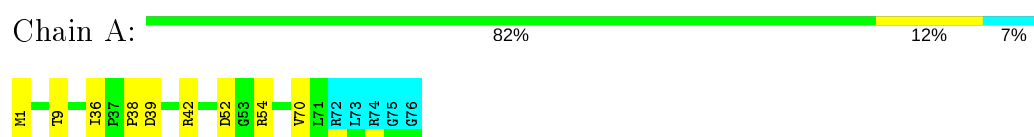
#### 4.2.8 Score per residue for model 8

- Molecule 1: Ubiquitin



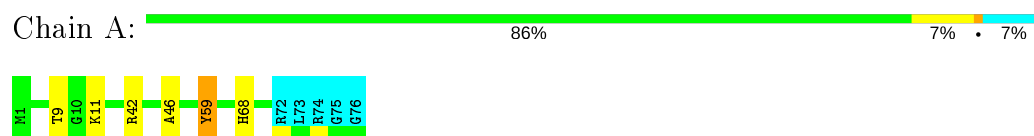
#### 4.2.9 Score per residue for model 9

- Molecule 1: Ubiquitin



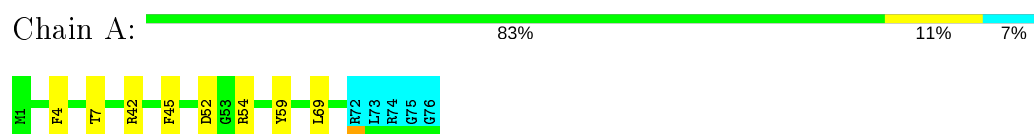
#### 4.2.10 Score per residue for model 10

- Molecule 1: Ubiquitin



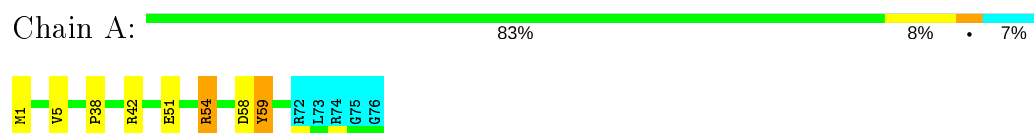
#### 4.2.11 Score per residue for model 11

- Molecule 1: Ubiquitin



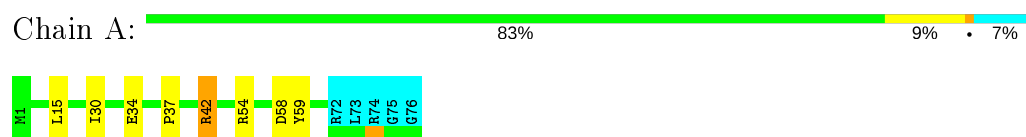
#### 4.2.12 Score per residue for model 12

- Molecule 1: Ubiquitin



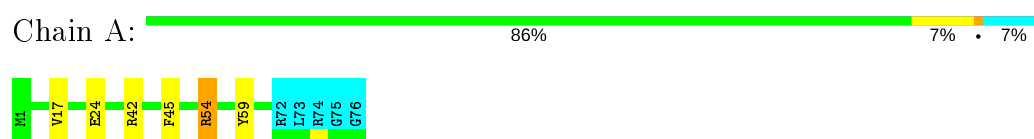
#### 4.2.13 Score per residue for model 13

- Molecule 1: Ubiquitin



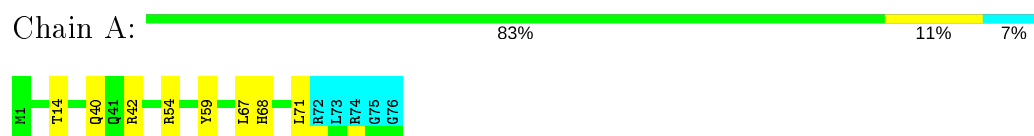
#### 4.2.14 Score per residue for model 14

- Molecule 1: Ubiquitin



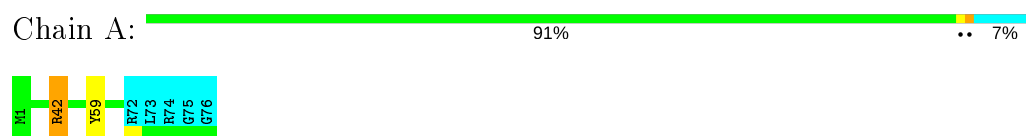
#### 4.2.15 Score per residue for model 15

- Molecule 1: Ubiquitin



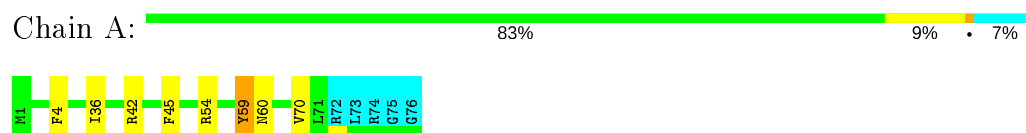
#### 4.2.16 Score per residue for model 16

- Molecule 1: Ubiquitin



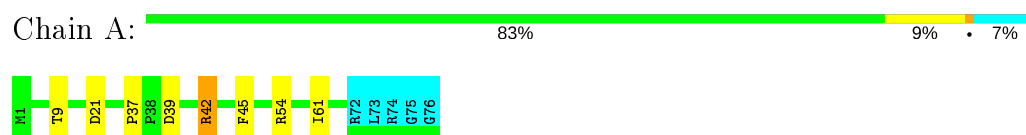
#### 4.2.17 Score per residue for model 17

- Molecule 1: Ubiquitin



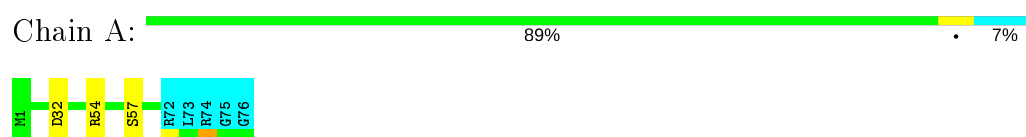
#### 4.2.18 Score per residue for model 18

- Molecule 1: Ubiquitin



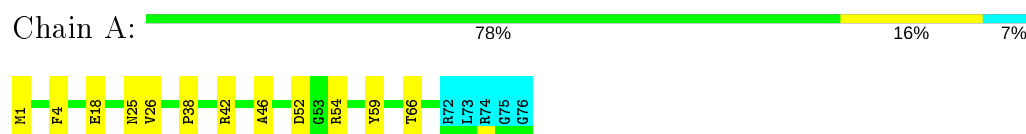
#### 4.2.19 Score per residue for model 19

- Molecule 1: Ubiquitin



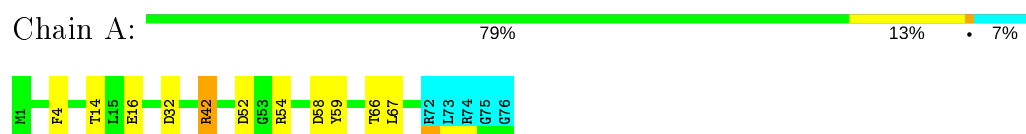
#### 4.2.20 Score per residue for model 20

- Molecule 1: Ubiquitin



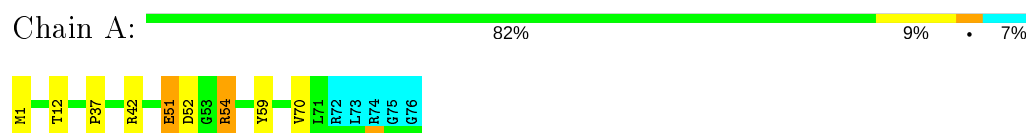
#### 4.2.21 Score per residue for model 21

- Molecule 1: Ubiquitin



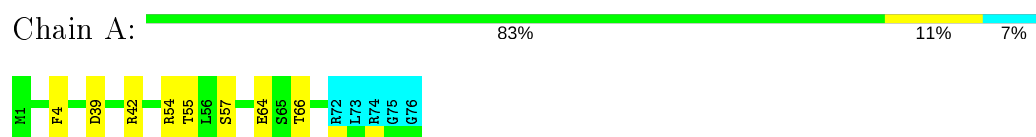
#### 4.2.22 Score per residue for model 22

- Molecule 1: Ubiquitin




#### 4.2.23 Score per residue for model 23

- Molecule 1: Ubiquitin



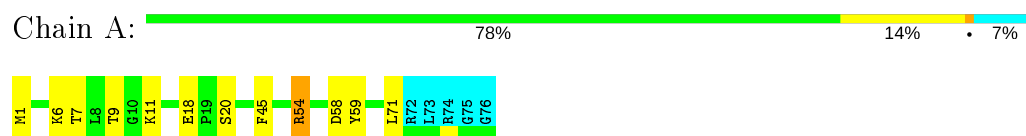
#### 4.2.24 Score per residue for model 24

- Molecule 1: Ubiquitin



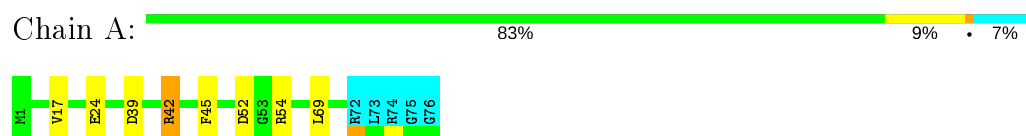
#### 4.2.25 Score per residue for model 25

- Molecule 1: Ubiquitin



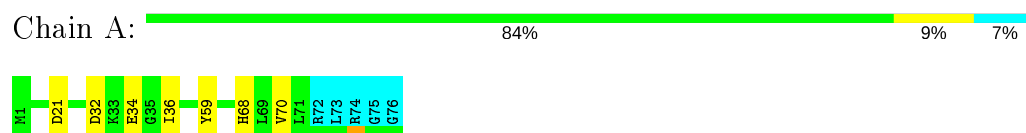
#### 4.2.26 Score per residue for model 26

- Molecule 1: Ubiquitin



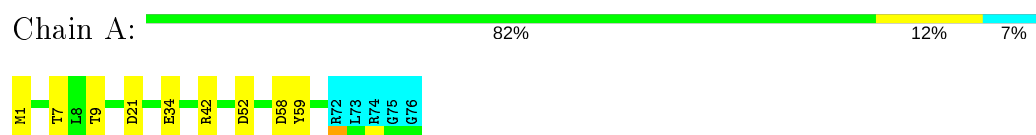
#### 4.2.27 Score per residue for model 27

- Molecule 1: Ubiquitin



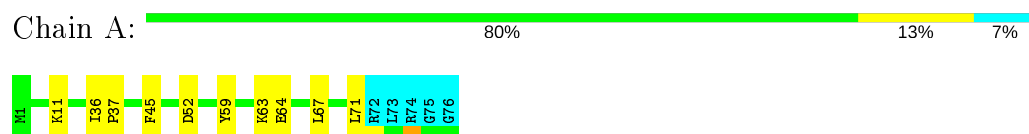
#### 4.2.28 Score per residue for model 28

- Molecule 1: Ubiquitin



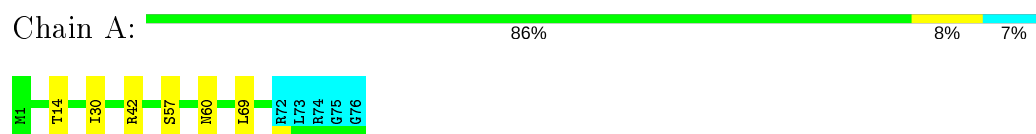
#### 4.2.29 Score per residue for model 29

- Molecule 1: Ubiquitin




#### 4.2.30 Score per residue for model 30

- Molecule 1: Ubiquitin



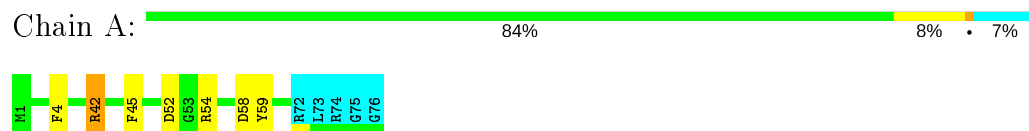
#### 4.2.31 Score per residue for model 31

- Molecule 1: Ubiquitin



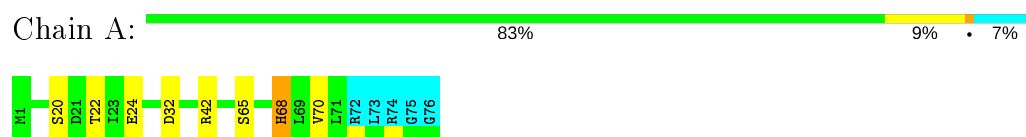
#### 4.2.32 Score per residue for model 32

- Molecule 1: Ubiquitin



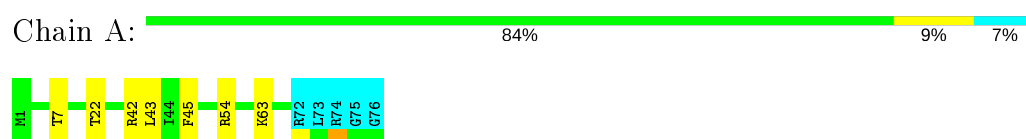
#### 4.2.33 Score per residue for model 33

- Molecule 1: Ubiquitin



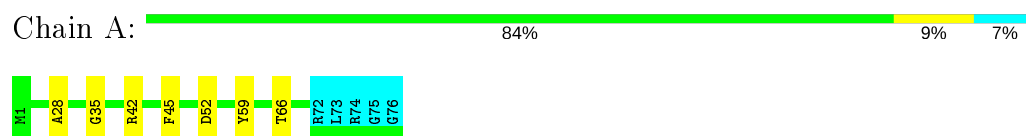
#### 4.2.34 Score per residue for model 34

- Molecule 1: Ubiquitin



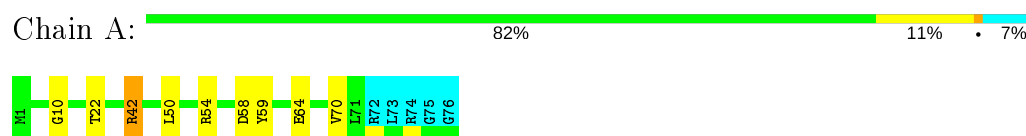
#### 4.2.35 Score per residue for model 35

- Molecule 1: Ubiquitin



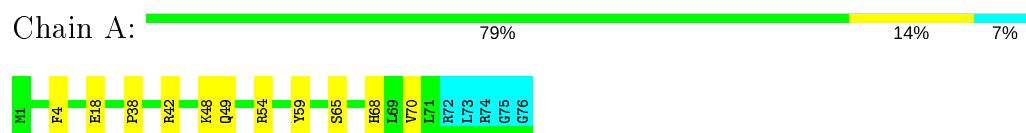
#### 4.2.36 Score per residue for model 36

- Molecule 1: Ubiquitin



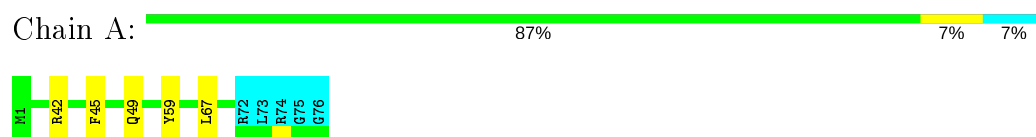
#### 4.2.37 Score per residue for model 37

- Molecule 1: Ubiquitin



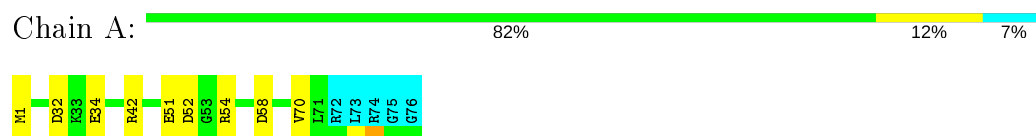
#### 4.2.38 Score per residue for model 38

- Molecule 1: Ubiquitin



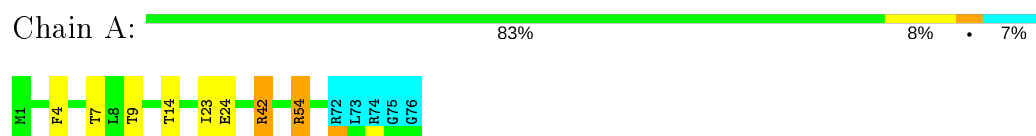
#### 4.2.39 Score per residue for model 39

- Molecule 1: Ubiquitin



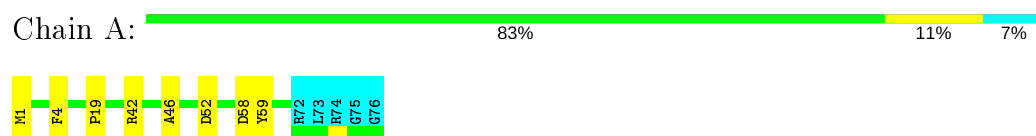
#### 4.2.40 Score per residue for model 40

- Molecule 1: Ubiquitin



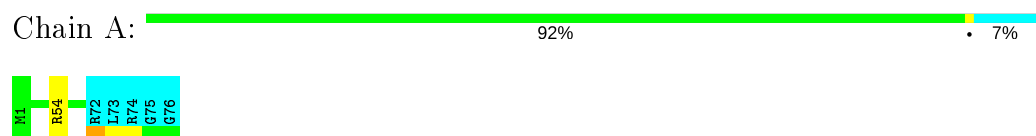
#### 4.2.41 Score per residue for model 41

- Molecule 1: Ubiquitin



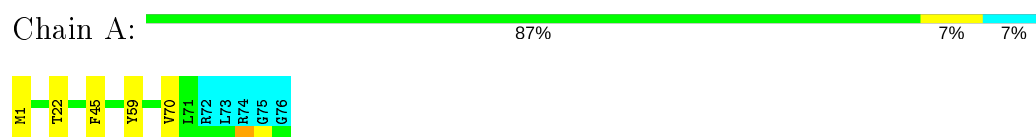
#### 4.2.42 Score per residue for model 42

- Molecule 1: Ubiquitin



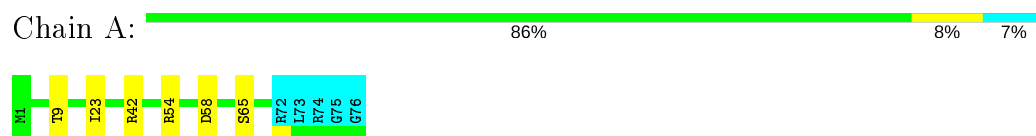
## 4.2.43 Score per residue for model 43

- Molecule 1: Ubiquitin



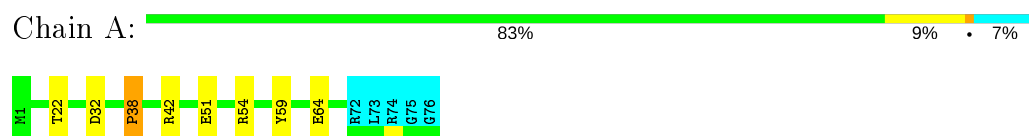
## 4.2.44 Score per residue for model 44

- Molecule 1: Ubiquitin



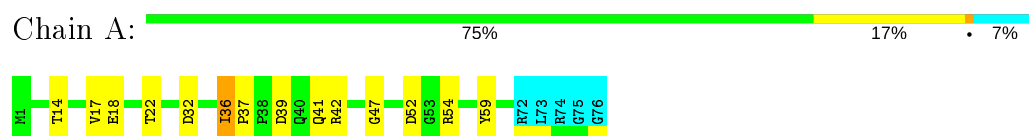
## 4.2.45 Score per residue for model 45

- Molecule 1: Ubiquitin



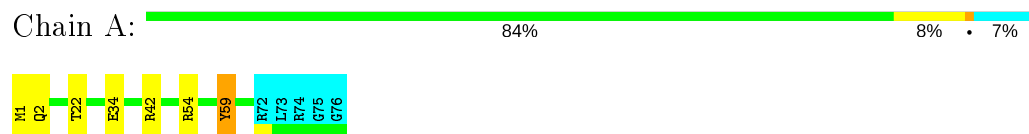
## 4.2.46 Score per residue for model 46

- Molecule 1: Ubiquitin



## 4.2.47 Score per residue for model 47

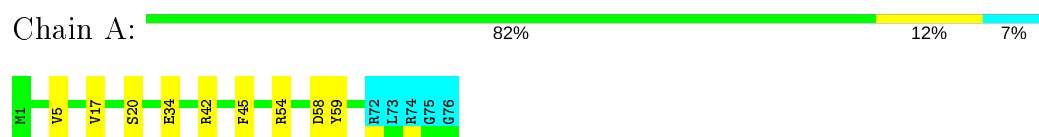
- Molecule 1: Ubiquitin





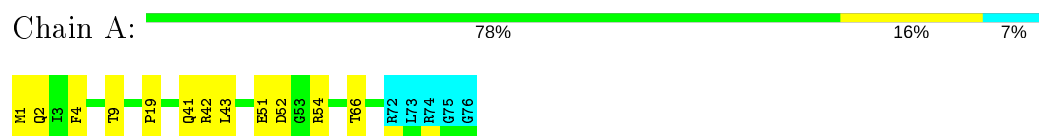
## 4.2.48 Score per residue for model 48

- Molecule 1: Ubiquitin



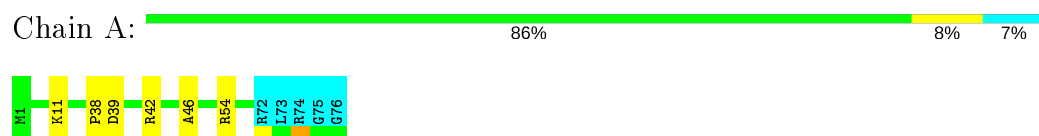
## 4.2.49 Score per residue for model 49

- Molecule 1: Ubiquitin



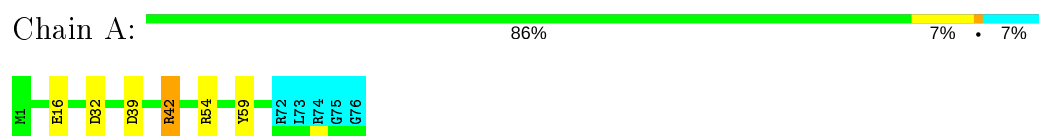
## 4.2.50 Score per residue for model 50

- Molecule 1: Ubiquitin



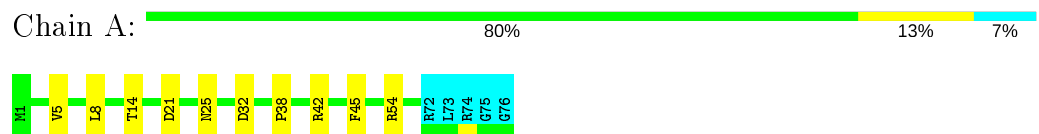
## 4.2.51 Score per residue for model 51

- Molecule 1: Ubiquitin



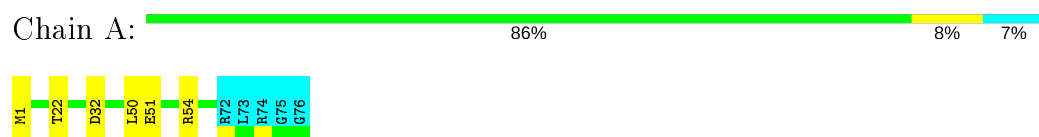
## 4.2.52 Score per residue for model 52

- Molecule 1: Ubiquitin



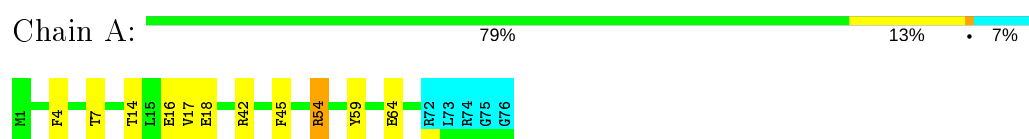
#### 4.2.53 Score per residue for model 53

- Molecule 1: Ubiquitin



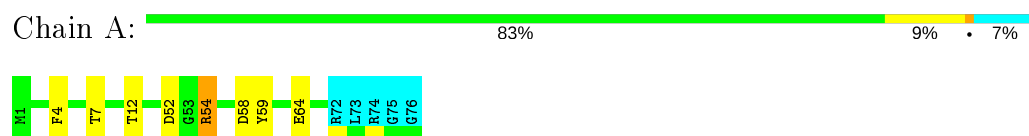
#### 4.2.54 Score per residue for model 54

- Molecule 1: Ubiquitin



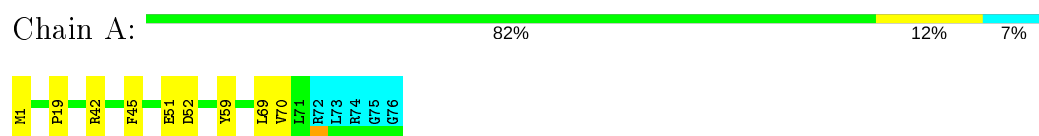
#### 4.2.55 Score per residue for model 55

- Molecule 1: Ubiquitin



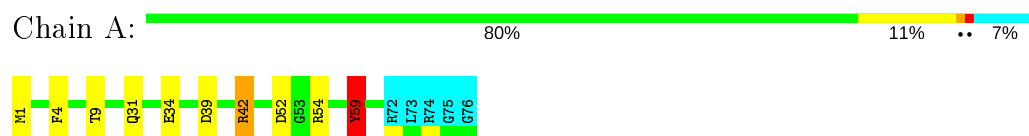
#### 4.2.56 Score per residue for model 56

- Molecule 1: Ubiquitin



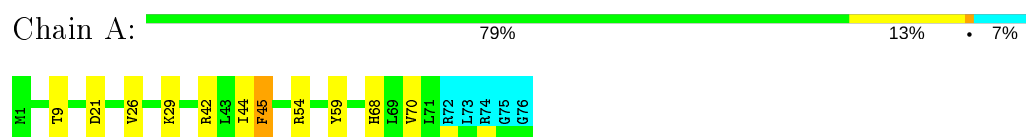
#### 4.2.57 Score per residue for model 57

- Molecule 1: Ubiquitin



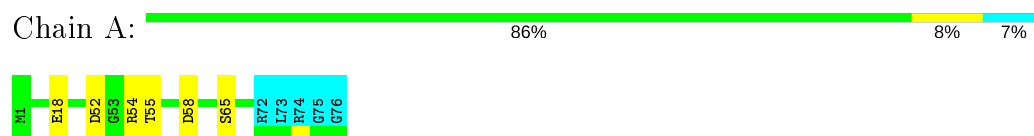
#### 4.2.58 Score per residue for model 58

- Molecule 1: Ubiquitin



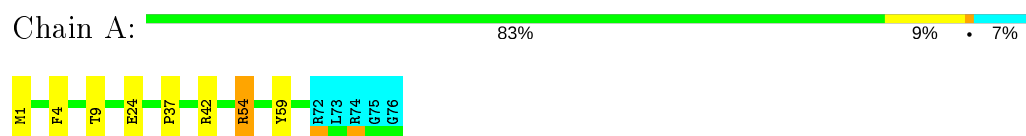
#### 4.2.59 Score per residue for model 59

- Molecule 1: Ubiquitin



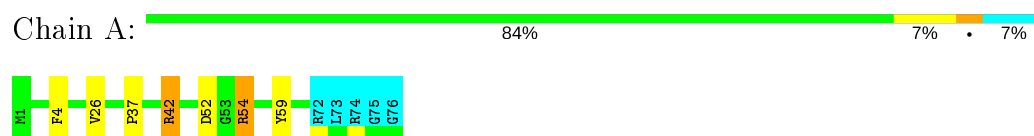
#### 4.2.60 Score per residue for model 60

- Molecule 1: Ubiquitin



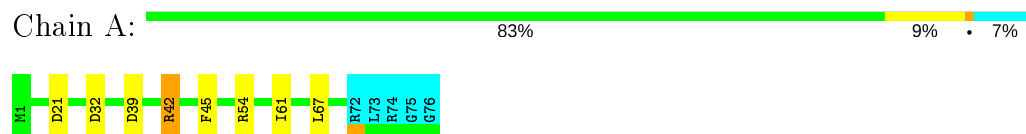
#### 4.2.61 Score per residue for model 61

- Molecule 1: Ubiquitin



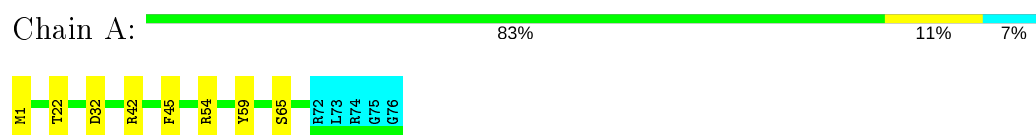
#### 4.2.62 Score per residue for model 62

- Molecule 1: Ubiquitin



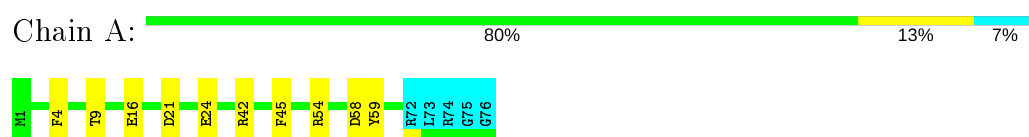
#### 4.2.63 Score per residue for model 63

- Molecule 1: Ubiquitin



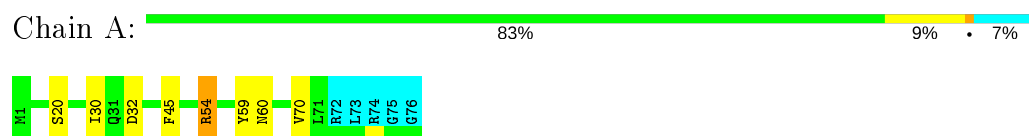
#### 4.2.64 Score per residue for model 64

- Molecule 1: Ubiquitin



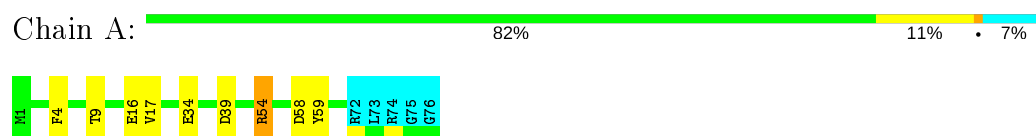
#### 4.2.65 Score per residue for model 65

- Molecule 1: Ubiquitin



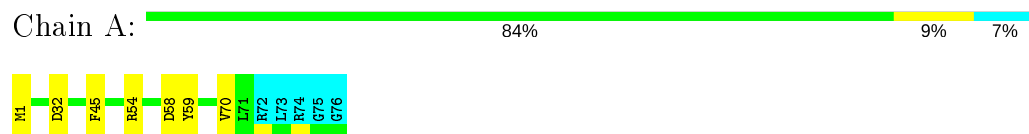
#### 4.2.66 Score per residue for model 66

- Molecule 1: Ubiquitin



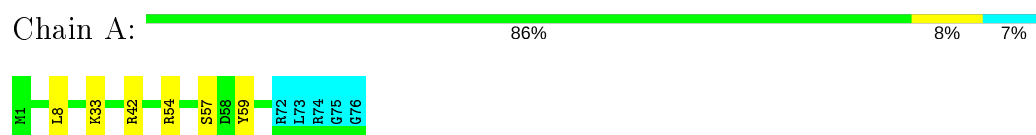
#### 4.2.67 Score per residue for model 67

- Molecule 1: Ubiquitin



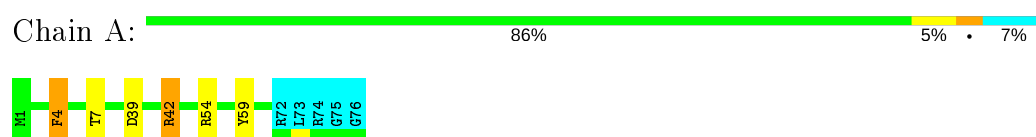
#### 4.2.68 Score per residue for model 68

- Molecule 1: Ubiquitin



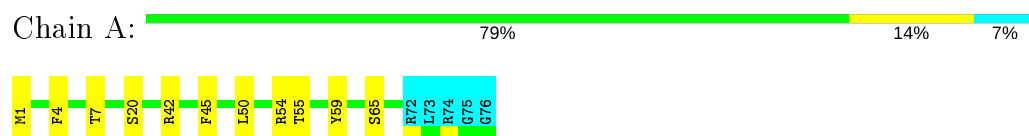
#### 4.2.69 Score per residue for model 69

- Molecule 1: Ubiquitin



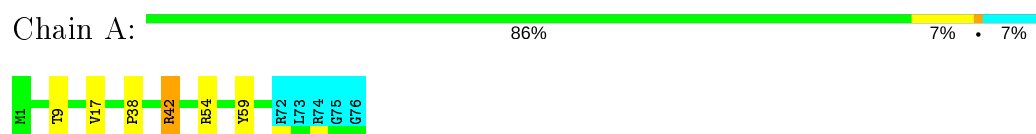
#### 4.2.70 Score per residue for model 70

- Molecule 1: Ubiquitin



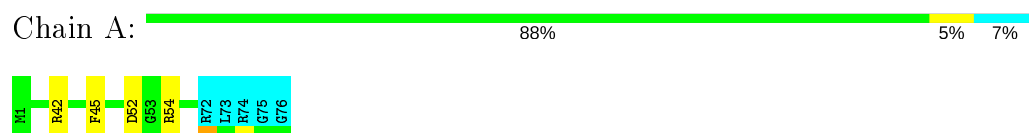
#### 4.2.71 Score per residue for model 71

- Molecule 1: Ubiquitin



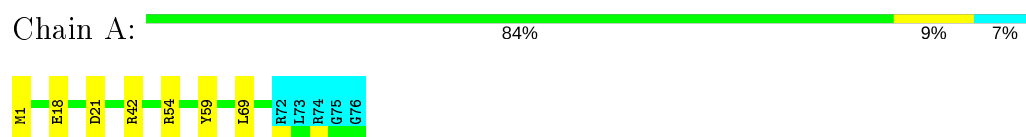
#### 4.2.72 Score per residue for model 72

- Molecule 1: Ubiquitin



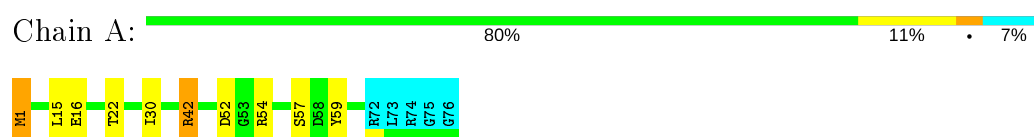
### 4.2.73 Score per residue for model 73

- Molecule 1: Ubiquitin



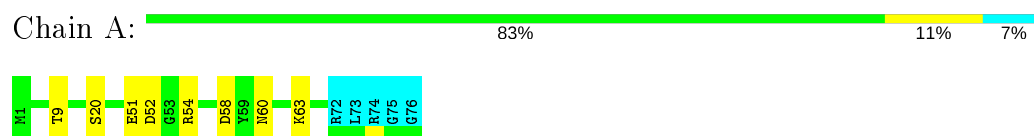
### 4.2.74 Score per residue for model 74

- Molecule 1: Ubiquitin



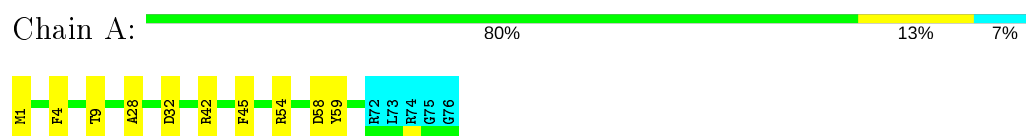
### 4.2.75 Score per residue for model 75

- Molecule 1: Ubiquitin



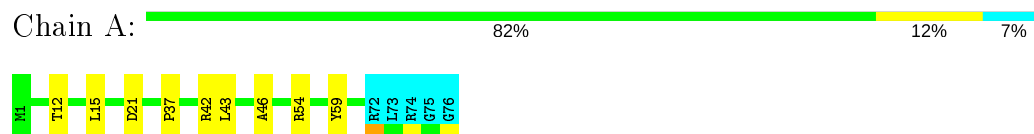
### 4.2.76 Score per residue for model 76 (medoid)

- Molecule 1: Ubiquitin



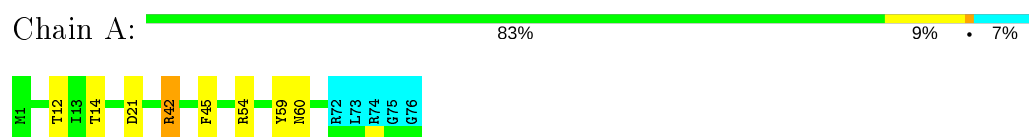
### 4.2.77 Score per residue for model 77

- Molecule 1: Ubiquitin



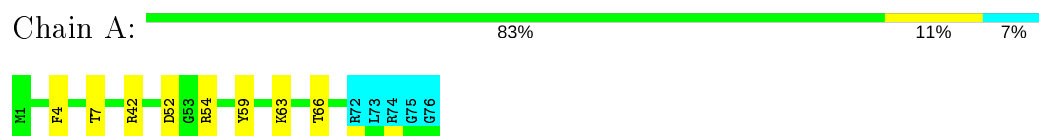
#### 4.2.78 Score per residue for model 78

- Molecule 1: Ubiquitin



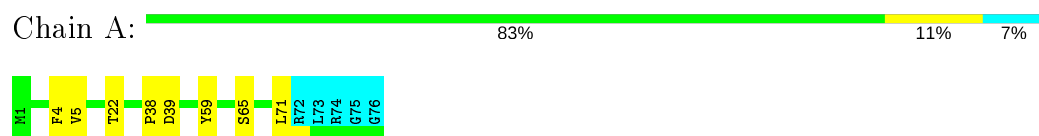
#### 4.2.79 Score per residue for model 79

- Molecule 1: Ubiquitin



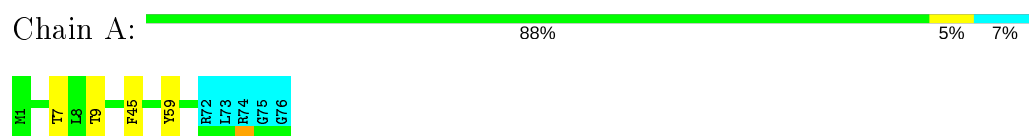
#### 4.2.80 Score per residue for model 80

- Molecule 1: Ubiquitin



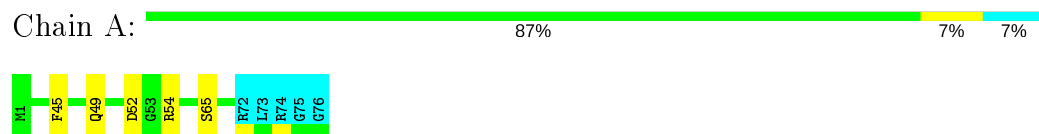
#### 4.2.81 Score per residue for model 81

- Molecule 1: Ubiquitin



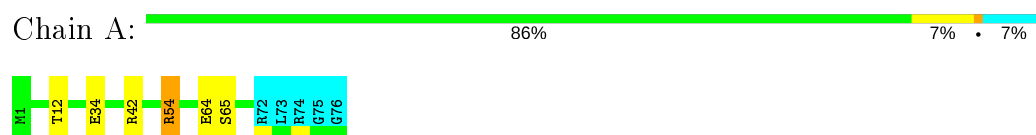
#### 4.2.82 Score per residue for model 82

- Molecule 1: Ubiquitin



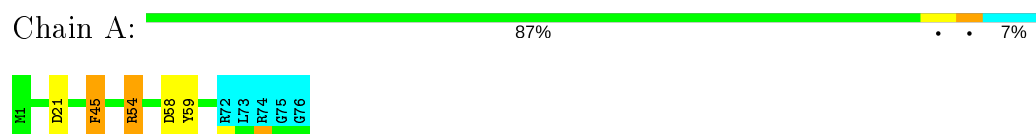
#### 4.2.83 Score per residue for model 83

- Molecule 1: Ubiquitin



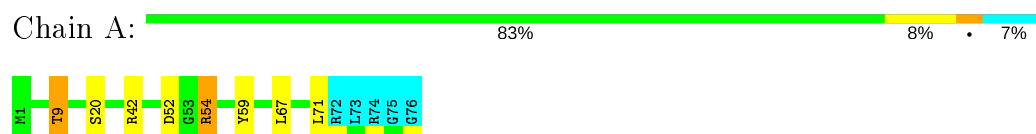
#### 4.2.84 Score per residue for model 84

- Molecule 1: Ubiquitin



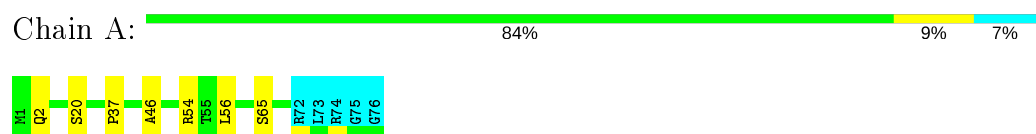
#### 4.2.85 Score per residue for model 85

- Molecule 1: Ubiquitin



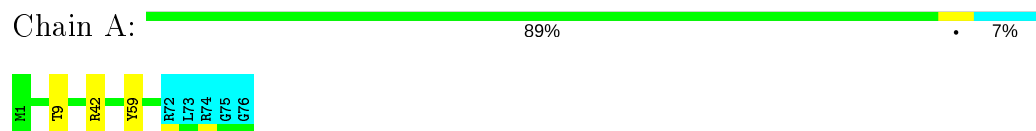
#### 4.2.86 Score per residue for model 86

- Molecule 1: Ubiquitin



#### 4.2.87 Score per residue for model 87

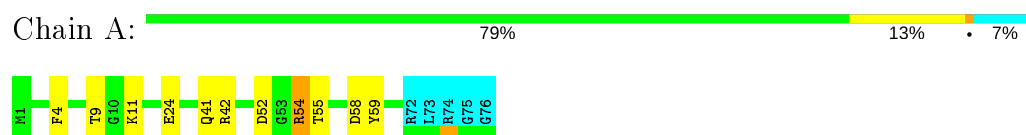
- Molecule 1: Ubiquitin





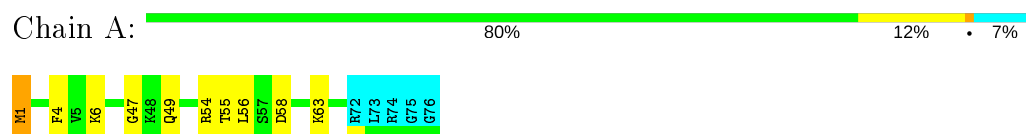
#### 4.2.88 Score per residue for model 88

- Molecule 1: Ubiquitin



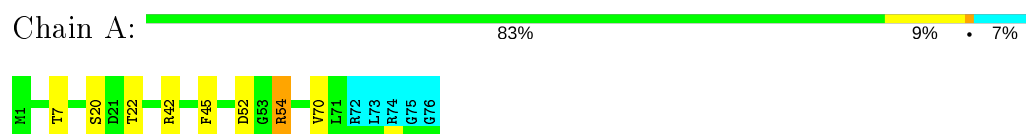
#### 4.2.89 Score per residue for model 89

- Molecule 1: Ubiquitin



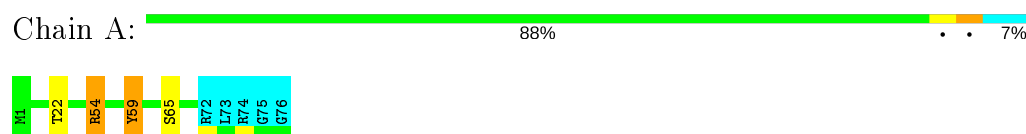
#### 4.2.90 Score per residue for model 90

- Molecule 1: Ubiquitin



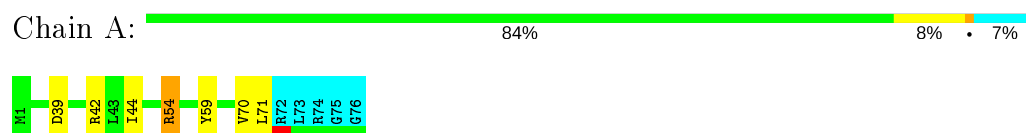
#### 4.2.91 Score per residue for model 91

- Molecule 1: Ubiquitin



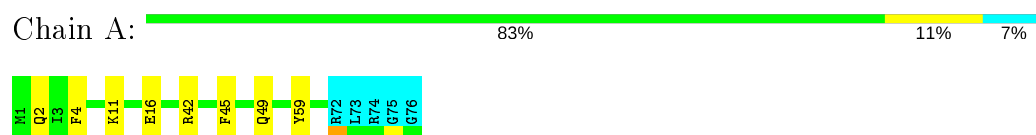
#### 4.2.92 Score per residue for model 92

- Molecule 1: Ubiquitin



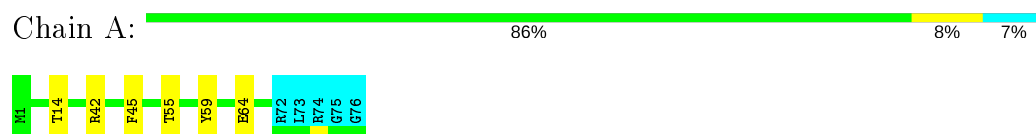
#### 4.2.93 Score per residue for model 93

- Molecule 1: Ubiquitin



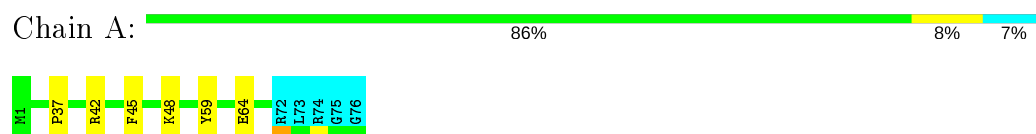
#### 4.2.94 Score per residue for model 94

- Molecule 1: Ubiquitin



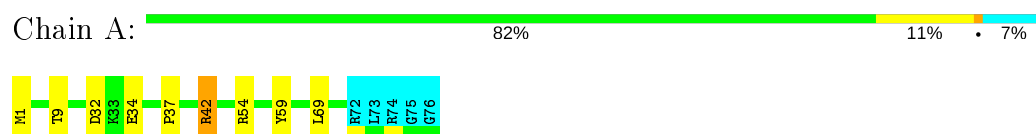
#### 4.2.95 Score per residue for model 95

- Molecule 1: Ubiquitin



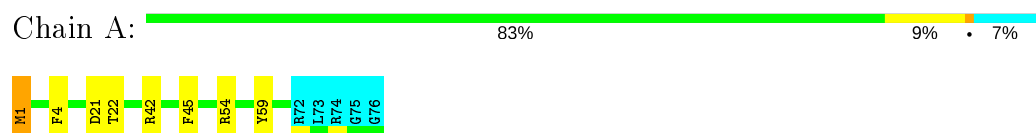
#### 4.2.96 Score per residue for model 96

- Molecule 1: Ubiquitin



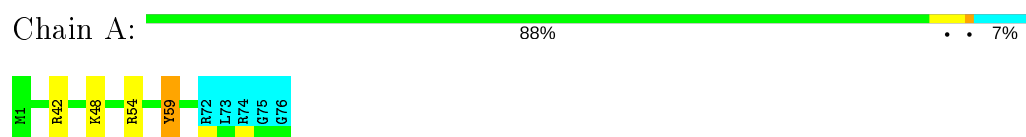
#### 4.2.97 Score per residue for model 97

- Molecule 1: Ubiquitin



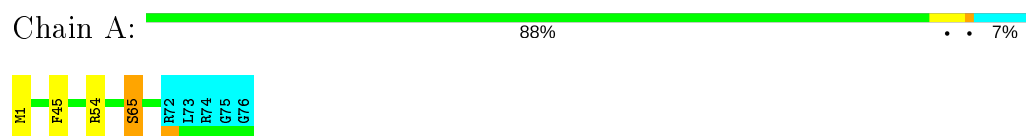
#### 4.2.98 Score per residue for model 98

- Molecule 1: Ubiquitin



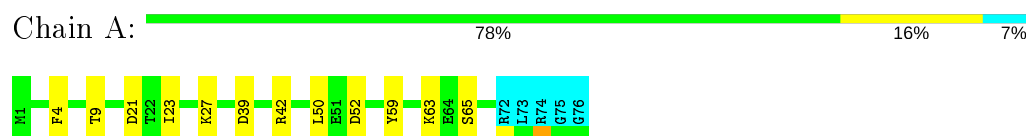
#### 4.2.99 Score per residue for model 99

- Molecule 1: Ubiquitin



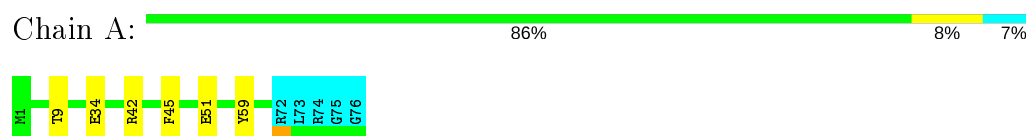
#### 4.2.100 Score per residue for model 100

- Molecule 1: Ubiquitin



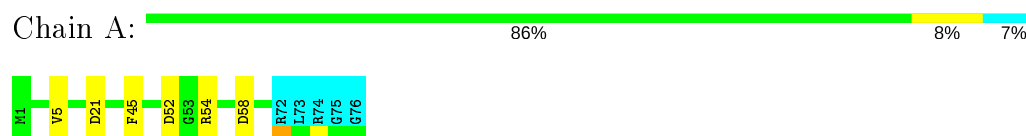
#### 4.2.101 Score per residue for model 101

- Molecule 1: Ubiquitin



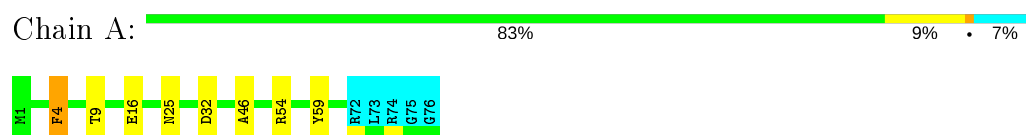
#### 4.2.102 Score per residue for model 102

- Molecule 1: Ubiquitin



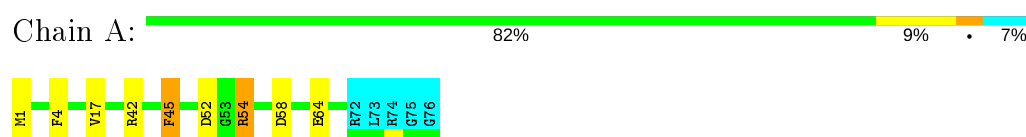
### 4.2.103 Score per residue for model 103

- Molecule 1: Ubiquitin



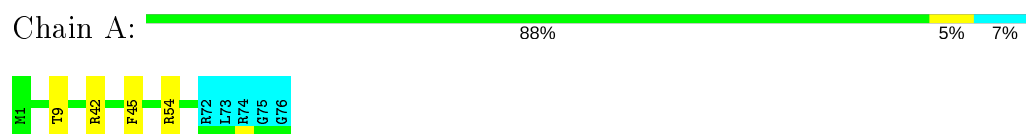
### 4.2.104 Score per residue for model 104

- Molecule 1: Ubiquitin



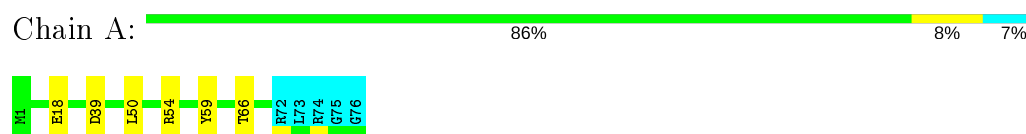
### 4.2.105 Score per residue for model 105

- Molecule 1: Ubiquitin



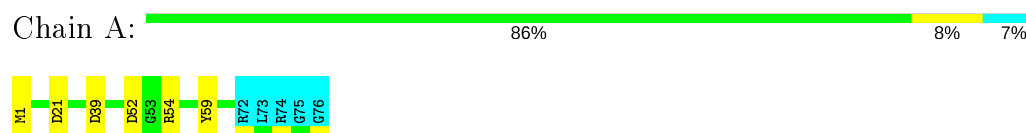
### 4.2.106 Score per residue for model 106

- Molecule 1: Ubiquitin



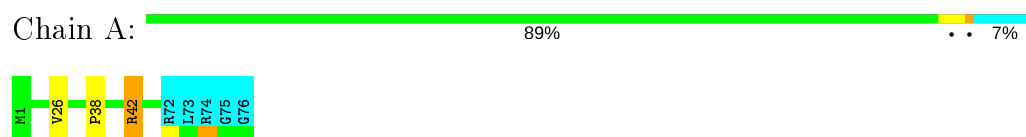
### 4.2.107 Score per residue for model 107

- Molecule 1: Ubiquitin



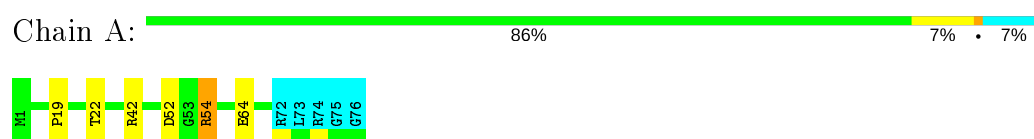
#### 4.2.108 Score per residue for model 108

- Molecule 1: Ubiquitin



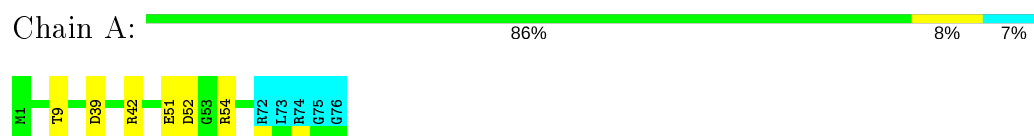
#### 4.2.109 Score per residue for model 109

- Molecule 1: Ubiquitin



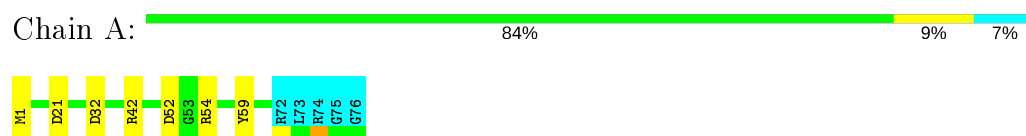
#### 4.2.110 Score per residue for model 110

- Molecule 1: Ubiquitin



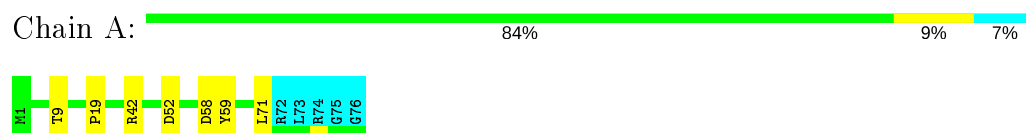
#### 4.2.111 Score per residue for model 111

- Molecule 1: Ubiquitin



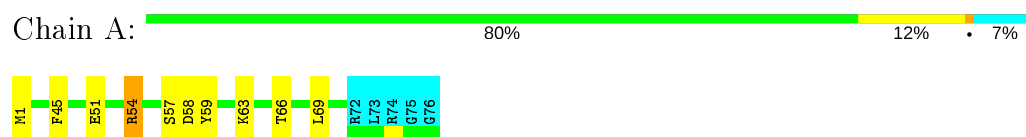
#### 4.2.112 Score per residue for model 112

- Molecule 1: Ubiquitin



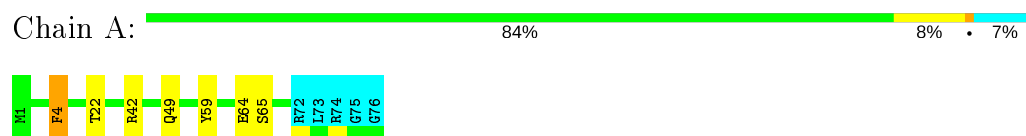
## 4.2.113 Score per residue for model 113

- Molecule 1: Ubiquitin



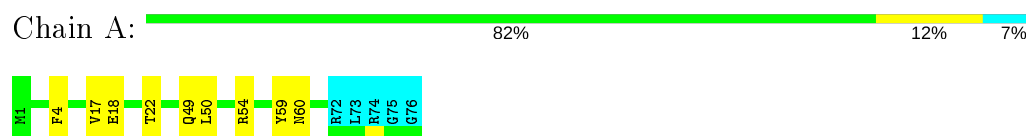
## 4.2.114 Score per residue for model 114

- Molecule 1: Ubiquitin



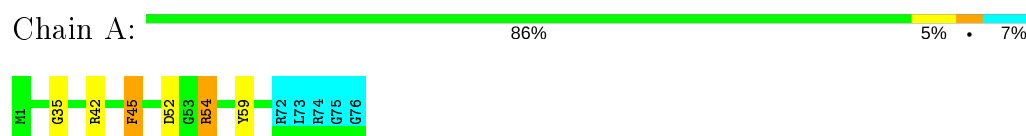
## 4.2.115 Score per residue for model 115

- Molecule 1: Ubiquitin



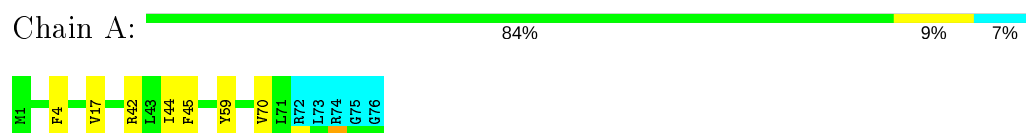
## 4.2.116 Score per residue for model 116

- Molecule 1: Ubiquitin




## 4.2.117 Score per residue for model 117

- Molecule 1: Ubiquitin



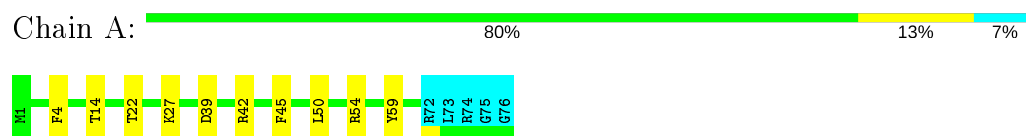
## 4.2.118 Score per residue for model 118

- Molecule 1: Ubiquitin



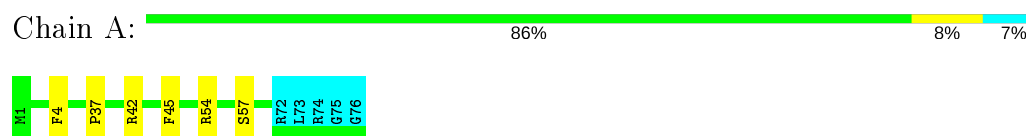
## 4.2.119 Score per residue for model 119

- Molecule 1: Ubiquitin



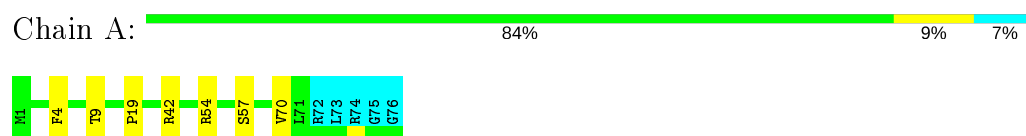
## 4.2.120 Score per residue for model 120

- Molecule 1: Ubiquitin



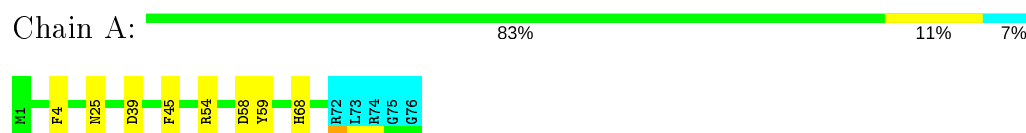
## 4.2.121 Score per residue for model 121

- Molecule 1: Ubiquitin



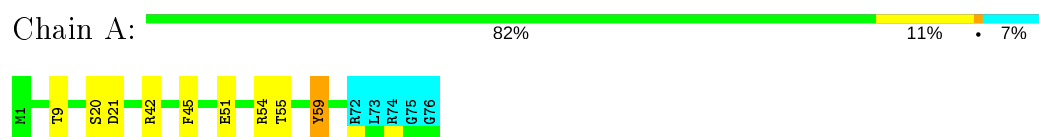
## 4.2.122 Score per residue for model 122

- Molecule 1: Ubiquitin



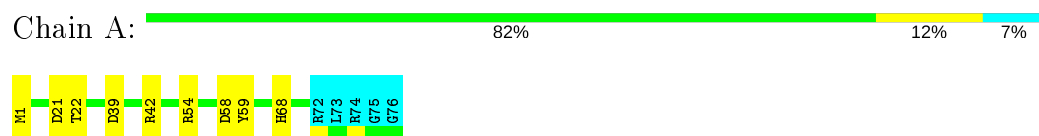
#### 4.2.123 Score per residue for model 123

- Molecule 1: Ubiquitin



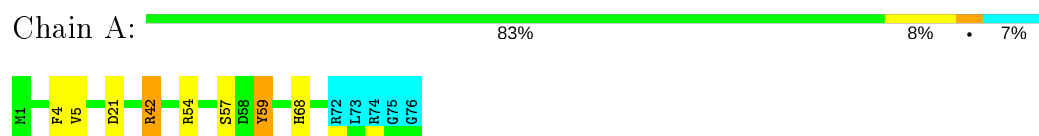
#### 4.2.124 Score per residue for model 124

- Molecule 1: Ubiquitin



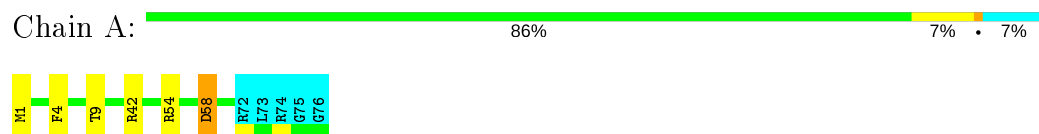
#### 4.2.125 Score per residue for model 125

- Molecule 1: Ubiquitin



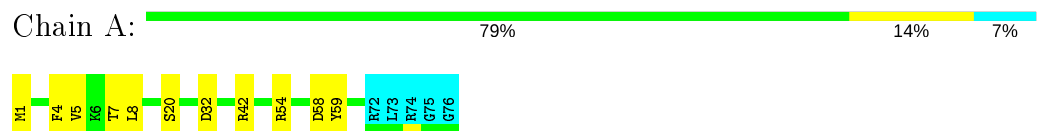
#### 4.2.126 Score per residue for model 126

- Molecule 1: Ubiquitin



#### 4.2.127 Score per residue for model 127

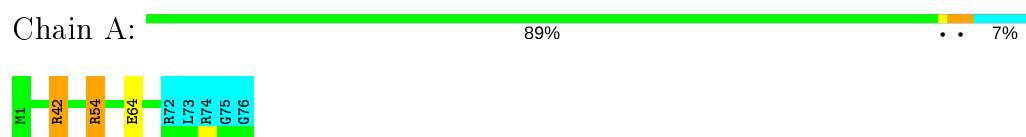
- Molecule 1: Ubiquitin





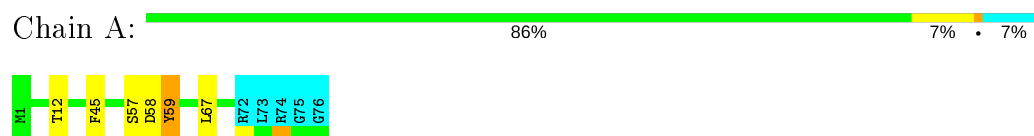
#### 4.2.128 Score per residue for model 128

- Molecule 1: Ubiquitin



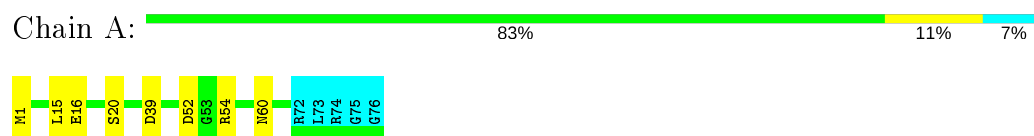
#### 4.2.129 Score per residue for model 129

- Molecule 1: Ubiquitin



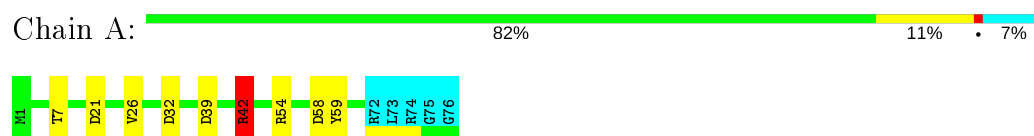
#### 4.2.130 Score per residue for model 130

- Molecule 1: Ubiquitin



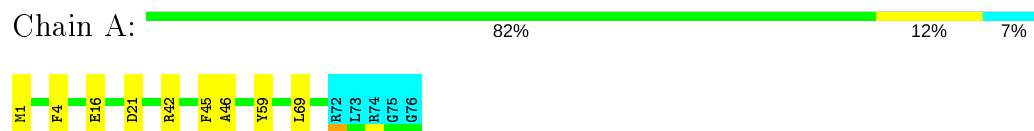
#### 4.2.131 Score per residue for model 131

- Molecule 1: Ubiquitin



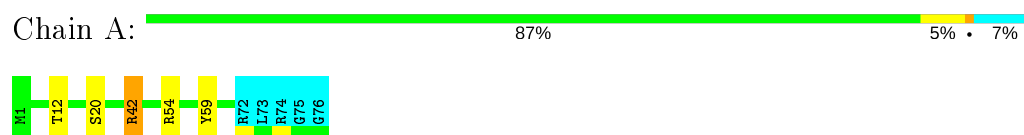
#### 4.2.132 Score per residue for model 132

- Molecule 1: Ubiquitin



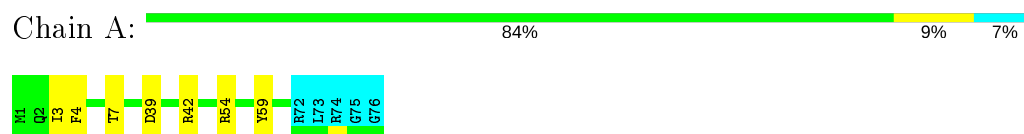
#### 4.2.133 Score per residue for model 133

- Molecule 1: Ubiquitin



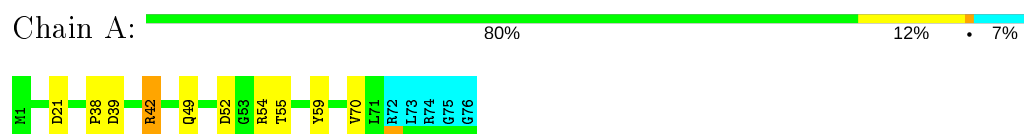
#### 4.2.134 Score per residue for model 134

- Molecule 1: Ubiquitin



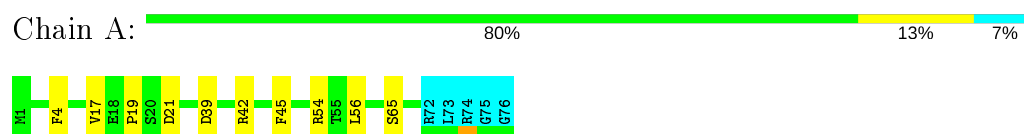
#### 4.2.135 Score per residue for model 135

- Molecule 1: Ubiquitin



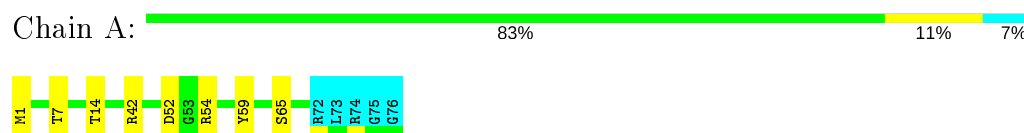
#### 4.2.136 Score per residue for model 136

- Molecule 1: Ubiquitin



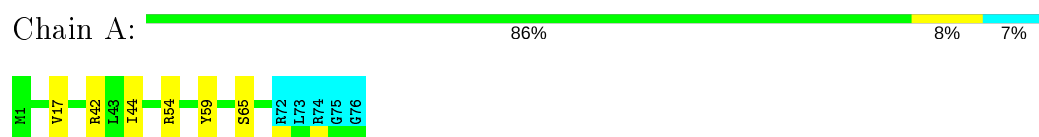
#### 4.2.137 Score per residue for model 137

- Molecule 1: Ubiquitin



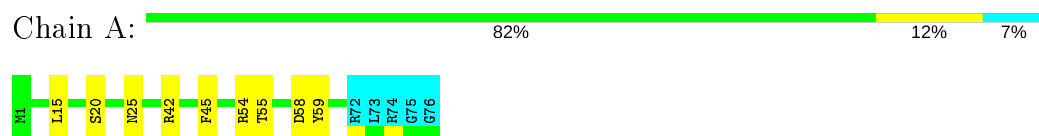
## 4.2.138 Score per residue for model 138

- Molecule 1: Ubiquitin



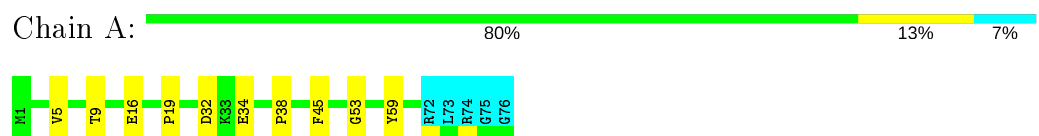
## 4.2.139 Score per residue for model 139

- Molecule 1: Ubiquitin



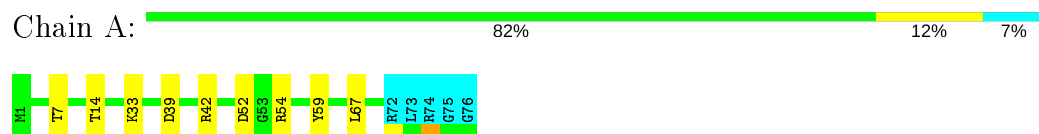
## 4.2.140 Score per residue for model 140

- Molecule 1: Ubiquitin



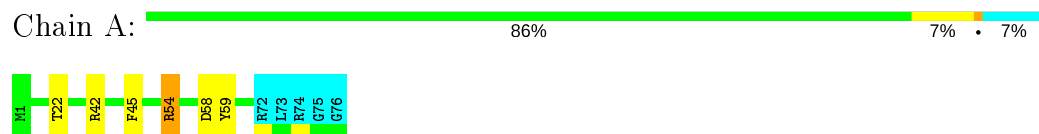
## 4.2.141 Score per residue for model 141

- Molecule 1: Ubiquitin



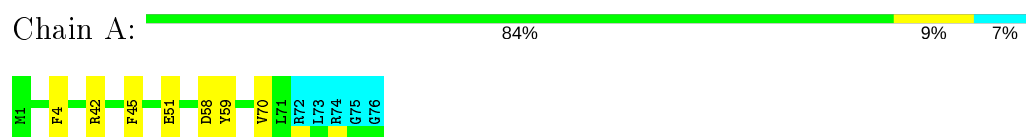
## 4.2.142 Score per residue for model 142

- Molecule 1: Ubiquitin



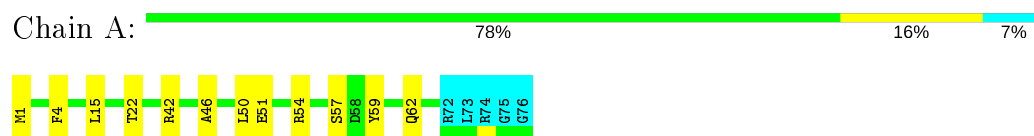
## 4.2.143 Score per residue for model 143

- Molecule 1: Ubiquitin



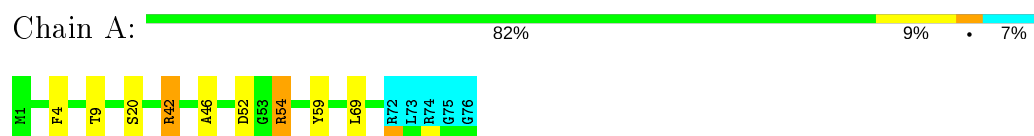
## 4.2.144 Score per residue for model 144

- Molecule 1: Ubiquitin



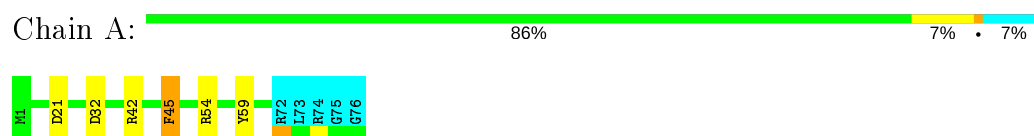
## 4.2.145 Score per residue for model 145

- Molecule 1: Ubiquitin



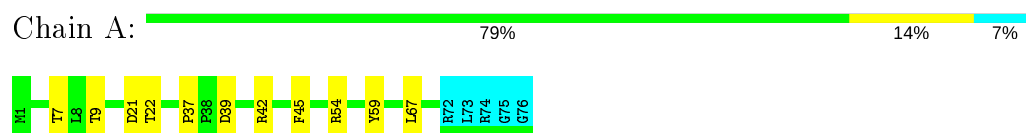
## 4.2.146 Score per residue for model 146

- Molecule 1: Ubiquitin



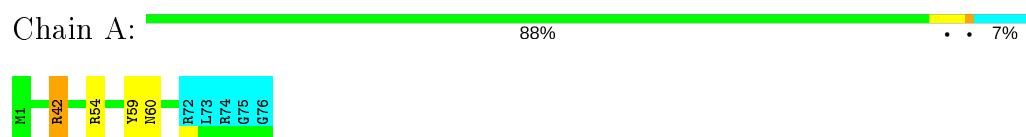
## 4.2.147 Score per residue for model 147

- Molecule 1: Ubiquitin



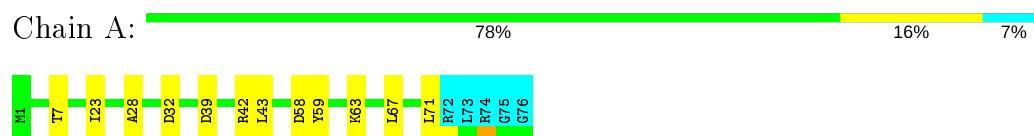
#### 4.2.148 Score per residue for model 148

- Molecule 1: Ubiquitin



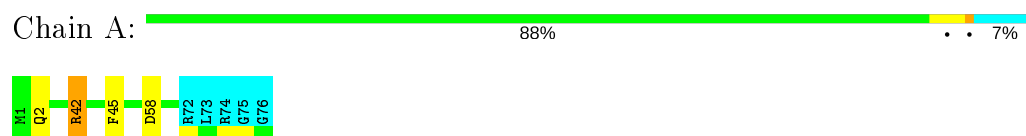
#### 4.2.149 Score per residue for model 149

- Molecule 1: Ubiquitin



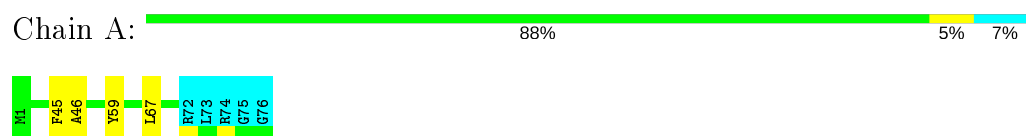
#### 4.2.150 Score per residue for model 150

- Molecule 1: Ubiquitin



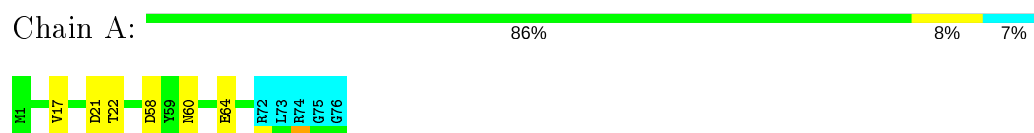
#### 4.2.151 Score per residue for model 151

- Molecule 1: Ubiquitin



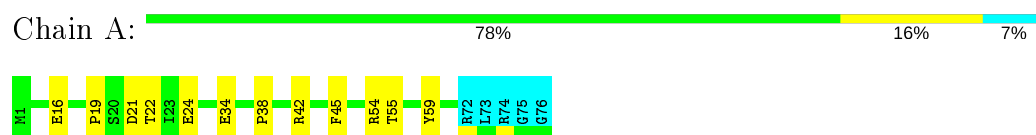
#### 4.2.152 Score per residue for model 152

- Molecule 1: Ubiquitin



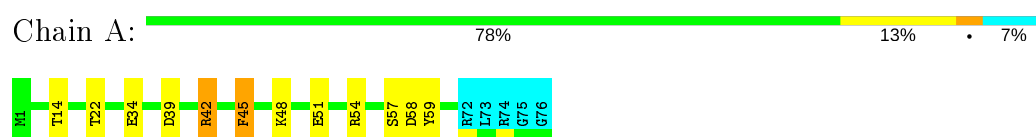
#### 4.2.153 Score per residue for model 153

- Molecule 1: Ubiquitin



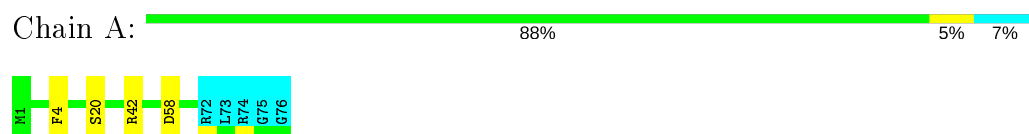
#### 4.2.154 Score per residue for model 154

- Molecule 1: Ubiquitin



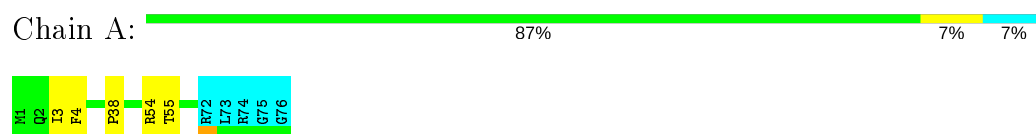
#### 4.2.155 Score per residue for model 155

- Molecule 1: Ubiquitin



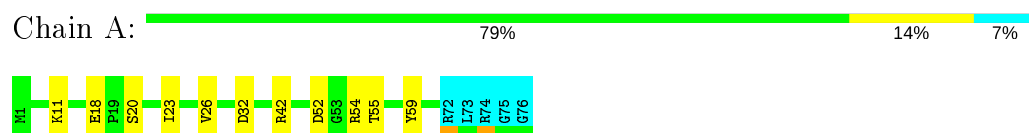
#### 4.2.156 Score per residue for model 156

- Molecule 1: Ubiquitin



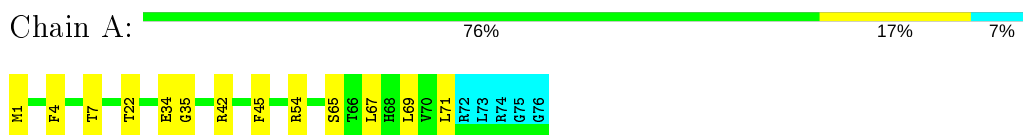
#### 4.2.157 Score per residue for model 157

- Molecule 1: Ubiquitin



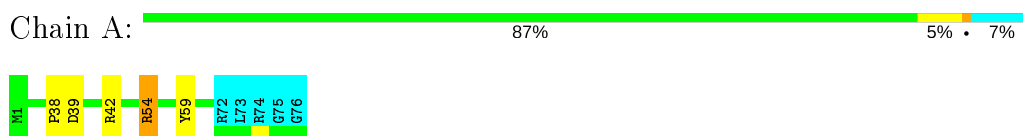
## 4.2.158 Score per residue for model 158

- Molecule 1: Ubiquitin



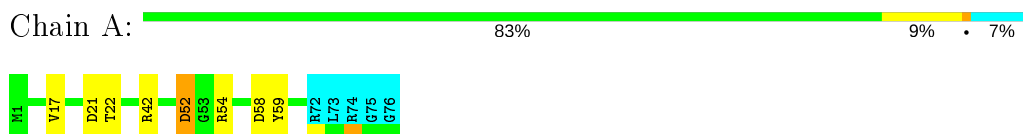
## 4.2.159 Score per residue for model 159

- Molecule 1: Ubiquitin



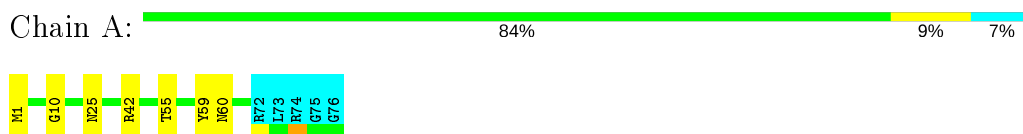
## 4.2.160 Score per residue for model 160

- Molecule 1: Ubiquitin



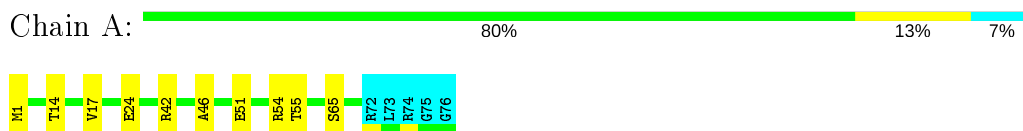
## 4.2.161 Score per residue for model 161

- Molecule 1: Ubiquitin



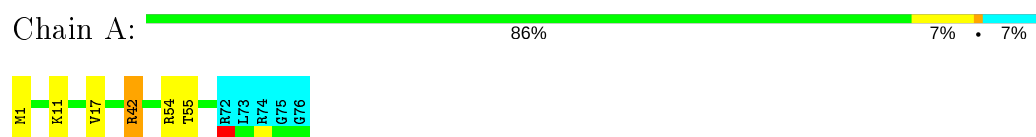
## 4.2.162 Score per residue for model 162

- Molecule 1: Ubiquitin



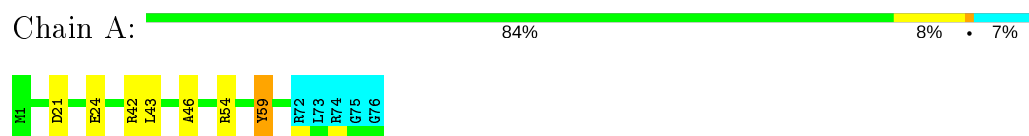
#### 4.2.163 Score per residue for model 163

- Molecule 1: Ubiquitin



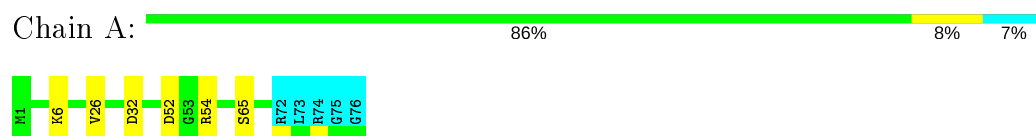
#### 4.2.164 Score per residue for model 164

- Molecule 1: Ubiquitin



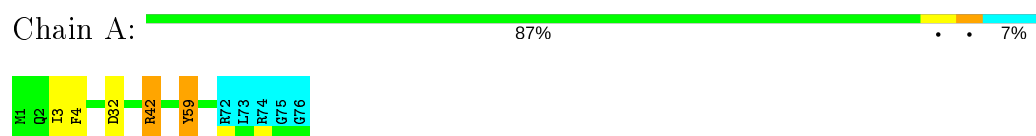
#### 4.2.165 Score per residue for model 165

- Molecule 1: Ubiquitin




#### 4.2.166 Score per residue for model 166

- Molecule 1: Ubiquitin



#### 4.2.167 Score per residue for model 167

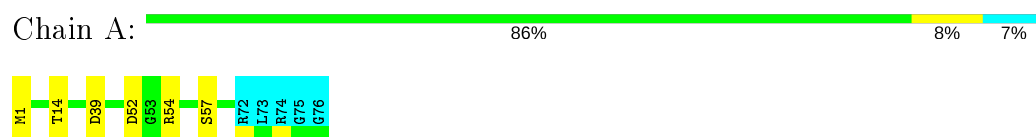
- Molecule 1: Ubiquitin





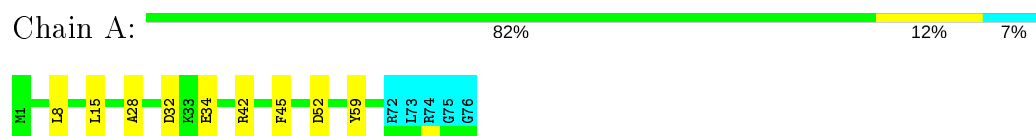
#### 4.2.168 Score per residue for model 168

- Molecule 1: Ubiquitin



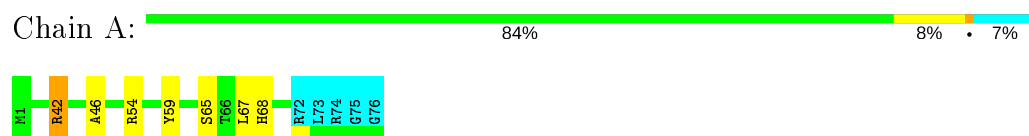
#### 4.2.169 Score per residue for model 169

- Molecule 1: Ubiquitin



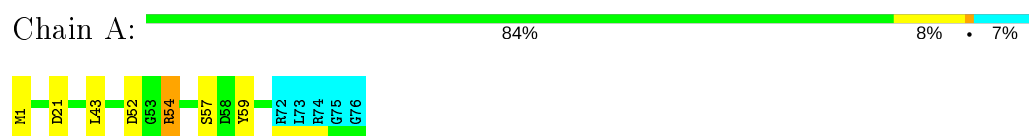
#### 4.2.170 Score per residue for model 170

- Molecule 1: Ubiquitin



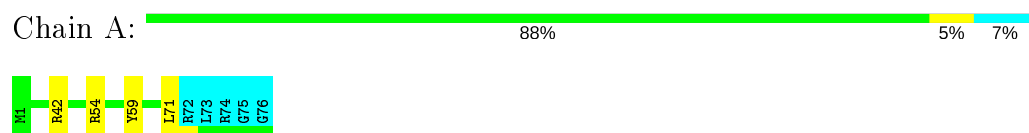
#### 4.2.171 Score per residue for model 171

- Molecule 1: Ubiquitin



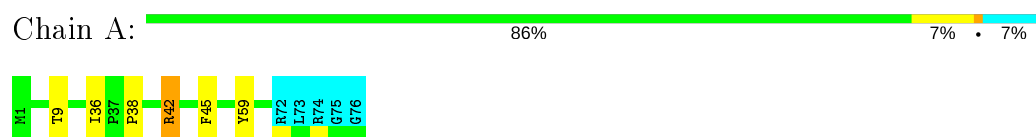
#### 4.2.172 Score per residue for model 172

- Molecule 1: Ubiquitin



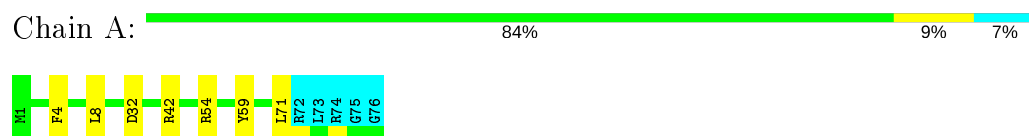
#### 4.2.173 Score per residue for model 173

- Molecule 1: Ubiquitin



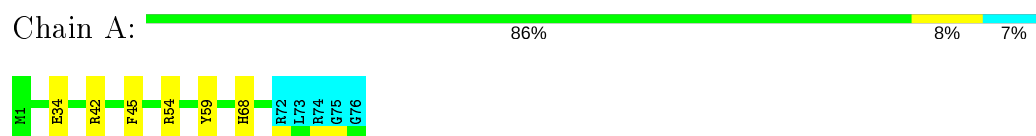
#### 4.2.174 Score per residue for model 174

- Molecule 1: Ubiquitin



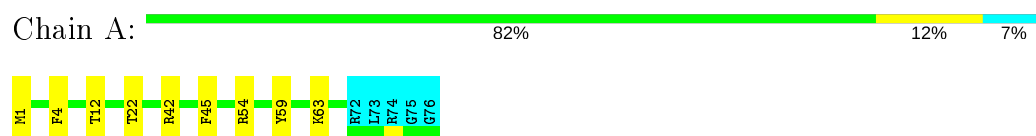
#### 4.2.175 Score per residue for model 175

- Molecule 1: Ubiquitin



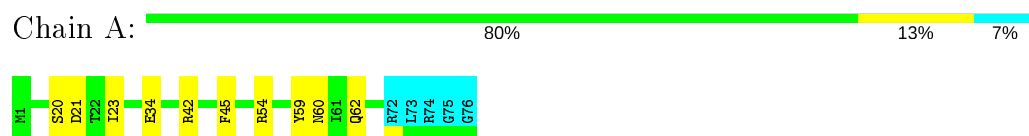
#### 4.2.176 Score per residue for model 176

- Molecule 1: Ubiquitin



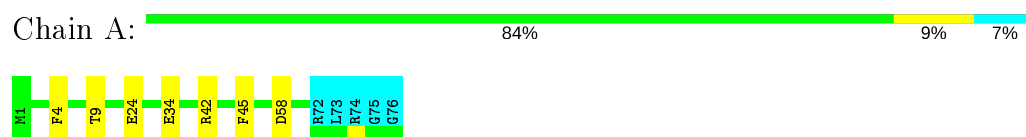
#### 4.2.177 Score per residue for model 177

- Molecule 1: Ubiquitin



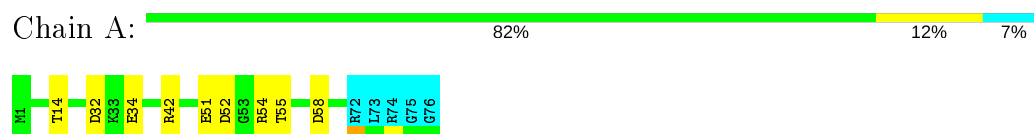
## 4.2.178 Score per residue for model 178

- Molecule 1: Ubiquitin



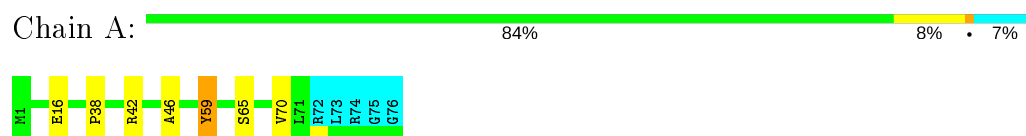
## 4.2.179 Score per residue for model 179

- Molecule 1: Ubiquitin



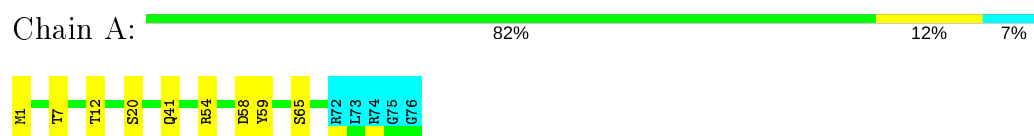
## 4.2.180 Score per residue for model 180

- Molecule 1: Ubiquitin



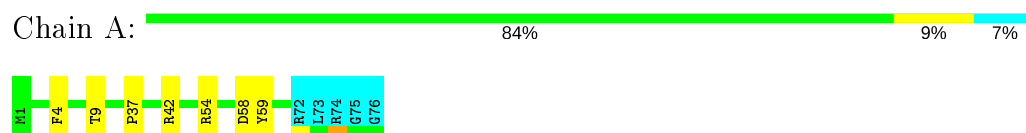
## 4.2.181 Score per residue for model 181

- Molecule 1: Ubiquitin



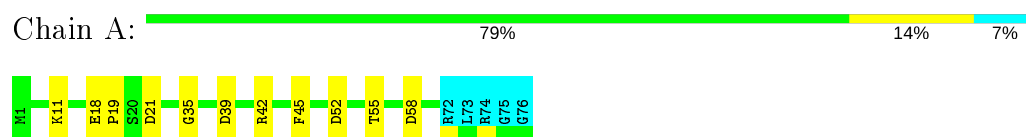
## 4.2.182 Score per residue for model 182

- Molecule 1: Ubiquitin



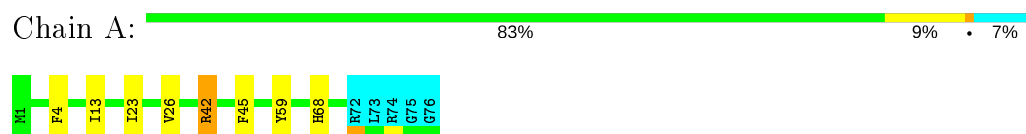
## 4.2.183 Score per residue for model 183

- Molecule 1: Ubiquitin



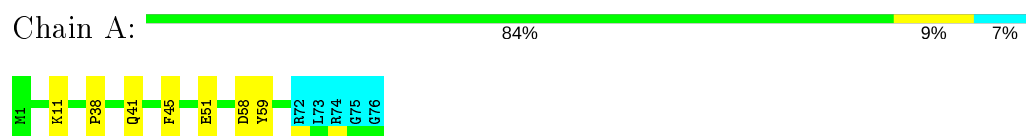
## 4.2.184 Score per residue for model 184

- Molecule 1: Ubiquitin



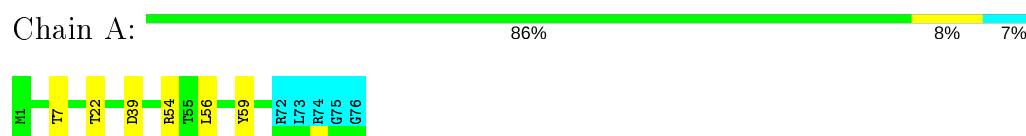
## 4.2.185 Score per residue for model 185

- Molecule 1: Ubiquitin



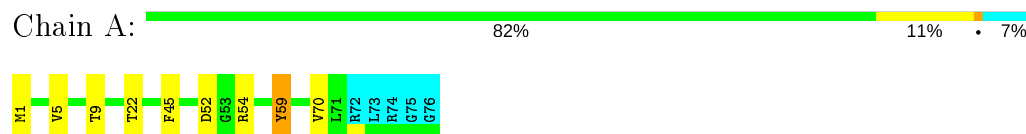
## 4.2.186 Score per residue for model 186

- Molecule 1: Ubiquitin



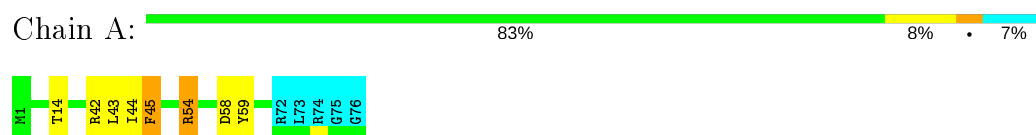
## 4.2.187 Score per residue for model 187

- Molecule 1: Ubiquitin



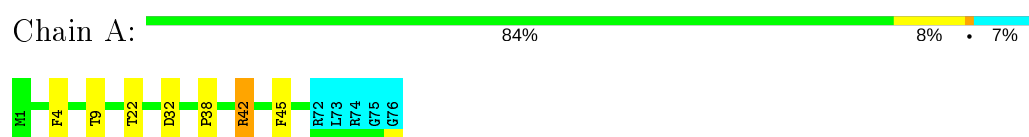
#### 4.2.188 Score per residue for model 188

- Molecule 1: Ubiquitin



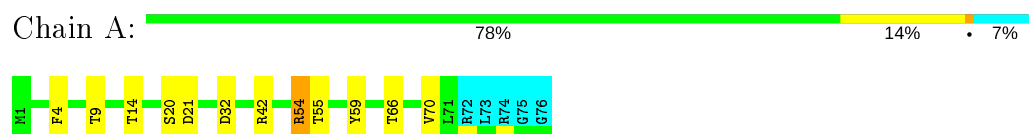
#### 4.2.189 Score per residue for model 189

- Molecule 1: Ubiquitin



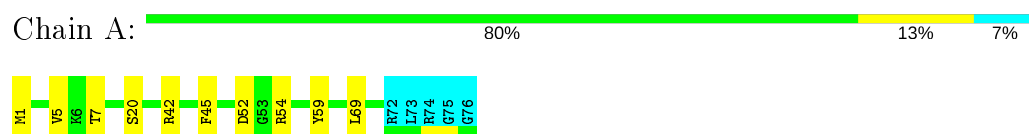
#### 4.2.190 Score per residue for model 190

- Molecule 1: Ubiquitin



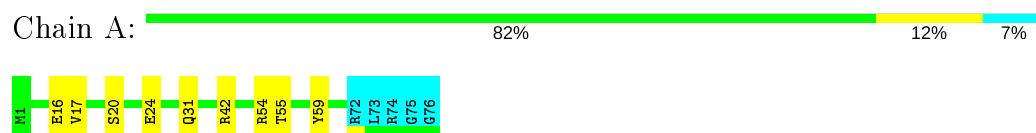
#### 4.2.191 Score per residue for model 191

- Molecule 1: Ubiquitin



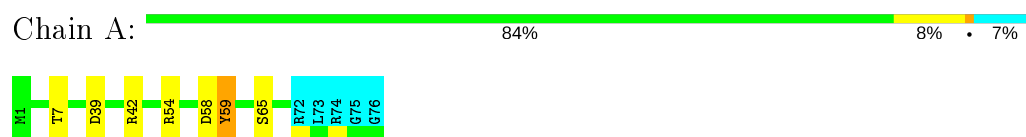
#### 4.2.192 Score per residue for model 192

- Molecule 1: Ubiquitin



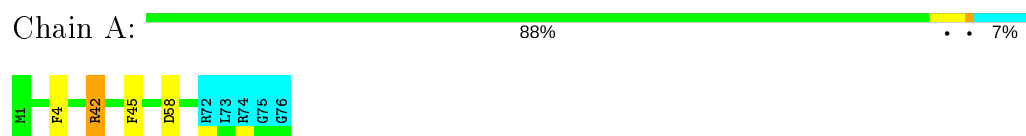
#### 4.2.193 Score per residue for model 193

- Molecule 1: Ubiquitin



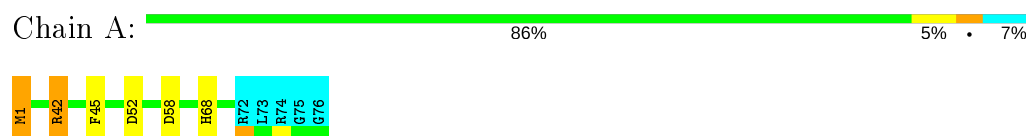
#### 4.2.194 Score per residue for model 194

- Molecule 1: Ubiquitin



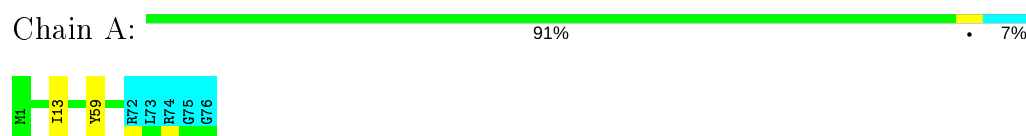
#### 4.2.195 Score per residue for model 195

- Molecule 1: Ubiquitin



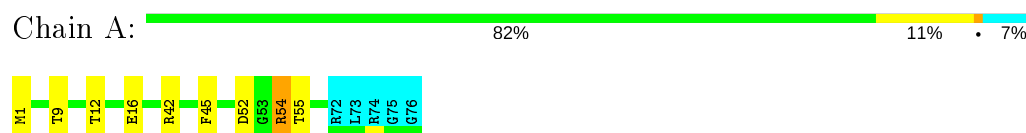
#### 4.2.196 Score per residue for model 196

- Molecule 1: Ubiquitin



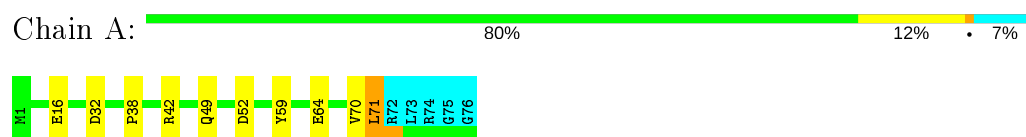
#### 4.2.197 Score per residue for model 197

- Molecule 1: Ubiquitin



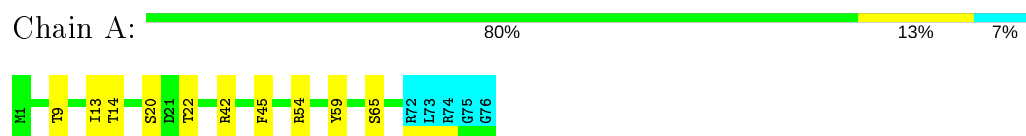
## 4.2.198 Score per residue for model 198

- Molecule 1: Ubiquitin



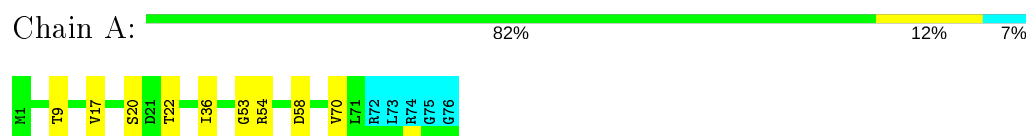
## 4.2.199 Score per residue for model 199

- Molecule 1: Ubiquitin



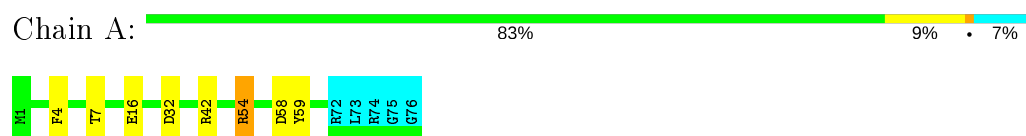
## 4.2.200 Score per residue for model 200

- Molecule 1: Ubiquitin



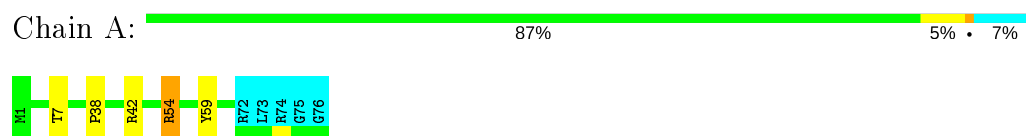
## 4.2.201 Score per residue for model 201

- Molecule 1: Ubiquitin



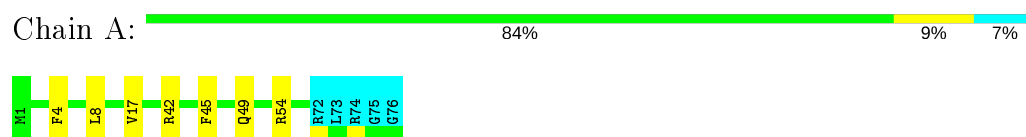
## 4.2.202 Score per residue for model 202

- Molecule 1: Ubiquitin



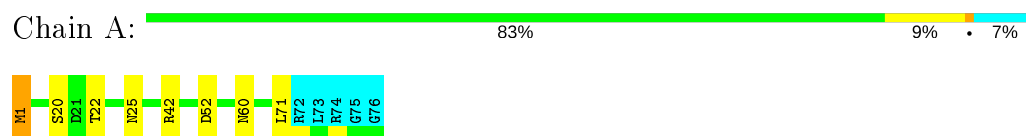
#### 4.2.203 Score per residue for model 203

- Molecule 1: Ubiquitin



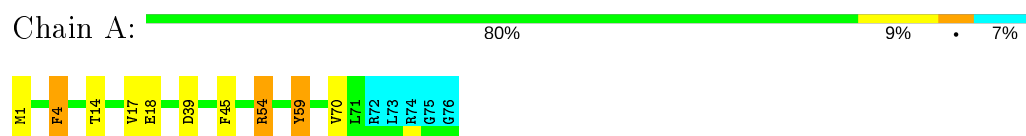
#### 4.2.204 Score per residue for model 204

- Molecule 1: Ubiquitin



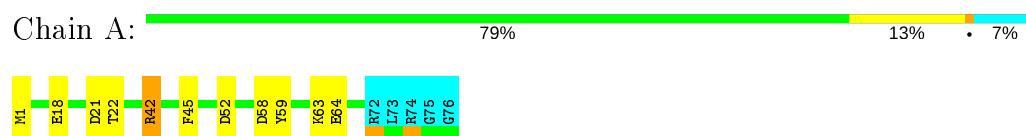
#### 4.2.205 Score per residue for model 205

- Molecule 1: Ubiquitin



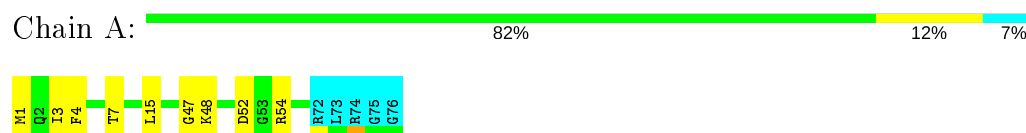
#### 4.2.206 Score per residue for model 206

- Molecule 1: Ubiquitin



#### 4.2.207 Score per residue for model 207

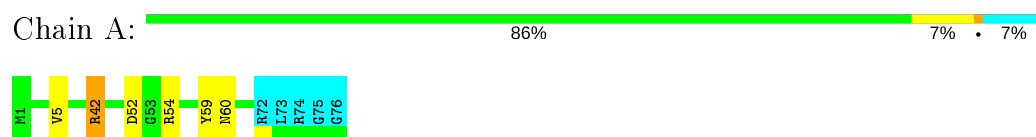
- Molecule 1: Ubiquitin





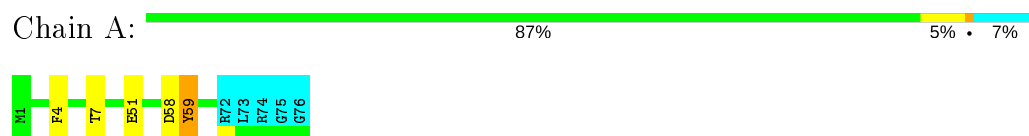
#### 4.2.208 Score per residue for model 208

- Molecule 1: Ubiquitin



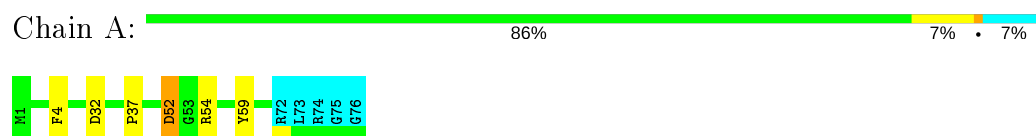
#### 4.2.209 Score per residue for model 209

- Molecule 1: Ubiquitin



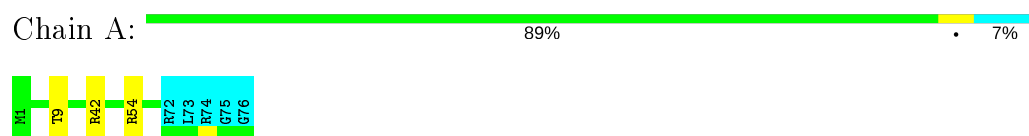
#### 4.2.210 Score per residue for model 210

- Molecule 1: Ubiquitin



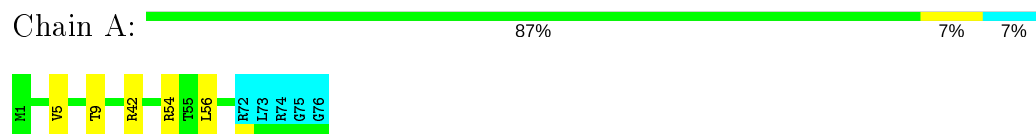
#### 4.2.211 Score per residue for model 211

- Molecule 1: Ubiquitin



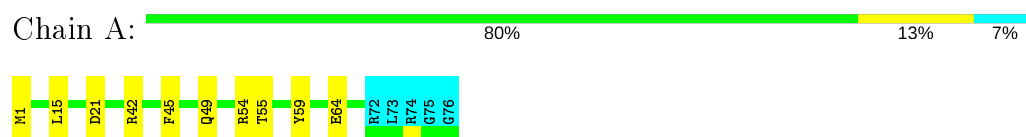
#### 4.2.212 Score per residue for model 212

- Molecule 1: Ubiquitin



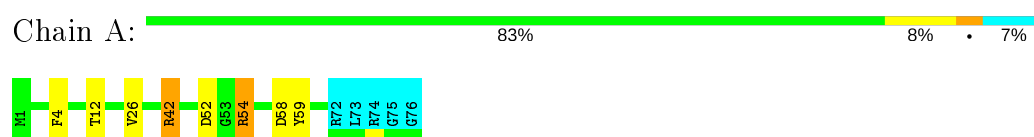
#### 4.2.213 Score per residue for model 213

- Molecule 1: Ubiquitin



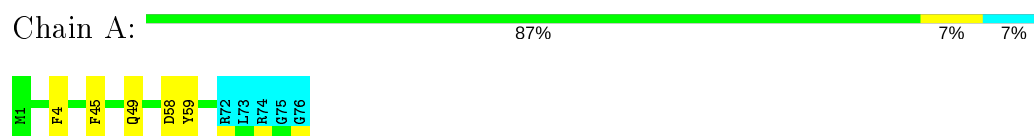
#### 4.2.214 Score per residue for model 214

- Molecule 1: Ubiquitin



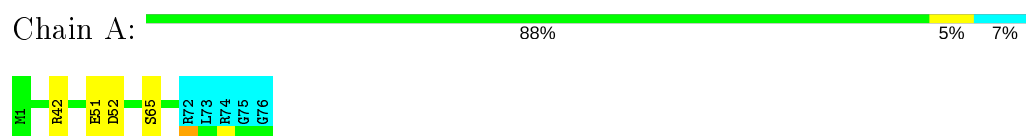
#### 4.2.215 Score per residue for model 215

- Molecule 1: Ubiquitin



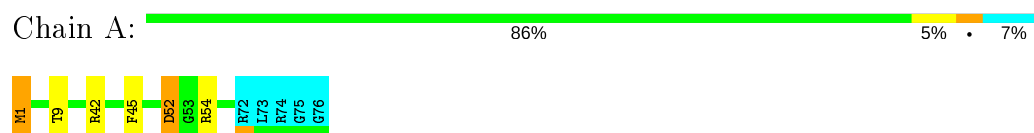
#### 4.2.216 Score per residue for model 216

- Molecule 1: Ubiquitin



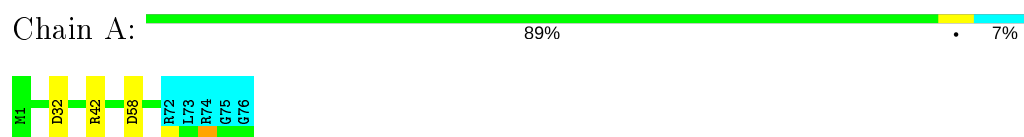
#### 4.2.217 Score per residue for model 217

- Molecule 1: Ubiquitin



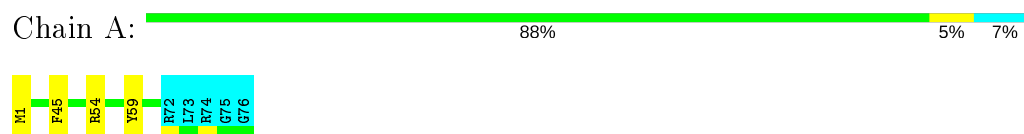
## 4.2.218 Score per residue for model 218

- Molecule 1: Ubiquitin



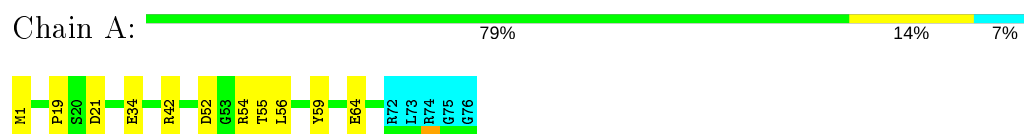
## 4.2.219 Score per residue for model 219

- Molecule 1: Ubiquitin



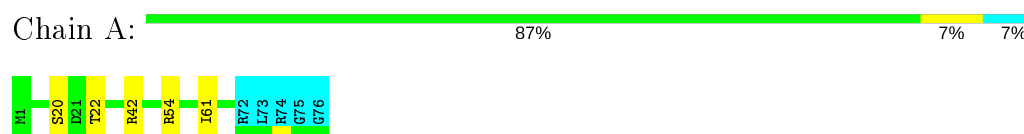
## 4.2.220 Score per residue for model 220

- Molecule 1: Ubiquitin



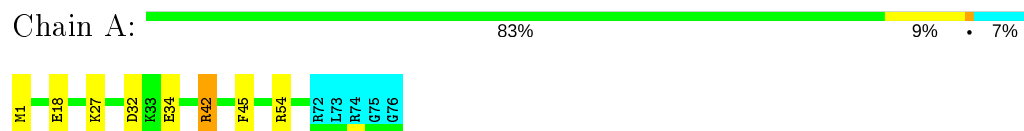
## 4.2.221 Score per residue for model 221

- Molecule 1: Ubiquitin



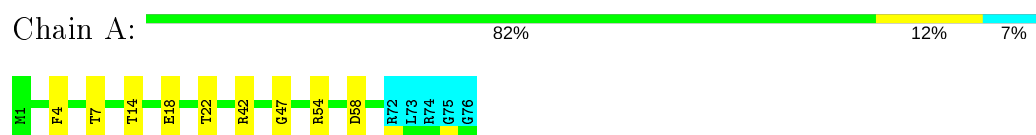
## 4.2.222 Score per residue for model 222

- Molecule 1: Ubiquitin



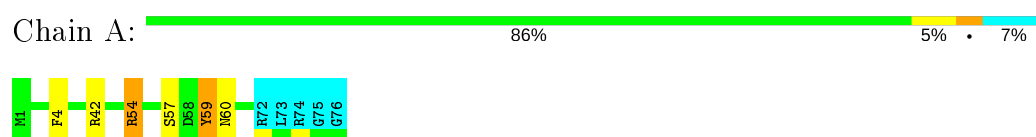
## 4.2.223 Score per residue for model 223

- Molecule 1: Ubiquitin



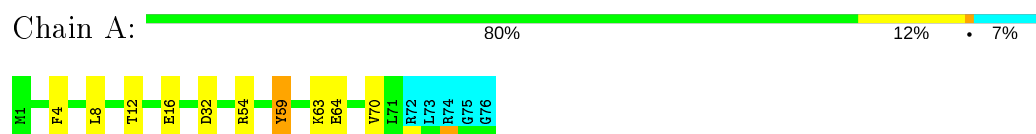
## 4.2.224 Score per residue for model 224

- Molecule 1: Ubiquitin



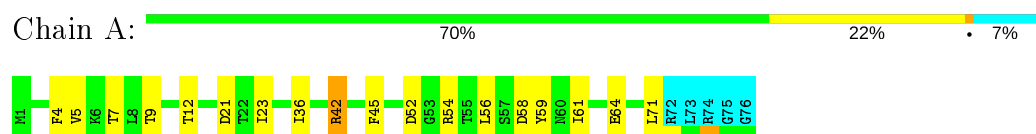
## 4.2.225 Score per residue for model 225

- Molecule 1: Ubiquitin



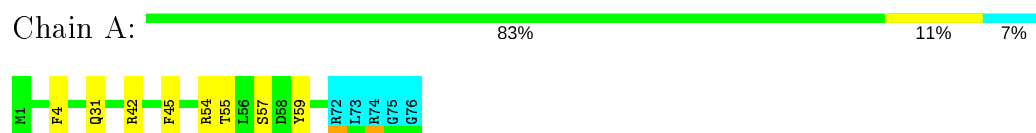
## 4.2.226 Score per residue for model 226

- Molecule 1: Ubiquitin



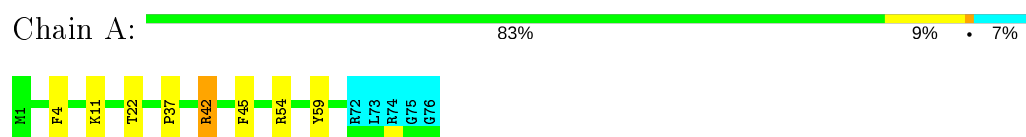
## 4.2.227 Score per residue for model 227

- Molecule 1: Ubiquitin



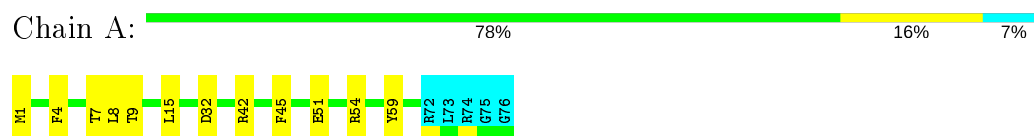
#### 4.2.228 Score per residue for model 228

- Molecule 1: Ubiquitin



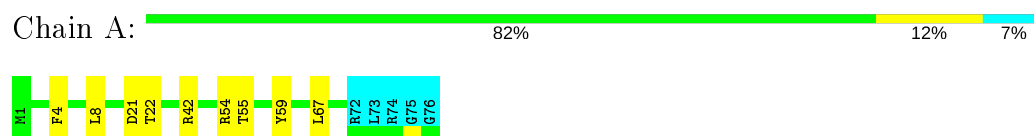
#### 4.2.229 Score per residue for model 229

- Molecule 1: Ubiquitin



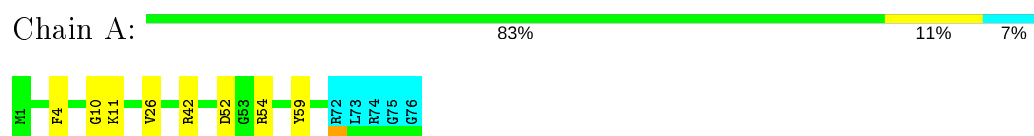
#### 4.2.230 Score per residue for model 230

- Molecule 1: Ubiquitin



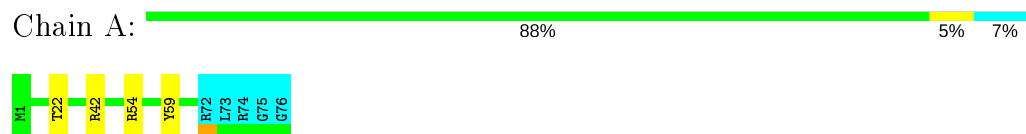
#### 4.2.231 Score per residue for model 231

- Molecule 1: Ubiquitin



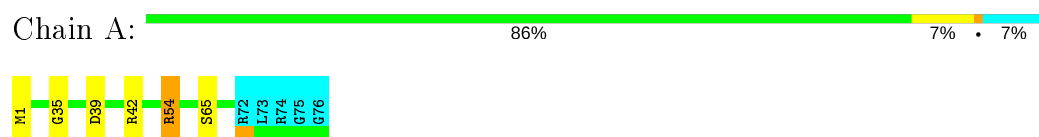
#### 4.2.232 Score per residue for model 232

- Molecule 1: Ubiquitin



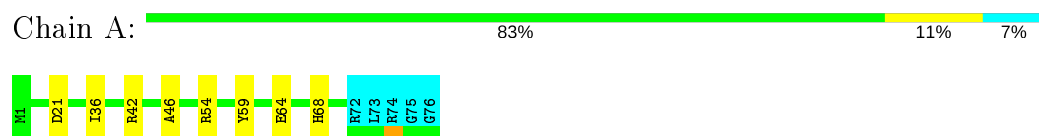
#### 4.2.233 Score per residue for model 233

- Molecule 1: Ubiquitin



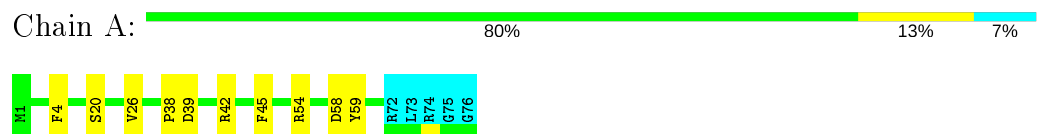
#### 4.2.234 Score per residue for model 234

- Molecule 1: Ubiquitin



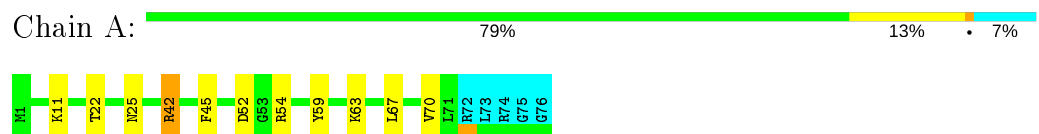
#### 4.2.235 Score per residue for model 235

- Molecule 1: Ubiquitin



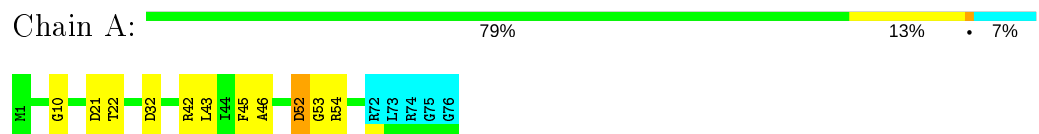
#### 4.2.236 Score per residue for model 236

- Molecule 1: Ubiquitin



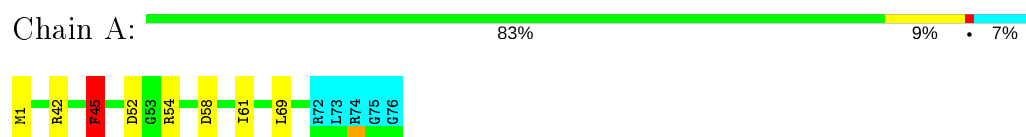
#### 4.2.237 Score per residue for model 237

- Molecule 1: Ubiquitin



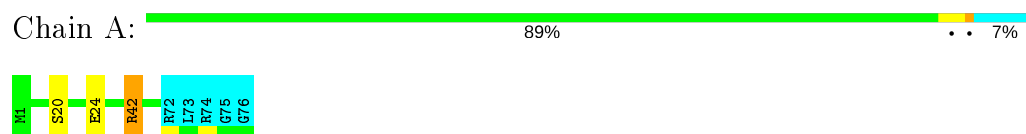
## 4.2.238 Score per residue for model 238

- Molecule 1: Ubiquitin



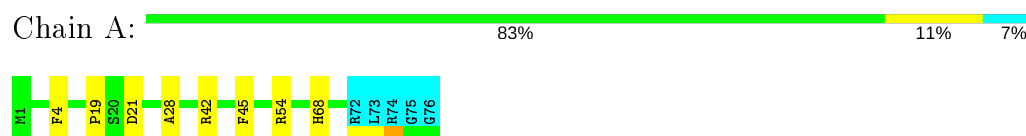
## 4.2.239 Score per residue for model 239

- Molecule 1: Ubiquitin



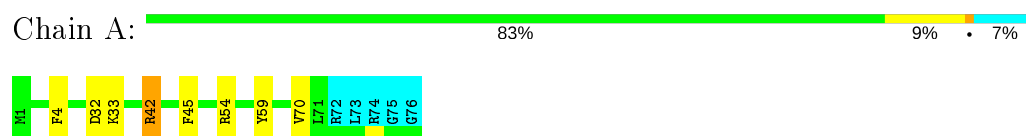
## 4.2.240 Score per residue for model 240

- Molecule 1: Ubiquitin



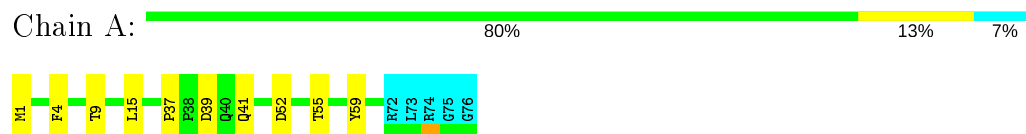
## 4.2.241 Score per residue for model 241

- Molecule 1: Ubiquitin



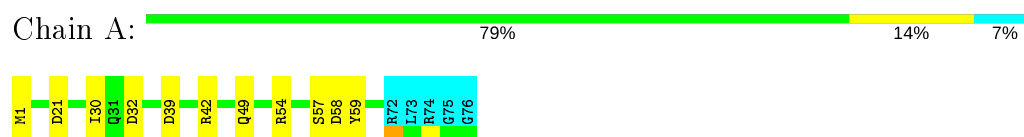
## 4.2.242 Score per residue for model 242

- Molecule 1: Ubiquitin



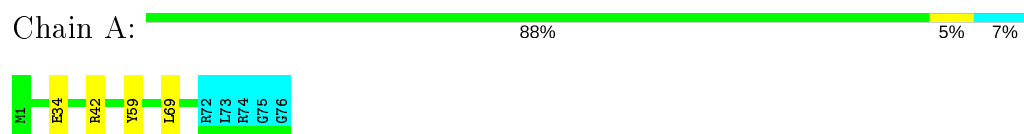
## 4.2.243 Score per residue for model 243

- Molecule 1: Ubiquitin



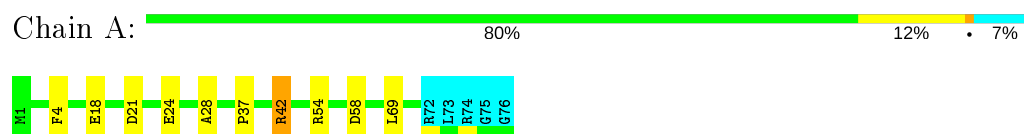
## 4.2.244 Score per residue for model 244

- Molecule 1: Ubiquitin



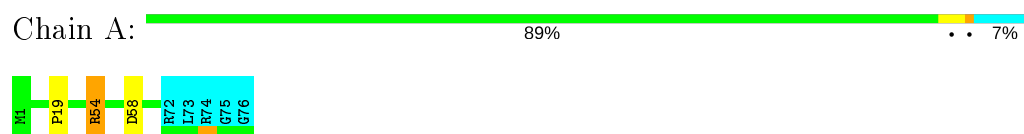
## 4.2.245 Score per residue for model 245

- Molecule 1: Ubiquitin



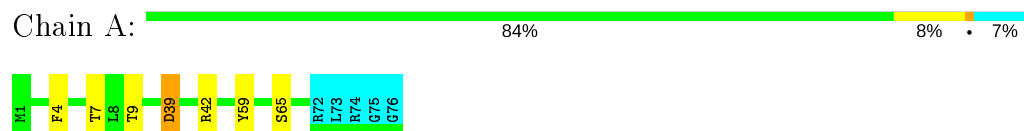
## 4.2.246 Score per residue for model 246

- Molecule 1: Ubiquitin



## 4.2.247 Score per residue for model 247

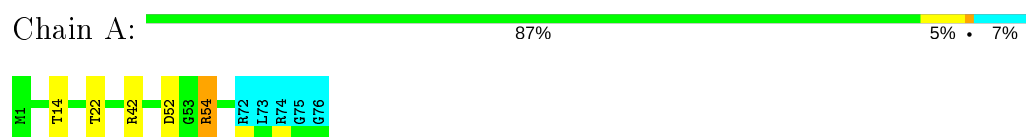
- Molecule 1: Ubiquitin





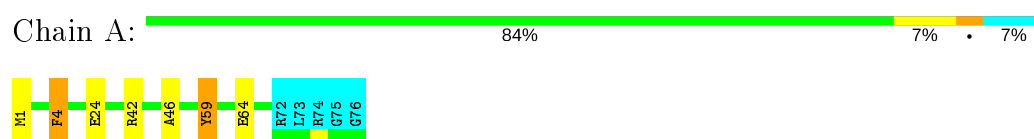
#### 4.2.248 Score per residue for model 248

- Molecule 1: Ubiquitin



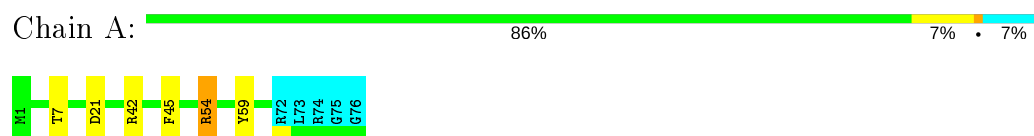
#### 4.2.249 Score per residue for model 249

- Molecule 1: Ubiquitin



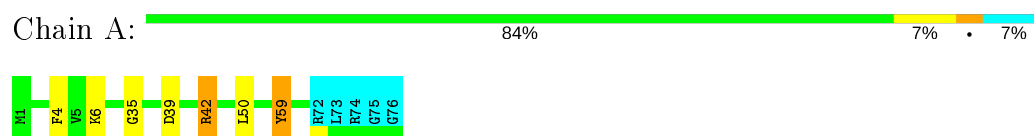
#### 4.2.250 Score per residue for model 250

- Molecule 1: Ubiquitin



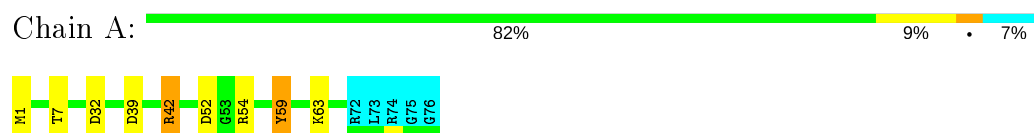
#### 4.2.251 Score per residue for model 251

- Molecule 1: Ubiquitin



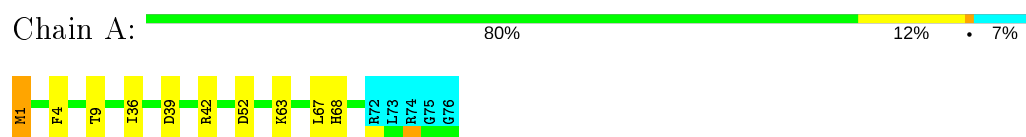
#### 4.2.252 Score per residue for model 252

- Molecule 1: Ubiquitin



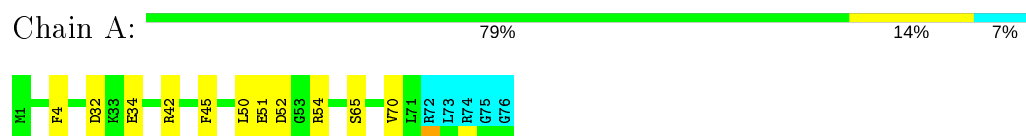
## 4.2.253 Score per residue for model 253

- Molecule 1: Ubiquitin



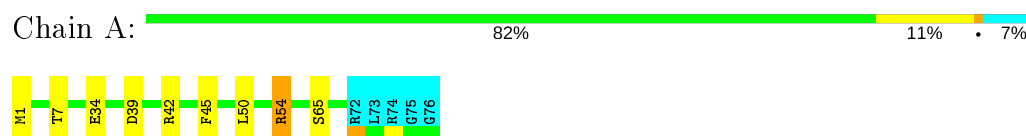
## 4.2.254 Score per residue for model 254

- Molecule 1: Ubiquitin



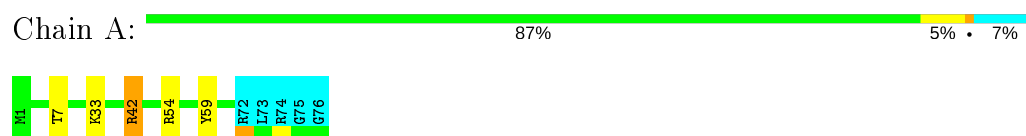
## 4.2.255 Score per residue for model 255

- Molecule 1: Ubiquitin



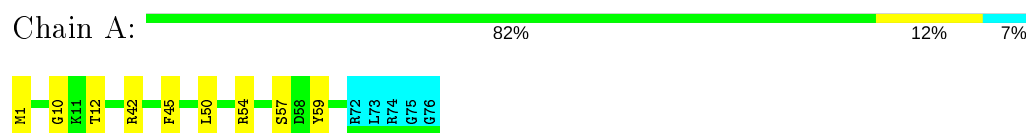
## 4.2.256 Score per residue for model 256

- Molecule 1: Ubiquitin



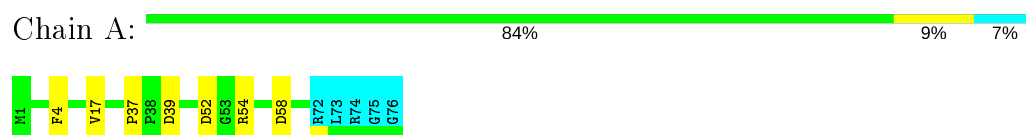
## 4.2.257 Score per residue for model 257

- Molecule 1: Ubiquitin



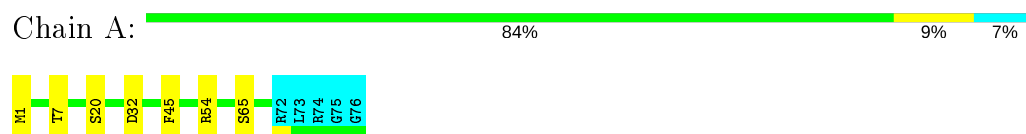
#### 4.2.258 Score per residue for model 258

- Molecule 1: Ubiquitin



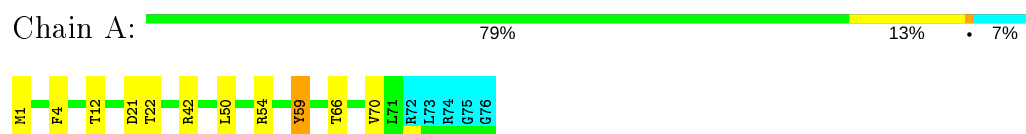
#### 4.2.259 Score per residue for model 259

- Molecule 1: Ubiquitin



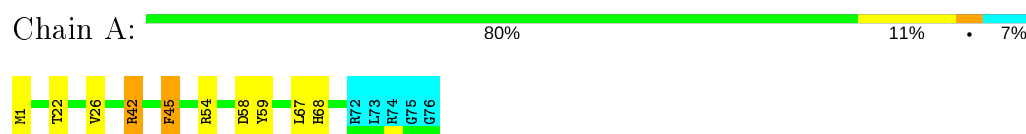
#### 4.2.260 Score per residue for model 260

- Molecule 1: Ubiquitin



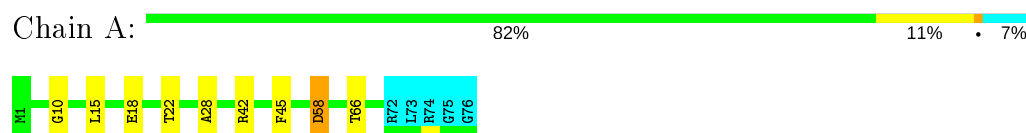
#### 4.2.261 Score per residue for model 261

- Molecule 1: Ubiquitin



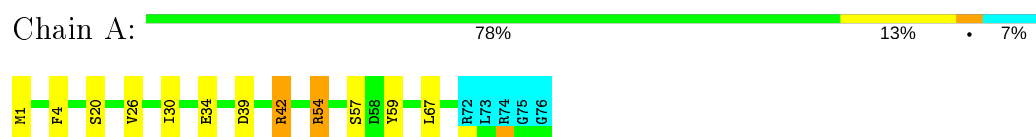
#### 4.2.262 Score per residue for model 262

- Molecule 1: Ubiquitin



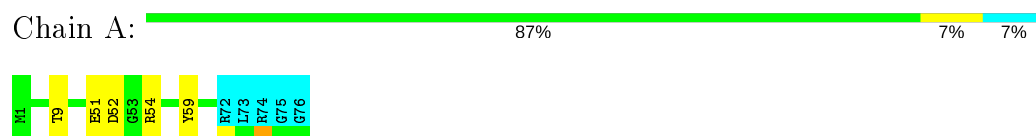
#### 4.2.263 Score per residue for model 263

- Molecule 1: Ubiquitin



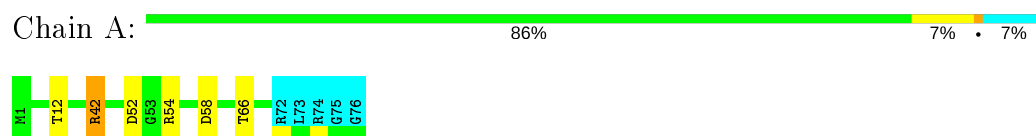
#### 4.2.264 Score per residue for model 264

- Molecule 1: Ubiquitin



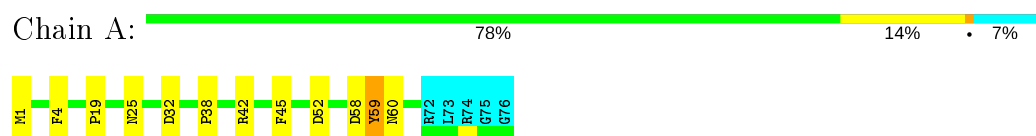
#### 4.2.265 Score per residue for model 265

- Molecule 1: Ubiquitin



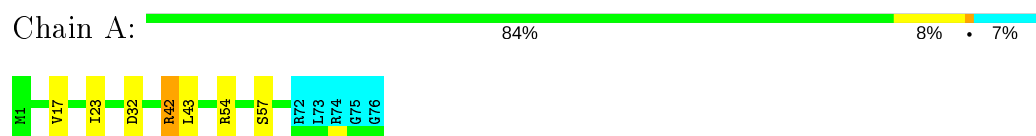
#### 4.2.266 Score per residue for model 266

- Molecule 1: Ubiquitin



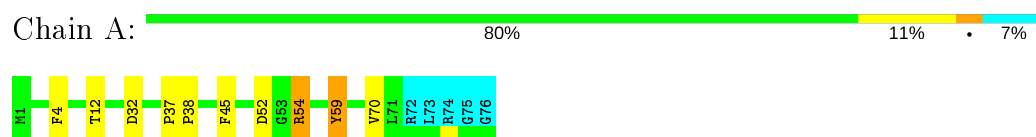
#### 4.2.267 Score per residue for model 267

- Molecule 1: Ubiquitin



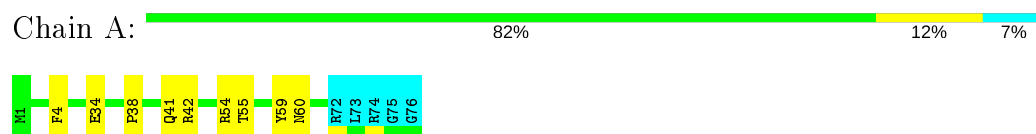
## 4.2.268 Score per residue for model 268

- Molecule 1: Ubiquitin



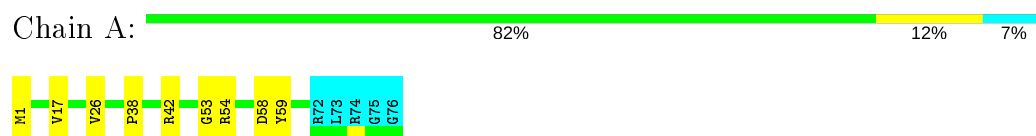
## 4.2.269 Score per residue for model 269

- Molecule 1: Ubiquitin



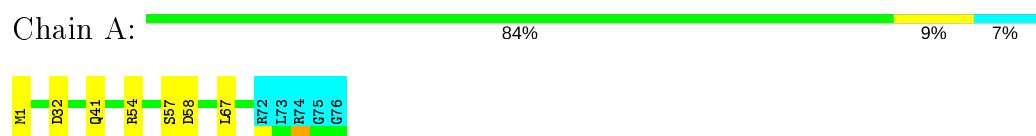
## 4.2.270 Score per residue for model 270

- Molecule 1: Ubiquitin



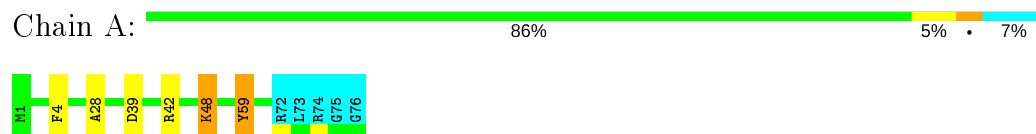
## 4.2.271 Score per residue for model 271

- Molecule 1: Ubiquitin



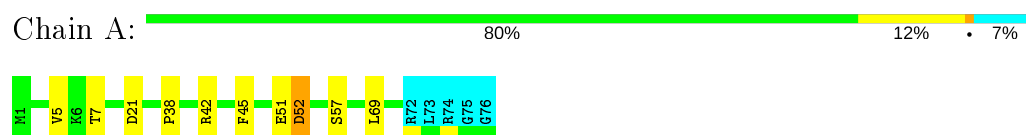
## 4.2.272 Score per residue for model 272

- Molecule 1: Ubiquitin



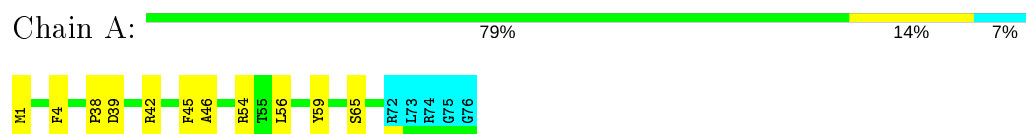
## 4.2.273 Score per residue for model 273

- Molecule 1: Ubiquitin



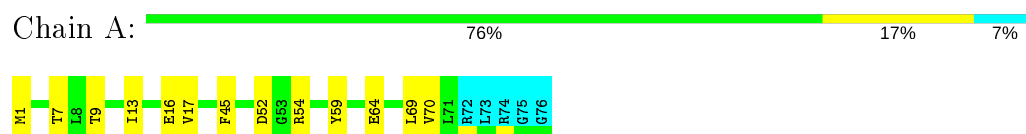
## 4.2.274 Score per residue for model 274

- Molecule 1: Ubiquitin



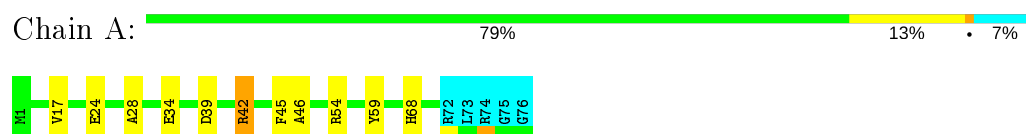
## 4.2.275 Score per residue for model 275

- Molecule 1: Ubiquitin



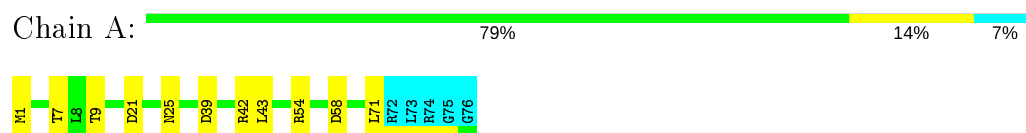
## 4.2.276 Score per residue for model 276

- Molecule 1: Ubiquitin



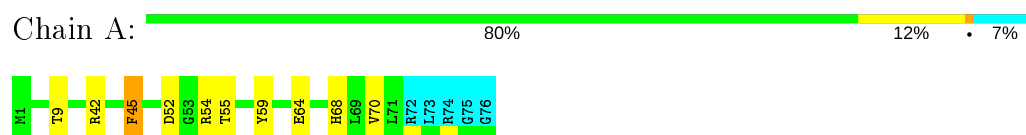
## 4.2.277 Score per residue for model 277

- Molecule 1: Ubiquitin



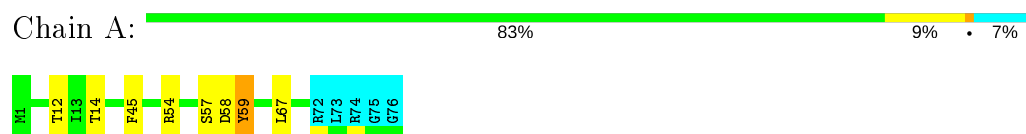
## 4.2.278 Score per residue for model 278

- Molecule 1: Ubiquitin



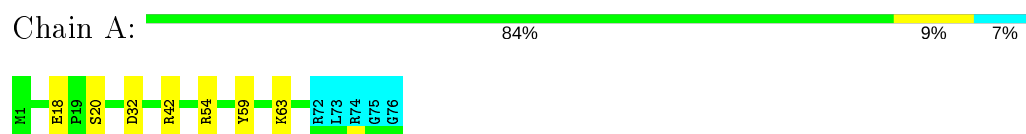
## 4.2.279 Score per residue for model 279

- Molecule 1: Ubiquitin



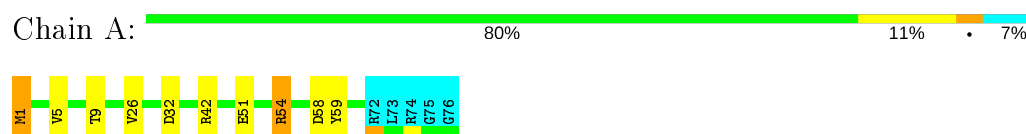
## 4.2.280 Score per residue for model 280

- Molecule 1: Ubiquitin



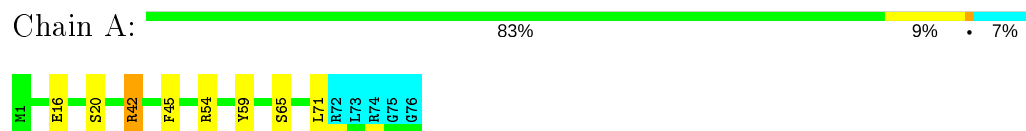
## 4.2.281 Score per residue for model 281

- Molecule 1: Ubiquitin



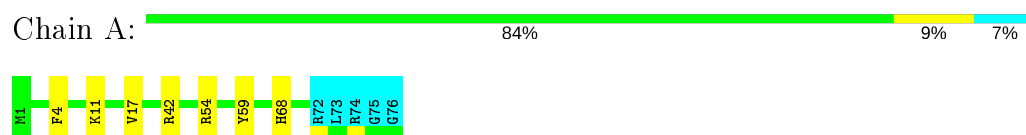
## 4.2.282 Score per residue for model 282

- Molecule 1: Ubiquitin



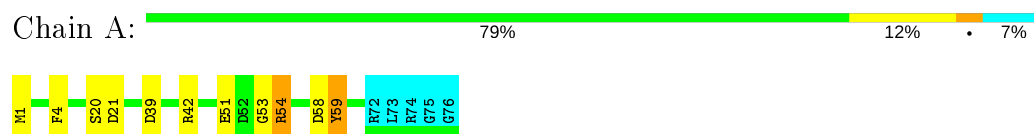
## 4.2.283 Score per residue for model 283

- Molecule 1: Ubiquitin



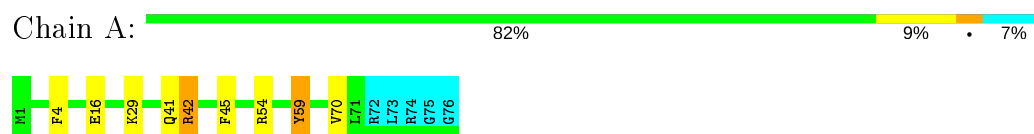
## 4.2.284 Score per residue for model 284

- Molecule 1: Ubiquitin



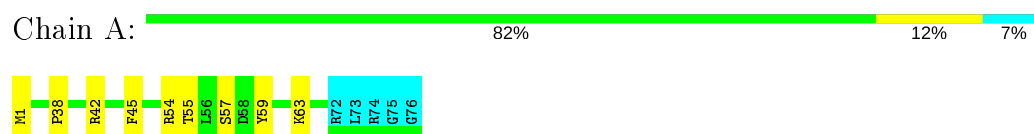
## 4.2.285 Score per residue for model 285

- Molecule 1: Ubiquitin



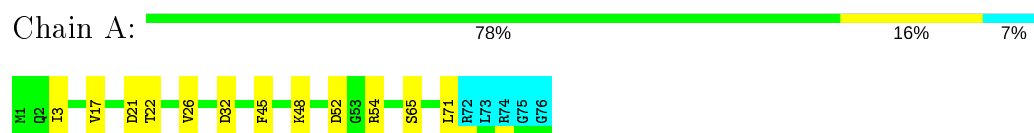
## 4.2.286 Score per residue for model 286

- Molecule 1: Ubiquitin



## 4.2.287 Score per residue for model 287

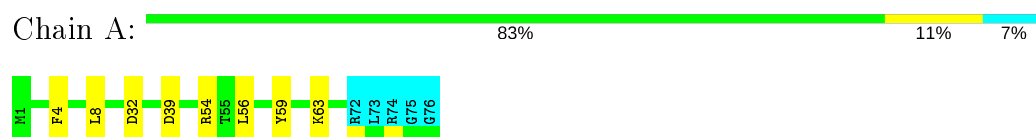
- Molecule 1: Ubiquitin





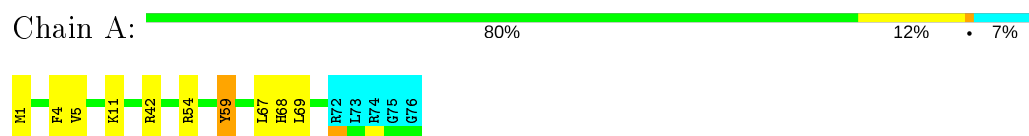
## 4.2.288 Score per residue for model 288

- Molecule 1: Ubiquitin



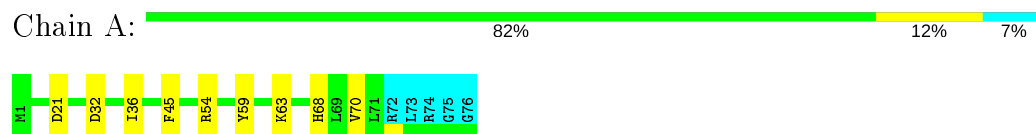
## 4.2.289 Score per residue for model 289

- Molecule 1: Ubiquitin



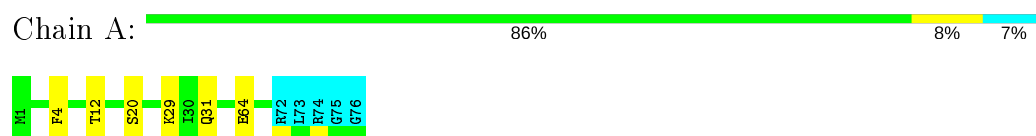
## 4.2.290 Score per residue for model 290

- Molecule 1: Ubiquitin



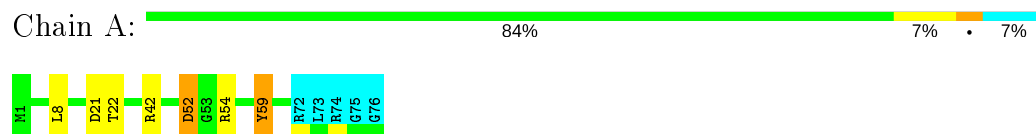
## 4.2.291 Score per residue for model 291

- Molecule 1: Ubiquitin



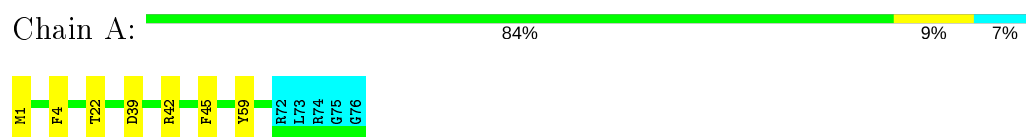
## 4.2.292 Score per residue for model 292

- Molecule 1: Ubiquitin



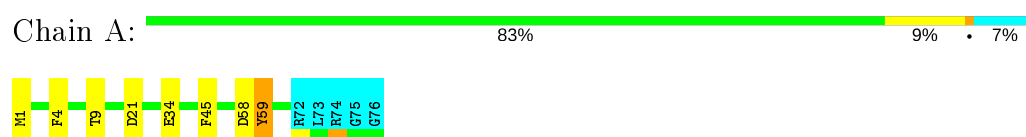
#### 4.2.293 Score per residue for model 293

- Molecule 1: Ubiquitin



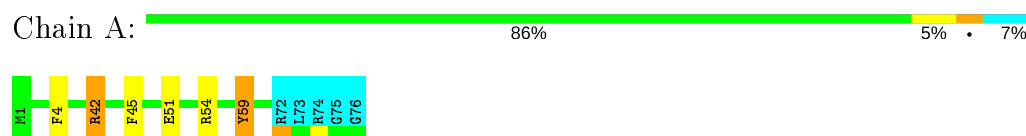
#### 4.2.294 Score per residue for model 294

- Molecule 1: Ubiquitin



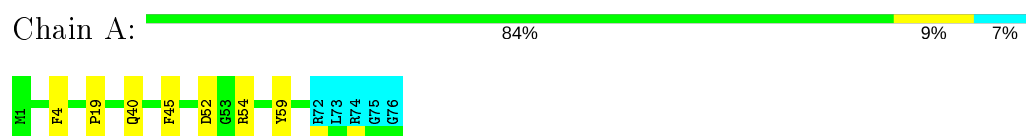
#### 4.2.295 Score per residue for model 295

- Molecule 1: Ubiquitin



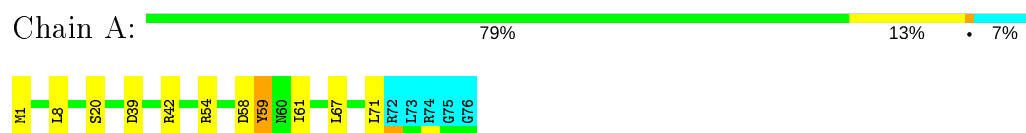
#### 4.2.296 Score per residue for model 296

- Molecule 1: Ubiquitin



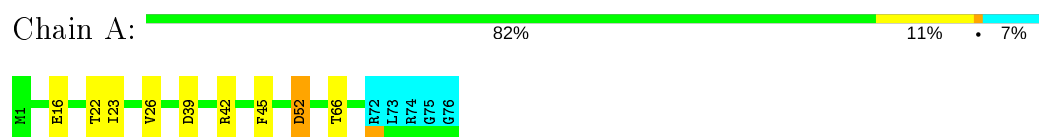
#### 4.2.297 Score per residue for model 297

- Molecule 1: Ubiquitin



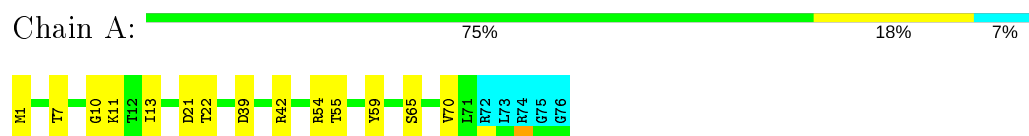
## 4.2.298 Score per residue for model 298

- Molecule 1: Ubiquitin



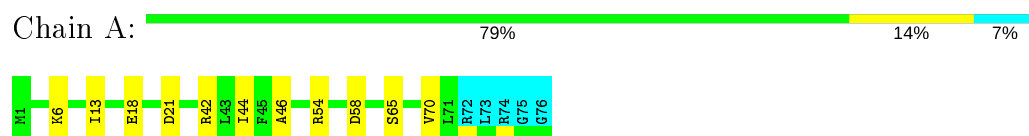
## 4.2.299 Score per residue for model 299

- Molecule 1: Ubiquitin



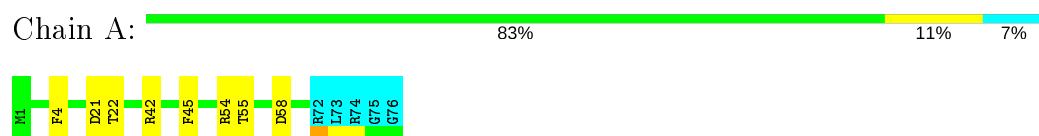
## 4.2.300 Score per residue for model 300

- Molecule 1: Ubiquitin



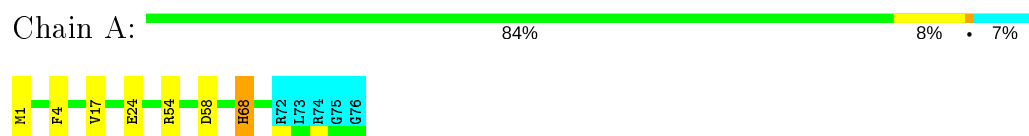
## 4.2.301 Score per residue for model 301

- Molecule 1: Ubiquitin



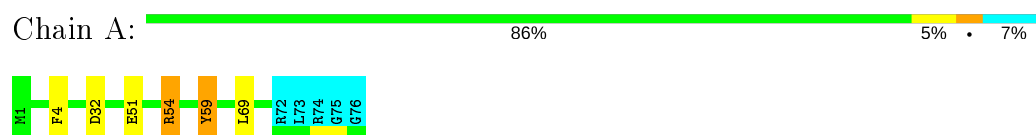
## 4.2.302 Score per residue for model 302

- Molecule 1: Ubiquitin



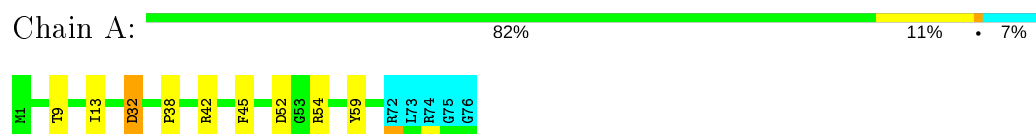
#### 4.2.303 Score per residue for model 303

- Molecule 1: Ubiquitin



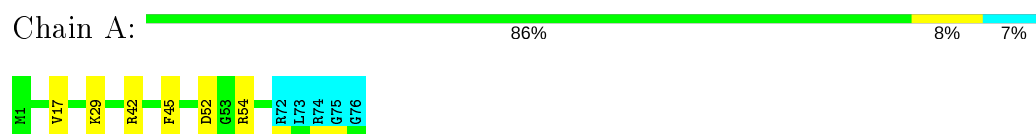
#### 4.2.304 Score per residue for model 304

- Molecule 1: Ubiquitin



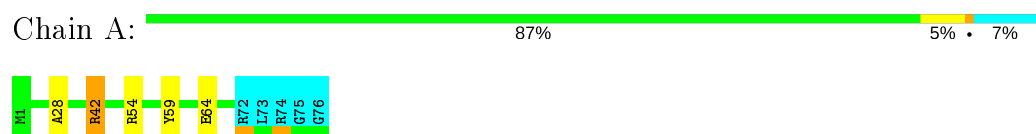
#### 4.2.305 Score per residue for model 305

- Molecule 1: Ubiquitin



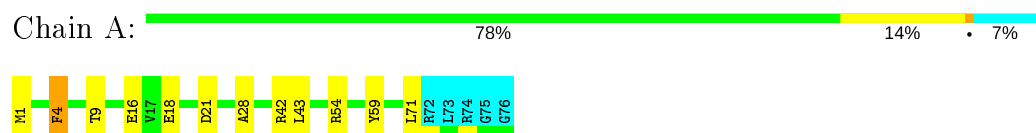
#### 4.2.306 Score per residue for model 306

- Molecule 1: Ubiquitin



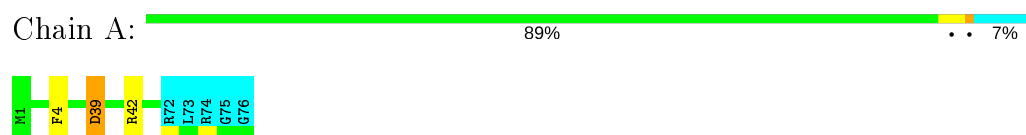
#### 4.2.307 Score per residue for model 307

- Molecule 1: Ubiquitin



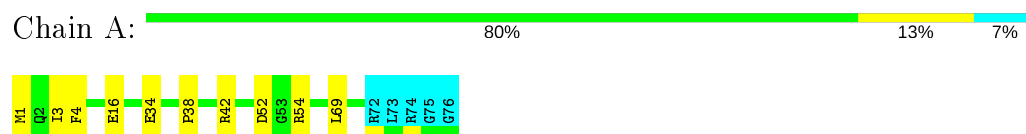
#### 4.2.308 Score per residue for model 308

- Molecule 1: Ubiquitin



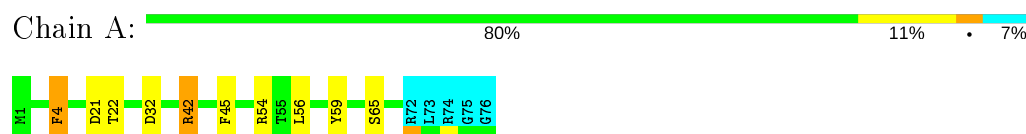
#### 4.2.309 Score per residue for model 309

- Molecule 1: Ubiquitin



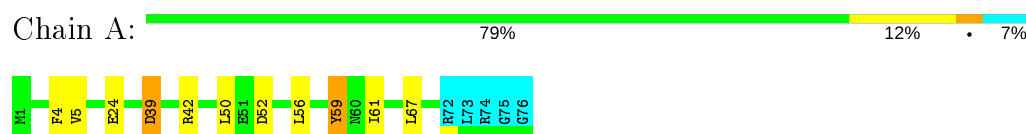
#### 4.2.310 Score per residue for model 310

- Molecule 1: Ubiquitin



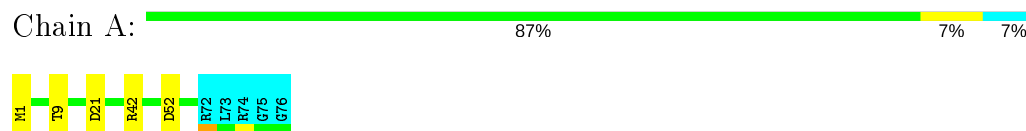
#### 4.2.311 Score per residue for model 311

- Molecule 1: Ubiquitin



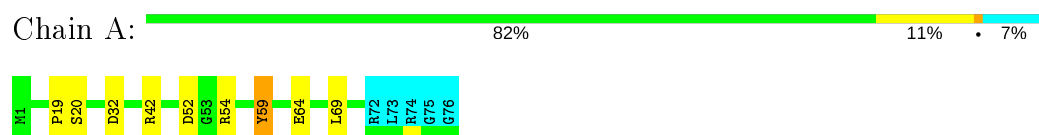
#### 4.2.312 Score per residue for model 312

- Molecule 1: Ubiquitin



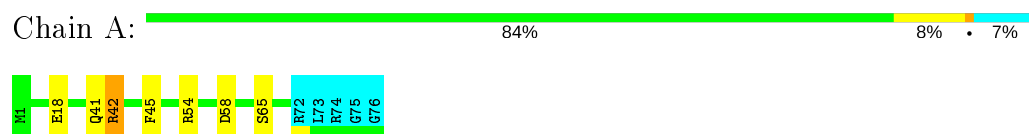
#### 4.2.313 Score per residue for model 313

- Molecule 1: Ubiquitin



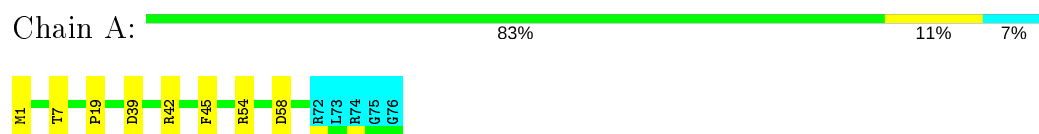
#### 4.2.314 Score per residue for model 314

- Molecule 1: Ubiquitin



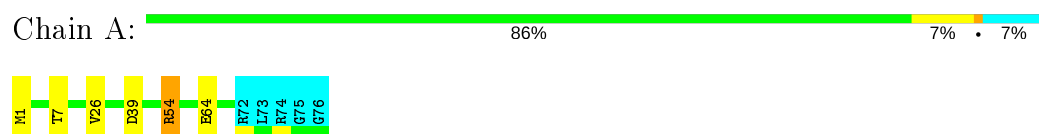
#### 4.2.315 Score per residue for model 315

- Molecule 1: Ubiquitin



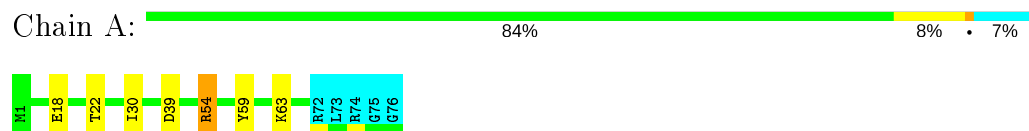
#### 4.2.316 Score per residue for model 316

- Molecule 1: Ubiquitin



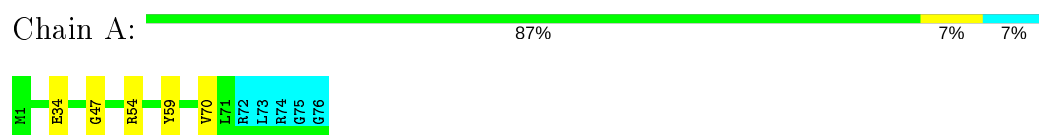
#### 4.2.317 Score per residue for model 317

- Molecule 1: Ubiquitin



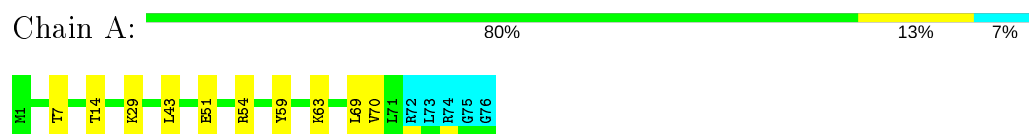
#### 4.2.318 Score per residue for model 318

- Molecule 1: Ubiquitin



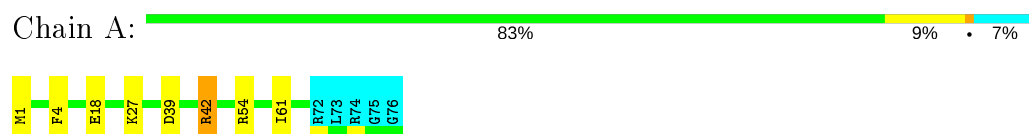
#### 4.2.319 Score per residue for model 319

- Molecule 1: Ubiquitin



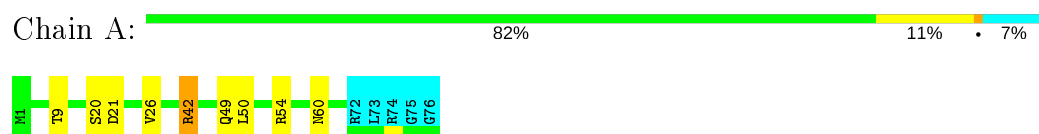
#### 4.2.320 Score per residue for model 320

- Molecule 1: Ubiquitin



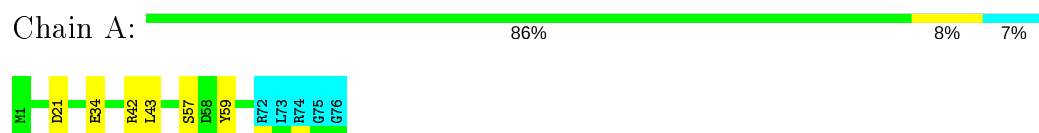
#### 4.2.321 Score per residue for model 321

- Molecule 1: Ubiquitin



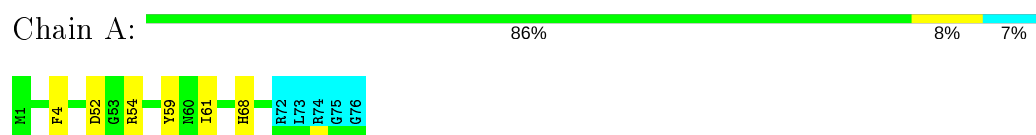
#### 4.2.322 Score per residue for model 322

- Molecule 1: Ubiquitin



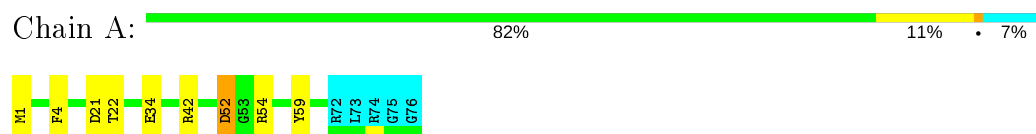
## 4.2.323 Score per residue for model 323

- Molecule 1: Ubiquitin



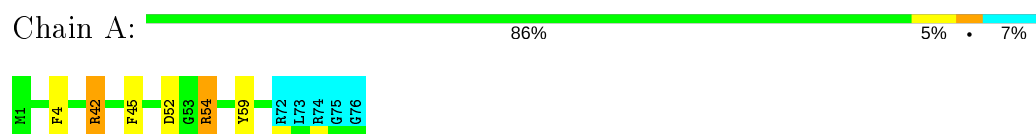
## 4.2.324 Score per residue for model 324

- Molecule 1: Ubiquitin



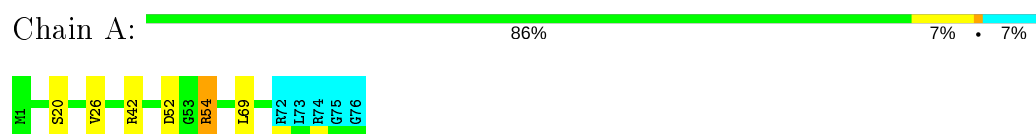
## 4.2.325 Score per residue for model 325

- Molecule 1: Ubiquitin



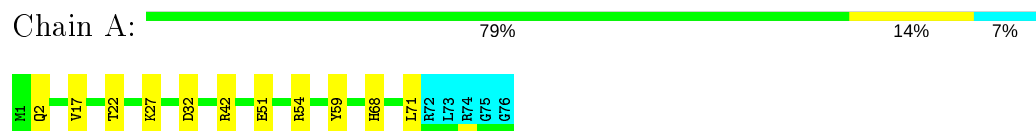
## 4.2.326 Score per residue for model 326

- Molecule 1: Ubiquitin



## 4.2.327 Score per residue for model 327

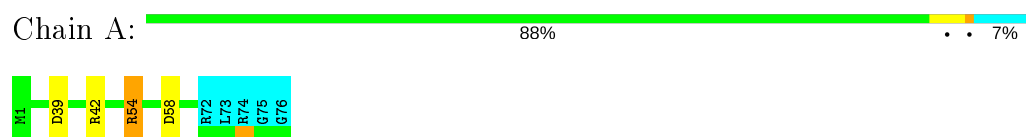
- Molecule 1: Ubiquitin





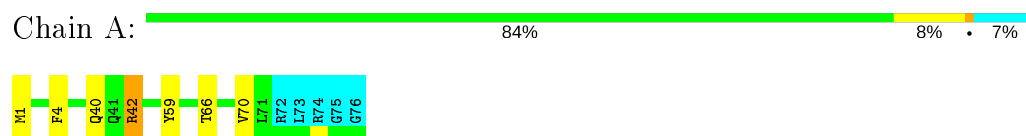
#### 4.2.328 Score per residue for model 328

- Molecule 1: Ubiquitin



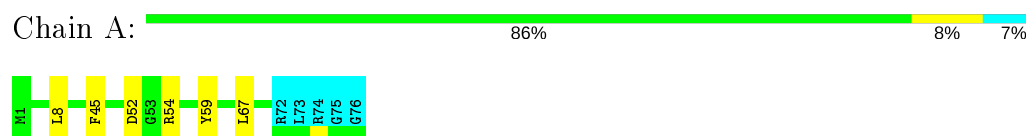
#### 4.2.329 Score per residue for model 329

- Molecule 1: Ubiquitin



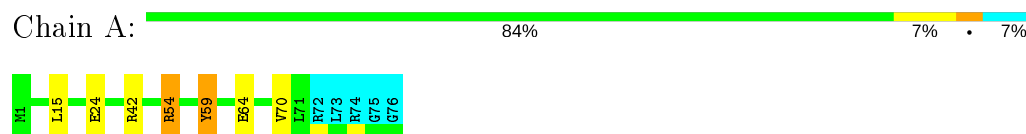
#### 4.2.330 Score per residue for model 330

- Molecule 1: Ubiquitin



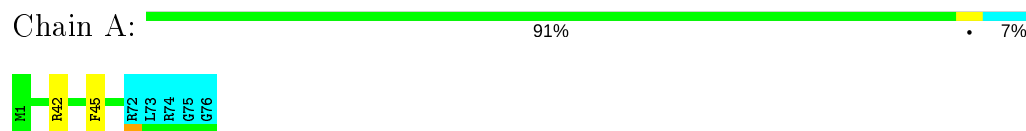
#### 4.2.331 Score per residue for model 331

- Molecule 1: Ubiquitin



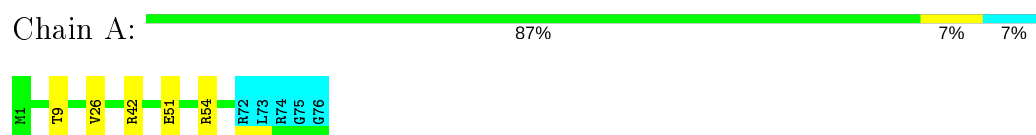
#### 4.2.332 Score per residue for model 332

- Molecule 1: Ubiquitin



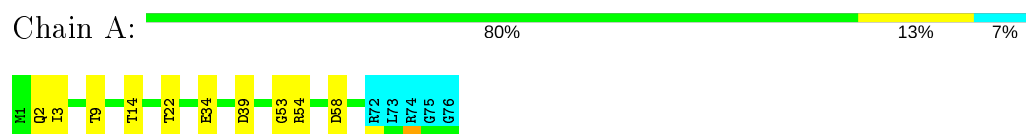
#### 4.2.333 Score per residue for model 333

- Molecule 1: Ubiquitin



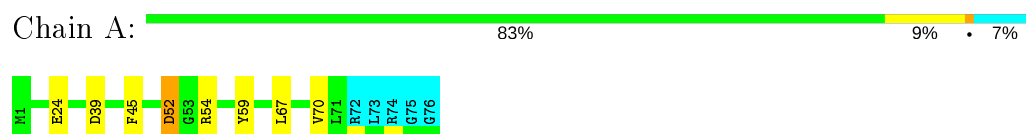
#### 4.2.334 Score per residue for model 334

- Molecule 1: Ubiquitin



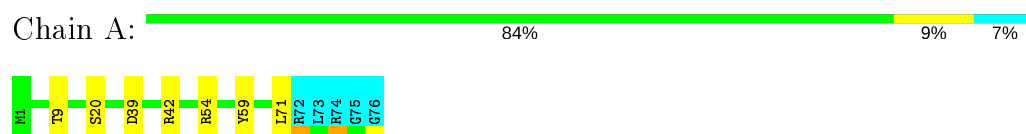
#### 4.2.335 Score per residue for model 335

- Molecule 1: Ubiquitin



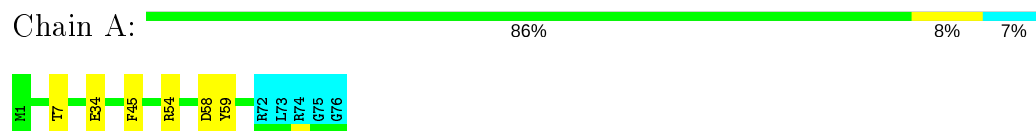
#### 4.2.336 Score per residue for model 336

- Molecule 1: Ubiquitin



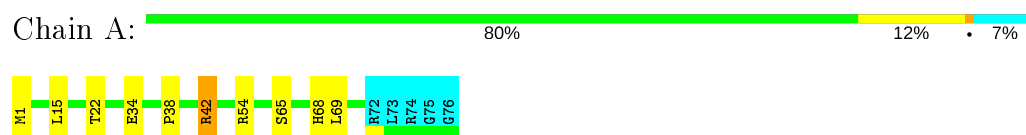
#### 4.2.337 Score per residue for model 337

- Molecule 1: Ubiquitin



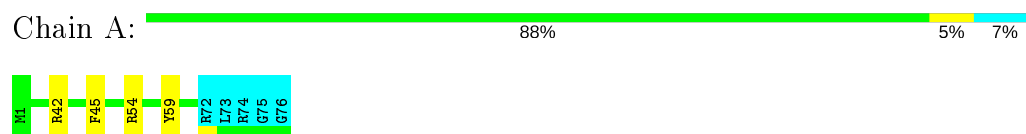
#### 4.2.338 Score per residue for model 338

- Molecule 1: Ubiquitin



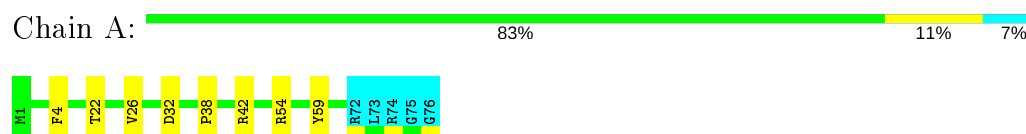
#### 4.2.339 Score per residue for model 339

- Molecule 1: Ubiquitin



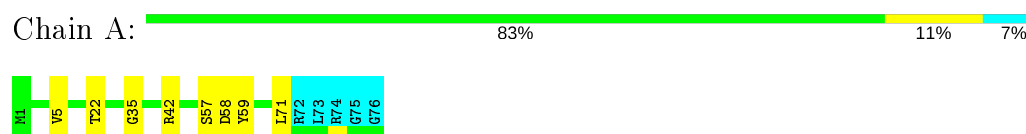
#### 4.2.340 Score per residue for model 340

- Molecule 1: Ubiquitin



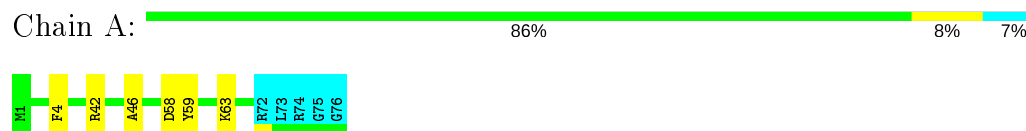
#### 4.2.341 Score per residue for model 341

- Molecule 1: Ubiquitin



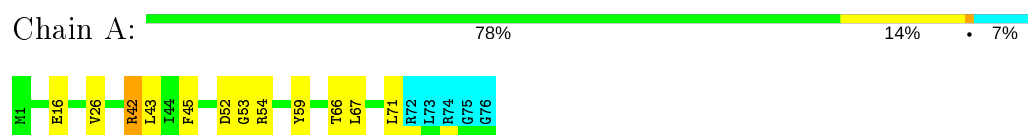
#### 4.2.342 Score per residue for model 342

- Molecule 1: Ubiquitin



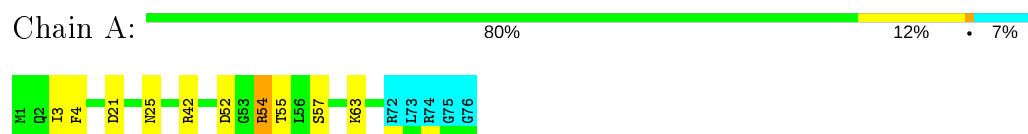
## 4.2.343 Score per residue for model 343

- Molecule 1: Ubiquitin



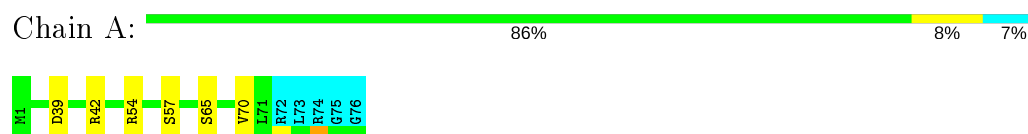
## 4.2.344 Score per residue for model 344

- Molecule 1: Ubiquitin



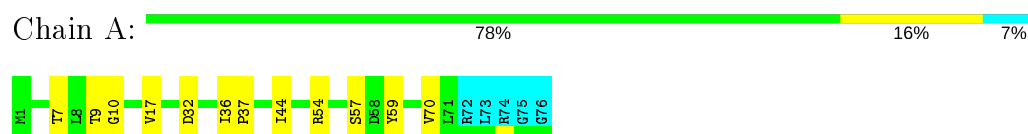
## 4.2.345 Score per residue for model 345

- Molecule 1: Ubiquitin



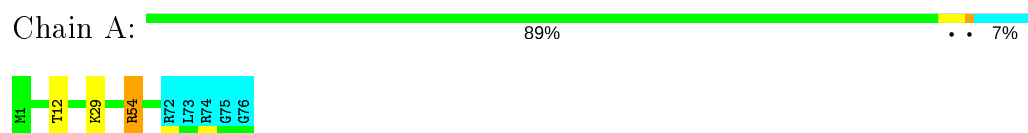
## 4.2.346 Score per residue for model 346

- Molecule 1: Ubiquitin



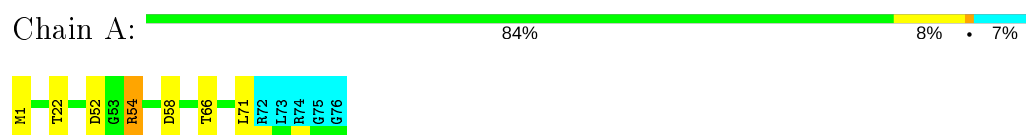
## 4.2.347 Score per residue for model 347

- Molecule 1: Ubiquitin



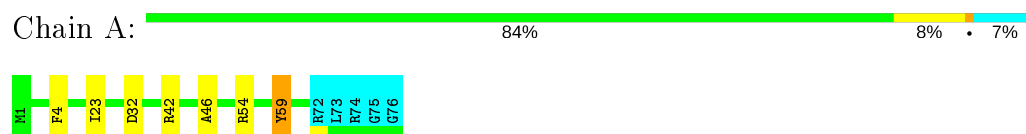
#### 4.2.348 Score per residue for model 348

- Molecule 1: Ubiquitin



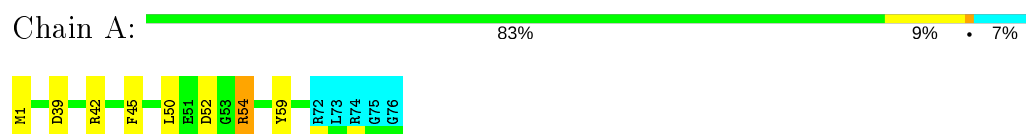
#### 4.2.349 Score per residue for model 349

- Molecule 1: Ubiquitin



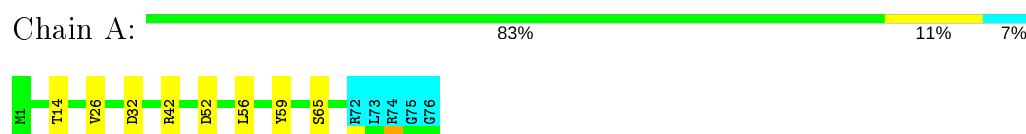
#### 4.2.350 Score per residue for model 350

- Molecule 1: Ubiquitin



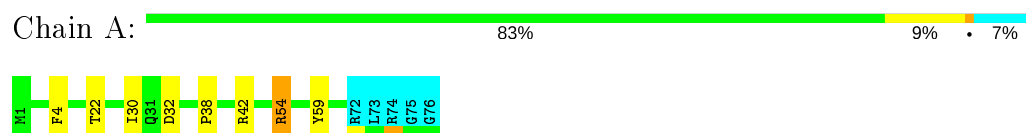
#### 4.2.351 Score per residue for model 351

- Molecule 1: Ubiquitin



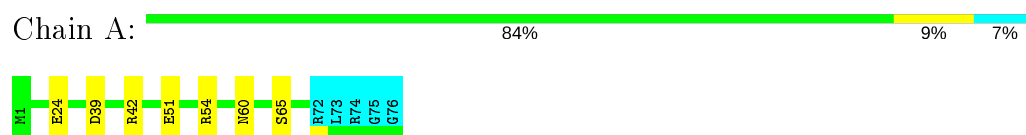
#### 4.2.352 Score per residue for model 352

- Molecule 1: Ubiquitin



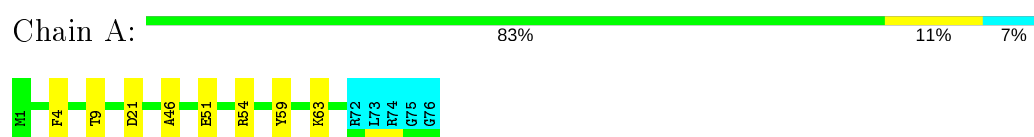
#### 4.2.353 Score per residue for model 353

- Molecule 1: Ubiquitin



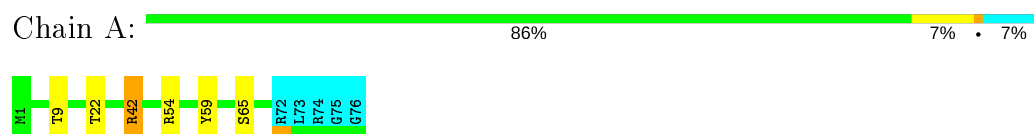
#### 4.2.354 Score per residue for model 354

- Molecule 1: Ubiquitin



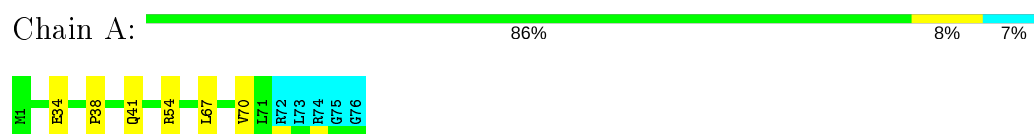
#### 4.2.355 Score per residue for model 355

- Molecule 1: Ubiquitin



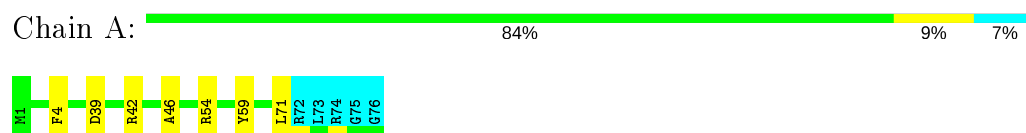
#### 4.2.356 Score per residue for model 356

- Molecule 1: Ubiquitin



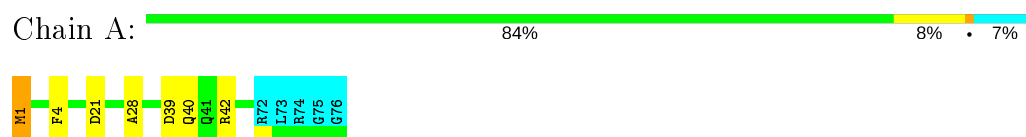
#### 4.2.357 Score per residue for model 357

- Molecule 1: Ubiquitin



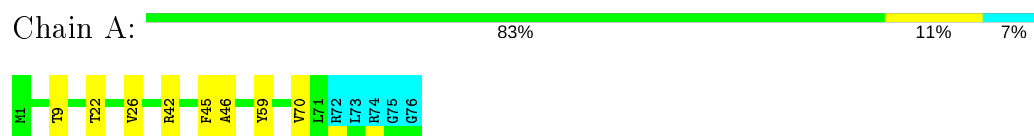
#### 4.2.358 Score per residue for model 358

- Molecule 1: Ubiquitin



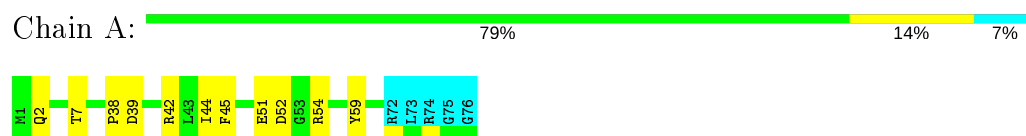
#### 4.2.359 Score per residue for model 359

- Molecule 1: Ubiquitin



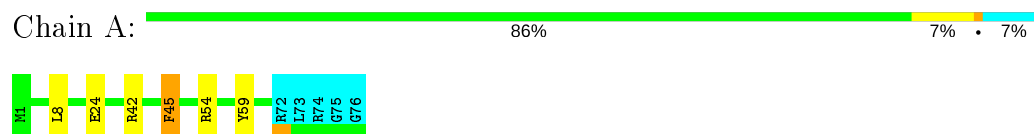
#### 4.2.360 Score per residue for model 360

- Molecule 1: Ubiquitin



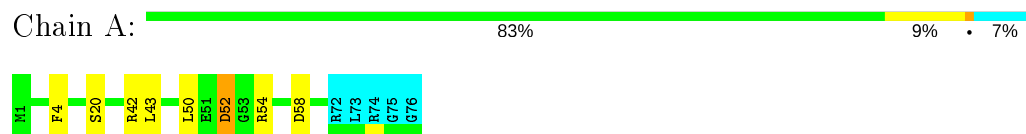
#### 4.2.361 Score per residue for model 361

- Molecule 1: Ubiquitin



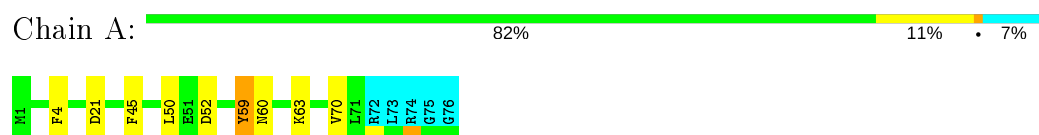
#### 4.2.362 Score per residue for model 362

- Molecule 1: Ubiquitin



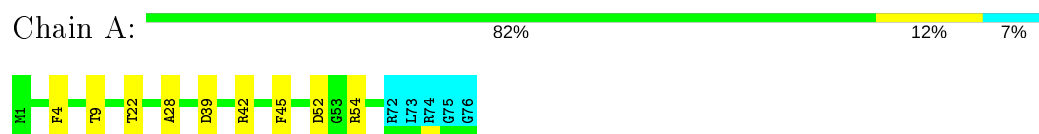
#### 4.2.363 Score per residue for model 363

- Molecule 1: Ubiquitin



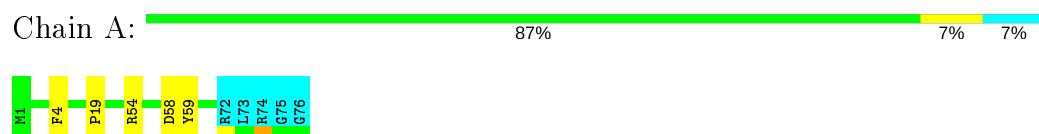
#### 4.2.364 Score per residue for model 364

- Molecule 1: Ubiquitin



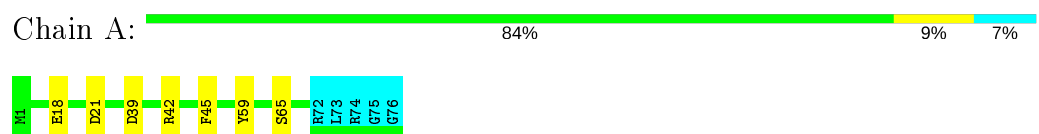
#### 4.2.365 Score per residue for model 365

- Molecule 1: Ubiquitin



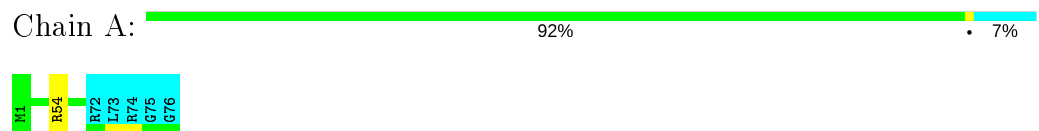
#### 4.2.366 Score per residue for model 366

- Molecule 1: Ubiquitin



#### 4.2.367 Score per residue for model 367

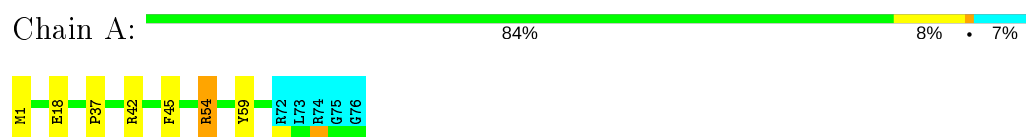
- Molecule 1: Ubiquitin





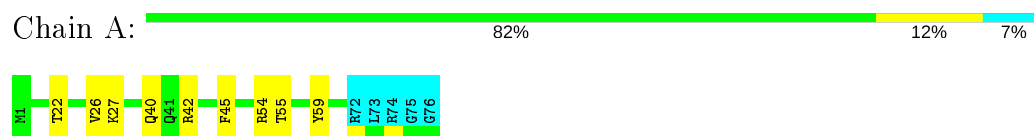
#### 4.2.368 Score per residue for model 368

- Molecule 1: Ubiquitin



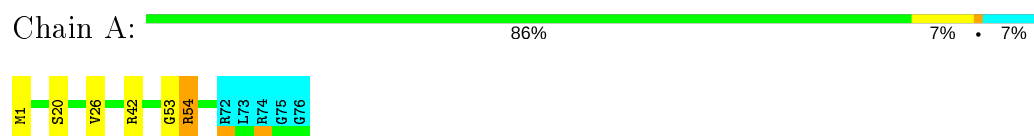
#### 4.2.369 Score per residue for model 369

- Molecule 1: Ubiquitin



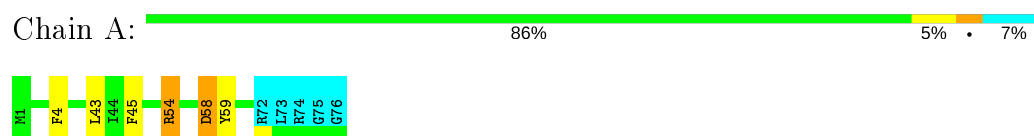
#### 4.2.370 Score per residue for model 370

- Molecule 1: Ubiquitin



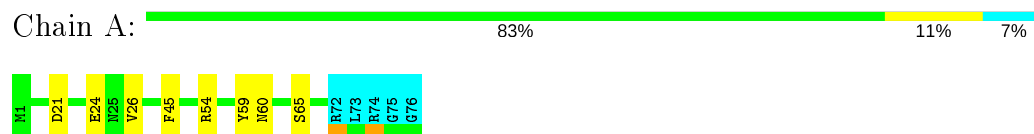
#### 4.2.371 Score per residue for model 371

- Molecule 1: Ubiquitin



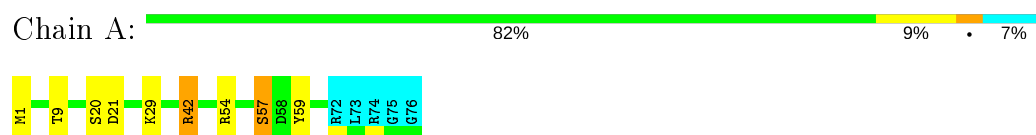
#### 4.2.372 Score per residue for model 372

- Molecule 1: Ubiquitin



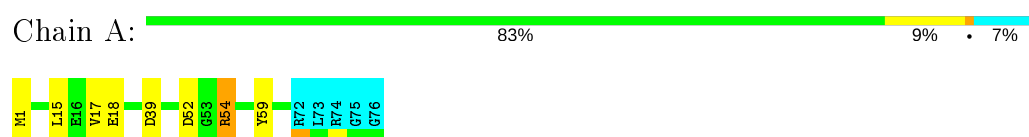
#### 4.2.373 Score per residue for model 373

- Molecule 1: Ubiquitin



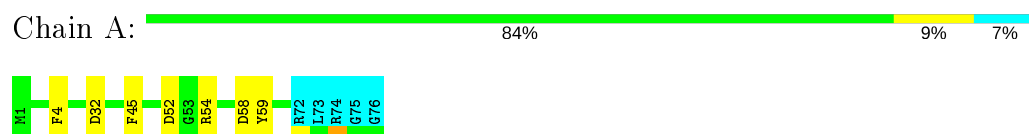
#### 4.2.374 Score per residue for model 374

- Molecule 1: Ubiquitin



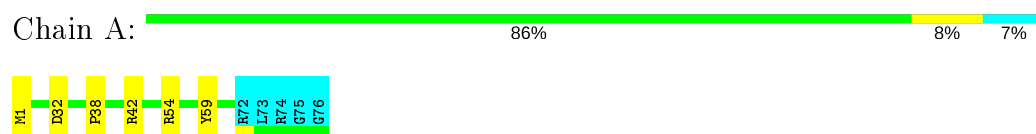
#### 4.2.375 Score per residue for model 375

- Molecule 1: Ubiquitin



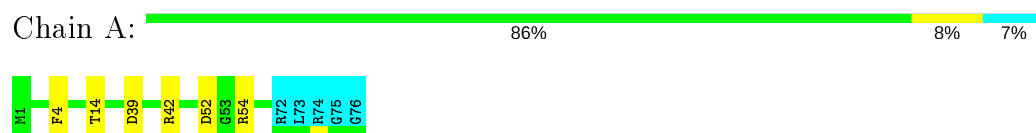
#### 4.2.376 Score per residue for model 376

- Molecule 1: Ubiquitin



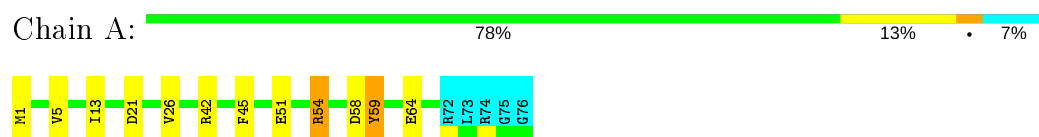
#### 4.2.377 Score per residue for model 377

- Molecule 1: Ubiquitin



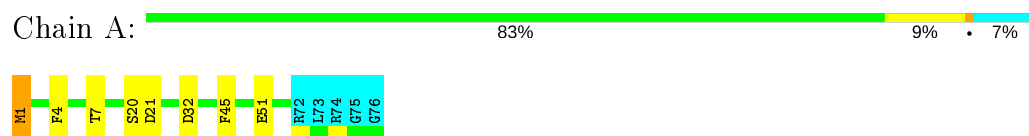
## 4.2.378 Score per residue for model 378

- Molecule 1: Ubiquitin



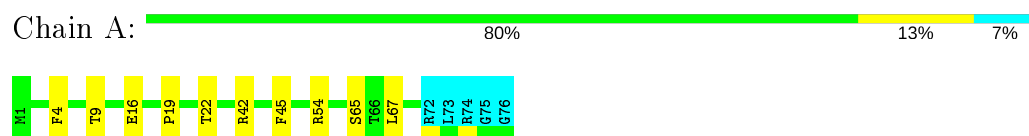
## 4.2.379 Score per residue for model 379

- Molecule 1: Ubiquitin



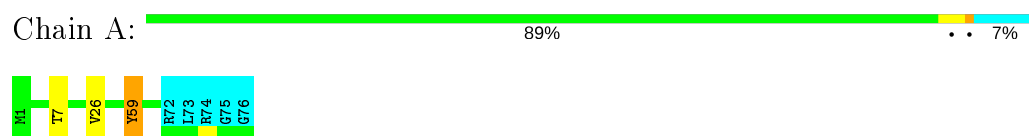
## 4.2.380 Score per residue for model 380

- Molecule 1: Ubiquitin



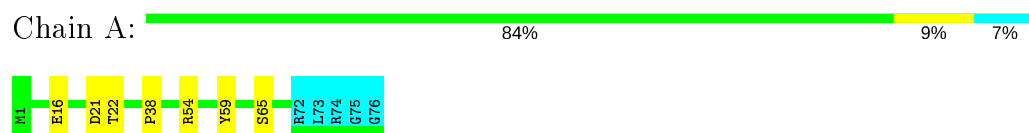
## 4.2.381 Score per residue for model 381

- Molecule 1: Ubiquitin



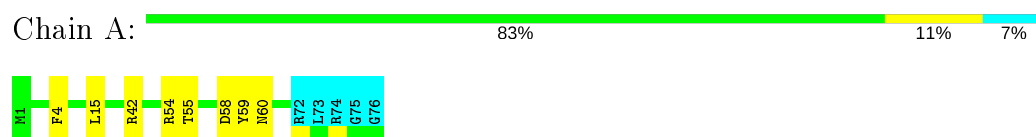
## 4.2.382 Score per residue for model 382

- Molecule 1: Ubiquitin



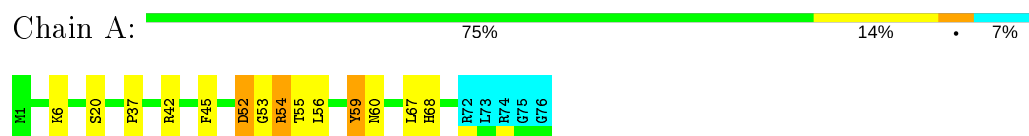
## 4.2.383 Score per residue for model 383

- Molecule 1: Ubiquitin



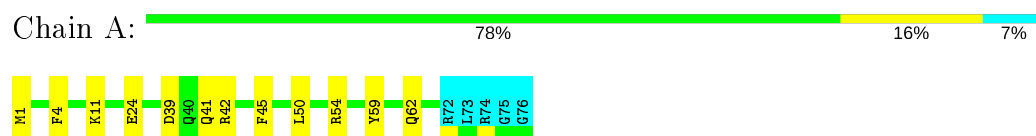
## 4.2.384 Score per residue for model 384

- Molecule 1: Ubiquitin



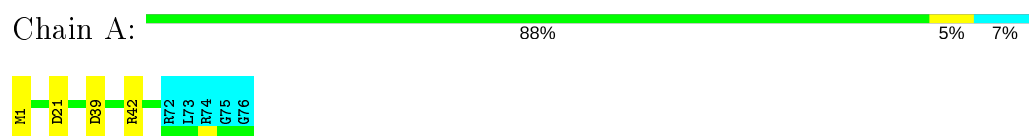
## 4.2.385 Score per residue for model 385

- Molecule 1: Ubiquitin



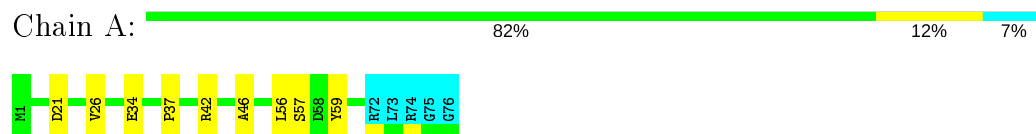
## 4.2.386 Score per residue for model 386

- Molecule 1: Ubiquitin



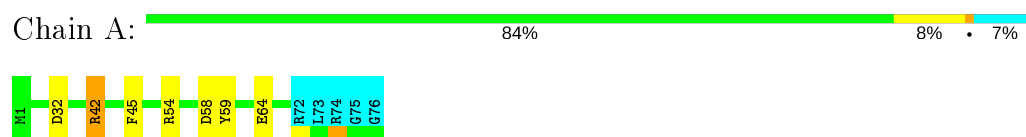
## 4.2.387 Score per residue for model 387

- Molecule 1: Ubiquitin



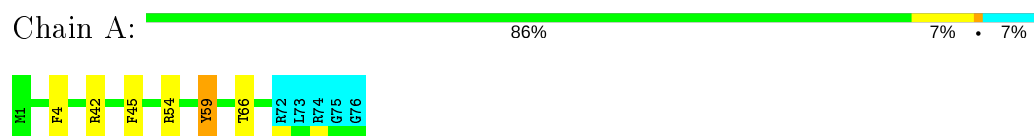
#### 4.2.388 Score per residue for model 388

- Molecule 1: Ubiquitin



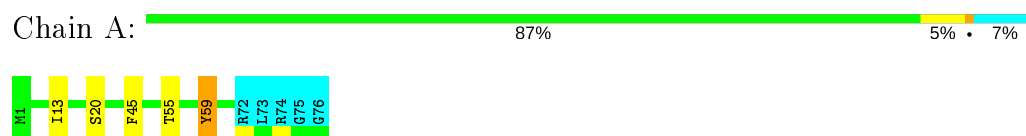
#### 4.2.389 Score per residue for model 389

- Molecule 1: Ubiquitin



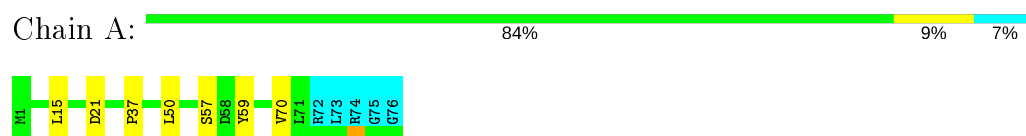
#### 4.2.390 Score per residue for model 390

- Molecule 1: Ubiquitin



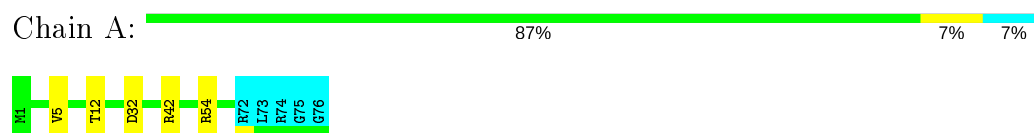
#### 4.2.391 Score per residue for model 391

- Molecule 1: Ubiquitin



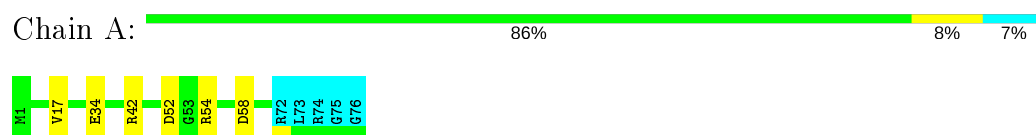
#### 4.2.392 Score per residue for model 392

- Molecule 1: Ubiquitin



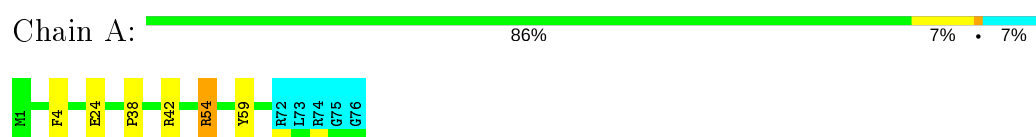
#### 4.2.393 Score per residue for model 393

- Molecule 1: Ubiquitin



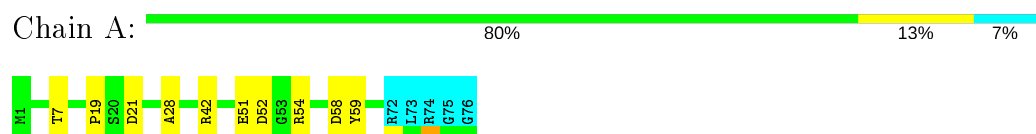
#### 4.2.394 Score per residue for model 394

- Molecule 1: Ubiquitin



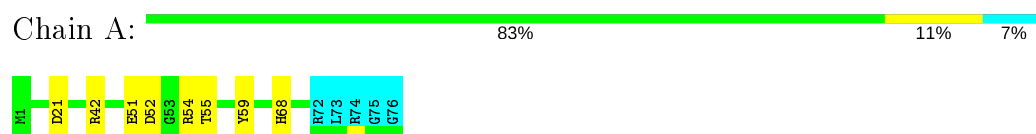
#### 4.2.395 Score per residue for model 395

- Molecule 1: Ubiquitin



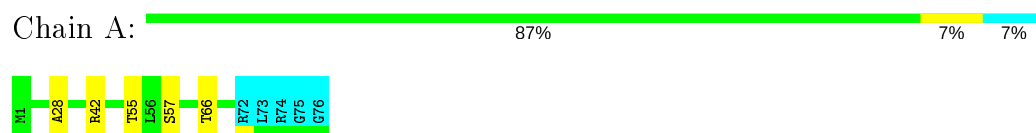
#### 4.2.396 Score per residue for model 396

- Molecule 1: Ubiquitin



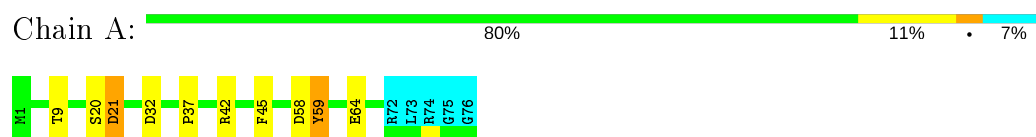
#### 4.2.397 Score per residue for model 397

- Molecule 1: Ubiquitin



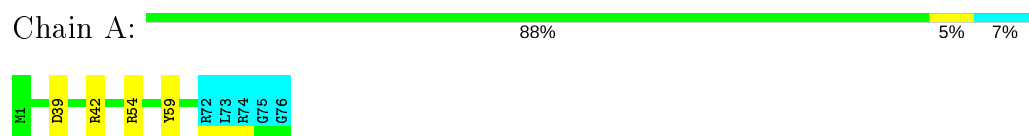
#### 4.2.398 Score per residue for model 398

- Molecule 1: Ubiquitin



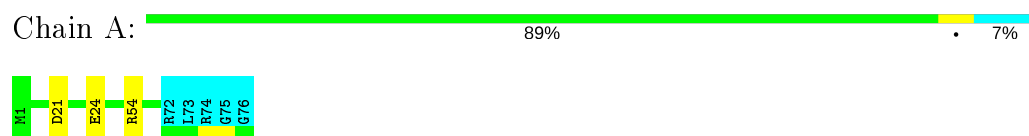
#### 4.2.399 Score per residue for model 399

- Molecule 1: Ubiquitin



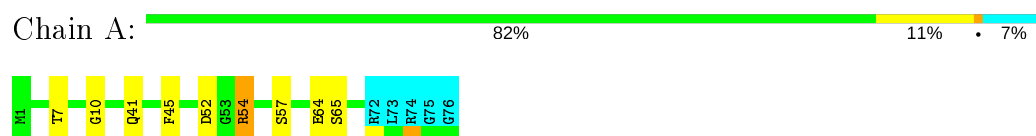
#### 4.2.400 Score per residue for model 400

- Molecule 1: Ubiquitin



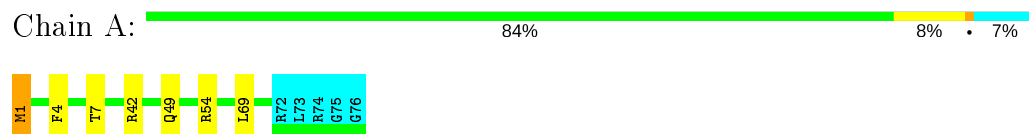
#### 4.2.401 Score per residue for model 401

- Molecule 1: Ubiquitin



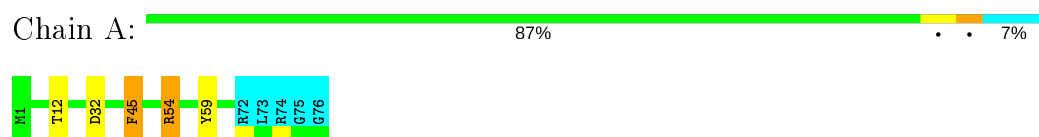
#### 4.2.402 Score per residue for model 402

- Molecule 1: Ubiquitin



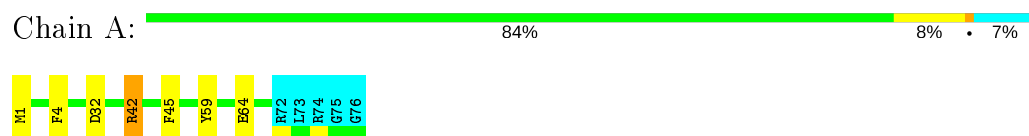
## 4.2.403 Score per residue for model 403

- Molecule 1: Ubiquitin



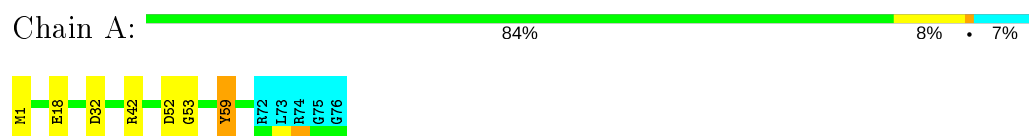
## 4.2.404 Score per residue for model 404

- Molecule 1: Ubiquitin



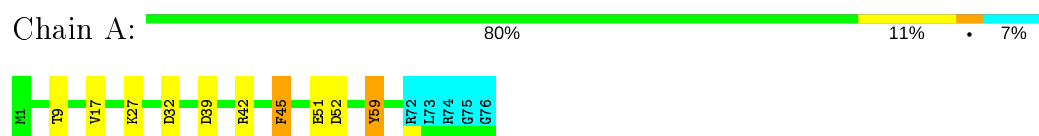
## 4.2.405 Score per residue for model 405

- Molecule 1: Ubiquitin



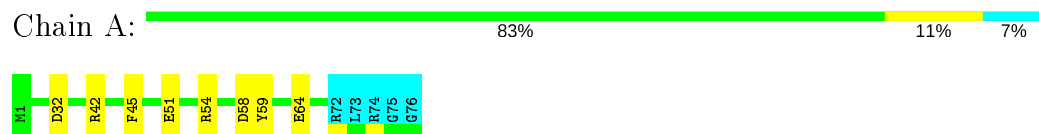
## 4.2.406 Score per residue for model 406

- Molecule 1: Ubiquitin



## 4.2.407 Score per residue for model 407

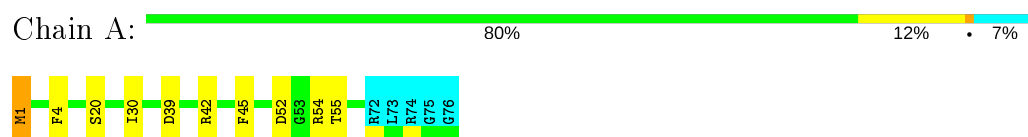
- Molecule 1: Ubiquitin





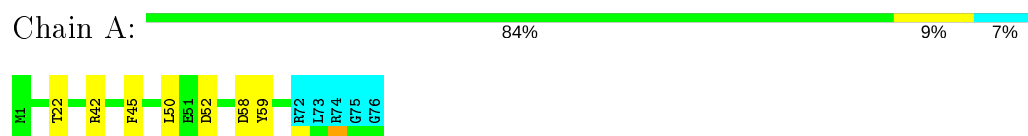
#### 4.2.408 Score per residue for model 408

- Molecule 1: Ubiquitin



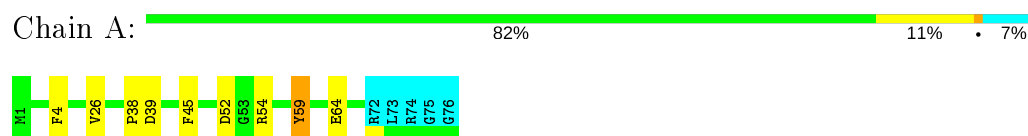
#### 4.2.409 Score per residue for model 409

- Molecule 1: Ubiquitin



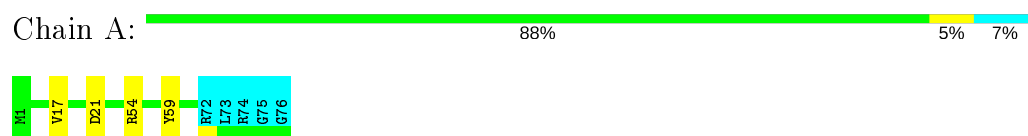
#### 4.2.410 Score per residue for model 410

- Molecule 1: Ubiquitin



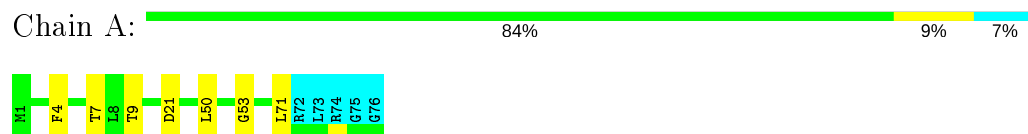
#### 4.2.411 Score per residue for model 411

- Molecule 1: Ubiquitin



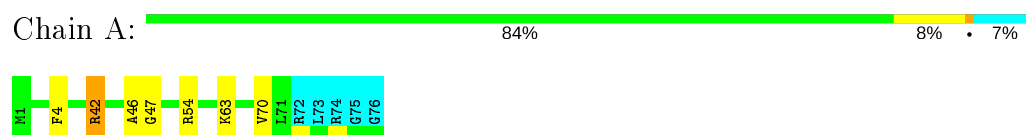
#### 4.2.412 Score per residue for model 412

- Molecule 1: Ubiquitin



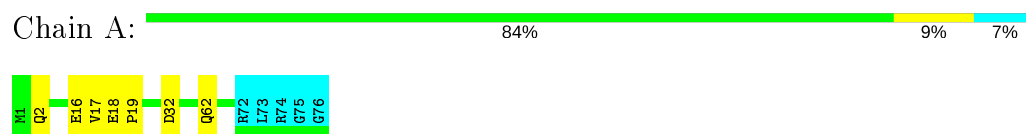
#### 4.2.413 Score per residue for model 413

- Molecule 1: Ubiquitin



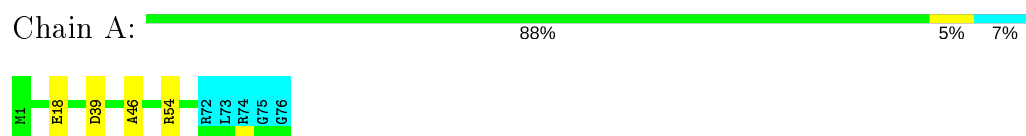
#### 4.2.414 Score per residue for model 414

- Molecule 1: Ubiquitin



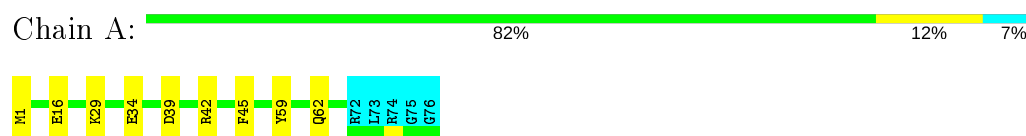
#### 4.2.415 Score per residue for model 415

- Molecule 1: Ubiquitin



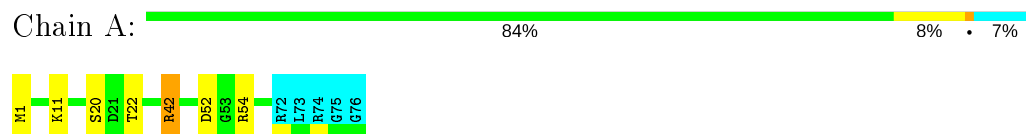
#### 4.2.416 Score per residue for model 416

- Molecule 1: Ubiquitin



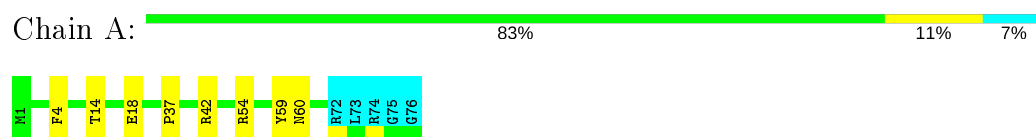
#### 4.2.417 Score per residue for model 417

- Molecule 1: Ubiquitin



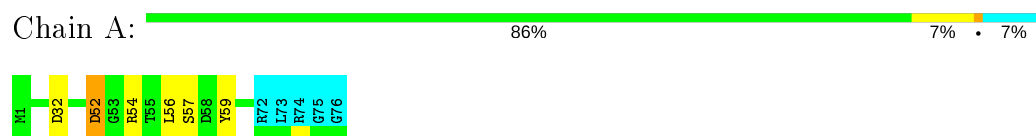
## 4.2.418 Score per residue for model 418

- Molecule 1: Ubiquitin



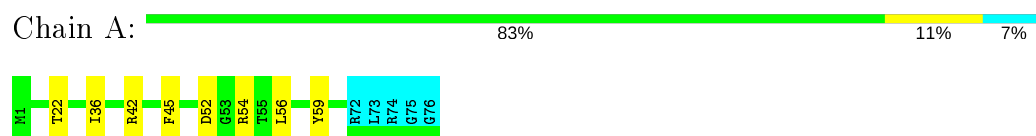
## 4.2.419 Score per residue for model 419

- Molecule 1: Ubiquitin



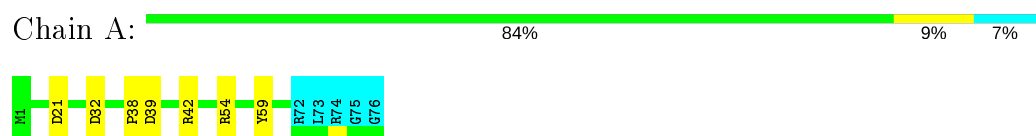
## 4.2.420 Score per residue for model 420

- Molecule 1: Ubiquitin



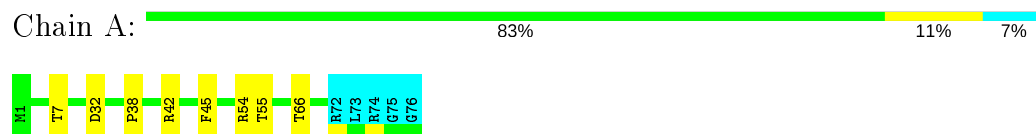
## 4.2.421 Score per residue for model 421

- Molecule 1: Ubiquitin



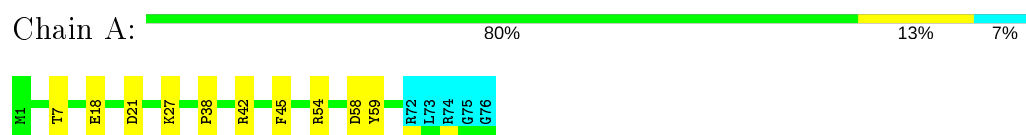
## 4.2.422 Score per residue for model 422

- Molecule 1: Ubiquitin



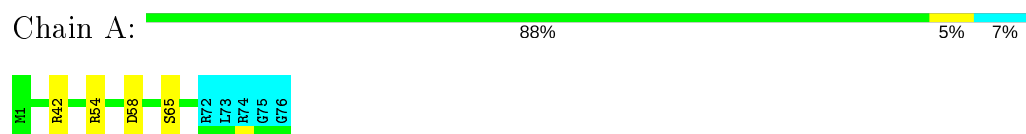
## 4.2.423 Score per residue for model 423

- Molecule 1: Ubiquitin



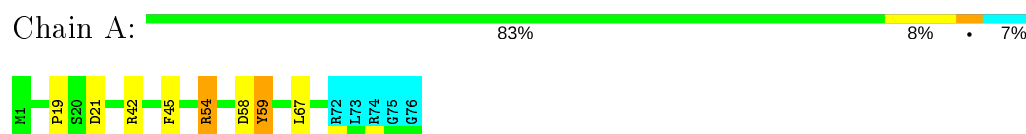
## 4.2.424 Score per residue for model 424

- Molecule 1: Ubiquitin



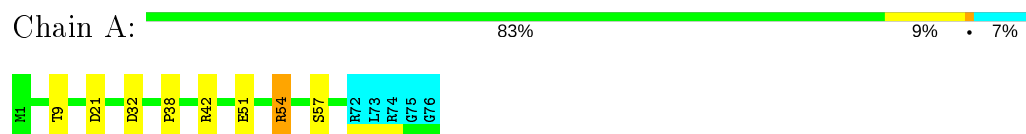
## 4.2.425 Score per residue for model 425

- Molecule 1: Ubiquitin



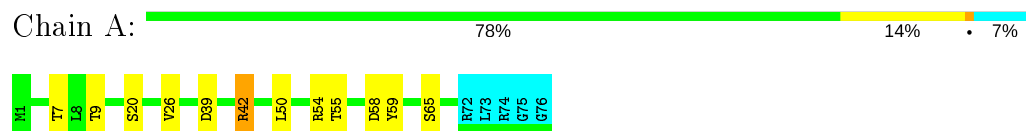
## 4.2.426 Score per residue for model 426

- Molecule 1: Ubiquitin



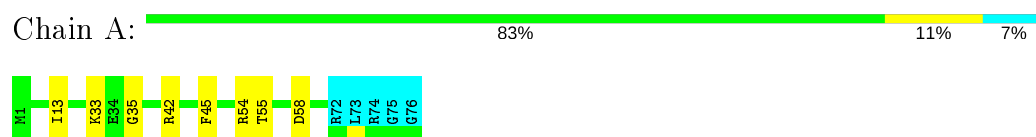
## 4.2.427 Score per residue for model 427

- Molecule 1: Ubiquitin



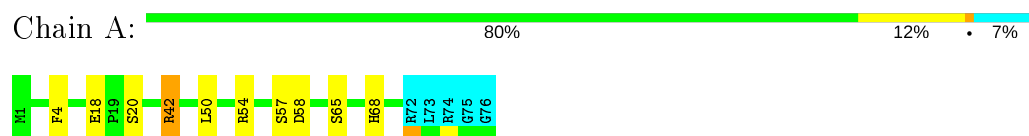
## 4.2.428 Score per residue for model 428

- Molecule 1: Ubiquitin



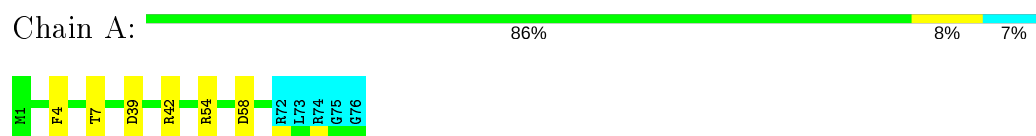
## 4.2.429 Score per residue for model 429

- Molecule 1: Ubiquitin



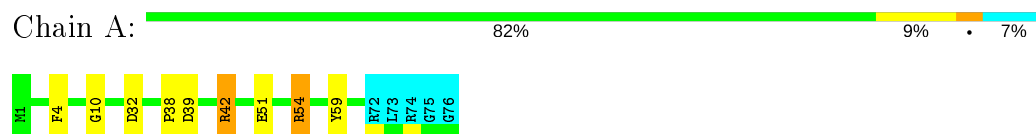
## 4.2.430 Score per residue for model 430

- Molecule 1: Ubiquitin



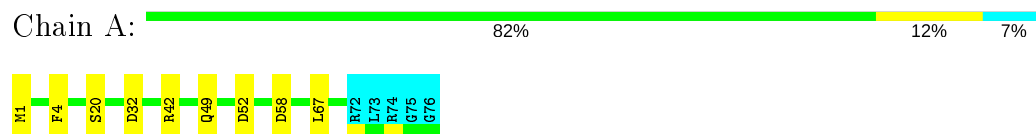
## 4.2.431 Score per residue for model 431

- Molecule 1: Ubiquitin



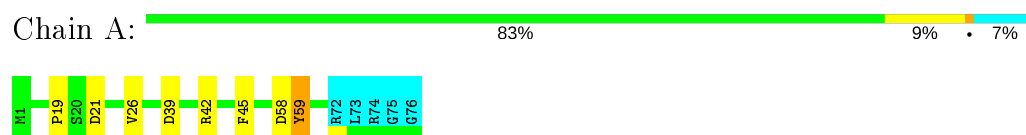
## 4.2.432 Score per residue for model 432

- Molecule 1: Ubiquitin



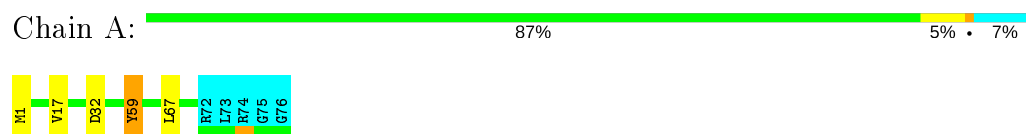
## 4.2.433 Score per residue for model 433

- Molecule 1: Ubiquitin



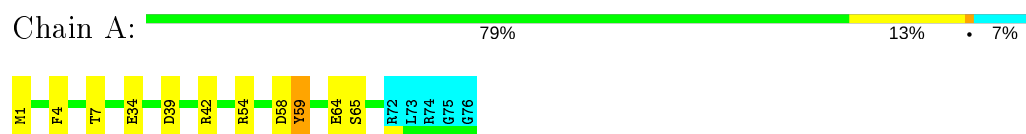
## 4.2.434 Score per residue for model 434

- Molecule 1: Ubiquitin



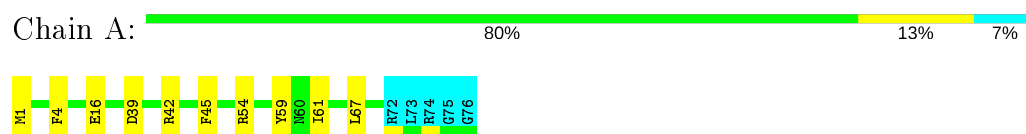
## 4.2.435 Score per residue for model 435

- Molecule 1: Ubiquitin



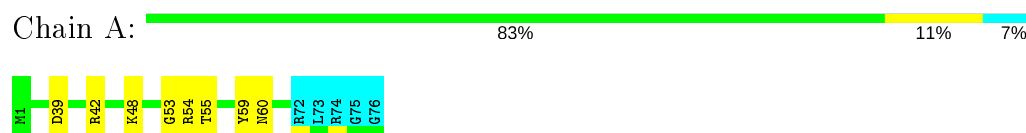
## 4.2.436 Score per residue for model 436

- Molecule 1: Ubiquitin



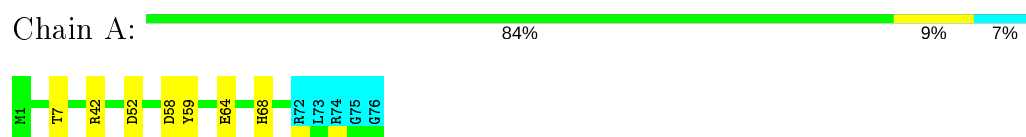
## 4.2.437 Score per residue for model 437

- Molecule 1: Ubiquitin



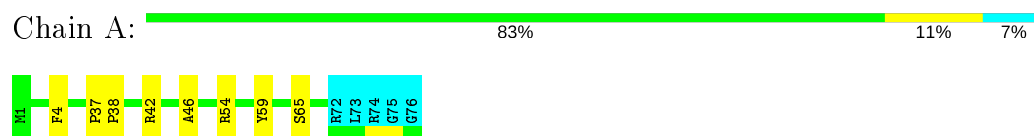
## 4.2.438 Score per residue for model 438

- Molecule 1: Ubiquitin



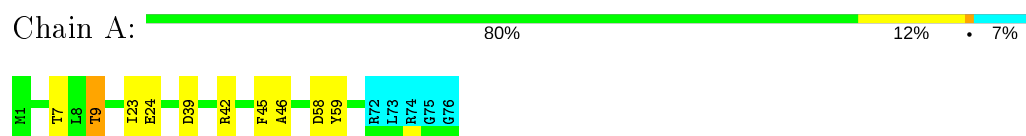
## 4.2.439 Score per residue for model 439

- Molecule 1: Ubiquitin



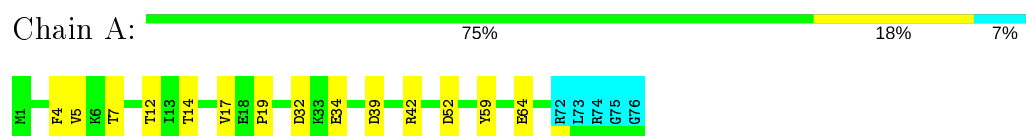
## 4.2.440 Score per residue for model 440

- Molecule 1: Ubiquitin



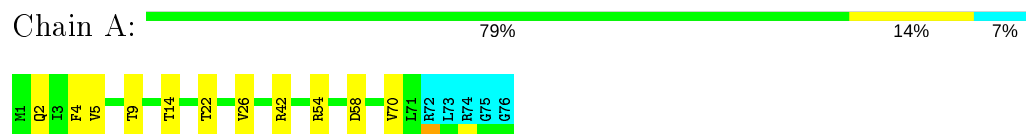
## 4.2.441 Score per residue for model 441

- Molecule 1: Ubiquitin



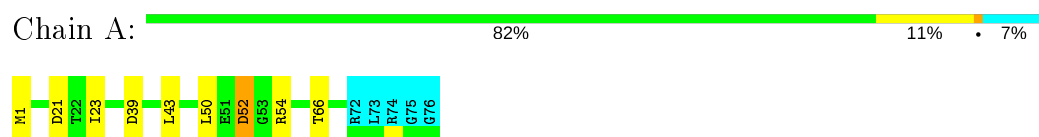
## 4.2.442 Score per residue for model 442

- Molecule 1: Ubiquitin



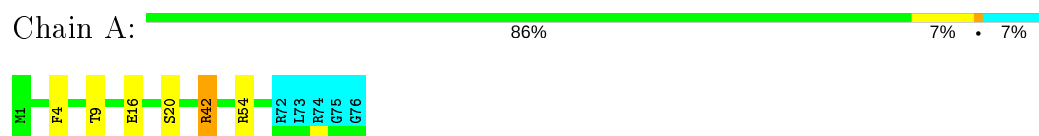
#### 4.2.443 Score per residue for model 443

- Molecule 1: Ubiquitin



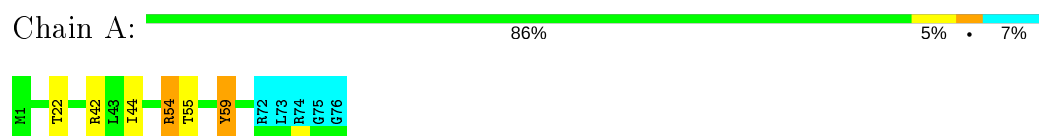
#### 4.2.444 Score per residue for model 444

- Molecule 1: Ubiquitin



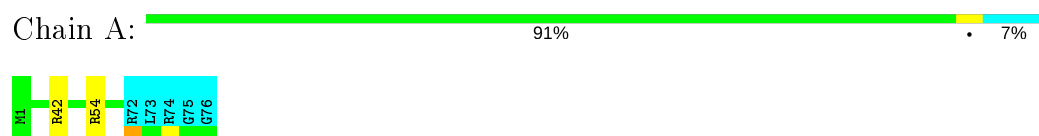
#### 4.2.445 Score per residue for model 445

- Molecule 1: Ubiquitin



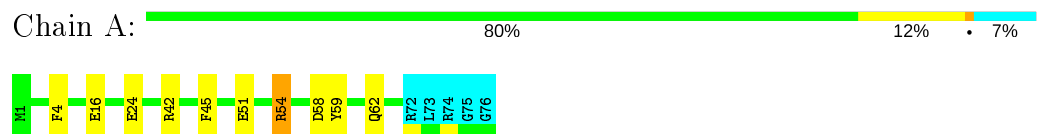
#### 4.2.446 Score per residue for model 446

- Molecule 1: Ubiquitin



#### 4.2.447 Score per residue for model 447

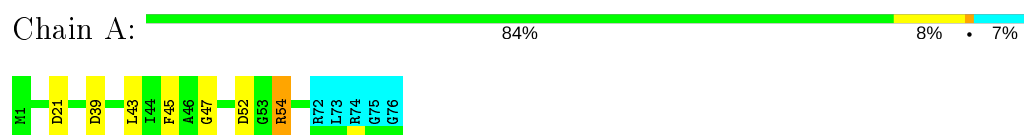
- Molecule 1: Ubiquitin





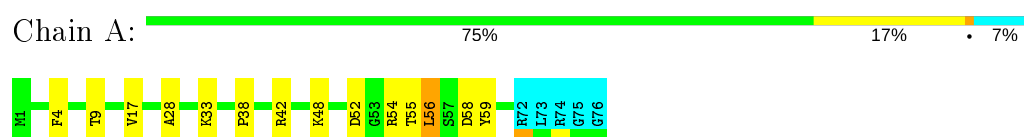
#### 4.2.448 Score per residue for model 448

- Molecule 1: Ubiquitin



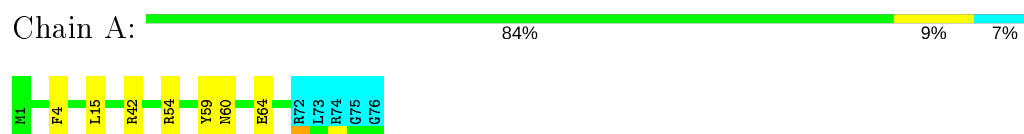
#### 4.2.449 Score per residue for model 449

- Molecule 1: Ubiquitin



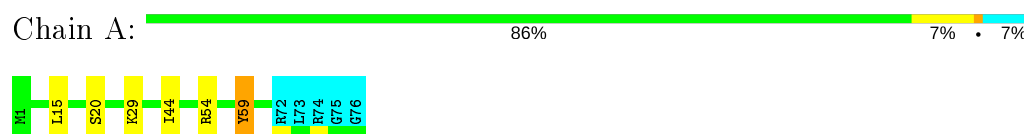
#### 4.2.450 Score per residue for model 450

- Molecule 1: Ubiquitin



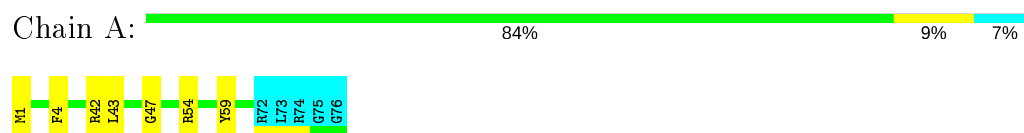
#### 4.2.451 Score per residue for model 451

- Molecule 1: Ubiquitin



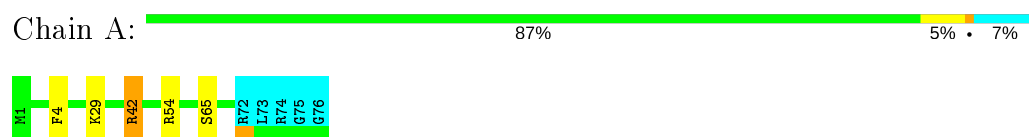
#### 4.2.452 Score per residue for model 452

- Molecule 1: Ubiquitin



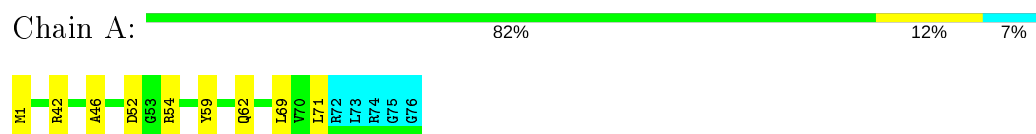
#### 4.2.453 Score per residue for model 453

- Molecule 1: Ubiquitin



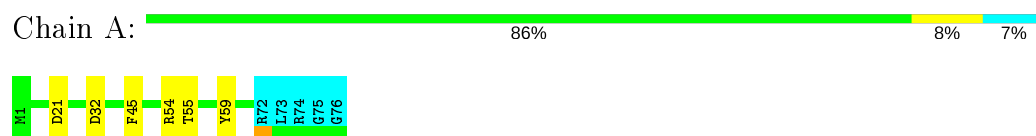
#### 4.2.454 Score per residue for model 454

- Molecule 1: Ubiquitin



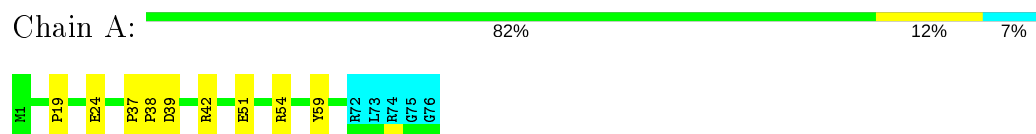
#### 4.2.455 Score per residue for model 455

- Molecule 1: Ubiquitin



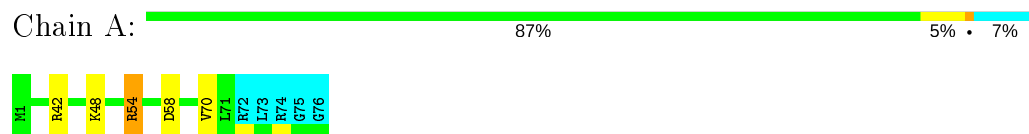
#### 4.2.456 Score per residue for model 456

- Molecule 1: Ubiquitin



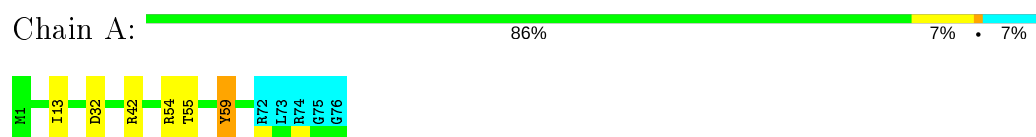
#### 4.2.457 Score per residue for model 457

- Molecule 1: Ubiquitin



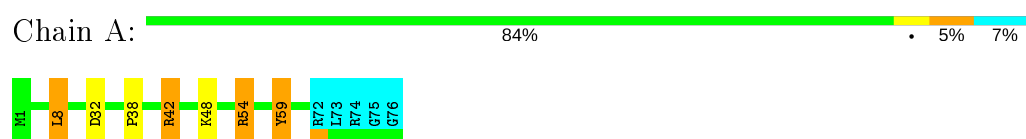
## 4.2.458 Score per residue for model 458

- Molecule 1: Ubiquitin



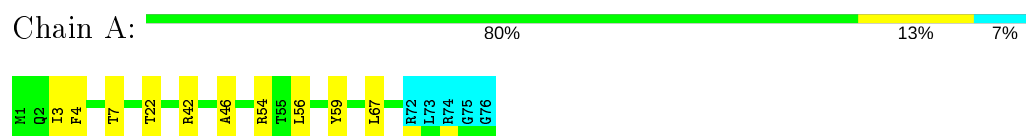
## 4.2.459 Score per residue for model 459

- Molecule 1: Ubiquitin



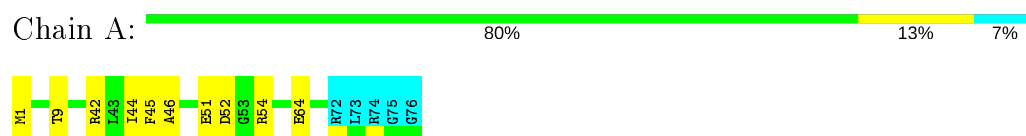
## 4.2.460 Score per residue for model 460

- Molecule 1: Ubiquitin



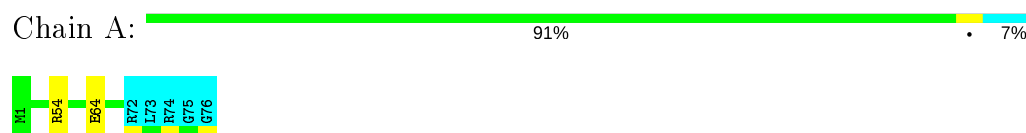
## 4.2.461 Score per residue for model 461

- Molecule 1: Ubiquitin



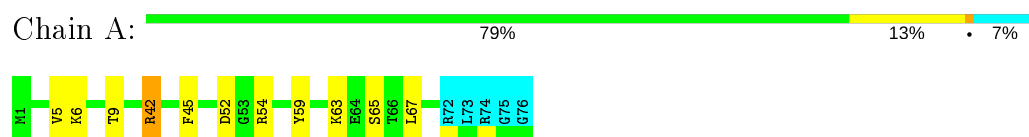
## 4.2.462 Score per residue for model 462

- Molecule 1: Ubiquitin



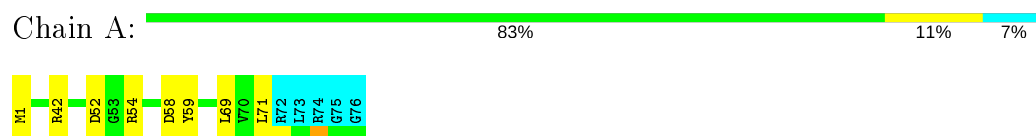
## 4.2.463 Score per residue for model 463

- Molecule 1: Ubiquitin



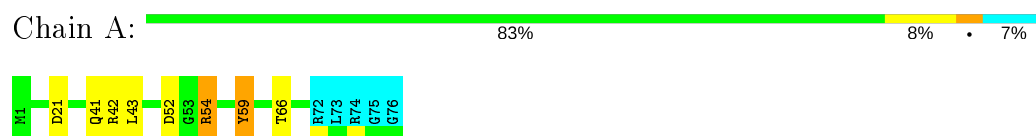
## 4.2.464 Score per residue for model 464

- Molecule 1: Ubiquitin



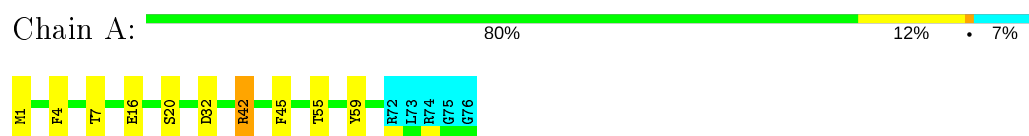
## 4.2.465 Score per residue for model 465

- Molecule 1: Ubiquitin



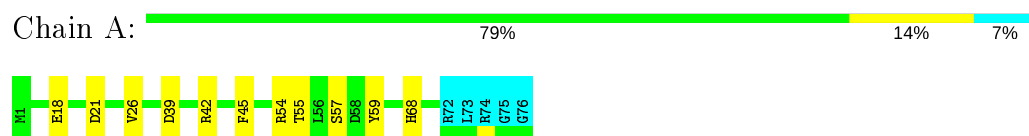
## 4.2.466 Score per residue for model 466

- Molecule 1: Ubiquitin



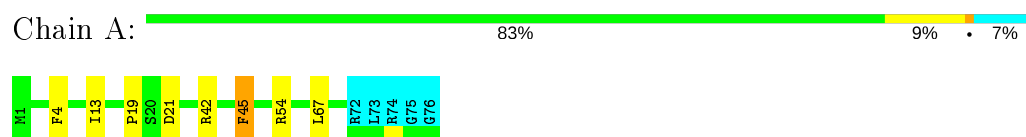
## 4.2.467 Score per residue for model 467

- Molecule 1: Ubiquitin



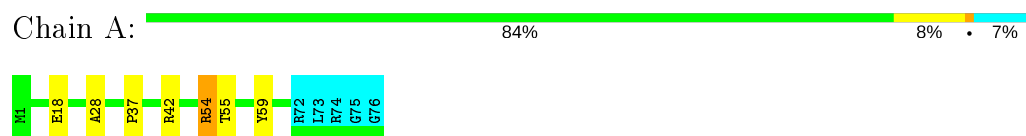
## 4.2.468 Score per residue for model 468

- Molecule 1: Ubiquitin



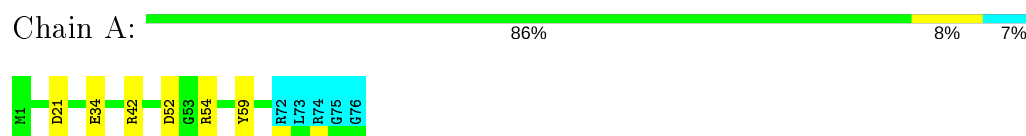
## 4.2.469 Score per residue for model 469

- Molecule 1: Ubiquitin



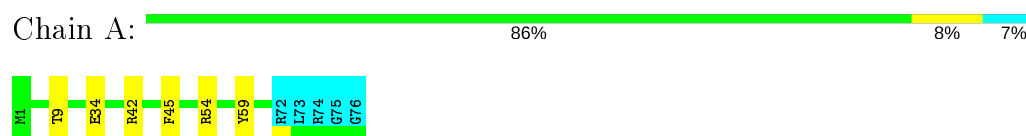
## 4.2.470 Score per residue for model 470

- Molecule 1: Ubiquitin



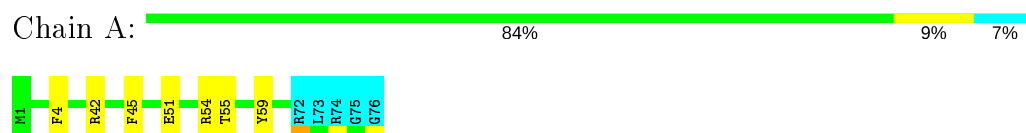
## 4.2.471 Score per residue for model 471

- Molecule 1: Ubiquitin



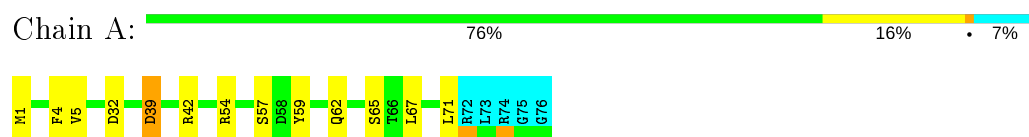
## 4.2.472 Score per residue for model 472

- Molecule 1: Ubiquitin



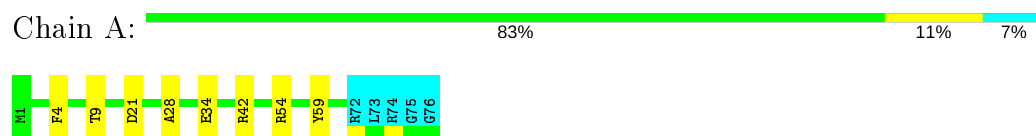
## 4.2.473 Score per residue for model 473

- Molecule 1: Ubiquitin



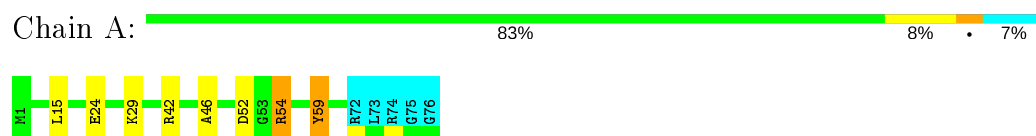
## 4.2.474 Score per residue for model 474

- Molecule 1: Ubiquitin



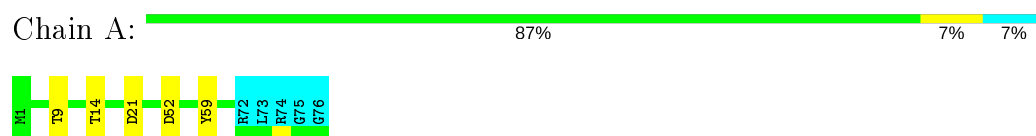
## 4.2.475 Score per residue for model 475

- Molecule 1: Ubiquitin



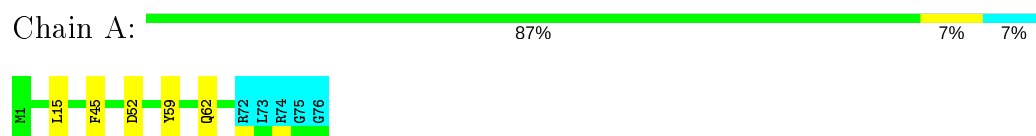
## 4.2.476 Score per residue for model 476

- Molecule 1: Ubiquitin



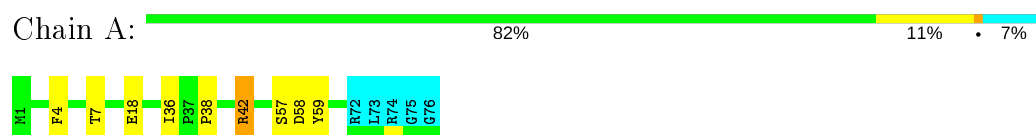
## 4.2.477 Score per residue for model 477

- Molecule 1: Ubiquitin



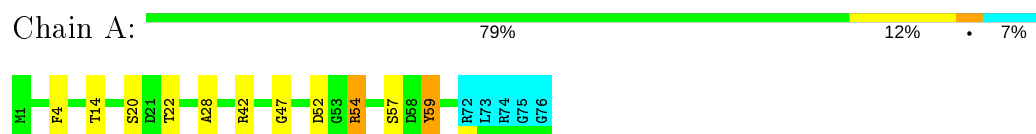
## 4.2.478 Score per residue for model 478

- Molecule 1: Ubiquitin



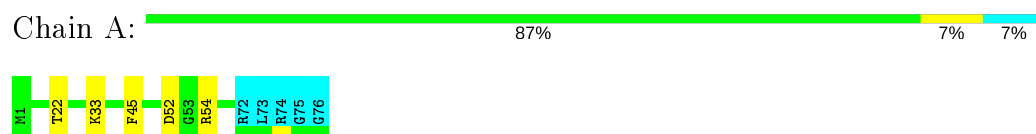
## 4.2.479 Score per residue for model 479

- Molecule 1: Ubiquitin



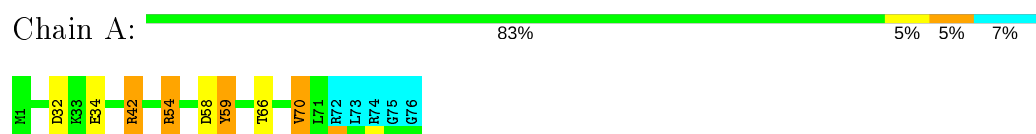
## 4.2.480 Score per residue for model 480

- Molecule 1: Ubiquitin



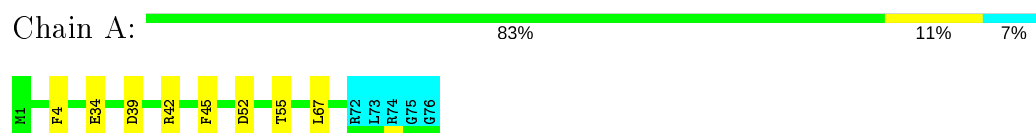
## 4.2.481 Score per residue for model 481

- Molecule 1: Ubiquitin



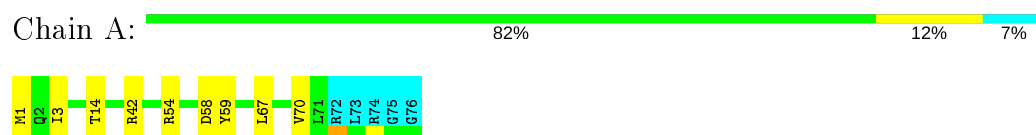
## 4.2.482 Score per residue for model 482

- Molecule 1: Ubiquitin



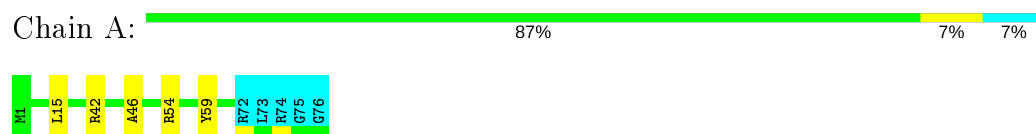
#### 4.2.483 Score per residue for model 483

- Molecule 1: Ubiquitin



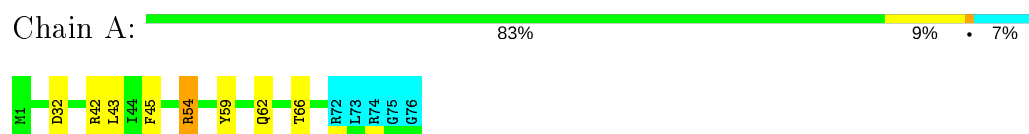
#### 4.2.484 Score per residue for model 484

- Molecule 1: Ubiquitin



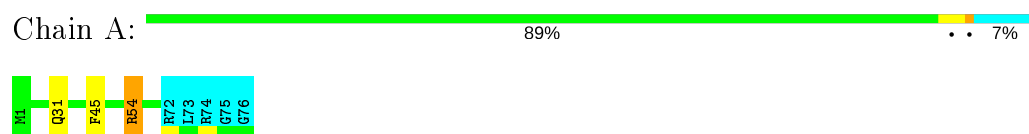
#### 4.2.485 Score per residue for model 485

- Molecule 1: Ubiquitin



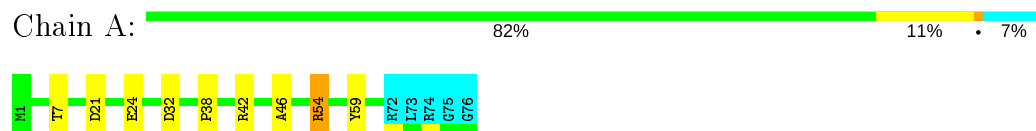
#### 4.2.486 Score per residue for model 486

- Molecule 1: Ubiquitin



#### 4.2.487 Score per residue for model 487

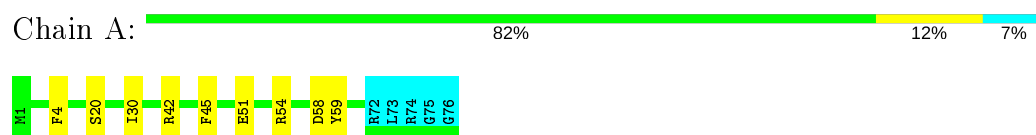
- Molecule 1: Ubiquitin





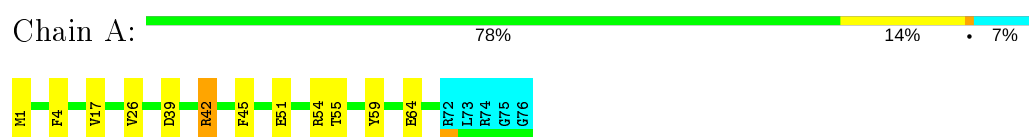
## 4.2.488 Score per residue for model 488

- Molecule 1: Ubiquitin



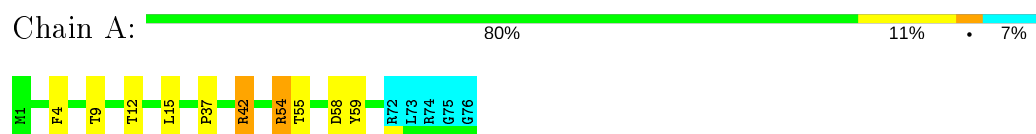
## 4.2.489 Score per residue for model 489

- Molecule 1: Ubiquitin



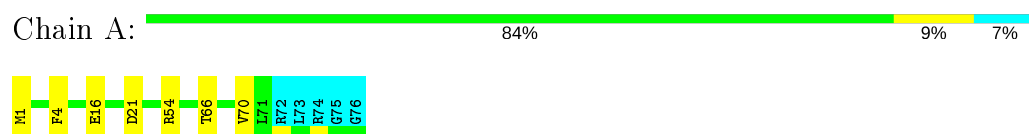
## 4.2.490 Score per residue for model 490

- Molecule 1: Ubiquitin



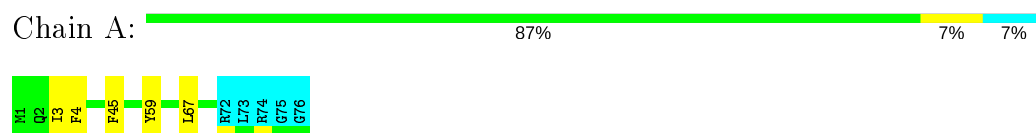
## 4.2.491 Score per residue for model 491

- Molecule 1: Ubiquitin



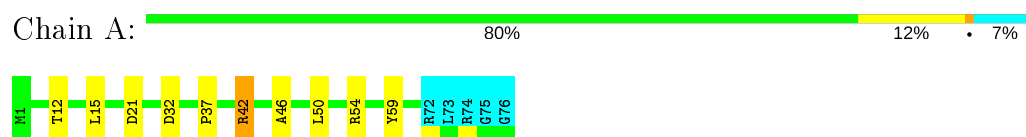
## 4.2.492 Score per residue for model 492

- Molecule 1: Ubiquitin



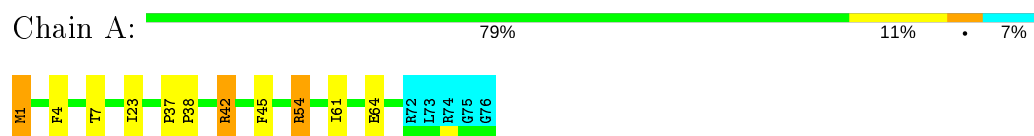
#### 4.2.493 Score per residue for model 493

- Molecule 1: Ubiquitin



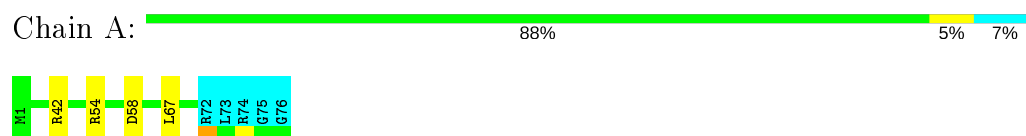
#### 4.2.494 Score per residue for model 494

- Molecule 1: Ubiquitin



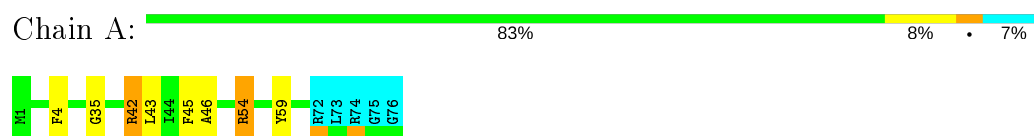
#### 4.2.495 Score per residue for model 495

- Molecule 1: Ubiquitin



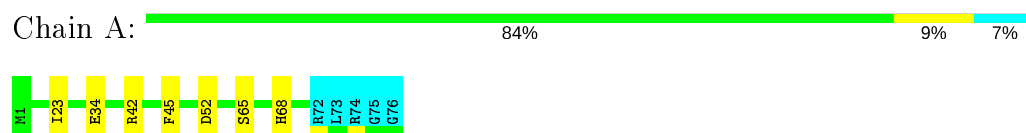
#### 4.2.496 Score per residue for model 496

- Molecule 1: Ubiquitin



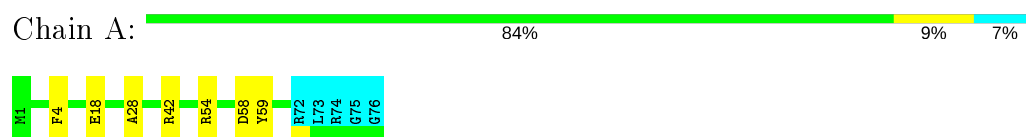
#### 4.2.497 Score per residue for model 497

- Molecule 1: Ubiquitin



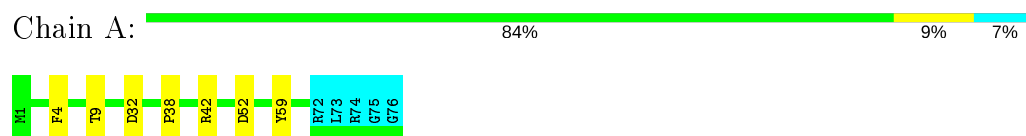
## 4.2.498 Score per residue for model 498

- Molecule 1: Ubiquitin



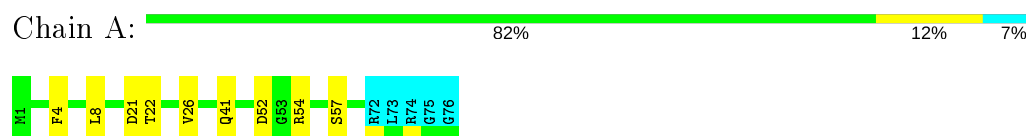
## 4.2.499 Score per residue for model 499

- Molecule 1: Ubiquitin



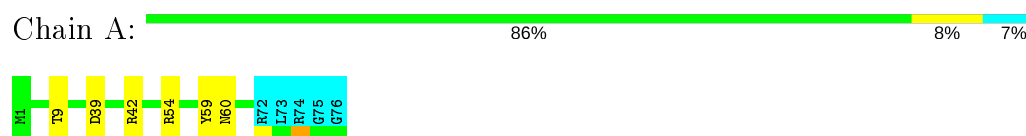
## 4.2.500 Score per residue for model 500

- Molecule 1: Ubiquitin



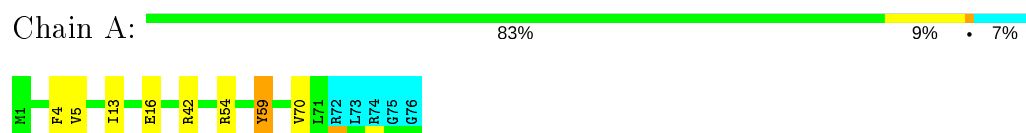
## 4.2.501 Score per residue for model 501

- Molecule 1: Ubiquitin



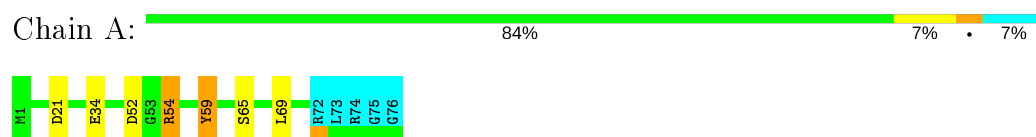
## 4.2.502 Score per residue for model 502

- Molecule 1: Ubiquitin



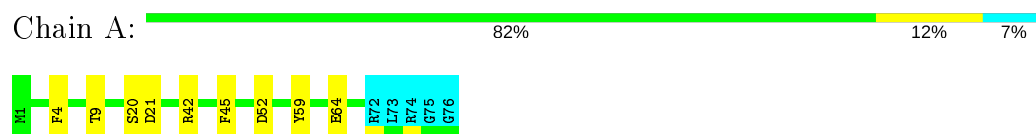
## 4.2.503 Score per residue for model 503

- Molecule 1: Ubiquitin



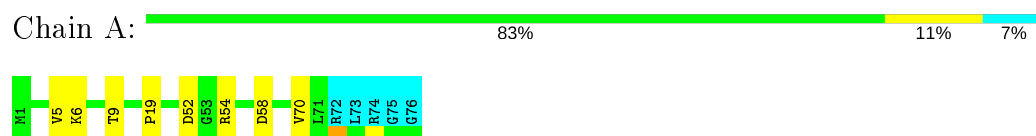
## 4.2.504 Score per residue for model 504

- Molecule 1: Ubiquitin



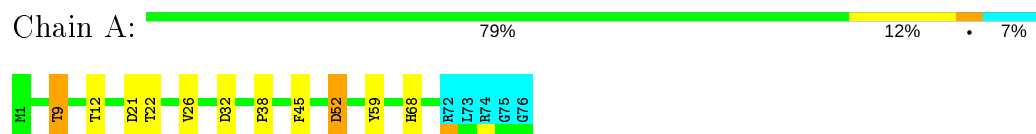
## 4.2.505 Score per residue for model 505

- Molecule 1: Ubiquitin



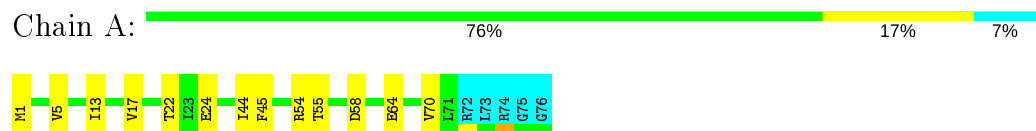
## 4.2.506 Score per residue for model 506

- Molecule 1: Ubiquitin



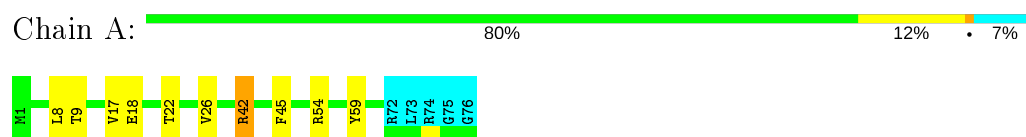
## 4.2.507 Score per residue for model 507

- Molecule 1: Ubiquitin



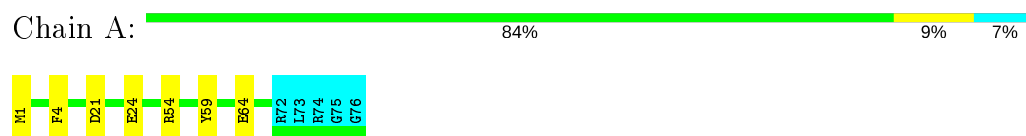
## 4.2.508 Score per residue for model 508

- Molecule 1: Ubiquitin



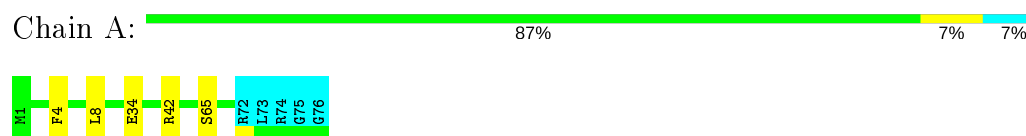
## 4.2.509 Score per residue for model 509

- Molecule 1: Ubiquitin



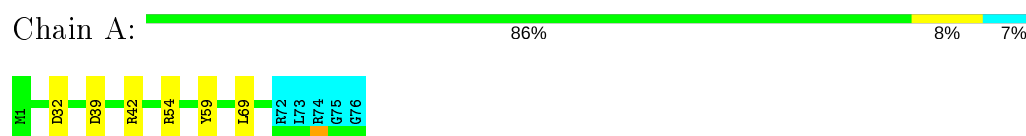
## 4.2.510 Score per residue for model 510

- Molecule 1: Ubiquitin



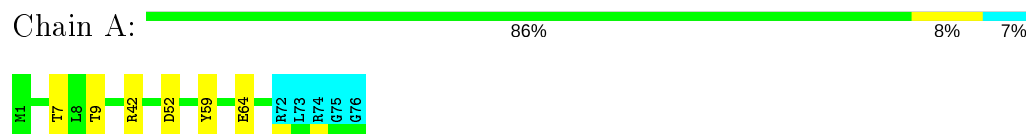
## 4.2.511 Score per residue for model 511

- Molecule 1: Ubiquitin



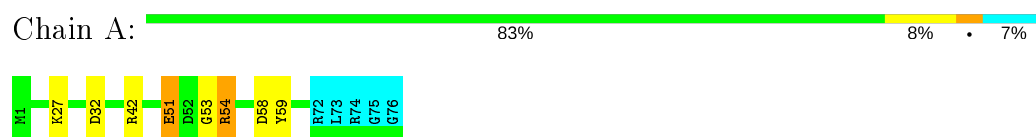
## 4.2.512 Score per residue for model 512

- Molecule 1: Ubiquitin



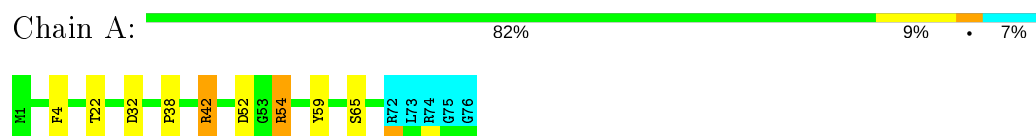
## 4.2.513 Score per residue for model 513

- Molecule 1: Ubiquitin



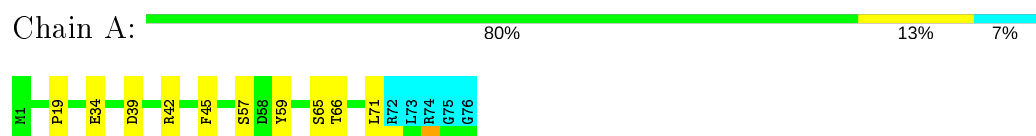
## 4.2.514 Score per residue for model 514

- Molecule 1: Ubiquitin



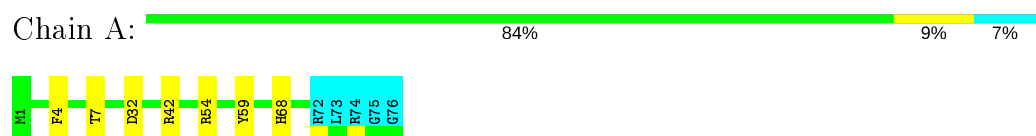
## 4.2.515 Score per residue for model 515

- Molecule 1: Ubiquitin



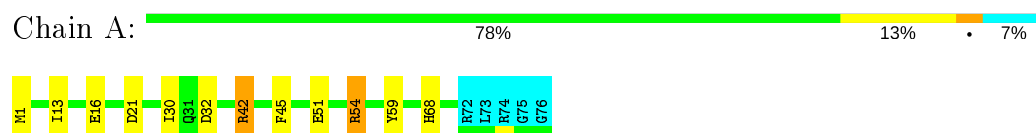
## 4.2.516 Score per residue for model 516

- Molecule 1: Ubiquitin



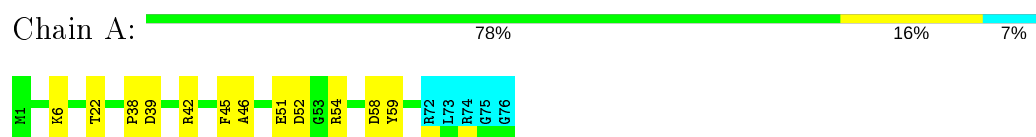
## 4.2.517 Score per residue for model 517

- Molecule 1: Ubiquitin



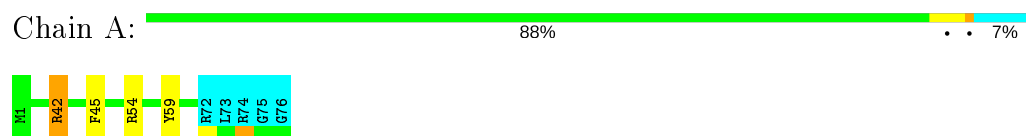
## 4.2.518 Score per residue for model 518

- Molecule 1: Ubiquitin



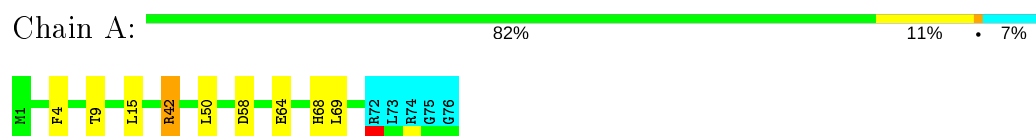
## 4.2.519 Score per residue for model 519

- Molecule 1: Ubiquitin



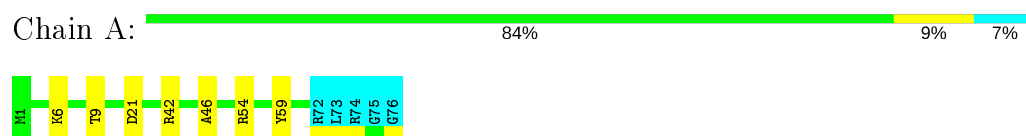
## 4.2.520 Score per residue for model 520

- Molecule 1: Ubiquitin



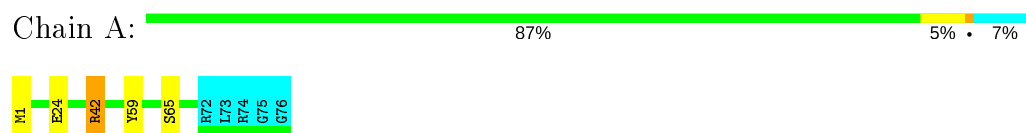
## 4.2.521 Score per residue for model 521

- Molecule 1: Ubiquitin



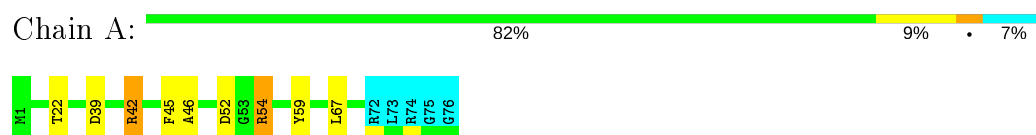
## 4.2.522 Score per residue for model 522

- Molecule 1: Ubiquitin



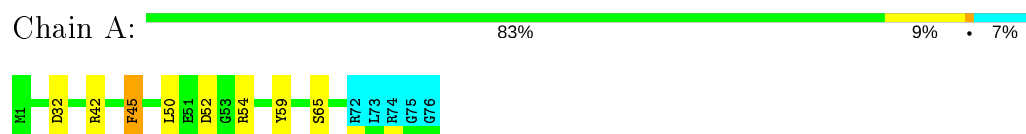
## 4.2.523 Score per residue for model 523

- Molecule 1: Ubiquitin



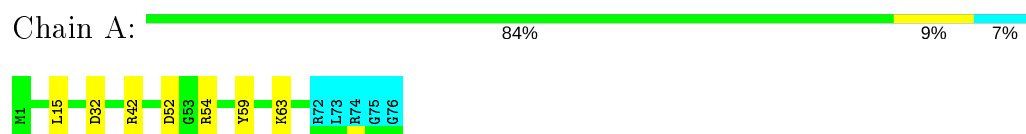
## 4.2.524 Score per residue for model 524

- Molecule 1: Ubiquitin



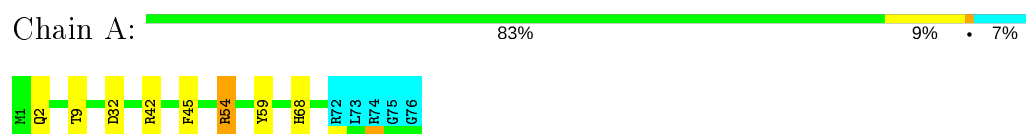
## 4.2.525 Score per residue for model 525

- Molecule 1: Ubiquitin



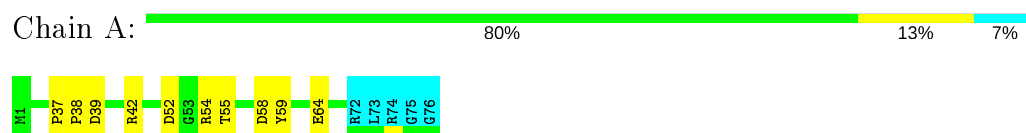
## 4.2.526 Score per residue for model 526

- Molecule 1: Ubiquitin



## 4.2.527 Score per residue for model 527

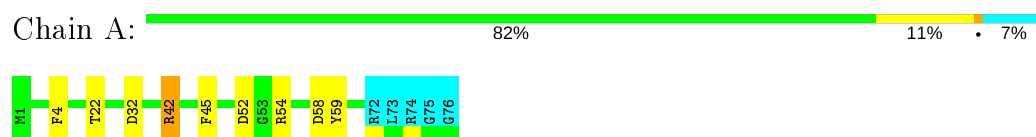
- Molecule 1: Ubiquitin





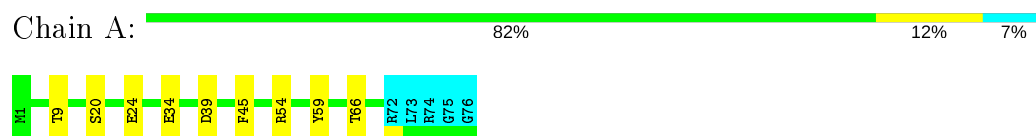
## 4.2.528 Score per residue for model 528

- Molecule 1: Ubiquitin



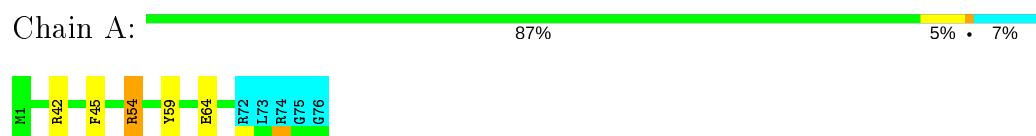
## 4.2.529 Score per residue for model 529

- Molecule 1: Ubiquitin



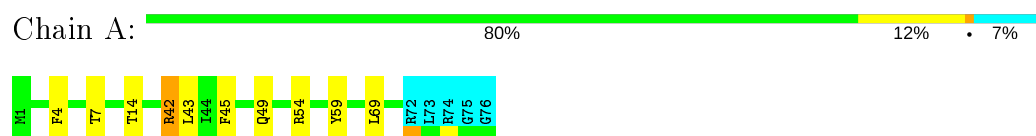
## 4.2.530 Score per residue for model 530

- Molecule 1: Ubiquitin



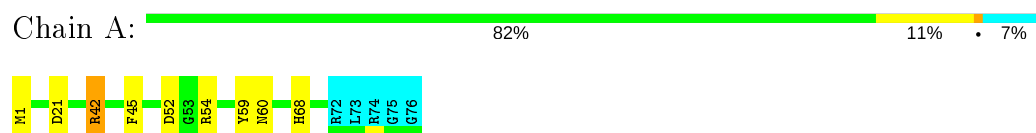
## 4.2.531 Score per residue for model 531

- Molecule 1: Ubiquitin



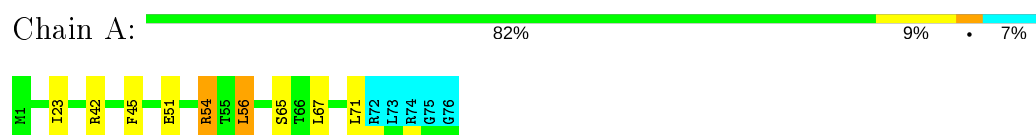
## 4.2.532 Score per residue for model 532

- Molecule 1: Ubiquitin



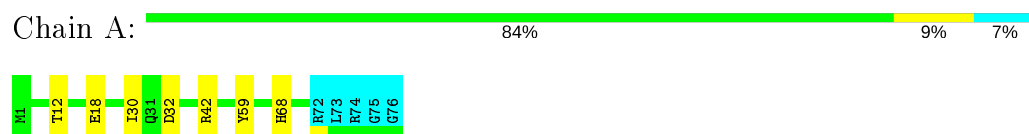
## 4.2.533 Score per residue for model 533

- Molecule 1: Ubiquitin



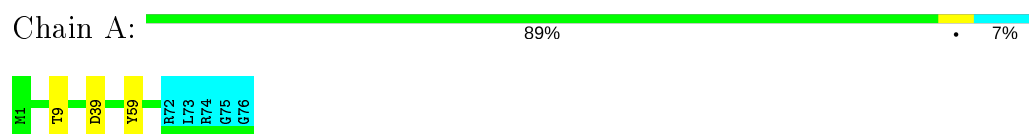
## 4.2.534 Score per residue for model 534

- Molecule 1: Ubiquitin



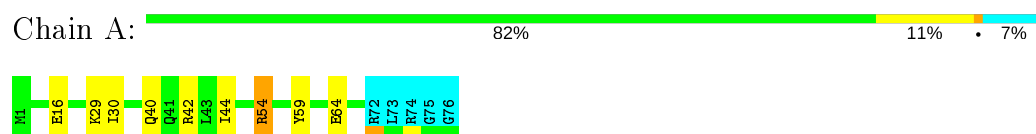
## 4.2.535 Score per residue for model 535

- Molecule 1: Ubiquitin



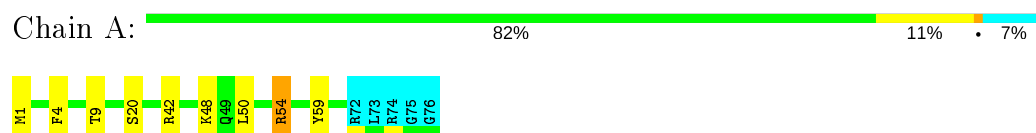
## 4.2.536 Score per residue for model 536

- Molecule 1: Ubiquitin



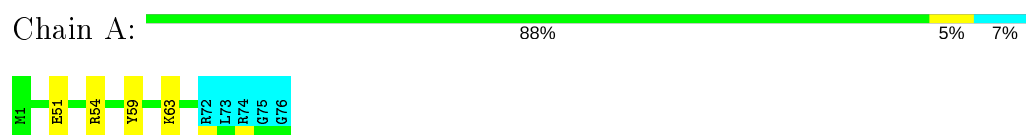
## 4.2.537 Score per residue for model 537

- Molecule 1: Ubiquitin



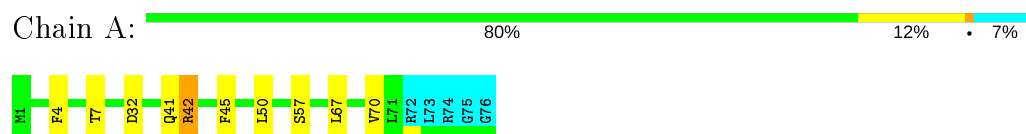
## 4.2.538 Score per residue for model 538

- Molecule 1: Ubiquitin



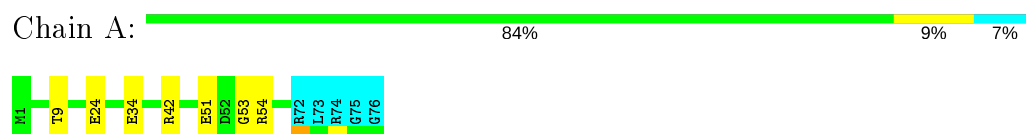
## 4.2.539 Score per residue for model 539

- Molecule 1: Ubiquitin



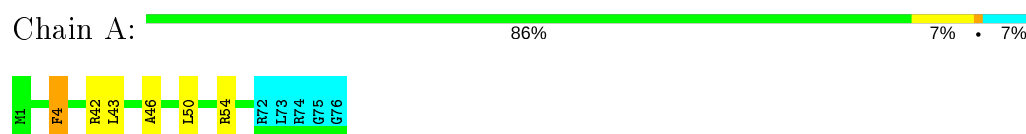
## 4.2.540 Score per residue for model 540

- Molecule 1: Ubiquitin



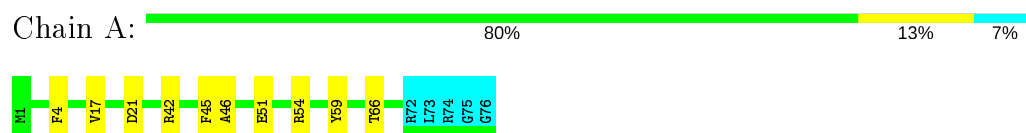
## 4.2.541 Score per residue for model 541

- Molecule 1: Ubiquitin



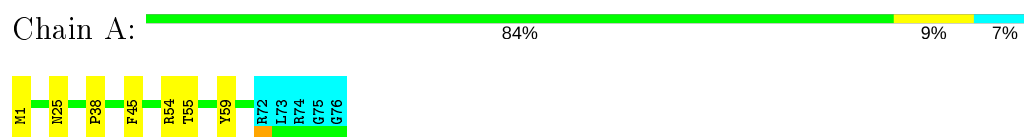
## 4.2.542 Score per residue for model 542

- Molecule 1: Ubiquitin



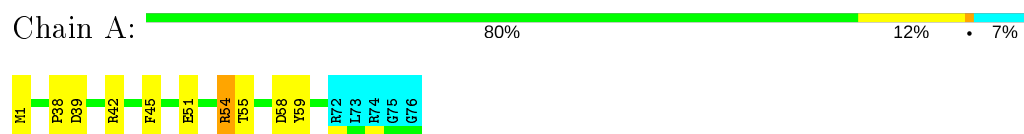
## 4.2.543 Score per residue for model 543

- Molecule 1: Ubiquitin



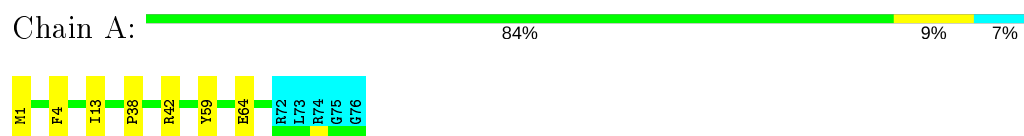
## 4.2.544 Score per residue for model 544

- Molecule 1: Ubiquitin



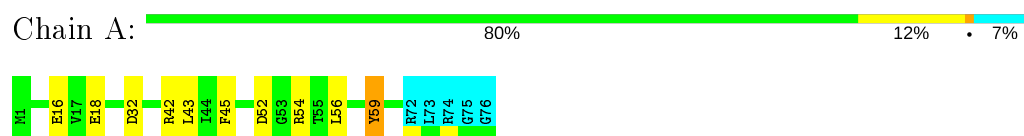
## 4.2.545 Score per residue for model 545

- Molecule 1: Ubiquitin



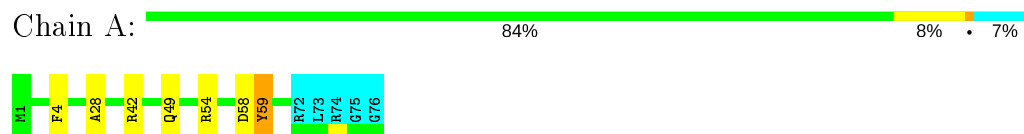
## 4.2.546 Score per residue for model 546

- Molecule 1: Ubiquitin



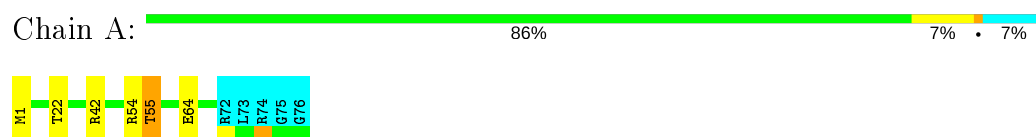
## 4.2.547 Score per residue for model 547

- Molecule 1: Ubiquitin



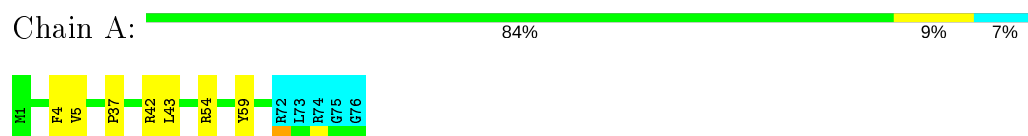
## 4.2.548 Score per residue for model 548

- Molecule 1: Ubiquitin



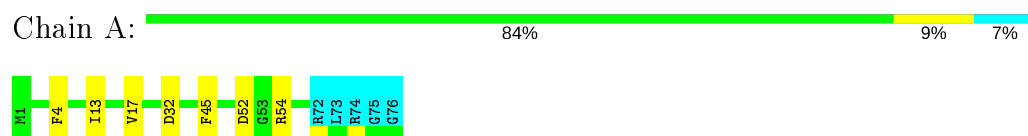
## 4.2.549 Score per residue for model 549

- Molecule 1: Ubiquitin



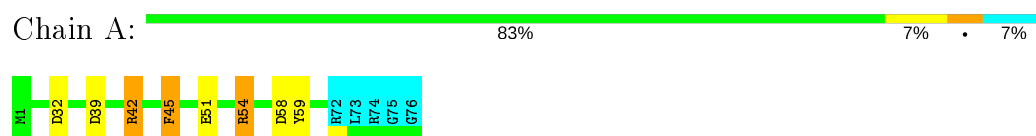
## 4.2.550 Score per residue for model 550

- Molecule 1: Ubiquitin



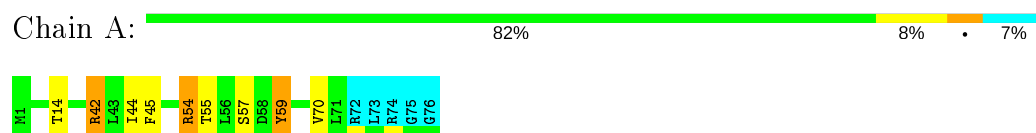
## 4.2.551 Score per residue for model 551

- Molecule 1: Ubiquitin



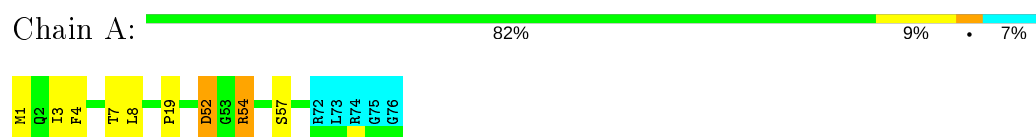
## 4.2.552 Score per residue for model 552

- Molecule 1: Ubiquitin



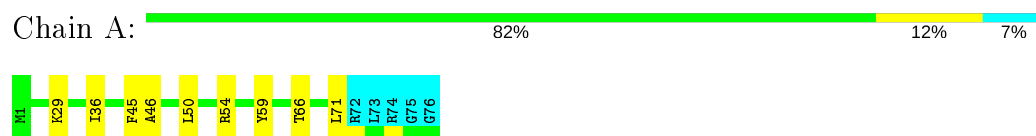
## 4.2.553 Score per residue for model 553

- Molecule 1: Ubiquitin



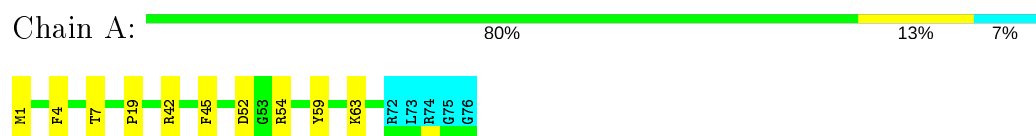
## 4.2.554 Score per residue for model 554

- Molecule 1: Ubiquitin



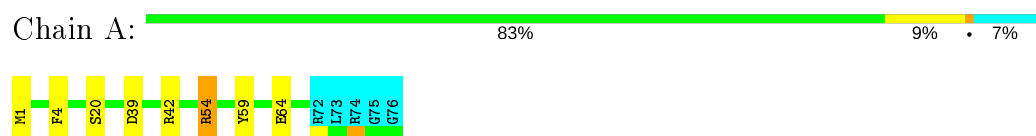
## 4.2.555 Score per residue for model 555

- Molecule 1: Ubiquitin



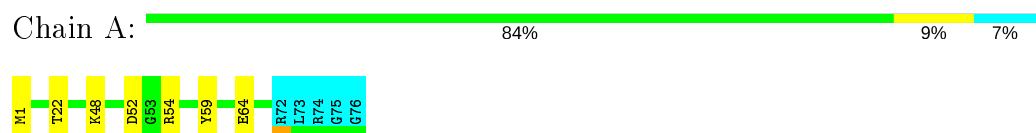
## 4.2.556 Score per residue for model 556

- Molecule 1: Ubiquitin



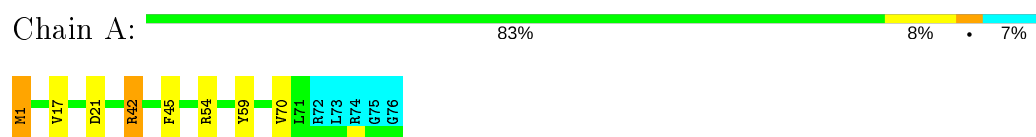
## 4.2.557 Score per residue for model 557

- Molecule 1: Ubiquitin



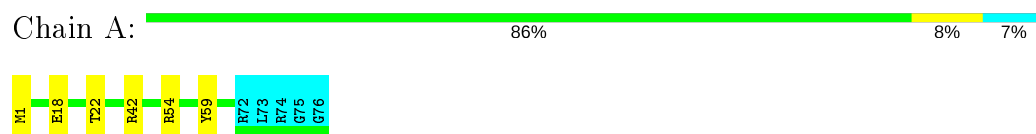
## 4.2.558 Score per residue for model 558

- Molecule 1: Ubiquitin



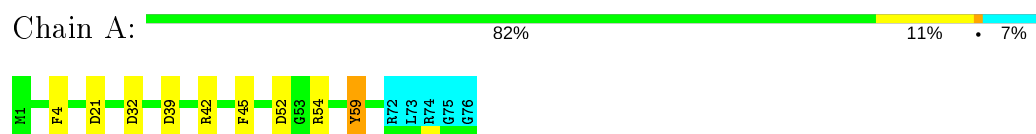
## 4.2.559 Score per residue for model 559

- Molecule 1: Ubiquitin



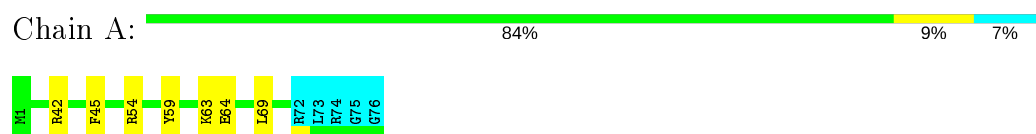
## 4.2.560 Score per residue for model 560

- Molecule 1: Ubiquitin



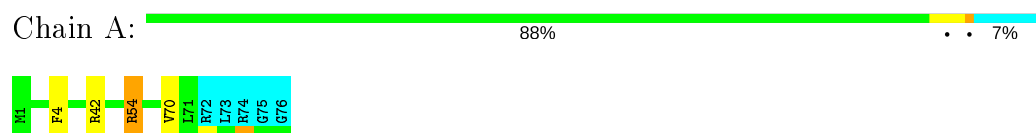
## 4.2.561 Score per residue for model 561

- Molecule 1: Ubiquitin



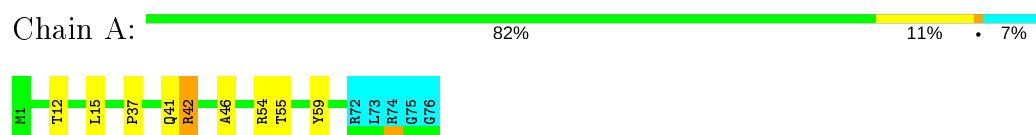
## 4.2.562 Score per residue for model 562

- Molecule 1: Ubiquitin



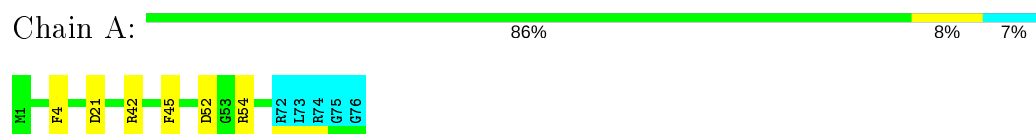
#### 4.2.563 Score per residue for model 563

- Molecule 1: Ubiquitin



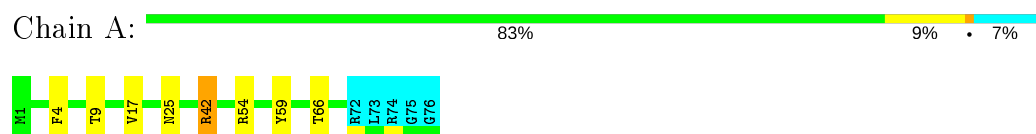
#### 4.2.564 Score per residue for model 564

- Molecule 1: Ubiquitin



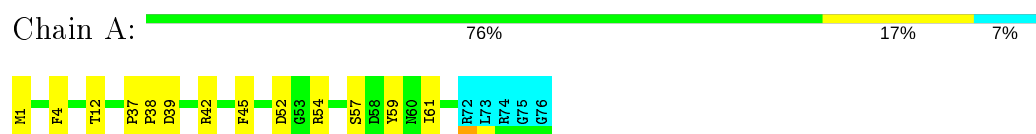
#### 4.2.565 Score per residue for model 565

- Molecule 1: Ubiquitin



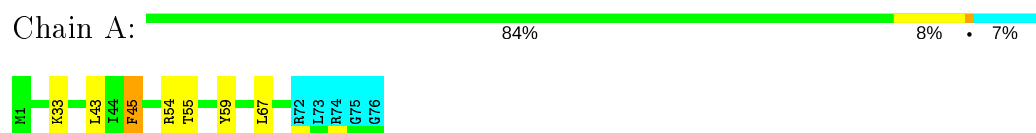
#### 4.2.566 Score per residue for model 566

- Molecule 1: Ubiquitin



#### 4.2.567 Score per residue for model 567

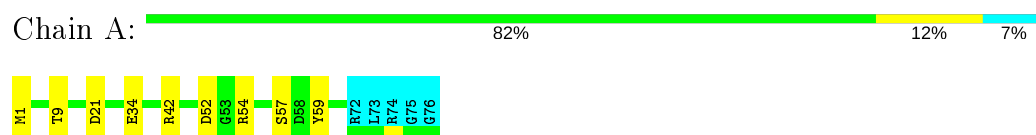
- Molecule 1: Ubiquitin





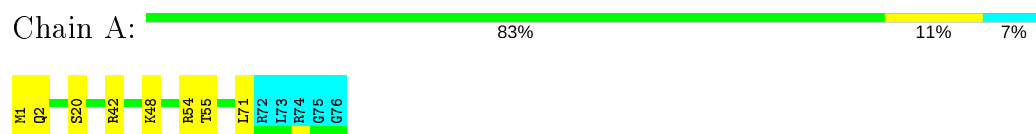
## 4.2.568 Score per residue for model 568

- Molecule 1: Ubiquitin



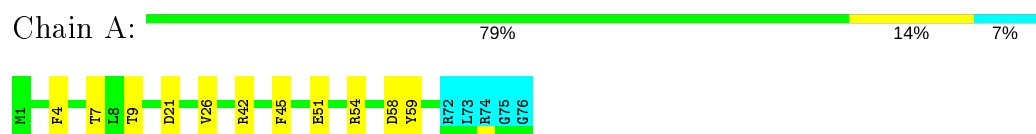
## 4.2.569 Score per residue for model 569

- Molecule 1: Ubiquitin



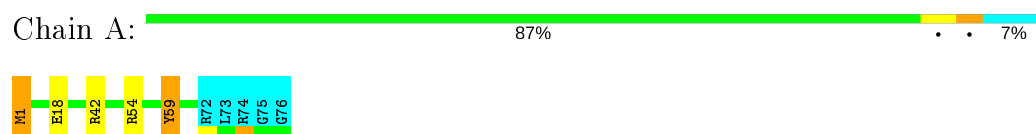
## 4.2.570 Score per residue for model 570

- Molecule 1: Ubiquitin



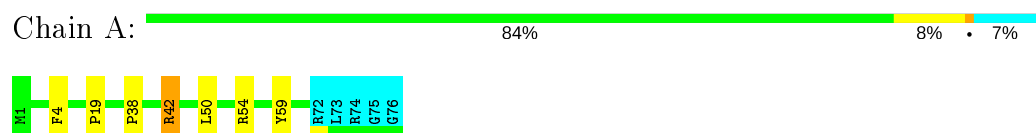
## 4.2.571 Score per residue for model 571

- Molecule 1: Ubiquitin



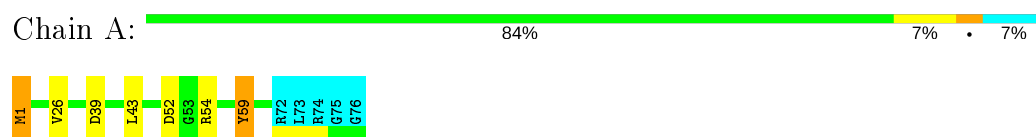
## 4.2.572 Score per residue for model 572

- Molecule 1: Ubiquitin



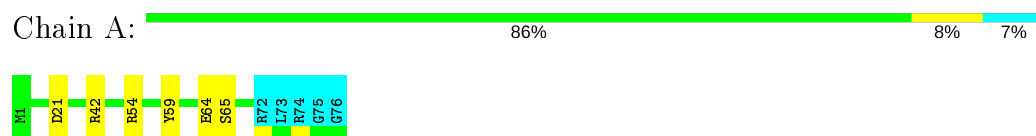
#### 4.2.573 Score per residue for model 573

- Molecule 1: Ubiquitin



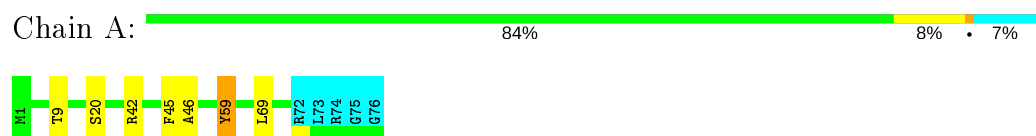
#### 4.2.574 Score per residue for model 574

- Molecule 1: Ubiquitin



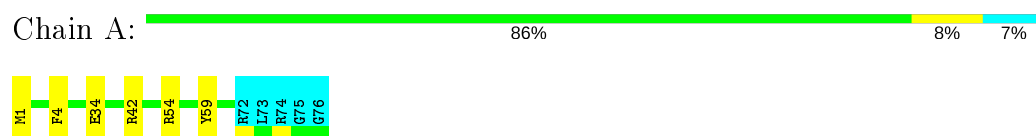
#### 4.2.575 Score per residue for model 575

- Molecule 1: Ubiquitin



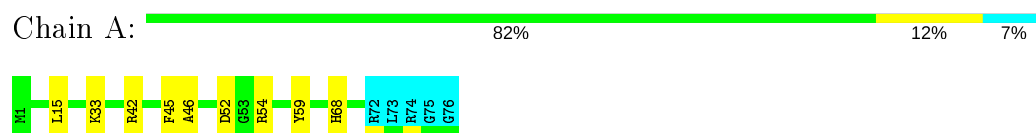
#### 4.2.576 Score per residue for model 576

- Molecule 1: Ubiquitin



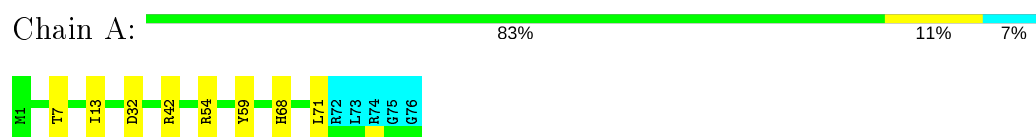
#### 4.2.577 Score per residue for model 577

- Molecule 1: Ubiquitin



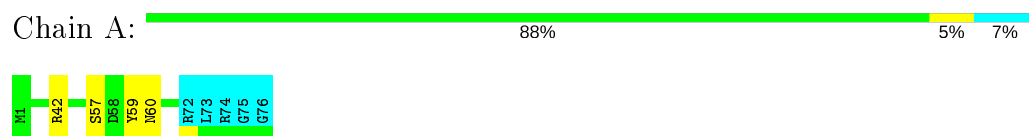
## 4.2.578 Score per residue for model 578

- Molecule 1: Ubiquitin



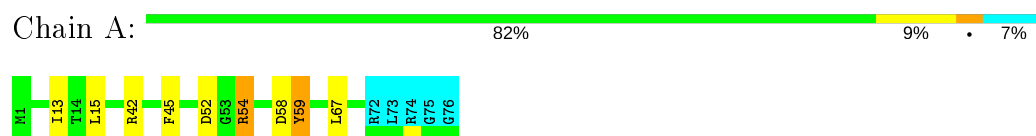
## 4.2.579 Score per residue for model 579

- Molecule 1: Ubiquitin



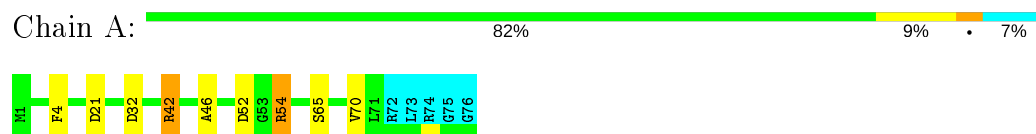
## 4.2.580 Score per residue for model 580

- Molecule 1: Ubiquitin



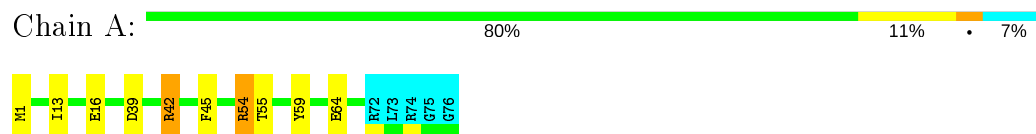
## 4.2.581 Score per residue for model 581

- Molecule 1: Ubiquitin



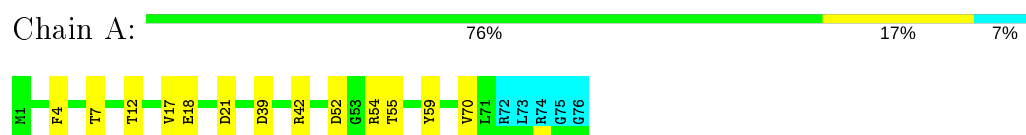
## 4.2.582 Score per residue for model 582

- Molecule 1: Ubiquitin



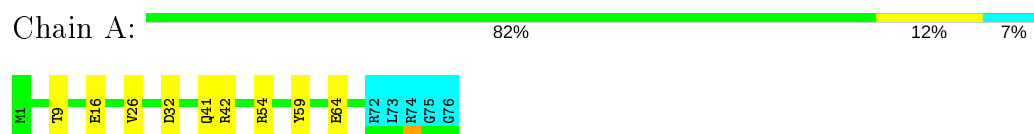
## 4.2.583 Score per residue for model 583

- Molecule 1: Ubiquitin



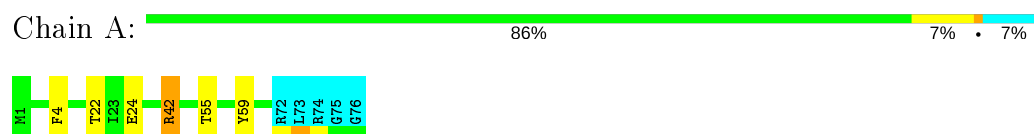
## 4.2.584 Score per residue for model 584

- Molecule 1: Ubiquitin



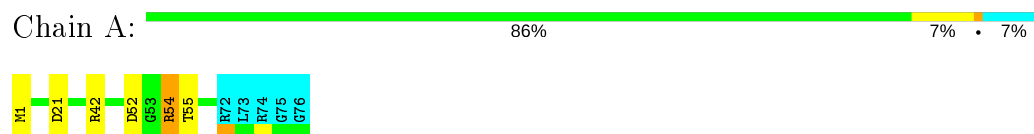
## 4.2.585 Score per residue for model 585

- Molecule 1: Ubiquitin



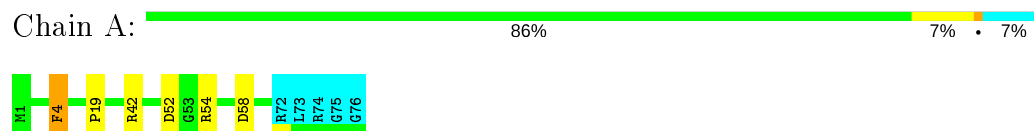
## 4.2.586 Score per residue for model 586

- Molecule 1: Ubiquitin



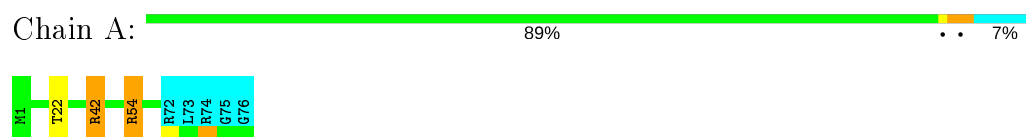
## 4.2.587 Score per residue for model 587

- Molecule 1: Ubiquitin



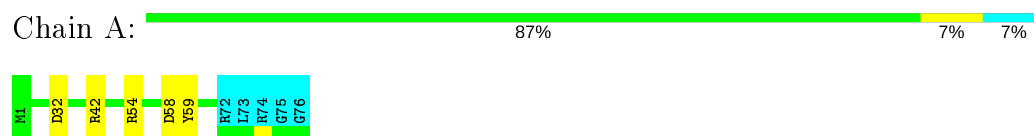
#### 4.2.588 Score per residue for model 588

- Molecule 1: Ubiquitin



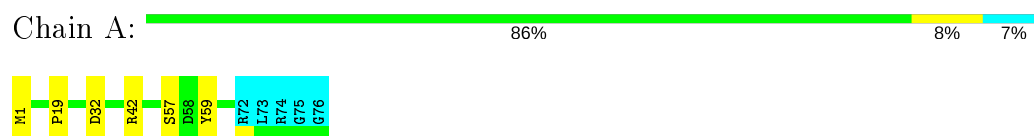
#### 4.2.589 Score per residue for model 589

- Molecule 1: Ubiquitin



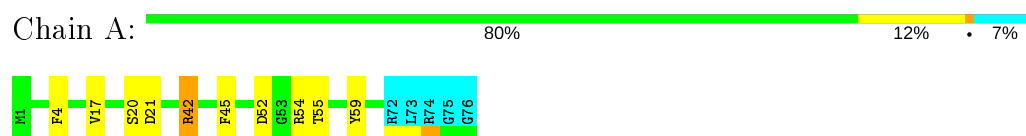
#### 4.2.590 Score per residue for model 590

- Molecule 1: Ubiquitin



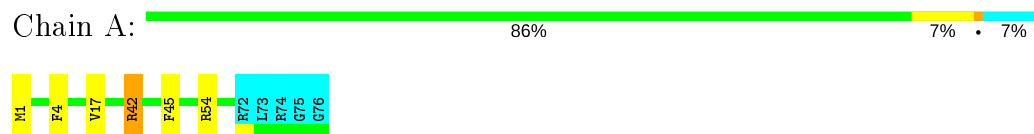
#### 4.2.591 Score per residue for model 591

- Molecule 1: Ubiquitin



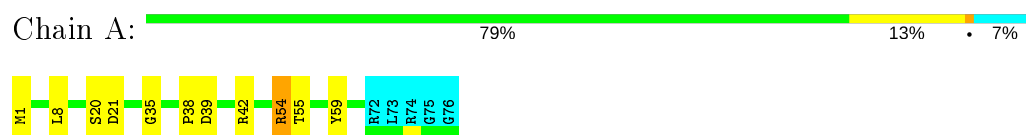
#### 4.2.592 Score per residue for model 592

- Molecule 1: Ubiquitin



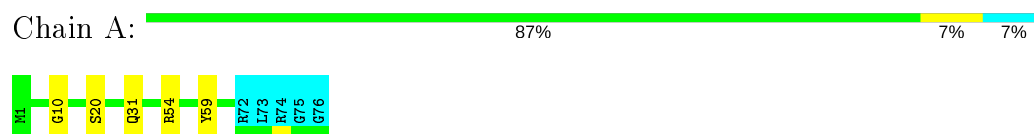
#### 4.2.593 Score per residue for model 593

- Molecule 1: Ubiquitin



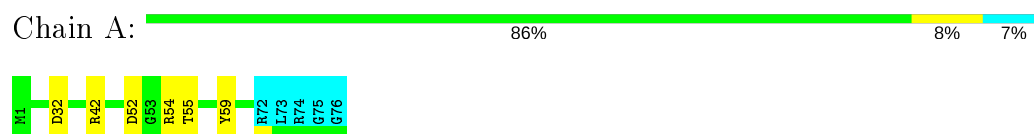
#### 4.2.594 Score per residue for model 594

- Molecule 1: Ubiquitin



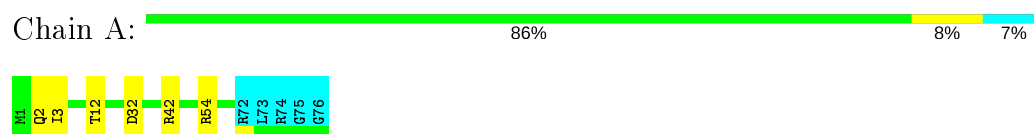
#### 4.2.595 Score per residue for model 595

- Molecule 1: Ubiquitin



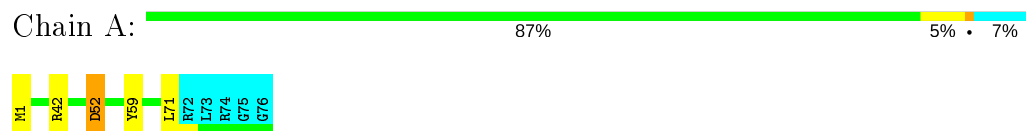
#### 4.2.596 Score per residue for model 596

- Molecule 1: Ubiquitin



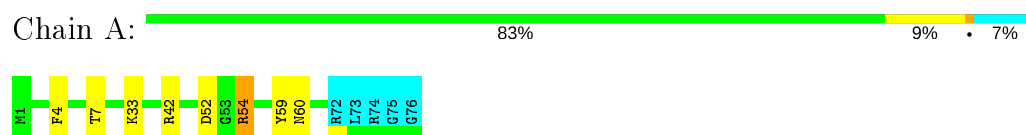
#### 4.2.597 Score per residue for model 597

- Molecule 1: Ubiquitin



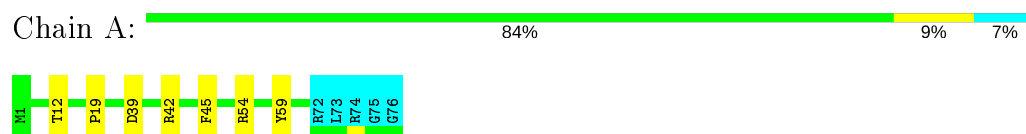
#### 4.2.598 Score per residue for model 598

- Molecule 1: Ubiquitin



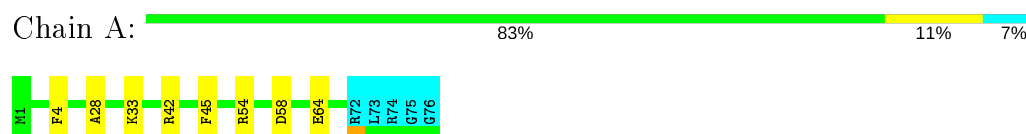
#### 4.2.599 Score per residue for model 599

- Molecule 1: Ubiquitin



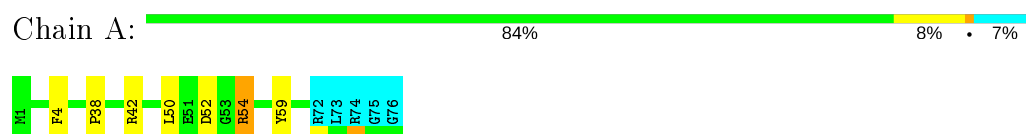
#### 4.2.600 Score per residue for model 600

- Molecule 1: Ubiquitin



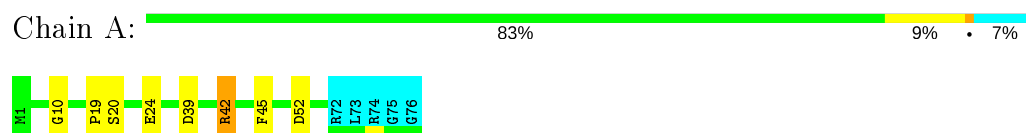
#### 4.2.601 Score per residue for model 601

- Molecule 1: Ubiquitin



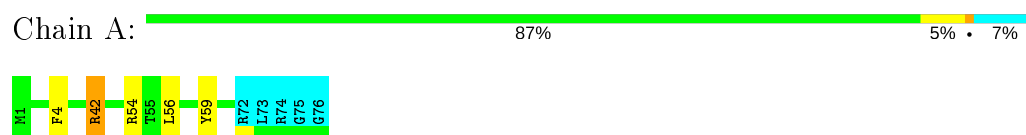
#### 4.2.602 Score per residue for model 602

- Molecule 1: Ubiquitin



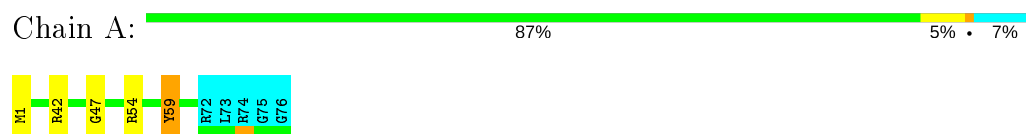
#### 4.2.603 Score per residue for model 603

- Molecule 1: Ubiquitin



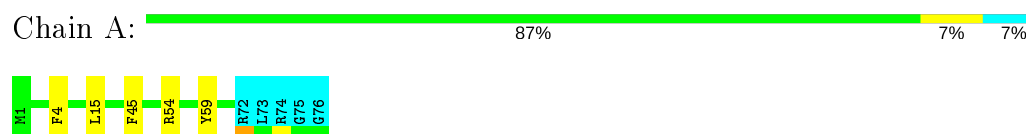
#### 4.2.604 Score per residue for model 604

- Molecule 1: Ubiquitin



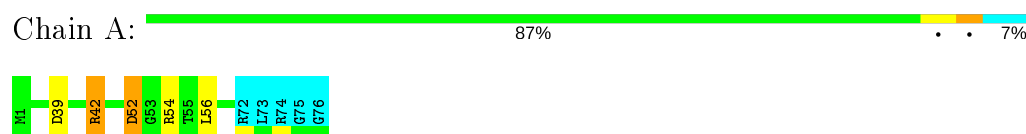
#### 4.2.605 Score per residue for model 605

- Molecule 1: Ubiquitin



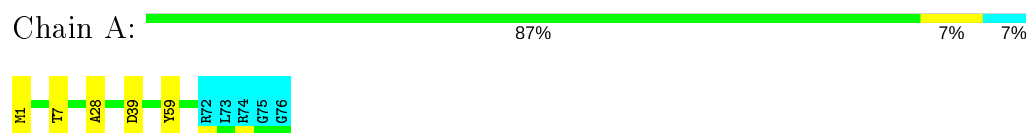
#### 4.2.606 Score per residue for model 606

- Molecule 1: Ubiquitin



#### 4.2.607 Score per residue for model 607

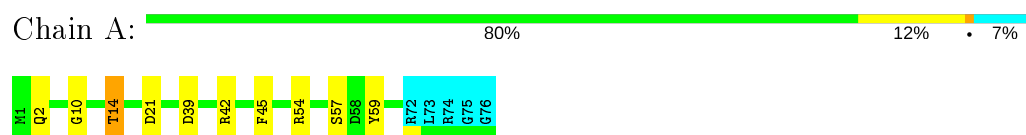
- Molecule 1: Ubiquitin





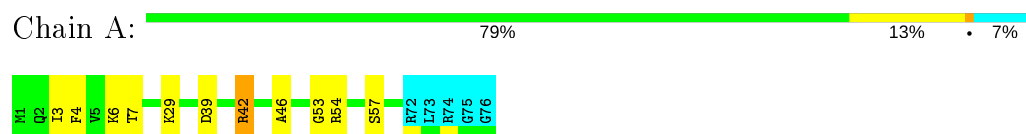
## 4.2.608 Score per residue for model 608

- Molecule 1: Ubiquitin



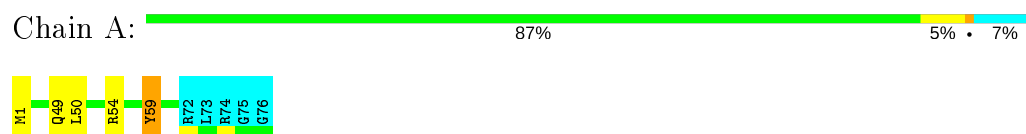
## 4.2.609 Score per residue for model 609

- Molecule 1: Ubiquitin



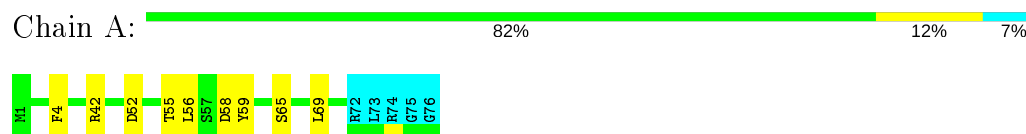
## 4.2.610 Score per residue for model 610

- Molecule 1: Ubiquitin



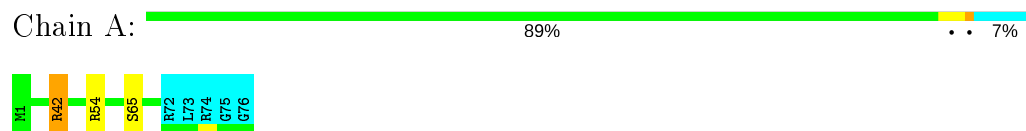
## 4.2.611 Score per residue for model 611

- Molecule 1: Ubiquitin



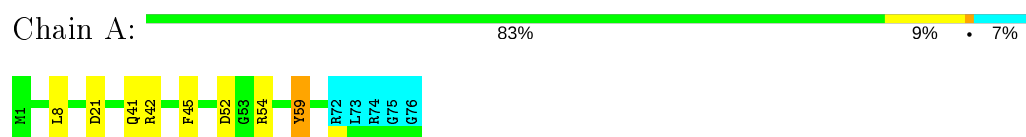
## 4.2.612 Score per residue for model 612

- Molecule 1: Ubiquitin



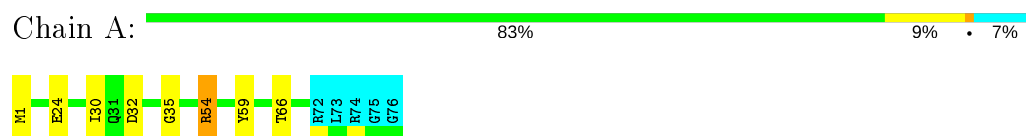
#### 4.2.613 Score per residue for model 613

- Molecule 1: Ubiquitin



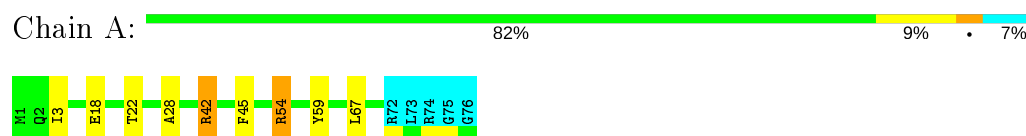
#### 4.2.614 Score per residue for model 614

- Molecule 1: Ubiquitin



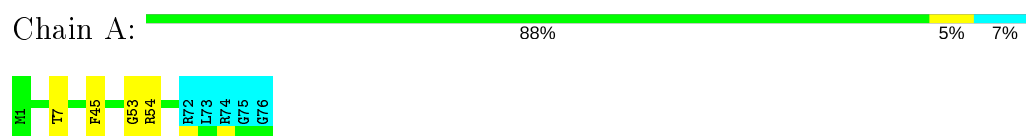
#### 4.2.615 Score per residue for model 615

- Molecule 1: Ubiquitin



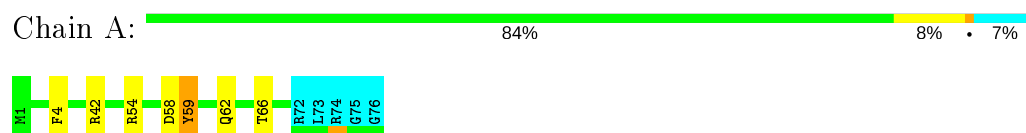
#### 4.2.616 Score per residue for model 616

- Molecule 1: Ubiquitin



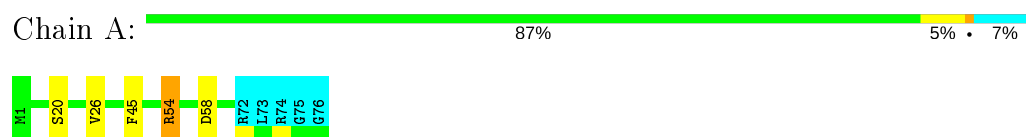
#### 4.2.617 Score per residue for model 617

- Molecule 1: Ubiquitin



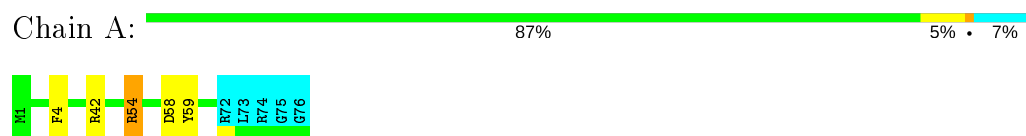
#### 4.2.618 Score per residue for model 618

- Molecule 1: Ubiquitin



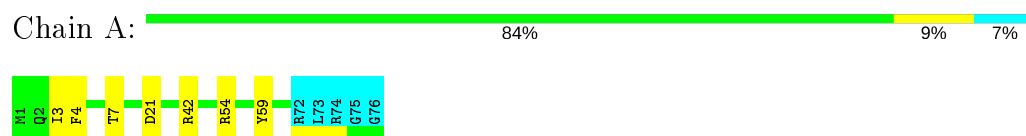
#### 4.2.619 Score per residue for model 619

- Molecule 1: Ubiquitin



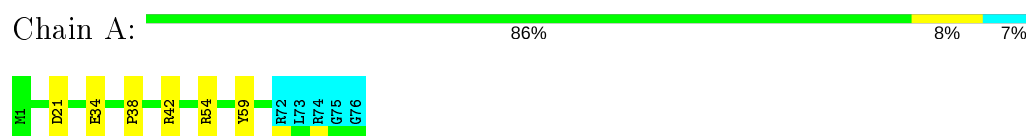
#### 4.2.620 Score per residue for model 620

- Molecule 1: Ubiquitin



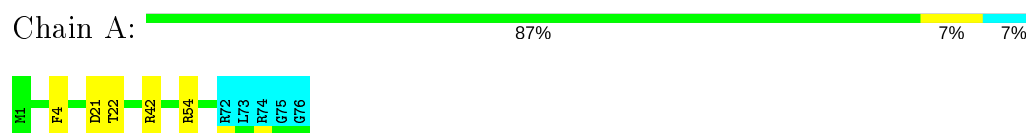
#### 4.2.621 Score per residue for model 621

- Molecule 1: Ubiquitin



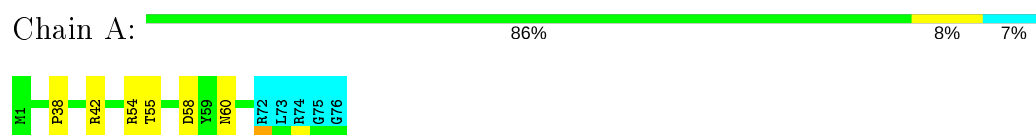
#### 4.2.622 Score per residue for model 622

- Molecule 1: Ubiquitin



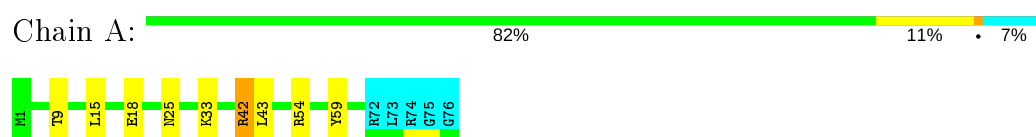
## 4.2.623 Score per residue for model 623

- Molecule 1: Ubiquitin



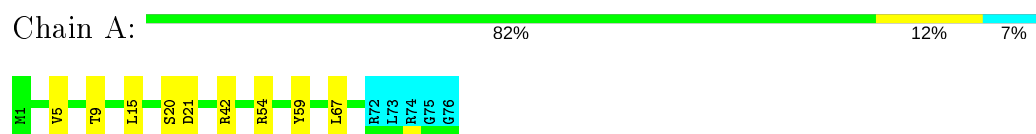
## 4.2.624 Score per residue for model 624

- Molecule 1: Ubiquitin



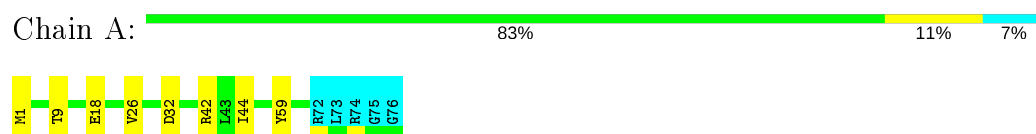
## 4.2.625 Score per residue for model 625

- Molecule 1: Ubiquitin



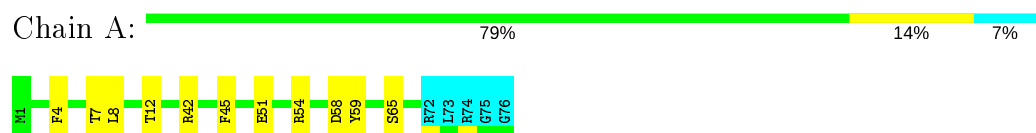
## 4.2.626 Score per residue for model 626

- Molecule 1: Ubiquitin



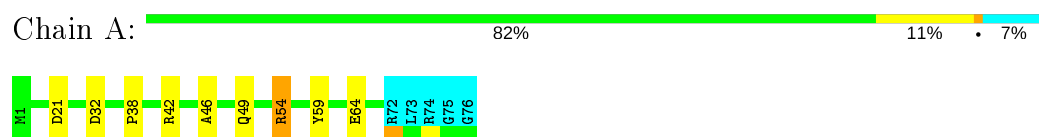
## 4.2.627 Score per residue for model 627

- Molecule 1: Ubiquitin



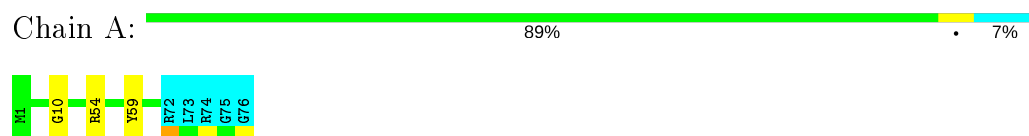
## 4.2.628 Score per residue for model 628

- Molecule 1: Ubiquitin



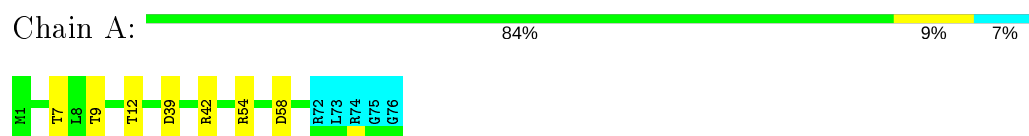
## 4.2.629 Score per residue for model 629

- Molecule 1: Ubiquitin



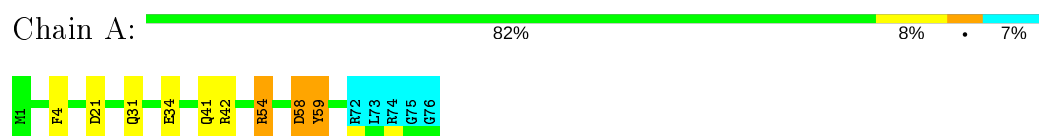
## 4.2.630 Score per residue for model 630

- Molecule 1: Ubiquitin



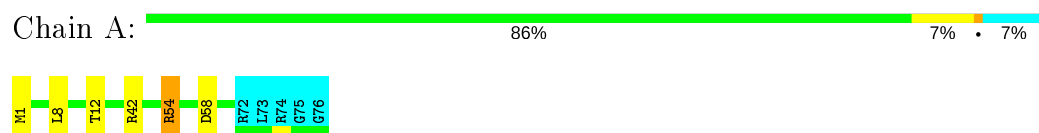
## 4.2.631 Score per residue for model 631

- Molecule 1: Ubiquitin



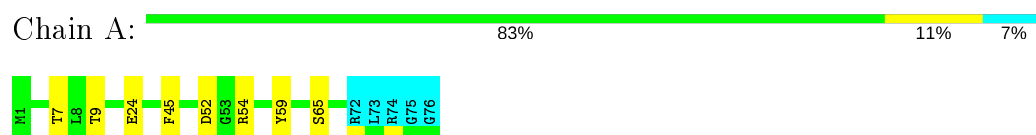
## 4.2.632 Score per residue for model 632

- Molecule 1: Ubiquitin



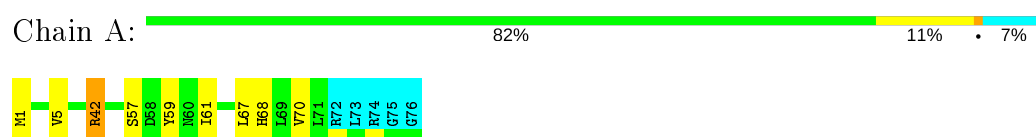
#### 4.2.633 Score per residue for model 633

- Molecule 1: Ubiquitin



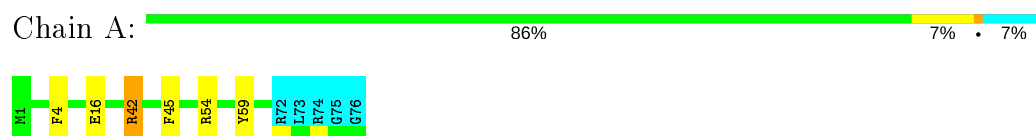
#### 4.2.634 Score per residue for model 634

- Molecule 1: Ubiquitin



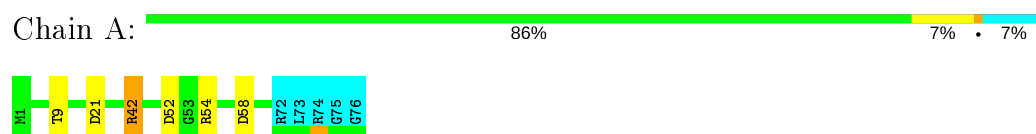
#### 4.2.635 Score per residue for model 635

- Molecule 1: Ubiquitin



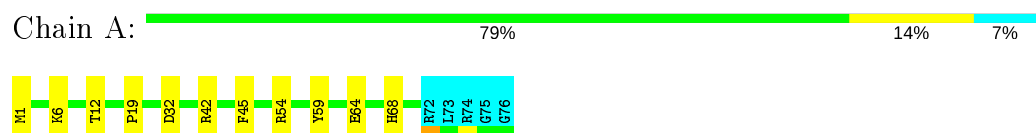
#### 4.2.636 Score per residue for model 636

- Molecule 1: Ubiquitin



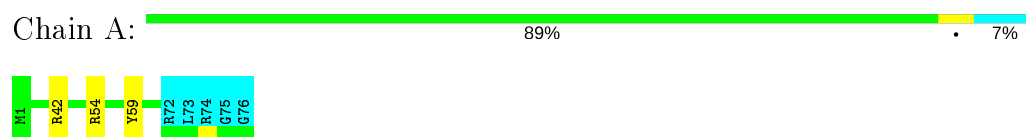
#### 4.2.637 Score per residue for model 637

- Molecule 1: Ubiquitin



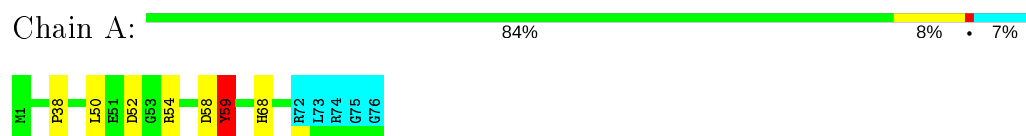
#### 4.2.638 Score per residue for model 638

- Molecule 1: Ubiquitin



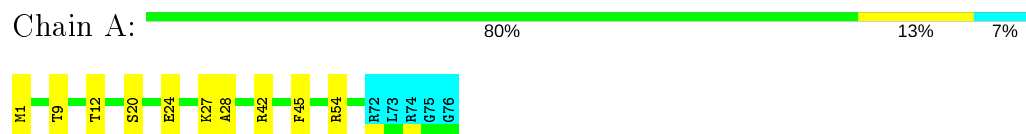
#### 4.2.639 Score per residue for model 639

- Molecule 1: Ubiquitin



#### 4.2.640 Score per residue for model 640

- Molecule 1: Ubiquitin



## 5 Refinement protocol and experimental data overview (i)

The models were refined using the following method: *simulated annealing, molecular dynamics*.

Of the 640 calculated structures, 640 were deposited, based on the following criterion: *all calculated structures submitted*.

The following table shows the software used for structure solution, optimisation and refinement.

Software name	Classification	Version
CHARMM	structure solution	c34b1
CHARMM	refinement	c34b1

No chemical shift data was provided. No validations of the models with respect to experimental NMR restraints is performed at this time.

COVALENT-GEOMETRY INFOmissingINFO

### 5.1 Too-close contacts (i)

In the following table, the Non-H and H(model) columns list the number of non-hydrogen atoms and hydrogen atoms in each chain respectively. The H(added) column lists the number of hydrogen atoms added and optimized by MolProbity. The Clashes column lists the number of clashes averaged over the ensemble.

Mol	Chain	Non-H	H(model)	H(added)	Clashes
1	A	563	586	586	0±0
All	All	360320	375040	375040	61

The all-atom clashscore is defined as the number of clashes found per 1000 atoms (including hydrogen atoms). The all-atom clashscore for this structure is 0.

All unique clashes are listed below, sorted by their clash magnitude.

Atom-1	Atom-2	Clash(Å)	Distance(Å)	Models	
				Worst	Total
1:A:3:ILE:HD12	1:A:67:LEU:HD22	0.59	1.74	483	1
1:A:23:ILE:HG23	1:A:43:LEU:HD12	0.54	1.77	267	2
1:A:22:THR:O	1:A:26:VAL:HG23	0.53	2.04	359	3
1:A:30:ILE:HG21	1:A:69:LEU:HD22	0.51	1.83	30	1
1:A:23:ILE:HD13	1:A:56:LEU:HD12	0.50	1.82	533	1
1:A:18:GLU:O	1:A:56:LEU:HD12	0.49	2.08	4	1
1:A:36:ILE:HD13	1:A:71:LEU:HD11	0.49	1.84	226	2
1:A:15:LEU:HD22	1:A:29:LYS:HG2	0.49	1.85	451	1
1:A:50:LEU:HD22	1:A:59:TYR:CG	0.48	2.44	70	2

*Continued on next page...*



Continued from previous page...

Atom-1	Atom-2	Clash(Å)	Distance(Å)	Models	
				Worst	Total
1:A:22:THR:HA	1:A:55:THR:HA	0.47	1.86	369	3
1:A:51:GLU:CD	1:A:54:ARG:HE	0.47	2.12	544	1
1:A:23:ILE:HB	1:A:52:ASP:HA	0.47	1.87	497	1
1:A:15:LEU:HD21	1:A:30:ILE:HG13	0.47	1.86	13	1
1:A:50:LEU:HD22	1:A:59:TYR:CD2	0.47	2.45	251	3
1:A:44:ILE:HD12	1:A:70:VAL:HG21	0.46	1.86	300	6
1:A:56:LEU:HD23	1:A:61:ILE:HD12	0.46	1.88	311	1
1:A:26:VAL:HG21	1:A:56:LEU:HD11	0.46	1.88	387	1
1:A:61:ILE:HG21	1:A:67:LEU:HD21	0.45	1.88	436	1
1:A:45:PHE:CE2	1:A:61:ILE:HG12	0.45	2.47	238	1
1:A:45:PHE:HB3	1:A:50:LEU:HD21	0.45	1.89	524	1
1:A:43:LEU:HD21	1:A:67:LEU:HD23	0.45	1.88	567	1
1:A:8:LEU:HD11	1:A:71:LEU:H	0.44	1.73	174	1
1:A:61:ILE:HG21	1:A:67:LEU:HD11	0.44	1.90	311	1
1:A:6:LYS:HB2	1:A:68:HIS:CD2	0.43	2.48	384	2
1:A:54:ARG:HH11	1:A:58:ASP:CG	0.43	2.16	371	1
1:A:3:ILE:HD12	1:A:67:LEU:HD13	0.43	1.90	460	1
1:A:17:VAL:HG21	1:A:56:LEU:CD2	0.43	2.44	449	1
1:A:5:VAL:CG1	1:A:69:LEU:HB2	0.43	2.43	191	1
1:A:42:ARG:HB2	1:A:70:VAL:HG23	0.42	1.90	241	3
1:A:43:LEU:CD2	1:A:69:LEU:HD13	0.42	2.44	319	1
1:A:7:THR:HG22	1:A:69:LEU:HD23	0.42	1.91	402	3
1:A:69:LEU:HD23	1:A:69:LEU:C	0.42	2.35	238	1
1:A:50:LEU:HD11	1:A:67:LEU:HD22	0.42	1.91	539	1
1:A:13:ILE:HD12	1:A:33:LYS:HG2	0.41	1.92	428	1
1:A:61:ILE:HD13	1:A:67:LEU:HD21	0.41	1.93	634	1
1:A:50:LEU:HD22	1:A:59:TYR:CD1	0.41	2.50	639	2
1:A:36:ILE:H	1:A:36:ILE:HD12	0.41	1.76	46	1
1:A:56:LEU:HG	1:A:61:ILE:HD12	0.41	1.93	226	1
1:A:15:LEU:HD22	1:A:29:LYS:HB3	0.41	1.91	475	1
1:A:45:PHE:HB2	1:A:67:LEU:HD22	0.40	1.92	261	1
1:A:43:LEU:C	1:A:44:ILE:HD12	0.40	2.37	188	1

## 5.2 Torsion angles [i](#)

### 5.2.1 Protein backbone [i](#)

In the following table, the Percentiles column shows the percent Ramachandran outliers of the chain as a percentile score with respect to all PDB entries followed by that with respect to all NMR entries. The Analysed column shows the number of residues for which the backbone conformation was analysed and the total number of residues.

Mol	Chain	Analysed	Favoured	Allowed	Outliers	Percentiles
1	A	0	-	-	-	-
All	All	25340/48640 (52%)	24740 (98%)	533 (2%)	67 (0%)	44 80

All 11 unique Ramachandran outliers are listed below. They are sorted by the frequency of occurrence in the ensemble.

Mol	Chain	Res	Type	Models (Total)
1	A	63	LYS	15
1	A	37	PRO	9
1	A	50	LEU	9
1	A	11	LYS	9
1	A	7	THR	8
1	A	52	ASP	7
1	A	46	ALA	4
1	A	19	PRO	2
1	A	60	ASN	2
1	A	64	GLU	1
1	A	8	LEU	1

### 5.2.2 Protein sidechains [i](#)

In the following table, the Percentiles column shows the percent sidechain outliers of the chain as a percentile score with respect to all PDB entries followed by that with respect to all NMR entries. The Analysed column shows the number of residues for which the sidechain conformation was analysed and the total number of residues.

Mol	Chain	Analysed	Rotameric	Outliers	Percentiles
1	A	65/68 (96%)	64±1 (99±1%)	1±1 (1±1%)	74 96
All	All	41600/43520 (96%)	41130 (99%)	470 (1%)	74 96

All 50 unique residues with a non-rotameric sidechain are listed below. They are sorted by the frequency of occurrence in the ensemble.

Mol	Chain	Res	Type	Models (Total)
1	A	52	ASP	57
1	A	38	PRO	49
1	A	1	MET	39
1	A	19	PRO	21
1	A	17	VAL	19
1	A	39	ASP	16
1	A	37	PRO	16
1	A	70	VAL	16

*Continued on next page...*

*Continued from previous page...*

Mol	Chain	Res	Type	Models (Total)
1	A	65	SER	13
1	A	71	LEU	13
1	A	67	LEU	12
1	A	13	ILE	12
1	A	63	LYS	11
1	A	59	TYR	10
1	A	48	LYS	10
1	A	2	GLN	9
1	A	20	SER	9
1	A	49	GLN	8
1	A	68	HIS	8
1	A	7	THR	8
1	A	8	LEU	8
1	A	14	THR	8
1	A	29	LYS	7
1	A	11	LYS	7
1	A	21	ASP	6
1	A	57	SER	6
1	A	62	GLN	6
1	A	32	ASP	5
1	A	45	PHE	4
1	A	12	THR	4
1	A	9	THR	4
1	A	42	ARG	4
1	A	60	ASN	4
1	A	58	ASP	4
1	A	69	LEU	4
1	A	33	LYS	4
1	A	23	ILE	3
1	A	31	GLN	3
1	A	36	ILE	3
1	A	15	LEU	3
1	A	56	LEU	3
1	A	6	LYS	2
1	A	25	ASN	2
1	A	50	LEU	2
1	A	44	ILE	2
1	A	54	ARG	2
1	A	64	GLU	1
1	A	40	GLN	1
1	A	18	GLU	1
1	A	41	GLN	1

### 5.2.3 RNA [i](#)

There are no RNA molecules in this entry.

### 5.3 Non-standard residues in protein, DNA, RNA chains [i](#)

There are no non-standard protein/DNA/RNA residues in this entry.

### 5.4 Carbohydrates [i](#)

There are no carbohydrates in this entry.

### 5.5 Ligand geometry [i](#)

There are no ligands in this entry.

### 5.6 Other polymers [i](#)

There are no such molecules in this entry.

### 5.7 Polymer linkage issues [i](#)

There are no chain breaks in this entry.

## 6 Chemical shift validation

No chemical shift data were provided