



Full wwPDB X-ray Structure Validation Report ⓘ

Aug 28, 2023 – 03:46 AM EDT

PDB ID : 3L71
Title : Cytochrome BC1 complex from chicken with azoxystrobin bound
Authors : Huang, L.; Berry, E.A.
Deposited on : 2009-12-27
Resolution : 2.84 Å(reported)

This is a Full wwPDB X-ray Structure Validation Report for a publicly released PDB entry.

We welcome your comments at validation@mail.wwpdb.org

A user guide is available at

<https://www.wwpdb.org/validation/2017/XrayValidationReportHelp>

with specific help available everywhere you see the ⓘ symbol.

The types of validation reports are described at

<http://www.wwpdb.org/validation/2017/FAQs#types>.

The following versions of software and data (see [references ⓘ](#)) were used in the production of this report:

MolProbity : 4.02b-467
Mogul : 1.8.5 (274361), CSD as541be (2020)
Xtriage (Phenix) : 1.13
EDS : 2.35
buster-report : 1.1.7 (2018)
Percentile statistics : 20191225.v01 (using entries in the PDB archive December 25th 2019)
Refmac : 5.8.0158
CCP4 : 7.0.044 (Gargrove)
Ideal geometry (proteins) : Engh & Huber (2001)
Ideal geometry (DNA, RNA) : Parkinson et al. (1996)
Validation Pipeline (wwPDB-VP) : 2.35

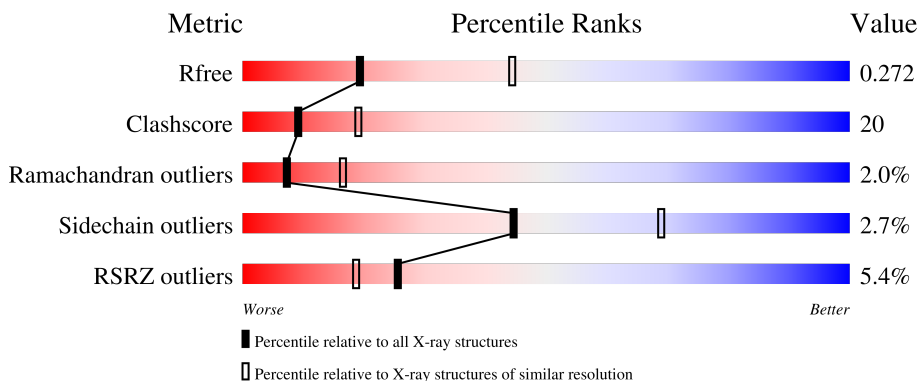
1 Overall quality at a glance

The following experimental techniques were used to determine the structure:

X-RAY DIFFRACTION

The reported resolution of this entry is 2.84 Å.

Percentile scores (ranging between 0-100) for global validation metrics of the entry are shown in the following graphic. The table shows the number of entries on which the scores are based.



Metric	Whole archive (#Entries)	Similar resolution (#Entries, resolution range(Å))
R_{free}	130704	1031 (2.86-2.82)
Clashscore	141614	1078 (2.86-2.82)
Ramachandran outliers	138981	1050 (2.86-2.82)
Sidechain outliers	138945	1051 (2.86-2.82)
RSRZ outliers	127900	1019 (2.86-2.82)

The table below summarises the geometric issues observed across the polymeric chains and their fit to the electron density. The red, orange, yellow and green segments of the lower bar indicate the fraction of residues that contain outliers for ≥ 3 , 2, 1 and 0 types of geometric quality criteria respectively. A grey segment represents the fraction of residues that are not modelled. The numeric value for each fraction is indicated below the corresponding segment, with a dot representing fractions $\leq 5\%$. The upper red bar (where present) indicates the fraction of residues that have poor fit to the electron density. The numeric value is given above the bar.

Mol	Chain	Length	Quality of chain
1	A	446	 3% 65% 32%
1	N	446	 3% 60% 36%
2	B	441	 5% 51% 40% 5%
2	O	441	 4% 54% 37%
3	C	380	 2% 78% 21%

Continued on next page...

Continued from previous page...

Mol	Chain	Length	Quality of chain
3	P	380	
4	D	241	
4	Q	241	
5	E	196	
5	R	196	
6	F	110	
6	S	110	
7	G	81	
7	T	81	
8	H	77	
8	U	77	
9	I	47	
9	V	47	
10	J	61	
10	W	61	

The following table lists non-polymeric compounds, carbohydrate monomers and non-standard residues in protein, DNA, RNA chains that are outliers for geometric or electron-density-fit criteria:

Mol	Type	Chain	Res	Chirality	Geometry	Clashes	Electron density
11	PEE	N	3008	-	X	-	-
14	UQ	P	3002	-	-	-	X
18	BOG	Q	3091	-	-	-	X
19	FES	E	501	-	-	X	-
19	FES	R	501	-	-	X	-

2 Entry composition [i](#)

There are 20 unique types of molecules in this entry. The entry contains 32655 atoms, of which 0 are hydrogens and 0 are deuteriums.

In the tables below, the ZeroOcc column contains the number of atoms modelled with zero occupancy, the AltConf column contains the number of residues with at least one atom in alternate conformation and the Trace column contains the number of residues modelled with at most 2 atoms.

- Molecule 1 is a protein called Mitochondrial ubiquinol-cytochrome-c reductase complex core protein i.

Mol	Chain	Residues	Atoms					ZeroOcc	AltConf	Trace
			Total	C	N	O	S			
1	A	444	Total	C	N	O	S	0	0	0
			3447	2160	607	659	21			
1	N	442	Total	C	N	O	S	0	0	0
			3437	2154	605	657	21			

- Molecule 2 is a protein called Mitochondrial ubiquinol-cytochrome-c reductase complex core protein 2.

Mol	Chain	Residues	Atoms					ZeroOcc	AltConf	Trace
			Total	C	N	O	S			
2	B	420	Total	C	N	O	S	0	0	0
			3133	1968	544	612	9			
2	O	422	Total	C	N	O	S	0	0	0
			3147	1977	546	614	10			

- Molecule 3 is a protein called Cytochrome b.

Mol	Chain	Residues	Atoms					ZeroOcc	AltConf	Trace
			Total	C	N	O	S			
3	C	380	Total	C	N	O	S	0	0	0
			3017	2022	478	505	12			
3	P	379	Total	C	N	O	S	0	0	0
			3012	2019	477	504	12			

- Molecule 4 is a protein called Mitochondrial cytochrome c1, heme protein.

Mol	Chain	Residues	Atoms					ZeroOcc	AltConf	Trace
			Total	C	N	O	S			
4	D	241	Total	C	N	O	S	0	0	0
			1898	1212	327	347	12			
4	Q	241	Total	C	N	O	S	0	0	0
			1898	1212	327	347	12			

- Molecule 5 is a protein called Cytochrome b-c1 complex subunit Rieske, mitochondrial.

Mol	Chain	Residues	Atoms					ZeroOcc	AltConf	Trace
5	E	196	Total	C	N	O	S	0	0	0
			1513	952	263	292	6			
5	R	196	Total	C	N	O	S	0	0	0
			1509	950	263	290	6			

- Molecule 6 is a protein called Mitochondrial ubiquinol-cytochrome c reductase 14 kda protein.

Mol	Chain	Residues	Atoms					ZeroOcc	AltConf	Trace
6	F	101	Total	C	N	O	S	0	0	0
			891	570	159	159	3			
6	S	101	Total	C	N	O	S	0	0	0
			891	570	159	159	3			

- Molecule 7 is a protein called Mitochondrial ubiquinol-cytochrome c reductase ubiquinone-binding protein qp-c.

Mol	Chain	Residues	Atoms				ZeroOcc	AltConf	Trace
7	G	80	Total	C	N	O	0	0	0
			672	437	119	116			
7	T	79	Total	C	N	O	0	0	0
			662	432	117	113			

- Molecule 8 is a protein called Mitochondrial ubiquinol-cytochrome c reductase 11 kda protein, complex iii subunit viii.

Mol	Chain	Residues	Atoms					ZeroOcc	AltConf	Trace
8	H	70	Total	C	N	O	S	0	0	0
			574	350	105	114	5			
8	U	67	Total	C	N	O	S	0	0	0
			553	338	103	107	5			

- Molecule 9 is a protein called Cytochrome b-c1 complex subunit Rieske, mitochondrial.

Mol	Chain	Residues	Atoms					ZeroOcc	AltConf	Trace
9	I	46	Total	C	N	O	S	0	0	0
			287	171	58	56	2			
9	V	43	Total	C	N	O	S	0	0	0
			277	167	55	53	2			

There are 30 discrepancies between the modelled and reference sequences:

Chain	Residue	Modelled	Actual	Comment	Reference
I	28	UNK	-	insertion	UNP Q5ZLR5

Continued on next page...

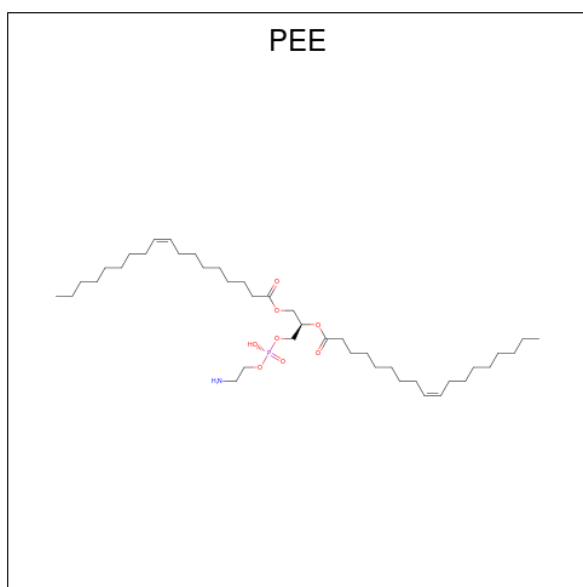
Continued from previous page...

Chain	Residue	Modelled	Actual	Comment	Reference
I	29	UNK	-	insertion	UNP Q5ZLR5
I	30	UNK	-	insertion	UNP Q5ZLR5
I	31	UNK	-	insertion	UNP Q5ZLR5
I	32	UNK	-	insertion	UNP Q5ZLR5
I	33	UNK	-	insertion	UNP Q5ZLR5
I	34	UNK	-	insertion	UNP Q5ZLR5
I	35	UNK	-	insertion	UNP Q5ZLR5
I	36	UNK	-	insertion	UNP Q5ZLR5
I	37	UNK	-	insertion	UNP Q5ZLR5
I	38	UNK	-	insertion	UNP Q5ZLR5
I	39	UNK	-	insertion	UNP Q5ZLR5
I	40	UNK	-	insertion	UNP Q5ZLR5
I	41	UNK	-	insertion	UNP Q5ZLR5
I	42	UNK	-	insertion	UNP Q5ZLR5
V	25	UNK	-	insertion	UNP Q5ZLR5
V	26	UNK	-	insertion	UNP Q5ZLR5
V	27	UNK	-	insertion	UNP Q5ZLR5
V	28	UNK	-	insertion	UNP Q5ZLR5
V	29	UNK	-	insertion	UNP Q5ZLR5
V	30	UNK	-	insertion	UNP Q5ZLR5
V	31	UNK	-	insertion	UNP Q5ZLR5
V	32	UNK	-	insertion	UNP Q5ZLR5
V	33	UNK	-	insertion	UNP Q5ZLR5
V	35	UNK	-	insertion	UNP Q5ZLR5
V	36	UNK	-	insertion	UNP Q5ZLR5
V	37	UNK	-	insertion	UNP Q5ZLR5
V	38	UNK	-	insertion	UNP Q5ZLR5
V	39	UNK	-	insertion	UNP Q5ZLR5
V	40	UNK	-	insertion	UNP Q5ZLR5

- Molecule 10 is a protein called Mitochondrial ubiquinol-cytochrome c reductase 7.2 kda protein.

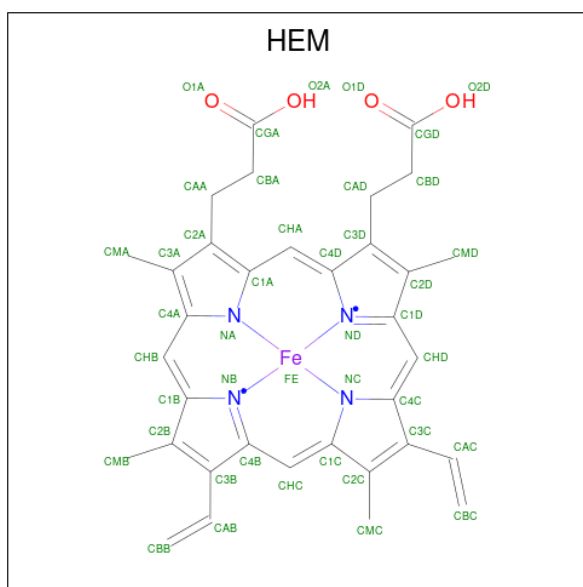
Mol	Chain	Residues	Atoms				ZeroOcc	AltConf	Trace
10	J	61	Total	C	N	O	0	0	0
			497	321	87	89			
10	W	60	Total	C	N	O	0	0	1
			479	311	86	82			

- Molecule 11 is 1,2-dioleoyl-sn-glycero-3-phosphoethanolamine (three-letter code: PEE) (formula: C₄₁H₇₈NO₈P).



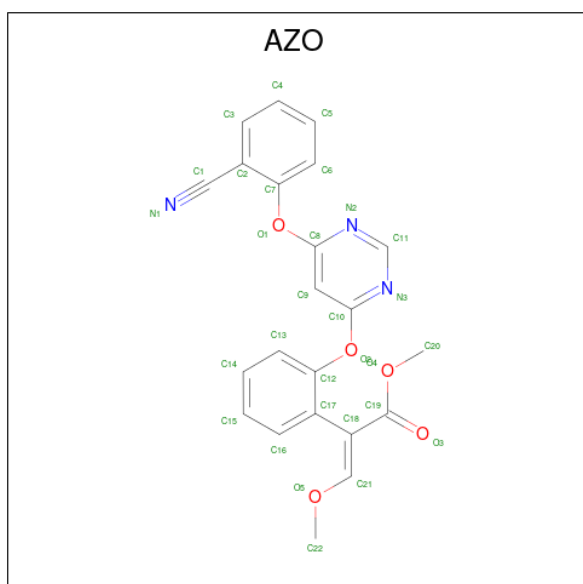
Mol	Chain	Residues	Atoms					ZeroOcc	AltConf
11	A	1	Total	C	N	O	P	0	0
			50	40	1	8	1		
11	A	1	Total	C	O	P		0	0
			21	12	8	1			
11	C	1	Total	C	N	O	P	0	0
			49	39	1	8	1		
11	N	1	Total	O	P			0	0
			5	4	1				
11	P	1	Total	C	N	O	P	0	0
			50	40	1	8	1		
11	P	1	Total	C	N	O	P	0	0
			49	39	1	8	1		

- Molecule 12 is PROTOPORPHYRIN IX CONTAINING FE (three-letter code: HEM) (formula: $C_{34}H_{32}FeN_4O_4$).



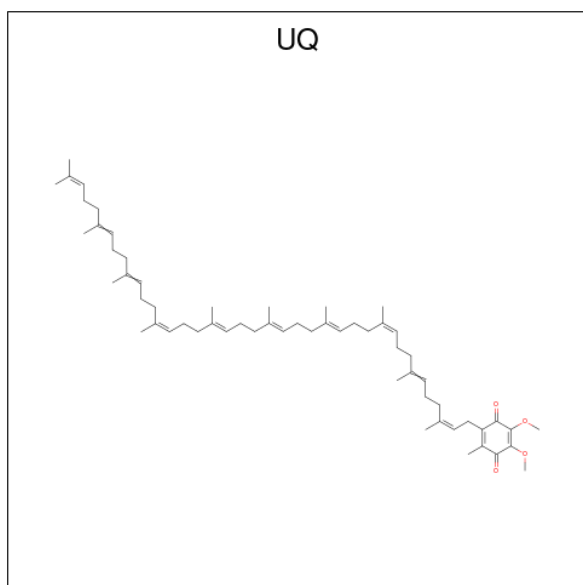
Mol	Chain	Residues	Atoms				ZeroOcc	AltConf	
			Total	C	Fe	N			O
12	C	1	Total 43	34	1	4	4	0	0
12	C	1	Total 43	34	1	4	4	0	0
12	P	1	Total 43	34	1	4	4	0	0
12	P	1	Total 43	34	1	4	4	0	0

- Molecule 13 is METHYL (2Z)-2-(2-{[6-(2-CYANOPHENOXY)PYRIMIDIN-4-YL]OXY}P HENYL)-3-METHOXYACRYLATE (three-letter code: AZO) (formula: C₂₂H₁₇N₃O₅).



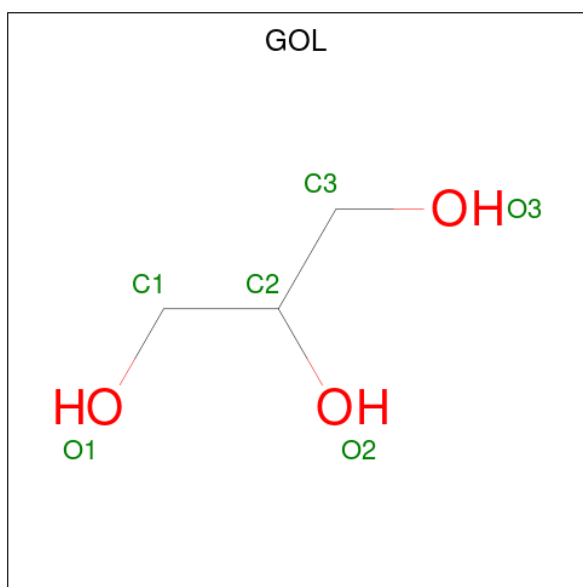
Mol	Chain	Residues	Atoms				ZeroOcc	AltConf
13	C	1	Total	C	N	O	0	0
			30	22	3	5		
13	P	1	Total	C	N	O	0	0
			30	22	3	5		

- Molecule 14 is Coenzyme Q10, (2Z,6E,10Z,14E,18E,22E,26Z)-isomer (three-letter code: UQ) (formula: C₅₉H₉₀O₄).



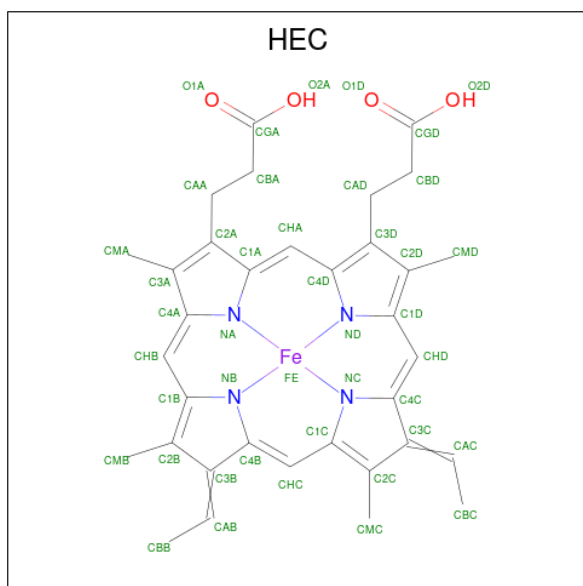
Mol	Chain	Residues	Atoms			ZeroOcc	AltConf
14	C	1	Total	C	O	0	0
			19	15	4		
14	P	1	Total	C	O	0	0
			19	15	4		

- Molecule 15 is GLYCEROL (three-letter code: GOL) (formula: C₃H₈O₃).



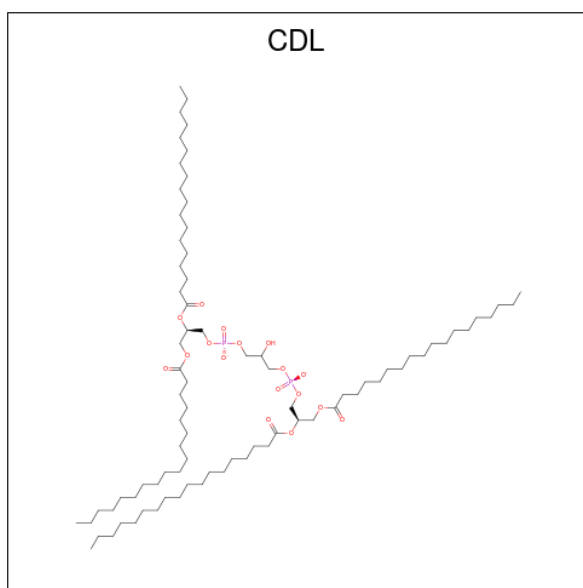
Mol	Chain	Residues	Atoms			ZeroOcc	AltConf
15	C	1	Total	C	O	0	0
			6	3	3		
15	P	1	Total	C	O	0	0
			6	3	3		

- Molecule 16 is HEME C (three-letter code: HEC) (formula: $C_{34}H_{34}FeN_4O_4$).



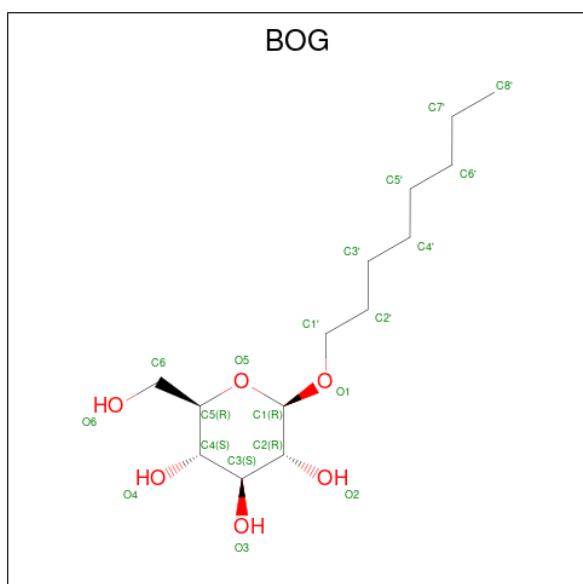
Mol	Chain	Residues	Atoms				ZeroOcc	AltConf	
16	D	1	Total	C	Fe	N	O	0	0
			43	34	1	4	4		
16	Q	1	Total	C	Fe	N	O	0	0
			43	34	1	4	4		

- Molecule 17 is CARDIOLIPIN (three-letter code: CDL) (formula: $C_{81}H_{156}O_{17}P_2$).



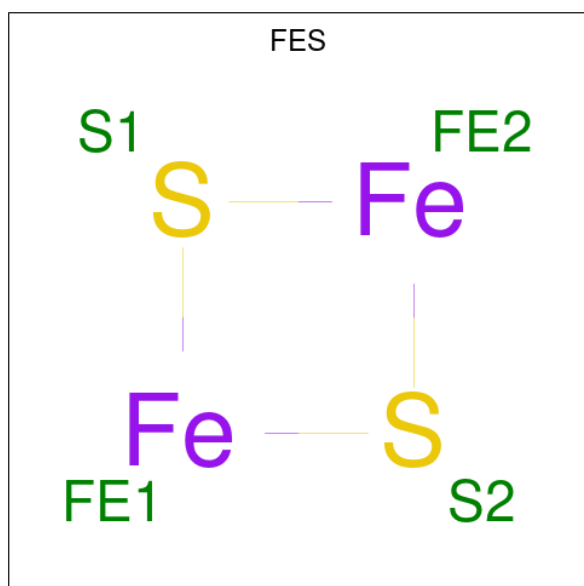
Mol	Chain	Residues	Atoms				ZeroOcc	AltConf
			Total	C	O	P		
17	D	1	42	23	17	2	0	0
17	G	1	40	21	17	2	0	0
17	Q	1	42	23	17	2	0	0
17	T	1	40	21	17	2	0	0

- Molecule 18 is octyl beta-D-glucopyranoside (three-letter code: BOG) (formula: $C_{14}H_{28}O_6$).



Mol	Chain	Residues	Atoms			ZeroOcc	AltConf
18	D	1	Total	C	O	0	0
			20	14	6		
18	D	1	Total	C	O	0	0
			13	7	6		
18	P	1	Total	C	O	0	0
			12	6	6		
18	Q	1	Total	C	O	0	0
			20	14	6		
18	Q	1	Total	C	O	0	0
			13	7	6		

- Molecule 19 is FE2/S2 (INORGANIC) CLUSTER (three-letter code: FES) (formula: Fe₂S₂).



Mol	Chain	Residues	Atoms			ZeroOcc	AltConf
19	E	1	Total	Fe	S	0	0
			4	2	2		
19	R	1	Total	Fe	S	0	0
			4	2	2		

- Molecule 20 is water.

Mol	Chain	Residues	Atoms		ZeroOcc	AltConf
20	C	8	Total	O	0	0
			8	8		
20	E	1	Total	O	0	0
			1	1		
20	P	9	Total	O	0	0
			9	9		

Continued on next page...

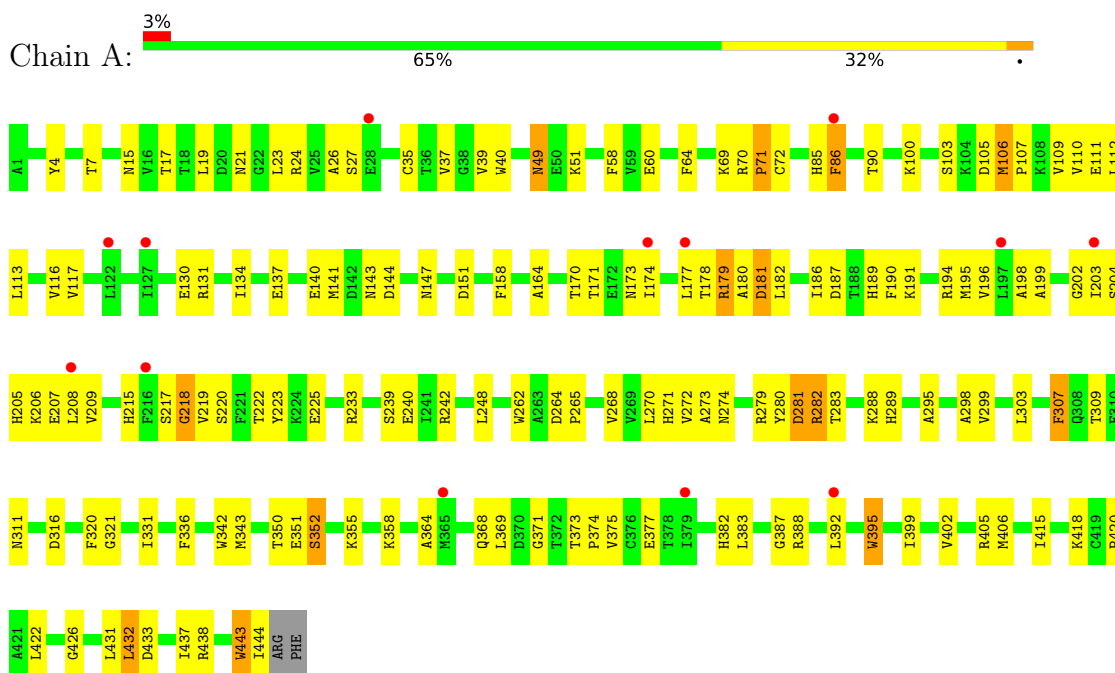
Continued from previous page...

Mol	Chain	Residues	Atoms		ZeroOcc	AltConf
20	R	1	Total	O	0	0
			1	1		

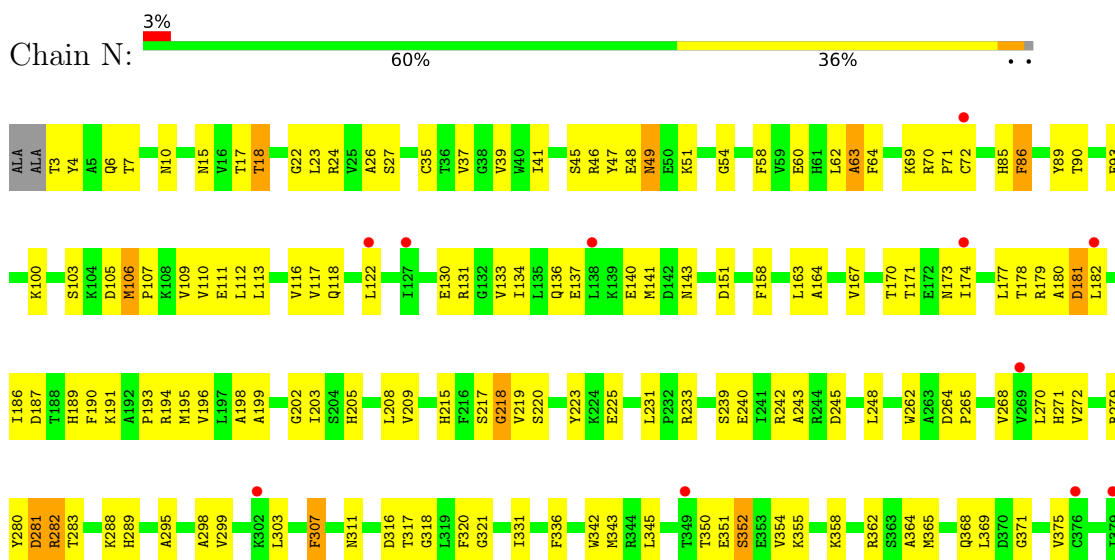
3 Residue-property plots i

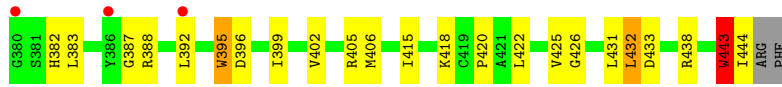
These plots are drawn for all protein, RNA, DNA and oligosaccharide chains in the entry. The first graphic for a chain summarises the proportions of the various outlier classes displayed in the second graphic. The second graphic shows the sequence view annotated by issues in geometry and electron density. Residues are color-coded according to the number of geometric quality criteria for which they contain at least one outlier: green = 0, yellow = 1, orange = 2 and red = 3 or more. A red dot above a residue indicates a poor fit to the electron density ($RSRZ > 2$). Stretches of 2 or more consecutive residues without any outlier are shown as a green connector. Residues present in the sample, but not in the model, are shown in grey.

- Molecule 1: Mitochondrial ubiquinol-cytochrome-c reductase complex core protein i

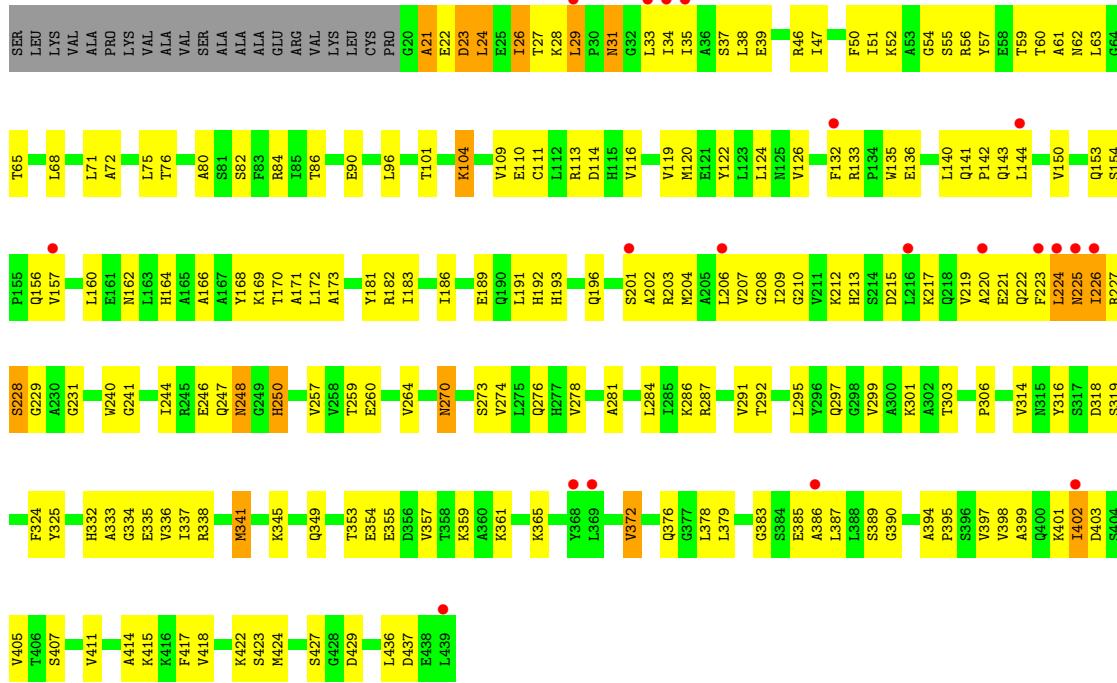


- Molecule 1: Mitochondrial ubiquinol-cytochrome-c reductase complex core protein i

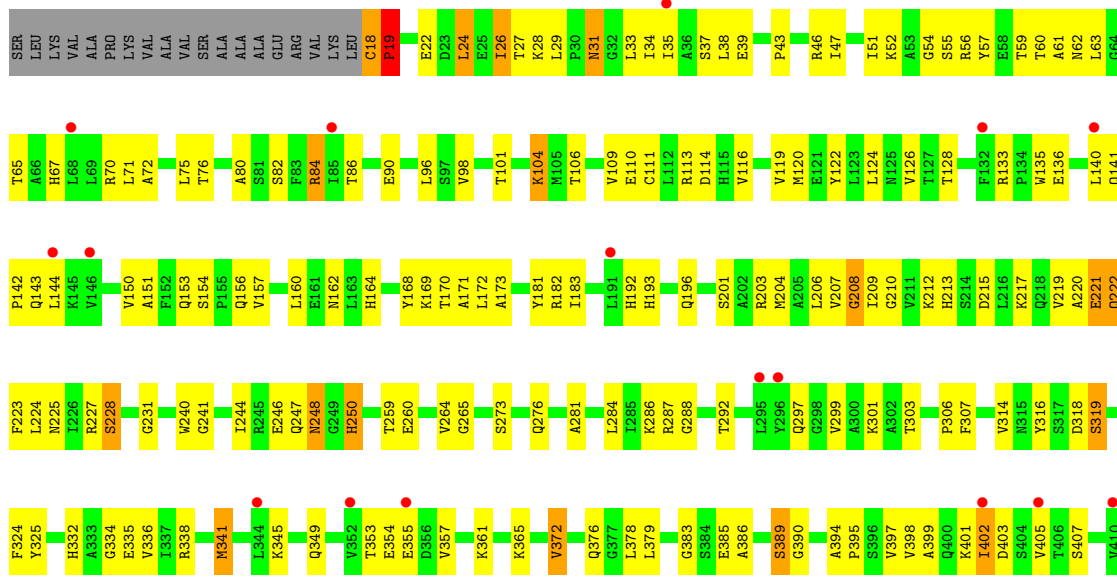


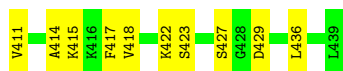


● Molecule 2: Mitochondrial ubiquinol-cytochrome-c reductase complex core protein 2

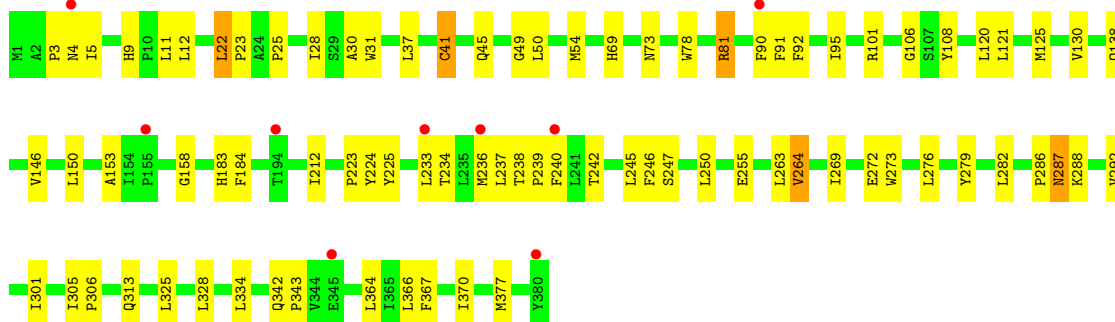
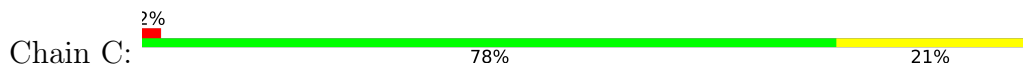


● Molecule 2: Mitochondrial ubiquinol-cytochrome-c reductase complex core protein 2

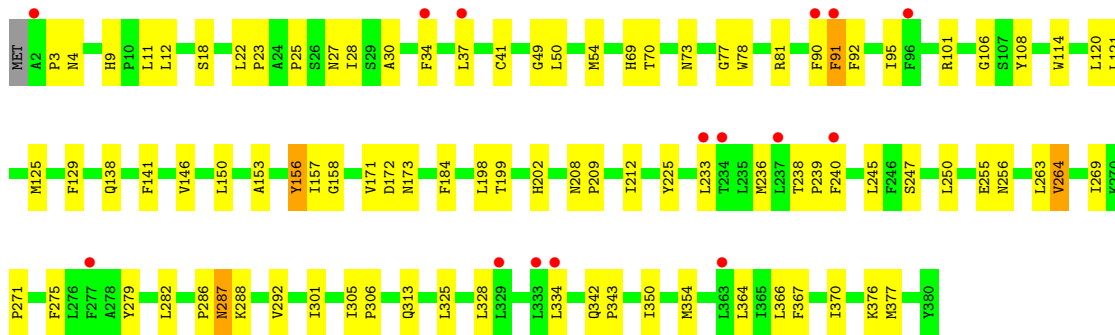
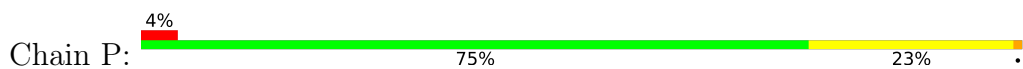




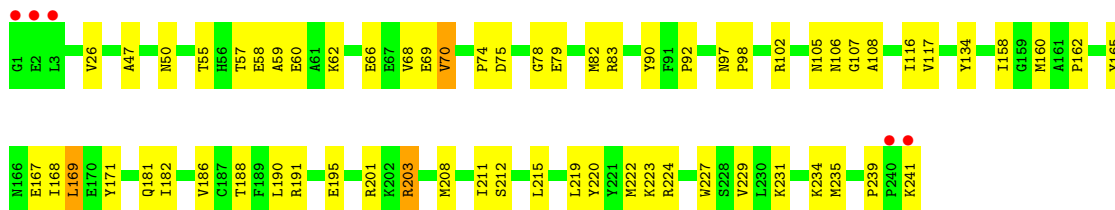
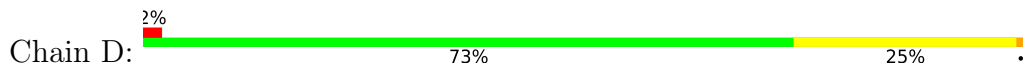
- Molecule 3: Cytochrome b



- Molecule 3: Cytochrome b

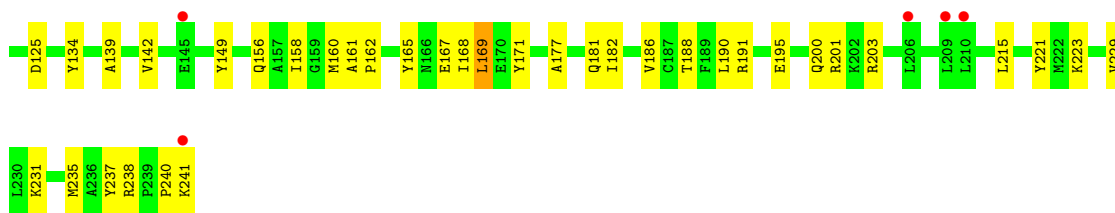


- Molecule 4: Mitochondrial cytochrome c1, heme protein

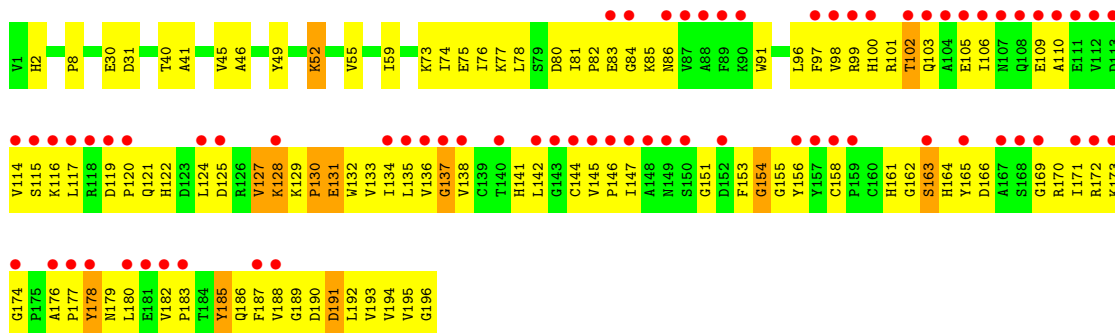


- Molecule 4: Mitochondrial cytochrome c1, heme protein

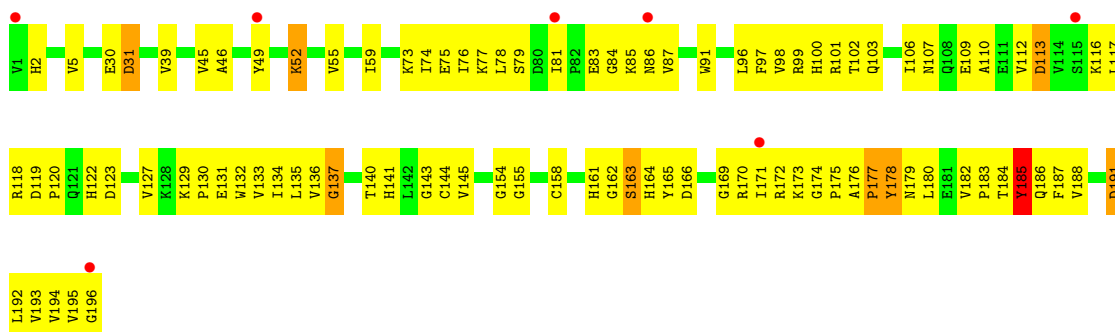




- Molecule 5: Cytochrome b-c1 complex subunit Rieske, mitochondrial



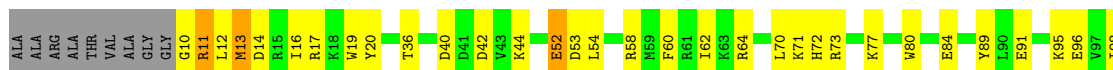
- Molecule 5: Cytochrome b-c1 complex subunit Rieske, mitochondrial



- Molecule 6: Mitochondrial ubiquinol-cytochrome c reductase 14 kda protein



- Molecule 6: Mitochondrial ubiquinol-cytochrome c reductase 14 kda protein






- Molecule 7: Mitochondrial ubiquinol-cytochrome c reductase ubiquinone-binding protein qp-c



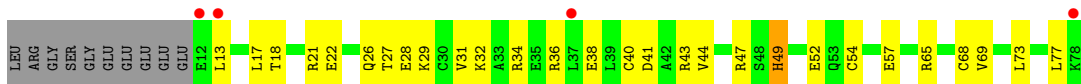
- Molecule 7: Mitochondrial ubiquinol-cytochrome c reductase ubiquinone-binding protein qp-c



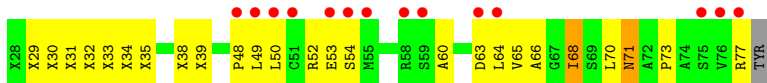
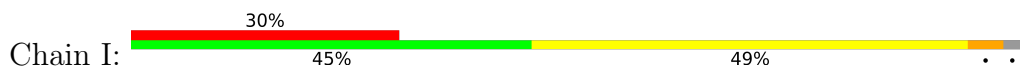
- Molecule 8: Mitochondrial ubiquinol-cytochrome c reductase 11 kda protein, complex iii subunit viii



- Molecule 8: Mitochondrial ubiquinol-cytochrome c reductase 11 kda protein, complex iii subunit viii



- Molecule 9: Cytochrome b-c1 complex subunit Rieske, mitochondrial

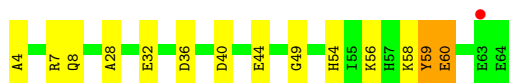
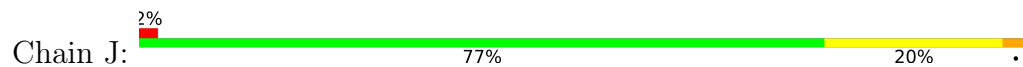


- Molecule 9: Cytochrome b-c1 complex subunit Rieske, mitochondrial

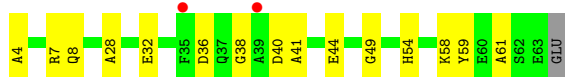
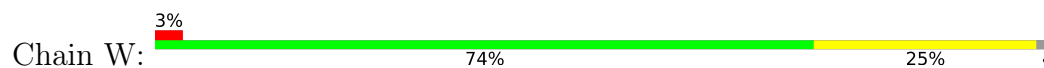




- Molecule 10: Mitochondrial ubiquinol-cytochrome c reductase 7.2 kda protein



- Molecule 10: Mitochondrial ubiquinol-cytochrome c reductase 7.2 kda protein



4 Data and refinement statistics

Property	Value	Source
Space group	P 21 21 21	Depositor
Cell constants a, b, c, α , β , γ	170.15Å 181.31Å 240.50Å 90.00° 90.00° 90.00°	Depositor
Resolution (Å)	24.94 – 2.84 144.78 – 2.80	Depositor EDS
% Data completeness (in resolution range)	94.5 (24.94-2.84) 93.6 (144.78-2.80)	Depositor EDS
R_{merge}	(Not available)	Depositor
R_{sym}	0.11	Depositor
$\langle I/\sigma(I) \rangle$ ¹	1.59 (at 2.82Å)	Xtrriage
Refinement program	CNS	Depositor
R, R_{free}	0.247 , 0.281 0.238 , 0.272	Depositor DCC
R_{free} test set	3351 reflections (1.96%)	wwPDB-VP
Wilson B-factor (Å ²)	68.8	Xtrriage
Anisotropy	0.675	Xtrriage
Bulk solvent k_{sol} (e/Å ³), B_{sol} (Å ²)	0.30 , 55.3	EDS
L-test for twinning ²	$\langle L \rangle = 0.52$, $\langle L^2 \rangle = 0.36$	Xtrriage
Estimated twinning fraction	No twinning to report.	Xtrriage
F_o, F_c correlation	0.91	EDS
Total number of atoms	32655	wwPDB-VP
Average B, all atoms (Å ²)	77.0	wwPDB-VP

Xtrriage's analysis on translational NCS is as follows: *The largest off-origin peak in the Patterson function is 2.05% of the height of the origin peak. No significant pseudotranslation is detected.*

¹Intensities estimated from amplitudes.

²Theoretical values of $\langle |L| \rangle$, $\langle L^2 \rangle$ for acentric reflections are 0.5, 0.333 respectively for untwinned datasets, and 0.375, 0.2 for perfectly twinned datasets.

5 Model quality [i](#)

5.1 Standard geometry [i](#)

Bond lengths and bond angles in the following residue types are not validated in this section: HEC, FES, UQ, PEE, HEM, CDL, GOL, BOG, AZO

The Z score for a bond length (or angle) is the number of standard deviations the observed value is removed from the expected value. A bond length (or angle) with $|Z| > 5$ is considered an outlier worth inspection. RMSZ is the root-mean-square of all Z scores of the bond lengths (or angles).

Mol	Chain	Bond lengths		Bond angles	
		RMSZ	# Z >5	RMSZ	# Z >5
1	A	0.44	0/3518	0.66	0/4767
1	N	0.42	0/3508	0.65	0/4753
2	B	0.39	0/3187	0.62	0/4321
2	O	0.40	0/3202	0.63	0/4343
3	C	0.51	0/3119	0.67	0/4270
3	P	0.46	0/3114	0.65	0/4263
4	D	0.47	0/1956	0.63	0/2658
4	Q	0.38	0/1956	0.61	0/2658
5	E	0.37	0/1547	0.59	0/2103
5	R	0.37	0/1543	0.60	1/2098 (0.0%)
6	F	0.53	0/911	0.65	0/1219
6	S	0.44	0/911	0.60	0/1219
7	G	0.49	0/694	0.66	0/941
7	T	0.42	0/684	0.62	0/929
8	H	0.42	0/582	0.63	0/779
8	U	0.32	0/561	0.57	0/751
9	I	0.39	0/218	0.58	0/293
9	V	0.37	0/218	0.59	0/293
10	J	0.43	0/508	0.60	0/682
10	W	0.40	0/490	0.60	0/660
All	All	0.43	0/32427	0.63	1/44000 (0.0%)

There are no bond length outliers.

All (1) bond angle outliers are listed below:

Mol	Chain	Res	Type	Atoms	Z	Observed(°)	Ideal(°)
5	R	143	GLY	N-CA-C	5.62	127.15	113.10

There are no chirality outliers.

There are no planarity outliers.

5.2 Too-close contacts [i](#)

In the following table, the Non-H and H(model) columns list the number of non-hydrogen atoms and hydrogen atoms in the chain respectively. The H(added) column lists the number of hydrogen atoms added and optimized by MolProbity. The Clashes column lists the number of clashes within the asymmetric unit, whereas Symm-Clashes lists symmetry-related clashes.

Mol	Chain	Non-H	H(model)	H(added)	Clashes	Symm-Clashes
1	A	3447	0	3362	125	0
1	N	3437	0	3349	148	0
2	B	3133	0	3130	192	0
2	O	3147	0	3146	189	0
3	C	3017	0	3063	69	0
3	P	3012	0	3058	85	0
4	D	1898	0	1846	54	0
4	Q	1898	0	1846	66	0
5	E	1513	0	1478	114	0
5	R	1509	0	1474	101	0
6	F	891	0	893	20	0
6	S	891	0	893	31	0
7	G	672	0	653	30	0
7	T	662	0	645	34	0
8	H	574	0	548	20	0
8	U	553	0	535	27	0
9	I	287	0	250	38	0
9	V	277	0	249	38	0
10	J	497	0	490	16	0
10	W	479	0	478	16	0
11	A	71	0	90	0	0
11	C	49	0	72	5	0
11	N	5	0	0	0	0
11	P	99	0	149	3	0
12	C	86	0	60	5	0
12	P	86	0	60	4	0
13	C	30	0	17	0	0
13	P	30	0	17	2	0
14	C	19	0	17	4	0
14	P	19	0	17	6	0
15	C	6	0	8	1	0
15	P	6	0	8	0	0
16	D	43	0	30	3	0
16	Q	43	0	30	2	0
17	D	42	0	28	4	0
17	G	40	0	24	4	0
17	Q	42	0	28	3	0

Continued on next page...

Continued from previous page...

Mol	Chain	Non-H	H(model)	H(added)	Clashes	Symm-Clashes
17	T	40	0	24	3	0
18	D	33	0	39	1	0
18	P	12	0	11	1	0
18	Q	33	0	39	1	0
19	E	4	0	0	2	0
19	R	4	0	0	2	0
20	C	8	0	0	0	0
20	E	1	0	0	0	0
20	P	9	0	0	1	0
20	R	1	0	0	0	0
All	All	32655	0	32154	1295	0

The all-atom clashscore is defined as the number of clashes found per 1000 atoms (including hydrogen atoms). The all-atom clashscore for this structure is 20.

All (1295) close contacts within the same asymmetric unit are listed below, sorted by their clash magnitude.

Atom-1	Atom-2	Interatomic distance (Å)	Clash overlap (Å)
5:E:121:GLN:HG2	5:E:170:ARG:HD3	1.14	1.11
9:I:33:UNK:HG2	9:I:73:PRO:HB3	1.12	1.09
2:O:76:THR:HG22	2:O:82:SER:H	1.16	1.07
2:O:353:THR:HG22	2:O:355:GLU:H	1.14	1.07
2:B:353:THR:HG22	2:B:355:GLU:H	1.17	1.07
2:O:51:ILE:HG12	2:O:204:MET:HG2	1.37	1.04
2:B:76:THR:HG22	2:B:82:SER:H	1.17	1.03
2:O:338:ARG:HH11	2:O:338:ARG:HG3	1.24	0.99
1:A:178:THR:HG22	1:A:180:ALA:H	1.24	0.98
1:N:178:THR:HG22	1:N:180:ALA:H	1.24	0.97
2:B:338:ARG:HG3	2:B:338:ARG:HH11	1.26	0.97
4:Q:47:ALA:H	4:Q:50:ASN:HD22	1.07	0.96
2:O:157:VAL:HG23	9:V:64:LEU:HD21	1.45	0.96
5:E:136:VAL:HG23	5:E:183:PRO:HD3	1.49	0.95
3:C:328:LEU:HD12	7:G:51:PRO:HB3	1.47	0.95
2:O:37:SER:HB3	2:O:213:HIS:ND1	1.81	0.94
2:O:314:VAL:HG13	9:V:63:ASP:HB3	1.49	0.94
4:D:57:THR:HG22	4:D:59:ALA:H	1.32	0.93
2:B:124:LEU:HD11	2:B:223:PHE:HB3	1.51	0.92
4:D:47:ALA:H	4:D:50:ASN:HD22	1.05	0.92
3:P:328:LEU:HD12	7:T:51:PRO:HB3	1.50	0.92
2:B:341:MET:HE1	2:B:417:PHE:HE2	1.31	0.92
2:B:157:VAL:HG23	9:I:64:LEU:HD21	1.51	0.91

Continued on next page...

Continued from previous page...

Atom-1	Atom-2	Interatomic distance (Å)	Clash overlap (Å)
2:O:27:THR:HG22	2:O:28:LYS:H	1.33	0.90
9:I:33:UNK:HG2	9:I:73:PRO:CB	2.00	0.89
1:N:106:MET:HG3	1:N:203:ILE:HD13	1.57	0.87
7:T:41:PHE:O	7:T:45:VAL:HG23	1.74	0.87
2:O:341:MET:HE1	2:O:417:PHE:HE2	1.40	0.86
4:Q:57:THR:HG22	4:Q:59:ALA:H	1.39	0.86
1:N:10:ASN:ND2	2:O:19:PRO:HD2	1.91	0.86
9:V:64:LEU:HD12	9:V:77:ARG:O	1.75	0.86
9:I:32:UNK:N	9:I:73:PRO:HG2	1.90	0.85
7:G:41:PHE:O	7:G:45:VAL:HG23	1.76	0.85
5:E:127:VAL:HG12	5:E:128:LYS:H	1.40	0.85
9:V:49:LEU:HD13	9:V:55:MET:HG2	1.57	0.85
2:B:51:ILE:HG12	2:B:204:MET:HG2	1.58	0.84
2:B:80:ALA:HA	2:B:84:ARG:HH12	1.42	0.84
2:B:209:ILE:HD13	2:B:378:LEU:HD23	1.60	0.84
3:C:342:GLN:HE21	3:C:343:PRO:HD2	1.43	0.84
2:O:209:ILE:HD13	2:O:378:LEU:HD23	1.60	0.84
2:O:248:ASN:HD22	2:O:248:ASN:C	1.81	0.83
5:E:121:GLN:HG2	5:E:170:ARG:CD	2.05	0.83
4:Q:47:ALA:H	4:Q:50:ASN:ND2	1.78	0.82
3:P:238:THR:HB	3:P:239:PRO:HD3	1.61	0.82
1:A:7:THR:HG21	2:B:113:ARG:HD2	1.62	0.82
3:P:342:GLN:HE21	3:P:343:PRO:HD2	1.45	0.82
2:O:160:LEU:HD12	9:V:64:LEU:HD13	1.62	0.81
1:N:331:ILE:HG21	1:N:431:LEU:HB2	1.61	0.81
3:C:9:HIS:HD2	3:C:12:LEU:H	1.26	0.81
2:B:27:THR:HG22	2:B:28:LYS:H	1.43	0.81
3:P:9:HIS:HD2	3:P:12:LEU:H	1.25	0.81
2:O:47:ILE:HD13	2:O:120:MET:HE2	1.62	0.81
1:A:106:MET:HG3	1:A:203:ILE:HD13	1.63	0.80
2:O:338:ARG:HG3	2:O:338:ARG:NH1	1.95	0.80
3:C:238:THR:HB	3:C:239:PRO:HD3	1.63	0.80
1:A:443:TRP:HA	1:A:443:TRP:CE3	2.17	0.79
3:P:69:HIS:CD2	3:P:73:ASN:HD22	1.99	0.79
1:N:37:VAL:HG12	1:N:199:ALA:HB1	1.63	0.79
3:C:22:LEU:HD21	14:C:2002:UQ:HM32	1.65	0.79
2:B:338:ARG:HG3	2:B:338:ARG:NH1	1.98	0.78
1:N:282:ARG:HH21	9:V:36:UNK:HA	1.48	0.78
2:B:248:ASN:C	2:B:248:ASN:HD22	1.85	0.78
2:B:37:SER:HB3	2:B:213:HIS:ND1	1.98	0.78
5:E:141:HIS:HB2	5:E:176:ALA:HB2	1.66	0.78

Continued on next page...

Continued from previous page...

Atom-1	Atom-2	Interatomic distance (Å)	Clash overlap (Å)
1:N:10:ASN:HD21	2:O:18:CYS:N	1.81	0.78
1:A:178:THR:HB	1:A:181:ASP:OD1	1.83	0.78
2:B:47:ILE:HD13	2:B:120:MET:CE	2.14	0.78
2:B:160:LEU:HD12	9:I:64:LEU:HD13	1.66	0.78
2:B:314:VAL:HG13	9:I:63:ASP:HB3	1.66	0.77
2:O:18:CYS:HB2	2:O:19:PRO:HD3	1.66	0.77
1:N:143:ASN:HD22	9:V:48:PRO:HD3	1.50	0.77
3:P:23:PRO:HG2	7:T:3:HIS:HB3	1.66	0.77
2:B:47:ILE:HD13	2:B:120:MET:HE2	1.66	0.77
1:A:331:ILE:HG21	1:A:431:LEU:HB2	1.67	0.77
2:B:31:ASN:H	2:B:31:ASN:ND2	1.83	0.77
4:D:47:ALA:H	4:D:50:ASN:ND2	1.82	0.77
5:E:119:ASP:HB3	5:E:179:ASN:HD21	1.48	0.77
2:B:76:THR:HG22	2:B:82:SER:N	1.99	0.76
5:E:121:GLN:CG	5:E:170:ARG:HD3	2.06	0.76
1:N:7:THR:HG21	2:O:113:ARG:HD2	1.65	0.76
1:N:443:TRP:HA	1:N:443:TRP:CE3	2.19	0.76
3:P:212:ILE:HD12	6:S:62:ILE:HG23	1.67	0.76
5:R:170:ARG:HA	5:R:179:ASN:HB3	1.67	0.76
2:O:76:THR:HG22	2:O:82:SER:N	1.99	0.76
5:E:81:ILE:HB	5:E:132:TRP:HH2	1.51	0.75
5:R:136:VAL:HG23	5:R:183:PRO:HD3	1.66	0.75
3:C:81:ARG:HH22	15:C:2011:GOL:H11	1.51	0.74
4:D:74:PRO:HB2	4:D:78:GLY:HA2	1.68	0.74
2:O:80:ALA:HA	2:O:84:ARG:HH12	1.52	0.74
2:O:399:ALA:O	2:O:402:ILE:HG22	1.86	0.74
1:A:298:ALA:HA	1:A:303:LEU:HB2	1.68	0.74
9:V:35:UNK:HG3	9:V:36:UNK:N	2.01	0.74
1:A:37:VAL:HG12	1:A:199:ALA:HB1	1.69	0.74
5:E:84:GLY:N	5:E:102:THR:HG23	2.02	0.74
4:Q:74:PRO:HB2	4:Q:78:GLY:HA2	1.70	0.74
3:C:69:HIS:CD2	3:C:73:ASN:HD22	2.04	0.74
9:I:34:UNK:HG3	9:I:35:UNK:N	2.03	0.74
2:B:341:MET:HE1	2:B:417:PHE:CE2	2.19	0.74
7:T:72:LYS:HE2	8:U:57:GLU:OE1	1.87	0.74
2:O:27:THR:HG22	2:O:28:LYS:N	2.03	0.74
2:B:399:ALA:O	2:B:402:ILE:HG22	1.86	0.74
1:A:443:TRP:HA	1:A:443:TRP:HE3	1.52	0.73
5:R:31:ASP:OD2	10:W:7:ARG:HG3	1.88	0.73
5:R:186:GLN:HE21	5:R:188:VAL:HG13	1.53	0.73
1:N:443:TRP:HA	1:N:443:TRP:HE3	1.53	0.73

Continued on next page...

Continued from previous page...

Atom-1	Atom-2	Interatomic distance (Å)	Clash overlap (Å)
1:A:281:ASP:OD2	9:I:33:UNK:HB2	1.88	0.73
3:C:23:PRO:HG2	7:G:3:HIS:HB3	1.68	0.73
1:N:298:ALA:HA	1:N:303:LEU:HB2	1.69	0.73
1:N:105:ASP:O	1:N:109:VAL:HG23	1.88	0.73
2:O:314:VAL:CG1	9:V:63:ASP:HB3	2.19	0.73
2:B:33:LEU:HD21	2:B:224:LEU:HD12	1.72	0.72
1:A:343:MET:HB3	1:A:444:ILE:HA	1.72	0.72
5:R:135:LEU:HD23	5:R:182:VAL:HG22	1.72	0.72
7:T:73:ASN:HD21	7:T:75:ALA:HB3	1.54	0.72
2:O:46:ARG:HG2	2:O:379:LEU:HD22	1.70	0.72
4:D:57:THR:HG22	4:D:59:ALA:N	2.04	0.72
2:O:62:ASN:O	2:O:65:THR:HG22	1.88	0.72
5:E:31:ASP:OD2	10:J:7:ARG:HG3	1.89	0.72
2:B:241:GLY:HA2	2:B:423:SER:HB3	1.71	0.72
2:O:217:LYS:O	2:O:221:GLU:HG2	1.90	0.72
5:E:86:ASN:OD1	5:E:99:ARG:HB2	1.90	0.71
4:Q:231:LYS:O	6:S:71:LYS:HE3	1.91	0.71
2:B:27:THR:HG22	2:B:28:LYS:N	2.03	0.71
7:T:80:ASP:HB3	8:U:47:ARG:HH11	1.55	0.71
5:E:166:ASP:OD2	5:E:170:ARG:HB2	1.90	0.71
1:N:37:VAL:HG12	1:N:199:ALA:CB	2.19	0.71
2:B:31:ASN:H	2:B:31:ASN:HD22	1.37	0.71
2:B:38:LEU:HD12	2:B:39:GLU:N	2.06	0.71
1:N:111:GLU:HG3	1:N:215:HIS:CD2	2.25	0.71
2:O:181:TYR:CE1	2:O:182:ARG:HG3	2.26	0.71
1:A:103:SER:HB3	1:A:202:GLY:O	1.90	0.71
1:N:182:LEU:O	1:N:186:ILE:HG13	1.91	0.71
6:S:91:GLU:O	6:S:95:LYS:HG3	1.91	0.71
1:A:336:PHE:CZ	3:C:4:ASN:HB3	2.26	0.71
4:D:62:LYS:O	4:D:66:GLU:HG3	1.91	0.71
2:B:76:THR:CG2	2:B:82:SER:H	2.00	0.70
2:O:206:LEU:HD23	2:O:220:ALA:HB2	1.73	0.70
9:I:70:LEU:HD23	9:I:71:ASN:H	1.56	0.70
2:O:154:SER:O	2:O:157:VAL:HG12	1.91	0.70
1:N:242:ARG:HH12	1:N:432:LEU:HA	1.55	0.70
3:P:247:SER:OG	3:P:250:LEU:HB2	1.92	0.70
3:P:301:ILE:HD11	3:P:364:LEU:HD21	1.74	0.70
1:N:178:THR:HB	1:N:181:ASP:OD1	1.89	0.70
2:O:221:GLU:HG3	2:O:222:GLN:H	1.57	0.70
2:B:31:ASN:HD22	2:B:31:ASN:N	1.90	0.70
1:A:282:ARG:HH21	9:I:35:UNK:HA	1.57	0.70

Continued on next page...

Continued from previous page...

Atom-1	Atom-2	Interatomic distance (Å)	Clash overlap (Å)
2:O:47:ILE:HD13	2:O:120:MET:CE	2.21	0.70
2:B:46:ARG:HG2	2:B:379:LEU:HD22	1.73	0.69
10:J:7:ARG:HB3	10:J:7:ARG:NH1	2.07	0.69
1:A:60:GLU:OE2	1:A:90:THR:HG22	1.91	0.69
1:A:242:ARG:HH12	1:A:432:LEU:HA	1.57	0.69
1:A:281:ASP:CG	9:I:33:UNK:HB2	2.13	0.69
5:E:30:GLU:HB2	10:J:7:ARG:HG2	1.74	0.69
5:E:76:ILE:HD13	5:E:98:VAL:HG21	1.74	0.69
8:H:10:GLU:O	8:H:11:GLU:HG3	1.92	0.69
2:O:128:THR:HG21	2:O:224:LEU:HD22	1.75	0.69
2:O:361:LYS:O	2:O:365:LYS:HG3	1.93	0.69
2:B:80:ALA:HA	2:B:84:ARG:NH1	2.07	0.69
8:U:28:GLU:HG2	8:U:32:LYS:HE3	1.75	0.68
2:B:181:TYR:CE1	2:B:182:ARG:HG3	2.28	0.68
3:C:41:CYS:HG	3:C:90:PHE:HD2	1.41	0.68
2:O:225:ASN:O	2:O:227:ARG:HG3	1.93	0.68
5:R:30:GLU:HB2	10:W:7:ARG:HG2	1.76	0.68
1:N:402:VAL:HG22	1:N:406:MET:CE	2.23	0.68
1:A:37:VAL:HG12	1:A:199:ALA:CB	2.24	0.68
5:E:83:GLU:HB3	5:E:102:THR:HG22	1.73	0.68
5:E:86:ASN:HB2	5:E:99:ARG:HE	1.59	0.68
5:R:109:GLU:CG	5:R:123:ASP:HB2	2.23	0.68
8:U:27:THR:O	8:U:31:VAL:HG23	1.94	0.68
1:A:336:PHE:CE2	3:C:4:ASN:HB3	2.29	0.68
2:B:124:LEU:HD11	2:B:223:PHE:CB	2.23	0.68
4:Q:26:VAL:HG12	4:Q:55:THR:HG21	1.75	0.68
4:D:231:LYS:O	6:F:71:LYS:HE3	1.93	0.68
1:N:85:HIS:CD2	2:O:284:LEU:HD22	2.28	0.68
5:R:83:GLU:HB3	5:R:102:THR:HG22	1.75	0.67
5:R:119:ASP:HB3	5:R:179:ASN:ND2	2.09	0.67
2:O:341:MET:HE2	2:O:341:MET:HA	1.74	0.67
3:P:37:LEU:HD21	3:P:233:LEU:HA	1.76	0.67
3:P:106:GLY:HA2	3:P:108:TYR:CE2	2.29	0.67
4:Q:62:LYS:O	4:Q:66:GLU:HG3	1.94	0.67
5:R:78:LEU:HB3	5:R:132:TRP:CZ2	2.30	0.67
5:R:134:ILE:HD12	5:R:185:TYR:CD1	2.29	0.67
5:E:122:HIS:HB3	5:E:125:ASP:CG	2.14	0.67
5:R:102:THR:O	5:R:106:ILE:HG13	1.94	0.67
2:B:154:SER:O	2:B:157:VAL:HG12	1.95	0.67
5:R:166:ASP:OD2	5:R:170:ARG:HB2	1.95	0.67
5:E:127:VAL:HG12	5:E:128:LYS:N	2.08	0.67

Continued on next page...

Continued from previous page...

Atom-1	Atom-2	Interatomic distance (Å)	Clash overlap (Å)
1:N:60:GLU:OE2	1:N:90:THR:HG22	1.95	0.67
3:C:37:LEU:HD21	3:C:233:LEU:HA	1.76	0.66
4:Q:57:THR:HG22	4:Q:59:ALA:N	2.10	0.66
1:A:350:THR:HG22	1:A:352:SER:H	1.60	0.66
9:V:28:UNK:CB	9:V:72:ALA:HB2	2.25	0.66
2:O:357:VAL:HG12	2:O:361:LYS:HE3	1.76	0.66
3:P:41:CYS:HG	3:P:90:PHE:HD2	1.43	0.66
2:B:394:ALA:HB3	2:B:397:VAL:HG23	1.77	0.66
3:C:377:MET:HE2	6:F:20:TYR:HB2	1.78	0.66
2:O:169:LYS:HG3	2:O:240:TRP:HB2	1.76	0.66
2:B:299:VAL:HG11	2:B:336:VAL:HG13	1.77	0.66
5:R:78:LEU:HD13	5:R:132:TRP:NE1	2.10	0.66
5:E:52:LYS:C	5:E:52:LYS:HD3	2.15	0.66
10:W:7:ARG:HB3	10:W:7:ARG:NH1	2.10	0.66
5:E:129:LYS:HB3	5:E:132:TRP:HB2	1.78	0.65
2:O:394:ALA:HB3	2:O:397:VAL:HG23	1.78	0.65
5:R:81:ILE:HG22	5:R:100:HIS:HB2	1.76	0.65
5:E:130:PRO:HG2	5:E:131:GLU:CD	2.17	0.65
1:N:112:LEU:O	1:N:116:VAL:HG23	1.96	0.65
5:R:83:GLU:HA	5:R:100:HIS:HB3	1.77	0.65
1:A:69:LYS:HD2	1:A:70:ARG:HH21	1.61	0.65
2:B:306:PRO:HA	9:I:52:ARG:CG	2.26	0.65
5:E:130:PRO:HG2	5:E:131:GLU:H	1.61	0.65
1:N:39:VAL:HG11	1:N:117:VAL:HG11	1.77	0.65
2:O:299:VAL:HG11	2:O:336:VAL:HG13	1.76	0.65
7:T:36:ASN:OD1	7:T:39:ARG:NH1	2.30	0.65
4:D:235:MET:HB3	7:G:15:THR:HG22	1.78	0.65
5:E:190:ASP:C	5:E:192:LEU:H	1.98	0.65
8:H:28:GLU:HG2	8:H:32:LYS:HE3	1.77	0.65
3:C:301:ILE:HD11	3:C:364:LEU:HD21	1.78	0.65
1:N:336:PHE:CZ	3:P:4:ASN:HB3	2.32	0.65
2:O:150:VAL:O	2:O:153:GLN:HG3	1.97	0.65
2:O:422:LYS:O	2:O:436:LEU:HD21	1.95	0.65
3:C:106:GLY:HA2	3:C:108:TYR:CE2	2.31	0.64
1:N:69:LYS:HD2	1:N:70:ARG:HH21	1.63	0.64
2:O:341:MET:HE1	2:O:417:PHE:CE2	2.27	0.64
4:Q:235:MET:HB3	7:T:15:THR:HG22	1.78	0.64
2:B:270:ASN:H	2:B:270:ASN:ND2	1.94	0.64
3:C:212:ILE:HD12	6:F:62:ILE:HG23	1.79	0.64
6:S:53:ASP:OD1	6:S:54:LEU:N	2.30	0.64
1:A:282:ARG:NH2	9:I:35:UNK:HA	2.12	0.64

Continued on next page...

Continued from previous page...

Atom-1	Atom-2	Interatomic distance (Å)	Clash overlap (Å)
5:E:119:ASP:HB3	5:E:179:ASN:ND2	2.12	0.64
8:H:27:THR:O	8:H:31:VAL:HG23	1.97	0.64
2:O:353:THR:HG22	2:O:355:GLU:N	2.00	0.64
5:R:86:ASN:OD1	5:R:99:ARG:HB2	1.97	0.64
3:C:49:GLY:C	12:C:501:HEM:HAC	2.17	0.64
2:O:286:LYS:HE2	2:O:287:ARG:NH1	2.12	0.64
2:B:63:LEU:HB2	2:B:182:ARG:HD3	1.79	0.64
2:O:80:ALA:HA	2:O:84:ARG:NH1	2.12	0.64
1:A:111:GLU:HG3	1:A:215:HIS:CD2	2.33	0.64
2:B:422:LYS:O	2:B:436:LEU:HD21	1.98	0.64
6:F:53:ASP:OD1	6:F:54:LEU:N	2.30	0.64
3:P:25:PRO:HB2	3:P:28:ILE:HG23	1.78	0.64
3:C:342:GLN:NE2	3:C:343:PRO:HD2	2.13	0.64
7:G:36:ASN:OD1	7:G:39:ARG:NH1	2.31	0.64
1:N:282:ARG:NH2	9:V:37:UNK:N	2.45	0.64
1:N:350:THR:HG22	1:N:352:SER:H	1.62	0.64
1:A:182:LEU:O	1:A:186:ILE:HG13	1.98	0.64
5:R:52:LYS:HD3	5:R:52:LYS:C	2.18	0.64
2:B:46:ARG:HD2	2:B:110:GLU:CG	2.28	0.63
3:C:247:SER:OG	3:C:250:LEU:HB2	1.99	0.63
2:O:63:LEU:HB2	2:O:182:ARG:HD3	1.79	0.63
8:H:28:GLU:O	8:H:32:LYS:HG3	1.97	0.63
1:N:143:ASN:HD22	9:V:48:PRO:CD	2.11	0.63
2:O:192:HIS:O	2:O:196:GLN:HG3	1.98	0.63
8:U:43:ARG:O	8:U:47:ARG:HG3	1.97	0.63
3:C:25:PRO:HB2	3:C:28:ILE:HG23	1.81	0.63
5:R:86:ASN:HB2	5:R:99:ARG:HE	1.63	0.63
2:B:341:MET:HE2	2:B:341:MET:HA	1.81	0.63
2:O:219:VAL:O	2:O:223:PHE:HB2	1.98	0.63
6:S:91:GLU:HG2	6:S:95:LYS:HE3	1.80	0.63
7:T:79:ASN:O	7:T:80:ASP:HB2	1.97	0.63
2:B:306:PRO:HA	9:I:52:ARG:HG2	1.80	0.63
4:D:26:VAL:HG12	4:D:55:THR:HG21	1.80	0.63
1:N:343:MET:HB3	1:N:444:ILE:HA	1.81	0.63
2:O:241:GLY:HA2	2:O:423:SER:HB3	1.81	0.63
2:B:341:MET:HA	2:B:341:MET:CE	2.29	0.62
1:N:15:ASN:O	1:N:26:ALA:HA	1.98	0.62
1:A:39:VAL:HG11	1:A:117:VAL:HG11	1.80	0.62
1:A:85:HIS:CD2	2:B:284:LEU:HD22	2.34	0.62
10:J:7:ARG:CB	10:J:7:ARG:HH11	2.11	0.62
5:R:78:LEU:HD11	5:R:187:PHE:CD1	2.33	0.62

Continued on next page...

Continued from previous page...

Atom-1	Atom-2	Interatomic distance (Å)	Clash overlap (Å)
5:R:109:GLU:HG2	5:R:123:ASP:HB2	1.81	0.62
2:B:150:VAL:O	2:B:153:GLN:HG3	1.99	0.62
1:N:233:ARG:HH21	1:N:316:ASP:HB2	1.64	0.62
2:O:207:VAL:HG12	2:O:208:GLY:H	1.64	0.62
2:O:273:SER:O	2:O:276:GLN:HB3	1.99	0.62
3:P:101:ARG:C	3:P:101:ARG:HD2	2.20	0.62
3:P:342:GLN:NE2	3:P:343:PRO:HD2	2.14	0.62
3:C:236:MET:O	3:C:239:PRO:HD2	1.99	0.62
2:B:361:LYS:O	2:B:365:LYS:HG3	2.00	0.62
5:E:129:LYS:CB	5:E:132:TRP:HB2	2.29	0.62
2:O:47:ILE:HG21	2:O:120:MET:HE1	1.80	0.62
3:P:49:GLY:C	12:P:501:HEM:HAC	2.19	0.62
6:F:42:ASP:OD1	6:F:101:ARG:NH1	2.32	0.62
5:E:55:VAL:O	5:E:59:ILE:HG12	2.00	0.62
2:B:207:VAL:HG12	2:B:208:GLY:H	1.64	0.62
3:P:22:LEU:HD21	14:P:3002:UQ:HM32	1.81	0.62
2:B:357:VAL:HG12	2:B:361:LYS:HE3	1.80	0.62
5:E:101:ARG:HA	5:E:105:GLU:OE1	1.99	0.62
2:O:38:LEU:HD12	2:O:39:GLU:N	2.15	0.62
3:P:377:MET:HE2	6:S:20:TYR:HB2	1.82	0.62
5:E:81:ILE:HB	5:E:132:TRP:CH2	2.34	0.61
7:G:73:ASN:HD21	7:G:75:ALA:HB3	1.64	0.61
5:E:147:ILE:O	5:E:156:TYR:HA	1.99	0.61
3:C:328:LEU:CD1	7:G:51:PRO:HB3	2.24	0.61
2:B:62:ASN:O	2:B:65:THR:HG22	2.00	0.61
1:N:106:MET:O	1:N:110:VAL:HG23	2.00	0.61
2:O:46:ARG:HD2	2:O:110:GLU:CG	2.30	0.61
2:B:201:SER:OG	2:B:228:SER:HA	1.99	0.61
5:E:106:ILE:C	5:E:110:ALA:HB3	2.20	0.61
2:O:22:GLU:HG2	2:O:39:GLU:HB3	1.82	0.61
3:P:236:MET:O	3:P:239:PRO:HD2	2.00	0.61
2:B:47:ILE:HG21	2:B:120:MET:HE1	1.83	0.61
2:B:207:VAL:HG21	2:B:383:GLY:HA3	1.83	0.61
3:C:37:LEU:O	3:C:41:CYS:HB2	2.01	0.61
4:D:75:ASP:OD2	4:D:79:GLU:HB2	2.00	0.61
5:E:136:VAL:CG2	5:E:183:PRO:HD3	2.28	0.61
1:N:336:PHE:CE2	3:P:4:ASN:HB3	2.36	0.60
8:U:28:GLU:O	8:U:32:LYS:HG3	2.01	0.60
5:E:78:LEU:HD12	5:E:190:ASP:O	2.01	0.60
4:Q:76:GLU:CD	4:Q:76:GLU:H	2.05	0.60
5:R:83:GLU:HG3	5:R:100:HIS:CE1	2.36	0.60

Continued on next page...

Continued from previous page...

Atom-1	Atom-2	Interatomic distance (Å)	Clash overlap (Å)
1:A:402:VAL:HG22	1:A:406:MET:CE	2.32	0.60
7:T:73:ASN:ND2	7:T:75:ALA:HB3	2.17	0.60
2:O:397:VAL:O	2:O:401:LYS:HG2	2.02	0.60
3:P:146:VAL:HG21	3:P:269:ILE:HG21	1.83	0.60
5:R:171:ILE:HG22	5:R:179:ASN:OD1	2.00	0.60
3:C:146:VAL:HG21	3:C:269:ILE:HG21	1.84	0.60
1:N:170:THR:HG22	1:N:171:THR:N	2.16	0.60
9:I:31:UNK:C	9:I:73:PRO:HG2	2.31	0.60
7:T:50:PRO:HB2	7:T:51:PRO:CD	2.31	0.60
5:R:117:LEU:HD21	5:R:172:ARG:NH1	2.17	0.60
2:B:192:HIS:O	2:B:196:GLN:HG3	2.01	0.60
2:B:299:VAL:CG1	2:B:336:VAL:HG13	2.31	0.60
1:N:85:HIS:NE2	2:O:284:LEU:HD22	2.17	0.60
2:O:76:THR:HG23	2:O:136:GLU:OE1	2.01	0.60
2:O:341:MET:HA	2:O:341:MET:CE	2.31	0.60
2:B:202:ALA:HB3	2:B:229:GLY:O	2.02	0.60
10:W:7:ARG:CB	10:W:7:ARG:HH11	2.15	0.60
2:O:18:CYS:HB2	2:O:19:PRO:CD	2.32	0.59
2:O:248:ASN:C	2:O:248:ASN:ND2	2.55	0.59
2:O:299:VAL:CG1	2:O:336:VAL:HG13	2.32	0.59
1:A:15:ASN:O	1:A:26:ALA:HA	2.02	0.59
5:E:122:HIS:HE1	5:E:124:LEU:HD12	1.66	0.59
1:N:136:GLN:OE1	9:V:50:LEU:HB3	2.03	0.59
1:N:395:TRP:HA	1:N:395:TRP:CE3	2.37	0.59
3:P:37:LEU:O	3:P:41:CYS:HB2	2.02	0.59
1:A:186:ILE:HG23	1:A:190:PHE:CD1	2.37	0.59
2:O:248:ASN:HD21	2:O:250:HIS:HB2	1.68	0.59
16:Q:501:HEC:HBB3	16:Q:501:HEC:HMB1	1.85	0.59
5:E:101:ARG:HB2	5:E:131:GLU:HA	1.82	0.59
2:O:144:LEU:HB2	2:O:183:ILE:HD12	1.84	0.59
2:O:372:VAL:HG12	2:O:372:VAL:O	2.02	0.59
4:Q:75:ASP:OD2	4:Q:79:GLU:HB2	2.02	0.59
2:B:144:LEU:HB2	2:B:183:ILE:HD12	1.84	0.59
2:O:76:THR:CG2	2:O:82:SER:H	2.04	0.59
5:E:171:ILE:HG22	5:E:179:ASN:OD1	2.03	0.59
6:S:42:ASP:OD1	6:S:101:ARG:NH1	2.36	0.59
6:S:11:ARG:HA	6:S:14:ASP:HB2	1.85	0.59
1:A:105:ASP:O	1:A:109:VAL:HG23	2.03	0.58
3:C:245:LEU:O	4:D:201:ARG:HD2	2.02	0.58
3:P:199:THR:HA	18:P:2010:BOG:O1	2.03	0.58
4:Q:12:TRP:NE1	4:Q:125:ASP:OD2	2.31	0.58

Continued on next page...

Continued from previous page...

Atom-1	Atom-2	Interatomic distance (Å)	Clash overlap (Å)
1:A:280:TYR:CG	1:A:281:ASP:N	2.71	0.58
8:H:40:CYS:O	8:H:44:VAL:HG23	2.03	0.58
5:E:106:ILE:O	5:E:110:ALA:HB3	2.03	0.58
2:O:124:LEU:HD11	2:O:223:PHE:HB3	1.84	0.58
5:R:186:GLN:NE2	5:R:188:VAL:HG13	2.17	0.58
1:A:49:ASN:HD21	1:A:51:LYS:HE3	1.69	0.58
2:B:33:LEU:CD2	2:B:224:LEU:HD12	2.32	0.58
2:B:57:TYR:CE2	2:B:203:ARG:NH2	2.70	0.58
9:I:70:LEU:HD23	9:I:71:ASN:N	2.19	0.58
2:B:169:LYS:HG3	2:B:240:TRP:HB2	1.84	0.58
1:N:69:LYS:HD2	1:N:70:ARG:NH2	2.18	0.58
8:U:27:THR:HG22	8:U:29:LYS:H	1.66	0.58
4:D:97:ASN:HB2	4:D:98:PRO:HD2	1.85	0.58
5:E:114:VAL:HG21	5:E:172:ARG:NH1	2.19	0.58
5:R:45:VAL:HG13	10:W:28:ALA:HA	1.86	0.58
2:B:207:VAL:HG12	2:B:208:GLY:N	2.19	0.58
2:O:101:THR:HG23	2:O:104:LYS:HE3	1.85	0.58
2:B:248:ASN:HD21	2:B:250:HIS:HB2	1.69	0.58
4:D:167:GLU:HG3	8:H:13:LEU:CD2	2.34	0.58
5:E:163:SER:HA	5:E:174:GLY:HA3	1.86	0.58
2:O:57:TYR:CE2	2:O:203:ARG:NH2	2.71	0.58
1:A:69:LYS:HD2	1:A:70:ARG:NH2	2.18	0.57
2:B:276:GLN:HG2	2:B:281:ALA:HB2	1.86	0.57
1:N:178:THR:HG22	1:N:180:ALA:N	2.08	0.57
4:Q:139:ALA:HB3	8:U:54:CYS:SG	2.44	0.57
1:A:178:THR:CG2	1:A:179:ARG:N	2.67	0.57
2:B:372:VAL:HG12	2:B:372:VAL:O	2.04	0.57
1:N:173:ASN:O	1:N:177:LEU:HG	2.04	0.57
1:N:331:ILE:CG2	1:N:431:LEU:HB2	2.34	0.57
1:N:371:GLY:O	1:N:375:VAL:HG23	2.05	0.57
6:S:99:ARG:HB3	6:S:99:ARG:NH1	2.20	0.57
1:A:131:ARG:NH2	1:A:177:LEU:O	2.37	0.57
6:F:73:ARG:NH1	7:G:32:ASP:OD2	2.37	0.57
2:O:27:THR:CG2	2:O:28:LYS:H	2.11	0.57
9:V:65:VAL:HG12	9:V:66:ALA:N	2.19	0.57
1:A:85:HIS:NE2	2:B:284:LEU:HD22	2.20	0.57
5:E:109:GLU:OE2	5:E:153:PHE:HB3	2.03	0.57
3:C:9:HIS:CD2	3:C:12:LEU:H	2.15	0.57
9:V:70:LEU:HD23	9:V:71:ASN:N	2.20	0.57
2:O:334:GLY:O	2:O:338:ARG:HG2	2.05	0.57
1:N:317:THR:HG23	1:N:318:GLY:N	2.19	0.57

Continued on next page...

Continued from previous page...

Atom-1	Atom-2	Interatomic distance (Å)	Clash overlap (Å)
2:O:47:ILE:HD11	2:O:116:VAL:HG13	1.87	0.57
2:O:318:ASP:O	2:O:319:SER:HB2	2.05	0.57
7:G:49:ALA:HB3	7:G:50:PRO:HD3	1.87	0.57
5:R:163:SER:H	5:R:175:PRO:HD2	1.70	0.57
1:A:130:GLU:O	1:A:134:ILE:HG13	2.04	0.56
4:D:229:VAL:HG23	7:G:20:PRO:HG3	1.85	0.56
1:N:37:VAL:HG23	1:N:113:LEU:HD11	1.87	0.56
5:R:134:ILE:HD12	5:R:185:TYR:CE1	2.39	0.56
5:R:188:VAL:HG23	5:R:192:LEU:HB2	1.86	0.56
2:B:24:LEU:HD12	2:B:37:SER:O	2.05	0.56
2:O:407:SER:O	2:O:411:VAL:HG23	2.05	0.56
1:A:106:MET:O	1:A:110:VAL:HG23	2.04	0.56
1:A:395:TRP:HA	1:A:395:TRP:CE3	2.40	0.56
1:N:178:THR:CG2	1:N:179:ARG:N	2.67	0.56
2:O:357:VAL:O	2:O:361:LYS:HG3	2.05	0.56
3:P:9:HIS:CD2	3:P:12:LEU:H	2.15	0.56
3:P:153:ALA:HB2	3:P:288:LYS:HG2	1.87	0.56
1:N:10:ASN:HD21	2:O:19:PRO:HD2	1.70	0.56
6:S:17:ARG:HH11	6:S:17:ARG:HG2	1.71	0.56
2:B:225:ASN:O	2:B:227:ARG:N	2.38	0.56
11:P:3007:PEE:H50	17:T:3004:CDL:H712	1.88	0.56
2:B:46:ARG:NH2	2:B:376:GLN:HG3	2.20	0.56
5:E:45:VAL:HG13	10:J:28:ALA:HA	1.87	0.56
5:R:161:HIS:HB2	5:R:175:PRO:HG3	1.88	0.56
8:U:21:ARG:HG3	8:U:21:ARG:HH11	1.69	0.56
2:B:206:LEU:HD23	2:B:220:ALA:HB2	1.87	0.56
7:G:40:ARG:HB3	17:G:2004:CDL:HA32	1.86	0.56
1:A:196:VAL:HG11	1:A:383:LEU:HD12	1.87	0.56
1:N:131:ARG:NH2	1:N:177:LEU:O	2.37	0.56
2:O:31:ASN:H	2:O:31:ASN:ND2	2.04	0.56
1:A:178:THR:HG22	1:A:180:ALA:N	2.07	0.56
1:N:18:THR:HG23	1:N:24:ARG:HG3	1.88	0.56
1:N:103:SER:HB3	1:N:202:GLY:O	2.06	0.56
1:A:17:THR:HG23	1:A:205:HIS:NE2	2.21	0.55
2:B:71:LEU:HD12	2:B:144:LEU:HD23	1.87	0.55
2:O:221:GLU:C	2:O:223:PHE:H	2.10	0.55
2:O:207:VAL:HG21	2:O:383:GLY:HA3	1.89	0.55
5:R:73:LYS:HB3	5:R:196:GLY:O	2.05	0.55
7:T:72:LYS:CE	8:U:57:GLU:OE1	2.53	0.55
1:A:7:THR:HG21	2:B:113:ARG:CD	2.32	0.55
2:B:122:TYR:O	2:B:126:VAL:HG23	2.07	0.55

Continued on next page...

Continued from previous page...

Atom-1	Atom-2	Interatomic distance (Å)	Clash overlap (Å)
5:E:135:LEU:HD11	5:E:169:GLY:HA3	1.89	0.55
10:W:49:GLY:N	10:W:54:HIS:ND1	2.54	0.55
5:E:116:LYS:HD2	5:E:116:LYS:N	2.22	0.55
7:G:50:PRO:HB2	7:G:51:PRO:CD	2.36	0.55
1:N:130:GLU:O	1:N:134:ILE:HG13	2.07	0.55
1:A:64:PHE:HE2	1:A:86:PHE:CZ	2.25	0.55
7:G:41:PHE:CE2	7:G:45:VAL:HG21	2.41	0.55
2:O:207:VAL:HG12	2:O:208:GLY:N	2.22	0.55
2:O:402:ILE:C	2:O:402:ILE:HD13	2.27	0.55
1:A:369:LEU:HD12	1:A:392:LEU:HD11	1.89	0.55
4:D:102:ARG:HG2	4:D:102:ARG:HH11	1.71	0.55
5:E:131:GLU:CD	5:E:131:GLU:H	2.10	0.55
2:O:156:GLN:HE22	9:V:77:ARG:C	2.09	0.55
5:R:55:VAL:O	5:R:59:ILE:HG12	2.06	0.55
1:A:106:MET:O	1:A:106:MET:HE2	2.07	0.55
3:P:69:HIS:HD2	3:P:73:ASN:HD22	1.50	0.55
3:P:313:GLN:NE2	6:S:36:THR:OG1	2.40	0.55
4:Q:229:VAL:HG23	7:T:20:PRO:HG3	1.89	0.55
5:R:81:ILE:HG12	5:R:87:VAL:HG21	1.87	0.55
1:A:170:THR:HG22	1:A:171:THR:N	2.23	0.55
2:O:56:ARG:HH12	2:O:172:LEU:HG	1.72	0.55
2:O:221:GLU:O	2:O:223:PHE:N	2.40	0.55
5:R:99:ARG:HB3	5:R:133:VAL:CG1	2.37	0.55
9:I:65:VAL:HG12	9:I:66:ALA:N	2.22	0.54
2:O:71:LEU:HD12	2:O:144:LEU:HD23	1.89	0.54
2:B:397:VAL:O	2:B:401:LYS:HG2	2.07	0.54
5:E:84:GLY:CA	5:E:102:THR:HG23	2.37	0.54
5:E:99:ARG:HD3	5:E:105:GLU:OE2	2.08	0.54
10:J:7:ARG:HB3	10:J:7:ARG:HH11	1.72	0.54
1:A:4:TYR:HB3	2:B:114:ASP:OD2	2.07	0.54
2:O:56:ARG:HG3	2:O:56:ARG:HH11	1.71	0.54
1:A:23:LEU:HD23	1:A:24:ARG:N	2.22	0.54
2:B:264:VAL:HG23	2:B:316:TYR:C	2.28	0.54
2:B:357:VAL:O	2:B:361:LYS:HG3	2.06	0.54
1:N:187:ASP:O	1:N:191:LYS:HE3	2.07	0.54
2:O:24:LEU:HD12	2:O:37:SER:O	2.08	0.54
17:Q:3003:CDL:HB22	7:T:40:ARG:NH2	2.22	0.54
5:R:49:TYR:CE1	10:W:32:GLU:HG3	2.43	0.54
2:B:96:LEU:H	9:I:70:LEU:HD22	1.72	0.54
2:O:59:THR:HG22	2:O:61:ALA:H	1.73	0.54
1:A:191:LYS:CA	1:A:195:MET:HE2	2.38	0.54

Continued on next page...

Continued from previous page...

Atom-1	Atom-2	Interatomic distance (Å)	Clash overlap (Å)
4:D:195:GLU:OE1	4:D:201:ARG:NH2	2.41	0.54
5:E:130:PRO:HG2	5:E:131:GLU:OE1	2.06	0.54
3:P:202:HIS:NE2	14:P:3002:UQ:O4	2.36	0.54
3:C:150:LEU:HB3	3:C:292:VAL:HG22	1.90	0.54
8:H:18:THR:O	8:H:22:GLU:HG3	2.08	0.54
2:O:140:LEU:O	2:O:143:GLN:HB3	2.07	0.54
1:A:288:LYS:HE3	1:A:289:HIS:CE1	2.43	0.54
1:N:4:TYR:HB3	2:O:114:ASP:OD2	2.08	0.54
1:N:295:ALA:O	1:N:299:VAL:HG23	2.08	0.54
2:O:31:ASN:N	2:O:31:ASN:HD22	2.06	0.54
2:O:276:GLN:HG2	2:O:281:ALA:HB2	1.90	0.54
7:T:50:PRO:HB2	7:T:51:PRO:HD3	1.90	0.54
8:U:28:GLU:CG	8:U:32:LYS:HE3	2.38	0.54
2:B:56:ARG:HH12	2:B:172:LEU:HG	1.72	0.54
2:B:212:LYS:HB3	2:B:215:ASP:OD2	2.08	0.54
3:P:245:LEU:O	4:Q:201:ARG:HD2	2.08	0.54
7:G:72:LYS:HE2	8:H:57:GLU:OE1	2.07	0.54
5:R:78:LEU:HD11	5:R:187:PHE:CE1	2.43	0.54
7:T:41:PHE:CE2	7:T:45:VAL:HG21	2.44	0.53
9:V:70:LEU:HD23	9:V:71:ASN:OD1	2.08	0.53
2:B:286:LYS:HE2	2:B:287:ARG:NH1	2.23	0.53
1:N:49:ASN:ND2	1:N:51:LYS:H	2.04	0.53
7:T:40:ARG:HB3	17:T:3004:CDL:HA32	1.89	0.53
3:C:263:LEU:O	3:C:264:VAL:HG23	2.08	0.53
3:C:325:LEU:HD21	3:C:366:LEU:HB3	1.89	0.53
5:E:83:GLU:HB3	5:E:102:THR:CG2	2.38	0.53
10:J:56:LYS:O	10:J:60:GLU:HB2	2.09	0.53
1:N:186:ILE:HG23	1:N:190:PHE:CD1	2.43	0.53
3:P:121:LEU:O	3:P:125:MET:HG3	2.07	0.53
2:B:47:ILE:HD13	2:B:120:MET:HE1	1.90	0.53
2:B:248:ASN:C	2:B:248:ASN:ND2	2.58	0.53
1:N:369:LEU:HD12	1:N:392:LEU:HD11	1.89	0.53
4:Q:97:ASN:HB2	4:Q:98:PRO:HD2	1.89	0.53
4:Q:237:TYR:HB2	6:S:60:PHE:CG	2.43	0.53
2:B:133:ARG:HD3	2:B:135:TRP:CZ2	2.44	0.53
12:C:502:HEM:HBC2	12:C:502:HEM:HMC2	1.89	0.53
5:R:77:LYS:HA	5:R:191:ASP:O	2.09	0.53
2:B:75:LEU:HD22	2:B:136:GLU:HB3	1.90	0.53
2:B:34:ILE:HD13	2:B:390:GLY:HA2	1.90	0.53
3:C:334:LEU:HD21	11:C:2007:PEE:H65	1.89	0.53
6:F:11:ARG:O	6:F:15:ARG:HG3	2.08	0.53

Continued on next page...

Continued from previous page...

Atom-1	Atom-2	Interatomic distance (Å)	Clash overlap (Å)
1:N:35:CYS:SG	1:N:203:ILE:HD11	2.48	0.53
1:N:196:VAL:HG11	1:N:383:LEU:HD12	1.90	0.53
4:D:47:ALA:HA	4:D:90:TYR:HA	1.90	0.53
5:E:135:LEU:HD23	5:E:182:VAL:HG22	1.91	0.53
3:P:150:LEU:HB3	3:P:292:VAL:HG22	1.90	0.53
6:S:73:ARG:NH1	7:T:32:ASP:OD2	2.42	0.53
8:H:27:THR:HG22	8:H:29:LYS:H	1.74	0.53
2:B:273:SER:O	2:B:276:GLN:HB3	2.08	0.53
4:D:102:ARG:HA	4:D:108:ALA:O	2.08	0.53
9:I:29:UNK:O	9:I:30:UNK:HB2	2.08	0.53
10:J:49:GLY:N	10:J:54:HIS:ND1	2.57	0.53
1:N:49:ASN:HD21	1:N:51:LYS:HE3	1.73	0.53
2:B:21:ALA:O	2:B:22:GLU:HB3	2.08	0.52
2:B:101:THR:HG23	2:B:104:LYS:HE3	1.90	0.52
7:T:80:ASP:HB3	8:U:47:ARG:NH1	2.24	0.52
2:B:140:LEU:O	2:B:143:GLN:HB3	2.08	0.52
2:B:153:GLN:HE22	9:I:34:UNK:CG	2.22	0.52
3:C:28:ILE:HG12	3:C:225:TYR:OH	2.09	0.52
4:D:79:GLU:HA	4:D:79:GLU:OE2	2.09	0.52
1:N:64:PHE:HE2	1:N:86:PHE:CZ	2.27	0.52
2:O:72:ALA:HB1	2:O:75:LEU:HD12	1.92	0.52
2:B:318:ASP:O	2:B:319:SER:HB2	2.09	0.52
2:O:46:ARG:NH2	2:O:376:GLN:HG3	2.24	0.52
3:P:28:ILE:HG12	3:P:225:TYR:OH	2.09	0.52
3:P:78:TRP:CZ3	4:Q:201:ARG:HG3	2.44	0.52
1:A:268:VAL:O	1:A:272:VAL:HG23	2.10	0.52
7:G:65:GLU:O	7:G:69:LEU:HG	2.09	0.52
9:I:38:UNK:O	9:I:39:UNK:C	2.56	0.52
1:N:26:ALA:HB2	1:N:383:LEU:HD11	1.92	0.52
2:O:34:ILE:HD13	2:O:390:GLY:HA2	1.91	0.52
3:P:138:GLN:HB2	3:P:255:GLU:O	2.10	0.52
5:R:188:VAL:HG23	5:R:192:LEU:CB	2.40	0.52
6:S:40:ASP:O	6:S:44:LYS:HG3	2.10	0.52
4:Q:134:TYR:CG	4:Q:162:PRO:HG3	2.45	0.52
2:B:59:THR:HG22	2:B:60:THR:N	2.25	0.52
4:D:26:VAL:HG22	4:D:188:THR:HG22	1.92	0.52
10:J:60:GLU:OE2	10:J:60:GLU:HA	2.10	0.52
2:O:338:ARG:NH1	2:O:338:ARG:CG	2.67	0.52
5:R:178:TYR:N	5:R:178:TYR:CD1	2.78	0.52
8:U:18:THR:O	8:U:22:GLU:HG3	2.10	0.52
2:B:402:ILE:HD13	2:B:402:ILE:C	2.30	0.52

Continued on next page...

Continued from previous page...

Atom-1	Atom-2	Interatomic distance (Å)	Clash overlap (Å)
5:E:76:ILE:CD1	5:E:98:VAL:HG21	2.37	0.52
5:E:178:TYR:HD1	5:E:178:TYR:H	1.58	0.52
5:E:187:PHE:C	5:E:189:GLY:H	2.13	0.52
6:S:99:ARG:HB3	6:S:99:ARG:HH11	1.75	0.52
1:A:37:VAL:HG23	1:A:113:LEU:HD11	1.90	0.51
2:B:27:THR:CG2	2:B:28:LYS:H	2.17	0.51
2:B:334:GLY:O	2:B:338:ARG:HG2	2.10	0.51
2:O:259:THR:HG22	2:O:260:GLU:N	2.24	0.51
2:O:361:LYS:HA	2:O:402:ILE:HD11	1.91	0.51
4:Q:70:VAL:HG21	4:Q:83:ARG:CZ	2.40	0.51
4:Q:229:VAL:CG2	7:T:20:PRO:HG3	2.40	0.51
2:B:189:GLU:OE1	2:B:189:GLU:N	2.42	0.51
3:C:69:HIS:HD2	3:C:73:ASN:HD22	1.55	0.51
5:E:146:PRO:HG2	5:E:180:LEU:HD21	1.91	0.51
2:O:206:LEU:CD2	2:O:220:ALA:HB2	2.39	0.51
2:B:57:TYR:N	2:B:57:TYR:CD1	2.78	0.51
5:E:74:ILE:HG22	5:E:91:TRP:CD1	2.44	0.51
1:N:364:ALA:O	1:N:368:GLN:HG3	2.10	0.51
1:N:395:TRP:HA	1:N:395:TRP:HE3	1.73	0.51
1:N:402:VAL:HG22	1:N:406:MET:HE1	1.91	0.51
14:P:3002:UQ:C8	14:P:3002:UQ:HM51	2.41	0.51
2:B:395:PRO:HA	2:B:398:VAL:HG12	1.93	0.51
2:B:407:SER:O	2:B:411:VAL:HG23	2.11	0.51
6:F:84:GLU:H	6:F:84:GLU:CD	2.14	0.51
2:O:259:THR:CG2	2:O:260:GLU:N	2.74	0.51
4:Q:167:GLU:CG	8:U:13:LEU:HD12	2.40	0.51
3:C:101:ARG:HD2	3:C:101:ARG:C	2.30	0.51
1:N:63:ALA:O	1:N:116:VAL:HG13	2.11	0.51
5:R:134:ILE:HD12	5:R:185:TYR:HD1	1.74	0.51
8:U:22:GLU:O	8:U:26:GLN:HG2	2.10	0.51
9:V:70:LEU:HD23	9:V:71:ASN:H	1.74	0.51
2:B:47:ILE:HD11	2:B:116:VAL:HG13	1.91	0.51
3:C:153:ALA:HB2	3:C:288:LYS:HG2	1.93	0.51
2:B:76:THR:HG23	2:B:82:SER:HB2	1.92	0.51
5:E:144:CYS:HB2	5:E:158:CYS:SG	2.50	0.51
7:G:73:ASN:ND2	7:G:75:ALA:HB3	2.26	0.51
3:P:138:GLN:HA	3:P:138:GLN:OE1	2.11	0.51
8:U:40:CYS:O	8:U:44:VAL:HG23	2.11	0.51
10:W:4:ALA:O	10:W:8:GLN:HG3	2.10	0.51
1:A:187:ASP:O	1:A:191:LYS:HE3	2.10	0.51
4:D:57:THR:HB	4:D:60:GLU:HG3	1.92	0.51

Continued on next page...

Continued from previous page...

Atom-1	Atom-2	Interatomic distance (Å)	Clash overlap (Å)
4:D:229:VAL:CG2	7:G:20:PRO:HG3	2.40	0.51
4:Q:181:GLN:HA	8:U:77:LEU:HD22	1.91	0.51
7:T:36:ASN:O	7:T:40:ARG:HG3	2.11	0.51
17:D:2003:CDL:HB22	7:G:40:ARG:NH2	2.26	0.51
8:H:21:ARG:HG3	8:H:21:ARG:HH11	1.76	0.51
4:Q:2:GLU:O	4:Q:3:LEU:O	2.29	0.51
2:B:292:THR:HG22	2:B:292:THR:O	2.11	0.51
2:B:345:LYS:O	2:B:349:GLN:HG3	2.10	0.51
2:B:361:LYS:HA	2:B:402:ILE:HD11	1.92	0.51
17:D:2003:CDL:H721	17:D:2003:CDL:HA61	1.93	0.51
5:E:155:GLY:HA3	5:E:166:ASP:O	2.11	0.51
9:I:64:LEU:HD12	9:I:77:ARG:O	2.11	0.51
2:O:164:HIS:O	2:O:173:ALA:HA	2.11	0.51
4:Q:142:VAL:HG23	4:Q:142:VAL:O	2.11	0.51
2:O:31:ASN:HB2	2:O:201:SER:OG	2.11	0.50
2:O:57:TYR:CD1	2:O:57:TYR:N	2.79	0.50
3:P:106:GLY:HA2	3:P:108:TYR:CZ	2.46	0.50
3:P:212:ILE:CD1	6:S:62:ILE:HG23	2.40	0.50
5:R:110:ALA:HA	5:R:122:HIS:NE2	2.25	0.50
5:E:135:LEU:CD1	5:E:169:GLY:HA3	2.41	0.50
1:N:137:GLU:O	1:N:141:MET:HG3	2.10	0.50
2:O:122:TYR:O	2:O:126:VAL:HG23	2.10	0.50
3:P:350:ILE:O	3:P:354:MET:HG2	2.11	0.50
1:A:112:LEU:O	1:A:116:VAL:HG23	2.11	0.50
5:E:141:HIS:HB2	5:E:176:ALA:CB	2.40	0.50
7:T:40:ARG:HD2	17:T:3004:CDL:OA4	2.12	0.50
10:W:7:ARG:HB3	10:W:7:ARG:HH11	1.73	0.50
1:A:191:LYS:C	1:A:195:MET:HE2	2.32	0.50
1:N:140:GLU:HG3	9:V:50:LEU:HD12	1.93	0.50
3:P:313:GLN:HE21	6:S:36:THR:CB	2.24	0.50
4:Q:215:LEU:HD13	5:R:46:ALA:HB3	1.94	0.50
2:B:28:LYS:O	2:B:29:LEU:O	2.29	0.50
2:B:46:ARG:HD2	2:B:110:GLU:CD	2.32	0.50
2:B:259:THR:HG22	2:B:260:GLU:N	2.26	0.50
2:B:332:HIS:O	2:B:336:VAL:HG23	2.12	0.50
2:B:395:PRO:O	2:B:398:VAL:HG12	2.11	0.50
2:O:168:TYR:CE2	2:O:172:LEU:HD12	2.47	0.50
3:P:305:ILE:HB	3:P:306:PRO:HD3	1.93	0.50
4:Q:117:VAL:HG21	4:Q:191:ARG:HA	1.93	0.50
12:C:502:HEM:HMC2	12:C:502:HEM:CBC	2.41	0.50
14:C:2002:UQ:C8	14:C:2002:UQ:HM51	2.41	0.50

Continued on next page...

Continued from previous page...

Atom-1	Atom-2	Interatomic distance (Å)	Clash overlap (Å)
4:D:215:LEU:HD13	5:E:46:ALA:HB3	1.94	0.50
5:E:99:ARG:HB3	5:E:133:VAL:CG1	2.41	0.50
2:O:52:LYS:O	2:O:203:ARG:NH2	2.35	0.50
7:T:49:ALA:HB3	7:T:50:PRO:HD3	1.93	0.50
2:B:287:ARG:HB3	9:I:53:GLU:HG3	1.93	0.50
2:B:338:ARG:NH1	2:B:338:ARG:CG	2.69	0.50
5:E:189:GLY:O	5:E:192:LEU:N	2.45	0.50
8:H:28:GLU:CG	8:H:32:LYS:HE3	2.42	0.50
3:P:34:PHE:HB2	20:P:381:HOH:O	2.10	0.50
2:B:59:THR:HG22	2:B:61:ALA:H	1.75	0.50
2:B:207:VAL:HG21	2:B:383:GLY:CA	2.42	0.50
3:C:78:TRP:CZ3	4:D:201:ARG:HG3	2.47	0.50
3:C:313:GLN:HE21	6:F:36:THR:CB	2.25	0.50
3:C:328:LEU:HD12	7:G:51:PRO:CB	2.32	0.50
1:N:279:ARG:HH22	9:V:30:UNK:C	2.23	0.50
1:N:281:ASP:O	1:N:283:THR:N	2.45	0.50
2:O:56:ARG:NH1	2:O:172:LEU:HG	2.27	0.50
5:R:131:GLU:OE1	5:R:131:GLU:N	2.45	0.50
1:A:307:PHE:CD1	1:A:307:PHE:C	2.85	0.50
2:B:52:LYS:O	2:B:203:ARG:NH2	2.41	0.50
3:C:41:CYS:SG	3:C:90:PHE:HD2	2.35	0.50
5:E:190:ASP:O	5:E:192:LEU:N	2.44	0.50
1:N:280:TYR:CG	1:N:281:ASP:N	2.79	0.50
3:P:156:TYR:C	3:P:158:GLY:H	2.13	0.50
3:C:286:PRO:O	3:C:287:ASN:HB2	2.12	0.49
4:D:102:ARG:HB3	4:D:107:GLY:HA2	1.94	0.49
4:D:169:LEU:C	4:D:169:LEU:HD23	2.32	0.49
5:E:82:PRO:HG2	5:E:85:LYS:HB2	1.94	0.49
5:E:130:PRO:HG2	5:E:131:GLU:OE2	2.11	0.49
2:O:345:LYS:O	2:O:349:GLN:HG3	2.12	0.49
2:O:361:LYS:HD3	2:O:403:ASP:HA	1.94	0.49
5:R:165:TYR:HA	5:R:170:ARG:O	2.12	0.49
5:E:165:TYR:HA	5:E:170:ARG:O	2.12	0.49
1:N:7:THR:HG21	2:O:113:ARG:CD	2.39	0.49
2:O:286:LYS:HE2	2:O:287:ARG:HH12	1.77	0.49
1:A:85:HIS:HB2	1:A:100:LYS:HB2	1.93	0.49
1:A:137:GLU:O	1:A:141:MET:HG3	2.12	0.49
1:A:158:PHE:O	1:A:164:ALA:HB2	2.12	0.49
2:B:56:ARG:NH1	2:B:172:LEU:HG	2.26	0.49
1:N:382:HIS:HB3	1:N:388:ARG:O	2.12	0.49
5:R:97:PHE:O	5:R:134:ILE:HA	2.13	0.49

Continued on next page...

Continued from previous page...

Atom-1	Atom-2	Interatomic distance (Å)	Clash overlap (Å)
5:R:144:CYS:HB2	5:R:158:CYS:SG	2.51	0.49
6:S:77:LYS:HA	6:S:80:TRP:CE2	2.48	0.49
2:B:314:VAL:CG1	9:I:63:ASP:HB3	2.40	0.49
3:C:90:PHE:CE1	3:C:236:MET:HB3	2.48	0.49
5:E:106:ILE:O	5:E:106:ILE:HG22	2.11	0.49
2:O:212:LYS:HB3	2:O:215:ASP:OD2	2.12	0.49
3:P:325:LEU:HD21	3:P:366:LEU:HB3	1.93	0.49
8:U:21:ARG:HG3	8:U:21:ARG:NH1	2.27	0.49
1:A:49:ASN:ND2	1:A:51:LYS:H	2.10	0.49
1:A:173:ASN:O	1:A:177:LEU:HG	2.12	0.49
1:A:371:GLY:O	1:A:375:VAL:HG23	2.12	0.49
4:D:169:LEU:HD23	4:D:169:LEU:O	2.11	0.49
3:P:334:LEU:HD21	11:P:3007:PEE:H65	1.93	0.49
4:Q:79:GLU:OE2	4:Q:79:GLU:HA	2.13	0.49
1:A:220:SER:HB2	1:A:225:GLU:HB2	1.95	0.49
3:C:263:LEU:O	3:C:264:VAL:CG2	2.61	0.49
1:N:10:ASN:ND2	2:O:19:PRO:CD	2.71	0.49
3:P:263:LEU:O	3:P:264:VAL:CG2	2.61	0.49
3:P:286:PRO:O	3:P:287:ASN:HB2	2.13	0.49
2:B:109:VAL:HG21	2:B:119:VAL:HG12	1.95	0.49
5:E:97:PHE:O	5:E:134:ILE:HA	2.12	0.49
5:E:188:VAL:HG12	5:E:188:VAL:O	2.12	0.49
1:N:10:ASN:CG	2:O:19:PRO:HD2	2.33	0.49
2:O:357:VAL:CG1	2:O:361:LYS:HE3	2.43	0.49
3:P:198:LEU:HD21	12:P:502:HEM:HMA3	1.93	0.49
4:Q:47:ALA:HA	4:Q:90:TYR:HA	1.95	0.49
5:R:177:PRO:HG2	5:R:178:TYR:H	1.77	0.49
3:C:305:ILE:HB	3:C:306:PRO:HD3	1.95	0.49
4:Q:102:ARG:HB3	4:Q:107:GLY:HA2	1.95	0.49
5:R:118:ARG:NH1	5:R:174:GLY:O	2.45	0.49
10:W:40:ASP:O	10:W:44:GLU:HG3	2.11	0.49
10:W:58:LYS:HB2	10:W:59:TYR:CE1	2.48	0.49
3:C:50:LEU:O	3:C:54:MET:HG3	2.12	0.49
4:Q:171:TYR:OH	4:Q:182:ILE:HA	2.13	0.49
2:B:27:THR:CG2	2:B:28:LYS:N	2.74	0.49
4:D:165:TYR:CZ	4:D:168:ILE:HG13	2.48	0.49
2:O:292:THR:HG22	2:O:292:THR:O	2.13	0.49
2:B:164:HIS:O	2:B:173:ALA:HA	2.13	0.48
2:B:353:THR:HG22	2:B:355:GLU:N	2.03	0.48
1:N:60:GLU:OE2	1:N:89:TYR:HA	2.13	0.48
1:N:220:SER:HB2	1:N:225:GLU:HB2	1.94	0.48

Continued on next page...

Continued from previous page...

Atom-1	Atom-2	Interatomic distance (Å)	Clash overlap (Å)
2:O:59:THR:HG22	2:O:60:THR:N	2.27	0.48
1:A:64:PHE:HE2	1:A:86:PHE:CE1	2.31	0.48
4:D:70:VAL:HG21	4:D:83:ARG:CZ	2.43	0.48
2:O:133:ARG:HD3	2:O:135:TRP:CZ2	2.47	0.48
4:Q:1:GLY:O	4:Q:2:GLU:HB2	2.13	0.48
4:D:171:TYR:OH	4:D:182:ILE:HA	2.13	0.48
5:E:73:LYS:HB3	5:E:196:GLY:O	2.12	0.48
7:G:34:LEU:HB2	7:G:35:PRO:HD3	1.94	0.48
2:O:395:PRO:HA	2:O:398:VAL:HG12	1.95	0.48
2:O:402:ILE:HG23	2:O:403:ASP:N	2.28	0.48
4:Q:237:TYR:HB2	6:S:60:PHE:CD1	2.48	0.48
5:R:129:LYS:HB3	5:R:131:GLU:OE1	2.13	0.48
8:U:17:LEU:HD13	8:U:73:LEU:HD22	1.96	0.48
8:U:43:ARG:HD2	8:U:47:ARG:NH2	2.28	0.48
2:B:324:PHE:HE2	2:B:341:MET:HE3	1.79	0.48
4:D:57:THR:CG2	4:D:58:GLU:N	2.75	0.48
4:D:181:GLN:HA	8:H:77:LEU:HD22	1.93	0.48
6:F:58:ARG:HD2	6:F:89:TYR:OH	2.13	0.48
8:H:17:LEU:HD13	8:H:73:LEU:HD22	1.94	0.48
9:I:34:UNK:CG	9:I:35:UNK:N	2.76	0.48
1:N:64:PHE:HE2	1:N:86:PHE:CE1	2.32	0.48
1:N:219:VAL:HG12	1:N:220:SER:N	2.27	0.48
3:P:263:LEU:O	3:P:264:VAL:HG23	2.13	0.48
5:R:78:LEU:HD11	5:R:187:PHE:HD1	1.77	0.48
5:R:155:GLY:HA3	5:R:166:ASP:O	2.13	0.48
5:R:186:GLN:O	5:R:193:VAL:HG23	2.14	0.48
6:S:84:GLU:CD	6:S:84:GLU:H	2.16	0.48
1:A:27:SER:HA	1:A:199:ALA:O	2.13	0.48
2:B:168:TYR:CE2	2:B:172:LEU:HD12	2.48	0.48
2:B:353:THR:HG22	2:B:354:GLU:N	2.28	0.48
5:E:178:TYR:N	5:E:178:TYR:CD1	2.82	0.48
3:P:325:LEU:HD22	3:P:370:ILE:HG13	1.96	0.48
5:R:170:ARG:HA	5:R:179:ASN:CB	2.39	0.48
3:C:45:GLN:HB3	12:C:501:HEM:HAB	1.94	0.48
2:O:31:ASN:ND2	2:O:31:ASN:N	2.58	0.48
2:O:170:THR:O	2:O:172:LEU:N	2.47	0.48
5:R:119:ASP:HB3	5:R:179:ASN:HD21	1.77	0.48
2:B:56:ARG:HH11	2:B:56:ARG:HG3	1.79	0.48
2:B:264:VAL:HG23	2:B:316:TYR:O	2.13	0.48
5:E:83:GLU:C	5:E:85:LYS:H	2.16	0.48
5:E:189:GLY:O	5:E:192:LEU:O	2.32	0.48

Continued on next page...

Continued from previous page...

Atom-1	Atom-2	Interatomic distance (Å)	Clash overlap (Å)
1:N:85:HIS:HB2	1:N:100:LYS:HB2	1.95	0.48
1:N:134:ILE:CG2	1:N:174:ILE:HD13	2.43	0.48
3:P:279:TYR:O	3:P:282:LEU:HB3	2.14	0.48
2:B:110:GLU:O	2:B:111:CYS:HB3	2.14	0.48
2:B:259:THR:CG2	2:B:260:GLU:N	2.77	0.48
9:I:31:UNK:CA	9:I:73:PRO:HG2	2.44	0.48
1:N:321:GLY:HA2	1:N:342:TRP:HZ2	1.79	0.48
3:P:28:ILE:HD11	3:P:225:TYR:CE2	2.48	0.48
1:A:223:TYR:H	1:A:223:TYR:HD2	1.60	0.48
1:A:364:ALA:O	1:A:368:GLN:HG3	2.14	0.48
7:G:50:PRO:HB2	7:G:51:PRO:HD3	1.96	0.48
3:P:30:ALA:HB1	17:Q:3003:CDL:H111	1.95	0.48
5:R:162:GLY:O	5:R:163:SER:C	2.51	0.48
7:T:34:LEU:HB2	7:T:35:PRO:HD3	1.96	0.48
7:T:65:GLU:O	7:T:69:LEU:HG	2.13	0.48
1:A:248:LEU:HD12	1:A:426:GLY:HA2	1.94	0.48
5:E:77:LYS:HA	5:E:192:LEU:HD23	1.96	0.48
1:N:45:SER:HA	1:N:48:GLU:HG3	1.95	0.48
5:R:135:LEU:HD13	5:R:180:LEU:HD12	1.95	0.48
1:A:358:LYS:HE3	1:A:399:ILE:O	2.14	0.47
1:A:395:TRP:HA	1:A:395:TRP:HE3	1.78	0.47
5:E:190:ASP:C	5:E:192:LEU:N	2.67	0.47
10:J:40:ASP:O	10:J:44:GLU:HG3	2.14	0.47
2:O:71:LEU:CD2	9:V:68:ILE:HG13	2.44	0.47
8:U:65:ARG:O	8:U:68:CYS:HB3	2.14	0.47
4:Q:195:GLU:OE1	4:Q:201:ARG:NH2	2.47	0.47
5:R:77:LYS:HE2	5:R:79:SER:HB2	1.95	0.47
6:F:77:LYS:HB3	6:F:77:LYS:HE2	1.74	0.47
1:N:106:MET:HG3	1:N:203:ILE:CD1	2.37	0.47
1:N:358:LYS:HE3	1:N:399:ILE:O	2.14	0.47
5:R:178:TYR:N	5:R:178:TYR:HD1	2.12	0.47
6:S:95:LYS:O	6:S:99:ARG:HG3	2.14	0.47
1:A:320:PHE:CE2	1:A:415:ILE:HD11	2.50	0.47
2:B:28:LYS:O	2:B:28:LYS:HG2	2.14	0.47
3:C:121:LEU:O	3:C:125:MET:HG3	2.14	0.47
5:E:75:GLU:HB3	5:E:194:VAL:HG22	1.95	0.47
6:F:77:LYS:HA	6:F:80:TRP:CE2	2.49	0.47
1:N:151:ASP:OD2	5:R:2:HIS:NE2	2.31	0.47
1:N:191:LYS:CA	1:N:195:MET:HE2	2.44	0.47
2:O:56:ARG:HG3	2:O:56:ARG:NH1	2.28	0.47
2:O:227:ARG:HB3	2:O:228:SER:H	1.52	0.47

Continued on next page...

Continued from previous page...

Atom-1	Atom-2	Interatomic distance (Å)	Clash overlap (Å)
2:O:414:ALA:O	2:O:418:VAL:HG23	2.14	0.47
3:P:92:PHE:O	3:P:95:ILE:HG22	2.14	0.47
4:Q:240:PRO:O	4:Q:241:LYS:C	2.53	0.47
5:R:49:TYR:HE1	10:W:32:GLU:HG3	1.79	0.47
2:B:47:ILE:CD1	2:B:120:MET:HE2	2.42	0.47
2:B:215:ASP:O	2:B:219:VAL:HG23	2.15	0.47
5:E:142:LEU:HD12	5:E:161:HIS:CE1	2.49	0.47
9:I:49:LEU:HD22	9:I:54:SER:HB3	1.96	0.47
2:O:29:LEU:HB2	2:O:31:ASN:HD21	1.79	0.47
1:A:151:ASP:OD2	5:E:2:HIS:NE2	2.33	0.47
3:C:92:PHE:O	3:C:95:ILE:HG22	2.13	0.47
1:N:248:LEU:HD12	1:N:426:GLY:HA2	1.97	0.47
1:N:288:LYS:HE3	1:N:289:HIS:CE1	2.49	0.47
1:N:320:PHE:CE2	1:N:415:ILE:HD11	2.49	0.47
4:Q:102:ARG:HA	4:Q:108:ALA:O	2.14	0.47
10:W:7:ARG:NH1	10:W:7:ARG:CB	2.75	0.47
1:A:217:SER:O	1:A:218:GLY:C	2.53	0.47
4:D:134:TYR:CG	4:D:162:PRO:HG3	2.50	0.47
5:E:127:VAL:O	5:E:128:LYS:HB2	2.15	0.47
2:O:76:THR:HG23	2:O:82:SER:HB2	1.97	0.47
2:O:303:THR:HA	2:O:335:GLU:OE1	2.15	0.47
2:O:325:TYR:CD1	9:V:60:ALA:HB3	2.50	0.47
4:Q:149:TYR:CE1	4:Q:156:GLN:HB3	2.50	0.47
5:R:75:GLU:O	5:R:75:GLU:HG3	2.15	0.47
5:R:113:ASP:HB2	5:R:116:LYS:HB2	1.96	0.47
5:R:185:TYR:HB3	5:R:195:VAL:HA	1.96	0.47
5:R:185:TYR:O	5:R:186:GLN:HB3	2.14	0.47
2:B:76:THR:HG23	2:B:136:GLU:OE1	2.15	0.47
2:B:402:ILE:HG23	2:B:403:ASP:N	2.30	0.47
1:N:281:ASP:HB2	9:V:33:UNK:HB2	1.95	0.47
2:O:385:GLU:O	2:O:389:SER:HB3	2.14	0.47
4:Q:240:PRO:HD3	7:T:12:HIS:CE1	2.50	0.47
2:B:306:PRO:HA	9:I:52:ARG:HG3	1.95	0.47
2:B:357:VAL:CG1	2:B:361:LYS:HE3	2.45	0.47
4:D:69:GLU:OE1	4:D:82:MET:HB3	2.15	0.47
4:D:208:MET:O	4:D:212:SER:HB2	2.15	0.47
3:P:108:TYR:HB3	3:P:114:TRP:CE3	2.50	0.47
8:U:34:ARG:O	8:U:38:GLU:HG3	2.15	0.47
1:A:70:ARG:HA	1:A:71:PRO:HD2	1.80	0.47
3:C:224:TYR:HB3	4:D:227:TRP:CZ2	2.50	0.47
4:D:235:MET:CB	7:G:15:THR:HG22	2.45	0.47

Continued on next page...

Continued from previous page...

Atom-1	Atom-2	Interatomic distance (Å)	Clash overlap (Å)
5:E:122:HIS:HB3	5:E:125:ASP:OD1	2.14	0.47
1:N:205:HIS:O	1:N:208:LEU:HB3	2.15	0.47
3:P:50:LEU:O	3:P:54:MET:HG3	2.15	0.47
5:R:84:GLY:O	5:R:85:LYS:HD3	2.14	0.47
5:R:135:LEU:CD2	5:R:182:VAL:HG22	2.42	0.47
1:A:204:SER:HB3	1:A:207:GLU:HB2	1.97	0.46
7:G:36:ASN:O	7:G:40:ARG:HG3	2.15	0.46
2:O:47:ILE:CD1	2:O:116:VAL:HG13	2.44	0.46
3:P:156:TYR:CD2	3:P:156:TYR:N	2.80	0.46
3:P:238:THR:HB	3:P:239:PRO:CD	2.40	0.46
2:B:47:ILE:CD1	2:B:116:VAL:HG13	2.46	0.46
4:D:57:THR:HG22	4:D:58:GLU:N	2.29	0.46
5:E:75:GLU:HG3	5:E:75:GLU:O	2.15	0.46
8:H:43:ARG:O	8:H:47:ARG:HG3	2.15	0.46
2:O:332:HIS:O	2:O:336:VAL:HG23	2.15	0.46
4:Q:68:VAL:HG11	4:Q:92:PRO:HG3	1.97	0.46
2:B:101:THR:OG1	2:B:104:LYS:HG3	2.15	0.46
2:O:156:GLN:NE2	9:V:77:ARG:C	2.68	0.46
3:P:22:LEU:HD21	14:P:3002:UQ:CM3	2.45	0.46
7:T:80:ASP:OD1	8:U:47:ARG:HD3	2.15	0.46
2:B:402:ILE:O	2:B:405:VAL:HG23	2.16	0.46
4:D:203:ARG:NH1	18:D:2091:BOG:O3	2.49	0.46
1:N:245:ASP:OD1	7:T:11:ARG:NE	2.44	0.46
10:W:32:GLU:HG2	10:W:36:ASP:OD2	2.15	0.46
2:B:24:LEU:HG	2:B:24:LEU:O	2.16	0.46
5:E:187:PHE:C	5:E:189:GLY:N	2.68	0.46
5:E:191:ASP:OD2	5:E:191:ASP:N	2.48	0.46
9:I:71:ASN:H	9:I:71:ASN:HD22	1.64	0.46
1:N:307:PHE:CD1	1:N:307:PHE:C	2.88	0.46
3:P:90:PHE:CE1	3:P:236:MET:HB3	2.51	0.46
4:Q:158:ILE:HG12	4:Q:160:MET:H	1.81	0.46
2:B:411:VAL:O	2:B:415:LYS:HG3	2.15	0.46
2:B:414:ALA:O	2:B:418:VAL:HG23	2.15	0.46
1:N:158:PHE:O	1:N:164:ALA:HB2	2.15	0.46
1:N:282:ARG:NH2	9:V:36:UNK:HA	2.24	0.46
3:P:328:LEU:CD1	7:T:51:PRO:HB3	2.35	0.46
4:Q:3:LEU:N	4:Q:3:LEU:HD12	2.31	0.46
4:Q:69:GLU:OE1	4:Q:82:MET:HB3	2.16	0.46
9:V:51:CYS:HB2	9:V:53:GLU:OE1	2.16	0.46
2:B:385:GLU:O	2:B:387:LEU:N	2.49	0.46
4:D:117:VAL:HG21	4:D:191:ARG:HA	1.97	0.46

Continued on next page...

Continued from previous page...

Atom-1	Atom-2	Interatomic distance (Å)	Clash overlap (Å)
5:E:91:TRP:HZ2	5:E:196:GLY:HA2	1.80	0.46
9:V:70:LEU:CD2	9:V:71:ASN:OD1	2.64	0.46
2:B:225:ASN:O	2:B:226:ILE:C	2.53	0.46
2:B:274:VAL:O	2:B:278:VAL:HG23	2.15	0.46
3:C:279:TYR:O	3:C:282:LEU:HB3	2.16	0.46
1:N:27:SER:HA	1:N:199:ALA:O	2.16	0.46
2:O:110:GLU:O	2:O:111:CYS:HB3	2.15	0.46
4:Q:139:ALA:HB2	8:U:41:ASP:OD1	2.16	0.46
1:N:22:GLY:O	1:N:193:PRO:HA	2.15	0.46
3:P:153:ALA:CB	3:P:288:LYS:HG2	2.45	0.46
4:Q:57:THR:HB	4:Q:60:GLU:HG3	1.98	0.46
5:R:106:ILE:HG21	5:R:130:PRO:HB3	1.97	0.46
1:A:26:ALA:O	1:A:198:ALA:HA	2.16	0.46
1:A:239:SER:HB2	7:G:17:SER:O	2.16	0.46
3:C:138:GLN:HB2	3:C:255:GLU:O	2.16	0.46
5:E:141:HIS:HB3	19:E:501:FES:S2	2.55	0.46
4:Q:8:PRO:HG2	4:Q:10:PHE:CE1	2.51	0.46
5:R:76:ILE:O	5:R:193:VAL:HG12	2.16	0.46
5:R:137:GLY:O	5:R:145:VAL:HG13	2.15	0.46
5:E:41:ALA:O	5:E:45:VAL:HG23	2.16	0.45
1:N:383:LEU:O	1:N:387:GLY:HA2	2.16	0.45
2:O:46:ARG:HD2	2:O:110:GLU:CD	2.36	0.45
2:O:109:VAL:HG21	2:O:119:VAL:HG12	1.98	0.45
2:O:353:THR:HG22	2:O:354:GLU:N	2.31	0.45
4:Q:221:TYR:CD2	5:R:39:VAL:HG11	2.51	0.45
5:R:106:ILE:O	5:R:109:GLU:HB3	2.15	0.45
6:S:16:ILE:O	6:S:19:TRP:HB3	2.16	0.45
6:S:52:GLU:OE2	7:T:11:ARG:NH1	2.49	0.45
1:A:49:ASN:HD21	1:A:51:LYS:CE	2.28	0.45
5:R:96:LEU:HD12	5:R:135:LEU:O	2.16	0.45
5:R:140:THR:OG1	5:R:176:ALA:HB1	2.16	0.45
1:A:233:ARG:HH21	1:A:316:ASP:HB2	1.81	0.45
1:A:402:VAL:HA	1:A:406:MET:CE	2.46	0.45
2:B:71:LEU:CD2	9:I:68:ILE:HG13	2.47	0.45
2:B:104:LYS:HD2	2:B:104:LYS:C	2.37	0.45
2:B:156:GLN:HE22	9:I:77:ARG:C	2.20	0.45
4:D:102:ARG:HG2	4:D:102:ARG:NH1	2.31	0.45
6:F:13:MET:O	6:F:17:ARG:HG3	2.16	0.45
1:N:223:TYR:H	1:N:223:TYR:HD2	1.64	0.45
4:Q:57:THR:CG2	4:Q:58:GLU:N	2.79	0.45
5:R:171:ILE:HD13	5:R:176:ALA:HB3	1.98	0.45

Continued on next page...

Continued from previous page...

Atom-1	Atom-2	Interatomic distance (Å)	Clash overlap (Å)
5:R:188:VAL:O	5:R:192:LEU:HB2	2.16	0.45
10:W:59:TYR:N	10:W:59:TYR:CD1	2.84	0.45
5:E:76:ILE:O	5:E:193:VAL:HG12	2.17	0.45
1:N:106:MET:O	1:N:106:MET:HE2	2.17	0.45
1:N:122:LEU:HD11	1:N:186:ILE:HD12	1.99	0.45
1:N:240:GLU:HA	1:N:422:LEU:O	2.17	0.45
4:Q:102:ARG:HH11	4:Q:102:ARG:HG2	1.80	0.45
5:R:77:LYS:HA	5:R:192:LEU:HD23	1.97	0.45
5:R:184:THR:O	5:R:185:TYR:HB3	2.16	0.45
1:A:144:ASP:OD2	1:A:147:ASN:ND2	2.49	0.45
1:A:178:THR:HG22	1:A:179:ARG:N	2.31	0.45
11:C:2007:PEE:H11	6:F:29:TYR:OH	2.16	0.45
7:G:81:GLN:OXT	7:G:81:GLN:HG3	2.17	0.45
2:O:169:LYS:O	2:O:170:THR:HG23	2.15	0.45
2:O:247:GLN:HE22	2:O:429:ASP:HA	1.82	0.45
3:P:18:SER:CB	3:P:202:HIS:HE1	2.30	0.45
1:A:382:HIS:HB3	1:A:388:ARG:O	2.17	0.45
2:B:86:THR:O	2:B:90:GLU:HG3	2.17	0.45
2:B:325:TYR:CD1	9:I:60:ALA:HB3	2.52	0.45
2:O:307:PHE:H	9:V:52:ARG:HG2	1.82	0.45
11:P:3007:PEE:H7	7:T:44:GLN:HE21	1.81	0.45
4:Q:168:ILE:HG12	4:Q:168:ILE:O	2.16	0.45
2:B:303:THR:HA	2:B:335:GLU:OE1	2.17	0.45
5:E:84:GLY:N	5:E:100:HIS:O	2.44	0.45
6:F:67:ASP:HA	6:F:70:LEU:HD23	1.99	0.45
7:G:28:ASN:HB3	7:G:31:SER:OG	2.17	0.45
1:N:26:ALA:O	1:N:198:ALA:HA	2.17	0.45
1:N:49:ASN:HD21	1:N:51:LYS:CE	2.30	0.45
1:N:143:ASN:ND2	9:V:48:PRO:HD3	2.25	0.45
2:O:345:LYS:HG2	2:O:418:VAL:CG1	2.46	0.45
3:P:208:ASN:HB2	3:P:209:PRO:HD2	1.99	0.45
5:R:112:VAL:HG21	5:R:170:ARG:NH2	2.32	0.45
1:A:134:ILE:CG2	1:A:174:ILE:HD13	2.47	0.45
2:B:72:ALA:HB1	2:B:75:LEU:HD12	1.97	0.45
6:F:40:ASP:O	6:F:44:LYS:HG3	2.17	0.45
2:O:35:ILE:HD13	2:O:217:LYS:HA	1.99	0.45
2:O:46:ARG:HD2	2:O:110:GLU:HG2	1.99	0.45
2:O:54:GLY:C	2:O:56:ARG:H	2.20	0.45
2:O:86:THR:O	2:O:90:GLU:HG3	2.17	0.45
2:O:286:LYS:C	2:O:288:GLY:H	2.20	0.45
2:O:345:LYS:HG2	2:O:418:VAL:HG13	1.99	0.45

Continued on next page...

Continued from previous page...

Atom-1	Atom-2	Interatomic distance (Å)	Clash overlap (Å)
4:Q:26:VAL:HG22	4:Q:188:THR:HG22	1.98	0.45
1:A:222:THR:OG1	1:A:225:GLU:HG3	2.17	0.45
5:E:137:GLY:O	5:E:145:VAL:HG13	2.16	0.45
4:Q:200:GLN:NE2	18:Q:3091:BOG:H5	2.32	0.45
1:N:23:LEU:HD23	1:N:24:ARG:N	2.31	0.45
1:N:106:MET:HE2	1:N:110:VAL:CG2	2.47	0.45
3:P:376:LYS:O	6:S:17:ARG:NH1	2.47	0.45
2:B:71:LEU:CD1	2:B:144:LEU:HD23	2.46	0.44
3:C:234:THR:HG21	4:D:219:LEU:HD12	1.99	0.44
5:E:73:LYS:HB2	5:E:195:VAL:O	2.16	0.44
1:N:191:LYS:C	1:N:195:MET:HE2	2.37	0.44
5:R:163:SER:HA	5:R:174:GLY:HA3	1.99	0.44
2:B:247:GLN:HE22	2:B:429:ASP:HA	1.83	0.44
4:D:222:MET:HE3	5:E:40:THR:HG23	1.99	0.44
6:F:13:MET:HA	6:F:13:MET:HE2	1.98	0.44
10:J:32:GLU:HG2	10:J:36:ASP:OD2	2.17	0.44
5:R:161:HIS:CB	5:R:175:PRO:HG3	2.47	0.44
5:R:169:GLY:O	5:R:179:ASN:HB3	2.17	0.44
1:A:205:HIS:O	1:A:208:LEU:HB3	2.18	0.44
1:A:274:ASN:HD22	1:A:274:ASN:HA	1.65	0.44
5:E:127:VAL:CG1	5:E:128:LYS:H	2.13	0.44
9:I:68:ILE:HD13	9:I:68:ILE:HA	1.85	0.44
2:O:75:LEU:HD22	2:O:136:GLU:HB3	1.99	0.44
10:J:56:LYS:HE2	10:J:56:LYS:HB3	1.82	0.44
4:Q:161:ALA:O	4:Q:162:PRO:C	2.56	0.44
5:R:179:ASN:O	5:R:180:LEU:C	2.56	0.44
1:A:35:CYS:SG	1:A:203:ILE:HD11	2.57	0.44
2:B:402:ILE:HG23	2:B:403:ASP:H	1.83	0.44
5:E:136:VAL:O	5:E:138:VAL:N	2.44	0.44
2:O:26:ILE:HG12	2:O:26:ILE:O	2.16	0.44
4:Q:57:THR:HG22	4:Q:58:GLU:N	2.32	0.44
5:R:171:ILE:HG12	5:R:176:ALA:O	2.18	0.44
2:B:295:LEU:O	2:B:299:VAL:HG23	2.18	0.44
11:C:2007:PEE:H7	7:G:44:GLN:HE21	1.81	0.44
4:D:168:ILE:HG12	4:D:168:ILE:O	2.18	0.44
17:Q:3003:CDL:HA61	17:Q:3003:CDL:H721	1.99	0.44
9:V:64:LEU:HD12	9:V:77:ARG:C	2.36	0.44
2:B:170:THR:O	2:B:172:LEU:N	2.50	0.44
3:C:286:PRO:O	3:C:287:ASN:CB	2.65	0.44
16:D:501:HEC:HMB1	16:D:501:HEC:HBB3	2.00	0.44
1:N:438:ARG:HG3	1:N:438:ARG:HH11	1.83	0.44

Continued on next page...

Continued from previous page...

Atom-1	Atom-2	Interatomic distance (Å)	Clash overlap (Å)
3:P:275:PHE:HB3	13:P:3001:AZO:C11	2.48	0.44
1:N:402:VAL:HA	1:N:406:MET:CE	2.48	0.44
2:O:162:ASN:O	2:O:244:ILE:HD12	2.18	0.44
2:O:221:GLU:CG	2:O:222:GLN:H	2.25	0.44
2:O:411:VAL:O	2:O:415:LYS:HG3	2.18	0.44
3:P:18:SER:HB2	3:P:202:HIS:HE1	1.82	0.44
3:P:28:ILE:HD11	3:P:225:TYR:CZ	2.53	0.44
5:R:165:TYR:CD2	5:R:180:LEU:HG	2.53	0.44
9:V:33:UNK:HA	9:V:73:PRO:HB3	2.00	0.44
2:B:333:ALA:O	2:B:337:ILE:HG13	2.18	0.44
3:C:49:GLY:O	12:C:501:HEM:HAC	2.17	0.44
1:A:26:ALA:HB2	1:A:383:LEU:HD11	1.99	0.43
2:B:56:ARG:NH1	2:B:56:ARG:HG3	2.33	0.43
3:C:106:GLY:HA2	3:C:108:TYR:CZ	2.53	0.43
5:E:49:TYR:CE1	10:J:32:GLU:HG3	2.53	0.43
5:E:96:LEU:HD12	5:E:135:LEU:O	2.18	0.43
5:E:114:VAL:HG21	5:E:172:ARG:HH12	1.83	0.43
5:E:129:LYS:HG3	5:E:187:PHE:CE2	2.53	0.43
5:E:133:VAL:O	5:E:133:VAL:HG13	2.18	0.43
8:H:34:ARG:O	8:H:38:GLU:HG3	2.18	0.43
10:J:58:LYS:HB2	10:J:59:TYR:CE1	2.53	0.43
2:O:207:VAL:HG21	2:O:383:GLY:CA	2.46	0.43
3:P:27:ASN:ND2	3:P:209:PRO:HG2	2.32	0.43
3:P:41:CYS:SG	3:P:91:PHE:HA	2.58	0.43
4:Q:2:GLU:HB3	4:Q:3:LEU:HD12	2.00	0.43
6:S:58:ARG:HD2	6:S:89:TYR:OH	2.18	0.43
1:A:217:SER:O	1:A:219:VAL:HG23	2.18	0.43
1:N:239:SER:HB2	7:T:17:SER:O	2.18	0.43
5:R:103:GLN:O	5:R:107:ASN:ND2	2.51	0.43
1:A:205:HIS:O	1:A:209:VAL:HG12	2.18	0.43
2:B:132:PHE:CE1	2:B:191:LEU:HB3	2.53	0.43
3:C:153:ALA:CB	3:C:288:LYS:HG2	2.49	0.43
4:D:105:ASN:O	4:D:106:ASN:HB2	2.18	0.43
3:P:286:PRO:O	3:P:287:ASN:CB	2.66	0.43
2:B:68:LEU:HD23	2:B:186:ILE:HG21	2.00	0.43
2:B:220:ALA:O	2:B:224:LEU:HB2	2.18	0.43
4:D:234:LYS:HD2	5:E:8:PRO:HB2	2.00	0.43
1:N:134:ILE:HG22	1:N:174:ILE:HD13	2.00	0.43
2:O:324:PHE:HE2	2:O:341:MET:HE3	1.83	0.43
3:P:101:ARG:HD2	3:P:101:ARG:O	2.18	0.43
3:P:263:LEU:C	3:P:264:VAL:HG23	2.39	0.43

Continued on next page...

Continued from previous page...

Atom-1	Atom-2	Interatomic distance (Å)	Clash overlap (Å)
1:A:321:GLY:HA2	1:A:342:TRP:HZ2	1.83	0.43
2:B:33:LEU:HD12	2:B:204:MET:O	2.19	0.43
2:B:46:ARG:HD2	2:B:110:GLU:HG2	2.00	0.43
4:D:223:LYS:HD3	4:D:223:LYS:C	2.38	0.43
1:N:362:ARG:O	1:N:365:MET:HG2	2.18	0.43
2:O:33:LEU:HD12	2:O:204:MET:O	2.17	0.43
4:Q:238:ARG:CZ	5:R:5:VAL:HG22	2.48	0.43
2:B:54:GLY:C	2:B:56:ARG:H	2.21	0.43
2:B:168:TYR:HB2	2:B:173:ALA:HB2	2.00	0.43
1:N:17:THR:HG23	1:N:205:HIS:NE2	2.34	0.43
5:R:101:ARG:HH21	5:R:130:PRO:HA	1.83	0.43
1:A:274:ASN:ND2	1:A:309:THR:HB	2.34	0.43
3:C:120:LEU:HD23	3:C:120:LEU:HA	1.87	0.43
3:C:273:TRP:HA	3:C:276:LEU:CD1	2.48	0.43
11:C:2007:PEE:H50	17:G:2004:CDL:H712	2.01	0.43
2:O:222:GLN:O	2:O:222:GLN:HG2	2.19	0.43
3:P:198:LEU:HD13	14:P:3002:UQ:HM53	2.01	0.43
5:R:79:SER:OG	5:R:191:ASP:HB2	2.18	0.43
5:R:96:LEU:HD21	5:R:195:VAL:HG21	2.00	0.43
1:A:331:ILE:CG2	1:A:431:LEU:HB2	2.41	0.43
5:E:162:GLY:O	5:E:163:SER:C	2.57	0.43
9:I:39:UNK:HA	9:V:40:UNK:O	2.19	0.43
1:N:178:THR:HG22	1:N:179:ARG:N	2.33	0.43
1:N:354:VAL:HG23	1:N:355:LYS:N	2.34	0.43
1:A:21:ASN:OD1	1:A:21:ASN:N	2.49	0.43
2:B:297:GLN:O	2:B:301:LYS:HG3	2.18	0.43
8:H:21:ARG:HG3	8:H:21:ARG:NH1	2.34	0.43
2:O:141:GLN:N	2:O:142:PRO:HD2	2.34	0.43
7:T:28:ASN:HB3	7:T:31:SER:OG	2.19	0.43
1:A:40:TRP:CZ2	1:A:377:GLU:HA	2.54	0.43
1:A:106:MET:HE2	1:A:106:MET:C	2.39	0.43
1:A:418:LYS:O	1:A:420:PRO:HD3	2.19	0.43
1:A:438:ARG:HH11	1:A:438:ARG:HG3	1.84	0.43
2:O:71:LEU:CD1	2:O:144:LEU:HD23	2.48	0.43
2:O:395:PRO:O	2:O:398:VAL:HG12	2.18	0.43
4:Q:235:MET:CB	7:T:15:THR:HG22	2.45	0.43
5:R:133:VAL:O	5:R:133:VAL:HG13	2.19	0.43
8:U:21:ARG:HD2	8:U:65:ARG:NH1	2.33	0.43
2:B:35:ILE:HD13	2:B:217:LYS:HA	2.01	0.42
2:B:209:ILE:HG22	2:B:210:GLY:N	2.34	0.42
2:B:395:PRO:O	2:B:398:VAL:CG1	2.67	0.42

Continued on next page...

Continued from previous page...

Atom-1	Atom-2	Interatomic distance (Å)	Clash overlap (Å)
4:D:239:PRO:C	4:D:241:LYS:H	2.20	0.42
5:E:164:HIS:HD2	5:E:173:LYS:HB3	1.84	0.42
1:N:106:MET:N	1:N:107:PRO:HD2	2.34	0.42
2:O:402:ILE:HG23	2:O:403:ASP:H	1.84	0.42
5:R:184:THR:HG22	5:R:185:TYR:N	2.34	0.42
2:B:399:ALA:O	2:B:402:ILE:CG2	2.63	0.42
5:E:130:PRO:C	5:E:132:TRP:H	2.21	0.42
6:F:16:ILE:O	6:F:19:TRP:HB3	2.19	0.42
1:N:170:THR:HG22	1:N:171:THR:H	1.84	0.42
1:N:189:HIS:ND1	1:N:194:ARG:NH2	2.62	0.42
2:O:18:CYS:CB	2:O:19:PRO:CD	2.97	0.42
5:E:77:LYS:HG3	5:E:191:ASP:O	2.18	0.42
5:E:151:GLY:O	5:E:154:GLY:N	2.52	0.42
5:E:164:HIS:CD2	5:E:173:LYS:HB3	2.53	0.42
5:E:171:ILE:O	5:E:171:ILE:HG23	2.18	0.42
2:O:264:VAL:HG12	2:O:265:GLY:N	2.34	0.42
8:U:65:ARG:O	8:U:69:VAL:HG23	2.20	0.42
14:C:2002:UQ:HM51	14:C:2002:UQ:H8	2.01	0.42
17:D:2003:CDL:OB3	6:F:73:ARG:NH2	2.52	0.42
1:N:271:HIS:CE1	1:N:311:ASN:HD22	2.37	0.42
3:P:9:HIS:CD2	3:P:11:LEU:HB2	2.54	0.42
4:Q:105:ASN:O	4:Q:106:ASN:HB2	2.19	0.42
5:R:100:HIS:HD2	5:R:131:GLU:O	2.02	0.42
6:S:98:ILE:O	6:S:102:LEU:HG	2.20	0.42
1:A:143:ASN:HB2	9:I:48:PRO:HD2	2.01	0.42
1:A:191:LYS:N	1:A:195:MET:HE2	2.35	0.42
2:B:353:THR:CG2	2:B:354:GLU:N	2.82	0.42
1:N:351:GLU:O	1:N:355:LYS:HB2	2.20	0.42
3:P:129:PHE:CE1	13:P:3001:AZO:H223	2.55	0.42
4:Q:169:LEU:HD23	4:Q:169:LEU:O	2.20	0.42
5:R:74:ILE:HG22	5:R:91:TRP:CD1	2.54	0.42
1:A:140:GLU:OE2	9:I:50:LEU:N	2.39	0.42
4:D:186:VAL:O	4:D:190:LEU:HG	2.19	0.42
7:G:40:ARG:HD2	17:G:2004:CDL:OA4	2.19	0.42
8:H:50:THR:HG23	8:H:50:THR:O	2.19	0.42
1:N:170:THR:CG2	1:N:171:THR:N	2.82	0.42
2:O:96:LEU:HD13	2:O:109:VAL:HG12	2.01	0.42
2:O:222:GLN:O	2:O:223:PHE:CD2	2.72	0.42
12:P:502:HEM:HMC2	12:P:502:HEM:HBC2	2.01	0.42
2:B:47:ILE:HD11	2:B:116:VAL:CG1	2.50	0.42
4:D:211:ILE:HD13	4:D:211:ILE:HA	1.89	0.42

Continued on next page...

Continued from previous page...

Atom-1	Atom-2	Interatomic distance (Å)	Clash overlap (Å)
1:N:270:LEU:HD23	1:N:270:LEU:HA	1.88	0.42
1:A:206:LYS:HA	1:A:209:VAL:HG12	2.01	0.42
2:B:26:ILE:O	2:B:26:ILE:HG12	2.20	0.42
5:E:81:ILE:HG22	5:E:100:HIS:HB2	2.00	0.42
5:E:161:HIS:HB2	19:E:501:FES:S1	2.60	0.42
2:O:399:ALA:HA	2:O:402:ILE:HG22	2.01	0.42
3:P:70:THR:O	3:P:77:GLY:HA3	2.20	0.42
4:Q:240:PRO:O	4:Q:241:LYS:OXT	2.37	0.42
10:W:38:GLY:O	10:W:41:ALA:HB3	2.19	0.42
1:A:240:GLU:HA	1:A:422:LEU:O	2.20	0.42
2:B:162:ASN:O	2:B:244:ILE:HD12	2.20	0.42
3:C:9:HIS:CD2	3:C:11:LEU:HB2	2.55	0.42
1:N:41:ILE:HD13	1:N:190:PHE:CD2	2.55	0.42
2:O:54:GLY:O	2:O:56:ARG:N	2.53	0.42
2:O:341:MET:CE	2:O:417:PHE:HE2	2.23	0.42
3:P:288:LYS:O	3:P:292:VAL:HG23	2.19	0.42
4:Q:41:HIS:CE1	4:Q:110:PRO:HB2	2.54	0.42
1:A:19:LEU:HB2	1:A:21:ASN:OD1	2.20	0.42
2:B:50:PHE:N	2:B:50:PHE:CD1	2.88	0.42
2:B:166:ALA:HB2	2:B:244:ILE:HG13	2.02	0.42
2:B:345:LYS:HG2	2:B:418:VAL:HG13	2.02	0.42
1:N:51:LYS:HE3	1:N:51:LYS:HB2	1.91	0.42
1:N:111:GLU:HG3	1:N:215:HIS:NE2	2.35	0.42
2:O:54:GLY:C	2:O:56:ARG:N	2.73	0.42
3:P:342:GLN:NE2	3:P:342:GLN:HA	2.35	0.42
2:B:169:LYS:O	2:B:170:THR:HG23	2.19	0.41
2:B:246:GLU:HB3	2:B:427:SER:HB3	2.01	0.41
10:J:4:ALA:O	10:J:8:GLN:HG3	2.20	0.41
1:N:243:ALA:O	1:N:425:VAL:HA	2.20	0.41
1:N:418:LYS:O	1:N:420:PRO:HD3	2.20	0.41
2:O:67:HIS:O	2:O:70:ARG:HB3	2.19	0.41
9:V:52:ARG:HG3	9:V:52:ARG:HH11	1.85	0.41
1:A:271:HIS:CE1	1:A:311:ASN:HD22	2.38	0.41
1:A:281:ASP:O	1:A:283:THR:N	2.53	0.41
1:A:373:THR:HB	1:A:374:PRO:CD	2.50	0.41
2:B:54:GLY:C	2:B:56:ARG:N	2.73	0.41
3:C:28:ILE:CD1	14:C:2002:UQ:HM21	2.50	0.41
3:C:31:TRP:NE1	11:C:2007:PEE:O4	2.53	0.41
3:C:130:VAL:HG23	3:C:183:HIS:HB2	2.01	0.41
16:D:501:HEC:HMD1	16:D:501:HEC:HAD1	1.88	0.41
5:E:117:LEU:HD23	5:E:119:ASP:O	2.20	0.41

Continued on next page...

Continued from previous page...

Atom-1	Atom-2	Interatomic distance (Å)	Clash overlap (Å)
5:E:179:ASN:O	5:E:180:LEU:C	2.57	0.41
4:Q:68:VAL:HG11	4:Q:92:PRO:CG	2.50	0.41
4:Q:223:LYS:HD3	4:Q:223:LYS:C	2.41	0.41
1:A:206:LYS:HA	1:A:209:VAL:CG1	2.51	0.41
2:B:59:THR:CG2	2:B:60:THR:N	2.83	0.41
2:B:399:ALA:HA	2:B:402:ILE:HG22	2.02	0.41
3:C:233:LEU:O	3:C:237:LEU:HB2	2.20	0.41
10:J:7:ARG:NH1	10:J:7:ARG:CB	2.71	0.41
3:P:271:PRO:HB2	3:P:275:PHE:HB2	2.02	0.41
6:S:13:MET:HA	6:S:16:ILE:HD12	2.02	0.41
9:V:69:SER:HB2	9:V:72:ALA:H	1.84	0.41
2:B:54:GLY:O	2:B:56:ARG:N	2.54	0.41
2:B:361:LYS:HD3	2:B:403:ASP:HA	2.02	0.41
3:C:325:LEU:HD22	3:C:370:ILE:HG13	2.03	0.41
1:N:3:THR:HG23	1:N:6:GLN:OE1	2.20	0.41
1:N:117:VAL:HG23	1:N:118:GLN:HG3	2.03	0.41
1:N:217:SER:O	1:N:218:GLY:C	2.59	0.41
5:R:83:GLU:CD	5:R:102:THR:HA	2.40	0.41
9:V:35:UNK:CG	9:V:36:UNK:N	2.75	0.41
1:A:295:ALA:O	1:A:299:VAL:HG23	2.21	0.41
3:C:313:GLN:NE2	6:F:36:THR:OG1	2.48	0.41
4:D:68:VAL:HG11	4:D:92:PRO:HG3	2.03	0.41
5:E:185:TYR:O	5:E:186:GLN:HB3	2.21	0.41
1:N:90:THR:O	1:N:167:VAL:HG11	2.21	0.41
1:N:106:MET:CE	1:N:110:VAL:HG21	2.50	0.41
1:N:163:LEU:HD23	1:N:163:LEU:HA	1.93	0.41
2:O:37:SER:CB	2:O:213:HIS:ND1	2.68	0.41
5:R:185:TYR:N	5:R:185:TYR:CD2	2.88	0.41
2:B:29:LEU:HD12	2:B:33:LEU:HD23	2.02	0.41
2:B:385:GLU:C	2:B:387:LEU:H	2.24	0.41
3:C:242:THR:O	3:C:246:PHE:HB2	2.20	0.41
8:H:21:ARG:HD2	8:H:65:ARG:NH1	2.36	0.41
8:H:65:ARG:O	8:H:68:CYS:HB3	2.20	0.41
1:N:70:ARG:HA	1:N:71:PRO:HD2	1.80	0.41
1:N:133:VAL:O	1:N:137:GLU:HG3	2.21	0.41
3:P:49:GLY:O	12:P:501:HEM:HAC	2.20	0.41
3:P:271:PRO:HD2	3:P:279:TYR:CD2	2.55	0.41
5:R:161:HIS:HB2	19:R:501:FES:S1	2.61	0.41
9:V:32:UNK:N	9:V:73:PRO:HG2	2.36	0.41
1:A:106:MET:N	1:A:107:PRO:HD2	2.35	0.41
1:A:279:ARG:HH22	9:I:30:UNK:C	2.33	0.41

Continued on next page...

Continued from previous page...

Atom-1	Atom-2	Interatomic distance (Å)	Clash overlap (Å)
7:G:2:ILE:HG22	7:G:6:ASN:HD21	1.86	0.41
1:N:47:TYR:CZ	1:N:231:LEU:HD11	2.55	0.41
2:O:101:THR:OG1	2:O:104:LYS:HG3	2.20	0.41
2:O:227:ARG:O	2:O:228:SER:O	2.39	0.41
4:Q:74:PRO:HA	4:Q:79:GLU:O	2.21	0.41
5:R:75:GLU:HB3	5:R:194:VAL:HG22	2.01	0.41
5:R:76:ILE:CD1	5:R:98:VAL:HG21	2.51	0.41
4:D:220:TYR:O	4:D:224:ARG:HG2	2.20	0.41
5:E:102:THR:C	5:E:103:GLN:HG3	2.41	0.41
5:E:119:ASP:O	5:E:121:GLN:N	2.53	0.41
1:N:205:HIS:O	1:N:209:VAL:HG12	2.20	0.41
1:N:342:TRP:O	1:N:345:LEU:HB2	2.20	0.41
2:O:98:VAL:HA	2:O:106:THR:O	2.21	0.41
2:O:248:ASN:ND2	2:O:250:HIS:H	2.18	0.41
2:O:399:ALA:O	2:O:402:ILE:CG2	2.63	0.41
3:P:141:PHE:HE1	3:P:171:VAL:O	2.04	0.41
4:Q:165:TYR:CZ	4:Q:168:ILE:HG13	2.56	0.41
8:U:36:ARG:HB3	8:U:36:ARG:CZ	2.50	0.41
1:A:106:MET:CE	1:A:110:VAL:HG21	2.50	0.41
1:A:189:HIS:ND1	1:A:194:ARG:NH2	2.65	0.41
1:A:351:GLU:O	1:A:355:LYS:HB2	2.20	0.41
2:B:22:GLU:O	2:B:23:ASP:CG	2.59	0.41
2:B:287:ARG:CB	9:I:53:GLU:HG3	2.51	0.41
2:B:291:VAL:HA	2:B:297:GLN:NE2	2.36	0.41
2:B:355:GLU:CD	2:B:359:LYS:HE3	2.41	0.41
3:C:5:ILE:O	3:C:5:ILE:HG22	2.21	0.41
8:H:39:LEU:O	8:H:42:ALA:HB3	2.20	0.41
1:N:268:VAL:O	1:N:272:VAL:HG23	2.21	0.41
2:O:306:PRO:HA	9:V:52:ARG:CG	2.50	0.41
2:O:341:MET:HE2	2:O:341:MET:CA	2.45	0.41
4:Q:186:VAL:O	4:Q:190:LEU:HG	2.20	0.41
5:R:185:TYR:N	5:R:185:TYR:HD2	2.19	0.41
6:S:10:GLY:C	6:S:12:LEU:H	2.24	0.41
6:S:17:ARG:HG2	6:S:17:ARG:NH1	2.35	0.41
1:A:402:VAL:HG22	1:A:406:MET:HE1	2.01	0.41
1:A:422:LEU:HD22	1:A:437:ILE:HD13	2.03	0.41
2:B:257:VAL:HG22	2:B:424:MET:HG3	2.03	0.41
3:C:342:GLN:NE2	3:C:342:GLN:HA	2.35	0.41
5:E:75:GLU:HA	5:E:193:VAL:O	2.21	0.41
1:N:4:TYR:HE2	1:N:396:ASP:OD2	2.04	0.41
1:N:46:ARG:NH1	1:N:93:GLU:OE2	2.50	0.41

Continued on next page...

Continued from previous page...

Atom-1	Atom-2	Interatomic distance (Å)	Clash overlap (Å)
2:O:43:PRO:O	2:O:113:ARG:HG3	2.21	0.41
2:O:225:ASN:C	2:O:227:ARG:HG3	2.41	0.41
3:P:172:ASP:OD1	3:P:173:ASN:N	2.52	0.41
6:S:71:LYS:O	6:S:72:HIS:HB2	2.21	0.41
1:A:264:ASP:HA	1:A:265:PRO:HD3	1.82	0.40
3:C:272:GLU:O	3:C:273:TRP:C	2.59	0.40
4:D:116:ILE:HG12	16:D:501:HEC:HMA3	2.03	0.40
1:N:402:VAL:HA	1:N:406:MET:HE1	2.02	0.40
2:O:209:ILE:HG22	2:O:210:GLY:N	2.36	0.40
14:P:3002:UQ:HM51	14:P:3002:UQ:H8	2.02	0.40
1:A:37:VAL:HG22	1:A:109:VAL:HG11	2.03	0.40
1:A:422:LEU:HD22	1:A:437:ILE:CD1	2.51	0.40
2:B:141:GLN:N	2:B:142:PRO:HD2	2.35	0.40
4:D:158:ILE:HG12	4:D:160:MET:H	1.86	0.40
1:N:106:MET:HE2	1:N:110:VAL:HG23	2.02	0.40
1:N:264:ASP:HA	1:N:265:PRO:HD3	1.85	0.40
2:O:150:VAL:CG2	2:O:151:ALA:N	2.84	0.40
1:A:270:LEU:O	1:A:273:ALA:HB3	2.20	0.40
3:C:31:TRP:HE1	17:G:2004:CDL:H1	1.87	0.40
5:E:172:ARG:HB2	5:E:173:LYS:H	1.74	0.40
1:N:48:GLU:CD	1:N:54:GLY:H	2.24	0.40
2:O:297:GLN:O	2:O:301:LYS:HG3	2.21	0.40
2:O:403:ASP:C	2:O:405:VAL:H	2.24	0.40
4:Q:91:PHE:HA	4:Q:92:PRO:HD3	1.76	0.40
5:R:164:HIS:CD2	5:R:173:LYS:HB3	2.56	0.40
6:S:96:GLU:OE1	6:S:99:ARG:NH2	2.54	0.40
1:A:51:LYS:HE3	1:A:51:LYS:HB2	1.89	0.40
1:A:320:PHE:HE2	1:A:415:ILE:HD11	1.86	0.40
1:A:383:LEU:O	1:A:387:GLY:HA2	2.22	0.40
3:C:30:ALA:HB1	17:D:2003:CDL:H111	2.02	0.40
5:E:101:ARG:NH2	5:E:130:PRO:O	2.55	0.40
1:N:62:LEU:O	1:N:64:PHE:N	2.55	0.40
2:O:168:TYR:HB2	2:O:173:ALA:HB2	2.04	0.40
2:O:172:LEU:HD13	2:O:316:TYR:CD1	2.56	0.40
2:O:246:GLU:HB3	2:O:427:SER:HB3	2.02	0.40
2:O:307:PHE:HE2	9:V:52:ARG:HE	1.69	0.40
5:R:141:HIS:HB3	19:R:501:FES:S2	2.62	0.40
2:B:206:LEU:HG	2:B:206:LEU:O	2.22	0.40
7:G:29:ILE:HA	7:G:33:ALA:HB3	2.04	0.40
1:N:233:ARG:NH2	1:N:316:ASP:O	2.53	0.40
3:P:120:LEU:HA	3:P:120:LEU:HD23	1.88	0.40

Continued on next page...

Continued from previous page...

Atom-1	Atom-2	Interatomic distance (Å)	Clash overlap (Å)
16:Q:501:HEC:HBB3	16:Q:501:HEC:CMB	2.51	0.40

There are no symmetry-related clashes.

5.3 Torsion angles [i](#)

5.3.1 Protein backbone [i](#)

In the following table, the Percentiles column shows the percent Ramachandran outliers of the chain as a percentile score with respect to all X-ray entries followed by that with respect to entries of similar resolution.

The Analysed column shows the number of residues for which the backbone conformation was analysed, and the total number of residues.

Mol	Chain	Analysed	Favoured	Allowed	Outliers	Percentiles	
1	A	442/446 (99%)	411 (93%)	25 (6%)	6 (1%)	11	24
1	N	440/446 (99%)	408 (93%)	25 (6%)	7 (2%)	9	21
2	B	418/441 (95%)	353 (84%)	50 (12%)	15 (4%)	3	7
2	O	420/441 (95%)	364 (87%)	42 (10%)	14 (3%)	4	8
3	C	378/380 (100%)	360 (95%)	14 (4%)	4 (1%)	14	30
3	P	377/380 (99%)	353 (94%)	19 (5%)	5 (1%)	12	26
4	D	239/241 (99%)	223 (93%)	16 (7%)	0	100	100
4	Q	239/241 (99%)	221 (92%)	16 (7%)	2 (1%)	19	38
5	E	194/196 (99%)	148 (76%)	34 (18%)	12 (6%)	1	2
5	R	194/196 (99%)	162 (84%)	23 (12%)	9 (5%)	2	4
6	F	99/110 (90%)	96 (97%)	2 (2%)	1 (1%)	15	31
6	S	99/110 (90%)	90 (91%)	8 (8%)	1 (1%)	15	31
7	G	78/81 (96%)	70 (90%)	7 (9%)	1 (1%)	12	26
7	T	77/81 (95%)	69 (90%)	6 (8%)	2 (3%)	5	12
8	H	68/77 (88%)	65 (96%)	3 (4%)	0	100	100
8	U	65/77 (84%)	61 (94%)	2 (3%)	2 (3%)	4	9
9	I	29/47 (62%)	27 (93%)	2 (7%)	0	100	100
9	V	29/47 (62%)	28 (97%)	1 (3%)	0	100	100
10	J	59/61 (97%)	56 (95%)	3 (5%)	0	100	100

Continued on next page...

Continued from previous page...

Mol	Chain	Analysed	Favoured	Allowed	Outliers	Percentiles	
10	W	58/61 (95%)	54 (93%)	3 (5%)	1 (2%)	9	20
All	All	4002/4160 (96%)	3619 (90%)	301 (8%)	82 (2%)	7	16

All (82) Ramachandran outliers are listed below:

Mol	Chain	Res	Type
2	B	21	ALA
2	B	24	LEU
2	B	29	LEU
2	B	171	ALA
2	B	226	ILE
2	B	228	SER
3	C	287	ASN
5	E	102	THR
5	E	127	VAL
5	E	128	LYS
5	E	130	PRO
5	E	163	SER
1	N	282	ARG
2	O	171	ALA
2	O	222	GLN
2	O	228	SER
3	P	287	ASN
4	Q	3	LEU
5	R	163	SER
8	U	49	HIS
8	U	52	GLU
1	A	218	GLY
1	A	262	TRP
1	A	282	ARG
2	B	26	ILE
2	B	231	GLY
2	B	386	ALA
2	B	389	SER
5	E	80	ASP
5	E	177	PRO
5	E	191	ASP
1	N	218	GLY
1	N	262	TRP
2	O	26	ILE
2	O	231	GLY
2	O	372	VAL

Continued on next page...

Continued from previous page...

Mol	Chain	Res	Type
2	O	389	SER
3	P	157	ILE
10	W	61	ALA
1	A	72	CYS
1	A	433	ASP
2	B	221	GLU
2	B	372	VAL
3	C	264	VAL
1	N	72	CYS
1	N	433	ASP
2	O	19	PRO
2	O	24	LEU
5	R	185	TYR
5	R	191	ASP
6	S	11	ARG
2	B	222	GLN
2	B	224	LEU
3	C	3	PRO
5	E	115	SER
1	N	63	ALA
2	O	319	SER
2	O	386	ALA
3	P	156	TYR
3	P	264	VAL
2	B	55	SER
1	N	443	TRP
2	O	55	SER
2	O	221	GLU
3	P	3	PRO
4	Q	177	ALA
5	R	127	VAL
7	T	33	ALA
5	E	137	GLY
6	F	77	LYS
5	R	113	ASP
5	R	120	PRO
5	R	177	PRO
7	T	50	PRO
3	C	158	GLY
5	E	120	PRO
5	R	137	GLY
7	G	50	PRO

Continued on next page...

Continued from previous page...

Mol	Chain	Res	Type
2	O	208	GLY
1	A	71	PRO
5	E	154	GLY
5	R	154	GLY

5.3.2 Protein sidechains [i](#)

In the following table, the Percentiles column shows the percent sidechain outliers of the chain as a percentile score with respect to all X-ray entries followed by that with respect to entries of similar resolution.

The Analysed column shows the number of residues for which the sidechain conformation was analysed, and the total number of residues.

Mol	Chain	Analysed	Rotameric	Outliers	Percentiles	
1	A	365/368 (99%)	352 (96%)	13 (4%)	35	60
1	N	365/368 (99%)	352 (96%)	13 (4%)	35	60
2	B	331/347 (95%)	320 (97%)	11 (3%)	38	63
2	O	333/347 (96%)	323 (97%)	10 (3%)	41	65
3	C	328/329 (100%)	320 (98%)	8 (2%)	49	72
3	P	328/329 (100%)	322 (98%)	6 (2%)	59	78
4	D	200/200 (100%)	197 (98%)	3 (2%)	65	82
4	Q	200/200 (100%)	197 (98%)	3 (2%)	65	82
5	E	166/166 (100%)	162 (98%)	4 (2%)	49	72
5	R	165/166 (99%)	161 (98%)	4 (2%)	49	72
6	F	93/96 (97%)	90 (97%)	3 (3%)	39	63
6	S	93/96 (97%)	89 (96%)	4 (4%)	29	54
7	G	71/71 (100%)	70 (99%)	1 (1%)	67	83
7	T	70/71 (99%)	69 (99%)	1 (1%)	67	83
8	H	65/71 (92%)	65 (100%)	0	100	100
8	U	63/71 (89%)	62 (98%)	1 (2%)	62	81
9	I	23/26 (88%)	21 (91%)	2 (9%)	10	21
9	V	23/26 (88%)	20 (87%)	3 (13%)	4	8
10	J	49/49 (100%)	47 (96%)	2 (4%)	30	56
10	W	47/49 (96%)	47 (100%)	0	100	100

Continued on next page...

Continued from previous page...

Mol	Chain	Analysed	Rotameric	Outliers	Percentiles
All	All	3378/3446 (98%)	3286 (97%)	92 (3%)	44 69

All (92) residues with a non-rotameric sidechain are listed below:

Mol	Chain	Res	Type
1	A	49	ASN
1	A	58	PHE
1	A	86	PHE
1	A	106	MET
1	A	179	ARG
1	A	181	ASP
1	A	281	ASP
1	A	307	PHE
1	A	352	SER
1	A	395	TRP
1	A	405	ARG
1	A	432	LEU
1	A	443	TRP
2	B	23	ASP
2	B	31	ASN
2	B	104	LYS
2	B	193	HIS
2	B	225	ASN
2	B	248	ASN
2	B	250	HIS
2	B	270	ASN
2	B	341	MET
2	B	402	ILE
2	B	437	ASP
3	C	22	LEU
3	C	41	CYS
3	C	81	ARG
3	C	91	PHE
3	C	184	PHE
3	C	223	PRO
3	C	240	PHE
3	C	367	PHE
4	D	70	VAL
4	D	169	LEU
4	D	203	ARG
5	E	52	LYS
5	E	131	GLU

Continued on next page...

Continued from previous page...

Mol	Chain	Res	Type
5	E	178	TYR
5	E	185	TYR
6	F	52	GLU
6	F	64	ARG
6	F	70	LEU
7	G	28	ASN
9	I	68	ILE
9	I	71	ASN
10	J	59	TYR
10	J	60	GLU
1	N	18	THR
1	N	49	ASN
1	N	58	PHE
1	N	86	PHE
1	N	106	MET
1	N	181	ASP
1	N	281	ASP
1	N	307	PHE
1	N	352	SER
1	N	395	TRP
1	N	405	ARG
1	N	432	LEU
1	N	443	TRP
2	O	18	CYS
2	O	19	PRO
2	O	31	ASN
2	O	84	ARG
2	O	104	LYS
2	O	193	HIS
2	O	248	ASN
2	O	250	HIS
2	O	341	MET
2	O	402	ILE
3	P	81	ARG
3	P	91	PHE
3	P	184	PHE
3	P	240	PHE
3	P	256	ASN
3	P	367	PHE
4	Q	70	VAL
4	Q	169	LEU
4	Q	203	ARG

Continued on next page...

Continued from previous page...

Mol	Chain	Res	Type
5	R	31	ASP
5	R	52	LYS
5	R	178	TYR
5	R	185	TYR
6	S	13	MET
6	S	52	GLU
6	S	64	ARG
6	S	70	LEU
7	T	28	ASN
8	U	49	HIS
9	V	58	ARG
9	V	68	ILE
9	V	75	SER

Sometimes sidechains can be flipped to improve hydrogen bonding and reduce clashes. All (86) such sidechains are listed below:

Mol	Chain	Res	Type
1	A	32	GLN
1	A	49	ASN
1	A	85	HIS
1	A	118	GLN
1	A	173	ASN
1	A	267	ASN
1	A	274	ASN
1	A	289	HIS
1	A	308	GLN
1	A	311	ASN
1	A	339	GLN
2	B	31	ASN
2	B	153	GLN
2	B	156	GLN
2	B	247	GLN
2	B	248	ASN
2	B	270	ASN
2	B	276	GLN
2	B	297	GLN
2	B	329	GLN
2	B	343	GLN
2	B	362	ASN
2	B	363	GLN
3	C	9	HIS
3	C	17	ASN

Continued on next page...

Continued from previous page...

Mol	Chain	Res	Type
3	C	69	HIS
3	C	82	ASN
3	C	207	ASN
3	C	313	GLN
3	C	332	ASN
3	C	342	GLN
4	D	35	GLN
4	D	50	ASN
4	D	148	HIS
5	E	3	ASN
5	E	122	HIS
5	E	149	ASN
5	E	164	HIS
7	G	6	ASN
7	G	23	GLN
7	G	44	GLN
7	G	73	ASN
9	I	71	ASN
1	N	32	GLN
1	N	49	ASN
1	N	85	HIS
1	N	118	GLN
1	N	143	ASN
1	N	173	ASN
1	N	267	ASN
1	N	274	ASN
1	N	289	HIS
1	N	308	GLN
1	N	311	ASN
1	N	339	GLN
2	O	31	ASN
2	O	153	GLN
2	O	156	GLN
2	O	247	GLN
2	O	248	ASN
2	O	276	GLN
2	O	297	GLN
2	O	329	GLN
2	O	343	GLN
2	O	362	ASN
2	O	363	GLN
3	P	9	HIS

Continued on next page...

Continued from previous page...

Mol	Chain	Res	Type
3	P	17	ASN
3	P	69	HIS
3	P	82	ASN
3	P	207	ASN
3	P	313	GLN
3	P	332	ASN
3	P	342	GLN
4	Q	35	GLN
4	Q	50	ASN
4	Q	148	HIS
4	Q	200	GLN
5	R	57	GLN
5	R	107	ASN
5	R	164	HIS
5	R	186	GLN
7	T	23	GLN
7	T	44	GLN
7	T	73	ASN
7	T	79	ASN

5.3.3 RNA [i](#)

There are no RNA molecules in this entry.

5.4 Non-standard residues in protein, DNA, RNA chains [i](#)

There are no non-standard protein/DNA/RNA residues in this entry.

5.5 Carbohydrates [i](#)

There are no monosaccharides in this entry.

5.6 Ligand geometry [i](#)

29 ligands are modelled in this entry.

In the following table, the Counts columns list the number of bonds (or angles) for which Mogul statistics could be retrieved, the number of bonds (or angles) that are observed in the model and the number of bonds (or angles) that are defined in the Chemical Component Dictionary. The Link column lists molecule types, if any, to which the group is linked. The Z score for a bond length (or angle) is the number of standard deviations the observed value is removed from the

expected value. A bond length (or angle) with $|Z| > 2$ is considered an outlier worth inspection. RMSZ is the root-mean-square of all Z scores of the bond lengths (or angles).

Mol	Type	Chain	Res	Link	Bond lengths			Bond angles		
					Counts	RMSZ	# $ Z > 2$	Counts	RMSZ	# $ Z > 2$
15	GOL	C	2011	-	5,5,5	1.37	0	5,5,5	0.63	0
16	HEC	Q	501	4	32,50,50	2.25	4 (12%)	24,82,82	1.14	2 (8%)
11	PEE	C	2007	-	48,48,50	1.38	7 (14%)	51,53,55	0.84	2 (3%)
11	PEE	P	3007	-	48,48,50	1.33	6 (12%)	51,53,55	0.79	2 (3%)
11	PEE	P	3005	-	49,49,50	1.48	9 (18%)	52,54,55	0.86	3 (5%)
19	FES	R	501	5	0,4,4	-	-	-	-	-
17	CDL	T	3004	-	39,39,99	1.21	2 (5%)	45,51,111	1.09	3 (6%)
17	CDL	Q	3003	-	41,41,99	1.19	1 (2%)	47,53,111	1.04	3 (6%)
18	BOG	D	2009	-	20,20,20	1.04	2 (10%)	25,25,25	0.85	2 (8%)
14	UQ	C	2002	-	19,19,63	2.71	10 (52%)	23,26,79	1.37	3 (13%)
15	GOL	P	3011	-	5,5,5	1.38	0	5,5,5	0.65	0
11	PEE	A	2005	-	49,49,50	1.50	10 (20%)	52,54,55	0.87	3 (5%)
18	BOG	Q	3009	-	20,20,20	0.99	1 (5%)	25,25,25	0.82	1 (4%)
18	BOG	D	2091	-	13,13,20	1.31	2 (15%)	18,18,25	1.12	2 (11%)
12	HEM	P	502	3	41,50,50	1.61	5 (12%)	45,82,82	1.44	6 (13%)
12	HEM	P	501	3	41,50,50	1.55	6 (14%)	45,82,82	1.43	6 (13%)
17	CDL	G	2004	-	39,39,99	1.21	2 (5%)	45,51,111	1.08	3 (6%)
17	CDL	D	2003	-	41,41,99	1.18	1 (2%)	47,53,111	1.02	2 (4%)
12	HEM	C	501	3	41,50,50	1.50	5 (12%)	45,82,82	1.54	9 (20%)
18	BOG	Q	3091	-	13,13,20	1.37	2 (15%)	18,18,25	1.14	2 (11%)
11	PEE	A	2008	-	20,20,50	1.82	6 (30%)	23,25,55	0.68	0
13	AZO	P	3001	-	32,32,32	3.12	15 (46%)	42,42,42	2.99	13 (30%)
18	BOG	P	2010	-	12,12,20	1.31	2 (16%)	17,17,25	0.60	0
14	UQ	P	3002	-	19,19,63	2.69	10 (52%)	23,26,79	1.33	3 (13%)
19	FES	E	501	5	0,4,4	-	-	-	-	-
13	AZO	C	2001	-	32,32,32	2.94	12 (37%)	42,42,42	2.96	13 (30%)
16	HEC	D	501	4	32,50,50	2.20	4 (12%)	24,82,82	1.02	1 (4%)
11	PEE	N	3008	-	4,4,50	3.62	4 (100%)	6,6,55	0.61	0
12	HEM	C	502	3	41,50,50	1.79	7 (17%)	45,82,82	1.56	9 (20%)

In the following table, the Chirals column lists the number of chiral outliers, the number of chiral centers analysed, the number of these observed in the model and the number defined in the Chemical Component Dictionary. Similar counts are reported in the Torsion and Rings columns. '2' means no outliers of that kind were identified.

Mol	Type	Chain	Res	Link	Chirals	Torsions	Rings
15	GOL	C	2011	-	-	4/4/4/4	-
16	HEC	Q	501	4	-	6/10/54/54	-
11	PEE	C	2007	-	-	20/52/52/54	-
11	PEE	P	3007	-	-	23/52/52/54	-
11	PEE	P	3005	-	-	25/53/53/54	-
19	FES	R	501	5	-	-	0/1/1/1
17	CDL	T	3004	-	-	21/49/49/110	-
17	CDL	Q	3003	-	-	24/51/51/110	-
18	BOG	D	2009	-	-	4/11/31/31	0/1/1/1
14	UQ	C	2002	-	-	4/11/35/87	0/1/1/1
15	GOL	P	3011	-	-	2/4/4/4	-
11	PEE	A	2005	-	-	25/53/53/54	-
18	BOG	Q	3009	-	-	4/11/31/31	0/1/1/1
18	BOG	D	2091	-	-	2/4/24/31	0/1/1/1
12	HEM	P	502	3	-	5/12/54/54	-
12	HEM	P	501	3	-	4/12/54/54	-
17	CDL	G	2004	-	-	21/49/49/110	-
17	CDL	D	2003	-	-	25/51/51/110	-
12	HEM	C	501	3	-	6/12/54/54	-
11	PEE	A	2008	-	-	11/24/24/54	-
13	AZO	P	3001	-	-	1/23/23/23	0/3/3/3
18	BOG	P	2010	-	-	0/2/22/31	0/1/1/1
14	UQ	P	3002	-	-	4/11/35/87	0/1/1/1
19	FES	E	501	5	-	-	0/1/1/1
13	AZO	C	2001	-	-	2/23/23/23	0/3/3/3
16	HEC	D	501	4	-	6/10/54/54	-
18	BOG	Q	3091	-	-	4/4/24/31	0/1/1/1
12	HEM	C	502	3	-	5/12/54/54	-

All (135) bond length outliers are listed below:

Mol	Chain	Res	Type	Atoms	Z	Observed(Å)	Ideal(Å)
16	D	501	HEC	C2B-C3B	-8.77	1.31	1.40
16	Q	501	HEC	C2B-C3B	-8.74	1.31	1.40
13	P	3001	AZO	C21-C18	7.83	1.51	1.34
13	C	2001	AZO	C21-C18	7.48	1.50	1.34
16	Q	501	HEC	C3C-C2C	-6.85	1.33	1.40
13	P	3001	AZO	C18-C19	-6.18	1.32	1.48

Continued on next page...

Continued from previous page...

Mol	Chain	Res	Type	Atoms	Z	Observed(Å)	Ideal(Å)
16	D	501	HEC	C3C-C2C	-6.08	1.34	1.40
13	P	3001	AZO	C2-C7	5.99	1.53	1.40
13	C	2001	AZO	O4-C19	5.94	1.46	1.33
13	P	3001	AZO	C17-C12	5.92	1.51	1.40
13	C	2001	AZO	C18-C19	-5.89	1.33	1.48
14	P	3002	UQ	C7-C6	5.66	1.60	1.51
13	C	2001	AZO	C2-C7	5.62	1.52	1.40
14	C	2002	UQ	C7-C6	5.55	1.60	1.51
13	P	3001	AZO	O4-C19	5.55	1.45	1.33
13	C	2001	AZO	C17-C12	5.24	1.50	1.40
12	C	502	HEM	CBB-CAB	5.06	1.55	1.30
14	C	2002	UQ	C6-C5	4.95	1.44	1.35
11	N	3008	PEE	P-O1P	4.84	1.62	1.50
14	P	3002	UQ	C6-C5	4.74	1.43	1.35
13	P	3001	AZO	C10-N3	4.66	1.39	1.32
12	P	501	HEM	CBB-CAB	4.39	1.52	1.30
12	P	502	HEM	CBB-CAB	4.36	1.51	1.30
11	C	2007	PEE	C39-C38	4.10	1.55	1.31
11	P	3007	PEE	C39-C38	4.09	1.55	1.31
12	C	501	HEM	CBB-CAB	4.09	1.50	1.30
11	A	2005	PEE	C39-C38	4.01	1.55	1.31
11	P	3005	PEE	C39-C38	3.94	1.54	1.31
12	C	502	HEM	C3C-CAC	-3.94	1.39	1.47
13	P	3001	AZO	C8-N2	3.89	1.38	1.32
14	P	3002	UQ	C6-C1	3.86	1.57	1.46
12	C	502	HEM	C3C-C2C	-3.84	1.35	1.40
12	C	501	HEM	C3C-CAC	-3.84	1.39	1.47
12	P	502	HEM	C3C-CAC	-3.80	1.40	1.47
14	C	2002	UQ	C6-C1	3.78	1.57	1.46
11	A	2005	PEE	O3-C30	3.52	1.43	1.33
13	C	2001	AZO	C10-N3	3.52	1.38	1.32
11	P	3005	PEE	O2-C10	3.52	1.44	1.34
11	N	3008	PEE	P-O4P	3.51	1.65	1.54
12	P	501	HEM	CBC-CAC	3.39	1.51	1.29
14	P	3002	UQ	O3-C3	3.34	1.45	1.36
11	P	3005	PEE	O3-C30	3.34	1.43	1.33
12	P	501	HEM	C3C-CAC	-3.32	1.41	1.47
13	C	2001	AZO	C8-N2	3.31	1.37	1.32
11	N	3008	PEE	P-O3P	3.29	1.64	1.54
11	A	2005	PEE	O2-C10	3.28	1.43	1.34
11	A	2008	PEE	O3-C30	3.26	1.42	1.33
12	C	501	HEM	CBC-CAC	3.26	1.50	1.29

Continued on next page...

Continued from previous page...

Mol	Chain	Res	Type	Atoms	Z	Observed(Å)	Ideal(Å)
11	P	3005	PEE	P-O1P	3.19	1.62	1.50
11	A	2005	PEE	P-O1P	3.17	1.62	1.50
11	A	2008	PEE	O2-C10	3.17	1.43	1.34
11	C	2007	PEE	O3-C30	3.16	1.42	1.33
14	C	2002	UQ	O3-C3	3.11	1.44	1.36
11	A	2008	PEE	P-O1P	3.11	1.61	1.50
12	C	501	HEM	CAB-C3B	-3.11	1.39	1.47
11	P	3007	PEE	O3-C30	3.08	1.42	1.33
12	P	502	HEM	CAB-C3B	-3.07	1.39	1.47
14	C	2002	UQ	C2-C1	3.04	1.57	1.48
11	C	2007	PEE	P-O1P	3.01	1.61	1.50
12	P	502	HEM	CBC-CAC	3.00	1.49	1.29
11	P	3007	PEE	C21-C22	-2.93	1.35	1.51
11	C	2007	PEE	O2-C10	2.88	1.42	1.34
11	P	3005	PEE	C21-C22	-2.87	1.35	1.51
16	D	501	HEC	C1D-CHD	-2.86	1.33	1.41
12	C	502	HEM	CAB-C3B	-2.86	1.39	1.47
16	D	501	HEC	C2A-C1A	2.86	1.49	1.42
14	P	3002	UQ	C7-C8	2.83	1.54	1.50
11	P	3007	PEE	P-O1P	2.83	1.60	1.50
12	C	502	HEM	C3B-C4B	2.82	1.50	1.44
12	P	501	HEM	C3C-C2C	-2.82	1.36	1.40
11	A	2005	PEE	C21-C22	-2.81	1.35	1.51
13	P	3001	AZO	O5-C21	2.78	1.40	1.34
13	C	2001	AZO	C13-C12	2.78	1.45	1.39
14	C	2002	UQ	C7-C8	2.76	1.54	1.50
13	C	2001	AZO	C4-C3	2.74	1.44	1.38
14	P	3002	UQ	C2-C1	2.73	1.56	1.48
11	C	2007	PEE	C21-C22	-2.71	1.36	1.51
16	Q	501	HEC	C1D-CHD	-2.70	1.33	1.41
13	C	2001	AZO	C6-C7	2.70	1.45	1.39
14	C	2002	UQ	O2-C2	2.69	1.43	1.36
14	C	2002	UQ	CM5-C5	2.68	1.56	1.50
11	P	3007	PEE	O2-C10	2.66	1.41	1.34
14	C	2002	UQ	C5-C4	2.64	1.56	1.47
14	P	3002	UQ	O2-C2	2.64	1.43	1.36
14	P	3002	UQ	C5-C4	2.62	1.56	1.47
14	P	3002	UQ	C3-C4	2.62	1.56	1.48
12	C	502	HEM	CBC-CAC	2.61	1.46	1.29
14	P	3002	UQ	CM5-C5	2.58	1.56	1.50
11	A	2005	PEE	C31-C30	2.57	1.58	1.50
14	C	2002	UQ	C3-C4	2.56	1.56	1.48

Continued on next page...

Continued from previous page...

Mol	Chain	Res	Type	Atoms	Z	Observed(Å)	Ideal(Å)
16	Q	501	HEC	C2A-C1A	2.55	1.48	1.42
12	P	501	HEM	CAB-C3B	-2.55	1.40	1.47
13	P	3001	AZO	C6-C7	2.52	1.44	1.39
18	Q	3091	BOG	O5-C1	2.49	1.48	1.41
12	C	502	HEM	CMD-C2D	2.45	1.56	1.50
11	P	3005	PEE	C3-C2	2.45	1.58	1.50
13	P	3001	AZO	C5-C4	2.44	1.44	1.38
11	N	3008	PEE	P-O2P	2.43	1.61	1.54
11	A	2008	PEE	C3-C2	2.41	1.58	1.50
11	A	2005	PEE	C3-C2	2.41	1.58	1.50
13	C	2001	AZO	C5-C4	2.40	1.44	1.38
18	D	2009	BOG	O5-C1	2.40	1.48	1.41
11	A	2008	PEE	C1-C2	2.37	1.58	1.50
18	Q	3009	BOG	O5-C1	2.36	1.47	1.41
18	D	2091	BOG	O5-C1	2.35	1.47	1.41
11	A	2005	PEE	C1-C2	2.34	1.57	1.50
13	P	3001	AZO	O2-C10	2.31	1.39	1.36
11	P	3005	PEE	C31-C30	2.30	1.57	1.50
18	P	2010	BOG	C4-C5	2.30	1.57	1.53
18	Q	3091	BOG	C4-C5	2.29	1.57	1.53
11	A	2005	PEE	C11-C10	2.29	1.57	1.50
13	C	2001	AZO	C15-C16	2.28	1.43	1.38
18	D	2091	BOG	C4-C5	2.26	1.57	1.53
17	Q	3003	CDL	O1-C1	2.26	1.50	1.43
11	P	3005	PEE	C11-C10	2.25	1.57	1.50
13	P	3001	AZO	C4-C3	2.24	1.43	1.38
11	P	3005	PEE	C1-C2	2.21	1.57	1.50
17	T	3004	CDL	O1-C1	2.20	1.50	1.43
13	P	3001	AZO	C13-C12	2.19	1.44	1.39
17	T	3004	CDL	OB2-CB2	-2.18	1.36	1.44
13	P	3001	AZO	C15-C16	2.18	1.43	1.38
11	A	2008	PEE	C11-C10	2.16	1.57	1.50
17	G	2004	CDL	O1-C1	2.13	1.49	1.43
11	C	2007	PEE	C3-C2	2.13	1.57	1.50
13	P	3001	AZO	C9-C10	2.11	1.42	1.38
17	D	2003	CDL	O1-C1	2.08	1.49	1.43
12	P	502	HEM	C3B-C4B	2.07	1.49	1.44
12	C	501	HEM	CMB-C2B	2.06	1.55	1.50
11	C	2007	PEE	O2-C2	2.05	1.51	1.46
11	P	3007	PEE	C31-C30	2.03	1.56	1.50
18	P	2010	BOG	C1-C2	2.03	1.57	1.52
18	D	2009	BOG	C1-C2	2.03	1.58	1.52

Continued on next page...

Continued from previous page...

Mol	Chain	Res	Type	Atoms	Z	Observed(Å)	Ideal(Å)
12	P	501	HEM	C4A-NA	2.01	1.40	1.36
17	G	2004	CDL	CB3-CB4	2.01	1.56	1.50
11	A	2005	PEE	P-O4P	2.01	1.67	1.59

All (93) bond angle outliers are listed below:

Mol	Chain	Res	Type	Atoms	Z	Observed(°)	Ideal(°)
13	C	2001	AZO	C11-N3-C10	10.21	122.16	114.48
13	P	3001	AZO	C11-N3-C10	10.00	122.00	114.48
13	P	3001	AZO	C11-N2-C8	9.83	121.88	114.48
13	C	2001	AZO	C11-N2-C8	9.72	121.79	114.48
13	C	2001	AZO	N2-C11-N3	-6.46	118.50	128.60
13	P	3001	AZO	N2-C11-N3	-6.18	118.93	128.60
13	C	2001	AZO	O4-C19-C18	5.18	119.61	112.01
13	P	3001	AZO	O4-C19-C18	5.12	119.53	112.01
13	C	2001	AZO	C22-O5-C21	-4.20	108.29	115.61
13	P	3001	AZO	C22-O5-C21	-4.20	108.29	115.61
14	C	2002	UQ	C8-C7-C6	4.04	122.94	112.05
14	P	3002	UQ	C8-C7-C6	3.97	122.76	112.05
12	P	502	HEM	C2C-C3C-C4C	-3.92	104.16	106.90
12	C	501	HEM	C3B-C2B-C1B	-3.90	103.59	106.49
13	C	2001	AZO	O5-C21-C18	-3.89	113.58	121.19
13	P	3001	AZO	O5-C21-C18	-3.83	113.70	121.19
12	C	502	HEM	C2C-C3C-C4C	-3.81	104.23	106.90
13	P	3001	AZO	C9-C10-N3	-3.70	119.36	124.57
18	Q	3091	BOG	C1'-O1-C1	3.58	118.80	113.27
12	C	502	HEM	CAD-C3D-C4D	3.47	130.73	124.66
13	C	2001	AZO	C9-C10-N3	-3.39	119.79	124.57
18	D	2091	BOG	C1'-O1-C1	3.38	118.50	113.27
12	C	501	HEM	C4B-CHC-C1C	3.29	126.90	122.56
14	C	2002	UQ	C7-C6-C1	-3.28	114.54	118.48
17	T	3004	CDL	CB4-OB6-CB5	-3.20	109.91	117.79
12	P	502	HEM	C4B-CHC-C1C	3.20	126.78	122.56
12	P	501	HEM	CAD-C3D-C2D	-3.17	121.97	127.88
12	P	501	HEM	C4B-CHC-C1C	3.16	126.73	122.56
11	A	2005	PEE	C22-C21-C20	3.16	127.56	113.79
13	C	2001	AZO	C12-O2-C10	3.16	125.16	118.47
12	C	502	HEM	C4B-CHC-C1C	3.15	126.72	122.56
11	P	3005	PEE	C22-C21-C20	3.14	127.47	113.79
13	P	3001	AZO	C9-C8-N2	-3.14	120.15	124.57
13	C	2001	AZO	C7-O1-C8	3.11	125.06	118.47
12	C	502	HEM	C3B-C2B-C1B	-3.11	104.18	106.49

Continued on next page...

Continued from previous page...

Mol	Chain	Res	Type	Atoms	Z	Observed(°)	Ideal(°)
13	P	3001	AZO	C7-O1-C8	3.07	124.99	118.47
12	P	502	HEM	CAD-C3D-C4D	3.07	130.03	124.66
11	C	2007	PEE	C22-C21-C20	3.04	127.05	113.79
12	C	501	HEM	C2B-C1B-NB	3.02	113.42	109.84
17	G	2004	CDL	CA4-OA6-CA5	-3.00	110.39	117.79
12	P	501	HEM	C3B-C2B-C1B	-2.97	104.29	106.49
17	G	2004	CDL	CB4-OB6-CB5	-2.96	110.50	117.79
13	P	3001	AZO	C12-O2-C10	2.96	124.74	118.47
11	P	3007	PEE	C22-C21-C20	2.95	126.66	113.79
14	P	3002	UQ	C7-C6-C1	-2.93	114.95	118.48
12	C	502	HEM	C2B-C1B-NB	2.91	113.29	109.84
12	P	501	HEM	CAD-C3D-C4D	2.85	129.64	124.66
18	Q	3009	BOG	C1'-O1-C1	2.85	118.56	113.84
18	D	2009	BOG	C1'-O1-C1	2.81	118.50	113.84
12	C	502	HEM	C2D-C1D-ND	2.78	113.21	109.88
13	C	2001	AZO	C9-C8-N2	-2.77	120.67	124.57
13	P	3001	AZO	C20-O4-C19	2.72	121.01	115.86
13	P	3001	AZO	C10-C9-C8	2.71	117.67	115.21
12	P	502	HEM	C3B-C2B-C1B	-2.68	104.50	106.49
12	P	501	HEM	C2B-C1B-NB	2.66	112.99	109.84
17	T	3004	CDL	CA4-OA6-CA5	-2.59	111.41	117.79
12	C	502	HEM	C4D-ND-C1D	-2.58	102.41	105.07
12	C	501	HEM	CAD-C3D-C2D	-2.57	123.09	127.88
18	D	2091	BOG	O1-C1-C2	2.57	111.16	108.15
11	C	2007	PEE	C21-C22-C23	2.55	127.39	114.42
12	C	501	HEM	CMA-C3A-C4A	-2.54	124.57	128.46
16	D	501	HEC	CAA-C2A-C3A	-2.53	119.98	127.25
18	Q	3091	BOG	O1-C1-C2	2.50	111.08	108.15
12	C	502	HEM	CAD-C3D-C2D	-2.47	123.28	127.88
12	C	501	HEM	CAD-C3D-C4D	2.46	128.96	124.66
17	D	2003	CDL	CB4-OB6-CB5	-2.46	111.74	117.79
12	P	502	HEM	C2B-C1B-NB	2.44	112.73	109.84
16	Q	501	HEC	CAA-C2A-C3A	-2.44	120.23	127.25
11	A	2005	PEE	C21-C22-C23	2.44	126.80	114.42
11	P	3007	PEE	C21-C22-C23	2.41	126.68	114.42
11	P	3005	PEE	C21-C22-C23	2.38	126.51	114.42
17	Q	3003	CDL	CB4-OB6-CB5	-2.33	112.05	117.79
12	C	501	HEM	CMA-C3A-C2A	2.32	129.32	124.94
13	C	2001	AZO	C20-O4-C19	2.31	120.23	115.86
11	P	3005	PEE	O3-C3-C2	2.30	115.14	108.43
12	P	502	HEM	CHC-C4B-NB	-2.30	121.93	124.43
16	Q	501	HEC	CBA-CAA-C2A	2.28	116.45	112.60

Continued on next page...

Continued from previous page...

Mol	Chain	Res	Type	Atoms	Z	Observed(°)	Ideal(°)
14	P	3002	UQ	C10-C9-C8	-2.26	117.89	123.68
17	T	3004	CDL	CA6-CA4-CA3	-2.25	106.47	111.79
17	D	2003	CDL	CA6-CA4-CA3	-2.24	106.48	111.79
12	C	501	HEM	C2D-C1D-ND	2.23	112.55	109.88
11	A	2005	PEE	O3-C3-C2	2.23	114.91	108.43
17	Q	3003	CDL	CA6-CA4-CA3	-2.20	106.58	111.79
14	C	2002	UQ	C10-C9-C8	-2.18	118.09	123.68
12	C	501	HEM	CMD-C2D-C1D	2.16	128.32	125.04
13	P	3001	AZO	O4-C19-O3	-2.14	119.41	123.53
18	D	2009	BOG	O1-C1-C2	2.13	111.63	108.30
17	G	2004	CDL	CA6-CA4-CA3	-2.12	106.78	111.79
12	P	501	HEM	C1D-C2D-C3D	-2.11	104.74	106.96
12	C	502	HEM	C3D-C4D-ND	2.08	112.48	110.17
13	C	2001	AZO	C10-C9-C8	2.06	117.08	115.21
17	Q	3003	CDL	CA4-OA6-CA5	-2.06	112.73	117.79
13	C	2001	AZO	O4-C19-O3	-2.02	119.63	123.53

There are no chirality outliers.

All (258) torsion outliers are listed below:

Mol	Chain	Res	Type	Atoms
11	A	2005	PEE	C11-C10-O2-C2
11	A	2005	PEE	C4-O4P-P-O2P
11	A	2005	PEE	C4-O4P-P-O1P
11	A	2005	PEE	O4P-C4-C5-N
11	P	3005	PEE	C11-C10-O2-C2
11	P	3005	PEE	C4-O4P-P-O2P
11	P	3005	PEE	C4-O4P-P-O1P
11	P	3005	PEE	O4P-C4-C5-N
14	C	2002	UQ	C1-C6-C7-C8
14	C	2002	UQ	C5-C6-C7-C8
14	C	2002	UQ	C12-C11-C9-C8
14	P	3002	UQ	C1-C6-C7-C8
14	P	3002	UQ	C5-C6-C7-C8
14	P	3002	UQ	C12-C11-C9-C8
15	C	2011	GOL	O1-C1-C2-C3
15	C	2011	GOL	C1-C2-C3-O3
15	P	3011	GOL	C1-C2-C3-O3
16	D	501	HEC	C1A-C2A-CAA-CBA
16	D	501	HEC	C3A-C2A-CAA-CBA
16	Q	501	HEC	C1A-C2A-CAA-CBA
16	Q	501	HEC	C3A-C2A-CAA-CBA

Continued on next page...

Continued from previous page...

Mol	Chain	Res	Type	Atoms
17	D	2003	CDL	CA2-OA2-PA1-OA5
17	D	2003	CDL	CA3-OA5-PA1-OA4
17	G	2004	CDL	O1-C1-CA2-OA2
17	G	2004	CDL	CA3-OA5-PA1-OA3
17	G	2004	CDL	CA3-OA5-PA1-OA4
17	G	2004	CDL	CB3-OB5-PB2-OB3
17	G	2004	CDL	OB7-CB5-OB6-CB4
17	G	2004	CDL	C51-CB5-OB6-CB4
17	Q	3003	CDL	CA2-OA2-PA1-OA5
17	Q	3003	CDL	CA3-OA5-PA1-OA4
17	T	3004	CDL	O1-C1-CA2-OA2
17	T	3004	CDL	CA3-OA5-PA1-OA3
17	T	3004	CDL	CA3-OA5-PA1-OA4
17	T	3004	CDL	C51-CB5-OB6-CB4
18	D	2009	BOG	C2-C1-O1-C1'
18	D	2009	BOG	O5-C1-O1-C1'
18	Q	3009	BOG	C2-C1-O1-C1'
18	Q	3009	BOG	O5-C1-O1-C1'
18	Q	3091	BOG	C2-C1-O1-C1'
18	Q	3091	BOG	O5-C1-O1-C1'
11	A	2005	PEE	O5-C30-O3-C3
11	P	3005	PEE	O5-C30-O3-C3
11	P	3005	PEE	C31-C30-O3-C3
17	G	2004	CDL	OB9-CB7-OB8-CB6
17	T	3004	CDL	OB9-CB7-OB8-CB6
17	G	2004	CDL	OA9-CA7-OA8-CA6
17	T	3004	CDL	OA9-CA7-OA8-CA6
17	G	2004	CDL	C31-CA7-OA8-CA6
17	T	3004	CDL	C31-CA7-OA8-CA6
17	T	3004	CDL	OB7-CB5-OB6-CB4
11	A	2008	PEE	O5-C30-O3-C3
11	A	2005	PEE	C31-C30-O3-C3
17	D	2003	CDL	C31-CA7-OA8-CA6
17	Q	3003	CDL	C31-CA7-OA8-CA6
17	G	2004	CDL	C71-CB7-OB8-CB6
17	T	3004	CDL	C71-CB7-OB8-CB6
11	C	2007	PEE	C17-C18-C19-C20
11	P	3007	PEE	C17-C18-C19-C20
11	A	2005	PEE	O4-C10-O2-C2
11	P	3005	PEE	O4-C10-O2-C2
17	D	2003	CDL	O1-C1-CA2-OA2
17	Q	3003	CDL	O1-C1-CA2-OA2

Continued on next page...

Continued from previous page...

Mol	Chain	Res	Type	Atoms
11	A	2008	PEE	C31-C30-O3-C3
18	Q	3091	BOG	O5-C5-C6-O6
18	D	2091	BOG	C2-C1-O1-C1'
18	D	2091	BOG	O5-C1-O1-C1'
17	D	2003	CDL	C71-CB7-OB8-CB6
17	Q	3003	CDL	C71-CB7-OB8-CB6
17	D	2003	CDL	CB7-C71-C72-C73
17	D	2003	CDL	OA9-CA7-OA8-CA6
17	Q	3003	CDL	CB7-C71-C72-C73
18	Q	3091	BOG	C4-C5-C6-O6
17	Q	3003	CDL	OA9-CA7-OA8-CA6
11	C	2007	PEE	C10-C11-C12-C13
17	D	2003	CDL	OB9-CB7-OB8-CB6
17	Q	3003	CDL	OB9-CB7-OB8-CB6
11	A	2005	PEE	C4-O4P-P-O3P
11	C	2007	PEE	C4-O4P-P-O3P
11	P	3005	PEE	C4-O4P-P-O3P
11	P	3007	PEE	C4-O4P-P-O3P
17	D	2003	CDL	CA3-OA5-PA1-OA2
17	D	2003	CDL	CB2-OB2-PB2-OB5
17	D	2003	CDL	CB3-OB5-PB2-OB2
17	G	2004	CDL	CA3-OA5-PA1-OA2
17	Q	3003	CDL	CA3-OA5-PA1-OA2
17	Q	3003	CDL	CB2-OB2-PB2-OB5
17	Q	3003	CDL	CB3-OB5-PB2-OB2
17	T	3004	CDL	CA3-OA5-PA1-OA2
11	P	3007	PEE	C10-C11-C12-C13
17	G	2004	CDL	CB2-C1-CA2-OA2
17	T	3004	CDL	CB2-C1-CA2-OA2
11	P	3007	PEE	C33-C34-C35-C36
17	G	2004	CDL	C11-CA5-OA6-CA4
17	T	3004	CDL	C11-CA5-OA6-CA4
11	A	2005	PEE	C34-C35-C36-C37
11	C	2007	PEE	C33-C34-C35-C36
11	P	3005	PEE	C34-C35-C36-C37
17	G	2004	CDL	OA7-CA5-OA6-CA4
17	T	3004	CDL	OA7-CA5-OA6-CA4
18	D	2009	BOG	O1-C1'-C2'-C3'
18	Q	3009	BOG	O1-C1'-C2'-C3'
11	P	3007	PEE	C40-C41-C42-C43
11	C	2007	PEE	C40-C41-C42-C43
11	A	2005	PEE	C20-C21-C22-C23

Continued on next page...

Continued from previous page...

Mol	Chain	Res	Type	Atoms
11	P	3005	PEE	C20-C21-C22-C23
15	C	2011	GOL	O2-C2-C3-O3
15	P	3011	GOL	O2-C2-C3-O3
17	G	2004	CDL	CB5-C51-C52-C53
11	P	3005	PEE	C39-C40-C41-C42
18	Q	3009	BOG	C1'-C2'-C3'-C4'
18	D	2009	BOG	C1'-C2'-C3'-C4'
11	A	2008	PEE	C11-C10-O2-C2
11	C	2007	PEE	C37-C38-C39-C40
11	P	3007	PEE	C37-C38-C39-C40
11	C	2007	PEE	C15-C16-C17-C18
11	C	2007	PEE	C35-C36-C37-C38
11	C	2007	PEE	C39-C40-C41-C42
11	P	3007	PEE	C15-C16-C17-C18
11	P	3007	PEE	C35-C36-C37-C38
11	P	3005	PEE	C30-C31-C32-C33
11	A	2005	PEE	C41-C42-C43-C44
11	A	2005	PEE	C30-C31-C32-C33
17	D	2003	CDL	C51-CB5-OB6-CB4
17	Q	3003	CDL	C51-CB5-OB6-CB4
17	G	2004	CDL	OB5-CB3-CB4-OB6
17	T	3004	CDL	OB5-CB3-CB4-OB6
11	A	2005	PEE	C11-C12-C13-C14
17	Q	3003	CDL	OB7-CB5-OB6-CB4
11	P	3007	PEE	C39-C40-C41-C42
11	A	2008	PEE	O4-C10-O2-C2
17	D	2003	CDL	OB7-CB5-OB6-CB4
11	P	3005	PEE	C11-C12-C13-C14
11	P	3005	PEE	C41-C42-C43-C44
11	P	3007	PEE	C11-C12-C13-C14
17	D	2003	CDL	CA3-CA4-CA6-OA8
17	Q	3003	CDL	CA3-CA4-CA6-OA8
15	C	2011	GOL	O1-C1-C2-O2
11	A	2005	PEE	C39-C40-C41-C42
11	P	3007	PEE	C43-C44-C45-C46
17	D	2003	CDL	C71-C72-C73-C74
17	Q	3003	CDL	C71-C72-C73-C74
11	C	2007	PEE	C43-C44-C45-C46
11	P	3005	PEE	O3P-C1-C2-O2
11	A	2008	PEE	O2-C2-C3-O3
17	D	2003	CDL	OA6-CA4-CA6-OA8
17	Q	3003	CDL	OA6-CA4-CA6-OA8

Continued on next page...

Continued from previous page...

Mol	Chain	Res	Type	Atoms
11	C	2007	PEE	C11-C12-C13-C14
11	P	3005	PEE	C23-C24-C25-C26
11	A	2005	PEE	C23-C24-C25-C26
11	A	2005	PEE	C43-C44-C45-C46
11	P	3005	PEE	O3P-C1-C2-C3
17	D	2003	CDL	OB5-CB3-CB4-CB6
17	G	2004	CDL	OB5-CB3-CB4-CB6
17	Q	3003	CDL	OB5-CB3-CB4-CB6
17	T	3004	CDL	OB5-CB3-CB4-CB6
17	G	2004	CDL	CB3-OB5-PB2-OB2
11	A	2005	PEE	O3P-C1-C2-O2
11	A	2008	PEE	O3P-C1-C2-O2
17	T	3004	CDL	CB5-C51-C52-C53
11	P	3007	PEE	C42-C43-C44-C45
11	P	3005	PEE	C43-C44-C45-C46
14	C	2002	UQ	C12-C11-C9-C10
14	P	3002	UQ	C12-C11-C9-C10
11	A	2005	PEE	C10-C11-C12-C13
11	A	2005	PEE	O3P-C1-C2-C3
11	A	2008	PEE	O3P-C1-C2-C3
11	C	2007	PEE	C42-C43-C44-C45
12	P	502	HEM	C4D-C3D-CAD-CBD
11	P	3005	PEE	C10-C11-C12-C13
12	C	501	HEM	C2B-C3B-CAB-CBB
11	A	2005	PEE	C35-C36-C37-C38
17	D	2003	CDL	OB5-CB3-CB4-OB6
17	Q	3003	CDL	OB5-CB3-CB4-OB6
12	C	502	HEM	C4D-C3D-CAD-CBD
11	C	2007	PEE	C34-C35-C36-C37
17	T	3004	CDL	CB3-OB5-PB2-OB2
11	C	2007	PEE	C4-O4P-P-O2P
11	P	3007	PEE	C4-O4P-P-O2P
17	D	2003	CDL	CA3-OA5-PA1-OA3
17	D	2003	CDL	CB2-OB2-PB2-OB4
17	D	2003	CDL	CB3-OB5-PB2-OB4
17	G	2004	CDL	CB3-OB5-PB2-OB4
17	Q	3003	CDL	CA3-OA5-PA1-OA3
17	Q	3003	CDL	CB2-OB2-PB2-OB4
17	Q	3003	CDL	CB3-OB5-PB2-OB4
17	T	3004	CDL	CB3-OB5-PB2-OB3
17	T	3004	CDL	CB3-OB5-PB2-OB4
11	P	3005	PEE	C22-C23-C24-C25

Continued on next page...

Continued from previous page...

Mol	Chain	Res	Type	Atoms
11	P	3007	PEE	C30-C31-C32-C33
11	A	2005	PEE	C22-C23-C24-C25
11	A	2005	PEE	C14-C15-C16-C17
11	P	3007	PEE	C31-C32-C33-C34
11	P	3005	PEE	C31-C32-C33-C34
11	P	3005	PEE	C35-C36-C37-C38
11	P	3005	PEE	C14-C15-C16-C17
11	P	3007	PEE	C34-C35-C36-C37
11	A	2005	PEE	C1-C2-O2-C10
11	P	3005	PEE	C1-C2-O2-C10
11	A	2005	PEE	C31-C32-C33-C34
11	P	3007	PEE	C20-C21-C22-C23
11	A	2008	PEE	C10-C11-C12-C13
11	C	2007	PEE	C30-C31-C32-C33
12	P	502	HEM	CAA-CBA-CGA-O1A
11	C	2007	PEE	C31-C32-C33-C34
11	P	3007	PEE	C31-C30-O3-C3
12	P	502	HEM	CAD-CBD-CGD-O1D
11	P	3007	PEE	O5-C30-O3-C3
12	C	502	HEM	CAA-CBA-CGA-O1A
17	T	3004	CDL	C1-CB2-OB2-PB2
12	C	501	HEM	CAA-CBA-CGA-O1A
11	A	2005	PEE	C12-C13-C14-C15
12	C	502	HEM	CAD-CBD-CGD-O1D
16	Q	501	HEC	CAA-CBA-CGA-O2A
12	C	502	HEM	CAD-CBD-CGD-O2D
12	P	501	HEM	CAA-CBA-CGA-O2A
12	P	502	HEM	CAA-CBA-CGA-O2A
17	G	2004	CDL	CA2-C1-CB2-OB2
17	T	3004	CDL	CA2-C1-CB2-OB2
12	C	501	HEM	CAA-CBA-CGA-O2A
12	C	502	HEM	CAA-CBA-CGA-O2A
12	P	501	HEM	CAA-CBA-CGA-O1A
12	P	502	HEM	CAD-CBD-CGD-O2D
17	G	2004	CDL	C1-CB2-OB2-PB2
11	P	3007	PEE	C12-C13-C14-C15
16	Q	501	HEC	CAA-CBA-CGA-O1A
16	D	501	HEC	CAD-CBD-CGD-O2D
12	C	501	HEM	CAD-CBD-CGD-O2D
11	C	2007	PEE	C20-C21-C22-C23
11	C	2007	PEE	O2-C10-C11-C12
11	P	3007	PEE	O2-C10-C11-C12

Continued on next page...

Continued from previous page...

Mol	Chain	Res	Type	Atoms
11	C	2007	PEE	C38-C39-C40-C41
16	D	501	HEC	CAA-CBA-CGA-O2A
11	P	3005	PEE	C12-C13-C14-C15
16	Q	501	HEC	CAD-CBD-CGD-O2D
11	P	3007	PEE	C38-C39-C40-C41
16	D	501	HEC	CAD-CBD-CGD-O1D
17	Q	3003	CDL	C72-C71-CB7-OB8
12	C	501	HEM	C4B-C3B-CAB-CBB
12	C	501	HEM	CAD-CBD-CGD-O1D
16	D	501	HEC	CAA-CBA-CGA-O1A
16	Q	501	HEC	CAD-CBD-CGD-O1D
12	P	501	HEM	CAD-CBD-CGD-O2D
17	D	2003	CDL	C72-C71-CB7-OB8
13	C	2001	AZO	N1-C1-C2-C7
11	A	2008	PEE	O3-C30-C31-C32
13	C	2001	AZO	C12-C17-C18-C21
13	P	3001	AZO	C12-C17-C18-C21
11	A	2008	PEE	O5-C30-C31-C32
11	A	2008	PEE	C1-C2-C3-O3
17	D	2003	CDL	C72-C71-CB7-OB9
12	P	501	HEM	CAD-CBD-CGD-O1D
17	D	2003	CDL	CB3-OB5-PB2-OB3
17	Q	3003	CDL	CB3-OB5-PB2-OB3
17	Q	3003	CDL	C72-C71-CB7-OB9
11	C	2007	PEE	O4-C10-C11-C12
11	P	3007	PEE	O4-C10-C11-C12
17	D	2003	CDL	CB2-C1-CA2-OA2

There are no ring outliers.

21 monomers are involved in 54 short contacts:

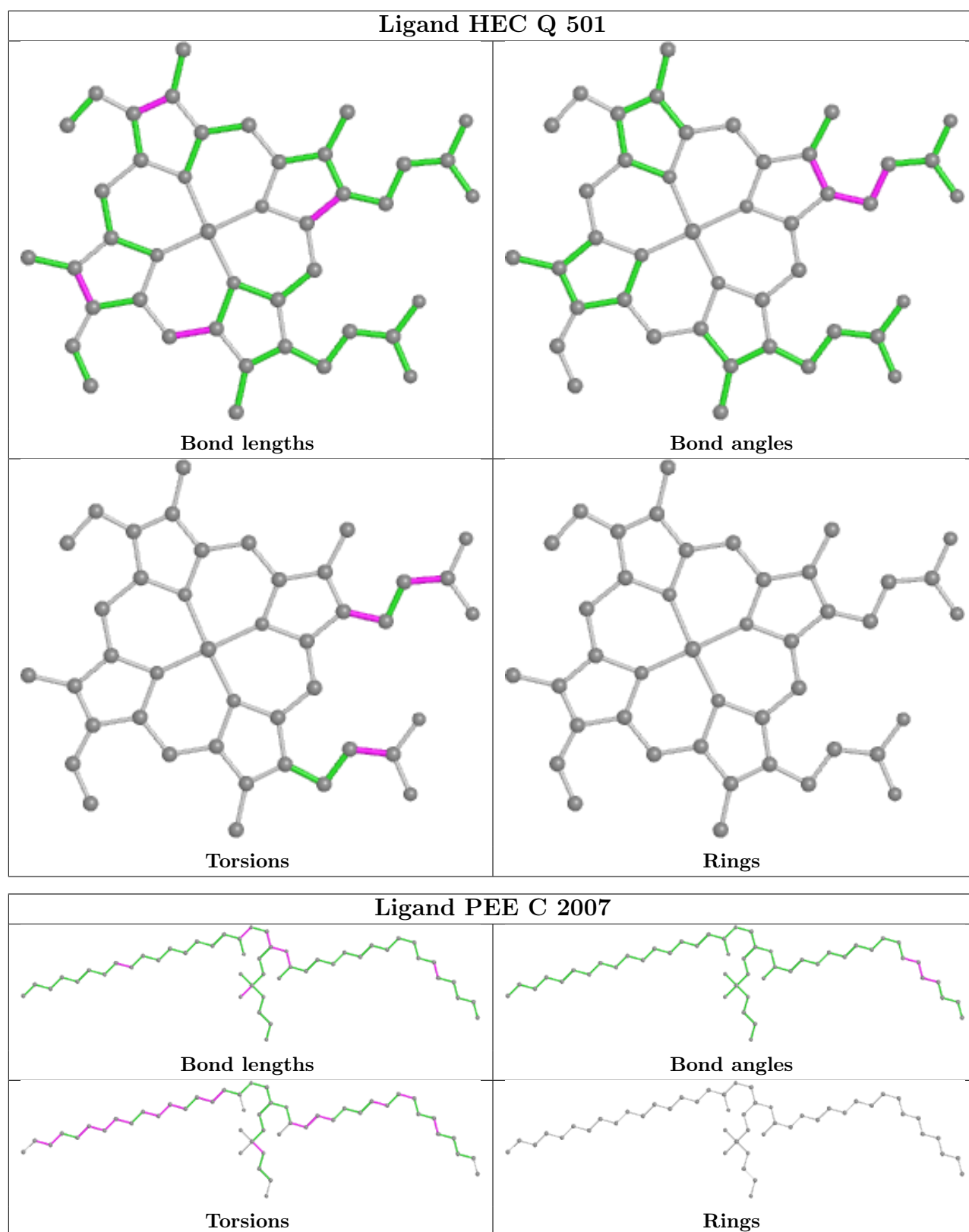
Mol	Chain	Res	Type	Clashes	Symm-Clashes
15	C	2011	GOL	1	0
16	Q	501	HEC	2	0
11	C	2007	PEE	5	0
11	P	3007	PEE	3	0
19	R	501	FES	2	0
17	T	3004	CDL	3	0
17	Q	3003	CDL	3	0
14	C	2002	UQ	4	0
18	D	2091	BOG	1	0
12	P	502	HEM	2	0

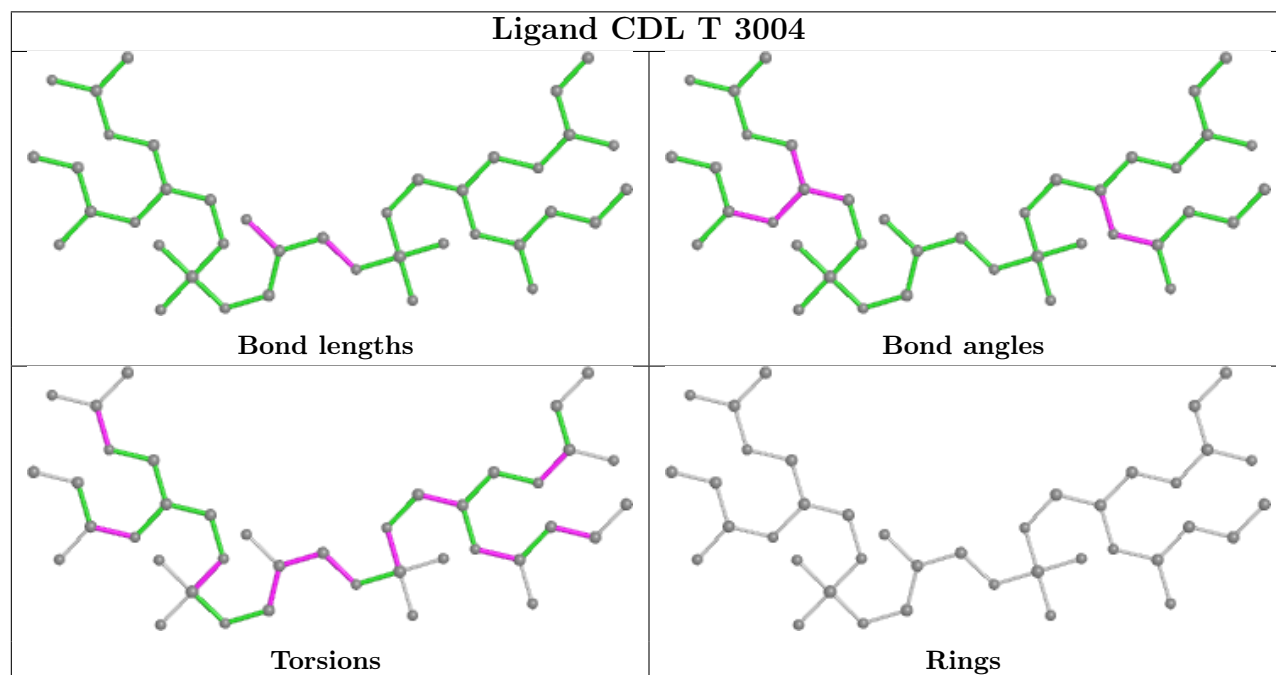
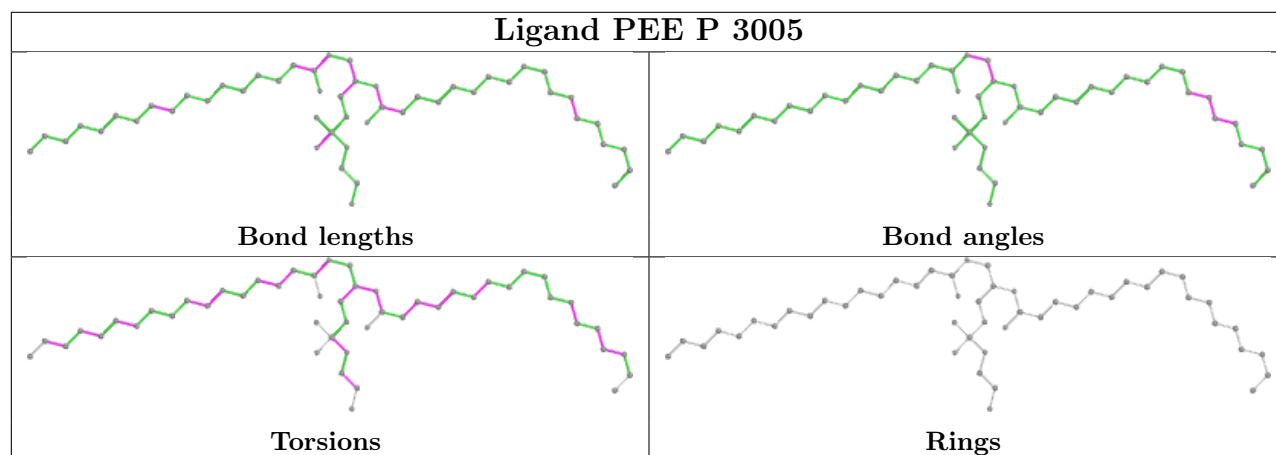
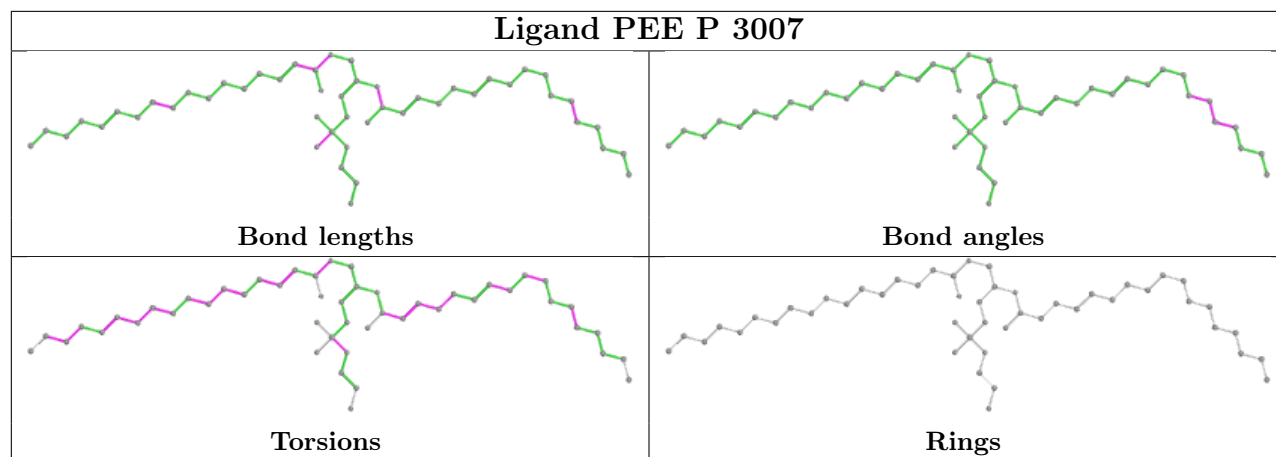
Continued on next page...

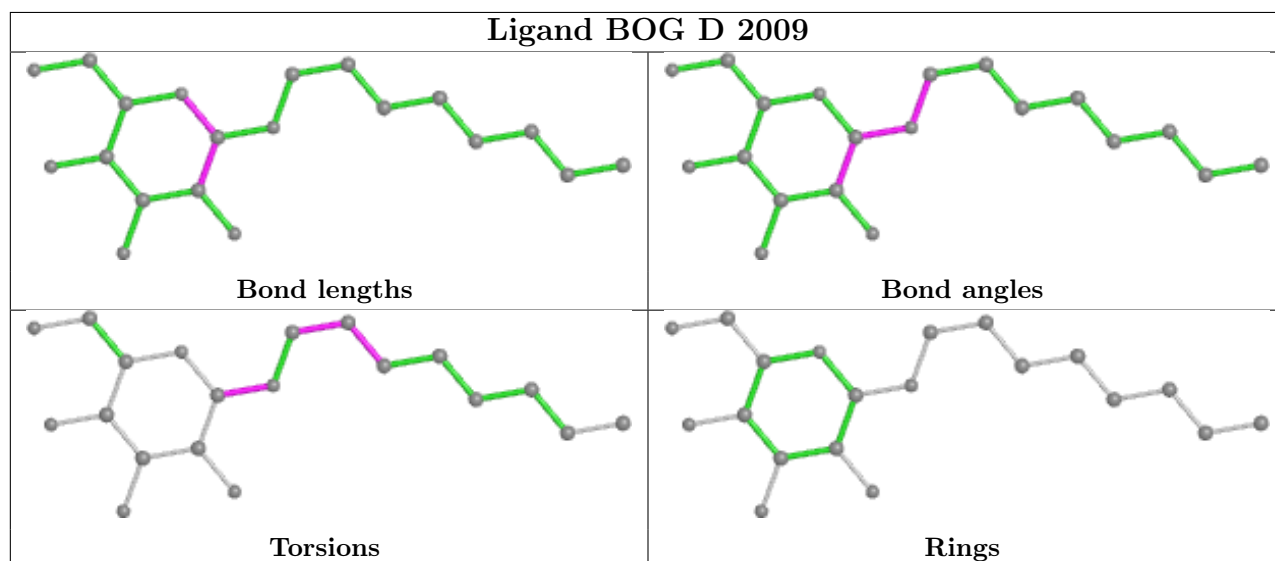
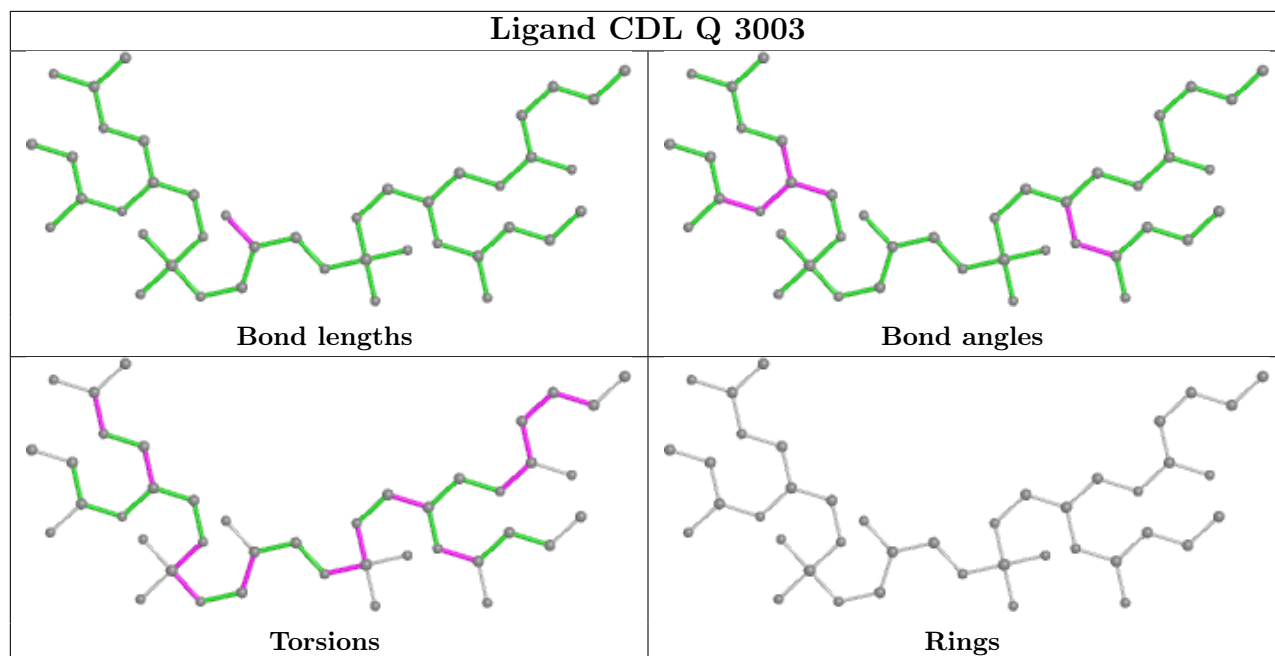
Continued from previous page...

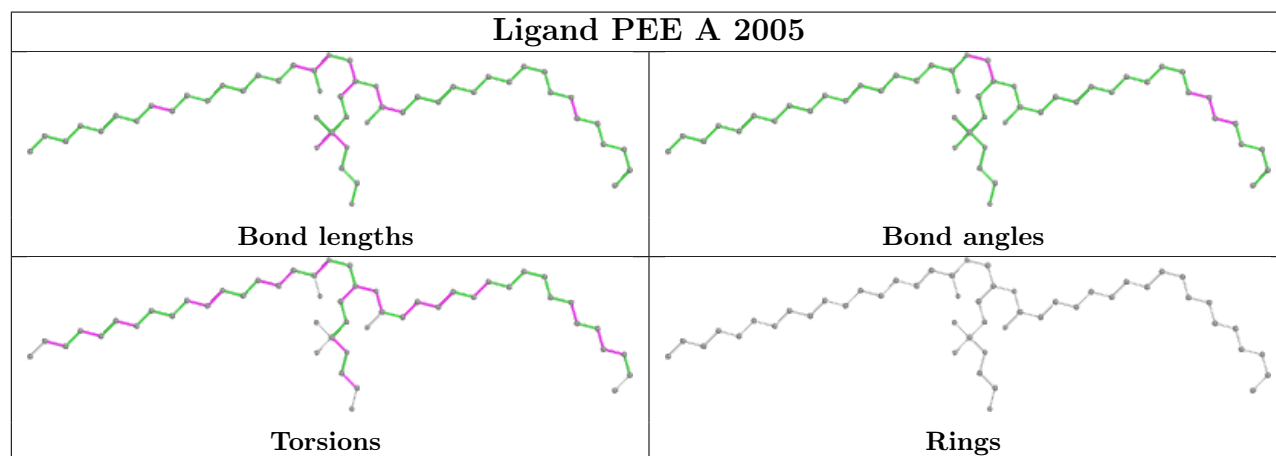
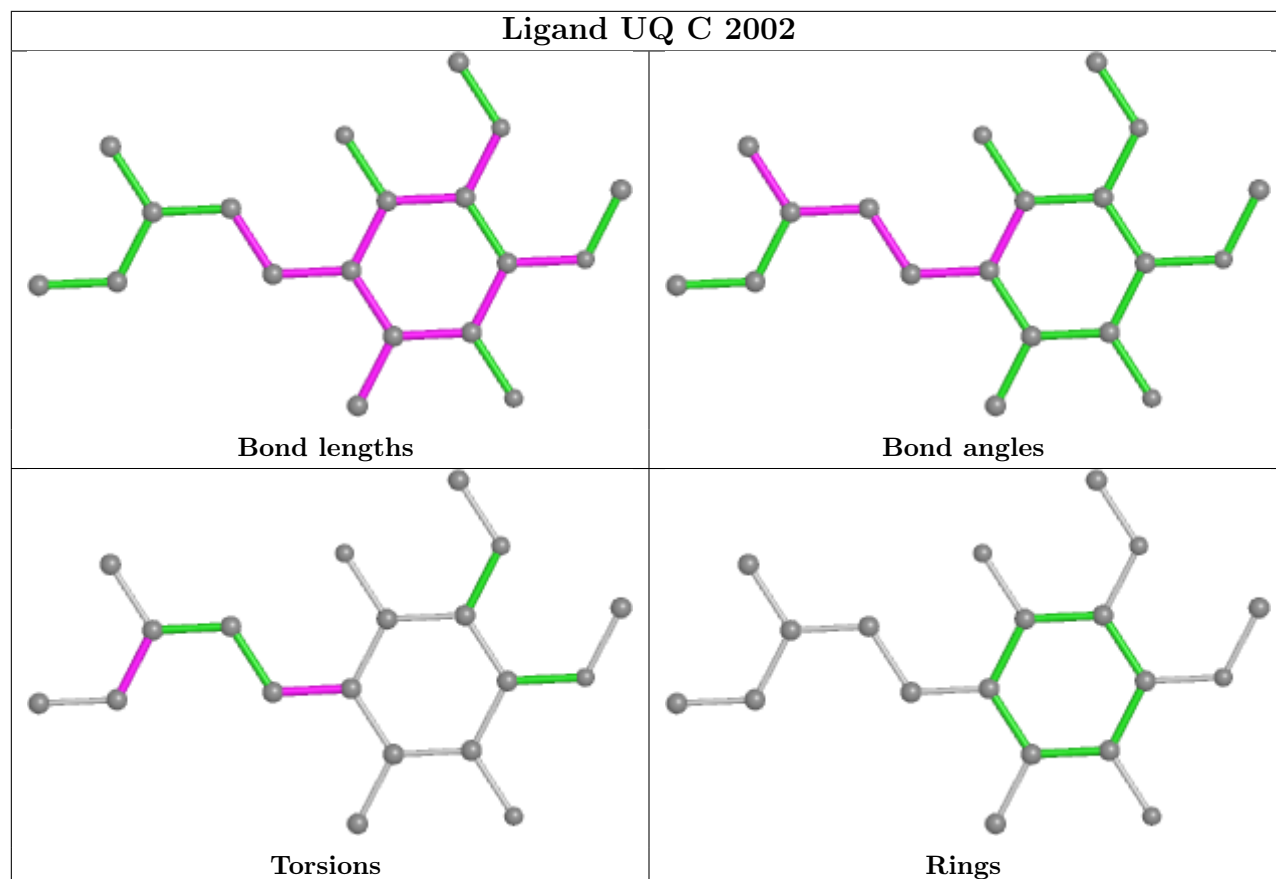
Mol	Chain	Res	Type	Clashes	Symm-Clashes
12	P	501	HEM	2	0
17	G	2004	CDL	4	0
17	D	2003	CDL	4	0
12	C	501	HEM	3	0
18	Q	3091	BOG	1	0
13	P	3001	AZO	2	0
18	P	2010	BOG	1	0
14	P	3002	UQ	6	0
19	E	501	FES	2	0
16	D	501	HEC	3	0
12	C	502	HEM	2	0

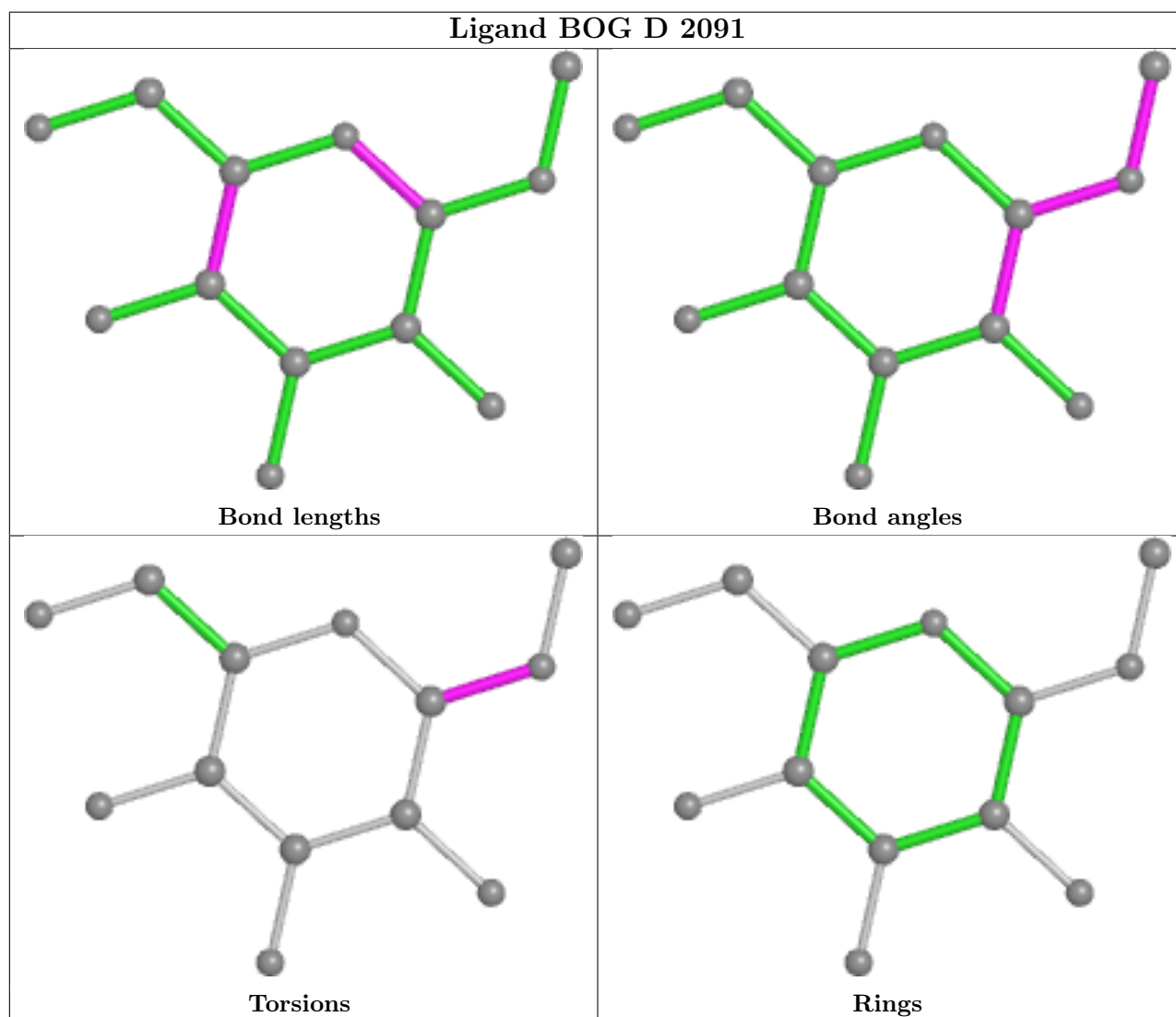
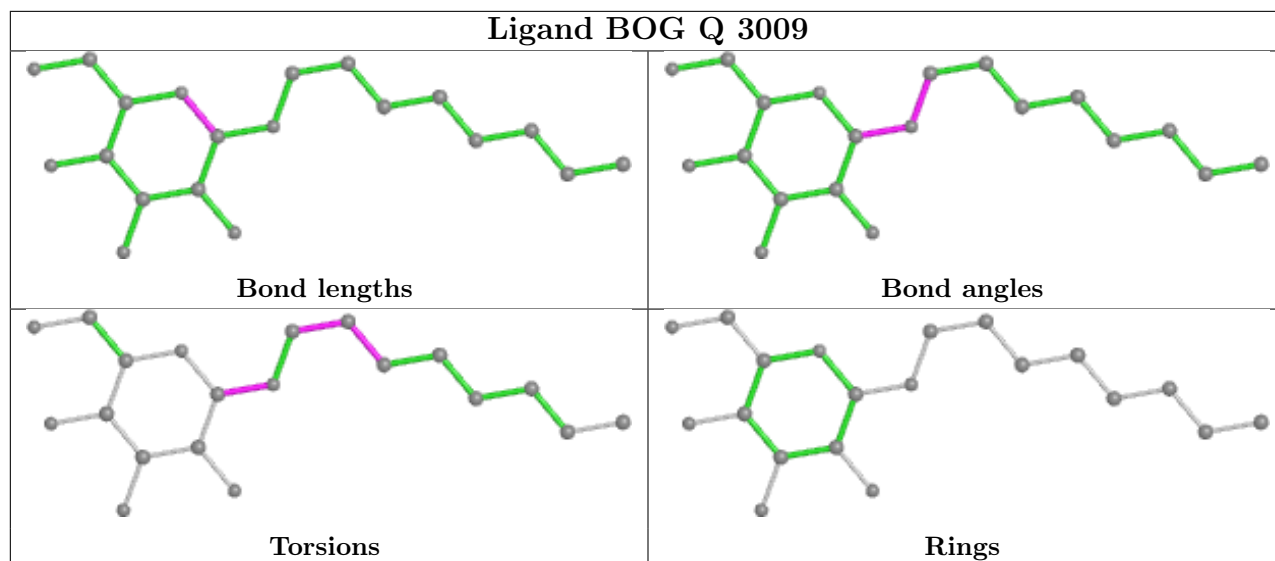
The following is a two-dimensional graphical depiction of Mogul quality analysis of bond lengths, bond angles, torsion angles, and ring geometry for all instances of the Ligand of Interest. In addition, ligands with molecular weight > 250 and outliers as shown on the validation Tables will also be included. For torsion angles, if less than 5% of the Mogul distribution of torsion angles is within 10 degrees of the torsion angle in question, then that torsion angle is considered an outlier. Any bond that is central to one or more torsion angles identified as an outlier by Mogul will be highlighted in the graph. For rings, the root-mean-square deviation (RMSD) between the ring in question and similar rings identified by Mogul is calculated over all ring torsion angles. If the average RMSD is greater than 60 degrees and the minimal RMSD between the ring in question and any Mogul-identified rings is also greater than 60 degrees, then that ring is considered an outlier. The outliers are highlighted in purple. The color gray indicates Mogul did not find sufficient equivalents in the CSD to analyse the geometry.

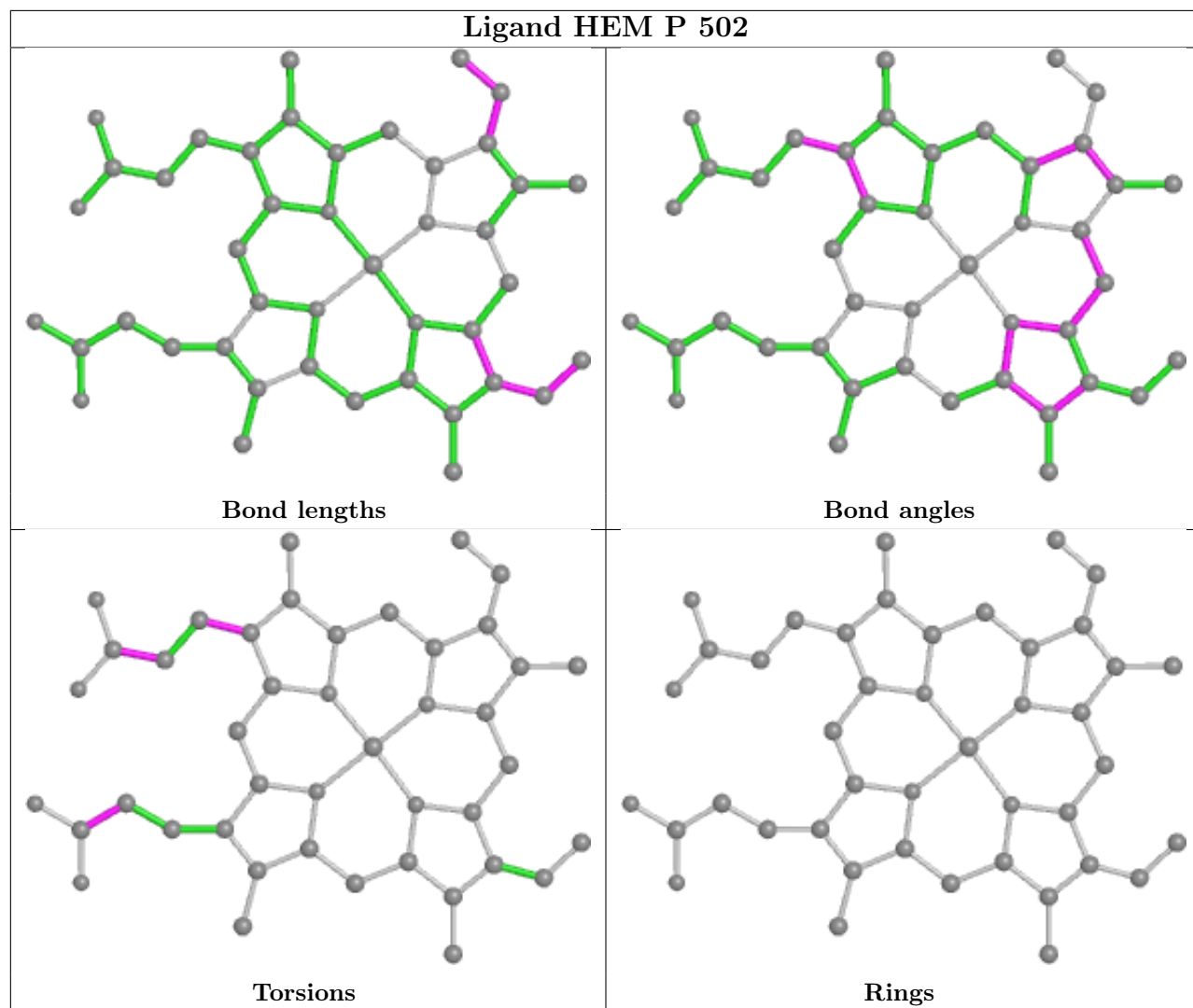


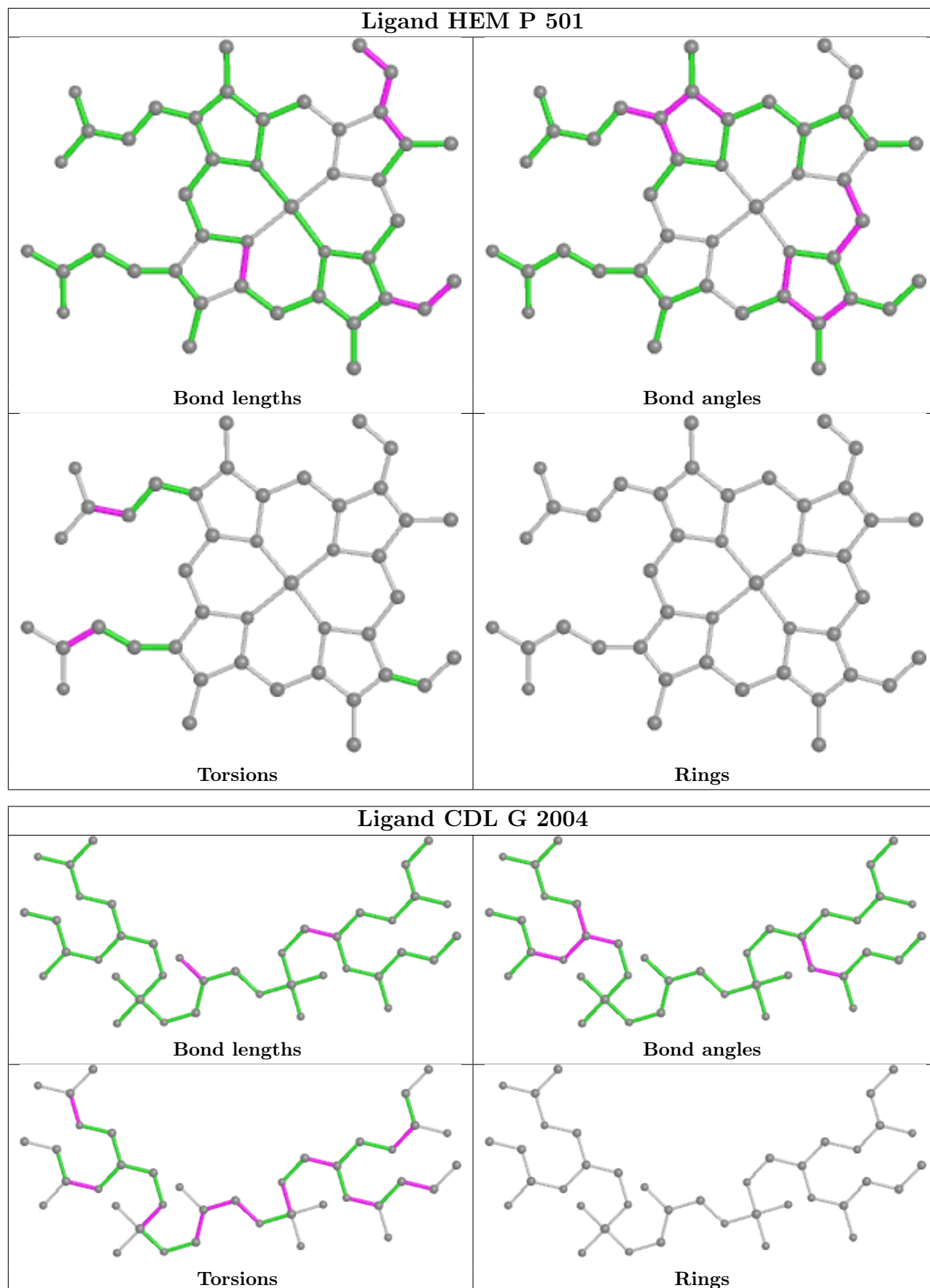


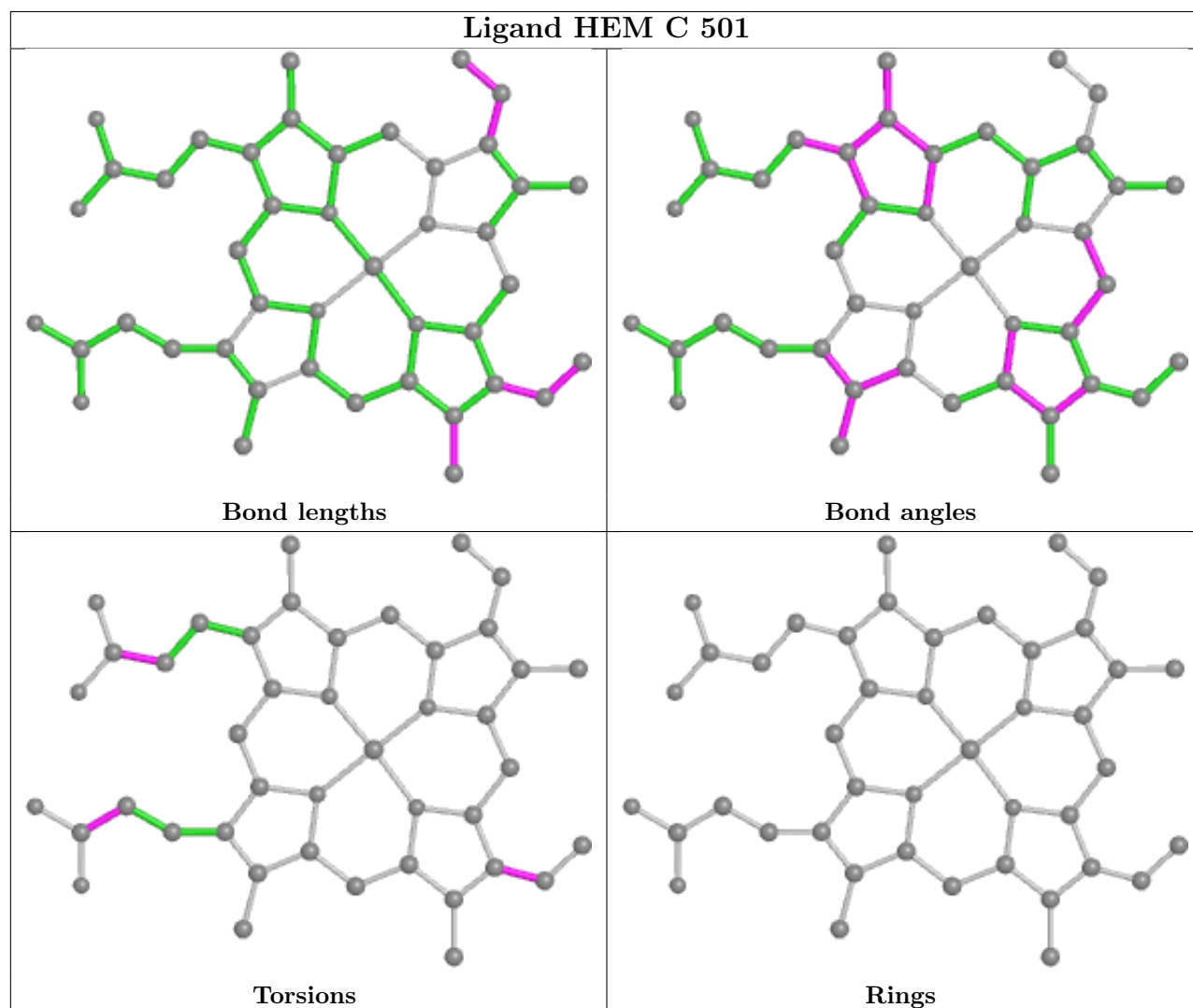
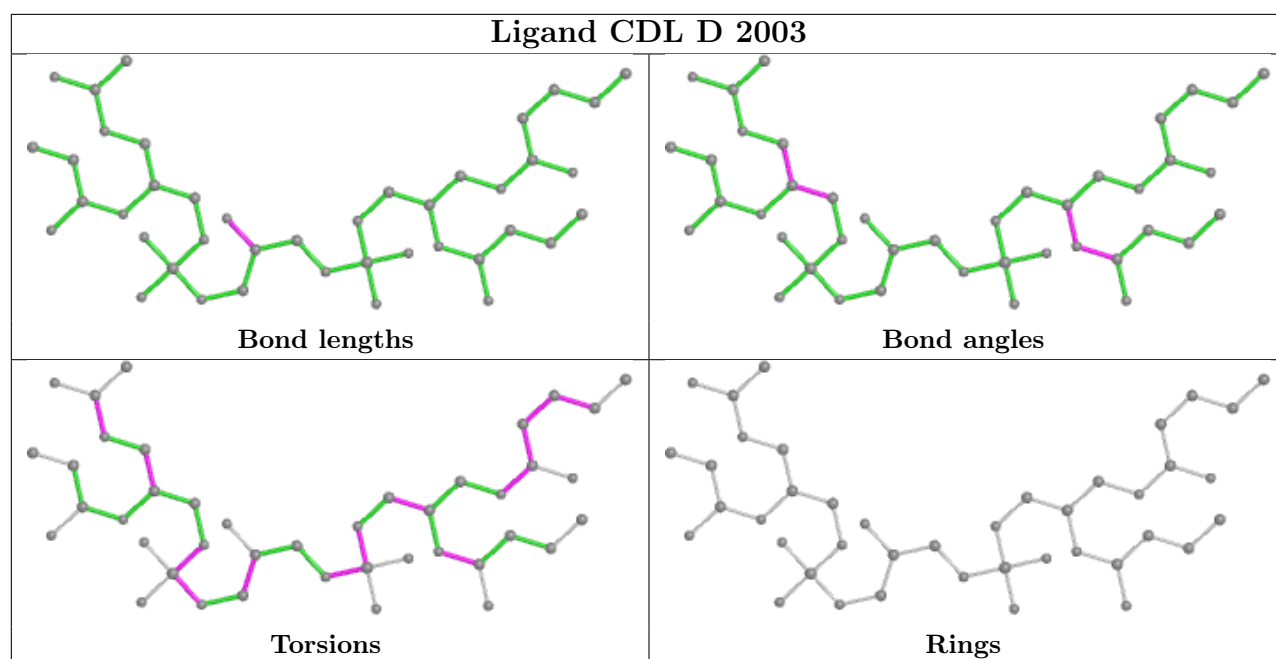


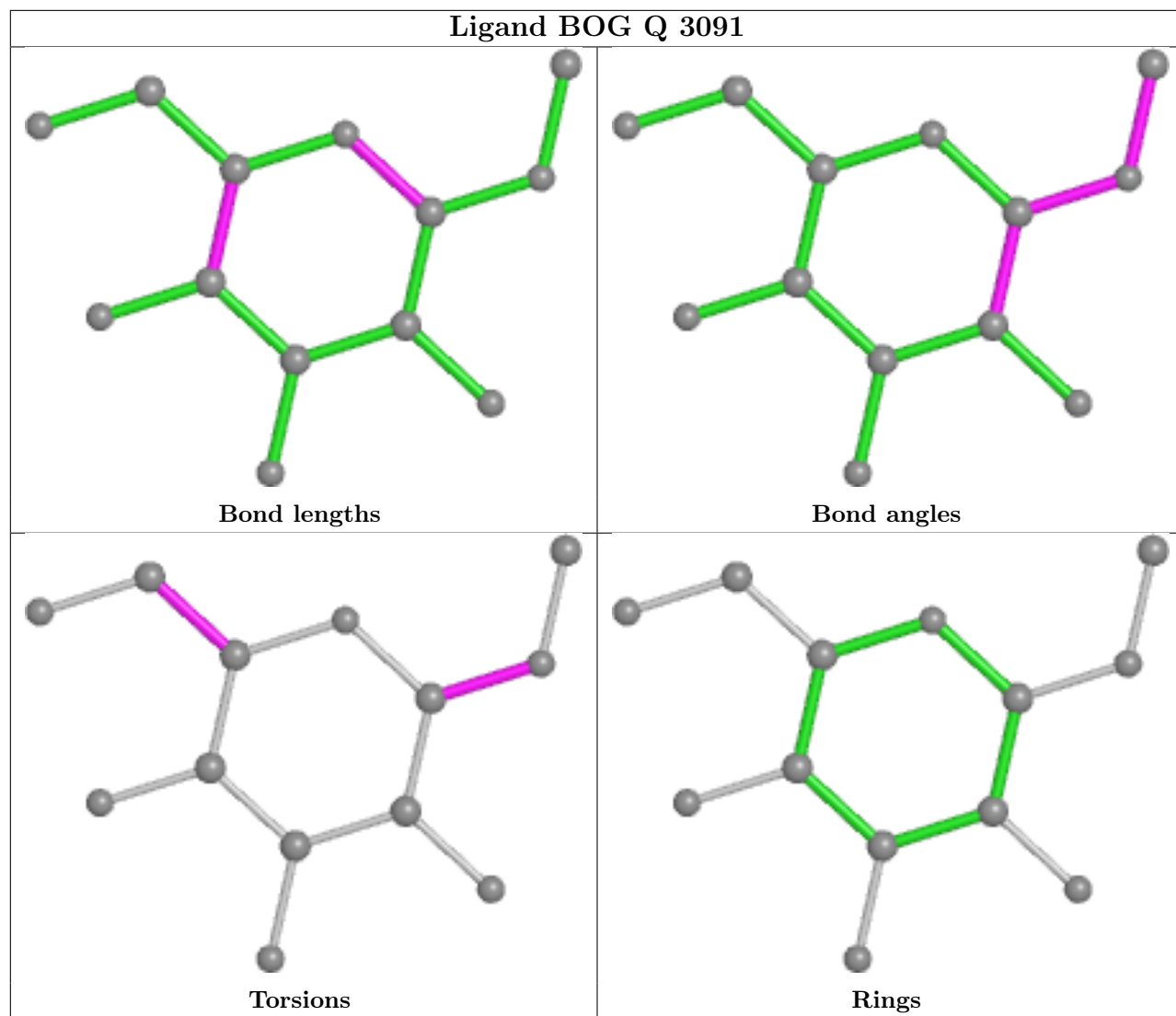


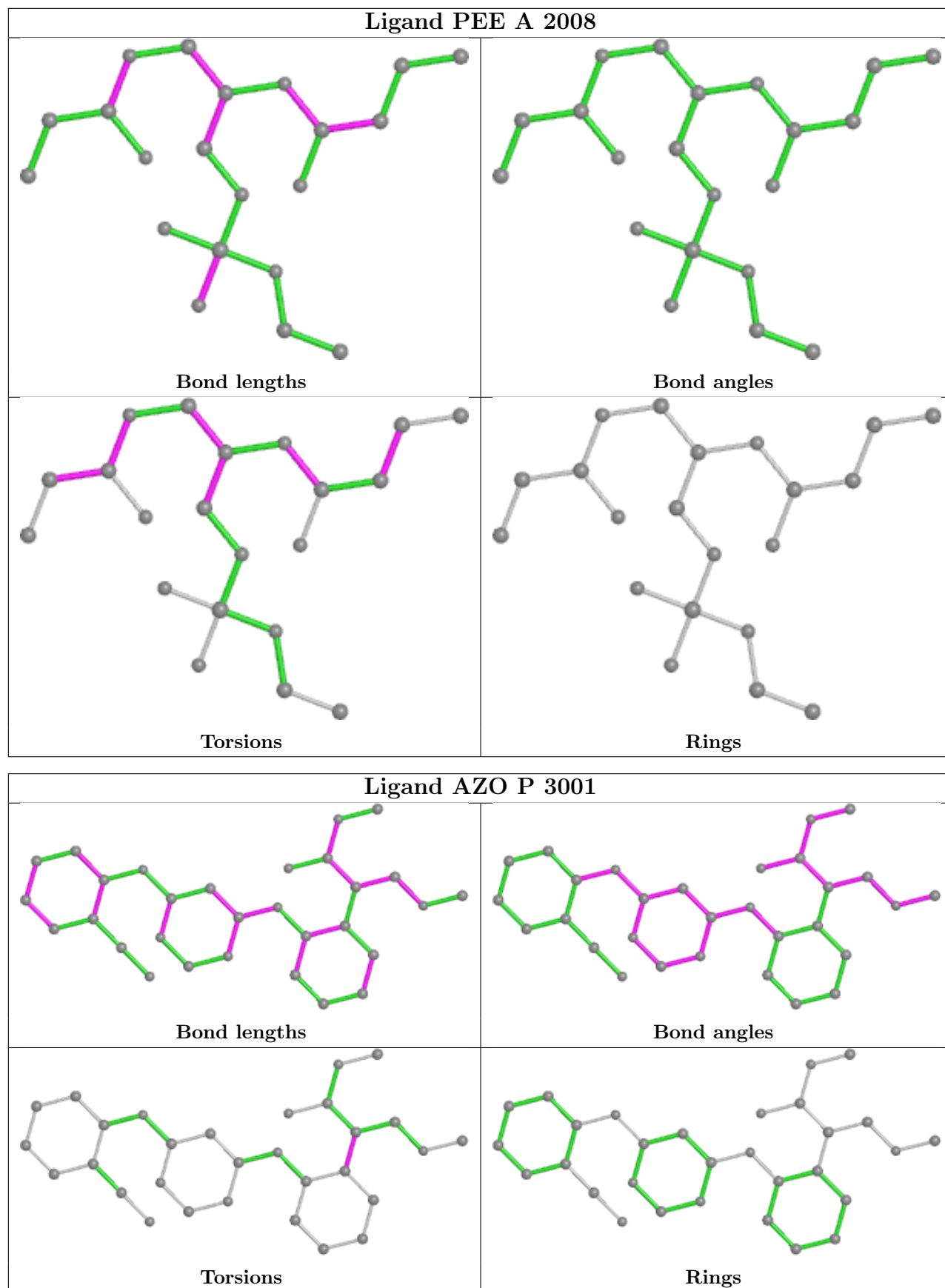


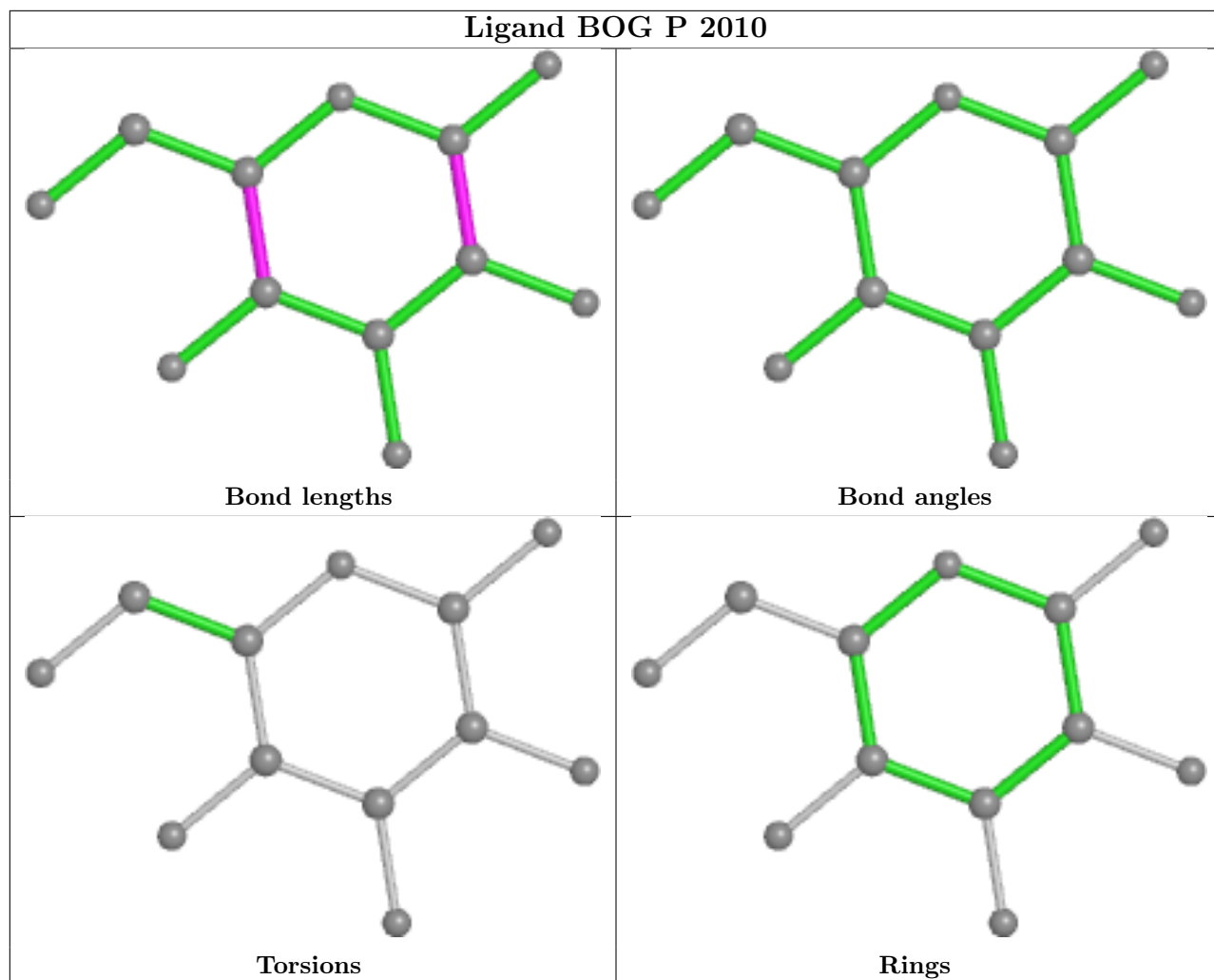


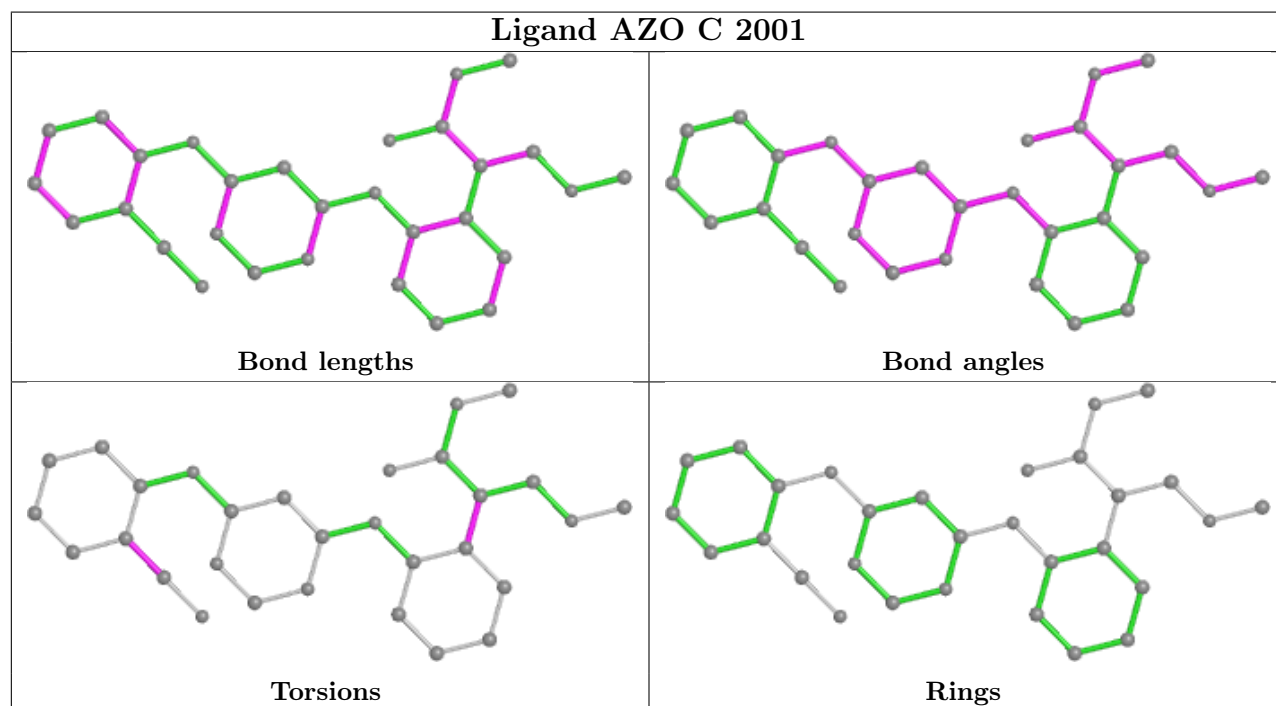
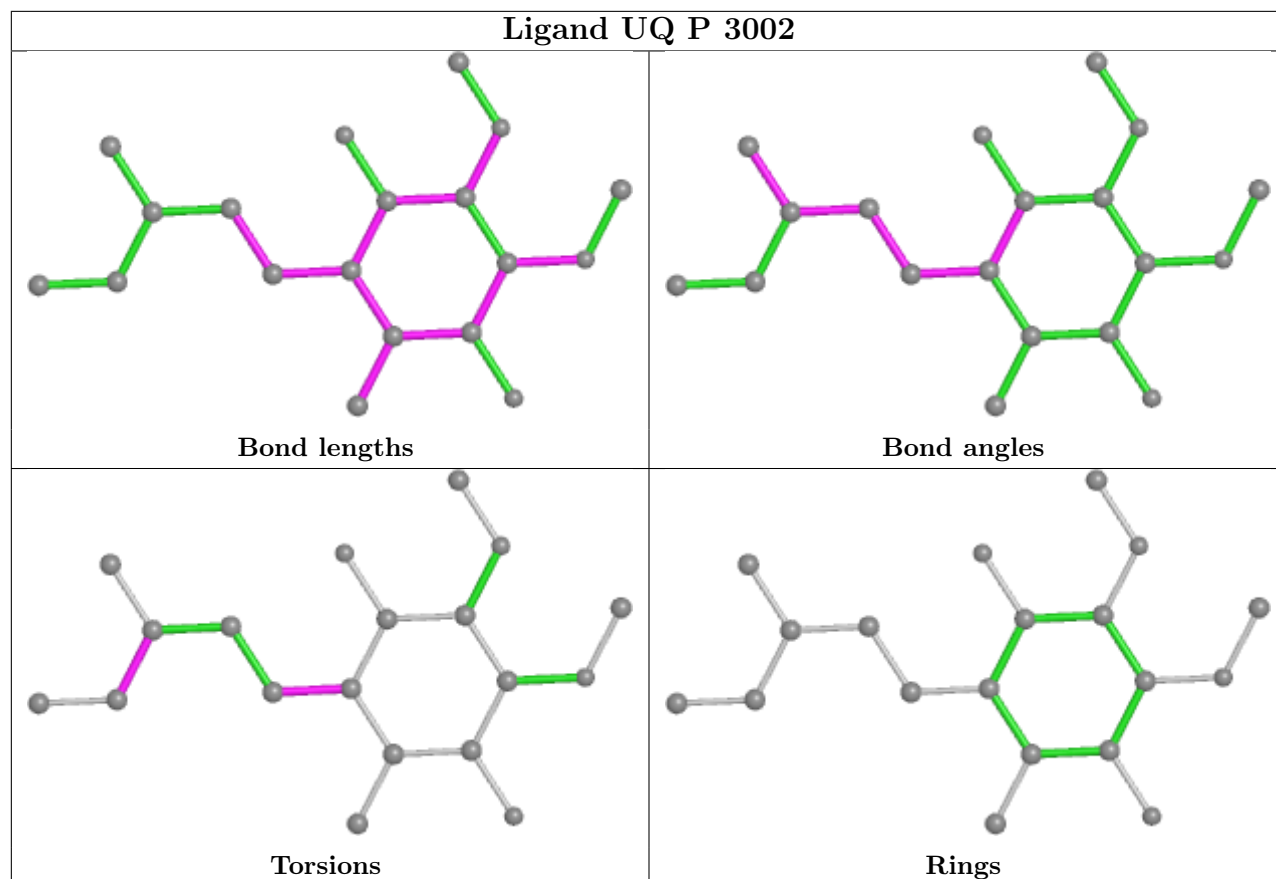


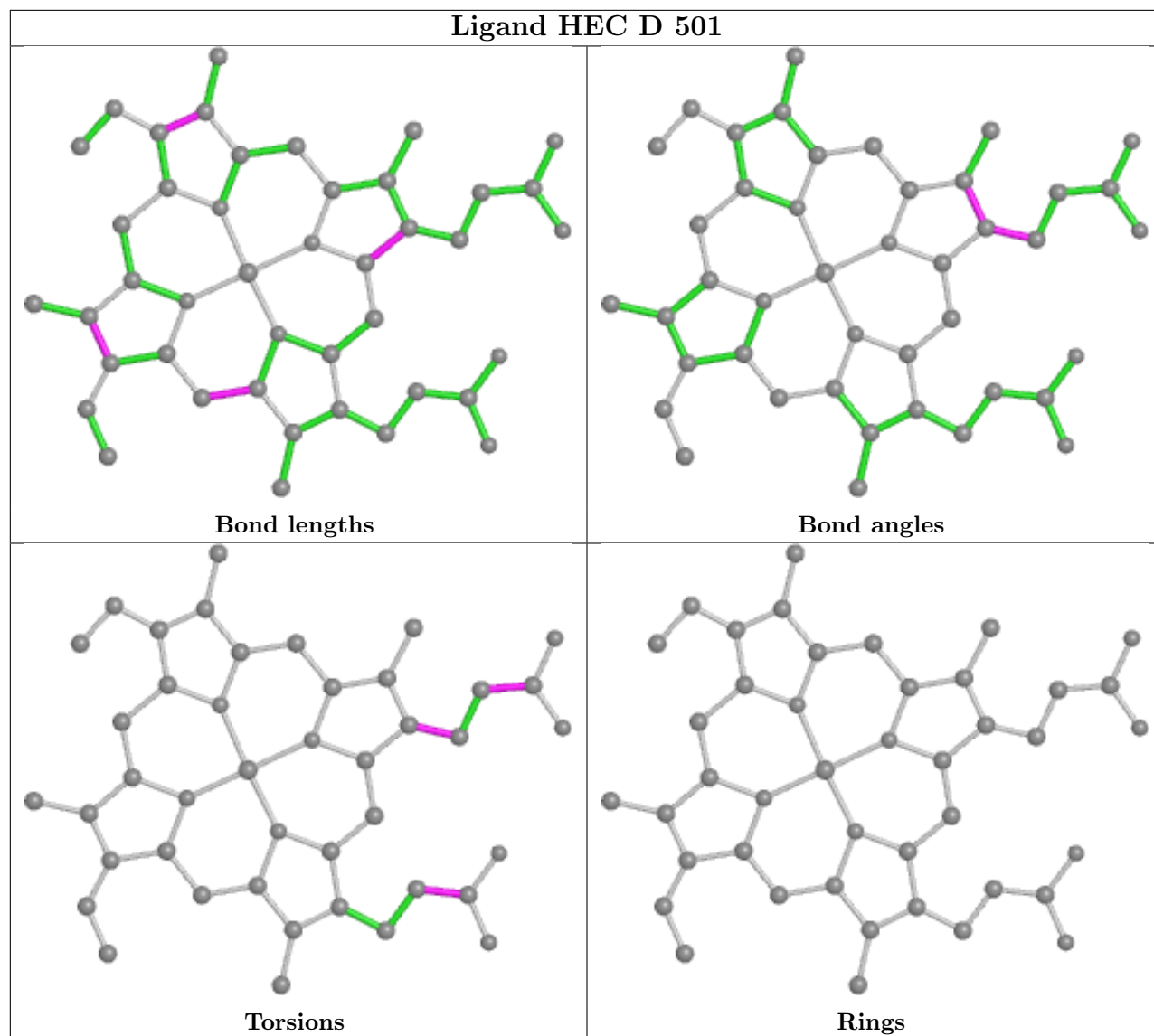


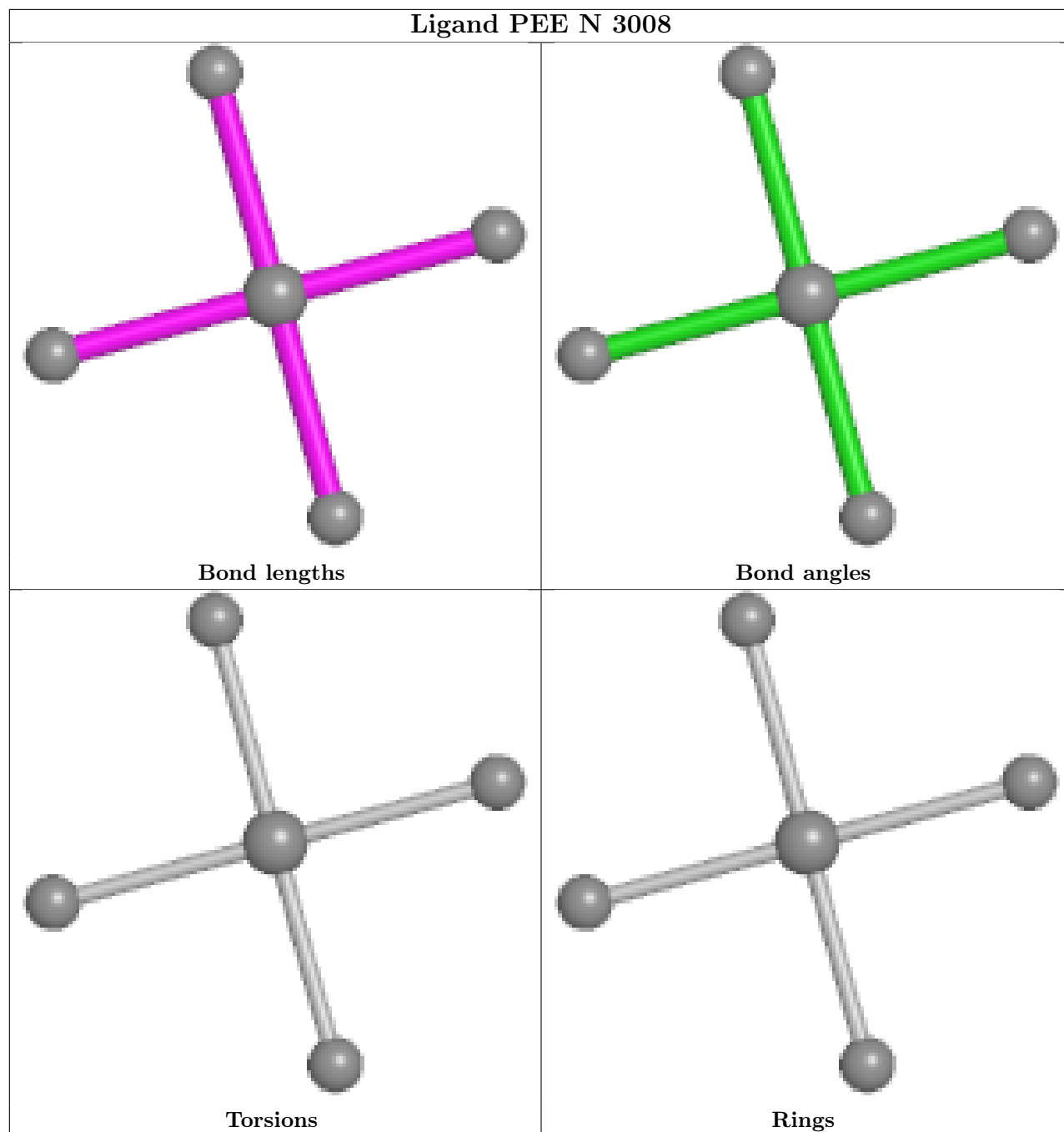


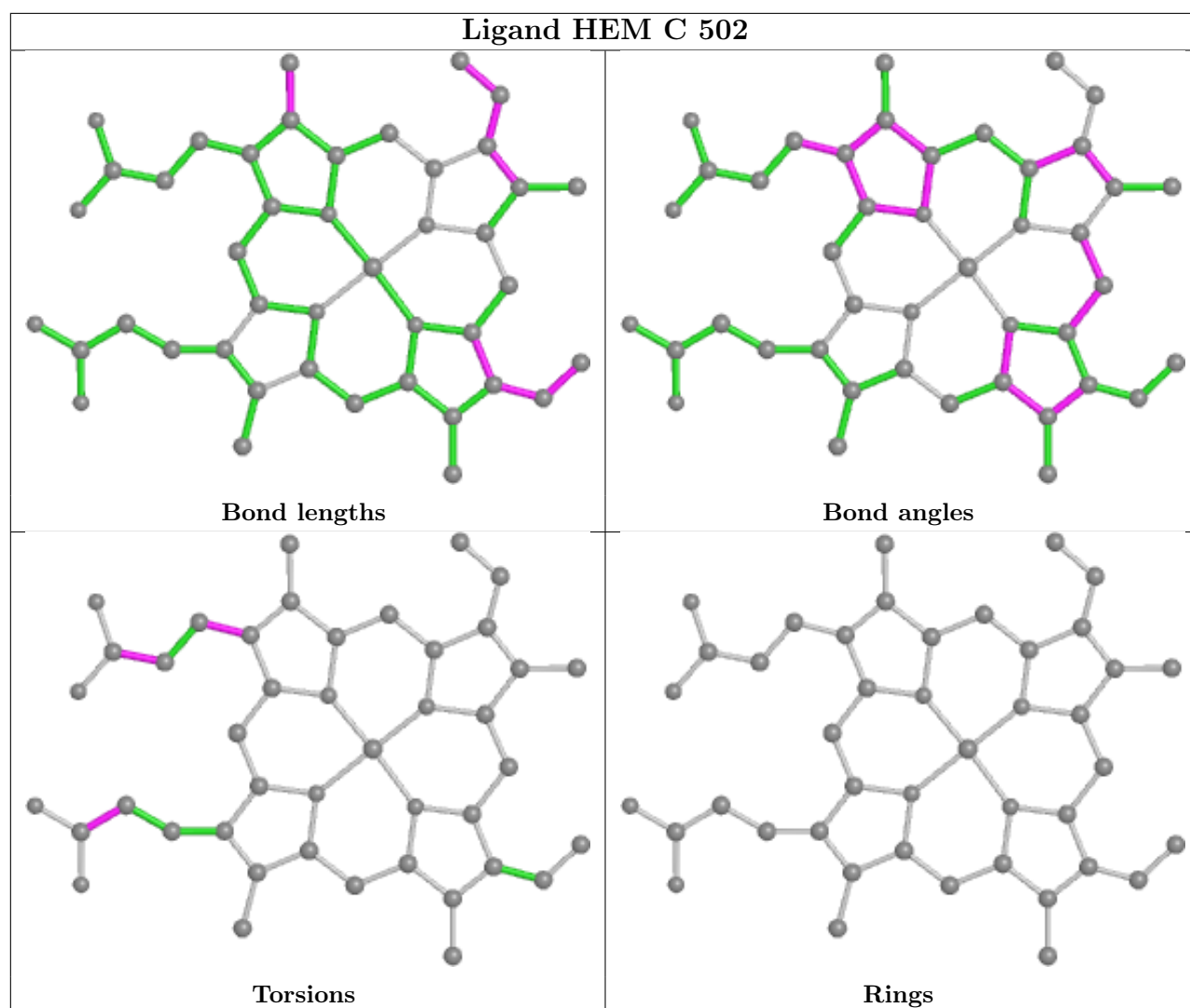












5.7 Other polymers [i](#)

There are no such residues in this entry.

5.8 Polymer linkage issues [i](#)

There are no chain breaks in this entry.

6 Fit of model and data [i](#)

6.1 Protein, DNA and RNA chains [i](#)

In the following table, the column labelled ‘#RSRZ> 2’ contains the number (and percentage) of RSRZ outliers, followed by percent RSRZ outliers for the chain as percentile scores relative to all X-ray entries and entries of similar resolution. The OWAB column contains the minimum, median, 95th percentile and maximum values of the occupancy-weighted average B-factor per residue. The column labelled ‘Q< 0.9’ lists the number of (and percentage) of residues with an average occupancy less than 0.9.

Mol	Chain	Analysed	<RSRZ>	#RSRZ>2	OWAB(Å ²)	Q<0.9
1	A	444/446 (99%)	0.34	13 (2%) 51 45	41, 68, 96, 110	0
1	N	442/446 (99%)	0.33	14 (3%) 47 41	48, 80, 103, 110	0
2	B	420/441 (95%)	0.37	20 (4%) 30 23	57, 87, 120, 142	0
2	O	422/441 (95%)	0.37	16 (3%) 40 32	49, 85, 113, 129	0
3	C	380/380 (100%)	0.34	9 (2%) 59 54	30, 48, 88, 132	0
3	P	379/380 (99%)	0.36	15 (3%) 38 30	33, 63, 94, 132	0
4	D	241/241 (100%)	0.27	5 (2%) 63 58	36, 51, 88, 109	0
4	Q	241/241 (100%)	0.25	5 (2%) 63 58	56, 76, 106, 127	0
5	E	196/196 (100%)	1.70	71 (36%) 0 0	41, 144, 176, 184	0
5	R	196/196 (100%)	0.28	7 (3%) 42 35	51, 97, 144, 156	0
6	F	101/110 (91%)	0.20	0 100 100	38, 52, 70, 104	0
6	S	101/110 (91%)	0.05	0 100 100	60, 74, 107, 131	0
7	G	80/81 (98%)	0.44	2 (2%) 57 52	42, 61, 106, 117	0
7	T	79/81 (97%)	0.56	5 (6%) 20 14	56, 85, 150, 159	0
8	H	70/77 (90%)	0.38	1 (1%) 75 71	45, 68, 91, 128	0
8	U	67/77 (87%)	0.25	4 (5%) 21 15	90, 117, 137, 141	0
9	I	31/47 (65%)	1.87	14 (45%) 0 0	80, 115, 142, 143	0
9	V	31/47 (65%)	1.79	15 (48%) 0 0	78, 115, 140, 145	0
10	J	61/61 (100%)	0.17	1 (1%) 72 68	52, 65, 103, 147	0
10	W	60/61 (98%)	0.35	2 (3%) 46 39	63, 79, 109, 119	0
All	All	4042/4160 (97%)	0.41	219 (5%) 25 19	30, 73, 131, 184	0

All (219) RSRZ outliers are listed below:

Mol	Chain	Res	Type	RSRZ
5	E	157	TYR	7.6
5	E	188	VAL	7.1
5	E	109	GLU	7.1
5	E	98	VAL	6.8
5	E	116	LYS	6.8
9	I	63	ASP	6.8
5	E	117	LEU	6.2
9	V	63	ASP	6.1
5	R	196	GLY	5.8
4	D	241	LYS	5.8
5	E	84	GLY	5.7
2	B	220	ALA	5.7
9	I	48	PRO	5.5
5	E	159	PRO	5.3
2	B	33	LEU	5.3
5	E	171	ILE	5.2
7	T	78	GLU	5.2
5	E	183	PRO	5.1
5	E	163	SER	5.1
5	E	114	VAL	5.1
5	R	81	ILE	5.1
9	I	50	LEU	5.1
7	T	2	ILE	5.0
5	E	120	PRO	5.0
5	E	138	VAL	5.0
5	E	115	SER	4.8
2	B	224	LEU	4.8
5	E	102	THR	4.7
5	E	103	GLN	4.6
5	E	107	ASN	4.5
5	E	148	ALA	4.5
5	E	174	GLY	4.5
5	E	149	ASN	4.4
5	E	112	VAL	4.4
9	V	68	ILE	4.4
2	B	226	ILE	4.2
5	E	156	TYR	4.2
5	E	158	CYS	4.2
5	E	113	ASP	4.2
5	E	124	LEU	4.1
5	E	86	ASN	4.1
5	E	167	ALA	4.1
1	N	379	ILE	4.1

Continued on next page...

Continued from previous page...

Mol	Chain	Res	Type	RSRZ
5	E	180	LEU	4.0
5	E	152	ASP	4.0
9	I	76	VAL	4.0
5	E	178	TYR	3.9
5	E	173	LYS	3.9
5	E	150	SER	3.9
5	E	165	TYR	3.9
5	E	108	GLN	3.8
1	N	127	ILE	3.8
4	Q	206	LEU	3.8
4	Q	210	LEU	3.7
5	E	145	VAL	3.7
8	U	13	LEU	3.7
9	I	55	MET	3.6
7	T	77	TYR	3.6
4	D	240	PRO	3.6
5	E	104	ALA	3.5
10	J	63	GLU	3.5
2	B	225	ASN	3.5
5	E	146	PRO	3.4
9	I	51	CYS	3.4
2	B	29	LEU	3.4
2	O	410	VAL	3.4
5	E	169	GLY	3.4
5	E	172	ARG	3.3
9	V	54	SER	3.3
5	E	134	ILE	3.3
9	V	53	GLU	3.3
5	E	97	PHE	3.2
3	C	380	TYR	3.2
9	I	54	SER	3.2
2	O	402	ILE	3.2
9	V	56	SER	3.2
1	N	122	LEU	3.2
4	Q	209	LEU	3.2
2	B	439	LEU	3.2
3	P	237	LEU	3.2
5	E	111	GLU	3.2
5	E	125	ASP	3.1
5	E	83	GLU	3.1
5	E	177	PRO	3.1
5	E	87	VAL	3.1

Continued on next page...

Continued from previous page...

Mol	Chain	Res	Type	RSRZ
5	E	187	PHE	3.1
5	E	168	SER	3.0
3	P	363	LEU	3.0
2	O	191	LEU	3.0
9	V	48	PRO	3.0
5	R	86	ASN	3.0
2	O	144	LEU	3.0
7	T	53	LEU	3.0
2	B	35	ILE	3.0
5	E	118	ARG	3.0
1	A	392	LEU	3.0
4	D	1	GLY	3.0
3	P	233	LEU	2.9
9	I	77	ARG	2.9
2	O	132	PHE	2.9
5	E	90	LYS	2.9
1	A	197	LEU	2.9
5	E	105	GLU	2.8
1	N	138	LEU	2.8
4	D	3	LEU	2.8
9	I	64	LEU	2.8
7	G	14	ILE	2.8
2	B	201	SER	2.8
1	A	365	MET	2.8
1	N	386	TYR	2.8
3	C	236	MET	2.8
7	T	6	ASN	2.8
1	A	216	PHE	2.7
1	A	379	ILE	2.7
5	E	119	ASP	2.7
5	E	181	GLU	2.7
2	B	216	LEU	2.7
9	V	58	ARG	2.7
1	N	376	CYS	2.7
2	O	352	VAL	2.7
3	C	345	GLU	2.7
3	P	277	PHE	2.7
2	O	344	LEU	2.7
5	E	147	ILE	2.6
5	E	144	CYS	2.6
5	E	143	GLY	2.6
3	C	4	ASN	2.6

Continued on next page...

Continued from previous page...

Mol	Chain	Res	Type	RSRZ
2	O	296	TYR	2.6
2	B	402	ILE	2.5
5	E	136	VAL	2.5
2	B	369	LEU	2.5
9	V	74	ALA	2.5
10	W	39	ALA	2.5
3	P	34	PHE	2.5
2	O	68	LEU	2.5
2	B	368	TYR	2.5
5	R	171	ILE	2.5
2	O	355	GLU	2.5
1	N	302	LYS	2.5
9	V	55	MET	2.5
1	A	86	PHE	2.5
2	B	223	PHE	2.5
5	E	106	ILE	2.5
3	P	334	LEU	2.5
2	B	386	ALA	2.4
3	C	155	PRO	2.4
9	V	60	ALA	2.4
5	E	89	PHE	2.4
5	R	1	VAL	2.4
5	E	140	THR	2.4
9	I	59	SER	2.4
9	V	72	ALA	2.4
1	A	208	LEU	2.4
1	N	174	ILE	2.4
1	A	122	LEU	2.4
3	C	233	LEU	2.4
5	E	135	LEU	2.4
1	N	182	LEU	2.4
9	I	53	GLU	2.3
3	C	90	PHE	2.3
5	R	49	TYR	2.3
5	E	176	ALA	2.3
1	A	177	LEU	2.3
2	B	144	LEU	2.3
2	B	157	VAL	2.3
1	A	203	ILE	2.3
2	O	405	VAL	2.3
3	P	2	ALA	2.3
10	W	35	PHE	2.3

Continued on next page...

Continued from previous page...

Mol	Chain	Res	Type	RSRZ
5	E	99	ARG	2.3
5	E	182	VAL	2.3
5	E	88	ALA	2.3
8	U	37	LEU	2.3
9	V	47	ARG	2.3
3	P	96	PHE	2.3
1	N	392	LEU	2.3
2	B	206	LEU	2.3
1	A	28	GLU	2.3
1	A	174	ILE	2.2
2	B	34	ILE	2.2
1	N	269	VAL	2.2
1	N	349	THR	2.2
5	R	115	SER	2.2
3	P	333	LEU	2.2
7	G	81	GLN	2.2
5	E	137	GLY	2.2
9	V	59	SER	2.2
8	U	78	LYS	2.2
4	D	2	GLU	2.2
8	U	12	GLU	2.2
4	Q	145	GLU	2.2
1	N	72	CYS	2.2
3	P	91	PHE	2.2
8	H	71	HIS	2.2
2	O	140	LEU	2.1
9	I	58	ARG	2.1
9	V	52	ARG	2.1
2	O	146	VAL	2.1
1	A	127	ILE	2.1
4	Q	241	LYS	2.1
3	P	90	PHE	2.1
9	I	49	LEU	2.1
2	O	85	ILE	2.1
5	E	128	LYS	2.1
2	B	132	PHE	2.1
3	P	234	THR	2.0
3	P	37	LEU	2.0
3	P	240	PHE	2.0
3	P	329	LEU	2.0
9	I	75	SER	2.0
1	N	380	GLY	2.0

Continued on next page...

Continued from previous page...

Mol	Chain	Res	Type	RSRZ
9	V	70	LEU	2.0
5	E	110	ALA	2.0
2	O	295	LEU	2.0
2	O	35	ILE	2.0
5	E	100	HIS	2.0
3	C	194	THR	2.0
3	C	240	PHE	2.0
5	E	142	LEU	2.0

6.2 Non-standard residues in protein, DNA, RNA chains [i](#)

There are no non-standard protein/DNA/RNA residues in this entry.

6.3 Carbohydrates [i](#)

There are no monosaccharides in this entry.

6.4 Ligands [i](#)

In the following table, the Atoms column lists the number of modelled atoms in the group and the number defined in the chemical component dictionary. The B-factors column lists the minimum, median, 95th percentile and maximum values of B factors of atoms in the group. The column labelled 'Q< 0.9' lists the number of atoms with occupancy less than 0.9.

Mol	Type	Chain	Res	Atoms	RSCC	RSR	B-factors(Å ²)	Q<0.9
18	BOG	Q	3091	13/20	0.15	0.45	192,194,195,195	0
18	BOG	D	2091	13/20	0.41	0.32	207,208,208,208	0
18	BOG	P	2010	12/20	0.57	0.25	140,143,144,145	0
11	PEE	A	2008	21/51	0.72	0.31	132,136,139,140	0
14	UQ	P	3002	19/63	0.75	0.52	126,136,137,137	0
11	PEE	P	3005	50/51	0.80	0.54	92,105,114,115	0
18	BOG	Q	3009	20/20	0.83	0.41	74,89,91,93	0
11	PEE	N	3008	5/51	0.85	0.22	110,111,112,112	0
17	CDL	Q	3003	42/100	0.85	0.28	117,129,145,145	0
11	PEE	A	2005	50/51	0.85	0.56	79,96,106,107	0
14	UQ	C	2002	19/63	0.86	0.46	91,92,94,95	0
15	GOL	P	3011	6/6	0.88	0.44	84,86,87,88	0
17	CDL	D	2003	42/100	0.89	0.27	92,101,111,114	0
11	PEE	P	3007	49/51	0.90	0.60	74,88,100,101	0
17	CDL	T	3004	40/100	0.91	0.22	97,104,113,114	0

Continued on next page...

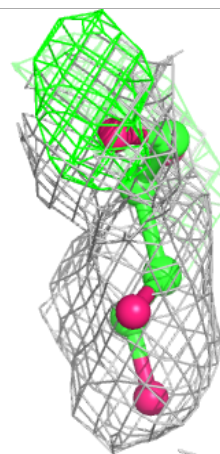
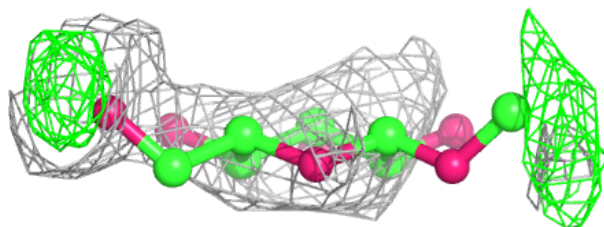
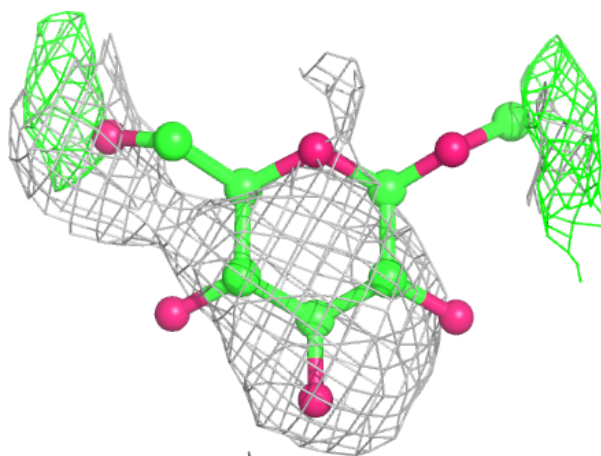
Continued from previous page...

Mol	Type	Chain	Res	Atoms	RSCC	RSR	B-factors(\AA^2)	Q<0.9
18	BOG	D	2009	20/20	0.91	0.28	60,72,75,76	0
15	GOL	C	2011	6/6	0.91	0.22	80,84,85,86	0
17	CDL	G	2004	40/100	0.93	0.28	73,85,100,101	0
13	AZO	P	3001	30/30	0.95	0.26	52,60,66,67	0
11	PEE	C	2007	49/51	0.95	0.41	46,67,84,85	0
19	FES	E	501	4/4	0.95	0.13	153,153,154,154	0
13	AZO	C	2001	30/30	0.96	0.26	36,39,41,41	0
16	HEC	Q	501	43/43	0.96	0.23	60,65,71,72	0
12	HEM	P	502	43/43	0.98	0.25	38,47,58,60	0
12	HEM	C	501	43/43	0.98	0.29	35,40,50,55	0
12	HEM	C	502	43/43	0.98	0.30	32,37,47,54	0
16	HEC	D	501	43/43	0.98	0.22	31,37,45,48	0
12	HEM	P	501	43/43	0.98	0.31	42,49,60,64	0
19	FES	R	501	4/4	0.99	0.14	88,89,90,91	0

The following is a graphical depiction of the model fit to experimental electron density of all instances of the Ligand of Interest. In addition, ligands with molecular weight > 250 and outliers as shown on the geometry validation Tables will also be included. Each fit is shown from different orientation to approximate a three-dimensional view.

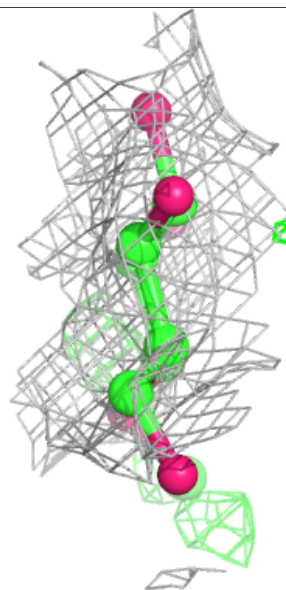
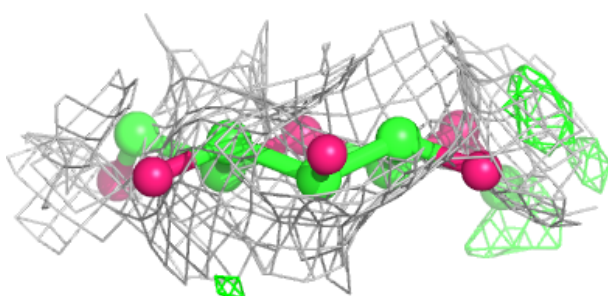
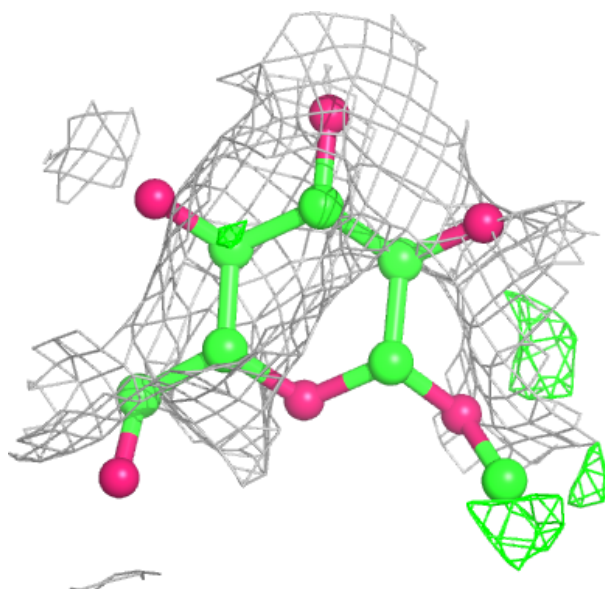
Electron density around BOG Q 3091:

$2mF_o-DF_c$ (at 0.7 rmsd) in gray
 mF_o-DF_c (at 3 rmsd) in purple (negative)
and green (positive)



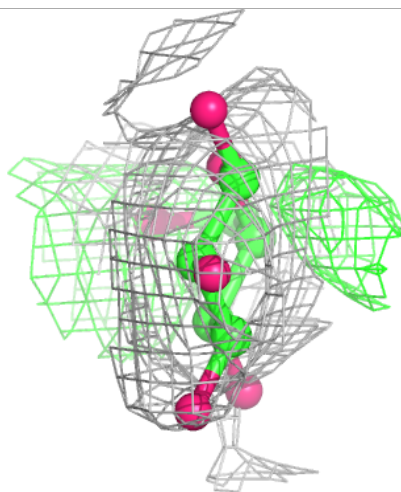
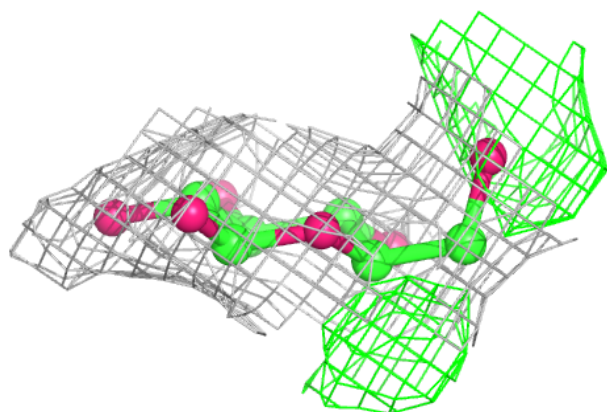
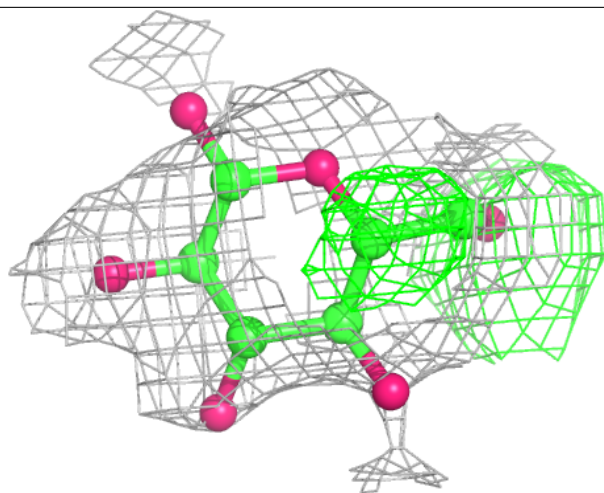
Electron density around BOG D 2091:

$2mF_o-DF_c$ (at 0.7 rmsd) in gray
 mF_o-DF_c (at 3 rmsd) in purple (negative)
and green (positive)



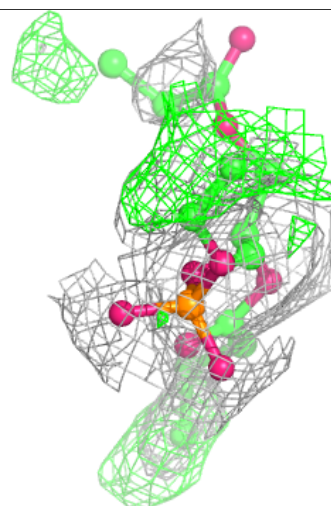
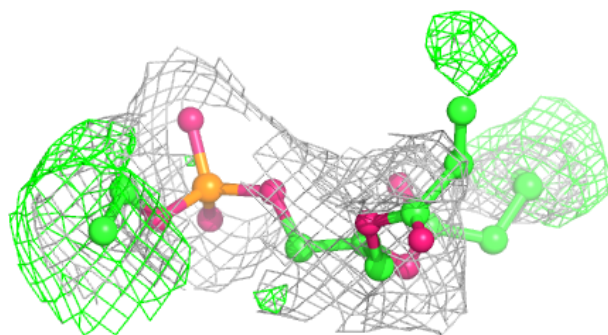
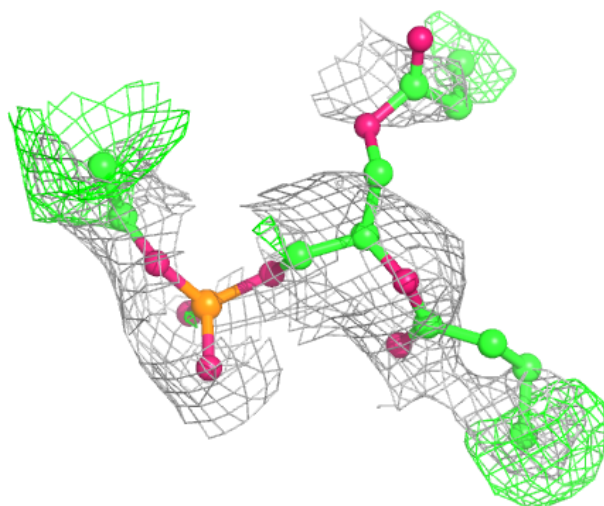
Electron density around BOG P 2010:

$2mF_o-DF_c$ (at 0.7 rmsd) in gray
 mF_o-DF_c (at 3 rmsd) in purple (negative)
and green (positive)



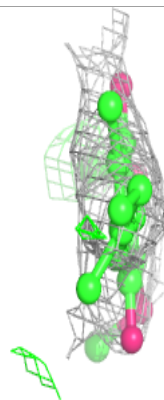
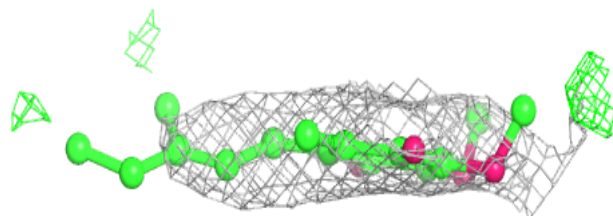
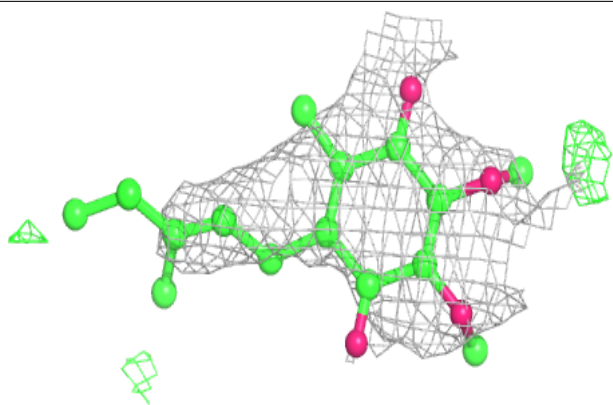
Electron density around PEE A 2008:

$2mF_o-DF_c$ (at 0.7 rmsd) in gray
 mF_o-DF_c (at 3 rmsd) in purple (negative)
and green (positive)

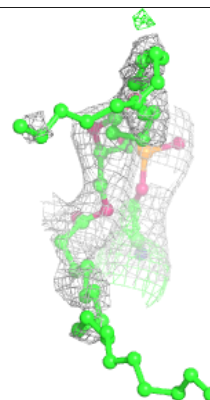
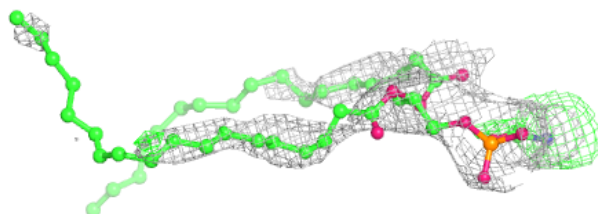
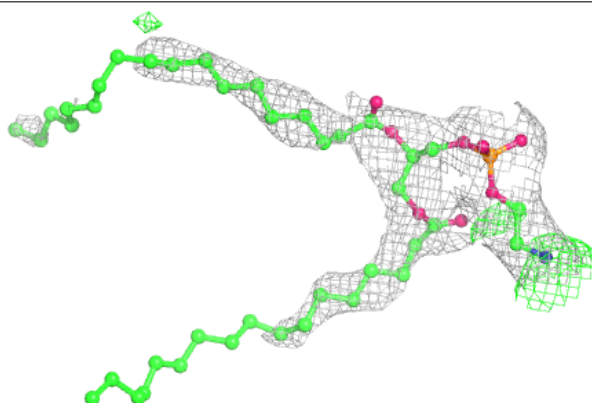


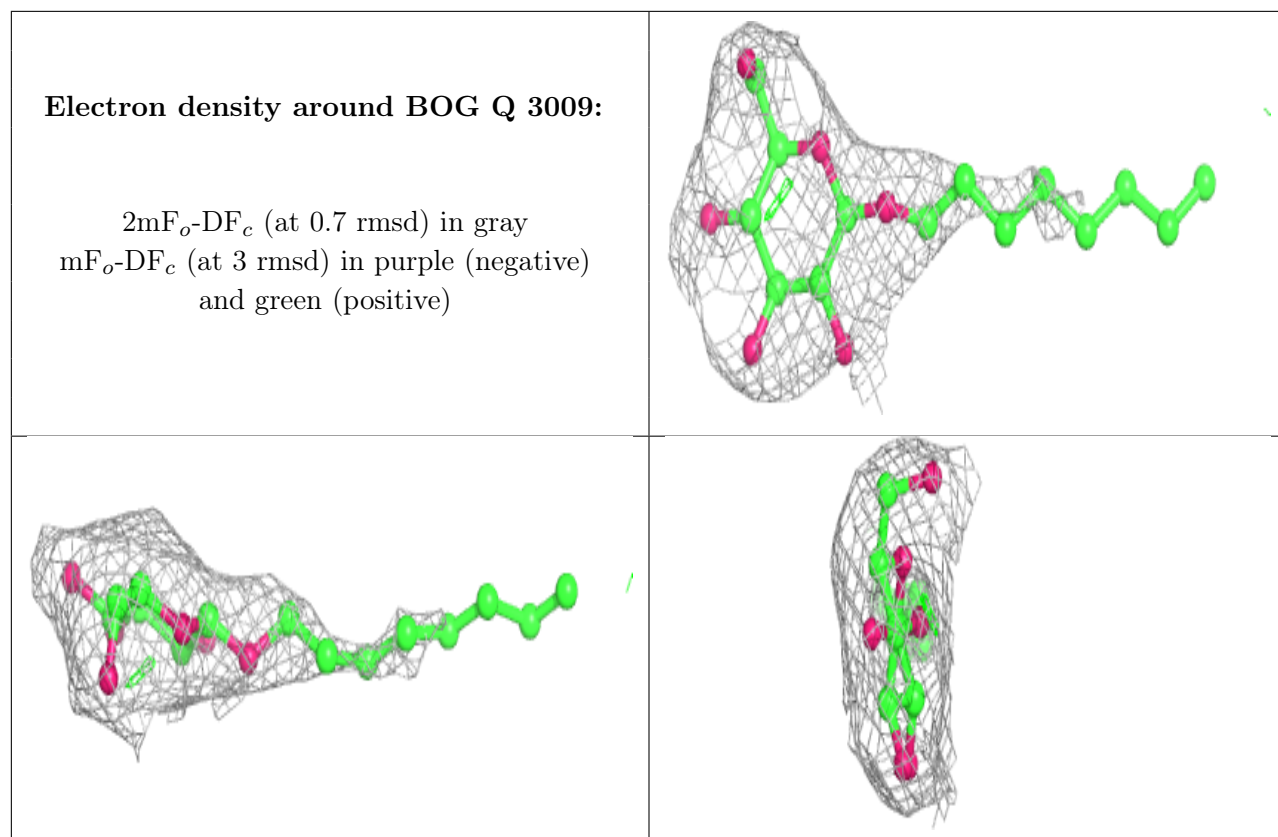
Electron density around UQ P 3002:

$2mF_o-DF_c$ (at 0.7 rmsd) in gray
 mF_o-DF_c (at 3 rmsd) in purple (negative)
and green (positive)

**Electron density around PEE P 3005:**

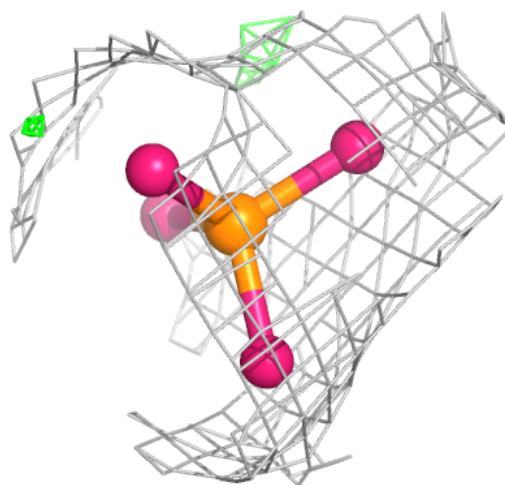
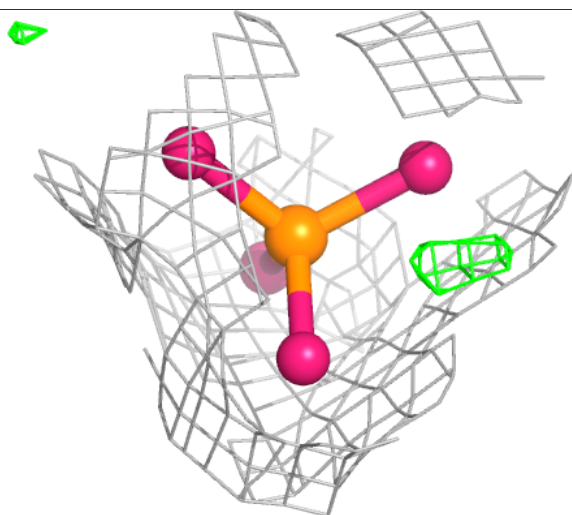
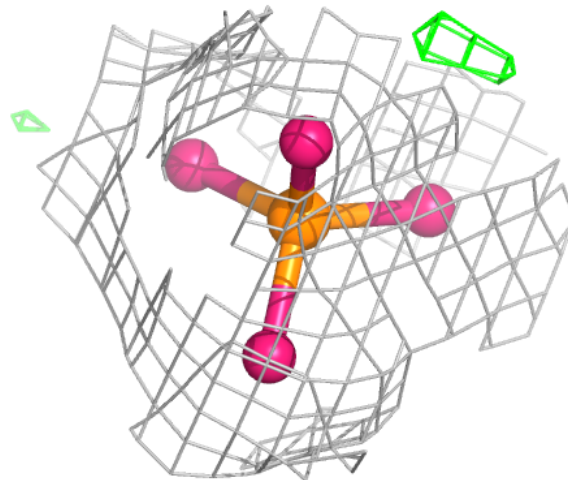
$2mF_o-DF_c$ (at 0.7 rmsd) in gray
 mF_o-DF_c (at 3 rmsd) in purple (negative)
and green (positive)





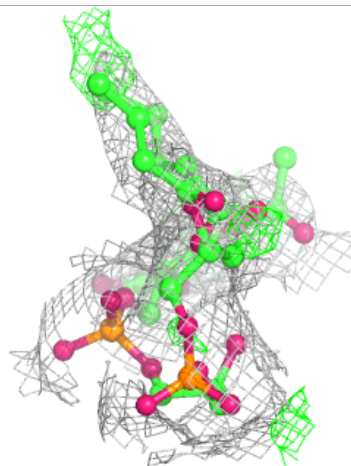
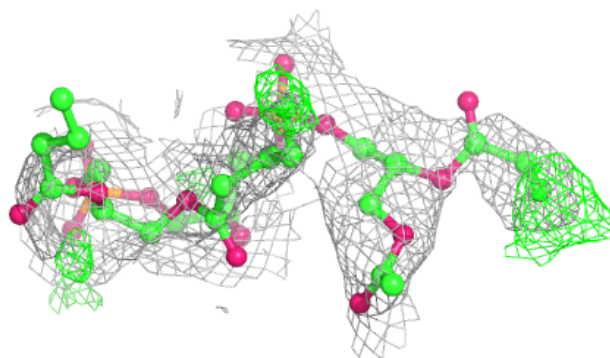
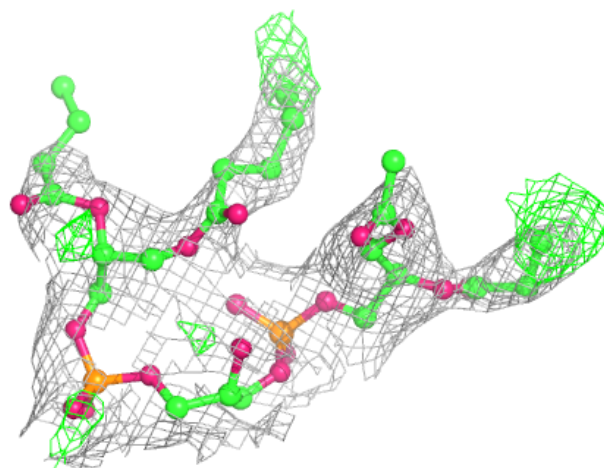
Electron density around PEE N 3008:

$2mF_o-DF_c$ (at 0.7 rmsd) in gray
 mF_o-DF_c (at 3 rmsd) in purple (negative)
and green (positive)



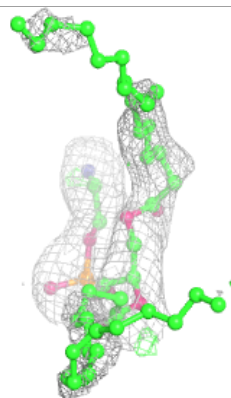
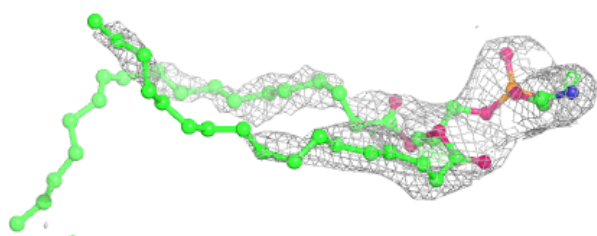
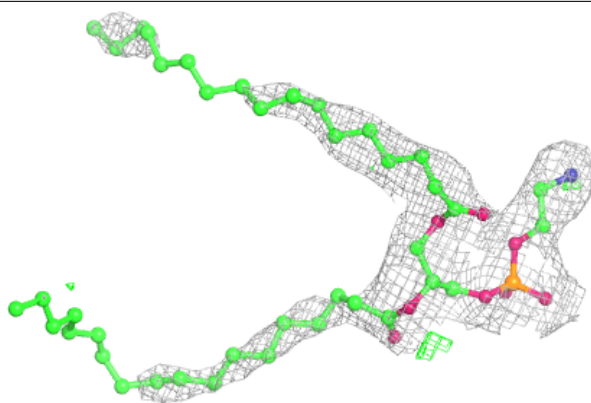
Electron density around CDL Q 3003:

$2mF_o-DF_c$ (at 0.7 rmsd) in gray
 mF_o-DF_c (at 3 rmsd) in purple (negative)
and green (positive)

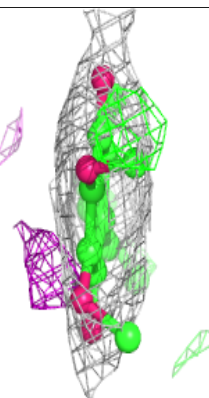
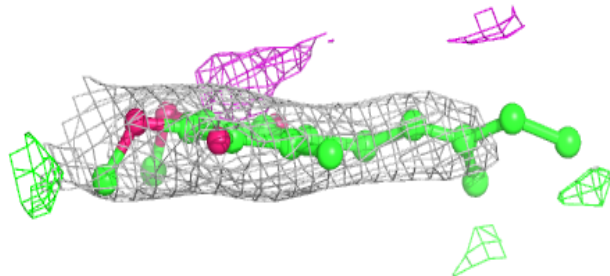
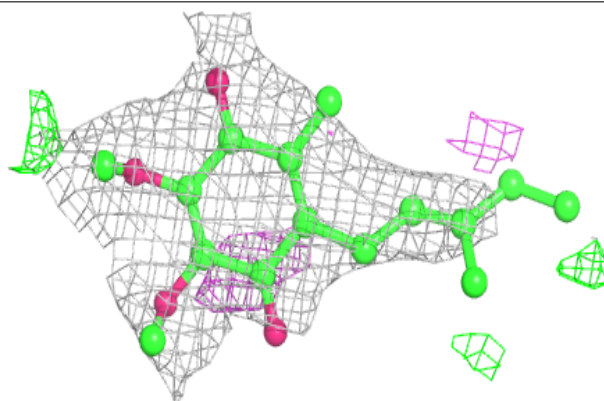


Electron density around PEE A 2005:

$2mF_o-DF_c$ (at 0.7 rmsd) in gray
 mF_o-DF_c (at 3 rmsd) in purple (negative)
and green (positive)

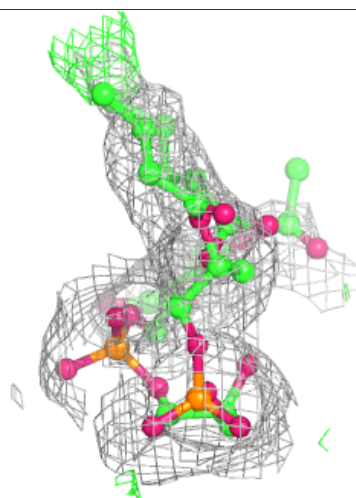
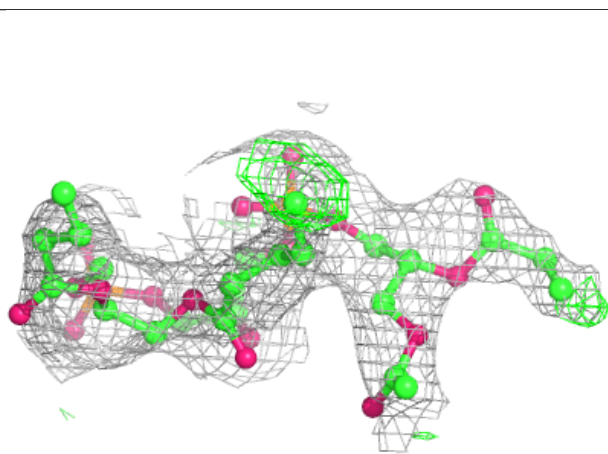
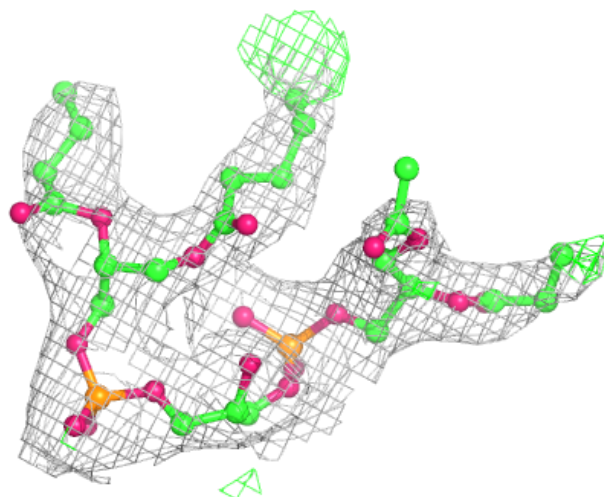
**Electron density around UQ C 2002:**

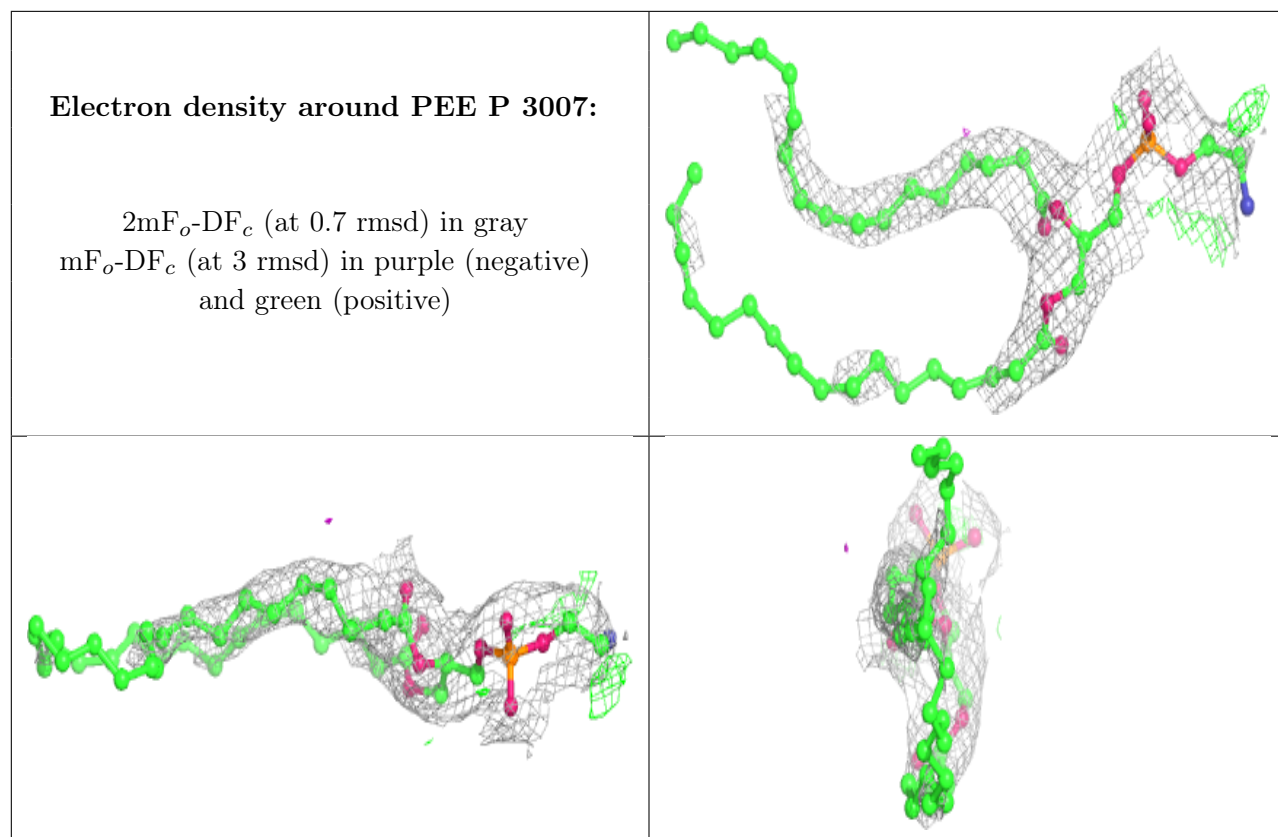
$2mF_o-DF_c$ (at 0.7 rmsd) in gray
 mF_o-DF_c (at 3 rmsd) in purple (negative)
and green (positive)



Electron density around CDL D 2003:

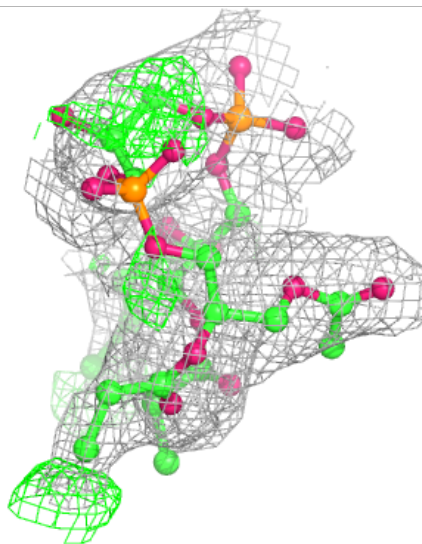
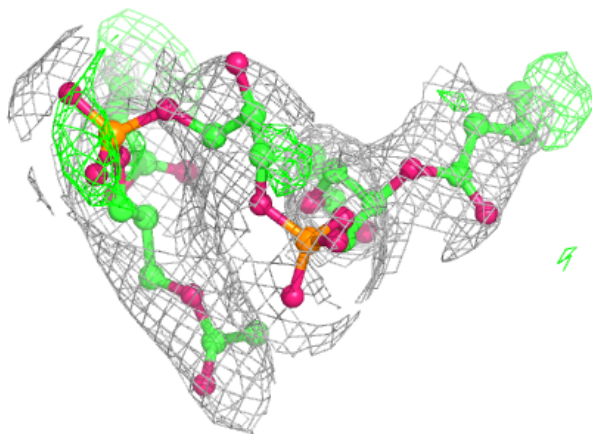
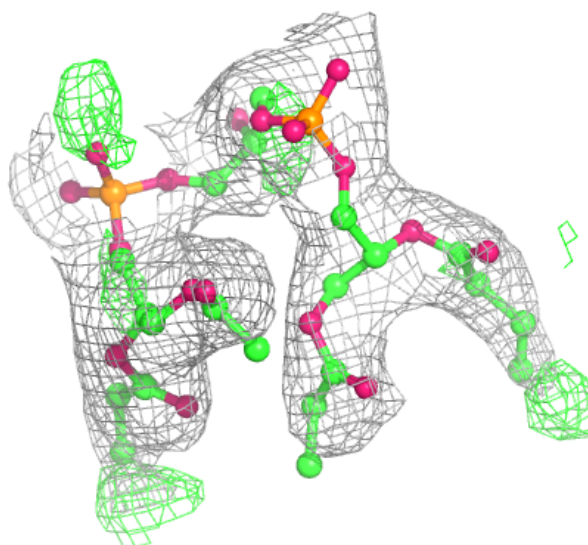
$2mF_o-DF_c$ (at 0.7 rmsd) in gray
 mF_o-DF_c (at 3 rmsd) in purple (negative)
and green (positive)





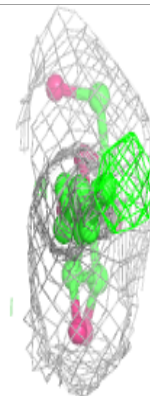
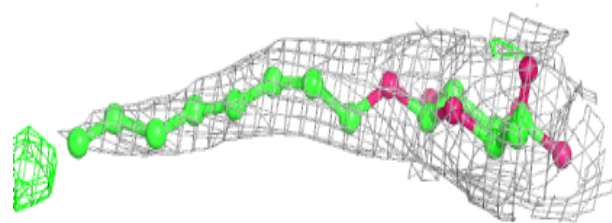
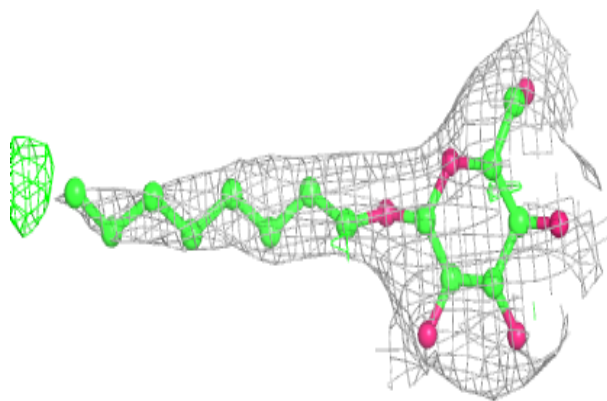
Electron density around CDL T 3004:

$2mF_o-DF_c$ (at 0.7 rmsd) in gray
 mF_o-DF_c (at 3 rmsd) in purple (negative)
and green (positive)



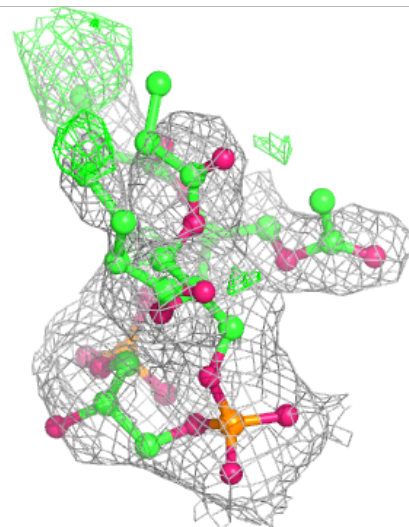
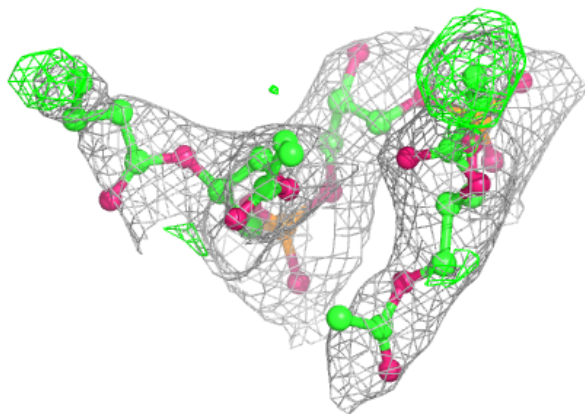
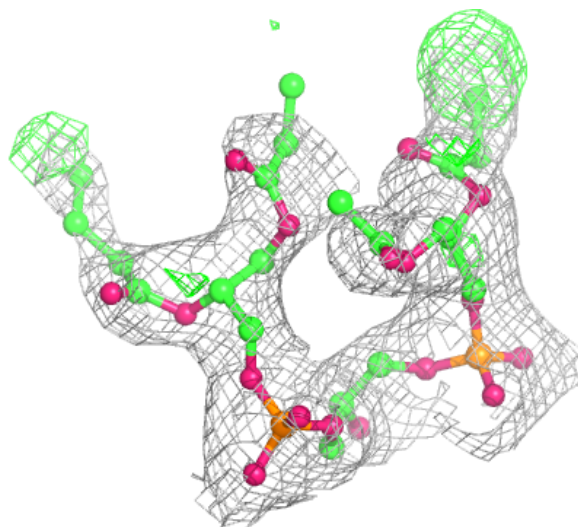
Electron density around BOG D 2009:

$2mF_o-DF_c$ (at 0.7 rmsd) in gray
 mF_o-DF_c (at 3 rmsd) in purple (negative)
and green (positive)



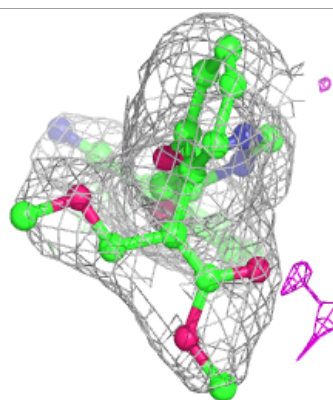
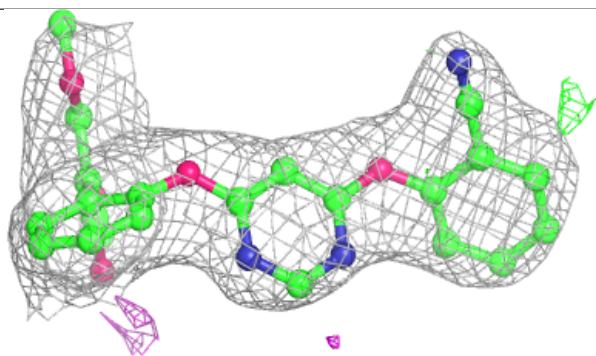
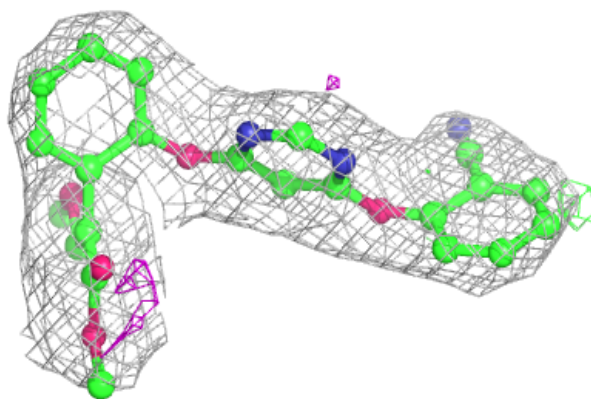
Electron density around CDL G 2004:

$2mF_o-DF_c$ (at 0.7 rmsd) in gray
 mF_o-DF_c (at 3 rmsd) in purple (negative)
and green (positive)

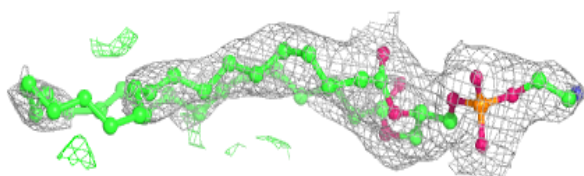
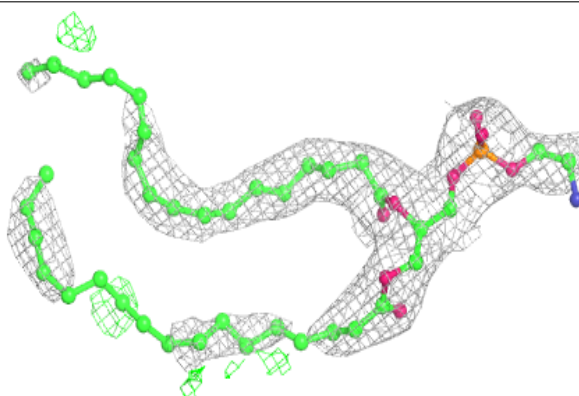


Electron density around AZO P 3001:

$2mF_o-DF_c$ (at 0.7 rmsd) in gray
 mF_o-DF_c (at 3 rmsd) in purple (negative)
and green (positive)

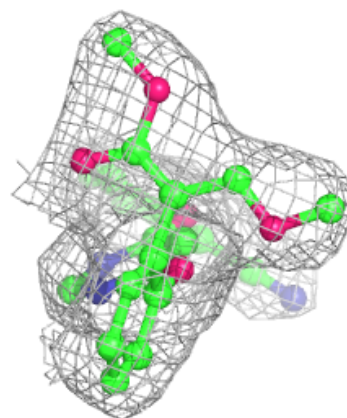
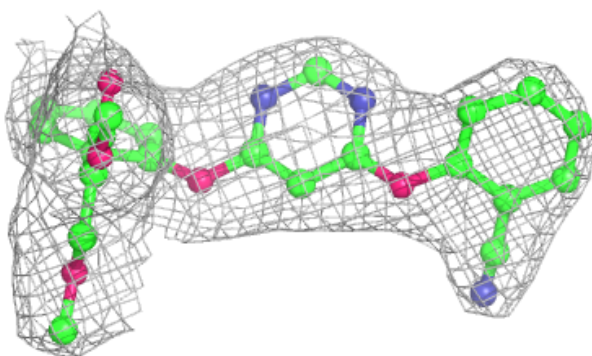
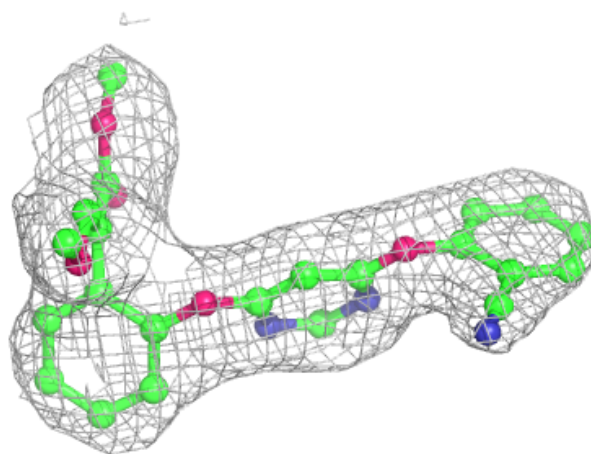
**Electron density around PEE C 2007:**

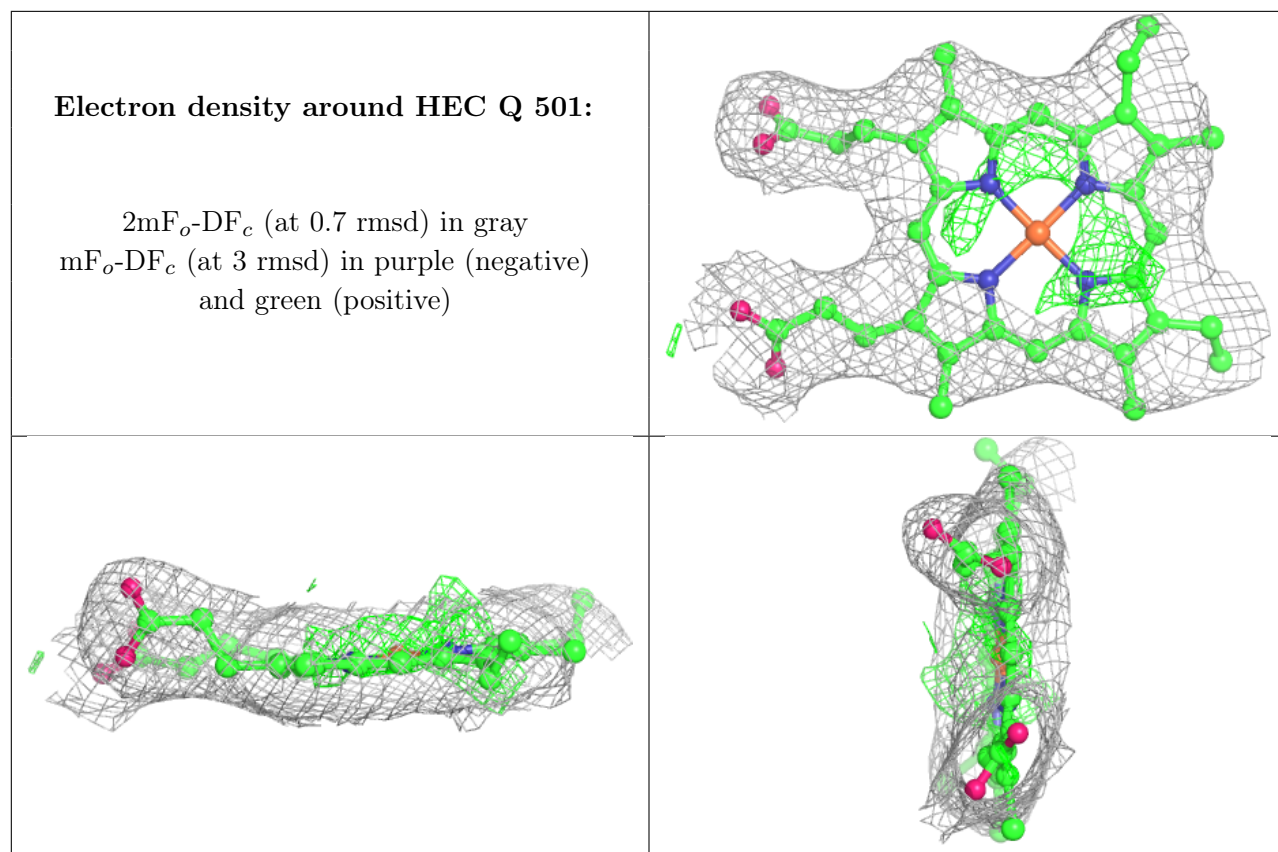
$2mF_o-DF_c$ (at 0.7 rmsd) in gray
 mF_o-DF_c (at 3 rmsd) in purple (negative)
and green (positive)



Electron density around AZO C 2001:

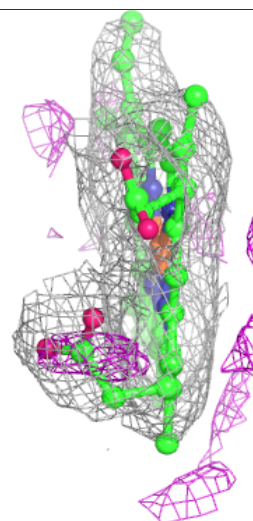
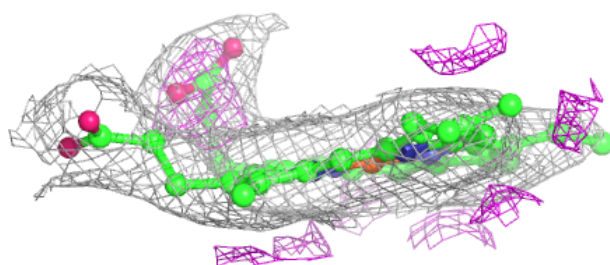
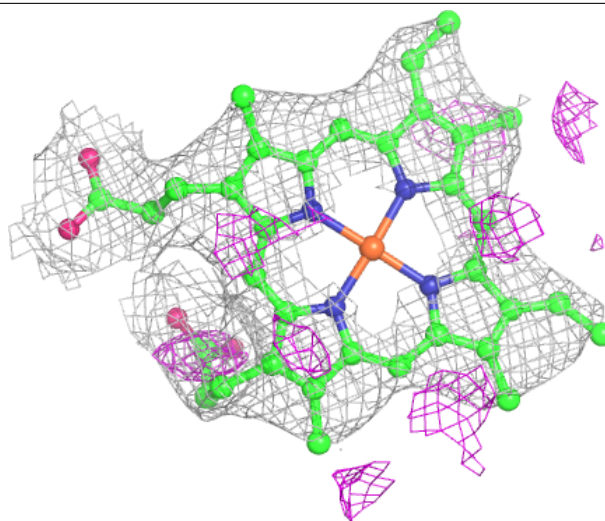
$2mF_o-DF_c$ (at 0.7 rmsd) in gray
 mF_o-DF_c (at 3 rmsd) in purple (negative)
and green (positive)





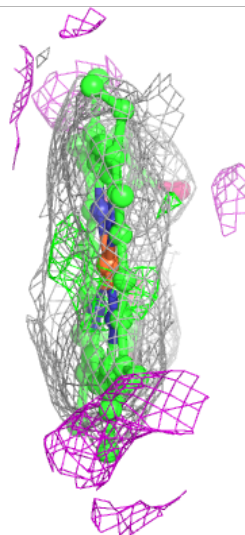
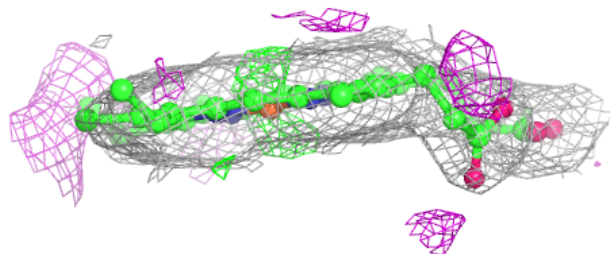
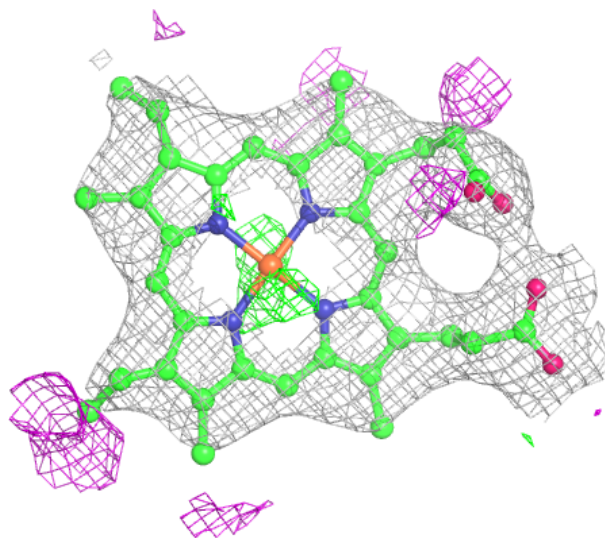
Electron density around HEM P 502:

$2mF_o-DF_c$ (at 0.7 rmsd) in gray
 mF_o-DF_c (at 3 rmsd) in purple (negative)
and green (positive)



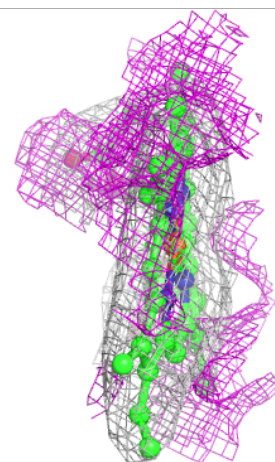
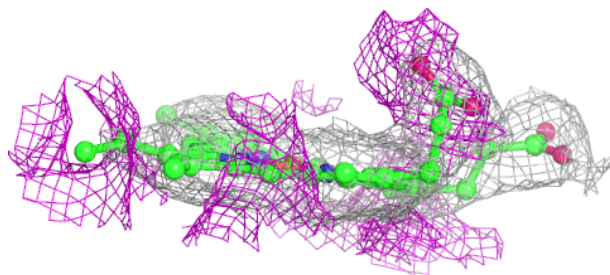
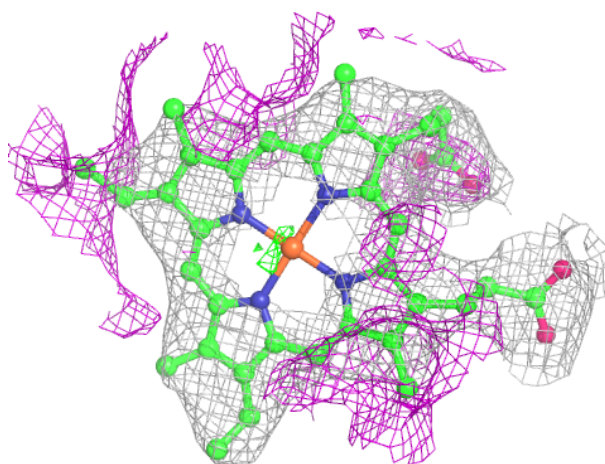
Electron density around HEM C 501:

$2mF_o-DF_c$ (at 0.7 rmsd) in gray
 mF_o-DF_c (at 3 rmsd) in purple (negative)
and green (positive)



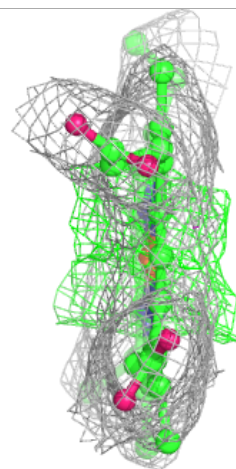
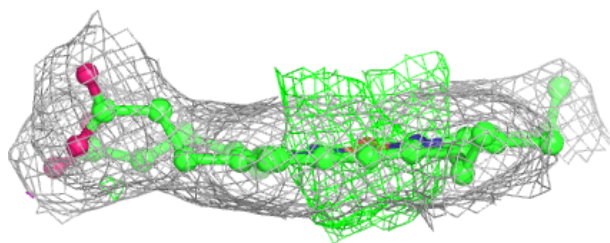
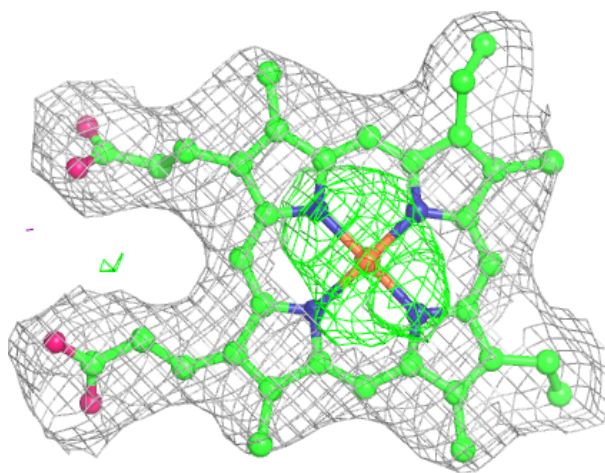
Electron density around HEM C 502:

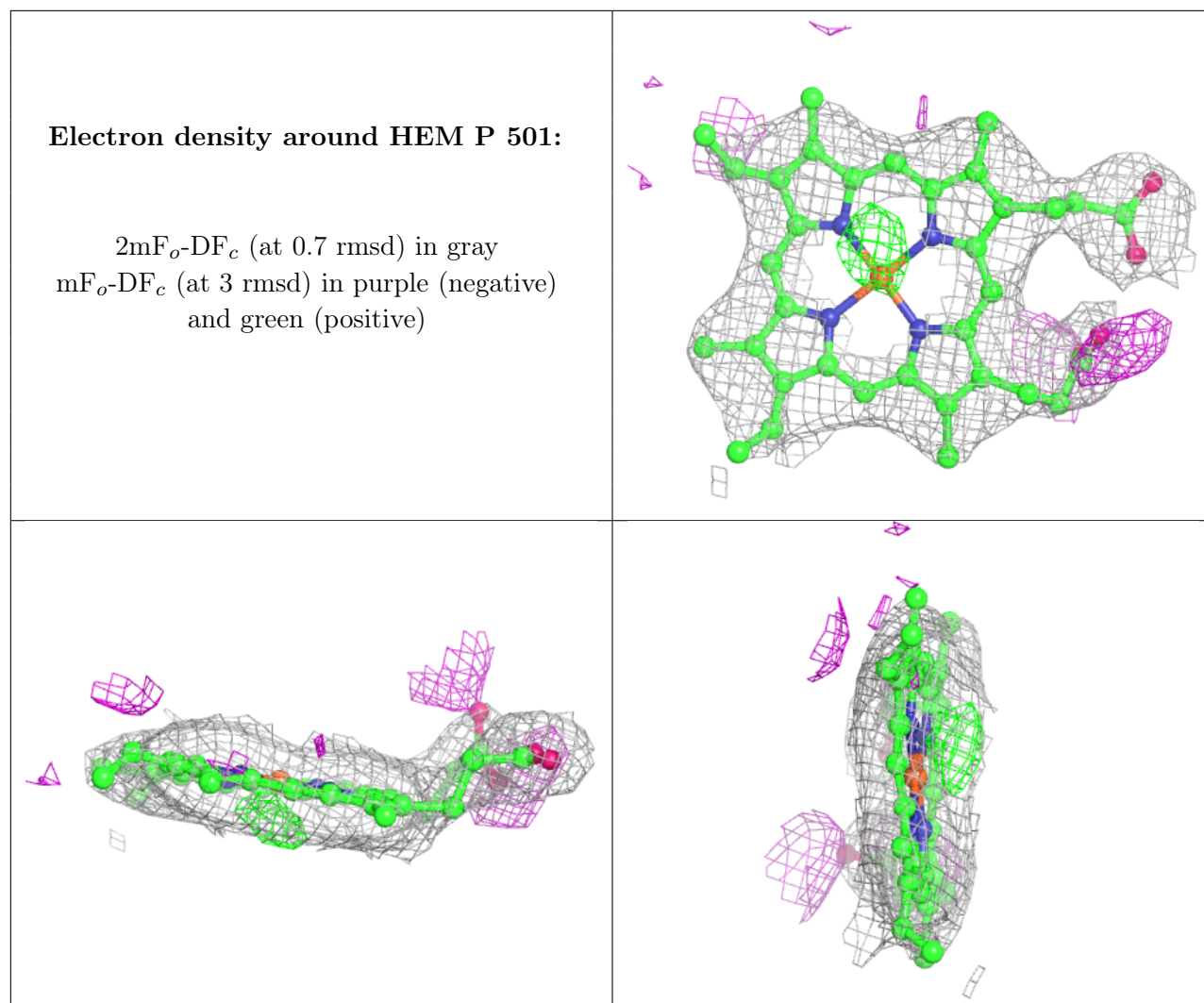
$2mF_o-DF_c$ (at 0.7 rmsd) in gray
 mF_o-DF_c (at 3 rmsd) in purple (negative)
and green (positive)



Electron density around HEC D 501:

$2mF_o-DF_c$ (at 0.7 rmsd) in gray
 mF_o-DF_c (at 3 rmsd) in purple (negative)
and green (positive)





6.5 Other polymers [i](#)

There are no such residues in this entry.