



Full wwPDB X-ray Structure Validation Report ⓘ

Nov 19, 2023 – 07:38 PM JST

PDB ID : 6M3V
Title : 355 bp di-nucleosome harboring cohesive DNA termini
Authors : Adhireksan, Z.; Sharma, D.; Lee, P.L.; Davey, C.A.
Deposited on : 2020-03-04
Resolution : 4.60 Å(reported)

This is a Full wwPDB X-ray Structure Validation Report for a publicly released PDB entry.

We welcome your comments at validation@mail.wwpdb.org

A user guide is available at

<https://www.wwpdb.org/validation/2017/XrayValidationReportHelp>

with specific help available everywhere you see the ⓘ symbol.

The types of validation reports are described at

<http://www.wwpdb.org/validation/2017/FAQs#types>.

The following versions of software and data (see [references ⓘ](#)) were used in the production of this report:

MolProbity : 4.02b-467
Xtriage (Phenix) : 1.13
EDS : 2.36
Percentile statistics : 20191225.v01 (using entries in the PDB archive December 25th 2019)
Refmac : 5.8.0158
CCP4 : 7.0.044 (Gargrove)
Ideal geometry (proteins) : Engh & Huber (2001)
Ideal geometry (DNA, RNA) : Parkinson et al. (1996)
Validation Pipeline (wwPDB-VP) : 2.36

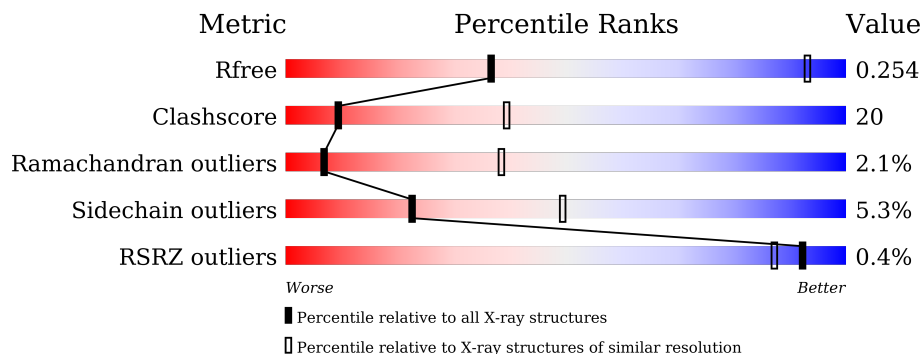
1 Overall quality at a glance

The following experimental techniques were used to determine the structure:

X-RAY DIFFRACTION

The reported resolution of this entry is 4.60 Å.

Percentile scores (ranging between 0-100) for global validation metrics of the entry are shown in the following graphic. The table shows the number of entries on which the scores are based.















Metric	Whole archive (#Entries)	Similar resolution (#Entries, resolution range(Å))
R_{free}	130704	1062 (5.40-3.80)
Clashscore	141614	1130 (5.40-3.80)
Ramachandran outliers	138981	1074 (5.40-3.80)
Sidechain outliers	138945	1055 (5.40-3.80)
RSRZ outliers	127900	1113 (5.50-3.70)

The table below summarises the geometric issues observed across the polymeric chains and their fit to the electron density. The red, orange, yellow and green segments of the lower bar indicate the fraction of residues that contain outliers for ≥ 3 , 2, 1 and 0 types of geometric quality criteria respectively. A grey segment represents the fraction of residues that are not modelled. The numeric value for each fraction is indicated below the corresponding segment, with a dot representing fractions $\leq 5\%$. The upper red bar (where present) indicates the fraction of residues that have poor fit to the electron density. The numeric value is given above the bar.

Mol	Chain	Length	Quality of chain
1	A	136	53% 19% 28%
1	E	136	51% 21% 28%
1	K	136	51% 21% 28%
1	O	136	50% 21% 28%
2	B	103	57% 18% 23%
2	F	103	56% 19% 23%

Continued on next page...

Continued from previous page...

Mol	Chain	Length	Quality of chain
2	L	103	
2	P	103	
3	C	130	
3	G	130	
3	M	130	
3	Q	130	
4	D	126	
4	H	126	
4	N	126	
4	R	126	
5	I	355	
6	J	355	

2 Entry composition

There are 8 unique types of molecules in this entry. The entry contains 26471 atoms, of which 0 are hydrogens and 0 are deuteriums.

In the tables below, the ZeroOcc column contains the number of atoms modelled with zero occupancy, the AltConf column contains the number of residues with at least one atom in alternate conformation and the Trace column contains the number of residues modelled with at most 2 atoms.

- Molecule 1 is a protein called Histone H3.1.

Mol	Chain	Residues	Atoms					ZeroOcc	AltConf	Trace
			Total	C	N	O	S			
1	A	98	807	508	156	139	4	0	0	0
1	E	98	807	508	156	139	4	0	0	0
1	K	98	807	508	156	139	4	0	0	0
1	O	98	807	508	156	139	4	0	0	0

- Molecule 2 is a protein called Histone H4.

Mol	Chain	Residues	Atoms					ZeroOcc	AltConf	Trace
			Total	C	N	O	S			
2	B	79	627	395	121	110	1	0	0	0
2	F	79	627	395	121	110	1	0	0	0
2	L	79	627	395	121	110	1	0	0	0
2	P	79	627	395	121	110	1	0	0	0

- Molecule 3 is a protein called Histone H2A type 1-B/E.

Mol	Chain	Residues	Atoms				ZeroOcc	AltConf	Trace
			Total	C	N	O			
3	C	103	796	502	155	139	0	0	0
3	G	103	796	502	155	139	0	0	0
3	M	103	796	502	155	139	0	0	0
3	Q	104	805	508	157	140	0	0	0

- Molecule 4 is a protein called Histone H2B type 1-J.

Mol	Chain	Residues	Atoms					ZeroOcc	AltConf	Trace
4	D	95	Total	C	N	O	S	0	0	0
			746	468	136	140	2			
4	H	94	Total	C	N	O	S	0	0	0
			735	462	132	139	2			
4	N	95	Total	C	N	O	S	0	0	0
			746	468	136	140	2			
4	R	96	Total	C	N	O	S	0	0	0
			755	474	138	141	2			

- Molecule 5 is a DNA chain called DNA (355-MER).

Mol	Chain	Residues	Atoms					ZeroOcc	AltConf	Trace
5	I	355	Total	C	N	O	P	0	0	0
			7271	3448	1376	2092	355			

- Molecule 6 is a DNA chain called DNA (355-MER).

Mol	Chain	Residues	Atoms					ZeroOcc	AltConf	Trace
6	J	355	Total	C	N	O	P	0	0	0
			7286	3466	1295	2170	355			

- Molecule 7 is POTASSIUM ION (three-letter code: K) (formula: K).

Mol	Chain	Residues	Atoms	ZeroOcc	AltConf
7	I	1	Total	0	0
			1		


- Molecule 8 is CALCIUM ION (three-letter code: CA) (formula: Ca).

Mol	Chain	Residues	Atoms	ZeroOcc	AltConf
8	J	1	Total	0	0
			1		
8	M	1	Total	0	0
			1		


3 Residue-property plots [i](#)

These plots are drawn for all protein, RNA, DNA and oligosaccharide chains in the entry. The first graphic for a chain summarises the proportions of the various outlier classes displayed in the second graphic. The second graphic shows the sequence view annotated by issues in geometry and electron density. Residues are color-coded according to the number of geometric quality criteria for which they contain at least one outlier: green = 0, yellow = 1, orange = 2 and red = 3 or more. A red dot above a residue indicates a poor fit to the electron density ($RSRZ > 2$). Stretches of 2 or more consecutive residues without any outlier are shown as a green connector. Residues present in the sample, but not in the model, are shown in grey.


- Molecule 1: Histone H3.1




- Molecule 1: Histone H3.1



- Molecule 1: Histone H3.1

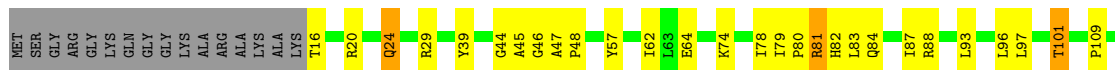


- Molecule 1: Histone H3.1



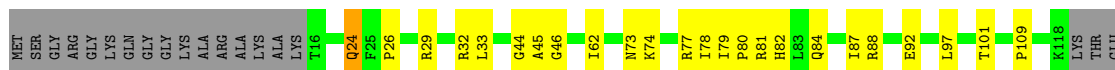
ALA
LYS
GLY
LYS

• Molecule 3: Histone H2A type 1-B/E



P117 K118 LYS THR SER HIS HIS LYS ALA LYS

• Molecule 3: Histone H2A type 1-B/E



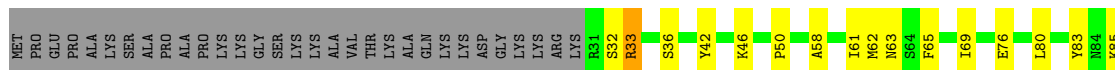
SER HIS HIS LYS ALA GLY LYS

• Molecule 3: Histone H2A type 1-B/E



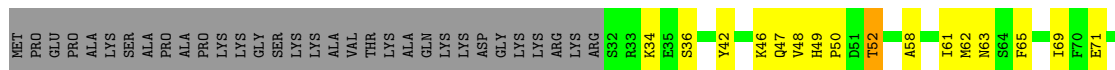
HIS LYS ALA GLY LYS

• Molecule 4: Histone H2B type 1-J



T88 S91 T96 G104 S112 E113 G114 A117 K125

• Molecule 4: Histone H2B type 1-J

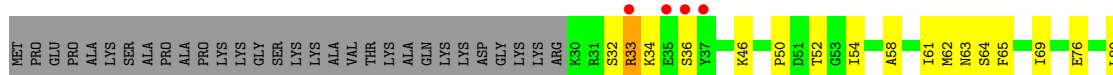






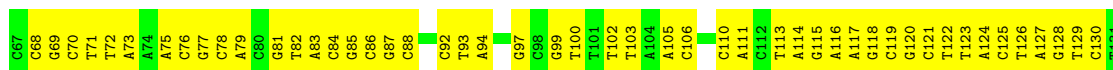

• Molecule 4: Histone H2B type 1-J



• Molecule 4: Histone H2B type 1-J



• Molecule 5: DNA (355-MER)



• Molecule 6: DNA (355-MER)



C1	C2	C3	C4	C5	A6	T9	T10	T11	T12	T13	T14	T15	T16	T17	T18	C19	A20	T21	G22	T23	G24	C25	C26	G27	G28	T31	C32	A33	C34	A35	C36	G37	T38	G39	C40	C41	T42	G43	G44	A45	G46	A50	G51	T52	A53	A54	G55	C56	G57	C58	T59	T60	C61	T62	G66
G67	G70	T71	T72	A73	A74	A75	A76	C77	G78	C79	G80	G81	T82	A83	G84	A85	C86	A87	G88	C89	G90	C91	G92	T93	A94	C95	G96	T97	C98	C99	G100	T101	T102	T103	A104	A105	G106	C107	G108	G109	T110	T113	A114	G115	T116	A117	C118	T119	G120	T121	C122	T123	C128	C129	A131
T132	T133	G134	A135	G138	G139	C140	T142	C146	A147	C148	C149	G150	A158	T159	T160	T161	T162	T163	T164	T165	T166	T167	T168	C169	A170	T171	A172	C173	A177	G178	C179	A180	T181	G182	C183	A184	T185	T186	T187	T188	T189	T190	T191	T192	T197	G198	T199	G200	C201	C202	G203	G204	T205		
C206	T207	C208	A209	C210	A211	C212	G213	T214	G215	C216	G220	A226	G227	T228	C237	T238	A239	G240	G243	C244	A249	A250	T251	A261	C262	A263	G264	G268	T269	A270	C271	G272	T273	G274	T279	A280	A281	G282	C283	G284	T289	A290	G291	A292	G293	C294	T295	G296	T297	C298					
T299	A300	C301	G302	A303	A306	A307	T308	T309	G310	A311	G312	C313	G314	G315	C322	A323	C324	C325	G326	G327	G333	T334	T335	T336	T337	T338	T339	T340	T341	T342	T343	C344	G345	G349	C350	G351	G352	T353	A354	C355															

4 Data and refinement statistics

Property	Value	Source
Space group	P 1 21 1	Depositor
Cell constants a, b, c, α , β , γ	88.99Å 228.97Å 118.84Å 90.00° 92.68° 90.00°	Depositor
Resolution (Å)	49.33 – 4.60 49.28 – 4.60	Depositor EDS
% Data completeness (in resolution range)	99.9 (49.33-4.60) 100.0 (49.28-4.60)	Depositor EDS
R_{merge}	0.13	Depositor
R_{sym}	(Not available)	Depositor
$\langle I/\sigma(I) \rangle$ ¹	1.46 (at 4.64Å)	Xtrriage
Refinement program	REFMAC 5.8.0258	Depositor
R, R_{free}	0.205 , 0.261 0.203 , 0.254	Depositor DCC
R_{free} test set	526 reflections (1.99%)	wwPDB-VP
Wilson B-factor (Å ²)	232.2	Xtrriage
Anisotropy	0.147	Xtrriage
Bulk solvent k_{sol} (e/Å ³), B_{sol} (Å ²)	0.16 , 138.4	EDS
L-test for twinning ²	$\langle L \rangle = 0.43$, $\langle L^2 \rangle = 0.26$	Xtrriage
Estimated twinning fraction	0.073 for h,-k,-l	Xtrriage
F_o, F_c correlation	0.96	EDS
Total number of atoms	26471	wwPDB-VP
Average B, all atoms (Å ²)	269.0	wwPDB-VP

Xtrriage's analysis on translational NCS is as follows: *The largest off-origin peak in the Patterson function is 3.61% of the height of the origin peak. No significant pseudotranslation is detected.*

¹Intensities estimated from amplitudes.

²Theoretical values of $\langle |L| \rangle$, $\langle L^2 \rangle$ for acentric reflections are 0.5, 0.333 respectively for untwinned datasets, and 0.375, 0.2 for perfectly twinned datasets.

5 Model quality [i](#)

5.1 Standard geometry [i](#)

Bond lengths and bond angles in the following residue types are not validated in this section: CA, K

The Z score for a bond length (or angle) is the number of standard deviations the observed value is removed from the expected value. A bond length (or angle) with $|Z| > 5$ is considered an outlier worth inspection. RMSZ is the root-mean-square of all Z scores of the bond lengths (or angles).

Mol	Chain	Bond lengths		Bond angles	
		RMSZ	# Z >5	RMSZ	# Z >5
1	A	0.69	0/819	0.82	0/1097
1	E	0.69	0/819	0.83	0/1097
1	K	0.68	0/819	0.82	0/1097
1	O	0.69	0/819	0.83	0/1097
2	B	0.72	0/634	0.85	0/848
2	F	0.73	0/634	0.87	0/848
2	L	0.73	0/634	0.85	0/848
2	P	0.72	0/634	0.86	0/848
3	C	0.69	0/806	0.82	0/1089
3	G	0.69	0/806	0.82	0/1089
3	M	0.71	0/806	0.83	0/1089
3	Q	0.68	0/815	0.82	0/1100
4	D	0.71	0/757	0.82	0/1015
4	H	0.70	0/746	0.80	0/1001
4	N	0.71	0/757	0.80	0/1015
4	R	0.72	0/766	0.80	0/1026
5	I	0.44	2/8168 (0.0%)	0.91	10/12594 (0.1%)
6	J	0.40	1/8162 (0.0%)	0.88	7/12603 (0.1%)
All	All	0.56	3/28401 (0.0%)	0.87	17/41401 (0.0%)

All (3) bond length outliers are listed below:

Mol	Chain	Res	Type	Atoms	Z	Observed(Å)	Ideal(Å)
5	I	1	DC	OP3-P	-10.33	1.48	1.61
6	J	1	DC	OP3-P	-10.23	1.48	1.61
5	I	239	DA	O3'-P	-5.51	1.54	1.61

All (17) bond angle outliers are listed below:

Mol	Chain	Res	Type	Atoms	Z	Observed(°)	Ideal(°)
6	J	139	DG	C1'-O4'-C4'	-6.77	103.33	110.10
5	I	326	DG	C1'-O4'-C4'	-5.91	104.19	110.10
5	I	204	DG	C1'-O4'-C4'	-5.86	104.24	110.10
6	J	264	DG	C1'-O4'-C4'	-5.64	104.46	110.10
5	I	253	DG	C1'-O4'-C4'	-5.61	104.49	110.10
6	J	18	DT	C1'-O4'-C4'	-5.43	104.67	110.10
5	I	291	DG	C1'-O4'-C4'	-5.31	104.79	110.10
6	J	345	DG	C1'-O4'-C4'	-5.29	104.81	110.10
5	I	157	DG	C1'-O4'-C4'	-5.24	104.86	110.10
5	I	204	DG	C3'-C2'-C1'	-5.23	96.22	102.50
6	J	164	DT	C1'-O4'-C4'	-5.23	104.87	110.10
5	I	164	DA	C1'-O4'-C4'	-5.20	104.90	110.10
6	J	198	DG	C3'-C2'-C1'	-5.16	96.31	102.50
5	I	179	DG	C3'-C2'-C1'	-5.13	96.34	102.50
6	J	115	DG	C1'-O4'-C4'	-5.13	104.97	110.10
5	I	204	DG	N9-C1'-C2'	5.06	122.22	112.60
5	I	230	DG	C3'-C2'-C1'	-5.06	96.43	102.50

There are no chirality outliers.

There are no planarity outliers.

5.2 Too-close contacts

In the following table, the Non-H and H(model) columns list the number of non-hydrogen atoms and hydrogen atoms in the chain respectively. The H(added) column lists the number of hydrogen atoms added and optimized by MolProbity. The Clashes column lists the number of clashes within the asymmetric unit, whereas Symm-Clashes lists symmetry-related clashes.

Mol	Chain	Non-H	H(model)	H(added)	Clashes	Symm-Clashes
1	A	807	0	844	17	0
1	E	807	0	844	25	0
1	K	807	0	844	32	0
1	O	807	0	844	19	0
2	B	627	0	663	15	0
2	F	627	0	663	12	0
2	L	627	0	663	11	1
2	P	627	0	663	12	0
3	C	796	0	848	13	0
3	G	796	0	848	22	0
3	M	796	0	848	17	0
3	Q	805	0	861	14	0
4	D	746	0	771	15	0

Continued on next page...

Continued from previous page...

Mol	Chain	Non-H	H(model)	H(added)	Clashes	Symm-Clashes
4	H	735	0	758	20	0
4	N	746	0	771	23	0
4	R	755	0	784	20	0
5	I	7271	0	3971	387	1
6	J	7286	0	4010	354	0
7	I	1	0	0	0	0
8	J	1	0	0	0	0
8	M	1	0	0	0	0
All	All	26471	0	20498	919	1

The all-atom clashscore is defined as the number of clashes found per 1000 atoms (including hydrogen atoms). The all-atom clashscore for this structure is 20.

All (919) close contacts within the same asymmetric unit are listed below, sorted by their clash magnitude.

Atom-1	Atom-2	Interatomic distance (Å)	Clash overlap (Å)
6:J:3:DC:H2''	6:J:4:DT:C6	1.78	1.17
6:J:166:DT:H2''	6:J:167:DT:H71	1.25	1.12
6:J:166:DT:C2'	6:J:167:DT:H71	1.83	1.09
6:J:37:DG:H2''	6:J:38:DT:H71	1.30	1.08
5:I:297:DC:H2''	5:I:298:DT:H71	1.34	1.08
6:J:81:DG:H2''	6:J:82:DT:H71	1.31	1.07
6:J:269:DT:H2''	6:J:270:DA:N7	1.72	1.05
6:J:3:DC:C2'	6:J:4:DT:C6	2.42	1.03
6:J:93:DT:H2''	6:J:94:DA:C8	1.96	1.00
5:I:170:DC:H2''	5:I:171:DA:C8	1.96	0.99
5:I:299:DT:H2''	5:I:300:DA:C8	1.97	0.99
5:I:132:DC:H2'	5:I:133:DC:C6	1.98	0.98
6:J:279:DT:H2''	6:J:280:DA:C8	1.98	0.97
3:Q:29:ARG:NH2	4:R:36:SER:O	1.97	0.97
6:J:81:DG:H2''	6:J:82:DT:C7	1.95	0.96
6:J:166:DT:H2''	6:J:167:DT:C7	1.97	0.94
6:J:281:DA:H2''	6:J:282:DG:C8	2.02	0.93
6:J:172:DA:H4'	6:J:173:DC:OP1	1.65	0.92
6:J:164:DT:H2''	6:J:165:DT:H6	1.32	0.91
5:I:217:DT:H2''	5:I:218:DC:C6	2.06	0.91
5:I:298:DT:H2''	5:I:299:DT:OP2	1.72	0.90
6:J:3:DC:H2'	6:J:4:DT:C7	2.02	0.90
5:I:11:DA:H2''	5:I:12:DA:OP2	1.72	0.90
5:I:250:DA:H2''	5:I:251:DA:OP2	1.72	0.89
5:I:61:DC:H2''	5:I:62:DT:H71	1.53	0.89

Continued on next page...

Continued from previous page...

Atom-1	Atom-2	Interatomic distance (Å)	Clash overlap (Å)
6:J:3:DC:H2''	6:J:4:DT:H6	1.34	0.89
6:J:59:DT:H2'	6:J:60:DT:H71	1.56	0.88
6:J:197:DT:H2''	6:J:198:DG:C8	2.07	0.88
6:J:164:DT:H2''	6:J:165:DT:C6	2.09	0.88
6:J:56:DC:H2''	6:J:57:DG:O5'	1.74	0.88
6:J:94:DA:H2'	6:J:95:DC:C5	2.10	0.86
6:J:341:DT:H2''	6:J:342:DT:H71	1.56	0.86
1:E:46:VAL:HB	6:J:97:DT:OP1	1.77	0.84
5:I:62:DT:H2''	5:I:63:DA:O5'	1.78	0.83
5:I:51:DG:H4'	5:I:52:DT:OP1	1.78	0.83
5:I:3:DC:H2''	5:I:4:DT:C5	2.14	0.83
6:J:17:DT:H2''	6:J:18:DT:C7	2.08	0.82
6:J:166:DT:C1'	6:J:167:DT:H71	2.08	0.82
5:I:328:DC:H2'	5:I:329:DA:C8	2.14	0.82
6:J:333:DG:C8	6:J:334:DT:H72	2.14	0.82
5:I:77:DG:H4'	5:I:78:DC:OP1	1.78	0.81
6:J:37:DG:C2'	6:J:38:DT:H71	2.10	0.81
6:J:141:DC:H2''	6:J:142:DT:H71	1.60	0.81
5:I:267:DT:H2'	5:I:268:DC:C5	2.15	0.80
5:I:3:DC:H2''	5:I:4:DT:C7	2.11	0.80
5:I:148:DC:H2''	5:I:149:DC:OP2	1.81	0.80
6:J:93:DT:H2''	6:J:94:DA:H8	1.45	0.80
3:C:44:GLY:O	3:C:46:GLY:N	2.14	0.80
3:G:44:GLY:O	3:G:46:GLY:N	2.15	0.80
5:I:29:DT:H4'	5:I:30:DG:OP1	1.82	0.80
5:I:21:DC:H2''	5:I:22:DA:OP2	1.82	0.79
3:M:44:GLY:O	3:M:46:GLY:N	2.15	0.79
3:Q:44:GLY:O	3:Q:46:GLY:N	2.15	0.79
5:I:13:DA:H4'	5:I:14:DA:OP1	1.83	0.78
6:J:279:DT:H2''	6:J:280:DA:H8	1.42	0.78
5:I:105:DA:OP1	1:O:69:ARG:NH2	2.15	0.78
6:J:281:DA:H2''	6:J:282:DG:H8	1.43	0.78
5:I:133:DC:H2''	5:I:134:DA:C8	2.18	0.78
5:I:23:DT:H2''	5:I:24:DC:H5'	1.66	0.78
6:J:93:DT:C2'	6:J:94:DA:C8	2.67	0.78
6:J:16:DT:H2'	6:J:17:DT:H72	1.66	0.77
6:J:166:DT:H1'	6:J:167:DT:C5	2.20	0.77
6:J:2:DG:H2''	6:J:3:DC:H6	1.48	0.77
5:I:198:DA:H2''	5:I:199:DT:OP2	1.85	0.77
6:J:94:DA:H2'	6:J:95:DC:C6	2.20	0.77
1:A:46:VAL:HB	5:I:273:DG:OP1	1.85	0.77

Continued on next page...

Continued from previous page...

Atom-1	Atom-2	Interatomic distance (Å)	Clash overlap (Å)
6:J:3:DC:H2'	6:J:4:DT:H72	1.67	0.76
3:G:29:ARG:HA	5:I:220:DA:OP1	1.85	0.76
5:I:63:DA:H1'	5:I:64:DG:H5'	1.65	0.76
6:J:14:DT:H2''	6:J:15:DT:O4'	1.85	0.76
6:J:166:DT:C1'	6:J:167:DT:C7	2.64	0.76
5:I:267:DT:H2'	5:I:268:DC:C6	2.21	0.75
6:J:166:DT:C2'	6:J:167:DT:C7	2.62	0.75
5:I:209:DG:H4'	5:I:210:DA:OP1	1.86	0.75
5:I:303:DA:H1'	5:I:304:DG:H5'	1.69	0.75
5:I:170:DC:C2'	5:I:171:DA:C8	2.68	0.75
6:J:42:DT:H2''	6:J:43:DG:C8	2.22	0.75
6:J:93:DT:H1'	6:J:94:DA:C8	2.23	0.74
6:J:81:DG:C2'	6:J:82:DT:H71	2.13	0.73
1:E:84:PHE:O	5:I:240:DG:H5''	1.88	0.73
6:J:17:DT:H2''	6:J:18:DT:C6	2.23	0.73
5:I:217:DT:C2'	5:I:218:DC:C6	2.72	0.73
5:I:221:DT:H2''	5:I:222:DT:O5'	1.89	0.73
5:I:207:DC:H2''	5:I:208:DC:C5	2.24	0.73
5:I:310:DA:C2	5:I:311:DG:C2	2.76	0.73
5:I:280:DA:H1'	5:I:281:DA:C8	2.24	0.72
6:J:164:DT:H2'	6:J:165:DT:C7	2.19	0.72
5:I:246:DC:H2''	5:I:247:DT:H5'	1.69	0.72
6:J:322:DC:H2'	6:J:323:DA:C8	2.25	0.72
6:J:141:DC:C2'	6:J:142:DT:H71	2.19	0.72
6:J:166:DT:H1'	6:J:167:DT:H71	1.71	0.72
5:I:344:DC:H1'	5:I:345:DG:C8	2.25	0.72
6:J:269:DT:H2''	6:J:270:DA:C8	2.24	0.72
6:J:3:DC:H2'	6:J:4:DT:C5	2.24	0.72
6:J:166:DT:H1'	6:J:167:DT:C7	2.19	0.72
5:I:238:DT:H1'	5:I:239:DA:O4'	1.90	0.71
6:J:164:DT:C2'	6:J:165:DT:C6	2.72	0.71
6:J:17:DT:C2'	6:J:18:DT:C7	2.68	0.71
6:J:17:DT:C2'	6:J:18:DT:H72	2.20	0.71
6:J:351:DG:H2'	6:J:352:DG:H8	1.56	0.71
6:J:250:DA:H2''	6:J:251:DA:H8	1.55	0.71
5:I:65:DC:H2'	5:I:66:DA:C8	2.26	0.71
6:J:94:DA:C2'	6:J:95:DC:C6	2.73	0.71
6:J:250:DA:H2''	6:J:251:DA:C8	2.26	0.71
6:J:290:DA:H2''	6:J:291:DG:C8	2.26	0.71
5:I:83:DA:H2''	5:I:84:DC:OP2	1.89	0.71
6:J:74:DA:H2''	6:J:75:DA:H8	1.55	0.71

Continued on next page...

Continued from previous page...

Atom-1	Atom-2	Interatomic distance (Å)	Clash overlap (Å)
5:I:260:DC:H2''	5:I:261:DG:OP2	1.90	0.70
6:J:17:DT:C6	6:J:18:DT:H72	2.27	0.70
6:J:16:DT:H2''	6:J:17:DT:C6	2.27	0.70
6:J:41:DC:H2''	6:J:42:DT:C5	2.27	0.70
5:I:296:DG:H4'	5:I:297:DC:OP1	1.91	0.70
6:J:268:DG:H2'	6:J:269:DT:C6	2.27	0.70
6:J:86:DC:H2''	6:J:87:DA:OP2	1.91	0.70
6:J:109:DG:H2''	6:J:110:DT:O5'	1.91	0.70
3:C:44:GLY:HA2	5:I:302:DT:OP1	1.91	0.69
1:E:46:VAL:HB	6:J:97:DT:P	2.32	0.69
6:J:93:DT:C1'	6:J:94:DA:C8	2.76	0.69
5:I:64:DG:P	1:K:85:GLN:HA	2.32	0.69
5:I:65:DC:H2'	5:I:66:DA:H8	1.57	0.69
5:I:81:DG:H2'	5:I:82:DT:H72	1.74	0.69
6:J:2:DG:C2'	6:J:3:DC:H6	2.06	0.69
6:J:92:DG:H2''	6:J:93:DT:H72	1.74	0.69
6:J:322:DC:C2'	6:J:323:DA:C8	2.76	0.69
6:J:343:DT:H5'	6:J:343:DT:C6	2.27	0.69
5:I:114:DA:C2'	5:I:115:DG:C8	2.75	0.69
5:I:64:DG:OP1	1:K:85:GLN:HG2	1.93	0.69
5:I:269:DT:H2''	5:I:270:DA:N7	2.07	0.69
6:J:32:DC:H1'	6:J:33:DA:C8	2.27	0.69
5:I:62:DT:C2'	5:I:63:DA:O5'	2.40	0.68
5:I:114:DA:H2''	5:I:115:DG:C8	2.28	0.68
6:J:167:DT:H2'	6:J:168:DT:H71	1.75	0.68
6:J:131:DA:H2'	6:J:132:DT:H71	1.76	0.68
6:J:165:DT:H2'	6:J:166:DT:H71	1.75	0.68
3:G:117:PRO:O	3:G:118:LYS:HB2	1.93	0.68
5:I:158:DA:H5'	1:K:42:ARG:H	1.59	0.68
5:I:258:DT:H2''	5:I:259:DA:C8	2.28	0.68
5:I:268:DC:H2'	5:I:268:DC:OP2	1.93	0.68
5:I:22:DA:C2'	5:I:23:DT:H72	2.24	0.67
5:I:195:DC:H4'	5:I:196:DG:OP1	1.93	0.67
6:J:294:DC:H3'	6:J:295:DT:H72	1.74	0.67
5:I:145:DA:H2''	5:I:146:DG:C8	2.28	0.67
6:J:15:DT:H2'	6:J:16:DT:H72	1.75	0.67
1:A:46:VAL:HB	5:I:273:DG:P	2.34	0.67
5:I:267:DT:C2'	5:I:268:DC:C6	2.76	0.67
6:J:165:DT:H2''	6:J:166:DT:C6	2.29	0.67
6:J:343:DT:H1'	6:J:344:DC:H5'	1.75	0.67
5:I:32:DC:H2''	5:I:33:DG:OP2	1.95	0.67

Continued on next page...

Continued from previous page...

Atom-1	Atom-2	Interatomic distance (Å)	Clash overlap (Å)
6:J:326:DG:H2''	6:J:327:DG:OP2	1.95	0.66
5:I:63:DA:C1'	5:I:64:DG:H5'	2.24	0.66
6:J:333:DG:H2''	6:J:334:DT:H6	1.60	0.66
6:J:122:DC:H5'	6:J:122:DC:C6	2.30	0.66
5:I:132:DC:C2'	5:I:133:DC:C6	2.77	0.66
5:I:297:DC:H2''	5:I:298:DT:C7	2.20	0.66
5:I:64:DG:OP2	1:K:85:GLN:HA	1.95	0.66
6:J:289:DT:H2''	6:J:290:DA:C8	2.31	0.66
5:I:248:DT:H2''	5:I:249:DA:C8	2.31	0.66
5:I:158:DA:C5'	1:K:42:ARG:H	2.09	0.65
5:I:189:DA:H2''	5:I:190:DA:OP2	1.95	0.65
5:I:268:DC:H2''	5:I:269:DT:H72	1.78	0.65
6:J:341:DT:H1'	6:J:342:DT:C6	2.31	0.65
5:I:85:DG:H1'	5:I:86:DC:H5'	1.78	0.65
5:I:72:DT:H2'	5:I:73:DA:C8	2.31	0.65
5:I:307:DT:H4'	5:I:308:DC:OP1	1.95	0.65
5:I:290:DA:H1'	5:I:291:DG:O4'	1.97	0.65
6:J:167:DT:H2''	6:J:168:DT:H5'	1.79	0.65
6:J:312:DG:H2''	6:J:313:DC:OP2	1.95	0.65
6:J:333:DG:H2''	6:J:334:DT:C6	2.32	0.65
6:J:197:DT:H2''	6:J:198:DG:H8	1.59	0.64
6:J:243:DG:H2''	6:J:244:DC:OP2	1.97	0.64
6:J:270:DA:H2''	6:J:271:DC:C6	2.33	0.64
6:J:273:DT:OP1	1:K:46:VAL:HB	1.97	0.64
6:J:3:DC:C2'	6:J:4:DT:C5	2.79	0.64
6:J:261:DA:C5	6:J:262:DC:C4	2.85	0.64
2:B:78:ARG:HA	5:I:292:DA:OP2	1.97	0.64
5:I:3:DC:C2'	5:I:4:DT:C7	2.75	0.64
6:J:27:DG:H4'	6:J:28:DG:OP1	1.98	0.64
5:I:207:DC:H2''	5:I:208:DC:H5	1.62	0.64
5:I:246:DC:H2'	5:I:247:DT:H71	1.80	0.64
6:J:2:DG:C2'	6:J:3:DC:C6	2.81	0.64
5:I:143:DT:H2''	5:I:144:DG:C8	2.33	0.64
5:I:352:DG:H4'	5:I:353:DT:OP1	1.98	0.63
6:J:58:DC:H2'	6:J:59:DT:H72	1.80	0.63
6:J:309:DT:H2''	6:J:310:DG:C8	2.33	0.63
5:I:302:DT:H2''	5:I:303:DA:OP2	1.98	0.63
5:I:134:DA:H4'	5:I:135:DG:OP1	1.98	0.63
6:J:166:DT:H1'	6:J:167:DT:C6	2.34	0.63
5:I:56:DC:H2''	5:I:57:DA:O5'	1.98	0.63
5:I:134:DA:H1'	5:I:135:DG:C8	2.34	0.63

Continued on next page...

Continued from previous page...

Atom-1	Atom-2	Interatomic distance (Å)	Clash overlap (Å)
5:I:259:DA:H2''	5:I:260:DC:C5	2.34	0.63
6:J:12:DT:H1'	6:J:13:DT:H5'	1.80	0.63
6:J:343:DT:C1'	6:J:344:DC:H5'	2.29	0.63
6:J:181:DT:H2''	6:J:182:DG:C8	2.33	0.62
5:I:52:DT:H2''	5:I:53:DA:C8	2.33	0.62
6:J:74:DA:H2''	6:J:75:DA:C8	2.33	0.62
6:J:334:DT:H2''	6:J:335:DT:O5'	1.98	0.62
5:I:173:DG:H4'	5:I:174:DC:OP1	1.98	0.62
5:I:342:DA:H4'	5:I:343:DA:OP1	1.98	0.62
6:J:15:DT:H2'	6:J:16:DT:C7	2.28	0.62
6:J:35:DA:H2''	6:J:36:DC:O5'	1.99	0.62
3:G:24:GLN:CD	4:H:47:GLN:OE1	2.37	0.62
6:J:165:DT:H2''	6:J:166:DT:C7	2.28	0.62
6:J:269:DT:C2''	6:J:270:DA:N7	2.58	0.62
5:I:121:DC:H2'	5:I:122:DT:C7	2.30	0.62
5:I:208:DC:H2''	5:I:209:DG:C8	2.35	0.62
6:J:281:DA:C2''	6:J:282:DG:C8	2.81	0.61
1:E:42:ARG:HB2	5:I:334:DA:OP2	2.00	0.61
3:G:20:ARG:NH2	5:I:222:DT:OP2	2.32	0.61
3:G:78:ILE:HA	3:G:82:HIS:HD1	1.64	0.61
5:I:126:DT:H2''	5:I:127:DA:OP2	2.01	0.61
6:J:17:DT:H2''	6:J:18:DT:C5	2.35	0.61
5:I:241:DC:H1'	5:I:242:DA:H5'	1.81	0.61
5:I:335:DA:H2''	5:I:336:DA:O5'	1.99	0.61
2:L:75:HIS:HB2	4:N:96:THR:HG21	1.83	0.61
5:I:121:DC:H2''	5:I:122:DT:C6	2.35	0.61
6:J:270:DA:H2''	6:J:271:DC:C5	2.36	0.61
5:I:23:DT:H5''	5:I:23:DT:H6	1.66	0.60
6:J:273:DT:P	1:K:46:VAL:HB	2.41	0.60
1:E:117:VAL:N	5:I:261:DG:OP1	2.35	0.60
5:I:113:DT:H2''	5:I:114:DA:C8	2.36	0.60
6:J:73:DA:C2	6:J:74:DA:C4	2.89	0.60
6:J:92:DG:H1'	6:J:93:DT:C6	2.36	0.60
6:J:158:DA:C8	6:J:159:DT:H72	2.37	0.60
6:J:299:DT:H2''	6:J:300:DA:C8	2.36	0.60
6:J:333:DG:H2''	6:J:334:DT:C7	2.31	0.60
6:J:164:DT:C6	6:J:165:DT:H72	2.37	0.60
5:I:193:DA:C2''	5:I:194:DT:H72	2.32	0.60
5:I:183:DG:H1'	5:I:184:DA:H5'	1.83	0.59
5:I:246:DC:H2''	5:I:247:DT:C5'	2.32	0.59
6:J:10:DT:H4'	6:J:11:DT:OP1	2.02	0.59

Continued on next page...

Continued from previous page...

Atom-1	Atom-2	Interatomic distance (Å)	Clash overlap (Å)
5:I:148:DC:H1'	5:I:149:DC:H5'	1.84	0.59
5:I:135:DG:H2''	5:I:136:DG:C8	2.37	0.59
6:J:16:DT:C2'	6:J:17:DT:H72	2.32	0.59
5:I:125:DC:H2''	5:I:126:DT:H71	1.85	0.59
5:I:161:DA:H2''	5:I:162:DA:OP2	2.02	0.59
5:I:221:DT:H4'	5:I:222:DT:OP1	2.03	0.59
5:I:245:DG:H2''	5:I:246:DC:OP2	2.01	0.59
5:I:194:DT:H2''	5:I:195:DC:H5'	1.85	0.59
5:I:238:DT:C2'	5:I:239:DA:C8	2.86	0.59
5:I:313:DC:H2''	5:I:314:DA:O5'	2.02	0.59
5:I:15:DA:H1'	5:I:16:DA:O5'	2.02	0.58
5:I:72:DT:H2''	5:I:73:DA:O4'	2.04	0.58
5:I:85:DG:H4'	5:I:86:DC:OP1	2.03	0.58
5:I:93:DT:H2''	5:I:94:DA:C8	2.39	0.58
5:I:341:DA:C6	5:I:342:DA:C6	2.92	0.58
6:J:70:DG:C2'	6:J:71:DT:H72	2.33	0.58
5:I:64:DG:C4	5:I:65:DC:C5	2.91	0.58
2:B:75:HIS:HB2	4:D:96:THR:HG21	1.84	0.58
2:F:32:PRO:O	2:F:35:ARG:HB2	2.04	0.58
5:I:65:DC:H4'	5:I:66:DA:OP1	2.04	0.58
6:J:187:DT:H2'	6:J:188:DT:H72	1.84	0.58
6:J:268:DG:H2'	6:J:269:DT:C5	2.39	0.58
2:B:32:PRO:O	2:B:35:ARG:HB3	2.04	0.58
5:I:123:DT:H2''	5:I:124:DA:N7	2.19	0.58
5:I:298:DT:C2'	5:I:299:DT:OP2	2.47	0.58
5:I:87:DG:H2''	5:I:88:DC:H5'	1.85	0.58
6:J:82:DT:H2''	6:J:83:DA:C8	2.39	0.58
5:I:165:DA:H2''	5:I:166:DA:C8	2.39	0.58
2:L:32:PRO:O	2:L:35:ARG:HB2	2.04	0.58
5:I:121:DC:H2'	5:I:122:DT:C5	2.39	0.57
2:P:32:PRO:O	2:P:35:ARG:HB3	2.04	0.57
6:J:351:DG:H2'	6:J:352:DG:C8	2.38	0.57
1:E:67:PHE:CZ	1:E:93:GLN:HA	2.40	0.57
5:I:19:DC:H4'	5:I:20:DG:OP1	2.04	0.57
5:I:72:DT:C2'	5:I:73:DA:C8	2.87	0.57
5:I:75:DA:H1'	5:I:76:DC:H5'	1.85	0.57
5:I:314:DA:H2''	5:I:315:DC:OP2	2.04	0.57
3:G:79:ILE:H	3:G:82:HIS:HD1	1.51	0.57
5:I:70:DC:H2''	5:I:71:DT:H5'	1.85	0.57
6:J:17:DT:H2''	6:J:18:DT:H73	1.86	0.57
6:J:279:DT:C2'	6:J:280:DA:C8	2.82	0.57

Continued on next page...

Continued from previous page...

Atom-1	Atom-2	Interatomic distance (Å)	Clash overlap (Å)
5:I:123:DT:H2''	5:I:124:DA:C8	2.38	0.57
6:J:283:DC:H2''	6:J:284:DG:C8	2.39	0.57
6:J:298:DC:H2''	6:J:299:DT:H71	1.85	0.57
6:J:56:DC:C2	6:J:57:DG:C8	2.93	0.57
6:J:349:DG:H2''	6:J:350:DC:H5	1.70	0.57
1:K:67:PHE:CZ	1:K:93:GLN:HA	2.40	0.57
3:C:29:ARG:NH2	4:D:36:SER:O	2.37	0.57
6:J:354:DA:H2''	6:J:355:DC:C5'	2.35	0.57
5:I:250:DA:H1'	5:I:251:DA:C5'	2.35	0.56
6:J:133:DT:H2''	6:J:134:DG:C8	2.40	0.56
5:I:331:DA:H1'	5:I:332:DT:H5'	1.88	0.56
5:I:64:DG:H2''	5:I:65:DC:OP2	2.06	0.56
5:I:217:DT:H5'	5:I:217:DT:C6	2.40	0.56
5:I:316:DG:H2''	5:I:317:DT:OP2	2.05	0.56
6:J:13:DT:H1'	6:J:14:DT:O4'	2.05	0.56
6:J:351:DG:C2'	6:J:352:DG:H8	2.17	0.56
6:J:334:DT:H5''	1:O:41:TYR:HA	1.86	0.56
6:J:269:DT:C2'	6:J:270:DA:C8	2.89	0.56
5:I:75:DA:C4	5:I:76:DC:C5	2.94	0.56
5:I:193:DA:H2'	5:I:194:DT:H72	1.86	0.56
5:I:318:DG:H4'	5:I:319:DT:OP1	2.05	0.56
5:I:352:DG:C4'	5:I:353:DT:OP1	2.53	0.56
5:I:259:DA:H2''	5:I:260:DC:C6	2.41	0.56
6:J:2:DG:C2	6:J:3:DC:C2	2.94	0.56
6:J:322:DC:H2''	6:J:323:DA:C8	2.40	0.56
6:J:273:DT:H2''	6:J:274:DG:O5'	2.06	0.56
1:O:67:PHE:CZ	1:O:93:GLN:HA	2.41	0.56
5:I:122:DT:H2'	5:I:123:DT:H72	1.88	0.55
5:I:113:DT:H2''	5:I:114:DA:N7	2.22	0.55
2:B:45:ARG:CD	6:J:84:DG:H5''	2.37	0.55
5:I:342:DA:C6	5:I:343:DA:C6	2.94	0.55
6:J:5:DG:H1'	6:J:6:DA:C8	2.40	0.55
1:K:108:ASN:ND2	2:L:42:GLY:O	2.39	0.55
5:I:212:DG:H4'	5:I:213:DC:OP1	2.07	0.55
5:I:42:DC:O4'	4:N:33:ARG:NH1	2.40	0.55
5:I:81:DG:H2''	5:I:82:DT:C6	2.42	0.55
5:I:146:DG:H3'	3:Q:75:LYS:HE3	1.87	0.55
6:J:94:DA:H2''	6:J:95:DC:C6	2.41	0.55
2:P:88:TYR:CE1	4:R:83:TYR:CE1	2.95	0.55
5:I:266:DG:C2'	5:I:267:DT:H72	2.37	0.55
6:J:159:DT:C6	6:J:160:DT:H72	2.42	0.55

Continued on next page...

Continued from previous page...

Atom-1	Atom-2	Interatomic distance (Å)	Clash overlap (Å)
6:J:263:DA:H2'	6:J:263:DA:OP2	2.06	0.55
1:A:67:PHE:CZ	1:A:93:GLN:HA	2.42	0.55
5:I:335:DA:C2'	5:I:336:DA:O5'	2.55	0.55
6:J:74:DA:C4	6:J:75:DA:N7	2.75	0.55
6:J:197:DT:C2'	6:J:198:DG:C8	2.87	0.55
5:I:233:DA:C4	5:I:234:DG:C8	2.95	0.55
5:I:258:DT:C2'	5:I:259:DA:C8	2.89	0.55
5:I:323:DA:H4'	5:I:324:DC:OP1	2.06	0.55
6:J:341:DT:H1'	6:J:342:DT:C5	2.42	0.55
2:L:98:TYR:CZ	4:R:65:PHE:HA	2.42	0.55
5:I:110:DC:H2'	5:I:111:DA:C8	2.42	0.54
5:I:250:DA:H1'	5:I:251:DA:H5'	1.89	0.54
6:J:61:DC:H1'	6:J:62:DT:C7	2.38	0.54
6:J:341:DT:C2'	6:J:342:DT:H71	2.33	0.54
5:I:99:DG:C2'	5:I:100:DT:H72	2.37	0.54
5:I:241:DC:H1'	5:I:242:DA:C5'	2.37	0.54
6:J:119:DT:H2''	6:J:120:DG:C8	2.42	0.54
6:J:289:DT:H2''	6:J:290:DA:N7	2.23	0.54
6:J:134:DG:N2	6:J:135:DA:C2	2.75	0.54
6:J:301:DC:H2''	6:J:302:DG:OP2	2.07	0.54
2:B:47:SER:HA	5:I:271:DC:OP1	2.06	0.54
6:J:203:DG:C4	6:J:204:DG:C8	2.95	0.54
6:J:269:DT:O3'	6:J:270:DA:H8	1.90	0.54
6:J:333:DG:H2'	6:J:334:DT:H72	1.89	0.54
6:J:3:DC:H2'	6:J:4:DT:C6	2.29	0.54
6:J:250:DA:C2'	6:J:251:DA:C8	2.91	0.54
5:I:289:DT:H5'	5:I:289:DT:C6	2.43	0.54
6:J:237:DC:H2'	6:J:238:DT:H72	1.90	0.54
2:L:88:TYR:CE1	4:N:83:TYR:CE1	2.96	0.54
5:I:184:DA:H4'	5:I:185:DA:OP1	2.07	0.53
5:I:343:DA:H4'	5:I:344:DC:OP1	2.07	0.53
6:J:81:DG:C2'	6:J:82:DT:C7	2.76	0.53
5:I:116:DA:H2''	5:I:117:DA:C8	2.43	0.53
5:I:350:DC:H2''	5:I:351:DG:C8	2.43	0.53
5:I:266:DG:H2''	5:I:267:DT:H72	1.90	0.53
6:J:2:DG:C4	6:J:3:DC:C6	2.97	0.53
6:J:270:DA:C2'	6:J:271:DC:C6	2.91	0.53
6:J:336:DT:C6	6:J:337:DT:H72	2.44	0.53
3:M:92:GLU:OE1	4:N:106:LEU:HB2	2.08	0.53
5:I:127:DA:H2''	5:I:128:DG:H8	1.73	0.53
5:I:205:DT:H2''	5:I:206:DG:H5'	1.90	0.53

Continued on next page...

Continued from previous page...

Atom-1	Atom-2	Interatomic distance (Å)	Clash overlap (Å)
6:J:188:DT:H2''	6:J:189:DT:OP2	2.09	0.53
6:J:281:DA:H2'	6:J:281:DA:O5'	2.08	0.53
3:Q:57:TYR:CZ	4:R:109:HIS:HB3	2.44	0.53
6:J:189:DT:C6	6:J:190:DT:H72	2.44	0.53
5:I:183:DG:N3	5:I:184:DA:O4'	2.42	0.53
6:J:180:DA:H2''	6:J:181:DT:O5'	2.09	0.53
6:J:339:DT:C6	6:J:340:DT:H72	2.44	0.53
6:J:354:DA:H2''	6:J:355:DC:H5'	1.90	0.53
2:F:83:ALA:O	2:F:86:VAL:HB	2.09	0.53
5:I:129:DT:H2''	5:I:130:DC:C6	2.43	0.53
5:I:269:DT:H2''	5:I:270:DA:C8	2.44	0.53
6:J:31:DT:H2''	6:J:32:DC:C5	2.44	0.53
1:E:40:ARG:HD2	6:J:98:DG:H5''	1.90	0.53
5:I:283:DC:H4'	5:I:284:DG:OP1	2.09	0.53
6:J:172:DA:C4'	6:J:173:DC:OP1	2.50	0.53
5:I:23:DT:C2'	5:I:24:DC:H5'	2.37	0.52
5:I:34:DA:H4'	3:M:77:ARG:NE	2.24	0.52
5:I:325:DC:H2''	5:I:326:DG:C8	2.44	0.52
6:J:250:DA:H4'	1:O:63:ARG:CZ	2.39	0.52
5:I:300:DA:C4	5:I:301:DC:C5	2.98	0.52
6:J:349:DG:H2''	6:J:350:DC:C5	2.44	0.52
3:C:42:ARG:O	4:D:88:THR:HA	2.09	0.52
5:I:93:DT:H2''	5:I:94:DA:N7	2.24	0.52
2:F:75:HIS:HB2	4:H:96:THR:HG21	1.92	0.52
5:I:267:DT:H2''	5:I:268:DC:C6	2.44	0.52
5:I:300:DA:H2''	5:I:301:DC:C6	2.44	0.52
5:I:344:DC:C1'	5:I:345:DG:C8	2.93	0.52
6:J:2:DG:H2''	6:J:3:DC:C6	2.38	0.52
6:J:16:DT:C6	6:J:17:DT:H72	2.45	0.52
6:J:105:DA:C6	6:J:106:DG:C6	2.97	0.52
5:I:114:DA:H2'	5:I:115:DG:C8	2.43	0.52
5:I:185:DA:H4'	5:I:186:DA:OP1	2.08	0.52
2:P:83:ALA:O	2:P:86:VAL:HB	2.10	0.52
5:I:215:DG:H1'	5:I:216:DC:H5'	1.91	0.52
4:N:48:VAL:HG12	4:N:49:HIS:CD2	2.45	0.52
5:I:69:DG:H2''	5:I:70:DC:C6	2.45	0.52
6:J:166:DT:H2'	6:J:166:DT:O5'	2.08	0.52
2:L:83:ALA:O	2:L:86:VAL:HB	2.09	0.52
5:I:251:DA:C4	5:I:252:DC:C5	2.97	0.52
6:J:164:DT:H2'	6:J:165:DT:H72	1.91	0.52
6:J:92:DG:H4'	6:J:93:DT:H5'	1.93	0.51

Continued on next page...

Continued from previous page...

Atom-1	Atom-2	Interatomic distance (Å)	Clash overlap (Å)
6:J:296:DG:C8	6:J:297:DT:H72	2.45	0.51
5:I:191:DA:H4'	5:I:192:DA:OP1	2.10	0.51
5:I:216:DC:H2''	5:I:217:DT:OP2	2.10	0.51
5:I:309:DC:H2''	5:I:310:DA:O5'	2.08	0.51
5:I:102:DT:H2''	5:I:103:DT:OP2	2.11	0.51
5:I:122:DT:H2''	5:I:123:DT:C6	2.45	0.51
5:I:318:DG:H2''	5:I:319:DT:H71	1.93	0.51
5:I:344:DC:C6	5:I:345:DG:N7	2.79	0.51
6:J:122:DC:H2''	6:J:123:DT:O5'	2.10	0.51
6:J:54:DA:H2''	6:J:55:DG:OP2	2.10	0.51
6:J:200:DG:C4	6:J:201:DC:C5	2.99	0.51
2:B:97:LEU:HD13	3:G:101:THR:HB	1.92	0.51
4:H:48:VAL:HG12	4:H:49:HIS:CD2	2.46	0.51
5:I:269:DT:H1'	5:I:270:DA:C8	2.46	0.51
6:J:16:DT:H2'	6:J:17:DT:C7	2.39	0.51
2:B:83:ALA:O	2:B:86:VAL:HB	2.10	0.51
5:I:33:DG:H2''	5:I:34:DA:C8	2.46	0.51
2:B:70:VAL:O	2:B:73:THR:N	2.44	0.51
5:I:92:DC:H2''	5:I:93:DT:C6	2.46	0.51
5:I:164:DA:H2''	5:I:165:DA:C8	2.45	0.51
5:I:211:DG:C6	5:I:212:DG:C6	2.98	0.51
6:J:58:DC:H2'	6:J:59:DT:C7	2.41	0.51
6:J:340:DT:H2''	6:J:341:DT:H2'	1.92	0.51
6:J:45:DA:C6	6:J:46:DG:C6	2.98	0.51
6:J:70:DG:H2'	6:J:71:DT:H72	1.93	0.51
6:J:292:DA:P	6:J:292:DA:H8	2.34	0.51
6:J:344:DC:H2''	6:J:345:DG:C8	2.46	0.51
1:O:110:CYS:HB3	1:O:126:LEU:HD23	1.93	0.51
2:F:70:VAL:O	2:F:73:THR:N	2.44	0.51
5:I:99:DG:H2'	5:I:100:DT:H72	1.92	0.51
6:J:16:DT:C2'	6:J:17:DT:C7	2.88	0.51
5:I:122:DT:C2'	5:I:123:DT:H72	2.41	0.50
5:I:258:DT:H71	5:I:258:DT:OP2	2.11	0.50
4:N:65:PHE:HA	2:P:98:TYR:CZ	2.47	0.50
6:J:185:DT:H2''	6:J:186:DT:OP2	2.10	0.50
5:I:343:DA:C8	5:I:344:DC:C5	3.00	0.50
6:J:16:DT:H2''	6:J:17:DT:H6	1.77	0.50
5:I:63:DA:H1'	5:I:64:DG:C8	2.47	0.50
1:A:46:VAL:O	1:A:47:ALA:C	2.50	0.50
5:I:319:DT:H2''	5:I:320:DG:C8	2.47	0.50
6:J:17:DT:H2''	6:J:18:DT:H6	1.76	0.50

Continued on next page...

Continued from previous page...

Atom-1	Atom-2	Interatomic distance (Å)	Clash overlap (Å)
6:J:205:DT:H2''	6:J:206:DC:H5''	1.92	0.50
2:P:70:VAL:O	2:P:73:THR:N	2.44	0.50
1:E:84:PHE:O	5:I:240:DG:C5'	2.59	0.50
5:I:237:DC:H2''	5:I:238:DT:H71	1.93	0.50
5:I:289:DT:H2''	5:I:290:DA:O5'	2.11	0.50
6:J:32:DC:H4'	6:J:33:DA:OP1	2.11	0.50
6:J:93:DT:C2	6:J:94:DA:C5	2.99	0.50
6:J:108:DG:H1'	6:J:109:DG:C8	2.47	0.50
6:J:164:DT:H2''	6:J:165:DT:H73	1.91	0.50
3:M:26:PRO:HB3	4:N:40:TYR:OH	2.11	0.50
4:N:49:HIS:HB3	4:N:52:THR:OG1	2.12	0.50
3:Q:42:ARG:O	4:R:88:THR:HA	2.10	0.50
5:I:8:DG:H4'	5:I:9:DA:OP1	2.11	0.50
5:I:71:DT:H2''	5:I:72:DT:O5'	2.12	0.50
5:I:118:DG:C4	5:I:119:DC:C5	3.00	0.50
1:K:117:VAL:HG13	3:Q:115:LEU:HD23	1.94	0.50
5:I:310:DA:H2''	5:I:311:DG:C8	2.47	0.49
5:I:330:DC:H2''	5:I:331:DA:C8	2.47	0.49
5:I:348:DA:H2''	5:I:349:DG:C8	2.47	0.49
1:O:46:VAL:O	1:O:47:ALA:C	2.50	0.49
5:I:24:DC:H1'	5:I:25:DC:H5'	1.94	0.49
5:I:138:DA:OP1	4:R:34:LYS:N	2.45	0.49
6:J:141:DC:C6	6:J:142:DT:H73	2.47	0.49
6:J:220:DG:OP2	3:Q:32:ARG:HG3	2.12	0.49
2:L:70:VAL:O	2:L:73:THR:N	2.44	0.49
1:E:46:VAL:O	1:E:47:ALA:C	2.50	0.49
5:I:158:DA:OP2	1:K:45:THR:CG2	2.61	0.49
5:I:205:DT:H2''	5:I:206:DG:C5'	2.41	0.49
6:J:167:DT:C2'	6:J:168:DT:H71	2.40	0.49
6:J:187:DT:C2'	6:J:188:DT:H72	2.41	0.49
6:J:201:DC:C2'	6:J:202:DC:O5'	2.59	0.49
6:J:268:DG:C2'	6:J:269:DT:C6	2.96	0.49
1:K:126:LEU:HD11	1:K:130:ILE:HD11	1.95	0.49
1:E:72:ARG:NH2	5:I:241:DC:OP2	2.43	0.49
5:I:47:DG:H4'	5:I:48:DG:OP1	2.12	0.49
5:I:238:DT:C2	5:I:239:DA:C4	3.00	0.49
4:H:49:HIS:HB3	4:H:52:THR:OG1	2.12	0.49
6:J:114:DA:H2''	6:J:115:DG:C8	2.47	0.49
5:I:174:DC:H2'	5:I:175:DT:H72	1.94	0.49
6:J:12:DT:O2	6:J:13:DT:O4'	2.31	0.49
6:J:61:DC:O3'	6:J:62:DT:H71	2.12	0.49

Continued on next page...

Continued from previous page...

Atom-1	Atom-2	Interatomic distance (Å)	Clash overlap (Å)
5:I:253:DG:H2''	5:I:254:DC:C6	2.48	0.49
1:K:46:VAL:O	1:K:47:ALA:C	2.51	0.49
5:I:3:DC:C2'	5:I:4:DT:H73	2.42	0.49
5:I:292:DA:C6	5:I:293:DA:C6	3.01	0.49
5:I:343:DA:N7	5:I:344:DC:C4	2.81	0.49
6:J:66:DG:H2''	6:J:67:DG:OP2	2.12	0.49
6:J:354:DA:H2''	6:J:355:DC:O5'	2.13	0.49
5:I:217:DT:H2''	5:I:218:DC:H6	1.73	0.48
5:I:335:DA:H2'	5:I:336:DA:C8	2.48	0.48
6:J:337:DT:C4	6:J:338:DT:H73	2.48	0.48
1:A:100:LEU:HD11	2:B:58:LEU:HD13	1.96	0.48
1:E:59:GLU:OE1	2:F:40:ARG:NH2	2.46	0.48
5:I:133:DC:H2''	5:I:134:DA:N7	2.28	0.48
5:I:241:DC:H2''	5:I:242:DA:OP2	2.11	0.48
6:J:17:DT:H2'	6:J:17:DT:O5'	2.13	0.48
3:Q:78:ILE:O	4:R:54:ILE:HA	2.12	0.48
5:I:173:DG:C4'	5:I:174:DC:OP1	2.59	0.48
4:H:114:GLY:O	4:H:117:ALA:N	2.46	0.48
5:I:22:DA:H2''	5:I:23:DT:C7	2.43	0.48
5:I:179:DG:H2''	5:I:180:DT:H72	1.95	0.48
5:I:158:DA:OP2	1:K:45:THR:HG21	2.13	0.48
5:I:192:DA:H2''	5:I:193:DA:C8	2.49	0.48
6:J:210:DC:H4'	6:J:211:DA:OP1	2.14	0.48
3:M:24:GLN:NE2	4:N:47:GLN:OE1	2.46	0.48
5:I:82:DT:H2''	5:I:83:DA:C8	2.48	0.48
6:J:11:DT:C6	6:J:12:DT:C7	2.96	0.48
4:H:65:PHE:CE1	4:H:69:ILE:HD11	2.49	0.48
5:I:171:DA:C8	5:I:172:DT:H72	2.49	0.48
5:I:183:DG:H4'	5:I:184:DA:OP1	2.13	0.48
5:I:337:DA:C6	5:I:338:DA:N6	2.81	0.48
6:J:23:DT:H2''	6:J:24:DG:C8	2.49	0.48
3:M:62:ILE:HD11	4:N:65:PHE:CZ	2.48	0.48
1:A:126:LEU:HD11	1:A:130:ILE:HD11	1.96	0.48
4:H:34:LYS:N	6:J:138:DG:OP1	2.47	0.48
5:I:246:DC:H2'	5:I:247:DT:C6	2.49	0.48
5:I:352:DG:N2	6:J:1:DC:O2	2.46	0.48
6:J:302:DG:H1'	6:J:303:DA:C8	2.48	0.48
4:R:114:GLY:O	4:R:117:ALA:N	2.45	0.48
1:A:72:ARG:O	1:A:75:ALA:HB3	2.14	0.47
5:I:238:DT:H5'	5:I:238:DT:H6	1.79	0.47
6:J:163:DT:C6	6:J:164:DT:H72	2.48	0.47

Continued on next page...

Continued from previous page...

Atom-1	Atom-2	Interatomic distance (Å)	Clash overlap (Å)
2:L:102:GLY:N	4:R:64:SER:OG	2.46	0.47
3:Q:76:THR:O	4:R:52:THR:HA	2.14	0.47
1:A:120:MET:O	1:A:121:PRO:C	2.53	0.47
3:G:62:ILE:HD11	4:H:65:PHE:CZ	2.49	0.47
5:I:72:DT:H2''	5:I:73:DA:O5'	2.13	0.47
6:J:33:DA:H2''	6:J:34:DC:OP2	2.15	0.47
6:J:149:DC:H2'	6:J:150:DG:C8	2.50	0.47
6:J:249:DA:C2	6:J:250:DA:C4	3.03	0.47
5:I:215:DG:H4'	5:I:216:DC:OP1	2.14	0.47
6:J:41:DC:H2''	6:J:42:DT:C7	2.44	0.47
6:J:53:DA:C6	6:J:54:DA:C6	3.03	0.47
2:B:80:THR:HB	5:I:292:DA:H5''	1.96	0.47
5:I:75:DA:C4	5:I:76:DC:C6	3.02	0.47
5:I:310:DA:H2''	5:I:311:DG:N7	2.29	0.47
5:I:323:DA:C4'	5:I:324:DC:OP1	2.63	0.47
6:J:21:DT:C2'	6:J:22:DG:C8	2.98	0.47
6:J:309:DT:H2''	6:J:310:DG:N7	2.30	0.47
4:R:46:LYS:HA	4:R:50:PRO:HA	1.95	0.47
1:E:41:TYR:HD2	6:J:98:DG:OP1	1.97	0.47
1:E:88:ALA:O	1:E:91:ALA:HB3	2.15	0.47
6:J:178:DG:H2''	6:J:179:DC:OP2	2.15	0.47
4:H:46:LYS:HA	4:H:50:PRO:HA	1.96	0.47
5:I:22:DA:H2''	5:I:23:DT:H72	1.95	0.47
5:I:149:DC:H2''	5:I:150:DG:C8	2.50	0.47
5:I:316:DG:C8	5:I:317:DT:H71	2.50	0.47
6:J:146:DC:H2''	6:J:147:DA:OP2	2.14	0.47
5:I:221:DT:H2'	5:I:222:DT:H71	1.97	0.47
3:C:79:ILE:HB	3:C:80:PRO:HD2	1.96	0.47
3:C:101:THR:HB	2:F:97:LEU:HD13	1.96	0.47
4:D:65:PHE:CE1	4:D:69:ILE:HD11	2.50	0.47
1:E:126:LEU:HD11	1:E:130:ILE:HD11	1.96	0.47
4:D:46:LYS:HA	4:D:50:PRO:HA	1.97	0.47
1:E:46:VAL:O	1:E:49:ARG:N	2.48	0.47
5:I:93:DT:H1'	5:I:94:DA:C8	2.50	0.47
5:I:171:DA:H2'	5:I:172:DT:H72	1.97	0.47
6:J:170:DA:H1'	6:J:171:DT:H5'	1.96	0.47
1:O:126:LEU:HD11	1:O:130:ILE:HD11	1.97	0.47
5:I:121:DC:C2'	5:I:122:DT:C5	2.98	0.46
5:I:132:DC:H3'	5:I:133:DC:C5	2.50	0.46
6:J:21:DT:H2''	6:J:22:DG:C8	2.50	0.46
6:J:74:DA:C2	6:J:75:DA:C5	3.02	0.46

Continued on next page...

Continued from previous page...

Atom-1	Atom-2	Interatomic distance (Å)	Clash overlap (Å)
4:N:65:PHE:CE1	4:N:69:ILE:HD11	2.49	0.46
4:N:114:GLY:O	4:N:117:ALA:N	2.47	0.46
1:O:88:ALA:O	1:O:91:ALA:HB3	2.15	0.46
5:I:45:DT:C6	5:I:46:DT:H72	2.51	0.46
5:I:289:DT:H2''	5:I:290:DA:C8	2.49	0.46
5:I:312:DG:H2''	5:I:313:DC:OP2	2.16	0.46
6:J:300:DA:H1'	6:J:301:DC:C6	2.50	0.46
1:K:72:ARG:O	1:K:75:ALA:HB3	2.15	0.46
5:I:308:DC:H1'	5:I:309:DC:H5'	1.98	0.46
6:J:122:DC:C2'	6:J:123:DT:C6	2.98	0.46
6:J:141:DC:C6	6:J:142:DT:C7	2.98	0.46
6:J:269:DT:O3'	6:J:270:DA:C8	2.67	0.46
6:J:325:DC:H2'	6:J:326:DG:C8	2.50	0.46
1:K:88:ALA:O	1:K:91:ALA:HB3	2.15	0.46
5:I:92:DC:H2'	5:I:93:DT:H72	1.98	0.46
5:I:148:DC:C2'	5:I:149:DC:OP2	2.59	0.46
6:J:15:DT:H2''	6:J:16:DT:C6	2.51	0.46
6:J:207:DT:H1'	6:J:208:DC:H5'	1.97	0.46
1:A:46:VAL:O	1:A:49:ARG:N	2.48	0.46
5:I:125:DC:H2''	5:I:126:DT:C7	2.45	0.46
5:I:282:DC:H2''	5:I:283:DC:OP2	2.15	0.46
6:J:226:DA:H2''	6:J:227:DG:C8	2.49	0.46
6:J:291:DG:H1'	6:J:292:DA:C8	2.51	0.46
1:K:46:VAL:O	1:K:49:ARG:N	2.48	0.46
3:G:79:ILE:HB	3:G:80:PRO:HD2	1.97	0.46
5:I:209:DG:N2	5:I:210:DA:C2	2.83	0.46
5:I:213:DC:C2	5:I:214:DC:C5	3.04	0.46
6:J:23:DT:H2''	6:J:24:DG:H8	1.80	0.46
6:J:40:DC:H2''	6:J:41:DC:C6	2.50	0.46
6:J:86:DC:H1'	6:J:87:DA:H5'	1.98	0.46
1:K:117:VAL:HG13	3:Q:115:LEU:CD2	2.45	0.46
3:M:32:ARG:HH12	4:N:35:GLU:CD	2.19	0.46
2:P:76:ALA:HA	4:R:84:ASN:OD1	2.16	0.46
5:I:155:DA:C2'	5:I:156:DT:H72	2.46	0.46
5:I:256:DC:H2''	5:I:257:DG:OP2	2.15	0.46
6:J:251:DA:H5''	2:P:30:THR:HG21	1.97	0.46
6:J:300:DA:H2''	6:J:301:DC:C5	2.50	0.46
1:E:72:ARG:O	1:E:75:ALA:HB3	2.16	0.46
1:E:120:MET:O	1:E:121:PRO:C	2.53	0.46
5:I:126:DT:H2''	5:I:127:DA:C8	2.50	0.46
5:I:217:DT:C2'	5:I:218:DC:C5	2.99	0.46

Continued on next page...

Continued from previous page...

Atom-1	Atom-2	Interatomic distance (Å)	Clash overlap (Å)
5:I:333:DG:H4'	5:I:334:DA:OP1	2.16	0.46
5:I:336:DA:OP2	5:I:336:DA:H2'	2.16	0.46
6:J:61:DC:H1'	6:J:62:DT:C5	2.49	0.46
6:J:61:DC:H1'	6:J:62:DT:H71	1.98	0.46
1:A:88:ALA:O	1:A:91:ALA:HB3	2.16	0.46
5:I:20:DG:C4	5:I:21:DC:C5	3.03	0.46
5:I:242:DA:H2''	5:I:243:DC:OP2	2.15	0.46
6:J:306:DA:H2''	6:J:307:DA:C8	2.50	0.46
5:I:3:DC:H2'	5:I:4:DT:H73	1.97	0.46
5:I:116:DA:OP1	2:P:79:LYS:N	2.49	0.46
5:I:137:DC:H2''	5:I:138:DA:C8	2.51	0.46
6:J:237:DC:C2'	6:J:238:DT:H72	2.46	0.46
6:J:350:DC:C2'	6:J:351:DG:O5'	2.64	0.46
1:K:120:MET:O	1:K:121:PRO:C	2.54	0.46
3:M:84:GLN:O	3:M:88:ARG:HG2	2.16	0.46
1:O:51:ILE:HD11	2:P:43:VAL:O	2.16	0.46
4:R:65:PHE:CE1	4:R:69:ILE:HD11	2.51	0.46
2:B:98:TYR:CZ	4:H:65:PHE:HA	2.51	0.45
3:C:84:GLN:O	3:C:88:ARG:HG2	2.16	0.45
4:D:114:GLY:O	4:D:117:ALA:N	2.47	0.45
6:J:79:DC:H4'	6:J:80:DG:OP1	2.16	0.45
6:J:134:DG:C2	6:J:135:DA:C2	3.04	0.45
3:Q:84:GLN:O	3:Q:88:ARG:HG2	2.16	0.45
4:D:32:SER:O	4:D:33:ARG:HB2	2.16	0.45
5:I:219:DA:H2''	5:I:220:DA:OP2	2.16	0.45
6:J:166:DT:C6	6:J:167:DT:H73	2.51	0.45
6:J:189:DT:H2''	6:J:190:DT:OP2	2.15	0.45
6:J:339:DT:H2'	6:J:340:DT:H72	1.96	0.45
5:I:290:DA:C2	5:I:291:DG:C2	3.05	0.45
5:I:291:DG:H1'	5:I:292:DA:C8	2.51	0.45
6:J:99:DC:H2''	6:J:100:DG:OP2	2.17	0.45
6:J:270:DA:H8	6:J:270:DA:P	2.39	0.45
3:M:33:LEU:HB3	4:N:70:PHE:HZ	1.82	0.45
1:O:46:VAL:O	1:O:49:ARG:N	2.49	0.45
4:D:76:GLU:O	4:D:80:LEU:HD23	2.16	0.45
5:I:170:DC:H2'	5:I:171:DA:N7	2.31	0.45
5:I:202:DC:H2''	5:I:203:DG:H8	1.82	0.45
5:I:238:DT:H2'	5:I:239:DA:C8	2.51	0.45
3:C:81:ARG:HB2	1:E:58:THR:HG21	1.98	0.45
4:D:32:SER:O	4:D:33:ARG:CB	2.65	0.45
6:J:13:DT:C2	6:J:14:DT:C6	3.05	0.45

Continued on next page...

Continued from previous page...

Atom-1	Atom-2	Interatomic distance (Å)	Clash overlap (Å)
6:J:201:DC:H2''	6:J:202:DC:O5'	2.15	0.45
2:B:88:TYR:CE1	4:D:83:TYR:CD1	3.04	0.45
5:I:3:DC:H2''	5:I:4:DT:H71	1.97	0.45
5:I:20:DG:H1'	5:I:21:DC:H5'	1.99	0.45
5:I:266:DG:H2''	5:I:267:DT:C7	2.47	0.45
5:I:275:DG:H2''	5:I:276:DT:OP2	2.17	0.45
6:J:185:DT:H1'	6:J:186:DT:H5'	1.97	0.45
4:D:65:PHE:HA	2:F:98:TYR:CZ	2.52	0.45
3:G:84:GLN:O	3:G:88:ARG:HG2	2.17	0.45
5:I:30:DG:H1'	5:I:31:DC:C6	2.52	0.45
5:I:127:DA:H2''	5:I:128:DG:C8	2.52	0.45
5:I:158:DA:OP1	1:K:41:TYR:HD1	2.00	0.45
5:I:158:DA:H3'	1:K:42:ARG:HD2	1.98	0.45
5:I:186:DA:C5	5:I:187:DA:C6	3.04	0.45
4:N:46:LYS:HA	4:N:50:PRO:HA	1.97	0.45
5:I:62:DT:H5'	5:I:62:DT:C6	2.52	0.45
5:I:255:DA:H4'	5:I:256:DC:OP1	2.17	0.45
5:I:344:DC:H4'	5:I:345:DG:H5'	1.98	0.45
1:O:72:ARG:O	1:O:75:ALA:HB3	2.17	0.45
3:Q:79:ILE:HB	3:Q:80:PRO:HD2	1.98	0.45
2:F:88:TYR:CE1	4:H:83:TYR:CE1	3.05	0.45
6:J:61:DC:H2''	6:J:62:DT:H71	1.98	0.45
6:J:165:DT:C2'	6:J:166:DT:C6	2.99	0.45
6:J:183:DC:C4	6:J:184:DA:N6	2.85	0.45
1:K:110:CYS:HB3	1:K:126:LEU:HD23	1.99	0.45
5:I:61:DC:H2''	5:I:62:DT:C7	2.36	0.45
5:I:99:DG:C8	5:I:100:DT:H72	2.52	0.45
5:I:323:DA:H1'	5:I:324:DC:H5'	1.99	0.45
6:J:333:DG:C2'	6:J:334:DT:C7	2.94	0.45
4:R:32:SER:O	4:R:33:ARG:CB	2.65	0.45
5:I:57:DA:H2''	5:I:58:DG:O5'	2.17	0.44
5:I:61:DC:H1'	5:I:62:DT:C5'	2.47	0.44
6:J:116:DA:C6	6:J:117:DG:C6	3.06	0.44
1:A:99:TYR:HA	2:B:95:ARG:NH2	2.32	0.44
5:I:193:DA:C8	5:I:194:DT:H72	2.51	0.44
5:I:304:DG:C2'	5:I:305:DT:H72	2.48	0.44
6:J:57:DG:H2''	6:J:58:DC:OP1	2.15	0.44
6:J:198:DG:C5'	1:K:49:ARG:HD2	2.48	0.44
6:J:212:DC:H1'	6:J:213:DG:C8	2.53	0.44
3:M:79:ILE:HB	3:M:80:PRO:HD2	1.99	0.44
3:M:87:ILE:HG21	3:M:97:LEU:HD12	2.00	0.44

Continued on next page...

Continued from previous page...

Atom-1	Atom-2	Interatomic distance (Å)	Clash overlap (Å)
1:O:65:LEU:O	1:O:66:PRO:C	2.56	0.44
6:J:2:DG:C4	6:J:3:DC:C5	3.05	0.44
6:J:344:DC:H2''	6:J:345:DG:H8	1.82	0.44
1:A:65:LEU:O	1:A:66:PRO:C	2.56	0.44
5:I:318:DG:OP2	5:I:318:DG:H2'	2.17	0.44
6:J:50:DA:C2	6:J:51:DG:C2	3.06	0.44
6:J:191:DT:H2''	6:J:192:DT:C6	2.53	0.44
1:O:120:MET:O	1:O:121:PRO:C	2.54	0.44
5:I:132:DC:C3'	5:I:133:DC:C6	3.01	0.44
6:J:61:DC:C2'	6:J:62:DT:H71	2.48	0.44
6:J:85:DA:H2''	6:J:86:DC:OP2	2.17	0.44
6:J:339:DT:H2'	6:J:340:DT:C7	2.48	0.44
4:R:76:GLU:O	4:R:80:LEU:HD23	2.17	0.44
3:G:57:TYR:CZ	4:H:109:HIS:HB3	2.53	0.44
5:I:24:DC:H2''	5:I:25:DC:O5'	2.17	0.44
5:I:158:DA:H5''	1:K:42:ARG:CG	2.47	0.44
5:I:158:DA:H5''	1:K:42:ARG:H	1.83	0.44
5:I:161:DA:H3'	5:I:161:DA:P	2.57	0.44
6:J:207:DT:H2''	6:J:208:DC:C5	2.52	0.44
2:L:88:TYR:CE1	4:N:83:TYR:CD1	3.05	0.44
4:D:62:MET:O	4:D:65:PHE:HB3	2.18	0.44
5:I:52:DT:H6	5:I:52:DT:H2'	1.67	0.44
5:I:251:DA:H5'	5:I:251:DA:C8	2.52	0.44
6:J:325:DC:O5'	6:J:325:DC:H6	2.01	0.44
3:C:78:ILE:HA	3:C:82:HIS:ND1	2.33	0.44
1:E:56:LYS:NZ	6:J:24:DG:OP1	2.49	0.44
5:I:92:DC:H6	5:I:92:DC:C5'	2.31	0.44
5:I:183:DG:C1'	5:I:184:DA:H5'	2.47	0.44
6:J:165:DT:C2'	6:J:166:DT:C5	3.01	0.44
5:I:49:DT:H2''	5:I:50:DC:C6	2.53	0.43
5:I:351:DG:H4'	5:I:352:DG:OP1	2.18	0.43
6:J:89:DC:H2''	6:J:90:DG:C8	2.53	0.43
1:K:85:GLN:HG3	2:L:82:THR:HA	1.99	0.43
3:M:24:GLN:CD	4:N:47:GLN:OE1	2.56	0.43
1:E:65:LEU:O	1:E:66:PRO:C	2.56	0.43
5:I:97:DG:OP1	1:O:46:VAL:HB	2.19	0.43
6:J:158:DA:N9	6:J:159:DT:H72	2.33	0.43
3:Q:78:ILE:HA	3:Q:82:HIS:ND1	2.33	0.43
6:J:73:DA:C4	6:J:74:DA:C8	3.06	0.43
6:J:93:DT:C2	6:J:94:DA:C4	3.06	0.43
6:J:294:DC:H3'	6:J:295:DT:C7	2.45	0.43

Continued on next page...

Continued from previous page...

Atom-1	Atom-2	Interatomic distance (Å)	Clash overlap (Å)
6:J:308:DT:H2''	6:J:309:DT:OP2	2.17	0.43
1:A:92:LEU:O	1:A:93:GLN:C	2.56	0.43
5:I:78:DC:H1'	5:I:79:DA:H5'	1.99	0.43
5:I:316:DG:C8	5:I:317:DT:C7	3.02	0.43
6:J:14:DT:H2'	6:J:15:DT:H6	1.83	0.43
6:J:35:DA:C2'	6:J:36:DC:O5'	2.66	0.43
6:J:57:DG:H2'	6:J:58:DC:C6	2.52	0.43
6:J:113:DT:H2''	6:J:114:DA:N7	2.33	0.43
6:J:290:DA:H2''	6:J:291:DG:H8	1.81	0.43
6:J:300:DA:H1'	6:J:301:DC:C5	2.54	0.43
1:E:92:LEU:O	1:E:93:GLN:C	2.56	0.43
3:G:29:ARG:NH1	4:H:36:SER:O	2.52	0.43
5:I:26:DC:H2''	5:I:27:DG:OP2	2.18	0.43
5:I:105:DA:H2''	5:I:106:DC:C6	2.53	0.43
1:K:65:LEU:O	1:K:66:PRO:C	2.56	0.43
3:G:83:LEU:HD11	4:H:58:ALA:HB1	2.01	0.43
5:I:62:DT:H2'	5:I:63:DA:C8	2.53	0.43
5:I:238:DT:H5'	5:I:238:DT:C6	2.54	0.43
5:I:251:DA:C4	5:I:252:DC:C6	3.07	0.43
5:I:275:DG:C2'	5:I:276:DT:H72	2.48	0.43
1:O:92:LEU:O	1:O:93:GLN:C	2.57	0.43
5:I:310:DA:H1'	5:I:311:DG:C8	2.54	0.43
6:J:17:DT:H2'	6:J:18:DT:H72	2.00	0.43
6:J:27:DG:C4'	6:J:28:DG:OP1	2.65	0.43
6:J:83:DA:H2''	6:J:84:DG:C8	2.53	0.43
6:J:198:DG:N9	6:J:199:DT:H72	2.33	0.43
4:H:58:ALA:O	4:H:61:ILE:HB	2.19	0.43
5:I:23:DT:H6	5:I:23:DT:C5'	2.31	0.43
5:I:206:DG:H2''	5:I:207:DC:O5'	2.19	0.43
5:I:238:DT:H2''	5:I:239:DA:O5'	2.19	0.43
5:I:300:DA:H2''	5:I:301:DC:H6	1.82	0.43
6:J:58:DC:H4'	6:J:59:DT:OP1	2.19	0.43
6:J:215:DG:C5	6:J:216:DC:C4	3.07	0.43
6:J:261:DA:C4	6:J:262:DC:C5	3.07	0.43
6:J:342:DT:H2''	6:J:343:DT:H71	2.00	0.43
4:R:58:ALA:O	4:R:61:ILE:HB	2.19	0.43
5:I:29:DT:H6	5:I:29:DT:H2'	1.60	0.43
5:I:195:DC:H1'	5:I:196:DG:C8	2.54	0.43
6:J:74:DA:C2	6:J:75:DA:C4	3.07	0.43
6:J:198:DG:H2''	6:J:199:DT:H72	2.00	0.43
3:C:42:ARG:NH2	5:I:302:DT:O4'	2.52	0.42

Continued on next page...

Continued from previous page...

Atom-1	Atom-2	Interatomic distance (Å)	Clash overlap (Å)
1:E:110:CYS:HB3	1:E:126:LEU:HD23	2.00	0.42
4:H:65:PHE:CZ	4:H:69:ILE:CD1	3.02	0.42
5:I:119:DC:H2''	5:I:120:DG:C8	2.54	0.42
5:I:158:DA:H5''	1:K:42:ARG:CB	2.48	0.42
5:I:193:DA:H2''	5:I:194:DT:OP2	2.19	0.42
6:J:92:DG:C2'	6:J:93:DT:H72	2.47	0.42
6:J:165:DT:H2'	6:J:166:DT:C5	2.53	0.42
6:J:167:DT:C2	6:J:168:DT:C5	3.06	0.42
6:J:227:DG:H2''	6:J:228:DT:OP2	2.19	0.42
1:K:92:LEU:O	1:K:93:GLN:C	2.56	0.42
5:I:65:DC:H2''	5:I:66:DA:O5'	2.19	0.42
5:I:246:DC:H2'	5:I:247:DT:C7	2.47	0.42
6:J:76:DA:C5	6:J:77:DC:C4	3.07	0.42
6:J:92:DG:H1'	6:J:93:DT:C5	2.54	0.42
6:J:339:DT:H2''	6:J:340:DT:C6	2.54	0.42
1:O:106:ASP:O	1:O:109:LEU:HB2	2.19	0.42
4:R:65:PHE:CZ	4:R:69:ILE:CD1	3.02	0.42
1:A:110:CYS:HB3	1:A:126:LEU:HD23	2.02	0.42
1:E:47:ALA:O	1:E:50:GLU:HB2	2.20	0.42
5:I:204:DG:H2''	5:I:205:DT:H72	2.02	0.42
6:J:9:DT:H2''	6:J:10:DT:OP2	2.19	0.42
6:J:119:DT:H1'	6:J:120:DG:C8	2.53	0.42
5:I:92:DC:C6	5:I:92:DC:H5''	2.54	0.42
5:I:227:DG:H2''	5:I:228:DT:C6	2.55	0.42
6:J:40:DC:H2''	6:J:41:DC:H6	1.84	0.42
3:M:62:ILE:HD11	4:N:65:PHE:CE1	2.54	0.42
5:I:62:DT:C2'	5:I:63:DA:C8	3.02	0.42
6:J:73:DA:H4'	6:J:74:DA:OP1	2.19	0.42
6:J:101:DT:H6	6:J:101:DT:H5''	1.85	0.42
6:J:272:DG:H2''	6:J:273:DT:H5'	2.01	0.42
6:J:339:DT:C2	6:J:340:DT:C5	3.08	0.42
3:M:26:PRO:HB3	4:N:40:TYR:CZ	2.54	0.42
3:G:39:TYR:O	4:H:78:SER:CB	2.67	0.42
3:G:78:ILE:HA	3:G:82:HIS:ND1	2.33	0.42
5:I:6:DA:H2''	5:I:7:DC:O5'	2.19	0.42
6:J:191:DT:H2'	6:J:192:DT:H71	2.01	0.42
1:A:51:ILE:HD11	2:B:43:VAL:O	2.20	0.42
5:I:132:DC:H3'	5:I:133:DC:C6	2.55	0.42
5:I:343:DA:C5	5:I:344:DC:N3	2.88	0.42
6:J:164:DT:C2'	6:J:165:DT:H6	2.11	0.42
6:J:226:DA:C2	6:J:227:DG:C2	3.08	0.42

Continued on next page...

Continued from previous page...

Atom-1	Atom-2	Interatomic distance (Å)	Clash overlap (Å)
5:I:241:DC:H1'	5:I:242:DA:O5'	2.20	0.42
5:I:343:DA:H1'	5:I:344:DC:O4'	2.20	0.42
6:J:102:DT:H2''	6:J:103:DT:OP2	2.20	0.42
6:J:177:DA:H2''	6:J:178:DG:OP2	2.20	0.42
6:J:198:DG:H2''	6:J:199:DT:C7	2.50	0.42
6:J:314:DG:H2''	6:J:315:DG:OP2	2.20	0.42
1:O:47:ALA:O	1:O:50:GLU:HB2	2.20	0.42
2:P:88:TYR:CE1	4:R:83:TYR:CD1	3.08	0.42
3:C:79:ILE:HD11	3:C:81:ARG:HB3	2.02	0.42
5:I:92:DC:C2'	5:I:93:DT:C6	3.03	0.42
5:I:299:DT:H2''	5:I:300:DA:N7	2.33	0.42
5:I:304:DG:H2'	5:I:305:DT:H72	2.01	0.42
5:I:352:DG:C2	5:I:353:DT:C2	3.07	0.42
6:J:239:DA:H1'	6:J:240:DG:C8	2.55	0.42
4:D:65:PHE:CZ	4:D:69:ILE:CD1	3.03	0.42
3:G:79:ILE:HD11	3:G:81:ARG:HB3	2.02	0.42
6:J:198:DG:C1'	6:J:199:DT:H72	2.50	0.42
6:J:201:DC:H1'	6:J:202:DC:O5'	2.20	0.42
3:M:78:ILE:HA	3:M:82:HIS:ND1	2.35	0.42
2:P:36:ARG:O	2:P:39:ARG:HB2	2.20	0.42
4:D:58:ALA:O	4:D:61:ILE:HB	2.20	0.41
5:I:22:DA:H2''	5:I:23:DT:OP2	2.20	0.41
5:I:85:DG:H3'	1:K:116:ARG:HD3	2.01	0.41
5:I:170:DC:C2'	5:I:171:DA:N7	2.83	0.41
5:I:348:DA:C2	5:I:349:DG:C2	3.07	0.41
6:J:20:DA:H1'	6:J:21:DT:H5''	2.02	0.41
6:J:74:DA:C4	6:J:75:DA:C5	3.08	0.41
5:I:39:DG:H2''	5:I:40:DC:C6	2.56	0.41
5:I:205:DT:H1'	5:I:206:DG:H5''	2.01	0.41
2:L:36:ARG:O	2:L:39:ARG:HB2	2.20	0.41
4:N:62:MET:O	4:N:65:PHE:HB3	2.20	0.41
4:N:65:PHE:CZ	4:N:69:ILE:CD1	3.03	0.41
5:I:44:DA:OP1	3:M:29:ARG:HA	2.20	0.41
6:J:107:DC:H2''	6:J:108:DG:OP2	2.20	0.41
6:J:161:DT:H2''	6:J:162:DT:OP2	2.20	0.41
6:J:166:DT:C2'	6:J:166:DT:O5'	2.68	0.41
4:N:58:ALA:O	4:N:61:ILE:HB	2.19	0.41
3:G:93:LEU:O	3:G:96:LEU:HB3	2.20	0.41
5:I:52:DT:H2''	5:I:53:DA:N7	2.34	0.41
5:I:240:DG:H2''	5:I:241:DC:O5'	2.20	0.41
5:I:268:DC:H1'	5:I:269:DT:C6	2.55	0.41

Continued on next page...

Continued from previous page...

Atom-1	Atom-2	Interatomic distance (Å)	Clash overlap (Å)
6:J:4:DT:H2''	6:J:5:DG:O4'	2.21	0.41
6:J:290:DA:C2'	6:J:291:DG:C8	3.01	0.41
6:J:351:DG:C2'	6:J:352:DG:C8	2.99	0.41
1:O:116:ARG:NH1	1:O:118:THR:O	2.54	0.41
4:R:62:MET:O	4:R:65:PHE:HB3	2.21	0.41
3:C:93:LEU:O	3:C:96:LEU:HB3	2.21	0.41
5:I:203:DG:H2'	5:I:204:DG:H8	1.85	0.41
5:I:343:DA:C4	5:I:344:DC:C2	3.09	0.41
2:F:34:ILE:O	2:F:35:ARG:C	2.59	0.41
5:I:142:DG:H2''	5:I:143:DT:H71	2.01	0.41
6:J:117:DG:H1'	6:J:118:DC:C6	2.56	0.41
5:I:27:DG:H2''	5:I:28:DG:H8	1.85	0.41
5:I:161:DA:H2'	5:I:161:DA:OP2	2.21	0.41
5:I:197:DC:H2''	5:I:198:DA:OP2	2.21	0.41
6:J:261:DA:C6	6:J:262:DC:C4	3.09	0.41
6:J:325:DC:H2''	6:J:326:DG:C5'	2.50	0.41
3:G:62:ILE:CD1	4:H:65:PHE:CZ	3.04	0.41
5:I:61:DC:C2'	5:I:62:DT:H71	2.37	0.41
6:J:26:DC:H2''	6:J:27:DG:O5'	2.21	0.41
1:K:106:ASP:O	1:K:109:LEU:HB2	2.21	0.41
4:R:32:SER:O	4:R:33:ARG:HB2	2.20	0.41
1:A:106:ASP:O	1:A:109:LEU:HB2	2.21	0.41
1:E:72:ARG:NH1	5:I:241:DC:OP1	2.52	0.41
5:I:68:DC:H2''	5:I:69:DG:O4'	2.20	0.41
5:I:97:DG:P	1:O:46:VAL:HB	2.61	0.41
5:I:114:DA:C2	6:J:239:DA:C2	3.09	0.41
5:I:125:DC:H5'	5:I:125:DC:C6	2.56	0.41
5:I:176:DC:H2''	5:I:177:DG:OP2	2.21	0.41
6:J:183:DC:H2''	6:J:184:DA:C8	2.55	0.41
1:E:91:ALA:HA	2:F:100:PHE:CE1	2.56	0.41
5:I:92:DC:H6	5:I:92:DC:H5''	1.86	0.41
5:I:230:DG:H1'	5:I:231:DA:C8	2.56	0.41
5:I:266:DG:C8	5:I:267:DT:H72	2.56	0.41
6:J:27:DG:C6	6:J:28:DG:C6	3.09	0.41
6:J:198:DG:H5''	1:K:49:ARG:HD2	2.03	0.41
6:J:339:DT:H2''	6:J:340:DT:H6	1.85	0.41
2:F:71:THR:HB	4:H:100:LEU:HD21	2.03	0.40
3:G:87:ILE:HG21	3:G:97:LEU:HD12	2.02	0.40
4:H:62:MET:O	4:H:65:PHE:HB3	2.21	0.40
5:I:61:DC:H1'	5:I:62:DT:H5'	2.03	0.40
5:I:99:DG:C2'	5:I:100:DT:C7	2.99	0.40

Continued on next page...

Continued from previous page...

Atom-1	Atom-2	Interatomic distance (Å)	Clash overlap (Å)
5:I:165:DA:H2''	5:I:166:DA:H8	1.85	0.40
5:I:290:DA:H2''	5:I:291:DG:C8	2.56	0.40
6:J:15:DT:C2	6:J:16:DT:C4	3.09	0.40
2:B:88:TYR:CE1	4:D:83:TYR:CE1	3.10	0.40
5:I:122:DT:C2'	5:I:123:DT:C7	2.98	0.40
5:I:217:DT:H2'	5:I:218:DC:C5	2.56	0.40
5:I:275:DG:C8	5:I:276:DT:H72	2.56	0.40
6:J:261:DA:C8	6:J:262:DC:C5	3.09	0.40
6:J:333:DG:H2'	6:J:334:DT:H73	2.03	0.40
3:C:87:ILE:HG21	3:C:97:LEU:HD12	2.03	0.40
2:F:36:ARG:O	2:F:39:ARG:HB2	2.20	0.40
3:G:47:ALA:HB3	3:G:48:PRO:CD	2.52	0.40
5:I:193:DA:C2'	5:I:194:DT:C7	2.97	0.40
5:I:207:DC:H1'	5:I:208:DC:C6	2.56	0.40
5:I:260:DC:C2'	5:I:261:DG:OP2	2.63	0.40
5:I:268:DC:C2'	5:I:269:DT:H72	2.49	0.40
5:I:273:DG:H2''	5:I:274:DC:C6	2.56	0.40
5:I:331:DA:H1'	5:I:332:DT:C5'	2.51	0.40
6:J:118:DC:C5	6:J:119:DT:H73	2.57	0.40
6:J:128:DC:H2''	6:J:129:DC:C6	2.56	0.40
5:I:300:DA:C4	5:I:301:DC:C4	3.09	0.40
6:J:333:DG:C5	6:J:334:DT:C4	3.09	0.40
3:M:62:ILE:CD1	4:N:65:PHE:CZ	3.05	0.40
2:P:69:ALA:O	2:P:72:TYR:HB2	2.22	0.40
3:Q:79:ILE:HD11	3:Q:81:ARG:HB3	2.03	0.40
1:A:47:ALA:O	1:A:50:GLU:HB2	2.21	0.40
3:G:16:THR:HA	5:I:221:DT:H5''	2.03	0.40
5:I:144:DG:H2''	5:I:145:DA:C8	2.57	0.40
5:I:188:DA:H2''	5:I:189:DA:OP2	2.22	0.40
5:I:246:DC:H2'	5:I:247:DT:C5	2.57	0.40
6:J:74:DA:C6	6:J:75:DA:C6	3.10	0.40
6:J:76:DA:C4	6:J:77:DC:C5	3.09	0.40
6:J:188:DT:C5	6:J:189:DT:H73	2.57	0.40

All (1) symmetry-related close contacts are listed below. The label for Atom-2 includes the symmetry operator and encoded unit-cell translations to be applied.

Atom-1	Atom-2	Interatomic distance (Å)	Clash overlap (Å)
5:I:329:DA:OP2	2:L:63:GLU:OE2[2_454]	1.92	0.28

5.3 Torsion angles [i](#)

5.3.1 Protein backbone [i](#)

In the following table, the Percentiles column shows the percent Ramachandran outliers of the chain as a percentile score with respect to all X-ray entries followed by that with respect to entries of similar resolution.

The Analysed column shows the number of residues for which the backbone conformation was analysed, and the total number of residues.

Mol	Chain	Analysed	Favoured	Allowed	Outliers	Percentiles	
1	A	96/136 (71%)	69 (72%)	27 (28%)	0	100	100
1	E	96/136 (71%)	70 (73%)	25 (26%)	1 (1%)	15	54
1	K	96/136 (71%)	69 (72%)	27 (28%)	0	100	100
1	O	96/136 (71%)	69 (72%)	27 (28%)	0	100	100
2	B	77/103 (75%)	56 (73%)	18 (23%)	3 (4%)	3	26
2	F	77/103 (75%)	56 (73%)	18 (23%)	3 (4%)	3	26
2	L	77/103 (75%)	55 (71%)	19 (25%)	3 (4%)	3	26
2	P	77/103 (75%)	57 (74%)	17 (22%)	3 (4%)	3	26
3	C	101/130 (78%)	72 (71%)	27 (27%)	2 (2%)	7	40
3	G	101/130 (78%)	71 (70%)	28 (28%)	2 (2%)	7	40
3	M	101/130 (78%)	72 (71%)	27 (27%)	2 (2%)	7	40
3	Q	102/130 (78%)	73 (72%)	27 (26%)	2 (2%)	7	40
4	D	93/126 (74%)	72 (77%)	18 (19%)	3 (3%)	4	30
4	H	92/126 (73%)	74 (80%)	16 (17%)	2 (2%)	6	37
4	N	93/126 (74%)	73 (78%)	18 (19%)	2 (2%)	6	37
4	R	94/126 (75%)	72 (77%)	19 (20%)	3 (3%)	4	30
All	All	1469/1980 (74%)	1080 (74%)	358 (24%)	31 (2%)	7	38

All (31) Ramachandran outliers are listed below:

Mol	Chain	Res	Type
3	C	45	ALA
4	D	33	ARG
3	G	45	ALA
3	M	45	ALA
3	Q	45	ALA
4	R	33	ARG

Continued on next page...

Continued from previous page...

Mol	Chain	Res	Type
4	D	104	GLY
4	D	112	SER
4	H	104	GLY
4	H	112	SER
4	N	104	GLY
4	N	112	SER
4	R	104	GLY
4	R	112	SER
2	B	61	PHE
2	F	61	PHE
2	L	61	PHE
2	P	61	PHE
2	B	63	GLU
2	F	63	GLU
2	P	63	GLU
2	L	63	GLU
2	F	65	VAL
3	G	109	PRO
2	P	65	VAL
2	B	65	VAL
3	C	109	PRO
2	L	65	VAL
3	M	109	PRO
3	Q	109	PRO
1	E	46	VAL

5.3.2 Protein sidechains [i](#)

In the following table, the Percentiles column shows the percent sidechain outliers of the chain as a percentile score with respect to all X-ray entries followed by that with respect to entries of similar resolution.

The Analysed column shows the number of residues for which the sidechain conformation was analysed, and the total number of residues.

Mol	Chain	Analysed	Rotameric	Outliers	Percentiles
1	A	85/111 (77%)	82 (96%)	3 (4%)	36 60
1	E	85/111 (77%)	82 (96%)	3 (4%)	36 60
1	K	85/111 (77%)	83 (98%)	2 (2%)	49 69
1	O	85/111 (77%)	80 (94%)	5 (6%)	19 46
2	B	64/79 (81%)	63 (98%)	1 (2%)	62 79

Continued on next page...

Continued from previous page...

Mol	Chain	Analysed	Rotameric	Outliers	Percentiles	
2	F	64/79 (81%)	61 (95%)	3 (5%)	26	52
2	L	64/79 (81%)	61 (95%)	3 (5%)	26	52
2	P	64/79 (81%)	59 (92%)	5 (8%)	12	38
3	C	82/100 (82%)	77 (94%)	5 (6%)	18	46
3	G	82/100 (82%)	77 (94%)	5 (6%)	18	46
3	M	82/100 (82%)	77 (94%)	5 (6%)	18	46
3	Q	83/100 (83%)	77 (93%)	6 (7%)	14	41
4	D	81/105 (77%)	77 (95%)	4 (5%)	25	51
4	H	80/105 (76%)	74 (92%)	6 (8%)	13	40
4	N	81/105 (77%)	74 (91%)	7 (9%)	10	35
4	R	82/105 (78%)	79 (96%)	3 (4%)	34	59
All	All	1249/1580 (79%)	1183 (95%)	66 (5%)	22	49

All (66) residues with a non-rotameric sidechain are listed below:

Mol	Chain	Res	Type
1	A	81	ASP
1	A	129	ARG
1	A	134	ARG
2	B	73	THR
3	C	24	GLN
3	C	61	GLU
3	C	73	ASN
3	C	81	ARG
3	C	101	THR
4	D	42	TYR
4	D	63	ASN
4	D	85	LYS
4	D	91	SER
1	E	81	ASP
1	E	118	THR
1	E	129	ARG
2	F	73	THR
2	F	92	ARG
2	F	96	THR
3	G	24	GLN
3	G	64	GLU
3	G	74	LYS

Continued on next page...

Continued from previous page...

Mol	Chain	Res	Type
3	G	81	ARG
3	G	101	THR
4	H	42	TYR
4	H	52	THR
4	H	63	ASN
4	H	71	GLU
4	H	85	LYS
4	H	91	SER
1	K	81	ASP
1	K	129	ARG
2	L	73	THR
2	L	92	ARG
2	L	96	THR
3	M	24	GLN
3	M	73	ASN
3	M	74	LYS
3	M	81	ARG
3	M	101	THR
4	N	31	ARG
4	N	42	TYR
4	N	52	THR
4	N	63	ASN
4	N	71	GLU
4	N	85	LYS
4	N	91	SER
1	O	76	GLN
1	O	81	ASP
1	O	118	THR
1	O	129	ARG
1	O	134	ARG
2	P	64	ASN
2	P	73	THR
2	P	79	LYS
2	P	92	ARG
2	P	96	THR
3	Q	15	LYS
3	Q	24	GLN
3	Q	61	GLU
3	Q	73	ASN
3	Q	81	ARG
3	Q	101	THR
4	R	63	ASN

Continued on next page...

Continued from previous page...

Mol	Chain	Res	Type
4	R	85	LYS
4	R	91	SER

Sometimes sidechains can be flipped to improve hydrogen bonding and reduce clashes. All (20) such sidechains are listed below:

Mol	Chain	Res	Type
1	A	68	GLN
2	B	64	ASN
3	C	24	GLN
4	D	63	ASN
4	D	82	HIS
4	D	84	ASN
3	G	24	GLN
3	G	73	ASN
4	H	49	HIS
4	H	63	ASN
1	K	68	GLN
3	M	24	GLN
4	N	49	HIS
4	N	63	ASN
4	N	84	ASN
1	O	76	GLN
2	P	64	ASN
3	Q	24	GLN
4	R	47	GLN
4	R	63	ASN

5.3.3 RNA [i](#)

There are no RNA molecules in this entry.

5.4 Non-standard residues in protein, DNA, RNA chains [i](#)

There are no non-standard protein/DNA/RNA residues in this entry.

5.5 Carbohydrates [i](#)

There are no monosaccharides in this entry.

5.6 Ligand geometry [i](#)

Of 3 ligands modelled in this entry, 3 are monoatomic - leaving 0 for Mogul analysis.

There are no bond length outliers.

There are no bond angle outliers.

There are no chirality outliers.

There are no torsion outliers.

There are no ring outliers.

No monomer is involved in short contacts.

5.7 Other polymers [i](#)

There are no such residues in this entry.

5.8 Polymer linkage issues [i](#)

There are no chain breaks in this entry.

6 Fit of model and data i

6.1 Protein, DNA and RNA chains i

In the following table, the column labelled ‘#RSRZ > 2’ contains the number (and percentage) of RSRZ outliers, followed by percent RSRZ outliers for the chain as percentile scores relative to all X-ray entries and entries of similar resolution. The OWAB column contains the minimum, median, 95th percentile and maximum values of the occupancy-weighted average B-factor per residue. The column labelled ‘Q < 0.9’ lists the number of (and percentage) of residues with an average occupancy less than 0.9.

Mol	Chain	Analysed	<RSRZ>	#RSRZ>2	OWAB(Å ²)	Q<0.9
1	A	98/136 (72%)	-0.89	0 100 100	122, 199, 298, 353	0
1	E	98/136 (72%)	-0.79	0 100 100	105, 171, 255, 277	0
1	K	98/136 (72%)	-0.94	0 100 100	126, 201, 318, 387	0
1	O	98/136 (72%)	-0.85	0 100 100	134, 213, 318, 410	0
2	B	79/103 (76%)	-0.97	0 100 100	120, 189, 248, 326	0
2	F	79/103 (76%)	-0.77	0 100 100	98, 160, 236, 273	0
2	L	79/103 (76%)	-0.90	0 100 100	140, 201, 236, 255	0
2	P	79/103 (76%)	-0.88	0 100 100	152, 201, 274, 305	0
3	C	103/130 (79%)	-0.75	0 100 100	112, 174, 286, 351	0
3	G	103/130 (79%)	-0.93	0 100 100	124, 219, 299, 343	0
3	M	103/130 (79%)	-0.61	0 100 100	113, 189, 314, 351	0
3	Q	104/130 (80%)	-0.64	1 (0%) 82 74	148, 239, 310, 419	0
4	D	95/126 (75%)	-0.60	0 100 100	124, 194, 310, 328	0
4	H	94/126 (74%)	-0.86	0 100 100	123, 224, 344, 402	0
4	N	95/126 (75%)	-0.81	0 100 100	138, 199, 274, 347	0
4	R	96/126 (76%)	-0.55	4 (4%) 36 30	162, 238, 343, 434	0
5	I	355/355 (100%)	-0.85	1 (0%) 94 90	200, 307, 448, 528	0
6	J	355/355 (100%)	-0.83	3 (0%) 86 79	189, 311, 427, 557	0
All	All	2211/2690 (82%)	-0.81	9 (0%) 92 87	98, 231, 377, 557	0

All (9) RSRZ outliers are listed below:

Mol	Chain	Res	Type	RSRZ
4	R	37	TYR	2.9
6	J	110	DT	2.8
4	R	35	GLU	2.8

Continued on next page...

Continued from previous page...

Mol	Chain	Res	Type	RSRZ
4	R	33	ARG	2.8
4	R	36	SER	2.6
6	J	59	DT	2.5
3	Q	29	ARG	2.4
6	J	214	DT	2.4
5	I	137	DC	2.0

6.2 Non-standard residues in protein, DNA, RNA chains [i](#)

There are no non-standard protein/DNA/RNA residues in this entry.

6.3 Carbohydrates [i](#)

There are no monosaccharides in this entry.

6.4 Ligands [i](#)

In the following table, the Atoms column lists the number of modelled atoms in the group and the number defined in the chemical component dictionary. The B-factors column lists the minimum, median, 95th percentile and maximum values of B factors of atoms in the group. The column labelled 'Q<0.9' lists the number of atoms with occupancy less than 0.9.

Mol	Type	Chain	Res	Atoms	RSCC	RSR	B-factors(Å ²)	Q<0.9
8	CA	J	401	1/1	0.87	0.20	110,110,110,110	0
7	K	I	401	1/1	0.92	0.13	147,147,147,147	0
8	CA	M	201	1/1	0.97	0.25	110,110,110,110	0

6.5 Other polymers [i](#)

There are no such residues in this entry.