



## Full wwPDB EM Validation Report ⓘ

Nov 8, 2022 – 06:01 AM EST

PDB ID : 6M99  
EMDB ID : EMD-9050  
Title : In situ structure of transcriptional enzyme complex and asymmetric inner capsid protein of aquareovirus at primed state  
Authors : Ding, K.; Zhou, Z.H.  
Deposited on : 2018-08-23  
Resolution : 3.40 Å(reported)

This is a Full wwPDB EM Validation Report for a publicly released PDB entry.

We welcome your comments at [validation@mail.wwpdb.org](mailto:validation@mail.wwpdb.org)

A user guide is available at

<https://www.wwpdb.org/validation/2017/EMValidationReportHelp>

with specific help available everywhere you see the ⓘ symbol.

The types of validation reports are described at

<http://www.wwpdb.org/validation/2017/FAQs#types>.

---

The following versions of software and data (see [references ⓘ](#)) were used in the production of this report:

EMDB validation analysis : 0.0.1.dev43  
Mogul : 1.8.5 (274361), CSD as541be (2020)  
MolProbity : 4.02b-467  
Percentile statistics : 20191225.v01 (using entries in the PDB archive December 25th 2019)  
MapQ : 1.9.9  
Ideal geometry (proteins) : Engh & Huber (2001)  
Ideal geometry (DNA, RNA) : Parkinson et al. (1996)  
Validation Pipeline (wwPDB-VP) : 2.31.2

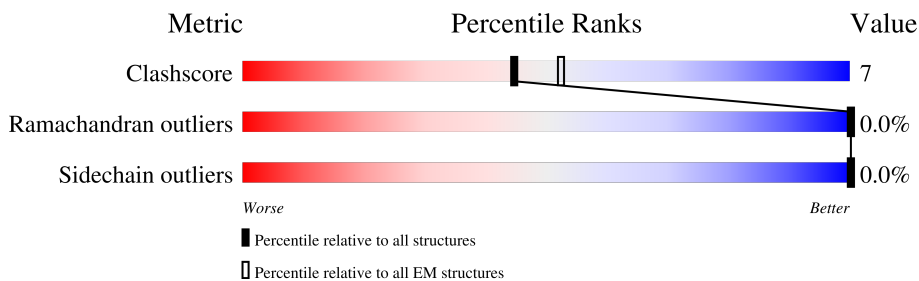
# 1 Overall quality at a glance i

The following experimental techniques were used to determine the structure:

*ELECTRON MICROSCOPY*

The reported resolution of this entry is 3.40 Å.

Percentile scores (ranging between 0-100) for global validation metrics of the entry are shown in the following graphic. The table shows the number of entries on which the scores are based.





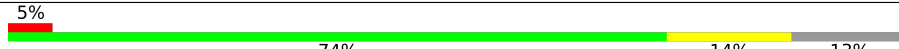
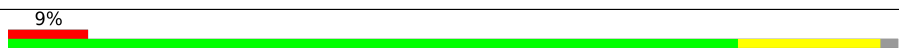
Metric	Whole archive (#Entries)	EM structures (#Entries)
Clashscore	158937	4297
Ramachandran outliers	154571	4023
Sidechain outliers	154315	3826

The table below summarises the geometric issues observed across the polymeric chains and their fit to the map. The red, orange, yellow and green segments of the bar indicate the fraction of residues that contain outliers for  $\geq 3$ , 2, 1 and 0 types of geometric quality criteria respectively. A grey segment represents the fraction of residues that are not modelled. The numeric value for each fraction is indicated below the corresponding segment, with a dot representing fractions  $\leq 5\%$ . The upper red bar (where present) indicates the fraction of residues that have poor fit to the EM map (all-atom inclusion  $< 40\%$ ). The numeric value is given above the bar.

Mol	Chain	Length	Quality of chain
1	A	1274	
2	B	728	
3	C	1214	
3	D	1214	
3	E	1214	
3	F	1214	
3	G	1214	
3	H	1214	

Continued on next page...

*Continued from previous page...*

Mol	Chain	Length	Quality of chain
3	I	1214	
3	J	1214	
3	K	1214	
3	L	1214	

## 2 Entry composition

There are 5 unique types of molecules in this entry. The entry contains 101389 atoms, of which 0 are hydrogens and 0 are deuteriums.

In the tables below, the AltConf column contains the number of residues with at least one atom in alternate conformation and the Trace column contains the number of residues modelled with at most 2 atoms.

- Molecule 1 is a protein called VP2.

Mol	Chain	Residues	Atoms					AltConf	Trace
			Total	C	N	O	S		
1	A	1273	9974	6376	1733	1820	45	0	0

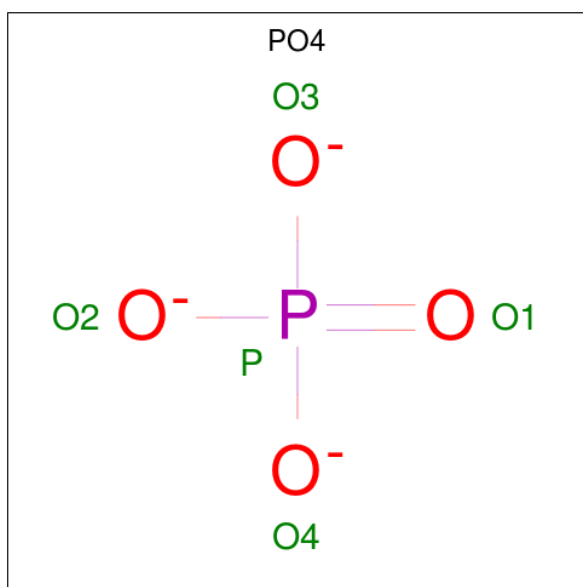
- Molecule 2 is a protein called Putative core protein NTPase/VP5.

Mol	Chain	Residues	Atoms					AltConf	Trace
			Total	C	N	O	S		
2	B	601	4667	2991	809	852	15	0	0

- Molecule 3 is a protein called VP3.

Mol	Chain	Residues	Atoms					AltConf	Trace
			Total	C	N	O	S		
3	C	1096	8474	5404	1456	1563	51	0	0
3	D	1187	9088	5763	1565	1709	51	0	0
3	E	1064	8222	5251	1407	1516	48	0	0
3	F	1187	9088	5763	1565	1709	51	0	0
3	G	1061	8202	5238	1404	1512	48	0	0
3	H	1187	9088	5763	1565	1709	51	0	0
3	I	1061	8202	5238	1404	1512	48	0	0
3	J	1187	9088	5763	1565	1709	51	0	0
3	K	1061	8202	5238	1404	1512	48	0	0
3	L	1187	9088	5763	1565	1709	51	0	0

- Molecule 4 is PHOSPHATE ION (three-letter code: PO4) (formula: O<sub>4</sub>P).



Mol	Chain	Residues	Atoms			AltConf
4	B	1	Total	O	P	0
			5	4	1	


- Molecule 5 is ZINC ION (three-letter code: ZN) (formula: Zn).

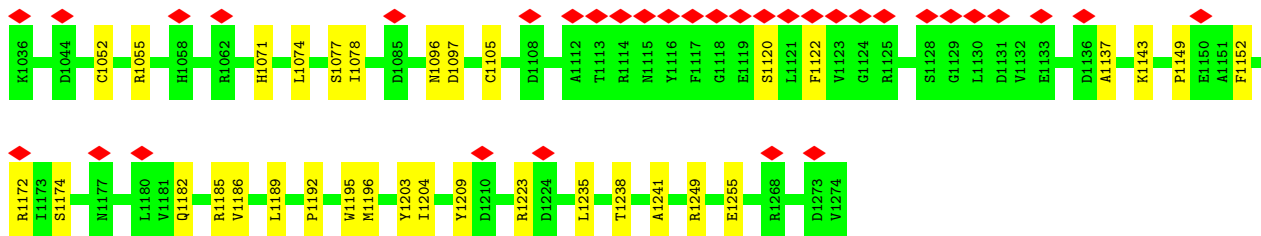
Mol	Chain	Residues	Atoms		AltConf
5	C	1	Total	Zn	0
			1	1	

### 3 Residue-property plots

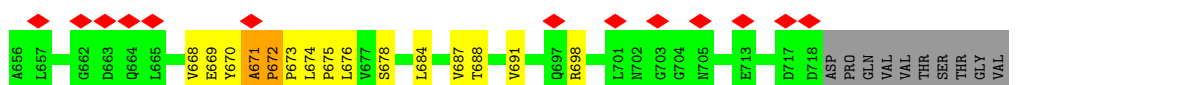
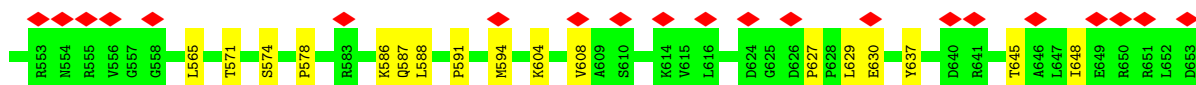
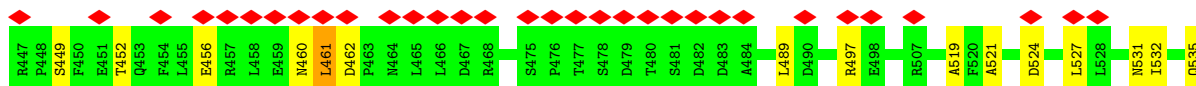
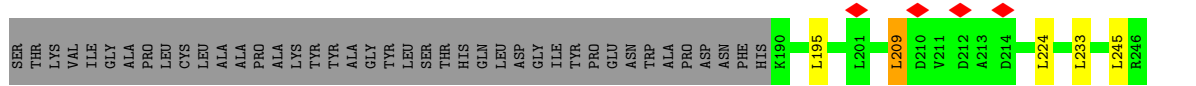
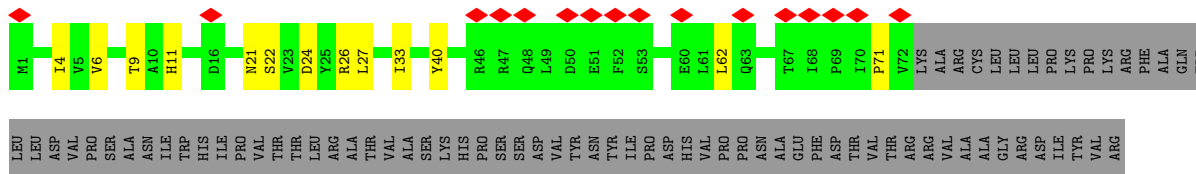
These plots are drawn for all protein, RNA, DNA and oligosaccharide chains in the entry. The first graphic for a chain summarises the proportions of the various outlier classes displayed in the second graphic. The second graphic shows the sequence view annotated by issues in geometry and atom inclusion in map density. Residues are color-coded according to the number of geometric quality criteria for which they contain at least one outlier: green = 0, yellow = 1, orange = 2 and red = 3 or more. A red diamond above a residue indicates a poor fit to the EM map for this residue (all-atom inclusion < 40%). Stretches of 2 or more consecutive residues without any outlier are shown as a green connector. Residues present in the sample, but not in the model, are shown in grey.

- Molecule 1: VP2


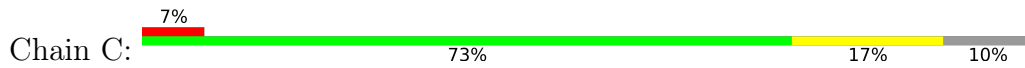


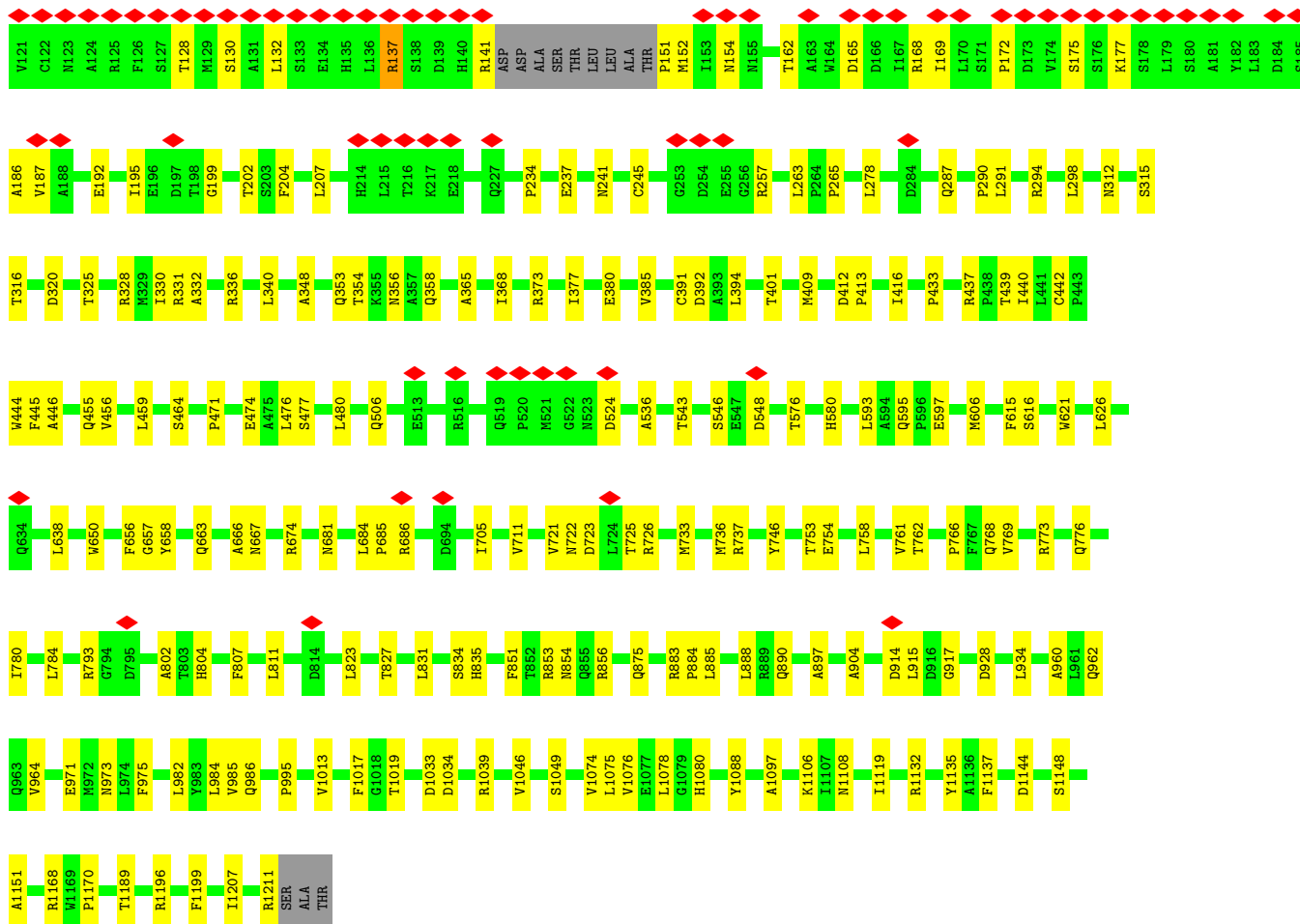


● Molecule 2: Putative core protein NTPase/VP5

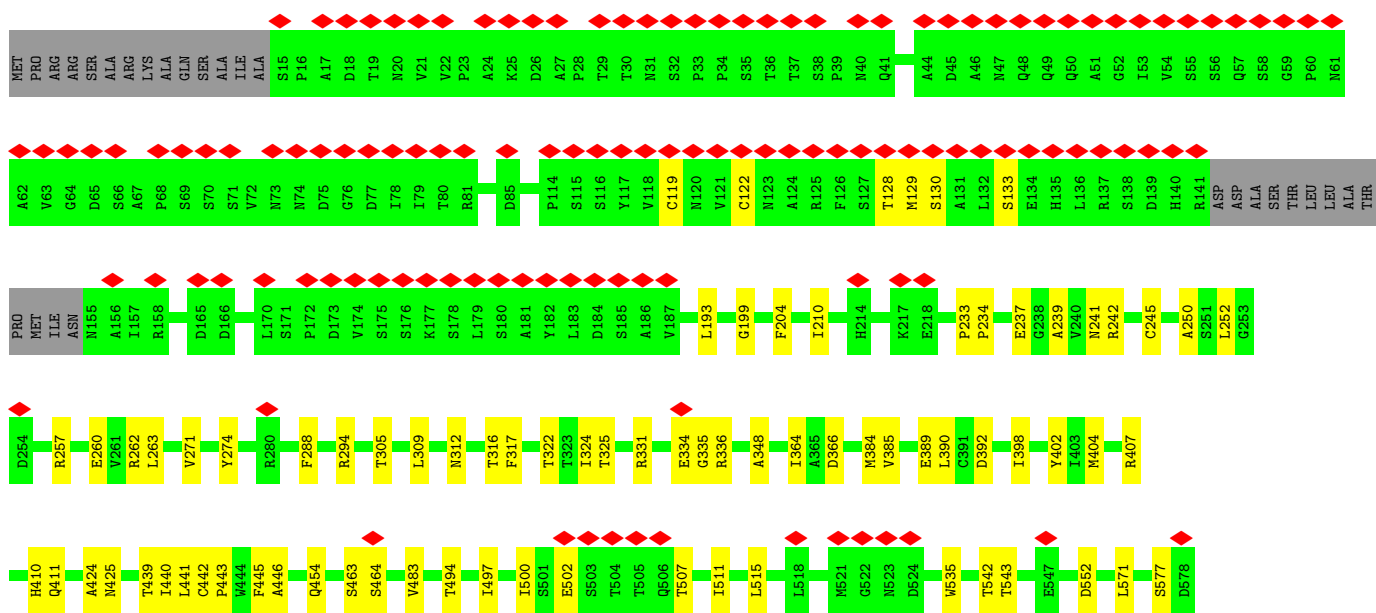
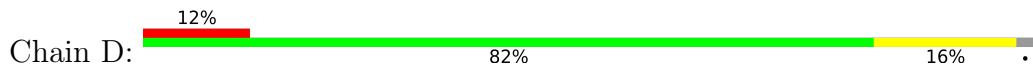


● Molecule 3: VP3

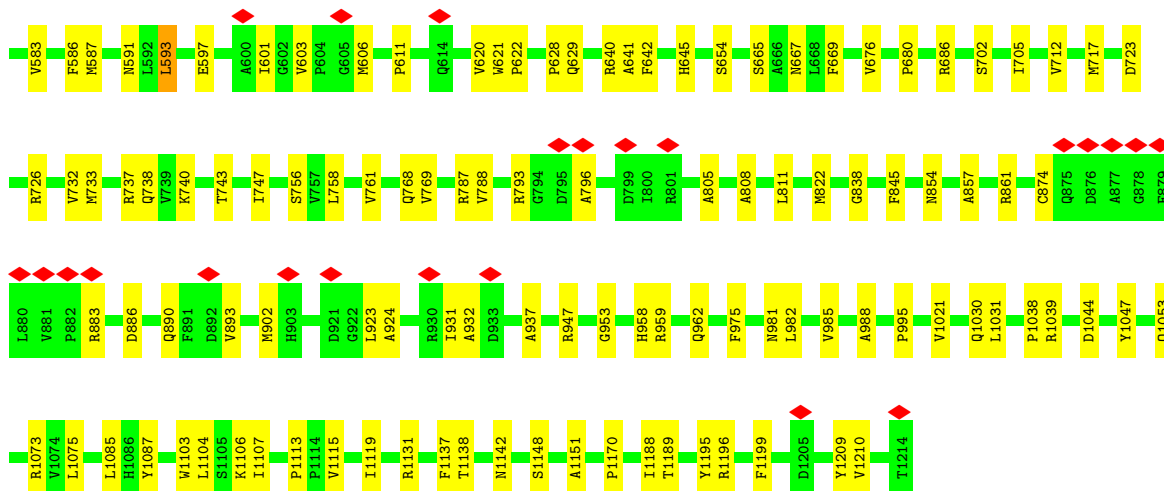





• Molecule 3: VP3

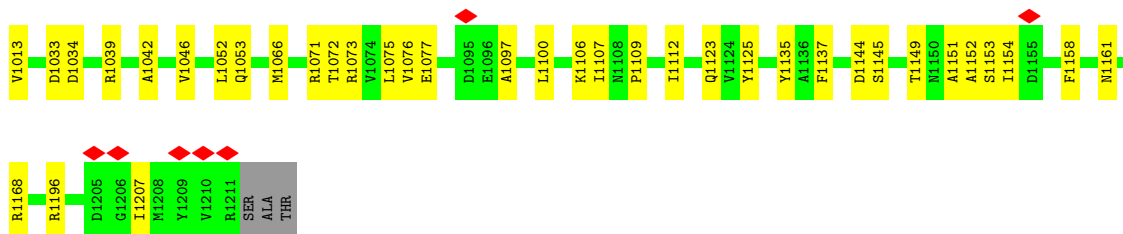




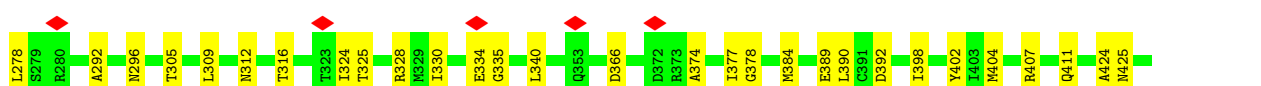
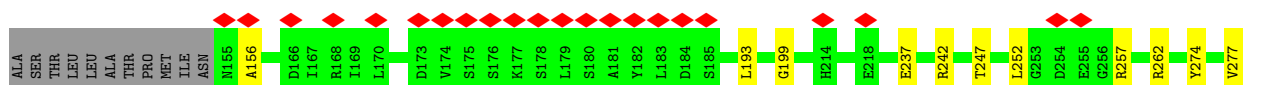
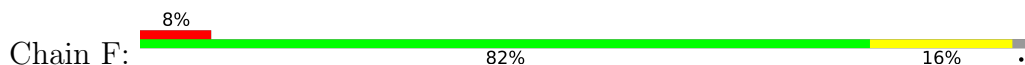


• Molecule 3: VP3

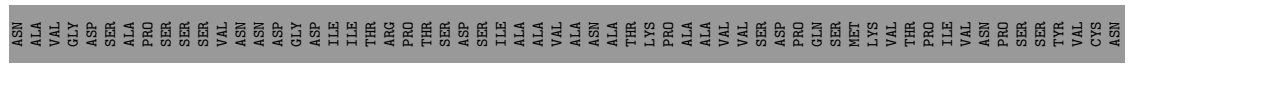
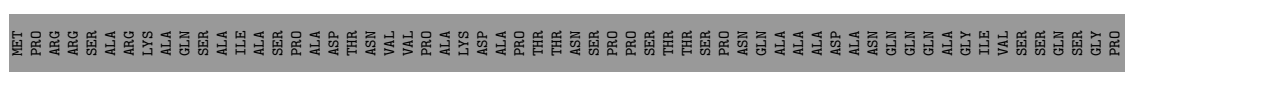


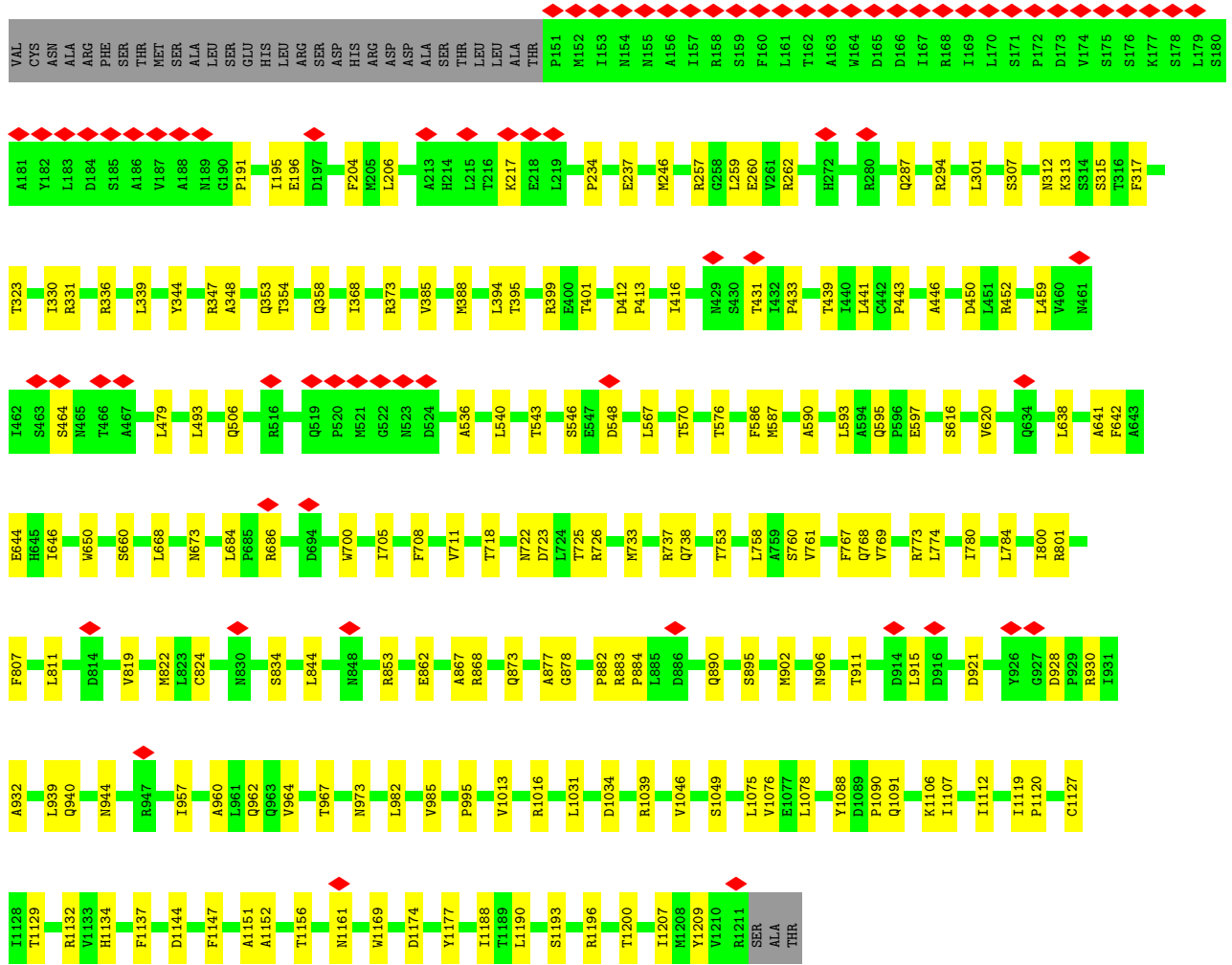


• Molecule 3: VP3

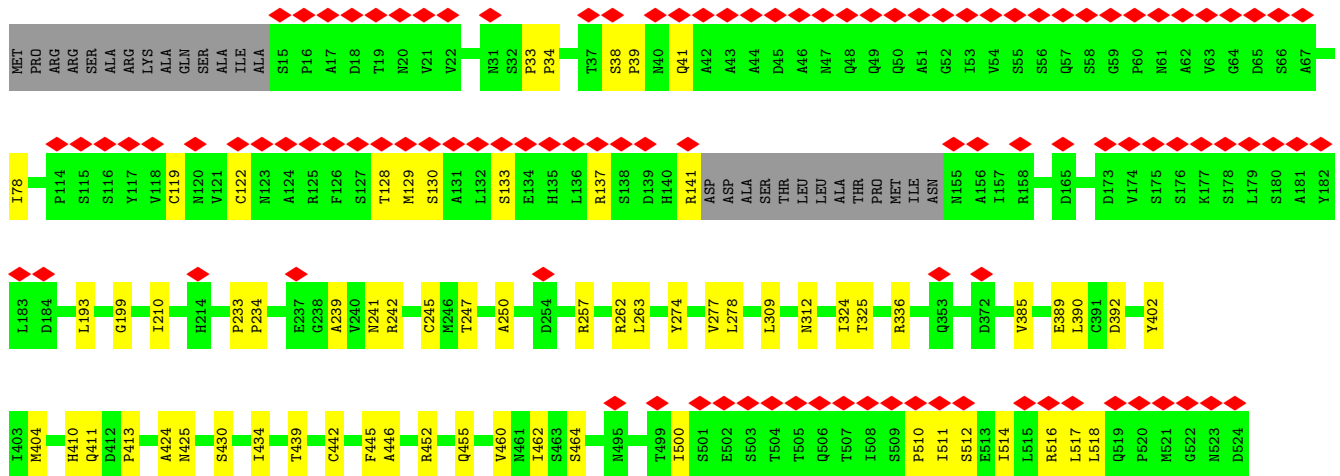
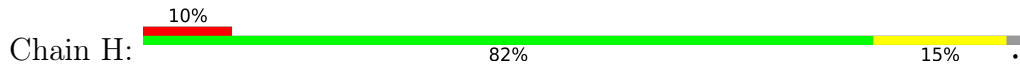


• Molecule 3: VP3






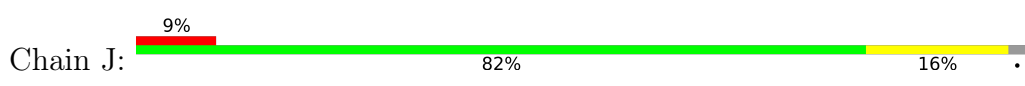
• Molecule 3: VP3



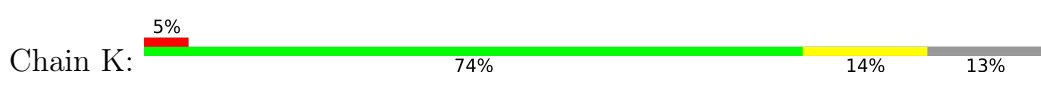





• Molecule 3: VP3

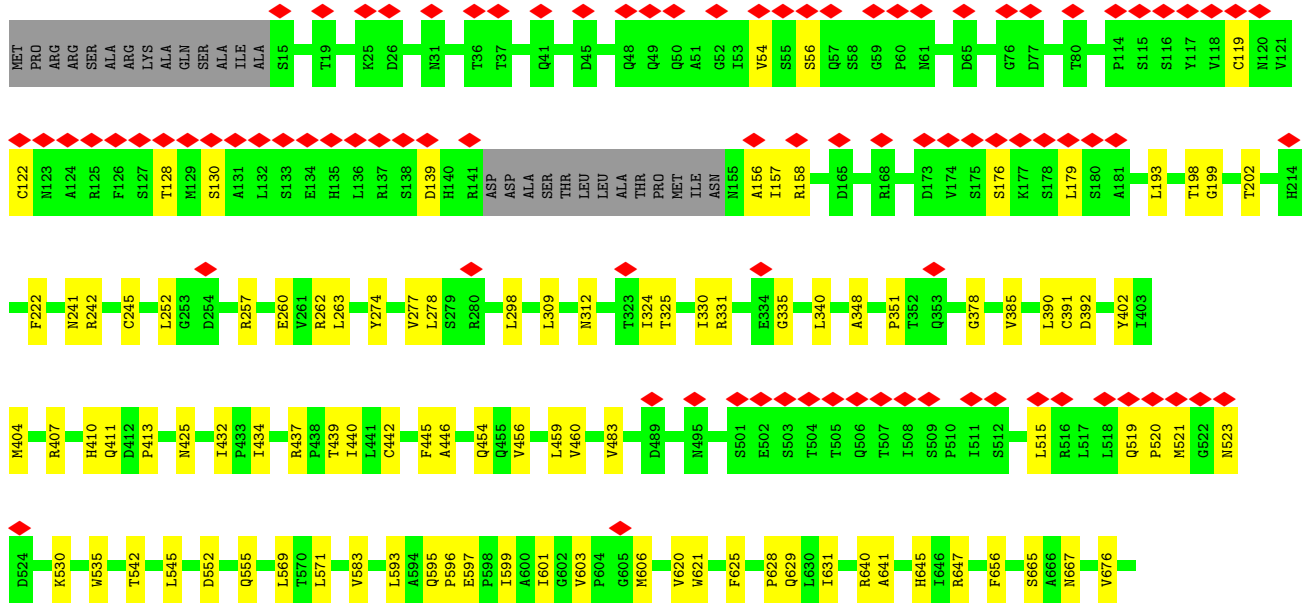
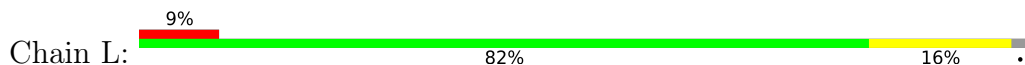


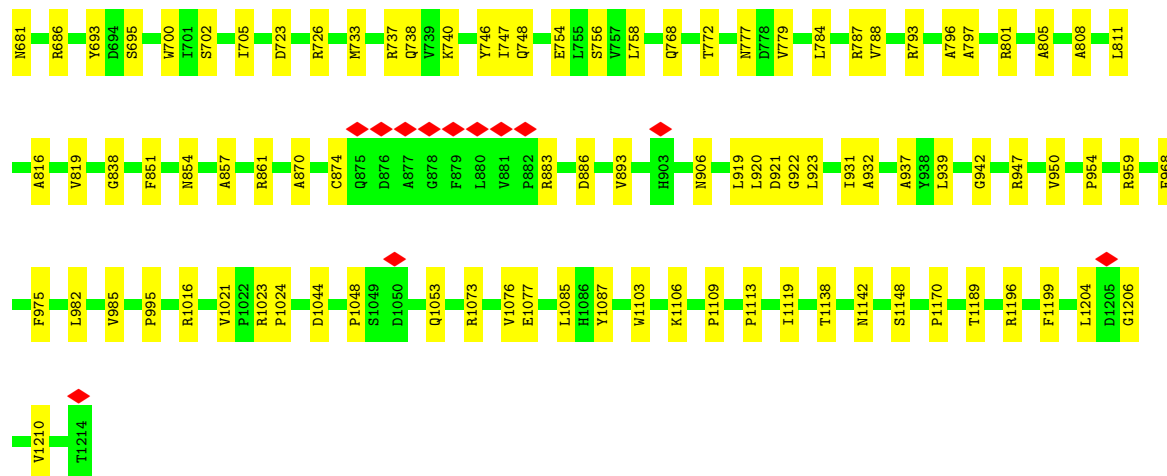
• Molecule 3: VP3





• Molecule 3: VP3





## 4 Experimental information

Property	Value	Source
EM reconstruction method	SINGLE PARTICLE	Depositor
Imposed symmetry	POINT, Not provided	
Number of particles used	73472	Depositor
Resolution determination method	FSC 0.143 CUT-OFF	Depositor
CTF correction method	PHASE FLIPPING AND AMPLITUDE CORRECTION	Depositor
Microscope	FEI TITAN KRIOS	Depositor
Voltage (kV)	300	Depositor
Electron dose ( $e^-/\text{\AA}^2$ )	25	Depositor
Minimum defocus (nm)	Not provided	
Maximum defocus (nm)	Not provided	
Magnification	Not provided	
Image detector	GATAN K2 SUMMIT (4k x 4k)	Depositor
Maximum map value	0.102	Depositor
Minimum map value	-0.051	Depositor
Average map value	0.003	Depositor
Map value standard deviation	0.013	Depositor
Recommended contour level	0.0194	Depositor
Map size (Å)	399.0, 399.0, 399.0	wwPDB
Map dimensions	300, 300, 300	wwPDB
Map angles (°)	90.0, 90.0, 90.0	wwPDB
Pixel spacing (Å)	1.33, 1.33, 1.33	Depositor



## 5 Model quality i

### 5.1 Standard geometry i

Bond lengths and bond angles in the following residue types are not validated in this section: ZN, PO4

The Z score for a bond length (or angle) is the number of standard deviations the observed value is removed from the expected value. A bond length (or angle) with  $|Z| > 5$  is considered an outlier worth inspection. RMSZ is the root-mean-square of all Z scores of the bond lengths (or angles).

Mol	Chain	Bond lengths		Bond angles	
		RMSZ	# Z  >5	RMSZ	# Z  >5
1	A	0.32	0/10258	0.52	0/14016
2	B	0.34	0/4775	0.62	4/6533 (0.1%)
3	C	0.36	0/8692	0.57	0/11907
3	D	0.35	0/9316	0.58	2/12771 (0.0%)
3	E	0.36	0/8435	0.58	1/11561 (0.0%)
3	F	0.36	0/9316	0.57	1/12771 (0.0%)
3	G	0.36	0/8415	0.57	0/11532
3	H	0.36	0/9316	0.57	2/12771 (0.0%)
3	I	0.36	0/8415	0.58	1/11532 (0.0%)
3	J	0.36	0/9316	0.57	1/12771 (0.0%)
3	K	0.36	0/8415	0.58	1/11532 (0.0%)
3	L	0.36	0/9316	0.58	1/12771 (0.0%)
All	All	0.35	0/103985	0.57	14/142468 (0.0%)

There are no bond length outliers.

All (14) bond angle outliers are listed below:

Mol	Chain	Res	Type	Atoms	Z	Observed(°)	Ideal(°)
3	I	219	LEU	CA-CB-CG	8.33	134.46	115.30
3	K	219	LEU	CA-CB-CG	7.91	133.49	115.30
3	F	390	LEU	CA-CB-CG	7.68	132.96	115.30
3	L	390	LEU	CA-CB-CG	7.52	132.60	115.30
3	D	390	LEU	CA-CB-CG	7.17	131.79	115.30
3	D	593	LEU	CA-CB-CG	6.89	131.14	115.30
3	J	390	LEU	CA-CB-CG	6.80	130.93	115.30
3	H	390	LEU	CA-CB-CG	6.14	129.42	115.30
3	E	593	LEU	CA-CB-CG	5.98	129.05	115.30
2	B	461	LEU	CA-CB-CG	5.25	127.39	115.30
2	B	671	ALA	C-N-CD	5.21	139.34	128.40
2	B	209	LEU	CA-CB-CG	5.10	127.04	115.30

*Continued on next page...*

*Continued from previous page...*

Mol	Chain	Res	Type	Atoms	Z	Observed(°)	Ideal(°)
2	B	565	LEU	CA-CB-CG	5.08	126.98	115.30
3	H	919	LEU	CA-CB-CG	5.05	126.92	115.30

There are no chirality outliers.

There are no planarity outliers.

## 5.2 Too-close contacts [i](#)

In the following table, the Non-H and H(model) columns list the number of non-hydrogen atoms and hydrogen atoms in the chain respectively. The H(added) column lists the number of hydrogen atoms added and optimized by MolProbity. The Clashes column lists the number of clashes within the asymmetric unit, whereas Symm-Clashes lists symmetry-related clashes.

Mol	Chain	Non-H	H(model)	H(added)	Clashes	Symm-Clashes
1	A	9974	0	9892	119	0
2	B	4667	0	4778	86	0
3	C	8474	0	8445	135	0
3	D	9088	0	9019	119	0
3	E	8222	0	8201	143	0
3	F	9088	0	9019	122	0
3	G	8202	0	8179	122	0
3	H	9088	0	9019	124	0
3	I	8202	0	8179	125	0
3	J	9088	0	9019	126	0
3	K	8202	0	8179	112	0
3	L	9088	0	9019	124	0
4	B	5	0	0	0	0
5	C	1	0	0	0	0
All	All	101389	0	100948	1365	0

The all-atom clashscore is defined as the number of clashes found per 1000 atoms (including hydrogen atoms). The all-atom clashscore for this structure is 7.

All (1365) close contacts within the same asymmetric unit are listed below, sorted by their clash magnitude.

Atom-1	Atom-2	Interatomic distance (Å)	Clash overlap (Å)
3:J:593:LEU:CD1	3:J:597:GLU:HB2	1.66	1.24
3:L:593:LEU:CD1	3:L:597:GLU:HB2	1.69	1.22
3:J:593:LEU:HD13	3:J:597:GLU:CB	1.69	1.21
3:L:593:LEU:HD13	3:L:597:GLU:CB	1.68	1.21

*Continued on next page...*

*Continued from previous page...*

Atom-1	Atom-2	Interatomic distance (Å)	Clash overlap (Å)
3:L:593:LEU:HD13	3:L:597:GLU:CG	1.68	1.20
3:G:593:LEU:HD13	3:G:597:GLU:HG3	1.18	1.17
3:H:915:LEU:HD22	3:H:919:LEU:HD23	1.19	1.16
3:F:593:LEU:HD13	3:F:597:GLU:CB	1.76	1.15
3:G:593:LEU:HD13	3:G:597:GLU:CG	1.76	1.15
3:H:593:LEU:HD13	3:H:597:GLU:CG	1.78	1.14
3:C:1019:THR:HG22	3:D:1209:TYR:CD2	1.84	1.13
3:I:593:LEU:HD13	3:I:597:GLU:CG	1.78	1.12
3:F:593:LEU:HD13	3:F:597:GLU:CG	1.81	1.10
3:L:593:LEU:HD13	3:L:597:GLU:HB2	1.22	1.10
3:F:593:LEU:HD13	3:F:597:GLU:HB2	1.24	1.09
3:K:593:LEU:HD13	3:K:597:GLU:CG	1.82	1.09
3:F:593:LEU:CD1	3:F:597:GLU:HB2	1.81	1.08
3:E:593:LEU:HD13	3:E:597:GLU:HB2	1.36	1.06
3:I:593:LEU:HD13	3:I:597:GLU:HG3	1.08	1.06
3:G:593:LEU:CD1	3:G:597:GLU:HB2	1.86	1.04
3:K:593:LEU:HD13	3:K:597:GLU:HG3	1.05	1.04
3:H:593:LEU:CD1	3:H:597:GLU:HB2	1.88	1.03
3:H:593:LEU:HD13	3:H:597:GLU:CB	1.90	1.02
3:I:593:LEU:CD1	3:I:597:GLU:HB2	1.94	0.96
3:K:593:LEU:CD1	3:K:597:GLU:HG3	1.94	0.96
3:I:593:LEU:CD1	3:I:597:GLU:HG3	1.96	0.94
3:G:593:LEU:CD1	3:G:597:GLU:HG3	1.99	0.93
2:B:674:LEU:HD23	2:B:674:LEU:H	1.34	0.92
3:H:593:LEU:HD13	3:H:597:GLU:HB2	1.42	0.92
3:J:593:LEU:HD13	3:J:597:GLU:HB2	0.95	0.91
2:B:654:SER:HB2	2:B:672:PRO:HG2	1.53	0.90
2:B:654:SER:CB	2:B:672:PRO:HG2	2.04	0.88
3:G:593:LEU:HD12	3:G:597:GLU:HB2	1.55	0.87
3:H:915:LEU:HD22	3:H:919:LEU:CD2	2.04	0.86
3:G:593:LEU:CD1	3:G:597:GLU:CB	2.55	0.84
3:E:593:LEU:CD1	3:E:597:GLU:HB2	2.06	0.84
3:I:593:LEU:HD12	3:I:597:GLU:HB2	1.56	0.84
3:J:593:LEU:HD13	3:J:597:GLU:CG	2.09	0.81
3:K:593:LEU:CD1	3:K:597:GLU:HB2	2.12	0.80
2:B:654:SER:HA	2:B:672:PRO:HG3	1.62	0.80
2:B:654:SER:HA	2:B:672:PRO:CG	2.12	0.79
3:L:593:LEU:HD12	3:L:593:LEU:O	1.81	0.79
3:L:593:LEU:HD13	3:L:597:GLU:HG3	1.62	0.79
3:I:593:LEU:CD1	3:I:597:GLU:CB	2.60	0.79
3:G:593:LEU:HD13	3:G:597:GLU:CB	2.12	0.78

*Continued on next page...*

*Continued from previous page...*

Atom-1	Atom-2	Interatomic distance (Å)	Clash overlap (Å)
3:G:593:LEU:CD1	3:G:597:GLU:CG	2.61	0.78
3:K:593:LEU:HD12	3:K:597:GLU:HB2	1.67	0.75
3:H:593:LEU:HD13	3:H:597:GLU:HG3	1.65	0.75
3:C:1019:THR:CG2	3:D:1209:TYR:CD2	2.69	0.75
3:F:593:LEU:O	3:F:593:LEU:HD12	1.87	0.74
3:J:593:LEU:HD12	3:J:593:LEU:O	1.88	0.73
3:I:593:LEU:HD13	3:I:597:GLU:CB	2.18	0.73
3:L:1085:LEU:HD13	3:L:1087:TYR:CE1	2.24	0.73
2:B:26:ARG:HD3	2:B:245:LEU:HD11	1.70	0.73
3:C:593:LEU:CD1	3:C:597:GLU:HB2	2.20	0.72
1:A:518:GLU:HB3	2:B:673:PRO:HG3	1.72	0.72
3:I:593:LEU:CD1	3:I:597:GLU:CG	2.63	0.72
2:B:674:LEU:H	2:B:674:LEU:CD2	2.02	0.72
3:L:593:LEU:HD13	3:L:597:GLU:HG2	1.71	0.71
3:E:593:LEU:HD13	3:E:597:GLU:OE1	1.91	0.71
3:I:616:SER:HB3	3:J:723:ASP:HB2	1.73	0.70
3:F:593:LEU:HD13	3:F:597:GLU:HG3	1.70	0.70
3:C:1049:SER:HB2	3:C:1078:LEU:HB3	1.74	0.70
3:H:593:LEU:HD13	3:H:597:GLU:HG2	1.74	0.69
1:A:477:LYS:HD2	2:B:675:PRO:HB3	1.74	0.69
3:K:1078:LEU:HD13	3:K:1081:TYR:HB3	1.75	0.69
3:L:787:ARG:HH12	3:L:923:LEU:HA	1.57	0.68
3:G:593:LEU:HD12	3:G:593:LEU:O	1.94	0.68
3:C:593:LEU:HD13	3:C:597:GLU:CG	2.24	0.68
2:B:62:LEU:HB2	2:B:224:LEU:HD11	1.75	0.67
3:F:787:ARG:HH12	3:F:923:LEU:HA	1.60	0.67
3:H:38:SER:HB2	3:H:41:GLN:HB2	1.77	0.67
3:H:629:GLN:HA	3:H:640:ARG:HH12	1.59	0.67
3:I:416:ILE:HD11	3:I:1207:ILE:HG21	1.75	0.67
3:H:593:LEU:HD12	3:H:593:LEU:O	1.95	0.67
1:A:284:ALA:HA	1:A:288:ARG:HB2	1.77	0.66
3:D:982:LEU:HD11	3:D:1115:VAL:HG11	1.77	0.66
3:L:378:GLY:HA3	3:L:437:ARG:HH22	1.59	0.66
3:I:536:ALA:HA	3:I:768:GLN:HE21	1.58	0.66
3:G:416:ILE:HD11	3:G:1207:ILE:HG21	1.77	0.66
3:K:593:LEU:CD1	3:K:597:GLU:CB	2.73	0.66
3:K:616:SER:HB3	3:L:723:ASP:HB2	1.77	0.66
3:C:616:SER:HB3	3:D:723:ASP:HB2	1.77	0.66
3:E:705:ILE:HG23	3:E:733:MET:HG2	1.77	0.66
3:H:538:ASN:HD22	3:H:771:PHE:HE1	1.44	0.65
3:I:593:LEU:HD12	3:I:593:LEU:O	1.95	0.65

*Continued on next page...*

*Continued from previous page...*

Atom-1	Atom-2	Interatomic distance (Å)	Clash overlap (Å)
3:L:995:PRO:HD2	3:L:1119:ILE:HG12	1.79	0.65
3:I:800:ILE:HG13	3:I:945:VAL:HG21	1.78	0.65
3:K:593:LEU:CD1	3:K:597:GLU:CG	2.66	0.65
3:C:416:ILE:HD11	3:C:1207:ILE:HG21	1.79	0.65
3:F:312:ASN:HB3	3:F:1196:ARG:HD3	1.79	0.65
3:G:616:SER:HB3	3:H:723:ASP:HB2	1.80	0.64
3:G:195:ILE:HD12	3:G:257:ARG:HH11	1.63	0.64
3:L:593:LEU:HD12	3:L:597:GLU:HB2	1.72	0.64
2:B:26:ARG:HH21	2:B:385:CYS:HB2	1.62	0.64
2:B:293:ILE:HG12	2:B:313:THR:HG22	1.80	0.64
3:J:787:ARG:HH12	3:J:923:LEU:HA	1.63	0.64
3:J:982:LEU:HD11	3:J:1115:VAL:HG11	1.80	0.64
3:K:877:ALA:H	3:K:883:ARG:HH12	1.46	0.64
1:A:1122:PHE:O	1:A:1172:ARG:NH2	2.31	0.63
3:F:676:VAL:O	3:F:768:GLN:NE2	2.32	0.63
3:D:995:PRO:HD2	3:D:1119:ILE:HG12	1.80	0.63
3:F:404:MET:SD	3:F:959:ARG:NH2	2.71	0.63
3:C:536:ALA:HA	3:C:768:GLN:HE21	1.62	0.63
3:G:761:VAL:HG11	3:G:844:LEU:HD13	1.81	0.63
2:B:654:SER:HB2	2:B:672:PRO:CG	2.28	0.63
2:B:26:ARG:NH2	2:B:385:CYS:O	2.32	0.63
3:I:761:VAL:HG11	3:I:844:LEU:HD13	1.81	0.62
3:K:593:LEU:HD12	3:K:593:LEU:O	1.98	0.62
3:G:536:ALA:HA	3:G:768:GLN:HE21	1.64	0.62
3:I:890:GLN:O	3:J:686:ARG:NH2	2.33	0.62
3:H:119:CYS:SG	3:H:122:CYS:N	2.73	0.62
3:C:593:LEU:HD13	3:C:597:GLU:HG2	1.81	0.62
3:H:676:VAL:O	3:H:768:GLN:NE2	2.33	0.62
1:A:1052:CYS:SG	1:A:1055:ARG:NH1	2.73	0.62
3:L:593:LEU:CD1	3:L:597:GLU:CB	2.46	0.62
3:C:316:THR:HG23	3:C:332:ALA:HB3	1.81	0.62
3:J:241:ASN:HD22	3:J:1148:SER:HB3	1.65	0.62
3:C:298:LEU:HD12	3:C:885:LEU:HD12	1.82	0.62
3:D:676:VAL:O	3:D:768:GLN:NE2	2.33	0.62
3:C:287:GLN:NE2	3:C:1106:LYS:O	2.33	0.62
3:G:315:SER:HB2	3:G:331:ARG:HD2	1.81	0.62
3:E:786:ALA:HB2	3:E:804:HIS:HA	1.80	0.61
1:A:1077:SER:HA	1:A:1249:ARG:HA	1.82	0.61
3:J:676:VAL:O	3:J:768:GLN:NE2	2.33	0.61
3:E:616:SER:HB3	3:F:723:ASP:HB2	1.83	0.61
3:H:514:ILE:HA	3:H:517:LEU:HB3	1.81	0.61

*Continued on next page...*

*Continued from previous page...*

Atom-1	Atom-2	Interatomic distance (Å)	Clash overlap (Å)
3:F:411:GLN:HB2	3:F:445:PHE:HB2	1.81	0.61
1:A:181:ARG:NH2	1:A:255:GLU:OE2	2.34	0.61
3:J:425:ASN:ND2	3:J:756:SER:OG	2.32	0.61
3:C:117:TYR:HB3	3:C:132:LEU:HD22	1.83	0.61
3:J:629:GLN:HA	3:J:640:ARG:HH12	1.64	0.61
3:E:982:LEU:HB3	3:E:1076:VAL:HB	1.82	0.61
3:G:1091:GLN:NE2	3:G:1127:CYS:SG	2.74	0.61
1:A:63:SER:HA	1:A:66:HIS:HD2	1.67	0.60
1:A:42:ARG:NH2	1:A:152:ASP:OD2	2.34	0.60
3:I:413:PRO:HA	3:I:416:ILE:HG12	1.82	0.60
3:L:676:VAL:O	3:L:768:GLN:NE2	2.35	0.60
3:D:119:CYS:SG	3:D:122:CYS:N	2.75	0.60
3:F:995:PRO:HD2	3:F:1119:ILE:HG12	1.82	0.60
3:K:684:LEU:HD22	3:K:753:THR:HG21	1.84	0.60
1:A:591:ASP:HB2	1:A:778:ASP:HB3	1.83	0.60
3:J:242:ARG:HH12	3:J:1085:LEU:HD21	1.66	0.60
3:L:404:MET:SD	3:L:959:ARG:NH2	2.75	0.60
3:I:1049:SER:HB2	3:I:1078:LEU:HB3	1.84	0.60
3:K:416:ILE:HD11	3:K:1207:ILE:HG21	1.83	0.60
3:L:521:MET:HB2	3:L:523:ASN:HB3	1.84	0.60
3:H:542:THR:HG23	3:H:808:ALA:HB3	1.84	0.60
1:A:570:THR:HG21	1:A:1196:MET:HB3	1.83	0.59
3:D:242:ARG:HH12	3:D:1085:LEU:HD21	1.67	0.59
3:D:787:ARG:HH12	3:D:923:LEU:HA	1.66	0.59
3:G:940:GLN:HE21	3:G:944:ASN:HB3	1.67	0.59
3:C:616:SER:O	3:D:726:ARG:NH2	2.35	0.59
3:E:862:GLU:HG2	3:E:957:ILE:HD12	1.83	0.59
3:I:603:VAL:HG21	3:I:620:VAL:HG12	1.84	0.59
3:K:940:GLN:HE21	3:K:944:ASN:HB3	1.66	0.59
3:I:257:ARG:HG2	3:I:310:LYS:HZ2	1.67	0.59
2:B:674:LEU:HD23	2:B:674:LEU:N	2.11	0.59
3:K:800:ILE:HG13	3:K:945:VAL:HG21	1.83	0.59
3:E:287:GLN:NE2	3:E:1106:LYS:O	2.35	0.59
3:H:199:GLY:O	3:H:1196:ARG:NH2	2.35	0.59
3:H:1048:PRO:HA	3:H:1077:GLU:HB2	1.85	0.59
3:H:404:MET:SD	3:H:959:ARG:NH2	2.75	0.59
3:I:315:SER:HB2	3:I:331:ARG:HD2	1.84	0.59
3:K:1091:GLN:NE2	3:K:1127:CYS:SG	2.76	0.59
1:A:515:ILE:O	1:A:541:GLN:NE2	2.35	0.59
3:L:241:ASN:HD22	3:L:1148:SER:HB3	1.67	0.59
1:A:107:LEU:HB2	1:A:114:GLY:HA2	1.85	0.59

*Continued on next page...*

*Continued from previous page...*

Atom-1	Atom-2	Interatomic distance (Å)	Clash overlap (Å)
3:H:324:ILE:HG23	3:H:325:THR:HG23	1.84	0.59
2:B:336:ARG:NH1	2:B:369:THR:O	2.34	0.59
3:I:784:LEU:HD22	3:I:800:ILE:HG22	1.84	0.59
3:K:593:LEU:HD13	3:K:597:GLU:CB	2.33	0.59
3:K:1045:TRP:HB2	3:K:1074:VAL:HG12	1.84	0.59
2:B:654:SER:CA	2:B:672:PRO:CG	2.81	0.58
3:E:1053:GLN:HB3	3:E:1109:PRO:HA	1.85	0.58
3:F:407:ARG:NH1	3:F:440:ILE:O	2.36	0.58
3:H:995:PRO:HD2	3:H:1119:ILE:HG12	1.84	0.58
3:K:294:ARG:HB3	3:K:890:GLN:HB2	1.85	0.58
1:A:468:SER:HB2	1:A:522:GLY:H	1.68	0.58
3:D:629:GLN:HA	3:D:640:ARG:HH12	1.67	0.58
3:L:312:ASN:HB3	3:L:1196:ARG:HD3	1.84	0.58
3:J:119:CYS:SG	3:J:122:CYS:N	2.76	0.58
1:A:42:ARG:HG2	1:A:155:ARG:HE	1.66	0.58
2:B:397:PRO:O	2:B:535:GLN:NE2	2.36	0.58
3:C:762:THR:O	3:C:853:ARG:NH2	2.36	0.58
3:G:877:ALA:H	3:G:883:ARG:HH12	1.51	0.58
3:H:425:ASN:ND2	3:H:756:SER:OG	2.36	0.58
3:D:241:ASN:HD22	3:D:1148:SER:HB3	1.68	0.58
3:D:1170:PRO:HD2	3:D:1189:THR:HG23	1.86	0.58
3:H:511:ILE:HA	3:H:514:ILE:HG22	1.84	0.58
3:C:971:GLU:OE2	3:C:1168:ARG:NH1	2.36	0.58
3:E:237:GLU:HB3	3:E:1152:ALA:HB2	1.86	0.58
3:F:657:GLY:HA2	3:F:674:ARG:HA	1.86	0.58
3:D:389:GLU:OE2	3:D:1196:ARG:NH2	2.34	0.58
3:C:328:ARG:HG2	3:C:368:ILE:HG23	1.85	0.58
3:E:603:VAL:HG11	3:E:620:VAL:HG12	1.84	0.58
3:C:409:MET:HB2	3:C:445:PHE:H	1.68	0.57
3:D:404:MET:SD	3:D:959:ARG:NH2	2.77	0.57
3:I:705:ILE:HG21	3:I:737:ARG:HB2	1.86	0.57
3:K:1053:GLN:HB3	3:K:1109:PRO:HA	1.85	0.57
3:L:459:LEU:O	3:L:801:ARG:NH2	2.34	0.57
2:B:254:LYS:HB3	3:C:336:ARG:HH12	1.70	0.57
2:B:461:LEU:HD12	2:B:462:ASP:HB2	1.85	0.57
3:F:500:ILE:HD13	3:F:732:VAL:HG22	1.86	0.57
3:G:705:ILE:HG21	3:G:737:ARG:HB2	1.86	0.57
3:J:542:THR:HG23	3:J:808:ALA:HB3	1.86	0.57
3:C:175:SER:OG	3:C:177:LYS:NZ	2.38	0.57
3:C:856:ARG:HH12	3:C:915:LEU:HD13	1.69	0.57
3:E:890:GLN:O	3:F:686:ARG:NH2	2.37	0.57

*Continued on next page...*

*Continued from previous page...*

Atom-1	Atom-2	Interatomic distance (Å)	Clash overlap (Å)
3:G:294:ARG:HB3	3:G:890:GLN:HB2	1.85	0.57
3:H:919:LEU:HD12	3:H:920:LEU:CB	2.34	0.57
1:A:1137:ALA:HA	1:A:1186:VAL:HG12	1.86	0.57
3:C:593:LEU:HD12	3:C:593:LEU:O	2.04	0.57
3:E:392:ASP:N	3:E:392:ASP:OD1	2.37	0.57
3:K:705:ILE:HG21	3:K:737:ARG:HB2	1.87	0.57
3:E:416:ILE:HD11	3:E:1207:ILE:HG21	1.85	0.57
2:B:655:ARG:HB3	2:B:671:ALA:HB3	1.87	0.57
3:K:760:SER:O	3:K:853:ARG:NH1	2.38	0.57
3:L:705:ILE:HG21	3:L:737:ARG:HB2	1.86	0.57
2:B:461:LEU:HD12	2:B:462:ASP:N	2.19	0.57
3:F:389:GLU:OE2	3:F:1196:ARG:NH2	2.36	0.57
3:J:1048:PRO:HA	3:J:1077:GLU:HB2	1.86	0.57
3:F:805:ALA:HB2	3:G:433:PRO:HB3	1.86	0.56
3:J:324:ILE:HG23	3:J:325:THR:HG23	1.87	0.56
3:K:513:GLU:OE1	3:K:516:ARG:NH1	2.38	0.56
3:K:784:LEU:HD22	3:K:800:ILE:HG22	1.88	0.56
3:C:165:ASP:O	3:C:168:ARG:NH2	2.38	0.56
3:E:1033:ASP:OD2	3:E:1039:ARG:NH1	2.38	0.56
3:F:242:ARG:HH12	3:F:1085:LEU:HD21	1.70	0.56
3:G:705:ILE:HG23	3:G:733:MET:HB3	1.86	0.56
3:G:890:GLN:O	3:H:686:ARG:NH2	2.38	0.56
1:A:1204:ILE:HG12	1:A:1238:THR:HG21	1.85	0.56
3:K:315:SER:HB2	3:K:331:ARG:HD2	1.87	0.56
3:L:324:ILE:HG23	3:L:325:THR:HG23	1.88	0.56
3:E:616:SER:O	3:F:726:ARG:NH2	2.39	0.56
3:I:527:ALA:HB1	3:I:813:VAL:HG13	1.87	0.56
3:F:705:ILE:HG21	3:F:737:ARG:HB2	1.88	0.56
3:F:514:ILE:HA	3:F:517:LEU:HB3	1.88	0.56
3:I:518:LEU:HD23	3:I:820:VAL:HG22	1.88	0.56
3:C:195:ILE:HD12	3:C:257:ARG:HH11	1.71	0.56
3:C:1019:THR:HG22	3:D:1209:TYR:CG	2.38	0.56
3:F:571:LEU:HD11	3:F:705:ILE:HD11	1.88	0.56
3:G:413:PRO:HA	3:G:416:ILE:HG12	1.87	0.56
3:L:1048:PRO:HA	3:L:1077:GLU:HB2	1.87	0.56
3:C:439:THR:HB	3:C:1199:PHE:HA	1.88	0.56
3:F:1096:GLU:OE2	3:F:1132:ARG:NH2	2.36	0.56
3:L:535:TRP:HH2	3:L:747:ILE:HD11	1.69	0.56
1:A:1120:SER:O	1:A:1182:GLN:NE2	2.39	0.55
2:B:256:THR:HG21	3:C:315:SER:HB3	1.88	0.55
3:D:723:ASP:OD1	3:D:726:ARG:NH2	2.39	0.55

*Continued on next page...*



*Continued from previous page...*

Atom-1	Atom-2	Interatomic distance (Å)	Clash overlap (Å)
3:I:723:ASP:OD1	3:I:726:ARG:NH2	2.40	0.55
3:J:257:ARG:NH1	3:J:309:LEU:O	2.37	0.55
3:C:506:GLN:NE2	3:E:501:SER:OG	2.39	0.55
3:C:1033:ASP:OD2	3:C:1039:ARG:NH1	2.39	0.55
3:J:245:CYS:HB3	3:J:263:LEU:HD12	1.88	0.55
3:K:616:SER:O	3:L:726:ARG:NH2	2.40	0.55
3:C:433:PRO:HB3	3:L:805:ALA:HB2	1.87	0.55
3:E:479:LEU:HD23	3:E:758:LEU:HD22	1.87	0.55
3:H:128:THR:HG22	3:H:130:SER:H	1.71	0.55
3:H:312:ASN:HB3	3:H:1196:ARG:HD3	1.87	0.55
3:C:684:LEU:HD22	3:C:753:THR:HG21	1.88	0.55
3:D:425:ASN:ND2	3:D:756:SER:OG	2.37	0.55
3:G:452:ARG:HE	3:G:668:LEU:HD23	1.71	0.55
3:J:995:PRO:HD2	3:J:1119:ILE:HG12	1.88	0.55
1:A:839:LEU:O	1:A:1096:ASN:ND2	2.40	0.55
3:F:1170:PRO:HD2	3:F:1189:THR:HG23	1.88	0.55
3:H:245:CYS:HB3	3:H:263:LEU:HD12	1.87	0.55
3:I:871:VAL:HG11	3:I:930:ARG:HA	1.88	0.55
3:K:1049:SER:HB2	3:K:1078:LEU:HB3	1.89	0.55
2:B:654:SER:CA	2:B:672:PRO:HG2	2.36	0.55
3:C:331:ARG:HH22	3:C:1196:ARG:HG3	1.71	0.55
3:D:439:THR:HB	3:D:1199:PHE:HD1	1.72	0.55
3:I:1012:ARG:NH1	3:I:1040:ASP:OD1	2.40	0.55
3:J:705:ILE:HG21	3:J:737:ARG:HB2	1.87	0.55
3:L:628:PRO:O	3:L:640:ARG:NH1	2.40	0.55
3:E:723:ASP:OD1	3:E:726:ARG:NH2	2.40	0.55
3:H:257:ARG:NH1	3:H:309:LEU:O	2.40	0.55
1:A:717:VAL:HG21	1:A:722:LEU:HD23	1.88	0.55
3:C:186:ALA:HB1	3:C:917:GLY:HA2	1.89	0.55
3:C:444:TRP:HB3	3:C:851:PHE:HB3	1.88	0.55
3:D:324:ILE:HG23	3:D:325:THR:HG23	1.88	0.55
3:F:425:ASN:ND2	3:F:756:SER:OG	2.38	0.55
3:H:514:ILE:HG12	3:H:518:LEU:HB2	1.88	0.55
3:I:616:SER:O	3:J:726:ARG:NH2	2.40	0.55
3:J:392:ASP:OD1	3:J:392:ASP:N	2.39	0.55
3:E:1046:VAL:HG13	3:E:1075:LEU:HD22	1.88	0.55
3:L:242:ARG:NH2	3:L:1087:TYR:OH	2.40	0.55
3:L:702:SER:OG	3:L:737:ARG:NH1	2.40	0.55
3:C:1017:PHE:CB	3:C:1019:THR:HG23	2.37	0.55
3:H:705:ILE:HG21	3:H:737:ARG:HB2	1.88	0.55
3:E:684:LEU:HD22	3:E:753:THR:HG21	1.88	0.54

*Continued on next page...*

*Continued from previous page...*

Atom-1	Atom-2	Interatomic distance (Å)	Clash overlap (Å)
3:E:795:ASP:OD1	3:F:737:ARG:NH1	2.38	0.54
1:A:714:PRO:O	1:A:723:LYS:NZ	2.40	0.54
3:F:988:ALA:HA	3:F:1133:VAL:HG12	1.90	0.54
3:G:395:THR:HG22	3:G:399:ARG:HE	1.73	0.54
3:H:595:GLN:HB2	3:I:686:ARG:HB2	1.88	0.54
3:L:874:CYS:HB3	3:L:893:VAL:HG21	1.89	0.54
2:B:291:ASP:O	2:B:386:ALA:N	2.36	0.54
3:K:536:ALA:HA	3:K:768:GLN:HE21	1.72	0.54
3:D:316:THR:OG1	3:D:334:GLU:OE2	2.26	0.54
3:G:353:GLN:NE2	3:G:358:GLN:OE1	2.41	0.54
3:G:878:GLY:H	3:G:883:ARG:HH22	1.55	0.54
3:I:159:SER:O	3:I:519:GLN:NE2	2.41	0.54
3:K:195:ILE:HD12	3:K:257:ARG:HH11	1.73	0.54
3:L:625:PHE:O	3:L:647:ARG:NH2	2.40	0.54
3:C:595:GLN:HB3	3:E:738:GLN:HG3	1.90	0.54
3:D:193:LEU:O	3:D:402:TYR:OH	2.24	0.54
2:B:668:VAL:HG23	2:B:691:VAL:HG21	1.89	0.54
3:D:407:ARG:NH1	3:D:440:ILE:O	2.37	0.54
3:E:667:ASN:HB2	3:E:672:SER:HA	1.88	0.54
3:F:119:CYS:SG	3:F:122:CYS:N	2.76	0.54
3:J:389:GLU:OE2	3:J:1196:ARG:NH2	2.33	0.54
3:L:119:CYS:SG	3:L:122:CYS:N	2.80	0.54
2:B:352:MET:O	2:B:586:LYS:NZ	2.41	0.54
2:B:540:SER:HB3	2:B:578:PRO:HB2	1.90	0.54
3:C:392:ASP:OD1	3:C:392:ASP:N	2.40	0.54
3:E:485:PRO:HB3	3:E:831:LEU:HD21	1.89	0.54
3:G:1046:VAL:HA	3:G:1075:LEU:HB3	1.90	0.54
3:K:543:THR:O	3:K:576:THR:OG1	2.26	0.54
3:C:137:ARG:NH1	3:C:162:THR:OG1	2.40	0.54
3:D:705:ILE:HG21	3:D:737:ARG:HB2	1.90	0.54
3:E:626:LEU:HD21	3:E:776:GLN:HE21	1.73	0.54
3:H:1091:GLN:NE2	3:H:1127:CYS:SG	2.78	0.54
3:L:629:GLN:HA	3:L:640:ARG:HH12	1.72	0.54
2:B:432:GLU:H	2:B:688:THR:HG23	1.73	0.54
3:C:287:GLN:NE2	3:C:1108:ASN:OD1	2.40	0.54
3:F:384:MET:SD	3:F:1195:TYR:OH	2.62	0.54
3:K:1147:PHE:HE1	3:K:1169:TRP:HE1	1.56	0.54
3:D:593:LEU:HD13	3:D:597:GLU:OE2	2.08	0.53
3:G:620:VAL:HG11	3:H:718:THR:HG21	1.90	0.53
3:G:1147:PHE:HE1	3:G:1169:TRP:HE1	1.56	0.53
3:J:411:GLN:HB2	3:J:445:PHE:HB2	1.90	0.53

*Continued on next page...*

*Continued from previous page...*

Atom-1	Atom-2	Interatomic distance (Å)	Clash overlap (Å)
3:L:793:ARG:HD3	3:L:797:ALA:H	1.73	0.53
3:L:1170:PRO:HD2	3:L:1189:THR:HG23	1.89	0.53
1:A:133:ARG:HG3	1:A:675:SER:HB3	1.89	0.53
1:A:211:VAL:HA	1:A:216:ALA:HA	1.88	0.53
3:D:665:SER:OG	3:D:667:ASN:OD1	2.26	0.53
3:E:867:ALA:HB1	3:E:902:MET:HG3	1.90	0.53
3:K:1078:LEU:CD1	3:K:1081:TYR:HB3	2.37	0.53
1:A:163:VAL:O	1:A:846:ARG:NH2	2.42	0.53
3:C:187:VAL:HG13	3:C:856:ARG:HG3	1.91	0.53
3:J:330:ILE:HD12	3:J:340:LEU:HD11	1.90	0.53
3:K:353:GLN:NE2	3:K:358:GLN:OE1	2.41	0.53
2:B:655:ARG:H	2:B:672:PRO:HD3	1.74	0.53
3:E:556:SER:OG	3:G:738:GLN:O	2.27	0.53
1:A:618:VAL:HG12	3:C:471:PRO:HG3	1.91	0.53
3:C:1017:PHE:HB3	3:C:1019:THR:HG23	1.91	0.53
3:H:439:THR:HB	3:H:1199:PHE:HD1	1.73	0.53
3:H:593:LEU:HD12	3:H:597:GLU:HB2	1.84	0.53
3:I:260:GLU:OE1	3:I:262:ARG:NH2	2.41	0.53
3:I:982:LEU:HB3	3:I:1076:VAL:HB	1.90	0.53
3:L:193:LEU:O	3:L:402:TYR:OH	2.27	0.53
3:C:580:HIS:HD2	3:C:621:TRP:HE1	1.57	0.53
3:C:1046:VAL:HG13	3:C:1075:LEU:HD22	1.90	0.53
3:F:982:LEU:HD11	3:F:1115:VAL:HG11	1.90	0.53
3:I:294:ARG:HB3	3:I:890:GLN:HB2	1.90	0.53
3:J:657:GLY:HA2	3:J:674:ARG:HA	1.91	0.53
3:I:705:ILE:HG23	3:I:733:MET:HB3	1.90	0.53
3:J:460:VAL:HG11	3:J:923:LEU:HD12	1.90	0.53
3:H:578:ASP:HB3	3:H:581:SER:HB2	1.91	0.53
2:B:6:VAL:HG23	2:B:209:LEU:HD11	1.91	0.53
3:F:439:THR:HB	3:F:1199:PHE:HD1	1.74	0.53
3:G:431:THR:HB	3:G:1209:TYR:HB3	1.91	0.53
1:A:458:ARG:HH22	1:A:987:TYR:HB2	1.74	0.53
1:A:492:LYS:HE2	1:A:494:SER:HB2	1.91	0.53
2:B:629:LEU:HD13	2:B:698:ARG:HD3	1.90	0.53
3:E:543:THR:HG22	3:E:811:LEU:HB2	1.89	0.53
3:E:550:PHE:HA	3:E:569:LEU:HD11	1.91	0.53
3:C:543:THR:O	3:C:576:THR:OG1	2.26	0.52
3:C:721:VAL:O	3:E:727:ARG:NH2	2.42	0.52
3:D:628:PRO:O	3:D:640:ARG:NH1	2.41	0.52
3:K:890:GLN:O	3:L:686:ARG:NH2	2.42	0.52
3:E:580:HIS:HD2	3:E:621:TRP:HE1	1.56	0.52

*Continued on next page...*

*Continued from previous page...*

Atom-1	Atom-2	Interatomic distance (Å)	Clash overlap (Å)
3:E:722:ASN:HB2	3:E:725:THR:HG22	1.91	0.52
3:H:665:SER:OG	3:H:667:ASN:OD1	2.27	0.52
3:I:441:LEU:HD23	3:I:443:PRO:HD3	1.90	0.52
3:I:940:GLN:HE21	3:I:944:ASN:HB3	1.74	0.52
1:A:285:LEU:O	1:A:357:ARG:NH2	2.43	0.52
2:B:287:LEU:HD21	2:B:318:PRO:HB3	1.91	0.52
3:E:417:VAL:HG11	3:E:432:ILE:HG12	1.91	0.52
3:L:571:LEU:HA	3:L:700:TRP:HE1	1.73	0.52
1:A:80:ARG:O	1:A:133:ARG:NH2	2.42	0.52
3:F:193:LEU:O	3:F:402:TYR:OH	2.26	0.52
3:G:196:GLU:HB3	3:G:313:LYS:HB2	1.91	0.52
3:G:260:GLU:OE1	3:G:262:ARG:NH2	2.43	0.52
3:L:542:THR:HG23	3:L:808:ALA:HB3	1.91	0.52
1:A:411:THR:O	1:A:418:ARG:NH1	2.40	0.52
3:C:890:GLN:O	3:D:686:ARG:NH2	2.42	0.52
3:H:564:TRP:NE1	3:H:729:MET:SD	2.80	0.52
3:H:1170:PRO:HD2	3:H:1189:THR:HG23	1.91	0.52
3:J:702:SER:OG	3:J:737:ARG:NH1	2.42	0.52
3:K:1078:LEU:HD11	3:K:1081:TYR:CD1	2.44	0.52
3:E:413:PRO:HB3	3:E:1207:ILE:HG23	1.91	0.52
3:F:392:ASP:OD1	3:F:392:ASP:N	2.41	0.52
3:G:330:ILE:HG21	3:G:347:ARG:HD2	1.91	0.52
3:I:1053:GLN:HE21	3:I:1112:ILE:HG23	1.74	0.52
3:J:277:VAL:HG12	3:J:278:LEU:HG	1.91	0.52
3:K:884:PRO:HD3	3:K:962:GLN:HE22	1.75	0.52
3:L:425:ASN:ND2	3:L:756:SER:OG	2.42	0.52
3:L:631:ILE:O	3:L:640:ARG:NH1	2.43	0.52
1:A:181:ARG:NH1	1:A:250:MET:O	2.39	0.52
3:F:985:VAL:HG12	3:F:1073:ARG:HB3	1.92	0.52
3:J:413:PRO:HB2	3:J:434:ILE:HD13	1.91	0.52
3:L:139:ASP:OD1	3:L:158:ARG:NH1	2.42	0.52
3:C:1170:PRO:HD2	3:C:1189:THR:HG23	1.92	0.52
3:F:593:LEU:HD13	3:F:597:GLU:HG2	1.85	0.52
3:F:937:ALA:HB2	3:F:947:ARG:HG3	1.92	0.52
2:B:297:GLU:HB3	2:B:379:HIS:HB2	1.92	0.52
3:C:626:LEU:HD21	3:C:776:GLN:HE21	1.75	0.52
3:E:394:LEU:HD11	3:E:964:VAL:HG22	1.92	0.52
3:I:1047:TYR:N	3:I:1075:LEU:O	2.39	0.52
3:K:527:ALA:HB1	3:K:813:VAL:HG13	1.92	0.52
3:L:906:ASN:ND2	3:L:921:ASP:OD1	2.42	0.52
3:C:353:GLN:NE2	3:C:358:GLN:OE1	2.43	0.52

*Continued on next page...*

*Continued from previous page...*

Atom-1	Atom-2	Interatomic distance (Å)	Clash overlap (Å)
3:C:982:LEU:HB3	3:C:1076:VAL:HB	1.92	0.52
3:E:353:GLN:NE2	3:E:358:GLN:OE1	2.43	0.52
3:F:985:VAL:HG22	3:F:1137:PHE:HE1	1.75	0.52
3:G:543:THR:HG22	3:G:811:LEU:HB2	1.92	0.52
3:G:616:SER:O	3:H:726:ARG:NH2	2.43	0.52
3:J:446:ALA:HB3	3:J:854:ASN:HD22	1.75	0.52
3:J:628:PRO:O	3:J:640:ARG:NH1	2.43	0.52
1:A:142:ALA:HB1	1:A:229:VAL:HG21	1.92	0.51
1:A:305:TRP:HE1	1:A:309:ARG:HA	1.73	0.51
3:E:1046:VAL:HA	3:E:1075:LEU:HB3	1.92	0.51
3:G:459:LEU:HB3	3:G:807:PHE:HZ	1.75	0.51
3:E:535:TRP:O	3:E:768:GLN:NE2	2.38	0.51
3:F:510:PRO:HG2	3:F:511:ILE:HD12	1.93	0.51
3:G:906:ASN:ND2	3:G:921:ASP:OD1	2.43	0.51
3:H:452:ARG:NH2	3:H:948:GLU:OE1	2.43	0.51
3:H:464:SER:HB2	3:H:801:ARG:HG2	1.92	0.51
3:H:512:SER:O	3:H:516:ARG:NH1	2.43	0.51
3:H:571:LEU:HD11	3:H:705:ILE:HD11	1.92	0.51
3:I:196:GLU:HB3	3:I:313:LYS:HB2	1.92	0.51
3:D:454:GLN:HE21	3:D:857:ALA:HA	1.74	0.51
3:D:571:LEU:HD11	3:D:705:ILE:HD11	1.92	0.51
3:F:512:SER:O	3:F:516:ARG:NH1	2.43	0.51
3:J:250:ALA:HA	3:J:336:ARG:HH21	1.76	0.51
3:L:883:ARG:HB3	3:L:886:ASP:HB2	1.91	0.51
3:E:778:ASP:HA	3:E:940:GLN:HB3	1.91	0.51
3:G:928:ASP:HB2	3:H:740:LYS:HB2	1.93	0.51
3:H:250:ALA:HA	3:H:336:ARG:HH21	1.75	0.51
3:H:919:LEU:HD12	3:H:920:LEU:N	2.25	0.51
3:I:638:LEU:HD21	3:I:711:VAL:HG13	1.93	0.51
3:L:665:SER:OG	3:L:667:ASN:OD1	2.29	0.51
2:B:411:GLY:O	2:B:548:ASN:ND2	2.43	0.51
3:E:906:ASN:ND2	3:E:919:LEU:O	2.38	0.51
3:I:370:ARG:HA	3:I:387:CYS:HA	1.92	0.51
3:I:543:THR:O	3:I:576:THR:OG1	2.28	0.51
3:K:543:THR:HG22	3:K:811:LEU:HB2	1.93	0.51
3:L:446:ALA:HB3	3:L:854:ASN:HD22	1.74	0.51
3:C:593:LEU:HD13	3:C:597:GLU:HB2	1.92	0.51
3:C:758:LEU:HA	3:C:761:VAL:HG22	1.92	0.51
3:D:441:LEU:HG	3:D:443:PRO:HD3	1.91	0.51
3:E:246:MET:HA	3:E:262:ARG:HA	1.92	0.51
3:E:413:PRO:HA	3:E:416:ILE:HG12	1.92	0.51

*Continued on next page...*

*Continued from previous page...*

Atom-1	Atom-2	Interatomic distance (Å)	Clash overlap (Å)
3:G:982:LEU:HB3	3:G:1076:VAL:HB	1.93	0.51
3:K:1047:TYR:O	3:K:1077:GLU:N	2.41	0.51
1:A:465:ARG:HH21	1:A:536:PRO:HD3	1.75	0.51
1:A:1143:LYS:HE2	1:A:1174:SER:HA	1.93	0.51
3:E:401:THR:HG21	3:E:960:ALA:HB2	1.93	0.51
3:F:199:GLY:O	3:F:1196:ARG:NH2	2.40	0.51
3:G:769:VAL:HG11	3:G:780:ILE:HG21	1.93	0.51
3:L:454:GLN:HE21	3:L:857:ALA:HA	1.76	0.51
3:E:1013:VAL:O	3:E:1034:ASP:N	2.44	0.51
3:I:312:ASN:HB3	3:I:1196:ARG:HG2	1.92	0.51
3:J:483:VAL:HG21	3:J:758:LEU:HD11	1.92	0.51
3:L:245:CYS:HB3	3:L:263:LEU:HD12	1.93	0.51
3:C:446:ALA:H	3:C:854:ASN:HB3	1.76	0.51
3:C:1097:ALA:HB2	3:C:1135:TYR:HE2	1.76	0.51
3:E:972:MET:HB3	3:E:977:VAL:HG23	1.92	0.51
3:H:793:ARG:HD3	3:H:797:ALA:H	1.76	0.51
3:I:1147:PHE:HE1	3:I:1169:TRP:HE1	1.57	0.51
3:J:646:ILE:HG22	3:J:774:LEU:HD21	1.92	0.51
3:K:1053:GLN:HE21	3:K:1112:ILE:HG23	1.75	0.51
3:L:1085:LEU:HD13	3:L:1087:TYR:CZ	2.44	0.51
1:A:523:ILE:HD11	1:A:529:ARG:HB2	1.92	0.50
3:E:597:GLU:OE2	3:E:716:ASN:ND2	2.45	0.50
3:F:542:THR:HG23	3:F:808:ALA:HB3	1.92	0.50
3:G:567:LEU:HA	3:G:708:PHE:HE2	1.76	0.50
3:K:723:ASP:OD1	3:K:726:ARG:NH2	2.44	0.50
3:K:1012:ARG:NH1	3:K:1040:ASP:OD1	2.38	0.50
3:L:257:ARG:NH1	3:L:309:LEU:O	2.39	0.50
3:L:593:LEU:CD1	3:L:593:LEU:O	2.55	0.50
2:B:654:SER:HA	2:B:672:PRO:HG2	1.88	0.50
3:C:373:ARG:HG3	3:C:385:VAL:HG12	1.93	0.50
3:H:1106:LYS:HB2	3:H:1113:PRO:HG3	1.92	0.50
3:L:439:THR:HB	3:L:1199:PHE:HD1	1.76	0.50
3:L:985:VAL:HG12	3:L:1073:ARG:HB3	1.93	0.50
1:A:148:GLN:HE22	1:A:811:TYR:H	1.60	0.50
1:A:1071:HIS:HD2	1:A:1255:GLU:HG3	1.77	0.50
3:D:392:ASP:OD1	3:D:392:ASP:N	2.44	0.50
3:D:593:LEU:CD1	3:D:597:GLU:OE2	2.59	0.50
3:E:210:ILE:O	3:E:239:ALA:N	2.44	0.50
3:E:751:CYS:HA	3:E:754:GLU:HB3	1.93	0.50
3:H:424:ALA:HB2	3:H:845:PHE:HE2	1.76	0.50
3:F:593:LEU:HD12	3:F:597:GLU:HB2	1.83	0.50

*Continued on next page...*

*Continued from previous page...*

Atom-1	Atom-2	Interatomic distance (Å)	Clash overlap (Å)
3:F:788:VAL:O	3:F:793:ARG:NH2	2.45	0.50
3:I:223:THR:HA	3:I:1153:SER:HA	1.92	0.50
3:J:312:ASN:HB3	3:J:1196:ARG:HD3	1.92	0.50
3:L:571:LEU:HD11	3:L:705:ILE:HD11	1.94	0.50
1:A:696:GLU:OE2	1:A:700:ASN:ND2	2.42	0.50
1:A:1203:TYR:OH	1:A:1249:ARG:O	2.28	0.50
3:D:542:THR:HG23	3:D:808:ALA:HB3	1.93	0.50
3:D:586:PHE:HA	3:D:642:PHE:HE2	1.76	0.50
3:F:903:HIS:HD2	3:F:924:ALA:HB1	1.77	0.50
3:H:874:CYS:HB3	3:H:893:VAL:HG21	1.94	0.50
3:K:412:ASP:N	3:K:412:ASP:OD1	2.42	0.50
3:L:198:THR:O	3:L:331:ARG:NH2	2.42	0.50
1:A:200:LYS:HD2	1:A:203:GLY:HA2	1.94	0.50
1:A:386:GLN:O	1:A:390:SER:N	2.43	0.50
3:G:1046:VAL:HG13	3:G:1075:LEU:HD22	1.93	0.50
3:I:167:ILE:HD12	3:I:523:ASN:HA	1.93	0.50
3:J:787:ARG:HB3	3:J:931:ILE:HG22	1.93	0.50
3:L:392:ASP:N	3:L:392:ASP:OD1	2.43	0.50
3:L:1106:LYS:HB2	3:L:1113:PRO:HG3	1.93	0.50
1:A:805:PRO:HB2	1:A:808:GLY:H	1.77	0.50
3:H:277:VAL:HG12	3:H:278:LEU:HG	1.94	0.50
3:L:176:SER:HA	3:L:179:LEU:HD13	1.93	0.50
1:A:67:SER:HB2	1:A:98:SER:HA	1.93	0.50
3:C:312:ASN:HB3	3:C:1196:ARG:HD2	1.94	0.50
3:C:413:PRO:HA	3:C:416:ILE:HG12	1.94	0.50
3:E:223:THR:HA	3:E:1153:SER:HA	1.93	0.50
3:E:278:LEU:HD11	3:E:897:ALA:HA	1.93	0.50
3:H:603:VAL:HG21	3:H:620:VAL:HG13	1.93	0.50
3:I:493:LEU:HB2	3:I:824:CYS:HB2	1.92	0.50
3:J:805:ALA:HB2	3:K:433:PRO:HB3	1.94	0.50
3:J:985:VAL:HG22	3:J:1137:PHE:HE1	1.76	0.50
3:C:412:ASP:N	3:C:412:ASP:OD1	2.45	0.50
3:C:746:TYR:OH	3:C:754:GLU:OE2	2.24	0.50
3:D:543:THR:HA	3:D:811:LEU:HB3	1.93	0.50
3:K:438:PRO:HB2	3:K:439:THR:HG23	1.93	0.50
1:A:694:SER:HA	1:A:697:HIS:HD2	1.77	0.49
2:B:587:GLN:NE2	2:B:676:LEU:HD21	2.27	0.49
3:C:464:SER:HB2	3:D:500:ILE:HG22	1.94	0.49
3:H:446:ALA:HB3	3:H:854:ASN:HD22	1.75	0.49
3:J:793:ARG:HD3	3:J:797:ALA:H	1.76	0.49
3:J:1096:GLU:OE2	3:J:1132:ARG:NH2	2.36	0.49

*Continued on next page...*

*Continued from previous page...*

Atom-1	Atom-2	Interatomic distance (Å)	Clash overlap (Å)
3:K:928:ASP:HB2	3:L:740:LYS:HB2	1.93	0.49
1:A:469:SER:O	1:A:499:GLN:NE2	2.46	0.49
3:C:536:ALA:HB1	3:C:766:PRO:HB3	1.93	0.49
3:E:1052:LEU:HD21	3:E:1107:ILE:HD13	1.94	0.49
3:H:389:GLU:OE2	3:H:1196:ARG:NH2	2.36	0.49
3:I:769:VAL:HG11	3:I:780:ILE:HG21	1.94	0.49
3:J:198:THR:O	3:J:331:ARG:NH2	2.43	0.49
3:L:838:GLY:HA3	3:L:1210:VAL:HG23	1.93	0.49
3:F:1092:ILE:O	3:F:1132:ARG:NH1	2.44	0.49
3:H:985:VAL:HG12	3:H:1073:ARG:HB3	1.94	0.49
3:K:330:ILE:HG21	3:K:347:ARG:HD2	1.93	0.49
1:A:222:PRO:HG2	1:A:225:LYS:HB2	1.94	0.49
1:A:458:ARG:NH2	1:A:984:TYR:O	2.45	0.49
1:A:716:HIS:HD1	1:A:765:CYS:HG	1.59	0.49
2:B:655:ARG:N	2:B:672:PRO:HD3	2.27	0.49
3:D:502:GLU:HB3	3:D:507:THR:HG21	1.95	0.49
3:F:324:ILE:HG23	3:F:325:THR:HG23	1.94	0.49
3:G:1049:SER:HB2	3:G:1078:LEU:HB3	1.95	0.49
3:H:787:ARG:HH12	3:H:923:LEU:HA	1.78	0.49
3:J:874:CYS:HB3	3:J:893:VAL:HG21	1.95	0.49
3:K:793:ARG:HH12	3:L:738:GLN:HG2	1.78	0.49
1:A:1223:ARG:NH1	3:G:506:GLN:O	2.45	0.49
3:I:438:PRO:HB2	3:I:439:THR:HG23	1.92	0.49
3:E:446:ALA:HB1	3:E:450:ASP:HB2	1.93	0.49
3:E:569:LEU:HD23	3:E:815:PRO:HG2	1.95	0.49
3:E:571:LEU:HD22	3:E:819:VAL:HG13	1.94	0.49
3:F:787:ARG:HB3	3:F:931:ILE:HG22	1.95	0.49
3:G:1013:VAL:O	3:G:1034:ASP:N	2.46	0.49
3:H:919:LEU:HD12	3:H:920:LEU:HB2	1.95	0.49
3:J:535:TRP:HH2	3:J:747:ILE:HD11	1.77	0.49
3:J:1138:THR:HG21	3:J:1142:ASN:HD22	1.78	0.49
3:K:1013:VAL:O	3:K:1034:ASP:N	2.46	0.49
3:C:663:GLN:NE2	3:C:854:ASN:OD1	2.46	0.49
3:D:199:GLY:O	3:D:1196:ARG:NH2	2.44	0.49
3:D:874:CYS:HB3	3:D:893:VAL:HG21	1.95	0.49
3:J:384:MET:SD	3:J:1195:TYR:OH	2.63	0.49
1:A:392:LEU:HD23	1:A:393:ARG:HE	1.78	0.49
3:C:769:VAL:HG11	3:C:780:ILE:HG21	1.95	0.49
3:D:861:ARG:HD2	3:D:953:GLY:H	1.78	0.49
3:E:389:GLU:OE2	3:E:1196:ARG:NH2	2.45	0.49
3:F:128:THR:HG22	3:F:130:SER:H	1.76	0.49

*Continued on next page...*



*Continued from previous page...*

Atom-1	Atom-2	Interatomic distance (Å)	Clash overlap (Å)
3:F:502:GLU:OE2	3:F:504:THR:OG1	2.30	0.49
3:H:462:ILE:HG21	3:H:540:LEU:HD11	1.95	0.49
3:H:805:ALA:HB2	3:I:433:PRO:HB3	1.94	0.49
3:I:1013:VAL:O	3:I:1034:ASP:N	2.46	0.49
3:J:193:LEU:O	3:J:402:TYR:OH	2.27	0.49
3:F:629:GLN:HA	3:F:640:ARG:HH12	1.78	0.49
3:G:441:LEU:HD23	3:G:443:PRO:HD3	1.94	0.49
3:H:702:SER:OG	3:H:737:ARG:NH1	2.46	0.49
3:I:394:LEU:HD11	3:I:964:VAL:HG22	1.93	0.49
3:J:603:VAL:HG13	3:J:606:MET:HB2	1.95	0.49
3:K:761:VAL:HG11	3:K:844:LEU:HD13	1.95	0.49
2:B:363:ARG:NH1	3:C:169:ILE:O	2.41	0.49
2:B:527:LEU:HD23	2:B:532:ILE:HD11	1.93	0.49
3:C:1088:TYR:OH	3:C:1132:ARG:NE	2.43	0.49
3:G:867:ALA:HB1	3:G:902:MET:HG3	1.94	0.49
3:G:895:SER:HA	3:G:930:ARG:HD2	1.94	0.49
3:H:1096:GLU:OE2	3:H:1132:ARG:NH2	2.35	0.49
3:L:128:THR:HG22	3:L:130:SER:H	1.78	0.49
3:D:787:ARG:HB3	3:D:931:ILE:HG22	1.95	0.48
3:F:120:ASN:HB2	3:F:136:LEU:HD11	1.95	0.48
3:F:446:ALA:HB3	3:F:854:ASN:HD22	1.78	0.48
3:F:463:SER:OG	3:F:464:SER:N	2.44	0.48
3:F:498:THR:HA	3:F:501:SER:HB3	1.95	0.48
3:F:603:VAL:HG13	3:F:606:MET:HB2	1.95	0.48
3:G:394:LEU:HD11	3:G:964:VAL:HG22	1.94	0.48
3:G:1046:VAL:HG22	3:G:1075:LEU:HD13	1.94	0.48
3:J:1170:PRO:HD2	3:J:1189:THR:HG23	1.95	0.48
3:K:452:ARG:HE	3:K:668:LEU:HD23	1.78	0.48
3:K:906:ASN:ND2	3:K:921:ASP:OD1	2.46	0.48
3:L:456:VAL:HG21	3:L:950:VAL:HG11	1.95	0.48
1:A:1078:ILE:HD11	1:A:1105:CYS:HB3	1.95	0.48
3:E:539:GLY:HA2	3:E:783:VAL:HG21	1.94	0.48
3:E:793:ARG:HG2	3:E:795:ASP:HB2	1.95	0.48
3:F:595:GLN:HB2	3:G:686:ARG:HB2	1.95	0.48
3:H:411:GLN:HB2	3:H:445:PHE:HB2	1.94	0.48
3:J:404:MET:SD	3:J:959:ARG:NH2	2.86	0.48
1:A:467:GLY:HA3	1:A:495:SER:HB2	1.94	0.48
3:C:1211:ARG:HH11	3:L:552:ASP:HA	1.77	0.48
3:E:525:TYR:HE1	3:E:820:VAL:HG13	1.79	0.48
3:E:668:LEU:HD22	3:E:767:PHE:HE1	1.78	0.48
3:F:601:ILE:HG23	3:F:622:PRO:HB3	1.96	0.48

*Continued on next page...*

*Continued from previous page...*

Atom-1	Atom-2	Interatomic distance (Å)	Clash overlap (Å)
3:G:760:SER:O	3:G:853:ARG:NH1	2.46	0.48
3:H:603:VAL:HG13	3:H:606:MET:HB2	1.94	0.48
3:H:985:VAL:HG22	3:H:1137:PHE:HE1	1.78	0.48
3:J:294:ARG:HB3	3:J:890:GLN:HB2	1.95	0.48
3:J:595:GLN:HB2	3:K:686:ARG:HB2	1.95	0.48
3:C:827:THR:HG21	3:C:831:LEU:HD22	1.94	0.48
3:D:937:ALA:HB2	3:D:947:ARG:HG3	1.94	0.48
3:E:793:ARG:HH12	3:F:738:GLN:HA	1.78	0.48
3:E:985:VAL:HG22	3:E:1137:PHE:HE1	1.78	0.48
3:G:985:VAL:HG22	3:G:1137:PHE:HE1	1.78	0.48
3:K:705:ILE:HG23	3:K:733:MET:HB3	1.94	0.48
1:A:911:ASN:OD1	1:A:914:ARG:NH2	2.39	0.48
2:B:654:SER:CB	2:B:672:PRO:CG	2.85	0.48
3:C:543:THR:HG22	3:C:811:LEU:HB2	1.95	0.48
3:C:606:MET:HB3	3:C:615:PHE:HE1	1.77	0.48
3:G:638:LEU:HD21	3:G:711:VAL:HG13	1.95	0.48
3:H:628:PRO:O	3:H:640:ARG:NH1	2.47	0.48
3:J:547:GLU:O	3:K:1211:ARG:NH2	2.47	0.48
3:K:790:PRO:HG3	3:K:803:THR:HB	1.96	0.48
3:K:867:ALA:HB1	3:K:902:MET:HG3	1.95	0.48
1:A:386:GLN:HB2	1:A:389:MET:HB2	1.96	0.48
3:G:439:THR:O	3:G:1200:THR:N	2.45	0.48
3:H:937:ALA:HB2	3:H:947:ARG:HG3	1.96	0.48
3:I:595:GLN:HG2	3:K:738:GLN:HG2	1.94	0.48
3:J:586:PHE:HA	3:J:642:PHE:HE2	1.77	0.48
1:A:472:LEU:HA	1:A:475:ALA:HB3	1.94	0.48
3:C:320:ASP:OD2	3:C:325:THR:OG1	2.29	0.48
3:F:316:THR:OG1	3:F:334:GLU:OE2	2.31	0.48
3:F:938:TYR:HE2	3:F:940:GLN:HE21	1.62	0.48
3:I:1045:TRP:HB2	3:I:1074:VAL:HG12	1.95	0.48
3:J:903:HIS:HD2	3:J:924:ALA:HB1	1.78	0.48
3:L:530:LYS:HD3	3:L:811:LEU:HD21	1.96	0.48
1:A:841:TRP:NE1	1:A:1097:ASP:OD1	2.44	0.48
3:E:777:ASN:O	3:E:942:GLY:N	2.38	0.48
3:E:851:PHE:HA	3:E:854:ASN:HD22	1.78	0.48
3:E:1013:VAL:HG22	3:E:1046:VAL:HB	1.94	0.48
3:F:535:TRP:HH2	3:F:747:ILE:HD11	1.79	0.48
3:G:928:ASP:OD2	3:H:693:TYR:OH	2.25	0.48
3:H:193:LEU:O	3:H:402:TYR:OH	2.30	0.48
3:H:430:SER:HA	3:H:1208:MET:HA	1.95	0.48
3:H:828:GLU:HB3	3:H:831:LEU:HB2	1.96	0.48

*Continued on next page...*

*Continued from previous page...*

Atom-1	Atom-2	Interatomic distance (Å)	Clash overlap (Å)
3:C:394:LEU:HD11	3:C:964:VAL:HG22	1.95	0.48
3:D:410:HIS:CD2	3:D:442:CYS:H	2.31	0.48
3:I:985:VAL:HG22	3:I:1137:PHE:HE1	1.79	0.48
3:J:1021:VAL:HG12	3:K:353:GLN:HB2	1.95	0.48
3:E:423:CYS:HA	3:E:659:GLY:HA2	1.96	0.48
3:E:895:SER:HA	3:E:930:ARG:HD2	1.96	0.48
3:G:246:MET:HA	3:G:262:ARG:HA	1.96	0.48
3:I:928:ASP:HB2	3:J:740:LYS:HB2	1.96	0.48
3:K:413:PRO:HA	3:K:416:ILE:HG12	1.96	0.48
3:L:982:LEU:HB3	3:L:1076:VAL:HB	1.96	0.48
3:C:141:ARG:HA	3:C:154:ASN:HB3	1.96	0.47
3:D:237:GLU:HA	3:D:1151:ALA:HB3	1.96	0.47
3:E:315:SER:HB2	3:E:331:ARG:HD2	1.96	0.47
3:F:374:ALA:HB1	3:F:377:ILE:HD11	1.95	0.47
3:H:551:PRO:HB2	3:H:592:LEU:HD21	1.96	0.47
3:I:392:ASP:N	3:I:392:ASP:OD1	2.47	0.47
3:L:202:THR:HG22	3:L:391:CYS:HA	1.96	0.47
1:A:883:PRO:HG3	1:A:897:CYS:HA	1.96	0.47
2:B:437:ILE:HB	2:B:519:ALA:HA	1.96	0.47
3:C:686:ARG:HG2	3:C:834:SER:HB3	1.94	0.47
3:G:234:PRO:HG3	3:G:348:ALA:HB2	1.96	0.47
3:G:546:SER:OG	3:G:548:ASP:OD1	2.31	0.47
3:G:873:GLN:NE2	3:G:882:PRO:O	2.46	0.47
3:H:596:PRO:HD3	3:I:687:LEU:HD21	1.96	0.47
3:I:567:LEU:HA	3:I:708:PHE:HE2	1.79	0.47
3:I:863:ALA:HB1	3:I:920:LEU:HD22	1.95	0.47
3:F:793:ARG:HD3	3:F:797:ALA:H	1.79	0.47
3:I:401:THR:HG21	3:I:960:ALA:HB2	1.96	0.47
3:C:985:VAL:HG22	3:C:1137:PHE:HE1	1.79	0.47
3:D:128:THR:HG22	3:D:130:SER:H	1.80	0.47
3:D:411:GLN:HB2	3:D:445:PHE:HB2	1.96	0.47
3:D:1138:THR:HG21	3:D:1142:ASN:HD22	1.78	0.47
3:E:1042:ALA:HA	3:E:1072:THR:HB	1.96	0.47
3:F:1021:VAL:HG12	3:G:353:GLN:HB2	1.96	0.47
3:J:665:SER:OG	3:J:667:ASN:OD1	2.29	0.47
3:K:862:GLU:HB3	3:K:957:ILE:HD12	1.96	0.47
3:L:222:PHE:HE1	3:L:351:PRO:HD3	1.79	0.47
1:A:168:ARG:NH2	1:A:177:GLN:O	2.36	0.47
3:C:204:PHE:HE1	3:C:975:PHE:HE1	1.62	0.47
3:C:723:ASP:OD1	3:C:726:ARG:NH2	2.47	0.47
3:G:543:THR:O	3:G:576:THR:OG1	2.31	0.47

*Continued on next page...*

Continued from previous page...

Atom-1	Atom-2	Interatomic distance (Å)	Clash overlap (Å)
1:A:633:VAL:HG12	1:A:645:ARG:HB3	1.95	0.47
3:D:958:HIS:CE1	3:D:962:GLN:HE21	2.33	0.47
3:F:578:ASP:HB3	3:F:581:SER:HB2	1.95	0.47
3:F:743:THR:OG1	3:F:822:MET:O	2.33	0.47
3:G:204:PHE:HE2	3:G:1188:ILE:HG21	1.80	0.47
3:I:431:THR:HB	3:I:1209:TYR:HB3	1.96	0.47
3:K:439:THR:O	3:K:1200:THR:N	2.44	0.47
3:K:769:VAL:HG11	3:K:780:ILE:HG21	1.97	0.47
3:L:222:PHE:HE2	3:L:348:ALA:HB1	1.79	0.47
3:D:463:SER:OG	3:D:464:SER:N	2.45	0.47
3:F:156:ALA:H	3:F:848:ASN:HD22	1.62	0.47
3:F:625:PHE:O	3:F:647:ARG:NH2	2.47	0.47
3:G:723:ASP:OD1	3:G:726:ARG:NH2	2.48	0.47
3:H:392:ASP:OD1	3:H:392:ASP:N	2.46	0.47
3:H:958:HIS:CE1	3:H:962:GLN:HE21	2.32	0.47
3:I:237:GLU:HB3	3:I:1152:ALA:HB2	1.96	0.47
3:I:238:GLY:H	3:I:1151:ALA:HB3	1.80	0.47
3:I:330:ILE:HG21	3:I:347:ARG:HD2	1.97	0.47
3:I:373:ARG:HG3	3:I:385:VAL:HG12	1.97	0.47
3:I:867:ALA:HB1	3:I:902:MET:HG3	1.97	0.47
3:J:618:PRO:O	3:J:776:GLN:NE2	2.42	0.47
3:K:417:VAL:O	3:K:421:ASN:ND2	2.48	0.47
3:K:650:TRP:HD1	3:K:773:ARG:HG3	1.80	0.47
3:L:413:PRO:HB2	3:L:434:ILE:HD13	1.97	0.47
3:L:1085:LEU:CD1	3:L:1087:TYR:CZ	2.98	0.47
1:A:353:ILE:O	1:A:357:ARG:N	2.46	0.47
2:B:645:THR:HA	2:B:648:ILE:HG22	1.97	0.47
3:E:196:GLU:HB3	3:E:313:LYS:HB2	1.96	0.47
3:F:488:LEU:HA	3:F:825:GLY:HA2	1.96	0.47
3:G:646:ILE:HG22	3:G:774:LEU:HD21	1.95	0.47
3:G:650:TRP:HD1	3:G:773:ARG:HG3	1.78	0.47
3:I:746:TYR:OH	3:I:754:GLU:OE1	2.31	0.47
3:J:439:THR:HB	3:J:1199:PHE:HD1	1.80	0.47
3:K:395:THR:HG22	3:K:399:ARG:HE	1.80	0.47
3:L:274:TYR:OH	3:L:975:PHE:O	2.28	0.47
1:A:601:TYR:HA	1:A:605:LEU:HB2	1.96	0.47
2:B:11:HIS:HB2	2:B:391:ILE:HD12	1.97	0.47
3:E:234:PRO:HG3	3:E:348:ALA:HB2	1.96	0.47
3:E:328:ARG:HG2	3:E:368:ILE:HG23	1.95	0.47
3:H:210:ILE:HB	3:H:239:ALA:HB3	1.97	0.47
3:H:601:ILE:HG22	3:H:603:VAL:HG12	1.97	0.47

Continued on next page...

*Continued from previous page...*

Atom-1	Atom-2	Interatomic distance (Å)	Clash overlap (Å)
3:L:603:VAL:HG13	3:L:606:MET:HB2	1.97	0.47
3:D:424:ALA:HB2	3:D:845:PHE:HE2	1.80	0.47
3:D:535:TRP:HH2	3:D:747:ILE:HD11	1.80	0.47
3:E:250:ALA:HB1	3:E:339:LEU:HD21	1.97	0.47
3:J:274:TYR:OH	3:J:975:PHE:O	2.29	0.47
3:K:394:LEU:HD11	3:K:964:VAL:HG22	1.96	0.47
3:L:777:ASN:O	3:L:942:GLY:N	2.45	0.47
1:A:589:ASN:OD1	1:A:589:ASN:N	2.46	0.46
1:A:777:TYR:HB3	1:A:779:ILE:HG13	1.96	0.46
3:C:128:THR:HG22	3:C:130:SER:H	1.80	0.46
3:C:888:LEU:HA	3:C:1080:HIS:HD2	1.80	0.46
1:A:491:VAL:HG11	1:A:977:ILE:HG21	1.96	0.46
3:C:658:TYR:HE1	3:C:667:ASN:HD21	1.63	0.46
3:D:305:THR:HA	3:D:398:ILE:HD13	1.97	0.46
3:F:378:GLY:HA3	3:F:437:ARG:HH22	1.80	0.46
3:I:1170:PRO:HD2	3:I:1189:THR:HG23	1.96	0.46
3:L:599:ILE:HD11	3:L:631:ILE:HG12	1.97	0.46
1:A:40:GLN:HE21	1:A:44:LEU:HB3	1.79	0.46
1:A:262:TYR:HE1	1:A:379:SER:HB2	1.80	0.46
3:C:199:GLY:O	3:C:1196:ARG:NH2	2.47	0.46
3:F:667:ASN:ND2	3:F:671:PRO:O	2.48	0.46
3:G:344:TYR:HB3	3:G:368:ILE:HD11	1.98	0.46
3:G:862:GLU:HB3	3:G:957:ILE:HD12	1.97	0.46
3:H:129:MET:O	3:H:133:SER:N	2.45	0.46
3:H:563:MET:O	3:H:567:LEU:N	2.48	0.46
3:L:199:GLY:O	3:L:1196:ARG:NH2	2.45	0.46
1:A:474:PHE:CE1	2:B:675:PRO:HG3	2.50	0.46
3:C:593:LEU:HD13	3:C:597:GLU:CB	2.45	0.46
3:C:1013:VAL:O	3:C:1034:ASP:N	2.48	0.46
3:D:988:ALA:O	3:D:1131:ARG:NH1	2.49	0.46
3:D:1047:TYR:N	3:D:1075:LEU:O	2.45	0.46
3:G:312:ASN:HB3	3:G:1196:ARG:HG2	1.96	0.46
3:J:1103:TRP:CD1	3:J:1113:PRO:HG2	2.50	0.46
3:K:287:GLN:NE2	3:K:1106:LYS:O	2.48	0.46
3:K:697:MET:HG2	3:K:744:PRO:HA	1.98	0.46
3:L:787:ARG:HB3	3:L:931:ILE:HG22	1.97	0.46
2:B:285:SER:HA	2:B:393:VAL:HB	1.97	0.46
2:B:396:SER:OG	2:B:398:ALA:O	2.34	0.46
2:B:399:MET:N	2:B:535:GLN:OE1	2.40	0.46
2:B:637:TYR:HB2	2:B:684:LEU:HB3	1.98	0.46
3:C:884:PRO:HD3	3:C:962:GLN:HE22	1.81	0.46

*Continued on next page...*

*Continued from previous page...*

Atom-1	Atom-2	Interatomic distance (Å)	Clash overlap (Å)
3:D:252:LEU:HD11	3:D:335:GLY:HA3	1.98	0.46
3:D:1106:LYS:HB2	3:D:1113:PRO:HG3	1.96	0.46
3:E:364:ILE:HG13	3:E:367:ARG:HE	1.80	0.46
3:E:441:LEU:HD23	3:E:443:PRO:HD3	1.97	0.46
3:F:252:LEU:HD11	3:F:335:GLY:HA3	1.98	0.46
3:F:551:PRO:HB2	3:F:592:LEU:HD21	1.96	0.46
3:I:650:TRP:HD1	3:I:773:ARG:HG3	1.81	0.46
3:J:988:ALA:HA	3:J:1133:VAL:HG12	1.98	0.46
3:K:234:PRO:HG3	3:K:348:ALA:HB2	1.97	0.46
3:K:638:LEU:HD21	3:K:711:VAL:HG13	1.96	0.46
2:B:24:ASP:HB3	2:B:27:LEU:HD13	1.97	0.46
3:C:476:LEU:O	3:C:480:LEU:N	2.49	0.46
3:D:242:ARG:NH2	3:D:1087:TYR:OH	2.49	0.46
3:D:981:ASN:HB3	3:D:1075:LEU:HD11	1.96	0.46
3:E:370:ARG:HA	3:E:387:CYS:HA	1.97	0.46
3:I:456:VAL:HG21	3:I:950:VAL:HG11	1.98	0.46
3:J:120:ASN:HB2	3:J:136:LEU:HD11	1.97	0.46
3:K:425:ASN:HD21	3:K:756:SER:HB3	1.80	0.46
2:B:22:SER:HA	2:B:390:ILE:HB	1.97	0.46
2:B:588:LEU:HD22	2:B:687:VAL:HG13	1.98	0.46
3:C:442:CYS:HB2	3:C:444:TRP:CZ3	2.51	0.46
3:D:312:ASN:HB3	3:D:1196:ARG:HD3	1.98	0.46
3:D:1103:TRP:CD1	3:D:1113:PRO:HG2	2.51	0.46
3:E:161:LEU:O	3:E:165:ASP:N	2.41	0.46
3:G:464:SER:HB2	3:H:500:ILE:HG22	1.97	0.46
3:K:995:PRO:HD2	3:K:1119:ILE:HG12	1.98	0.46
1:A:722:LEU:HD21	1:A:762:LEU:HB2	1.98	0.46
3:D:1030:GLN:HG3	3:D:1038:PRO:HB2	1.98	0.46
3:E:219:LEU:N	3:E:1125:TYR:OH	2.43	0.46
3:E:412:ASP:OD1	3:E:412:ASP:N	2.47	0.46
3:F:514:ILE:HG12	3:F:518:LEU:HB2	1.98	0.46
3:G:259:LEU:HD23	3:G:911:THR:HB	1.96	0.46
3:H:657:GLY:HA2	3:H:674:ARG:HA	1.97	0.46
3:I:234:PRO:HG3	3:I:348:ALA:HB2	1.97	0.46
1:A:1182:GLN:HG2	1:A:1185:ARG:HH21	1.81	0.46
2:B:669:GLU:OE1	2:B:670:TYR:N	2.49	0.46
3:D:260:GLU:OE1	3:D:262:ARG:NH2	2.49	0.46
3:E:985:VAL:HG12	3:E:1073:ARG:HB3	1.98	0.46
3:G:493:LEU:HB2	3:G:824:CYS:HB2	1.98	0.46
3:H:601:ILE:HG23	3:H:622:PRO:HB3	1.97	0.46
1:A:548:HIS:CE1	1:A:696:GLU:HG3	2.51	0.46

*Continued on next page...*

*Continued from previous page...*

Atom-1	Atom-2	Interatomic distance (Å)	Clash overlap (Å)
2:B:292:ILE:HG22	2:B:314:ILE:HB	1.98	0.46
2:B:675:PRO:HD2	2:B:678:SER:HB2	1.98	0.46
3:C:234:PRO:HG3	3:C:348:ALA:HB2	1.98	0.46
3:C:928:ASP:HB2	3:D:740:LYS:HB2	1.97	0.46
3:F:460:VAL:HG11	3:F:923:LEU:HD12	1.97	0.46
1:A:1074:LEU:HD21	1:A:1241:ALA:HA	1.98	0.45
3:C:650:TRP:HD1	3:C:773:ARG:HG3	1.81	0.45
3:E:167:ILE:HD12	3:E:170:LEU:HD12	1.98	0.45
3:E:527:ALA:HB1	3:E:813:VAL:HG13	1.97	0.45
3:G:373:ARG:HG3	3:G:385:VAL:HG12	1.98	0.45
3:I:260:GLU:HG2	3:I:307:SER:HB2	1.98	0.45
3:J:861:ARG:HD2	3:J:953:GLY:H	1.80	0.45
3:D:805:ALA:HB2	3:E:433:PRO:HB3	1.98	0.45
3:F:242:ARG:NH2	3:F:1087:TYR:OH	2.49	0.45
3:I:1012:ARG:HH11	3:I:1039:ARG:HB3	1.81	0.45
2:B:21:ASN:HB3	2:B:390:ILE:HG13	1.97	0.45
3:C:456:VAL:HG11	3:C:934:LEU:HB3	1.98	0.45
3:E:174:VAL:HG21	3:E:471:PRO:HG3	1.98	0.45
3:E:489:ASP:OD2	3:E:826:GLN:NE2	2.39	0.45
3:E:1006:ARG:NH1	3:E:1077:GLU:OE1	2.49	0.45
3:G:722:ASN:HB3	3:G:725:THR:HG22	1.99	0.45
3:K:392:ASP:OD1	3:K:392:ASP:N	2.48	0.45
1:A:533:SER:HB3	1:A:669:VAL:HA	1.98	0.45
3:C:237:GLU:HA	3:C:1151:ALA:HB3	1.98	0.45
3:C:802:ALA:O	3:D:737:ARG:NH2	2.49	0.45
3:E:197:ASP:OD2	3:E:399:ARG:NH1	2.49	0.45
3:J:188:ALA:HB3	3:J:763:VAL:HG11	1.98	0.45
3:L:1138:THR:HG21	3:L:1142:ASN:HD22	1.81	0.45
1:A:1249:ARG:HD3	3:E:156:ALA:HB2	1.99	0.45
2:B:321:LEU:HD11	2:B:348:LEU:HB3	1.99	0.45
3:C:401:THR:HG21	3:C:960:ALA:HB2	1.99	0.45
3:C:656:PHE:HB3	3:C:681:ASN:HD21	1.82	0.45
3:D:712:VAL:HA	3:D:717:MET:HG3	1.98	0.45
3:E:260:GLU:OE1	3:E:262:ARG:NH2	2.50	0.45
3:E:1066:MET:HE1	3:E:1071:ARG:HE	1.81	0.45
3:F:328:ARG:NH2	3:F:366:ASP:OD1	2.49	0.45
3:G:237:GLU:HA	3:G:1151:ALA:HB3	1.97	0.45
3:G:336:ARG:HD2	3:G:339:LEU:HD22	1.99	0.45
3:H:241:ASN:HD22	3:H:1148:SER:HB3	1.81	0.45
3:I:536:ALA:HB1	3:I:766:PRO:HB3	1.97	0.45
3:L:723:ASP:OD1	3:L:726:ARG:NH2	2.50	0.45

*Continued on next page...*

*Continued from previous page...*

Atom-1	Atom-2	Interatomic distance (Å)	Clash overlap (Å)
1:A:292:ARG:NH2	1:A:330:SER:OG	2.49	0.45
3:E:1123:GLN:HB2	3:E:1158:PHE:HB3	1.98	0.45
3:F:593:LEU:CD1	3:F:593:LEU:O	2.63	0.45
3:F:1053:GLN:HB3	3:F:1109:PRO:HA	1.98	0.45
3:F:1138:THR:HG21	3:F:1142:ASN:HD22	1.82	0.45
3:I:395:THR:HG22	3:I:399:ARG:HE	1.81	0.45
3:L:793:ARG:HG2	3:L:796:ALA:HA	1.97	0.45
3:L:1053:GLN:HB3	3:L:1109:PRO:HA	1.97	0.45
1:A:743:ILE:HG12	1:A:787:TYR:HD1	1.82	0.45
3:E:193:LEU:O	3:E:402:TYR:OH	2.26	0.45
3:E:221:GLY:O	3:E:224:TRP:NE1	2.50	0.45
3:G:995:PRO:HD2	3:G:1119:ILE:HG12	1.98	0.45
3:J:838:GLY:HA3	3:J:1210:VAL:HG23	1.99	0.45
1:A:320:THR:HA	3:E:481:ARG:HH12	1.81	0.45
1:A:681:PHE:HD2	2:B:531:ASN:HB3	1.82	0.45
3:E:743:THR:HG21	3:E:822:MET:HA	1.98	0.45
3:H:903:HIS:HD2	3:H:924:ALA:HB1	1.82	0.45
3:H:1138:THR:HG21	3:H:1142:ASN:HD22	1.82	0.45
3:L:1103:TRP:CD1	3:L:1113:PRO:HG2	2.52	0.45
1:A:346:LEU:HB3	1:A:349:ILE:HD12	1.98	0.45
3:C:413:PRO:HB3	3:C:1207:ILE:HG23	1.99	0.45
3:D:611:PRO:HD3	3:E:429:ASN:HB2	1.98	0.45
3:F:601:ILE:HG22	3:F:603:VAL:HG12	1.98	0.45
3:H:743:THR:OG1	3:H:822:MET:O	2.34	0.45
3:I:758:LEU:HA	3:I:761:VAL:HG22	1.98	0.45
3:K:973:ASN:HB2	3:K:1144:ASP:HB3	1.99	0.45
3:L:601:ILE:HG22	3:L:603:VAL:HG12	1.99	0.45
3:C:657:GLY:HA2	3:C:674:ARG:HA	1.99	0.45
3:C:705:ILE:HG23	3:C:733:MET:HB3	1.98	0.45
3:D:838:GLY:HA3	3:D:1210:VAL:HG23	1.99	0.45
3:F:257:ARG:NH1	3:F:309:LEU:O	2.44	0.45
3:F:702:SER:OG	3:F:737:ARG:NH1	2.50	0.45
3:I:969:MET:O	3:I:979:ARG:NH2	2.50	0.45
3:J:571:LEU:HD11	3:J:705:ILE:HD11	1.99	0.45
3:J:899:ALA:O	3:J:903:HIS:N	2.45	0.45
3:J:985:VAL:HG12	3:J:1073:ARG:HB3	1.99	0.45
2:B:407:THR:HG22	2:B:521:ALA:HB3	1.99	0.44
3:C:354:THR:HG22	3:C:356:ASN:H	1.83	0.44
3:J:26:ASP:O	3:J:30:THR:OG1	2.29	0.44
3:J:237:GLU:HB3	3:J:1152:ALA:HB2	1.98	0.44
1:A:729:MET:HA	1:A:734:ASN:HD22	1.81	0.44

*Continued on next page...*



*Continued from previous page...*

Atom-1	Atom-2	Interatomic distance (Å)	Clash overlap (Å)
2:B:233:LEU:HD22	3:C:192:GLU:HG2	1.98	0.44
3:C:995:PRO:HD2	3:C:1119:ILE:HG12	1.97	0.44
3:D:654:SER:HB3	3:D:680:PRO:HA	1.99	0.44
3:F:665:SER:OG	3:F:667:ASN:OD1	2.29	0.44
3:F:903:HIS:CD2	3:F:924:ALA:HB1	2.53	0.44
3:F:1103:TRP:CD1	3:F:1113:PRO:HG2	2.53	0.44
3:H:242:ARG:NH2	3:H:1087:TYR:OH	2.50	0.44
3:J:650:TRP:HD1	3:J:773:ARG:HG3	1.82	0.44
3:L:937:ALA:HB2	3:L:947:ARG:HG3	1.98	0.44
3:C:984:LEU:HB2	3:C:1074:VAL:HG13	1.98	0.44
3:D:271:VAL:HG23	3:D:288:PHE:HB3	1.99	0.44
3:F:330:ILE:HD12	3:F:340:LEU:HD11	1.98	0.44
3:H:595:GLN:OE1	3:I:686:ARG:N	2.50	0.44
3:I:656:PHE:HB3	3:I:681:ASN:HD22	1.83	0.44
3:J:413:PRO:HG2	3:J:440:ILE:HD11	1.99	0.44
3:J:514:ILE:HA	3:J:517:LEU:HB2	1.99	0.44
3:J:530:LYS:HD3	3:J:811:LEU:HD21	1.99	0.44
3:K:983:TYR:HE2	3:K:1139:SER:HB3	1.82	0.44
2:B:357:THR:HG22	2:B:364:SER:HA	1.98	0.44
3:D:883:ARG:HB3	3:D:886:ASP:HB2	1.98	0.44
3:E:493:LEU:HD13	3:E:820:VAL:HA	2.00	0.44
3:E:543:THR:O	3:E:576:THR:OG1	2.35	0.44
3:F:26:ASP:O	3:F:30:THR:OG1	2.30	0.44
3:J:788:VAL:HG23	3:J:932:ALA:HB3	1.99	0.44
3:L:277:VAL:HG12	3:L:278:LEU:HG	1.98	0.44
3:L:816:ALA:HA	3:L:819:VAL:HG12	1.99	0.44
1:A:477:LYS:HG3	1:A:478:VAL:HG13	1.99	0.44
1:A:1182:GLN:HA	1:A:1185:ARG:HE	1.82	0.44
3:C:245:CYS:HB3	3:C:263:LEU:HD13	2.00	0.44
3:D:446:ALA:HB3	3:D:854:ASN:HD22	1.81	0.44
3:D:601:ILE:HG22	3:D:603:VAL:HG12	2.00	0.44
3:D:758:LEU:HA	3:D:761:VAL:HG22	2.00	0.44
3:L:784:LEU:HD13	3:L:939:LEU:HD13	2.00	0.44
3:G:479:LEU:HD23	3:G:758:LEU:HD22	1.98	0.44
3:G:973:ASN:HB2	3:G:1144:ASP:HB2	2.00	0.44
3:H:1078:LEU:HD22	3:H:1081:TYR:HB3	1.99	0.44
3:J:439:THR:HB	3:J:1199:PHE:HA	2.00	0.44
3:L:260:GLU:OE1	3:L:262:ARG:NH2	2.51	0.44
1:A:123:ASP:O	1:A:127:LEU:N	2.41	0.44
1:A:469:SER:O	1:A:495:SER:OG	2.28	0.44
3:C:330:ILE:HD11	3:C:340:LEU:HD11	1.99	0.44

*Continued on next page...*

*Continued from previous page...*

Atom-1	Atom-2	Interatomic distance (Å)	Clash overlap (Å)
3:D:543:THR:HG23	3:D:577:SER:H	1.83	0.44
3:E:650:TRP:HD1	3:E:773:ARG:HG3	1.83	0.44
3:G:595:GLN:HG2	3:I:738:GLN:HG2	1.99	0.44
3:I:195:ILE:HD12	3:I:257:ARG:HH11	1.82	0.44
3:I:995:PRO:HD2	3:I:1119:ILE:HG12	1.99	0.44
3:J:705:ILE:HG23	3:J:733:MET:HB3	2.00	0.44
3:J:1053:GLN:HB3	3:J:1109:PRO:HA	1.99	0.44
3:L:861:ARG:NH1	3:L:954:PRO:O	2.50	0.44
3:D:245:CYS:HB3	3:D:263:LEU:HD12	2.00	0.44
3:G:317:PHE:HD2	3:G:373:ARG:HH21	1.64	0.44
3:I:452:ARG:HE	3:I:668:LEU:HD23	1.82	0.44
3:K:238:GLY:H	3:K:1151:ALA:HB3	1.83	0.44
3:K:1019:THR:HG23	3:K:1032:ILE:HB	2.00	0.44
3:L:593:LEU:HB2	3:L:596:PRO:HG2	1.99	0.44
3:L:641:ALA:O	3:L:645:HIS:N	2.50	0.44
1:A:706:GLU:HB2	1:A:731:ILE:HD13	1.99	0.44
2:B:608:VAL:HG13	2:B:630:GLU:HB2	2.00	0.44
3:D:641:ALA:O	3:D:645:HIS:N	2.49	0.44
3:E:203:SER:HB3	3:E:247:THR:HG22	1.99	0.44
3:E:670:ILE:HG12	3:E:676:VAL:HG13	2.00	0.44
3:G:412:ASP:OD1	3:G:412:ASP:N	2.50	0.44
3:G:819:VAL:HA	3:G:822:MET:HB3	1.99	0.44
3:H:903:HIS:CD2	3:H:924:ALA:HB1	2.53	0.44
3:J:995:PRO:HB3	3:J:1137:PHE:HA	2.00	0.44
1:A:281:VAL:HG11	1:A:341:LEU:HD21	1.99	0.43
1:A:1022:ASP:O	1:A:1026:LYS:N	2.51	0.43
3:D:985:VAL:HG22	3:D:1137:PHE:HE1	1.83	0.43
3:E:473:VAL:HG11	3:E:811:LEU:HD11	1.99	0.43
3:E:801:ARG:HG3	3:E:939:LEU:HD13	2.00	0.43
3:F:669:PHE:HD2	3:F:769:VAL:HG12	1.83	0.43
3:G:586:PHE:HA	3:G:642:PHE:HE2	1.83	0.43
3:G:1174:ASP:HB3	3:G:1177:TYR:HB2	2.00	0.43
3:I:287:GLN:NE2	3:I:1106:LYS:O	2.50	0.43
3:I:507:THR:HG21	3:K:153:ILE:HD13	1.99	0.43
1:A:322:LEU:HA	1:A:326:LEU:HD12	1.99	0.43
1:A:473:LYS:NZ	1:A:525:ASN:O	2.47	0.43
3:D:1104:LEU:HD23	3:D:1107:ILE:HD12	1.99	0.43
3:E:148:LEU:HG	3:E:150:THR:H	1.83	0.43
3:E:279:SER:HB3	3:E:283:ILE:HD11	2.01	0.43
3:E:294:ARG:NH2	3:E:874:CYS:O	2.49	0.43
3:F:305:THR:HA	3:F:398:ILE:HD13	2.00	0.43

*Continued on next page...*

*Continued from previous page...*

Atom-1	Atom-2	Interatomic distance (Å)	Clash overlap (Å)
3:F:828:GLU:HG2	3:F:830:ASN:H	1.81	0.43
3:F:1023:ARG:HA	3:F:1024:PRO:HD3	1.77	0.43
3:G:191:PRO:HB3	3:G:915:LEU:HD23	2.00	0.43
3:G:587:MET:HA	3:G:590:ALA:HB3	2.00	0.43
3:G:1016:ARG:HB3	3:H:1211:ARG:HG3	1.98	0.43
3:I:1150:ASN:HB3	3:I:1153:SER:HB3	2.01	0.43
1:A:145:GLN:OE1	1:A:384:VAL:N	2.48	0.43
2:B:456:GLU:O	2:B:460:ASN:ND2	2.51	0.43
3:C:172:PRO:HB3	3:C:904:ALA:HB2	2.01	0.43
3:C:973:ASN:HB2	3:C:1144:ASP:HB3	2.00	0.43
3:D:511:ILE:HG22	3:D:515:LEU:HG	1.99	0.43
3:F:277:VAL:HG12	3:F:278:LEU:HG	2.00	0.43
3:H:938:TYR:HE2	3:H:940:GLN:HE21	1.67	0.43
3:I:831:LEU:HD11	3:I:836:HIS:HB2	2.00	0.43
3:I:928:ASP:OD2	3:J:693:TYR:OH	2.26	0.43
3:I:971:GLU:HB3	3:I:974:LEU:HD13	2.00	0.43
3:J:593:LEU:CD1	3:J:593:LEU:O	2.63	0.43
3:K:871:VAL:HG11	3:K:930:ARG:HA	2.00	0.43
1:A:48:LEU:HA	1:A:51:HIS:HD2	1.83	0.43
1:A:300:ALA:O	1:A:320:THR:N	2.49	0.43
2:B:268:LEU:HD12	2:B:329:GLU:HB3	2.00	0.43
2:B:362:ARG:HH12	3:C:914:ASP:HB2	1.83	0.43
2:B:604:LYS:HG3	2:B:637:TYR:HE1	1.84	0.43
3:I:1149:THR:HB	3:I:1162:ALA:HB3	2.01	0.43
3:J:601:ILE:HG22	3:J:603:VAL:HG12	2.00	0.43
3:K:646:ILE:HG22	3:K:774:LEU:HD21	2.00	0.43
3:L:298:LEU:HD21	3:L:870:ALA:HA	1.99	0.43
1:A:315:ARG:HG3	3:E:490:PRO:HD2	1.99	0.43
3:C:437:ARG:HB3	3:C:440:ILE:HG21	2.01	0.43
3:C:705:ILE:HG21	3:C:737:ARG:HB2	1.98	0.43
3:D:129:MET:O	3:D:133:SER:N	2.48	0.43
3:D:385:VAL:HG13	3:D:1196:ARG:HB2	2.00	0.43
3:D:552:ASP:N	3:D:552:ASP:OD1	2.51	0.43
3:F:603:VAL:HG21	3:F:620:VAL:HG13	1.99	0.43
3:H:413:PRO:HB2	3:H:434:ILE:HD13	2.01	0.43
3:H:1053:GLN:HB3	3:H:1109:PRO:HA	2.00	0.43
3:I:586:PHE:HA	3:I:642:PHE:HE2	1.82	0.43
3:L:407:ARG:NH1	3:L:440:ILE:O	2.50	0.43
1:A:527:VAL:HB	2:B:671:ALA:HB1	2.01	0.43
1:A:663:ALA:O	1:A:666:ARG:NH2	2.51	0.43
2:B:674:LEU:CD2	2:B:674:LEU:N	2.73	0.43

*Continued on next page...*

*Continued from previous page...*

Atom-1	Atom-2	Interatomic distance (Å)	Clash overlap (Å)
3:H:455:GLN:NE2	3:H:767:PHE:HB2	2.34	0.43
3:H:1047:TYR:N	3:H:1075:LEU:O	2.44	0.43
3:I:540:LEU:HD12	3:I:767:PHE:HD2	1.83	0.43
3:I:684:LEU:HD12	3:I:685:PRO:HD2	1.99	0.43
3:L:545:LEU:HD13	3:L:569:LEU:HD11	2.00	0.43
1:A:25:LEU:HD22	1:A:874:TRP:CD1	2.54	0.43
3:C:377:ILE:HB	3:C:380:GLU:HB3	2.01	0.43
3:E:859:ILE:HG23	3:E:913:PHE:HD2	1.84	0.43
3:E:971:GLU:OE2	3:E:1168:ARG:NH1	2.40	0.43
3:E:1153:SER:OG	3:E:1154:ILE:N	2.52	0.43
3:F:552:ASP:N	3:F:552:ASP:OD1	2.52	0.43
3:H:1044:ASP:OD1	3:H:1044:ASP:N	2.48	0.43
3:I:331:ARG:H	3:I:344:TYR:HE2	1.67	0.43
3:J:1023:ARG:HA	3:J:1024:PRO:HD3	1.79	0.43
3:J:1030:GLN:HG3	3:J:1038:PRO:HB2	2.01	0.43
3:L:157:ILE:HD13	3:L:1204:LEU:HB2	2.00	0.43
1:A:302:ALA:O	1:A:317:THR:OG1	2.32	0.43
1:A:446:PRO:HG2	3:C:524:ASP:HA	1.99	0.43
3:C:686:ARG:HB2	3:L:595:GLN:HB2	1.99	0.43
3:F:54:VAL:HG12	3:F:56:SER:H	1.84	0.43
3:H:233:PRO:HA	3:H:234:PRO:HD3	1.91	0.43
3:H:828:GLU:HG2	3:H:830:ASN:H	1.84	0.43
3:J:129:MET:HG3	3:J:132:LEU:HD23	2.01	0.43
3:K:237:GLU:HB3	3:K:1152:ALA:HB2	2.00	0.43
3:L:460:VAL:HG12	3:L:922:GLY:HA3	2.00	0.43
3:L:603:VAL:HG21	3:L:620:VAL:HG13	2.00	0.43
3:L:695:SER:HA	3:L:748:GLN:HE21	1.84	0.43
2:B:9:THR:HG21	2:B:389:ARG:HD3	2.00	0.43
3:D:669:PHE:HD2	3:D:769:VAL:HG12	1.84	0.43
3:G:686:ARG:HG2	3:G:834:SER:HB3	2.01	0.43
3:H:982:LEU:HD11	3:H:1115:VAL:HG11	2.01	0.43
3:I:1122:PRO:HB3	3:I:1159:GLY:HA3	1.99	0.43
3:J:463:SER:OG	3:J:464:SER:N	2.51	0.43
3:C:784:LEU:HB3	3:C:804:HIS:HB3	2.01	0.43
3:D:384:MET:SD	3:D:1195:TYR:OH	2.64	0.43
3:D:603:VAL:HG21	3:D:620:VAL:HG13	2.01	0.43
3:E:406:LEU:HB3	3:E:441:LEU:HD21	2.01	0.43
3:E:593:LEU:HD12	3:E:593:LEU:O	2.18	0.43
3:F:237:GLU:HB3	3:F:1152:ALA:HB2	2.00	0.43
3:F:494:THR:O	3:F:498:THR:OG1	2.31	0.43
3:F:668:LEU:HD12	3:F:767:PHE:HE1	1.84	0.43

*Continued on next page...*

*Continued from previous page...*

Atom-1	Atom-2	Interatomic distance (Å)	Clash overlap (Å)
3:G:388:MET:HG2	3:G:1193:SER:HB3	2.01	0.43
3:G:884:PRO:HD3	3:G:962:GLN:HE22	1.84	0.43
3:G:1013:VAL:HG22	3:G:1046:VAL:HB	2.00	0.43
3:J:385:VAL:HG13	3:J:1196:ARG:HB2	2.00	0.43
3:J:502:GLU:OE2	3:J:504:THR:OG1	2.32	0.43
3:J:511:ILE:HA	3:J:514:ILE:HG22	1.99	0.43
3:J:868:ARG:HG3	3:J:931:ILE:HG13	2.01	0.43
3:L:583:VAL:HG21	3:L:621:TRP:CD1	2.53	0.43
1:A:104:LEU:HD13	1:A:220:ILE:HG22	2.01	0.42
1:A:323:HIS:CD2	1:A:325:GLY:H	2.37	0.42
2:B:670:TYR:N	2:B:670:TYR:CD1	2.87	0.42
3:D:805:ALA:HA	3:E:435:SER:HB3	2.00	0.42
3:E:1107:ILE:HG23	3:E:1112:ILE:HG22	2.00	0.42
3:G:1088:TYR:OH	3:G:1134:HIS:NE2	2.45	0.42
3:H:39:PRO:HG2	3:H:78:ILE:HG12	2.01	0.42
3:H:137:ARG:HA	3:H:141:ARG:HD3	1.99	0.42
3:I:294:ARG:NH2	3:I:874:CYS:O	2.48	0.42
3:I:580:HIS:HD2	3:I:621:TRP:HE1	1.66	0.42
3:I:1088:TYR:HH	3:I:1134:HIS:HE2	1.61	0.42
3:K:182:TYR:CG	3:K:479:LEU:HD11	2.54	0.42
3:K:727:ARG:O	3:K:731:GLY:N	2.48	0.42
3:C:546:SER:OG	3:C:548:ASP:OD1	2.28	0.42
3:D:322:THR:HG21	3:D:348:ALA:HB2	2.00	0.42
3:F:899:ALA:O	3:F:903:HIS:N	2.49	0.42
3:G:570:THR:O	3:G:700:TRP:NE1	2.47	0.42
3:G:684:LEU:HD22	3:G:753:THR:HG21	2.00	0.42
3:I:620:VAL:HG11	3:J:718:THR:HG21	2.00	0.42
3:J:198:THR:HB	3:J:315:SER:HB2	2.02	0.42
3:J:903:HIS:CD2	3:J:924:ALA:HB1	2.53	0.42
3:K:802:ALA:O	3:L:737:ARG:NH2	2.52	0.42
3:G:641:ALA:HA	3:G:644:GLU:HB2	2.00	0.42
3:H:623:PRO:HA	3:H:626:LEU:HB2	2.00	0.42
3:J:937:ALA:HB2	3:J:947:ARG:HG3	2.01	0.42
1:A:789:LYS:HD3	1:A:803:ARG:HH22	1.83	0.42
3:C:290:PRO:HG2	3:C:291:LEU:HD12	2.01	0.42
3:C:455:GLN:HB2	3:C:666:ALA:HB1	2.01	0.42
3:D:274:TYR:OH	3:D:975:PHE:O	2.29	0.42
3:E:456:VAL:HG22	3:E:668:LEU:HD21	2.01	0.42
3:F:861:ARG:HD2	3:F:953:GLY:H	1.85	0.42
3:J:455:GLN:NE2	3:J:767:PHE:HB2	2.35	0.42
3:J:650:TRP:CD1	3:J:773:ARG:HG3	2.55	0.42

*Continued on next page...*

*Continued from previous page...*

Atom-1	Atom-2	Interatomic distance (Å)	Clash overlap (Å)
3:K:354:THR:HG22	3:K:356:ASN:H	1.83	0.42
1:A:1189:LEU:HB3	1:A:1235:LEU:HD22	2.01	0.42
2:B:541:ILE:H	2:B:541:ILE:HG13	1.61	0.42
3:C:793:ARG:HH12	3:D:738:GLN:HA	1.85	0.42
3:J:242:ARG:HD3	3:J:1146:LEU:HA	2.01	0.42
3:K:524:ASP:OD1	3:K:524:ASP:N	2.53	0.42
1:A:577:ILE:HD11	1:A:787:TYR:H	1.85	0.42
2:B:4:ILE:HB	2:B:195:LEU:HD23	2.00	0.42
3:C:202:THR:HB	3:C:391:CYS:HA	2.00	0.42
3:C:241:ASN:HD22	3:C:1148:SER:HG	1.62	0.42
3:C:722:ASN:HB3	3:C:725:THR:HG22	2.01	0.42
3:G:801:ARG:HG3	3:G:939:LEU:HD13	2.01	0.42
3:H:33:PRO:HA	3:H:34:PRO:HD3	1.83	0.42
3:L:252:LEU:HD11	3:L:335:GLY:HA3	2.01	0.42
3:L:919:LEU:HD23	3:L:920:LEU:HB2	2.01	0.42
1:A:385:ARG:HH22	1:A:394:GLU:HG3	1.84	0.42
3:E:242:ARG:NH1	3:E:1145:SER:OG	2.51	0.42
3:F:114:PRO:HA	3:F:117:TYR:CZ	2.54	0.42
3:F:274:TYR:OH	3:F:975:PHE:O	2.30	0.42
3:F:485:PRO:HD3	3:F:837:TYR:HE1	1.84	0.42
3:H:705:ILE:HG23	3:H:733:MET:HB3	2.02	0.42
3:I:444:TRP:HD1	3:I:855:GLN:HE21	1.68	0.42
3:J:500:ILE:HD13	3:J:732:VAL:HG22	2.01	0.42
3:K:444:TRP:HD1	3:K:855:GLN:HE21	1.67	0.42
3:K:684:LEU:HD12	3:K:685:PRO:HD2	2.01	0.42
3:K:982:LEU:HD11	3:K:1115:VAL:HG11	2.02	0.42
3:L:746:TYR:OH	3:L:754:GLU:OE1	2.30	0.42
3:L:1023:ARG:HA	3:L:1024:PRO:HD3	1.77	0.42
1:A:107:LEU:HD23	1:A:109:THR:H	1.85	0.42
1:A:498:TYR:HA	1:A:977:ILE:HD11	2.02	0.42
1:A:968:THR:HG22	1:A:974:ILE:HG13	2.01	0.42
3:C:684:LEU:HD12	3:C:685:PRO:HD2	2.01	0.42
3:D:1053:GLN:HB2	3:E:323:THR:HG21	2.02	0.42
3:E:606:MET:HG2	3:E:610:THR:HG21	2.02	0.42
3:E:984:LEU:HD22	3:E:1100:LEU:HD21	2.00	0.42
3:F:705:ILE:HG23	3:F:733:MET:HB3	2.01	0.42
3:G:1107:ILE:HG23	3:G:1112:ILE:HG22	2.02	0.42
3:H:460:VAL:HG12	3:H:922:GLY:HA3	2.01	0.42
3:H:593:LEU:CD1	3:H:593:LEU:O	2.66	0.42
3:H:614:GLN:NE2	3:I:432:ILE:O	2.50	0.42
3:I:287:GLN:HA	3:I:1113:PRO:HA	2.01	0.42

*Continued on next page...*

*Continued from previous page...*

Atom-1	Atom-2	Interatomic distance (Å)	Clash overlap (Å)
3:I:546:SER:OG	3:I:548:ASP:OD1	2.31	0.42
3:J:233:PRO:HA	3:J:234:PRO:HD3	1.91	0.42
3:J:292:ALA:O	3:J:296:ASN:ND2	2.53	0.42
3:J:579:PRO:HG3	3:J:807:PHE:HE2	1.84	0.42
3:J:623:PRO:HA	3:J:626:LEU:HD12	2.01	0.42
3:J:668:LEU:HD12	3:J:767:PHE:HE1	1.84	0.42
3:K:928:ASP:OD2	3:L:693:TYR:OH	2.24	0.42
2:B:669:GLU:CD	2:B:670:TYR:N	2.73	0.42
3:C:151:PRO:HB2	3:C:152:MET:H	1.66	0.42
3:D:788:VAL:HG23	3:D:932:ALA:HB3	2.02	0.42
3:E:354:THR:HB	3:E:357:ALA:H	1.84	0.42
3:F:292:ALA:O	3:F:296:ASN:ND2	2.53	0.42
3:F:968:PHE:HD1	3:F:975:PHE:HD2	1.66	0.42
3:I:567:LEU:HD13	3:I:708:PHE:HD2	1.85	0.42
3:J:432:ILE:HG12	3:J:1206:GLY:HA3	2.02	0.42
3:J:552:ASP:N	3:J:552:ASP:OD1	2.53	0.42
3:K:167:ILE:HG22	3:K:525:TYR:HB2	2.02	0.42
2:B:33:ILE:HD11	2:B:245:LEU:HA	2.01	0.42
3:C:353:GLN:HB2	3:L:1021:VAL:HG12	2.02	0.42
3:C:986:GLN:HG3	3:C:1135:TYR:HE1	1.85	0.42
3:D:705:ILE:HG23	3:D:733:MET:HB3	2.01	0.42
3:E:973:ASN:HB2	3:E:1144:ASP:HB2	2.02	0.42
3:F:455:GLN:NE2	3:F:767:PHE:HB2	2.35	0.42
3:G:287:GLN:NE2	3:G:1106:LYS:O	2.52	0.42
3:K:317:PHE:HE1	3:K:331:ARG:HD3	1.85	0.42
3:K:1078:LEU:CD1	3:K:1081:TYR:CD1	3.02	0.42
3:K:1156:THR:HG21	3:K:1161:ASN:HA	2.02	0.42
3:L:483:VAL:HG21	3:L:758:LEU:HD11	2.02	0.42
1:A:399:PRO:O	2:B:497:ARG:NH2	2.53	0.41
1:A:470:ALA:HB3	1:A:525:ASN:HB3	2.02	0.41
3:D:793:ARG:HG2	3:D:796:ALA:HA	2.01	0.41
3:E:284:ASP:OD1	3:E:284:ASP:N	2.53	0.41
3:E:300:MET:O	3:E:304:PHE:N	2.51	0.41
3:F:454:GLN:HE21	3:F:857:ALA:HA	1.85	0.41
3:G:650:TRP:CD1	3:G:773:ARG:HG3	2.55	0.41
3:H:410:HIS:CD2	3:H:442:CYS:H	2.37	0.41
3:I:331:ARG:HH22	3:I:1196:ARG:CZ	2.33	0.41
3:J:441:LEU:HD23	3:J:1201:TYR:HE1	1.85	0.41
3:K:580:HIS:HD2	3:K:621:TRP:HE1	1.66	0.41
3:K:626:LEU:HD21	3:K:776:GLN:HE21	1.85	0.41
3:L:656:PHE:HB3	3:L:681:ASN:HD21	1.85	0.41

*Continued on next page...*

*Continued from previous page...*

Atom-1	Atom-2	Interatomic distance (Å)	Clash overlap (Å)
1:A:1149:PRO:HA	1:A:1152:PHE:HD2	1.84	0.41
3:D:233:PRO:HA	3:D:234:PRO:HD3	1.92	0.41
3:E:294:ARG:HB3	3:E:890:GLN:HB2	2.02	0.41
3:G:718:THR:O	3:I:727:ARG:NH1	2.53	0.41
3:H:510:PRO:HG2	3:H:511:ILE:HD12	2.01	0.41
3:H:614:GLN:HA	3:I:431:THR:HG23	2.02	0.41
3:K:1006:ARG:NH2	3:K:1077:GLU:OE1	2.46	0.41
3:C:278:LEU:HD21	3:C:897:ALA:HB1	2.03	0.41
3:C:365:ALA:HB2	3:L:1016:ARG:HH22	1.84	0.41
3:D:985:VAL:HG12	3:D:1073:ARG:HB3	2.02	0.41
3:E:237:GLU:HA	3:E:1151:ALA:HB3	2.01	0.41
3:E:590:ALA:HB2	3:E:639:LEU:HD11	2.02	0.41
3:E:650:TRP:HA	3:E:651:PRO:HD3	1.94	0.41
3:J:1053:GLN:HB2	3:K:323:THR:HG21	2.02	0.41
2:B:40:TYR:CZ	2:B:71:PRO:HG3	2.55	0.41
2:B:489:LEU:HD21	2:B:571:THR:HG21	2.02	0.41
3:C:459:LEU:HB3	3:C:807:PHE:HZ	1.85	0.41
3:C:1046:VAL:HA	3:C:1075:LEU:HB3	2.03	0.41
3:D:483:VAL:HG21	3:D:758:LEU:HD11	2.02	0.41
3:E:548:ASP:OD1	3:E:548:ASP:N	2.53	0.41
3:E:1149:THR:HG21	3:E:1161:ASN:HA	2.02	0.41
3:G:301:LEU:HD22	3:G:964:VAL:HG12	2.03	0.41
3:G:401:THR:HG21	3:G:960:ALA:HB2	2.01	0.41
3:G:1031:LEU:N	3:G:1039:ARG:O	2.52	0.41
3:J:191:PRO:HD2	3:J:855:GLN:HB3	2.03	0.41
3:D:257:ARG:NH1	3:D:309:LEU:O	2.41	0.41
3:D:583:VAL:HG21	3:D:621:TRP:CD1	2.56	0.41
3:D:1031:LEU:N	3:D:1039:ARG:O	2.48	0.41
3:H:862:GLU:HB3	3:H:957:ILE:HD12	2.03	0.41
3:I:182:TYR:CG	3:I:479:LEU:HD11	2.55	0.41
3:I:632:ASN:HB3	3:I:635:GLN:HB2	2.03	0.41
3:I:1096:GLU:OE1	3:I:1135:TYR:N	2.47	0.41
3:K:401:THR:HG21	3:K:960:ALA:HB2	2.02	0.41
3:K:863:ALA:HB1	3:K:920:LEU:HD22	2.02	0.41
3:L:54:VAL:HG12	3:L:56:SER:H	1.85	0.41
3:L:772:THR:HG21	3:L:779:VAL:HB	2.03	0.41
1:A:477:LYS:HB3	2:B:675:PRO:HG2	2.01	0.41
2:B:337:GLN:HE21	2:B:343:VAL:HA	1.85	0.41
3:C:474:GLU:HA	3:C:477:SER:HB3	2.02	0.41
3:D:294:ARG:HB3	3:D:890:GLN:HB2	2.02	0.41
3:D:743:THR:OG1	3:D:822:MET:O	2.38	0.41

*Continued on next page...*



*Continued from previous page...*

Atom-1	Atom-2	Interatomic distance (Å)	Clash overlap (Å)
3:E:159:SER:HA	3:E:162:THR:HG22	2.01	0.41
3:G:257:ARG:HG2	3:G:307:SER:HA	2.03	0.41
3:H:274:TYR:OH	3:H:975:PHE:O	2.36	0.41
3:J:596:PRO:HD3	3:K:687:LEU:HD21	2.03	0.41
3:K:546:SER:OG	3:K:548:ASP:OD1	2.31	0.41
3:F:586:PHE:HA	3:F:642:PHE:HE2	1.86	0.41
3:G:1090:PRO:HB2	3:G:1129:THR:HG23	2.02	0.41
3:I:718:THR:HG23	3:I:726:ARG:HH12	1.85	0.41
3:I:862:GLU:HB3	3:I:957:ILE:HD12	2.02	0.41
3:J:364:ILE:HG22	3:J:366:ASP:H	1.85	0.41
3:K:455:GLN:HB2	3:K:666:ALA:HB1	2.03	0.41
3:K:1012:ARG:HH11	3:K:1039:ARG:HB3	1.85	0.41
3:L:330:ILE:HD12	3:L:340:LEU:HD11	2.03	0.41
3:L:788:VAL:HG23	3:L:932:ALA:HB3	2.02	0.41
1:A:1192:PRO:HD2	1:A:1195:TRP:CD2	2.56	0.41
2:B:524:ASP:OD2	2:B:574:SER:OG	2.34	0.41
3:D:500:ILE:HD13	3:D:732:VAL:HA	2.02	0.41
3:D:1021:VAL:HG12	3:E:353:GLN:HB2	2.03	0.41
3:E:1097:ALA:HB2	3:E:1135:TYR:HE2	1.86	0.41
3:F:242:ARG:HD3	3:F:1146:LEU:HA	2.02	0.41
3:F:788:VAL:HG23	3:F:932:ALA:HB3	2.02	0.41
3:G:718:THR:HG23	3:G:726:ARG:HH12	1.85	0.41
3:J:758:LEU:HA	3:J:761:VAL:HG22	2.03	0.41
3:J:1087:TYR:HE1	3:J:1119:ILE:HB	1.84	0.41
3:L:1044:ASP:N	3:L:1044:ASP:OD1	2.52	0.41
1:A:149:VAL:HG21	1:A:153:PRO:HD3	2.03	0.41
2:B:431:LEU:HB2	2:B:688:THR:HG22	2.02	0.41
2:B:627:PRO:O	2:B:698:ARG:NH2	2.54	0.41
3:C:294:ARG:HB3	3:C:890:GLN:HB2	2.02	0.41
3:C:638:LEU:HD21	3:C:711:VAL:HG13	2.03	0.41
3:C:736:MET:HB3	3:C:823:LEU:HD21	2.03	0.41
3:D:204:PHE:CE2	3:D:1188:ILE:HD13	2.56	0.41
3:D:250:ALA:HA	3:D:336:ARG:HH21	1.84	0.41
3:D:593:LEU:HD13	3:D:597:GLU:HG2	2.03	0.41
3:D:603:VAL:HG13	3:D:606:MET:HB2	2.02	0.41
3:D:702:SER:OG	3:D:737:ARG:NH1	2.54	0.41
3:F:595:GLN:OE1	3:G:686:ARG:N	2.50	0.41
3:F:1053:GLN:HB2	3:G:323:THR:HG21	2.03	0.41
3:G:540:LEU:HD12	3:G:767:PHE:HD2	1.85	0.41
3:G:784:LEU:HD22	3:G:800:ILE:HG22	2.02	0.41
3:G:868:ARG:NH2	3:G:932:ALA:O	2.49	0.41

*Continued on next page...*

*Continued from previous page...*

Atom-1	Atom-2	Interatomic distance (Å)	Clash overlap (Å)
3:G:1156:THR:HG21	3:G:1161:ASN:HA	2.02	0.41
3:H:247:THR:O	3:H:262:ARG:NE	2.53	0.41
3:H:530:LYS:HD3	3:H:811:LEU:HD21	2.02	0.41
3:H:1103:TRP:CD1	3:H:1113:PRO:HG2	2.56	0.41
3:I:646:ILE:HG22	3:I:774:LEU:HD21	2.02	0.41
3:I:722:ASN:HB3	3:I:725:THR:HG22	2.02	0.41
3:I:895:SER:HA	3:I:930:ARG:HD2	2.02	0.41
3:I:993:TRP:NE1	3:I:995:PRO:HG3	2.36	0.41
3:I:1064:TRP:HE1	3:I:1068:LYS:HE3	1.86	0.41
3:I:1189:THR:HG22	3:I:1191:TYR:H	1.86	0.41
3:J:684:LEU:HA	3:J:749:HIS:HB3	2.03	0.41
3:K:650:TRP:CD1	3:K:773:ARG:HG3	2.56	0.41
2:B:591:PRO:HA	2:B:594:MET:HG2	2.03	0.41
3:C:875:GLN:O	3:C:883:ARG:NH2	2.47	0.41
3:D:424:ALA:HB2	3:D:845:PHE:CE2	2.56	0.41
3:E:536:ALA:HB1	3:E:766:PRO:HB3	2.03	0.41
3:E:1046:VAL:HG22	3:E:1075:LEU:HD13	2.03	0.41
3:F:40:ASN:HB3	3:F:66:SER:HB3	2.03	0.41
3:F:832:ILE:HG21	3:F:835:HIS:HD2	1.85	0.41
3:I:442:CYS:HB2	3:I:444:TRP:CD2	2.56	0.41
3:I:583:VAL:HG21	3:I:621:TRP:CE2	2.56	0.41
3:J:424:ALA:HB2	3:J:845:PHE:HE2	1.85	0.41
3:K:223:THR:HA	3:K:1153:SER:HA	2.02	0.41
3:L:411:GLN:HB2	3:L:445:PHE:HB2	2.03	0.41
3:L:705:ILE:HG23	3:L:733:MET:HB3	2.02	0.41
3:L:968:PHE:HD1	3:L:975:PHE:HD2	1.69	0.41
1:A:95:VAL:HG22	1:A:141:ILE:HG22	2.03	0.40
1:A:414:ILE:HD11	1:A:637:ARG:HD3	2.03	0.40
3:C:207:LEU:HD23	3:C:265:PRO:HB3	2.03	0.40
3:D:587:MET:O	3:D:591:ASN:N	2.50	0.40
3:D:621:TRP:HA	3:D:622:PRO:HD3	1.93	0.40
3:D:902:MET:HB3	3:D:924:ALA:HB2	2.02	0.40
3:F:868:ARG:HG3	3:F:931:ILE:HG13	2.03	0.40
3:G:354:THR:HG23	3:G:1152:ALA:HA	2.03	0.40
3:G:660:SER:O	3:G:673:ASN:ND2	2.54	0.40
3:J:128:THR:HG22	3:J:130:SER:H	1.85	0.40
3:J:459:LEU:O	3:J:801:ARG:NH2	2.46	0.40
3:K:344:TYR:HB3	3:K:368:ILE:HD11	2.02	0.40
1:A:1209:TYR:OH	3:E:516:ARG:NH2	2.54	0.40
2:B:449:SER:HB3	2:B:452:THR:HG23	2.03	0.40
3:C:705:ILE:HD12	3:C:733:MET:HB3	2.03	0.40

*Continued on next page...*

*Continued from previous page...*

Atom-1	Atom-2	Interatomic distance (Å)	Clash overlap (Å)
3:C:835:HIS:HB2	3:L:555:GLN:HA	2.03	0.40
3:E:612:ALA:HA	3:E:615:PHE:HD2	1.86	0.40
3:G:446:ALA:HB1	3:G:450:ASP:HB2	2.01	0.40
3:G:1120:PRO:HG3	3:G:1132:ARG:HH21	1.86	0.40
3:J:119:CYS:HA	3:J:132:LEU:HD21	2.04	0.40
3:J:915:LEU:HD22	3:J:919:LEU:HD13	2.04	0.40
1:A:399:PRO:HB2	1:A:774:GLY:HA3	2.03	0.40
2:B:296:LEU:HD13	2:B:312:LEU:HD12	2.04	0.40
3:D:317:PHE:CE1	3:D:331:ARG:HG2	2.57	0.40
3:E:377:ILE:HB	3:E:380:GLU:HB3	2.03	0.40
3:F:424:ALA:HB2	3:F:845:PHE:HE2	1.86	0.40
3:H:722:ASN:O	3:H:726:ARG:N	2.39	0.40
3:I:275:LYS:HZ2	3:I:285:ASN:HA	1.86	0.40
3:I:394:LEU:HD13	3:I:967:THR:HG21	2.04	0.40
3:I:638:LEU:HD11	3:I:711:VAL:HG22	2.02	0.40
3:J:593:LEU:HB2	3:J:596:PRO:HG2	2.02	0.40
3:J:741:THR:OG1	3:J:824:CYS:O	2.36	0.40
3:K:718:THR:HG23	3:K:726:ARG:HH12	1.87	0.40
3:L:515:LEU:HA	3:L:519:GLN:HB3	2.04	0.40
1:A:4:LEU:HD22	1:A:52:ILE:HD11	2.02	0.40
3:D:210:ILE:HB	3:D:239:ALA:HB3	2.04	0.40
3:D:364:ILE:HG22	3:D:366:ASP:H	1.86	0.40
3:D:494:THR:HA	3:D:497:ILE:HG22	2.03	0.40
3:D:1044:ASP:N	3:D:1044:ASP:OD1	2.54	0.40
3:E:193:LEU:HD21	3:E:859:ILE:HD11	2.02	0.40
3:E:333:PHE:HD2	3:E:339:LEU:HB3	1.85	0.40
3:E:535:TRP:CE2	3:E:678:PRO:HG3	2.56	0.40
3:E:993:TRP:NE1	3:E:995:PRO:HG3	2.37	0.40
3:F:247:THR:O	3:F:262:ARG:NE	2.54	0.40
3:G:394:LEU:HD13	3:G:967:THR:HG21	2.03	0.40
3:H:385:VAL:HG13	3:H:1196:ARG:HB2	2.04	0.40
3:H:923:LEU:HD21	3:H:931:ILE:HD13	2.02	0.40
3:H:1023:ARG:HA	3:H:1024:PRO:HD3	1.77	0.40
3:I:718:THR:O	3:K:727:ARG:NH1	2.54	0.40
3:K:658:TYR:CD1	3:K:675:MET:HG3	2.56	0.40
3:L:156:ALA:HB1	3:L:851:PHE:HD2	1.87	0.40
3:L:385:VAL:HG13	3:L:1196:ARG:HB2	2.02	0.40
3:L:410:HIS:CD2	3:L:442:CYS:H	2.39	0.40
3:L:432:ILE:HG12	3:L:1206:GLY:HA3	2.03	0.40
1:A:730:THR:HG22	1:A:732:GLN:H	1.85	0.40
2:B:292:ILE:HD12	2:B:292:ILE:HA	1.98	0.40

*Continued on next page...*

Continued from previous page...

Atom-1	Atom-2	Interatomic distance (Å)	Clash overlap (Å)
3:E:524:ASP:OD1	3:E:524:ASP:N	2.52	0.40
3:F:862:GLU:HB3	3:F:957:ILE:HD12	2.03	0.40
3:G:206:LEU:HD11	3:G:1190:LEU:HD13	2.04	0.40
3:H:535:TRP:HH2	3:H:747:ILE:HD11	1.86	0.40
3:H:586:PHE:HA	3:H:642:PHE:HE2	1.87	0.40
3:J:973:ASN:HD22	3:J:1144:ASP:HB3	1.86	0.40
3:J:1044:ASP:OD1	3:J:1044:ASP:N	2.46	0.40
3:K:493:LEU:HB2	3:K:824:CYS:SG	2.61	0.40

There are no symmetry-related clashes.

## 5.3 Torsion angles [i](#)

### 5.3.1 Protein backbone [i](#)

In the following table, the Percentiles column shows the percent Ramachandran outliers of the chain as a percentile score with respect to all PDB entries followed by that with respect to all EM entries.

The Analysed column shows the number of residues for which the backbone conformation was analysed, and the total number of residues.

Mol	Chain	Analysed	Favoured	Allowed	Outliers	Percentiles	
1	A	1271/1274 (100%)	1206 (95%)	65 (5%)	0	100	100
2	B	597/728 (82%)	561 (94%)	35 (6%)	1 (0%)	47	78
3	C	1092/1214 (90%)	1021 (94%)	71 (6%)	0	100	100
3	D	1183/1214 (97%)	1112 (94%)	71 (6%)	0	100	100
3	E	1062/1214 (88%)	999 (94%)	63 (6%)	0	100	100
3	F	1183/1214 (97%)	1100 (93%)	83 (7%)	0	100	100
3	G	1059/1214 (87%)	1014 (96%)	45 (4%)	0	100	100
3	H	1183/1214 (97%)	1105 (93%)	78 (7%)	0	100	100
3	I	1059/1214 (87%)	1011 (96%)	48 (4%)	0	100	100
3	J	1183/1214 (97%)	1115 (94%)	68 (6%)	0	100	100
3	K	1059/1214 (87%)	1007 (95%)	52 (5%)	0	100	100
3	L	1183/1214 (97%)	1106 (94%)	76 (6%)	1 (0%)	51	82
All	All	13114/14142 (93%)	12357 (94%)	755 (6%)	2 (0%)	100	100

All (2) Ramachandran outliers are listed below:

Mol	Chain	Res	Type
2	B	672	PRO
3	L	520	PRO

### 5.3.2 Protein sidechains [i](#)

In the following table, the Percentiles column shows the percent sidechain outliers of the chain as a percentile score with respect to all PDB entries followed by that with respect to all EM entries.

The Analysed column shows the number of residues for which the sidechain conformation was analysed, and the total number of residues.

Mol	Chain	Analysed	Rotameric	Outliers	Percentiles	
1	A	1090/1091 (100%)	1090 (100%)	0	100	100
2	B	518/626 (83%)	518 (100%)	0	100	100
3	C	939/1030 (91%)	938 (100%)	1 (0%)	93	98
3	D	1009/1030 (98%)	1009 (100%)	0	100	100
3	E	908/1030 (88%)	908 (100%)	0	100	100
3	F	1009/1030 (98%)	1009 (100%)	0	100	100
3	G	906/1030 (88%)	905 (100%)	1 (0%)	93	98
3	H	1009/1030 (98%)	1009 (100%)	0	100	100
3	I	906/1030 (88%)	906 (100%)	0	100	100
3	J	1009/1030 (98%)	1009 (100%)	0	100	100
3	K	906/1030 (88%)	905 (100%)	1 (0%)	93	98
3	L	1009/1030 (98%)	1009 (100%)	0	100	100
All	All	11218/12017 (93%)	11215 (100%)	3 (0%)	100	100

All (3) residues with a non-rotameric sidechain are listed below:

Mol	Chain	Res	Type
3	C	137	ARG
3	G	217	LYS
3	K	1132	ARG

Sometimes sidechains can be flipped to improve hydrogen bonding and reduce clashes. All (154) such sidechains are listed below:

Mol	Chain	Res	Type
1	A	40	GLN
1	A	51	HIS
1	A	66	HIS
1	A	148	GLN
1	A	323	HIS
1	A	499	GLN
1	A	548	HIS
1	A	558	HIS
1	A	734	ASN
1	A	1001	ASN
1	A	1012	ASN
2	B	337	GLN
2	B	379	HIS
2	B	460	ASN
2	B	587	GLN
2	B	692	HIS
3	C	155	ASN
3	C	285	ASN
3	C	461	ASN
3	C	506	GLN
3	C	614	GLN
3	C	663	GLN
3	C	667	ASN
3	C	776	GLN
3	C	782	ASN
3	C	854	ASN
3	C	962	GLN
3	C	1080	HIS
3	C	1134	HIS
3	D	135	HIS
3	D	241	ASN
3	D	312	ASN
3	D	410	HIS
3	D	425	ASN
3	D	454	GLN
3	D	458	HIS
3	D	559	HIS
3	D	591	ASN
3	D	595	GLN
3	D	617	HIS
3	D	713	ASN
3	D	748	GLN
3	D	854	ASN

*Continued on next page...*

*Continued from previous page...*

<b>Mol</b>	<b>Chain</b>	<b>Res</b>	<b>Type</b>
3	D	958	HIS
3	D	962	GLN
3	D	976	ASN
3	D	1142	ASN
3	D	1192	ASN
3	E	289	ASN
3	E	580	HIS
3	E	649	ASN
3	E	716	ASN
3	E	776	GLN
3	E	792	GLN
3	F	425	ASN
3	F	454	GLN
3	F	559	HIS
3	F	591	ASN
3	F	663	GLN
3	F	713	ASN
3	F	748	GLN
3	F	835	HIS
3	F	854	ASN
3	F	903	HIS
3	F	976	ASN
3	F	1142	ASN
3	F	1192	ASN
3	G	248	ASN
3	G	425	ASN
3	G	559	HIS
3	G	649	ASN
3	G	667	ASN
3	G	776	GLN
3	G	875	GLN
3	G	940	GLN
3	G	973	ASN
3	G	1091	GLN
3	G	1123	GLN
3	H	140	HIS
3	H	241	ASN
3	H	410	HIS
3	H	425	ASN
3	H	559	HIS
3	H	591	ASN
3	H	663	GLN

*Continued on next page...*

*Continued from previous page...*

<b>Mol</b>	<b>Chain</b>	<b>Res</b>	<b>Type</b>
3	H	713	ASN
3	H	748	GLN
3	H	854	ASN
3	H	873	GLN
3	H	903	HIS
3	H	958	HIS
3	H	973	ASN
3	H	1091	GLN
3	H	1142	ASN
3	H	1192	ASN
3	I	241	ASN
3	I	248	ASN
3	I	285	ASN
3	I	356	ASN
3	I	425	ASN
3	I	506	GLN
3	I	519	GLN
3	I	559	HIS
3	I	649	ASN
3	I	667	ASN
3	I	776	GLN
3	I	875	GLN
3	I	940	GLN
3	I	1053	GLN
3	I	1091	GLN
3	I	1192	ASN
3	J	241	ASN
3	J	410	HIS
3	J	425	ASN
3	J	454	GLN
3	J	458	HIS
3	J	591	ASN
3	J	663	GLN
3	J	713	ASN
3	J	748	GLN
3	J	835	HIS
3	J	854	ASN
3	J	903	HIS
3	J	973	ASN
3	J	1142	ASN
3	J	1192	ASN
3	K	353	GLN

*Continued on next page...*



*Continued from previous page...*

Mol	Chain	Res	Type
3	K	356	ASN
3	K	425	ASN
3	K	506	GLN
3	K	559	HIS
3	K	649	ASN
3	K	667	ASN
3	K	776	GLN
3	K	875	GLN
3	K	940	GLN
3	K	962	GLN
3	K	1053	GLN
3	K	1091	GLN
3	K	1123	GLN
3	L	31	ASN
3	L	241	ASN
3	L	410	HIS
3	L	425	ASN
3	L	617	HIS
3	L	663	GLN
3	L	713	ASN
3	L	835	HIS
3	L	854	ASN
3	L	903	HIS
3	L	973	ASN
3	L	976	ASN
3	L	1150	ASN
3	L	1192	ASN

### 5.3.3 RNA [i](#)

There are no RNA molecules in this entry.

### 5.4 Non-standard residues in protein, DNA, RNA chains [i](#)

There are no non-standard protein/DNA/RNA residues in this entry.

### 5.5 Carbohydrates [i](#)

There are no monosaccharides in this entry.

## 5.6 Ligand geometry [i](#)

Of 2 ligands modelled in this entry, 1 is monoatomic - leaving 1 for Mogul analysis.

In the following table, the Counts columns list the number of bonds (or angles) for which Mogul statistics could be retrieved, the number of bonds (or angles) that are observed in the model and the number of bonds (or angles) that are defined in the Chemical Component Dictionary. The Link column lists molecule types, if any, to which the group is linked. The Z score for a bond length (or angle) is the number of standard deviations the observed value is removed from the expected value. A bond length (or angle) with  $|Z| > 2$  is considered an outlier worth inspection. RMSZ is the root-mean-square of all Z scores of the bond lengths (or angles).

Mol	Type	Chain	Res	Link	Bond lengths			Bond angles		
					Counts	RMSZ	$\# Z  > 2$	Counts	RMSZ	$\# Z  > 2$
4	PO4	B	801	-	4,4,4	1.01	0	6,6,6	0.42	0

There are no bond length outliers.

There are no bond angle outliers.

There are no chirality outliers.

There are no torsion outliers.

There are no ring outliers.

No monomer is involved in short contacts.

## 5.7 Other polymers [i](#)

There are no such residues in this entry.

## 5.8 Polymer linkage issues [i](#)

There are no chain breaks in this entry.

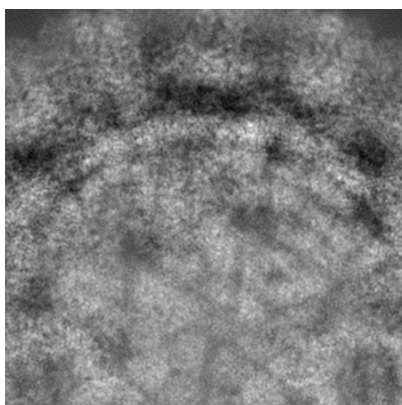
## 6 Map visualisation [i](#)

This section contains visualisations of the EMDB entry EMD-9050. These allow visual inspection of the internal detail of the map and identification of artifacts.


No raw map or half-maps were deposited for this entry and therefore no images, graphs, etc. pertaining to the raw map can be shown.

### 6.1 Orthogonal projections [i](#)

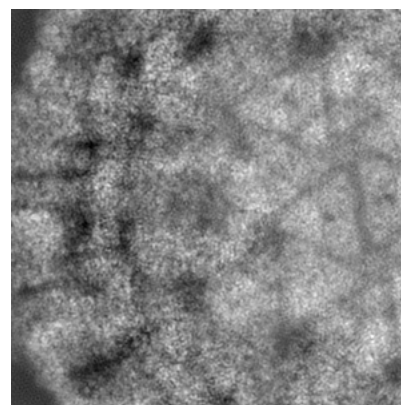
#### 6.1.1 Primary map



X



Y

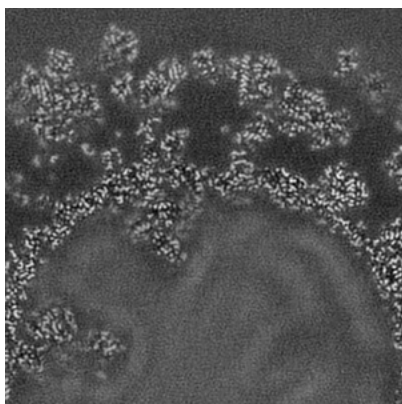


Z

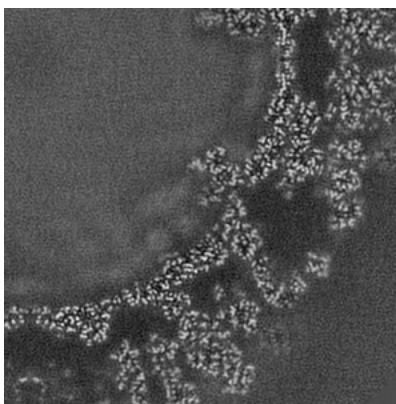
The images above show the map projected in three orthogonal directions.

### 6.2 Central slices [i](#)

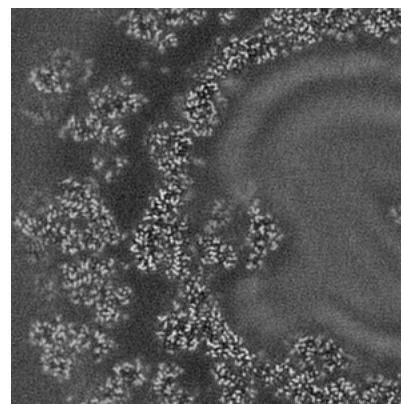
#### 6.2.1 Primary map



X Index: 150



Y Index: 150

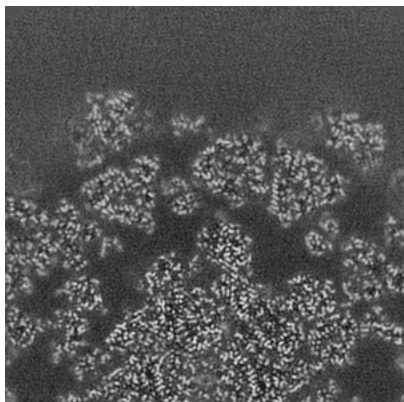


Z Index: 150

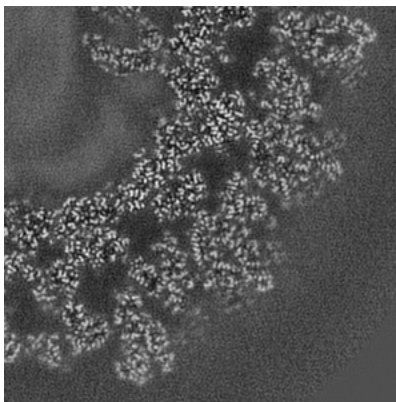
The images above show central slices of the map in three orthogonal directions.

## 6.3 Largest variance slices [i](#)

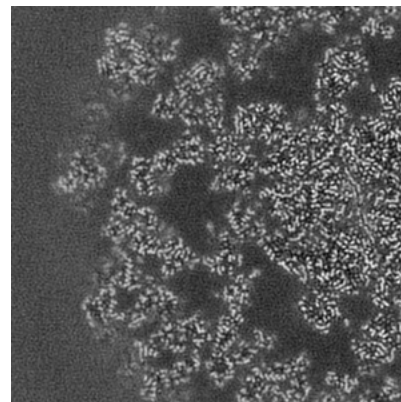
### 6.3.1 Primary map



X Index: 74



Y Index: 296

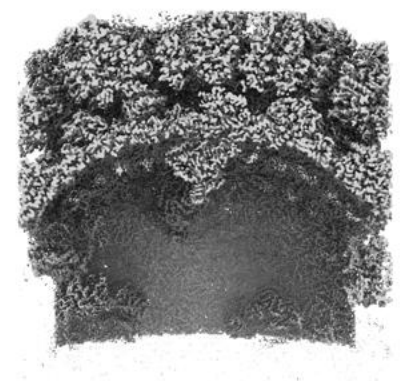


Z Index: 208

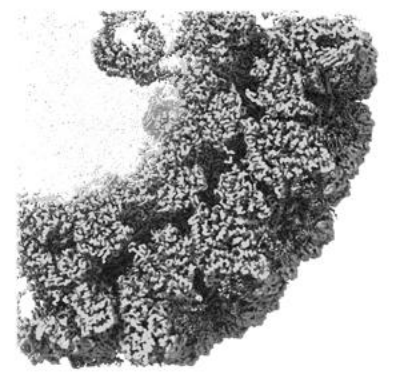
The images above show the largest variance slices of the map in three orthogonal directions.

## 6.4 Orthogonal surface views [i](#)


### 6.4.1 Primary map



X



Y



Z

The images above show the 3D surface view of the map at the recommended contour level 0.0194. These images, in conjunction with the slice images, may facilitate assessment of whether an appropriate contour level has been provided.

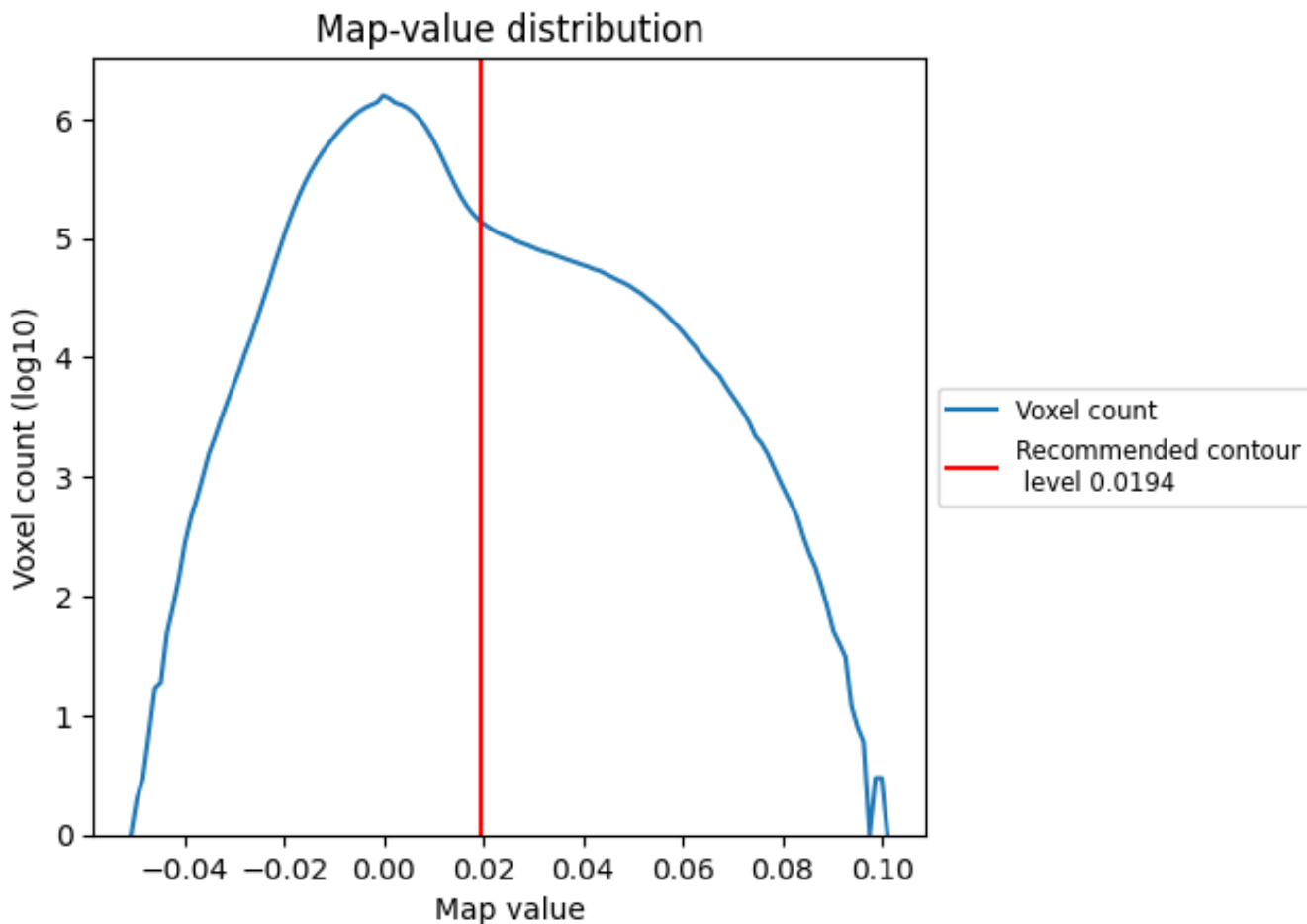
## 6.5 Mask visualisation

This section was not generated. No masks/segmentation were deposited.

## 7 Map analysis [i](#)

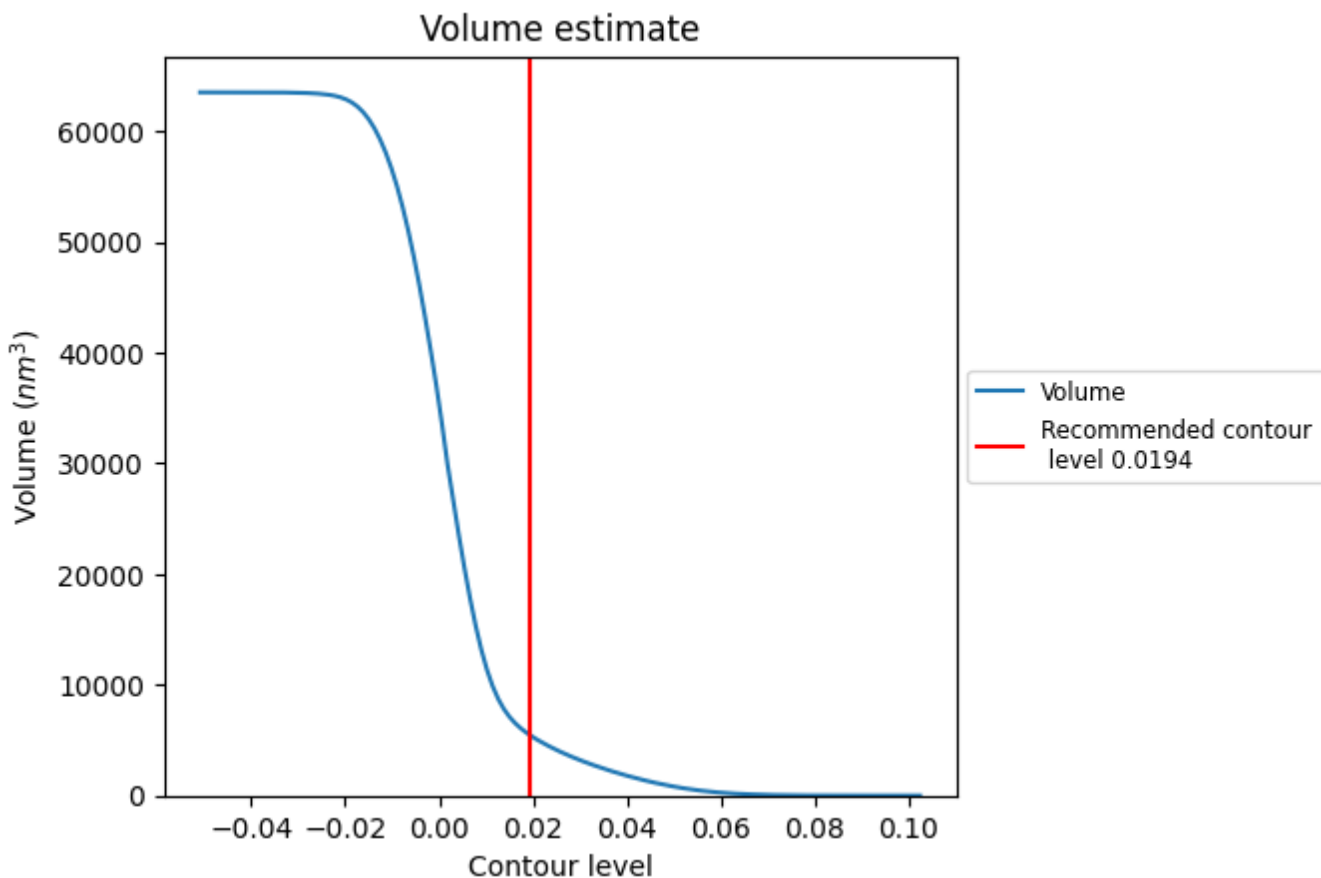
This section contains the results of statistical analysis of the map.

### 7.1 Map-value distribution [i](#)



The map-value distribution is plotted in 128 intervals along the x-axis. The y-axis is logarithmic. A spike in this graph at zero usually indicates that the volume has been masked.

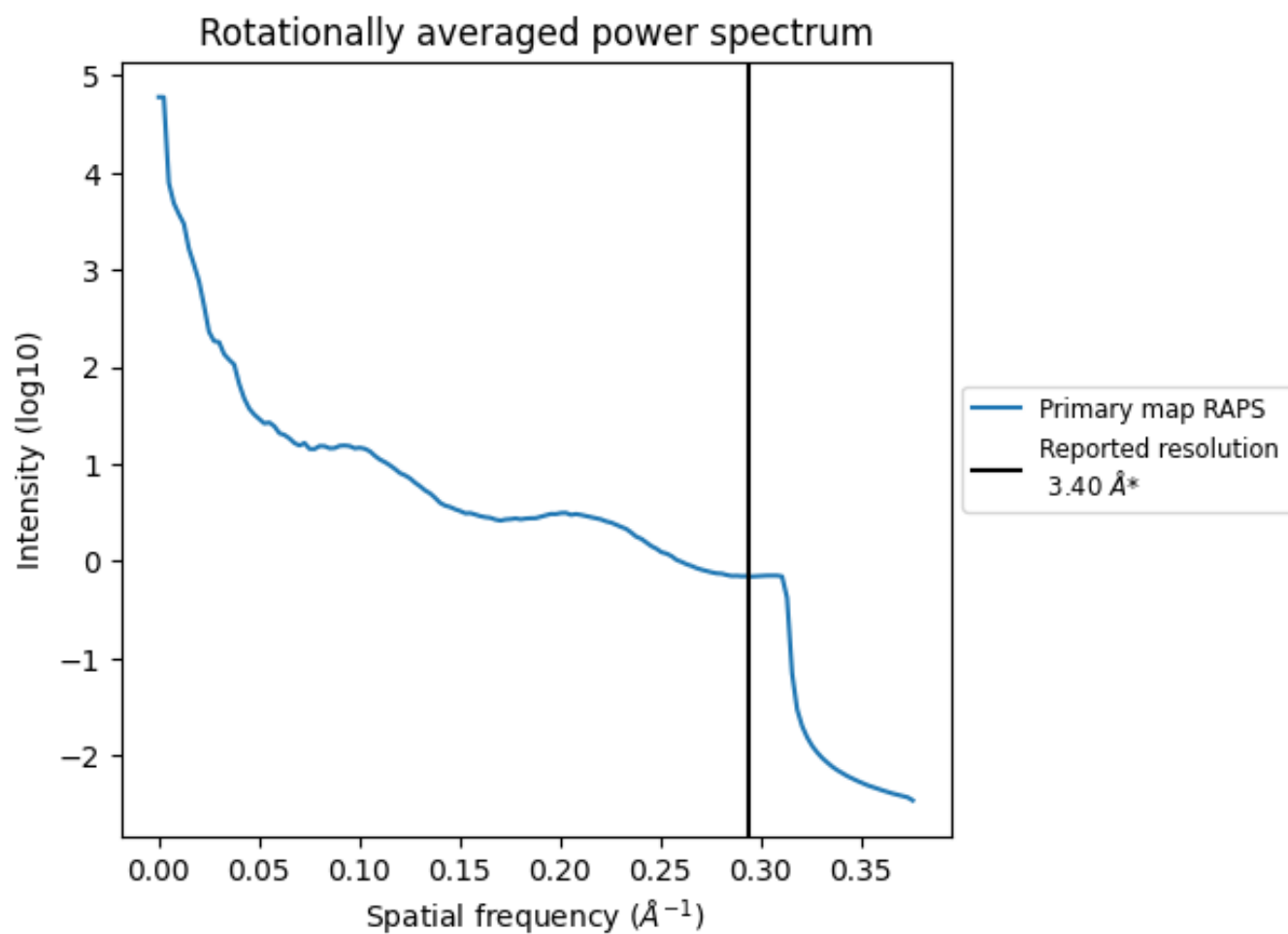
## 7.2 Volume estimate [\(i\)](#)



The volume at the recommended contour level is 5446 nm<sup>3</sup>; this corresponds to an approximate mass of 4919 kDa.

The volume estimate graph shows how the enclosed volume varies with the contour level. The recommended contour level is shown as a vertical line and the intersection between the line and the curve gives the volume of the enclosed surface at the given level.

### 7.3 Rotationally averaged power spectrum i



\*Reported resolution corresponds to spatial frequency of 0.294 Å<sup>-1</sup>




## 8 Fourier-Shell correlation

This section was not generated. No FSC curve or half-maps provided.

## 9 Map-model fit [i](#)


This section contains information regarding the fit between EMDB map EMD-9050 and PDB model 6M99. Per-residue inclusion information can be found in section 3 on page 6.

### 9.1 Map-model overlay [i](#)



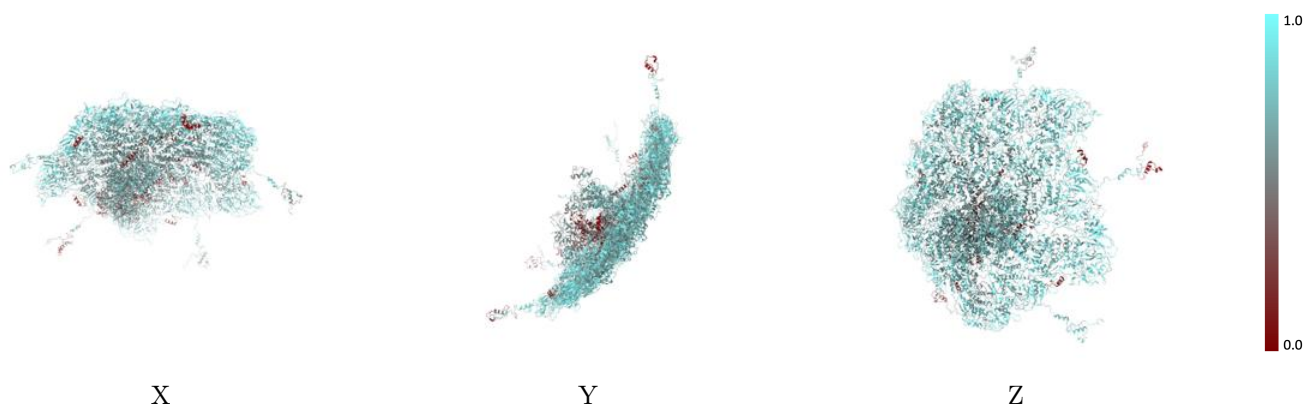
The images above show the 3D surface view of the map at the recommended contour level 0.0194 at 50% transparency in yellow overlaid with a ribbon representation of the model coloured in blue. These images allow for the visual assessment of the quality of fit between the atomic model and the map.

## 9.2 Q-score mapped to coordinate model [i](#)



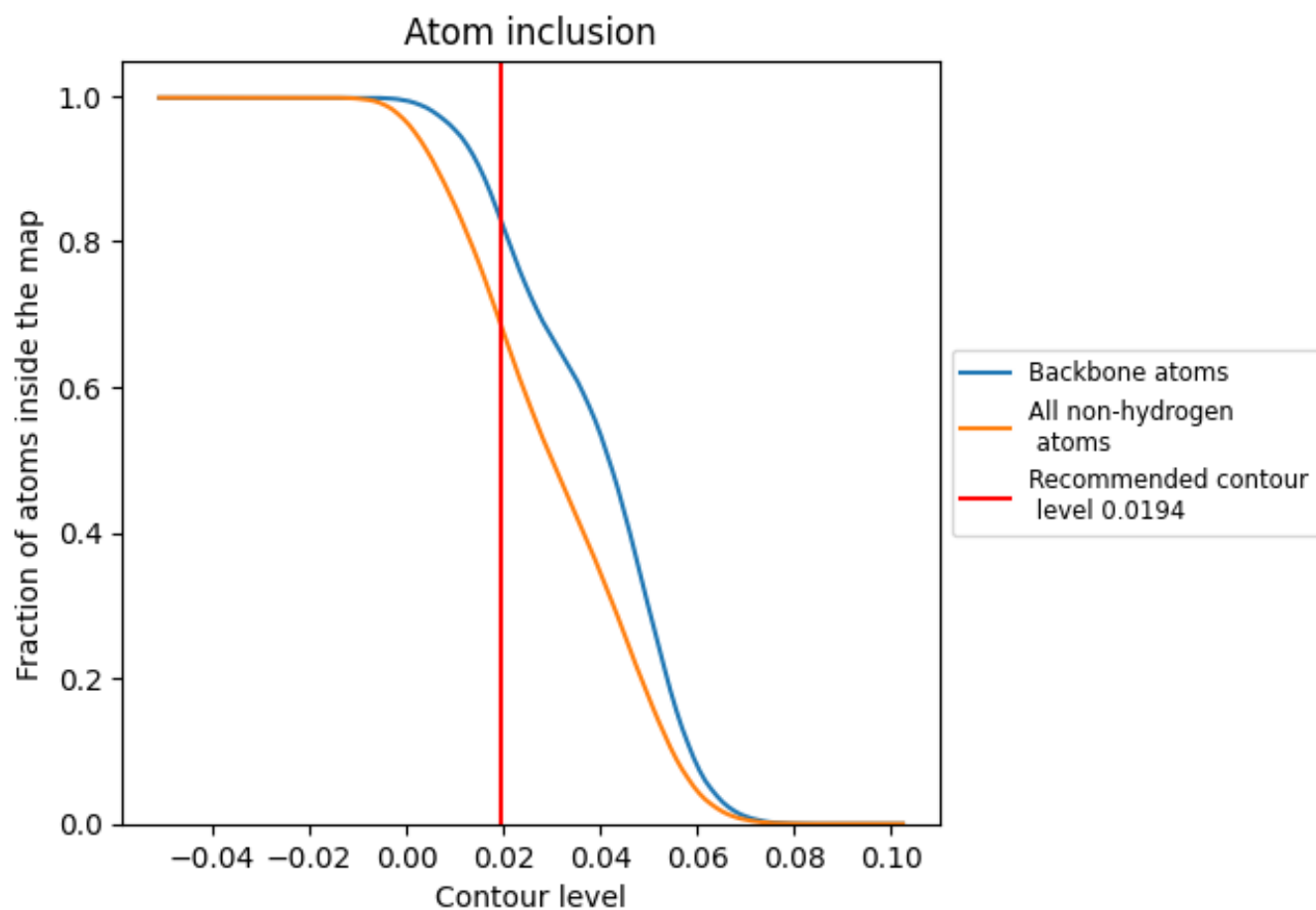
The images above show the model with each residue coloured according its Q-score. This shows their resolvability in the map with higher Q-score values reflecting better resolvability. Please note: Q-score is calculating the resolvability of atoms, and thus high values are only expected at resolutions at which atoms can be resolved. Low Q-score values may therefore be expected for many entries.

## 9.3 Atom inclusion mapped to coordinate model [i](#)



The images above show the model with each residue coloured according to its atom inclusion. This shows to what extent they are inside the map at the recommended contour level (0.0194).



























## 9.4 Atom inclusion [i](#)



At the recommended contour level, 83% of all backbone atoms, 69% of all non-hydrogen atoms, are inside the map.

## 9.5 Map-model fit summary

The table lists the average atom inclusion at the recommended contour level (0.0194) and Q-score for the entire model and for each chain.

Chain	Atom inclusion	Q-score
All	 0.6875	 0.4810
A	 0.5594	 0.4400
B	 0.5734	 0.4550
C	 0.6995	 0.4940
D	 0.6846	 0.4850
E	 0.7256	 0.4860
F	 0.7143	 0.4860
G	 0.7121	 0.4870
H	 0.6901	 0.4690
I	 0.7321	 0.4970
J	 0.6999	 0.4840
K	 0.7280	 0.4980
L	 0.7024	 0.4860

