



## Full wwPDB EM Validation Report ⓘ

Nov 20, 2022 – 04:15 pm GMT

PDB ID : 5MDX  
EMDB ID : EMD-3491  
Title : Cryo-EM structure of the PSII supercomplex from *Arabidopsis thaliana*  
Authors : van Bezouwen, L.S.; Caffarri, S.; Kale, R.S.; Kouril, R.; Thunnissen, A.M.W.H.; Oostergetel, G.T.; Boekema, E.J.  
Deposited on : 2016-11-13  
Resolution : 5.30 Å(reported)

This is a Full wwPDB EM Validation Report for a publicly released PDB entry.

We welcome your comments at [validation@mail.wwpdb.org](mailto:validation@mail.wwpdb.org)

A user guide is available at

<https://www.wwpdb.org/validation/2017/EMValidationReportHelp>

with specific help available everywhere you see the ⓘ symbol.

The types of validation reports are described at

<http://www.wwpdb.org/validation/2017/FAQs#types>.

---

The following versions of software and data (see [references ⓘ](#)) were used in the production of this report:

EMDB validation analysis : 0.0.1.dev43  
Mogul : 1.8.4, CSD as541be (2020)  
MolProbity : 4.02b-467  
buster-report : 1.1.7 (2018)  
Percentile statistics : 20191225.v01 (using entries in the PDB archive December 25th 2019)  
MapQ : 1.9.9  
Ideal geometry (proteins) : Engh & Huber (2001)  
Ideal geometry (DNA, RNA) : Parkinson et al. (1996)  
Validation Pipeline (wwPDB-VP) : 2.31.2

# 1 Overall quality at a glance i

The following experimental techniques were used to determine the structure:  
*ELECTRON MICROSCOPY*

The reported resolution of this entry is 5.30 Å.

Percentile scores (ranging between 0-100) for global validation metrics of the entry are shown in the following graphic. The table shows the number of entries on which the scores are based.



Metric	Whole archive (#Entries)	EM structures (#Entries)
Ramachandran outliers	154571	4023
Sidechain outliers	154315	3826

The table below summarises the geometric issues observed across the polymeric chains and their fit to the map. The red, orange, yellow and green segments of the bar indicate the fraction of residues that contain outliers for  $\geq 3$ , 2, 1 and 0 types of geometric quality criteria respectively. A grey segment represents the fraction of residues that are not modelled. The numeric value for each fraction is indicated below the corresponding segment, with a dot representing fractions  $\leq 5\%$ . The upper red bar (where present) indicates the fraction of residues that have poor fit to the EM map (all-atom inclusion  $< 40\%$ ). The numeric value is given above the bar.

Mol	Chain	Length	Quality of chain
1	A	343	<div style="display: flex; align-items: center;"> <div style="width: 14%; height: 10px; background-color: red; margin-right: 5px;"></div> <div style="width: 86%; height: 10px; background-color: green; margin-right: 5px;"></div> <div style="width: 10%; height: 10px; background-color: grey; margin-right: 5px;"></div> </div> <p style="margin: 0;">14% 90% 10%</p>
1	a	343	<div style="display: flex; align-items: center;"> <div style="width: 11%; height: 10px; background-color: red; margin-right: 5px;"></div> <div style="width: 85%; height: 10px; background-color: green; margin-right: 5px;"></div> <div style="width: 4%; height: 10px; background-color: grey; margin-right: 5px;"></div> </div> <p style="margin: 0;">11% 96% .</p>
2	B	507	<div style="display: flex; align-items: center;"> <div style="width: 8%; height: 10px; background-color: red; margin-right: 5px;"></div> <div style="width: 86%; height: 10px; background-color: green; margin-right: 5px;"></div> <div style="width: 6%; height: 10px; background-color: grey; margin-right: 5px;"></div> </div> <p style="margin: 0;">8% 94% 6%</p>
2	b	507	<div style="display: flex; align-items: center;"> <div style="width: 30%; height: 10px; background-color: red; margin-right: 5px;"></div> <div style="width: 64%; height: 10px; background-color: green; margin-right: 5px;"></div> <div style="width: 6%; height: 10px; background-color: grey; margin-right: 5px;"></div> </div> <p style="margin: 0;">30% 94% 6%</p>
3	C	459	<div style="display: flex; align-items: center;"> <div style="width: 6%; height: 10px; background-color: red; margin-right: 5px;"></div> <div style="width: 88%; height: 10px; background-color: green; margin-right: 5px;"></div> <div style="width: 6%; height: 10px; background-color: grey; margin-right: 5px;"></div> </div> <p style="margin: 0;">6% 94% 6%</p>
3	c	459	<div style="display: flex; align-items: center;"> <div style="width: 1%; height: 10px; background-color: red; margin-right: 5px;"></div> <div style="width: 93%; height: 10px; background-color: green; margin-right: 5px;"></div> <div style="width: 6%; height: 10px; background-color: grey; margin-right: 5px;"></div> </div> <p style="margin: 0;">. 94% 6%</p>
4	D	352	<div style="display: flex; align-items: center;"> <div style="width: 9%; height: 10px; background-color: red; margin-right: 5px;"></div> <div style="width: 86%; height: 10px; background-color: green; margin-right: 5px;"></div> <div style="width: 5%; height: 10px; background-color: grey; margin-right: 5px;"></div> </div> <p style="margin: 0;">9% 95% . 5%</p>
4	d	352	<div style="display: flex; align-items: center;"> <div style="width: 6%; height: 10px; background-color: red; margin-right: 5px;"></div> <div style="width: 89%; height: 10px; background-color: green; margin-right: 5px;"></div> <div style="width: 5%; height: 10px; background-color: grey; margin-right: 5px;"></div> </div> <p style="margin: 0;">6% 95% . 5%</p>
5	E	83	<div style="display: flex; align-items: center;"> <div style="width: 8%; height: 10px; background-color: red; margin-right: 5px;"></div> <div style="width: 79%; height: 10px; background-color: green; margin-right: 5px;"></div> <div style="width: 13%; height: 10px; background-color: grey; margin-right: 5px;"></div> </div> <p style="margin: 0;">8% 87% 13%</p>

*Continued on next page...*

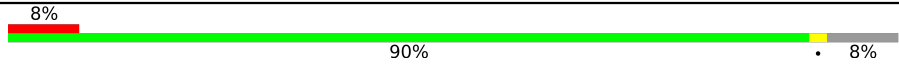
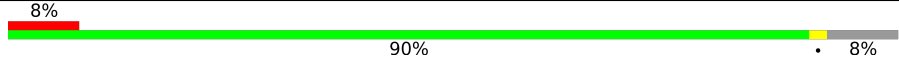
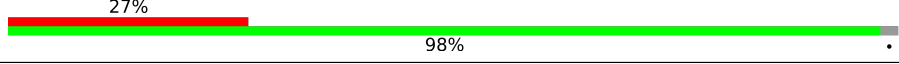
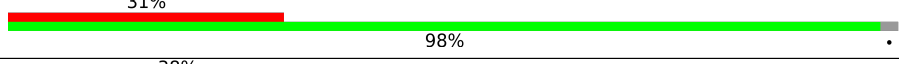
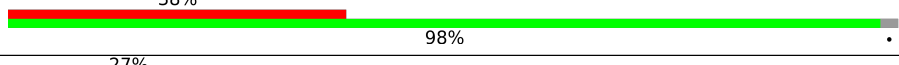
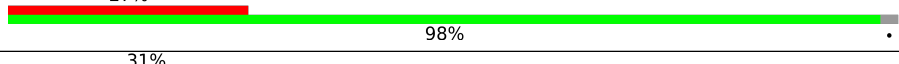
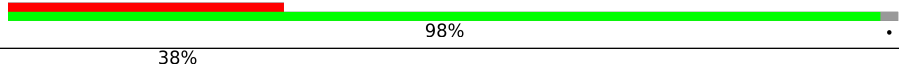
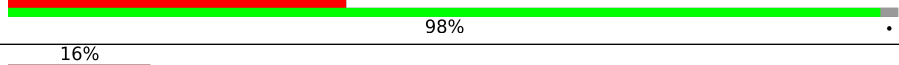
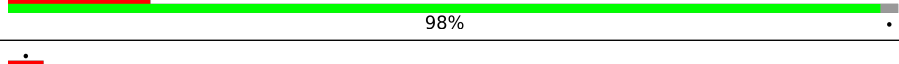
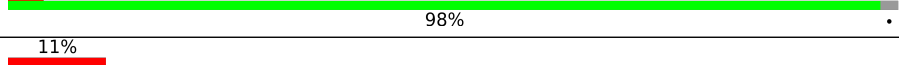
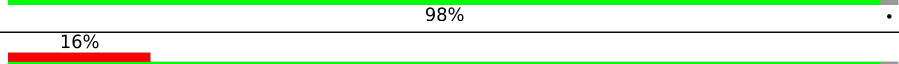
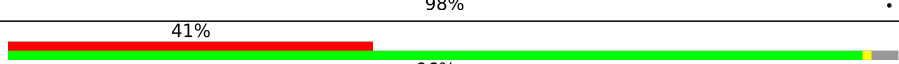
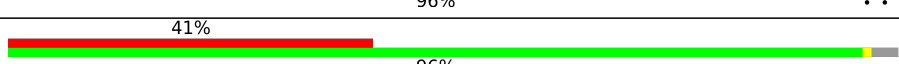
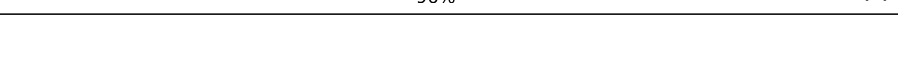


Continued from previous page...

Mol	Chain	Length	Quality of chain
5	e	83	7% 87% 13%
6	F	39	1% 74% 26%
6	f	39	8% 74% 26%
7	H	72	1% 72% 28%
7	h	72	10% 72% 28%
8	I	36	17% 97% 5%
8	i	36	11% 97% 5%
9	K	37	1% 97% 5%
9	k	37	5% 97% 5%
10	L	38	11% 92% 5% 5%
10	l	38	11% 92% 5% 5%
11	M	34	6% 85% 15%
11	m	34	15% 82% 5% 15%
12	O	247	1% 77% 5% 22%
12	o	247	7% 77% 5% 22%
13	T	33	12% 88% 12%
13	t	33	18% 88% 12%
14	W	54	11% 85% 15%
14	w	54	7% 85% 15%
15	X	116	1% 28% 72%
15	x	116	8% 28% 72%
16	Z	62	8% 98% 5%
16	z	62	6% 98% 5%
17	R	250	18% 75% 25%
17	r	250	18% 75% 25%

Continued on next page...

Continued from previous page...

Mol	Chain	Length	Quality of chain
18	S	232	
18	s	232	
19	1	224	
19	2	224	
19	3	224	
19	5	224	
19	6	224	
19	7	224	
19	G	224	
19	N	224	
19	Y	224	
19	g	224	
19	n	224	
19	y	224	
20	4	210	
20	8	210	

The following table lists non-polymeric compounds, carbohydrate monomers and non-standard residues in protein, DNA, RNA chains that are outliers for geometric or electron-density-fit criteria:

Mol	Type	Chain	Res	Chirality	Geometry	Clashes	Electron density
22	CLA	1	602	X	-	-	-
22	CLA	1	603	X	-	-	-
22	CLA	1	604	X	-	-	-
22	CLA	1	610	X	-	-	-
22	CLA	1	611	X	-	-	-
22	CLA	1	612	X	-	-	-
22	CLA	1	613	X	-	-	-
22	CLA	1	614	X	-	-	-
22	CLA	2	602	X	-	-	-
22	CLA	2	603	X	-	-	-

Continued on next page...

*Continued from previous page...*

Mol	Type	Chain	Res	Chirality	Geometry	Clashes	Electron density
22	CLA	2	604	X	-	-	-
22	CLA	2	609	X	-	-	-
22	CLA	2	610	X	-	-	-
22	CLA	2	611	X	-	-	-
22	CLA	2	612	X	-	-	-
22	CLA	2	613	X	-	-	-
22	CLA	3	303	X	-	-	-
22	CLA	3	304	X	-	-	-
22	CLA	3	305	X	-	-	-
22	CLA	3	310	X	-	-	-
22	CLA	3	311	X	-	-	-
22	CLA	3	312	X	-	-	-
22	CLA	3	313	X	-	-	-
22	CLA	3	314	X	-	-	-
22	CLA	4	302	X	-	-	-
22	CLA	4	303	X	-	-	-
22	CLA	4	304	X	-	-	-
22	CLA	4	309	X	-	-	-
22	CLA	4	310	X	-	-	-
22	CLA	5	602	X	-	-	-
22	CLA	5	603	X	-	-	-
22	CLA	5	604	X	-	-	-
22	CLA	5	610	X	-	-	-
22	CLA	5	611	X	-	-	-
22	CLA	5	612	X	-	-	-
22	CLA	5	613	X	-	-	-
22	CLA	5	614	X	-	-	-
22	CLA	6	602	X	-	-	-
22	CLA	6	603	X	-	-	-
22	CLA	6	604	X	-	-	-
22	CLA	6	609	X	-	-	-
22	CLA	6	610	X	-	-	-
22	CLA	6	611	X	-	-	-
22	CLA	6	612	X	-	-	-
22	CLA	6	613	X	-	-	-
22	CLA	7	303	X	-	-	-
22	CLA	7	304	X	-	-	-
22	CLA	7	305	X	-	-	-
22	CLA	7	310	X	-	-	-
22	CLA	7	311	X	-	-	-
22	CLA	7	312	X	-	-	-
22	CLA	7	313	X	-	-	-

*Continued on next page...*

*Continued from previous page...*

Mol	Type	Chain	Res	Chirality	Geometry	Clashes	Electron density
22	CLA	7	314	X	-	-	-
22	CLA	8	302	X	-	-	-
22	CLA	8	303	X	-	-	-
22	CLA	8	304	X	-	-	-
22	CLA	8	309	X	-	-	-
22	CLA	8	310	X	-	-	-
22	CLA	A	402	X	-	-	-
22	CLA	A	403	X	-	-	-
22	CLA	A	405	X	-	-	-
22	CLA	B	602	X	-	-	-
22	CLA	B	603	X	-	-	-
22	CLA	B	604	X	-	-	-
22	CLA	B	605	X	-	-	-
22	CLA	B	607	X	-	-	-
22	CLA	B	610	X	-	-	-
22	CLA	B	611	X	-	-	-
22	CLA	B	612	X	-	-	-
22	CLA	B	613	X	-	-	-
22	CLA	B	614	X	-	-	-
22	CLA	B	615	X	-	-	-
22	CLA	B	616	X	-	-	-
22	CLA	C	501	X	-	-	-
22	CLA	C	502	X	-	-	-
22	CLA	C	503	X	-	-	-
22	CLA	C	504	X	-	-	-
22	CLA	C	505	X	-	-	-
22	CLA	C	506	X	-	-	-
22	CLA	C	507	X	-	-	-
22	CLA	C	508	X	-	-	-
22	CLA	C	509	X	-	-	-
22	CLA	C	510	X	-	-	-
22	CLA	C	512	X	-	-	-
22	CLA	D	401	X	-	-	-
22	CLA	D	403	X	-	-	-
22	CLA	D	404	X	-	-	-
22	CLA	G	602	X	-	-	-
22	CLA	G	603	X	-	-	-
22	CLA	G	604	X	-	-	-
22	CLA	G	610	X	-	-	-
22	CLA	G	611	X	-	-	-
22	CLA	G	612	X	-	-	-
22	CLA	G	613	X	-	-	-

*Continued on next page...*

*Continued from previous page...*

Mol	Type	Chain	Res	Chirality	Geometry	Clashes	Electron density
22	CLA	G	614	X	-	-	-
22	CLA	N	602	X	-	-	-
22	CLA	N	603	X	-	-	-
22	CLA	N	604	X	-	-	-
22	CLA	N	610	X	-	-	-
22	CLA	N	611	X	-	-	-
22	CLA	N	612	X	-	-	-
22	CLA	N	613	X	-	-	-
22	CLA	N	614	X	-	-	-
22	CLA	R	301	X	-	-	-
22	CLA	R	302	X	-	-	-
22	CLA	R	303	X	-	-	-
22	CLA	R	307	X	-	-	-
22	CLA	R	308	X	-	-	-
22	CLA	R	309	X	-	-	-
22	CLA	R	310	X	-	-	-
22	CLA	R	311	X	-	-	-
22	CLA	R	312	X	-	-	-
22	CLA	S	301	X	-	-	-
22	CLA	S	303	X	-	-	-
22	CLA	S	304	X	-	-	-
22	CLA	S	305	X	-	-	-
22	CLA	S	309	X	-	-	-
22	CLA	S	310	X	-	-	-
22	CLA	S	311	X	-	-	-
22	CLA	S	312	X	-	-	-
22	CLA	S	313	X	-	-	-
22	CLA	S	314	X	-	-	-
22	CLA	Y	602	X	-	-	-
22	CLA	Y	603	X	-	-	-
22	CLA	Y	604	X	-	-	-
22	CLA	Y	610	X	-	-	-
22	CLA	Y	611	X	-	-	-
22	CLA	Y	612	X	-	-	-
22	CLA	Y	613	X	-	-	-
22	CLA	Y	614	X	-	-	-
22	CLA	a	402	X	-	-	-
22	CLA	a	403	X	-	-	-
22	CLA	a	405	X	-	-	-
22	CLA	b	601	X	-	-	-
22	CLA	b	603	X	-	-	-
22	CLA	b	604	X	-	-	-

*Continued on next page...*

*Continued from previous page...*

Mol	Type	Chain	Res	Chirality	Geometry	Clashes	Electron density
22	CLA	b	606	X	-	-	-
22	CLA	b	607	X	-	-	-
22	CLA	b	608	X	-	-	-
22	CLA	b	610	X	-	-	-
22	CLA	b	612	X	-	-	-
22	CLA	b	613	X	-	-	-
22	CLA	b	615	X	-	-	-
22	CLA	b	616	X	-	-	-
22	CLA	c	501	X	-	-	-
22	CLA	c	502	X	-	-	-
22	CLA	c	503	X	-	-	-
22	CLA	c	504	X	-	-	-
22	CLA	c	505	X	-	-	-
22	CLA	c	506	X	-	-	-
22	CLA	c	507	X	-	-	-
22	CLA	c	508	X	-	-	-
22	CLA	c	509	X	-	-	-
22	CLA	c	510	X	-	-	-
22	CLA	c	512	X	-	-	-
22	CLA	d	401	X	-	-	-
22	CLA	d	403	X	-	-	-
22	CLA	d	404	X	-	-	-
22	CLA	g	602	X	-	-	-
22	CLA	g	603	X	-	-	-
22	CLA	g	604	X	-	-	-
22	CLA	g	610	X	-	-	-
22	CLA	g	611	X	-	-	-
22	CLA	g	612	X	-	-	-
22	CLA	g	613	X	-	-	-
22	CLA	g	614	X	-	-	-
22	CLA	n	602	X	-	-	-
22	CLA	n	603	X	-	-	-
22	CLA	n	604	X	-	-	-
22	CLA	n	610	X	-	-	-
22	CLA	n	611	X	-	-	-
22	CLA	n	612	X	-	-	-
22	CLA	n	613	X	-	-	-
22	CLA	n	614	X	-	-	-
22	CLA	r	301	X	-	-	-
22	CLA	r	302	X	-	-	-
22	CLA	r	303	X	-	-	-
22	CLA	r	307	X	-	-	-

*Continued on next page...*

*Continued from previous page...*

Mol	Type	Chain	Res	Chirality	Geometry	Clashes	Electron density
22	CLA	r	308	X	-	-	-
22	CLA	r	309	X	-	-	-
22	CLA	r	310	X	-	-	-
22	CLA	r	311	X	-	-	-
22	CLA	r	312	X	-	-	-
22	CLA	s	301	X	-	-	-
22	CLA	s	303	X	-	-	-
22	CLA	s	304	X	-	-	-
22	CLA	s	305	X	-	-	-
22	CLA	s	309	X	-	-	-
22	CLA	s	310	X	-	-	-
22	CLA	s	311	X	-	-	-
22	CLA	s	312	X	-	-	-
22	CLA	s	313	X	-	-	-
22	CLA	s	314	X	-	-	-
22	CLA	y	602	X	-	-	-
22	CLA	y	603	X	-	-	-
22	CLA	y	604	X	-	-	-
22	CLA	y	610	X	-	-	-
22	CLA	y	611	X	-	-	-
22	CLA	y	612	X	-	-	-
22	CLA	y	613	X	-	-	-
22	CLA	y	614	X	-	-	-
25	CHL	1	601	X	-	-	-
25	CHL	1	605	X	-	-	-
25	CHL	1	606	X	-	-	-
25	CHL	1	607	X	-	-	-
25	CHL	1	608	X	-	-	-
25	CHL	1	609	X	-	-	-
25	CHL	1	615	X	-	-	-
25	CHL	2	601	X	-	-	-
25	CHL	2	605	X	-	-	-
25	CHL	2	606	X	-	-	-
25	CHL	2	607	X	-	-	-
25	CHL	2	608	X	-	-	-
25	CHL	3	301	X	-	-	-
25	CHL	3	302	X	-	-	-
25	CHL	3	306	X	-	-	-
25	CHL	3	307	X	-	-	-
25	CHL	3	308	X	-	-	-
25	CHL	3	309	X	-	-	-
25	CHL	4	301	X	-	-	-

*Continued on next page...*

*Continued from previous page...*

Mol	Type	Chain	Res	Chirality	Geometry	Clashes	Electron density
25	CHL	4	305	X	-	-	-
25	CHL	4	306	X	-	-	-
25	CHL	4	307	X	-	-	-
25	CHL	4	308	X	-	-	-
25	CHL	5	601	X	-	-	-
25	CHL	5	605	X	-	-	-
25	CHL	5	606	X	-	-	-
25	CHL	5	607	X	-	-	-
25	CHL	5	608	X	-	-	-
25	CHL	5	609	X	-	-	-
25	CHL	5	615	X	-	-	-
25	CHL	6	601	X	-	-	-
25	CHL	6	605	X	-	-	-
25	CHL	6	606	X	-	-	-
25	CHL	6	607	X	-	-	-
25	CHL	6	608	X	-	-	-
25	CHL	7	301	X	-	-	-
25	CHL	7	302	X	-	-	-
25	CHL	7	306	X	-	-	-
25	CHL	7	307	X	-	-	-
25	CHL	7	308	X	-	-	-
25	CHL	7	309	X	-	-	-
25	CHL	8	301	X	-	-	-
25	CHL	8	305	X	-	-	-
25	CHL	8	306	X	-	-	-
25	CHL	8	307	X	-	-	-
25	CHL	8	308	X	-	-	-
25	CHL	G	601	X	-	-	-
25	CHL	G	605	X	-	-	-
25	CHL	G	606	X	-	-	-
25	CHL	G	607	X	-	-	-
25	CHL	G	608	X	-	-	-
25	CHL	G	609	X	-	-	-
25	CHL	N	601	X	-	-	-
25	CHL	N	605	X	-	-	-
25	CHL	N	606	X	-	-	-
25	CHL	N	607	X	-	-	-
25	CHL	N	608	X	-	-	-
25	CHL	N	609	X	-	-	-
25	CHL	R	304	X	-	-	-
25	CHL	R	305	X	-	-	-
25	CHL	R	306	X	-	-	-

*Continued on next page...*



*Continued from previous page...*

Mol	Type	Chain	Res	Chirality	Geometry	Clashes	Electron density
25	CHL	S	302	X	-	-	-
25	CHL	S	306	X	-	-	-
25	CHL	S	307	X	-	-	-
25	CHL	S	308	X	-	-	-
25	CHL	Y	601	X	-	-	-
25	CHL	Y	605	X	-	-	-
25	CHL	Y	606	X	-	-	-
25	CHL	Y	607	X	-	-	-
25	CHL	Y	608	X	-	-	-
25	CHL	Y	609	X	-	-	-
25	CHL	g	601	X	-	-	-
25	CHL	g	605	X	-	-	-
25	CHL	g	606	X	-	-	-
25	CHL	g	607	X	-	-	-
25	CHL	g	608	X	-	-	-
25	CHL	g	609	X	-	-	-
25	CHL	n	601	X	-	-	-
25	CHL	n	605	X	-	-	-
25	CHL	n	606	X	-	-	-
25	CHL	n	607	X	-	-	-
25	CHL	n	608	X	-	-	-
25	CHL	n	609	X	-	-	-
25	CHL	r	304	X	-	-	-
25	CHL	r	305	X	-	-	-
25	CHL	r	306	X	-	-	-
25	CHL	s	302	X	-	-	-
25	CHL	s	306	X	-	-	-
25	CHL	s	307	X	-	-	-
25	CHL	s	308	X	-	-	-
25	CHL	y	601	X	-	-	-
25	CHL	y	605	X	-	-	-
25	CHL	y	606	X	-	-	-
25	CHL	y	607	X	-	-	-
25	CHL	y	608	X	-	-	-
25	CHL	y	609	X	-	-	-

## 2 Entry composition [i](#)

There are 25 unique types of molecules in this entry. The entry contains 78324 atoms, of which 0 are hydrogens and 0 are deuteriums.

In the tables below, the AltConf column contains the number of residues with at least one atom in alternate conformation and the Trace column contains the number of residues modelled with at most 2 atoms.

- Molecule 1 is a protein called Photosystem II protein D1.

Mol	Chain	Residues	Atoms					AltConf	Trace
			Total	C	N	O	S		
1	A	308	Total	C	N	O	S	0	0
			2388	1558	392	426	12		
1	a	330	Total	C	N	O	S	0	0
			2584	1688	426	457	13		

- Molecule 2 is a protein called Photosystem II CP47 reaction center protein.

Mol	Chain	Residues	Atoms					AltConf	Trace
			Total	C	N	O	S		
2	B	478	Total	C	N	O	S	0	0
			3752	2459	635	646	12		
2	b	478	Total	C	N	O	S	0	0
			3752	2459	635	646	12		

- Molecule 3 is a protein called Photosystem II CP43 reaction center protein.

Mol	Chain	Residues	Atoms					AltConf	Trace
			Total	C	N	O	S		
3	C	433	Total	C	N	O	S	0	0
			3373	2221	563	578	11		
3	c	433	Total	C	N	O	S	0	0
			3373	2221	563	578	11		

- Molecule 4 is a protein called Photosystem II D2 protein.

Mol	Chain	Residues	Atoms					AltConf	Trace
			Total	C	N	O	S		
4	D	336	Total	C	N	O	S	0	0
			2675	1770	438	455	12		
4	d	336	Total	C	N	O	S	0	0
			2675	1770	438	455	12		

- Molecule 5 is a protein called Cytochrome b559 subunit alpha.

Mol	Chain	Residues	Atoms				AltConf	Trace
5	E	72	Total	C	N	O	0	0
			586	386	93	107		
5	e	72	Total	C	N	O	0	0
			586	386	93	107		

- Molecule 6 is a protein called Cytochrome b559 subunit beta (PsbF).

Mol	Chain	Residues	Atoms					AltConf	Trace
6	F	29	Total	C	N	O	S	0	0
			224	147	40	36	1		
6	f	29	Total	C	N	O	S	0	0
			224	147	40	36	1		

- Molecule 7 is a protein called Photosystem II reaction center protein H.

Mol	Chain	Residues	Atoms					AltConf	Trace
7	H	52	Total	C	N	O	S	0	0
			389	257	61	69	2		
7	h	52	Total	C	N	O	S	0	0
			389	257	61	69	2		

- Molecule 8 is a protein called Photosystem II reaction center protein I.

Mol	Chain	Residues	Atoms					AltConf	Trace
8	I	35	Total	C	N	O	S	0	0
			286	195	44	46	1		
8	i	35	Total	C	N	O	S	0	0
			286	195	44	46	1		

- Molecule 9 is a protein called Photosystem II reaction center protein K.

Mol	Chain	Residues	Atoms					AltConf	Trace
9	K	36	Total	C	N	O	S	0	0
			290	205	40	44	1		
9	k	36	Total	C	N	O	S	0	0
			290	205	40	44	1		

- Molecule 10 is a protein called Photosystem II reaction center protein L.

Mol	Chain	Residues	Atoms				AltConf	Trace
10	L	36	Total	C	N	O	0	0
			302	200	47	55		

*Continued on next page...*

*Continued from previous page...*

Mol	Chain	Residues	Atoms				AltConf	Trace
			Total	C	N	O		
10	l	36	302	200	47	55	0	0

- Molecule 11 is a protein called Photosystem II reaction center protein M.

Mol	Chain	Residues	Atoms				AltConf	Trace
			Total	C	N	O		
11	M	29	226	158	32	36	0	0
11	m	29	226	158	32	36	0	0

- Molecule 12 is a protein called Oxygen-evolving enhancer protein 1-1, chloroplastic.

Mol	Chain	Residues	Atoms					AltConf	Trace
			Total	C	N	O	S		
12	O	193	1487	951	235	297	4	0	0
12	o	193	1487	951	235	297	4	0	0

- Molecule 13 is a protein called Photosystem II reaction center protein T.

Mol	Chain	Residues	Atoms					AltConf	Trace
			Total	C	N	O	S		
13	T	29	239	168	33	37	1	0	0
13	t	29	239	168	33	37	1	0	0

- Molecule 14 is a protein called Photosystem II reaction center W protein, chloroplastic.

Mol	Chain	Residues	Atoms					AltConf	Trace
			Total	C	N	O	S		
14	W	46	372	247	53	71	1	0	0
14	w	46	372	247	53	71	1	0	0

- Molecule 15 is a protein called Photosystem II reaction center protein X.

Mol	Chain	Residues	Atoms				AltConf	Trace
			Total	C	N	O		
15	X	32	226	149	35	42	0	0
15	x	32	226	149	35	42	0	0

- Molecule 16 is a protein called Photosystem II reaction center protein Z.

Mol	Chain	Residues	Atoms					AltConf	Trace
			Total	C	N	O	S		
16	Z	61	458	310	68	79	1	0	0
16	z	61	458	310	68	79	1	0	0

- Molecule 17 is a protein called Chlorophyll a-b binding protein CP29.1, chloroplastic.

Mol	Chain	Residues	Atoms					AltConf	Trace
			Total	C	N	O	S		
17	R	188	1459	953	238	265	3	0	0
17	r	188	1459	953	238	265	3	0	0

- Molecule 18 is a protein called Chlorophyll a-b binding protein CP26, chloroplastic.

Mol	Chain	Residues	Atoms					AltConf	Trace
			Total	C	N	O	S		
18	S	214	1653	1082	270	297	4	0	0
18	s	214	1653	1082	270	297	4	0	0

- Molecule 19 is a protein called Chlorophyll a-b binding protein 1, chloroplastic.

Mol	Chain	Residues	Atoms					AltConf	Trace
			Total	C	N	O	S		
19	G	219	1666	1078	273	310	5	0	0
19	N	219	1666	1078	273	310	5	0	0
19	Y	219	1666	1078	273	310	5	0	0
19	g	219	1666	1078	273	310	5	0	0
19	n	219	1666	1078	273	310	5	0	0
19	y	219	1666	1078	273	310	5	0	0
19	1	219	1666	1078	273	310	5	0	0
19	2	219	1666	1078	273	310	5	0	0
19	3	219	1666	1078	273	310	5	0	0

*Continued on next page...*

Continued from previous page...

Mol	Chain	Residues	Atoms					AltConf	Trace
19	5	219	Total	C	N	O	S	0	0
			1666	1078	273	310	5		
19	6	219	Total	C	N	O	S	0	0
			1666	1078	273	310	5		
19	7	219	Total	C	N	O	S	0	0
			1666	1078	273	310	5		

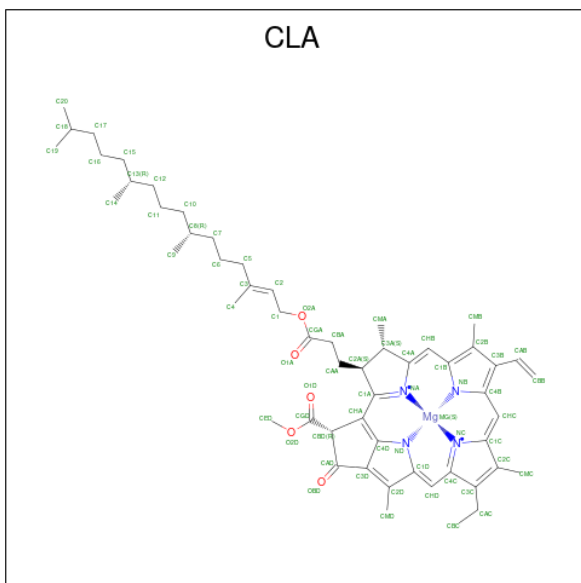
- Molecule 20 is a protein called Chlorophyll a-b binding protein, chloroplastic.

Mol	Chain	Residues	Atoms					AltConf	Trace
20	4	204	Total	C	N	O	S	0	0
			1597	1048	262	283	4		
20	8	204	Total	C	N	O	S	0	0
			1597	1048	262	283	4		

- Molecule 21 is FE (II) ION (three-letter code: FE2) (formula: Fe).

Mol	Chain	Residues	Atoms		AltConf
21	A	1	Total	Fe	0
			1	1	
21	a	1	Total	Fe	0
			1	1	

- Molecule 22 is CHLOROPHYLL A (three-letter code: CLA) (formula: C<sub>55</sub>H<sub>72</sub>MgN<sub>4</sub>O<sub>5</sub>).



Mol	Chain	Residues	Atoms					AltConf
22	A	1	Total	C	Mg	N	O	0
			135	105	3	12	15	
22	A	1	Total	C	Mg	N	O	0
			135	105	3	12	15	
22	A	1	Total	C	Mg	N	O	0
			135	105	3	12	15	
22	B	1	Total	C	Mg	N	O	0
			720	560	16	64	80	
22	B	1	Total	C	Mg	N	O	0
			720	560	16	64	80	
22	B	1	Total	C	Mg	N	O	0
			720	560	16	64	80	
22	B	1	Total	C	Mg	N	O	0
			720	560	16	64	80	
22	B	1	Total	C	Mg	N	O	0
			720	560	16	64	80	
22	B	1	Total	C	Mg	N	O	0
			720	560	16	64	80	
22	B	1	Total	C	Mg	N	O	0
			720	560	16	64	80	
22	B	1	Total	C	Mg	N	O	0
			720	560	16	64	80	
22	B	1	Total	C	Mg	N	O	0
			720	560	16	64	80	
22	B	1	Total	C	Mg	N	O	0
			720	560	16	64	80	
22	B	1	Total	C	Mg	N	O	0
			720	560	16	64	80	
22	B	1	Total	C	Mg	N	O	0
			720	560	16	64	80	
22	B	1	Total	C	Mg	N	O	0
			720	560	16	64	80	
22	B	1	Total	C	Mg	N	O	0
			720	560	16	64	80	
22	C	1	Total	C	Mg	N	O	0
			540	420	12	48	60	
22	C	1	Total	C	Mg	N	O	0
			540	420	12	48	60	
22	C	1	Total	C	Mg	N	O	0
			540	420	12	48	60	

*Continued on next page...*

*Continued from previous page...*

Mol	Chain	Residues	Atoms					AltConf
			Total	C	Mg	N	O	
22	C	1	540	420	12	48	60	0
22	C	1	540	420	12	48	60	0
22	C	1	540	420	12	48	60	0
22	C	1	540	420	12	48	60	0
22	C	1	540	420	12	48	60	0
22	C	1	540	420	12	48	60	0
22	C	1	540	420	12	48	60	0
22	C	1	540	420	12	48	60	0
22	C	1	540	420	12	48	60	0
22	D	1	135	105	3	12	15	0
22	D	1	135	105	3	12	15	0
22	D	1	135	105	3	12	15	0
22	a	1	135	105	3	12	15	0
22	a	1	135	105	3	12	15	0
22	a	1	135	105	3	12	15	0
22	b	1	720	560	16	64	80	0
22	b	1	720	560	16	64	80	0
22	b	1	720	560	16	64	80	0
22	b	1	720	560	16	64	80	0
22	b	1	720	560	16	64	80	0
22	b	1	720	560	16	64	80	0

*Continued on next page...*



*Continued from previous page...*

Mol	Chain	Residues	Atoms					AltConf
			Total	C	Mg	N	O	
22	b	1	Total 720	C 560	Mg 16	N 64	O 80	0
22	b	1	Total 720	C 560	Mg 16	N 64	O 80	0
22	b	1	Total 720	C 560	Mg 16	N 64	O 80	0
22	b	1	Total 720	C 560	Mg 16	N 64	O 80	0
22	b	1	Total 720	C 560	Mg 16	N 64	O 80	0
22	b	1	Total 720	C 560	Mg 16	N 64	O 80	0
22	b	1	Total 720	C 560	Mg 16	N 64	O 80	0
22	b	1	Total 720	C 560	Mg 16	N 64	O 80	0
22	b	1	Total 720	C 560	Mg 16	N 64	O 80	0
22	b	1	Total 720	C 560	Mg 16	N 64	O 80	0
22	b	1	Total 720	C 560	Mg 16	N 64	O 80	0
22	d	1	Total 135	C 105	Mg 3	N 12	O 15	0
22	d	1	Total 135	C 105	Mg 3	N 12	O 15	0
22	d	1	Total 135	C 105	Mg 3	N 12	O 15	0
22	c	1	Total 540	C 420	Mg 12	N 48	O 60	0
22	c	1	Total 540	C 420	Mg 12	N 48	O 60	0
22	c	1	Total 540	C 420	Mg 12	N 48	O 60	0
22	c	1	Total 540	C 420	Mg 12	N 48	O 60	0
22	c	1	Total 540	C 420	Mg 12	N 48	O 60	0
22	c	1	Total 540	C 420	Mg 12	N 48	O 60	0
22	c	1	Total 540	C 420	Mg 12	N 48	O 60	0
22	c	1	Total 540	C 420	Mg 12	N 48	O 60	0

*Continued on next page...*

*Continued from previous page...*

Mol	Chain	Residues	Atoms					AltConf
			Total	C	Mg	N	O	
22	c	1	Total 540	C 420	Mg 12	N 48	O 60	0
22	c	1	Total 540	C 420	Mg 12	N 48	O 60	0
22	c	1	Total 540	C 420	Mg 12	N 48	O 60	0
22	c	1	Total 540	C 420	Mg 12	N 48	O 60	0
22	R	1	Total 405	C 315	Mg 9	N 36	O 45	0
22	R	1	Total 405	C 315	Mg 9	N 36	O 45	0
22	R	1	Total 405	C 315	Mg 9	N 36	O 45	0
22	R	1	Total 405	C 315	Mg 9	N 36	O 45	0
22	R	1	Total 405	C 315	Mg 9	N 36	O 45	0
22	R	1	Total 405	C 315	Mg 9	N 36	O 45	0
22	R	1	Total 405	C 315	Mg 9	N 36	O 45	0
22	R	1	Total 405	C 315	Mg 9	N 36	O 45	0
22	R	1	Total 405	C 315	Mg 9	N 36	O 45	0
22	R	1	Total 405	C 315	Mg 9	N 36	O 45	0
22	R	1	Total 405	C 315	Mg 9	N 36	O 45	0
22	S	1	Total 450	C 350	Mg 10	N 40	O 50	0
22	S	1	Total 450	C 350	Mg 10	N 40	O 50	0
22	S	1	Total 450	C 350	Mg 10	N 40	O 50	0
22	S	1	Total 450	C 350	Mg 10	N 40	O 50	0
22	S	1	Total 450	C 350	Mg 10	N 40	O 50	0
22	S	1	Total 450	C 350	Mg 10	N 40	O 50	0
22	S	1	Total 450	C 350	Mg 10	N 40	O 50	0
22	S	1	Total 450	C 350	Mg 10	N 40	O 50	0

*Continued on next page...*

*Continued from previous page...*

Mol	Chain	Residues	Atoms					AltConf
			Total	C	Mg	N	O	
22	S	1	Total 450	C 350	Mg 10	N 40	O 50	0
22	S	1	Total 450	C 350	Mg 10	N 40	O 50	0
22	G	1	Total 360	C 280	Mg 8	N 32	O 40	0
22	G	1	Total 360	C 280	Mg 8	N 32	O 40	0
22	G	1	Total 360	C 280	Mg 8	N 32	O 40	0
22	G	1	Total 360	C 280	Mg 8	N 32	O 40	0
22	G	1	Total 360	C 280	Mg 8	N 32	O 40	0
22	G	1	Total 360	C 280	Mg 8	N 32	O 40	0
22	G	1	Total 360	C 280	Mg 8	N 32	O 40	0
22	G	1	Total 360	C 280	Mg 8	N 32	O 40	0
22	N	1	Total 360	C 280	Mg 8	N 32	O 40	0
22	N	1	Total 360	C 280	Mg 8	N 32	O 40	0
22	N	1	Total 360	C 280	Mg 8	N 32	O 40	0
22	N	1	Total 360	C 280	Mg 8	N 32	O 40	0
22	N	1	Total 360	C 280	Mg 8	N 32	O 40	0
22	N	1	Total 360	C 280	Mg 8	N 32	O 40	0
22	N	1	Total 360	C 280	Mg 8	N 32	O 40	0
22	N	1	Total 360	C 280	Mg 8	N 32	O 40	0
22	N	1	Total 360	C 280	Mg 8	N 32	O 40	0
22	Y	1	Total 360	C 280	Mg 8	N 32	O 40	0
22	Y	1	Total 360	C 280	Mg 8	N 32	O 40	0
22	Y	1	Total 360	C 280	Mg 8	N 32	O 40	0

*Continued on next page...*

*Continued from previous page...*

Mol	Chain	Residues	Atoms					AltConf
			Total	C	Mg	N	O	
22	Y	1	Total 360	C 280	Mg 8	N 32	O 40	0
22	Y	1	Total 360	C 280	Mg 8	N 32	O 40	0
22	Y	1	Total 360	C 280	Mg 8	N 32	O 40	0
22	Y	1	Total 360	C 280	Mg 8	N 32	O 40	0
22	Y	1	Total 360	C 280	Mg 8	N 32	O 40	0
22	r	1	Total 405	C 315	Mg 9	N 36	O 45	0
22	r	1	Total 405	C 315	Mg 9	N 36	O 45	0
22	r	1	Total 405	C 315	Mg 9	N 36	O 45	0
22	r	1	Total 405	C 315	Mg 9	N 36	O 45	0
22	r	1	Total 405	C 315	Mg 9	N 36	O 45	0
22	r	1	Total 405	C 315	Mg 9	N 36	O 45	0
22	r	1	Total 405	C 315	Mg 9	N 36	O 45	0
22	r	1	Total 405	C 315	Mg 9	N 36	O 45	0
22	r	1	Total 405	C 315	Mg 9	N 36	O 45	0
22	r	1	Total 405	C 315	Mg 9	N 36	O 45	0
22	s	1	Total 450	C 350	Mg 10	N 40	O 50	0
22	s	1	Total 450	C 350	Mg 10	N 40	O 50	0
22	s	1	Total 450	C 350	Mg 10	N 40	O 50	0
22	s	1	Total 450	C 350	Mg 10	N 40	O 50	0
22	s	1	Total 450	C 350	Mg 10	N 40	O 50	0
22	s	1	Total 450	C 350	Mg 10	N 40	O 50	0
22	s	1	Total 450	C 350	Mg 10	N 40	O 50	0

*Continued on next page...*

*Continued from previous page...*

Mol	Chain	Residues	Atoms					AltConf
			Total	C	Mg	N	O	
22	s	1	Total 450	C 350	Mg 10	N 40	O 50	0
22	s	1	Total 450	C 350	Mg 10	N 40	O 50	0
22	s	1	Total 450	C 350	Mg 10	N 40	O 50	0
22	g	1	Total 360	C 280	Mg 8	N 32	O 40	0
22	g	1	Total 360	C 280	Mg 8	N 32	O 40	0
22	g	1	Total 360	C 280	Mg 8	N 32	O 40	0
22	g	1	Total 360	C 280	Mg 8	N 32	O 40	0
22	g	1	Total 360	C 280	Mg 8	N 32	O 40	0
22	g	1	Total 360	C 280	Mg 8	N 32	O 40	0
22	g	1	Total 360	C 280	Mg 8	N 32	O 40	0
22	g	1	Total 360	C 280	Mg 8	N 32	O 40	0
22	n	1	Total 360	C 280	Mg 8	N 32	O 40	0
22	n	1	Total 360	C 280	Mg 8	N 32	O 40	0
22	n	1	Total 360	C 280	Mg 8	N 32	O 40	0
22	n	1	Total 360	C 280	Mg 8	N 32	O 40	0
22	n	1	Total 360	C 280	Mg 8	N 32	O 40	0
22	n	1	Total 360	C 280	Mg 8	N 32	O 40	0
22	n	1	Total 360	C 280	Mg 8	N 32	O 40	0
22	n	1	Total 360	C 280	Mg 8	N 32	O 40	0
22	y	1	Total 360	C 280	Mg 8	N 32	O 40	0
22	y	1	Total 360	C 280	Mg 8	N 32	O 40	0

*Continued on next page...*

*Continued from previous page...*

Mol	Chain	Residues	Atoms					AltConf
			Total	C	Mg	N	O	
22	y	1	360	280	8	32	40	0
22	y	1	360	280	8	32	40	0
22	y	1	360	280	8	32	40	0
22	y	1	360	280	8	32	40	0
22	y	1	360	280	8	32	40	0
22	y	1	360	280	8	32	40	0
22	1	1	360	280	8	32	40	0
22	1	1	360	280	8	32	40	0
22	1	1	360	280	8	32	40	0
22	1	1	360	280	8	32	40	0
22	1	1	360	280	8	32	40	0
22	1	1	360	280	8	32	40	0
22	1	1	360	280	8	32	40	0
22	1	1	360	280	8	32	40	0
22	1	1	360	280	8	32	40	0
22	2	1	360	280	8	32	40	0
22	2	1	360	280	8	32	40	0
22	2	1	360	280	8	32	40	0
22	2	1	360	280	8	32	40	0
22	2	1	360	280	8	32	40	0
22	2	1	360	280	8	32	40	0
22	2	1	360	280	8	32	40	0

*Continued on next page...*

*Continued from previous page...*

Mol	Chain	Residues	Atoms					AltConf
			Total	C	Mg	N	O	
22	2	1	Total 360	C 280	Mg 8	N 32	O 40	0
22	3	1	Total 360	C 280	Mg 8	N 32	O 40	0
22	3	1	Total 360	C 280	Mg 8	N 32	O 40	0
22	3	1	Total 360	C 280	Mg 8	N 32	O 40	0
22	3	1	Total 360	C 280	Mg 8	N 32	O 40	0
22	3	1	Total 360	C 280	Mg 8	N 32	O 40	0
22	3	1	Total 360	C 280	Mg 8	N 32	O 40	0
22	3	1	Total 360	C 280	Mg 8	N 32	O 40	0
22	3	1	Total 360	C 280	Mg 8	N 32	O 40	0
22	4	1	Total 225	C 175	Mg 5	N 20	O 25	0
22	4	1	Total 225	C 175	Mg 5	N 20	O 25	0
22	4	1	Total 225	C 175	Mg 5	N 20	O 25	0
22	4	1	Total 225	C 175	Mg 5	N 20	O 25	0
22	4	1	Total 225	C 175	Mg 5	N 20	O 25	0
22	5	1	Total 360	C 280	Mg 8	N 32	O 40	0
22	5	1	Total 360	C 280	Mg 8	N 32	O 40	0
22	5	1	Total 360	C 280	Mg 8	N 32	O 40	0
22	5	1	Total 360	C 280	Mg 8	N 32	O 40	0
22	5	1	Total 360	C 280	Mg 8	N 32	O 40	0
22	5	1	Total 360	C 280	Mg 8	N 32	O 40	0
22	5	1	Total 360	C 280	Mg 8	N 32	O 40	0

*Continued on next page...*

*Continued from previous page...*

Mol	Chain	Residues	Atoms					AltConf
			Total	C	Mg	N	O	
22	5	1	Total 360	C 280	Mg 8	N 32	O 40	0
22	6	1	Total 360	C 280	Mg 8	N 32	O 40	0
22	6	1	Total 360	C 280	Mg 8	N 32	O 40	0
22	6	1	Total 360	C 280	Mg 8	N 32	O 40	0
22	6	1	Total 360	C 280	Mg 8	N 32	O 40	0
22	6	1	Total 360	C 280	Mg 8	N 32	O 40	0
22	6	1	Total 360	C 280	Mg 8	N 32	O 40	0
22	6	1	Total 360	C 280	Mg 8	N 32	O 40	0
22	6	1	Total 360	C 280	Mg 8	N 32	O 40	0
22	7	1	Total 360	C 280	Mg 8	N 32	O 40	0
22	7	1	Total 360	C 280	Mg 8	N 32	O 40	0
22	7	1	Total 360	C 280	Mg 8	N 32	O 40	0
22	7	1	Total 360	C 280	Mg 8	N 32	O 40	0
22	7	1	Total 360	C 280	Mg 8	N 32	O 40	0
22	7	1	Total 360	C 280	Mg 8	N 32	O 40	0
22	7	1	Total 360	C 280	Mg 8	N 32	O 40	0
22	7	1	Total 360	C 280	Mg 8	N 32	O 40	0
22	7	1	Total 360	C 280	Mg 8	N 32	O 40	0
22	8	1	Total 225	C 175	Mg 5	N 20	O 25	0
22	8	1	Total 225	C 175	Mg 5	N 20	O 25	0
22	8	1	Total 225	C 175	Mg 5	N 20	O 25	0
22	8	1	Total 225	C 175	Mg 5	N 20	O 25	0

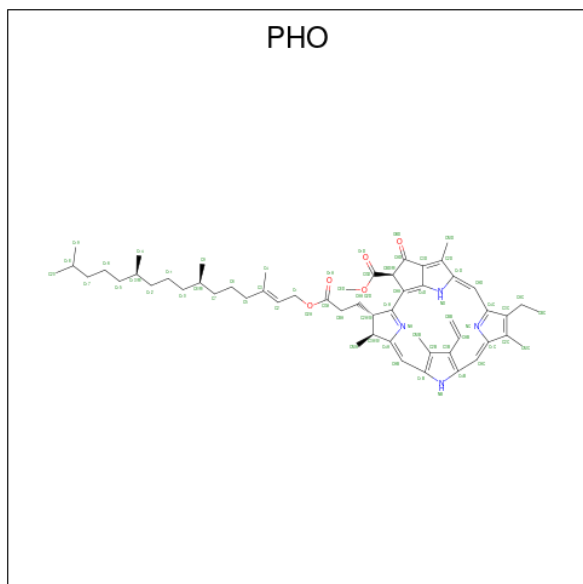
*Continued on next page...*



Continued from previous page...

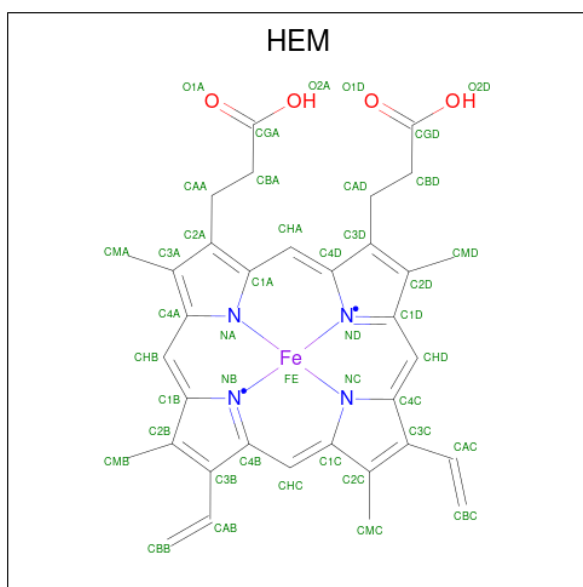
Mol	Chain	Residues	Atoms					AltConf
			Total	C	Mg	N	O	
22	8	1	225	175	5	20	25	0

- Molecule 23 is PHEOPHYTIN A (three-letter code: PHO) (formula:  $C_{55}H_{74}N_4O_5$ ).



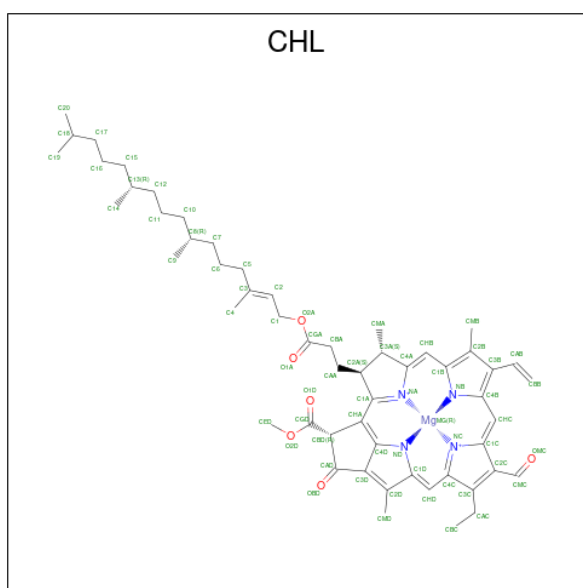
Mol	Chain	Residues	Atoms				AltConf
			Total	C	N	O	
23	A	1	44	35	4	5	0
23	D	1	44	35	4	5	0
23	a	1	44	35	4	5	0
23	d	1	44	35	4	5	0

- Molecule 24 is PROTOPORPHYRIN IX CONTAINING FE (three-letter code: HEM) (formula:  $C_{34}H_{32}FeN_4O_4$ ).



Mol	Chain	Residues	Atoms				AltConf	
24	E	1	Total	C	Fe	N	O	0
			43	34	1	4	4	
24	e	1	Total	C	Fe	N	O	0
			43	34	1	4	4	

- Molecule 25 is CHLOROPHYLL B (three-letter code: CHL) (formula:  $C_{55}H_{70}MgN_4O_6$ ).



Mol	Chain	Residues	Atoms				AltConf	
25	R	1	Total	C	Mg	N	O	0
			138	105	3	12	18	
25	R	1	Total	C	Mg	N	O	0
			138	105	3	12	18	

*Continued on next page...*

*Continued from previous page...*

Mol	Chain	Residues	Atoms					AltConf
			Total	C	Mg	N	O	
25	R	1	Total 138	C 105	Mg 3	N 12	O 18	0
25	S	1	Total 184	C 140	Mg 4	N 16	O 24	0
25	S	1	Total 184	C 140	Mg 4	N 16	O 24	0
25	S	1	Total 184	C 140	Mg 4	N 16	O 24	0
25	S	1	Total 184	C 140	Mg 4	N 16	O 24	0
25	G	1	Total 272	C 208	Mg 6	N 24	O 34	0
25	G	1	Total 272	C 208	Mg 6	N 24	O 34	0
25	G	1	Total 272	C 208	Mg 6	N 24	O 34	0
25	G	1	Total 272	C 208	Mg 6	N 24	O 34	0
25	G	1	Total 272	C 208	Mg 6	N 24	O 34	0
25	G	1	Total 272	C 208	Mg 6	N 24	O 34	0
25	N	1	Total 272	C 208	Mg 6	N 24	O 34	0
25	N	1	Total 272	C 208	Mg 6	N 24	O 34	0
25	N	1	Total 272	C 208	Mg 6	N 24	O 34	0
25	N	1	Total 272	C 208	Mg 6	N 24	O 34	0
25	N	1	Total 272	C 208	Mg 6	N 24	O 34	0
25	N	1	Total 272	C 208	Mg 6	N 24	O 34	0
25	N	1	Total 272	C 208	Mg 6	N 24	O 34	0
25	Y	1	Total 272	C 208	Mg 6	N 24	O 34	0
25	Y	1	Total 272	C 208	Mg 6	N 24	O 34	0
25	Y	1	Total 272	C 208	Mg 6	N 24	O 34	0
25	Y	1	Total 272	C 208	Mg 6	N 24	O 34	0

*Continued on next page...*

*Continued from previous page...*

Mol	Chain	Residues	Atoms					AltConf
			Total	C	Mg	N	O	
25	Y	1	Total 272	C 208	Mg 6	N 24	O 34	0
25	Y	1	Total 272	C 208	Mg 6	N 24	O 34	0
25	r	1	Total 138	C 105	Mg 3	N 12	O 18	0
25	r	1	Total 138	C 105	Mg 3	N 12	O 18	0
25	r	1	Total 138	C 105	Mg 3	N 12	O 18	0
25	s	1	Total 184	C 140	Mg 4	N 16	O 24	0
25	s	1	Total 184	C 140	Mg 4	N 16	O 24	0
25	s	1	Total 184	C 140	Mg 4	N 16	O 24	0
25	s	1	Total 184	C 140	Mg 4	N 16	O 24	0
25	g	1	Total 272	C 208	Mg 6	N 24	O 34	0
25	g	1	Total 272	C 208	Mg 6	N 24	O 34	0
25	g	1	Total 272	C 208	Mg 6	N 24	O 34	0
25	g	1	Total 272	C 208	Mg 6	N 24	O 34	0
25	g	1	Total 272	C 208	Mg 6	N 24	O 34	0
25	g	1	Total 272	C 208	Mg 6	N 24	O 34	0
25	n	1	Total 272	C 208	Mg 6	N 24	O 34	0
25	n	1	Total 272	C 208	Mg 6	N 24	O 34	0
25	n	1	Total 272	C 208	Mg 6	N 24	O 34	0
25	n	1	Total 272	C 208	Mg 6	N 24	O 34	0
25	n	1	Total 272	C 208	Mg 6	N 24	O 34	0
25	n	1	Total 272	C 208	Mg 6	N 24	O 34	0

*Continued on next page...*

*Continued from previous page...*

Mol	Chain	Residues	Atoms					AltConf
			Total	C	Mg	N	O	
25	y	1	Total 272	C 208	Mg 6	N 24	O 34	0
25	y	1	Total 272	C 208	Mg 6	N 24	O 34	0
25	y	1	Total 272	C 208	Mg 6	N 24	O 34	0
25	y	1	Total 272	C 208	Mg 6	N 24	O 34	0
25	y	1	Total 272	C 208	Mg 6	N 24	O 34	0
25	y	1	Total 272	C 208	Mg 6	N 24	O 34	0
25	1	1	Total 318	C 243	Mg 7	N 28	O 40	0
25	1	1	Total 318	C 243	Mg 7	N 28	O 40	0
25	1	1	Total 318	C 243	Mg 7	N 28	O 40	0
25	1	1	Total 318	C 243	Mg 7	N 28	O 40	0
25	1	1	Total 318	C 243	Mg 7	N 28	O 40	0
25	1	1	Total 318	C 243	Mg 7	N 28	O 40	0
25	1	1	Total 318	C 243	Mg 7	N 28	O 40	0
25	2	1	Total 226	C 173	Mg 5	N 20	O 28	0
25	2	1	Total 226	C 173	Mg 5	N 20	O 28	0
25	2	1	Total 226	C 173	Mg 5	N 20	O 28	0
25	2	1	Total 226	C 173	Mg 5	N 20	O 28	0
25	2	1	Total 226	C 173	Mg 5	N 20	O 28	0
25	3	1	Total 272	C 208	Mg 6	N 24	O 34	0
25	3	1	Total 272	C 208	Mg 6	N 24	O 34	0
25	3	1	Total 272	C 208	Mg 6	N 24	O 34	0

*Continued on next page...*

*Continued from previous page...*

Mol	Chain	Residues	Atoms					AltConf
			Total	C	Mg	N	O	
25	3	1	Total 272	C 208	Mg 6	N 24	O 34	0
25	3	1	Total 272	C 208	Mg 6	N 24	O 34	0
25	3	1	Total 272	C 208	Mg 6	N 24	O 34	0
25	4	1	Total 230	C 175	Mg 5	N 20	O 30	0
25	4	1	Total 230	C 175	Mg 5	N 20	O 30	0
25	4	1	Total 230	C 175	Mg 5	N 20	O 30	0
25	4	1	Total 230	C 175	Mg 5	N 20	O 30	0
25	4	1	Total 230	C 175	Mg 5	N 20	O 30	0
25	5	1	Total 318	C 243	Mg 7	N 28	O 40	0
25	5	1	Total 318	C 243	Mg 7	N 28	O 40	0
25	5	1	Total 318	C 243	Mg 7	N 28	O 40	0
25	5	1	Total 318	C 243	Mg 7	N 28	O 40	0
25	5	1	Total 318	C 243	Mg 7	N 28	O 40	0
25	5	1	Total 318	C 243	Mg 7	N 28	O 40	0
25	5	1	Total 318	C 243	Mg 7	N 28	O 40	0
25	5	1	Total 318	C 243	Mg 7	N 28	O 40	0
25	6	1	Total 226	C 173	Mg 5	N 20	O 28	0
25	6	1	Total 226	C 173	Mg 5	N 20	O 28	0
25	6	1	Total 226	C 173	Mg 5	N 20	O 28	0
25	6	1	Total 226	C 173	Mg 5	N 20	O 28	0
25	6	1	Total 226	C 173	Mg 5	N 20	O 28	0
25	6	1	Total 226	C 173	Mg 5	N 20	O 28	0
25	7	1	Total 272	C 208	Mg 6	N 24	O 34	0

*Continued on next page...*

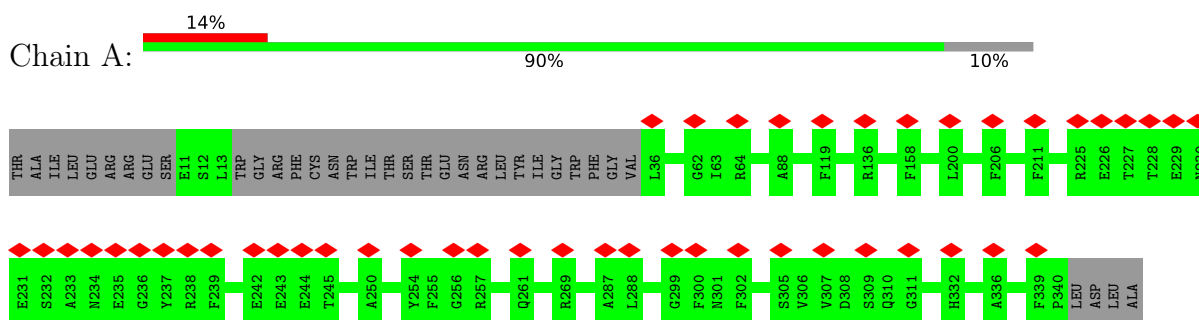
*Continued from previous page...*

Mol	Chain	Residues	Atoms					AltConf
			Total	C	Mg	N	O	
25	7	1	Total 272	C 208	Mg 6	N 24	O 34	0
25	7	1	Total 272	C 208	Mg 6	N 24	O 34	0
25	7	1	Total 272	C 208	Mg 6	N 24	O 34	0
25	7	1	Total 272	C 208	Mg 6	N 24	O 34	0
25	7	1	Total 272	C 208	Mg 6	N 24	O 34	0
25	8	1	Total 230	C 175	Mg 5	N 20	O 30	0
25	8	1	Total 230	C 175	Mg 5	N 20	O 30	0
25	8	1	Total 230	C 175	Mg 5	N 20	O 30	0
25	8	1	Total 230	C 175	Mg 5	N 20	O 30	0
25	8	1	Total 230	C 175	Mg 5	N 20	O 30	0

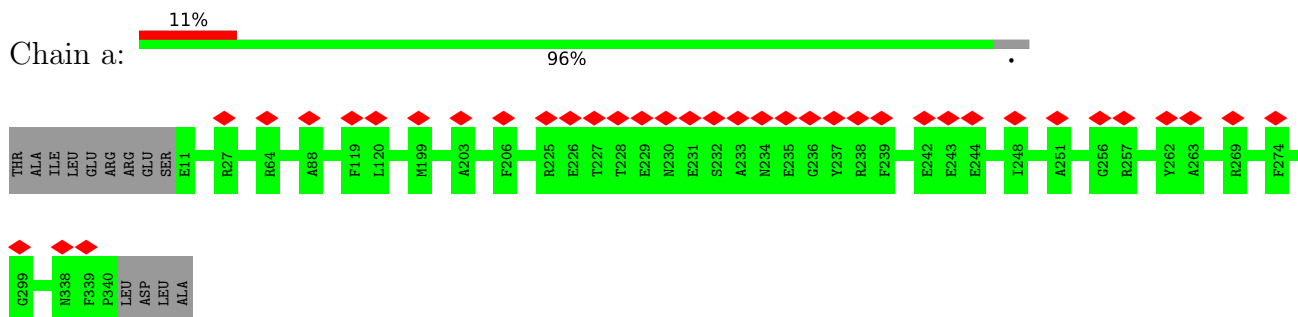
### 3 Residue-property plots [i](#)

These plots are drawn for all protein, RNA, DNA and oligosaccharide chains in the entry. The first graphic for a chain summarises the proportions of the various outlier classes displayed in the second graphic. The second graphic shows the sequence view annotated by issues in geometry and atom inclusion in map density. Residues are color-coded according to the number of geometric quality criteria for which they contain at least one outlier: green = 0, yellow = 1, orange = 2 and red = 3 or more. A red diamond above a residue indicates a poor fit to the EM map for this residue (all-atom inclusion < 40%). Stretches of 2 or more consecutive residues without any outlier are shown as a green connector. Residues present in the sample, but not in the model, are shown in grey.

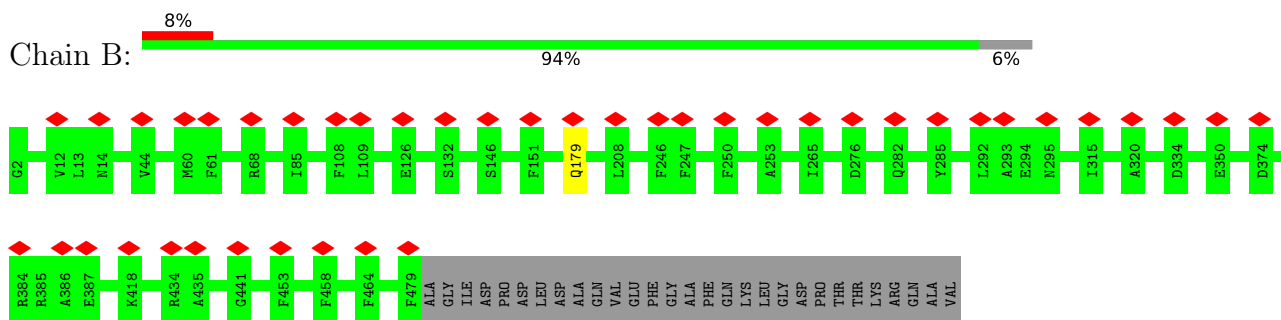
- Molecule 1: Photosystem II protein D1



- Molecule 1: Photosystem II protein D1



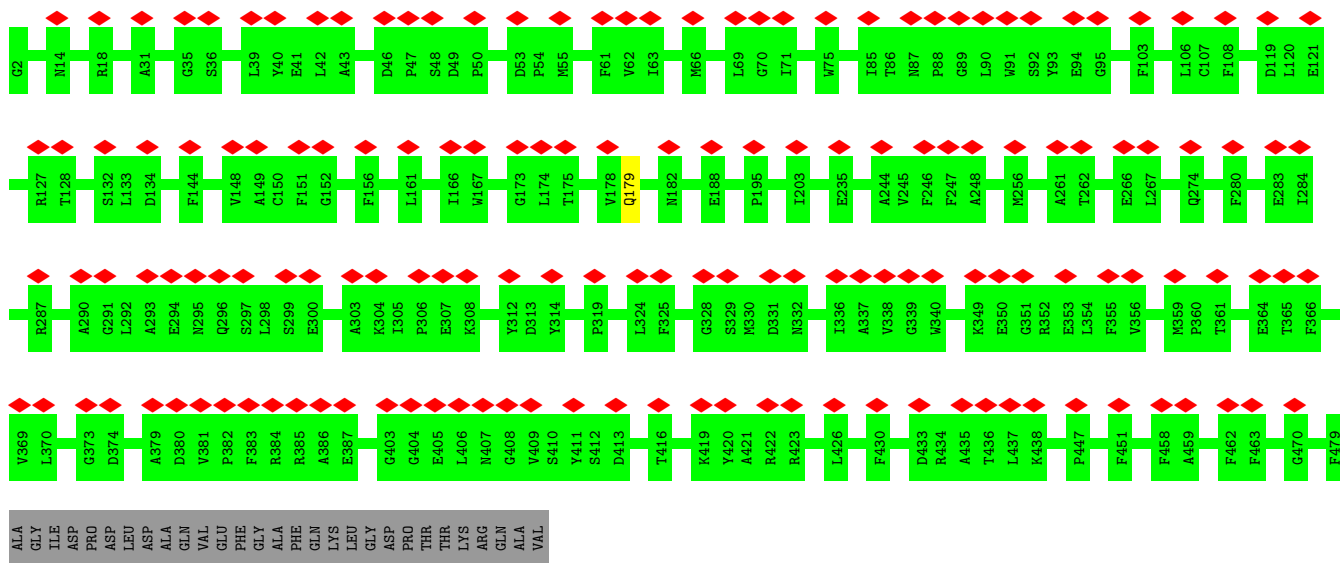
- Molecule 2: Photosystem II CP47 reaction center protein



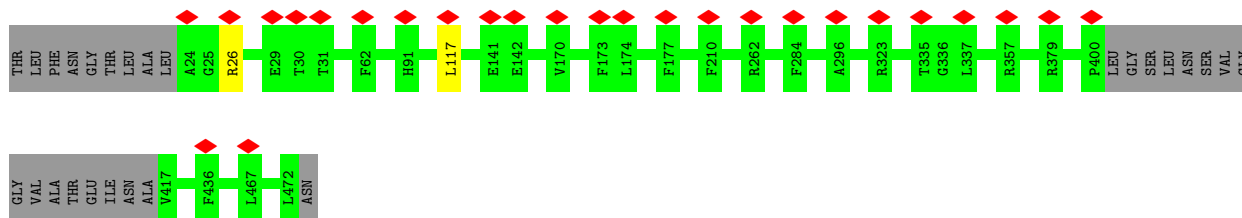
- Molecule 2: Photosystem II CP47 reaction center protein



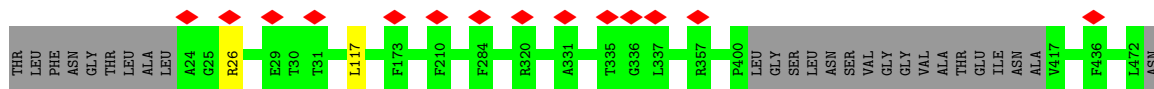




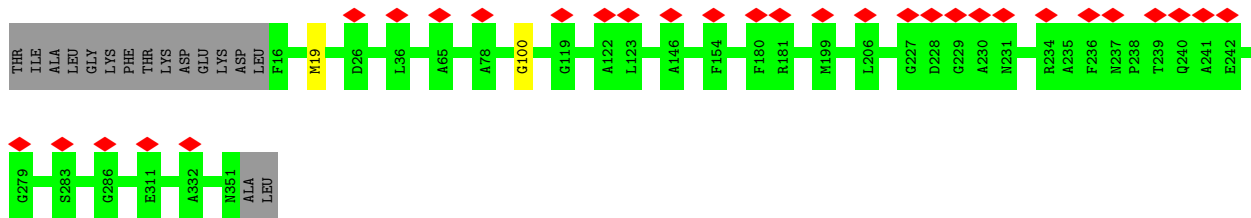
• Molecule 3: Photosystem II CP43 reaction center protein



• Molecule 3: Photosystem II CP43 reaction center protein

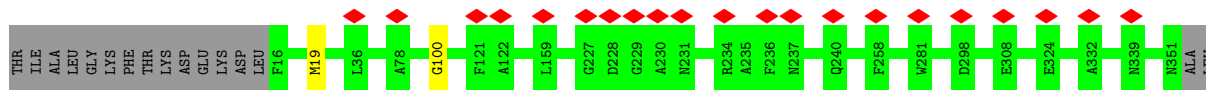


• Molecule 4: Photosystem II D2 protein

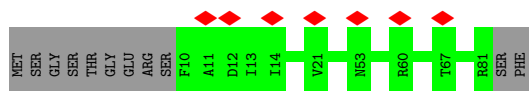
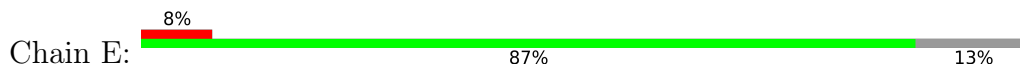


• Molecule 4: Photosystem II D2 protein

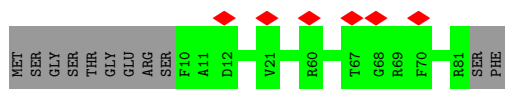
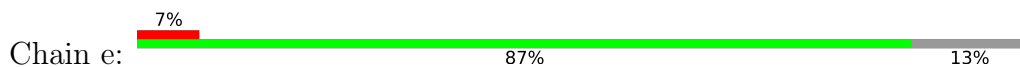





• Molecule 5: Cytochrome b559 subunit alpha



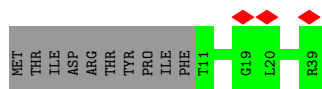
• Molecule 5: Cytochrome b559 subunit alpha



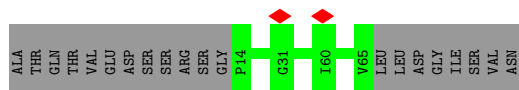
• Molecule 6: Cytochrome b559 subunit beta (PsbF)



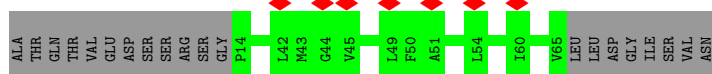
• Molecule 6: Cytochrome b559 subunit beta (PsbF)



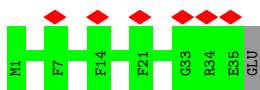
• Molecule 7: Photosystem II reaction center protein H



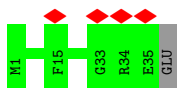
• Molecule 7: Photosystem II reaction center protein H



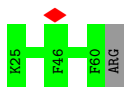
• Molecule 8: Photosystem II reaction center protein I



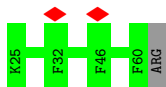
- Molecule 8: Photosystem II reaction center protein I



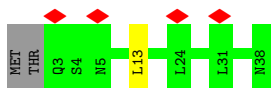
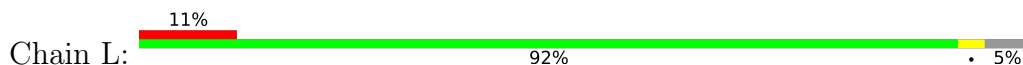
- Molecule 9: Photosystem II reaction center protein K



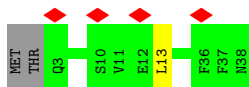
- Molecule 9: Photosystem II reaction center protein K



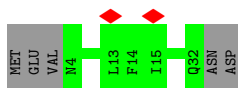
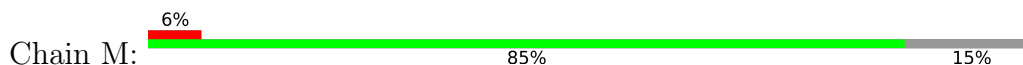
- Molecule 10: Photosystem II reaction center protein L



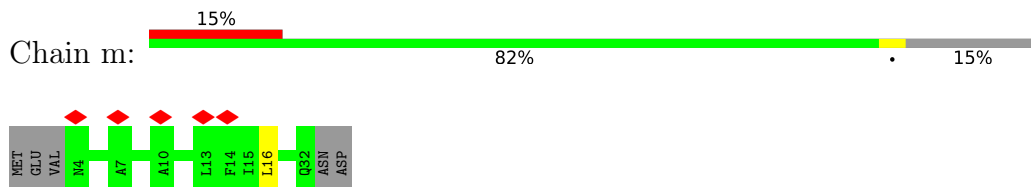
- Molecule 10: Photosystem II reaction center protein L



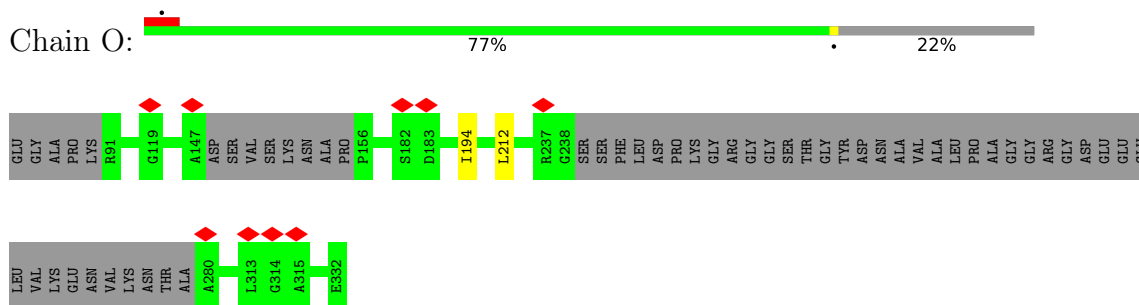
- Molecule 11: Photosystem II reaction center protein M



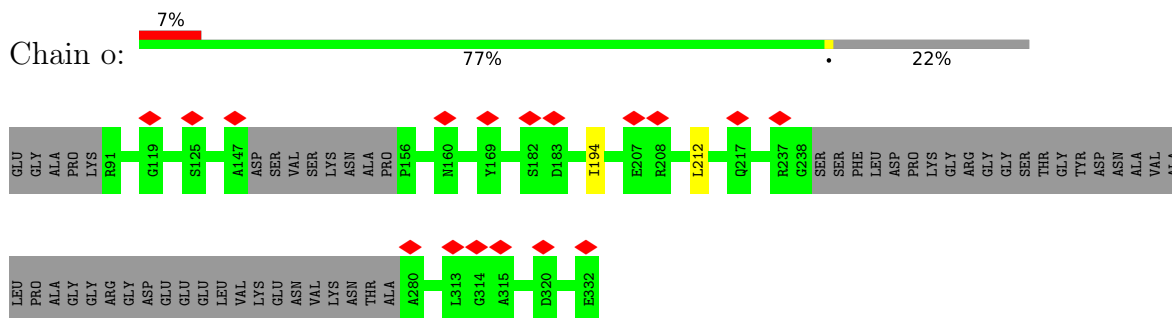
- Molecule 11: Photosystem II reaction center protein M



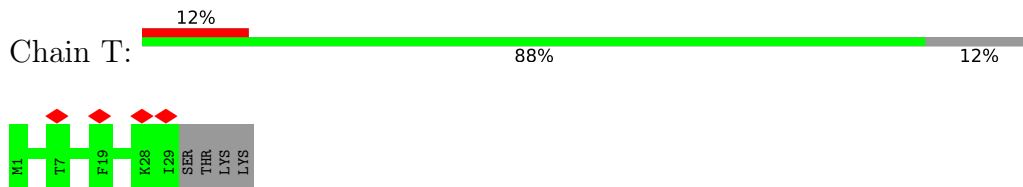
- Molecule 12: Oxygen-evolving enhancer protein 1-1, chloroplastic



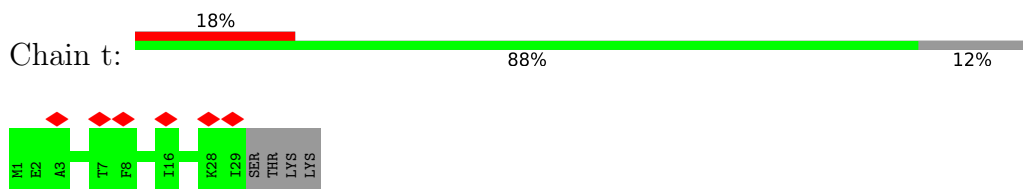
- Molecule 12: Oxygen-evolving enhancer protein 1-1, chloroplastic



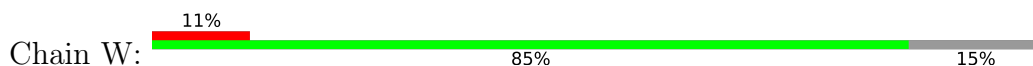
- Molecule 13: Photosystem II reaction center protein T

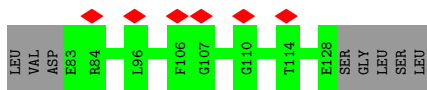


- Molecule 13: Photosystem II reaction center protein T

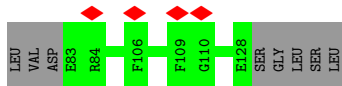
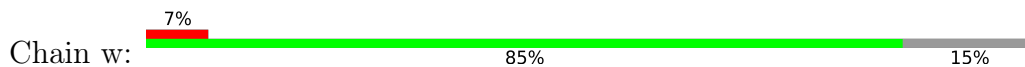


- Molecule 14: Photosystem II reaction center W protein, chloroplastic

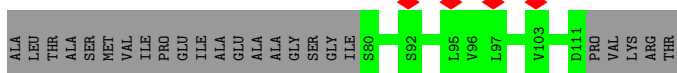
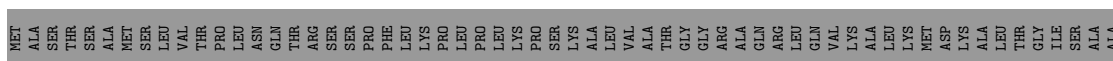




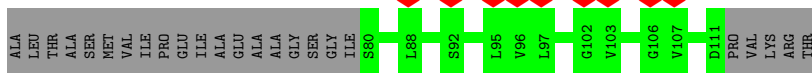
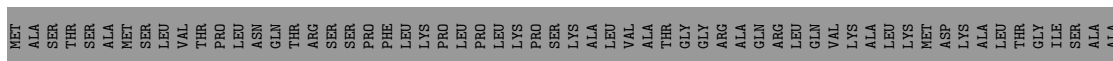
- Molecule 14: Photosystem II reaction center W protein, chloroplastic



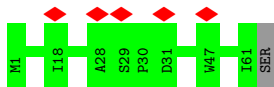
- Molecule 15: Photosystem II reaction center protein X



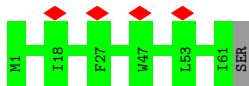
- Molecule 15: Photosystem II reaction center protein X



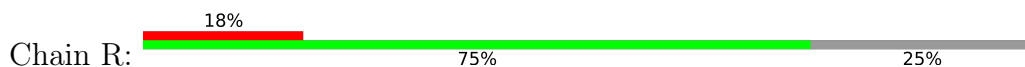
- Molecule 16: Photosystem II reaction center protein Z

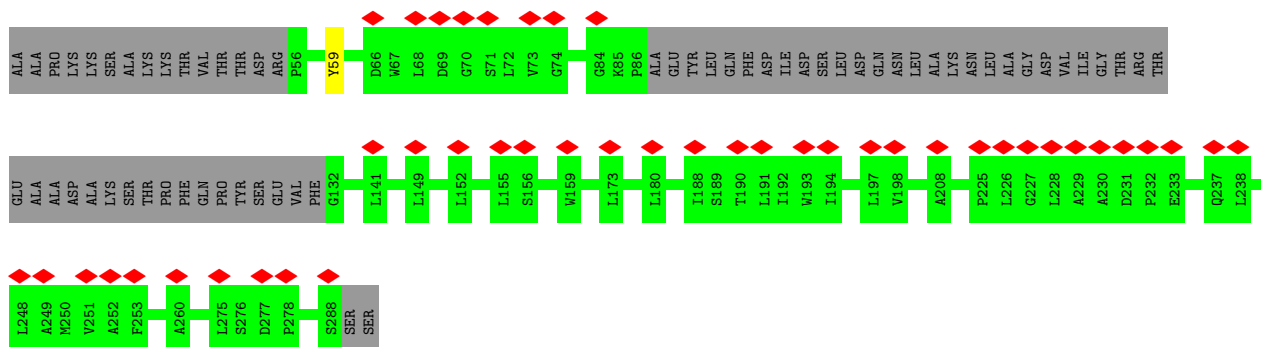


- Molecule 16: Photosystem II reaction center protein Z

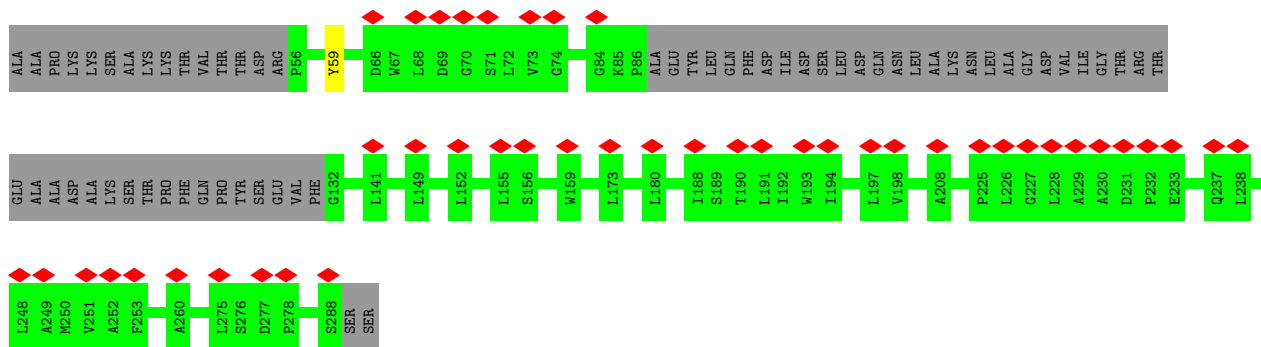


- Molecule 17: Chlorophyll a-b binding protein CP29.1, chloroplastic

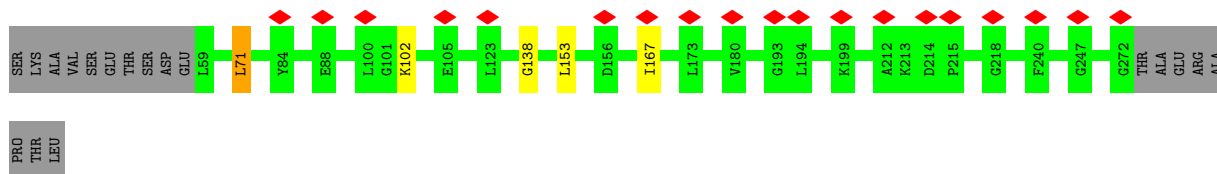




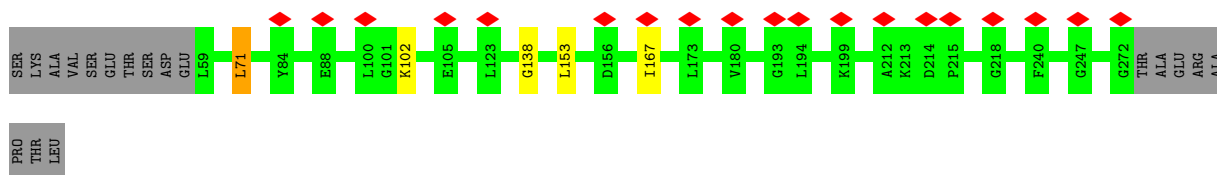
- Molecule 17: Chlorophyll a-b binding protein CP29.1, chloroplastic



- Molecule 18: Chlorophyll a-b binding protein CP26, chloroplastic

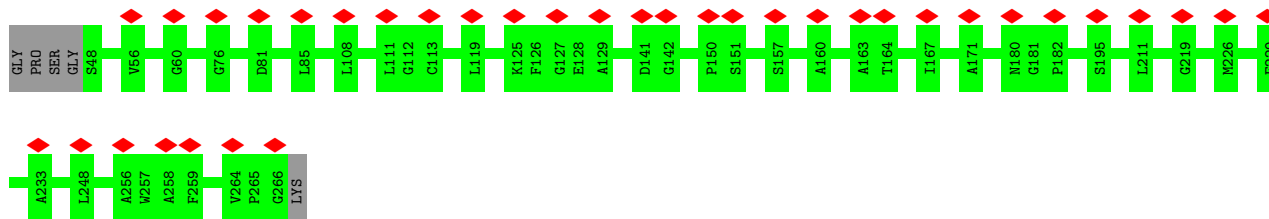


- Molecule 18: Chlorophyll a-b binding protein CP26, chloroplastic



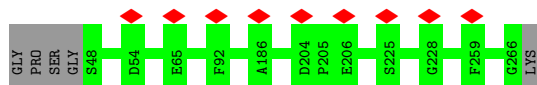
- Molecule 19: Chlorophyll a-b binding protein 1, chloroplastic





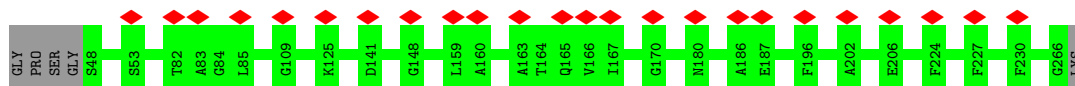
- Molecule 19: Chlorophyll a-b binding protein 1, chloroplastic

Chain N: 98%



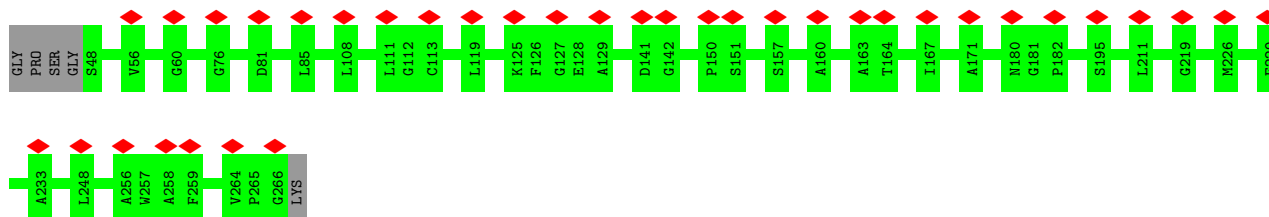
- Molecule 19: Chlorophyll a-b binding protein 1, chloroplastic

Chain Y: 98%



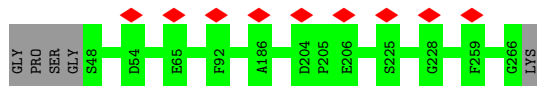
- Molecule 19: Chlorophyll a-b binding protein 1, chloroplastic

Chain g: 98%



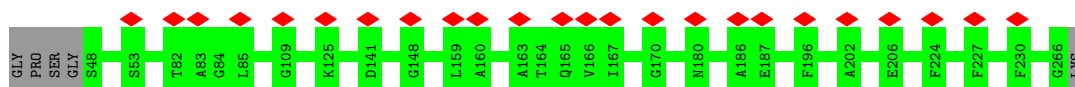
- Molecule 19: Chlorophyll a-b binding protein 1, chloroplastic

Chain n: 98%

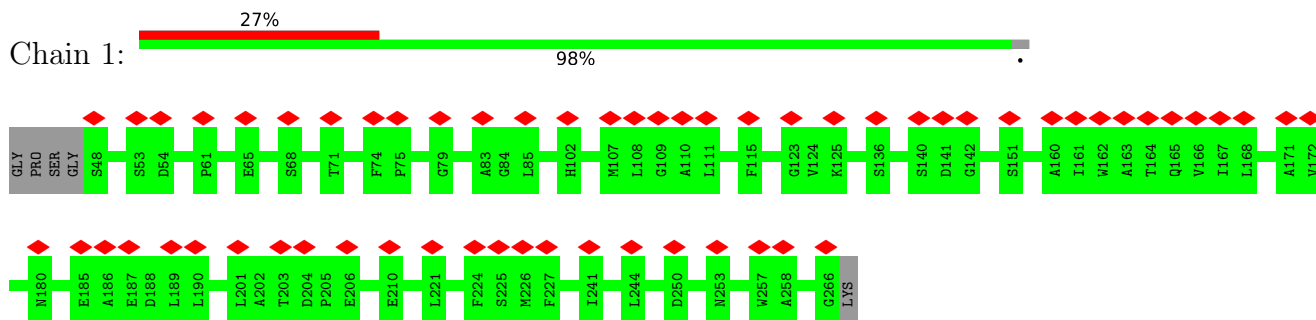


- Molecule 19: Chlorophyll a-b binding protein 1, chloroplastic

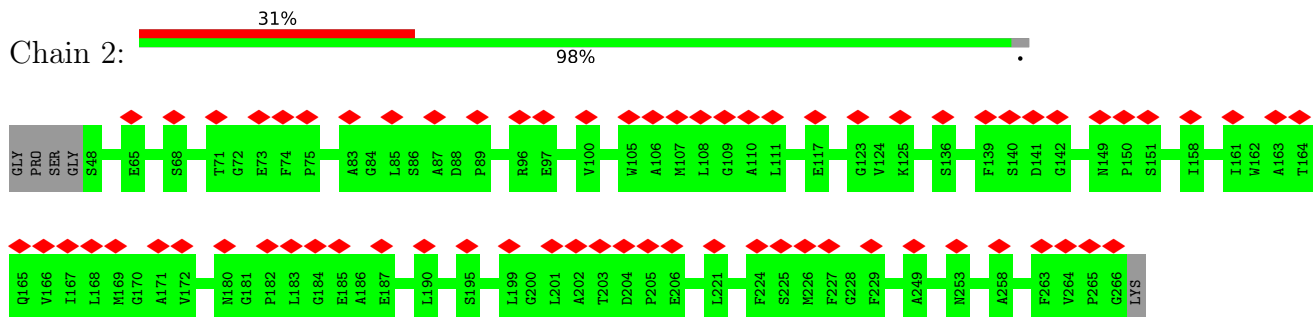
Chain y: 98%



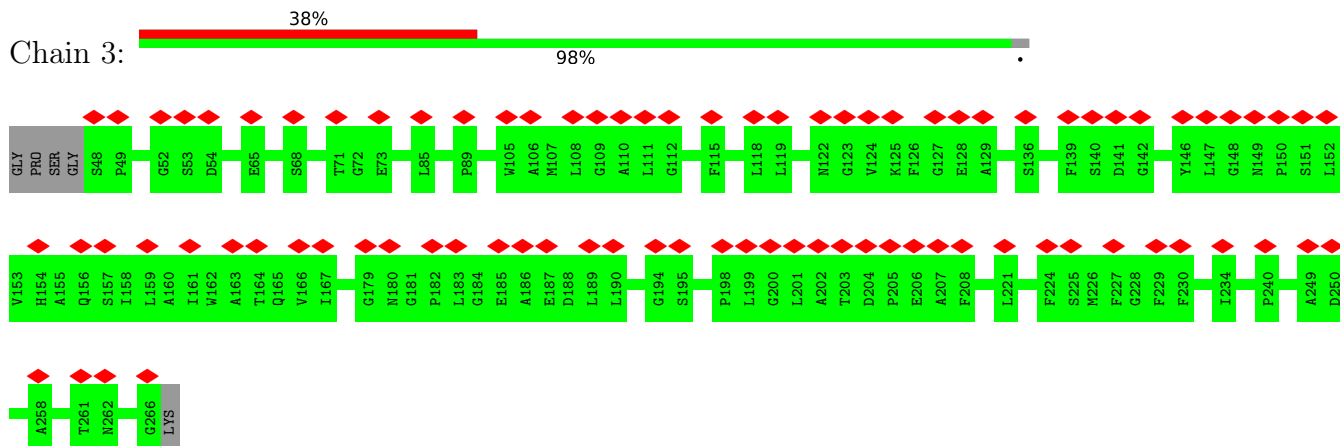
- Molecule 19: Chlorophyll a-b binding protein 1, chloroplastic



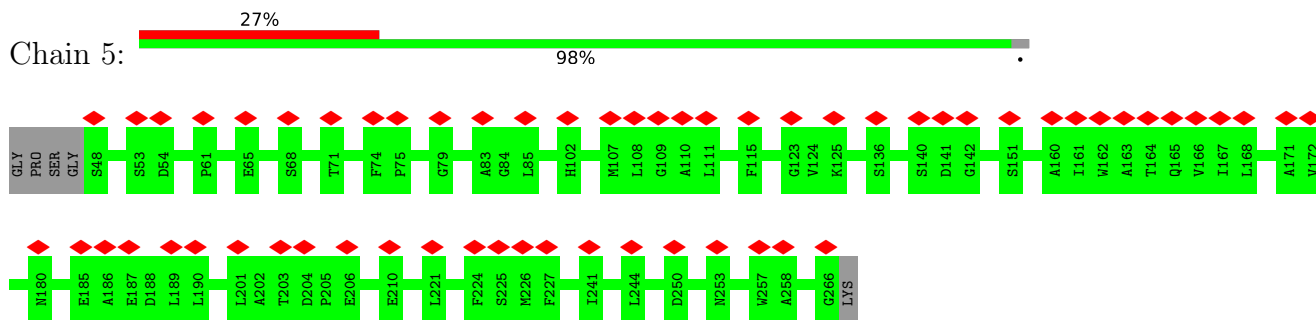
• Molecule 19: Chlorophyll a-b binding protein 1, chloroplastic



• Molecule 19: Chlorophyll a-b binding protein 1, chloroplastic



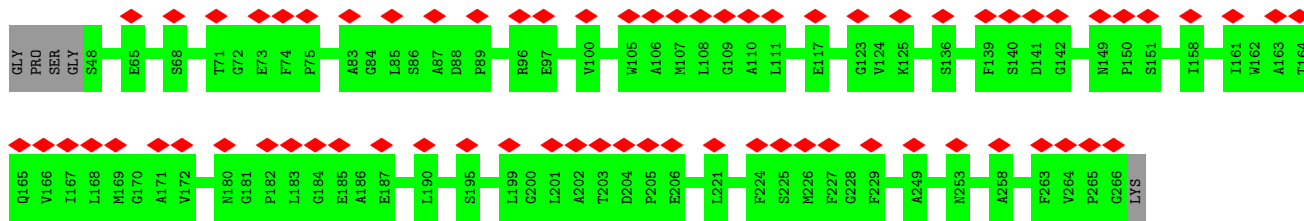
• Molecule 19: Chlorophyll a-b binding protein 1, chloroplastic



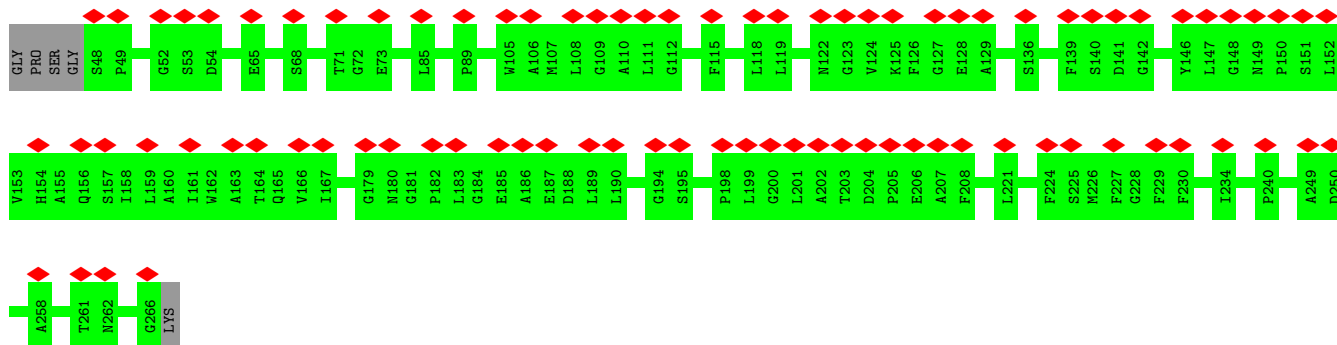
• Molecule 19: Chlorophyll a-b binding protein 1, chloroplastic



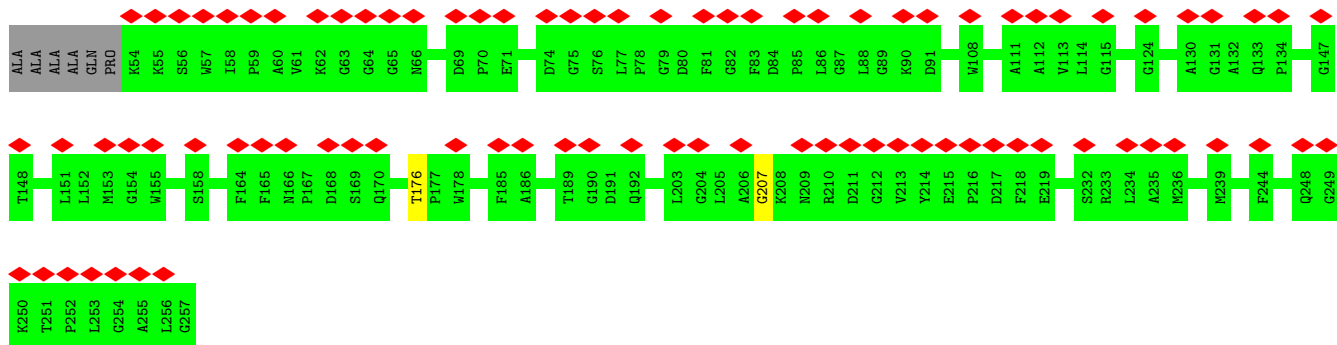
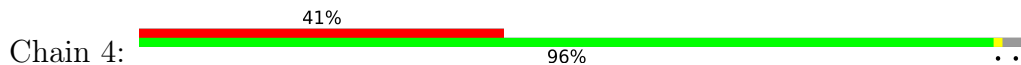




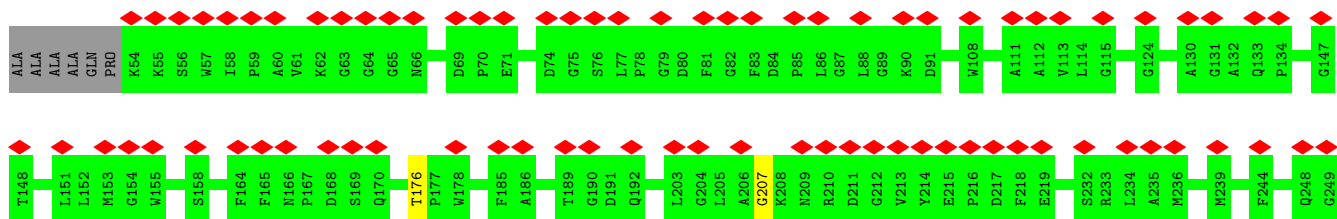
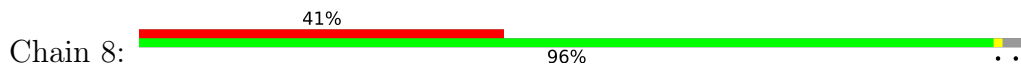
• Molecule 19: Chlorophyll a-b binding protein 1, chloroplastic

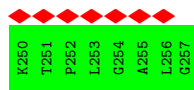


• Molecule 20: Chlorophyll a-b binding protein, chloroplastic



• Molecule 20: Chlorophyll a-b binding protein, chloroplastic





## 4 Experimental information

Property	Value	Source
EM reconstruction method	SINGLE PARTICLE	Depositor
Imposed symmetry	POINT, C2	Depositor
Number of particles used	23434	Depositor
Resolution determination method	FSC 0.143 CUT-OFF	Depositor
CTF correction method	PHASE FLIPPING AND AMPLITUDE CORRECTION	Depositor
Microscope	FEI TITAN KRIOS	Depositor
Voltage (kV)	300	Depositor
Electron dose ( $e^-/\text{\AA}^2$ )	38	Depositor
Minimum defocus (nm)	1200	Depositor
Maximum defocus (nm)	3000	Depositor
Magnification	Not provided	
Image detector	FEI FALCON II (4k x 4k)	Depositor
Maximum map value	0.169	Depositor
Minimum map value	-0.065	Depositor
Average map value	0.000	Depositor
Map value standard deviation	0.007	Depositor
Recommended contour level	0.04	Depositor
Map size (Å)	517.14, 517.14, 517.14	wwPDB
Map dimensions	468, 468, 468	wwPDB
Map angles (°)	90.0, 90.0, 90.0	wwPDB
Pixel spacing (Å)	1.105, 1.105, 1.105	Depositor

## 5 Model quality

### 5.1 Standard geometry

Bond lengths and bond angles in the following residue types are not validated in this section: CLA, FE2, CHL, HEM, PHO

The Z score for a bond length (or angle) is the number of standard deviations the observed value is removed from the expected value. A bond length (or angle) with  $|Z| > 5$  is considered an outlier worth inspection. RMSZ is the root-mean-square of all Z scores of the bond lengths (or angles).

Mol	Chain	Bond lengths		Bond angles	
		RMSZ	# Z  >5	RMSZ	# Z  >5
1	A	0.36	0/2458	0.58	0/3348
1	a	0.36	0/2665	0.58	0/3634
2	B	0.35	0/3881	0.58	0/5286
2	b	0.35	0/3881	0.58	0/5286
3	C	0.37	0/3487	0.60	1/4750 (0.0%)
3	c	0.37	0/3487	0.60	1/4750 (0.0%)
4	D	0.38	0/2768	0.60	1/3774 (0.0%)
4	d	0.38	0/2768	0.60	1/3774 (0.0%)
5	E	0.37	0/603	0.65	0/819
5	e	0.37	0/603	0.65	0/819
6	F	0.36	0/229	0.62	0/311
6	f	0.36	0/229	0.62	0/311
7	H	0.34	0/398	0.55	0/541
7	h	0.34	0/398	0.56	0/541
8	I	0.46	0/294	0.69	0/397
8	i	0.46	0/294	0.69	0/397
9	K	0.40	0/301	0.66	0/414
9	k	0.40	0/301	0.66	0/414
10	L	0.41	0/310	0.77	1/421 (0.2%)
10	l	0.41	0/310	0.77	1/421 (0.2%)
11	M	0.42	0/230	0.65	0/315
11	m	0.42	0/230	0.65	0/315
12	O	0.35	0/1518	0.68	1/2049 (0.0%)
12	o	0.35	0/1518	0.68	1/2049 (0.0%)
13	T	0.39	0/246	0.61	0/333
13	t	0.39	0/246	0.61	0/333
14	W	0.37	0/383	0.65	0/519
14	w	0.37	0/383	0.66	0/519
15	X	0.37	0/228	0.46	0/310
15	x	0.37	0/228	0.46	0/310
16	Z	0.31	0/468	0.50	0/641
16	z	0.32	0/468	0.50	0/641

Mol	Chain	Bond lengths		Bond angles	
		RMSZ	# Z  >5	RMSZ	# Z  >5
17	R	0.35	0/1502	0.52	0/2047
17	r	0.35	0/1502	0.52	0/2047
18	S	0.37	0/1698	0.78	4/2305 (0.2%)
18	s	0.37	0/1698	0.78	4/2305 (0.2%)
19	1	0.31	0/1716	0.53	0/2336
19	2	0.31	0/1716	0.53	0/2336
19	3	0.31	0/1716	0.53	0/2336
19	5	0.31	0/1716	0.53	0/2336
19	6	0.31	0/1716	0.53	0/2336
19	7	0.31	0/1716	0.53	0/2336
19	G	0.36	0/1716	0.57	0/2336
19	N	0.36	0/1716	0.56	0/2336
19	Y	0.36	0/1716	0.57	0/2336
19	g	0.36	0/1716	0.57	0/2336
19	n	0.36	0/1716	0.56	0/2336
19	y	0.36	0/1716	0.57	0/2336
20	4	0.36	0/1652	0.97	3/2242 (0.1%)
20	8	0.36	0/1652	0.97	3/2242 (0.1%)
All	All	0.36	0/66107	0.62	22/89962 (0.0%)

Chiral center outliers are detected by calculating the chiral volume of a chiral center and verifying if the center is modelled as a planar moiety or with the opposite hand. A planarity outlier is detected by checking planarity of atoms in a peptide group, atoms in a mainchain group or atoms of a sidechain that are expected to be planar.

Mol	Chain	#Chirality outliers	#Planarity outliers
2	B	0	1
2	b	0	1
17	R	0	1
17	r	0	1
18	S	0	1
18	s	0	1
20	4	0	1
20	8	0	1
All	All	0	8

There are no bond length outliers.

All (22) bond angle outliers are listed below:

Mol	Chain	Res	Type	Atoms	Z	Observed(°)	Ideal(°)
20	4	207	GLY	CA-C-N	-23.99	64.42	117.20
20	8	207	GLY	CA-C-N	-23.99	64.42	117.20

*Continued on next page...*

Continued from previous page...

Mol	Chain	Res	Type	Atoms	Z	Observed(°)	Ideal(°)
20	4	207	GLY	O-C-N	-21.84	87.76	122.70
20	8	207	GLY	O-C-N	-21.84	87.76	122.70
20	4	207	GLY	CA-C-O	17.55	152.19	120.60
20	8	207	GLY	CA-C-O	17.55	152.19	120.60
18	S	71	LEU	CA-CB-CG	7.85	133.37	115.30
18	s	71	LEU	CA-CB-CG	7.85	133.37	115.30
10	l	13	LEU	CA-CB-CG	5.72	128.45	115.30
10	L	13	LEU	CA-CB-CG	5.72	128.45	115.30
12	o	212	LEU	CA-CB-CG	5.70	128.42	115.30
12	O	212	LEU	CA-CB-CG	5.68	128.37	115.30
18	S	138	GLY	N-CA-C	5.62	127.15	113.10
18	s	138	GLY	N-CA-C	5.62	127.15	113.10
3	C	117	LEU	CA-CB-CG	5.38	127.67	115.30
3	c	117	LEU	CA-CB-CG	5.37	127.65	115.30
18	S	167	ILE	C-N-CD	-5.29	108.97	120.60
18	s	167	ILE	C-N-CD	-5.29	108.97	120.60
4	d	100	GLY	N-CA-C	-5.24	100.00	113.10
4	D	100	GLY	N-CA-C	-5.23	100.02	113.10
18	S	153	LEU	CA-CB-CG	5.18	127.22	115.30
18	s	153	LEU	CA-CB-CG	5.18	127.22	115.30

There are no chirality outliers.

All (8) planarity outliers are listed below:

Mol	Chain	Res	Type	Group
20	4	176	THR	Peptide
20	8	176	THR	Peptide
2	B	179	GLN	Peptide
17	R	59	TYR	Peptide
18	S	71	LEU	Peptide
2	b	179	GLN	Peptide
17	r	59	TYR	Peptide
18	s	71	LEU	Peptide

## 5.2 Too-close contacts

Due to software issues we are unable to calculate clashes - this section is therefore empty.

## 5.3 Torsion angles [i](#)

### 5.3.1 Protein backbone [i](#)

In the following table, the Percentiles column shows the percent Ramachandran outliers of the chain as a percentile score with respect to all PDB entries followed by that with respect to all EM entries.

The Analysed column shows the number of residues for which the backbone conformation was analysed, and the total number of residues.

Mol	Chain	Analysed	Favoured	Allowed	Outliers	Percentiles	
1	A	303/343 (88%)	282 (93%)	21 (7%)	0	100	100
1	a	328/343 (96%)	306 (93%)	22 (7%)	0	100	100
2	B	476/507 (94%)	448 (94%)	28 (6%)	0	100	100
2	b	476/507 (94%)	448 (94%)	28 (6%)	0	100	100
3	C	429/459 (94%)	401 (94%)	28 (6%)	0	100	100
3	c	429/459 (94%)	402 (94%)	27 (6%)	0	100	100
4	D	334/352 (95%)	308 (92%)	26 (8%)	0	100	100
4	d	334/352 (95%)	307 (92%)	27 (8%)	0	100	100
5	E	68/83 (82%)	59 (87%)	9 (13%)	0	100	100
5	e	68/83 (82%)	59 (87%)	9 (13%)	0	100	100
6	F	27/39 (69%)	27 (100%)	0	0	100	100
6	f	27/39 (69%)	27 (100%)	0	0	100	100
7	H	50/72 (69%)	44 (88%)	6 (12%)	0	100	100
7	h	50/72 (69%)	44 (88%)	6 (12%)	0	100	100
8	I	33/36 (92%)	31 (94%)	2 (6%)	0	100	100
8	i	33/36 (92%)	31 (94%)	2 (6%)	0	100	100
9	K	34/37 (92%)	32 (94%)	2 (6%)	0	100	100
9	k	34/37 (92%)	32 (94%)	2 (6%)	0	100	100
10	L	34/38 (90%)	28 (82%)	6 (18%)	0	100	100
10	l	34/38 (90%)	28 (82%)	6 (18%)	0	100	100
11	M	27/34 (79%)	27 (100%)	0	0	100	100
11	m	27/34 (79%)	27 (100%)	0	0	100	100
12	O	187/247 (76%)	162 (87%)	24 (13%)	1 (0%)	29	69
12	o	187/247 (76%)	163 (87%)	23 (12%)	1 (0%)	29	69
13	T	27/33 (82%)	27 (100%)	0	0	100	100

*Continued on next page...*

Continued from previous page...

Mol	Chain	Analysed	Favoured	Allowed	Outliers	Percentiles	
13	t	27/33 (82%)	27 (100%)	0	0	100	100
14	W	44/54 (82%)	39 (89%)	5 (11%)	0	100	100
14	w	44/54 (82%)	39 (89%)	5 (11%)	0	100	100
15	X	30/116 (26%)	29 (97%)	1 (3%)	0	100	100
15	x	30/116 (26%)	29 (97%)	1 (3%)	0	100	100
16	Z	59/62 (95%)	59 (100%)	0	0	100	100
16	z	59/62 (95%)	59 (100%)	0	0	100	100
17	R	184/250 (74%)	172 (94%)	12 (6%)	0	100	100
17	r	184/250 (74%)	172 (94%)	12 (6%)	0	100	100
18	S	212/232 (91%)	171 (81%)	41 (19%)	0	100	100
18	s	212/232 (91%)	171 (81%)	41 (19%)	0	100	100
19	1	217/224 (97%)	203 (94%)	14 (6%)	0	100	100
19	2	217/224 (97%)	203 (94%)	14 (6%)	0	100	100
19	3	217/224 (97%)	203 (94%)	14 (6%)	0	100	100
19	5	217/224 (97%)	203 (94%)	14 (6%)	0	100	100
19	6	217/224 (97%)	203 (94%)	14 (6%)	0	100	100
19	7	217/224 (97%)	203 (94%)	14 (6%)	0	100	100
19	G	217/224 (97%)	203 (94%)	14 (6%)	0	100	100
19	N	217/224 (97%)	203 (94%)	14 (6%)	0	100	100
19	Y	217/224 (97%)	203 (94%)	14 (6%)	0	100	100
19	g	217/224 (97%)	203 (94%)	14 (6%)	0	100	100
19	n	217/224 (97%)	203 (94%)	14 (6%)	0	100	100
19	y	217/224 (97%)	203 (94%)	14 (6%)	0	100	100
20	4	202/210 (96%)	184 (91%)	18 (9%)	0	100	100
20	8	202/210 (96%)	184 (91%)	18 (9%)	0	100	100
All	All	8149/9096 (90%)	7521 (92%)	626 (8%)	2 (0%)	100	100

All (2) Ramachandran outliers are listed below:

Mol	Chain	Res	Type
12	O	194	ILE
12	o	194	ILE



### 5.3.2 Protein sidechains [i](#)

In the following table, the Percentiles column shows the percent sidechain outliers of the chain as a percentile score with respect to all PDB entries followed by that with respect to all EM entries.

The Analysed column shows the number of residues for which the sidechain conformation was analysed, and the total number of residues.

Mol	Chain	Analysed	Rotameric	Outliers	Percentiles	
1	A	247/278 (89%)	247 (100%)	0	100	100
1	a	267/278 (96%)	267 (100%)	0	100	100
2	B	379/401 (94%)	379 (100%)	0	100	100
2	b	379/401 (94%)	379 (100%)	0	100	100
3	C	340/359 (95%)	339 (100%)	1 (0%)	92	95
3	c	340/359 (95%)	339 (100%)	1 (0%)	92	95
4	D	269/282 (95%)	268 (100%)	1 (0%)	91	94
4	d	269/282 (95%)	268 (100%)	1 (0%)	91	94
5	E	63/73 (86%)	63 (100%)	0	100	100
5	e	63/73 (86%)	63 (100%)	0	100	100
6	F	24/34 (71%)	24 (100%)	0	100	100
6	f	24/34 (71%)	24 (100%)	0	100	100
7	H	43/60 (72%)	43 (100%)	0	100	100
7	h	43/60 (72%)	43 (100%)	0	100	100
8	I	32/33 (97%)	32 (100%)	0	100	100
8	i	32/33 (97%)	32 (100%)	0	100	100
9	K	31/32 (97%)	31 (100%)	0	100	100
9	k	31/32 (97%)	31 (100%)	0	100	100
10	L	34/36 (94%)	34 (100%)	0	100	100
10	l	34/36 (94%)	34 (100%)	0	100	100
11	M	25/30 (83%)	25 (100%)	0	100	100
11	m	25/30 (83%)	24 (96%)	1 (4%)	31	55
12	O	164/204 (80%)	164 (100%)	0	100	100
12	o	164/204 (80%)	164 (100%)	0	100	100
13	T	26/30 (87%)	26 (100%)	0	100	100
13	t	26/30 (87%)	26 (100%)	0	100	100

*Continued on next page...*

*Continued from previous page...*

Mol	Chain	Analysed	Rotameric	Outliers	Percentiles	
14	W	40/47 (85%)	40 (100%)	0	100	100
14	w	40/47 (85%)	40 (100%)	0	100	100
15	X	27/92 (29%)	27 (100%)	0	100	100
15	x	27/92 (29%)	27 (100%)	0	100	100
16	Z	53/54 (98%)	53 (100%)	0	100	100
16	z	53/54 (98%)	53 (100%)	0	100	100
17	R	150/201 (75%)	150 (100%)	0	100	100
17	r	150/201 (75%)	150 (100%)	0	100	100
18	S	165/180 (92%)	164 (99%)	1 (1%)	86	91
18	s	165/180 (92%)	164 (99%)	1 (1%)	86	91
19	1	167/170 (98%)	167 (100%)	0	100	100
19	2	167/170 (98%)	167 (100%)	0	100	100
19	3	167/170 (98%)	167 (100%)	0	100	100
19	5	167/170 (98%)	167 (100%)	0	100	100
19	6	167/170 (98%)	167 (100%)	0	100	100
19	7	167/170 (98%)	167 (100%)	0	100	100
19	G	167/170 (98%)	167 (100%)	0	100	100
19	N	167/170 (98%)	167 (100%)	0	100	100
19	Y	167/170 (98%)	167 (100%)	0	100	100
19	g	167/170 (98%)	167 (100%)	0	100	100
19	n	167/170 (98%)	167 (100%)	0	100	100
19	y	167/170 (98%)	167 (100%)	0	100	100
20	4	156/158 (99%)	156 (100%)	0	100	100
20	8	156/158 (99%)	156 (100%)	0	100	100
All	All	6560/7208 (91%)	6553 (100%)	7 (0%)	93	97

All (7) residues with a non-rotameric sidechain are listed below:

Mol	Chain	Res	Type
3	C	26	ARG
4	D	19	MET
4	d	19	MET
11	m	16	LEU
3	c	26	ARG

*Continued on next page...*

*Continued from previous page...*

Mol	Chain	Res	Type
18	S	102	LYS
18	s	102	LYS

Sometimes sidechains can be flipped to improve hydrogen bonding and reduce clashes. All (59) such sidechains are listed below:

Mol	Chain	Res	Type
1	A	75	ASN
1	A	303	ASN
2	B	332	ASN
3	C	84	GLN
4	D	84	ASN
4	D	88	HIS
4	D	251	ASN
4	D	302	GLN
11	M	32	GLN
12	O	202	GLN
12	O	307	GLN
14	W	99	ASN
16	Z	58	ASN
1	a	296	ASN
1	a	303	ASN
2	b	332	ASN
4	d	84	ASN
4	d	351	ASN
12	o	202	GLN
12	o	307	GLN
3	c	84	GLN
17	R	182	GLN
18	S	106	ASN
18	S	117	HIS
18	S	140	ASN
18	S	264	ASN
19	G	122	ASN
19	G	156	GLN
19	N	122	ASN
19	N	156	GLN
19	Y	122	ASN
19	Y	156	GLN
19	Y	165	GLN
17	r	182	GLN
18	s	106	ASN
18	s	117	HIS

*Continued on next page...*

*Continued from previous page...*

Mol	Chain	Res	Type
18	s	140	ASN
18	s	264	ASN
19	g	122	ASN
19	g	156	GLN
19	n	122	ASN
19	n	156	GLN
19	y	122	ASN
19	y	156	GLN
19	y	165	GLN
19	1	95	ASN
19	1	156	GLN
19	2	95	ASN
19	2	156	GLN
19	3	95	ASN
19	3	156	GLN
20	4	166	ASN
19	5	95	ASN
19	5	156	GLN
19	6	95	ASN
19	6	156	GLN
19	7	95	ASN
19	7	156	GLN
20	8	166	ASN

### 5.3.3 RNA [i](#)

There are no RNA molecules in this entry.

### 5.4 Non-standard residues in protein, DNA, RNA chains [i](#)

There are no non-standard protein/DNA/RNA residues in this entry.

### 5.5 Carbohydrates [i](#)

There are no monosaccharides in this entry.

### 5.6 Ligand geometry [i](#)

Of 316 ligands modelled in this entry, 2 are monoatomic - leaving 314 for Mogul analysis.

In the following table, the Counts columns list the number of bonds (or angles) for which Mogul statistics could be retrieved, the number of bonds (or angles) that are observed in the model and the number of bonds (or angles) that are defined in the Chemical Component Dictionary. The Link column lists molecule types, if any, to which the group is linked. The Z score for a bond length (or angle) is the number of standard deviations the observed value is removed from the expected value. A bond length (or angle) with  $|Z| > 2$  is considered an outlier worth inspection. RMSZ is the root-mean-square of all Z scores of the bond lengths (or angles).

Mol	Type	Chain	Res	Link	Bond lengths			Bond angles		
					Counts	RMSZ	# Z  > 2	Counts	RMSZ	# Z  > 2
25	CHL	y	608	-	46,54,74	1.80	10 (21%)	49,90,114	1.84	9 (18%)
22	CLA	C	506	-	45,53,73	2.17	16 (35%)	52,89,113	2.95	21 (40%)
22	CLA	N	613	19	45,53,73	2.16	16 (35%)	52,89,113	2.84	21 (40%)
22	CLA	7	303	19	45,53,73	2.19	17 (37%)	52,89,113	2.79	24 (46%)
25	CHL	2	607	-	46,54,74	1.82	11 (23%)	49,90,114	1.84	9 (18%)
25	CHL	G	605	19	42,50,74	1.69	10 (23%)	44,85,114	1.92	8 (18%)
25	CHL	Y	608	-	46,54,74	1.80	10 (21%)	49,90,114	1.84	9 (18%)
22	CLA	N	612	19	45,53,73	2.14	15 (33%)	52,89,113	2.83	24 (46%)
22	CLA	Y	614	-	45,53,73	2.19	14 (31%)	52,89,113	2.89	25 (48%)
22	CLA	c	507	-	45,53,73	2.11	13 (28%)	52,89,113	2.83	25 (48%)
25	CHL	Y	606	-	46,54,74	1.82	9 (19%)	49,90,114	1.90	11 (22%)
22	CLA	B	614	-	45,53,73	2.19	14 (31%)	52,89,113	2.83	25 (48%)
25	CHL	5	609	19	46,54,74	1.83	10 (21%)	49,90,114	2.14	10 (20%)
22	CLA	6	611	19	45,53,73	2.19	16 (35%)	52,89,113	2.74	21 (40%)
24	HEM	e	101	6,5	41,50,50	1.58	4 (9%)	45,82,82	1.63	8 (17%)
22	CLA	1	602	19	45,53,73	2.16	17 (37%)	52,89,113	2.78	22 (42%)
25	CHL	N	608	-	46,54,74	1.80	9 (19%)	49,90,114	1.80	10 (20%)
22	CLA	b	604	-	45,53,73	2.16	16 (35%)	52,89,113	2.81	21 (40%)
25	CHL	1	609	19	46,54,74	1.83	10 (21%)	49,90,114	2.14	10 (20%)
22	CLA	G	612	19	45,53,73	2.19	15 (33%)	52,89,113	2.83	25 (48%)
22	CLA	6	613	-	45,53,73	2.23	18 (40%)	52,89,113	2.74	23 (44%)
22	CLA	b	603	-	45,53,73	2.23	17 (37%)	52,89,113	2.90	26 (50%)
25	CHL	g	607	-	46,54,74	1.82	11 (23%)	49,90,114	1.98	12 (24%)
22	CLA	n	604	-	45,53,73	2.22	14 (31%)	52,89,113	2.83	24 (46%)
25	CHL	5	601	19	46,54,74	1.80	11 (23%)	49,90,114	1.90	11 (22%)
22	CLA	r	311	17	45,53,73	2.19	16 (35%)	52,89,113	2.84	23 (44%)
22	CLA	N	602	19	45,53,73	2.17	15 (33%)	52,89,113	2.82	23 (44%)
22	CLA	n	614	-	45,53,73	2.23	18 (40%)	52,89,113	2.75	22 (42%)
25	CHL	6	608	19	46,54,74	1.79	10 (21%)	49,90,114	2.17	10 (20%)

Mol	Type	Chain	Res	Link	Bond lengths			Bond angles		
					Counts	RMSZ	# Z  > 2	Counts	RMSZ	# Z  > 2
25	CHL	y	601	19	46,54,74	1.73	10 (21%)	49,90,114	1.92	12 (24%)
22	CLA	8	304	-	45,53,73	2.21	18 (40%)	52,89,113	2.85	26 (50%)
22	CLA	5	610	19	45,53,73	2.18	15 (33%)	52,89,113	2.82	22 (42%)
22	CLA	B	609	-	45,53,73	2.17	15 (33%)	52,89,113	2.93	24 (46%)
22	CLA	S	301	-	45,53,73	2.19	15 (33%)	52,89,113	2.87	24 (46%)
22	CLA	C	508	-	45,53,73	2.20	16 (35%)	52,89,113	3.02	22 (42%)
25	CHL	n	607	-	46,54,74	1.80	9 (19%)	49,90,114	2.09	10 (20%)
25	CHL	6	607	-	46,54,74	1.82	11 (23%)	49,90,114	1.84	9 (18%)
25	CHL	8	305	20	46,54,74	1.80	11 (23%)	49,90,114	2.03	11 (22%)
22	CLA	4	309	20	45,53,73	2.16	15 (33%)	52,89,113	2.76	26 (50%)
22	CLA	y	610	19	45,53,73	2.16	14 (31%)	52,89,113	2.84	23 (44%)
22	CLA	1	603	-	45,53,73	2.16	17 (37%)	52,89,113	2.78	24 (46%)
22	CLA	2	610	-	45,53,73	2.19	16 (35%)	52,89,113	2.78	24 (46%)
22	CLA	1	610	19	45,53,73	2.18	15 (33%)	52,89,113	2.82	22 (42%)
22	CLA	7	310	19	45,53,73	2.20	15 (33%)	52,89,113	2.83	23 (44%)
22	CLA	s	313	18	45,53,73	2.19	15 (33%)	52,89,113	2.90	27 (51%)
25	CHL	2	606	-	46,54,74	1.85	10 (21%)	49,90,114	1.82	10 (20%)
25	CHL	7	307	-	46,54,74	1.84	11 (23%)	49,90,114	1.84	8 (16%)
22	CLA	c	503	-	45,53,73	2.16	14 (31%)	52,89,113	2.85	23 (44%)
22	CLA	Y	613	19	45,53,73	2.18	15 (33%)	52,89,113	2.90	24 (46%)
22	CLA	y	614	-	45,53,73	2.19	14 (31%)	52,89,113	2.89	25 (48%)
22	CLA	y	611	-	45,53,73	2.17	14 (31%)	52,89,113	2.93	23 (44%)
25	CHL	g	601	19	46,54,74	1.79	10 (21%)	49,90,114	2.03	13 (26%)
22	CLA	b	612	-	45,53,73	2.30	19 (42%)	52,89,113	2.83	26 (50%)
22	CLA	1	604	-	45,53,73	2.21	17 (37%)	52,89,113	2.82	23 (44%)
22	CLA	y	604	-	45,53,73	2.22	14 (31%)	52,89,113	2.98	24 (46%)
22	CLA	3	310	19	45,53,73	2.20	15 (33%)	52,89,113	2.83	23 (44%)
25	CHL	4	301	-	46,54,74	1.82	11 (23%)	49,90,114	1.88	12 (24%)
22	CLA	7	314	-	45,53,73	2.25	18 (40%)	52,89,113	2.72	24 (46%)
22	CLA	R	308	17	45,53,73	2.19	15 (33%)	52,89,113	2.82	24 (46%)
25	CHL	2	601	19	46,54,74	1.81	11 (23%)	49,90,114	2.00	11 (22%)
25	CHL	g	608	-	46,54,74	1.83	10 (21%)	49,90,114	1.77	9 (18%)
25	CHL	n	609	19	46,54,74	1.79	10 (21%)	49,90,114	2.22	10 (20%)
22	CLA	4	303	-	45,53,73	2.18	17 (37%)	52,89,113	2.74	23 (44%)
22	CLA	b	601	-	45,53,73	2.17	15 (33%)	52,89,113	2.76	24 (46%)

Mol	Type	Chain	Res	Link	Bond lengths			Bond angles		
					Counts	RMSZ	# Z  > 2	Counts	RMSZ	# Z  > 2
22	CLA	S	310	18	45,53,73	2.16	15 (33%)	52,89,113	2.84	27 (51%)
23	PHO	a	404	-	31,49,69	1.84	7 (22%)	23,75,99	1.87	7 (30%)
22	CLA	d	403	-	45,53,73	2.25	15 (33%)	52,89,113	3.02	28 (53%)
22	CLA	b	606	-	45,53,73	2.31	18 (40%)	52,89,113	2.78	25 (48%)
25	CHL	Y	605	19	42,50,74	1.76	9 (21%)	44,85,114	2.01	9 (20%)
22	CLA	a	405	-	45,53,73	2.22	14 (31%)	52,89,113	2.94	25 (48%)
22	CLA	R	303	-	45,53,73	2.17	14 (31%)	52,89,113	3.00	27 (51%)
25	CHL	Y	607	-	46,54,74	1.81	10 (21%)	49,90,114	1.99	12 (24%)
22	CLA	R	301	17	45,53,73	2.18	15 (33%)	52,89,113	2.84	23 (44%)
22	CLA	4	304	-	45,53,73	2.21	18 (40%)	52,89,113	2.85	26 (50%)
25	CHL	r	305	-	46,54,74	1.84	10 (21%)	49,90,114	1.93	11 (22%)
22	CLA	b	605	-	45,53,73	2.25	16 (35%)	52,89,113	2.87	25 (48%)
22	CLA	3	304	-	45,53,73	2.19	18 (40%)	52,89,113	2.79	24 (46%)
22	CLA	G	603	-	45,53,73	2.16	18 (40%)	52,89,113	2.84	24 (46%)
22	CLA	s	303	18	45,53,73	2.18	14 (31%)	52,89,113	2.84	24 (46%)
25	CHL	7	308	-	46,54,74	1.84	10 (21%)	49,90,114	1.79	10 (20%)
25	CHL	3	302	19	46,54,74	1.84	11 (23%)	49,90,114	1.96	10 (20%)
22	CLA	C	507	-	45,53,73	2.14	15 (33%)	52,89,113	2.86	24 (46%)
25	CHL	R	306	-	46,54,74	1.81	11 (23%)	49,90,114	1.81	9 (18%)
22	CLA	A	402	-	45,53,73	2.18	14 (31%)	52,89,113	2.90	24 (46%)
22	CLA	7	305	-	45,53,73	2.21	18 (40%)	52,89,113	2.84	24 (46%)
22	CLA	c	508	-	45,53,73	2.22	16 (35%)	52,89,113	2.99	23 (44%)
22	CLA	B	616	-	45,53,73	2.19	16 (35%)	52,89,113	2.86	25 (48%)
22	CLA	C	509	-	45,53,73	2.22	18 (40%)	52,89,113	2.83	26 (50%)
25	CHL	5	607	-	46,54,74	1.82	11 (23%)	49,90,114	1.96	9 (18%)
22	CLA	8	309	20	45,53,73	2.16	15 (33%)	52,89,113	2.76	26 (50%)
25	CHL	n	606	-	46,54,74	1.81	10 (21%)	49,90,114	1.87	10 (20%)
22	CLA	s	311	-	45,53,73	2.20	14 (31%)	52,89,113	2.88	24 (46%)
22	CLA	Y	603	-	45,53,73	2.12	14 (31%)	52,89,113	2.89	24 (46%)
22	CLA	D	401	-	45,53,73	2.20	15 (33%)	52,89,113	2.81	23 (44%)
25	CHL	S	307	-	46,54,74	1.82	10 (21%)	49,90,114	6.24	11 (22%)
22	CLA	d	404	-	45,53,73	2.20	16 (35%)	52,89,113	2.73	23 (44%)
25	CHL	5	605	19	42,50,74	1.75	10 (23%)	44,85,114	1.91	9 (20%)
25	CHL	G	606	-	46,54,74	1.85	10 (21%)	49,90,114	1.73	7 (14%)
22	CLA	d	401	-	45,53,73	2.18	15 (33%)	52,89,113	2.81	24 (46%)



Mol	Type	Chain	Res	Link	Bond lengths			Bond angles		
					Counts	RMSZ	# Z  > 2	Counts	RMSZ	# Z  > 2
22	CLA	3	312	19	45,53,73	2.18	17 (37%)	52,89,113	2.78	23 (44%)
25	CHL	8	306	-	46,54,74	1.84	11 (23%)	49,90,114	1.83	9 (18%)
25	CHL	R	305	-	46,54,74	1.84	10 (21%)	49,90,114	1.93	11 (22%)
22	CLA	R	312	20,17	45,53,73	2.20	17 (37%)	52,89,113	2.80	26 (50%)
22	CLA	5	604	-	45,53,73	2.21	17 (37%)	52,89,113	2.82	23 (44%)
25	CHL	3	301	-	46,54,74	1.84	11 (23%)	49,90,114	1.92	11 (22%)
23	PHO	A	404	-	31,49,69	1.93	7 (22%)	23,75,99	1.96	6 (26%)
22	CLA	n	612	19	45,53,73	2.14	15 (33%)	52,89,113	2.83	24 (46%)
22	CLA	s	312	18	45,53,73	2.22	16 (35%)	52,89,113	2.91	26 (50%)
25	CHL	G	601	19	46,54,74	1.79	10 (21%)	49,90,114	2.03	13 (26%)
22	CLA	B	613	-	45,53,73	2.19	16 (35%)	52,89,113	2.91	26 (50%)
22	CLA	G	604	-	45,53,73	2.20	17 (37%)	52,89,113	2.89	26 (50%)
22	CLA	G	610	19	45,53,73	2.16	14 (31%)	52,89,113	2.83	24 (46%)
22	CLA	2	609	19	45,53,73	2.18	14 (31%)	52,89,113	2.82	22 (42%)
22	CLA	G	614	-	45,53,73	2.21	16 (35%)	52,89,113	2.80	25 (48%)
25	CHL	r	306	-	46,54,74	1.81	11 (23%)	49,90,114	1.81	9 (18%)
22	CLA	S	305	-	45,53,73	2.21	15 (33%)	52,89,113	2.91	25 (48%)
22	CLA	3	305	-	45,53,73	2.21	18 (40%)	52,89,113	2.84	24 (46%)
25	CHL	s	307	-	46,54,74	1.82	10 (21%)	49,90,114	6.24	11 (22%)
22	CLA	S	312	18	45,53,73	2.22	16 (35%)	52,89,113	2.91	26 (50%)
22	CLA	1	613	19	45,53,73	2.20	17 (37%)	52,89,113	2.77	23 (44%)
25	CHL	4	307	-	46,54,74	1.83	11 (23%)	49,90,114	6.22	10 (20%)
22	CLA	8	310	-	45,53,73	2.21	17 (37%)	52,89,113	2.72	25 (48%)
22	CLA	c	502	-	45,53,73	2.14	16 (35%)	52,89,113	2.80	24 (46%)
22	CLA	B	615	-	45,53,73	2.12	15 (33%)	52,89,113	3.07	24 (46%)
22	CLA	2	603	-	45,53,73	2.16	17 (37%)	52,89,113	2.76	25 (48%)
22	CLA	C	503	-	45,53,73	2.19	14 (31%)	52,89,113	2.79	25 (48%)
25	CHL	6	605	19	42,50,74	1.67	10 (23%)	44,85,114	1.97	8 (18%)
22	CLA	r	307	17	45,53,73	2.18	16 (35%)	52,89,113	2.79	24 (46%)
22	CLA	C	502	-	45,53,73	2.19	14 (31%)	52,89,113	2.68	24 (46%)
22	CLA	n	613	19	45,53,73	2.16	16 (35%)	52,89,113	2.84	21 (40%)
25	CHL	1	601	19	46,54,74	1.80	11 (23%)	49,90,114	1.90	11 (22%)
22	CLA	n	610	19	45,53,73	2.16	14 (31%)	52,89,113	2.83	22 (42%)
22	CLA	b	607	-	45,53,73	2.15	15 (33%)	52,89,113	2.82	25 (48%)
22	CLA	5	614	-	45,53,73	2.21	19 (42%)	52,89,113	2.94	25 (48%)



Mol	Type	Chain	Res	Link	Bond lengths			Bond angles		
					Counts	RMSZ	# Z  > 2	Counts	RMSZ	# Z  > 2
22	CLA	7	304	-	45,53,73	2.19	18 (40%)	52,89,113	2.79	24 (46%)
22	CLA	Y	602	19	45,53,73	2.19	16 (35%)	52,89,113	2.86	22 (42%)
24	HEM	E	101	6,5	41,50,50	1.53	3 (7%)	45,82,82	1.52	10 (22%)
22	CLA	g	613	19	45,53,73	2.17	14 (31%)	52,89,113	2.82	23 (44%)
22	CLA	7	311	-	45,53,73	2.20	17 (37%)	52,89,113	2.78	26 (50%)
25	CHL	7	302	19	46,54,74	1.84	11 (23%)	49,90,114	1.96	10 (20%)
22	CLA	6	612	19	45,53,73	2.18	16 (35%)	52,89,113	2.80	21 (40%)
22	CLA	B	608	-	45,53,73	2.19	16 (35%)	52,89,113	2.97	24 (46%)
25	CHL	2	608	19	46,54,74	1.79	10 (21%)	49,90,114	2.17	10 (20%)
25	CHL	1	607	-	46,54,74	1.82	11 (23%)	49,90,114	1.96	9 (18%)
22	CLA	R	307	17	45,53,73	2.18	16 (35%)	52,89,113	2.79	24 (46%)
22	CLA	B	606	-	45,53,73	2.10	13 (28%)	52,89,113	2.86	24 (46%)
25	CHL	n	608	-	46,54,74	1.80	9 (19%)	49,90,114	1.80	10 (20%)
25	CHL	8	307	-	46,54,74	1.83	11 (23%)	49,90,114	6.22	10 (20%)
25	CHL	1	605	19	42,50,74	1.75	10 (23%)	44,85,114	1.91	9 (20%)
25	CHL	y	605	19	42,50,74	1.76	9 (21%)	44,85,114	2.01	9 (20%)
25	CHL	g	605	19	42,50,74	1.69	10 (23%)	44,85,114	1.92	8 (18%)
25	CHL	5	608	-	46,54,74	1.85	11 (23%)	49,90,114	1.78	8 (16%)
22	CLA	S	313	18	45,53,73	2.19	15 (33%)	52,89,113	2.90	27 (51%)
22	CLA	Y	612	19	45,53,73	2.17	15 (33%)	52,89,113	2.86	25 (48%)
25	CHL	4	306	-	46,54,74	1.84	11 (23%)	49,90,114	1.83	9 (18%)
22	CLA	C	505	-	45,53,73	2.19	15 (33%)	52,89,113	2.87	24 (46%)
25	CHL	5	606	-	46,54,74	1.84	10 (21%)	49,90,114	1.81	10 (20%)
22	CLA	r	310	-	45,53,73	2.16	15 (33%)	52,89,113	2.80	23 (44%)
22	CLA	6	603	-	45,53,73	2.16	17 (37%)	52,89,113	2.76	25 (48%)
25	CHL	3	306	19	42,50,74	1.69	10 (23%)	44,85,114	1.98	8 (18%)
22	CLA	G	611	-	45,53,73	2.16	13 (28%)	52,89,113	2.87	26 (50%)
22	CLA	R	302	-	45,53,73	2.20	15 (33%)	52,89,113	2.79	21 (40%)
22	CLA	B	603	-	45,53,73	2.23	14 (31%)	52,89,113	2.90	27 (51%)
22	CLA	R	311	17	45,53,73	2.19	16 (35%)	52,89,113	2.84	23 (44%)
25	CHL	1	608	-	46,54,74	1.85	11 (23%)	49,90,114	1.78	8 (16%)
25	CHL	G	607	-	46,54,74	1.82	11 (23%)	49,90,114	1.98	12 (24%)
25	CHL	s	306	18	46,54,74	1.77	10 (21%)	49,90,114	1.95	11 (22%)
22	CLA	S	303	18	45,53,73	2.18	14 (31%)	52,89,113	2.84	24 (46%)
25	CHL	N	607	-	46,54,74	1.80	9 (19%)	49,90,114	2.09	10 (20%)

Mol	Type	Chain	Res	Link	Bond lengths			Bond angles		
					Counts	RMSZ	# Z  > 2	Counts	RMSZ	# Z  > 2
25	CHL	1	606	-	46,54,74	1.84	10 (21%)	49,90,114	1.81	10 (20%)
22	CLA	A	403	-	45,53,73	2.27	17 (37%)	52,89,113	2.87	26 (50%)
25	CHL	n	605	19	42,50,74	1.69	9 (21%)	44,85,114	1.96	6 (13%)
22	CLA	B	607	-	45,53,73	2.18	15 (33%)	52,89,113	2.81	23 (44%)
22	CLA	5	602	19	45,53,73	2.16	17 (37%)	52,89,113	2.78	22 (42%)
25	CHL	s	308	-	46,54,74	1.79	11 (23%)	49,90,114	1.92	9 (18%)
22	CLA	g	610	19	45,53,73	2.16	14 (31%)	52,89,113	2.83	24 (46%)
25	CHL	3	309	19	46,54,74	1.82	10 (21%)	49,90,114	2.29	10 (20%)
22	CLA	Y	611	-	45,53,73	2.17	14 (31%)	52,89,113	2.93	23 (44%)
22	CLA	6	610	-	45,53,73	2.19	16 (35%)	52,89,113	2.78	24 (46%)
22	CLA	S	314	-	45,53,73	2.18	14 (31%)	52,89,113	2.88	24 (46%)
22	CLA	2	602	19	45,53,73	2.18	18 (40%)	52,89,113	2.78	22 (42%)
22	CLA	B	612	-	45,53,73	2.20	15 (33%)	52,89,113	2.90	24 (46%)
22	CLA	c	504	-	45,53,73	2.22	16 (35%)	52,89,113	2.80	25 (48%)
22	CLA	D	404	-	45,53,73	2.19	16 (35%)	52,89,113	2.80	25 (48%)
22	CLA	8	302	20	45,53,73	2.13	17 (37%)	52,89,113	2.97	25 (48%)
22	CLA	7	313	19	45,53,73	2.20	17 (37%)	52,89,113	2.77	21 (40%)
25	CHL	R	304	-	46,54,74	1.84	10 (21%)	49,90,114	1.90	11 (22%)
25	CHL	Y	609	19	46,54,74	1.77	9 (19%)	49,90,114	2.26	11 (22%)
25	CHL	S	306	18	46,54,74	1.77	10 (21%)	49,90,114	1.95	11 (22%)
25	CHL	7	301	-	46,54,74	1.84	11 (23%)	49,90,114	1.92	11 (22%)
23	PHO	D	402	-	31,49,69	1.77	7 (22%)	23,75,99	1.99	7 (30%)
22	CLA	b	608	-	45,53,73	2.25	16 (35%)	52,89,113	2.82	25 (48%)
22	CLA	5	611	-	45,53,73	2.19	17 (37%)	52,89,113	2.79	23 (44%)
25	CHL	3	307	-	46,54,74	1.84	11 (23%)	49,90,114	1.84	8 (16%)
22	CLA	a	403	-	45,53,73	2.20	14 (31%)	52,89,113	2.93	24 (46%)
22	CLA	2	611	19	45,53,73	2.19	16 (35%)	52,89,113	2.74	21 (40%)
25	CHL	S	308	-	46,54,74	1.79	11 (23%)	49,90,114	1.92	9 (18%)
22	CLA	5	612	19	45,53,73	2.20	17 (37%)	52,89,113	2.76	25 (48%)
25	CHL	r	304	-	46,54,74	1.84	10 (21%)	49,90,114	1.90	11 (22%)
22	CLA	g	602	19	45,53,73	2.19	17 (37%)	52,89,113	2.82	23 (44%)
22	CLA	G	613	19	45,53,73	2.17	14 (31%)	52,89,113	2.82	23 (44%)
22	CLA	y	612	19	45,53,73	2.17	15 (33%)	52,89,113	2.86	25 (48%)
22	CLA	7	312	19	45,53,73	2.18	17 (37%)	52,89,113	2.78	23 (44%)
25	CHL	y	606	-	46,54,74	1.82	9 (19%)	49,90,114	1.90	11 (22%)

Mol	Type	Chain	Res	Link	Bond lengths			Bond angles		
					Counts	RMSZ	# Z  > 2	Counts	RMSZ	# Z  > 2
22	CLA	N	610	19	45,53,73	2.16	14 (31%)	52,89,113	2.83	22 (42%)
22	CLA	R	310	-	45,53,73	2.16	15 (33%)	52,89,113	2.80	23 (44%)
25	CHL	1	615	-	46,54,74	1.84	11 (23%)	49,90,114	1.90	11 (22%)
22	CLA	B	601	-	45,53,73	2.17	13 (28%)	52,89,113	2.75	22 (42%)
22	CLA	B	602	-	45,53,73	2.12	15 (33%)	52,89,113	2.78	22 (42%)
22	CLA	2	604	-	45,53,73	2.21	18 (40%)	52,89,113	2.85	25 (48%)
22	CLA	B	604	-	45,53,73	2.14	15 (33%)	52,89,113	2.97	23 (44%)
22	CLA	A	405	-	45,53,73	2.25	15 (33%)	52,89,113	2.93	24 (46%)
22	CLA	Y	610	19	45,53,73	2.16	14 (31%)	52,89,113	2.84	23 (44%)
22	CLA	2	613	-	45,53,73	2.23	18 (40%)	52,89,113	2.74	23 (44%)
22	CLA	r	309	-	45,53,73	2.16	15 (33%)	52,89,113	2.83	24 (46%)
22	CLA	c	509	-	45,53,73	2.20	14 (31%)	52,89,113	2.80	22 (42%)
22	CLA	g	614	-	45,53,73	2.21	16 (35%)	52,89,113	2.80	25 (48%)
22	CLA	g	611	-	45,53,73	2.16	13 (28%)	52,89,113	2.87	26 (50%)
22	CLA	C	511	3	45,53,73	2.21	18 (40%)	52,89,113	2.87	26 (50%)
25	CHL	N	605	19	42,50,74	1.69	9 (21%)	44,85,114	1.96	6 (13%)
22	CLA	r	312	20,17	45,53,73	2.20	17 (37%)	52,89,113	2.80	26 (50%)
25	CHL	N	601	19	46,54,74	1.79	10 (21%)	49,90,114	2.00	11 (22%)
25	CHL	N	606	-	46,54,74	1.81	10 (21%)	49,90,114	1.87	10 (20%)
22	CLA	3	311	-	45,53,73	2.20	17 (37%)	52,89,113	2.78	26 (50%)
22	CLA	4	310	-	45,53,73	2.21	17 (37%)	52,89,113	2.72	25 (48%)
22	CLA	B	611	-	45,53,73	2.20	15 (33%)	52,89,113	2.88	25 (48%)
22	CLA	N	604	-	45,53,73	2.22	14 (31%)	52,89,113	2.83	24 (46%)
25	CHL	6	606	-	46,54,74	1.85	10 (21%)	49,90,114	1.82	10 (20%)
22	CLA	3	303	19	45,53,73	2.19	17 (37%)	52,89,113	2.79	24 (46%)
25	CHL	7	306	19	42,50,74	1.69	10 (23%)	44,85,114	1.98	8 (18%)
22	CLA	b	613	-	45,53,73	2.15	16 (35%)	52,89,113	3.01	28 (53%)
22	CLA	s	310	18	45,53,73	2.16	15 (33%)	52,89,113	2.84	27 (51%)
22	CLA	6	609	19	45,53,73	2.18	14 (31%)	52,89,113	2.82	22 (42%)
22	CLA	c	512	-	45,53,73	2.15	17 (37%)	52,89,113	2.89	24 (46%)
22	CLA	R	309	-	45,53,73	2.16	15 (33%)	52,89,113	2.83	24 (46%)
25	CHL	7	309	19	46,54,74	1.82	10 (21%)	49,90,114	2.29	10 (20%)
25	CHL	G	608	-	46,54,74	1.83	10 (21%)	49,90,114	1.77	9 (18%)
22	CLA	r	301	17	45,53,73	2.18	15 (33%)	52,89,113	2.84	23 (44%)
25	CHL	s	302	18	46,54,74	1.83	11 (23%)	49,90,114	1.74	8 (16%)

Mol	Type	Chain	Res	Link	Bond lengths			Bond angles		
					Counts	RMSZ	# Z  > 2	Counts	RMSZ	# Z  > 2
25	CHL	g	609	19	46,54,74	1.80	10 (21%)	49,90,114	2.29	11 (22%)
22	CLA	6	604	-	45,53,73	2.21	18 (40%)	52,89,113	2.85	25 (48%)
22	CLA	S	311	-	45,53,73	2.20	14 (31%)	52,89,113	2.88	24 (46%)
22	CLA	b	609	-	45,53,73	2.15	16 (35%)	52,89,113	2.94	26 (50%)
22	CLA	b	616	-	45,53,73	2.20	16 (35%)	52,89,113	3.14	26 (50%)
22	CLA	5	603	-	45,53,73	2.16	17 (37%)	52,89,113	2.78	24 (46%)
22	CLA	s	314	-	45,53,73	2.18	14 (31%)	52,89,113	2.88	24 (46%)
22	CLA	y	613	19	45,53,73	2.18	15 (33%)	52,89,113	2.90	24 (46%)
22	CLA	n	611	-	45,53,73	2.17	14 (31%)	52,89,113	2.88	26 (50%)
22	CLA	a	402	-	45,53,73	2.24	16 (35%)	52,89,113	2.81	25 (48%)
22	CLA	1	614	-	45,53,73	2.21	19 (42%)	52,89,113	2.94	25 (48%)
22	CLA	b	610	-	45,53,73	2.24	18 (40%)	52,89,113	2.80	23 (44%)
22	CLA	6	602	19	45,53,73	2.18	18 (40%)	52,89,113	2.78	22 (42%)
25	CHL	n	601	19	46,54,74	1.79	10 (21%)	49,90,114	2.00	11 (22%)
22	CLA	s	301	-	45,53,73	2.23	17 (37%)	52,89,113	2.76	25 (48%)
22	CLA	c	505	-	45,53,73	2.22	15 (33%)	52,89,113	2.89	25 (48%)
22	CLA	b	602	-	45,53,73	2.13	14 (31%)	52,89,113	2.81	24 (46%)
22	CLA	B	610	-	45,53,73	2.19	17 (37%)	52,89,113	2.78	23 (44%)
22	CLA	S	309	18	45,53,73	2.15	15 (33%)	52,89,113	2.74	24 (46%)
22	CLA	1	612	19	45,53,73	2.20	17 (37%)	52,89,113	2.76	25 (48%)
22	CLA	4	302	20	45,53,73	2.13	17 (37%)	52,89,113	2.97	25 (48%)
22	CLA	C	510	-	45,53,73	2.20	17 (37%)	52,89,113	2.94	24 (46%)
22	CLA	c	506	-	45,53,73	2.19	17 (37%)	52,89,113	2.93	22 (42%)
22	CLA	y	602	19	45,53,73	2.19	16 (35%)	52,89,113	2.86	22 (42%)
25	CHL	y	609	19	46,54,74	1.77	9 (19%)	49,90,114	2.26	11 (22%)
22	CLA	N	614	-	45,53,73	2.23	18 (40%)	52,89,113	2.75	22 (42%)
22	CLA	2	612	19	45,53,73	2.18	16 (35%)	52,89,113	2.80	21 (40%)
22	CLA	D	403	-	45,53,73	2.23	13 (28%)	52,89,113	3.01	26 (50%)
25	CHL	5	615	-	46,54,74	1.84	11 (23%)	49,90,114	1.90	11 (22%)
22	CLA	B	605	-	45,53,73	2.16	15 (33%)	52,89,113	2.82	23 (44%)
22	CLA	c	511	3	45,53,73	2.19	17 (37%)	52,89,113	2.83	25 (48%)
23	PHO	d	402	-	31,49,69	1.81	7 (22%)	23,75,99	1.89	7 (30%)
25	CHL	g	606	-	46,54,74	1.85	10 (21%)	49,90,114	1.73	7 (14%)
22	CLA	3	313	19	45,53,73	2.20	17 (37%)	52,89,113	2.77	21 (40%)
22	CLA	s	309	18	45,53,73	2.15	15 (33%)	52,89,113	2.74	24 (46%)

Mol	Type	Chain	Res	Link	Bond lengths			Bond angles		
					Counts	RMSZ	# Z  > 2	Counts	RMSZ	# Z  > 2
25	CHL	8	301	-	46,54,74	1.82	11 (23%)	49,90,114	1.88	12 (24%)
22	CLA	g	604	-	45,53,73	2.20	17 (37%)	52,89,113	2.89	26 (50%)
25	CHL	6	601	19	46,54,74	1.81	11 (23%)	49,90,114	2.00	11 (22%)
22	CLA	N	611	-	45,53,73	2.17	14 (31%)	52,89,113	2.88	26 (50%)
22	CLA	n	602	19	45,53,73	2.17	15 (33%)	52,89,113	2.82	23 (44%)
22	CLA	g	603	-	45,53,73	2.16	18 (40%)	52,89,113	2.84	24 (46%)
25	CHL	y	607	-	46,54,74	1.81	10 (21%)	49,90,114	1.99	12 (24%)
22	CLA	8	303	-	45,53,73	2.18	17 (37%)	52,89,113	2.74	23 (44%)
22	CLA	s	305	-	45,53,73	2.21	15 (33%)	52,89,113	2.91	25 (48%)
25	CHL	4	305	20	46,54,74	1.80	11 (23%)	49,90,114	2.03	11 (22%)
22	CLA	b	614	-	45,53,73	2.18	16 (35%)	52,89,113	2.87	24 (46%)
25	CHL	N	609	19	46,54,74	1.79	10 (21%)	49,90,114	2.22	10 (20%)
22	CLA	S	304	-	45,53,73	2.10	14 (31%)	52,89,113	2.74	22 (42%)
22	CLA	g	612	19	45,53,73	2.19	15 (33%)	52,89,113	2.83	25 (48%)
22	CLA	y	603	-	45,53,73	2.12	14 (31%)	52,89,113	2.89	24 (46%)
22	CLA	b	615	-	45,53,73	2.23	17 (37%)	52,89,113	2.84	23 (44%)
25	CHL	S	302	18	46,54,74	1.83	11 (23%)	49,90,114	1.74	8 (16%)
22	CLA	C	501	-	45,53,73	2.23	16 (35%)	52,89,113	2.92	27 (51%)
22	CLA	G	602	19	45,53,73	2.19	17 (37%)	52,89,113	2.82	23 (44%)
22	CLA	Y	604	-	45,53,73	2.22	14 (31%)	52,89,113	2.98	24 (46%)
22	CLA	r	303	-	45,53,73	2.17	14 (31%)	52,89,113	3.00	27 (51%)
22	CLA	c	510	-	45,53,73	2.22	16 (35%)	52,89,113	2.83	24 (46%)
25	CHL	G	609	19	46,54,74	1.80	10 (21%)	49,90,114	2.29	11 (22%)
22	CLA	s	304	-	45,53,73	2.10	14 (31%)	52,89,113	2.74	22 (42%)
22	CLA	c	501	-	45,53,73	2.22	14 (31%)	52,89,113	2.85	23 (44%)
22	CLA	C	512	-	45,53,73	2.22	17 (37%)	52,89,113	2.75	26 (50%)
22	CLA	5	613	19	45,53,73	2.20	17 (37%)	52,89,113	2.77	23 (44%)
22	CLA	1	611	-	45,53,73	2.19	17 (37%)	52,89,113	2.79	23 (44%)
22	CLA	C	504	-	45,53,73	2.17	16 (35%)	52,89,113	2.85	23 (44%)
22	CLA	b	611	-	45,53,73	2.17	15 (33%)	52,89,113	2.97	25 (48%)
22	CLA	n	603	-	45,53,73	2.15	14 (31%)	52,89,113	2.87	25 (48%)
25	CHL	4	308	20	46,54,74	1.81	10 (21%)	49,90,114	2.04	9 (18%)
22	CLA	r	308	17	45,53,73	2.19	15 (33%)	52,89,113	2.82	24 (46%)
22	CLA	3	314	-	45,53,73	2.25	18 (40%)	52,89,113	2.72	24 (46%)
22	CLA	r	302	-	45,53,73	2.20	15 (33%)	52,89,113	2.79	21 (40%)



Mol	Type	Chain	Res	Link	Bond lengths			Bond angles		
					Counts	RMSZ	# Z  > 2	Counts	RMSZ	# Z  > 2
25	CHL	2	605	19	42,50,74	1.67	10 (23%)	44,85,114	1.97	8 (18%)
25	CHL	3	308	-	46,54,74	1.84	10 (21%)	49,90,114	1.79	10 (20%)
25	CHL	8	308	20	46,54,74	1.81	10 (21%)	49,90,114	2.04	9 (18%)
22	CLA	N	603	-	45,53,73	2.15	14 (31%)	52,89,113	2.87	25 (48%)
25	CHL	Y	601	19	46,54,74	1.73	10 (21%)	49,90,114	1.92	12 (24%)

In the following table, the Chirals column lists the number of chiral outliers, the number of chiral centers analysed, the number of these observed in the model and the number defined in the Chemical Component Dictionary. Similar counts are reported in the Torsion and Rings columns. '-' means no outliers of that kind were identified.

Mol	Type	Chain	Res	Link	Chirals	Torsions	Rings
25	CHL	y	608	-	3/3/16/26	7/15/113/137	-
22	CLA	C	506	-	1/1/11/20	6/13/91/115	-
22	CLA	N	613	19	1/1/11/20	5/13/91/115	-
22	CLA	7	303	19	1/1/11/20	9/13/91/115	-
25	CHL	2	607	-	3/3/16/26	7/15/113/137	-
25	CHL	G	605	19	3/3/15/26	7/10/108/137	-
25	CHL	Y	608	-	3/3/16/26	7/15/113/137	-
22	CLA	N	612	19	1/1/11/20	8/13/91/115	-
22	CLA	Y	614	-	1/1/11/20	7/13/91/115	-
22	CLA	c	507	-	1/1/11/20	8/13/91/115	-
25	CHL	Y	606	-	3/3/16/26	8/15/113/137	-
22	CLA	B	614	-	1/1/11/20	8/13/91/115	-
25	CHL	5	609	19	3/3/16/26	12/15/113/137	-
22	CLA	6	611	19	1/1/11/20	8/13/91/115	-
24	HEM	e	101	6,5	-	5/12/54/54	-
22	CLA	1	602	19	1/1/11/20	8/13/91/115	-
25	CHL	N	608	-	3/3/16/26	8/15/113/137	-
22	CLA	b	604	-	1/1/11/20	9/13/91/115	-
25	CHL	1	609	19	3/3/16/26	12/15/113/137	-
22	CLA	G	612	19	1/1/11/20	8/13/91/115	-
22	CLA	6	613	-	1/1/11/20	6/13/91/115	-
22	CLA	b	603	-	1/1/11/20	5/13/91/115	-
25	CHL	g	607	-	3/3/16/26	5/15/113/137	-
22	CLA	n	604	-	1/1/11/20	8/13/91/115	-

Continued on next page...

*Continued from previous page...*

Mol	Type	Chain	Res	Link	Chirals	Torsions	Rings
25	CHL	5	601	19	3/3/16/26	7/15/113/137	-
22	CLA	r	311	17	1/1/11/20	5/13/91/115	-
22	CLA	N	602	19	1/1/11/20	9/13/91/115	-
22	CLA	n	614	-	1/1/11/20	7/13/91/115	-
25	CHL	6	608	19	3/3/16/26	12/15/113/137	-
25	CHL	y	601	19	3/3/16/26	7/15/113/137	-
22	CLA	8	304	-	1/1/11/20	7/13/91/115	-
22	CLA	5	610	19	1/1/11/20	6/13/91/115	-
22	CLA	B	609	-	-	4/13/91/115	-
22	CLA	S	301	-	1/1/11/20	2/13/91/115	-
22	CLA	C	508	-	1/1/11/20	5/13/91/115	-
25	CHL	n	607	-	3/3/16/26	5/15/113/137	-
25	CHL	6	607	-	3/3/16/26	7/15/113/137	-
25	CHL	8	305	20	3/3/16/26	7/15/113/137	-
22	CLA	4	309	20	1/1/11/20	6/13/91/115	-
22	CLA	y	610	19	1/1/11/20	6/13/91/115	-
22	CLA	1	603	-	1/1/11/20	5/13/91/115	-
22	CLA	2	610	-	1/1/11/20	3/13/91/115	-
22	CLA	1	610	19	1/1/11/20	6/13/91/115	-
22	CLA	7	310	19	1/1/11/20	7/13/91/115	-
22	CLA	s	313	18	1/1/11/20	5/13/91/115	-
25	CHL	2	606	-	3/3/16/26	7/15/113/137	-
25	CHL	7	307	-	3/3/16/26	6/15/113/137	-
22	CLA	c	503	-	1/1/11/20	9/13/91/115	-
22	CLA	Y	613	19	1/1/11/20	5/13/91/115	-
22	CLA	y	614	-	1/1/11/20	7/13/91/115	-
22	CLA	y	611	-	1/1/11/20	7/13/91/115	-
25	CHL	g	601	19	3/3/16/26	7/15/113/137	-
22	CLA	b	612	-	1/1/11/20	9/13/91/115	-
22	CLA	1	604	-	1/1/11/20	4/13/91/115	-
22	CLA	y	604	-	1/1/11/20	6/13/91/115	-
22	CLA	3	310	19	1/1/11/20	7/13/91/115	-
25	CHL	4	301	-	3/3/16/26	8/15/113/137	-
22	CLA	7	314	-	1/1/11/20	6/13/91/115	-

*Continued on next page...*

*Continued from previous page...*

Mol	Type	Chain	Res	Link	Chirals	Torsions	Rings
22	CLA	R	308	17	1/1/11/20	7/13/91/115	-
25	CHL	2	601	19	3/3/16/26	8/15/113/137	-
25	CHL	g	608	-	3/3/16/26	8/15/113/137	-
25	CHL	n	609	19	3/3/16/26	13/15/113/137	-
22	CLA	4	303	-	1/1/11/20	8/13/91/115	-
22	CLA	b	601	-	1/1/11/20	9/13/91/115	-
22	CLA	S	310	18	1/1/11/20	8/13/91/115	-
23	PHO	a	404	-	-	3/13/79/103	0/5/6/6
22	CLA	d	403	-	1/1/11/20	7/13/91/115	-
22	CLA	b	606	-	1/1/11/20	4/13/91/115	-
25	CHL	Y	605	19	3/3/15/26	7/10/108/137	-
22	CLA	a	405	-	1/1/11/20	4/13/91/115	-
22	CLA	R	303	-	1/1/11/20	4/13/91/115	-
25	CHL	Y	607	-	3/3/16/26	5/15/113/137	-
22	CLA	R	301	17	1/1/11/20	9/13/91/115	-
22	CLA	4	304	-	1/1/11/20	7/13/91/115	-
25	CHL	r	305	-	3/3/16/26	8/15/113/137	-
22	CLA	b	605	-	-	2/13/91/115	-
22	CLA	3	304	-	1/1/11/20	6/13/91/115	-
22	CLA	G	603	-	1/1/11/20	6/13/91/115	-
22	CLA	s	303	18	1/1/11/20	9/13/91/115	-
25	CHL	7	308	-	3/3/16/26	7/15/113/137	-
25	CHL	3	302	19	3/3/16/26	7/15/113/137	-
22	CLA	C	507	-	1/1/11/20	8/13/91/115	-
25	CHL	R	306	-	3/3/16/26	13/15/113/137	-
22	CLA	A	402	-	1/1/11/20	5/13/91/115	-
22	CLA	7	305	-	1/1/11/20	6/13/91/115	-
22	CLA	c	508	-	1/1/11/20	5/13/91/115	-
22	CLA	B	616	-	1/1/11/20	6/13/91/115	-
22	CLA	C	509	-	1/1/11/20	8/13/91/115	-
25	CHL	5	607	-	3/3/16/26	6/15/113/137	-
22	CLA	8	309	20	1/1/11/20	6/13/91/115	-
25	CHL	n	606	-	3/3/16/26	6/15/113/137	-
22	CLA	s	311	-	1/1/11/20	4/13/91/115	-

*Continued on next page...*



*Continued from previous page...*

Mol	Type	Chain	Res	Link	Chirals	Torsions	Rings
22	CLA	Y	603	-	1/1/11/20	8/13/91/115	-
22	CLA	D	401	-	1/1/11/20	6/13/91/115	-
25	CHL	S	307	-	3/3/16/26	7/15/113/137	-
22	CLA	d	404	-	1/1/11/20	6/13/91/115	-
25	CHL	5	605	19	3/3/15/26	7/10/108/137	-
25	CHL	G	606	-	3/3/16/26	8/15/113/137	-
22	CLA	d	401	-	1/1/11/20	6/13/91/115	-
22	CLA	3	312	19	1/1/11/20	7/13/91/115	-
25	CHL	8	306	-	3/3/16/26	12/15/113/137	-
25	CHL	R	305	-	3/3/16/26	8/15/113/137	-
22	CLA	R	312	20,17	1/1/11/20	5/13/91/115	-
22	CLA	5	604	-	1/1/11/20	4/13/91/115	-
25	CHL	3	301	-	3/3/16/26	7/15/113/137	-
23	PHO	A	404	-	-	4/13/79/103	0/5/6/6
22	CLA	n	612	19	1/1/11/20	8/13/91/115	-
22	CLA	s	312	18	1/1/11/20	6/13/91/115	-
25	CHL	G	601	19	3/3/16/26	7/15/113/137	-
22	CLA	B	613	-	1/1/11/20	5/13/91/115	-
22	CLA	G	604	-	1/1/11/20	8/13/91/115	-
22	CLA	G	610	19	1/1/11/20	7/13/91/115	-
22	CLA	2	609	19	1/1/11/20	6/13/91/115	-
22	CLA	G	614	-	1/1/11/20	6/13/91/115	-
22	CLA	S	305	-	1/1/11/20	9/13/91/115	-
22	CLA	3	305	-	1/1/11/20	6/13/91/115	-
25	CHL	r	306	-	3/3/16/26	13/15/113/137	-
25	CHL	s	307	-	3/3/16/26	7/15/113/137	-
22	CLA	S	312	18	1/1/11/20	6/13/91/115	-
22	CLA	1	613	19	1/1/11/20	4/13/91/115	-
25	CHL	4	307	-	3/3/16/26	10/15/113/137	-
22	CLA	8	310	-	1/1/11/20	4/13/91/115	-
22	CLA	c	502	-	1/1/11/20	6/13/91/115	-
22	CLA	B	615	-	1/1/11/20	10/13/91/115	-
22	CLA	2	603	-	1/1/11/20	6/13/91/115	-
22	CLA	C	503	-	1/1/11/20	9/13/91/115	-

*Continued on next page...*

*Continued from previous page...*

Mol	Type	Chain	Res	Link	Chirals	Torsions	Rings
25	CHL	6	605	19	3/3/15/26	6/10/108/137	-
22	CLA	r	307	17	1/1/11/20	9/13/91/115	-
22	CLA	C	502	-	1/1/11/20	7/13/91/115	-
22	CLA	n	613	19	1/1/11/20	5/13/91/115	-
25	CHL	1	601	19	3/3/16/26	7/15/113/137	-
22	CLA	n	610	19	1/1/11/20	7/13/91/115	-
22	CLA	b	607	-	1/1/11/20	6/13/91/115	-
22	CLA	5	614	-	1/1/11/20	6/13/91/115	-
22	CLA	7	304	-	1/1/11/20	6/13/91/115	-
22	CLA	Y	602	19	1/1/11/20	9/13/91/115	-
24	HEM	E	101	6,5	-	3/12/54/54	-
22	CLA	g	613	19	1/1/11/20	5/13/91/115	-
22	CLA	7	311	-	1/1/11/20	5/13/91/115	-
25	CHL	7	302	19	3/3/16/26	7/15/113/137	-
22	CLA	6	612	19	1/1/11/20	5/13/91/115	-
22	CLA	B	608	-	-	4/13/91/115	-
25	CHL	2	608	19	3/3/16/26	12/15/113/137	-
25	CHL	1	607	-	3/3/16/26	6/15/113/137	-
22	CLA	R	307	17	1/1/11/20	9/13/91/115	-
22	CLA	B	606	-	-	3/13/91/115	-
25	CHL	n	608	-	3/3/16/26	8/15/113/137	-
25	CHL	8	307	-	3/3/16/26	10/15/113/137	-
25	CHL	1	605	19	3/3/15/26	7/10/108/137	-
25	CHL	y	605	19	3/3/15/26	7/10/108/137	-
25	CHL	g	605	19	3/3/15/26	7/10/108/137	-
25	CHL	5	608	-	3/3/16/26	7/15/113/137	-
22	CLA	S	313	18	1/1/11/20	5/13/91/115	-
22	CLA	Y	612	19	1/1/11/20	9/13/91/115	-
25	CHL	4	306	-	3/3/16/26	12/15/113/137	-
22	CLA	C	505	-	1/1/11/20	8/13/91/115	-
25	CHL	5	606	-	3/3/16/26	6/15/113/137	-
22	CLA	r	310	-	1/1/11/20	7/13/91/115	-
22	CLA	6	603	-	1/1/11/20	6/13/91/115	-
25	CHL	3	306	19	3/3/15/26	7/10/108/137	-

*Continued on next page...*

*Continued from previous page...*

Mol	Type	Chain	Res	Link	Chirals	Torsions	Rings
22	CLA	G	611	-	1/1/11/20	5/13/91/115	-
22	CLA	R	302	-	1/1/11/20	9/13/91/115	-
22	CLA	B	603	-	1/1/11/20	6/13/91/115	-
22	CLA	R	311	17	1/1/11/20	5/13/91/115	-
25	CHL	1	608	-	3/3/16/26	7/15/113/137	-
25	CHL	G	607	-	3/3/16/26	5/15/113/137	-
25	CHL	s	306	18	3/3/16/26	9/15/113/137	-
22	CLA	S	303	18	1/1/11/20	9/13/91/115	-
25	CHL	N	607	-	3/3/16/26	5/15/113/137	-
25	CHL	1	606	-	3/3/16/26	6/15/113/137	-
22	CLA	A	403	-	1/1/11/20	8/13/91/115	-
25	CHL	n	605	19	3/3/15/26	7/10/108/137	-
22	CLA	B	607	-	1/1/11/20	4/13/91/115	-
22	CLA	5	602	19	1/1/11/20	8/13/91/115	-
25	CHL	s	308	-	3/3/16/26	7/15/113/137	-
22	CLA	g	610	19	1/1/11/20	7/13/91/115	-
25	CHL	3	309	19	3/3/16/26	12/15/113/137	-
22	CLA	Y	611	-	1/1/11/20	7/13/91/115	-
22	CLA	6	610	-	1/1/11/20	3/13/91/115	-
22	CLA	S	314	-	1/1/11/20	5/13/91/115	-
22	CLA	2	602	19	1/1/11/20	7/13/91/115	-
22	CLA	B	612	-	1/1/11/20	8/13/91/115	-
22	CLA	c	504	-	1/1/11/20	5/13/91/115	-
22	CLA	D	404	-	1/1/11/20	6/13/91/115	-
22	CLA	8	302	20	1/1/11/20	5/13/91/115	-
22	CLA	7	313	19	1/1/11/20	5/13/91/115	-
25	CHL	R	304	-	3/3/16/26	10/15/113/137	-
25	CHL	Y	609	19	3/3/16/26	13/15/113/137	-
25	CHL	S	306	18	3/3/16/26	9/15/113/137	-
25	CHL	7	301	-	3/3/16/26	7/15/113/137	-
23	PHO	D	402	-	-	4/13/79/103	0/5/6/6
22	CLA	b	608	-	1/1/11/20	4/13/91/115	-
22	CLA	5	611	-	1/1/11/20	5/13/91/115	-
25	CHL	3	307	-	3/3/16/26	6/15/113/137	-

*Continued on next page...*

*Continued from previous page...*

Mol	Type	Chain	Res	Link	Chirals	Torsions	Rings
22	CLA	a	403	-	1/1/11/20	8/13/91/115	-
22	CLA	2	611	19	1/1/11/20	8/13/91/115	-
25	CHL	S	308	-	3/3/16/26	7/15/113/137	-
22	CLA	5	612	19	1/1/11/20	7/13/91/115	-
25	CHL	r	304	-	3/3/16/26	10/15/113/137	-
22	CLA	g	602	19	1/1/11/20	9/13/91/115	-
22	CLA	G	613	19	1/1/11/20	5/13/91/115	-
22	CLA	y	612	19	1/1/11/20	9/13/91/115	-
22	CLA	7	312	19	1/1/11/20	7/13/91/115	-
25	CHL	y	606	-	3/3/16/26	8/15/113/137	-
22	CLA	N	610	19	1/1/11/20	7/13/91/115	-
22	CLA	R	310	-	1/1/11/20	7/13/91/115	-
25	CHL	1	615	-	3/3/16/26	9/15/113/137	-
22	CLA	B	601	-	-	9/13/91/115	-
22	CLA	B	602	-	1/1/11/20	7/13/91/115	-
22	CLA	2	604	-	1/1/11/20	8/13/91/115	-
22	CLA	B	604	-	1/1/11/20	7/13/91/115	-
22	CLA	A	405	-	1/1/11/20	4/13/91/115	-
22	CLA	Y	610	19	1/1/11/20	6/13/91/115	-
22	CLA	2	613	-	1/1/11/20	6/13/91/115	-
22	CLA	r	309	-	1/1/11/20	8/13/91/115	-
22	CLA	c	509	-	1/1/11/20	8/13/91/115	-
22	CLA	g	614	-	1/1/11/20	6/13/91/115	-
22	CLA	g	611	-	1/1/11/20	5/13/91/115	-
22	CLA	C	511	3	-	6/13/91/115	-
25	CHL	N	605	19	3/3/15/26	7/10/108/137	-
22	CLA	r	312	20,17	1/1/11/20	5/13/91/115	-
25	CHL	N	601	19	3/3/16/26	7/15/113/137	-
25	CHL	N	606	-	3/3/16/26	6/15/113/137	-
22	CLA	3	311	-	1/1/11/20	5/13/91/115	-
22	CLA	4	310	-	1/1/11/20	4/13/91/115	-
22	CLA	B	611	-	1/1/11/20	4/13/91/115	-
22	CLA	N	604	-	1/1/11/20	8/13/91/115	-
25	CHL	6	606	-	3/3/16/26	7/15/113/137	-

*Continued on next page...*

*Continued from previous page...*

Mol	Type	Chain	Res	Link	Chirals	Torsions	Rings
22	CLA	3	303	19	1/1/11/20	9/13/91/115	-
25	CHL	7	306	19	3/3/15/26	7/10/108/137	-
22	CLA	b	613	-	1/1/11/20	5/13/91/115	-
22	CLA	s	310	18	1/1/11/20	8/13/91/115	-
22	CLA	6	609	19	1/1/11/20	6/13/91/115	-
22	CLA	c	512	-	1/1/11/20	2/13/91/115	-
22	CLA	R	309	-	1/1/11/20	8/13/91/115	-
25	CHL	7	309	19	3/3/16/26	12/15/113/137	-
25	CHL	G	608	-	3/3/16/26	8/15/113/137	-
22	CLA	r	301	17	1/1/11/20	9/13/91/115	-
25	CHL	s	302	18	3/3/16/26	6/15/113/137	-
25	CHL	g	609	19	3/3/16/26	12/15/113/137	-
22	CLA	6	604	-	1/1/11/20	8/13/91/115	-
22	CLA	S	311	-	1/1/11/20	4/13/91/115	-
22	CLA	b	609	-	-	4/13/91/115	-
22	CLA	b	616	-	1/1/11/20	10/13/91/115	-
22	CLA	5	603	-	1/1/11/20	5/13/91/115	-
22	CLA	s	314	-	1/1/11/20	5/13/91/115	-
22	CLA	y	613	19	1/1/11/20	5/13/91/115	-
22	CLA	n	611	-	1/1/11/20	6/13/91/115	-
22	CLA	a	402	-	1/1/11/20	5/13/91/115	-
22	CLA	1	614	-	1/1/11/20	6/13/91/115	-
22	CLA	b	610	-	1/1/11/20	8/13/91/115	-
22	CLA	6	602	19	1/1/11/20	7/13/91/115	-
25	CHL	n	601	19	3/3/16/26	7/15/113/137	-
22	CLA	s	301	-	1/1/11/20	3/13/91/115	-
22	CLA	c	505	-	1/1/11/20	9/13/91/115	-
22	CLA	b	602	-	-	5/13/91/115	-
22	CLA	B	610	-	1/1/11/20	8/13/91/115	-
22	CLA	S	309	18	1/1/11/20	4/13/91/115	-
22	CLA	1	612	19	1/1/11/20	7/13/91/115	-
22	CLA	4	302	20	1/1/11/20	5/13/91/115	-
22	CLA	C	510	-	1/1/11/20	5/13/91/115	-
22	CLA	c	506	-	1/1/11/20	6/13/91/115	-

*Continued on next page...*

*Continued from previous page...*

Mol	Type	Chain	Res	Link	Chirals	Torsions	Rings
22	CLA	y	602	19	1/1/11/20	9/13/91/115	-
25	CHL	y	609	19	3/3/16/26	13/15/113/137	-
22	CLA	N	614	-	1/1/11/20	7/13/91/115	-
22	CLA	2	612	19	1/1/11/20	5/13/91/115	-
22	CLA	D	403	-	1/1/11/20	6/13/91/115	-
25	CHL	5	615	-	3/3/16/26	9/15/113/137	-
22	CLA	B	605	-	1/1/11/20	2/13/91/115	-
22	CLA	c	511	3	-	6/13/91/115	-
23	PHO	d	402	-	-	6/13/79/103	0/5/6/6
25	CHL	g	606	-	3/3/16/26	8/15/113/137	-
22	CLA	3	313	19	1/1/11/20	5/13/91/115	-
22	CLA	s	309	18	1/1/11/20	4/13/91/115	-
25	CHL	8	301	-	3/3/16/26	8/15/113/137	-
22	CLA	g	604	-	1/1/11/20	8/13/91/115	-
25	CHL	6	601	19	3/3/16/26	8/15/113/137	-
22	CLA	N	611	-	1/1/11/20	6/13/91/115	-
22	CLA	n	602	19	1/1/11/20	9/13/91/115	-
22	CLA	g	603	-	1/1/11/20	6/13/91/115	-
25	CHL	y	607	-	3/3/16/26	5/15/113/137	-
22	CLA	8	303	-	1/1/11/20	8/13/91/115	-
22	CLA	s	305	-	1/1/11/20	9/13/91/115	-
25	CHL	4	305	20	3/3/16/26	7/15/113/137	-
22	CLA	b	614	-	-	3/13/91/115	-
25	CHL	N	609	19	3/3/16/26	13/15/113/137	-
22	CLA	S	304	-	1/1/11/20	6/13/91/115	-
22	CLA	g	612	19	1/1/11/20	8/13/91/115	-
22	CLA	y	603	-	1/1/11/20	8/13/91/115	-
22	CLA	b	615	-	1/1/11/20	9/13/91/115	-
25	CHL	S	302	18	3/3/16/26	6/15/113/137	-
22	CLA	C	501	-	1/1/11/20	5/13/91/115	-
22	CLA	G	602	19	1/1/11/20	9/13/91/115	-
22	CLA	Y	604	-	1/1/11/20	6/13/91/115	-
22	CLA	r	303	-	1/1/11/20	4/13/91/115	-
22	CLA	c	510	-	1/1/11/20	5/13/91/115	-

*Continued on next page...*

Continued from previous page...

Mol	Type	Chain	Res	Link	Chirals	Torsions	Rings
25	CHL	G	609	19	3/3/16/26	12/15/113/137	-
22	CLA	s	304	-	1/1/11/20	6/13/91/115	-
22	CLA	c	501	-	1/1/11/20	4/13/91/115	-
22	CLA	C	512	-	1/1/11/20	3/13/91/115	-
22	CLA	5	613	19	1/1/11/20	4/13/91/115	-
22	CLA	1	611	-	1/1/11/20	5/13/91/115	-
22	CLA	C	504	-	1/1/11/20	8/13/91/115	-
22	CLA	b	611	-	-	3/13/91/115	-
22	CLA	n	603	-	1/1/11/20	5/13/91/115	-
25	CHL	4	308	20	3/3/16/26	8/15/113/137	-
22	CLA	r	308	17	1/1/11/20	7/13/91/115	-
22	CLA	3	314	-	1/1/11/20	6/13/91/115	-
22	CLA	r	302	-	1/1/11/20	9/13/91/115	-
25	CHL	2	605	19	3/3/15/26	6/10/108/137	-
25	CHL	3	308	-	3/3/16/26	7/15/113/137	-
25	CHL	8	308	20	3/3/16/26	8/15/113/137	-
22	CLA	N	603	-	1/1/11/20	5/13/91/115	-
25	CHL	Y	601	19	3/3/16/26	7/15/113/137	-

All (4345) bond length outliers are listed below:

Mol	Chain	Res	Type	Atoms	Z	Observed(Å)	Ideal(Å)
25	G	609	CHL	O2A-CGA	6.01	1.51	1.30
25	g	609	CHL	O2A-CGA	6.01	1.51	1.30
25	N	609	CHL	O2A-CGA	6.00	1.50	1.30
25	n	609	CHL	O2A-CGA	6.00	1.50	1.30
25	3	309	CHL	O2A-CGA	5.97	1.50	1.30
25	7	309	CHL	O2A-CGA	5.97	1.50	1.30
25	Y	609	CHL	O2A-CGA	5.96	1.50	1.30
25	y	609	CHL	O2A-CGA	5.96	1.50	1.30
25	S	302	CHL	O2A-CGA	5.95	1.50	1.30
25	s	302	CHL	O2A-CGA	5.95	1.50	1.30
25	1	609	CHL	O2A-CGA	5.95	1.50	1.30
25	5	609	CHL	O2A-CGA	5.95	1.50	1.30
25	3	307	CHL	O2A-CGA	5.94	1.50	1.30
25	7	307	CHL	O2A-CGA	5.94	1.50	1.30
25	1	615	CHL	O2A-CGA	5.94	1.50	1.30
25	5	615	CHL	O2A-CGA	5.94	1.50	1.30

Continued on next page...

*Continued from previous page...*

Mol	Chain	Res	Type	Atoms	Z	Observed(Å)	Ideal(Å)
25	1	606	CHL	O2A-CGA	5.94	1.50	1.30
25	5	606	CHL	O2A-CGA	5.94	1.50	1.30
25	S	308	CHL	O2A-CGA	5.93	1.50	1.30
25	s	308	CHL	O2A-CGA	5.93	1.50	1.30
25	2	606	CHL	O2A-CGA	5.93	1.50	1.30
25	6	606	CHL	O2A-CGA	5.93	1.50	1.30
25	Y	606	CHL	O2A-CGA	5.93	1.50	1.30
25	y	606	CHL	O2A-CGA	5.93	1.50	1.30
25	4	308	CHL	O2A-CGA	5.93	1.50	1.30
25	8	308	CHL	O2A-CGA	5.93	1.50	1.30
25	4	301	CHL	O2A-CGA	5.93	1.50	1.30
25	8	301	CHL	O2A-CGA	5.93	1.50	1.30
25	2	608	CHL	O2A-CGA	5.92	1.50	1.30
25	6	608	CHL	O2A-CGA	5.92	1.50	1.30
25	Y	607	CHL	O2A-CGA	5.92	1.50	1.30
25	y	607	CHL	O2A-CGA	5.92	1.50	1.30
25	1	607	CHL	O2A-CGA	5.92	1.50	1.30
25	5	607	CHL	O2A-CGA	5.92	1.50	1.30
25	Y	608	CHL	O2A-CGA	5.92	1.50	1.30
25	y	608	CHL	O2A-CGA	5.92	1.50	1.30
25	4	305	CHL	O2A-CGA	5.92	1.50	1.30
25	8	305	CHL	O2A-CGA	5.92	1.50	1.30
25	3	301	CHL	O2A-CGA	5.92	1.50	1.30
25	7	301	CHL	O2A-CGA	5.92	1.50	1.30
25	4	306	CHL	O2A-CGA	5.92	1.50	1.30
25	8	306	CHL	O2A-CGA	5.92	1.50	1.30
25	1	601	CHL	O2A-CGA	5.92	1.50	1.30
25	5	601	CHL	O2A-CGA	5.92	1.50	1.30
25	G	607	CHL	O2A-CGA	5.91	1.50	1.30
25	g	607	CHL	O2A-CGA	5.91	1.50	1.30
25	S	307	CHL	O2A-CGA	5.91	1.50	1.30
25	s	307	CHL	O2A-CGA	5.91	1.50	1.30
25	R	304	CHL	O2A-CGA	5.91	1.50	1.30
25	R	306	CHL	O2A-CGA	5.91	1.50	1.30
25	r	304	CHL	O2A-CGA	5.91	1.50	1.30
25	r	306	CHL	O2A-CGA	5.91	1.50	1.30
25	G	608	CHL	O2A-CGA	5.91	1.50	1.30
25	g	608	CHL	O2A-CGA	5.91	1.50	1.30
25	G	606	CHL	O2A-CGA	5.91	1.50	1.30
25	g	606	CHL	O2A-CGA	5.91	1.50	1.30
25	R	305	CHL	O2A-CGA	5.91	1.50	1.30
25	r	305	CHL	O2A-CGA	5.91	1.50	1.30

*Continued on next page...*



*Continued from previous page...*

Mol	Chain	Res	Type	Atoms	Z	Observed(Å)	Ideal(Å)
25	N	606	CHL	O2A-CGA	5.91	1.50	1.30
25	n	606	CHL	O2A-CGA	5.91	1.50	1.30
25	2	601	CHL	O2A-CGA	5.91	1.50	1.30
25	6	601	CHL	O2A-CGA	5.91	1.50	1.30
25	4	307	CHL	O2A-CGA	5.90	1.50	1.30
25	8	307	CHL	O2A-CGA	5.90	1.50	1.30
25	1	608	CHL	O2A-CGA	5.89	1.50	1.30
25	5	608	CHL	O2A-CGA	5.89	1.50	1.30
25	N	607	CHL	O2A-CGA	5.89	1.50	1.30
25	n	607	CHL	O2A-CGA	5.89	1.50	1.30
25	3	302	CHL	O2A-CGA	5.87	1.50	1.30
25	7	302	CHL	O2A-CGA	5.87	1.50	1.30
25	2	607	CHL	O2A-CGA	5.85	1.50	1.30
25	6	607	CHL	O2A-CGA	5.85	1.50	1.30
25	3	308	CHL	O2A-CGA	5.85	1.50	1.30
25	7	308	CHL	O2A-CGA	5.85	1.50	1.30
25	N	608	CHL	O2A-CGA	5.84	1.50	1.30
25	n	608	CHL	O2A-CGA	5.84	1.50	1.30
22	D	403	CLA	C1D-ND	-5.83	1.30	1.37
25	G	601	CHL	O2A-CGA	5.83	1.50	1.30
25	g	601	CHL	O2A-CGA	5.83	1.50	1.30
25	N	601	CHL	O2A-CGA	5.83	1.50	1.30
25	n	601	CHL	O2A-CGA	5.83	1.50	1.30
22	d	403	CLA	C1D-ND	-5.82	1.30	1.37
25	Y	601	CHL	O2A-CGA	5.78	1.50	1.30
25	y	601	CHL	O2A-CGA	5.78	1.50	1.30
22	B	612	CLA	C1D-ND	-5.76	1.30	1.37
25	S	306	CHL	O2A-CGA	5.72	1.50	1.30
25	s	306	CHL	O2A-CGA	5.72	1.50	1.30
22	Y	604	CLA	C1D-ND	-5.70	1.30	1.37
22	y	604	CLA	C1D-ND	-5.70	1.30	1.37
22	C	506	CLA	C1D-ND	-5.69	1.30	1.37
22	b	608	CLA	C1D-ND	-5.63	1.30	1.37
22	S	313	CLA	C1D-ND	-5.59	1.30	1.37
22	s	313	CLA	C1D-ND	-5.59	1.30	1.37
22	c	508	CLA	C1D-ND	-5.57	1.30	1.37
22	c	501	CLA	C4B-NB	-5.54	1.30	1.35
22	c	505	CLA	C1D-ND	-5.54	1.31	1.37
22	B	609	CLA	C1D-ND	-5.51	1.31	1.37
22	Y	613	CLA	C1D-ND	-5.51	1.31	1.37
22	y	613	CLA	C1D-ND	-5.51	1.31	1.37
22	b	603	CLA	C1D-ND	-5.50	1.31	1.37

*Continued on next page...*

*Continued from previous page...*

Mol	Chain	Res	Type	Atoms	Z	Observed(Å)	Ideal(Å)
22	b	612	CLA	C1D-ND	-5.50	1.31	1.37
22	Y	611	CLA	C1D-ND	-5.49	1.31	1.37
22	y	611	CLA	C1D-ND	-5.49	1.31	1.37
22	c	506	CLA	C1D-ND	-5.48	1.31	1.37
22	c	501	CLA	C1D-ND	-5.45	1.31	1.37
22	b	614	CLA	C1D-ND	-5.45	1.31	1.37
22	A	405	CLA	C1D-ND	-5.45	1.31	1.37
22	c	505	CLA	C4B-NB	-5.44	1.30	1.35
22	b	606	CLA	C1D-ND	-5.44	1.31	1.37
22	B	608	CLA	C1D-ND	-5.44	1.31	1.37
22	a	405	CLA	C1D-ND	-5.43	1.31	1.37
22	R	311	CLA	C1D-ND	-5.42	1.31	1.37
22	r	311	CLA	C1D-ND	-5.42	1.31	1.37
22	N	604	CLA	C1D-ND	-5.41	1.31	1.37
22	n	604	CLA	C1D-ND	-5.41	1.31	1.37
23	A	404	PHO	C3B-C2B	5.41	1.47	1.40
22	b	611	CLA	C1D-ND	-5.39	1.31	1.37
22	G	613	CLA	C1D-ND	-5.39	1.31	1.37
22	g	613	CLA	C1D-ND	-5.39	1.31	1.37
22	C	508	CLA	C1D-ND	-5.38	1.31	1.37
22	N	604	CLA	C4B-NB	-5.37	1.30	1.35
22	n	604	CLA	C4B-NB	-5.37	1.30	1.35
22	R	307	CLA	C1D-ND	-5.36	1.31	1.37
22	r	307	CLA	C1D-ND	-5.36	1.31	1.37
22	S	301	CLA	C1D-ND	-5.36	1.31	1.37
25	Y	605	CHL	MG-ND	-5.35	1.95	2.05
25	y	605	CHL	MG-ND	-5.35	1.95	2.05
22	C	504	CLA	C1D-ND	-5.35	1.31	1.37
22	C	502	CLA	C1D-ND	-5.35	1.31	1.37
22	b	607	CLA	C1D-ND	-5.35	1.31	1.37
22	S	311	CLA	C1D-ND	-5.34	1.31	1.37
22	s	311	CLA	C1D-ND	-5.34	1.31	1.37
22	B	607	CLA	C1D-ND	-5.32	1.31	1.37
22	G	602	CLA	C1D-ND	-5.32	1.31	1.37
22	g	602	CLA	C1D-ND	-5.32	1.31	1.37
22	B	611	CLA	C1D-ND	-5.31	1.31	1.37
22	s	301	CLA	C1D-ND	-5.31	1.31	1.37
25	N	608	CHL	MG-ND	-5.30	1.95	2.05
25	n	608	CHL	MG-ND	-5.30	1.95	2.05
22	Y	604	CLA	C4B-NB	-5.30	1.30	1.35
22	y	604	CLA	C4B-NB	-5.30	1.30	1.35
22	C	505	CLA	C1D-ND	-5.30	1.31	1.37

*Continued on next page...*

*Continued from previous page...*

Mol	Chain	Res	Type	Atoms	Z	Observed(Å)	Ideal(Å)
23	d	402	PHO	C3B-C2B	5.30	1.47	1.40
22	S	305	CLA	C1D-ND	-5.29	1.31	1.37
22	s	305	CLA	C1D-ND	-5.29	1.31	1.37
22	B	604	CLA	C4B-NB	-5.29	1.30	1.35
25	S	302	CHL	MG-ND	-5.29	1.95	2.05
25	s	302	CHL	MG-ND	-5.29	1.95	2.05
25	N	607	CHL	MG-ND	-5.28	1.95	2.05
25	n	607	CHL	MG-ND	-5.28	1.95	2.05
22	c	509	CLA	C1D-ND	-5.28	1.31	1.37
22	c	502	CLA	C1D-ND	-5.28	1.31	1.37
22	c	504	CLA	C1D-ND	-5.27	1.31	1.37
22	S	312	CLA	C4B-NB	-5.27	1.30	1.35
22	s	312	CLA	C4B-NB	-5.27	1.30	1.35
22	Y	612	CLA	C1D-ND	-5.27	1.31	1.37
22	y	612	CLA	C1D-ND	-5.27	1.31	1.37
22	N	613	CLA	C1D-ND	-5.26	1.31	1.37
22	n	613	CLA	C1D-ND	-5.26	1.31	1.37
22	c	510	CLA	C1D-ND	-5.26	1.31	1.37
25	N	606	CHL	MG-ND	-5.26	1.95	2.05
25	n	606	CHL	MG-ND	-5.26	1.95	2.05
22	B	603	CLA	C1D-ND	-5.24	1.31	1.37
25	Y	609	CHL	MG-ND	-5.24	1.95	2.05
25	y	609	CHL	MG-ND	-5.24	1.95	2.05
23	a	404	PHO	C3B-C2B	5.24	1.47	1.40
22	Y	614	CLA	C1D-ND	-5.22	1.31	1.37
22	y	614	CLA	C1D-ND	-5.22	1.31	1.37
22	R	308	CLA	C1D-ND	-5.22	1.31	1.37
22	r	308	CLA	C1D-ND	-5.22	1.31	1.37
25	Y	608	CHL	MG-ND	-5.20	1.95	2.05
25	y	608	CHL	MG-ND	-5.20	1.95	2.05
25	Y	607	CHL	MG-ND	-5.20	1.95	2.05
25	y	607	CHL	MG-ND	-5.20	1.95	2.05
22	c	503	CLA	C1D-ND	-5.20	1.31	1.37
25	N	609	CHL	MG-ND	-5.20	1.95	2.05
25	n	609	CHL	MG-ND	-5.20	1.95	2.05
22	b	616	CLA	C1D-ND	-5.19	1.31	1.37
22	C	510	CLA	C1D-ND	-5.18	1.31	1.37
22	B	613	CLA	C1D-ND	-5.18	1.31	1.37
22	C	503	CLA	C1D-ND	-5.17	1.31	1.37
22	d	401	CLA	C1D-ND	-5.17	1.31	1.37
22	R	302	CLA	C1D-ND	-5.17	1.31	1.37
22	r	302	CLA	C1D-ND	-5.17	1.31	1.37

*Continued on next page...*

*Continued from previous page...*

Mol	Chain	Res	Type	Atoms	Z	Observed(Å)	Ideal(Å)
22	C	501	CLA	C4B-NB	-5.16	1.30	1.35
22	R	303	CLA	C1D-ND	-5.16	1.31	1.37
22	r	303	CLA	C1D-ND	-5.16	1.31	1.37
25	G	606	CHL	MG-ND	-5.16	1.95	2.05
25	g	606	CHL	MG-ND	-5.16	1.95	2.05
22	A	403	CLA	C1D-ND	-5.16	1.31	1.37
22	b	605	CLA	C1D-ND	-5.15	1.31	1.37
22	B	614	CLA	C1D-ND	-5.15	1.31	1.37
25	R	304	CHL	MG-ND	-5.15	1.95	2.05
25	r	304	CHL	MG-ND	-5.15	1.95	2.05
22	c	507	CLA	C1D-ND	-5.15	1.31	1.37
22	S	304	CLA	C1D-ND	-5.15	1.31	1.37
22	s	304	CLA	C1D-ND	-5.15	1.31	1.37
22	d	404	CLA	C1D-ND	-5.15	1.31	1.37
22	G	603	CLA	C1D-ND	-5.14	1.31	1.37
22	g	603	CLA	C1D-ND	-5.14	1.31	1.37
22	D	403	CLA	C4B-NB	-5.14	1.30	1.35
22	C	507	CLA	C1D-ND	-5.14	1.31	1.37
22	S	312	CLA	C1D-ND	-5.14	1.31	1.37
22	s	312	CLA	C1D-ND	-5.14	1.31	1.37
22	N	602	CLA	C1D-ND	-5.14	1.31	1.37
22	n	602	CLA	C1D-ND	-5.14	1.31	1.37
22	D	404	CLA	C1D-ND	-5.14	1.31	1.37
22	B	605	CLA	C1D-ND	-5.14	1.31	1.37
22	b	604	CLA	C1D-ND	-5.14	1.31	1.37
22	S	305	CLA	OBD-CAD	5.13	1.31	1.22
22	s	305	CLA	OBD-CAD	5.13	1.31	1.22
22	G	604	CLA	C1D-ND	-5.13	1.31	1.37
22	N	603	CLA	C1D-ND	-5.13	1.31	1.37
22	g	604	CLA	C1D-ND	-5.13	1.31	1.37
22	n	603	CLA	C1D-ND	-5.13	1.31	1.37
25	S	307	CHL	MG-ND	-5.12	1.95	2.05
25	s	307	CHL	MG-ND	-5.12	1.95	2.05
25	Y	606	CHL	MG-ND	-5.12	1.95	2.05
25	y	606	CHL	MG-ND	-5.12	1.95	2.05
22	S	304	CLA	OBD-CAD	5.12	1.31	1.22
22	s	304	CLA	OBD-CAD	5.12	1.31	1.22
22	b	601	CLA	C1D-ND	-5.12	1.31	1.37
25	1	605	CHL	MG-ND	-5.12	1.95	2.05
25	5	605	CHL	MG-ND	-5.12	1.95	2.05
22	b	610	CLA	C1D-ND	-5.11	1.31	1.37
22	a	403	CLA	C1D-ND	-5.11	1.31	1.37

*Continued on next page...*

*Continued from previous page...*

Mol	Chain	Res	Type	Atoms	Z	Observed(Å)	Ideal(Å)
22	b	612	CLA	CHC-C1C	5.11	1.48	1.35
23	A	404	PHO	CBD-CGD	-5.10	1.45	1.52
22	d	403	CLA	C4B-NB	-5.10	1.30	1.35
22	N	610	CLA	C1D-ND	-5.10	1.31	1.37
22	n	610	CLA	C1D-ND	-5.10	1.31	1.37
22	S	314	CLA	C1D-ND	-5.10	1.31	1.37
22	s	314	CLA	C1D-ND	-5.10	1.31	1.37
22	D	401	CLA	C4B-NB	-5.10	1.30	1.35
22	b	602	CLA	C1D-ND	-5.09	1.31	1.37
22	Y	603	CLA	C1D-ND	-5.09	1.31	1.37
22	y	603	CLA	C1D-ND	-5.09	1.31	1.37
25	R	305	CHL	MG-ND	-5.09	1.95	2.05
25	r	305	CHL	MG-ND	-5.09	1.95	2.05
25	N	605	CHL	MG-ND	-5.09	1.95	2.05
25	n	605	CHL	MG-ND	-5.09	1.95	2.05
22	C	505	CLA	C4B-NB	-5.08	1.30	1.35
22	2	609	CLA	CHC-C1C	5.08	1.48	1.35
22	6	609	CLA	CHC-C1C	5.08	1.48	1.35
25	G	601	CHL	MG-ND	-5.07	1.95	2.05
25	g	601	CHL	MG-ND	-5.07	1.95	2.05
25	G	607	CHL	MG-ND	-5.07	1.95	2.05
25	g	607	CHL	MG-ND	-5.07	1.95	2.05
22	B	611	CLA	C4B-NB	-5.07	1.30	1.35
22	1	604	CLA	C1D-ND	-5.05	1.31	1.37
22	5	604	CLA	C1D-ND	-5.05	1.31	1.37
22	b	609	CLA	C1D-ND	-5.05	1.31	1.37
22	b	613	CLA	C1D-ND	-5.05	1.31	1.37
22	2	604	CLA	OBD-CAD	5.05	1.31	1.22
22	6	604	CLA	OBD-CAD	5.05	1.31	1.22
22	C	511	CLA	C1D-ND	-5.05	1.31	1.37
22	b	606	CLA	OBD-CAD	5.04	1.31	1.22
23	D	402	PHO	C3B-C2B	5.04	1.47	1.40
22	c	503	CLA	C4B-NB	-5.04	1.30	1.35
22	3	310	CLA	CHC-C1C	5.04	1.47	1.35
22	7	310	CLA	CHC-C1C	5.04	1.47	1.35
25	G	608	CHL	MG-ND	-5.03	1.95	2.05
25	g	608	CHL	MG-ND	-5.03	1.95	2.05
25	R	306	CHL	MG-ND	-5.03	1.95	2.05
25	r	306	CHL	MG-ND	-5.03	1.95	2.05
22	C	501	CLA	C1D-ND	-5.03	1.31	1.37
22	S	310	CLA	C1D-ND	-5.03	1.31	1.37
22	s	310	CLA	C1D-ND	-5.03	1.31	1.37

*Continued on next page...*

*Continued from previous page...*

Mol	Chain	Res	Type	Atoms	Z	Observed(Å)	Ideal(Å)
22	b	606	CLA	CHC-C1C	5.03	1.47	1.35
22	B	610	CLA	C1D-ND	-5.02	1.31	1.37
24	E	101	HEM	C3C-C2C	-5.01	1.33	1.40
22	D	401	CLA	C1D-ND	-5.01	1.31	1.37
22	S	303	CLA	C1D-ND	-5.01	1.31	1.37
22	s	303	CLA	C1D-ND	-5.01	1.31	1.37
22	1	614	CLA	OBD-CAD	5.01	1.31	1.22
22	5	614	CLA	OBD-CAD	5.01	1.31	1.22
24	e	101	HEM	C3C-C2C	-5.01	1.33	1.40
22	G	612	CLA	C1D-ND	-5.01	1.31	1.37
22	g	612	CLA	C1D-ND	-5.01	1.31	1.37
22	c	512	CLA	C1D-ND	-5.00	1.31	1.37
22	b	608	CLA	C4B-NB	-5.00	1.30	1.35
25	N	601	CHL	MG-ND	-5.00	1.95	2.05
25	n	601	CHL	MG-ND	-5.00	1.95	2.05
22	C	509	CLA	C1D-ND	-5.00	1.31	1.37
22	B	606	CLA	C1D-ND	-5.00	1.31	1.37
22	A	405	CLA	C4B-NB	-4.99	1.30	1.35
22	c	511	CLA	C1D-ND	-4.99	1.31	1.37
22	R	302	CLA	OBD-CAD	4.99	1.31	1.22
22	r	302	CLA	OBD-CAD	4.99	1.31	1.22
22	B	615	CLA	OBD-CAD	4.99	1.31	1.22
22	1	604	CLA	OBD-CAD	4.98	1.31	1.22
22	5	604	CLA	OBD-CAD	4.98	1.31	1.22
22	s	301	CLA	OBD-CAD	4.98	1.31	1.22
22	2	611	CLA	OBD-CAD	4.98	1.31	1.22
22	6	611	CLA	OBD-CAD	4.98	1.31	1.22
22	3	314	CLA	CHC-C1C	4.97	1.47	1.35
22	7	314	CLA	CHC-C1C	4.97	1.47	1.35
22	3	312	CLA	OBD-CAD	4.97	1.31	1.22
22	7	312	CLA	OBD-CAD	4.97	1.31	1.22
22	b	604	CLA	C4B-NB	-4.96	1.30	1.35
22	a	402	CLA	C1D-ND	-4.96	1.31	1.37
25	S	308	CHL	MG-ND	-4.96	1.95	2.05
25	s	308	CHL	MG-ND	-4.96	1.95	2.05
22	b	601	CLA	OBD-CAD	4.96	1.31	1.22
22	3	310	CLA	OBD-CAD	4.96	1.31	1.22
22	7	310	CLA	OBD-CAD	4.96	1.31	1.22
22	1	613	CLA	C1D-ND	-4.96	1.31	1.37
22	5	613	CLA	C1D-ND	-4.96	1.31	1.37
22	A	402	CLA	C1D-ND	-4.95	1.31	1.37
22	B	615	CLA	C1D-ND	-4.95	1.31	1.37

*Continued on next page...*

*Continued from previous page...*

Mol	Chain	Res	Type	Atoms	Z	Observed(Å)	Ideal(Å)
22	3	311	CLA	OBD-CAD	4.95	1.31	1.22
22	7	311	CLA	OBD-CAD	4.95	1.31	1.22
22	N	614	CLA	OBD-CAD	4.95	1.31	1.22
22	n	614	CLA	OBD-CAD	4.95	1.31	1.22
22	G	614	CLA	C1D-ND	-4.95	1.31	1.37
22	g	614	CLA	C1D-ND	-4.95	1.31	1.37
22	A	402	CLA	C4B-NB	-4.94	1.30	1.35
22	R	311	CLA	OBD-CAD	4.94	1.31	1.22
22	r	311	CLA	OBD-CAD	4.94	1.31	1.22
22	B	614	CLA	CHC-C1C	4.94	1.47	1.35
22	1	603	CLA	OBD-CAD	4.94	1.31	1.22
22	5	603	CLA	OBD-CAD	4.94	1.31	1.22
22	3	313	CLA	OBD-CAD	4.94	1.31	1.22
22	7	313	CLA	OBD-CAD	4.94	1.31	1.22
22	1	611	CLA	OBD-CAD	4.94	1.31	1.22
22	5	611	CLA	OBD-CAD	4.94	1.31	1.22
25	G	609	CHL	MG-ND	-4.93	1.96	2.05
25	g	609	CHL	MG-ND	-4.93	1.96	2.05
22	a	402	CLA	C4B-NB	-4.93	1.30	1.35
22	b	611	CLA	C4B-NB	-4.93	1.30	1.35
22	R	310	CLA	C1D-ND	-4.93	1.31	1.37
22	r	310	CLA	C1D-ND	-4.93	1.31	1.37
22	2	603	CLA	OBD-CAD	4.93	1.31	1.22
22	6	603	CLA	OBD-CAD	4.93	1.31	1.22
22	2	613	CLA	OBD-CAD	4.93	1.31	1.22
22	6	613	CLA	OBD-CAD	4.93	1.31	1.22
22	2	611	CLA	CHC-C1C	4.93	1.47	1.35
22	6	611	CLA	CHC-C1C	4.93	1.47	1.35
22	S	301	CLA	OBD-CAD	4.93	1.31	1.22
22	4	309	CLA	OBD-CAD	4.93	1.31	1.22
22	8	309	CLA	OBD-CAD	4.93	1.31	1.22
22	4	304	CLA	OBD-CAD	4.92	1.31	1.22
22	8	304	CLA	OBD-CAD	4.92	1.31	1.22
22	a	405	CLA	C4B-NB	-4.92	1.30	1.35
22	G	611	CLA	C1D-ND	-4.92	1.31	1.37
22	g	611	CLA	C1D-ND	-4.92	1.31	1.37
22	B	616	CLA	C4B-NB	-4.92	1.30	1.35
22	C	505	CLA	OBD-CAD	4.92	1.31	1.22
25	3	301	CHL	MG-ND	-4.92	1.96	2.05
25	7	301	CHL	MG-ND	-4.92	1.96	2.05
22	Y	610	CLA	C1D-ND	-4.92	1.31	1.37
22	y	610	CLA	C1D-ND	-4.92	1.31	1.37

*Continued on next page...*



*Continued from previous page...*

Mol	Chain	Res	Type	Atoms	Z	Observed(Å)	Ideal(Å)
22	B	601	CLA	C1D-ND	-4.92	1.31	1.37
22	S	309	CLA	OBD-CAD	4.91	1.30	1.22
22	s	309	CLA	OBD-CAD	4.91	1.30	1.22
22	b	609	CLA	OBD-CAD	4.91	1.30	1.22
22	N	611	CLA	OBD-CAD	4.91	1.30	1.22
22	n	611	CLA	OBD-CAD	4.91	1.30	1.22
22	Y	602	CLA	C1D-ND	-4.90	1.31	1.37
22	y	602	CLA	C1D-ND	-4.90	1.31	1.37
22	c	504	CLA	OBD-CAD	4.90	1.30	1.22
22	4	310	CLA	OBD-CAD	4.90	1.30	1.22
22	8	310	CLA	OBD-CAD	4.90	1.30	1.22
22	G	610	CLA	C1D-ND	-4.90	1.31	1.37
22	g	610	CLA	C1D-ND	-4.90	1.31	1.37
22	3	314	CLA	OBD-CAD	4.90	1.30	1.22
22	7	314	CLA	OBD-CAD	4.90	1.30	1.22
22	R	307	CLA	OBD-CAD	4.90	1.30	1.22
22	r	307	CLA	OBD-CAD	4.90	1.30	1.22
22	B	604	CLA	C1D-ND	-4.90	1.31	1.37
22	B	610	CLA	OBD-CAD	4.90	1.30	1.22
22	B	601	CLA	OBD-CAD	4.89	1.30	1.22
22	2	610	CLA	OBD-CAD	4.89	1.30	1.22
22	6	610	CLA	OBD-CAD	4.89	1.30	1.22
22	1	613	CLA	OBD-CAD	4.89	1.30	1.22
22	5	613	CLA	OBD-CAD	4.89	1.30	1.22
22	4	309	CLA	CHC-C1C	4.89	1.47	1.35
22	8	309	CLA	CHC-C1C	4.89	1.47	1.35
22	d	404	CLA	OBD-CAD	4.88	1.30	1.22
22	N	604	CLA	OBD-CAD	4.88	1.30	1.22
22	n	604	CLA	OBD-CAD	4.88	1.30	1.22
22	3	305	CLA	OBD-CAD	4.88	1.30	1.22
22	7	305	CLA	OBD-CAD	4.88	1.30	1.22
22	B	605	CLA	C4B-NB	-4.88	1.30	1.35
22	b	610	CLA	OBD-CAD	4.88	1.30	1.22
22	B	601	CLA	CHC-C1C	4.88	1.47	1.35
22	C	512	CLA	CHC-C1C	4.87	1.47	1.35
22	R	302	CLA	CHC-C1C	4.87	1.47	1.35
22	r	302	CLA	CHC-C1C	4.87	1.47	1.35
22	1	610	CLA	CHC-C1C	4.87	1.47	1.35
22	5	610	CLA	CHC-C1C	4.87	1.47	1.35
22	D	404	CLA	OBD-CAD	4.87	1.30	1.22
22	R	312	CLA	OBD-CAD	4.87	1.30	1.22
22	r	312	CLA	OBD-CAD	4.87	1.30	1.22

*Continued on next page...*



*Continued from previous page...*

Mol	Chain	Res	Type	Atoms	Z	Observed(Å)	Ideal(Å)
22	B	609	CLA	OBD-CAD	4.87	1.30	1.22
22	2	613	CLA	CHC-C1C	4.87	1.47	1.35
22	6	613	CLA	CHC-C1C	4.87	1.47	1.35
22	2	603	CLA	CHC-C1C	4.87	1.47	1.35
22	6	603	CLA	CHC-C1C	4.87	1.47	1.35
22	b	603	CLA	OBD-CAD	4.87	1.30	1.22
22	b	605	CLA	CHC-C1C	4.87	1.47	1.35
22	G	610	CLA	CHC-C1C	4.87	1.47	1.35
22	g	610	CLA	CHC-C1C	4.87	1.47	1.35
22	N	611	CLA	C1D-ND	-4.86	1.31	1.37
22	n	611	CLA	C1D-ND	-4.86	1.31	1.37
22	R	312	CLA	CHC-C1C	4.86	1.47	1.35
22	r	312	CLA	CHC-C1C	4.86	1.47	1.35
22	G	602	CLA	C4B-NB	-4.86	1.30	1.35
22	g	602	CLA	C4B-NB	-4.86	1.30	1.35
22	4	310	CLA	CHC-C1C	4.86	1.47	1.35
22	8	310	CLA	CHC-C1C	4.86	1.47	1.35
22	3	304	CLA	OBD-CAD	4.86	1.30	1.22
22	7	304	CLA	OBD-CAD	4.86	1.30	1.22
22	C	511	CLA	OBD-CAD	4.86	1.30	1.22
22	b	615	CLA	OBD-CAD	4.86	1.30	1.22
22	c	506	CLA	OBD-CAD	4.86	1.30	1.22
22	b	615	CLA	C1D-ND	-4.86	1.31	1.37
25	Y	601	CHL	MG-ND	-4.85	1.96	2.05
25	y	601	CHL	MG-ND	-4.85	1.96	2.05
22	G	614	CLA	OBD-CAD	4.85	1.30	1.22
22	g	614	CLA	OBD-CAD	4.85	1.30	1.22
22	C	502	CLA	CHC-C1C	4.85	1.47	1.35
22	R	309	CLA	C1D-ND	-4.85	1.31	1.37
22	r	309	CLA	C1D-ND	-4.85	1.31	1.37
22	S	314	CLA	C4B-NB	-4.85	1.30	1.35
22	s	314	CLA	C4B-NB	-4.85	1.30	1.35
22	1	612	CLA	CHC-C1C	4.85	1.47	1.35
22	5	612	CLA	CHC-C1C	4.85	1.47	1.35
22	C	512	CLA	OBD-CAD	4.85	1.30	1.22
22	R	309	CLA	OBD-CAD	4.85	1.30	1.22
22	r	309	CLA	OBD-CAD	4.85	1.30	1.22
22	1	610	CLA	OBD-CAD	4.84	1.30	1.22
22	5	610	CLA	OBD-CAD	4.84	1.30	1.22
22	B	608	CLA	C4B-NB	-4.84	1.30	1.35
22	b	615	CLA	CHC-C1C	4.84	1.47	1.35
22	3	311	CLA	CHC-C1C	4.84	1.47	1.35

*Continued on next page...*

*Continued from previous page...*

Mol	Chain	Res	Type	Atoms	Z	Observed(Å)	Ideal(Å)
22	7	311	CLA	CHC-C1C	4.84	1.47	1.35
22	G	604	CLA	OBD-CAD	4.84	1.30	1.22
22	g	604	CLA	OBD-CAD	4.84	1.30	1.22
22	R	301	CLA	C1D-ND	-4.84	1.31	1.37
22	r	301	CLA	C1D-ND	-4.84	1.31	1.37
22	1	614	CLA	C1D-ND	-4.84	1.31	1.37
22	5	614	CLA	C1D-ND	-4.84	1.31	1.37
25	2	606	CHL	MG-ND	-4.84	1.96	2.05
25	6	606	CHL	MG-ND	-4.84	1.96	2.05
22	A	403	CLA	CHC-C1C	4.83	1.47	1.35
22	R	310	CLA	CHC-C1C	4.83	1.47	1.35
22	r	310	CLA	CHC-C1C	4.83	1.47	1.35
22	1	612	CLA	C1D-ND	-4.83	1.31	1.37
22	5	612	CLA	C1D-ND	-4.83	1.31	1.37
22	2	612	CLA	OBD-CAD	4.83	1.30	1.22
22	6	612	CLA	OBD-CAD	4.83	1.30	1.22
22	2	610	CLA	CHC-C1C	4.83	1.47	1.35
22	6	610	CLA	CHC-C1C	4.83	1.47	1.35
22	2	609	CLA	OBD-CAD	4.82	1.30	1.22
22	6	609	CLA	OBD-CAD	4.82	1.30	1.22
22	4	303	CLA	CHC-C1C	4.82	1.47	1.35
22	8	303	CLA	CHC-C1C	4.82	1.47	1.35
22	S	304	CLA	CHC-C1C	4.82	1.47	1.35
22	s	304	CLA	CHC-C1C	4.82	1.47	1.35
22	1	603	CLA	CHC-C1C	4.82	1.47	1.35
22	5	603	CLA	CHC-C1C	4.82	1.47	1.35
22	B	613	CLA	C4B-NB	-4.82	1.30	1.35
22	R	301	CLA	CHC-C1C	4.82	1.47	1.35
22	r	301	CLA	CHC-C1C	4.82	1.47	1.35
22	N	614	CLA	C1D-ND	-4.82	1.31	1.37
22	n	614	CLA	C1D-ND	-4.82	1.31	1.37
22	1	612	CLA	OBD-CAD	4.81	1.30	1.22
22	5	612	CLA	OBD-CAD	4.81	1.30	1.22
22	d	401	CLA	OBD-CAD	4.81	1.30	1.22
22	C	504	CLA	OBD-CAD	4.81	1.30	1.22
22	Y	614	CLA	C4B-NB	-4.81	1.30	1.35
22	y	614	CLA	C4B-NB	-4.81	1.30	1.35
22	c	509	CLA	CHC-C1C	4.81	1.47	1.35
22	c	510	CLA	OBD-CAD	4.81	1.30	1.22
22	B	607	CLA	OBD-CAD	4.81	1.30	1.22
22	4	304	CLA	C1D-ND	-4.81	1.31	1.37
22	8	304	CLA	C1D-ND	-4.81	1.31	1.37

*Continued on next page...*

*Continued from previous page...*

Mol	Chain	Res	Type	Atoms	Z	Observed(Å)	Ideal(Å)
22	D	403	CLA	OBD-CAD	4.80	1.30	1.22
25	3	308	CHL	MG-ND	-4.80	1.96	2.05
25	7	308	CHL	MG-ND	-4.80	1.96	2.05
22	d	403	CLA	OBD-CAD	4.80	1.30	1.22
22	3	304	CLA	CHC-C1C	4.80	1.47	1.35
22	7	304	CLA	CHC-C1C	4.80	1.47	1.35
22	C	509	CLA	OBD-CAD	4.80	1.30	1.22
22	R	312	CLA	C1D-ND	-4.80	1.31	1.37
22	r	312	CLA	C1D-ND	-4.80	1.31	1.37
22	G	614	CLA	CHC-C1C	4.80	1.47	1.35
22	g	614	CLA	CHC-C1C	4.80	1.47	1.35
22	2	602	CLA	CHC-C1C	4.80	1.47	1.35
22	6	602	CLA	CHC-C1C	4.80	1.47	1.35
22	3	303	CLA	CHC-C1C	4.80	1.47	1.35
22	7	303	CLA	CHC-C1C	4.80	1.47	1.35
25	1	606	CHL	MG-ND	-4.80	1.96	2.05
25	5	606	CHL	MG-ND	-4.80	1.96	2.05
22	4	302	CLA	C1D-ND	-4.79	1.31	1.37
22	8	302	CLA	C1D-ND	-4.79	1.31	1.37
22	c	512	CLA	OBD-CAD	4.79	1.30	1.22
25	1	607	CHL	MG-ND	-4.79	1.96	2.05
25	5	607	CHL	MG-ND	-4.79	1.96	2.05
22	S	311	CLA	C4B-NB	-4.79	1.30	1.35
22	s	311	CLA	C4B-NB	-4.79	1.30	1.35
22	2	612	CLA	C1D-ND	-4.79	1.31	1.37
22	6	612	CLA	C1D-ND	-4.79	1.31	1.37
22	3	305	CLA	CHC-C1C	4.79	1.47	1.35
22	7	305	CLA	CHC-C1C	4.79	1.47	1.35
22	a	405	CLA	OBD-CAD	4.79	1.30	1.22
22	C	502	CLA	C4B-NB	-4.79	1.30	1.35
25	Y	605	CHL	C3A-C2A	-4.79	1.50	1.54
25	y	605	CHL	C3A-C2A	-4.79	1.50	1.54
22	b	612	CLA	OBD-CAD	4.79	1.30	1.22
22	3	312	CLA	CHC-C1C	4.79	1.47	1.35
22	7	312	CLA	CHC-C1C	4.79	1.47	1.35
22	C	507	CLA	OBD-CAD	4.78	1.30	1.22
22	b	614	CLA	OBD-CAD	4.78	1.30	1.22
22	G	611	CLA	OBD-CAD	4.78	1.30	1.22
22	g	611	CLA	OBD-CAD	4.78	1.30	1.22
22	1	602	CLA	CHC-C1C	4.78	1.47	1.35
22	5	602	CLA	CHC-C1C	4.78	1.47	1.35
22	C	506	CLA	C4B-NB	-4.78	1.30	1.35

*Continued on next page...*

*Continued from previous page...*

Mol	Chain	Res	Type	Atoms	Z	Observed(Å)	Ideal(Å)
22	C	503	CLA	C4B-NB	-4.78	1.30	1.35
22	c	505	CLA	OBD-CAD	4.78	1.30	1.22
22	Y	604	CLA	OBD-CAD	4.78	1.30	1.22
22	y	604	CLA	OBD-CAD	4.78	1.30	1.22
22	3	304	CLA	C1D-ND	-4.78	1.31	1.37
22	7	304	CLA	C1D-ND	-4.78	1.31	1.37
22	2	602	CLA	C1D-ND	-4.77	1.31	1.37
22	6	602	CLA	C1D-ND	-4.77	1.31	1.37
22	s	301	CLA	CHC-C1C	4.77	1.47	1.35
22	C	506	CLA	OBD-CAD	4.77	1.30	1.22
22	B	607	CLA	C4B-NB	-4.77	1.30	1.35
22	R	311	CLA	CHC-C1C	4.77	1.47	1.35
22	r	311	CLA	CHC-C1C	4.77	1.47	1.35
22	C	510	CLA	C4B-NB	-4.77	1.31	1.35
22	3	313	CLA	CHC-C1C	4.77	1.47	1.35
22	7	313	CLA	CHC-C1C	4.77	1.47	1.35
22	B	606	CLA	OBD-CAD	4.77	1.30	1.22
25	1	615	CHL	MG-ND	-4.77	1.96	2.05
25	5	615	CHL	MG-ND	-4.77	1.96	2.05
22	N	612	CLA	C1D-ND	-4.77	1.31	1.37
22	n	612	CLA	C1D-ND	-4.77	1.31	1.37
22	2	604	CLA	CHC-C1C	4.77	1.47	1.35
22	6	604	CLA	CHC-C1C	4.77	1.47	1.35
22	C	510	CLA	OBD-CAD	4.77	1.30	1.22
22	b	601	CLA	CHC-C1C	4.76	1.47	1.35
22	b	616	CLA	OBD-CAD	4.76	1.30	1.22
22	4	304	CLA	CHC-C1C	4.76	1.47	1.35
22	8	304	CLA	CHC-C1C	4.76	1.47	1.35
25	2	601	CHL	MG-ND	-4.76	1.96	2.05
25	6	601	CHL	MG-ND	-4.76	1.96	2.05
22	G	612	CLA	OBD-CAD	4.76	1.30	1.22
22	g	612	CLA	OBD-CAD	4.76	1.30	1.22
22	1	613	CLA	CHC-C1C	4.76	1.47	1.35
22	5	613	CLA	CHC-C1C	4.76	1.47	1.35
22	Y	614	CLA	OBD-CAD	4.76	1.30	1.22
22	y	614	CLA	OBD-CAD	4.76	1.30	1.22
22	a	403	CLA	CHC-C1C	4.76	1.47	1.35
22	c	510	CLA	C4B-NB	-4.76	1.31	1.35
22	S	311	CLA	OBD-CAD	4.76	1.30	1.22
22	s	311	CLA	OBD-CAD	4.76	1.30	1.22
22	C	508	CLA	C4B-NB	-4.76	1.31	1.35
22	N	614	CLA	CHC-C1C	4.75	1.47	1.35

*Continued on next page...*

*Continued from previous page...*

Mol	Chain	Res	Type	Atoms	Z	Observed(Å)	Ideal(Å)
22	n	614	CLA	CHC-C1C	4.75	1.47	1.35
25	4	307	CHL	MG-ND	-4.75	1.96	2.05
25	8	307	CHL	MG-ND	-4.75	1.96	2.05
22	S	314	CLA	OBD-CAD	4.75	1.30	1.22
22	s	314	CLA	OBD-CAD	4.75	1.30	1.22
22	1	611	CLA	CHC-C1C	4.75	1.47	1.35
22	5	611	CLA	CHC-C1C	4.75	1.47	1.35
22	3	313	CLA	C1D-ND	-4.75	1.31	1.37
22	7	313	CLA	C1D-ND	-4.75	1.31	1.37
22	C	509	CLA	CHC-C1C	4.75	1.47	1.35
22	B	608	CLA	OBD-CAD	4.75	1.30	1.22
25	4	301	CHL	MG-ND	-4.74	1.96	2.05
25	8	301	CHL	MG-ND	-4.74	1.96	2.05
22	B	613	CLA	CHC-C1C	4.74	1.47	1.35
25	4	306	CHL	MG-ND	-4.74	1.96	2.05
25	8	306	CHL	MG-ND	-4.74	1.96	2.05
22	R	303	CLA	OBD-CAD	4.73	1.30	1.22
22	r	303	CLA	OBD-CAD	4.73	1.30	1.22
22	B	603	CLA	C4B-NB	-4.73	1.31	1.35
22	S	313	CLA	C4B-NB	-4.73	1.31	1.35
22	s	313	CLA	C4B-NB	-4.73	1.31	1.35
22	B	614	CLA	OBD-CAD	4.73	1.30	1.22
22	N	602	CLA	C4B-NB	-4.73	1.31	1.35
22	Y	602	CLA	C4B-NB	-4.73	1.31	1.35
22	n	602	CLA	C4B-NB	-4.73	1.31	1.35
22	y	602	CLA	C4B-NB	-4.73	1.31	1.35
22	C	512	CLA	C1D-ND	-4.73	1.32	1.37
22	S	303	CLA	CHC-C1C	4.73	1.47	1.35
22	s	303	CLA	CHC-C1C	4.73	1.47	1.35
22	1	611	CLA	C1D-ND	-4.73	1.32	1.37
22	5	611	CLA	C1D-ND	-4.73	1.32	1.37
22	B	602	CLA	C1D-ND	-4.73	1.32	1.37
22	b	602	CLA	OBD-CAD	4.73	1.30	1.22
22	Y	611	CLA	C4B-NB	-4.73	1.31	1.35
22	y	611	CLA	C4B-NB	-4.73	1.31	1.35
22	C	508	CLA	OBD-CAD	4.72	1.30	1.22
22	A	402	CLA	OBD-CAD	4.72	1.30	1.22
22	Y	602	CLA	OBD-CAD	4.72	1.30	1.22
22	y	602	CLA	OBD-CAD	4.72	1.30	1.22
22	G	604	CLA	C4B-NB	-4.72	1.31	1.35
22	g	604	CLA	C4B-NB	-4.72	1.31	1.35
22	N	610	CLA	CHC-C1C	4.72	1.47	1.35

*Continued on next page...*

*Continued from previous page...*

Mol	Chain	Res	Type	Atoms	Z	Observed(Å)	Ideal(Å)
22	n	610	CLA	CHC-C1C	4.72	1.47	1.35
22	2	613	CLA	C1D-ND	-4.72	1.32	1.37
22	6	613	CLA	C1D-ND	-4.72	1.32	1.37
22	c	509	CLA	OBD-CAD	4.71	1.30	1.22
22	b	605	CLA	OBD-CAD	4.71	1.30	1.22
23	a	404	PHO	CBD-CGD	-4.71	1.46	1.52
22	Y	610	CLA	C4B-NB	-4.71	1.31	1.35
22	y	610	CLA	C4B-NB	-4.71	1.31	1.35
22	Y	612	CLA	C4B-NB	-4.71	1.31	1.35
22	y	612	CLA	C4B-NB	-4.71	1.31	1.35
22	2	604	CLA	C1D-ND	-4.71	1.32	1.37
22	6	604	CLA	C1D-ND	-4.71	1.32	1.37
22	B	602	CLA	OBD-CAD	4.70	1.30	1.22
22	d	401	CLA	C4B-NB	-4.70	1.31	1.35
25	S	306	CHL	MG-ND	-4.70	1.96	2.05
25	s	306	CHL	MG-ND	-4.70	1.96	2.05
22	3	314	CLA	C1D-ND	-4.70	1.32	1.37
22	7	314	CLA	C1D-ND	-4.70	1.32	1.37
25	3	302	CHL	MG-ND	-4.70	1.96	2.05
25	7	302	CHL	MG-ND	-4.70	1.96	2.05
22	b	607	CLA	OBD-CAD	4.70	1.30	1.22
22	B	616	CLA	C3B-C2B	4.70	1.46	1.40
22	2	612	CLA	CHC-C1C	4.70	1.47	1.35
22	6	612	CLA	CHC-C1C	4.70	1.47	1.35
22	C	503	CLA	CHC-C1C	4.69	1.47	1.35
22	Y	611	CLA	OBD-CAD	4.69	1.30	1.22
22	y	611	CLA	OBD-CAD	4.69	1.30	1.22
22	b	605	CLA	C4B-NB	-4.69	1.31	1.35
22	3	303	CLA	OBD-CAD	4.69	1.30	1.22
22	7	303	CLA	OBD-CAD	4.69	1.30	1.22
22	S	312	CLA	OBD-CAD	4.69	1.30	1.22
22	s	312	CLA	OBD-CAD	4.69	1.30	1.22
22	4	303	CLA	OBD-CAD	4.69	1.30	1.22
22	8	303	CLA	OBD-CAD	4.69	1.30	1.22
22	B	612	CLA	OBD-CAD	4.69	1.30	1.22
22	R	308	CLA	CHC-C1C	4.68	1.47	1.35
22	r	308	CLA	CHC-C1C	4.68	1.47	1.35
22	B	616	CLA	CHC-C1C	4.68	1.47	1.35
22	3	305	CLA	C1D-ND	-4.68	1.32	1.37
22	7	305	CLA	C1D-ND	-4.68	1.32	1.37
22	4	310	CLA	C1D-ND	-4.68	1.32	1.37
22	8	310	CLA	C1D-ND	-4.68	1.32	1.37

*Continued on next page...*

*Continued from previous page...*

Mol	Chain	Res	Type	Atoms	Z	Observed(Å)	Ideal(Å)
22	b	607	CLA	C4B-NB	-4.68	1.31	1.35
25	1	608	CHL	MG-ND	-4.68	1.96	2.05
25	5	608	CHL	MG-ND	-4.68	1.96	2.05
22	c	508	CLA	OBD-CAD	4.67	1.30	1.22
22	R	303	CLA	C4B-NB	-4.67	1.31	1.35
22	r	303	CLA	C4B-NB	-4.67	1.31	1.35
22	S	311	CLA	CHC-C1C	4.67	1.46	1.35
22	s	311	CLA	CHC-C1C	4.67	1.46	1.35
22	A	403	CLA	OBD-CAD	4.67	1.30	1.22
22	4	303	CLA	C1D-ND	-4.66	1.32	1.37
22	8	303	CLA	C1D-ND	-4.66	1.32	1.37
22	S	309	CLA	C1D-ND	-4.66	1.32	1.37
22	s	309	CLA	C1D-ND	-4.66	1.32	1.37
22	R	307	CLA	CHC-C1C	4.66	1.46	1.35
22	r	307	CLA	CHC-C1C	4.66	1.46	1.35
22	R	309	CLA	CHC-C1C	4.66	1.46	1.35
22	r	309	CLA	CHC-C1C	4.66	1.46	1.35
22	S	310	CLA	C4B-NB	-4.66	1.31	1.35
22	s	310	CLA	C4B-NB	-4.66	1.31	1.35
22	d	404	CLA	CHC-C1C	4.65	1.46	1.35
22	B	603	CLA	OBD-CAD	4.65	1.30	1.22
22	N	612	CLA	OBD-CAD	4.65	1.30	1.22
22	n	612	CLA	OBD-CAD	4.65	1.30	1.22
25	1	609	CHL	MG-ND	-4.65	1.96	2.05
25	5	609	CHL	MG-ND	-4.65	1.96	2.05
22	b	615	CLA	C4B-NB	-4.65	1.31	1.35
22	b	612	CLA	C4B-NB	-4.65	1.31	1.35
22	2	610	CLA	C1D-ND	-4.65	1.32	1.37
22	6	610	CLA	C1D-ND	-4.65	1.32	1.37
25	3	307	CHL	MG-ND	-4.65	1.96	2.05
25	7	307	CHL	MG-ND	-4.65	1.96	2.05
22	B	611	CLA	CHC-C1C	4.64	1.46	1.35
22	R	310	CLA	OBD-CAD	4.64	1.30	1.22
22	r	310	CLA	OBD-CAD	4.64	1.30	1.22
25	2	607	CHL	MG-ND	-4.64	1.96	2.05
25	6	607	CHL	MG-ND	-4.64	1.96	2.05
22	A	403	CLA	C4B-NB	-4.64	1.31	1.35
22	a	402	CLA	OBD-CAD	4.64	1.30	1.22
22	A	405	CLA	OBD-CAD	4.64	1.30	1.22
22	c	508	CLA	C4B-NB	-4.64	1.31	1.35
22	1	604	CLA	CHC-C1C	4.64	1.46	1.35
22	5	604	CLA	CHC-C1C	4.64	1.46	1.35

*Continued on next page...*



*Continued from previous page...*

Mol	Chain	Res	Type	Atoms	Z	Observed(Å)	Ideal(Å)
22	b	608	CLA	CHC-C1C	4.64	1.46	1.35
22	S	305	CLA	C4B-NB	-4.64	1.31	1.35
22	s	305	CLA	C4B-NB	-4.64	1.31	1.35
22	B	602	CLA	CHC-C1C	4.63	1.46	1.35
22	1	614	CLA	CHC-C1C	4.63	1.46	1.35
22	5	614	CLA	CHC-C1C	4.63	1.46	1.35
22	1	603	CLA	C1D-ND	-4.63	1.32	1.37
22	5	603	CLA	C1D-ND	-4.63	1.32	1.37
22	3	311	CLA	C1D-ND	-4.63	1.32	1.37
22	7	311	CLA	C1D-ND	-4.63	1.32	1.37
22	S	313	CLA	CHC-C1C	4.63	1.46	1.35
22	s	313	CLA	CHC-C1C	4.63	1.46	1.35
22	G	613	CLA	C4B-NB	-4.63	1.31	1.35
22	g	613	CLA	C4B-NB	-4.63	1.31	1.35
22	B	612	CLA	CHC-C1C	4.62	1.46	1.35
22	a	402	CLA	CHC-C1C	4.62	1.46	1.35
22	G	610	CLA	OBD-CAD	4.62	1.30	1.22
22	N	610	CLA	OBD-CAD	4.62	1.30	1.22
22	g	610	CLA	OBD-CAD	4.62	1.30	1.22
22	n	610	CLA	OBD-CAD	4.62	1.30	1.22
22	S	301	CLA	CHC-C1C	4.62	1.46	1.35
22	D	401	CLA	OBD-CAD	4.62	1.30	1.22
22	G	603	CLA	OBD-CAD	4.62	1.30	1.22
22	g	603	CLA	OBD-CAD	4.62	1.30	1.22
25	2	608	CHL	MG-ND	-4.62	1.96	2.05
25	6	608	CHL	MG-ND	-4.62	1.96	2.05
22	C	504	CLA	C4B-NB	-4.61	1.31	1.35
22	3	303	CLA	C1D-ND	-4.61	1.32	1.37
22	7	303	CLA	C1D-ND	-4.61	1.32	1.37
22	2	603	CLA	C1D-ND	-4.61	1.32	1.37
22	6	603	CLA	C1D-ND	-4.61	1.32	1.37
22	S	310	CLA	CHC-C1C	4.61	1.46	1.35
22	s	310	CLA	CHC-C1C	4.61	1.46	1.35
25	4	308	CHL	MG-ND	-4.60	1.96	2.05
25	8	308	CHL	MG-ND	-4.60	1.96	2.05
22	2	602	CLA	OBD-CAD	4.60	1.30	1.22
22	6	602	CLA	OBD-CAD	4.60	1.30	1.22
22	N	602	CLA	OBD-CAD	4.60	1.30	1.22
22	n	602	CLA	OBD-CAD	4.60	1.30	1.22
22	R	301	CLA	OBD-CAD	4.59	1.30	1.22
22	r	301	CLA	OBD-CAD	4.59	1.30	1.22
22	S	305	CLA	CHC-C1C	4.58	1.46	1.35

*Continued on next page...*



*Continued from previous page...*

Mol	Chain	Res	Type	Atoms	Z	Observed(Å)	Ideal(Å)
22	s	305	CLA	CHC-C1C	4.58	1.46	1.35
25	G	606	CHL	MG-NA	4.58	2.17	2.06
25	g	606	CHL	MG-NA	4.58	2.17	2.06
22	B	605	CLA	OBD-CAD	4.58	1.30	1.22
22	4	309	CLA	C1D-ND	-4.58	1.32	1.37
22	8	309	CLA	C1D-ND	-4.58	1.32	1.37
22	G	612	CLA	CHC-C1C	4.58	1.46	1.35
22	g	612	CLA	CHC-C1C	4.58	1.46	1.35
22	B	603	CLA	CHC-C1C	4.57	1.46	1.35
22	D	404	CLA	CHC-C1C	4.57	1.46	1.35
22	c	511	CLA	CHC-C1C	4.57	1.46	1.35
22	c	502	CLA	C4B-NB	-4.56	1.31	1.35
22	c	510	CLA	CHC-C1C	4.56	1.46	1.35
22	Y	613	CLA	C4B-NB	-4.56	1.31	1.35
22	y	613	CLA	C4B-NB	-4.56	1.31	1.35
22	B	609	CLA	CHC-C1C	4.56	1.46	1.35
22	R	308	CLA	OBD-CAD	4.56	1.30	1.22
22	r	308	CLA	OBD-CAD	4.56	1.30	1.22
22	b	604	CLA	OBD-CAD	4.56	1.30	1.22
22	b	602	CLA	CHC-C1C	4.56	1.46	1.35
22	4	302	CLA	OBD-CAD	4.56	1.30	1.22
22	8	302	CLA	OBD-CAD	4.56	1.30	1.22
25	3	309	CHL	MG-ND	-4.56	1.96	2.05
25	7	309	CHL	MG-ND	-4.56	1.96	2.05
22	B	612	CLA	C4B-NB	-4.56	1.31	1.35
22	A	402	CLA	CHC-C1C	4.55	1.46	1.35
22	G	603	CLA	CHC-C1C	4.55	1.46	1.35
22	g	603	CLA	CHC-C1C	4.55	1.46	1.35
22	1	602	CLA	C1D-ND	-4.55	1.32	1.37
22	5	602	CLA	C1D-ND	-4.55	1.32	1.37
22	c	504	CLA	C4B-NB	-4.55	1.31	1.35
22	B	606	CLA	CHC-C1C	4.55	1.46	1.35
22	Y	610	CLA	OBD-CAD	4.55	1.30	1.22
22	y	610	CLA	OBD-CAD	4.55	1.30	1.22
22	b	608	CLA	OBD-CAD	4.55	1.30	1.22
22	c	503	CLA	CHC-C1C	4.54	1.46	1.35
22	Y	612	CLA	OBD-CAD	4.54	1.30	1.22
22	y	612	CLA	OBD-CAD	4.54	1.30	1.22
22	d	401	CLA	CHC-C1C	4.54	1.46	1.35
22	Y	610	CLA	CHC-C1C	4.54	1.46	1.35
22	y	610	CLA	CHC-C1C	4.54	1.46	1.35
22	G	611	CLA	CHC-C1C	4.54	1.46	1.35

*Continued on next page...*

*Continued from previous page...*

Mol	Chain	Res	Type	Atoms	Z	Observed(Å)	Ideal(Å)
22	g	611	CLA	CHC-C1C	4.54	1.46	1.35
22	Y	603	CLA	CHC-C1C	4.54	1.46	1.35
22	y	603	CLA	CHC-C1C	4.54	1.46	1.35
25	4	305	CHL	MG-ND	-4.54	1.96	2.05
25	8	305	CHL	MG-ND	-4.54	1.96	2.05
22	N	603	CLA	CHC-C1C	4.54	1.46	1.35
22	n	603	CLA	CHC-C1C	4.54	1.46	1.35
22	N	611	CLA	CHC-C1C	4.53	1.46	1.35
22	n	611	CLA	CHC-C1C	4.53	1.46	1.35
22	G	602	CLA	OBD-CAD	4.53	1.30	1.22
22	g	602	CLA	OBD-CAD	4.53	1.30	1.22
22	G	612	CLA	C4B-NB	-4.53	1.31	1.35
22	g	612	CLA	C4B-NB	-4.53	1.31	1.35
25	2	606	CHL	MG-NA	4.52	2.17	2.06
25	6	606	CHL	MG-NA	4.52	2.17	2.06
22	R	303	CLA	CHC-C1C	4.52	1.46	1.35
22	r	303	CLA	CHC-C1C	4.52	1.46	1.35
22	4	310	CLA	C3C-C2C	4.52	1.46	1.36
22	8	310	CLA	C3C-C2C	4.52	1.46	1.36
22	c	507	CLA	OBD-CAD	4.52	1.30	1.22
22	b	603	CLA	CHC-C1C	4.52	1.46	1.35
22	G	613	CLA	OBD-CAD	4.52	1.30	1.22
22	g	613	CLA	OBD-CAD	4.52	1.30	1.22
22	Y	602	CLA	CHC-C1C	4.52	1.46	1.35
22	y	602	CLA	CHC-C1C	4.52	1.46	1.35
22	B	610	CLA	CHC-C1C	4.52	1.46	1.35
22	c	512	CLA	CHC-C1C	4.51	1.46	1.35
25	3	301	CHL	MG-NA	4.51	2.17	2.06
25	7	301	CHL	MG-NA	4.51	2.17	2.06
25	3	307	CHL	MG-NA	4.51	2.17	2.06
25	7	307	CHL	MG-NA	4.51	2.17	2.06
22	N	604	CLA	CHC-C1C	4.51	1.46	1.35
22	n	604	CLA	CHC-C1C	4.51	1.46	1.35
22	b	602	CLA	C4B-NB	-4.51	1.31	1.35
25	3	308	CHL	MG-NA	4.51	2.17	2.06
25	7	308	CHL	MG-NA	4.51	2.17	2.06
22	C	503	CLA	OBD-CAD	4.51	1.30	1.22
22	N	613	CLA	C4B-NB	-4.51	1.31	1.35
22	n	613	CLA	C4B-NB	-4.51	1.31	1.35
22	R	302	CLA	C4B-NB	-4.50	1.31	1.35
22	r	302	CLA	C4B-NB	-4.50	1.31	1.35
22	1	610	CLA	C1D-ND	-4.50	1.32	1.37

*Continued on next page...*

*Continued from previous page...*

Mol	Chain	Res	Type	Atoms	Z	Observed(Å)	Ideal(Å)
22	5	610	CLA	C1D-ND	-4.50	1.32	1.37
22	b	610	CLA	CHC-C1C	4.50	1.46	1.35
22	S	313	CLA	OBD-CAD	4.50	1.30	1.22
22	s	313	CLA	OBD-CAD	4.50	1.30	1.22
22	2	611	CLA	C1D-ND	-4.50	1.32	1.37
22	6	611	CLA	C1D-ND	-4.50	1.32	1.37
22	N	612	CLA	C4B-NB	-4.50	1.31	1.35
22	n	612	CLA	C4B-NB	-4.50	1.31	1.35
25	1	608	CHL	MG-NA	4.50	2.17	2.06
25	5	608	CHL	MG-NA	4.50	2.17	2.06
22	G	602	CLA	CHC-C1C	4.49	1.46	1.35
22	g	602	CLA	CHC-C1C	4.49	1.46	1.35
22	b	613	CLA	C4B-NB	-4.49	1.31	1.35
22	G	613	CLA	CHC-C1C	4.49	1.46	1.35
22	g	613	CLA	CHC-C1C	4.49	1.46	1.35
22	b	613	CLA	OBD-CAD	4.49	1.30	1.22
22	N	603	CLA	C4B-NB	-4.49	1.31	1.35
22	n	603	CLA	C4B-NB	-4.49	1.31	1.35
22	c	504	CLA	CHC-C1C	4.49	1.46	1.35
22	B	611	CLA	OBD-CAD	4.49	1.30	1.22
22	2	609	CLA	C1D-ND	-4.49	1.32	1.37
22	6	609	CLA	C1D-ND	-4.49	1.32	1.37
25	2	608	CHL	MG-NA	4.49	2.16	2.06
25	6	608	CHL	MG-NA	4.49	2.16	2.06
22	A	405	CLA	CHC-C1C	4.49	1.46	1.35
22	c	502	CLA	CHC-C1C	4.49	1.46	1.35
22	4	302	CLA	CHC-C1C	4.48	1.46	1.35
22	8	302	CLA	CHC-C1C	4.48	1.46	1.35
22	D	401	CLA	CHC-C1C	4.48	1.46	1.35
22	N	613	CLA	OBD-CAD	4.48	1.30	1.22
22	n	613	CLA	OBD-CAD	4.48	1.30	1.22
22	Y	614	CLA	CHC-C1C	4.48	1.46	1.35
22	y	614	CLA	CHC-C1C	4.48	1.46	1.35
22	b	614	CLA	CHC-C1C	4.48	1.46	1.35
22	b	610	CLA	C4B-NB	-4.48	1.31	1.35
22	c	501	CLA	OBD-CAD	4.48	1.30	1.22
25	1	606	CHL	MG-NA	4.48	2.16	2.06
25	5	606	CHL	MG-NA	4.48	2.16	2.06
22	a	403	CLA	C4B-NB	-4.47	1.31	1.35
22	Y	611	CLA	CHC-C1C	4.47	1.46	1.35
22	y	611	CLA	CHC-C1C	4.47	1.46	1.35
25	2	607	CHL	MG-NA	4.47	2.16	2.06

*Continued on next page...*

*Continued from previous page...*

Mol	Chain	Res	Type	Atoms	Z	Observed(Å)	Ideal(Å)
25	6	607	CHL	MG-NA	4.47	2.16	2.06
22	b	611	CLA	OBD-CAD	4.47	1.30	1.22
22	N	613	CLA	CHC-C1C	4.47	1.46	1.35
22	n	613	CLA	CHC-C1C	4.47	1.46	1.35
22	3	310	CLA	C1D-ND	-4.47	1.32	1.37
22	7	310	CLA	C1D-ND	-4.47	1.32	1.37
25	R	304	CHL	MG-NA	4.47	2.16	2.06
25	r	304	CHL	MG-NA	4.47	2.16	2.06
22	B	615	CLA	C4B-NB	-4.47	1.31	1.35
22	c	503	CLA	OBD-CAD	4.46	1.30	1.22
22	Y	613	CLA	OBD-CAD	4.46	1.30	1.22
22	y	613	CLA	OBD-CAD	4.46	1.30	1.22
25	G	605	CHL	MG-ND	-4.46	1.96	2.05
25	g	605	CHL	MG-ND	-4.46	1.96	2.05
22	b	606	CLA	C3C-C2C	4.46	1.46	1.36
22	b	612	CLA	C3C-C2C	4.46	1.46	1.36
22	b	611	CLA	CHC-C1C	4.45	1.46	1.35
22	N	612	CLA	CHC-C1C	4.45	1.46	1.35
22	n	612	CLA	CHC-C1C	4.45	1.46	1.35
25	4	305	CHL	MG-NA	4.45	2.16	2.06
25	8	305	CHL	MG-NA	4.45	2.16	2.06
22	N	602	CLA	CHC-C1C	4.45	1.46	1.35
22	n	602	CLA	CHC-C1C	4.45	1.46	1.35
22	b	610	CLA	C3C-C2C	4.45	1.46	1.36
22	Y	613	CLA	CHC-C1C	4.45	1.46	1.35
22	y	613	CLA	CHC-C1C	4.45	1.46	1.35
22	R	307	CLA	C4B-NB	-4.45	1.31	1.35
22	r	307	CLA	C4B-NB	-4.45	1.31	1.35
22	c	511	CLA	OBD-CAD	4.45	1.30	1.22
22	b	607	CLA	CHC-C1C	4.45	1.46	1.35
22	C	511	CLA	CHC-C1C	4.44	1.46	1.35
22	B	610	CLA	C4B-NB	-4.44	1.31	1.35
22	S	310	CLA	OBD-CAD	4.44	1.30	1.22
22	s	310	CLA	OBD-CAD	4.44	1.30	1.22
25	4	306	CHL	MG-NA	4.43	2.16	2.06
25	8	306	CHL	MG-NA	4.43	2.16	2.06
22	1	602	CLA	OBD-CAD	4.43	1.30	1.22
22	5	602	CLA	OBD-CAD	4.43	1.30	1.22
22	S	309	CLA	CHC-C1C	4.43	1.46	1.35
22	s	309	CLA	CHC-C1C	4.43	1.46	1.35
25	1	615	CHL	MG-NA	4.43	2.16	2.06
25	5	615	CHL	MG-NA	4.43	2.16	2.06

*Continued on next page...*

*Continued from previous page...*

Mol	Chain	Res	Type	Atoms	Z	Observed(Å)	Ideal(Å)
25	4	301	CHL	MG-NA	4.43	2.16	2.06
25	8	301	CHL	MG-NA	4.43	2.16	2.06
22	G	604	CLA	CHC-C1C	4.42	1.46	1.35
22	g	604	CLA	CHC-C1C	4.42	1.46	1.35
22	c	505	CLA	CHC-C1C	4.42	1.46	1.35
22	b	609	CLA	CHC-C1C	4.42	1.46	1.35
22	1	612	CLA	C3C-C2C	4.42	1.46	1.36
22	5	612	CLA	C3C-C2C	4.42	1.46	1.36
22	S	314	CLA	CHC-C1C	4.41	1.46	1.35
22	s	314	CLA	CHC-C1C	4.41	1.46	1.35
25	3	306	CHL	MG-ND	-4.41	1.97	2.05
25	7	306	CHL	MG-ND	-4.41	1.97	2.05
25	3	306	CHL	MG-NA	4.41	2.16	2.06
25	7	306	CHL	MG-NA	4.41	2.16	2.06
22	a	405	CLA	CHC-C1C	4.40	1.46	1.35
22	G	611	CLA	C4B-NB	-4.40	1.31	1.35
22	g	611	CLA	C4B-NB	-4.40	1.31	1.35
22	c	506	CLA	C4B-NB	-4.40	1.31	1.35
22	S	309	CLA	C3C-C2C	4.40	1.46	1.36
22	s	309	CLA	C3C-C2C	4.40	1.46	1.36
25	G	605	CHL	MG-NA	4.39	2.16	2.06
25	g	605	CHL	MG-NA	4.39	2.16	2.06
22	R	302	CLA	C3C-C2C	4.39	1.46	1.36
22	r	302	CLA	C3C-C2C	4.39	1.46	1.36
22	b	613	CLA	CHC-C1C	4.39	1.46	1.35
22	Y	603	CLA	OBD-CAD	4.39	1.30	1.22
22	y	603	CLA	OBD-CAD	4.39	1.30	1.22
22	C	512	CLA	C3C-C2C	4.39	1.46	1.36
22	2	611	CLA	C3C-C2C	4.39	1.46	1.36
22	6	611	CLA	C3C-C2C	4.39	1.46	1.36
22	B	605	CLA	CHC-C1C	4.39	1.46	1.35
25	1	607	CHL	MG-NA	4.38	2.16	2.06
25	5	607	CHL	MG-NA	4.38	2.16	2.06
22	B	604	CLA	OBD-CAD	4.38	1.30	1.22
22	B	607	CLA	CHC-C1C	4.38	1.46	1.35
22	S	303	CLA	C4B-NB	-4.38	1.31	1.35
22	s	303	CLA	C4B-NB	-4.38	1.31	1.35
22	S	312	CLA	CHC-C1C	4.38	1.46	1.35
22	s	312	CLA	CHC-C1C	4.38	1.46	1.35
22	Y	612	CLA	CHC-C1C	4.38	1.46	1.35
22	y	612	CLA	CHC-C1C	4.38	1.46	1.35
22	c	507	CLA	C3C-C2C	4.37	1.46	1.36

*Continued on next page...*

*Continued from previous page...*

Mol	Chain	Res	Type	Atoms	Z	Observed(Å)	Ideal(Å)
22	R	311	CLA	C4B-NB	-4.37	1.31	1.35
22	r	311	CLA	C4B-NB	-4.37	1.31	1.35
22	c	508	CLA	CHC-C1C	4.37	1.46	1.35
25	3	309	CHL	MG-NA	4.37	2.16	2.06
25	7	309	CHL	MG-NA	4.37	2.16	2.06
25	2	605	CHL	MG-ND	-4.37	1.97	2.05
25	6	605	CHL	MG-ND	-4.37	1.97	2.05
22	3	314	CLA	C3C-C2C	4.37	1.46	1.36
22	7	314	CLA	C3C-C2C	4.37	1.46	1.36
22	C	512	CLA	C4B-NB	-4.37	1.31	1.35
22	B	616	CLA	OBD-CAD	4.36	1.30	1.22
25	2	605	CHL	MG-NA	4.36	2.16	2.06
25	6	605	CHL	MG-NA	4.36	2.16	2.06
22	D	403	CLA	CHC-C1C	4.36	1.46	1.35
22	S	303	CLA	OBD-CAD	4.35	1.30	1.22
22	s	303	CLA	OBD-CAD	4.35	1.30	1.22
22	C	501	CLA	C3C-C2C	4.35	1.46	1.36
22	N	614	CLA	C3C-C2C	4.35	1.46	1.36
22	n	614	CLA	C3C-C2C	4.35	1.46	1.36
25	4	307	CHL	MG-NA	4.35	2.16	2.06
25	8	307	CHL	MG-NA	4.35	2.16	2.06
22	B	613	CLA	OBD-CAD	4.35	1.30	1.22
22	B	615	CLA	CHC-C1C	4.35	1.46	1.35
22	c	506	CLA	CHC-C1C	4.35	1.46	1.35
22	2	613	CLA	C3C-C2C	4.35	1.46	1.36
22	6	613	CLA	C3C-C2C	4.35	1.46	1.36
22	N	611	CLA	C4B-NB	-4.34	1.31	1.35
22	n	611	CLA	C4B-NB	-4.34	1.31	1.35
22	C	511	CLA	C4B-NB	-4.34	1.31	1.35
22	N	603	CLA	OBD-CAD	4.34	1.30	1.22
22	n	603	CLA	OBD-CAD	4.34	1.30	1.22
22	b	616	CLA	C4B-NB	-4.34	1.31	1.35
22	R	308	CLA	C4B-NB	-4.34	1.31	1.35
22	r	308	CLA	C4B-NB	-4.34	1.31	1.35
25	G	607	CHL	MG-NA	4.33	2.16	2.06
25	g	607	CHL	MG-NA	4.33	2.16	2.06
22	4	303	CLA	C3C-C2C	4.33	1.45	1.36
22	8	303	CLA	C3C-C2C	4.33	1.45	1.36
25	Y	606	CHL	MG-NA	4.33	2.16	2.06
25	y	606	CHL	MG-NA	4.33	2.16	2.06
22	b	604	CLA	C3C-C2C	4.33	1.45	1.36
22	C	505	CLA	CHC-C1C	4.33	1.46	1.35

*Continued on next page...*

*Continued from previous page...*

Mol	Chain	Res	Type	Atoms	Z	Observed(Å)	Ideal(Å)
22	d	403	CLA	CHC-C1C	4.33	1.46	1.35
22	Y	604	CLA	CHC-C1C	4.32	1.46	1.35
22	y	604	CLA	CHC-C1C	4.32	1.46	1.35
22	c	511	CLA	C4B-NB	-4.32	1.31	1.35
22	a	402	CLA	C3C-C2C	4.32	1.45	1.36
22	S	312	CLA	C3C-C2C	4.32	1.45	1.36
22	s	312	CLA	C3C-C2C	4.32	1.45	1.36
22	C	501	CLA	OBD-CAD	4.32	1.29	1.22
22	3	312	CLA	C1D-ND	-4.32	1.32	1.37
22	7	312	CLA	C1D-ND	-4.32	1.32	1.37
22	3	305	CLA	C3C-C2C	4.31	1.45	1.36
22	7	305	CLA	C3C-C2C	4.31	1.45	1.36
22	C	509	CLA	C3C-C2C	4.30	1.45	1.36
22	4	304	CLA	C3C-C2C	4.30	1.45	1.36
22	8	304	CLA	C3C-C2C	4.30	1.45	1.36
22	2	604	CLA	C3C-C2C	4.30	1.45	1.36
22	6	604	CLA	C3C-C2C	4.30	1.45	1.36
22	b	615	CLA	C3C-C2C	4.30	1.45	1.36
25	1	609	CHL	MG-NA	4.30	2.16	2.06
25	5	609	CHL	MG-NA	4.30	2.16	2.06
25	1	601	CHL	MG-NA	4.30	2.16	2.06
25	5	601	CHL	MG-NA	4.30	2.16	2.06
22	C	510	CLA	CHC-C1C	4.29	1.46	1.35
22	2	610	CLA	C3C-C2C	4.29	1.45	1.36
22	6	610	CLA	C3C-C2C	4.29	1.45	1.36
22	d	404	CLA	C3C-C2C	4.29	1.45	1.36
22	d	404	CLA	C4B-NB	-4.29	1.31	1.35
22	Y	603	CLA	C4B-NB	-4.29	1.31	1.35
22	y	603	CLA	C4B-NB	-4.29	1.31	1.35
25	G	608	CHL	MG-NA	4.29	2.16	2.06
25	g	608	CHL	MG-NA	4.29	2.16	2.06
22	R	312	CLA	C3C-C2C	4.29	1.45	1.36
22	r	312	CLA	C3C-C2C	4.29	1.45	1.36
22	C	507	CLA	CHC-C1C	4.29	1.46	1.35
22	3	304	CLA	C3C-C2C	4.29	1.45	1.36
22	7	304	CLA	C3C-C2C	4.29	1.45	1.36
22	3	313	CLA	C3C-C2C	4.29	1.45	1.36
22	7	313	CLA	C3C-C2C	4.29	1.45	1.36
22	1	604	CLA	C3C-C2C	4.29	1.45	1.36
22	5	604	CLA	C3C-C2C	4.29	1.45	1.36
22	D	401	CLA	C3C-C2C	4.29	1.45	1.36
25	R	305	CHL	MG-NA	4.29	2.16	2.06

*Continued on next page...*

*Continued from previous page...*

Mol	Chain	Res	Type	Atoms	Z	Observed(Å)	Ideal(Å)
25	r	305	CHL	MG-NA	4.29	2.16	2.06
22	c	509	CLA	C3C-C2C	4.28	1.45	1.36
22	R	310	CLA	C3C-C2C	4.28	1.45	1.36
22	r	310	CLA	C3C-C2C	4.28	1.45	1.36
22	3	312	CLA	C3C-C2C	4.28	1.45	1.36
22	7	312	CLA	C3C-C2C	4.28	1.45	1.36
25	1	601	CHL	MG-ND	-4.28	1.97	2.05
25	5	601	CHL	MG-ND	-4.28	1.97	2.05
22	s	301	CLA	C4B-NB	-4.28	1.31	1.35
22	C	502	CLA	C3C-C2C	4.28	1.45	1.36
22	b	604	CLA	CHC-C1C	4.28	1.45	1.35
22	3	311	CLA	C3C-C2C	4.27	1.45	1.36
22	7	311	CLA	C3C-C2C	4.27	1.45	1.36
22	b	603	CLA	C4B-NB	-4.27	1.31	1.35
22	A	403	CLA	C3C-C2C	4.27	1.45	1.36
25	R	306	CHL	MG-NA	4.27	2.16	2.06
25	r	306	CHL	MG-NA	4.27	2.16	2.06
22	R	301	CLA	C4B-NB	-4.27	1.31	1.35
22	r	301	CLA	C4B-NB	-4.27	1.31	1.35
22	C	504	CLA	CHC-C1C	4.27	1.45	1.35
22	2	603	CLA	C3C-C2C	4.26	1.45	1.36
22	6	603	CLA	C3C-C2C	4.26	1.45	1.36
22	C	511	CLA	C3C-C2C	4.26	1.45	1.36
22	G	614	CLA	C4B-NB	-4.26	1.31	1.35
22	g	614	CLA	C4B-NB	-4.26	1.31	1.35
22	C	501	CLA	CHC-C1C	4.25	1.45	1.35
22	b	616	CLA	CHC-C1C	4.24	1.45	1.35
22	N	610	CLA	C4B-NB	-4.24	1.31	1.35
22	n	610	CLA	C4B-NB	-4.24	1.31	1.35
22	G	603	CLA	C4B-NB	-4.24	1.31	1.35
22	g	603	CLA	C4B-NB	-4.24	1.31	1.35
22	3	303	CLA	C3C-C2C	4.24	1.45	1.36
22	7	303	CLA	C3C-C2C	4.24	1.45	1.36
22	a	403	CLA	C3C-C2C	4.24	1.45	1.36
22	1	604	CLA	C4B-NB	-4.24	1.31	1.35
22	5	604	CLA	C4B-NB	-4.24	1.31	1.35
22	1	611	CLA	C3C-C2C	4.24	1.45	1.36
22	5	611	CLA	C3C-C2C	4.24	1.45	1.36
22	c	509	CLA	C4B-NB	-4.24	1.31	1.35
22	c	512	CLA	C4B-NB	-4.23	1.31	1.35
22	1	613	CLA	C3C-C2C	4.23	1.45	1.36
22	5	613	CLA	C3C-C2C	4.23	1.45	1.36

*Continued on next page...*



*Continued from previous page...*

Mol	Chain	Res	Type	Atoms	Z	Observed(Å)	Ideal(Å)
25	1	605	CHL	MG-NA	4.23	2.16	2.06
25	5	605	CHL	MG-NA	4.23	2.16	2.06
22	B	610	CLA	C3C-C2C	4.22	1.45	1.36
22	R	309	CLA	C4B-NB	-4.22	1.31	1.35
22	r	309	CLA	C4B-NB	-4.22	1.31	1.35
22	B	607	CLA	C3C-C2C	4.22	1.45	1.36
22	B	606	CLA	C4B-NB	-4.22	1.31	1.35
22	C	507	CLA	C4B-NB	-4.22	1.31	1.35
23	d	402	PHO	CBD-CGD	-4.22	1.46	1.52
22	B	613	CLA	C3C-C2C	4.22	1.45	1.36
22	3	303	CLA	C4B-NB	-4.21	1.31	1.35
22	7	303	CLA	C4B-NB	-4.21	1.31	1.35
22	s	301	CLA	C3C-C2C	4.21	1.45	1.36
22	a	403	CLA	OBD-CAD	4.21	1.29	1.22
22	G	614	CLA	C3C-C2C	4.21	1.45	1.36
22	g	614	CLA	C3C-C2C	4.21	1.45	1.36
22	1	603	CLA	C3C-C2C	4.21	1.45	1.36
22	5	603	CLA	C3C-C2C	4.21	1.45	1.36
22	Y	612	CLA	C3C-C2C	4.20	1.45	1.36
22	y	612	CLA	C3C-C2C	4.20	1.45	1.36
22	D	404	CLA	C4B-NB	-4.20	1.31	1.35
25	S	306	CHL	MG-NA	4.20	2.16	2.06
25	s	306	CHL	MG-NA	4.20	2.16	2.06
22	B	608	CLA	CHC-C1C	4.20	1.45	1.35
25	3	302	CHL	MG-NA	4.20	2.16	2.06
25	7	302	CHL	MG-NA	4.20	2.16	2.06
22	C	506	CLA	CHC-C1C	4.19	1.45	1.35
22	B	604	CLA	C3C-C2C	4.19	1.45	1.36
22	c	504	CLA	C3C-C2C	4.19	1.45	1.36
22	1	602	CLA	C3C-C2C	4.19	1.45	1.36
22	5	602	CLA	C3C-C2C	4.19	1.45	1.36
25	2	601	CHL	MG-NA	4.19	2.16	2.06
25	6	601	CHL	MG-NA	4.19	2.16	2.06
22	2	602	CLA	C3C-C2C	4.19	1.45	1.36
22	6	602	CLA	C3C-C2C	4.19	1.45	1.36
22	R	303	CLA	C3C-C2C	4.18	1.45	1.36
22	r	303	CLA	C3C-C2C	4.18	1.45	1.36
22	D	404	CLA	C3C-C2C	4.18	1.45	1.36
22	S	311	CLA	C3C-C2C	4.18	1.45	1.36
22	s	311	CLA	C3C-C2C	4.18	1.45	1.36
22	b	603	CLA	C3C-C2C	4.18	1.45	1.36
22	D	403	CLA	C3B-C2B	4.18	1.46	1.40

*Continued on next page...*

*Continued from previous page...*

Mol	Chain	Res	Type	Atoms	Z	Observed(Å)	Ideal(Å)
22	C	508	CLA	CHC-C1C	4.18	1.45	1.35
22	c	511	CLA	C3C-C2C	4.17	1.45	1.36
25	S	302	CHL	MG-NA	4.17	2.16	2.06
25	s	302	CHL	MG-NA	4.17	2.16	2.06
22	b	609	CLA	C4B-NB	-4.17	1.31	1.35
22	2	612	CLA	C3C-C2C	4.17	1.45	1.36
22	6	612	CLA	C3C-C2C	4.17	1.45	1.36
22	4	302	CLA	C4B-NB	-4.17	1.31	1.35
22	8	302	CLA	C4B-NB	-4.17	1.31	1.35
22	G	612	CLA	C3C-C2C	4.16	1.45	1.36
22	g	612	CLA	C3C-C2C	4.16	1.45	1.36
22	3	314	CLA	C4B-NB	-4.16	1.31	1.35
22	7	314	CLA	C4B-NB	-4.16	1.31	1.35
22	2	612	CLA	C4B-NB	-4.16	1.31	1.35
22	6	612	CLA	C4B-NB	-4.16	1.31	1.35
22	c	507	CLA	C4B-NB	-4.16	1.31	1.35
22	S	301	CLA	C4B-NB	-4.16	1.31	1.35
22	G	610	CLA	C4B-NB	-4.16	1.31	1.35
22	g	610	CLA	C4B-NB	-4.16	1.31	1.35
22	b	608	CLA	C3C-C2C	4.15	1.45	1.36
22	G	604	CLA	C3C-C2C	4.15	1.45	1.36
22	g	604	CLA	C3C-C2C	4.15	1.45	1.36
22	1	610	CLA	C3C-C2C	4.15	1.45	1.36
22	5	610	CLA	C3C-C2C	4.15	1.45	1.36
22	c	501	CLA	CHC-C1C	4.15	1.45	1.35
22	c	512	CLA	C3C-C2C	4.15	1.45	1.36
22	c	510	CLA	C3C-C2C	4.14	1.45	1.36
22	4	302	CLA	C3C-C2C	4.13	1.45	1.36
22	8	302	CLA	C3C-C2C	4.13	1.45	1.36
22	S	305	CLA	C3C-C2C	4.13	1.45	1.36
22	s	305	CLA	C3C-C2C	4.13	1.45	1.36
22	b	601	CLA	C3C-C2C	4.13	1.45	1.36
22	G	613	CLA	C3C-C2C	4.13	1.45	1.36
22	g	613	CLA	C3C-C2C	4.13	1.45	1.36
22	b	605	CLA	C3C-C2C	4.13	1.45	1.36
22	c	508	CLA	C3C-C2C	4.12	1.45	1.36
22	S	309	CLA	C4B-NB	-4.12	1.31	1.35
22	s	309	CLA	C4B-NB	-4.12	1.31	1.35
22	B	602	CLA	C4B-NB	-4.12	1.31	1.35
22	C	507	CLA	C3C-C2C	4.12	1.45	1.36
25	N	606	CHL	MG-NA	4.12	2.16	2.06
25	n	606	CHL	MG-NA	4.12	2.16	2.06

*Continued on next page...*

*Continued from previous page...*

Mol	Chain	Res	Type	Atoms	Z	Observed(Å)	Ideal(Å)
22	C	508	CLA	C3C-C2C	4.12	1.45	1.36
25	N	605	CHL	C3A-C2A	-4.11	1.50	1.54
25	n	605	CHL	C3A-C2A	-4.11	1.50	1.54
22	d	401	CLA	C3C-C2C	4.11	1.45	1.36
22	R	301	CLA	C3C-C2C	4.10	1.45	1.36
22	r	301	CLA	C3C-C2C	4.10	1.45	1.36
22	N	612	CLA	C3C-C2C	4.10	1.45	1.36
22	n	612	CLA	C3C-C2C	4.10	1.45	1.36
22	2	602	CLA	C4B-NB	-4.10	1.31	1.35
22	6	602	CLA	C4B-NB	-4.10	1.31	1.35
22	S	310	CLA	C3C-C2C	4.10	1.45	1.36
22	s	310	CLA	C3C-C2C	4.10	1.45	1.36
22	C	502	CLA	OBD-CAD	4.09	1.29	1.22
25	N	608	CHL	MG-NA	4.09	2.16	2.06
25	n	608	CHL	MG-NA	4.09	2.16	2.06
22	C	509	CLA	C4B-NB	-4.09	1.31	1.35
22	1	614	CLA	C3C-C2C	4.09	1.45	1.36
22	5	614	CLA	C3C-C2C	4.09	1.45	1.36
22	N	604	CLA	C3C-C2C	4.09	1.45	1.36
22	n	604	CLA	C3C-C2C	4.09	1.45	1.36
22	B	601	CLA	C3C-C2C	4.09	1.45	1.36
25	Y	607	CHL	MG-NA	4.09	2.16	2.06
25	y	607	CHL	MG-NA	4.09	2.16	2.06
22	N	614	CLA	C4B-NB	-4.09	1.31	1.35
22	n	614	CLA	C4B-NB	-4.09	1.31	1.35
22	G	603	CLA	C3C-C2C	4.08	1.45	1.36
22	g	603	CLA	C3C-C2C	4.08	1.45	1.36
22	B	601	CLA	C4B-NB	-4.08	1.31	1.35
22	S	301	CLA	C3C-C2C	4.07	1.45	1.36
22	b	614	CLA	C4B-NB	-4.07	1.31	1.35
25	S	307	CHL	MG-NA	4.07	2.15	2.06
25	s	307	CHL	MG-NA	4.07	2.15	2.06
22	R	309	CLA	C3C-C2C	4.07	1.45	1.36
22	Y	602	CLA	C3C-C2C	4.07	1.45	1.36
22	r	309	CLA	C3C-C2C	4.07	1.45	1.36
22	y	602	CLA	C3C-C2C	4.07	1.45	1.36
22	G	610	CLA	C3C-C2C	4.07	1.45	1.36
22	g	610	CLA	C3C-C2C	4.07	1.45	1.36
22	Y	603	CLA	C3C-C2C	4.07	1.45	1.36
22	y	603	CLA	C3C-C2C	4.07	1.45	1.36
22	b	613	CLA	C3C-C2C	4.07	1.45	1.36
25	Y	608	CHL	MG-NA	4.06	2.15	2.06

*Continued on next page...*

*Continued from previous page...*

Mol	Chain	Res	Type	Atoms	Z	Observed(Å)	Ideal(Å)
25	y	608	CHL	MG-NA	4.06	2.15	2.06
22	B	614	CLA	C4B-NB	-4.06	1.31	1.35
22	b	607	CLA	C3C-C2C	4.06	1.45	1.36
22	Y	613	CLA	C3C-C2C	4.06	1.45	1.36
22	y	613	CLA	C3C-C2C	4.06	1.45	1.36
22	R	308	CLA	C3C-C2C	4.05	1.45	1.36
22	r	308	CLA	C3C-C2C	4.05	1.45	1.36
22	d	403	CLA	C3B-C2B	4.05	1.46	1.40
22	b	601	CLA	C4B-NB	-4.05	1.31	1.35
22	R	307	CLA	C3C-C2C	4.05	1.45	1.36
22	r	307	CLA	C3C-C2C	4.05	1.45	1.36
22	b	616	CLA	C3C-C2C	4.04	1.45	1.36
22	B	614	CLA	C3C-C2C	4.04	1.45	1.36
25	4	308	CHL	MG-NA	4.04	2.15	2.06
25	8	308	CHL	MG-NA	4.04	2.15	2.06
22	R	311	CLA	C3C-C2C	4.04	1.45	1.36
22	r	311	CLA	C3C-C2C	4.04	1.45	1.36
22	N	613	CLA	C3C-C2C	4.03	1.45	1.36
22	n	613	CLA	C3C-C2C	4.03	1.45	1.36
22	1	612	CLA	C4B-NB	-4.03	1.31	1.35
22	5	612	CLA	C4B-NB	-4.03	1.31	1.35
22	3	310	CLA	C3B-C2B	4.03	1.46	1.40
22	7	310	CLA	C3B-C2B	4.03	1.46	1.40
22	S	304	CLA	C3C-C2C	4.02	1.45	1.36
22	s	304	CLA	C3C-C2C	4.02	1.45	1.36
22	c	507	CLA	CHC-C1C	4.02	1.45	1.35
22	B	609	CLA	C4B-NB	-4.02	1.31	1.35
22	B	612	CLA	C3C-C2C	4.02	1.45	1.36
22	N	603	CLA	C3C-C2C	4.02	1.45	1.36
22	n	603	CLA	C3C-C2C	4.02	1.45	1.36
22	S	303	CLA	C3C-C2C	4.02	1.45	1.36
22	N	610	CLA	C3C-C2C	4.02	1.45	1.36
22	s	303	CLA	C3C-C2C	4.02	1.45	1.36
22	n	610	CLA	C3C-C2C	4.02	1.45	1.36
22	Y	610	CLA	C3C-C2C	4.02	1.45	1.36
22	y	610	CLA	C3C-C2C	4.02	1.45	1.36
22	A	405	CLA	C3C-C2C	4.01	1.45	1.36
22	c	502	CLA	C3C-C2C	4.01	1.45	1.36
22	2	611	CLA	C4B-NB	-4.01	1.31	1.35
22	2	613	CLA	C4B-NB	-4.01	1.31	1.35
22	6	611	CLA	C4B-NB	-4.01	1.31	1.35
22	6	613	CLA	C4B-NB	-4.01	1.31	1.35

*Continued on next page...*

*Continued from previous page...*

Mol	Chain	Res	Type	Atoms	Z	Observed(Å)	Ideal(Å)
22	4	309	CLA	C3C-C2C	4.00	1.45	1.36
22	8	309	CLA	C3C-C2C	4.00	1.45	1.36
23	D	402	PHO	CBD-CGD	-4.00	1.47	1.52
22	B	602	CLA	C3C-C2C	4.00	1.45	1.36
22	b	602	CLA	C3C-C2C	4.00	1.45	1.36
22	B	611	CLA	C3B-C2B	4.00	1.45	1.40
22	N	611	CLA	C3C-C2C	3.99	1.45	1.36
22	n	611	CLA	C3C-C2C	3.99	1.45	1.36
22	G	611	CLA	C3C-C2C	3.99	1.45	1.36
22	g	611	CLA	C3C-C2C	3.99	1.45	1.36
22	3	310	CLA	C3C-C2C	3.99	1.45	1.36
22	7	310	CLA	C3C-C2C	3.99	1.45	1.36
22	1	613	CLA	C4B-NB	-3.99	1.31	1.35
22	5	613	CLA	C4B-NB	-3.99	1.31	1.35
22	c	501	CLA	C3C-C2C	3.99	1.45	1.36
22	G	602	CLA	C3C-C2C	3.99	1.45	1.36
22	g	602	CLA	C3C-C2C	3.99	1.45	1.36
22	S	314	CLA	C3C-C2C	3.98	1.45	1.36
22	s	314	CLA	C3C-C2C	3.98	1.45	1.36
22	3	313	CLA	C4B-NB	-3.97	1.31	1.35
22	7	313	CLA	C4B-NB	-3.97	1.31	1.35
22	b	609	CLA	C3C-C2C	3.97	1.45	1.36
22	R	312	CLA	C4B-NB	-3.97	1.31	1.35
22	r	312	CLA	C4B-NB	-3.97	1.31	1.35
22	4	304	CLA	C4B-NB	-3.97	1.31	1.35
22	8	304	CLA	C4B-NB	-3.97	1.31	1.35
22	C	510	CLA	C3C-C2C	3.97	1.45	1.36
22	N	602	CLA	C3C-C2C	3.97	1.45	1.36
22	n	602	CLA	C3C-C2C	3.97	1.45	1.36
22	B	609	CLA	C3C-C2C	3.96	1.45	1.36
22	c	502	CLA	OBD-CAD	3.95	1.29	1.22
22	B	608	CLA	C3C-C2C	3.95	1.45	1.36
22	2	609	CLA	C3C-C2C	3.95	1.45	1.36
22	6	609	CLA	C3C-C2C	3.95	1.45	1.36
22	Y	614	CLA	C3C-C2C	3.95	1.45	1.36
22	y	614	CLA	C3C-C2C	3.95	1.45	1.36
25	N	605	CHL	MG-NA	3.95	2.15	2.06
25	n	605	CHL	MG-NA	3.95	2.15	2.06
22	C	503	CLA	C3C-C2C	3.95	1.45	1.36
22	c	505	CLA	C3C-C2C	3.94	1.45	1.36
22	C	504	CLA	C3C-C2C	3.94	1.45	1.36
22	c	506	CLA	C3C-C2C	3.94	1.45	1.36

*Continued on next page...*

*Continued from previous page...*

Mol	Chain	Res	Type	Atoms	Z	Observed(Å)	Ideal(Å)
23	a	404	PHO	O2A-CGA	3.94	1.44	1.30
23	d	402	PHO	O2A-CGA	3.94	1.44	1.30
22	4	310	CLA	C4B-NB	-3.93	1.31	1.35
22	8	310	CLA	C4B-NB	-3.93	1.31	1.35
23	A	404	PHO	O2A-CGA	3.93	1.44	1.30
25	S	308	CHL	MG-NA	3.92	2.15	2.06
25	s	308	CHL	MG-NA	3.92	2.15	2.06
22	C	505	CLA	C3C-C2C	3.92	1.45	1.36
22	C	506	CLA	C3C-C2C	3.91	1.45	1.36
23	D	402	PHO	O2A-CGA	3.91	1.43	1.30
22	B	603	CLA	C1B-NB	-3.90	1.31	1.35
22	b	611	CLA	C3B-C2B	3.90	1.45	1.40
22	c	509	CLA	C3B-C2B	3.89	1.45	1.40
22	1	610	CLA	C4B-NB	-3.88	1.31	1.35
22	5	610	CLA	C4B-NB	-3.88	1.31	1.35
22	b	605	CLA	MG-NA	3.88	2.15	2.06
22	B	603	CLA	C3C-C2C	3.86	1.44	1.36
22	3	305	CLA	C4B-NB	-3.86	1.31	1.35
22	7	305	CLA	C4B-NB	-3.86	1.31	1.35
25	N	607	CHL	MG-NA	3.86	2.15	2.06
25	n	607	CHL	MG-NA	3.86	2.15	2.06
22	1	602	CLA	C4B-NB	-3.86	1.31	1.35
22	5	602	CLA	C4B-NB	-3.86	1.31	1.35
22	B	616	CLA	C3C-C2C	3.85	1.44	1.36
22	1	611	CLA	C4B-NB	-3.85	1.31	1.35
22	5	611	CLA	C4B-NB	-3.85	1.31	1.35
22	2	604	CLA	C4B-NB	-3.85	1.31	1.35
22	6	604	CLA	C4B-NB	-3.85	1.31	1.35
25	Y	601	CHL	MG-NA	3.83	2.15	2.06
25	y	601	CHL	MG-NA	3.83	2.15	2.06
22	A	403	CLA	C3B-C2B	3.83	1.45	1.40
22	3	312	CLA	C4B-NB	-3.82	1.31	1.35
22	7	312	CLA	C4B-NB	-3.82	1.31	1.35
22	3	311	CLA	C4B-NB	-3.82	1.31	1.35
22	7	311	CLA	C4B-NB	-3.82	1.31	1.35
25	N	601	CHL	MG-NA	3.81	2.15	2.06
25	n	601	CHL	MG-NA	3.81	2.15	2.06
22	b	612	CLA	C3B-C2B	3.81	1.45	1.40
22	b	616	CLA	MG-NA	3.81	2.15	2.06
22	a	405	CLA	C3C-C2C	3.81	1.44	1.36
22	Y	613	CLA	C4D-ND	-3.81	1.32	1.37
22	y	613	CLA	C4D-ND	-3.81	1.32	1.37

*Continued on next page...*

*Continued from previous page...*

Mol	Chain	Res	Type	Atoms	Z	Observed(Å)	Ideal(Å)
22	A	402	CLA	C3C-C2C	3.81	1.44	1.36
22	c	510	CLA	C3B-C2B	3.80	1.45	1.40
25	1	605	CHL	C3A-C2A	-3.79	1.51	1.54
25	5	605	CHL	C3A-C2A	-3.79	1.51	1.54
25	G	601	CHL	MG-NA	3.79	2.15	2.06
25	g	601	CHL	MG-NA	3.79	2.15	2.06
22	3	310	CLA	C4B-NB	-3.78	1.31	1.35
22	7	310	CLA	C4B-NB	-3.78	1.31	1.35
22	b	615	CLA	MG-NA	3.78	2.15	2.06
24	e	101	HEM	C3C-CAC	3.78	1.55	1.47
22	Y	604	CLA	C4D-ND	-3.77	1.32	1.37
22	y	604	CLA	C4D-ND	-3.77	1.32	1.37
22	S	313	CLA	C3C-C2C	3.77	1.44	1.36
22	s	313	CLA	C3C-C2C	3.77	1.44	1.36
22	Y	611	CLA	C3C-C2C	3.76	1.44	1.36
22	y	611	CLA	C3C-C2C	3.76	1.44	1.36
22	B	611	CLA	C3C-C2C	3.76	1.44	1.36
22	3	304	CLA	MG-NA	3.76	2.15	2.06
22	7	304	CLA	MG-NA	3.76	2.15	2.06
25	G	609	CHL	MG-NA	3.76	2.15	2.06
25	g	609	CHL	MG-NA	3.76	2.15	2.06
22	2	609	CLA	C3B-C2B	3.76	1.45	1.40
22	6	609	CLA	C3B-C2B	3.76	1.45	1.40
22	Y	604	CLA	C3C-C2C	3.76	1.44	1.36
22	y	604	CLA	C3C-C2C	3.76	1.44	1.36
22	S	311	CLA	C4D-ND	-3.75	1.32	1.37
22	s	311	CLA	C4D-ND	-3.75	1.32	1.37
22	2	613	CLA	C3B-C2B	3.75	1.45	1.40
22	6	613	CLA	C3B-C2B	3.75	1.45	1.40
25	Y	605	CHL	MG-NA	3.74	2.15	2.06
25	y	605	CHL	MG-NA	3.74	2.15	2.06
22	4	303	CLA	C4B-NB	-3.73	1.31	1.35
22	8	303	CLA	C4B-NB	-3.73	1.31	1.35
22	B	604	CLA	CHC-C1C	3.73	1.44	1.35
22	1	610	CLA	C3B-C2B	3.72	1.45	1.40
22	5	610	CLA	C3B-C2B	3.72	1.45	1.40
22	S	303	CLA	C4D-ND	-3.71	1.32	1.37
22	s	303	CLA	C4D-ND	-3.71	1.32	1.37
22	2	610	CLA	C4B-NB	-3.71	1.31	1.35
22	6	610	CLA	C4B-NB	-3.71	1.31	1.35
22	d	403	CLA	C3C-C2C	3.71	1.44	1.36
22	4	309	CLA	C4B-NB	-3.71	1.31	1.35

*Continued on next page...*



*Continued from previous page...*

Mol	Chain	Res	Type	Atoms	Z	Observed(Å)	Ideal(Å)
22	8	309	CLA	C4B-NB	-3.71	1.31	1.35
22	2	609	CLA	C4B-NB	-3.71	1.31	1.35
22	6	609	CLA	C4B-NB	-3.71	1.31	1.35
22	b	611	CLA	C3C-C2C	3.71	1.44	1.36
22	b	606	CLA	C3B-C2B	3.70	1.45	1.40
22	G	610	CLA	C3B-C2B	3.70	1.45	1.40
22	g	610	CLA	C3B-C2B	3.70	1.45	1.40
22	c	503	CLA	C3C-C2C	3.70	1.44	1.36
22	b	606	CLA	C4B-NB	-3.70	1.31	1.35
22	3	314	CLA	C3B-C2B	3.70	1.45	1.40
22	7	314	CLA	C3B-C2B	3.70	1.45	1.40
22	b	602	CLA	MG-NA	3.69	2.15	2.06
22	C	509	CLA	C3B-C2B	3.69	1.45	1.40
22	2	604	CLA	MG-NA	3.69	2.15	2.06
22	6	604	CLA	MG-NA	3.69	2.15	2.06
25	G	605	CHL	C3A-C2A	-3.68	1.51	1.54
25	g	605	CHL	C3A-C2A	-3.68	1.51	1.54
22	3	314	CLA	MG-NA	3.68	2.15	2.06
22	7	314	CLA	MG-NA	3.68	2.15	2.06
24	E	101	HEM	C3C-CAC	3.67	1.55	1.47
22	N	614	CLA	C3B-C2B	3.67	1.45	1.40
22	n	614	CLA	C3B-C2B	3.67	1.45	1.40
22	c	501	CLA	C3B-C2B	3.67	1.45	1.40
22	1	612	CLA	MG-NA	3.67	2.15	2.06
22	5	612	CLA	MG-NA	3.67	2.15	2.06
22	A	402	CLA	C3B-C2B	3.66	1.45	1.40
22	1	614	CLA	C4B-NB	-3.66	1.31	1.35
22	5	614	CLA	C4B-NB	-3.66	1.31	1.35
22	b	614	CLA	C3C-C2C	3.65	1.44	1.36
22	C	501	CLA	MG-NA	3.65	2.14	2.06
25	N	609	CHL	MG-NA	3.64	2.14	2.06
25	n	609	CHL	MG-NA	3.64	2.14	2.06
22	a	402	CLA	C3B-C2B	3.64	1.45	1.40
22	3	305	CLA	MG-NA	3.64	2.14	2.06
22	7	305	CLA	MG-NA	3.64	2.14	2.06
22	b	603	CLA	MG-NA	3.63	2.14	2.06
22	2	613	CLA	MG-NA	3.63	2.14	2.06
22	6	613	CLA	MG-NA	3.63	2.14	2.06
22	Y	614	CLA	C4D-ND	-3.63	1.32	1.37
22	y	614	CLA	C4D-ND	-3.63	1.32	1.37
22	B	611	CLA	C4D-ND	-3.62	1.32	1.37
22	b	611	CLA	C4D-ND	-3.62	1.32	1.37

*Continued on next page...*



*Continued from previous page...*

Mol	Chain	Res	Type	Atoms	Z	Observed(Å)	Ideal(Å)
22	Y	610	CLA	C3B-C2B	3.62	1.45	1.40
22	y	610	CLA	C3B-C2B	3.62	1.45	1.40
22	N	604	CLA	C4D-ND	-3.62	1.32	1.37
22	n	604	CLA	C4D-ND	-3.62	1.32	1.37
22	1	611	CLA	MG-NA	3.61	2.14	2.06
22	5	611	CLA	MG-NA	3.61	2.14	2.06
22	A	402	CLA	C4D-ND	-3.61	1.32	1.37
22	B	615	CLA	C3C-C2C	3.61	1.44	1.36
22	2	603	CLA	C4B-NB	-3.60	1.32	1.35
22	6	603	CLA	C4B-NB	-3.60	1.32	1.35
22	B	612	CLA	C3B-C2B	3.60	1.45	1.40
22	4	304	CLA	MG-NA	3.59	2.14	2.06
22	8	304	CLA	MG-NA	3.59	2.14	2.06
22	B	616	CLA	C1D-ND	-3.59	1.33	1.37
22	3	311	CLA	MG-NA	3.59	2.14	2.06
22	7	311	CLA	MG-NA	3.59	2.14	2.06
22	4	310	CLA	C3B-C2B	3.59	1.45	1.40
22	8	310	CLA	C3B-C2B	3.59	1.45	1.40
22	4	309	CLA	MG-NA	3.59	2.14	2.06
22	8	309	CLA	MG-NA	3.59	2.14	2.06
22	B	615	CLA	C4D-ND	-3.59	1.32	1.37
22	Y	611	CLA	C4D-ND	-3.59	1.32	1.37
22	y	611	CLA	C4D-ND	-3.59	1.32	1.37
22	B	606	CLA	C3C-C2C	3.59	1.44	1.36
22	C	512	CLA	MG-NA	3.59	2.14	2.06
22	2	611	CLA	MG-NA	3.59	2.14	2.06
22	6	611	CLA	MG-NA	3.59	2.14	2.06
22	C	503	CLA	MG-NA	3.58	2.14	2.06
22	2	610	CLA	C3B-C2B	3.58	1.45	1.40
22	6	610	CLA	C3B-C2B	3.58	1.45	1.40
22	S	314	CLA	C4D-ND	-3.58	1.32	1.37
22	s	314	CLA	C4D-ND	-3.58	1.32	1.37
22	1	614	CLA	MG-NA	3.58	2.14	2.06
22	5	614	CLA	MG-NA	3.58	2.14	2.06
22	B	605	CLA	C3C-C2C	3.57	1.44	1.36
22	S	313	CLA	C4D-ND	-3.57	1.32	1.37
22	s	313	CLA	C4D-ND	-3.57	1.32	1.37
22	C	501	CLA	C3B-C2B	3.57	1.45	1.40
22	N	610	CLA	C3B-C2B	3.57	1.45	1.40
22	n	610	CLA	C3B-C2B	3.57	1.45	1.40
22	a	405	CLA	C4D-ND	-3.56	1.32	1.37
22	A	405	CLA	C3B-C2B	3.56	1.45	1.40

*Continued on next page...*

*Continued from previous page...*

Mol	Chain	Res	Type	Atoms	Z	Observed(Å)	Ideal(Å)
22	B	602	CLA	MG-NA	3.56	2.14	2.06
25	2	607	CHL	C4B-NB	3.55	1.38	1.35
25	6	607	CHL	C4B-NB	3.55	1.38	1.35
22	4	303	CLA	MG-NA	3.55	2.14	2.06
22	8	303	CLA	MG-NA	3.55	2.14	2.06
22	2	610	CLA	MG-NA	3.55	2.14	2.06
22	6	610	CLA	MG-NA	3.55	2.14	2.06
22	S	303	CLA	C3B-C2B	3.54	1.45	1.40
22	s	303	CLA	C3B-C2B	3.54	1.45	1.40
22	b	610	CLA	MG-NA	3.54	2.14	2.06
22	3	311	CLA	C3B-C2B	3.54	1.45	1.40
22	7	311	CLA	C3B-C2B	3.54	1.45	1.40
22	c	509	CLA	C4D-ND	-3.53	1.32	1.37
25	Y	609	CHL	MG-NA	3.53	2.14	2.06
25	y	609	CHL	MG-NA	3.53	2.14	2.06
22	2	603	CLA	MG-NA	3.53	2.14	2.06
22	6	603	CLA	MG-NA	3.53	2.14	2.06
22	1	610	CLA	MG-NA	3.53	2.14	2.06
22	5	610	CLA	MG-NA	3.53	2.14	2.06
22	G	614	CLA	C3B-C2B	3.52	1.45	1.40
22	g	614	CLA	C3B-C2B	3.52	1.45	1.40
22	R	308	CLA	C3B-C2B	3.52	1.45	1.40
22	r	308	CLA	C3B-C2B	3.52	1.45	1.40
22	2	609	CLA	MG-NA	3.51	2.14	2.06
22	6	609	CLA	MG-NA	3.51	2.14	2.06
22	3	312	CLA	MG-NA	3.51	2.14	2.06
22	7	312	CLA	MG-NA	3.51	2.14	2.06
22	B	614	CLA	MG-NA	3.51	2.14	2.06
22	D	403	CLA	C4D-ND	-3.51	1.32	1.37
25	3	308	CHL	C4B-NB	3.51	1.38	1.35
25	7	308	CHL	C4B-NB	3.51	1.38	1.35
22	c	503	CLA	C4D-ND	-3.51	1.32	1.37
22	b	606	CLA	MG-NA	3.50	2.14	2.06
22	4	310	CLA	MG-NA	3.50	2.14	2.06
22	8	310	CLA	MG-NA	3.50	2.14	2.06
22	D	401	CLA	C4D-ND	-3.50	1.32	1.37
22	R	312	CLA	C3B-C2B	3.49	1.45	1.40
22	r	312	CLA	C3B-C2B	3.49	1.45	1.40
22	B	605	CLA	C4D-ND	-3.49	1.32	1.37
22	d	403	CLA	C4D-ND	-3.49	1.32	1.37
22	D	403	CLA	C3C-C2C	3.49	1.44	1.36
22	c	511	CLA	MG-NA	3.49	2.14	2.06

*Continued on next page...*

*Continued from previous page...*

Mol	Chain	Res	Type	Atoms	Z	Observed(Å)	Ideal(Å)
22	N	603	CLA	C4D-ND	-3.49	1.32	1.37
22	n	603	CLA	C4D-ND	-3.49	1.32	1.37
22	N	611	CLA	C3B-C2B	3.48	1.45	1.40
22	n	611	CLA	C3B-C2B	3.48	1.45	1.40
22	4	303	CLA	C3B-C2B	3.48	1.45	1.40
22	8	303	CLA	C3B-C2B	3.48	1.45	1.40
22	B	614	CLA	C3B-C2B	3.48	1.45	1.40
22	b	616	CLA	C4D-ND	-3.48	1.32	1.37
22	B	602	CLA	C3B-C2B	3.48	1.45	1.40
22	c	508	CLA	C4D-ND	-3.48	1.32	1.37
22	B	610	CLA	MG-NA	3.47	2.14	2.06
22	B	604	CLA	C4D-ND	-3.47	1.32	1.37
22	a	405	CLA	C3B-C2B	3.47	1.45	1.40
22	R	310	CLA	MG-NA	3.47	2.14	2.06
22	r	310	CLA	MG-NA	3.47	2.14	2.06
22	N	613	CLA	C4D-ND	-3.46	1.32	1.37
22	n	613	CLA	C4D-ND	-3.46	1.32	1.37
22	G	611	CLA	C3B-C2B	3.46	1.45	1.40
22	g	611	CLA	C3B-C2B	3.46	1.45	1.40
22	a	403	CLA	C4D-ND	-3.46	1.32	1.37
22	R	311	CLA	C4D-ND	-3.46	1.32	1.37
22	r	311	CLA	C4D-ND	-3.46	1.32	1.37
22	Y	612	CLA	C4D-ND	-3.45	1.32	1.37
22	y	612	CLA	C4D-ND	-3.45	1.32	1.37
22	1	603	CLA	C4B-NB	-3.45	1.32	1.35
22	5	603	CLA	C4B-NB	-3.45	1.32	1.35
22	C	505	CLA	MG-NA	3.45	2.14	2.06
22	3	313	CLA	C3B-C2B	3.45	1.45	1.40
22	7	313	CLA	C3B-C2B	3.45	1.45	1.40
22	A	403	CLA	C4D-ND	-3.44	1.33	1.37
22	C	507	CLA	C4D-ND	-3.44	1.33	1.37
22	c	504	CLA	C3B-C2B	3.44	1.45	1.40
22	C	508	CLA	C4D-ND	-3.43	1.33	1.37
22	C	510	CLA	C4D-ND	-3.43	1.33	1.37
25	3	306	CHL	C4B-NB	3.43	1.38	1.35
25	7	306	CHL	C4B-NB	3.43	1.38	1.35
25	2	605	CHL	C3A-C2A	-3.43	1.51	1.54
25	6	605	CHL	C3A-C2A	-3.43	1.51	1.54
22	3	304	CLA	C4B-NB	-3.43	1.32	1.35
22	7	304	CLA	C4B-NB	-3.43	1.32	1.35
22	1	611	CLA	C3B-C2B	3.43	1.45	1.40
22	5	611	CLA	C3B-C2B	3.43	1.45	1.40

*Continued on next page...*

*Continued from previous page...*

Mol	Chain	Res	Type	Atoms	Z	Observed(Å)	Ideal(Å)
22	N	603	CLA	O2A-CGA	3.43	1.42	1.30
22	n	603	CLA	O2A-CGA	3.43	1.42	1.30
22	R	310	CLA	C3B-C2B	3.42	1.45	1.40
22	r	310	CLA	C3B-C2B	3.42	1.45	1.40
22	B	603	CLA	C3B-C2B	3.42	1.45	1.40
22	B	616	CLA	O2A-CGA	3.42	1.42	1.30
22	c	506	CLA	MG-NA	3.42	2.14	2.06
22	B	612	CLA	C4D-ND	-3.42	1.33	1.37
22	R	310	CLA	C4B-NB	-3.41	1.32	1.35
22	r	310	CLA	C4B-NB	-3.41	1.32	1.35
22	b	614	CLA	MG-NA	3.41	2.14	2.06
22	A	405	CLA	C4D-ND	-3.41	1.33	1.37
22	G	613	CLA	C4D-ND	-3.41	1.33	1.37
22	g	613	CLA	C4D-ND	-3.41	1.33	1.37
22	Y	614	CLA	C3B-C2B	3.41	1.45	1.40
22	y	614	CLA	C3B-C2B	3.41	1.45	1.40
25	3	306	CHL	C3A-C2A	-3.41	1.51	1.54
25	7	306	CHL	C3A-C2A	-3.41	1.51	1.54
22	c	502	CLA	O2A-CGA	3.41	1.42	1.30
22	B	605	CLA	O2A-CGA	3.40	1.42	1.30
22	b	608	CLA	O2A-CGA	3.40	1.42	1.30
22	C	503	CLA	C4D-ND	-3.40	1.33	1.37
22	a	402	CLA	C4D-ND	-3.40	1.33	1.37
25	3	307	CHL	C4B-NB	3.40	1.38	1.35
25	7	307	CHL	C4B-NB	3.40	1.38	1.35
22	B	601	CLA	O2A-CGA	3.40	1.42	1.30
25	1	608	CHL	C4B-NB	3.40	1.38	1.35
25	5	608	CHL	C4B-NB	3.40	1.38	1.35
22	s	301	CLA	MG-NA	3.39	2.14	2.06
22	B	608	CLA	O2A-CGA	3.39	1.42	1.30
22	N	614	CLA	O2A-CGA	3.39	1.42	1.30
22	n	614	CLA	O2A-CGA	3.39	1.42	1.30
22	1	603	CLA	MG-NA	3.39	2.14	2.06
22	5	603	CLA	MG-NA	3.39	2.14	2.06
22	D	404	CLA	C4D-ND	-3.39	1.33	1.37
22	Y	603	CLA	C4D-ND	-3.39	1.33	1.37
22	y	603	CLA	C4D-ND	-3.39	1.33	1.37
22	b	605	CLA	O2A-CGA	3.39	1.42	1.30
22	c	512	CLA	C4D-ND	-3.39	1.33	1.37
22	N	612	CLA	O2A-CGA	3.39	1.42	1.30
22	n	612	CLA	O2A-CGA	3.39	1.42	1.30
22	3	310	CLA	MG-NA	3.39	2.14	2.06

*Continued on next page...*

*Continued from previous page...*

Mol	Chain	Res	Type	Atoms	Z	Observed(Å)	Ideal(Å)
22	7	310	CLA	MG-NA	3.39	2.14	2.06
22	C	510	CLA	C3B-C2B	3.38	1.45	1.40
22	N	614	CLA	MG-NA	3.38	2.14	2.06
22	n	614	CLA	MG-NA	3.38	2.14	2.06
22	N	611	CLA	O2A-CGA	3.38	1.42	1.30
22	n	611	CLA	O2A-CGA	3.38	1.42	1.30
22	B	607	CLA	C4D-ND	-3.38	1.33	1.37
22	S	312	CLA	C1B-NB	-3.38	1.32	1.35
22	s	312	CLA	C1B-NB	-3.38	1.32	1.35
22	B	606	CLA	MG-NA	3.38	2.14	2.06
22	A	405	CLA	O2A-CGA	3.38	1.42	1.30
22	s	301	CLA	O2A-CGA	3.37	1.42	1.30
22	S	301	CLA	O2A-CGA	3.37	1.42	1.30
22	c	506	CLA	O2A-CGA	3.37	1.42	1.30
22	b	601	CLA	O2A-CGA	3.37	1.42	1.30
22	a	403	CLA	C3B-C2B	3.37	1.45	1.40
22	G	612	CLA	O2A-CGA	3.37	1.42	1.30
22	g	612	CLA	O2A-CGA	3.37	1.42	1.30
22	c	508	CLA	MG-NA	3.37	2.14	2.06
22	C	504	CLA	O2A-CGA	3.37	1.42	1.30
22	1	604	CLA	O2A-CGA	3.36	1.42	1.30
22	5	604	CLA	O2A-CGA	3.36	1.42	1.30
22	A	402	CLA	O2A-CGA	3.36	1.42	1.30
22	3	312	CLA	O2A-CGA	3.36	1.42	1.30
22	7	312	CLA	O2A-CGA	3.36	1.42	1.30
22	A	403	CLA	O2A-CGA	3.36	1.42	1.30
22	c	512	CLA	O2A-CGA	3.36	1.42	1.30
22	C	512	CLA	O2A-CGA	3.36	1.42	1.30
22	a	403	CLA	O2A-CGA	3.36	1.42	1.30
22	B	603	CLA	O2A-CGA	3.36	1.42	1.30
22	B	602	CLA	O2A-CGA	3.36	1.42	1.30
22	1	614	CLA	O2A-CGA	3.36	1.42	1.30
22	5	614	CLA	O2A-CGA	3.36	1.42	1.30
22	C	506	CLA	O2A-CGA	3.36	1.42	1.30
22	R	310	CLA	O2A-CGA	3.36	1.42	1.30
22	r	310	CLA	O2A-CGA	3.36	1.42	1.30
22	B	608	CLA	C4D-ND	-3.36	1.33	1.37
22	R	302	CLA	C3B-C2B	3.35	1.45	1.40
22	r	302	CLA	C3B-C2B	3.35	1.45	1.40
22	B	614	CLA	O2A-CGA	3.35	1.42	1.30
22	S	305	CLA	O2A-CGA	3.35	1.42	1.30
22	s	305	CLA	O2A-CGA	3.35	1.42	1.30

*Continued on next page...*

*Continued from previous page...*

Mol	Chain	Res	Type	Atoms	Z	Observed(Å)	Ideal(Å)
25	3	301	CHL	C4B-NB	3.35	1.38	1.35
25	7	301	CHL	C4B-NB	3.35	1.38	1.35
22	2	612	CLA	C3B-C2B	3.35	1.45	1.40
22	6	612	CLA	C3B-C2B	3.35	1.45	1.40
22	G	611	CLA	O2A-CGA	3.35	1.42	1.30
22	g	611	CLA	O2A-CGA	3.35	1.42	1.30
22	Y	612	CLA	O2A-CGA	3.35	1.42	1.30
22	y	612	CLA	O2A-CGA	3.35	1.42	1.30
22	2	610	CLA	O2A-CGA	3.35	1.42	1.30
22	6	610	CLA	O2A-CGA	3.35	1.42	1.30
22	b	614	CLA	O2A-CGA	3.35	1.42	1.30
22	3	311	CLA	O2A-CGA	3.35	1.42	1.30
22	7	311	CLA	O2A-CGA	3.35	1.42	1.30
22	C	502	CLA	O2A-CGA	3.35	1.42	1.30
22	Y	614	CLA	O2A-CGA	3.35	1.42	1.30
22	y	614	CLA	O2A-CGA	3.35	1.42	1.30
22	2	611	CLA	O2A-CGA	3.35	1.42	1.30
22	6	611	CLA	O2A-CGA	3.35	1.42	1.30
22	d	401	CLA	O2A-CGA	3.35	1.42	1.30
22	b	605	CLA	C3B-C2B	3.35	1.45	1.40
22	d	403	CLA	O2A-CGA	3.35	1.42	1.30
22	2	613	CLA	O2A-CGA	3.35	1.42	1.30
22	6	613	CLA	O2A-CGA	3.35	1.42	1.30
22	d	404	CLA	O2A-CGA	3.34	1.42	1.30
22	c	504	CLA	O2A-CGA	3.34	1.42	1.30
22	B	607	CLA	O2A-CGA	3.34	1.42	1.30
22	b	603	CLA	O2A-CGA	3.34	1.42	1.30
22	a	402	CLA	O2A-CGA	3.34	1.42	1.30
22	B	609	CLA	O2A-CGA	3.34	1.42	1.30
22	B	615	CLA	O2A-CGA	3.34	1.42	1.30
22	B	609	CLA	MG-NA	3.34	2.14	2.06
22	1	614	CLA	C3B-C2B	3.34	1.45	1.40
22	5	614	CLA	C3B-C2B	3.34	1.45	1.40
22	D	403	CLA	O2A-CGA	3.34	1.42	1.30
22	D	401	CLA	O2A-CGA	3.34	1.42	1.30
22	R	311	CLA	O2A-CGA	3.34	1.42	1.30
22	r	311	CLA	O2A-CGA	3.34	1.42	1.30
22	S	314	CLA	O2A-CGA	3.34	1.42	1.30
22	s	314	CLA	O2A-CGA	3.34	1.42	1.30
25	4	308	CHL	C4B-NB	3.34	1.38	1.35
25	8	308	CHL	C4B-NB	3.34	1.38	1.35
22	3	312	CLA	C3B-C2B	3.34	1.45	1.40

*Continued on next page...*

*Continued from previous page...*

Mol	Chain	Res	Type	Atoms	Z	Observed(Å)	Ideal(Å)
22	7	312	CLA	C3B-C2B	3.34	1.45	1.40
22	3	304	CLA	O2A-CGA	3.34	1.42	1.30
22	7	304	CLA	O2A-CGA	3.34	1.42	1.30
22	R	308	CLA	O2A-CGA	3.33	1.42	1.30
22	r	308	CLA	O2A-CGA	3.33	1.42	1.30
22	S	309	CLA	O2A-CGA	3.33	1.42	1.30
22	s	309	CLA	O2A-CGA	3.33	1.42	1.30
22	S	312	CLA	O2A-CGA	3.33	1.42	1.30
22	s	312	CLA	O2A-CGA	3.33	1.42	1.30
22	C	507	CLA	MG-NA	3.33	2.14	2.06
22	1	612	CLA	O2A-CGA	3.33	1.41	1.30
22	5	612	CLA	O2A-CGA	3.33	1.41	1.30
22	b	616	CLA	O2A-CGA	3.33	1.41	1.30
22	S	311	CLA	O2A-CGA	3.33	1.41	1.30
22	s	311	CLA	O2A-CGA	3.33	1.41	1.30
22	R	309	CLA	O2A-CGA	3.33	1.41	1.30
22	r	309	CLA	O2A-CGA	3.33	1.41	1.30
22	3	314	CLA	O2A-CGA	3.33	1.41	1.30
22	7	314	CLA	O2A-CGA	3.33	1.41	1.30
22	b	609	CLA	C4D-ND	-3.33	1.33	1.37
22	c	502	CLA	C4D-ND	-3.33	1.33	1.37
22	S	310	CLA	C4D-ND	-3.33	1.33	1.37
22	s	310	CLA	C4D-ND	-3.33	1.33	1.37
22	G	612	CLA	MG-NA	3.33	2.14	2.06
22	g	612	CLA	MG-NA	3.33	2.14	2.06
22	1	603	CLA	O2A-CGA	3.33	1.41	1.30
22	5	603	CLA	O2A-CGA	3.33	1.41	1.30
22	R	301	CLA	C3B-C2B	3.33	1.45	1.40
22	r	301	CLA	C3B-C2B	3.33	1.45	1.40
22	C	503	CLA	O2A-CGA	3.33	1.41	1.30
22	C	510	CLA	O2A-CGA	3.33	1.41	1.30
25	1	605	CHL	C4B-NB	3.33	1.38	1.35
25	5	605	CHL	C4B-NB	3.33	1.38	1.35
22	G	614	CLA	O2A-CGA	3.32	1.41	1.30
22	g	614	CLA	O2A-CGA	3.32	1.41	1.30
22	4	302	CLA	O2A-CGA	3.32	1.41	1.30
22	8	302	CLA	O2A-CGA	3.32	1.41	1.30
22	a	405	CLA	O2A-CGA	3.32	1.41	1.30
22	4	304	CLA	C3B-C2B	3.32	1.45	1.40
22	8	304	CLA	C3B-C2B	3.32	1.45	1.40
22	b	602	CLA	O2A-CGA	3.32	1.41	1.30
22	D	404	CLA	O2A-CGA	3.32	1.41	1.30

*Continued on next page...*



*Continued from previous page...*

Mol	Chain	Res	Type	Atoms	Z	Observed(Å)	Ideal(Å)
22	3	313	CLA	O2A-CGA	3.32	1.41	1.30
22	7	313	CLA	O2A-CGA	3.32	1.41	1.30
22	C	505	CLA	O2A-CGA	3.32	1.41	1.30
22	c	511	CLA	O2A-CGA	3.32	1.41	1.30
22	G	603	CLA	O2A-CGA	3.32	1.41	1.30
22	g	603	CLA	O2A-CGA	3.32	1.41	1.30
22	2	609	CLA	O2A-CGA	3.32	1.41	1.30
22	6	609	CLA	O2A-CGA	3.32	1.41	1.30
22	C	511	CLA	O2A-CGA	3.32	1.41	1.30
22	4	303	CLA	O2A-CGA	3.32	1.41	1.30
22	8	303	CLA	O2A-CGA	3.32	1.41	1.30
22	Y	603	CLA	O2A-CGA	3.32	1.41	1.30
22	y	603	CLA	O2A-CGA	3.32	1.41	1.30
22	1	613	CLA	O2A-CGA	3.32	1.41	1.30
22	5	613	CLA	O2A-CGA	3.32	1.41	1.30
22	G	604	CLA	MG-NA	3.32	2.14	2.06
22	g	604	CLA	MG-NA	3.32	2.14	2.06
22	G	610	CLA	O2A-CGA	3.32	1.41	1.30
22	g	610	CLA	O2A-CGA	3.32	1.41	1.30
22	b	614	CLA	C4D-ND	-3.32	1.33	1.37
22	2	603	CLA	O2A-CGA	3.31	1.41	1.30
22	6	603	CLA	O2A-CGA	3.31	1.41	1.30
22	c	507	CLA	C4D-ND	-3.31	1.33	1.37
22	c	501	CLA	C4D-ND	-3.31	1.33	1.37
22	1	602	CLA	C3B-C2B	3.31	1.45	1.40
22	5	602	CLA	C3B-C2B	3.31	1.45	1.40
22	C	507	CLA	O2A-CGA	3.31	1.41	1.30
22	4	310	CLA	O2A-CGA	3.31	1.41	1.30
22	8	310	CLA	O2A-CGA	3.31	1.41	1.30
22	b	607	CLA	O2A-CGA	3.31	1.41	1.30
25	G	608	CHL	C3B-C2B	-3.31	1.35	1.40
25	g	608	CHL	C3B-C2B	-3.31	1.35	1.40
22	2	612	CLA	O2A-CGA	3.31	1.41	1.30
22	6	612	CLA	O2A-CGA	3.31	1.41	1.30
22	b	615	CLA	O2A-CGA	3.31	1.41	1.30
22	Y	611	CLA	O2A-CGA	3.31	1.41	1.30
22	y	611	CLA	O2A-CGA	3.31	1.41	1.30
22	c	510	CLA	O2A-CGA	3.31	1.41	1.30
22	S	313	CLA	O2A-CGA	3.31	1.41	1.30
22	s	313	CLA	O2A-CGA	3.31	1.41	1.30
22	R	302	CLA	O2A-CGA	3.31	1.41	1.30
22	r	302	CLA	O2A-CGA	3.31	1.41	1.30

*Continued on next page...*



*Continued from previous page...*

Mol	Chain	Res	Type	Atoms	Z	Observed(Å)	Ideal(Å)
22	3	310	CLA	O2A-CGA	3.31	1.41	1.30
22	7	310	CLA	O2A-CGA	3.31	1.41	1.30
22	C	505	CLA	C4D-ND	-3.31	1.33	1.37
22	G	604	CLA	O2A-CGA	3.31	1.41	1.30
22	g	604	CLA	O2A-CGA	3.31	1.41	1.30
22	4	309	CLA	O2A-CGA	3.31	1.41	1.30
22	8	309	CLA	O2A-CGA	3.31	1.41	1.30
22	G	612	CLA	C3B-C2B	3.31	1.45	1.40
22	g	612	CLA	C3B-C2B	3.31	1.45	1.40
22	1	602	CLA	O2A-CGA	3.30	1.41	1.30
22	5	602	CLA	O2A-CGA	3.30	1.41	1.30
22	4	304	CLA	O2A-CGA	3.30	1.41	1.30
22	8	304	CLA	O2A-CGA	3.30	1.41	1.30
22	d	401	CLA	C4D-ND	-3.30	1.33	1.37
25	3	302	CHL	C4B-NB	3.30	1.38	1.35
25	7	302	CHL	C4B-NB	3.30	1.38	1.35
22	S	310	CLA	O2A-CGA	3.30	1.41	1.30
22	s	310	CLA	O2A-CGA	3.30	1.41	1.30
22	B	613	CLA	C3B-C2B	3.30	1.44	1.40
22	S	309	CLA	C3B-C2B	3.30	1.44	1.40
22	s	309	CLA	C3B-C2B	3.30	1.44	1.40
22	4	309	CLA	C3B-C2B	3.30	1.44	1.40
22	8	309	CLA	C3B-C2B	3.30	1.44	1.40
22	1	602	CLA	MG-NA	3.30	2.14	2.06
22	5	602	CLA	MG-NA	3.30	2.14	2.06
22	R	307	CLA	O2A-CGA	3.30	1.41	1.30
22	r	307	CLA	O2A-CGA	3.30	1.41	1.30
22	B	601	CLA	MG-NA	3.30	2.14	2.06
22	R	301	CLA	O2A-CGA	3.30	1.41	1.30
22	r	301	CLA	O2A-CGA	3.30	1.41	1.30
22	Y	611	CLA	C3B-C2B	3.30	1.44	1.40
22	y	611	CLA	C3B-C2B	3.30	1.44	1.40
22	B	611	CLA	O2A-CGA	3.30	1.41	1.30
22	2	611	CLA	C3B-C2B	3.29	1.44	1.40
22	6	611	CLA	C3B-C2B	3.29	1.44	1.40
22	2	602	CLA	O2A-CGA	3.29	1.41	1.30
22	6	602	CLA	O2A-CGA	3.29	1.41	1.30
22	c	503	CLA	O2A-CGA	3.29	1.41	1.30
22	1	610	CLA	O2A-CGA	3.29	1.41	1.30
22	5	610	CLA	O2A-CGA	3.29	1.41	1.30
22	B	610	CLA	O2A-CGA	3.29	1.41	1.30
22	Y	602	CLA	C4D-ND	-3.29	1.33	1.37

*Continued on next page...*

*Continued from previous page...*

Mol	Chain	Res	Type	Atoms	Z	Observed(Å)	Ideal(Å)
22	y	602	CLA	C4D-ND	-3.29	1.33	1.37
22	S	303	CLA	O2A-CGA	3.29	1.41	1.30
22	s	303	CLA	O2A-CGA	3.29	1.41	1.30
22	C	512	CLA	C3B-C2B	3.29	1.44	1.40
22	c	508	CLA	O2A-CGA	3.29	1.41	1.30
22	b	610	CLA	O2A-CGA	3.29	1.41	1.30
22	c	506	CLA	C4D-ND	-3.29	1.33	1.37
22	3	304	CLA	C3B-C2B	3.29	1.44	1.40
22	7	304	CLA	C3B-C2B	3.29	1.44	1.40
22	1	603	CLA	C3B-C2B	3.29	1.44	1.40
22	5	603	CLA	C3B-C2B	3.29	1.44	1.40
22	a	402	CLA	MG-NA	3.29	2.14	2.06
22	C	509	CLA	MG-NA	3.29	2.14	2.06
22	b	611	CLA	O2A-CGA	3.28	1.41	1.30
22	3	305	CLA	O2A-CGA	3.28	1.41	1.30
22	7	305	CLA	O2A-CGA	3.28	1.41	1.30
22	c	505	CLA	O2A-CGA	3.28	1.41	1.30
22	B	613	CLA	O2A-CGA	3.28	1.41	1.30
22	2	604	CLA	O2A-CGA	3.28	1.41	1.30
22	6	604	CLA	O2A-CGA	3.28	1.41	1.30
22	3	303	CLA	MG-NA	3.28	2.14	2.06
22	7	303	CLA	MG-NA	3.28	2.14	2.06
22	S	301	CLA	MG-NA	3.28	2.14	2.06
25	2	606	CHL	C4B-NB	3.28	1.38	1.35
25	6	606	CHL	C4B-NB	3.28	1.38	1.35
22	3	303	CLA	O2A-CGA	3.28	1.41	1.30
22	7	303	CLA	O2A-CGA	3.28	1.41	1.30
22	S	304	CLA	MG-NA	3.28	2.14	2.06
22	s	304	CLA	MG-NA	3.28	2.14	2.06
22	C	508	CLA	O2A-CGA	3.27	1.41	1.30
22	b	606	CLA	O2A-CGA	3.27	1.41	1.30
22	N	613	CLA	O2A-CGA	3.27	1.41	1.30
22	n	613	CLA	O2A-CGA	3.27	1.41	1.30
22	2	612	CLA	MG-NA	3.27	2.14	2.06
22	6	612	CLA	MG-NA	3.27	2.14	2.06
22	b	609	CLA	O2A-CGA	3.27	1.41	1.30
22	Y	613	CLA	O2A-CGA	3.27	1.41	1.30
22	y	613	CLA	O2A-CGA	3.27	1.41	1.30
22	a	403	CLA	MG-NA	3.27	2.14	2.06
22	c	507	CLA	O2A-CGA	3.26	1.41	1.30
22	1	613	CLA	MG-NA	3.26	2.14	2.06
22	5	613	CLA	MG-NA	3.26	2.14	2.06

*Continued on next page...*

*Continued from previous page...*

Mol	Chain	Res	Type	Atoms	Z	Observed(Å)	Ideal(Å)
22	B	601	CLA	C3B-C2B	3.26	1.44	1.40
22	b	613	CLA	O2A-CGA	3.26	1.41	1.30
22	R	302	CLA	MG-NA	3.26	2.14	2.06
22	r	302	CLA	MG-NA	3.26	2.14	2.06
22	1	611	CLA	O2A-CGA	3.26	1.41	1.30
22	5	611	CLA	O2A-CGA	3.26	1.41	1.30
22	R	312	CLA	MG-NA	3.26	2.14	2.06
22	r	312	CLA	MG-NA	3.26	2.14	2.06
22	3	313	CLA	MG-NA	3.26	2.14	2.06
22	7	313	CLA	MG-NA	3.26	2.14	2.06
22	B	604	CLA	O2A-CGA	3.26	1.41	1.30
22	S	304	CLA	O2A-CGA	3.26	1.41	1.30
22	s	304	CLA	O2A-CGA	3.26	1.41	1.30
25	1	615	CHL	C4B-NB	3.26	1.38	1.35
25	5	615	CHL	C4B-NB	3.26	1.38	1.35
22	G	603	CLA	MG-NA	3.26	2.14	2.06
22	g	603	CLA	MG-NA	3.26	2.14	2.06
25	2	605	CHL	C4B-NB	3.26	1.38	1.35
25	4	305	CHL	C4B-NB	3.26	1.38	1.35
25	6	605	CHL	C4B-NB	3.26	1.38	1.35
25	8	305	CHL	C4B-NB	3.26	1.38	1.35
22	R	301	CLA	C4D-ND	-3.26	1.33	1.37
22	r	301	CLA	C4D-ND	-3.26	1.33	1.37
22	C	511	CLA	MG-NA	3.25	2.14	2.06
22	R	312	CLA	O2A-CGA	3.25	1.41	1.30
22	r	312	CLA	O2A-CGA	3.25	1.41	1.30
22	N	604	CLA	O2A-CGA	3.25	1.41	1.30
22	n	604	CLA	O2A-CGA	3.25	1.41	1.30
22	b	608	CLA	C4D-ND	-3.25	1.33	1.37
22	G	614	CLA	MG-NA	3.25	2.14	2.06
22	g	614	CLA	MG-NA	3.25	2.14	2.06
22	C	501	CLA	O2A-CGA	3.25	1.41	1.30
22	c	503	CLA	MG-NA	3.25	2.14	2.06
22	C	506	CLA	C4D-ND	-3.25	1.33	1.37
22	1	604	CLA	MG-NA	3.25	2.14	2.06
22	5	604	CLA	MG-NA	3.25	2.14	2.06
22	N	611	CLA	MG-NA	3.25	2.14	2.06
22	n	611	CLA	MG-NA	3.25	2.14	2.06
22	b	607	CLA	C4D-ND	-3.24	1.33	1.37
22	1	604	CLA	C3B-C2B	3.24	1.44	1.40
22	5	604	CLA	C3B-C2B	3.24	1.44	1.40
22	C	509	CLA	O2A-CGA	3.24	1.41	1.30

*Continued on next page...*

*Continued from previous page...*

Mol	Chain	Res	Type	Atoms	Z	Observed(Å)	Ideal(Å)
22	2	603	CLA	C3B-C2B	3.23	1.44	1.40
22	6	603	CLA	C3B-C2B	3.23	1.44	1.40
22	G	613	CLA	O2A-CGA	3.23	1.41	1.30
22	g	613	CLA	O2A-CGA	3.23	1.41	1.30
22	N	602	CLA	C4D-ND	-3.23	1.33	1.37
22	n	602	CLA	C4D-ND	-3.23	1.33	1.37
22	c	511	CLA	C4D-ND	-3.23	1.33	1.37
22	b	606	CLA	CHD-C4C	3.23	1.46	1.39
22	S	311	CLA	C3B-C2B	3.23	1.44	1.40
22	s	311	CLA	C3B-C2B	3.23	1.44	1.40
22	b	608	CLA	MG-NA	3.23	2.13	2.06
22	B	606	CLA	O2A-CGA	3.23	1.41	1.30
22	3	305	CLA	C3B-C2B	3.23	1.44	1.40
22	7	305	CLA	C3B-C2B	3.23	1.44	1.40
22	D	404	CLA	C3B-C2B	3.23	1.44	1.40
22	C	504	CLA	C4D-ND	-3.23	1.33	1.37
22	A	403	CLA	MG-NA	3.22	2.13	2.06
22	G	604	CLA	C4D-ND	-3.22	1.33	1.37
22	g	604	CLA	C4D-ND	-3.22	1.33	1.37
22	B	610	CLA	C3B-C2B	3.21	1.44	1.40
22	c	501	CLA	O2A-CGA	3.21	1.41	1.30
25	1	601	CHL	C4B-NB	3.21	1.38	1.35
25	5	601	CHL	C4B-NB	3.21	1.38	1.35
22	b	610	CLA	C3B-C2B	3.21	1.44	1.40
22	Y	604	CLA	O2A-CGA	3.21	1.41	1.30
22	y	604	CLA	O2A-CGA	3.21	1.41	1.30
22	B	608	CLA	C3B-C2B	3.21	1.44	1.40
22	b	601	CLA	MG-NA	3.21	2.13	2.06
22	N	611	CLA	C4D-ND	-3.21	1.33	1.37
22	n	611	CLA	C4D-ND	-3.21	1.33	1.37
22	R	303	CLA	O2A-CGA	3.21	1.41	1.30
22	r	303	CLA	O2A-CGA	3.21	1.41	1.30
22	S	301	CLA	C3B-C2B	3.21	1.44	1.40
22	G	610	CLA	MG-NA	3.20	2.13	2.06
22	g	610	CLA	MG-NA	3.20	2.13	2.06
22	2	602	CLA	MG-NA	3.20	2.13	2.06
22	6	602	CLA	MG-NA	3.20	2.13	2.06
22	B	607	CLA	MG-NA	3.20	2.13	2.06
22	C	501	CLA	C4D-ND	-3.20	1.33	1.37
22	c	511	CLA	C3B-C2B	3.20	1.44	1.40
22	G	614	CLA	C4D-ND	-3.19	1.33	1.37
22	g	614	CLA	C4D-ND	-3.19	1.33	1.37

*Continued on next page...*

*Continued from previous page...*

Mol	Chain	Res	Type	Atoms	Z	Observed(Å)	Ideal(Å)
22	c	508	CLA	C1B-NB	-3.19	1.32	1.35
22	N	612	CLA	MG-NA	3.19	2.13	2.06
22	n	612	CLA	MG-NA	3.19	2.13	2.06
22	Y	604	CLA	MG-NA	3.19	2.13	2.06
22	y	604	CLA	MG-NA	3.19	2.13	2.06
25	1	609	CHL	C1B-NB	3.19	1.38	1.35
25	5	609	CHL	C1B-NB	3.19	1.38	1.35
25	3	306	CHL	O2D-CGD	3.19	1.41	1.33
25	7	306	CHL	O2D-CGD	3.19	1.41	1.33
22	B	613	CLA	MG-NA	3.19	2.13	2.06
22	G	602	CLA	C3B-C2B	3.19	1.44	1.40
22	N	602	CLA	C3B-C2B	3.19	1.44	1.40
22	g	602	CLA	C3B-C2B	3.19	1.44	1.40
22	n	602	CLA	C3B-C2B	3.19	1.44	1.40
25	2	605	CHL	O2D-CGD	3.18	1.41	1.33
25	6	605	CHL	O2D-CGD	3.18	1.41	1.33
22	b	615	CLA	C3B-C2B	3.18	1.44	1.40
22	G	602	CLA	C4D-ND	-3.18	1.33	1.37
22	g	602	CLA	C4D-ND	-3.18	1.33	1.37
22	N	612	CLA	C3B-C2B	3.18	1.44	1.40
22	n	612	CLA	C3B-C2B	3.18	1.44	1.40
22	N	610	CLA	O2A-CGA	3.18	1.41	1.30
22	n	610	CLA	O2A-CGA	3.18	1.41	1.30
22	c	504	CLA	C4D-ND	-3.18	1.33	1.37
22	3	303	CLA	C3B-C2B	3.18	1.44	1.40
22	7	303	CLA	C3B-C2B	3.18	1.44	1.40
25	3	302	CHL	C1B-NB	3.17	1.38	1.35
25	7	302	CHL	C1B-NB	3.17	1.38	1.35
22	b	608	CLA	C3B-C2B	3.17	1.44	1.40
25	1	606	CHL	C4B-NB	3.17	1.38	1.35
25	3	307	CHL	C1B-NB	3.17	1.38	1.35
25	5	606	CHL	C4B-NB	3.17	1.38	1.35
25	7	307	CHL	C1B-NB	3.17	1.38	1.35
22	B	604	CLA	MG-NA	3.17	2.13	2.06
22	C	508	CLA	MG-NA	3.17	2.13	2.06
22	B	603	CLA	C4D-ND	-3.17	1.33	1.37
22	G	611	CLA	MG-NA	3.17	2.13	2.06
22	g	611	CLA	MG-NA	3.17	2.13	2.06
22	C	502	CLA	C3B-C2B	3.17	1.44	1.40
25	G	605	CHL	O2D-CGD	3.17	1.40	1.33
25	g	605	CHL	O2D-CGD	3.17	1.40	1.33
22	1	612	CLA	C3B-C2B	3.16	1.44	1.40

*Continued on next page...*

*Continued from previous page...*

Mol	Chain	Res	Type	Atoms	Z	Observed(Å)	Ideal(Å)
22	5	612	CLA	C3B-C2B	3.16	1.44	1.40
22	Y	610	CLA	O2A-CGA	3.16	1.41	1.30
22	y	610	CLA	O2A-CGA	3.16	1.41	1.30
22	d	404	CLA	C3B-C2B	3.16	1.44	1.40
22	d	401	CLA	MG-NA	3.16	2.13	2.06
22	A	405	CLA	MG-NA	3.16	2.13	2.06
22	G	603	CLA	C4D-ND	-3.16	1.33	1.37
22	g	603	CLA	C4D-ND	-3.16	1.33	1.37
25	4	306	CHL	C4B-NB	3.16	1.38	1.35
25	8	306	CHL	C4B-NB	3.16	1.38	1.35
22	S	305	CLA	C3B-C2B	3.16	1.44	1.40
22	s	305	CLA	C3B-C2B	3.16	1.44	1.40
22	B	609	CLA	C4D-ND	-3.16	1.33	1.37
22	b	613	CLA	C4D-ND	-3.16	1.33	1.37
22	b	613	CLA	C3B-C2B	3.16	1.44	1.40
22	R	309	CLA	MG-NA	3.16	2.13	2.06
22	r	309	CLA	MG-NA	3.16	2.13	2.06
25	G	606	CHL	C3B-C2B	-3.16	1.36	1.40
25	g	606	CHL	C3B-C2B	-3.16	1.36	1.40
22	c	509	CLA	O2A-CGA	3.15	1.41	1.30
25	3	309	CHL	C4B-NB	3.15	1.38	1.35
25	7	309	CHL	C4B-NB	3.15	1.38	1.35
22	N	613	CLA	C3B-C2B	3.15	1.44	1.40
22	n	613	CLA	C3B-C2B	3.15	1.44	1.40
22	c	505	CLA	C4D-ND	-3.15	1.33	1.37
25	4	306	CHL	O2D-CGD	3.14	1.40	1.33
25	8	306	CHL	O2D-CGD	3.14	1.40	1.33
22	C	502	CLA	C4D-ND	-3.14	1.33	1.37
22	b	609	CLA	MG-NA	3.14	2.13	2.06
25	4	307	CHL	C4B-NB	3.14	1.38	1.35
25	8	307	CHL	C4B-NB	3.14	1.38	1.35
22	G	611	CLA	C4D-ND	-3.14	1.33	1.37
22	g	611	CLA	C4D-ND	-3.14	1.33	1.37
22	B	615	CLA	C3B-C2B	3.14	1.44	1.40
22	N	610	CLA	MG-NA	3.14	2.13	2.06
22	n	610	CLA	MG-NA	3.14	2.13	2.06
24	e	101	HEM	CAB-C3B	3.14	1.56	1.47
22	d	404	CLA	MG-NA	3.14	2.13	2.06
22	b	601	CLA	C4D-ND	-3.13	1.33	1.37
22	R	309	CLA	C3B-C2B	3.13	1.44	1.40
22	r	309	CLA	C3B-C2B	3.13	1.44	1.40
22	S	301	CLA	C4D-ND	-3.13	1.33	1.37

*Continued on next page...*

*Continued from previous page...*

Mol	Chain	Res	Type	Atoms	Z	Observed(Å)	Ideal(Å)
25	4	307	CHL	O2D-CGD	3.13	1.40	1.33
25	8	307	CHL	O2D-CGD	3.13	1.40	1.33
22	Y	611	CLA	MG-NA	3.13	2.13	2.06
22	y	611	CLA	MG-NA	3.13	2.13	2.06
22	B	601	CLA	C4D-ND	-3.12	1.33	1.37
22	b	601	CLA	C3B-C2B	3.12	1.44	1.40
22	b	603	CLA	C4D-ND	-3.12	1.33	1.37
25	1	608	CHL	O2D-CGD	3.12	1.40	1.33
25	5	608	CHL	O2D-CGD	3.12	1.40	1.33
22	s	301	CLA	C3B-C2B	3.12	1.44	1.40
22	G	612	CLA	C4D-ND	-3.12	1.33	1.37
22	g	612	CLA	C4D-ND	-3.12	1.33	1.37
22	R	303	CLA	C4D-ND	-3.11	1.33	1.37
22	r	303	CLA	C4D-ND	-3.11	1.33	1.37
25	4	305	CHL	O2D-CGD	3.11	1.40	1.33
25	8	305	CHL	O2D-CGD	3.11	1.40	1.33
25	Y	608	CHL	C3B-C2B	-3.11	1.36	1.40
25	y	608	CHL	C3B-C2B	-3.11	1.36	1.40
22	b	612	CLA	O2A-CGA	3.10	1.41	1.30
22	b	602	CLA	C4D-ND	-3.10	1.33	1.37
25	1	609	CHL	C4B-NB	3.10	1.38	1.35
25	5	609	CHL	C4B-NB	3.10	1.38	1.35
22	D	404	CLA	MG-NA	3.10	2.13	2.06
22	Y	604	CLA	C3B-C2B	3.10	1.44	1.40
22	y	604	CLA	C3B-C2B	3.10	1.44	1.40
22	R	308	CLA	C4D-ND	-3.10	1.33	1.37
22	r	308	CLA	C4D-ND	-3.10	1.33	1.37
25	3	302	CHL	O2D-CGD	3.10	1.40	1.33
25	7	302	CHL	O2D-CGD	3.10	1.40	1.33
22	R	307	CLA	C3B-C2B	3.10	1.44	1.40
22	r	307	CLA	C3B-C2B	3.10	1.44	1.40
22	1	613	CLA	C3B-C2B	3.09	1.44	1.40
22	2	602	CLA	C3B-C2B	3.09	1.44	1.40
22	5	613	CLA	C3B-C2B	3.09	1.44	1.40
22	6	602	CLA	C3B-C2B	3.09	1.44	1.40
22	b	604	CLA	O2A-CGA	3.09	1.41	1.30
25	R	305	CHL	O2D-CGD	3.09	1.40	1.33
25	r	305	CHL	O2D-CGD	3.09	1.40	1.33
22	d	404	CLA	C4D-ND	-3.09	1.33	1.37
25	4	308	CHL	O2D-CGD	3.09	1.40	1.33
25	8	308	CHL	O2D-CGD	3.09	1.40	1.33
22	D	401	CLA	MG-NA	3.09	2.13	2.06

*Continued on next page...*



*Continued from previous page...*

Mol	Chain	Res	Type	Atoms	Z	Observed(Å)	Ideal(Å)
22	S	305	CLA	C4D-ND	-3.09	1.33	1.37
22	s	305	CLA	C4D-ND	-3.09	1.33	1.37
25	4	306	CHL	C1B-NB	3.09	1.38	1.35
25	8	306	CHL	C1B-NB	3.09	1.38	1.35
22	Y	602	CLA	O2A-CGA	3.08	1.41	1.30
22	y	602	CLA	O2A-CGA	3.08	1.41	1.30
25	S	306	CHL	C4B-NB	3.08	1.38	1.35
25	s	306	CHL	C4B-NB	3.08	1.38	1.35
25	3	301	CHL	O2D-CGD	3.08	1.40	1.33
25	7	301	CHL	O2D-CGD	3.08	1.40	1.33
22	b	616	CLA	C3B-C2B	3.08	1.44	1.40
22	G	602	CLA	O2A-CGA	3.08	1.41	1.30
22	g	602	CLA	O2A-CGA	3.08	1.41	1.30
25	2	601	CHL	O2D-CGD	3.08	1.40	1.33
25	6	601	CHL	O2D-CGD	3.08	1.40	1.33
22	3	310	CLA	C4B-CHC	3.08	1.49	1.41
22	7	310	CLA	C4B-CHC	3.08	1.49	1.41
22	c	510	CLA	MG-NA	3.08	2.13	2.06
22	C	511	CLA	C4D-ND	-3.08	1.33	1.37
22	C	510	CLA	MG-NA	3.08	2.13	2.06
25	G	606	CHL	C4B-NB	3.07	1.37	1.35
25	g	606	CHL	C4B-NB	3.07	1.37	1.35
22	B	612	CLA	O2A-CGA	3.07	1.41	1.30
25	3	309	CHL	O2D-CGD	3.07	1.40	1.33
25	7	309	CHL	O2D-CGD	3.07	1.40	1.33
25	1	606	CHL	C1B-NB	3.07	1.37	1.35
25	2	601	CHL	C4B-NB	3.07	1.37	1.35
25	5	606	CHL	C1B-NB	3.07	1.37	1.35
25	6	601	CHL	C4B-NB	3.07	1.37	1.35
25	1	601	CHL	O2D-CGD	3.07	1.40	1.33
25	5	601	CHL	O2D-CGD	3.07	1.40	1.33
22	C	509	CLA	C4D-ND	-3.06	1.33	1.37
22	S	304	CLA	C3B-C2B	3.06	1.44	1.40
22	s	304	CLA	C3B-C2B	3.06	1.44	1.40
22	2	609	CLA	C4B-CHC	3.06	1.49	1.41
22	6	609	CLA	C4B-CHC	3.06	1.49	1.41
25	1	607	CHL	C4B-NB	3.06	1.37	1.35
25	5	607	CHL	C4B-NB	3.06	1.37	1.35
25	1	609	CHL	O2D-CGD	3.06	1.40	1.33
25	5	609	CHL	O2D-CGD	3.06	1.40	1.33
25	2	606	CHL	C1B-NB	3.06	1.37	1.35
25	6	606	CHL	C1B-NB	3.06	1.37	1.35

*Continued on next page...*



*Continued from previous page...*

Mol	Chain	Res	Type	Atoms	Z	Observed(Å)	Ideal(Å)
25	S	306	CHL	O2D-CGD	3.06	1.40	1.33
25	s	306	CHL	O2D-CGD	3.06	1.40	1.33
22	c	512	CLA	C3B-C2B	3.06	1.44	1.40
22	B	605	CLA	C3B-C2B	3.05	1.44	1.40
25	1	605	CHL	O2D-CGD	3.05	1.40	1.33
25	5	605	CHL	O2D-CGD	3.05	1.40	1.33
25	1	615	CHL	C1B-NB	3.05	1.37	1.35
25	5	615	CHL	C1B-NB	3.05	1.37	1.35
22	R	309	CLA	C4D-ND	-3.05	1.33	1.37
22	r	309	CLA	C4D-ND	-3.05	1.33	1.37
22	c	504	CLA	MG-NA	3.05	2.13	2.06
22	2	604	CLA	C3B-C2B	3.05	1.44	1.40
22	6	604	CLA	C3B-C2B	3.05	1.44	1.40
22	S	309	CLA	C4D-ND	-3.05	1.33	1.37
22	s	309	CLA	C4D-ND	-3.05	1.33	1.37
22	Y	612	CLA	MG-NA	3.05	2.13	2.06
22	y	612	CLA	MG-NA	3.05	2.13	2.06
22	R	310	CLA	C4D-ND	-3.05	1.33	1.37
22	r	310	CLA	C4D-ND	-3.05	1.33	1.37
25	1	615	CHL	O2D-CGD	3.04	1.40	1.33
25	5	615	CHL	O2D-CGD	3.04	1.40	1.33
25	1	601	CHL	C1B-NB	3.04	1.37	1.35
25	5	601	CHL	C1B-NB	3.04	1.37	1.35
25	2	607	CHL	O2D-CGD	3.04	1.40	1.33
25	6	607	CHL	O2D-CGD	3.04	1.40	1.33
25	1	607	CHL	O2D-CGD	3.04	1.40	1.33
25	5	607	CHL	O2D-CGD	3.04	1.40	1.33
22	1	614	CLA	CHD-C4C	3.04	1.46	1.39
22	5	614	CLA	CHD-C4C	3.04	1.46	1.39
25	3	307	CHL	O2D-CGD	3.04	1.40	1.33
25	7	307	CHL	O2D-CGD	3.04	1.40	1.33
22	B	606	CLA	C4D-ND	-3.04	1.33	1.37
22	N	612	CLA	C4D-ND	-3.04	1.33	1.37
22	n	612	CLA	C4D-ND	-3.04	1.33	1.37
25	G	605	CHL	C4B-NB	3.03	1.37	1.35
25	g	605	CHL	C4B-NB	3.03	1.37	1.35
22	S	305	CLA	MG-NA	3.03	2.13	2.06
22	s	305	CLA	MG-NA	3.03	2.13	2.06
22	c	507	CLA	MG-NA	3.03	2.13	2.06
22	S	314	CLA	C3B-C2B	3.03	1.44	1.40
22	s	314	CLA	C3B-C2B	3.03	1.44	1.40
25	Y	606	CHL	C1B-NB	3.03	1.37	1.35

*Continued on next page...*

*Continued from previous page...*

Mol	Chain	Res	Type	Atoms	Z	Observed(Å)	Ideal(Å)
25	y	606	CHL	C1B-NB	3.03	1.37	1.35
22	B	614	CLA	C4B-CHC	3.03	1.49	1.41
22	R	303	CLA	MG-NA	3.03	2.13	2.06
22	r	303	CLA	MG-NA	3.03	2.13	2.06
25	S	308	CHL	O2D-CGD	3.03	1.40	1.33
25	s	308	CHL	O2D-CGD	3.03	1.40	1.33
22	N	602	CLA	O2A-CGA	3.03	1.40	1.30
22	n	602	CLA	O2A-CGA	3.03	1.40	1.30
22	B	606	CLA	C3B-C2B	3.03	1.44	1.40
22	b	612	CLA	MG-NA	3.02	2.13	2.06
25	1	606	CHL	O2D-CGD	3.02	1.40	1.33
25	5	606	CHL	O2D-CGD	3.02	1.40	1.33
22	R	302	CLA	C4D-ND	-3.02	1.33	1.37
22	r	302	CLA	C4D-ND	-3.02	1.33	1.37
25	2	606	CHL	O2D-CGD	3.02	1.40	1.33
25	6	606	CHL	O2D-CGD	3.02	1.40	1.33
22	a	405	CLA	MG-NA	3.02	2.13	2.06
22	b	605	CLA	C4D-ND	-3.02	1.33	1.37
25	R	306	CHL	C4B-NB	3.02	1.37	1.35
25	r	306	CHL	C4B-NB	3.02	1.37	1.35
25	1	605	CHL	C1B-NB	3.01	1.37	1.35
25	5	605	CHL	C1B-NB	3.01	1.37	1.35
22	b	603	CLA	C3B-C2B	3.01	1.44	1.40
25	G	609	CHL	O2D-CGD	3.01	1.40	1.33
25	g	609	CHL	O2D-CGD	3.01	1.40	1.33
22	Y	610	CLA	MG-NA	3.01	2.13	2.06
22	y	610	CLA	MG-NA	3.01	2.13	2.06
22	R	307	CLA	C4D-ND	-3.01	1.33	1.37
22	r	307	CLA	C4D-ND	-3.01	1.33	1.37
22	b	607	CLA	MG-NA	3.01	2.13	2.06
22	s	301	CLA	C4D-ND	-3.01	1.33	1.37
25	Y	607	CHL	O2D-CGD	3.01	1.40	1.33
25	y	607	CHL	O2D-CGD	3.01	1.40	1.33
22	Y	613	CLA	C3B-C2B	3.01	1.44	1.40
22	y	613	CLA	C3B-C2B	3.01	1.44	1.40
22	d	403	CLA	MG-NA	3.01	2.13	2.06
22	c	505	CLA	C1B-NB	-3.01	1.32	1.35
25	G	607	CHL	C4B-NB	3.01	1.37	1.35
25	g	607	CHL	C4B-NB	3.01	1.37	1.35
25	N	607	CHL	O2D-CGD	3.01	1.40	1.33
25	n	607	CHL	O2D-CGD	3.01	1.40	1.33
22	R	307	CLA	MG-NA	3.00	2.13	2.06

*Continued on next page...*

*Continued from previous page...*

Mol	Chain	Res	Type	Atoms	Z	Observed(Å)	Ideal(Å)
22	r	307	CLA	MG-NA	3.00	2.13	2.06
25	G	606	CHL	O2D-CGD	3.00	1.40	1.33
25	g	606	CHL	O2D-CGD	3.00	1.40	1.33
22	c	502	CLA	C3B-C2B	3.00	1.44	1.40
22	Y	603	CLA	MG-NA	3.00	2.13	2.06
22	y	603	CLA	MG-NA	3.00	2.13	2.06
22	3	304	CLA	CHD-C4C	3.00	1.46	1.39
22	7	304	CLA	CHD-C4C	3.00	1.46	1.39
22	R	308	CLA	MG-NA	3.00	2.13	2.06
22	r	308	CLA	MG-NA	3.00	2.13	2.06
22	b	614	CLA	C3B-C2B	2.99	1.44	1.40
22	c	503	CLA	C3B-C2B	2.99	1.44	1.40
22	Y	602	CLA	C3B-C2B	2.99	1.44	1.40
22	y	602	CLA	C3B-C2B	2.99	1.44	1.40
22	b	616	CLA	CHD-C4C	2.99	1.46	1.39
22	d	401	CLA	C3B-C2B	2.99	1.44	1.40
22	G	613	CLA	C3B-C2B	2.99	1.44	1.40
22	g	613	CLA	C3B-C2B	2.99	1.44	1.40
22	N	613	CLA	MG-NA	2.99	2.13	2.06
22	n	613	CLA	MG-NA	2.99	2.13	2.06
25	4	301	CHL	C1B-NB	2.99	1.37	1.35
25	8	301	CHL	C1B-NB	2.99	1.37	1.35
22	b	613	CLA	MG-NA	2.99	2.13	2.06
25	2	601	CHL	C1B-NB	2.98	1.37	1.35
25	6	601	CHL	C1B-NB	2.98	1.37	1.35
22	b	612	CLA	C4B-CHC	2.98	1.49	1.41
22	C	508	CLA	C1B-NB	-2.98	1.32	1.35
22	b	604	CLA	MG-NA	2.98	2.13	2.06
22	C	504	CLA	MG-NA	2.98	2.13	2.06
22	1	604	CLA	C4D-ND	-2.98	1.33	1.37
22	5	604	CLA	C4D-ND	-2.98	1.33	1.37
22	N	614	CLA	CHD-C4C	2.97	1.46	1.39
22	n	614	CLA	CHD-C4C	2.97	1.46	1.39
22	b	610	CLA	C4D-ND	-2.97	1.33	1.37
25	4	301	CHL	O2D-CGD	2.97	1.40	1.33
25	8	301	CHL	O2D-CGD	2.97	1.40	1.33
22	c	510	CLA	C4D-ND	-2.97	1.33	1.37
22	b	611	CLA	MG-NA	2.97	2.13	2.06
22	c	501	CLA	MG-NA	2.97	2.13	2.06
25	S	302	CHL	O2D-CGD	2.96	1.40	1.33
25	s	302	CHL	O2D-CGD	2.96	1.40	1.33
22	b	604	CLA	C4D-ND	-2.96	1.33	1.37

*Continued on next page...*

*Continued from previous page...*

Mol	Chain	Res	Type	Atoms	Z	Observed(Å)	Ideal(Å)
22	B	607	CLA	C3B-C2B	2.96	1.44	1.40
22	Y	614	CLA	MG-NA	2.96	2.13	2.06
22	y	614	CLA	MG-NA	2.96	2.13	2.06
22	S	311	CLA	MG-NA	2.96	2.13	2.06
22	s	311	CLA	MG-NA	2.96	2.13	2.06
22	2	603	CLA	CHD-C4C	2.96	1.46	1.39
22	6	603	CLA	CHD-C4C	2.96	1.46	1.39
22	B	610	CLA	C4D-ND	-2.96	1.33	1.37
22	3	305	CLA	CHD-C4C	2.96	1.46	1.39
22	7	305	CLA	CHD-C4C	2.96	1.46	1.39
22	N	602	CLA	MG-NA	2.95	2.13	2.06
22	n	602	CLA	MG-NA	2.95	2.13	2.06
25	4	307	CHL	C1B-NB	2.95	1.37	1.35
25	8	307	CHL	C1B-NB	2.95	1.37	1.35
22	N	610	CLA	C4D-ND	-2.95	1.33	1.37
22	n	610	CLA	C4D-ND	-2.95	1.33	1.37
22	c	508	CLA	C3B-C2B	2.95	1.44	1.40
25	N	609	CHL	O2D-CGD	2.95	1.40	1.33
25	n	609	CHL	O2D-CGD	2.95	1.40	1.33
25	N	606	CHL	C3B-C2B	-2.95	1.36	1.40
25	n	606	CHL	C3B-C2B	-2.95	1.36	1.40
22	B	613	CLA	C4D-ND	-2.95	1.33	1.37
22	G	610	CLA	C4D-ND	-2.95	1.33	1.37
22	g	610	CLA	C4D-ND	-2.95	1.33	1.37
24	E	101	HEM	CAB-C3B	2.94	1.55	1.47
25	1	607	CHL	C1B-NB	2.94	1.37	1.35
25	5	607	CHL	C1B-NB	2.94	1.37	1.35
22	B	611	CLA	MG-NA	2.94	2.13	2.06
22	c	505	CLA	C3B-C2B	2.94	1.44	1.40
22	b	615	CLA	C4D-ND	-2.94	1.33	1.37
25	1	608	CHL	C1B-NB	2.94	1.37	1.35
25	5	608	CHL	C1B-NB	2.94	1.37	1.35
22	R	312	CLA	C4D-ND	-2.94	1.33	1.37
22	r	312	CLA	C4D-ND	-2.94	1.33	1.37
25	R	306	CHL	O2D-CGD	2.94	1.40	1.33
25	r	306	CHL	O2D-CGD	2.94	1.40	1.33
22	C	511	CLA	CHD-C4C	2.93	1.45	1.39
22	3	314	CLA	CHD-C4C	2.93	1.45	1.39
22	7	314	CLA	CHD-C4C	2.93	1.45	1.39
25	Y	605	CHL	C3B-C2B	-2.93	1.36	1.40
25	y	605	CHL	C3B-C2B	-2.93	1.36	1.40
22	4	304	CLA	C4D-ND	-2.93	1.33	1.37

*Continued on next page...*

*Continued from previous page...*

Mol	Chain	Res	Type	Atoms	Z	Observed(Å)	Ideal(Å)
22	8	304	CLA	C4D-ND	-2.93	1.33	1.37
22	S	313	CLA	C3B-C2B	2.93	1.44	1.40
22	s	313	CLA	C3B-C2B	2.93	1.44	1.40
22	S	314	CLA	MG-NA	2.93	2.13	2.06
22	s	314	CLA	MG-NA	2.93	2.13	2.06
25	R	304	CHL	O2D-CGD	2.93	1.40	1.33
25	r	304	CHL	O2D-CGD	2.93	1.40	1.33
25	3	309	CHL	C1B-NB	2.93	1.37	1.35
25	7	309	CHL	C1B-NB	2.93	1.37	1.35
25	G	607	CHL	O2D-CGD	2.92	1.40	1.33
25	g	607	CHL	O2D-CGD	2.92	1.40	1.33
25	3	308	CHL	C1B-NB	2.92	1.37	1.35
25	7	308	CHL	C1B-NB	2.92	1.37	1.35
22	C	504	CLA	C3B-C2B	2.92	1.44	1.40
25	N	601	CHL	O2D-CGD	2.92	1.40	1.33
25	n	601	CHL	O2D-CGD	2.92	1.40	1.33
23	A	404	PHO	C3C-C2C	2.91	1.46	1.37
22	S	304	CLA	C4D-ND	-2.91	1.33	1.37
22	s	304	CLA	C4D-ND	-2.91	1.33	1.37
22	a	405	CLA	C1B-NB	-2.91	1.32	1.35
25	Y	609	CHL	O2D-CGD	2.91	1.40	1.33
25	y	609	CHL	O2D-CGD	2.91	1.40	1.33
22	D	403	CLA	MG-NA	2.91	2.13	2.06
22	b	606	CLA	C4B-CHC	2.91	1.49	1.41
25	2	608	CHL	C4B-NB	2.91	1.37	1.35
25	6	608	CHL	C4B-NB	2.91	1.37	1.35
22	R	301	CLA	MG-NA	2.90	2.13	2.06
22	r	301	CLA	MG-NA	2.90	2.13	2.06
25	Y	606	CHL	CBA-CGA	2.90	1.57	1.50
25	y	606	CHL	CBA-CGA	2.90	1.57	1.50
25	2	608	CHL	O2D-CGD	2.90	1.40	1.33
25	6	608	CHL	O2D-CGD	2.90	1.40	1.33
22	C	511	CLA	C3B-C2B	2.90	1.44	1.40
22	2	604	CLA	CHD-C4C	2.90	1.45	1.39
22	6	604	CLA	CHD-C4C	2.90	1.45	1.39
22	b	603	CLA	CHD-C4C	2.90	1.45	1.39
25	S	307	CHL	O2D-CGD	2.90	1.40	1.33
25	s	307	CHL	O2D-CGD	2.90	1.40	1.33
22	Y	610	CLA	C4D-ND	-2.90	1.33	1.37
22	y	610	CLA	C4D-ND	-2.90	1.33	1.37
22	D	401	CLA	C3B-C2B	2.90	1.44	1.40
25	4	301	CHL	C4B-NB	2.89	1.37	1.35

*Continued on next page...*

*Continued from previous page...*

Mol	Chain	Res	Type	Atoms	Z	Observed(Å)	Ideal(Å)
25	8	301	CHL	C4B-NB	2.89	1.37	1.35
22	1	610	CLA	C4B-CHC	2.89	1.49	1.41
22	5	610	CLA	C4B-CHC	2.89	1.49	1.41
25	3	308	CHL	O2D-CED	-2.89	1.38	1.45
25	7	308	CHL	O2D-CED	-2.89	1.38	1.45
22	1	612	CLA	CHD-C4C	2.89	1.45	1.39
22	5	612	CLA	CHD-C4C	2.89	1.45	1.39
22	4	310	CLA	CHD-C4C	2.88	1.45	1.39
22	8	310	CLA	CHD-C4C	2.88	1.45	1.39
22	c	509	CLA	MG-NA	2.88	2.13	2.06
22	B	604	CLA	C1B-NB	-2.88	1.32	1.35
22	4	302	CLA	C3B-C2B	2.88	1.44	1.40
22	8	302	CLA	C3B-C2B	2.88	1.44	1.40
22	S	312	CLA	MG-NA	2.88	2.13	2.06
22	s	312	CLA	MG-NA	2.88	2.13	2.06
22	1	613	CLA	CHD-C4C	2.88	1.45	1.39
22	5	613	CLA	CHD-C4C	2.88	1.45	1.39
22	S	313	CLA	MG-NA	2.88	2.13	2.06
22	s	313	CLA	MG-NA	2.88	2.13	2.06
22	G	613	CLA	MG-NA	2.88	2.13	2.06
22	g	613	CLA	MG-NA	2.88	2.13	2.06
25	G	608	CHL	C1B-NB	2.88	1.37	1.35
25	g	608	CHL	C1B-NB	2.88	1.37	1.35
25	Y	608	CHL	O2D-CGD	2.88	1.40	1.33
25	y	608	CHL	O2D-CGD	2.88	1.40	1.33
22	3	314	CLA	C4B-CHC	2.88	1.49	1.41
22	7	314	CLA	C4B-CHC	2.88	1.49	1.41
22	B	616	CLA	C4D-CHA	2.88	1.48	1.38
25	2	607	CHL	C1B-NB	2.88	1.37	1.35
25	6	607	CHL	C1B-NB	2.88	1.37	1.35
25	3	308	CHL	O2D-CGD	2.88	1.40	1.33
25	7	308	CHL	O2D-CGD	2.88	1.40	1.33
22	c	507	CLA	C3B-C2B	2.88	1.44	1.40
22	B	604	CLA	CHD-C4C	2.87	1.45	1.39
22	1	603	CLA	CHD-C4C	2.87	1.45	1.39
22	5	603	CLA	CHD-C4C	2.87	1.45	1.39
22	C	503	CLA	C3B-C2B	2.87	1.44	1.40
22	1	614	CLA	C4D-ND	-2.87	1.33	1.37
22	5	614	CLA	C4D-ND	-2.87	1.33	1.37
22	2	611	CLA	C4B-CHC	2.87	1.49	1.41
22	6	611	CLA	C4B-CHC	2.87	1.49	1.41
22	3	312	CLA	C4B-CHC	2.87	1.49	1.41

*Continued on next page...*

*Continued from previous page...*

Mol	Chain	Res	Type	Atoms	Z	Observed(Å)	Ideal(Å)
22	7	312	CLA	C4B-CHC	2.87	1.49	1.41
22	N	603	CLA	MG-NA	2.87	2.13	2.06
22	n	603	CLA	MG-NA	2.87	2.13	2.06
22	A	405	CLA	C1B-NB	-2.87	1.32	1.35
22	3	303	CLA	C4D-ND	-2.87	1.33	1.37
22	7	303	CLA	C4D-ND	-2.87	1.33	1.37
22	C	508	CLA	C3B-C2B	2.86	1.44	1.40
22	N	604	CLA	MG-NA	2.86	2.13	2.06
22	n	604	CLA	MG-NA	2.86	2.13	2.06
22	G	610	CLA	C4B-CHC	2.86	1.48	1.41
22	g	610	CLA	C4B-CHC	2.86	1.48	1.41
22	C	502	CLA	MG-NA	2.86	2.13	2.06
25	Y	606	CHL	O2D-CGD	2.85	1.40	1.33
25	y	606	CHL	O2D-CGD	2.85	1.40	1.33
25	N	606	CHL	O2D-CGD	2.85	1.40	1.33
25	n	606	CHL	O2D-CGD	2.85	1.40	1.33
22	1	602	CLA	C4D-ND	-2.85	1.33	1.37
22	5	602	CLA	C4D-ND	-2.85	1.33	1.37
25	G	608	CHL	O2D-CGD	2.85	1.40	1.33
25	g	608	CHL	O2D-CGD	2.85	1.40	1.33
22	C	506	CLA	C1B-NB	-2.85	1.32	1.35
22	S	310	CLA	C3B-C2B	2.84	1.44	1.40
22	s	310	CLA	C3B-C2B	2.84	1.44	1.40
22	G	602	CLA	MG-NA	2.84	2.13	2.06
22	g	602	CLA	MG-NA	2.84	2.13	2.06
22	Y	613	CLA	MG-NA	2.84	2.13	2.06
22	y	613	CLA	MG-NA	2.84	2.13	2.06
22	R	311	CLA	C3B-C2B	2.84	1.44	1.40
22	r	311	CLA	C3B-C2B	2.84	1.44	1.40
25	G	601	CHL	O2D-CED	-2.84	1.38	1.45
25	g	601	CHL	O2D-CED	-2.84	1.38	1.45
22	2	612	CLA	C4D-ND	-2.84	1.33	1.37
22	6	612	CLA	C4D-ND	-2.84	1.33	1.37
22	1	603	CLA	C4D-ND	-2.84	1.33	1.37
22	5	603	CLA	C4D-ND	-2.84	1.33	1.37
22	S	303	CLA	O2D-CGD	2.84	1.40	1.33
22	s	303	CLA	O2D-CGD	2.84	1.40	1.33
22	C	507	CLA	C3B-C2B	2.84	1.44	1.40
25	N	606	CHL	C4B-NB	2.83	1.37	1.35
25	n	606	CHL	C4B-NB	2.83	1.37	1.35
22	G	603	CLA	CHD-C4C	2.83	1.45	1.39
22	g	603	CLA	CHD-C4C	2.83	1.45	1.39

*Continued on next page...*



*Continued from previous page...*

Mol	Chain	Res	Type	Atoms	Z	Observed(Å)	Ideal(Å)
22	3	311	CLA	C4B-CHC	2.83	1.48	1.41
22	7	311	CLA	C4B-CHC	2.83	1.48	1.41
25	S	302	CHL	C3B-C2B	-2.83	1.36	1.40
25	s	302	CHL	C3B-C2B	-2.83	1.36	1.40
22	2	610	CLA	C4D-ND	-2.83	1.33	1.37
22	6	610	CLA	C4D-ND	-2.83	1.33	1.37
22	B	603	CLA	MG-NA	2.83	2.13	2.06
22	3	303	CLA	C4B-CHC	2.83	1.48	1.41
22	7	303	CLA	C4B-CHC	2.83	1.48	1.41
22	2	613	CLA	C4B-CHC	2.83	1.48	1.41
22	6	613	CLA	C4B-CHC	2.83	1.48	1.41
23	D	402	PHO	O2D-CGD	2.83	1.40	1.33
22	2	604	CLA	C4D-ND	-2.82	1.33	1.37
22	6	604	CLA	C4D-ND	-2.82	1.33	1.37
22	B	601	CLA	C4B-CHC	2.82	1.48	1.41
25	Y	605	CHL	O2D-CED	-2.82	1.38	1.45
25	y	605	CHL	O2D-CED	-2.82	1.38	1.45
22	3	312	CLA	C4D-CHA	2.82	1.48	1.38
22	7	312	CLA	C4D-CHA	2.82	1.48	1.38
25	3	306	CHL	C1B-NB	2.82	1.37	1.35
25	7	306	CHL	C1B-NB	2.82	1.37	1.35
25	Y	605	CHL	O2D-CGD	2.82	1.40	1.33
25	y	605	CHL	O2D-CGD	2.82	1.40	1.33
22	3	313	CLA	CHD-C4C	2.82	1.45	1.39
22	7	313	CLA	CHD-C4C	2.82	1.45	1.39
22	3	313	CLA	C4B-CHC	2.82	1.48	1.41
22	7	313	CLA	C4B-CHC	2.82	1.48	1.41
22	R	308	CLA	C4B-CHC	2.82	1.48	1.41
22	r	308	CLA	C4B-CHC	2.82	1.48	1.41
25	3	301	CHL	C1B-NB	2.82	1.37	1.35
25	7	301	CHL	C1B-NB	2.82	1.37	1.35
22	B	616	CLA	CHD-C4C	2.82	1.45	1.39
22	Y	610	CLA	C1B-NB	-2.81	1.32	1.35
22	y	610	CLA	C1B-NB	-2.81	1.32	1.35
22	1	602	CLA	C4B-CHC	2.81	1.48	1.41
22	2	610	CLA	C4B-CHC	2.81	1.48	1.41
22	4	303	CLA	C4B-CHC	2.81	1.48	1.41
22	5	602	CLA	C4B-CHC	2.81	1.48	1.41
22	6	610	CLA	C4B-CHC	2.81	1.48	1.41
22	8	303	CLA	C4B-CHC	2.81	1.48	1.41
22	4	304	CLA	CHD-C4C	2.81	1.45	1.39
22	8	304	CLA	CHD-C4C	2.81	1.45	1.39

*Continued on next page...*



*Continued from previous page...*

Mol	Chain	Res	Type	Atoms	Z	Observed(Å)	Ideal(Å)
22	4	309	CLA	C4B-CHC	2.81	1.48	1.41
22	8	309	CLA	C4B-CHC	2.81	1.48	1.41
22	R	303	CLA	C3B-C2B	2.81	1.44	1.40
22	r	303	CLA	C3B-C2B	2.81	1.44	1.40
25	N	608	CHL	C3B-C2B	-2.81	1.36	1.40
25	n	608	CHL	C3B-C2B	-2.81	1.36	1.40
22	4	302	CLA	C4D-ND	-2.81	1.33	1.37
22	8	302	CLA	C4D-ND	-2.81	1.33	1.37
22	3	313	CLA	C4D-CHA	2.81	1.48	1.38
22	7	313	CLA	C4D-CHA	2.81	1.48	1.38
22	R	301	CLA	C4B-CHC	2.81	1.48	1.41
22	r	301	CLA	C4B-CHC	2.81	1.48	1.41
25	N	608	CHL	O2D-CGD	2.81	1.40	1.33
25	n	608	CHL	O2D-CGD	2.81	1.40	1.33
22	3	305	CLA	C4D-ND	-2.81	1.33	1.37
22	7	305	CLA	C4D-ND	-2.81	1.33	1.37
22	N	603	CLA	C3B-C2B	2.81	1.44	1.40
22	n	603	CLA	C3B-C2B	2.81	1.44	1.40
22	B	616	CLA	MG-NA	2.81	2.12	2.06
25	R	305	CHL	C4B-NB	2.81	1.37	1.35
25	r	305	CHL	C4B-NB	2.81	1.37	1.35
22	R	311	CLA	MG-NA	2.81	2.12	2.06
22	r	311	CLA	MG-NA	2.81	2.12	2.06
22	A	402	CLA	C1B-NB	-2.81	1.32	1.35
22	c	511	CLA	CHD-C4C	2.81	1.45	1.39
22	A	403	CLA	C4B-CHC	2.81	1.48	1.41
22	3	304	CLA	C4D-CHA	2.80	1.48	1.38
22	7	304	CLA	C4D-CHA	2.80	1.48	1.38
22	c	512	CLA	MG-NA	2.80	2.12	2.06
22	B	602	CLA	C4B-CHC	2.80	1.48	1.41
22	b	613	CLA	C1B-NB	-2.80	1.32	1.35
22	2	602	CLA	C4D-ND	-2.80	1.33	1.37
22	6	602	CLA	C4D-ND	-2.80	1.33	1.37
22	G	604	CLA	C3B-C2B	2.80	1.44	1.40
22	g	604	CLA	C3B-C2B	2.80	1.44	1.40
22	b	605	CLA	C4B-CHC	2.80	1.48	1.41
22	C	512	CLA	C4D-ND	-2.80	1.33	1.37
22	b	612	CLA	C4D-ND	-2.80	1.33	1.37
22	1	604	CLA	CHD-C4C	2.80	1.45	1.39
22	5	604	CLA	CHD-C4C	2.80	1.45	1.39
22	4	310	CLA	C4D-CHA	2.80	1.48	1.38
22	8	310	CLA	C4D-CHA	2.80	1.48	1.38

*Continued on next page...*

*Continued from previous page...*

Mol	Chain	Res	Type	Atoms	Z	Observed(Å)	Ideal(Å)
23	d	402	PHO	O2D-CGD	2.80	1.40	1.33
22	1	612	CLA	C4D-CHA	2.80	1.48	1.38
22	5	612	CLA	C4D-CHA	2.80	1.48	1.38
22	b	615	CLA	CHD-C4C	2.80	1.45	1.39
22	S	304	CLA	CHD-C4C	2.80	1.45	1.39
22	s	304	CLA	CHD-C4C	2.80	1.45	1.39
25	G	601	CHL	O2D-CGD	2.79	1.40	1.33
25	g	601	CHL	O2D-CGD	2.79	1.40	1.33
22	S	312	CLA	C4D-ND	-2.79	1.33	1.37
22	s	312	CLA	C4D-ND	-2.79	1.33	1.37
22	4	303	CLA	C4D-CHA	2.79	1.48	1.38
22	8	303	CLA	C4D-CHA	2.79	1.48	1.38
22	3	311	CLA	CHD-C4C	2.79	1.45	1.39
22	7	311	CLA	CHD-C4C	2.79	1.45	1.39
22	4	303	CLA	CHD-C4C	2.79	1.45	1.39
22	8	303	CLA	CHD-C4C	2.79	1.45	1.39
25	Y	601	CHL	O2D-CED	-2.79	1.38	1.45
25	y	601	CHL	O2D-CED	-2.79	1.38	1.45
22	4	310	CLA	C4B-CHC	2.79	1.48	1.41
22	8	310	CLA	C4B-CHC	2.79	1.48	1.41
25	2	605	CHL	C1B-NB	2.79	1.37	1.35
25	6	605	CHL	C1B-NB	2.79	1.37	1.35
22	2	612	CLA	C4B-CHC	2.79	1.48	1.41
22	6	612	CLA	C4B-CHC	2.79	1.48	1.41
25	N	608	CHL	O2D-CED	-2.78	1.38	1.45
25	n	608	CHL	O2D-CED	-2.78	1.38	1.45
22	N	610	CLA	C4B-CHC	2.78	1.48	1.41
22	n	610	CLA	C4B-CHC	2.78	1.48	1.41
22	2	602	CLA	C4B-CHC	2.78	1.48	1.41
22	6	602	CLA	C4B-CHC	2.78	1.48	1.41
22	2	613	CLA	CHD-C4C	2.78	1.45	1.39
22	6	613	CLA	CHD-C4C	2.78	1.45	1.39
22	3	312	CLA	CHD-C4C	2.78	1.45	1.39
22	7	312	CLA	CHD-C4C	2.78	1.45	1.39
22	N	604	CLA	C3B-C2B	2.78	1.44	1.40
22	n	604	CLA	C3B-C2B	2.78	1.44	1.40
22	b	615	CLA	C4B-CHC	2.78	1.48	1.41
22	2	603	CLA	C4D-CHA	2.78	1.48	1.38
22	6	603	CLA	C4D-CHA	2.78	1.48	1.38
25	G	601	CHL	C4B-NB	2.78	1.37	1.35
25	g	601	CHL	C4B-NB	2.78	1.37	1.35
22	S	309	CLA	MG-NA	2.78	2.12	2.06

*Continued on next page...*

*Continued from previous page...*

Mol	Chain	Res	Type	Atoms	Z	Observed(Å)	Ideal(Å)
22	s	309	CLA	MG-NA	2.78	2.12	2.06
25	S	307	CHL	O2D-CED	-2.78	1.38	1.45
25	s	307	CHL	O2D-CED	-2.78	1.38	1.45
22	C	512	CLA	C4B-CHC	2.78	1.48	1.41
22	R	302	CLA	C4B-CHC	2.78	1.48	1.41
22	r	302	CLA	C4B-CHC	2.78	1.48	1.41
22	1	614	CLA	C4D-CHA	2.78	1.48	1.38
22	5	614	CLA	C4D-CHA	2.78	1.48	1.38
22	3	303	CLA	CHD-C4C	2.78	1.45	1.39
22	7	303	CLA	CHD-C4C	2.78	1.45	1.39
22	B	605	CLA	MG-NA	2.77	2.12	2.06
22	G	604	CLA	CHD-C4C	2.77	1.45	1.39
22	g	604	CLA	CHD-C4C	2.77	1.45	1.39
22	Y	602	CLA	MG-NA	2.77	2.12	2.06
22	y	602	CLA	MG-NA	2.77	2.12	2.06
25	N	605	CHL	O2D-CGD	2.77	1.40	1.33
25	n	605	CHL	O2D-CGD	2.77	1.40	1.33
22	a	403	CLA	C4B-CHC	2.77	1.48	1.41
22	c	509	CLA	C4B-CHC	2.77	1.48	1.41
22	R	312	CLA	C4B-CHC	2.77	1.48	1.41
22	r	312	CLA	C4B-CHC	2.77	1.48	1.41
22	C	502	CLA	C4B-CHC	2.77	1.48	1.41
22	Y	612	CLA	CHD-C4C	2.77	1.45	1.39
22	y	612	CLA	CHD-C4C	2.77	1.45	1.39
25	G	608	CHL	O2D-CED	-2.77	1.38	1.45
25	g	608	CHL	O2D-CED	-2.77	1.38	1.45
22	2	612	CLA	C4D-CHA	2.77	1.48	1.38
22	6	612	CLA	C4D-CHA	2.77	1.48	1.38
22	G	614	CLA	C4B-CHC	2.76	1.48	1.41
22	g	614	CLA	C4B-CHC	2.76	1.48	1.41
22	1	612	CLA	C4B-CHC	2.76	1.48	1.41
22	5	612	CLA	C4B-CHC	2.76	1.48	1.41
22	1	602	CLA	CHD-C4C	2.76	1.45	1.39
22	5	602	CLA	CHD-C4C	2.76	1.45	1.39
22	N	610	CLA	C1B-NB	-2.76	1.32	1.35
22	n	610	CLA	C1B-NB	-2.76	1.32	1.35
25	R	304	CHL	C1B-NB	2.76	1.37	1.35
25	r	304	CHL	C1B-NB	2.76	1.37	1.35
22	2	603	CLA	C4B-CHC	2.76	1.48	1.41
22	6	603	CLA	C4B-CHC	2.76	1.48	1.41
22	B	614	CLA	C4D-ND	-2.76	1.33	1.37
22	S	309	CLA	CHD-C4C	2.76	1.45	1.39

*Continued on next page...*

*Continued from previous page...*

Mol	Chain	Res	Type	Atoms	Z	Observed(Å)	Ideal(Å)
22	s	309	CLA	CHD-C4C	2.76	1.45	1.39
22	1	613	CLA	C4B-CHC	2.76	1.48	1.41
22	5	613	CLA	C4B-CHC	2.76	1.48	1.41
22	4	302	CLA	MG-NA	2.76	2.12	2.06
22	8	302	CLA	MG-NA	2.76	2.12	2.06
22	b	602	CLA	C3B-C2B	2.76	1.44	1.40
22	b	601	CLA	C4B-CHC	2.76	1.48	1.41
22	3	304	CLA	C4D-ND	-2.75	1.33	1.37
22	7	304	CLA	C4D-ND	-2.75	1.33	1.37
22	N	603	CLA	CHD-C4C	2.75	1.45	1.39
22	n	603	CLA	CHD-C4C	2.75	1.45	1.39
22	2	611	CLA	C4D-CHA	2.75	1.48	1.38
22	6	611	CLA	C4D-CHA	2.75	1.48	1.38
22	C	512	CLA	CHD-C4C	2.75	1.45	1.39
22	1	611	CLA	CHD-C4C	2.75	1.45	1.39
22	5	611	CLA	CHD-C4C	2.75	1.45	1.39
22	B	609	CLA	CHD-C4C	2.75	1.45	1.39
22	1	611	CLA	C4D-ND	-2.75	1.33	1.37
22	5	611	CLA	C4D-ND	-2.75	1.33	1.37
25	Y	608	CHL	O2D-CED	-2.75	1.38	1.45
25	y	608	CHL	O2D-CED	-2.75	1.38	1.45
22	1	611	CLA	C4D-CHA	2.75	1.48	1.38
22	5	611	CLA	C4D-CHA	2.75	1.48	1.38
25	S	307	CHL	C3B-C2B	-2.75	1.36	1.40
25	s	307	CHL	C3B-C2B	-2.75	1.36	1.40
22	R	310	CLA	C4B-CHC	2.75	1.48	1.41
22	r	310	CLA	C4B-CHC	2.75	1.48	1.41
22	3	310	CLA	C4D-CHA	2.74	1.48	1.38
22	7	310	CLA	C4D-CHA	2.74	1.48	1.38
25	S	302	CHL	O2D-CED	-2.74	1.38	1.45
25	s	302	CHL	O2D-CED	-2.74	1.38	1.45
22	B	610	CLA	CHD-C4C	2.74	1.45	1.39
22	R	312	CLA	CHD-C4C	2.74	1.45	1.39
22	r	312	CLA	CHD-C4C	2.74	1.45	1.39
22	b	609	CLA	CHD-C4C	2.74	1.45	1.39
25	Y	601	CHL	O2D-CGD	2.74	1.39	1.33
25	y	601	CHL	O2D-CGD	2.74	1.39	1.33
22	G	603	CLA	C3B-C2B	2.74	1.44	1.40
22	g	603	CLA	C3B-C2B	2.74	1.44	1.40
22	2	602	CLA	CHD-C4C	2.74	1.45	1.39
22	6	602	CLA	CHD-C4C	2.74	1.45	1.39
22	R	310	CLA	CHD-C4C	2.74	1.45	1.39

*Continued on next page...*

*Continued from previous page...*

Mol	Chain	Res	Type	Atoms	Z	Observed(Å)	Ideal(Å)
22	r	310	CLA	CHD-C4C	2.74	1.45	1.39
22	4	304	CLA	C4B-CHC	2.74	1.48	1.41
22	8	304	CLA	C4B-CHC	2.74	1.48	1.41
25	4	308	CHL	C1B-NB	2.74	1.37	1.35
25	8	308	CHL	C1B-NB	2.74	1.37	1.35
25	Y	609	CHL	C3B-C2B	-2.73	1.36	1.40
25	y	609	CHL	C3B-C2B	-2.73	1.36	1.40
25	G	601	CHL	C1B-NB	2.73	1.37	1.35
25	g	601	CHL	C1B-NB	2.73	1.37	1.35
22	C	509	CLA	CHD-C4C	2.73	1.45	1.39
22	R	302	CLA	C4D-CHA	2.73	1.48	1.38
22	r	302	CLA	C4D-CHA	2.73	1.48	1.38
22	C	505	CLA	C3B-C2B	2.73	1.44	1.40
22	2	611	CLA	CHD-C4C	2.73	1.45	1.39
22	6	611	CLA	CHD-C4C	2.73	1.45	1.39
25	1	615	CHL	O2D-CED	-2.73	1.38	1.45
25	5	615	CHL	O2D-CED	-2.73	1.38	1.45
22	c	502	CLA	MG-NA	2.73	2.12	2.06
25	N	607	CHL	O2D-CED	-2.73	1.38	1.45
25	n	607	CHL	O2D-CED	-2.73	1.38	1.45
25	G	607	CHL	O2D-CED	-2.73	1.38	1.45
25	g	607	CHL	O2D-CED	-2.73	1.38	1.45
22	C	510	CLA	C1B-NB	-2.73	1.32	1.35
22	G	602	CLA	C1B-NB	-2.73	1.32	1.35
22	g	602	CLA	C1B-NB	-2.73	1.32	1.35
22	1	603	CLA	C4B-CHC	2.73	1.48	1.41
22	5	603	CLA	C4B-CHC	2.73	1.48	1.41
22	3	311	CLA	C4D-CHA	2.73	1.48	1.38
22	7	311	CLA	C4D-CHA	2.73	1.48	1.38
22	C	501	CLA	CHD-C4C	2.73	1.45	1.39
25	R	305	CHL	C1B-NB	2.73	1.37	1.35
25	r	305	CHL	C1B-NB	2.73	1.37	1.35
25	N	601	CHL	O2D-CED	-2.73	1.38	1.45
25	n	601	CHL	O2D-CED	-2.73	1.38	1.45
22	Y	603	CLA	C3B-C2B	2.73	1.44	1.40
22	y	603	CLA	C3B-C2B	2.73	1.44	1.40
22	R	309	CLA	CHD-C4C	2.73	1.45	1.39
22	r	309	CLA	CHD-C4C	2.73	1.45	1.39
25	2	606	CHL	C3B-C2B	-2.72	1.36	1.40
25	6	606	CHL	C3B-C2B	-2.72	1.36	1.40
25	Y	609	CHL	CBA-CGA	2.72	1.56	1.50
25	y	609	CHL	CBA-CGA	2.72	1.56	1.50

*Continued on next page...*

*Continued from previous page...*

Mol	Chain	Res	Type	Atoms	Z	Observed(Å)	Ideal(Å)
22	a	402	CLA	CHD-C4C	2.72	1.45	1.39
22	2	610	CLA	CHD-C4C	2.72	1.45	1.39
22	6	610	CLA	CHD-C4C	2.72	1.45	1.39
22	S	312	CLA	C3B-C2B	2.72	1.44	1.40
22	s	312	CLA	C3B-C2B	2.72	1.44	1.40
22	C	509	CLA	C4B-CHC	2.72	1.48	1.41
22	1	611	CLA	C4B-CHC	2.72	1.48	1.41
22	5	611	CLA	C4B-CHC	2.72	1.48	1.41
22	b	602	CLA	C4B-CHC	2.72	1.48	1.41
25	Y	606	CHL	O2D-CED	-2.72	1.38	1.45
25	y	606	CHL	O2D-CED	-2.72	1.38	1.45
22	1	613	CLA	C4D-ND	-2.72	1.34	1.37
22	5	613	CLA	C4D-ND	-2.72	1.34	1.37
22	1	612	CLA	C4D-ND	-2.72	1.34	1.37
22	5	612	CLA	C4D-ND	-2.72	1.34	1.37
22	c	504	CLA	CHD-C4C	2.72	1.45	1.39
22	R	312	CLA	C4D-CHA	2.71	1.48	1.38
22	r	312	CLA	C4D-CHA	2.71	1.48	1.38
22	3	311	CLA	C4D-ND	-2.71	1.34	1.37
22	7	311	CLA	C4D-ND	-2.71	1.34	1.37
22	3	314	CLA	C4D-CHA	2.71	1.48	1.38
22	7	314	CLA	C4D-CHA	2.71	1.48	1.38
22	S	310	CLA	MG-NA	2.71	2.12	2.06
22	s	310	CLA	MG-NA	2.71	2.12	2.06
22	S	304	CLA	C4B-CHC	2.71	1.48	1.41
22	s	304	CLA	C4B-CHC	2.71	1.48	1.41
22	N	614	CLA	C4D-ND	-2.71	1.34	1.37
22	n	614	CLA	C4D-ND	-2.71	1.34	1.37
22	N	614	CLA	C4D-CHA	2.71	1.48	1.38
22	n	614	CLA	C4D-CHA	2.71	1.48	1.38
25	2	608	CHL	O2D-CED	-2.71	1.38	1.45
25	6	608	CHL	O2D-CED	-2.71	1.38	1.45
22	R	311	CLA	C4B-CHC	2.71	1.48	1.41
22	S	303	CLA	C4B-CHC	2.71	1.48	1.41
22	r	311	CLA	C4B-CHC	2.71	1.48	1.41
22	s	303	CLA	C4B-CHC	2.71	1.48	1.41
22	C	506	CLA	MG-NA	2.71	2.12	2.06
22	s	301	CLA	C4B-CHC	2.71	1.48	1.41
22	B	616	CLA	C4D-ND	-2.71	1.34	1.37
25	R	304	CHL	O2D-CED	-2.71	1.38	1.45
25	r	304	CHL	O2D-CED	-2.71	1.38	1.45
25	G	609	CHL	CBA-CGA	2.70	1.56	1.50

*Continued on next page...*

*Continued from previous page...*

Mol	Chain	Res	Type	Atoms	Z	Observed(Å)	Ideal(Å)
25	g	609	CHL	CBA-CGA	2.70	1.56	1.50
22	1	603	CLA	C4D-CHA	2.70	1.48	1.38
22	5	603	CLA	C4D-CHA	2.70	1.48	1.38
22	4	302	CLA	C4D-CHA	2.70	1.48	1.38
22	8	302	CLA	C4D-CHA	2.70	1.48	1.38
22	1	613	CLA	C4D-CHA	2.70	1.48	1.38
22	5	613	CLA	C4D-CHA	2.70	1.48	1.38
22	B	613	CLA	C4B-CHC	2.70	1.48	1.41
22	b	609	CLA	C1B-NB	-2.69	1.32	1.35
22	G	614	CLA	CHD-C4C	2.69	1.45	1.39
22	g	614	CLA	CHD-C4C	2.69	1.45	1.39
22	b	608	CLA	CHD-C4C	2.69	1.45	1.39
22	b	604	CLA	C3B-C2B	2.69	1.44	1.40
22	3	313	CLA	C4D-ND	-2.69	1.34	1.37
22	7	313	CLA	C4D-ND	-2.69	1.34	1.37
22	2	610	CLA	C4D-CHA	2.69	1.48	1.38
22	6	610	CLA	C4D-CHA	2.69	1.48	1.38
22	B	608	CLA	MG-NA	2.69	2.12	2.06
22	s	301	CLA	CHD-C4C	2.69	1.45	1.39
22	C	503	CLA	C4B-CHC	2.69	1.48	1.41
22	3	304	CLA	C4B-CHC	2.69	1.48	1.41
22	7	304	CLA	C4B-CHC	2.69	1.48	1.41
25	S	308	CHL	C3B-C2B	-2.69	1.36	1.40
25	s	308	CHL	C3B-C2B	-2.69	1.36	1.40
22	G	612	CLA	C4B-CHC	2.69	1.48	1.41
22	g	612	CLA	C4B-CHC	2.69	1.48	1.41
22	2	609	CLA	C4D-CHA	2.69	1.48	1.38
22	6	609	CLA	C4D-CHA	2.69	1.48	1.38
22	b	610	CLA	CHD-C4C	2.69	1.45	1.39
22	1	610	CLA	C4D-CHA	2.69	1.48	1.38
22	5	610	CLA	C4D-CHA	2.69	1.48	1.38
22	3	305	CLA	C4B-CHC	2.69	1.48	1.41
22	7	305	CLA	C4B-CHC	2.69	1.48	1.41
25	R	305	CHL	CBA-CGA	2.69	1.56	1.50
25	r	305	CHL	CBA-CGA	2.69	1.56	1.50
25	1	605	CHL	O2D-CED	-2.69	1.39	1.45
25	5	605	CHL	O2D-CED	-2.69	1.39	1.45
25	S	308	CHL	O2D-CED	-2.69	1.39	1.45
25	s	308	CHL	O2D-CED	-2.69	1.39	1.45
25	1	607	CHL	O2D-CED	-2.69	1.39	1.45
25	5	607	CHL	O2D-CED	-2.69	1.39	1.45
25	4	301	CHL	CBA-CGA	2.69	1.56	1.50

*Continued on next page...*



*Continued from previous page...*

Mol	Chain	Res	Type	Atoms	Z	Observed(Å)	Ideal(Å)
25	8	301	CHL	CBA-CGA	2.69	1.56	1.50
22	A	402	CLA	MG-NA	2.68	2.12	2.06
22	b	612	CLA	CHD-C4C	2.68	1.45	1.39
22	C	508	CLA	C4D-CHA	2.68	1.47	1.38
25	N	601	CHL	C3B-C2B	-2.68	1.36	1.40
25	n	601	CHL	C3B-C2B	-2.68	1.36	1.40
22	S	312	CLA	C4D-CHA	2.68	1.47	1.38
22	s	312	CLA	C4D-CHA	2.68	1.47	1.38
25	Y	607	CHL	O2D-CED	-2.68	1.39	1.45
25	y	607	CHL	O2D-CED	-2.68	1.39	1.45
22	S	310	CLA	C4B-CHC	2.68	1.48	1.41
22	s	310	CLA	C4B-CHC	2.68	1.48	1.41
22	d	404	CLA	CHD-C4C	2.68	1.45	1.39
22	S	301	CLA	C4D-CHA	2.68	1.47	1.38
25	4	308	CHL	O2D-CED	-2.68	1.39	1.45
25	8	308	CHL	O2D-CED	-2.68	1.39	1.45
25	1	606	CHL	CBA-CGA	2.68	1.56	1.50
25	5	606	CHL	CBA-CGA	2.68	1.56	1.50
25	N	606	CHL	O2D-CED	-2.68	1.39	1.45
25	n	606	CHL	O2D-CED	-2.68	1.39	1.45
22	b	605	CLA	O2D-CGD	2.68	1.39	1.33
22	C	504	CLA	CHD-C4C	2.67	1.45	1.39
25	4	305	CHL	O2D-CED	-2.67	1.39	1.45
25	8	305	CHL	O2D-CED	-2.67	1.39	1.45
22	c	506	CLA	C1B-NB	-2.67	1.32	1.35
25	R	305	CHL	C3B-C2B	-2.67	1.36	1.40
25	r	305	CHL	C3B-C2B	-2.67	1.36	1.40
25	1	608	CHL	C3B-C2B	-2.67	1.36	1.40
25	5	608	CHL	C3B-C2B	-2.67	1.36	1.40
22	b	612	CLA	C1B-NB	-2.67	1.32	1.35
22	b	604	CLA	CHD-C4C	2.67	1.45	1.39
22	2	603	CLA	C4D-ND	-2.67	1.34	1.37
22	6	603	CLA	C4D-ND	-2.67	1.34	1.37
25	R	304	CHL	C3B-C2B	-2.67	1.36	1.40
25	r	304	CHL	C3B-C2B	-2.67	1.36	1.40
22	N	611	CLA	CHD-C4C	2.67	1.45	1.39
22	n	611	CLA	CHD-C4C	2.67	1.45	1.39
25	2	607	CHL	O2D-CED	-2.67	1.39	1.45
25	3	307	CHL	O2D-CED	-2.67	1.39	1.45
25	6	607	CHL	O2D-CED	-2.67	1.39	1.45
25	7	307	CHL	O2D-CED	-2.67	1.39	1.45
22	4	304	CLA	C4D-CHA	2.67	1.47	1.38

*Continued on next page...*



*Continued from previous page...*

Mol	Chain	Res	Type	Atoms	Z	Observed(Å)	Ideal(Å)
22	8	304	CLA	C4D-CHA	2.67	1.47	1.38
25	3	301	CHL	O2D-CED	-2.67	1.39	1.45
25	7	301	CHL	O2D-CED	-2.67	1.39	1.45
22	G	612	CLA	CHD-C4C	2.67	1.45	1.39
22	g	612	CLA	CHD-C4C	2.67	1.45	1.39
25	2	601	CHL	O2D-CED	-2.67	1.39	1.45
25	6	601	CHL	O2D-CED	-2.67	1.39	1.45
22	S	305	CLA	CHD-C4C	2.66	1.45	1.39
22	s	305	CLA	CHD-C4C	2.66	1.45	1.39
25	G	605	CHL	C1B-NB	2.66	1.37	1.35
25	G	606	CHL	C1B-NB	2.66	1.37	1.35
25	g	605	CHL	C1B-NB	2.66	1.37	1.35
25	g	606	CHL	C1B-NB	2.66	1.37	1.35
22	2	612	CLA	CHD-C4C	2.66	1.45	1.39
22	6	612	CLA	CHD-C4C	2.66	1.45	1.39
22	G	612	CLA	C4D-CHA	2.66	1.47	1.38
22	g	612	CLA	C4D-CHA	2.66	1.47	1.38
25	3	302	CHL	O2D-CED	-2.66	1.39	1.45
25	7	302	CHL	O2D-CED	-2.66	1.39	1.45
25	1	601	CHL	O2D-CED	-2.66	1.39	1.45
25	5	601	CHL	O2D-CED	-2.66	1.39	1.45
22	c	502	CLA	CHD-C4C	2.66	1.45	1.39
22	c	510	CLA	C1B-NB	-2.66	1.32	1.35
25	R	304	CHL	C4B-NB	2.66	1.37	1.35
25	r	304	CHL	C4B-NB	2.66	1.37	1.35
22	S	311	CLA	C4B-CHC	2.66	1.48	1.41
22	s	311	CLA	C4B-CHC	2.66	1.48	1.41
22	B	613	CLA	C4D-CHA	2.66	1.47	1.38
22	Y	612	CLA	C4D-CHA	2.66	1.47	1.38
22	y	612	CLA	C4D-CHA	2.66	1.47	1.38
22	4	303	CLA	C4D-ND	-2.66	1.34	1.37
22	8	303	CLA	C4D-ND	-2.66	1.34	1.37
22	D	404	CLA	CHD-C4C	2.66	1.45	1.39
22	R	303	CLA	CHD-C4C	2.66	1.45	1.39
22	r	303	CLA	CHD-C4C	2.66	1.45	1.39
25	S	306	CHL	O2D-CED	-2.66	1.39	1.45
25	s	306	CHL	O2D-CED	-2.66	1.39	1.45
25	N	609	CHL	CBA-CGA	2.66	1.56	1.50
25	n	609	CHL	CBA-CGA	2.66	1.56	1.50
22	c	501	CLA	CHD-C4C	2.65	1.45	1.39
22	S	310	CLA	CHD-C4C	2.65	1.45	1.39
22	s	310	CLA	CHD-C4C	2.65	1.45	1.39

*Continued on next page...*

*Continued from previous page...*

Mol	Chain	Res	Type	Atoms	Z	Observed(Å)	Ideal(Å)
22	A	403	CLA	CHD-C4C	2.65	1.45	1.39
22	G	603	CLA	C4D-CHA	2.65	1.47	1.38
22	g	603	CLA	C4D-CHA	2.65	1.47	1.38
22	2	604	CLA	C4D-CHA	2.65	1.47	1.38
22	6	604	CLA	C4D-CHA	2.65	1.47	1.38
25	R	306	CHL	O2D-CED	-2.65	1.39	1.45
25	N	605	CHL	O2D-CED	-2.65	1.39	1.45
25	r	306	CHL	O2D-CED	-2.65	1.39	1.45
25	n	605	CHL	O2D-CED	-2.65	1.39	1.45
25	2	606	CHL	O2D-CED	-2.65	1.39	1.45
25	6	606	CHL	O2D-CED	-2.65	1.39	1.45
22	d	404	CLA	C4B-CHC	2.65	1.48	1.41
22	1	602	CLA	C4D-CHA	2.65	1.47	1.38
22	5	602	CLA	C4D-CHA	2.65	1.47	1.38
22	B	613	CLA	CHD-C4C	2.65	1.45	1.39
22	c	502	CLA	C4D-CHA	2.64	1.47	1.38
22	B	616	CLA	C4B-CHC	2.64	1.48	1.41
22	3	312	CLA	C4D-ND	-2.64	1.34	1.37
22	7	312	CLA	C4D-ND	-2.64	1.34	1.37
22	C	509	CLA	C1B-NB	-2.64	1.32	1.35
25	N	607	CHL	C3B-C2B	-2.64	1.36	1.40
25	n	607	CHL	C3B-C2B	-2.64	1.36	1.40
22	c	510	CLA	C4D-CHA	2.64	1.47	1.38
22	b	614	CLA	CHD-C4C	2.64	1.45	1.39
22	S	303	CLA	MG-NA	2.64	2.12	2.06
22	s	303	CLA	MG-NA	2.64	2.12	2.06
22	b	616	CLA	C4D-CHA	2.64	1.47	1.38
22	b	605	CLA	CHD-C4C	2.64	1.45	1.39
22	G	611	CLA	CHD-C4C	2.64	1.45	1.39
22	g	611	CLA	CHD-C4C	2.64	1.45	1.39
22	4	302	CLA	C4B-CHC	2.64	1.48	1.41
22	8	302	CLA	C4B-CHC	2.64	1.48	1.41
22	N	614	CLA	C4B-CHC	2.64	1.48	1.41
22	n	614	CLA	C4B-CHC	2.64	1.48	1.41
22	N	612	CLA	CHD-C4C	2.64	1.45	1.39
22	n	612	CLA	CHD-C4C	2.64	1.45	1.39
25	N	605	CHL	C1B-NB	2.64	1.37	1.35
25	n	605	CHL	C1B-NB	2.64	1.37	1.35
23	D	402	PHO	C3C-C2C	2.64	1.45	1.37
25	Y	607	CHL	C3B-C2B	-2.63	1.36	1.40
25	y	607	CHL	C3B-C2B	-2.63	1.36	1.40
25	N	606	CHL	CBA-CGA	2.63	1.56	1.50

*Continued on next page...*

*Continued from previous page...*

Mol	Chain	Res	Type	Atoms	Z	Observed(Å)	Ideal(Å)
25	n	606	CHL	CBA-CGA	2.63	1.56	1.50
22	b	613	CLA	C4D-CHA	2.63	1.47	1.38
22	2	604	CLA	C4B-CHC	2.63	1.48	1.41
22	6	604	CLA	C4B-CHC	2.63	1.48	1.41
25	G	607	CHL	C1B-NB	2.63	1.37	1.35
25	g	607	CHL	C1B-NB	2.63	1.37	1.35
22	B	612	CLA	MG-NA	2.63	2.12	2.06
25	4	301	CHL	O2D-CED	-2.63	1.39	1.45
25	8	301	CHL	O2D-CED	-2.63	1.39	1.45
25	G	606	CHL	O2D-CED	-2.63	1.39	1.45
25	g	606	CHL	O2D-CED	-2.63	1.39	1.45
22	2	613	CLA	C4D-CHA	2.63	1.47	1.38
22	6	613	CLA	C4D-CHA	2.63	1.47	1.38
25	G	609	CHL	C1B-NB	2.63	1.37	1.35
25	g	609	CHL	C1B-NB	2.63	1.37	1.35
22	B	602	CLA	C4D-CHA	2.63	1.47	1.38
25	1	608	CHL	O2D-CED	-2.63	1.39	1.45
25	5	608	CHL	O2D-CED	-2.63	1.39	1.45
22	3	305	CLA	C4D-CHA	2.63	1.47	1.38
22	7	305	CLA	C4D-CHA	2.63	1.47	1.38
22	G	602	CLA	C4B-CHC	2.63	1.48	1.41
22	g	602	CLA	C4B-CHC	2.63	1.48	1.41
22	2	613	CLA	C4D-ND	-2.63	1.34	1.37
22	6	613	CLA	C4D-ND	-2.63	1.34	1.37
22	b	610	CLA	C4D-CHA	2.63	1.47	1.38
22	b	604	CLA	C1B-NB	-2.63	1.32	1.35
22	c	511	CLA	C4B-CHC	2.62	1.48	1.41
22	S	312	CLA	CHD-C4C	2.62	1.45	1.39
22	s	312	CLA	CHD-C4C	2.62	1.45	1.39
22	b	604	CLA	C4D-CHA	2.62	1.47	1.38
22	C	503	CLA	CHD-C4C	2.62	1.45	1.39
22	C	507	CLA	C4D-CHA	2.62	1.47	1.38
22	B	603	CLA	CHD-C4C	2.62	1.45	1.39
22	B	609	CLA	C4B-CHC	2.62	1.48	1.41
22	a	403	CLA	O2D-CGD	2.62	1.39	1.33
22	c	508	CLA	C4D-CHA	2.62	1.47	1.38
23	d	402	PHO	C3C-C2C	2.62	1.45	1.37
22	G	611	CLA	C4D-CHA	2.62	1.47	1.38
22	g	611	CLA	C4D-CHA	2.62	1.47	1.38
22	N	611	CLA	C4D-CHA	2.62	1.47	1.38
22	n	611	CLA	C4D-CHA	2.62	1.47	1.38
22	Y	613	CLA	C4B-CHC	2.62	1.48	1.41

*Continued on next page...*

*Continued from previous page...*

Mol	Chain	Res	Type	Atoms	Z	Observed(Å)	Ideal(Å)
22	y	613	CLA	C4B-CHC	2.62	1.48	1.41
22	C	501	CLA	C4D-CHA	2.61	1.47	1.38
22	3	303	CLA	C4D-CHA	2.61	1.47	1.38
22	7	303	CLA	C4D-CHA	2.61	1.47	1.38
25	1	606	CHL	O2D-CED	-2.61	1.39	1.45
25	5	606	CHL	O2D-CED	-2.61	1.39	1.45
22	a	402	CLA	C4B-CHC	2.61	1.48	1.41
22	S	301	CLA	C4B-CHC	2.61	1.48	1.41
25	2	606	CHL	CBA-CGA	2.61	1.56	1.50
25	6	606	CHL	CBA-CGA	2.61	1.56	1.50
22	N	612	CLA	C4D-CHA	2.61	1.47	1.38
22	n	612	CLA	C4D-CHA	2.61	1.47	1.38
22	c	507	CLA	C1B-NB	-2.61	1.32	1.35
25	N	605	CHL	C4B-NB	2.61	1.37	1.35
25	n	605	CHL	C4B-NB	2.61	1.37	1.35
22	b	607	CLA	CHD-C4C	2.61	1.45	1.39
22	N	602	CLA	CHD-C4C	2.61	1.45	1.39
22	n	602	CLA	CHD-C4C	2.61	1.45	1.39
22	3	310	CLA	CHD-C4C	2.61	1.45	1.39
22	7	310	CLA	CHD-C4C	2.61	1.45	1.39
22	N	613	CLA	CHD-C4C	2.61	1.45	1.39
22	n	613	CLA	CHD-C4C	2.61	1.45	1.39
25	4	306	CHL	O2D-CED	-2.61	1.39	1.45
25	8	306	CHL	O2D-CED	-2.61	1.39	1.45
22	D	403	CLA	C1B-NB	-2.61	1.32	1.35
22	C	506	CLA	C4D-CHA	2.61	1.47	1.38
22	N	604	CLA	CHD-C4C	2.61	1.45	1.39
22	n	604	CLA	CHD-C4C	2.61	1.45	1.39
22	c	512	CLA	C4D-CHA	2.61	1.47	1.38
25	G	605	CHL	O2D-CED	-2.60	1.39	1.45
25	g	605	CHL	O2D-CED	-2.60	1.39	1.45
22	Y	602	CLA	O2D-CGD	2.60	1.39	1.33
22	y	602	CLA	O2D-CGD	2.60	1.39	1.33
22	c	501	CLA	C4D-CHA	2.60	1.47	1.38
22	R	310	CLA	C4D-CHA	2.60	1.47	1.38
22	r	310	CLA	C4D-CHA	2.60	1.47	1.38
22	B	614	CLA	C4D-CHA	2.60	1.47	1.38
22	2	611	CLA	C4D-ND	-2.60	1.34	1.37
22	6	611	CLA	C4D-ND	-2.60	1.34	1.37
22	Y	612	CLA	C3B-C2B	2.60	1.44	1.40
22	y	612	CLA	C3B-C2B	2.60	1.44	1.40
22	B	601	CLA	CHD-C4C	2.60	1.45	1.39

*Continued on next page...*

*Continued from previous page...*

Mol	Chain	Res	Type	Atoms	Z	Observed(Å)	Ideal(Å)
22	R	309	CLA	C4B-CHC	2.60	1.48	1.41
22	r	309	CLA	C4B-CHC	2.60	1.48	1.41
22	2	602	CLA	C4D-CHA	2.60	1.47	1.38
22	6	602	CLA	C4D-CHA	2.60	1.47	1.38
22	A	405	CLA	C4B-CHC	2.60	1.48	1.41
22	B	607	CLA	CHD-C4C	2.59	1.45	1.39
22	R	307	CLA	C4D-CHA	2.59	1.47	1.38
22	r	307	CLA	C4D-CHA	2.59	1.47	1.38
22	Y	610	CLA	C4B-CHC	2.59	1.48	1.41
22	y	610	CLA	C4B-CHC	2.59	1.48	1.41
22	C	510	CLA	C4D-CHA	2.59	1.47	1.38
23	a	404	PHO	O2D-CGD	2.59	1.39	1.33
22	R	307	CLA	C4B-CHC	2.59	1.48	1.41
22	r	307	CLA	C4B-CHC	2.59	1.48	1.41
22	C	505	CLA	CHD-C4C	2.59	1.45	1.39
22	a	402	CLA	C1B-NB	-2.59	1.32	1.35
22	b	601	CLA	C4D-CHA	2.59	1.47	1.38
23	a	404	PHO	C3C-C2C	2.59	1.45	1.37
25	4	307	CHL	O2D-CED	-2.59	1.39	1.45
25	8	307	CHL	O2D-CED	-2.59	1.39	1.45
22	1	604	CLA	C4D-CHA	2.59	1.47	1.38
22	5	604	CLA	C4D-CHA	2.59	1.47	1.38
22	c	506	CLA	C4D-CHA	2.59	1.47	1.38
22	C	512	CLA	C4D-CHA	2.58	1.47	1.38
22	b	603	CLA	O2D-CGD	2.58	1.39	1.33
22	Y	604	CLA	C1B-NB	-2.58	1.32	1.35
22	y	604	CLA	C1B-NB	-2.58	1.32	1.35
22	N	613	CLA	C4D-CHA	2.58	1.47	1.38
22	n	613	CLA	C4D-CHA	2.58	1.47	1.38
25	3	309	CHL	O2D-CED	-2.58	1.39	1.45
25	7	309	CHL	O2D-CED	-2.58	1.39	1.45
22	B	611	CLA	C4B-CHC	2.58	1.48	1.41
22	b	608	CLA	C4B-CHC	2.58	1.48	1.41
22	R	311	CLA	O2D-CGD	2.58	1.39	1.33
22	r	311	CLA	O2D-CGD	2.58	1.39	1.33
22	1	610	CLA	CHD-C4C	2.58	1.45	1.39
22	5	610	CLA	CHD-C4C	2.58	1.45	1.39
22	4	309	CLA	CHD-C4C	2.58	1.45	1.39
22	8	309	CLA	CHD-C4C	2.58	1.45	1.39
22	A	403	CLA	O2D-CGD	2.58	1.39	1.33
22	B	607	CLA	C4D-CHA	2.58	1.47	1.38
25	R	305	CHL	O2D-CED	-2.58	1.39	1.45

*Continued on next page...*

*Continued from previous page...*

Mol	Chain	Res	Type	Atoms	Z	Observed(Å)	Ideal(Å)
25	r	305	CHL	O2D-CED	-2.58	1.39	1.45
22	D	404	CLA	C4B-CHC	2.58	1.48	1.41
25	Y	605	CHL	C1B-NB	2.57	1.37	1.35
25	y	605	CHL	C1B-NB	2.57	1.37	1.35
22	b	606	CLA	CHD-C1D	2.57	1.43	1.38
25	4	308	CHL	C3B-C2B	-2.57	1.36	1.40
25	8	308	CHL	C3B-C2B	-2.57	1.36	1.40
22	G	610	CLA	C4D-CHA	2.57	1.47	1.38
22	g	610	CLA	C4D-CHA	2.57	1.47	1.38
25	S	308	CHL	C4B-NB	2.57	1.37	1.35
25	s	308	CHL	C4B-NB	2.57	1.37	1.35
22	B	606	CLA	CHD-C4C	2.57	1.45	1.39
25	G	609	CHL	C4B-NB	2.57	1.37	1.35
25	g	609	CHL	C4B-NB	2.57	1.37	1.35
25	3	309	CHL	CBA-CGA	2.57	1.56	1.50
25	7	309	CHL	CBA-CGA	2.57	1.56	1.50
22	D	401	CLA	CHD-C4C	2.57	1.45	1.39
25	1	609	CHL	O2D-CED	-2.57	1.39	1.45
25	5	609	CHL	O2D-CED	-2.57	1.39	1.45
22	Y	610	CLA	C4D-CHA	2.57	1.47	1.38
22	y	610	CLA	C4D-CHA	2.57	1.47	1.38
22	1	614	CLA	C4C-C3C	2.57	1.49	1.45
22	5	614	CLA	C4C-C3C	2.57	1.49	1.45
22	G	613	CLA	C4B-CHC	2.57	1.48	1.41
22	g	613	CLA	C4B-CHC	2.57	1.48	1.41
23	A	404	PHO	C3D-C2D	2.57	1.44	1.39
22	c	505	CLA	MG-NA	2.57	2.12	2.06
22	N	613	CLA	C4B-CHC	2.57	1.48	1.41
22	Y	602	CLA	C4B-CHC	2.57	1.48	1.41
22	n	613	CLA	C4B-CHC	2.57	1.48	1.41
22	y	602	CLA	C4B-CHC	2.57	1.48	1.41
25	N	601	CHL	C4B-NB	2.57	1.37	1.35
25	n	601	CHL	C4B-NB	2.57	1.37	1.35
25	3	301	CHL	CBA-CGA	2.57	1.56	1.50
25	7	301	CHL	CBA-CGA	2.57	1.56	1.50
25	4	305	CHL	CBA-CGA	2.57	1.56	1.50
25	8	305	CHL	CBA-CGA	2.57	1.56	1.50
22	Y	603	CLA	C4D-CHA	2.56	1.47	1.38
22	y	603	CLA	C4D-CHA	2.56	1.47	1.38
22	B	612	CLA	C4B-CHC	2.56	1.48	1.41
22	G	614	CLA	C4D-CHA	2.56	1.47	1.38
22	g	614	CLA	C4D-CHA	2.56	1.47	1.38

*Continued on next page...*

*Continued from previous page...*

Mol	Chain	Res	Type	Atoms	Z	Observed(Å)	Ideal(Å)
22	B	615	CLA	C4D-CHA	2.56	1.47	1.38
22	1	614	CLA	C4B-CHC	2.56	1.48	1.41
22	5	614	CLA	C4B-CHC	2.56	1.48	1.41
22	C	508	CLA	CHD-C4C	2.56	1.45	1.39
22	c	507	CLA	C4D-CHA	2.56	1.47	1.38
23	A	404	PHO	O2D-CGD	2.56	1.39	1.33
25	3	306	CHL	O2D-CED	-2.56	1.39	1.45
25	7	306	CHL	O2D-CED	-2.56	1.39	1.45
22	Y	603	CLA	CHD-C4C	2.56	1.45	1.39
22	y	603	CLA	CHD-C4C	2.56	1.45	1.39
22	2	609	CLA	CHD-C4C	2.56	1.45	1.39
22	6	609	CLA	CHD-C4C	2.56	1.45	1.39
25	1	609	CHL	CBA-CGA	2.56	1.56	1.50
25	5	609	CHL	CBA-CGA	2.56	1.56	1.50
22	c	503	CLA	C4D-CHA	2.56	1.47	1.38
22	1	614	CLA	O2D-CGD	2.55	1.39	1.33
22	5	614	CLA	O2D-CGD	2.55	1.39	1.33
22	N	603	CLA	C4D-CHA	2.55	1.47	1.38
22	n	603	CLA	C4D-CHA	2.55	1.47	1.38
22	1	604	CLA	C4B-CHC	2.55	1.48	1.41
22	5	604	CLA	C4B-CHC	2.55	1.48	1.41
22	N	602	CLA	C4B-CHC	2.55	1.48	1.41
22	n	602	CLA	C4B-CHC	2.55	1.48	1.41
22	b	610	CLA	C4B-CHC	2.55	1.48	1.41
22	b	613	CLA	CHD-C4C	2.55	1.45	1.39
22	3	314	CLA	C4D-ND	-2.55	1.34	1.37
22	7	314	CLA	C4D-ND	-2.55	1.34	1.37
25	1	607	CHL	CBA-CGA	2.55	1.56	1.50
25	5	607	CHL	CBA-CGA	2.55	1.56	1.50
22	R	301	CLA	CHD-C4C	2.55	1.45	1.39
22	r	301	CLA	CHD-C4C	2.55	1.45	1.39
22	S	314	CLA	CHD-C4C	2.55	1.45	1.39
22	s	314	CLA	CHD-C4C	2.55	1.45	1.39
22	B	604	CLA	C4D-CHA	2.55	1.47	1.38
22	R	307	CLA	C1B-NB	-2.55	1.32	1.35
22	r	307	CLA	C1B-NB	-2.55	1.32	1.35
22	d	401	CLA	C4B-CHC	2.55	1.48	1.41
25	N	601	CHL	C1B-NB	2.54	1.37	1.35
25	n	601	CHL	C1B-NB	2.54	1.37	1.35
25	2	605	CHL	O2D-CED	-2.54	1.39	1.45
25	6	605	CHL	O2D-CED	-2.54	1.39	1.45
25	Y	609	CHL	O2D-CED	-2.54	1.39	1.45

*Continued on next page...*



*Continued from previous page...*

Mol	Chain	Res	Type	Atoms	Z	Observed(Å)	Ideal(Å)
25	y	609	CHL	O2D-CED	-2.54	1.39	1.45
25	S	306	CHL	C3B-C2B	-2.54	1.36	1.40
25	s	306	CHL	C3B-C2B	-2.54	1.36	1.40
22	R	309	CLA	C4D-CHA	2.54	1.47	1.38
22	r	309	CLA	C4D-CHA	2.54	1.47	1.38
22	C	502	CLA	CHD-C4C	2.54	1.45	1.39
25	Y	607	CHL	CBA-CGA	2.54	1.56	1.50
25	y	607	CHL	CBA-CGA	2.54	1.56	1.50
22	B	603	CLA	C4D-CHA	2.54	1.47	1.38
22	S	305	CLA	C1B-NB	-2.54	1.32	1.35
22	s	305	CLA	C1B-NB	-2.54	1.32	1.35
22	b	603	CLA	C4B-CHC	2.54	1.48	1.41
25	R	304	CHL	CBA-CGA	2.54	1.56	1.50
25	r	304	CHL	CBA-CGA	2.54	1.56	1.50
22	B	610	CLA	C4D-CHA	2.54	1.47	1.38
22	C	508	CLA	C4C-C3C	2.54	1.49	1.45
22	b	610	CLA	C4C-C3C	2.54	1.49	1.45
22	4	309	CLA	C4D-CHA	2.54	1.47	1.38
22	8	309	CLA	C4D-CHA	2.54	1.47	1.38
22	G	611	CLA	C4B-CHC	2.54	1.48	1.41
22	g	611	CLA	C4B-CHC	2.54	1.48	1.41
22	B	606	CLA	C4D-CHA	2.53	1.47	1.38
22	B	613	CLA	O2D-CGD	2.53	1.39	1.33
22	d	403	CLA	CHD-C4C	2.53	1.45	1.39
22	G	613	CLA	CHD-C4C	2.53	1.45	1.39
22	g	613	CLA	CHD-C4C	2.53	1.45	1.39
22	b	608	CLA	C1B-NB	-2.53	1.32	1.35
22	G	613	CLA	C4D-CHA	2.53	1.47	1.38
22	g	613	CLA	C4D-CHA	2.53	1.47	1.38
25	S	307	CHL	CBA-CGA	2.53	1.56	1.50
25	s	307	CHL	CBA-CGA	2.53	1.56	1.50
22	C	511	CLA	C4B-CHC	2.53	1.48	1.41
22	S	304	CLA	C4D-CHA	2.53	1.47	1.38
22	s	304	CLA	C4D-CHA	2.53	1.47	1.38
22	b	615	CLA	C4D-CHA	2.53	1.47	1.38
22	Y	602	CLA	CHD-C4C	2.53	1.45	1.39
22	y	602	CLA	CHD-C4C	2.53	1.45	1.39
22	c	510	CLA	C4B-CHC	2.53	1.48	1.41
22	c	507	CLA	CHD-C4C	2.53	1.45	1.39
22	Y	614	CLA	CHD-C4C	2.53	1.45	1.39
22	y	614	CLA	CHD-C4C	2.53	1.45	1.39
22	Y	613	CLA	CHD-C4C	2.53	1.45	1.39

*Continued on next page...*



*Continued from previous page...*

Mol	Chain	Res	Type	Atoms	Z	Observed(Å)	Ideal(Å)
22	y	613	CLA	CHD-C4C	2.53	1.45	1.39
22	N	611	CLA	C4B-CHC	2.53	1.48	1.41
22	n	611	CLA	C4B-CHC	2.53	1.48	1.41
25	N	605	CHL	C3B-C2B	-2.53	1.36	1.40
25	n	605	CHL	C3B-C2B	-2.53	1.36	1.40
22	Y	602	CLA	C1B-NB	-2.53	1.33	1.35
22	y	602	CLA	C1B-NB	-2.53	1.33	1.35
25	Y	607	CHL	C4B-NB	2.53	1.37	1.35
25	y	607	CHL	C4B-NB	2.53	1.37	1.35
22	a	405	CLA	C4D-CHA	2.52	1.47	1.38
22	C	509	CLA	C4D-CHA	2.52	1.47	1.38
22	D	401	CLA	C4D-CHA	2.52	1.47	1.38
22	S	313	CLA	CHD-C4C	2.52	1.45	1.39
22	s	313	CLA	CHD-C4C	2.52	1.45	1.39
22	A	405	CLA	C4D-CHA	2.52	1.47	1.38
22	B	612	CLA	C4D-CHA	2.52	1.47	1.38
22	2	609	CLA	O2D-CGD	2.52	1.39	1.33
22	6	609	CLA	O2D-CGD	2.52	1.39	1.33
22	B	615	CLA	C1B-NB	-2.52	1.33	1.35
22	c	509	CLA	C1B-NB	-2.52	1.33	1.35
22	b	606	CLA	C4D-CHA	2.52	1.47	1.38
22	c	510	CLA	CHD-C4C	2.52	1.45	1.39
25	N	607	CHL	C4B-NB	2.52	1.37	1.35
25	n	607	CHL	C4B-NB	2.52	1.37	1.35
22	R	308	CLA	CHD-C4C	2.52	1.45	1.39
22	r	308	CLA	CHD-C4C	2.52	1.45	1.39
22	S	303	CLA	CHD-C4C	2.52	1.45	1.39
22	s	303	CLA	CHD-C4C	2.52	1.45	1.39
25	R	306	CHL	C1B-NB	2.52	1.37	1.35
25	r	306	CHL	C1B-NB	2.52	1.37	1.35
22	c	505	CLA	CHD-C4C	2.52	1.45	1.39
22	a	403	CLA	C4D-CHA	2.52	1.47	1.38
25	Y	601	CHL	CBA-CGA	2.52	1.56	1.50
25	y	601	CHL	CBA-CGA	2.52	1.56	1.50
25	G	608	CHL	CBA-CGA	2.52	1.56	1.50
25	g	608	CHL	CBA-CGA	2.52	1.56	1.50
22	C	510	CLA	CHD-C4C	2.51	1.45	1.39
22	N	602	CLA	C1B-NB	-2.51	1.33	1.35
22	n	602	CLA	C1B-NB	-2.51	1.33	1.35
22	S	314	CLA	C4D-CHA	2.51	1.47	1.38
22	s	314	CLA	C4D-CHA	2.51	1.47	1.38
22	B	605	CLA	CHD-C4C	2.51	1.45	1.39

*Continued on next page...*

*Continued from previous page...*

Mol	Chain	Res	Type	Atoms	Z	Observed(Å)	Ideal(Å)
22	a	402	CLA	C4D-CHA	2.51	1.47	1.38
22	Y	602	CLA	C4D-CHA	2.51	1.47	1.38
22	y	602	CLA	C4D-CHA	2.51	1.47	1.38
22	c	502	CLA	C4B-CHC	2.51	1.48	1.41
22	4	309	CLA	O2D-CGD	2.51	1.39	1.33
22	8	309	CLA	O2D-CGD	2.51	1.39	1.33
22	c	508	CLA	CHD-C4C	2.51	1.45	1.39
22	B	602	CLA	C4D-ND	-2.51	1.34	1.37
22	d	401	CLA	C4D-CHA	2.50	1.47	1.38
25	2	608	CHL	C3B-C2B	-2.50	1.36	1.40
25	6	608	CHL	C3B-C2B	-2.50	1.36	1.40
22	Y	611	CLA	C4B-CHC	2.50	1.47	1.41
22	y	611	CLA	C4B-CHC	2.50	1.47	1.41
22	b	610	CLA	C1B-NB	-2.50	1.33	1.35
25	S	302	CHL	C4B-NB	2.50	1.37	1.35
25	s	302	CHL	C4B-NB	2.50	1.37	1.35
25	4	306	CHL	CBA-CGA	2.50	1.56	1.50
25	8	306	CHL	CBA-CGA	2.50	1.56	1.50
22	G	604	CLA	C4D-CHA	2.50	1.47	1.38
22	g	604	CLA	C4D-CHA	2.50	1.47	1.38
22	N	610	CLA	C4D-CHA	2.50	1.47	1.38
22	n	610	CLA	C4D-CHA	2.50	1.47	1.38
22	A	402	CLA	C4B-CHC	2.50	1.47	1.41
22	b	609	CLA	C4D-CHA	2.50	1.47	1.38
25	3	302	CHL	C3B-C2B	-2.50	1.36	1.40
25	7	302	CHL	C3B-C2B	-2.50	1.36	1.40
22	b	613	CLA	O2D-CGD	2.50	1.39	1.33
22	4	309	CLA	C4D-ND	-2.50	1.34	1.37
22	8	309	CLA	C4D-ND	-2.50	1.34	1.37
22	b	616	CLA	O2D-CGD	2.50	1.39	1.33
22	N	612	CLA	C4B-CHC	2.49	1.47	1.41
22	n	612	CLA	C4B-CHC	2.49	1.47	1.41
25	Y	606	CHL	C3B-C2B	-2.49	1.36	1.40
25	y	606	CHL	C3B-C2B	-2.49	1.36	1.40
25	G	609	CHL	O2D-CED	-2.49	1.39	1.45
25	g	609	CHL	O2D-CED	-2.49	1.39	1.45
22	b	614	CLA	C4B-CHC	2.49	1.47	1.41
22	b	616	CLA	C4C-C3C	2.49	1.49	1.45
22	B	610	CLA	C4B-CHC	2.49	1.47	1.41
22	S	313	CLA	C4B-CHC	2.49	1.47	1.41
22	s	313	CLA	C4B-CHC	2.49	1.47	1.41
22	B	608	CLA	CHD-C4C	2.49	1.44	1.39

*Continued on next page...*

*Continued from previous page...*

Mol	Chain	Res	Type	Atoms	Z	Observed(Å)	Ideal(Å)
25	N	609	CHL	O2D-CED	-2.49	1.39	1.45
25	n	609	CHL	O2D-CED	-2.49	1.39	1.45
22	b	603	CLA	C4D-CHA	2.49	1.47	1.38
22	R	307	CLA	CHD-C4C	2.49	1.44	1.39
22	r	307	CLA	CHD-C4C	2.49	1.44	1.39
22	R	303	CLA	C4D-CHA	2.49	1.47	1.38
22	r	303	CLA	C4D-CHA	2.49	1.47	1.38
22	a	405	CLA	C4B-CHC	2.49	1.47	1.41
22	b	609	CLA	C3B-C2B	2.49	1.43	1.40
22	4	302	CLA	CHD-C4C	2.49	1.44	1.39
22	8	302	CLA	CHD-C4C	2.49	1.44	1.39
22	G	612	CLA	O2D-CGD	2.49	1.39	1.33
22	g	612	CLA	O2D-CGD	2.49	1.39	1.33
25	1	601	CHL	CBA-CGA	2.49	1.56	1.50
25	5	601	CHL	CBA-CGA	2.49	1.56	1.50
22	B	609	CLA	C1B-NB	-2.49	1.33	1.35
22	c	504	CLA	C4D-CHA	2.48	1.47	1.38
22	2	609	CLA	C4D-ND	-2.48	1.34	1.37
22	6	609	CLA	C4D-ND	-2.48	1.34	1.37
25	N	609	CHL	C3B-C2B	-2.48	1.36	1.40
25	n	609	CHL	C3B-C2B	-2.48	1.36	1.40
22	C	505	CLA	C4D-CHA	2.48	1.47	1.38
25	2	601	CHL	C3B-C2B	-2.48	1.36	1.40
25	6	601	CHL	C3B-C2B	-2.48	1.36	1.40
22	A	403	CLA	C4D-CHA	2.48	1.47	1.38
22	c	509	CLA	CHD-C4C	2.48	1.44	1.39
22	c	512	CLA	C4B-CHC	2.48	1.47	1.41
22	c	509	CLA	C4D-CHA	2.48	1.47	1.38
22	c	506	CLA	C3B-C2B	2.48	1.43	1.40
22	c	506	CLA	CHD-C4C	2.48	1.44	1.39
22	S	301	CLA	CHD-C4C	2.48	1.44	1.39
22	b	608	CLA	C4D-CHA	2.48	1.47	1.38
22	S	305	CLA	C4B-CHC	2.48	1.47	1.41
22	s	305	CLA	C4B-CHC	2.48	1.47	1.41
22	B	605	CLA	C4D-CHA	2.48	1.47	1.38
25	3	307	CHL	CBA-CGA	2.47	1.56	1.50
25	7	307	CHL	CBA-CGA	2.47	1.56	1.50
22	4	310	CLA	C4D-ND	-2.47	1.34	1.37
22	8	310	CLA	C4D-ND	-2.47	1.34	1.37
22	C	507	CLA	CHD-C4C	2.47	1.44	1.39
22	S	314	CLA	C4B-CHC	2.47	1.47	1.41
22	s	314	CLA	C4B-CHC	2.47	1.47	1.41

*Continued on next page...*

*Continued from previous page...*

Mol	Chain	Res	Type	Atoms	Z	Observed(Å)	Ideal(Å)
22	1	610	CLA	C4D-ND	-2.47	1.34	1.37
22	5	610	CLA	C4D-ND	-2.47	1.34	1.37
25	4	307	CHL	C3B-C2B	-2.47	1.36	1.40
25	8	307	CHL	C3B-C2B	-2.47	1.36	1.40
22	Y	611	CLA	C4D-CHA	2.47	1.47	1.38
22	y	611	CLA	C4D-CHA	2.47	1.47	1.38
22	2	613	CLA	O2D-CGD	2.47	1.39	1.33
22	6	613	CLA	O2D-CGD	2.47	1.39	1.33
22	B	610	CLA	C1B-NB	-2.47	1.33	1.35
22	b	614	CLA	C4D-CHA	2.47	1.47	1.38
25	3	308	CHL	CBA-CGA	2.47	1.56	1.50
25	7	308	CHL	CBA-CGA	2.47	1.56	1.50
25	N	608	CHL	C4B-NB	2.47	1.37	1.35
25	n	608	CHL	C4B-NB	2.47	1.37	1.35
25	S	302	CHL	CBA-CGA	2.47	1.56	1.50
25	s	302	CHL	CBA-CGA	2.47	1.56	1.50
22	c	506	CLA	C4B-CHC	2.47	1.47	1.41
22	A	405	CLA	CHD-C4C	2.47	1.44	1.39
22	c	504	CLA	C4B-CHC	2.47	1.47	1.41
22	3	312	CLA	O2D-CGD	2.47	1.39	1.33
22	7	312	CLA	O2D-CGD	2.47	1.39	1.33
22	D	401	CLA	C4B-CHC	2.47	1.47	1.41
22	C	510	CLA	O2D-CGD	2.47	1.39	1.33
25	4	306	CHL	C3B-C2B	-2.47	1.36	1.40
25	8	306	CHL	C3B-C2B	-2.47	1.36	1.40
22	C	507	CLA	C4B-CHC	2.47	1.47	1.41
22	C	505	CLA	C1B-NB	-2.47	1.33	1.35
22	C	511	CLA	C4D-CHA	2.47	1.47	1.38
25	1	608	CHL	CBA-CGA	2.47	1.56	1.50
25	5	608	CHL	CBA-CGA	2.47	1.56	1.50
22	S	309	CLA	C4D-CHA	2.46	1.47	1.38
22	s	309	CLA	C4D-CHA	2.46	1.47	1.38
22	3	314	CLA	O2D-CGD	2.46	1.39	1.33
22	7	314	CLA	O2D-CGD	2.46	1.39	1.33
25	Y	607	CHL	C1B-NB	2.46	1.37	1.35
25	y	607	CHL	C1B-NB	2.46	1.37	1.35
22	R	302	CLA	O2D-CGD	2.46	1.39	1.33
22	r	302	CLA	O2D-CGD	2.46	1.39	1.33
22	3	310	CLA	O2D-CGD	2.46	1.39	1.33
22	7	310	CLA	O2D-CGD	2.46	1.39	1.33
22	c	503	CLA	C4B-CHC	2.46	1.47	1.41
22	c	512	CLA	C1B-NB	-2.46	1.33	1.35

*Continued on next page...*

*Continued from previous page...*

Mol	Chain	Res	Type	Atoms	Z	Observed(Å)	Ideal(Å)
25	R	306	CHL	CBA-CGA	2.46	1.56	1.50
25	r	306	CHL	CBA-CGA	2.46	1.56	1.50
22	1	612	CLA	O2D-CGD	2.46	1.39	1.33
22	2	602	CLA	O2D-CGD	2.46	1.39	1.33
22	3	303	CLA	O2D-CGD	2.46	1.39	1.33
22	5	612	CLA	O2D-CGD	2.46	1.39	1.33
22	6	602	CLA	O2D-CGD	2.46	1.39	1.33
22	7	303	CLA	O2D-CGD	2.46	1.39	1.33
22	R	311	CLA	C4D-CHA	2.46	1.47	1.38
22	r	311	CLA	C4D-CHA	2.46	1.47	1.38
25	S	307	CHL	C1B-NB	2.46	1.37	1.35
25	s	307	CHL	C1B-NB	2.46	1.37	1.35
22	G	602	CLA	C4D-CHA	2.45	1.47	1.38
22	g	602	CLA	C4D-CHA	2.45	1.47	1.38
22	b	602	CLA	C4D-CHA	2.45	1.47	1.38
22	b	611	CLA	C4D-CHA	2.45	1.47	1.38
22	d	404	CLA	C4D-CHA	2.45	1.47	1.38
22	B	605	CLA	C4B-CHC	2.45	1.47	1.41
25	N	608	CHL	CBA-CGA	2.45	1.56	1.50
25	n	608	CHL	CBA-CGA	2.45	1.56	1.50
25	G	601	CHL	C3B-C2B	-2.45	1.37	1.40
25	g	601	CHL	C3B-C2B	-2.45	1.37	1.40
22	C	508	CLA	O2D-CGD	2.45	1.39	1.33
22	N	612	CLA	C1B-NB	-2.45	1.33	1.35
22	n	612	CLA	C1B-NB	-2.45	1.33	1.35
25	N	601	CHL	CBA-CGA	2.45	1.56	1.50
25	n	601	CHL	CBA-CGA	2.45	1.56	1.50
25	1	615	CHL	CBA-CGA	2.45	1.56	1.50
25	5	615	CHL	CBA-CGA	2.45	1.56	1.50
22	B	609	CLA	C4D-CHA	2.45	1.47	1.38
22	B	603	CLA	C4B-CHC	2.45	1.47	1.41
22	c	508	CLA	O2D-CGD	2.45	1.39	1.33
22	1	613	CLA	O2D-CGD	2.45	1.39	1.33
22	5	613	CLA	O2D-CGD	2.45	1.39	1.33
22	1	610	CLA	O2D-CGD	2.45	1.39	1.33
22	5	610	CLA	O2D-CGD	2.45	1.39	1.33
22	2	603	CLA	O2D-CGD	2.45	1.39	1.33
22	6	603	CLA	O2D-CGD	2.45	1.39	1.33
22	N	612	CLA	O2D-CGD	2.45	1.39	1.33
22	n	612	CLA	O2D-CGD	2.45	1.39	1.33
22	d	401	CLA	CHD-C4C	2.45	1.44	1.39
22	R	301	CLA	C4D-CHA	2.45	1.47	1.38

*Continued on next page...*

*Continued from previous page...*

Mol	Chain	Res	Type	Atoms	Z	Observed(Å)	Ideal(Å)
22	r	301	CLA	C4D-CHA	2.45	1.47	1.38
22	c	503	CLA	CHD-C4C	2.45	1.44	1.39
25	2	607	CHL	C3B-C2B	-2.44	1.37	1.40
25	6	607	CHL	C3B-C2B	-2.44	1.37	1.40
22	b	607	CLA	O2D-CGD	2.44	1.39	1.33
22	G	602	CLA	CHD-C4C	2.44	1.44	1.39
22	g	602	CLA	CHD-C4C	2.44	1.44	1.39
22	b	607	CLA	C4B-CHC	2.44	1.47	1.41
22	2	604	CLA	C4C-C3C	2.44	1.49	1.45
22	6	604	CLA	C4C-C3C	2.44	1.49	1.45
22	s	301	CLA	C4D-CHA	2.44	1.47	1.38
22	1	602	CLA	O2D-CGD	2.44	1.39	1.33
22	5	602	CLA	O2D-CGD	2.44	1.39	1.33
22	b	612	CLA	C4D-CHA	2.44	1.47	1.38
22	3	305	CLA	C4C-C3C	2.44	1.49	1.45
22	7	305	CLA	C4C-C3C	2.44	1.49	1.45
22	B	615	CLA	MG-NA	2.44	2.12	2.06
22	Y	603	CLA	C4B-CHC	2.44	1.47	1.41
22	y	603	CLA	C4B-CHC	2.44	1.47	1.41
22	G	603	CLA	C4B-CHC	2.44	1.47	1.41
22	g	603	CLA	C4B-CHC	2.44	1.47	1.41
25	S	308	CHL	C1B-NB	2.44	1.37	1.35
25	s	308	CHL	C1B-NB	2.44	1.37	1.35
22	Y	614	CLA	C4B-CHC	2.44	1.47	1.41
22	y	614	CLA	C4B-CHC	2.44	1.47	1.41
22	B	601	CLA	C4D-CHA	2.44	1.47	1.38
22	N	603	CLA	C4B-CHC	2.44	1.47	1.41
22	n	603	CLA	C4B-CHC	2.44	1.47	1.41
22	C	503	CLA	C4D-CHA	2.44	1.47	1.38
22	N	614	CLA	O2D-CGD	2.44	1.39	1.33
22	n	614	CLA	O2D-CGD	2.44	1.39	1.33
22	4	304	CLA	O2D-CGD	2.44	1.39	1.33
22	8	304	CLA	O2D-CGD	2.44	1.39	1.33
22	b	601	CLA	CHD-C4C	2.44	1.44	1.39
25	G	606	CHL	CBA-CGA	2.43	1.56	1.50
25	g	606	CHL	CBA-CGA	2.43	1.56	1.50
22	N	604	CLA	C1B-NB	-2.43	1.33	1.35
22	n	604	CLA	C1B-NB	-2.43	1.33	1.35
22	S	305	CLA	C4D-CHA	2.43	1.47	1.38
22	s	305	CLA	C4D-CHA	2.43	1.47	1.38
22	c	503	CLA	C1B-NB	-2.43	1.33	1.35
25	1	607	CHL	C3B-C2B	-2.43	1.37	1.40

*Continued on next page...*

*Continued from previous page...*

Mol	Chain	Res	Type	Atoms	Z	Observed(Å)	Ideal(Å)
25	5	607	CHL	C3B-C2B	-2.43	1.37	1.40
22	2	604	CLA	O2D-CGD	2.43	1.39	1.33
22	6	604	CLA	O2D-CGD	2.43	1.39	1.33
22	C	511	CLA	O2D-CGD	2.43	1.39	1.33
22	2	610	CLA	O2D-CGD	2.43	1.39	1.33
22	6	610	CLA	O2D-CGD	2.43	1.39	1.33
22	c	511	CLA	C4D-CHA	2.43	1.47	1.38
22	c	512	CLA	CHD-C4C	2.43	1.44	1.39
22	Y	614	CLA	C4D-CHA	2.43	1.47	1.38
22	y	614	CLA	C4D-CHA	2.43	1.47	1.38
22	S	303	CLA	C4D-CHA	2.43	1.47	1.38
22	s	303	CLA	C4D-CHA	2.43	1.47	1.38
22	2	611	CLA	O2D-CGD	2.43	1.39	1.33
22	6	611	CLA	O2D-CGD	2.43	1.39	1.33
24	e	101	HEM	FE-NB	2.43	2.08	1.96
25	4	307	CHL	CBA-CGA	2.43	1.56	1.50
25	8	307	CHL	CBA-CGA	2.43	1.56	1.50
25	2	608	CHL	C4D-CHA	2.42	1.47	1.38
25	6	608	CHL	C4D-CHA	2.42	1.47	1.38
22	S	304	CLA	O2D-CGD	2.42	1.39	1.33
22	s	304	CLA	O2D-CGD	2.42	1.39	1.33
22	B	611	CLA	C4D-CHA	2.42	1.47	1.38
22	S	301	CLA	O2D-CGD	2.42	1.39	1.33
22	4	310	CLA	O2D-CGD	2.42	1.39	1.33
22	8	310	CLA	O2D-CGD	2.42	1.39	1.33
25	R	306	CHL	C3B-C2B	-2.42	1.37	1.40
25	r	306	CHL	C3B-C2B	-2.42	1.37	1.40
22	B	606	CLA	C4B-CHC	2.42	1.47	1.41
23	D	402	PHO	C3D-C2D	2.42	1.43	1.39
22	R	303	CLA	C4B-CHC	2.42	1.47	1.41
22	r	303	CLA	C4B-CHC	2.42	1.47	1.41
22	b	609	CLA	O2D-CGD	2.42	1.39	1.33
25	G	607	CHL	CBA-CGA	2.42	1.56	1.50
25	g	607	CHL	CBA-CGA	2.42	1.56	1.50
22	S	313	CLA	C1B-NB	-2.42	1.33	1.35
22	s	313	CLA	C1B-NB	-2.42	1.33	1.35
22	N	602	CLA	C4D-CHA	2.42	1.47	1.38
22	n	602	CLA	C4D-CHA	2.42	1.47	1.38
25	Y	608	CHL	CBA-CGA	2.42	1.56	1.50
25	y	608	CHL	CBA-CGA	2.42	1.56	1.50
22	1	611	CLA	O2D-CGD	2.42	1.39	1.33
22	5	611	CLA	O2D-CGD	2.42	1.39	1.33

*Continued on next page...*



*Continued from previous page...*

Mol	Chain	Res	Type	Atoms	Z	Observed(Å)	Ideal(Å)
25	N	606	CHL	C1B-NB	2.41	1.37	1.35
25	n	606	CHL	C1B-NB	2.41	1.37	1.35
22	1	603	CLA	O2D-CGD	2.41	1.39	1.33
22	5	603	CLA	O2D-CGD	2.41	1.39	1.33
22	b	606	CLA	C4D-ND	-2.41	1.34	1.37
22	3	311	CLA	O2D-CGD	2.41	1.39	1.33
22	7	311	CLA	O2D-CGD	2.41	1.39	1.33
22	S	312	CLA	C4B-CHC	2.41	1.47	1.41
22	s	312	CLA	C4B-CHC	2.41	1.47	1.41
22	Y	603	CLA	O2D-CGD	2.41	1.39	1.33
22	y	603	CLA	O2D-CGD	2.41	1.39	1.33
23	a	404	PHO	C3D-C2D	2.41	1.43	1.39
22	B	616	CLA	O2D-CGD	2.41	1.39	1.33
22	3	304	CLA	O2D-CGD	2.41	1.39	1.33
22	7	304	CLA	O2D-CGD	2.41	1.39	1.33
22	C	504	CLA	C4D-CHA	2.41	1.47	1.38
25	S	307	CHL	C4B-NB	2.41	1.37	1.35
25	s	307	CHL	C4B-NB	2.41	1.37	1.35
22	A	402	CLA	C4D-CHA	2.41	1.47	1.38
22	b	609	CLA	C4B-CHC	2.41	1.47	1.41
25	G	609	CHL	C3B-C2B	-2.41	1.37	1.40
25	g	609	CHL	C3B-C2B	-2.41	1.37	1.40
22	Y	613	CLA	C4D-CHA	2.41	1.47	1.38
22	y	613	CLA	C4D-CHA	2.41	1.47	1.38
22	4	303	CLA	O2D-CGD	2.41	1.39	1.33
22	8	303	CLA	O2D-CGD	2.41	1.39	1.33
25	3	302	CHL	CBA-CGA	2.41	1.56	1.50
25	7	302	CHL	CBA-CGA	2.41	1.56	1.50
22	1	614	CLA	CHD-C1D	2.41	1.43	1.38
22	5	614	CLA	CHD-C1D	2.41	1.43	1.38
22	b	607	CLA	C4D-CHA	2.40	1.46	1.38
22	R	308	CLA	O2D-CGD	2.40	1.39	1.33
22	r	308	CLA	O2D-CGD	2.40	1.39	1.33
22	B	609	CLA	C3B-C2B	2.40	1.43	1.40
25	1	605	CHL	C3B-C2B	-2.40	1.37	1.40
25	4	301	CHL	C3B-C2B	-2.40	1.37	1.40
25	5	605	CHL	C3B-C2B	-2.40	1.37	1.40
25	8	301	CHL	C3B-C2B	-2.40	1.37	1.40
25	4	308	CHL	CBA-CGA	2.40	1.56	1.50
25	8	308	CHL	CBA-CGA	2.40	1.56	1.50
25	3	308	CHL	C3B-C2B	-2.40	1.37	1.40
25	7	308	CHL	C3B-C2B	-2.40	1.37	1.40

*Continued on next page...*



*Continued from previous page...*

Mol	Chain	Res	Type	Atoms	Z	Observed(Å)	Ideal(Å)
25	G	608	CHL	C4B-NB	2.40	1.37	1.35
25	g	608	CHL	C4B-NB	2.40	1.37	1.35
22	c	506	CLA	O2D-CGD	2.40	1.39	1.33
22	D	403	CLA	C4D-CHA	2.40	1.46	1.38
22	S	310	CLA	O2D-CGD	2.40	1.39	1.33
22	s	310	CLA	O2D-CGD	2.40	1.39	1.33
22	S	313	CLA	C4D-CHA	2.40	1.46	1.38
22	s	313	CLA	C4D-CHA	2.40	1.46	1.38
25	N	607	CHL	CBA-CGA	2.40	1.56	1.50
25	n	607	CHL	CBA-CGA	2.40	1.56	1.50
22	c	504	CLA	O2D-CGD	2.40	1.39	1.33
22	S	312	CLA	O2D-CGD	2.40	1.39	1.33
22	s	312	CLA	O2D-CGD	2.40	1.39	1.33
22	Y	604	CLA	C4D-CHA	2.40	1.46	1.38
22	y	604	CLA	C4D-CHA	2.40	1.46	1.38
22	C	502	CLA	C4D-CHA	2.40	1.46	1.38
22	R	308	CLA	C4D-CHA	2.40	1.46	1.38
22	r	308	CLA	C4D-CHA	2.40	1.46	1.38
22	C	505	CLA	C4B-CHC	2.39	1.47	1.41
22	b	605	CLA	C4D-CHA	2.39	1.46	1.38
25	3	309	CHL	C3B-C2B	-2.39	1.37	1.40
25	7	309	CHL	C3B-C2B	-2.39	1.37	1.40
22	R	312	CLA	O2D-CGD	2.39	1.39	1.33
22	r	312	CLA	O2D-CGD	2.39	1.39	1.33
22	G	610	CLA	CHD-C4C	2.39	1.44	1.39
22	g	610	CLA	CHD-C4C	2.39	1.44	1.39
25	2	601	CHL	CBA-CGA	2.39	1.56	1.50
25	6	601	CHL	CBA-CGA	2.39	1.56	1.50
22	c	508	CLA	C4C-C3C	2.39	1.49	1.45
22	Y	612	CLA	O2D-CGD	2.39	1.39	1.33
22	y	612	CLA	O2D-CGD	2.39	1.39	1.33
22	B	616	CLA	C3B-CAB	2.39	1.52	1.47
22	B	611	CLA	CHD-C4C	2.39	1.44	1.39
22	c	510	CLA	O2D-CGD	2.39	1.39	1.33
22	R	310	CLA	O2D-CGD	2.39	1.39	1.33
22	r	310	CLA	O2D-CGD	2.39	1.39	1.33
22	Y	611	CLA	C1B-NB	-2.39	1.33	1.35
22	y	611	CLA	C1B-NB	-2.39	1.33	1.35
22	1	604	CLA	O2D-CGD	2.39	1.39	1.33
22	5	604	CLA	O2D-CGD	2.39	1.39	1.33
25	4	305	CHL	C1B-NB	2.39	1.37	1.35
25	8	305	CHL	C1B-NB	2.39	1.37	1.35

*Continued on next page...*

*Continued from previous page...*

Mol	Chain	Res	Type	Atoms	Z	Observed(Å)	Ideal(Å)
22	3	313	CLA	O2D-CGD	2.38	1.39	1.33
22	7	313	CLA	O2D-CGD	2.38	1.39	1.33
22	N	603	CLA	O2D-CGD	2.38	1.39	1.33
22	n	603	CLA	O2D-CGD	2.38	1.39	1.33
25	2	608	CHL	CBA-CGA	2.38	1.56	1.50
25	6	608	CHL	CBA-CGA	2.38	1.56	1.50
22	b	602	CLA	C1B-NB	-2.38	1.33	1.35
22	B	601	CLA	O2D-CGD	2.38	1.39	1.33
22	D	403	CLA	C4B-CHC	2.38	1.47	1.41
22	c	505	CLA	C4B-CHC	2.38	1.47	1.41
25	Y	606	CHL	C4B-NB	2.38	1.37	1.35
25	y	606	CHL	C4B-NB	2.38	1.37	1.35
25	2	608	CHL	C1B-NB	2.38	1.37	1.35
25	6	608	CHL	C1B-NB	2.38	1.37	1.35
25	G	607	CHL	C3B-C2B	-2.38	1.37	1.40
25	g	607	CHL	C3B-C2B	-2.38	1.37	1.40
22	A	402	CLA	CHD-C4C	2.37	1.44	1.39
22	A	403	CLA	C1B-NB	-2.37	1.33	1.35
22	S	313	CLA	O2D-CGD	2.37	1.39	1.33
22	S	314	CLA	O2D-CGD	2.37	1.39	1.33
22	s	313	CLA	O2D-CGD	2.37	1.39	1.33
22	s	314	CLA	O2D-CGD	2.37	1.39	1.33
25	1	615	CHL	C3B-C2B	-2.37	1.37	1.40
25	5	615	CHL	C3B-C2B	-2.37	1.37	1.40
22	a	403	CLA	CHD-C4C	2.37	1.44	1.39
22	S	310	CLA	C1B-NB	-2.37	1.33	1.35
22	s	310	CLA	C1B-NB	-2.37	1.33	1.35
22	G	614	CLA	O2D-CGD	2.37	1.39	1.33
22	g	614	CLA	O2D-CGD	2.37	1.39	1.33
22	N	604	CLA	C4D-CHA	2.37	1.46	1.38
22	n	604	CLA	C4D-CHA	2.37	1.46	1.38
22	S	314	CLA	C1B-NB	-2.37	1.33	1.35
22	s	314	CLA	C1B-NB	-2.37	1.33	1.35
22	s	301	CLA	O2D-CGD	2.37	1.39	1.33
22	G	604	CLA	O2D-CGD	2.37	1.39	1.33
22	g	604	CLA	O2D-CGD	2.37	1.39	1.33
22	G	611	CLA	O2D-CGD	2.37	1.39	1.33
22	g	611	CLA	O2D-CGD	2.37	1.39	1.33
22	C	506	CLA	CHD-C4C	2.37	1.44	1.39
22	B	613	CLA	C1B-NB	-2.37	1.33	1.35
22	B	614	CLA	CAA-C2A	2.37	1.58	1.54
22	C	501	CLA	O2D-CGD	2.37	1.39	1.33

*Continued on next page...*

*Continued from previous page...*

Mol	Chain	Res	Type	Atoms	Z	Observed(Å)	Ideal(Å)
22	b	603	CLA	C4C-C3C	2.37	1.49	1.45
25	4	305	CHL	C3B-C2B	-2.37	1.37	1.40
25	8	305	CHL	C3B-C2B	-2.37	1.37	1.40
22	C	510	CLA	C4B-CHC	2.36	1.47	1.41
22	2	612	CLA	O2D-CGD	2.36	1.39	1.33
22	6	612	CLA	O2D-CGD	2.36	1.39	1.33
22	D	404	CLA	C4D-CHA	2.36	1.46	1.38
22	N	604	CLA	O2D-CGD	2.36	1.39	1.33
22	n	604	CLA	O2D-CGD	2.36	1.39	1.33
25	G	601	CHL	CBA-CGA	2.36	1.56	1.50
25	g	601	CHL	CBA-CGA	2.36	1.56	1.50
25	Y	601	CHL	C4B-NB	2.36	1.37	1.35
25	y	601	CHL	C4B-NB	2.36	1.37	1.35
22	Y	610	CLA	CHD-C4C	2.36	1.44	1.39
22	y	610	CLA	CHD-C4C	2.36	1.44	1.39
22	B	614	CLA	CHD-C4C	2.36	1.44	1.39
22	c	504	CLA	C1B-NB	-2.36	1.33	1.35
22	S	311	CLA	C4D-CHA	2.36	1.46	1.38
22	s	311	CLA	C4D-CHA	2.36	1.46	1.38
22	B	605	CLA	C1B-NB	-2.36	1.33	1.35
22	b	613	CLA	C4B-CHC	2.36	1.47	1.41
22	B	606	CLA	O2D-CGD	2.36	1.39	1.33
22	C	506	CLA	C3B-C2B	2.36	1.43	1.40
22	3	305	CLA	O2D-CGD	2.36	1.39	1.33
22	7	305	CLA	O2D-CGD	2.36	1.39	1.33
25	Y	605	CHL	C4B-NB	2.36	1.37	1.35
25	y	605	CHL	C4B-NB	2.36	1.37	1.35
22	b	611	CLA	C4B-CHC	2.36	1.47	1.41
22	c	502	CLA	O2D-CGD	2.36	1.39	1.33
22	d	403	CLA	C4D-CHA	2.36	1.46	1.38
22	d	403	CLA	C4B-CHC	2.36	1.47	1.41
25	G	605	CHL	C3B-C2B	-2.36	1.37	1.40
25	g	605	CHL	C3B-C2B	-2.36	1.37	1.40
22	a	405	CLA	O2D-CGD	2.35	1.38	1.33
25	3	306	CHL	C3B-C2B	-2.35	1.37	1.40
25	7	306	CHL	C3B-C2B	-2.35	1.37	1.40
22	b	601	CLA	O2D-CGD	2.35	1.38	1.33
22	B	615	CLA	O2D-CGD	2.35	1.38	1.33
22	C	502	CLA	C1B-NB	-2.35	1.33	1.35
22	N	610	CLA	CHD-C4C	2.35	1.44	1.39
22	n	610	CLA	CHD-C4C	2.35	1.44	1.39
22	3	304	CLA	C4C-C3C	2.35	1.49	1.45

*Continued on next page...*

*Continued from previous page...*

Mol	Chain	Res	Type	Atoms	Z	Observed(Å)	Ideal(Å)
22	7	304	CLA	C4C-C3C	2.35	1.49	1.45
25	3	309	CHL	C4D-CHA	2.35	1.46	1.38
25	7	309	CHL	C4D-CHA	2.35	1.46	1.38
22	R	309	CLA	O2D-CGD	2.35	1.38	1.33
22	r	309	CLA	O2D-CGD	2.35	1.38	1.33
22	b	604	CLA	C4B-CHC	2.35	1.47	1.41
22	S	310	CLA	C4D-CHA	2.35	1.46	1.38
22	s	310	CLA	C4D-CHA	2.35	1.46	1.38
22	C	512	CLA	C4C-C3C	2.35	1.49	1.45
22	B	604	CLA	O2D-CGD	2.35	1.38	1.33
22	S	311	CLA	CHD-C4C	2.34	1.44	1.39
22	s	311	CLA	CHD-C4C	2.34	1.44	1.39
22	S	309	CLA	C4B-CHC	2.34	1.47	1.41
22	s	309	CLA	C4B-CHC	2.34	1.47	1.41
22	1	613	CLA	C4C-C3C	2.34	1.49	1.45
22	5	613	CLA	C4C-C3C	2.34	1.49	1.45
22	R	311	CLA	CHD-C4C	2.34	1.44	1.39
22	r	311	CLA	CHD-C4C	2.34	1.44	1.39
22	C	502	CLA	O2D-CGD	2.34	1.38	1.33
22	c	511	CLA	O2D-CGD	2.34	1.38	1.33
22	3	310	CLA	C4D-ND	-2.34	1.34	1.37
22	7	310	CLA	C4D-ND	-2.34	1.34	1.37
25	1	606	CHL	C3B-C2B	-2.34	1.37	1.40
25	5	606	CHL	C3B-C2B	-2.34	1.37	1.40
22	b	614	CLA	CAA-C2A	2.34	1.58	1.54
22	G	603	CLA	O2D-CGD	2.34	1.38	1.33
22	g	603	CLA	O2D-CGD	2.34	1.38	1.33
22	B	615	CLA	C4B-CHC	2.34	1.47	1.41
22	R	301	CLA	O2D-CGD	2.34	1.38	1.33
22	r	301	CLA	O2D-CGD	2.34	1.38	1.33
22	Y	602	CLA	C3D-C2D	2.33	1.45	1.39
22	y	602	CLA	C3D-C2D	2.33	1.45	1.39
22	C	504	CLA	O2D-CGD	2.33	1.38	1.33
25	S	306	CHL	CBA-CGA	2.33	1.56	1.50
25	s	306	CHL	CBA-CGA	2.33	1.56	1.50
22	B	608	CLA	O2D-CGD	2.33	1.38	1.33
22	Y	614	CLA	O2D-CGD	2.33	1.38	1.33
22	y	614	CLA	O2D-CGD	2.33	1.38	1.33
25	2	607	CHL	CBA-CGA	2.33	1.56	1.50
25	6	607	CHL	CBA-CGA	2.33	1.56	1.50
22	d	404	CLA	O2D-CGD	2.33	1.38	1.33
22	d	403	CLA	C1B-NB	-2.33	1.33	1.35

*Continued on next page...*

*Continued from previous page...*

Mol	Chain	Res	Type	Atoms	Z	Observed(Å)	Ideal(Å)
25	3	306	CHL	C4D-CHA	2.33	1.46	1.38
25	7	306	CHL	C4D-CHA	2.33	1.46	1.38
22	R	302	CLA	CHD-C4C	2.33	1.44	1.39
22	r	302	CLA	CHD-C4C	2.33	1.44	1.39
22	B	608	CLA	C1B-NB	-2.33	1.33	1.35
25	N	608	CHL	C1B-NB	2.33	1.37	1.35
25	n	608	CHL	C1B-NB	2.33	1.37	1.35
25	2	605	CHL	C4D-CHA	2.33	1.46	1.38
25	6	605	CHL	C4D-CHA	2.33	1.46	1.38
22	b	606	CLA	C4C-C3C	2.33	1.49	1.45
22	B	609	CLA	O2D-CGD	2.33	1.38	1.33
22	1	612	CLA	C3D-C2D	2.32	1.45	1.39
22	5	612	CLA	C3D-C2D	2.32	1.45	1.39
22	Y	604	CLA	CHD-C4C	2.32	1.44	1.39
22	y	604	CLA	CHD-C4C	2.32	1.44	1.39
22	C	503	CLA	O2D-CGD	2.32	1.38	1.33
22	c	508	CLA	C4B-CHC	2.32	1.47	1.41
22	B	605	CLA	O2D-CGD	2.32	1.38	1.33
22	A	405	CLA	O2D-CGD	2.32	1.38	1.33
22	D	403	CLA	CHD-C4C	2.32	1.44	1.39
22	C	506	CLA	O2D-CGD	2.32	1.38	1.33
22	G	612	CLA	C1B-NB	-2.32	1.33	1.35
22	g	612	CLA	C1B-NB	-2.32	1.33	1.35
22	R	307	CLA	O2D-CGD	2.32	1.38	1.33
22	r	307	CLA	O2D-CGD	2.32	1.38	1.33
25	N	607	CHL	C1B-NB	2.32	1.37	1.35
25	n	607	CHL	C1B-NB	2.32	1.37	1.35
22	G	604	CLA	C4B-CHC	2.32	1.47	1.41
22	g	604	CLA	C4B-CHC	2.32	1.47	1.41
22	3	313	CLA	C4C-C3C	2.32	1.49	1.45
22	7	313	CLA	C4C-C3C	2.32	1.49	1.45
22	S	309	CLA	O2D-CGD	2.32	1.38	1.33
22	s	309	CLA	O2D-CGD	2.32	1.38	1.33
22	c	505	CLA	C4D-CHA	2.32	1.46	1.38
22	1	604	CLA	C3D-C2D	2.31	1.45	1.39
22	5	604	CLA	C3D-C2D	2.31	1.45	1.39
22	N	604	CLA	C4B-CHC	2.31	1.47	1.41
22	n	604	CLA	C4B-CHC	2.31	1.47	1.41
22	D	401	CLA	C1B-NB	-2.31	1.33	1.35
22	B	607	CLA	C4B-CHC	2.31	1.47	1.41
25	3	307	CHL	C3B-C2B	-2.31	1.37	1.40
25	7	307	CHL	C3B-C2B	-2.31	1.37	1.40

*Continued on next page...*

*Continued from previous page...*

Mol	Chain	Res	Type	Atoms	Z	Observed(Å)	Ideal(Å)
22	4	303	CLA	C3D-C2D	2.31	1.45	1.39
22	8	303	CLA	C3D-C2D	2.31	1.45	1.39
22	4	302	CLA	O2D-CGD	2.31	1.38	1.33
22	8	302	CLA	O2D-CGD	2.31	1.38	1.33
22	C	501	CLA	C1B-NB	-2.31	1.33	1.35
25	Y	608	CHL	C1B-NB	2.31	1.37	1.35
25	y	608	CHL	C1B-NB	2.31	1.37	1.35
22	b	614	CLA	O2D-CGD	2.31	1.38	1.33
22	B	608	CLA	C4D-CHA	2.31	1.46	1.38
22	Y	603	CLA	C1B-NB	-2.31	1.33	1.35
22	y	603	CLA	C1B-NB	-2.31	1.33	1.35
22	b	615	CLA	O2D-CGD	2.31	1.38	1.33
22	G	613	CLA	O2D-CGD	2.31	1.38	1.33
22	g	613	CLA	O2D-CGD	2.31	1.38	1.33
22	Y	612	CLA	C4B-CHC	2.30	1.47	1.41
22	y	612	CLA	C4B-CHC	2.30	1.47	1.41
22	C	511	CLA	C4C-C3C	2.30	1.49	1.45
22	3	313	CLA	C3D-C2D	2.30	1.45	1.39
22	7	313	CLA	C3D-C2D	2.30	1.45	1.39
23	d	402	PHO	C3D-C2D	2.29	1.43	1.39
25	S	308	CHL	CBA-CGA	2.29	1.55	1.50
25	s	308	CHL	CBA-CGA	2.29	1.55	1.50
22	N	602	CLA	O2D-CGD	2.29	1.38	1.33
22	n	602	CLA	O2D-CGD	2.29	1.38	1.33
22	b	604	CLA	O2D-CGD	2.29	1.38	1.33
22	b	611	CLA	CHD-C4C	2.29	1.44	1.39
22	G	604	CLA	C1B-NB	-2.29	1.33	1.35
22	g	604	CLA	C1B-NB	-2.29	1.33	1.35
22	b	602	CLA	CHD-C4C	2.29	1.44	1.39
22	Y	611	CLA	CHD-C4C	2.29	1.44	1.39
22	y	611	CLA	CHD-C4C	2.29	1.44	1.39
22	C	507	CLA	O2D-CGD	2.29	1.38	1.33
22	B	615	CLA	CHD-C4C	2.29	1.44	1.39
22	3	311	CLA	C4C-C3C	2.29	1.49	1.45
22	7	311	CLA	C4C-C3C	2.29	1.49	1.45
22	Y	613	CLA	O2D-CGD	2.29	1.38	1.33
22	y	613	CLA	O2D-CGD	2.29	1.38	1.33
25	3	302	CHL	C4D-CHA	2.29	1.46	1.38
25	7	302	CHL	C4D-CHA	2.29	1.46	1.38
22	R	312	CLA	C4C-C3C	2.29	1.49	1.45
22	r	312	CLA	C4C-C3C	2.29	1.49	1.45
22	1	603	CLA	C4C-C3C	2.29	1.49	1.45

*Continued on next page...*

*Continued from previous page...*

Mol	Chain	Res	Type	Atoms	Z	Observed(Å)	Ideal(Å)
22	5	603	CLA	C4C-C3C	2.29	1.49	1.45
22	C	504	CLA	C4B-CHC	2.29	1.47	1.41
22	1	612	CLA	C4C-C3C	2.28	1.49	1.45
22	5	612	CLA	C4C-C3C	2.28	1.49	1.45
22	D	404	CLA	C1B-NB	-2.28	1.33	1.35
25	S	306	CHL	C1B-NB	2.28	1.37	1.35
25	s	306	CHL	C1B-NB	2.28	1.37	1.35
22	3	314	CLA	C4C-C3C	2.28	1.49	1.45
22	4	303	CLA	C4C-C3C	2.28	1.49	1.45
22	4	304	CLA	C4C-C3C	2.28	1.49	1.45
22	7	314	CLA	C4C-C3C	2.28	1.49	1.45
22	8	303	CLA	C4C-C3C	2.28	1.49	1.45
22	8	304	CLA	C4C-C3C	2.28	1.49	1.45
22	a	405	CLA	CHD-C4C	2.28	1.44	1.39
22	2	604	CLA	C3D-C2D	2.28	1.45	1.39
22	6	604	CLA	C3D-C2D	2.28	1.45	1.39
22	B	608	CLA	C4B-CHC	2.28	1.47	1.41
25	3	301	CHL	C3B-C2B	-2.28	1.37	1.40
25	7	301	CHL	C3B-C2B	-2.28	1.37	1.40
25	2	607	CHL	C4D-CHA	2.28	1.46	1.38
25	6	607	CHL	C4D-CHA	2.28	1.46	1.38
22	3	305	CLA	CAA-C2A	2.28	1.58	1.54
22	7	305	CLA	CAA-C2A	2.28	1.58	1.54
25	G	605	CHL	C4D-CHA	2.28	1.46	1.38
25	g	605	CHL	C4D-CHA	2.28	1.46	1.38
22	G	610	CLA	O2D-CGD	2.28	1.38	1.33
22	g	610	CLA	O2D-CGD	2.28	1.38	1.33
25	S	302	CHL	C1B-NB	2.28	1.37	1.35
25	s	302	CHL	C1B-NB	2.28	1.37	1.35
22	R	303	CLA	O2D-CGD	2.28	1.38	1.33
22	r	303	CLA	O2D-CGD	2.28	1.38	1.33
22	G	603	CLA	C4C-C3C	2.28	1.49	1.45
22	g	603	CLA	C4C-C3C	2.28	1.49	1.45
25	2	605	CHL	C3B-C2B	-2.28	1.37	1.40
25	6	605	CHL	C3B-C2B	-2.28	1.37	1.40
22	N	611	CLA	O2D-CGD	2.28	1.38	1.33
22	n	611	CLA	O2D-CGD	2.28	1.38	1.33
22	2	613	CLA	C4C-C3C	2.28	1.49	1.45
22	6	613	CLA	C4C-C3C	2.28	1.49	1.45
25	4	307	CHL	C4D-CHA	2.27	1.46	1.38
25	8	307	CHL	C4D-CHA	2.27	1.46	1.38
22	Y	610	CLA	O2D-CGD	2.27	1.38	1.33

*Continued on next page...*



*Continued from previous page...*

Mol	Chain	Res	Type	Atoms	Z	Observed(Å)	Ideal(Å)
22	y	610	CLA	O2D-CGD	2.27	1.38	1.33
22	3	305	CLA	C3D-C2D	2.27	1.45	1.39
22	7	305	CLA	C3D-C2D	2.27	1.45	1.39
22	Y	612	CLA	C1B-NB	-2.27	1.33	1.35
22	y	612	CLA	C1B-NB	-2.27	1.33	1.35
25	3	308	CHL	C4D-CHA	2.27	1.46	1.38
25	7	308	CHL	C4D-CHA	2.27	1.46	1.38
25	1	609	CHL	C3B-C2B	-2.27	1.37	1.40
25	5	609	CHL	C3B-C2B	-2.27	1.37	1.40
22	B	616	CLA	C4C-C3C	2.27	1.48	1.45
22	1	613	CLA	C3D-C2D	2.27	1.45	1.39
22	5	613	CLA	C3D-C2D	2.27	1.45	1.39
22	3	314	CLA	C3D-C2D	2.27	1.45	1.39
22	7	314	CLA	C3D-C2D	2.27	1.45	1.39
22	G	602	CLA	O2D-CGD	2.27	1.38	1.33
22	g	602	CLA	O2D-CGD	2.27	1.38	1.33
22	3	304	CLA	CHD-C1D	2.27	1.42	1.38
22	7	304	CLA	CHD-C1D	2.27	1.42	1.38
22	B	610	CLA	C4C-C3C	2.26	1.48	1.45
25	N	609	CHL	C1B-NB	2.26	1.37	1.35
25	n	609	CHL	C1B-NB	2.26	1.37	1.35
22	b	606	CLA	O2D-CGD	2.26	1.38	1.33
22	R	308	CLA	CAA-C2A	2.26	1.58	1.54
22	r	308	CLA	CAA-C2A	2.26	1.58	1.54
22	C	506	CLA	C4C-C3C	2.26	1.48	1.45
25	1	601	CHL	C3B-C2B	-2.26	1.37	1.40
25	5	601	CHL	C3B-C2B	-2.26	1.37	1.40
22	A	402	CLA	O2D-CGD	2.26	1.38	1.33
22	2	604	CLA	CAA-C2A	2.25	1.58	1.54
22	6	604	CLA	CAA-C2A	2.25	1.58	1.54
22	1	611	CLA	C4C-C3C	2.25	1.48	1.45
22	5	611	CLA	C4C-C3C	2.25	1.48	1.45
22	b	610	CLA	O2D-CGD	2.25	1.38	1.33
22	Y	604	CLA	C4B-CHC	2.25	1.47	1.41
22	y	604	CLA	C4B-CHC	2.25	1.47	1.41
22	Y	602	CLA	CAA-C2A	2.25	1.58	1.54
22	y	602	CLA	CAA-C2A	2.25	1.58	1.54
22	C	512	CLA	C1B-NB	-2.25	1.33	1.35
22	b	611	CLA	C1B-NB	-2.25	1.33	1.35
25	N	609	CHL	C4B-NB	2.25	1.37	1.35
25	n	609	CHL	C4B-NB	2.25	1.37	1.35
22	B	602	CLA	C3D-C2D	2.25	1.45	1.39

*Continued on next page...*



*Continued from previous page...*

Mol	Chain	Res	Type	Atoms	Z	Observed(Å)	Ideal(Å)
22	b	616	CLA	C4B-CHC	2.25	1.47	1.41
22	d	403	CLA	C4C-C3C	2.25	1.48	1.45
22	C	501	CLA	C4B-CHC	2.25	1.47	1.41
22	3	304	CLA	C3D-C2D	2.24	1.45	1.39
22	7	304	CLA	C3D-C2D	2.24	1.45	1.39
22	D	404	CLA	O2D-CGD	2.24	1.38	1.33
25	Y	601	CHL	C3B-C2B	-2.24	1.37	1.40
25	y	601	CHL	C3B-C2B	-2.24	1.37	1.40
23	A	404	PHO	C1C-NC	-2.24	1.31	1.38
22	B	607	CLA	O2D-CGD	2.24	1.38	1.33
22	B	612	CLA	C1B-NB	-2.24	1.33	1.35
22	C	511	CLA	CHD-C1D	2.24	1.42	1.38
22	3	311	CLA	C3D-C2D	2.24	1.45	1.39
22	7	311	CLA	C3D-C2D	2.24	1.45	1.39
22	4	310	CLA	C4C-C3C	2.24	1.48	1.45
22	8	310	CLA	C4C-C3C	2.24	1.48	1.45
22	c	501	CLA	C4B-CHC	2.24	1.47	1.41
22	B	602	CLA	C1B-NB	-2.24	1.33	1.35
25	1	608	CHL	C4D-CHA	2.24	1.46	1.38
25	5	608	CHL	C4D-CHA	2.24	1.46	1.38
25	1	609	CHL	C4D-CHA	2.24	1.46	1.38
25	5	609	CHL	C4D-CHA	2.24	1.46	1.38
22	c	506	CLA	C4C-C3C	2.24	1.48	1.45
22	B	611	CLA	C1B-NB	-2.23	1.33	1.35
22	N	602	CLA	CAA-C2A	2.23	1.58	1.54
22	n	602	CLA	CAA-C2A	2.23	1.58	1.54
22	S	309	CLA	C1B-NB	-2.23	1.33	1.35
22	s	309	CLA	C1B-NB	-2.23	1.33	1.35
22	c	501	CLA	O2D-CGD	2.23	1.38	1.33
25	1	615	CHL	C4D-CHA	2.22	1.46	1.38
25	5	615	CHL	C4D-CHA	2.22	1.46	1.38
22	S	305	CLA	O2D-CGD	2.22	1.38	1.33
22	s	305	CLA	O2D-CGD	2.22	1.38	1.33
22	c	512	CLA	O2D-CGD	2.22	1.38	1.33
22	b	601	CLA	C1B-NB	-2.22	1.33	1.35
22	C	506	CLA	C4B-CHC	2.22	1.47	1.41
22	1	602	CLA	C4C-C3C	2.22	1.48	1.45
22	5	602	CLA	C4C-C3C	2.22	1.48	1.45
22	Y	611	CLA	O2D-CGD	2.22	1.38	1.33
22	y	611	CLA	O2D-CGD	2.22	1.38	1.33
22	B	607	CLA	C1B-NB	-2.22	1.33	1.35
22	1	604	CLA	C4C-C3C	2.22	1.48	1.45

*Continued on next page...*

*Continued from previous page...*

Mol	Chain	Res	Type	Atoms	Z	Observed(Å)	Ideal(Å)
22	5	604	CLA	C4C-C3C	2.22	1.48	1.45
22	S	312	CLA	CMC-C2C	2.22	1.55	1.50
22	s	312	CLA	CMC-C2C	2.22	1.55	1.50
22	N	603	CLA	C1B-NB	-2.22	1.33	1.35
22	n	603	CLA	C1B-NB	-2.22	1.33	1.35
22	N	614	CLA	C3D-C2D	2.22	1.45	1.39
22	n	614	CLA	C3D-C2D	2.22	1.45	1.39
22	b	607	CLA	C3B-C2B	2.22	1.43	1.40
22	b	607	CLA	C4C-C3C	2.22	1.48	1.45
22	3	312	CLA	C3D-C2D	2.22	1.45	1.39
22	7	312	CLA	C3D-C2D	2.22	1.45	1.39
25	2	606	CHL	C4D-CHA	2.22	1.46	1.38
25	6	606	CHL	C4D-CHA	2.22	1.46	1.38
25	2	601	CHL	C4D-CHA	2.22	1.46	1.38
25	6	601	CHL	C4D-CHA	2.22	1.46	1.38
22	R	303	CLA	C1B-NB	-2.22	1.33	1.35
22	r	303	CLA	C1B-NB	-2.22	1.33	1.35
25	3	307	CHL	C4D-CHA	2.22	1.46	1.38
25	7	307	CHL	C4D-CHA	2.22	1.46	1.38
25	1	605	CHL	C4D-CHA	2.22	1.46	1.38
25	5	605	CHL	C4D-CHA	2.22	1.46	1.38
22	4	302	CLA	C3D-C2D	2.21	1.45	1.39
22	8	302	CLA	C3D-C2D	2.21	1.45	1.39
22	b	616	CLA	CHD-C1D	2.21	1.42	1.38
22	B	612	CLA	CHD-C4C	2.21	1.44	1.39
22	a	403	CLA	C1B-NB	-2.21	1.33	1.35
22	N	613	CLA	C1B-NB	-2.21	1.33	1.35
22	n	613	CLA	C1B-NB	-2.21	1.33	1.35
22	N	613	CLA	O2D-CGD	2.21	1.38	1.33
22	n	613	CLA	O2D-CGD	2.21	1.38	1.33
22	4	310	CLA	C3D-C2D	2.21	1.45	1.39
22	8	310	CLA	C3D-C2D	2.21	1.45	1.39
22	Y	614	CLA	C1B-NB	-2.21	1.33	1.35
22	y	614	CLA	C1B-NB	-2.21	1.33	1.35
22	N	610	CLA	O2D-CGD	2.21	1.38	1.33
22	n	610	CLA	O2D-CGD	2.21	1.38	1.33
22	4	309	CLA	CAA-C2A	2.21	1.58	1.54
22	8	309	CLA	CAA-C2A	2.21	1.58	1.54
22	1	611	CLA	C3D-C2D	2.21	1.45	1.39
22	5	611	CLA	C3D-C2D	2.21	1.45	1.39
22	G	604	CLA	C4C-C3C	2.21	1.48	1.45
22	g	604	CLA	C4C-C3C	2.21	1.48	1.45

*Continued on next page...*

*Continued from previous page...*

Mol	Chain	Res	Type	Atoms	Z	Observed(Å)	Ideal(Å)
22	C	509	CLA	C3B-CAB	2.21	1.52	1.47
22	N	614	CLA	C4C-C3C	2.21	1.48	1.45
22	n	614	CLA	C4C-C3C	2.21	1.48	1.45
22	B	605	CLA	CAA-C2A	2.20	1.58	1.54
22	S	311	CLA	C1B-NB	-2.20	1.33	1.35
22	s	311	CLA	C1B-NB	-2.20	1.33	1.35
22	Y	604	CLA	O2D-CGD	2.20	1.38	1.33
22	y	604	CLA	O2D-CGD	2.20	1.38	1.33
22	c	501	CLA	C1B-NB	-2.20	1.33	1.35
22	G	610	CLA	C1B-NB	-2.20	1.33	1.35
22	g	610	CLA	C1B-NB	-2.20	1.33	1.35
22	4	304	CLA	C3D-C2D	2.20	1.45	1.39
22	8	304	CLA	C3D-C2D	2.20	1.45	1.39
22	G	613	CLA	C1B-NB	-2.20	1.33	1.35
22	g	613	CLA	C1B-NB	-2.20	1.33	1.35
22	b	612	CLA	O2D-CGD	2.20	1.38	1.33
22	C	512	CLA	CMC-C2C	2.19	1.55	1.50
22	b	610	CLA	C3D-C2D	2.19	1.45	1.39
22	d	401	CLA	C1B-NB	-2.19	1.33	1.35
25	S	307	CHL	C4D-CHA	2.19	1.46	1.38
25	s	307	CHL	C4D-CHA	2.19	1.46	1.38
22	c	507	CLA	C4B-CHC	2.19	1.47	1.41
22	b	608	CLA	C3D-C2D	2.19	1.45	1.39
22	R	309	CLA	C1B-NB	-2.19	1.33	1.35
22	r	309	CLA	C1B-NB	-2.19	1.33	1.35
22	C	507	CLA	C1B-NB	-2.19	1.33	1.35
22	R	302	CLA	C3D-C2D	2.19	1.45	1.39
22	r	302	CLA	C3D-C2D	2.19	1.45	1.39
22	d	401	CLA	O2D-CGD	2.19	1.38	1.33
25	Y	609	CHL	C1B-NB	2.19	1.37	1.35
25	y	609	CHL	C1B-NB	2.19	1.37	1.35
22	b	612	CLA	C4C-C3C	2.19	1.48	1.45
22	2	610	CLA	C3D-C2D	2.19	1.45	1.39
22	6	610	CLA	C3D-C2D	2.19	1.45	1.39
22	4	302	CLA	CAA-C2A	2.19	1.58	1.54
22	8	302	CLA	CAA-C2A	2.19	1.58	1.54
22	G	604	CLA	C3D-C2D	2.19	1.45	1.39
22	g	604	CLA	C3D-C2D	2.19	1.45	1.39
22	C	503	CLA	C1B-NB	-2.18	1.33	1.35
22	2	612	CLA	C3D-C2D	2.18	1.45	1.39
22	6	612	CLA	C3D-C2D	2.18	1.45	1.39
22	c	509	CLA	C3B-CAB	2.18	1.52	1.47

*Continued on next page...*

*Continued from previous page...*

Mol	Chain	Res	Type	Atoms	Z	Observed(Å)	Ideal(Å)
25	G	607	CHL	C4D-CHA	2.18	1.46	1.38
25	g	607	CHL	C4D-CHA	2.18	1.46	1.38
22	1	602	CLA	C3D-C2D	2.18	1.45	1.39
22	5	602	CLA	C3D-C2D	2.18	1.45	1.39
22	2	613	CLA	CAA-C2A	2.18	1.58	1.54
22	6	613	CLA	CAA-C2A	2.18	1.58	1.54
22	s	301	CLA	C4C-C3C	2.18	1.48	1.45
22	2	612	CLA	C4C-C3C	2.18	1.48	1.45
22	6	612	CLA	C4C-C3C	2.18	1.48	1.45
22	b	602	CLA	O2D-CGD	2.18	1.38	1.33
22	4	302	CLA	C4C-C3C	2.18	1.48	1.45
22	8	302	CLA	C4C-C3C	2.18	1.48	1.45
25	4	305	CHL	C4D-CHA	2.18	1.46	1.38
25	8	305	CHL	C4D-CHA	2.18	1.46	1.38
25	Y	605	CHL	C4D-ND	-2.18	1.34	1.37
25	y	605	CHL	C4D-ND	-2.18	1.34	1.37
25	1	607	CHL	C4D-CHA	2.18	1.46	1.38
25	5	607	CHL	C4D-CHA	2.18	1.46	1.38
22	2	611	CLA	C3D-C2D	2.18	1.45	1.39
22	6	611	CLA	C3D-C2D	2.18	1.45	1.39
22	c	506	CLA	C3D-C2D	2.18	1.45	1.39
22	b	616	CLA	C3D-C2D	2.17	1.45	1.39
22	1	612	CLA	CHD-C1D	2.17	1.42	1.38
22	5	612	CLA	CHD-C1D	2.17	1.42	1.38
22	c	503	CLA	O2D-CGD	2.17	1.38	1.33
22	2	602	CLA	C4C-C3C	2.17	1.48	1.45
22	6	602	CLA	C4C-C3C	2.17	1.48	1.45
22	C	505	CLA	O2D-CGD	2.17	1.38	1.33
22	C	511	CLA	CAA-C2A	2.17	1.58	1.54
22	B	604	CLA	CHD-C1D	2.17	1.42	1.38
22	b	615	CLA	C3D-C2D	2.17	1.45	1.39
22	b	608	CLA	O2D-CGD	2.17	1.38	1.33
25	3	302	CHL	CHC-C1C	2.17	1.40	1.35
25	7	302	CHL	CHC-C1C	2.17	1.40	1.35
25	4	306	CHL	C4D-CHA	2.17	1.46	1.38
25	8	306	CHL	C4D-CHA	2.17	1.46	1.38
25	G	609	CHL	C4D-CHA	2.17	1.46	1.38
25	g	609	CHL	C4D-CHA	2.17	1.46	1.38
22	B	609	CLA	C4C-C3C	2.17	1.48	1.45
25	S	308	CHL	CHC-C1C	2.16	1.40	1.35
25	s	308	CHL	CHC-C1C	2.16	1.40	1.35
22	b	606	CLA	C3B-CAB	2.16	1.52	1.47

*Continued on next page...*

*Continued from previous page...*

Mol	Chain	Res	Type	Atoms	Z	Observed(Å)	Ideal(Å)
22	3	314	CLA	CHD-C1D	2.16	1.42	1.38
22	7	314	CLA	CHD-C1D	2.16	1.42	1.38
22	2	603	CLA	C4C-C3C	2.16	1.48	1.45
22	6	603	CLA	C4C-C3C	2.16	1.48	1.45
22	D	401	CLA	C4C-C3C	2.16	1.48	1.45
25	1	606	CHL	C4D-CHA	2.16	1.46	1.38
25	5	606	CHL	C4D-CHA	2.16	1.46	1.38
25	1	601	CHL	CHC-C1C	2.16	1.40	1.35
25	5	601	CHL	CHC-C1C	2.16	1.40	1.35
22	2	604	CLA	CHD-C1D	2.16	1.42	1.38
22	6	604	CLA	CHD-C1D	2.16	1.42	1.38
22	3	303	CLA	C4C-C3C	2.16	1.48	1.45
22	7	303	CLA	C4C-C3C	2.16	1.48	1.45
22	c	511	CLA	C1B-NB	-2.16	1.33	1.35
25	1	601	CHL	C4D-CHA	2.16	1.46	1.38
25	5	601	CHL	C4D-CHA	2.16	1.46	1.38
22	1	614	CLA	C3D-C2D	2.16	1.45	1.39
22	5	614	CLA	C3D-C2D	2.16	1.45	1.39
22	3	314	CLA	CAA-C2A	2.16	1.58	1.54
22	7	314	CLA	CAA-C2A	2.16	1.58	1.54
22	b	610	CLA	CMC-C2C	2.16	1.55	1.50
22	b	603	CLA	C1B-NB	-2.15	1.33	1.35
22	C	505	CLA	C3D-C2D	2.15	1.45	1.39
22	Y	612	CLA	C3D-C2D	2.15	1.45	1.39
22	y	612	CLA	C3D-C2D	2.15	1.45	1.39
22	c	504	CLA	C4C-C3C	2.15	1.48	1.45
25	4	308	CHL	C4D-CHA	2.15	1.46	1.38
25	8	308	CHL	C4D-CHA	2.15	1.46	1.38
22	B	602	CLA	O2D-CGD	2.15	1.38	1.33
22	C	508	CLA	C4B-CHC	2.14	1.47	1.41
22	4	310	CLA	CHD-C1D	2.14	1.42	1.38
22	8	310	CLA	CHD-C1D	2.14	1.42	1.38
22	C	504	CLA	C1B-NB	-2.14	1.33	1.35
22	Y	613	CLA	C1B-NB	-2.14	1.33	1.35
22	y	613	CLA	C1B-NB	-2.14	1.33	1.35
25	3	301	CHL	CHC-C1C	2.14	1.40	1.35
25	7	301	CHL	CHC-C1C	2.14	1.40	1.35
22	3	312	CLA	C4C-C3C	2.14	1.48	1.45
22	7	312	CLA	C4C-C3C	2.14	1.48	1.45
22	B	613	CLA	C4C-C3C	2.14	1.48	1.45
25	Y	608	CHL	C4B-NB	2.14	1.37	1.35
25	y	608	CHL	C4B-NB	2.14	1.37	1.35

*Continued on next page...*

*Continued from previous page...*

Mol	Chain	Res	Type	Atoms	Z	Observed(Å)	Ideal(Å)
22	N	614	CLA	CHD-C1D	2.14	1.42	1.38
22	n	614	CLA	CHD-C1D	2.14	1.42	1.38
25	3	306	CHL	CHC-C1C	2.14	1.40	1.35
25	7	306	CHL	CHC-C1C	2.14	1.40	1.35
25	N	609	CHL	C4D-CHA	2.14	1.46	1.38
25	n	609	CHL	C4D-CHA	2.14	1.46	1.38
22	b	611	CLA	O2D-CGD	2.13	1.38	1.33
22	b	609	CLA	C4C-C3C	2.13	1.48	1.45
22	4	310	CLA	CMC-C2C	2.13	1.55	1.50
22	8	310	CLA	CMC-C2C	2.13	1.55	1.50
22	B	614	CLA	C1B-NB	-2.13	1.33	1.35
22	b	604	CLA	CHD-C1D	2.13	1.42	1.38
22	C	509	CLA	CMC-C2C	2.13	1.55	1.50
22	2	611	CLA	CMC-C2C	2.13	1.55	1.50
22	6	611	CLA	CMC-C2C	2.13	1.55	1.50
22	d	404	CLA	C3D-C2D	2.13	1.44	1.39
22	C	506	CLA	C3D-C2D	2.13	1.44	1.39
22	C	512	CLA	O2D-CGD	2.13	1.38	1.33
22	R	311	CLA	CMC-C2C	2.13	1.55	1.50
22	r	311	CLA	CMC-C2C	2.13	1.55	1.50
25	G	606	CHL	C4D-CHA	2.13	1.46	1.38
25	g	606	CHL	C4D-CHA	2.13	1.46	1.38
22	3	305	CLA	CMC-C2C	2.13	1.55	1.50
22	7	305	CLA	CMC-C2C	2.13	1.55	1.50
22	3	303	CLA	C3D-C2D	2.13	1.44	1.39
22	7	303	CLA	C3D-C2D	2.13	1.44	1.39
22	1	602	CLA	CAA-C2A	2.12	1.58	1.54
22	5	602	CLA	CAA-C2A	2.12	1.58	1.54
22	3	313	CLA	CMC-C2C	2.12	1.55	1.50
22	7	313	CLA	CMC-C2C	2.12	1.55	1.50
22	4	304	CLA	CAA-C2A	2.12	1.58	1.54
22	8	304	CLA	CAA-C2A	2.12	1.58	1.54
22	1	613	CLA	CHD-C1D	2.12	1.42	1.38
22	5	613	CLA	CHD-C1D	2.12	1.42	1.38
22	b	606	CLA	C3D-C2D	2.12	1.44	1.39
22	3	311	CLA	CMC-C2C	2.12	1.55	1.50
22	7	311	CLA	CMC-C2C	2.12	1.55	1.50
22	b	605	CLA	C1B-NB	-2.12	1.33	1.35
25	G	608	CHL	C4D-CHA	2.12	1.45	1.38
25	g	608	CHL	C4D-CHA	2.12	1.45	1.38
22	b	603	CLA	CHD-C1D	2.12	1.42	1.38
22	G	602	CLA	CAA-C2A	2.12	1.58	1.54

*Continued on next page...*

*Continued from previous page...*

Mol	Chain	Res	Type	Atoms	Z	Observed(Å)	Ideal(Å)
22	g	602	CLA	CAA-C2A	2.12	1.58	1.54
22	3	304	CLA	CMC-C2C	2.12	1.55	1.50
22	7	304	CLA	CMC-C2C	2.12	1.55	1.50
22	C	501	CLA	CHD-C1D	2.12	1.42	1.38
22	G	603	CLA	C3D-C2D	2.12	1.44	1.39
22	g	603	CLA	C3D-C2D	2.12	1.44	1.39
25	Y	601	CHL	C1B-NB	2.12	1.37	1.35
25	y	601	CHL	C1B-NB	2.12	1.37	1.35
22	2	603	CLA	C3D-C2D	2.12	1.44	1.39
22	6	603	CLA	C3D-C2D	2.12	1.44	1.39
22	C	511	CLA	C1B-NB	-2.11	1.33	1.35
22	B	602	CLA	CHD-C4C	2.11	1.44	1.39
22	b	610	CLA	CHD-C1D	2.11	1.42	1.38
22	1	603	CLA	C3D-C2D	2.11	1.44	1.39
22	5	603	CLA	C3D-C2D	2.11	1.44	1.39
22	N	614	CLA	CAA-C2A	2.11	1.58	1.54
22	n	614	CLA	CAA-C2A	2.11	1.58	1.54
22	S	309	CLA	C4C-C3C	2.11	1.48	1.45
22	s	309	CLA	C4C-C3C	2.11	1.48	1.45
22	3	305	CLA	CHD-C1D	2.11	1.42	1.38
22	7	305	CLA	CHD-C1D	2.11	1.42	1.38
22	2	602	CLA	CAA-C2A	2.11	1.58	1.54
22	6	602	CLA	CAA-C2A	2.11	1.58	1.54
25	R	304	CHL	C4D-CHA	2.11	1.45	1.38
25	r	304	CHL	C4D-CHA	2.11	1.45	1.38
22	Y	613	CLA	CMC-C2C	2.11	1.55	1.50
22	y	613	CLA	CMC-C2C	2.11	1.55	1.50
22	d	404	CLA	C4C-C3C	2.11	1.48	1.45
22	S	303	CLA	C1B-NB	-2.11	1.33	1.35
22	s	303	CLA	C1B-NB	-2.11	1.33	1.35
22	a	402	CLA	O2D-CGD	2.11	1.38	1.33
22	B	603	CLA	O2D-CGD	2.11	1.38	1.33
25	3	301	CHL	C4D-CHA	2.11	1.45	1.38
25	7	301	CHL	C4D-CHA	2.11	1.45	1.38
22	R	302	CLA	C1B-NB	-2.10	1.33	1.35
22	r	302	CLA	C1B-NB	-2.10	1.33	1.35
22	B	611	CLA	C3B-CAB	2.10	1.52	1.47
22	d	401	CLA	C3D-C2D	2.10	1.44	1.39
22	b	613	CLA	C4C-C3C	2.10	1.48	1.45
22	B	607	CLA	C4C-C3C	2.10	1.48	1.45
22	1	614	CLA	CMC-C2C	2.10	1.55	1.50
22	2	602	CLA	CMC-C2C	2.10	1.55	1.50

*Continued on next page...*



*Continued from previous page...*

Mol	Chain	Res	Type	Atoms	Z	Observed(Å)	Ideal(Å)
22	5	614	CLA	CMC-C2C	2.10	1.55	1.50
22	6	602	CLA	CMC-C2C	2.10	1.55	1.50
25	R	306	CHL	C4D-CHA	2.10	1.45	1.38
25	r	306	CHL	C4D-CHA	2.10	1.45	1.38
22	d	404	CLA	C1B-NB	-2.10	1.33	1.35
25	4	301	CHL	C4D-CHA	2.10	1.45	1.38
25	8	301	CHL	C4D-CHA	2.10	1.45	1.38
22	3	311	CLA	CHD-C1D	2.10	1.42	1.38
22	7	311	CLA	CHD-C1D	2.10	1.42	1.38
22	c	511	CLA	C4C-C3C	2.10	1.48	1.45
22	S	312	CLA	C3D-C2D	2.10	1.44	1.39
22	s	312	CLA	C3D-C2D	2.10	1.44	1.39
22	b	607	CLA	C1B-NB	-2.10	1.33	1.35
22	C	511	CLA	C3D-C2D	2.10	1.44	1.39
22	3	303	CLA	CAA-C2A	2.10	1.58	1.54
22	7	303	CLA	CAA-C2A	2.10	1.58	1.54
25	G	605	CHL	CHC-C1C	2.10	1.40	1.35
25	g	605	CHL	CHC-C1C	2.10	1.40	1.35
22	s	301	CLA	C1B-NB	-2.10	1.33	1.35
22	B	611	CLA	O2D-CGD	2.10	1.38	1.33
22	S	301	CLA	C1B-NB	-2.09	1.33	1.35
22	R	312	CLA	CMC-C2C	2.09	1.55	1.50
22	r	312	CLA	CMC-C2C	2.09	1.55	1.50
22	3	310	CLA	C1C-C2C	2.09	1.48	1.44
22	7	310	CLA	C1C-C2C	2.09	1.48	1.44
25	2	605	CHL	CHC-C1C	2.09	1.40	1.35
25	6	605	CHL	CHC-C1C	2.09	1.40	1.35
22	B	610	CLA	O2D-CGD	2.09	1.38	1.33
22	4	304	CLA	CMC-C2C	2.09	1.55	1.50
22	8	304	CLA	CMC-C2C	2.09	1.55	1.50
22	S	311	CLA	O2D-CGD	2.09	1.38	1.33
22	s	311	CLA	O2D-CGD	2.09	1.38	1.33
22	S	310	CLA	CAA-C2A	2.09	1.58	1.54
22	s	310	CLA	CAA-C2A	2.09	1.58	1.54
22	4	309	CLA	C3D-C2D	2.09	1.44	1.39
22	8	309	CLA	C3D-C2D	2.09	1.44	1.39
22	A	403	CLA	CAA-C2A	2.09	1.58	1.54
22	2	612	CLA	CMC-C2C	2.09	1.55	1.50
22	6	612	CLA	CMC-C2C	2.09	1.55	1.50
22	G	614	CLA	CAA-C2A	2.09	1.58	1.54
22	g	614	CLA	CAA-C2A	2.09	1.58	1.54
22	S	313	CLA	C3D-C2D	2.09	1.44	1.39

*Continued on next page...*



*Continued from previous page...*

Mol	Chain	Res	Type	Atoms	Z	Observed(Å)	Ideal(Å)
22	s	313	CLA	C3D-C2D	2.09	1.44	1.39
23	D	402	PHO	C1C-NC	-2.09	1.32	1.38
22	b	612	CLA	CMC-C2C	2.09	1.55	1.50
22	3	303	CLA	CMC-C2C	2.09	1.55	1.50
22	7	303	CLA	CMC-C2C	2.09	1.55	1.50
22	s	301	CLA	C3D-C2D	2.09	1.44	1.39
22	c	512	CLA	C4C-C3C	2.09	1.48	1.45
22	2	609	CLA	C1C-C2C	2.09	1.48	1.44
22	6	609	CLA	C1C-C2C	2.09	1.48	1.44
22	1	612	CLA	CMC-C2C	2.08	1.55	1.50
22	5	612	CLA	CMC-C2C	2.08	1.55	1.50
22	2	610	CLA	C4C-C3C	2.08	1.48	1.45
22	6	610	CLA	C4C-C3C	2.08	1.48	1.45
22	B	608	CLA	CAA-C2A	2.08	1.58	1.54
22	R	312	CLA	C3D-C2D	2.08	1.44	1.39
22	r	312	CLA	C3D-C2D	2.08	1.44	1.39
22	c	510	CLA	CMC-C2C	2.08	1.55	1.50
25	S	302	CHL	CHC-C1C	2.08	1.40	1.35
25	s	302	CHL	CHC-C1C	2.08	1.40	1.35
22	c	508	CLA	C3D-C2D	2.08	1.44	1.39
22	A	405	CLA	C4C-C3C	2.08	1.48	1.45
22	1	613	CLA	CMC-C2C	2.08	1.55	1.50
22	5	613	CLA	CMC-C2C	2.08	1.55	1.50
22	b	606	CLA	CAA-C2A	2.08	1.58	1.54
22	R	307	CLA	C4C-C3C	2.08	1.48	1.45
22	r	307	CLA	C4C-C3C	2.08	1.48	1.45
23	d	402	PHO	C1C-NC	-2.08	1.32	1.38
22	c	502	CLA	C3D-C2D	2.08	1.44	1.39
22	1	611	CLA	CMC-C2C	2.08	1.55	1.50
22	5	611	CLA	CMC-C2C	2.08	1.55	1.50
22	1	614	CLA	CAA-C2A	2.08	1.58	1.54
22	5	614	CLA	CAA-C2A	2.08	1.58	1.54
22	N	611	CLA	C3D-C2D	2.08	1.44	1.39
22	n	611	CLA	C3D-C2D	2.08	1.44	1.39
22	B	604	CLA	C4C-C3C	2.08	1.48	1.45
25	S	306	CHL	C4D-CHA	2.07	1.45	1.38
25	s	306	CHL	C4D-CHA	2.07	1.45	1.38
22	c	512	CLA	CMC-C2C	2.07	1.55	1.50
22	b	615	CLA	C1B-NB	-2.07	1.33	1.35
22	1	610	CLA	C3D-C2D	2.07	1.44	1.39
22	5	610	CLA	C3D-C2D	2.07	1.44	1.39
22	2	603	CLA	CHD-C1D	2.07	1.42	1.38

*Continued on next page...*

*Continued from previous page...*

Mol	Chain	Res	Type	Atoms	Z	Observed(Å)	Ideal(Å)
22	6	603	CLA	CHD-C1D	2.07	1.42	1.38
22	3	310	CLA	C3D-C2D	2.07	1.44	1.39
22	7	310	CLA	C3D-C2D	2.07	1.44	1.39
25	Y	609	CHL	C4D-CHA	2.07	1.45	1.38
25	y	609	CHL	C4D-CHA	2.07	1.45	1.38
22	c	506	CLA	CMC-C2C	2.07	1.55	1.50
22	3	313	CLA	CHD-C1D	2.07	1.42	1.38
22	7	313	CLA	CHD-C1D	2.07	1.42	1.38
25	1	615	CHL	CHC-C1C	2.07	1.40	1.35
25	5	615	CHL	CHC-C1C	2.07	1.40	1.35
22	2	610	CLA	CMC-C2C	2.07	1.55	1.50
22	4	303	CLA	CMC-C2C	2.07	1.55	1.50
22	6	610	CLA	CMC-C2C	2.07	1.55	1.50
22	8	303	CLA	CMC-C2C	2.07	1.55	1.50
22	B	612	CLA	O2D-CGD	2.07	1.38	1.33
22	1	603	CLA	CMC-C2C	2.07	1.55	1.50
22	5	603	CLA	CMC-C2C	2.07	1.55	1.50
23	a	404	PHO	C1C-NC	-2.07	1.32	1.38
25	1	608	CHL	CHC-C1C	2.07	1.40	1.35
25	5	608	CHL	CHC-C1C	2.07	1.40	1.35
22	1	603	CLA	CHD-C1D	2.07	1.42	1.38
22	5	603	CLA	CHD-C1D	2.07	1.42	1.38
22	3	314	CLA	CMC-C2C	2.07	1.55	1.50
22	7	314	CLA	CMC-C2C	2.07	1.55	1.50
22	B	613	CLA	C3D-C2D	2.07	1.44	1.39
22	N	614	CLA	CMC-C2C	2.07	1.55	1.50
22	n	614	CLA	CMC-C2C	2.07	1.55	1.50
25	R	305	CHL	C4D-CHA	2.07	1.45	1.38
25	r	305	CHL	C4D-CHA	2.07	1.45	1.38
22	d	403	CLA	O2D-CGD	2.07	1.38	1.33
22	R	301	CLA	C3D-C2D	2.06	1.44	1.39
22	r	301	CLA	C3D-C2D	2.06	1.44	1.39
22	G	612	CLA	CMC-C2C	2.06	1.55	1.50
22	g	612	CLA	CMC-C2C	2.06	1.55	1.50
22	R	311	CLA	C1B-NB	-2.06	1.33	1.35
22	r	311	CLA	C1B-NB	-2.06	1.33	1.35
25	Y	601	CHL	CHC-C1C	2.06	1.40	1.35
25	y	601	CHL	CHC-C1C	2.06	1.40	1.35
22	a	402	CLA	C4C-C3C	2.06	1.48	1.45
22	b	609	CLA	CMC-C2C	2.06	1.55	1.50
25	G	601	CHL	CHC-C1C	2.06	1.40	1.35
25	g	601	CHL	CHC-C1C	2.06	1.40	1.35

*Continued on next page...*

*Continued from previous page...*

Mol	Chain	Res	Type	Atoms	Z	Observed(Å)	Ideal(Å)
22	C	501	CLA	CMC-C2C	2.06	1.55	1.50
25	Y	608	CHL	C4D-CHA	2.06	1.45	1.38
25	y	608	CHL	C4D-CHA	2.06	1.45	1.38
22	c	502	CLA	C1B-NB	-2.06	1.33	1.35
22	4	303	CLA	CHD-C1D	2.06	1.42	1.38
22	8	303	CLA	CHD-C1D	2.06	1.42	1.38
22	N	613	CLA	C4C-C3C	2.06	1.48	1.45
22	n	613	CLA	C4C-C3C	2.06	1.48	1.45
22	b	605	CLA	C3D-C2D	2.06	1.44	1.39
22	b	612	CLA	C3D-C2D	2.06	1.44	1.39
22	c	511	CLA	CAA-C2A	2.06	1.57	1.54
25	2	601	CHL	CHC-C1C	2.06	1.40	1.35
25	6	601	CHL	CHC-C1C	2.06	1.40	1.35
22	c	504	CLA	C3D-C2D	2.06	1.44	1.39
22	s	301	CLA	CMC-C2C	2.05	1.55	1.50
22	R	301	CLA	C1B-NB	-2.05	1.33	1.35
22	r	301	CLA	C1B-NB	-2.05	1.33	1.35
22	2	604	CLA	CMC-C2C	2.05	1.55	1.50
22	2	613	CLA	CMC-C2C	2.05	1.55	1.50
22	6	604	CLA	CMC-C2C	2.05	1.55	1.50
22	6	613	CLA	CMC-C2C	2.05	1.55	1.50
22	D	404	CLA	C4C-C3C	2.05	1.48	1.45
22	B	604	CLA	C3D-C2D	2.05	1.44	1.39
22	2	602	CLA	CHD-C1D	2.05	1.42	1.38
22	6	602	CLA	CHD-C1D	2.05	1.42	1.38
22	2	613	CLA	C3D-C2D	2.05	1.44	1.39
22	6	613	CLA	C3D-C2D	2.05	1.44	1.39
22	2	613	CLA	C3B-CAB	2.05	1.52	1.47
22	6	613	CLA	C3B-CAB	2.05	1.52	1.47
22	B	612	CLA	C3B-CAB	2.05	1.52	1.47
22	b	614	CLA	C3D-C2D	2.05	1.44	1.39
22	D	401	CLA	O2D-CGD	2.05	1.38	1.33
22	G	614	CLA	CMC-C2C	2.05	1.55	1.50
22	g	614	CLA	CMC-C2C	2.05	1.55	1.50
25	3	307	CHL	CHC-C1C	2.05	1.40	1.35
25	7	307	CHL	CHC-C1C	2.05	1.40	1.35
22	C	504	CLA	C4C-C3C	2.05	1.48	1.45
22	S	304	CLA	C3D-C2D	2.05	1.44	1.39
22	s	304	CLA	C3D-C2D	2.05	1.44	1.39
25	4	306	CHL	CHC-C1C	2.05	1.40	1.35
25	8	306	CHL	CHC-C1C	2.05	1.40	1.35
22	G	602	CLA	C3D-C2D	2.05	1.44	1.39

*Continued on next page...*

*Continued from previous page...*

Mol	Chain	Res	Type	Atoms	Z	Observed(Å)	Ideal(Å)
22	g	602	CLA	C3D-C2D	2.05	1.44	1.39
22	C	504	CLA	C3D-C2D	2.05	1.44	1.39
22	G	614	CLA	C3D-C2D	2.04	1.44	1.39
22	g	614	CLA	C3D-C2D	2.04	1.44	1.39
22	c	505	CLA	O2D-CGD	2.04	1.38	1.33
25	S	308	CHL	C4D-CHA	2.04	1.45	1.38
25	s	308	CHL	C4D-CHA	2.04	1.45	1.38
22	C	512	CLA	C3D-C2D	2.04	1.44	1.39
22	b	614	CLA	C4C-C3C	2.04	1.48	1.45
22	c	502	CLA	CAA-C2A	2.04	1.57	1.54
22	C	510	CLA	C4C-C3C	2.04	1.48	1.45
22	b	603	CLA	CMC-C2C	2.04	1.55	1.50
22	b	612	CLA	CMA-C3A	-2.04	1.48	1.53
22	C	510	CLA	CMC-C2C	2.04	1.55	1.50
22	G	603	CLA	CHD-C1D	2.04	1.42	1.38
22	g	603	CLA	CHD-C1D	2.04	1.42	1.38
22	3	312	CLA	CMC-C2C	2.04	1.55	1.50
22	7	312	CLA	CMC-C2C	2.04	1.55	1.50
22	B	615	CLA	C3D-C2D	2.04	1.44	1.39
22	S	304	CLA	C3B-CAB	2.04	1.52	1.47
22	s	304	CLA	C3B-CAB	2.04	1.52	1.47
22	b	612	CLA	C3B-CAB	2.04	1.52	1.47
22	C	509	CLA	C3D-C2D	2.04	1.44	1.39
22	G	602	CLA	CMC-C2C	2.04	1.55	1.50
22	g	602	CLA	CMC-C2C	2.04	1.55	1.50
22	R	308	CLA	C1B-NB	-2.03	1.33	1.35
22	r	308	CLA	C1B-NB	-2.03	1.33	1.35
25	R	306	CHL	CHC-C1C	2.03	1.40	1.35
25	r	306	CHL	CHC-C1C	2.03	1.40	1.35
25	N	601	CHL	C4D-CHA	2.03	1.45	1.38
25	n	601	CHL	C4D-CHA	2.03	1.45	1.38
22	C	509	CLA	O2D-CGD	2.03	1.38	1.33
22	G	603	CLA	CMC-C2C	2.03	1.55	1.50
22	g	603	CLA	CMC-C2C	2.03	1.55	1.50
22	A	403	CLA	C4C-C3C	2.03	1.48	1.45
22	b	611	CLA	C3B-CAB	2.03	1.52	1.47
22	2	603	CLA	CMC-C2C	2.03	1.55	1.50
22	6	603	CLA	CMC-C2C	2.03	1.55	1.50
22	3	312	CLA	CHD-C1D	2.03	1.42	1.38
22	7	312	CLA	CHD-C1D	2.03	1.42	1.38
25	1	607	CHL	CHC-C1C	2.03	1.40	1.35
25	5	607	CHL	CHC-C1C	2.03	1.40	1.35

*Continued on next page...*

*Continued from previous page...*

Mol	Chain	Res	Type	Atoms	Z	Observed(Å)	Ideal(Å)
25	N	606	CHL	C4D-CHA	2.03	1.45	1.38
25	n	606	CHL	C4D-CHA	2.03	1.45	1.38
22	b	608	CLA	C4C-C3C	2.03	1.48	1.45
22	b	605	CLA	C4C-C3C	2.03	1.48	1.45
25	N	605	CHL	C4D-CHA	2.03	1.45	1.38
25	n	605	CHL	C4D-CHA	2.03	1.45	1.38
22	S	305	CLA	C3D-C2D	2.03	1.44	1.39
22	s	305	CLA	C3D-C2D	2.03	1.44	1.39
22	G	604	CLA	CAA-C2A	2.03	1.57	1.54
22	g	604	CLA	CAA-C2A	2.03	1.57	1.54
22	2	602	CLA	C3D-C2D	2.03	1.44	1.39
22	6	602	CLA	C3D-C2D	2.03	1.44	1.39
22	S	301	CLA	C4C-C3C	2.03	1.48	1.45
22	b	615	CLA	CMC-C2C	2.03	1.55	1.50
22	4	302	CLA	CMC-C2C	2.03	1.55	1.50
22	8	302	CLA	CMC-C2C	2.03	1.55	1.50
22	3	304	CLA	C3B-CAB	2.02	1.52	1.47
22	7	304	CLA	C3B-CAB	2.02	1.52	1.47
22	C	508	CLA	C3D-C2D	2.02	1.44	1.39
22	b	601	CLA	C3D-C2D	2.02	1.44	1.39
22	D	404	CLA	C3D-C2D	2.02	1.44	1.39
22	b	615	CLA	CHD-C1D	2.02	1.42	1.38
22	c	512	CLA	C3D-C2D	2.02	1.44	1.39
22	a	402	CLA	CMC-C2C	2.02	1.55	1.50
22	1	604	CLA	CHD-C1D	2.02	1.42	1.38
22	5	604	CLA	CHD-C1D	2.02	1.42	1.38
22	C	510	CLA	C3D-C2D	2.02	1.44	1.39
25	S	302	CHL	C4D-ND	-2.02	1.34	1.37
25	s	302	CHL	C4D-ND	-2.02	1.34	1.37
22	R	309	CLA	C3D-C2D	2.02	1.44	1.39
22	r	309	CLA	C3D-C2D	2.02	1.44	1.39
25	Y	607	CHL	C4D-CHA	2.02	1.45	1.38
25	y	607	CHL	C4D-CHA	2.02	1.45	1.38
22	1	614	CLA	C3B-CAB	2.02	1.52	1.47
22	5	614	CLA	C3B-CAB	2.02	1.52	1.47
22	c	505	CLA	C3D-C2D	2.02	1.44	1.39
22	G	603	CLA	C1B-NB	-2.02	1.33	1.35
22	g	603	CLA	C1B-NB	-2.02	1.33	1.35
22	N	612	CLA	CMC-C2C	2.02	1.55	1.50
22	n	612	CLA	CMC-C2C	2.02	1.55	1.50
25	1	605	CHL	CHC-C1C	2.02	1.40	1.35
25	5	605	CHL	CHC-C1C	2.02	1.40	1.35

*Continued on next page...*

*Continued from previous page...*

Mol	Chain	Res	Type	Atoms	Z	Observed(Å)	Ideal(Å)
22	R	311	CLA	C3D-C2D	2.01	1.44	1.39
22	r	311	CLA	C3D-C2D	2.01	1.44	1.39
22	A	403	CLA	CMC-C2C	2.01	1.55	1.50
22	c	511	CLA	CHD-C1D	2.01	1.42	1.38
22	1	604	CLA	CMC-C2C	2.01	1.55	1.50
22	5	604	CLA	CMC-C2C	2.01	1.55	1.50
22	b	604	CLA	C3D-C2D	2.01	1.44	1.39
22	R	307	CLA	CAA-C2A	2.01	1.57	1.54
22	r	307	CLA	CAA-C2A	2.01	1.57	1.54
22	4	304	CLA	CHD-C1D	2.01	1.42	1.38
22	8	304	CLA	CHD-C1D	2.01	1.42	1.38
25	G	607	CHL	CHC-C1C	2.01	1.40	1.35
25	g	607	CHL	CHC-C1C	2.01	1.40	1.35
22	1	610	CLA	C4C-C3C	2.01	1.48	1.45
22	5	610	CLA	C4C-C3C	2.01	1.48	1.45
22	b	613	CLA	CMC-C2C	2.01	1.55	1.50
22	1	602	CLA	CHD-C1D	2.01	1.42	1.38
22	5	602	CLA	CHD-C1D	2.01	1.42	1.38
22	B	608	CLA	CMC-C2C	2.01	1.55	1.50
22	B	610	CLA	CMC-C2C	2.01	1.55	1.50
22	B	616	CLA	CMC-C2C	2.01	1.55	1.50
22	1	611	CLA	CHD-C1D	2.01	1.42	1.38
22	5	611	CLA	CHD-C1D	2.01	1.42	1.38
22	c	510	CLA	C3D-C2D	2.01	1.44	1.39
22	2	611	CLA	C4C-C3C	2.01	1.48	1.45
22	6	611	CLA	C4C-C3C	2.01	1.48	1.45
25	4	305	CHL	CHC-C1C	2.01	1.40	1.35
25	8	305	CHL	CHC-C1C	2.01	1.40	1.35
22	B	610	CLA	CHD-C1D	2.00	1.42	1.38
22	N	613	CLA	C3D-C2D	2.00	1.44	1.39
22	n	613	CLA	C3D-C2D	2.00	1.44	1.39
22	C	509	CLA	C4C-C3C	2.00	1.48	1.45
22	R	310	CLA	C4C-C3C	2.00	1.48	1.45
22	r	310	CLA	C4C-C3C	2.00	1.48	1.45
25	4	307	CHL	CBD-CGD	2.00	1.58	1.52
25	8	307	CHL	CBD-CGD	2.00	1.58	1.52
22	C	507	CLA	C3D-C2D	2.00	1.44	1.39
22	R	310	CLA	CMC-C2C	2.00	1.55	1.50
22	r	310	CLA	CMC-C2C	2.00	1.55	1.50
25	2	607	CHL	CHC-C1C	2.00	1.40	1.35
25	4	301	CHL	CHC-C1C	2.00	1.40	1.35
25	6	607	CHL	CHC-C1C	2.00	1.40	1.35

*Continued on next page...*

*Continued from previous page...*

Mol	Chain	Res	Type	Atoms	Z	Observed(Å)	Ideal(Å)
25	8	301	CHL	CHC-C1C	2.00	1.40	1.35
22	R	312	CLA	C3B-CAB	2.00	1.52	1.47
22	r	312	CLA	C3B-CAB	2.00	1.52	1.47

All (6088) bond angle outliers are listed below:

Mol	Chain	Res	Type	Atoms	Z	Observed(°)	Ideal(°)
25	S	307	CHL	O2D-CGD-CBD	28.05	161.12	111.27
25	s	307	CHL	O2D-CGD-CBD	28.05	161.12	111.27
25	4	307	CHL	O2D-CGD-CBD	27.92	160.89	111.27
25	8	307	CHL	O2D-CGD-CBD	27.92	160.89	111.27
25	S	307	CHL	O2D-CGD-O1D	-23.93	77.05	123.84
25	s	307	CHL	O2D-CGD-O1D	-23.93	77.05	123.84
25	4	307	CHL	O2D-CGD-O1D	-23.25	78.38	123.84
25	8	307	CHL	O2D-CGD-O1D	-23.25	78.38	123.84
25	4	307	CHL	O1D-CGD-CBD	-20.52	82.50	124.48
25	8	307	CHL	O1D-CGD-CBD	-20.52	82.50	124.48
25	S	307	CHL	O1D-CGD-CBD	-19.75	84.07	124.48
25	s	307	CHL	O1D-CGD-CBD	-19.75	84.07	124.48
25	G	609	CHL	C4A-NA-C1A	10.51	111.43	106.71
25	g	609	CHL	C4A-NA-C1A	10.51	111.43	106.71
25	N	609	CHL	C4A-NA-C1A	10.45	111.41	106.71
25	n	609	CHL	C4A-NA-C1A	10.45	111.41	106.71
25	3	309	CHL	C4A-NA-C1A	10.40	111.38	106.71
25	7	309	CHL	C4A-NA-C1A	10.40	111.38	106.71
22	B	604	CLA	C2C-C1C-NC	10.21	119.54	109.97
25	Y	609	CHL	C4A-NA-C1A	10.18	111.28	106.71
25	y	609	CHL	C4A-NA-C1A	10.18	111.28	106.71
25	1	609	CHL	C4A-NA-C1A	9.60	111.02	106.71
25	5	609	CHL	C4A-NA-C1A	9.60	111.02	106.71
22	C	508	CLA	C2C-C1C-NC	9.57	118.94	109.97
22	C	506	CLA	C2C-C1C-NC	9.53	118.90	109.97
22	B	616	CLA	C2C-C1C-NC	9.25	118.64	109.97
22	c	507	CLA	C2C-C1C-NC	9.19	118.58	109.97
22	c	506	CLA	C2C-C1C-NC	9.19	118.58	109.97
25	2	608	CHL	C4A-NA-C1A	9.10	110.80	106.71
25	6	608	CHL	C4A-NA-C1A	9.10	110.80	106.71
22	b	609	CLA	C2C-C1C-NC	9.08	118.48	109.97
22	C	501	CLA	C2C-C1C-NC	9.05	118.45	109.97
22	c	508	CLA	C2C-C1C-NC	9.04	118.44	109.97
22	C	510	CLA	C2C-C1C-NC	9.04	118.44	109.97
22	c	501	CLA	C2C-C1C-NC	9.04	118.44	109.97

*Continued on next page...*



*Continued from previous page...*

Mol	Chain	Res	Type	Atoms	Z	Observed(°)	Ideal(°)
22	B	608	CLA	C2C-C1C-NC	9.03	118.43	109.97
25	N	607	CHL	C4A-NA-C1A	8.94	110.72	106.71
25	n	607	CHL	C4A-NA-C1A	8.94	110.72	106.71
22	Y	613	CLA	C2C-C1C-NC	8.93	118.34	109.97
22	y	613	CLA	C2C-C1C-NC	8.93	118.34	109.97
22	c	512	CLA	C2C-C1C-NC	8.92	118.33	109.97
22	b	616	CLA	C2C-C1C-NC	8.91	118.31	109.97
25	Y	605	CHL	C4A-NA-C1A	8.87	110.69	106.71
25	y	605	CHL	C4A-NA-C1A	8.87	110.69	106.71
22	b	613	CLA	C2C-C1C-NC	8.87	118.28	109.97
22	C	504	CLA	C2C-C1C-NC	8.85	118.26	109.97
22	B	607	CLA	C2C-C1C-NC	8.85	118.26	109.97
22	4	302	CLA	C2C-C1C-NC	8.84	118.25	109.97
22	8	302	CLA	C2C-C1C-NC	8.84	118.25	109.97
22	b	610	CLA	C2C-C1C-NC	8.81	118.22	109.97
22	C	511	CLA	C2C-C1C-NC	8.72	118.14	109.97
25	3	306	CHL	C4A-NA-C1A	8.70	110.62	106.71
25	7	306	CHL	C4A-NA-C1A	8.70	110.62	106.71
22	Y	604	CLA	C2C-C1C-NC	8.69	118.11	109.97
22	y	604	CLA	C2C-C1C-NC	8.69	118.11	109.97
25	N	601	CHL	C4A-NA-C1A	8.67	110.60	106.71
25	n	601	CHL	C4A-NA-C1A	8.67	110.60	106.71
22	S	312	CLA	C2C-C1C-NC	8.66	118.09	109.97
22	s	312	CLA	C2C-C1C-NC	8.66	118.09	109.97
25	G	601	CHL	C4A-NA-C1A	8.63	110.58	106.71
25	g	601	CHL	C4A-NA-C1A	8.63	110.58	106.71
22	b	604	CLA	C2C-C1C-NC	8.61	118.04	109.97
22	a	405	CLA	C2C-C1C-NC	8.60	118.03	109.97
22	1	614	CLA	C2C-C1C-NC	8.60	118.03	109.97
22	5	614	CLA	C2C-C1C-NC	8.60	118.03	109.97
25	2	601	CHL	C4A-NA-C1A	8.59	110.57	106.71
25	6	601	CHL	C4A-NA-C1A	8.59	110.57	106.71
22	B	615	CLA	C2C-C1C-NC	8.58	118.01	109.97
22	C	507	CLA	C2C-C1C-NC	8.57	118.00	109.97
22	D	401	CLA	C2C-C1C-NC	8.57	118.00	109.97
22	S	314	CLA	C2C-C1C-NC	8.56	117.99	109.97
22	s	314	CLA	C2C-C1C-NC	8.56	117.99	109.97
22	d	403	CLA	C2C-C1C-NC	8.51	117.94	109.97
22	N	613	CLA	C2C-C1C-NC	8.51	117.94	109.97
22	n	613	CLA	C2C-C1C-NC	8.51	117.94	109.97
22	G	604	CLA	C2C-C1C-NC	8.51	117.94	109.97
22	g	604	CLA	C2C-C1C-NC	8.51	117.94	109.97

*Continued on next page...*



*Continued from previous page...*

Mol	Chain	Res	Type	Atoms	Z	Observed(°)	Ideal(°)
22	B	612	CLA	C2C-C1C-NC	8.49	117.92	109.97
22	N	602	CLA	C2C-C1C-NC	8.46	117.89	109.97
22	n	602	CLA	C2C-C1C-NC	8.46	117.89	109.97
22	b	607	CLA	C2C-C1C-NC	8.45	117.89	109.97
22	S	309	CLA	C2C-C1C-NC	8.45	117.89	109.97
22	s	309	CLA	C2C-C1C-NC	8.45	117.89	109.97
22	G	613	CLA	C2C-C1C-NC	8.45	117.89	109.97
22	g	613	CLA	C2C-C1C-NC	8.45	117.89	109.97
22	B	610	CLA	C2C-C1C-NC	8.43	117.87	109.97
25	2	605	CHL	C4A-NA-C1A	8.43	110.49	106.71
25	6	605	CHL	C4A-NA-C1A	8.43	110.49	106.71
22	2	612	CLA	C2C-C1C-NC	8.42	117.86	109.97
22	6	612	CLA	C2C-C1C-NC	8.42	117.86	109.97
22	S	301	CLA	C2C-C1C-NC	8.40	117.84	109.97
25	N	605	CHL	C4A-NA-C1A	8.39	110.48	106.71
25	n	605	CHL	C4A-NA-C1A	8.39	110.48	106.71
22	Y	602	CLA	C2C-C1C-NC	8.38	117.82	109.97
22	y	602	CLA	C2C-C1C-NC	8.38	117.82	109.97
22	c	510	CLA	C2C-C1C-NC	8.37	117.81	109.97
22	c	502	CLA	C2C-C1C-NC	8.35	117.79	109.97
22	B	609	CLA	C2C-C1C-NC	8.34	117.78	109.97
22	A	405	CLA	C2C-C1C-NC	8.34	117.78	109.97
22	C	505	CLA	C2C-C1C-NC	8.32	117.77	109.97
22	c	503	CLA	C2C-C1C-NC	8.31	117.76	109.97
22	D	403	CLA	C2C-C1C-NC	8.31	117.75	109.97
22	3	313	CLA	C2C-C1C-NC	8.29	117.74	109.97
22	7	313	CLA	C2C-C1C-NC	8.29	117.74	109.97
22	B	605	CLA	C2C-C1C-NC	8.28	117.73	109.97
22	N	611	CLA	C2C-C1C-NC	8.27	117.72	109.97
22	n	611	CLA	C2C-C1C-NC	8.27	117.72	109.97
22	1	611	CLA	C2C-C1C-NC	8.27	117.72	109.97
22	5	611	CLA	C2C-C1C-NC	8.27	117.72	109.97
22	B	603	CLA	C2C-C1C-NC	8.26	117.71	109.97
22	N	612	CLA	C2C-C1C-NC	8.26	117.71	109.97
22	n	612	CLA	C2C-C1C-NC	8.26	117.71	109.97
22	D	404	CLA	C2C-C1C-NC	8.24	117.69	109.97
22	b	603	CLA	C2C-C1C-NC	8.23	117.68	109.97
22	G	602	CLA	C2C-C1C-NC	8.23	117.68	109.97
22	g	602	CLA	C2C-C1C-NC	8.23	117.68	109.97
22	Y	614	CLA	C2C-C1C-NC	8.21	117.66	109.97
22	y	614	CLA	C2C-C1C-NC	8.21	117.66	109.97
22	c	511	CLA	C2C-C1C-NC	8.20	117.65	109.97

*Continued on next page...*

*Continued from previous page...*

Mol	Chain	Res	Type	Atoms	Z	Observed(°)	Ideal(°)
22	c	504	CLA	C2C-C1C-NC	8.18	117.64	109.97
25	4	308	CHL	C4A-NA-C1A	8.17	110.38	106.71
25	8	308	CHL	C4A-NA-C1A	8.17	110.38	106.71
22	B	602	CLA	C2C-C1C-NC	8.17	117.63	109.97
22	1	604	CLA	C2C-C1C-NC	8.16	117.62	109.97
22	5	604	CLA	C2C-C1C-NC	8.16	117.62	109.97
22	3	312	CLA	C2C-C1C-NC	8.16	117.62	109.97
22	7	312	CLA	C2C-C1C-NC	8.16	117.62	109.97
25	Y	607	CHL	C4A-NA-C1A	8.15	110.37	106.71
25	y	607	CHL	C4A-NA-C1A	8.15	110.37	106.71
22	1	602	CLA	C2C-C1C-NC	8.15	117.61	109.97
22	5	602	CLA	C2C-C1C-NC	8.15	117.61	109.97
22	R	309	CLA	C2C-C1C-NC	8.14	117.60	109.97
22	r	309	CLA	C2C-C1C-NC	8.14	117.60	109.97
22	G	612	CLA	C2C-C1C-NC	8.14	117.60	109.97
22	g	612	CLA	C2C-C1C-NC	8.14	117.60	109.97
22	G	603	CLA	C2C-C1C-NC	8.14	117.59	109.97
22	g	603	CLA	C2C-C1C-NC	8.14	117.59	109.97
22	1	613	CLA	C2C-C1C-NC	8.13	117.59	109.97
22	5	613	CLA	C2C-C1C-NC	8.13	117.59	109.97
22	R	311	CLA	C2C-C1C-NC	8.13	117.59	109.97
22	r	311	CLA	C2C-C1C-NC	8.13	117.59	109.97
22	1	603	CLA	C2C-C1C-NC	8.12	117.58	109.97
22	5	603	CLA	C2C-C1C-NC	8.12	117.58	109.97
22	Y	611	CLA	C2C-C1C-NC	8.12	117.58	109.97
22	y	611	CLA	C2C-C1C-NC	8.12	117.58	109.97
22	2	602	CLA	C2C-C1C-NC	8.12	117.58	109.97
22	6	602	CLA	C2C-C1C-NC	8.12	117.58	109.97
22	Y	612	CLA	C2C-C1C-NC	8.11	117.57	109.97
22	y	612	CLA	C2C-C1C-NC	8.11	117.57	109.97
22	4	304	CLA	C2C-C1C-NC	8.10	117.56	109.97
22	8	304	CLA	C2C-C1C-NC	8.10	117.56	109.97
22	3	305	CLA	C2C-C1C-NC	8.10	117.56	109.97
22	7	305	CLA	C2C-C1C-NC	8.10	117.56	109.97
22	a	403	CLA	C2C-C1C-NC	8.09	117.56	109.97
22	G	611	CLA	C2C-C1C-NC	8.09	117.55	109.97
22	g	611	CLA	C2C-C1C-NC	8.09	117.55	109.97
22	4	310	CLA	C2C-C1C-NC	8.08	117.54	109.97
22	8	310	CLA	C2C-C1C-NC	8.08	117.54	109.97
25	G	607	CHL	C4A-NA-C1A	8.08	110.34	106.71
25	g	607	CHL	C4A-NA-C1A	8.08	110.34	106.71
22	2	604	CLA	C2C-C1C-NC	8.08	117.54	109.97

*Continued on next page...*

*Continued from previous page...*

Mol	Chain	Res	Type	Atoms	Z	Observed(°)	Ideal(°)
22	6	604	CLA	C2C-C1C-NC	8.08	117.54	109.97
22	3	311	CLA	C2C-C1C-NC	8.06	117.52	109.97
22	7	311	CLA	C2C-C1C-NC	8.06	117.52	109.97
22	S	311	CLA	C2C-C1C-NC	8.06	117.52	109.97
22	s	311	CLA	C2C-C1C-NC	8.06	117.52	109.97
22	R	307	CLA	C2C-C1C-NC	8.05	117.52	109.97
22	r	307	CLA	C2C-C1C-NC	8.05	117.52	109.97
22	N	604	CLA	C2C-C1C-NC	8.05	117.52	109.97
22	n	604	CLA	C2C-C1C-NC	8.05	117.52	109.97
22	Y	603	CLA	C2C-C1C-NC	8.05	117.52	109.97
22	y	603	CLA	C2C-C1C-NC	8.05	117.52	109.97
22	4	303	CLA	C2C-C1C-NC	8.05	117.51	109.97
22	8	303	CLA	C2C-C1C-NC	8.05	117.51	109.97
22	S	305	CLA	C2C-C1C-NC	8.04	117.50	109.97
22	s	305	CLA	C2C-C1C-NC	8.04	117.50	109.97
22	C	509	CLA	C2C-C1C-NC	8.03	117.50	109.97
25	G	605	CHL	C4A-NA-C1A	8.03	110.32	106.71
25	g	605	CHL	C4A-NA-C1A	8.03	110.32	106.71
22	N	603	CLA	C2C-C1C-NC	8.03	117.49	109.97
22	n	603	CLA	C2C-C1C-NC	8.03	117.49	109.97
22	R	303	CLA	C2C-C1C-NC	8.02	117.48	109.97
22	r	303	CLA	C2C-C1C-NC	8.02	117.48	109.97
22	D	403	CLA	CAC-C3C-C4C	8.01	135.21	124.81
22	d	401	CLA	C2C-C1C-NC	8.01	117.47	109.97
22	b	602	CLA	C2C-C1C-NC	8.01	117.47	109.97
22	b	614	CLA	C2C-C1C-NC	8.00	117.47	109.97
22	Y	610	CLA	C2C-C1C-NC	8.00	117.46	109.97
22	y	610	CLA	C2C-C1C-NC	8.00	117.46	109.97
22	c	505	CLA	C2C-C1C-NC	7.98	117.45	109.97
22	a	402	CLA	C2C-C1C-NC	7.98	117.45	109.97
25	1	601	CHL	C4A-NA-C1A	7.97	110.29	106.71
25	5	601	CHL	C4A-NA-C1A	7.97	110.29	106.71
22	S	310	CLA	C2C-C1C-NC	7.97	117.44	109.97
22	s	310	CLA	C2C-C1C-NC	7.97	117.44	109.97
22	2	610	CLA	C2C-C1C-NC	7.95	117.42	109.97
22	3	303	CLA	C2C-C1C-NC	7.95	117.42	109.97
22	6	610	CLA	C2C-C1C-NC	7.95	117.42	109.97
22	7	303	CLA	C2C-C1C-NC	7.95	117.42	109.97
22	R	312	CLA	C2C-C1C-NC	7.94	117.41	109.97
22	r	312	CLA	C2C-C1C-NC	7.94	117.41	109.97
22	3	304	CLA	C2C-C1C-NC	7.94	117.41	109.97
22	7	304	CLA	C2C-C1C-NC	7.94	117.41	109.97

*Continued on next page...*

*Continued from previous page...*

Mol	Chain	Res	Type	Atoms	Z	Observed(°)	Ideal(°)
22	C	512	CLA	C2C-C1C-NC	7.93	117.40	109.97
22	2	603	CLA	C2C-C1C-NC	7.93	117.40	109.97
22	6	603	CLA	C2C-C1C-NC	7.93	117.40	109.97
22	1	612	CLA	C2C-C1C-NC	7.92	117.39	109.97
22	5	612	CLA	C2C-C1C-NC	7.92	117.39	109.97
22	d	404	CLA	C2C-C1C-NC	7.87	117.34	109.97
22	C	503	CLA	C2C-C1C-NC	7.87	117.34	109.97
22	N	614	CLA	C2C-C1C-NC	7.86	117.33	109.97
22	n	614	CLA	C2C-C1C-NC	7.86	117.33	109.97
22	B	614	CLA	C2C-C1C-NC	7.85	117.33	109.97
25	S	308	CHL	C4A-NA-C1A	7.84	110.23	106.71
25	s	308	CHL	C4A-NA-C1A	7.84	110.23	106.71
22	d	403	CLA	CAC-C3C-C4C	7.82	134.95	124.81
22	A	403	CLA	C2C-C1C-NC	7.81	117.29	109.97
22	R	301	CLA	C2C-C1C-NC	7.80	117.28	109.97
22	r	301	CLA	C2C-C1C-NC	7.80	117.28	109.97
25	1	605	CHL	C4A-NA-C1A	7.80	110.21	106.71
25	5	605	CHL	C4A-NA-C1A	7.80	110.21	106.71
22	2	613	CLA	C2C-C1C-NC	7.78	117.26	109.97
22	6	613	CLA	C2C-C1C-NC	7.78	117.26	109.97
22	S	303	CLA	C2C-C1C-NC	7.78	117.26	109.97
22	s	303	CLA	C2C-C1C-NC	7.78	117.26	109.97
22	S	313	CLA	C2C-C1C-NC	7.75	117.24	109.97
22	s	313	CLA	C2C-C1C-NC	7.75	117.24	109.97
25	3	302	CHL	C4A-NA-C1A	7.75	110.19	106.71
25	7	302	CHL	C4A-NA-C1A	7.75	110.19	106.71
22	R	310	CLA	C2C-C1C-NC	7.73	117.22	109.97
22	r	310	CLA	C2C-C1C-NC	7.73	117.22	109.97
22	2	611	CLA	C2C-C1C-NC	7.71	117.19	109.97
22	6	611	CLA	C2C-C1C-NC	7.71	117.19	109.97
22	b	611	CLA	C2C-C1C-NC	7.70	117.19	109.97
22	G	614	CLA	C2C-C1C-NC	7.70	117.18	109.97
22	g	614	CLA	C2C-C1C-NC	7.70	117.18	109.97
22	A	402	CLA	C2C-C1C-NC	7.68	117.17	109.97
22	1	610	CLA	C2C-C1C-NC	7.67	117.16	109.97
22	5	610	CLA	C2C-C1C-NC	7.67	117.16	109.97
22	s	301	CLA	C2C-C1C-NC	7.67	117.16	109.97
22	B	613	CLA	C2C-C1C-NC	7.65	117.13	109.97
25	Y	601	CHL	C4A-NA-C1A	7.63	110.14	106.71
25	y	601	CHL	C4A-NA-C1A	7.63	110.14	106.71
22	b	608	CLA	C2C-C1C-NC	7.62	117.11	109.97
25	4	307	CHL	C4A-NA-C1A	7.54	110.09	106.71

*Continued on next page...*

*Continued from previous page...*

Mol	Chain	Res	Type	Atoms	Z	Observed(°)	Ideal(°)
25	8	307	CHL	C4A-NA-C1A	7.54	110.09	106.71
22	R	302	CLA	C2C-C1C-NC	7.51	117.01	109.97
22	r	302	CLA	C2C-C1C-NC	7.51	117.01	109.97
25	S	306	CHL	C4A-NA-C1A	7.51	110.08	106.71
25	s	306	CHL	C4A-NA-C1A	7.51	110.08	106.71
22	c	509	CLA	C2C-C1C-NC	7.49	116.99	109.97
25	1	615	CHL	C4A-NA-C1A	7.48	110.07	106.71
25	5	615	CHL	C4A-NA-C1A	7.48	110.07	106.71
25	N	606	CHL	C4A-NA-C1A	7.47	110.06	106.71
25	n	606	CHL	C4A-NA-C1A	7.47	110.06	106.71
22	b	605	CLA	C2C-C1C-NC	7.46	116.96	109.97
22	3	314	CLA	C2C-C1C-NC	7.43	116.93	109.97
22	7	314	CLA	C2C-C1C-NC	7.43	116.93	109.97
22	B	606	CLA	C2C-C1C-NC	7.41	116.92	109.97
25	2	606	CHL	C4A-NA-C1A	7.36	110.02	106.71
25	6	606	CHL	C4A-NA-C1A	7.36	110.02	106.71
22	b	601	CLA	C2C-C1C-NC	7.35	116.86	109.97
25	1	607	CHL	C4A-NA-C1A	7.35	110.01	106.71
25	5	607	CHL	C4A-NA-C1A	7.35	110.01	106.71
25	3	307	CHL	C4A-NA-C1A	7.34	110.01	106.71
25	7	307	CHL	C4A-NA-C1A	7.34	110.01	106.71
25	2	607	CHL	C4A-NA-C1A	7.33	110.00	106.71
25	6	607	CHL	C4A-NA-C1A	7.33	110.00	106.71
22	b	615	CLA	C2C-C1C-NC	7.26	116.77	109.97
22	N	610	CLA	C2C-C1C-NC	7.25	116.77	109.97
22	n	610	CLA	C2C-C1C-NC	7.25	116.77	109.97
22	G	610	CLA	C2C-C1C-NC	7.24	116.75	109.97
22	g	610	CLA	C2C-C1C-NC	7.24	116.75	109.97
22	R	308	CLA	C2C-C1C-NC	7.23	116.74	109.97
22	r	308	CLA	C2C-C1C-NC	7.23	116.74	109.97
25	3	301	CHL	C4A-NA-C1A	7.19	109.94	106.71
25	7	301	CHL	C4A-NA-C1A	7.19	109.94	106.71
22	3	310	CLA	C2C-C1C-NC	7.18	116.70	109.97
22	7	310	CLA	C2C-C1C-NC	7.18	116.70	109.97
22	B	604	CLA	C1C-C2C-C3C	-7.18	99.41	106.96
22	b	612	CLA	C2C-C1C-NC	7.18	116.70	109.97
22	4	309	CLA	C2C-C1C-NC	7.18	116.70	109.97
22	8	309	CLA	C2C-C1C-NC	7.18	116.70	109.97
22	C	502	CLA	C2C-C1C-NC	7.13	116.65	109.97
22	B	601	CLA	C2C-C1C-NC	7.12	116.64	109.97
25	4	305	CHL	C4A-NA-C1A	7.10	109.90	106.71
25	8	305	CHL	C4A-NA-C1A	7.10	109.90	106.71

*Continued on next page...*

*Continued from previous page...*

Mol	Chain	Res	Type	Atoms	Z	Observed(°)	Ideal(°)
22	B	611	CLA	C2C-C1C-NC	7.10	116.62	109.97
22	B	606	CLA	CAC-C3C-C4C	7.05	133.96	124.81
22	2	609	CLA	C2C-C1C-NC	7.05	116.57	109.97
22	6	609	CLA	C2C-C1C-NC	7.05	116.57	109.97
22	S	304	CLA	C2C-C1C-NC	7.04	116.57	109.97
22	s	304	CLA	C2C-C1C-NC	7.04	116.57	109.97
22	c	501	CLA	C1C-C2C-C3C	-7.04	99.56	106.96
22	C	508	CLA	C1D-ND-C4D	7.02	111.33	106.33
25	R	306	CHL	C4A-NA-C1A	6.96	109.83	106.71
25	r	306	CHL	C4A-NA-C1A	6.96	109.83	106.71
25	S	307	CHL	C4A-NA-C1A	6.94	109.83	106.71
25	s	307	CHL	C4A-NA-C1A	6.94	109.83	106.71
22	b	614	CLA	CAC-C3C-C4C	6.89	133.75	124.81
25	1	606	CHL	C4A-NA-C1A	6.88	109.80	106.71
25	5	606	CHL	C4A-NA-C1A	6.88	109.80	106.71
25	3	308	CHL	C4A-NA-C1A	6.86	109.79	106.71
25	7	308	CHL	C4A-NA-C1A	6.86	109.79	106.71
25	4	306	CHL	C4A-NA-C1A	6.86	109.79	106.71
25	8	306	CHL	C4A-NA-C1A	6.86	109.79	106.71
22	R	307	CLA	CAC-C3C-C4C	6.85	133.70	124.81
22	r	307	CLA	CAC-C3C-C4C	6.85	133.70	124.81
25	R	305	CHL	C4A-NA-C1A	6.79	109.76	106.71
25	r	305	CHL	C4A-NA-C1A	6.79	109.76	106.71
22	S	313	CLA	CAC-C3C-C4C	6.79	133.62	124.81
22	s	313	CLA	CAC-C3C-C4C	6.79	133.62	124.81
22	b	616	CLA	C4A-NA-C1A	-6.78	103.66	106.71
22	b	609	CLA	C1C-C2C-C3C	-6.75	99.86	106.96
22	1	614	CLA	CAC-C3C-C4C	6.74	133.55	124.81
22	5	614	CLA	CAC-C3C-C4C	6.74	133.55	124.81
22	b	604	CLA	C1C-C2C-C3C	-6.74	99.88	106.96
22	b	616	CLA	C1D-ND-C4D	6.64	111.05	106.33
22	B	605	CLA	CAC-C3C-C4C	6.64	133.43	124.81
25	4	301	CHL	C4A-NA-C1A	6.63	109.69	106.71
25	8	301	CHL	C4A-NA-C1A	6.63	109.69	106.71
22	B	615	CLA	CAC-C3C-C4C	6.62	133.41	124.81
22	S	312	CLA	C1C-C2C-C3C	-6.62	99.99	106.96
22	s	312	CLA	C1C-C2C-C3C	-6.62	99.99	106.96
22	B	616	CLA	C1C-C2C-C3C	-6.61	100.00	106.96
22	b	606	CLA	C2C-C1C-NC	6.61	116.16	109.97
25	R	304	CHL	C4A-NA-C1A	6.61	109.68	106.71
25	r	304	CHL	C4A-NA-C1A	6.61	109.68	106.71
25	1	608	CHL	C4A-NA-C1A	6.60	109.67	106.71

*Continued on next page...*

*Continued from previous page...*

Mol	Chain	Res	Type	Atoms	Z	Observed(°)	Ideal(°)
25	5	608	CHL	C4A-NA-C1A	6.60	109.67	106.71
22	B	608	CLA	C1C-C2C-C3C	-6.60	100.02	106.96
22	c	506	CLA	CAC-C3C-C4C	6.58	133.35	124.81
22	Y	613	CLA	C1C-C2C-C3C	-6.56	100.06	106.96
22	y	613	CLA	C1C-C2C-C3C	-6.56	100.06	106.96
22	A	402	CLA	CAC-C3C-C4C	6.55	133.31	124.81
22	c	508	CLA	C1D-ND-C4D	6.54	110.98	106.33
22	C	501	CLA	C1C-C2C-C3C	-6.53	100.09	106.96
22	c	505	CLA	CAC-C3C-C4C	6.53	133.28	124.81
22	C	504	CLA	C1C-C2C-C3C	-6.52	100.10	106.96
22	b	607	CLA	CAC-C3C-C4C	6.49	133.23	124.81
22	C	508	CLA	CAC-C3C-C4C	6.46	133.19	124.81
22	c	508	CLA	CAC-C3C-C4C	6.46	133.19	124.81
25	Y	606	CHL	C4A-NA-C1A	6.45	109.61	106.71
25	y	606	CHL	C4A-NA-C1A	6.45	109.61	106.71
22	C	510	CLA	C1C-C2C-C3C	-6.45	100.17	106.96
25	Y	608	CHL	C4A-NA-C1A	6.45	109.61	106.71
25	y	608	CHL	C4A-NA-C1A	6.45	109.61	106.71
22	c	506	CLA	C1C-C2C-C3C	-6.43	100.19	106.96
22	c	507	CLA	C1C-C2C-C3C	-6.43	100.19	106.96
22	b	611	CLA	CAC-C3C-C4C	6.43	133.16	124.81
22	C	505	CLA	CAC-C3C-C4C	6.43	133.15	124.81
25	G	606	CHL	C4A-NA-C1A	6.41	109.59	106.71
25	g	606	CHL	C4A-NA-C1A	6.41	109.59	106.71
22	C	506	CLA	C1C-C2C-C3C	-6.39	100.24	106.96
22	Y	604	CLA	C1C-C2C-C3C	-6.38	100.25	106.96
22	y	604	CLA	C1C-C2C-C3C	-6.38	100.25	106.96
22	N	612	CLA	C1C-C2C-C3C	-6.37	100.26	106.96
22	n	612	CLA	C1C-C2C-C3C	-6.37	100.26	106.96
22	b	613	CLA	C1C-C2C-C3C	-6.37	100.26	106.96
22	1	614	CLA	C1D-ND-C4D	6.34	110.84	106.33
22	5	614	CLA	C1D-ND-C4D	6.34	110.84	106.33
22	B	611	CLA	CAC-C3C-C4C	6.34	133.04	124.81
22	C	506	CLA	CAC-C3C-C4C	6.34	133.03	124.81
22	b	616	CLA	CAC-C3C-C4C	6.33	133.02	124.81
22	G	602	CLA	C1C-C2C-C3C	-6.31	100.32	106.96
22	g	602	CLA	C1C-C2C-C3C	-6.31	100.32	106.96
22	S	304	CLA	CAC-C3C-C4C	6.31	133.00	124.81
22	G	603	CLA	CAC-C3C-C4C	6.31	133.00	124.81
22	s	304	CLA	CAC-C3C-C4C	6.31	133.00	124.81
22	g	603	CLA	CAC-C3C-C4C	6.31	133.00	124.81
25	N	608	CHL	C4A-NA-C1A	6.29	109.53	106.71

*Continued on next page...*



*Continued from previous page...*

Mol	Chain	Res	Type	Atoms	Z	Observed(°)	Ideal(°)
25	n	608	CHL	C4A-NA-C1A	6.29	109.53	106.71
22	1	614	CLA	C1C-C2C-C3C	-6.29	100.35	106.96
22	5	614	CLA	C1C-C2C-C3C	-6.29	100.35	106.96
22	B	609	CLA	CAC-C3C-C4C	6.28	132.96	124.81
22	Y	612	CLA	C1D-ND-C4D	6.28	110.79	106.33
22	y	612	CLA	C1D-ND-C4D	6.28	110.79	106.33
22	N	603	CLA	CAC-C3C-C4C	6.28	132.95	124.81
22	n	603	CLA	CAC-C3C-C4C	6.28	132.95	124.81
22	b	616	CLA	C1C-C2C-C3C	-6.27	100.36	106.96
22	N	602	CLA	C1C-C2C-C3C	-6.27	100.36	106.96
22	n	602	CLA	C1C-C2C-C3C	-6.27	100.36	106.96
22	c	510	CLA	C1C-C2C-C3C	-6.27	100.36	106.96
22	G	612	CLA	C1C-C2C-C3C	-6.27	100.36	106.96
22	g	612	CLA	C1C-C2C-C3C	-6.27	100.36	106.96
22	N	611	CLA	C1C-C2C-C3C	-6.26	100.37	106.96
22	n	611	CLA	C1C-C2C-C3C	-6.26	100.37	106.96
22	Y	612	CLA	C1C-C2C-C3C	-6.26	100.38	106.96
22	y	612	CLA	C1C-C2C-C3C	-6.26	100.38	106.96
22	A	405	CLA	CAC-C3C-C4C	6.25	132.92	124.81
22	C	509	CLA	C1C-C2C-C3C	-6.25	100.39	106.96
22	b	603	CLA	C1C-C2C-C3C	-6.22	100.42	106.96
22	4	309	CLA	CAC-C3C-C4C	6.22	132.87	124.81
22	8	309	CLA	CAC-C3C-C4C	6.22	132.87	124.81
22	Y	603	CLA	C1C-C2C-C3C	-6.21	100.42	106.96
22	y	603	CLA	C1C-C2C-C3C	-6.21	100.42	106.96
22	C	511	CLA	C1C-C2C-C3C	-6.21	100.42	106.96
22	S	314	CLA	C1C-C2C-C3C	-6.20	100.43	106.96
22	s	314	CLA	C1C-C2C-C3C	-6.20	100.43	106.96
22	C	508	CLA	C1C-C2C-C3C	-6.19	100.44	106.96
22	c	512	CLA	C1C-C2C-C3C	-6.19	100.44	106.96
22	C	504	CLA	CAC-C3C-C4C	6.19	132.84	124.81
22	B	604	CLA	C1D-ND-C4D	6.19	110.73	106.33
22	a	405	CLA	CAC-C3C-C4C	6.19	132.84	124.81
22	G	604	CLA	C1C-C2C-C3C	-6.17	100.47	106.96
22	g	604	CLA	C1C-C2C-C3C	-6.17	100.47	106.96
22	c	511	CLA	C1C-C2C-C3C	-6.17	100.47	106.96
22	Y	611	CLA	C1C-C2C-C3C	-6.17	100.47	106.96
22	y	611	CLA	C1C-C2C-C3C	-6.17	100.47	106.96
22	3	304	CLA	CAC-C3C-C4C	6.16	132.81	124.81
22	7	304	CLA	CAC-C3C-C4C	6.16	132.81	124.81
22	4	302	CLA	C1C-C2C-C3C	-6.16	100.48	106.96
22	8	302	CLA	C1C-C2C-C3C	-6.16	100.48	106.96

*Continued on next page...*



*Continued from previous page...*

Mol	Chain	Res	Type	Atoms	Z	Observed(°)	Ideal(°)
22	B	603	CLA	CAC-C3C-C4C	6.16	132.81	124.81
22	c	503	CLA	CAC-C3C-C4C	6.16	132.80	124.81
22	S	305	CLA	C1C-C2C-C3C	-6.16	100.48	106.96
22	s	305	CLA	C1C-C2C-C3C	-6.16	100.48	106.96
22	C	506	CLA	C1D-ND-C4D	6.15	110.71	106.33
22	Y	614	CLA	C1C-C2C-C3C	-6.15	100.50	106.96
22	y	614	CLA	C1C-C2C-C3C	-6.15	100.50	106.96
25	G	608	CHL	C4A-NA-C1A	6.15	109.47	106.71
25	g	608	CHL	C4A-NA-C1A	6.15	109.47	106.71
22	b	604	CLA	O2D-CGD-CBD	6.14	122.18	111.27
22	b	606	CLA	C1D-ND-C4D	6.14	110.70	106.33
22	R	311	CLA	C1C-C2C-C3C	-6.14	100.50	106.96
22	r	311	CLA	C1C-C2C-C3C	-6.14	100.50	106.96
22	R	311	CLA	CAC-C3C-C4C	6.13	132.77	124.81
22	r	311	CLA	CAC-C3C-C4C	6.13	132.77	124.81
22	c	502	CLA	C1C-C2C-C3C	-6.13	100.51	106.96
22	G	613	CLA	C1C-C2C-C3C	-6.12	100.52	106.96
22	g	613	CLA	C1C-C2C-C3C	-6.12	100.52	106.96
22	Y	602	CLA	C1C-C2C-C3C	-6.12	100.52	106.96
22	y	602	CLA	C1C-C2C-C3C	-6.12	100.52	106.96
22	G	611	CLA	C1C-C2C-C3C	-6.12	100.52	106.96
22	g	611	CLA	C1C-C2C-C3C	-6.12	100.52	106.96
22	N	603	CLA	C1C-C2C-C3C	-6.10	100.54	106.96
22	n	603	CLA	C1C-C2C-C3C	-6.10	100.54	106.96
22	c	508	CLA	C1C-C2C-C3C	-6.10	100.54	106.96
22	N	610	CLA	CAC-C3C-C4C	6.09	132.72	124.81
22	n	610	CLA	CAC-C3C-C4C	6.09	132.72	124.81
22	c	504	CLA	CAC-C3C-C4C	6.09	132.71	124.81
22	b	603	CLA	CAC-C3C-C4C	6.09	132.71	124.81
22	b	606	CLA	CAC-C3C-C4C	6.09	132.71	124.81
22	c	506	CLA	C1D-ND-C4D	6.08	110.66	106.33
22	2	612	CLA	C1C-C2C-C3C	-6.08	100.56	106.96
22	6	612	CLA	C1C-C2C-C3C	-6.08	100.56	106.96
25	S	302	CHL	C4A-NA-C1A	6.08	109.44	106.71
25	s	302	CHL	C4A-NA-C1A	6.08	109.44	106.71
22	s	301	CLA	CAC-C3C-C4C	6.08	132.69	124.81
22	R	309	CLA	C1C-C2C-C3C	-6.08	100.57	106.96
22	r	309	CLA	C1C-C2C-C3C	-6.08	100.57	106.96
22	B	603	CLA	C1C-C2C-C3C	-6.07	100.57	106.96
22	b	607	CLA	C1C-C2C-C3C	-6.07	100.57	106.96
22	B	612	CLA	CAC-C3C-C4C	6.07	132.68	124.81
22	d	403	CLA	C1C-C2C-C3C	-6.07	100.58	106.96

*Continued on next page...*

*Continued from previous page...*

Mol	Chain	Res	Type	Atoms	Z	Observed(°)	Ideal(°)
22	N	614	CLA	C1C-C2C-C3C	-6.07	100.58	106.96
22	n	614	CLA	C1C-C2C-C3C	-6.07	100.58	106.96
22	G	603	CLA	C1C-C2C-C3C	-6.06	100.58	106.96
22	g	603	CLA	C1C-C2C-C3C	-6.06	100.58	106.96
22	S	309	CLA	C1C-C2C-C3C	-6.06	100.59	106.96
22	s	309	CLA	C1C-C2C-C3C	-6.06	100.59	106.96
22	S	311	CLA	C1C-C2C-C3C	-6.06	100.59	106.96
22	s	311	CLA	C1C-C2C-C3C	-6.06	100.59	106.96
22	B	610	CLA	C1C-C2C-C3C	-6.06	100.59	106.96
22	N	613	CLA	C1C-C2C-C3C	-6.06	100.59	106.96
22	n	613	CLA	C1C-C2C-C3C	-6.06	100.59	106.96
22	S	310	CLA	C1C-C2C-C3C	-6.05	100.60	106.96
22	s	310	CLA	C1C-C2C-C3C	-6.05	100.60	106.96
22	1	603	CLA	CAC-C3C-C4C	6.05	132.66	124.81
22	5	603	CLA	CAC-C3C-C4C	6.05	132.66	124.81
22	2	604	CLA	CAC-C3C-C4C	6.04	132.65	124.81
22	6	604	CLA	CAC-C3C-C4C	6.04	132.65	124.81
22	B	607	CLA	C1C-C2C-C3C	-6.04	100.61	106.96
22	R	303	CLA	O2D-CGD-CBD	6.04	122.00	111.27
22	r	303	CLA	O2D-CGD-CBD	6.04	122.00	111.27
22	1	604	CLA	C1C-C2C-C3C	-6.03	100.62	106.96
22	5	604	CLA	C1C-C2C-C3C	-6.03	100.62	106.96
22	S	301	CLA	C1C-C2C-C3C	-6.03	100.62	106.96
22	3	313	CLA	C1C-C2C-C3C	-6.02	100.62	106.96
22	7	313	CLA	C1C-C2C-C3C	-6.02	100.62	106.96
22	S	301	CLA	CAC-C3C-C4C	6.02	132.62	124.81
22	4	302	CLA	CAC-C3C-C4C	6.02	132.62	124.81
22	8	302	CLA	CAC-C3C-C4C	6.02	132.62	124.81
22	N	604	CLA	C1C-C2C-C3C	-6.02	100.63	106.96
22	n	604	CLA	C1C-C2C-C3C	-6.02	100.63	106.96
22	b	605	CLA	CAC-C3C-C4C	6.01	132.61	124.81
22	1	613	CLA	C1C-C2C-C3C	-6.01	100.64	106.96
22	5	613	CLA	C1C-C2C-C3C	-6.01	100.64	106.96
22	c	509	CLA	C1C-C2C-C3C	-6.01	100.64	106.96
22	D	404	CLA	C1C-C2C-C3C	-6.00	100.65	106.96
22	R	303	CLA	C1C-C2C-C3C	-6.00	100.65	106.96
22	r	303	CLA	C1C-C2C-C3C	-6.00	100.65	106.96
22	A	405	CLA	C1D-ND-C4D	6.00	110.59	106.33
22	b	602	CLA	CHD-C4C-C3C	-5.99	116.04	124.84
22	C	507	CLA	C1C-C2C-C3C	-5.99	100.66	106.96
22	3	304	CLA	C1C-C2C-C3C	-5.98	100.67	106.96
22	7	304	CLA	C1C-C2C-C3C	-5.98	100.67	106.96

*Continued on next page...*

*Continued from previous page...*

Mol	Chain	Res	Type	Atoms	Z	Observed(°)	Ideal(°)
22	G	604	CLA	CAC-C3C-C4C	5.98	132.57	124.81
22	g	604	CLA	CAC-C3C-C4C	5.98	132.57	124.81
22	S	314	CLA	CAC-C3C-C4C	5.98	132.57	124.81
22	s	314	CLA	CAC-C3C-C4C	5.98	132.57	124.81
22	G	610	CLA	CAC-C3C-C4C	5.98	132.57	124.81
22	g	610	CLA	CAC-C3C-C4C	5.98	132.57	124.81
22	1	611	CLA	C1C-C2C-C3C	-5.98	100.67	106.96
22	5	611	CLA	C1C-C2C-C3C	-5.98	100.67	106.96
22	2	602	CLA	C1C-C2C-C3C	-5.97	100.68	106.96
22	6	602	CLA	C1C-C2C-C3C	-5.97	100.68	106.96
22	b	614	CLA	C1C-C2C-C3C	-5.96	100.69	106.96
22	4	310	CLA	C1C-C2C-C3C	-5.96	100.69	106.96
22	8	310	CLA	C1C-C2C-C3C	-5.96	100.69	106.96
22	B	609	CLA	C1C-C2C-C3C	-5.96	100.69	106.96
22	B	613	CLA	CAC-C3C-C4C	5.95	132.53	124.81
22	3	305	CLA	CAC-C3C-C4C	5.95	132.53	124.81
22	7	305	CLA	CAC-C3C-C4C	5.95	132.53	124.81
22	1	603	CLA	C1C-C2C-C3C	-5.95	100.70	106.96
22	5	603	CLA	C1C-C2C-C3C	-5.95	100.70	106.96
22	b	608	CLA	CAC-C3C-C4C	5.95	132.53	124.81
22	4	304	CLA	C1C-C2C-C3C	-5.95	100.70	106.96
22	8	304	CLA	C1C-C2C-C3C	-5.95	100.70	106.96
22	1	602	CLA	CAC-C3C-C4C	5.95	132.53	124.81
22	5	602	CLA	CAC-C3C-C4C	5.95	132.53	124.81
22	2	603	CLA	CAC-C3C-C4C	5.94	132.51	124.81
22	6	603	CLA	CAC-C3C-C4C	5.94	132.51	124.81
22	c	509	CLA	CHD-C4C-C3C	-5.93	116.12	124.84
22	Y	610	CLA	C1C-C2C-C3C	-5.93	100.72	106.96
22	y	610	CLA	C1C-C2C-C3C	-5.93	100.72	106.96
22	3	305	CLA	C1C-C2C-C3C	-5.93	100.72	106.96
22	7	305	CLA	C1C-C2C-C3C	-5.93	100.72	106.96
22	c	501	CLA	C1D-ND-C4D	5.93	110.55	106.33
22	Y	604	CLA	CAC-C3C-C4C	5.93	132.50	124.81
22	y	604	CLA	CAC-C3C-C4C	5.93	132.50	124.81
22	3	303	CLA	C1C-C2C-C3C	-5.93	100.72	106.96
22	7	303	CLA	C1C-C2C-C3C	-5.93	100.72	106.96
22	A	405	CLA	C1C-C2C-C3C	-5.93	100.73	106.96
22	4	303	CLA	C1C-C2C-C3C	-5.92	100.73	106.96
22	8	303	CLA	C1C-C2C-C3C	-5.92	100.73	106.96
22	b	615	CLA	C1C-C2C-C3C	-5.92	100.73	106.96
22	R	310	CLA	C1C-C2C-C3C	-5.91	100.74	106.96
22	r	310	CLA	C1C-C2C-C3C	-5.91	100.74	106.96

*Continued on next page...*

*Continued from previous page...*

Mol	Chain	Res	Type	Atoms	Z	Observed(°)	Ideal(°)
22	3	311	CLA	C1C-C2C-C3C	-5.91	100.74	106.96
22	7	311	CLA	C1C-C2C-C3C	-5.91	100.74	106.96
22	2	603	CLA	C1C-C2C-C3C	-5.91	100.74	106.96
22	6	603	CLA	C1C-C2C-C3C	-5.91	100.74	106.96
22	D	403	CLA	C1C-C2C-C3C	-5.91	100.74	106.96
22	G	614	CLA	C1C-C2C-C3C	-5.91	100.74	106.96
22	g	614	CLA	C1C-C2C-C3C	-5.91	100.74	106.96
22	a	405	CLA	C1C-C2C-C3C	-5.91	100.75	106.96
22	G	603	CLA	C1D-ND-C4D	5.91	110.53	106.33
22	g	603	CLA	C1D-ND-C4D	5.91	110.53	106.33
22	2	604	CLA	C1C-C2C-C3C	-5.91	100.75	106.96
22	6	604	CLA	C1C-C2C-C3C	-5.91	100.75	106.96
22	s	301	CLA	C1C-C2C-C3C	-5.90	100.75	106.96
22	C	503	CLA	CAC-C3C-C4C	5.90	132.47	124.81
22	4	304	CLA	CAC-C3C-C4C	5.90	132.47	124.81
22	8	304	CLA	CAC-C3C-C4C	5.90	132.47	124.81
22	3	310	CLA	CAC-C3C-C4C	5.90	132.47	124.81
22	7	310	CLA	CAC-C3C-C4C	5.90	132.47	124.81
22	3	312	CLA	C1C-C2C-C3C	-5.90	100.76	106.96
22	7	312	CLA	C1C-C2C-C3C	-5.90	100.76	106.96
22	N	604	CLA	CAC-C3C-C4C	5.89	132.46	124.81
22	n	604	CLA	CAC-C3C-C4C	5.89	132.46	124.81
22	2	609	CLA	CAC-C3C-C4C	5.89	132.46	124.81
22	6	609	CLA	CAC-C3C-C4C	5.89	132.46	124.81
22	1	612	CLA	C1C-C2C-C3C	-5.89	100.77	106.96
22	5	612	CLA	C1C-C2C-C3C	-5.89	100.77	106.96
22	Y	610	CLA	CAC-C3C-C4C	5.88	132.44	124.81
22	y	610	CLA	CAC-C3C-C4C	5.88	132.44	124.81
22	2	602	CLA	CAC-C3C-C4C	5.88	132.44	124.81
22	6	602	CLA	CAC-C3C-C4C	5.88	132.44	124.81
22	c	503	CLA	C1C-C2C-C3C	-5.88	100.78	106.96
22	1	610	CLA	CAC-C3C-C4C	5.88	132.43	124.81
22	5	610	CLA	CAC-C3C-C4C	5.88	132.43	124.81
22	b	610	CLA	C1C-C2C-C3C	-5.88	100.78	106.96
22	S	303	CLA	C1C-C2C-C3C	-5.88	100.78	106.96
22	s	303	CLA	C1C-C2C-C3C	-5.88	100.78	106.96
22	1	602	CLA	C1C-C2C-C3C	-5.87	100.78	106.96
22	5	602	CLA	C1C-C2C-C3C	-5.87	100.78	106.96
22	1	611	CLA	CAC-C3C-C4C	5.87	132.43	124.81
22	5	611	CLA	CAC-C3C-C4C	5.87	132.43	124.81
22	d	404	CLA	C1C-C2C-C3C	-5.86	100.79	106.96
22	2	611	CLA	C1C-C2C-C3C	-5.86	100.79	106.96

*Continued on next page...*

*Continued from previous page...*

Mol	Chain	Res	Type	Atoms	Z	Observed(°)	Ideal(°)
22	6	611	CLA	C1C-C2C-C3C	-5.86	100.79	106.96
22	D	404	CLA	CAC-C3C-C4C	5.85	132.40	124.81
22	B	616	CLA	CAC-C3C-C4C	5.85	132.40	124.81
22	N	613	CLA	CAC-C3C-C4C	5.85	132.40	124.81
22	n	613	CLA	CAC-C3C-C4C	5.85	132.40	124.81
22	b	603	CLA	C1D-ND-C4D	5.84	110.49	106.33
22	S	305	CLA	O2D-CGD-CBD	5.84	121.65	111.27
22	s	305	CLA	O2D-CGD-CBD	5.84	121.65	111.27
22	1	604	CLA	CAC-C3C-C4C	5.84	132.39	124.81
22	5	604	CLA	CAC-C3C-C4C	5.84	132.39	124.81
22	A	402	CLA	CHD-C4C-C3C	-5.84	116.25	124.84
22	Y	614	CLA	CAC-C3C-C4C	5.84	132.38	124.81
22	y	614	CLA	CAC-C3C-C4C	5.84	132.38	124.81
22	B	614	CLA	CAC-C3C-C4C	5.84	132.38	124.81
22	R	312	CLA	C1C-C2C-C3C	-5.84	100.82	106.96
22	r	312	CLA	C1C-C2C-C3C	-5.84	100.82	106.96
22	B	615	CLA	C1C-C2C-C3C	-5.83	100.82	106.96
22	3	313	CLA	CAC-C3C-C4C	5.83	132.38	124.81
22	7	313	CLA	CAC-C3C-C4C	5.83	132.38	124.81
22	3	311	CLA	CAC-C3C-C4C	5.83	132.37	124.81
22	7	311	CLA	CAC-C3C-C4C	5.83	132.37	124.81
22	2	610	CLA	C1C-C2C-C3C	-5.83	100.83	106.96
22	6	610	CLA	C1C-C2C-C3C	-5.83	100.83	106.96
22	b	602	CLA	C1C-C2C-C3C	-5.82	100.83	106.96
22	B	612	CLA	C1C-C2C-C3C	-5.82	100.84	106.96
22	C	512	CLA	C1C-C2C-C3C	-5.82	100.84	106.96
22	B	601	CLA	C1C-C2C-C3C	-5.81	100.84	106.96
22	C	511	CLA	CAC-C3C-C4C	5.81	132.35	124.81
22	C	503	CLA	C1C-C2C-C3C	-5.81	100.85	106.96
22	c	504	CLA	C1C-C2C-C3C	-5.81	100.85	106.96
22	R	308	CLA	CAC-C3C-C4C	5.81	132.35	124.81
22	r	308	CLA	CAC-C3C-C4C	5.81	132.35	124.81
22	4	303	CLA	CAC-C3C-C4C	5.81	132.34	124.81
22	8	303	CLA	CAC-C3C-C4C	5.81	132.34	124.81
22	b	613	CLA	CAC-C3C-C4C	5.81	132.34	124.81
22	S	303	CLA	CAC-C3C-C4C	5.80	132.34	124.81
22	s	303	CLA	CAC-C3C-C4C	5.80	132.34	124.81
22	C	505	CLA	C1C-C2C-C3C	-5.80	100.86	106.96
22	2	612	CLA	CAC-C3C-C4C	5.79	132.32	124.81
22	6	612	CLA	CAC-C3C-C4C	5.79	132.32	124.81
22	3	314	CLA	C1C-C2C-C3C	-5.78	100.88	106.96
22	7	314	CLA	C1C-C2C-C3C	-5.78	100.88	106.96

*Continued on next page...*

*Continued from previous page...*

Mol	Chain	Res	Type	Atoms	Z	Observed(°)	Ideal(°)
22	R	312	CLA	CAC-C3C-C4C	5.77	132.30	124.81
22	r	312	CLA	CAC-C3C-C4C	5.77	132.30	124.81
22	C	510	CLA	CAC-C3C-C4C	5.77	132.30	124.81
22	D	401	CLA	C1D-ND-C4D	5.77	110.43	106.33
22	2	613	CLA	C1C-C2C-C3C	-5.76	100.90	106.96
22	6	613	CLA	C1C-C2C-C3C	-5.76	100.90	106.96
22	b	608	CLA	C1C-C2C-C3C	-5.76	100.90	106.96
22	d	401	CLA	CAC-C3C-C4C	5.76	132.28	124.81
22	3	303	CLA	CAC-C3C-C4C	5.75	132.28	124.81
22	7	303	CLA	CAC-C3C-C4C	5.75	132.28	124.81
22	R	309	CLA	CAC-C3C-C4C	5.74	132.26	124.81
22	r	309	CLA	CAC-C3C-C4C	5.74	132.26	124.81
22	b	601	CLA	C1C-C2C-C3C	-5.74	100.92	106.96
22	C	502	CLA	C1C-C2C-C3C	-5.74	100.92	106.96
22	1	613	CLA	CAC-C3C-C4C	5.74	132.25	124.81
22	5	613	CLA	CAC-C3C-C4C	5.74	132.25	124.81
22	a	402	CLA	C1C-C2C-C3C	-5.73	100.93	106.96
22	3	314	CLA	CAC-C3C-C4C	5.73	132.24	124.81
22	7	314	CLA	CAC-C3C-C4C	5.73	132.24	124.81
22	2	613	CLA	CAC-C3C-C4C	5.73	132.24	124.81
22	6	613	CLA	CAC-C3C-C4C	5.73	132.24	124.81
22	R	302	CLA	C1C-C2C-C3C	-5.72	100.94	106.96
22	r	302	CLA	C1C-C2C-C3C	-5.72	100.94	106.96
22	a	403	CLA	C1C-C2C-C3C	-5.72	100.94	106.96
22	N	613	CLA	C1D-ND-C4D	5.71	110.39	106.33
22	n	613	CLA	C1D-ND-C4D	5.71	110.39	106.33
22	B	614	CLA	O2D-CGD-CBD	5.71	121.42	111.27
22	Y	611	CLA	CAC-C3C-C4C	5.71	132.22	124.81
22	y	611	CLA	CAC-C3C-C4C	5.71	132.22	124.81
22	B	613	CLA	C1D-ND-C4D	5.69	110.38	106.33
22	B	613	CLA	C1C-C2C-C3C	-5.69	100.97	106.96
22	b	610	CLA	C1D-ND-C4D	5.69	110.38	106.33
22	d	404	CLA	CAC-C3C-C4C	5.68	132.19	124.81
22	R	301	CLA	CAC-C3C-C4C	5.68	132.18	124.81
22	r	301	CLA	CAC-C3C-C4C	5.68	132.18	124.81
22	C	510	CLA	C1D-ND-C4D	5.68	110.37	106.33
22	B	610	CLA	CAC-C3C-C4C	5.67	132.17	124.81
22	B	602	CLA	CHD-C4C-C3C	-5.67	116.51	124.84
22	D	401	CLA	CAC-C3C-C4C	5.67	132.16	124.81
22	B	614	CLA	C1C-C2C-C3C	-5.66	101.00	106.96
22	N	602	CLA	CAC-C3C-C4C	5.66	132.15	124.81
22	n	602	CLA	CAC-C3C-C4C	5.66	132.15	124.81

*Continued on next page...*

*Continued from previous page...*

Mol	Chain	Res	Type	Atoms	Z	Observed(°)	Ideal(°)
22	R	301	CLA	C1C-C2C-C3C	-5.66	101.01	106.96
22	r	301	CLA	C1C-C2C-C3C	-5.66	101.01	106.96
22	C	512	CLA	CAC-C3C-C4C	5.65	132.15	124.81
22	b	615	CLA	C1D-ND-C4D	5.65	110.35	106.33
22	1	610	CLA	C1C-C2C-C3C	-5.65	101.02	106.96
22	5	610	CLA	C1C-C2C-C3C	-5.65	101.02	106.96
22	B	607	CLA	CAC-C3C-C4C	5.64	132.13	124.81
22	G	611	CLA	CAC-C3C-C4C	5.64	132.13	124.81
22	g	611	CLA	CAC-C3C-C4C	5.64	132.13	124.81
22	b	611	CLA	O2D-CGD-CBD	5.64	121.29	111.27
22	B	605	CLA	C1C-C2C-C3C	-5.64	101.03	106.96
22	G	610	CLA	CHD-C4C-C3C	-5.64	116.55	124.84
22	g	610	CLA	CHD-C4C-C3C	-5.64	116.55	124.84
22	2	610	CLA	CAC-C3C-C4C	5.64	132.13	124.81
22	6	610	CLA	CAC-C3C-C4C	5.64	132.13	124.81
22	R	302	CLA	CHD-C4C-C3C	-5.64	116.55	124.84
22	r	302	CLA	CHD-C4C-C3C	-5.64	116.55	124.84
22	b	612	CLA	C1C-C2C-C3C	-5.64	101.03	106.96
22	c	505	CLA	C1C-C2C-C3C	-5.64	101.03	106.96
22	S	313	CLA	C1C-C2C-C3C	-5.63	101.03	106.96
22	s	313	CLA	C1C-C2C-C3C	-5.63	101.03	106.96
22	A	403	CLA	C1C-C2C-C3C	-5.63	101.04	106.96
22	G	614	CLA	CAC-C3C-C4C	5.63	132.11	124.81
22	g	614	CLA	CAC-C3C-C4C	5.63	132.11	124.81
22	b	612	CLA	CAC-C3C-C4C	5.62	132.10	124.81
22	b	609	CLA	CAC-C3C-C4C	5.62	132.10	124.81
22	Y	603	CLA	CAC-C3C-C4C	5.62	132.10	124.81
22	y	603	CLA	CAC-C3C-C4C	5.62	132.10	124.81
22	B	608	CLA	CAC-C3C-C4C	5.61	132.09	124.81
22	R	307	CLA	C1C-C2C-C3C	-5.61	101.06	106.96
22	r	307	CLA	C1C-C2C-C3C	-5.61	101.06	106.96
22	R	308	CLA	C2D-C1D-ND	5.61	114.24	110.10
22	r	308	CLA	C2D-C1D-ND	5.61	114.24	110.10
22	N	610	CLA	C2D-C1D-ND	5.61	114.24	110.10
22	n	610	CLA	C2D-C1D-ND	5.61	114.24	110.10
22	3	304	CLA	C1D-ND-C4D	5.61	110.32	106.33
22	7	304	CLA	C1D-ND-C4D	5.61	110.32	106.33
22	B	601	CLA	CHD-C4C-C3C	-5.61	116.60	124.84
22	A	403	CLA	CAC-C3C-C4C	5.60	132.08	124.81
22	G	602	CLA	CAC-C3C-C4C	5.60	132.08	124.81
22	g	602	CLA	CAC-C3C-C4C	5.60	132.08	124.81
22	3	312	CLA	CAC-C3C-C4C	5.60	132.08	124.81

*Continued on next page...*



*Continued from previous page...*

Mol	Chain	Res	Type	Atoms	Z	Observed(°)	Ideal(°)
22	7	312	CLA	CAC-C3C-C4C	5.60	132.08	124.81
22	S	304	CLA	C1C-C2C-C3C	-5.60	101.07	106.96
22	s	304	CLA	C1C-C2C-C3C	-5.60	101.07	106.96
22	N	611	CLA	CAC-C3C-C4C	5.59	132.07	124.81
22	n	611	CLA	CAC-C3C-C4C	5.59	132.07	124.81
22	b	605	CLA	C4A-NA-C1A	-5.59	104.19	106.71
22	2	609	CLA	CHD-C4C-C3C	-5.59	116.62	124.84
22	6	609	CLA	CHD-C4C-C3C	-5.59	116.62	124.84
22	a	402	CLA	CAC-C3C-C4C	5.59	132.06	124.81
22	c	502	CLA	C1D-ND-C4D	5.58	110.30	106.33
22	N	614	CLA	CAC-C3C-C4C	5.58	132.05	124.81
22	n	614	CLA	CAC-C3C-C4C	5.58	132.05	124.81
22	3	310	CLA	CHD-C4C-C3C	-5.58	116.64	124.84
22	7	310	CLA	CHD-C4C-C3C	-5.58	116.64	124.84
22	c	511	CLA	CAC-C3C-C4C	5.58	132.05	124.81
22	N	610	CLA	CHD-C4C-C3C	-5.58	116.64	124.84
22	n	610	CLA	CHD-C4C-C3C	-5.58	116.64	124.84
22	1	612	CLA	CAC-C3C-C4C	5.57	132.04	124.81
22	5	612	CLA	CAC-C3C-C4C	5.57	132.04	124.81
22	S	310	CLA	CAC-C3C-C4C	5.57	132.03	124.81
22	s	310	CLA	CAC-C3C-C4C	5.57	132.03	124.81
22	S	305	CLA	CAC-C3C-C4C	5.57	132.03	124.81
22	s	305	CLA	CAC-C3C-C4C	5.57	132.03	124.81
22	S	301	CLA	C1D-ND-C4D	5.57	110.29	106.33
22	B	602	CLA	CAC-C3C-C4C	5.56	132.02	124.81
22	Y	613	CLA	C1D-ND-C4D	5.56	110.28	106.33
22	y	613	CLA	C1D-ND-C4D	5.56	110.28	106.33
22	G	613	CLA	C1D-ND-C4D	5.56	110.28	106.33
22	g	613	CLA	C1D-ND-C4D	5.56	110.28	106.33
22	b	610	CLA	CAC-C3C-C4C	5.55	132.02	124.81
22	c	510	CLA	CAC-C3C-C4C	5.55	132.01	124.81
22	D	401	CLA	C1C-C2C-C3C	-5.55	101.13	106.96
22	G	610	CLA	C2D-C1D-ND	5.54	114.19	110.10
22	g	610	CLA	C2D-C1D-ND	5.54	114.19	110.10
22	B	612	CLA	C1D-ND-C4D	5.54	110.27	106.33
22	N	603	CLA	C1D-ND-C4D	5.52	110.26	106.33
22	n	603	CLA	C1D-ND-C4D	5.52	110.26	106.33
22	B	601	CLA	C2D-C1D-ND	5.52	114.17	110.10
22	1	612	CLA	C1D-ND-C4D	5.52	110.25	106.33
22	5	612	CLA	C1D-ND-C4D	5.52	110.25	106.33
22	a	403	CLA	CAC-C3C-C4C	5.50	131.95	124.81
22	a	405	CLA	C1D-ND-C4D	5.50	110.24	106.33

*Continued on next page...*



*Continued from previous page...*

Mol	Chain	Res	Type	Atoms	Z	Observed(°)	Ideal(°)
22	G	613	CLA	CAC-C3C-C4C	5.49	131.94	124.81
22	g	613	CLA	CAC-C3C-C4C	5.49	131.94	124.81
22	b	605	CLA	C1C-C2C-C3C	-5.49	101.18	106.96
22	d	401	CLA	C1C-C2C-C3C	-5.49	101.18	106.96
22	B	607	CLA	C1D-ND-C4D	5.48	110.23	106.33
22	Y	602	CLA	CAC-C3C-C4C	5.48	131.92	124.81
22	y	602	CLA	CAC-C3C-C4C	5.48	131.92	124.81
22	1	614	CLA	O2D-CGD-CBD	5.46	120.98	111.27
22	5	614	CLA	O2D-CGD-CBD	5.46	120.98	111.27
22	S	313	CLA	C1D-ND-C4D	5.46	110.22	106.33
22	s	313	CLA	C1D-ND-C4D	5.46	110.22	106.33
22	S	312	CLA	CAC-C3C-C4C	5.46	131.90	124.81
22	s	312	CLA	CAC-C3C-C4C	5.46	131.90	124.81
22	b	601	CLA	CHD-C4C-C3C	-5.45	116.83	124.84
22	3	310	CLA	C1C-C2C-C3C	-5.45	101.23	106.96
22	7	310	CLA	C1C-C2C-C3C	-5.45	101.23	106.96
22	B	615	CLA	CHD-C4C-C3C	-5.44	116.85	124.84
22	Y	613	CLA	CAC-C3C-C4C	5.44	131.86	124.81
22	y	613	CLA	CAC-C3C-C4C	5.44	131.86	124.81
22	Y	612	CLA	CAC-C3C-C4C	5.43	131.86	124.81
22	y	612	CLA	CAC-C3C-C4C	5.43	131.86	124.81
22	S	311	CLA	CHD-C4C-C3C	-5.43	116.86	124.84
22	s	311	CLA	CHD-C4C-C3C	-5.43	116.86	124.84
22	2	612	CLA	C1D-ND-C4D	5.43	110.19	106.33
22	6	612	CLA	C1D-ND-C4D	5.43	110.19	106.33
22	b	606	CLA	C1C-C2C-C3C	-5.43	101.25	106.96
22	R	303	CLA	CAC-C3C-C4C	5.42	131.85	124.81
22	r	303	CLA	CAC-C3C-C4C	5.42	131.85	124.81
22	c	512	CLA	C1D-ND-C4D	5.42	110.18	106.33
22	B	602	CLA	C1C-C2C-C3C	-5.41	101.27	106.96
22	R	308	CLA	C1C-C2C-C3C	-5.41	101.27	106.96
22	r	308	CLA	C1C-C2C-C3C	-5.41	101.27	106.96
22	2	609	CLA	C1C-C2C-C3C	-5.41	101.27	106.96
22	6	609	CLA	C1C-C2C-C3C	-5.41	101.27	106.96
22	C	511	CLA	C1D-ND-C4D	5.41	110.17	106.33
22	G	612	CLA	CAC-C3C-C4C	5.40	131.81	124.81
22	g	612	CLA	CAC-C3C-C4C	5.40	131.81	124.81
22	B	614	CLA	CHD-C4C-C3C	-5.39	116.91	124.84
22	c	503	CLA	C1D-ND-C4D	5.39	110.16	106.33
22	B	602	CLA	C1D-ND-C4D	5.39	110.16	106.33
22	c	512	CLA	CAC-C3C-C4C	5.38	131.80	124.81
22	G	610	CLA	C1C-C2C-C3C	-5.38	101.30	106.96

*Continued on next page...*

*Continued from previous page...*

Mol	Chain	Res	Type	Atoms	Z	Observed(°)	Ideal(°)
22	g	610	CLA	C1C-C2C-C3C	-5.38	101.30	106.96
22	B	613	CLA	CHA-C4D-ND	5.38	143.75	132.50
22	A	405	CLA	CHA-C4D-ND	5.37	143.74	132.50
22	2	609	CLA	C2D-C1D-ND	5.36	114.06	110.10
22	6	609	CLA	C2D-C1D-ND	5.36	114.06	110.10
22	R	311	CLA	C1D-ND-C4D	5.36	110.14	106.33
22	r	311	CLA	C1D-ND-C4D	5.36	110.14	106.33
22	B	610	CLA	C1D-ND-C4D	5.36	110.14	106.33
22	b	615	CLA	CAC-C3C-C4C	5.36	131.76	124.81
22	B	615	CLA	O2D-CGD-CBD	5.36	120.78	111.27
22	c	510	CLA	C1D-ND-C4D	5.35	110.13	106.33
22	Y	610	CLA	CHD-C4C-C3C	-5.34	116.98	124.84
22	y	610	CLA	CHD-C4C-C3C	-5.34	116.98	124.84
22	1	610	CLA	C2D-C1D-ND	5.34	114.04	110.10
22	5	610	CLA	C2D-C1D-ND	5.34	114.04	110.10
22	A	403	CLA	C1D-ND-C4D	5.34	110.13	106.33
25	Y	605	CHL	CAA-C2A-C3A	-5.33	103.66	116.10
25	y	605	CHL	CAA-C2A-C3A	-5.33	103.66	116.10
22	C	506	CLA	CHA-C4D-ND	5.33	143.65	132.50
22	4	309	CLA	CHD-C4C-C3C	-5.33	117.01	124.84
22	8	309	CLA	CHD-C4C-C3C	-5.33	117.01	124.84
22	C	502	CLA	CHD-C4C-C3C	-5.33	117.01	124.84
22	1	610	CLA	CHD-C4C-C3C	-5.32	117.01	124.84
22	5	610	CLA	CHD-C4C-C3C	-5.32	117.01	124.84
22	b	612	CLA	CHA-C4D-ND	5.32	143.63	132.50
22	R	310	CLA	CAC-C3C-C4C	5.32	131.71	124.81
22	r	310	CLA	CAC-C3C-C4C	5.32	131.71	124.81
22	a	403	CLA	C1D-ND-C4D	5.32	110.11	106.33
22	R	308	CLA	CHD-C4C-C3C	-5.31	117.03	124.84
22	r	308	CLA	CHD-C4C-C3C	-5.31	117.03	124.84
22	N	610	CLA	C1C-C2C-C3C	-5.31	101.38	106.96
22	n	610	CLA	C1C-C2C-C3C	-5.31	101.38	106.96
23	D	402	PHO	O2D-CGD-CBD	5.31	117.72	111.00
22	Y	611	CLA	CHD-C4C-C3C	-5.30	117.04	124.84
22	y	611	CLA	CHD-C4C-C3C	-5.30	117.04	124.84
22	c	502	CLA	CAC-C3C-C4C	5.30	131.69	124.81
22	1	613	CLA	C1D-ND-C4D	5.29	110.09	106.33
22	5	613	CLA	C1D-ND-C4D	5.29	110.09	106.33
22	a	405	CLA	CHA-C4D-ND	5.29	143.56	132.50
22	C	508	CLA	CHA-C4D-ND	5.29	143.56	132.50
25	4	305	CHL	CBA-CAA-C2A	5.26	129.40	113.86
25	8	305	CHL	CBA-CAA-C2A	5.26	129.40	113.86

*Continued on next page...*

*Continued from previous page...*

Mol	Chain	Res	Type	Atoms	Z	Observed(°)	Ideal(°)
22	C	512	CLA	CHA-C4D-ND	5.26	143.51	132.50
22	B	604	CLA	CHA-C4D-ND	5.26	143.51	132.50
22	a	402	CLA	C1D-ND-C4D	5.26	110.07	106.33
22	S	301	CLA	CHA-C4D-ND	5.26	143.50	132.50
22	C	501	CLA	C1D-ND-C4D	5.26	110.07	106.33
22	3	310	CLA	C2D-C1D-ND	5.26	113.98	110.10
22	7	310	CLA	C2D-C1D-ND	5.26	113.98	110.10
22	4	310	CLA	C1D-ND-C4D	5.25	110.07	106.33
22	8	310	CLA	C1D-ND-C4D	5.25	110.07	106.33
22	B	616	CLA	C2D-C1D-ND	5.25	113.97	110.10
22	C	507	CLA	CAC-C3C-C4C	5.25	131.62	124.81
22	d	403	CLA	C1D-ND-C4D	5.25	110.06	106.33
22	a	403	CLA	CHD-C4C-C3C	-5.24	117.13	124.84
22	c	503	CLA	CHA-C4D-ND	5.24	143.47	132.50
22	R	301	CLA	CHD-C4C-C3C	-5.23	117.15	124.84
22	r	301	CLA	CHD-C4C-C3C	-5.23	117.15	124.84
22	B	605	CLA	C1D-ND-C4D	5.23	110.05	106.33
22	4	309	CLA	C2D-C1D-ND	5.23	113.96	110.10
22	8	309	CLA	C2D-C1D-ND	5.23	113.96	110.10
22	c	510	CLA	CHA-C4D-ND	5.23	143.44	132.50
22	b	615	CLA	C4A-NA-C1A	-5.23	104.36	106.71
22	Y	604	CLA	CHD-C4C-C3C	-5.23	117.16	124.84
22	y	604	CLA	CHD-C4C-C3C	-5.23	117.16	124.84
22	c	508	CLA	CHA-C4D-ND	5.22	143.43	132.50
22	Y	603	CLA	C1D-ND-C4D	5.22	110.05	106.33
22	y	603	CLA	C1D-ND-C4D	5.22	110.05	106.33
22	4	309	CLA	C1C-C2C-C3C	-5.22	101.47	106.96
22	8	309	CLA	C1C-C2C-C3C	-5.22	101.47	106.96
22	Y	604	CLA	C1D-ND-C4D	5.21	110.04	106.33
22	y	604	CLA	C1D-ND-C4D	5.21	110.04	106.33
22	C	501	CLA	CHA-C4D-ND	5.21	143.40	132.50
22	b	614	CLA	C1D-ND-C4D	5.20	110.03	106.33
22	d	401	CLA	C1D-ND-C4D	5.20	110.03	106.33
22	3	313	CLA	C1D-ND-C4D	5.20	110.03	106.33
22	7	313	CLA	C1D-ND-C4D	5.20	110.03	106.33
22	B	616	CLA	C3D-C2D-C1D	-5.20	98.74	105.83
22	B	610	CLA	CHA-C4D-ND	5.19	143.35	132.50
22	R	311	CLA	CHD-C4C-C3C	-5.19	117.22	124.84
22	r	311	CLA	CHD-C4C-C3C	-5.19	117.22	124.84
22	b	611	CLA	CHA-C4D-ND	5.19	143.35	132.50
22	c	512	CLA	CHD-C4C-C3C	-5.17	117.24	124.84
22	C	507	CLA	CHD-C4C-C3C	-5.17	117.24	124.84

*Continued on next page...*

*Continued from previous page...*

Mol	Chain	Res	Type	Atoms	Z	Observed(°)	Ideal(°)
22	N	612	CLA	C2D-C1D-ND	5.17	113.91	110.10
22	n	612	CLA	C2D-C1D-ND	5.17	113.91	110.10
22	R	301	CLA	O2D-CGD-CBD	5.17	120.45	111.27
22	r	301	CLA	O2D-CGD-CBD	5.17	120.45	111.27
22	b	608	CLA	C1D-ND-C4D	5.16	110.00	106.33
22	c	506	CLA	CHA-C4D-ND	5.16	143.30	132.50
22	N	614	CLA	C1D-ND-C4D	5.16	110.00	106.33
22	n	614	CLA	C1D-ND-C4D	5.16	110.00	106.33
22	a	403	CLA	CHA-C4D-ND	5.15	143.28	132.50
22	b	604	CLA	C1D-ND-C4D	5.15	109.99	106.33
22	b	606	CLA	CHA-C4D-ND	5.15	143.27	132.50
22	b	611	CLA	C1C-C2C-C3C	-5.15	101.55	106.96
22	d	403	CLA	CHA-C4D-ND	5.15	143.26	132.50
22	b	613	CLA	C1D-ND-C4D	5.14	109.99	106.33
22	b	602	CLA	C2D-C1D-ND	5.14	113.89	110.10
22	B	606	CLA	CHA-C4D-ND	5.14	143.25	132.50
22	b	613	CLA	CHA-C4D-ND	5.14	143.25	132.50
22	R	312	CLA	C1D-ND-C4D	5.14	109.98	106.33
22	r	312	CLA	C1D-ND-C4D	5.14	109.98	106.33
22	c	505	CLA	CMA-C3A-C4A	-5.14	97.97	111.77
22	c	503	CLA	CHD-C4C-C3C	-5.13	117.30	124.84
22	c	501	CLA	CHA-C4D-ND	5.13	143.23	132.50
22	C	509	CLA	CHA-C4D-ND	5.12	143.22	132.50
22	B	611	CLA	O2D-CGD-CBD	5.12	120.37	111.27
22	b	615	CLA	CHA-C4D-ND	5.12	143.21	132.50
22	N	603	CLA	CHA-C4D-ND	5.12	143.21	132.50
22	n	603	CLA	CHA-C4D-ND	5.12	143.21	132.50
22	S	314	CLA	C1D-ND-C4D	5.12	109.97	106.33
22	s	314	CLA	C1D-ND-C4D	5.12	109.97	106.33
22	S	303	CLA	CHD-C4C-C3C	-5.12	117.31	124.84
22	s	303	CLA	CHD-C4C-C3C	-5.12	117.31	124.84
22	b	603	CLA	CHA-C4D-ND	5.12	143.21	132.50
22	2	611	CLA	CHD-C4C-C3C	-5.12	117.32	124.84
22	6	611	CLA	CHD-C4C-C3C	-5.12	117.32	124.84
22	c	512	CLA	CHA-C4D-ND	5.11	143.19	132.50
22	4	310	CLA	CAC-C3C-C4C	5.11	131.44	124.81
22	8	310	CLA	CAC-C3C-C4C	5.11	131.44	124.81
22	c	511	CLA	CHA-C4D-ND	5.11	143.18	132.50
22	B	606	CLA	C1C-C2C-C3C	-5.10	101.59	106.96
22	S	312	CLA	CHA-C4D-ND	5.10	143.17	132.50
22	s	312	CLA	CHA-C4D-ND	5.10	143.17	132.50
22	B	612	CLA	CHA-C4D-ND	5.10	143.17	132.50

*Continued on next page...*

*Continued from previous page...*

Mol	Chain	Res	Type	Atoms	Z	Observed(°)	Ideal(°)
22	S	311	CLA	CAC-C3C-C4C	5.10	131.43	124.81
22	s	311	CLA	CAC-C3C-C4C	5.10	131.43	124.81
22	B	603	CLA	CHA-C4D-ND	5.10	143.16	132.50
22	S	313	CLA	CHA-C4D-ND	5.10	143.16	132.50
22	s	313	CLA	CHA-C4D-ND	5.10	143.16	132.50
22	1	614	CLA	CHA-C4D-ND	5.09	143.15	132.50
22	5	614	CLA	CHA-C4D-ND	5.09	143.15	132.50
22	s	301	CLA	C1D-ND-C4D	5.09	109.95	106.33
22	Y	602	CLA	C3D-C2D-C1D	-5.09	98.89	105.83
22	y	602	CLA	C3D-C2D-C1D	-5.09	98.89	105.83
22	C	505	CLA	C1D-ND-C4D	5.08	109.95	106.33
22	A	403	CLA	CHA-C4D-ND	5.08	143.13	132.50
22	G	614	CLA	C1D-ND-C4D	5.08	109.94	106.33
22	g	614	CLA	C1D-ND-C4D	5.08	109.94	106.33
22	G	613	CLA	CHA-C4D-ND	5.08	143.12	132.50
22	g	613	CLA	CHA-C4D-ND	5.08	143.12	132.50
22	C	510	CLA	CHA-C4D-ND	5.08	143.12	132.50
22	G	603	CLA	CHA-C4D-ND	5.08	143.12	132.50
22	g	603	CLA	CHA-C4D-ND	5.08	143.12	132.50
22	c	505	CLA	O2D-CGD-CBD	5.07	120.29	111.27
22	a	402	CLA	CHA-C4D-ND	5.07	143.10	132.50
22	b	614	CLA	CHA-C4D-ND	5.07	143.10	132.50
22	s	301	CLA	CHA-C4D-ND	5.06	143.09	132.50
22	C	509	CLA	C1D-ND-C4D	5.06	109.93	106.33
22	4	304	CLA	C1D-ND-C4D	5.06	109.93	106.33
22	8	304	CLA	C1D-ND-C4D	5.06	109.93	106.33
22	C	501	CLA	CAC-C3C-C4C	5.06	131.37	124.81
22	B	614	CLA	CHA-C4D-ND	5.05	143.07	132.50
22	b	616	CLA	CHA-C4D-ND	5.05	143.06	132.50
22	2	603	CLA	C1D-ND-C4D	5.05	109.92	106.33
22	6	603	CLA	C1D-ND-C4D	5.05	109.92	106.33
22	C	511	CLA	CHA-C4D-ND	5.05	143.06	132.50
22	C	512	CLA	C1D-ND-C4D	5.05	109.92	106.33
22	b	607	CLA	CHA-C4D-ND	5.04	143.05	132.50
22	B	607	CLA	CHA-C4D-ND	5.04	143.05	132.50
22	B	611	CLA	CHA-C4D-ND	5.04	143.05	132.50
22	N	613	CLA	CHA-C4D-ND	5.04	143.05	132.50
22	n	613	CLA	CHA-C4D-ND	5.04	143.05	132.50
22	D	401	CLA	CHA-C4D-ND	5.04	143.04	132.50
22	2	609	CLA	CHA-C4D-ND	5.04	143.03	132.50
22	6	609	CLA	CHA-C4D-ND	5.04	143.03	132.50
22	S	303	CLA	O2D-CGD-CBD	5.03	120.22	111.27

*Continued on next page...*

*Continued from previous page...*

Mol	Chain	Res	Type	Atoms	Z	Observed(°)	Ideal(°)
22	s	303	CLA	O2D-CGD-CBD	5.03	120.22	111.27
22	b	610	CLA	CHA-C4D-ND	5.03	143.02	132.50
22	C	505	CLA	O2D-CGD-CBD	5.03	120.20	111.27
22	S	301	CLA	CHD-C4C-C3C	-5.03	117.45	124.84
22	Y	603	CLA	CHD-C4C-C3C	-5.02	117.46	124.84
22	y	603	CLA	CHD-C4C-C3C	-5.02	117.46	124.84
22	4	310	CLA	CHA-C4D-ND	5.02	143.00	132.50
22	8	310	CLA	CHA-C4D-ND	5.02	143.00	132.50
22	2	604	CLA	C1D-ND-C4D	5.02	109.90	106.33
22	6	604	CLA	C1D-ND-C4D	5.02	109.90	106.33
22	B	615	CLA	C3D-C2D-C1D	-5.02	98.98	105.83
22	G	610	CLA	CHA-C4D-ND	5.02	142.99	132.50
22	g	610	CLA	CHA-C4D-ND	5.02	142.99	132.50
22	S	310	CLA	CHA-C4D-ND	5.01	142.99	132.50
22	Y	604	CLA	CHA-C4D-ND	5.01	142.99	132.50
22	s	310	CLA	CHA-C4D-ND	5.01	142.99	132.50
22	y	604	CLA	CHA-C4D-ND	5.01	142.99	132.50
22	d	404	CLA	C1D-ND-C4D	5.01	109.90	106.33
22	G	610	CLA	C3D-C2D-C1D	-5.01	98.99	105.83
22	g	610	CLA	C3D-C2D-C1D	-5.01	98.99	105.83
22	3	312	CLA	CHD-C4C-C3C	-5.01	117.47	124.84
22	7	312	CLA	CHD-C4C-C3C	-5.01	117.47	124.84
22	N	610	CLA	C3D-C2D-C1D	-5.01	98.99	105.83
22	n	610	CLA	C3D-C2D-C1D	-5.01	98.99	105.83
22	b	601	CLA	CAC-C3C-C4C	5.01	131.31	124.81
25	4	308	CHL	CAA-C2A-C3A	-5.01	99.06	112.78
25	8	308	CHL	CAA-C2A-C3A	-5.01	99.06	112.78
22	C	505	CLA	CHA-C4D-ND	5.01	142.97	132.50
22	3	314	CLA	C1D-ND-C4D	5.01	109.89	106.33
22	7	314	CLA	C1D-ND-C4D	5.01	109.89	106.33
22	Y	603	CLA	CHA-C4D-ND	5.01	142.97	132.50
22	y	603	CLA	CHA-C4D-ND	5.01	142.97	132.50
22	G	614	CLA	CHA-C4D-ND	5.01	142.97	132.50
22	g	614	CLA	CHA-C4D-ND	5.01	142.97	132.50
22	R	303	CLA	CHA-C4D-ND	5.00	142.97	132.50
22	r	303	CLA	CHA-C4D-ND	5.00	142.97	132.50
22	N	611	CLA	O2D-CGD-CBD	5.00	120.16	111.27
22	n	611	CLA	O2D-CGD-CBD	5.00	120.16	111.27
22	a	405	CLA	CHD-C4C-C3C	-5.00	117.49	124.84
22	R	308	CLA	CHA-C4D-ND	5.00	142.96	132.50
22	Y	610	CLA	CHA-C4D-ND	5.00	142.96	132.50
22	r	308	CLA	CHA-C4D-ND	5.00	142.96	132.50

*Continued on next page...*



*Continued from previous page...*

Mol	Chain	Res	Type	Atoms	Z	Observed(°)	Ideal(°)
22	y	610	CLA	CHA-C4D-ND	5.00	142.96	132.50
22	R	310	CLA	CHA-C4D-ND	5.00	142.96	132.50
22	r	310	CLA	CHA-C4D-ND	5.00	142.96	132.50
22	N	610	CLA	CHA-C4D-ND	5.00	142.96	132.50
22	n	610	CLA	CHA-C4D-ND	5.00	142.96	132.50
25	Y	606	CHL	CBA-CAA-C2A	5.00	128.61	113.86
25	y	606	CHL	CBA-CAA-C2A	5.00	128.61	113.86
22	C	503	CLA	CHA-C4D-ND	4.99	142.95	132.50
22	N	612	CLA	CAC-C3C-C4C	4.99	131.29	124.81
22	n	612	CLA	CAC-C3C-C4C	4.99	131.29	124.81
22	D	404	CLA	O2D-CGD-CBD	4.99	120.14	111.27
22	4	302	CLA	CHD-C4C-C3C	-4.99	117.50	124.84
22	8	302	CLA	CHD-C4C-C3C	-4.99	117.50	124.84
22	b	607	CLA	C1D-ND-C4D	4.99	109.88	106.33
22	Y	612	CLA	CHA-C4D-ND	4.99	142.94	132.50
22	y	612	CLA	CHA-C4D-ND	4.99	142.94	132.50
22	C	507	CLA	C1D-ND-C4D	4.99	109.88	106.33
22	b	612	CLA	C1D-ND-C4D	4.99	109.88	106.33
22	b	608	CLA	CHA-C4D-ND	4.99	142.93	132.50
22	Y	602	CLA	C2D-C1D-ND	4.99	113.78	110.10
22	y	602	CLA	C2D-C1D-ND	4.99	113.78	110.10
22	c	505	CLA	CHA-C4D-ND	4.99	142.93	132.50
22	B	601	CLA	CAC-C3C-C4C	4.99	131.28	124.81
22	Y	614	CLA	C1D-ND-C4D	4.98	109.88	106.33
22	y	614	CLA	C1D-ND-C4D	4.98	109.88	106.33
22	Y	611	CLA	O2D-CGD-CBD	4.98	120.12	111.27
22	y	611	CLA	O2D-CGD-CBD	4.98	120.12	111.27
22	C	510	CLA	CHD-C4C-C3C	-4.98	117.51	124.84
22	c	509	CLA	C3D-C2D-C1D	-4.98	99.03	105.83
22	2	613	CLA	CHA-C4D-ND	4.98	142.92	132.50
22	6	613	CLA	CHA-C4D-ND	4.98	142.92	132.50
22	D	403	CLA	CHA-C4D-ND	4.98	142.92	132.50
22	Y	614	CLA	CHA-C4D-ND	4.98	142.91	132.50
22	y	614	CLA	CHA-C4D-ND	4.98	142.91	132.50
22	3	314	CLA	CHA-C4D-ND	4.98	142.91	132.50
22	7	314	CLA	CHA-C4D-ND	4.98	142.91	132.50
22	C	509	CLA	CAC-C3C-C4C	4.98	131.27	124.81
22	B	605	CLA	CHA-C4D-ND	4.98	142.91	132.50
22	C	507	CLA	CHA-C4D-ND	4.97	142.91	132.50
22	c	510	CLA	CHD-C4C-C3C	-4.97	117.53	124.84
22	A	402	CLA	CHA-C4D-ND	4.97	142.90	132.50
22	2	612	CLA	CHA-C4D-ND	4.97	142.90	132.50

*Continued on next page...*

*Continued from previous page...*

Mol	Chain	Res	Type	Atoms	Z	Observed(°)	Ideal(°)
22	6	612	CLA	CHA-C4D-ND	4.97	142.90	132.50
22	Y	610	CLA	C2D-C1D-ND	4.97	113.77	110.10
22	y	610	CLA	C2D-C1D-ND	4.97	113.77	110.10
22	G	602	CLA	CHD-C4C-C3C	-4.97	117.54	124.84
22	g	602	CLA	CHD-C4C-C3C	-4.97	117.54	124.84
22	B	611	CLA	C1C-C2C-C3C	-4.97	101.73	106.96
22	c	502	CLA	CHD-C4C-C3C	-4.96	117.54	124.84
22	b	602	CLA	CHA-C4D-ND	4.96	142.88	132.50
22	b	609	CLA	CHA-C4D-ND	4.96	142.88	132.50
22	A	402	CLA	C3D-C2D-C1D	-4.96	99.06	105.83
22	4	303	CLA	C1D-ND-C4D	4.96	109.86	106.33
22	8	303	CLA	C1D-ND-C4D	4.96	109.86	106.33
22	2	603	CLA	CHA-C4D-ND	4.96	142.87	132.50
22	6	603	CLA	CHA-C4D-ND	4.96	142.87	132.50
22	B	609	CLA	CHA-C4D-ND	4.96	142.87	132.50
22	d	401	CLA	CHA-C4D-ND	4.96	142.87	132.50
22	G	612	CLA	C3D-C2D-C1D	-4.96	99.07	105.83
22	g	612	CLA	C3D-C2D-C1D	-4.96	99.07	105.83
22	b	609	CLA	C3D-C2D-C1D	-4.95	99.07	105.83
22	b	605	CLA	CHA-C4D-ND	4.95	142.86	132.50
22	c	509	CLA	CHA-C4D-ND	4.95	142.85	132.50
22	C	503	CLA	C1D-ND-C4D	4.94	109.85	106.33
22	R	312	CLA	CHA-C4D-ND	4.94	142.84	132.50
22	Y	613	CLA	CHA-C4D-ND	4.94	142.84	132.50
22	r	312	CLA	CHA-C4D-ND	4.94	142.84	132.50
22	y	613	CLA	CHA-C4D-ND	4.94	142.84	132.50
22	S	304	CLA	CHA-C4D-ND	4.94	142.84	132.50
22	s	304	CLA	CHA-C4D-ND	4.94	142.84	132.50
22	N	612	CLA	C3D-C2D-C1D	-4.94	99.09	105.83
22	n	612	CLA	C3D-C2D-C1D	-4.94	99.09	105.83
22	d	404	CLA	CHA-C4D-ND	4.94	142.84	132.50
22	c	507	CLA	CHD-C4C-C3C	-4.94	117.58	124.84
22	G	604	CLA	C1D-ND-C4D	4.94	109.84	106.33
22	g	604	CLA	C1D-ND-C4D	4.94	109.84	106.33
22	b	601	CLA	CHA-C4D-ND	4.94	142.83	132.50
22	C	504	CLA	C1D-ND-C4D	4.93	109.84	106.33
22	A	402	CLA	C2D-C1D-ND	4.93	113.74	110.10
22	S	314	CLA	C3D-C2D-C1D	-4.93	99.10	105.83
22	s	314	CLA	C3D-C2D-C1D	-4.93	99.10	105.83
22	3	304	CLA	CHA-C4D-ND	4.93	142.81	132.50
22	7	304	CLA	CHA-C4D-ND	4.93	142.81	132.50
25	S	306	CHL	CBA-CAA-C2A	4.93	128.41	113.86

*Continued on next page...*



*Continued from previous page...*

Mol	Chain	Res	Type	Atoms	Z	Observed(°)	Ideal(°)
25	s	306	CHL	CBA-CAA-C2A	4.93	128.41	113.86
22	c	504	CLA	C1D-ND-C4D	4.93	109.83	106.33
22	N	612	CLA	CHD-C4C-C3C	-4.92	117.60	124.84
22	n	612	CLA	CHD-C4C-C3C	-4.92	117.60	124.84
22	3	310	CLA	CHA-C4D-ND	4.92	142.80	132.50
22	7	310	CLA	CHA-C4D-ND	4.92	142.80	132.50
22	b	604	CLA	CHA-C4D-ND	4.92	142.80	132.50
22	a	403	CLA	C3D-C2D-C1D	-4.92	99.12	105.83
22	G	612	CLA	C2D-C1D-ND	4.92	113.73	110.10
22	g	612	CLA	C2D-C1D-ND	4.92	113.73	110.10
22	C	504	CLA	CHA-C4D-ND	4.92	142.79	132.50
22	c	502	CLA	CHA-C4D-ND	4.92	142.79	132.50
22	G	611	CLA	CHA-C4D-ND	4.92	142.79	132.50
22	g	611	CLA	CHA-C4D-ND	4.92	142.79	132.50
22	d	401	CLA	CHD-C4C-C3C	-4.92	117.61	124.84
22	S	314	CLA	CHA-C4D-ND	4.92	142.79	132.50
22	s	314	CLA	CHA-C4D-ND	4.92	142.79	132.50
22	R	302	CLA	C2D-C1D-ND	4.92	113.73	110.10
22	r	302	CLA	C2D-C1D-ND	4.92	113.73	110.10
22	4	302	CLA	O2D-CGD-CBD	4.92	120.00	111.27
22	8	302	CLA	O2D-CGD-CBD	4.92	120.00	111.27
22	3	311	CLA	CHA-C4D-ND	4.92	142.78	132.50
22	7	311	CLA	CHA-C4D-ND	4.92	142.78	132.50
22	c	504	CLA	CHA-C4D-ND	4.91	142.78	132.50
22	3	305	CLA	C1D-ND-C4D	4.91	109.82	106.33
22	7	305	CLA	C1D-ND-C4D	4.91	109.82	106.33
25	R	305	CHL	CBA-CAA-C2A	4.91	128.35	113.86
25	r	305	CHL	CBA-CAA-C2A	4.91	128.35	113.86
22	2	609	CLA	C3D-C2D-C1D	-4.91	99.13	105.83
22	6	609	CLA	C3D-C2D-C1D	-4.91	99.13	105.83
22	S	311	CLA	CHA-C4D-ND	4.91	142.76	132.50
22	s	311	CLA	CHA-C4D-ND	4.91	142.76	132.50
22	c	512	CLA	C3D-C2D-C1D	-4.91	99.14	105.83
22	N	602	CLA	CHA-C4D-ND	4.90	142.76	132.50
22	n	602	CLA	CHA-C4D-ND	4.90	142.76	132.50
22	2	602	CLA	CHA-C4D-ND	4.90	142.76	132.50
22	6	602	CLA	CHA-C4D-ND	4.90	142.76	132.50
22	G	611	CLA	O2D-CGD-CBD	4.90	119.98	111.27
22	g	611	CLA	O2D-CGD-CBD	4.90	119.98	111.27
22	2	611	CLA	CAC-C3C-C4C	4.90	131.17	124.81
22	6	611	CLA	CAC-C3C-C4C	4.90	131.17	124.81
22	R	308	CLA	C3D-C2D-C1D	-4.90	99.14	105.83

*Continued on next page...*

*Continued from previous page...*

Mol	Chain	Res	Type	Atoms	Z	Observed(°)	Ideal(°)
22	r	308	CLA	C3D-C2D-C1D	-4.90	99.14	105.83
22	S	311	CLA	C3D-C2D-C1D	-4.90	99.14	105.83
22	s	311	CLA	C3D-C2D-C1D	-4.90	99.14	105.83
22	b	615	CLA	O2D-CGD-CBD	4.90	119.98	111.27
22	R	307	CLA	CHA-C4D-ND	4.90	142.74	132.50
22	r	307	CLA	CHA-C4D-ND	4.90	142.74	132.50
22	1	610	CLA	CHA-C4D-ND	4.90	142.74	132.50
22	5	610	CLA	CHA-C4D-ND	4.90	142.74	132.50
22	1	603	CLA	CHA-C4D-ND	4.90	142.74	132.50
22	5	603	CLA	CHA-C4D-ND	4.90	142.74	132.50
22	4	302	CLA	CHA-C4D-ND	4.89	142.74	132.50
22	8	302	CLA	CHA-C4D-ND	4.89	142.74	132.50
22	S	313	CLA	O2D-CGD-CBD	4.89	119.96	111.27
22	s	313	CLA	O2D-CGD-CBD	4.89	119.96	111.27
22	b	603	CLA	O2D-CGD-CBD	4.89	119.95	111.27
22	1	612	CLA	CHA-C4D-ND	4.89	142.72	132.50
22	5	612	CLA	CHA-C4D-ND	4.89	142.72	132.50
22	B	606	CLA	C1D-ND-C4D	4.89	109.81	106.33
22	N	611	CLA	C3D-C2D-C1D	-4.89	99.16	105.83
22	n	611	CLA	C3D-C2D-C1D	-4.89	99.16	105.83
22	S	305	CLA	CHA-C4D-ND	4.88	142.72	132.50
22	s	305	CLA	CHA-C4D-ND	4.88	142.72	132.50
22	3	313	CLA	CHA-C4D-ND	4.88	142.72	132.50
22	7	313	CLA	CHA-C4D-ND	4.88	142.72	132.50
22	G	611	CLA	CHD-C4C-C3C	-4.88	117.66	124.84
22	g	611	CLA	CHD-C4C-C3C	-4.88	117.66	124.84
22	G	602	CLA	CHA-C4D-ND	4.88	142.71	132.50
22	g	602	CLA	CHA-C4D-ND	4.88	142.71	132.50
22	N	611	CLA	CHA-C4D-ND	4.88	142.71	132.50
22	n	611	CLA	CHA-C4D-ND	4.88	142.71	132.50
22	Y	611	CLA	C2D-C1D-ND	4.88	113.70	110.10
22	y	611	CLA	C2D-C1D-ND	4.88	113.70	110.10
22	B	612	CLA	CHD-C4C-C3C	-4.88	117.67	124.84
22	S	304	CLA	C1D-ND-C4D	4.87	109.80	106.33
22	s	304	CLA	C1D-ND-C4D	4.87	109.80	106.33
22	2	610	CLA	CHA-C4D-ND	4.87	142.69	132.50
22	6	610	CLA	CHA-C4D-ND	4.87	142.69	132.50
22	2	611	CLA	CHA-C4D-ND	4.87	142.69	132.50
22	6	611	CLA	CHA-C4D-ND	4.87	142.69	132.50
22	D	403	CLA	CAC-C3C-C2C	-4.87	119.20	127.53
22	b	611	CLA	CHD-C4C-C3C	-4.87	117.68	124.84
22	b	611	CLA	C3D-C2D-C1D	-4.87	99.18	105.83

*Continued on next page...*

*Continued from previous page...*

Mol	Chain	Res	Type	Atoms	Z	Observed(°)	Ideal(°)
22	G	612	CLA	CHA-C4D-ND	4.87	142.69	132.50
22	g	612	CLA	CHA-C4D-ND	4.87	142.69	132.50
22	R	309	CLA	CHA-C4D-ND	4.87	142.68	132.50
22	r	309	CLA	CHA-C4D-ND	4.87	142.68	132.50
22	C	507	CLA	C3D-C2D-C1D	-4.87	99.19	105.83
22	Y	602	CLA	C1D-ND-C4D	4.86	109.79	106.33
22	y	602	CLA	C1D-ND-C4D	4.86	109.79	106.33
22	4	303	CLA	CHA-C4D-ND	4.86	142.67	132.50
22	8	303	CLA	CHA-C4D-ND	4.86	142.67	132.50
22	c	507	CLA	CHA-C4D-ND	4.86	142.67	132.50
22	2	611	CLA	C2D-C1D-ND	4.86	113.69	110.10
22	6	611	CLA	C2D-C1D-ND	4.86	113.69	110.10
22	R	302	CLA	CHA-C4D-ND	4.86	142.67	132.50
22	r	302	CLA	CHA-C4D-ND	4.86	142.67	132.50
22	C	503	CLA	CHD-C4C-C3C	-4.86	117.69	124.84
22	B	601	CLA	C3D-C2D-C1D	-4.86	99.20	105.83
22	2	612	CLA	CHD-C4C-C3C	-4.86	117.70	124.84
22	6	612	CLA	CHD-C4C-C3C	-4.86	117.70	124.84
22	4	304	CLA	CHA-C4D-ND	4.85	142.65	132.50
22	8	304	CLA	CHA-C4D-ND	4.85	142.65	132.50
22	S	310	CLA	CHD-C4C-C3C	-4.85	117.71	124.84
22	s	310	CLA	CHD-C4C-C3C	-4.85	117.71	124.84
22	1	613	CLA	CHA-C4D-ND	4.85	142.65	132.50
22	5	613	CLA	CHA-C4D-ND	4.85	142.65	132.50
22	c	507	CLA	C3D-C2D-C1D	-4.85	99.21	105.83
22	C	509	CLA	CHD-C4C-C3C	-4.85	117.72	124.84
22	A	402	CLA	C1C-C2C-C3C	-4.85	101.86	106.96
22	N	611	CLA	CHD-C4C-C3C	-4.84	117.72	124.84
22	n	611	CLA	CHD-C4C-C3C	-4.84	117.72	124.84
22	N	614	CLA	CHA-C4D-ND	4.84	142.63	132.50
22	n	614	CLA	CHA-C4D-ND	4.84	142.63	132.50
22	1	602	CLA	CHA-C4D-ND	4.84	142.63	132.50
22	5	602	CLA	CHA-C4D-ND	4.84	142.63	132.50
22	B	615	CLA	CHA-C4D-ND	4.84	142.63	132.50
22	R	310	CLA	CHD-C4C-C3C	-4.84	117.72	124.84
22	r	310	CLA	CHD-C4C-C3C	-4.84	117.72	124.84
22	R	301	CLA	CHA-C4D-ND	4.84	142.63	132.50
22	r	301	CLA	CHA-C4D-ND	4.84	142.63	132.50
22	Y	611	CLA	C3D-C2D-C1D	-4.84	99.23	105.83
22	y	611	CLA	C3D-C2D-C1D	-4.84	99.23	105.83
22	B	615	CLA	C1D-ND-C4D	4.84	109.77	106.33
22	B	608	CLA	O2D-CGD-CBD	4.84	119.87	111.27

*Continued on next page...*

*Continued from previous page...*

Mol	Chain	Res	Type	Atoms	Z	Observed(°)	Ideal(°)
22	S	312	CLA	C1D-ND-C4D	4.84	109.77	106.33
22	s	312	CLA	C1D-ND-C4D	4.84	109.77	106.33
22	N	612	CLA	CHA-C4D-ND	4.84	142.62	132.50
22	n	612	CLA	CHA-C4D-ND	4.84	142.62	132.50
22	Y	613	CLA	CHD-C4C-C3C	-4.83	117.73	124.84
22	y	613	CLA	CHD-C4C-C3C	-4.83	117.73	124.84
22	b	609	CLA	C2D-C1D-ND	4.83	113.67	110.10
22	B	611	CLA	CHD-C4C-C3C	-4.83	117.74	124.84
22	1	610	CLA	C3D-C2D-C1D	-4.83	99.24	105.83
22	5	610	CLA	C3D-C2D-C1D	-4.83	99.24	105.83
22	3	305	CLA	O2D-CGD-CBD	4.83	119.85	111.27
22	7	305	CLA	O2D-CGD-CBD	4.83	119.85	111.27
22	3	303	CLA	CHD-C4C-C3C	-4.83	117.74	124.84
22	7	303	CLA	CHD-C4C-C3C	-4.83	117.74	124.84
22	C	501	CLA	C4A-NA-C1A	-4.83	104.54	106.71
22	Y	602	CLA	O2D-CGD-CBD	4.82	119.84	111.27
22	y	602	CLA	O2D-CGD-CBD	4.82	119.84	111.27
22	Y	603	CLA	C3D-C2D-C1D	-4.82	99.25	105.83
22	y	603	CLA	C3D-C2D-C1D	-4.82	99.25	105.83
22	R	307	CLA	C1D-ND-C4D	4.82	109.76	106.33
22	r	307	CLA	C1D-ND-C4D	4.82	109.76	106.33
22	2	610	CLA	CHD-C4C-C3C	-4.82	117.76	124.84
22	6	610	CLA	CHD-C4C-C3C	-4.82	117.76	124.84
22	b	613	CLA	C3D-C2D-C1D	-4.82	99.26	105.83
22	N	613	CLA	C3D-C2D-C1D	-4.82	99.26	105.83
22	n	613	CLA	C3D-C2D-C1D	-4.82	99.26	105.83
22	c	509	CLA	C2D-C1D-ND	4.81	113.65	110.10
22	b	613	CLA	CHD-C4C-C3C	-4.81	117.77	124.84
22	R	310	CLA	O2D-CGD-CBD	4.81	119.82	111.27
22	r	310	CLA	O2D-CGD-CBD	4.81	119.82	111.27
22	b	601	CLA	C3D-C2D-C1D	-4.81	99.27	105.83
22	D	403	CLA	C1D-ND-C4D	4.81	109.75	106.33
22	Y	614	CLA	CHD-C4C-C3C	-4.81	117.77	124.84
22	y	614	CLA	CHD-C4C-C3C	-4.81	117.77	124.84
22	3	311	CLA	C1D-ND-C4D	4.81	109.75	106.33
22	7	311	CLA	C1D-ND-C4D	4.81	109.75	106.33
22	D	404	CLA	CHA-C4D-ND	4.81	142.55	132.50
22	S	314	CLA	CHD-C4C-C3C	-4.81	117.78	124.84
22	s	314	CLA	CHD-C4C-C3C	-4.81	117.78	124.84
22	G	611	CLA	C3D-C2D-C1D	-4.80	99.28	105.83
22	g	611	CLA	C3D-C2D-C1D	-4.80	99.28	105.83
22	3	305	CLA	CHA-C4D-ND	4.80	142.54	132.50

*Continued on next page...*

*Continued from previous page...*

Mol	Chain	Res	Type	Atoms	Z	Observed(°)	Ideal(°)
22	7	305	CLA	CHA-C4D-ND	4.80	142.54	132.50
22	G	602	CLA	C1D-ND-C4D	4.80	109.74	106.33
22	g	602	CLA	C1D-ND-C4D	4.80	109.74	106.33
22	2	604	CLA	CHA-C4D-ND	4.80	142.54	132.50
22	6	604	CLA	CHA-C4D-ND	4.80	142.54	132.50
22	3	312	CLA	CHA-C4D-ND	4.80	142.54	132.50
22	7	312	CLA	CHA-C4D-ND	4.80	142.54	132.50
22	4	309	CLA	CHA-C4D-ND	4.80	142.53	132.50
22	8	309	CLA	CHA-C4D-ND	4.80	142.53	132.50
22	a	405	CLA	C3D-C2D-C1D	-4.79	99.29	105.83
22	3	303	CLA	CHA-C4D-ND	4.79	142.53	132.50
22	7	303	CLA	CHA-C4D-ND	4.79	142.53	132.50
22	B	608	CLA	CHD-C4C-C3C	-4.79	117.80	124.84
22	C	502	CLA	CHA-C4D-ND	4.79	142.52	132.50
22	b	609	CLA	CHD-C4C-C3C	-4.79	117.80	124.84
22	b	601	CLA	C2D-C1D-ND	4.79	113.63	110.10
22	R	302	CLA	C1D-ND-C4D	4.79	109.74	106.33
22	r	302	CLA	C1D-ND-C4D	4.79	109.74	106.33
22	2	611	CLA	C3D-C2D-C1D	-4.78	99.30	105.83
22	6	611	CLA	C3D-C2D-C1D	-4.78	99.30	105.83
22	C	511	CLA	O2D-CGD-CBD	4.78	119.77	111.27
22	B	608	CLA	CHA-C4D-ND	4.78	142.50	132.50
22	Y	611	CLA	CHA-C4D-ND	4.78	142.50	132.50
22	y	611	CLA	CHA-C4D-ND	4.78	142.50	132.50
22	S	303	CLA	C3D-C2D-C1D	-4.78	99.31	105.83
22	s	303	CLA	C3D-C2D-C1D	-4.78	99.31	105.83
22	1	611	CLA	CHA-C4D-ND	4.78	142.49	132.50
22	5	611	CLA	CHA-C4D-ND	4.78	142.49	132.50
22	S	312	CLA	O2D-CGD-CBD	4.77	119.75	111.27
22	s	312	CLA	O2D-CGD-CBD	4.77	119.75	111.27
22	G	604	CLA	CHA-C4D-ND	4.77	142.48	132.50
22	g	604	CLA	CHA-C4D-ND	4.77	142.48	132.50
22	2	604	CLA	O2D-CGD-CBD	4.77	119.75	111.27
22	6	604	CLA	O2D-CGD-CBD	4.77	119.75	111.27
22	a	402	CLA	CHD-C4C-C3C	-4.77	117.83	124.84
22	G	613	CLA	CHD-C4C-C3C	-4.77	117.83	124.84
22	g	613	CLA	CHD-C4C-C3C	-4.77	117.83	124.84
22	a	402	CLA	C3D-C2D-C1D	-4.77	99.33	105.83
22	1	603	CLA	C1D-ND-C4D	4.77	109.72	106.33
22	5	603	CLA	C1D-ND-C4D	4.77	109.72	106.33
22	R	309	CLA	CHD-C4C-C3C	-4.77	117.83	124.84
22	r	309	CLA	CHD-C4C-C3C	-4.77	117.83	124.84

*Continued on next page...*

*Continued from previous page...*

Mol	Chain	Res	Type	Atoms	Z	Observed(°)	Ideal(°)
22	c	501	CLA	CAC-C3C-C4C	4.77	130.99	124.81
22	1	604	CLA	C1D-ND-C4D	4.76	109.72	106.33
22	5	604	CLA	C1D-ND-C4D	4.76	109.72	106.33
22	3	310	CLA	C3D-C2D-C1D	-4.76	99.33	105.83
22	7	310	CLA	C3D-C2D-C1D	-4.76	99.33	105.83
22	N	613	CLA	CHD-C4C-C3C	-4.76	117.84	124.84
22	n	613	CLA	CHD-C4C-C3C	-4.76	117.84	124.84
22	S	309	CLA	CAC-C3C-C4C	4.76	130.98	124.81
22	s	309	CLA	CAC-C3C-C4C	4.76	130.98	124.81
22	c	507	CLA	C1D-ND-C4D	4.76	109.71	106.33
22	3	303	CLA	O2D-CGD-CBD	4.75	119.71	111.27
22	7	303	CLA	O2D-CGD-CBD	4.75	119.71	111.27
22	d	403	CLA	CAC-C3C-C2C	-4.74	119.42	127.53
22	Y	602	CLA	CHD-C4C-C3C	-4.74	117.87	124.84
22	y	602	CLA	CHD-C4C-C3C	-4.74	117.87	124.84
22	G	614	CLA	CHD-C4C-C3C	-4.74	117.87	124.84
22	g	614	CLA	CHD-C4C-C3C	-4.74	117.87	124.84
22	1	602	CLA	CHD-C4C-C3C	-4.74	117.87	124.84
22	5	602	CLA	CHD-C4C-C3C	-4.74	117.87	124.84
22	c	509	CLA	C1D-ND-C4D	4.74	109.70	106.33
22	G	612	CLA	CHD-C4C-C3C	-4.74	117.87	124.84
22	g	612	CLA	CHD-C4C-C3C	-4.74	117.87	124.84
22	B	609	CLA	CHD-C4C-C3C	-4.74	117.88	124.84
22	B	602	CLA	CHA-C4D-ND	4.73	142.40	132.50
25	2	608	CHL	CMB-C2B-C1B	-4.73	121.19	128.46
25	6	608	CHL	CMB-C2B-C1B	-4.73	121.19	128.46
22	C	509	CLA	C3D-C2D-C1D	-4.73	99.37	105.83
22	R	301	CLA	C3D-C2D-C1D	-4.73	99.38	105.83
22	r	301	CLA	C3D-C2D-C1D	-4.73	99.38	105.83
22	S	311	CLA	C2D-C1D-ND	4.73	113.59	110.10
22	s	311	CLA	C2D-C1D-ND	4.73	113.59	110.10
22	3	312	CLA	C3D-C2D-C1D	-4.73	99.38	105.83
22	7	312	CLA	C3D-C2D-C1D	-4.73	99.38	105.83
22	A	403	CLA	CHD-C4C-C3C	-4.72	117.89	124.84
22	Y	602	CLA	CHA-C4D-ND	4.72	142.38	132.50
22	y	602	CLA	CHA-C4D-ND	4.72	142.38	132.50
22	Y	612	CLA	C3D-C2D-C1D	-4.72	99.39	105.83
22	y	612	CLA	C3D-C2D-C1D	-4.72	99.39	105.83
22	R	311	CLA	CHA-C4D-ND	4.72	142.38	132.50
22	r	311	CLA	CHA-C4D-ND	4.72	142.38	132.50
22	S	309	CLA	CHA-C4D-ND	4.72	142.37	132.50
22	s	309	CLA	CHA-C4D-ND	4.72	142.37	132.50

*Continued on next page...*



*Continued from previous page...*

Mol	Chain	Res	Type	Atoms	Z	Observed(°)	Ideal(°)
22	N	602	CLA	C1D-ND-C4D	4.72	109.69	106.33
22	n	602	CLA	C1D-ND-C4D	4.72	109.69	106.33
22	2	610	CLA	C3D-C2D-C1D	-4.72	99.40	105.83
22	6	610	CLA	C3D-C2D-C1D	-4.72	99.40	105.83
22	b	611	CLA	C2D-C1D-ND	4.72	113.58	110.10
25	3	306	CHL	CAA-C2A-C3A	-4.72	105.10	116.10
25	7	306	CHL	CAA-C2A-C3A	-4.72	105.10	116.10
22	Y	610	CLA	C3D-C2D-C1D	-4.71	99.40	105.83
22	y	610	CLA	C3D-C2D-C1D	-4.71	99.40	105.83
22	R	310	CLA	C3D-C2D-C1D	-4.71	99.40	105.83
22	r	310	CLA	C3D-C2D-C1D	-4.71	99.40	105.83
22	N	602	CLA	CHD-C4C-C3C	-4.71	117.91	124.84
22	n	602	CLA	CHD-C4C-C3C	-4.71	117.91	124.84
22	A	405	CLA	CHD-C4C-C3C	-4.71	117.92	124.84
22	1	611	CLA	C1D-ND-C4D	4.71	109.68	106.33
22	5	611	CLA	C1D-ND-C4D	4.71	109.68	106.33
22	c	511	CLA	C3D-C2D-C1D	-4.71	99.41	105.83
22	B	603	CLA	C1D-ND-C4D	4.71	109.68	106.33
22	S	309	CLA	C3D-C2D-C1D	-4.71	99.41	105.83
22	s	309	CLA	C3D-C2D-C1D	-4.71	99.41	105.83
25	N	605	CHL	CAA-C2A-C3A	-4.71	105.12	116.10
25	n	605	CHL	CAA-C2A-C3A	-4.71	105.12	116.10
22	C	506	CLA	C3D-C2D-C1D	-4.70	99.41	105.83
22	B	608	CLA	CBC-CAC-C3C	-4.70	99.47	112.43
22	C	502	CLA	C2D-C1D-ND	4.70	113.57	110.10
22	S	303	CLA	CHA-C4D-ND	4.70	142.33	132.50
22	s	303	CLA	CHA-C4D-ND	4.70	142.33	132.50
22	S	301	CLA	C3D-C2D-C1D	-4.70	99.42	105.83
22	A	405	CLA	C3D-C2D-C1D	-4.70	99.42	105.83
22	B	615	CLA	C2D-C1D-ND	4.70	113.56	110.10
22	B	604	CLA	C3D-C2D-C1D	-4.69	99.42	105.83
22	B	611	CLA	C3D-C2D-C1D	-4.69	99.43	105.83
22	C	510	CLA	C3D-C2D-C1D	-4.69	99.43	105.83
22	R	312	CLA	CHD-C4C-C3C	-4.69	117.94	124.84
22	r	312	CLA	CHD-C4C-C3C	-4.69	117.94	124.84
22	b	602	CLA	C3D-C2D-C1D	-4.69	99.43	105.83
22	B	611	CLA	C2D-C1D-ND	4.69	113.56	110.10
22	N	603	CLA	C3D-C2D-C1D	-4.69	99.44	105.83
22	n	603	CLA	C3D-C2D-C1D	-4.69	99.44	105.83
25	2	605	CHL	CAA-C2A-C3A	-4.69	105.16	116.10
25	6	605	CHL	CAA-C2A-C3A	-4.69	105.16	116.10
22	S	305	CLA	CHD-C4C-C3C	-4.69	117.95	124.84

*Continued on next page...*

*Continued from previous page...*

Mol	Chain	Res	Type	Atoms	Z	Observed(°)	Ideal(°)
22	s	305	CLA	CHD-C4C-C3C	-4.69	117.95	124.84
22	1	604	CLA	CHA-C4D-ND	4.68	142.29	132.50
22	5	604	CLA	CHA-C4D-ND	4.68	142.29	132.50
22	b	606	CLA	O2D-CGD-CBD	4.68	119.58	111.27
22	c	505	CLA	C1D-ND-C4D	4.67	109.65	106.33
25	1	605	CHL	CAA-C2A-C3A	-4.67	105.21	116.10
25	5	605	CHL	CAA-C2A-C3A	-4.67	105.21	116.10
22	Y	613	CLA	C3D-C2D-C1D	-4.67	99.46	105.83
22	y	613	CLA	C3D-C2D-C1D	-4.67	99.46	105.83
22	4	302	CLA	C1D-ND-C4D	4.67	109.65	106.33
22	8	302	CLA	C1D-ND-C4D	4.67	109.65	106.33
22	G	614	CLA	C3D-C2D-C1D	-4.66	99.47	105.83
22	g	614	CLA	C3D-C2D-C1D	-4.66	99.47	105.83
22	b	614	CLA	CHD-C4C-C3C	-4.66	117.99	124.84
22	B	601	CLA	CHA-C4D-ND	4.66	142.25	132.50
22	R	309	CLA	C1D-ND-C4D	4.66	109.64	106.33
22	Y	611	CLA	C1D-ND-C4D	4.66	109.64	106.33
22	r	309	CLA	C1D-ND-C4D	4.66	109.64	106.33
22	y	611	CLA	C1D-ND-C4D	4.66	109.64	106.33
22	R	303	CLA	C1D-ND-C4D	4.66	109.64	106.33
22	r	303	CLA	C1D-ND-C4D	4.66	109.64	106.33
22	G	603	CLA	C3D-C2D-C1D	-4.65	99.48	105.83
22	g	603	CLA	C3D-C2D-C1D	-4.65	99.48	105.83
22	G	613	CLA	C3D-C2D-C1D	-4.65	99.48	105.83
22	g	613	CLA	C3D-C2D-C1D	-4.65	99.48	105.83
22	S	312	CLA	C3D-C2D-C1D	-4.65	99.48	105.83
22	s	312	CLA	C3D-C2D-C1D	-4.65	99.48	105.83
22	1	602	CLA	C1D-ND-C4D	4.65	109.64	106.33
22	5	602	CLA	C1D-ND-C4D	4.65	109.64	106.33
25	R	304	CHL	CBA-CAA-C2A	4.65	127.59	113.86
25	r	304	CHL	CBA-CAA-C2A	4.65	127.59	113.86
22	3	313	CLA	CHD-C4C-C3C	-4.65	118.01	124.84
22	7	313	CLA	CHD-C4C-C3C	-4.65	118.01	124.84
22	b	610	CLA	CHD-C4C-C3C	-4.65	118.01	124.84
22	2	602	CLA	CHD-C4C-C3C	-4.65	118.01	124.84
22	6	602	CLA	CHD-C4C-C3C	-4.65	118.01	124.84
22	Y	604	CLA	C3D-C2D-C1D	-4.64	99.50	105.83
22	y	604	CLA	C3D-C2D-C1D	-4.64	99.50	105.83
22	b	608	CLA	O2D-CGD-CBD	4.64	119.51	111.27
22	R	302	CLA	CAC-C3C-C4C	4.64	130.83	124.81
22	r	302	CLA	CAC-C3C-C4C	4.64	130.83	124.81
22	S	311	CLA	C1D-ND-C4D	4.64	109.63	106.33

*Continued on next page...*



*Continued from previous page...*

Mol	Chain	Res	Type	Atoms	Z	Observed(°)	Ideal(°)
22	s	311	CLA	C1D-ND-C4D	4.64	109.63	106.33
22	B	616	CLA	CHD-C4C-C3C	-4.64	118.02	124.84
22	D	404	CLA	CHD-C4C-C3C	-4.64	118.02	124.84
22	4	303	CLA	CHD-C4C-C3C	-4.64	118.02	124.84
22	8	303	CLA	CHD-C4C-C3C	-4.64	118.02	124.84
22	c	511	CLA	C1D-ND-C4D	4.64	109.63	106.33
22	R	309	CLA	C3D-C2D-C1D	-4.63	99.51	105.83
22	r	309	CLA	C3D-C2D-C1D	-4.63	99.51	105.83
22	1	611	CLA	CHD-C4C-C3C	-4.63	118.03	124.84
22	5	611	CLA	CHD-C4C-C3C	-4.63	118.03	124.84
22	c	508	CLA	C3D-C2D-C1D	-4.63	99.51	105.83
22	R	302	CLA	C3D-C2D-C1D	-4.63	99.51	105.83
22	r	302	CLA	C3D-C2D-C1D	-4.63	99.51	105.83
22	B	610	CLA	CHD-C4C-C3C	-4.63	118.04	124.84
22	S	303	CLA	C2D-C1D-ND	4.63	113.51	110.10
22	s	303	CLA	C2D-C1D-ND	4.63	113.51	110.10
25	N	606	CHL	CBA-CAA-C2A	4.63	127.52	113.86
25	n	606	CHL	CBA-CAA-C2A	4.63	127.52	113.86
22	D	401	CLA	CHD-C4C-C3C	-4.62	118.04	124.84
22	C	505	CLA	C3D-C2D-C1D	-4.62	99.52	105.83
22	C	508	CLA	C3D-C2D-C1D	-4.61	99.54	105.83
22	N	611	CLA	C1D-ND-C4D	4.61	109.61	106.33
22	n	611	CLA	C1D-ND-C4D	4.61	109.61	106.33
22	2	602	CLA	C1D-ND-C4D	4.61	109.61	106.33
22	6	602	CLA	C1D-ND-C4D	4.61	109.61	106.33
22	B	613	CLA	C3D-C2D-C1D	-4.61	99.54	105.83
22	D	401	CLA	C3D-C2D-C1D	-4.61	99.54	105.83
22	G	611	CLA	C1D-ND-C4D	4.60	109.60	106.33
22	g	611	CLA	C1D-ND-C4D	4.60	109.60	106.33
22	b	605	CLA	C2D-C1D-ND	4.60	113.49	110.10
22	Y	611	CLA	CBC-CAC-C3C	-4.60	99.75	112.43
22	y	611	CLA	CBC-CAC-C3C	-4.60	99.75	112.43
22	b	612	CLA	CMA-C3A-C4A	-4.60	99.42	111.77
25	2	606	CHL	CBA-CAA-C2A	4.60	127.43	113.86
25	6	606	CHL	CBA-CAA-C2A	4.60	127.43	113.86
22	N	604	CLA	CHA-C4D-ND	4.60	142.11	132.50
22	n	604	CLA	CHA-C4D-ND	4.60	142.11	132.50
25	4	305	CHL	CMB-C2B-C1B	-4.59	121.40	128.46
25	8	305	CHL	CMB-C2B-C1B	-4.59	121.40	128.46
22	S	309	CLA	CHD-C4C-C3C	-4.59	118.09	124.84
22	s	309	CLA	CHD-C4C-C3C	-4.59	118.09	124.84
22	Y	614	CLA	C3D-C2D-C1D	-4.59	99.56	105.83

*Continued on next page...*

*Continued from previous page...*

Mol	Chain	Res	Type	Atoms	Z	Observed(°)	Ideal(°)
22	y	614	CLA	C3D-C2D-C1D	-4.59	99.56	105.83
22	1	603	CLA	CHD-C4C-C3C	-4.59	118.09	124.84
22	5	603	CLA	CHD-C4C-C3C	-4.59	118.09	124.84
22	B	606	CLA	CHD-C4C-C3C	-4.59	118.09	124.84
22	3	311	CLA	CHD-C4C-C3C	-4.59	118.09	124.84
22	7	311	CLA	CHD-C4C-C3C	-4.59	118.09	124.84
22	R	303	CLA	CHD-C4C-C3C	-4.59	118.09	124.84
22	r	303	CLA	CHD-C4C-C3C	-4.59	118.09	124.84
22	4	309	CLA	C3D-C2D-C1D	-4.58	99.58	105.83
22	8	309	CLA	C3D-C2D-C1D	-4.58	99.58	105.83
22	3	311	CLA	C3D-C2D-C1D	-4.58	99.58	105.83
22	7	311	CLA	C3D-C2D-C1D	-4.58	99.58	105.83
22	2	612	CLA	C3D-C2D-C1D	-4.58	99.58	105.83
22	6	612	CLA	C3D-C2D-C1D	-4.58	99.58	105.83
22	S	305	CLA	C1D-ND-C4D	4.58	109.59	106.33
22	s	305	CLA	C1D-ND-C4D	4.58	109.59	106.33
22	1	611	CLA	C3D-C2D-C1D	-4.58	99.59	105.83
22	5	611	CLA	C3D-C2D-C1D	-4.58	99.59	105.83
22	R	310	CLA	C1D-ND-C4D	4.58	109.59	106.33
22	r	310	CLA	C1D-ND-C4D	4.58	109.59	106.33
22	G	614	CLA	O2D-CGD-CBD	4.57	119.40	111.27
22	g	614	CLA	O2D-CGD-CBD	4.57	119.40	111.27
22	B	602	CLA	C3D-C2D-C1D	-4.57	99.59	105.83
22	N	611	CLA	C2D-C1D-ND	4.57	113.47	110.10
22	n	611	CLA	C2D-C1D-ND	4.57	113.47	110.10
22	S	310	CLA	C3D-C2D-C1D	-4.57	99.59	105.83
22	s	310	CLA	C3D-C2D-C1D	-4.57	99.59	105.83
22	R	307	CLA	CHD-C4C-C3C	-4.57	118.12	124.84
22	r	307	CLA	CHD-C4C-C3C	-4.57	118.12	124.84
22	c	502	CLA	C3D-C2D-C1D	-4.57	99.60	105.83
22	b	615	CLA	C3D-C2D-C1D	-4.57	99.60	105.83
22	S	313	CLA	C3D-C2D-C1D	-4.57	99.60	105.83
22	s	313	CLA	C3D-C2D-C1D	-4.57	99.60	105.83
22	c	504	CLA	CHD-C4C-C3C	-4.56	118.13	124.84
22	3	310	CLA	O2D-CGD-CBD	4.56	119.38	111.27
22	7	310	CLA	O2D-CGD-CBD	4.56	119.38	111.27
22	B	608	CLA	C2D-C1D-ND	4.56	113.47	110.10
22	c	506	CLA	C3D-C2D-C1D	-4.56	99.61	105.83
22	3	312	CLA	C2D-C1D-ND	4.56	113.47	110.10
22	7	312	CLA	C2D-C1D-ND	4.56	113.47	110.10
22	N	602	CLA	O2D-CGD-CBD	4.56	119.37	111.27
22	n	602	CLA	O2D-CGD-CBD	4.56	119.37	111.27

*Continued on next page...*

*Continued from previous page...*

Mol	Chain	Res	Type	Atoms	Z	Observed(°)	Ideal(°)
22	c	510	CLA	C3D-C2D-C1D	-4.56	99.61	105.83
22	d	401	CLA	O2D-CGD-CBD	4.56	119.37	111.27
25	Y	609	CHL	CBA-CAA-C2A	4.56	127.31	113.86
25	y	609	CHL	CBA-CAA-C2A	4.56	127.31	113.86
22	R	312	CLA	C3D-C2D-C1D	-4.56	99.61	105.83
22	r	312	CLA	C3D-C2D-C1D	-4.56	99.61	105.83
22	B	616	CLA	CHA-C4D-ND	4.55	142.03	132.50
22	B	609	CLA	C1D-ND-C4D	4.55	109.57	106.33
22	4	310	CLA	CHD-C4C-C3C	-4.55	118.15	124.84
22	8	310	CLA	CHD-C4C-C3C	-4.55	118.15	124.84
22	b	611	CLA	C1D-ND-C4D	4.55	109.57	106.33
22	2	613	CLA	C3D-C2D-C1D	-4.55	99.62	105.83
22	6	613	CLA	C3D-C2D-C1D	-4.55	99.62	105.83
22	3	303	CLA	C3D-C2D-C1D	-4.55	99.62	105.83
22	7	303	CLA	C3D-C2D-C1D	-4.55	99.62	105.83
25	3	309	CHL	CAA-C2A-C3A	-4.55	100.33	112.78
25	7	309	CHL	CAA-C2A-C3A	-4.55	100.33	112.78
22	2	602	CLA	O2D-CGD-CBD	4.55	119.34	111.27
22	6	602	CLA	O2D-CGD-CBD	4.55	119.34	111.27
22	N	603	CLA	CHD-C4C-C3C	-4.54	118.16	124.84
22	n	603	CLA	CHD-C4C-C3C	-4.54	118.16	124.84
22	4	304	CLA	CHD-C4C-C3C	-4.54	118.16	124.84
22	8	304	CLA	CHD-C4C-C3C	-4.54	118.16	124.84
22	2	610	CLA	C2D-C1D-ND	4.54	113.45	110.10
22	6	610	CLA	C2D-C1D-ND	4.54	113.45	110.10
22	c	501	CLA	CBC-CAC-C3C	-4.54	99.91	112.43
22	2	610	CLA	O2D-CGD-CBD	4.54	119.33	111.27
22	6	610	CLA	O2D-CGD-CBD	4.54	119.33	111.27
22	B	614	CLA	C1D-ND-C4D	4.54	109.56	106.33
22	1	612	CLA	C3D-C2D-C1D	-4.54	99.64	105.83
22	5	612	CLA	C3D-C2D-C1D	-4.54	99.64	105.83
22	C	502	CLA	CAC-C3C-C4C	4.54	130.70	124.81
22	3	313	CLA	C3D-C2D-C1D	-4.53	99.64	105.83
22	7	313	CLA	C3D-C2D-C1D	-4.53	99.64	105.83
22	B	608	CLA	C3D-C2D-C1D	-4.53	99.64	105.83
22	3	311	CLA	O2D-CGD-CBD	4.53	119.32	111.27
22	7	311	CLA	O2D-CGD-CBD	4.53	119.32	111.27
22	c	503	CLA	C3D-C2D-C1D	-4.53	99.65	105.83
22	B	607	CLA	CHD-C4C-C3C	-4.53	118.18	124.84
22	R	301	CLA	C2D-C1D-ND	4.53	113.44	110.10
22	r	301	CLA	C2D-C1D-ND	4.53	113.44	110.10
22	1	610	CLA	O2D-CGD-CBD	4.53	119.31	111.27

*Continued on next page...*

*Continued from previous page...*

Mol	Chain	Res	Type	Atoms	Z	Observed(°)	Ideal(°)
22	5	610	CLA	O2D-CGD-CBD	4.53	119.31	111.27
22	Y	614	CLA	O2D-CGD-CBD	4.53	119.31	111.27
22	y	614	CLA	O2D-CGD-CBD	4.53	119.31	111.27
22	B	604	CLA	O2D-CGD-CBD	4.52	119.31	111.27
22	C	502	CLA	C3D-C2D-C1D	-4.52	99.66	105.83
22	2	603	CLA	CHD-C4C-C3C	-4.52	118.19	124.84
22	6	603	CLA	CHD-C4C-C3C	-4.52	118.19	124.84
22	B	609	CLA	O2D-CGD-CBD	4.52	119.30	111.27
22	C	508	CLA	O2D-CGD-CBD	4.52	119.30	111.27
22	b	601	CLA	C1D-ND-C4D	4.52	109.55	106.33
22	B	604	CLA	C1D-CHD-C4C	-4.52	116.31	126.06
22	4	302	CLA	C3D-C2D-C1D	-4.52	99.66	105.83
22	8	302	CLA	C3D-C2D-C1D	-4.52	99.66	105.83
22	c	504	CLA	C3D-C2D-C1D	-4.52	99.67	105.83
22	N	602	CLA	C3D-C2D-C1D	-4.52	99.67	105.83
22	n	602	CLA	C3D-C2D-C1D	-4.52	99.67	105.83
22	1	611	CLA	O2D-CGD-CBD	4.51	119.29	111.27
22	5	611	CLA	O2D-CGD-CBD	4.51	119.29	111.27
22	B	607	CLA	C3D-C2D-C1D	-4.51	99.67	105.83
22	2	603	CLA	C3D-C2D-C1D	-4.51	99.67	105.83
22	6	603	CLA	C3D-C2D-C1D	-4.51	99.67	105.83
22	2	610	CLA	C1D-ND-C4D	4.51	109.54	106.33
22	6	610	CLA	C1D-ND-C4D	4.51	109.54	106.33
22	b	610	CLA	C3D-C2D-C1D	-4.51	99.67	105.83
22	C	512	CLA	C3D-C2D-C1D	-4.51	99.68	105.83
22	R	303	CLA	C3D-C2D-C1D	-4.51	99.68	105.83
22	r	303	CLA	C3D-C2D-C1D	-4.51	99.68	105.83
22	b	602	CLA	CAC-C3C-C4C	4.50	130.65	124.81
22	N	604	CLA	CHD-C4C-C3C	-4.50	118.22	124.84
22	n	604	CLA	CHD-C4C-C3C	-4.50	118.22	124.84
22	1	613	CLA	C3D-C2D-C1D	-4.50	99.69	105.83
22	5	613	CLA	C3D-C2D-C1D	-4.50	99.69	105.83
22	1	603	CLA	C3D-C2D-C1D	-4.50	99.69	105.83
22	5	603	CLA	C3D-C2D-C1D	-4.50	99.69	105.83
22	C	504	CLA	C3D-C2D-C1D	-4.50	99.69	105.83
22	R	312	CLA	O2D-CGD-CBD	4.50	119.26	111.27
22	r	312	CLA	O2D-CGD-CBD	4.50	119.26	111.27
22	3	312	CLA	C1D-ND-C4D	4.49	109.53	106.33
22	7	312	CLA	C1D-ND-C4D	4.49	109.53	106.33
22	2	613	CLA	C2D-C1D-ND	4.49	113.42	110.10
22	6	613	CLA	C2D-C1D-ND	4.49	113.42	110.10
22	b	616	CLA	C3D-C2D-C1D	-4.49	99.70	105.83

*Continued on next page...*

*Continued from previous page...*

Mol	Chain	Res	Type	Atoms	Z	Observed(°)	Ideal(°)
22	A	402	CLA	C1D-CHD-C4C	-4.49	116.37	126.06
22	c	511	CLA	CHD-C4C-C3C	-4.49	118.24	124.84
22	b	605	CLA	CHD-C4C-C3C	-4.49	118.25	124.84
22	c	507	CLA	C2D-C1D-ND	4.49	113.41	110.10
22	B	603	CLA	C3D-C2D-C1D	-4.48	99.71	105.83
22	2	613	CLA	CHD-C4C-C3C	-4.48	118.25	124.84
22	6	613	CLA	CHD-C4C-C3C	-4.48	118.25	124.84
22	G	602	CLA	C3D-C2D-C1D	-4.48	99.71	105.83
22	g	602	CLA	C3D-C2D-C1D	-4.48	99.71	105.83
22	D	404	CLA	C3D-C2D-C1D	-4.48	99.72	105.83
22	S	313	CLA	CHD-C4C-C3C	-4.48	118.25	124.84
22	s	313	CLA	CHD-C4C-C3C	-4.48	118.25	124.84
25	G	605	CHL	CAA-C2A-C3A	-4.48	105.64	116.10
25	g	605	CHL	CAA-C2A-C3A	-4.48	105.64	116.10
22	B	603	CLA	CMB-C2B-C3B	4.48	133.06	124.68
22	b	605	CLA	CED-O2D-CGD	4.48	126.07	115.94
22	D	404	CLA	C1D-ND-C4D	4.47	109.51	106.33
22	1	602	CLA	O2D-CGD-CBD	4.47	119.21	111.27
22	5	602	CLA	O2D-CGD-CBD	4.47	119.21	111.27
25	3	307	CHL	CBA-CAA-C2A	4.47	127.05	113.86
25	7	307	CHL	CBA-CAA-C2A	4.47	127.05	113.86
22	C	503	CLA	C3D-C2D-C1D	-4.46	99.74	105.83
22	R	311	CLA	C3D-C2D-C1D	-4.46	99.74	105.83
22	r	311	CLA	C3D-C2D-C1D	-4.46	99.74	105.83
22	c	506	CLA	CHD-C4C-C3C	-4.46	118.28	124.84
22	1	602	CLA	C3D-C2D-C1D	-4.46	99.74	105.83
22	5	602	CLA	C3D-C2D-C1D	-4.46	99.74	105.83
22	B	609	CLA	C2D-C1D-ND	4.46	113.39	110.10
25	1	609	CHL	CBA-CAA-C2A	4.46	127.03	113.86
25	5	609	CHL	CBA-CAA-C2A	4.46	127.03	113.86
22	B	603	CLA	CHD-C4C-C3C	-4.46	118.28	124.84
22	d	403	CLA	C3D-C2D-C1D	-4.46	99.74	105.83
22	b	614	CLA	C3D-C2D-C1D	-4.46	99.74	105.83
23	d	402	PHO	O2D-CGD-CBD	4.46	116.65	111.00
22	4	310	CLA	C3D-C2D-C1D	-4.46	99.75	105.83
22	8	310	CLA	C3D-C2D-C1D	-4.46	99.75	105.83
22	4	303	CLA	C3D-C2D-C1D	-4.46	99.75	105.83
22	8	303	CLA	C3D-C2D-C1D	-4.46	99.75	105.83
22	S	304	CLA	C3D-C2D-C1D	-4.45	99.76	105.83
22	s	304	CLA	C3D-C2D-C1D	-4.45	99.76	105.83
22	4	304	CLA	O2D-CGD-CBD	4.45	119.18	111.27
22	8	304	CLA	O2D-CGD-CBD	4.45	119.18	111.27

*Continued on next page...*

*Continued from previous page...*

Mol	Chain	Res	Type	Atoms	Z	Observed(°)	Ideal(°)
22	C	504	CLA	CHD-C4C-C3C	-4.45	118.30	124.84
22	B	613	CLA	O2D-CGD-CBD	4.45	119.18	111.27
22	D	403	CLA	C3D-C2D-C1D	-4.45	99.76	105.83
22	b	613	CLA	O2D-CGD-CBD	4.45	119.17	111.27
22	3	314	CLA	O2D-CGD-CBD	4.44	119.17	111.27
22	7	314	CLA	O2D-CGD-CBD	4.44	119.17	111.27
22	c	505	CLA	CHD-C4C-C3C	-4.44	118.31	124.84
22	Y	603	CLA	O2D-CGD-CBD	4.44	119.16	111.27
22	y	603	CLA	O2D-CGD-CBD	4.44	119.16	111.27
22	N	604	CLA	C3D-C2D-C1D	-4.44	99.77	105.83
22	n	604	CLA	C3D-C2D-C1D	-4.44	99.77	105.83
22	B	615	CLA	C1D-CHD-C4C	-4.44	116.48	126.06
22	B	609	CLA	C3D-C2D-C1D	-4.44	99.77	105.83
22	S	304	CLA	CHD-C4C-C3C	-4.44	118.32	124.84
22	s	304	CLA	CHD-C4C-C3C	-4.44	118.32	124.84
22	1	613	CLA	CHD-C4C-C3C	-4.44	118.32	124.84
22	5	613	CLA	CHD-C4C-C3C	-4.44	118.32	124.84
22	S	314	CLA	O2D-CGD-CBD	4.43	119.15	111.27
22	s	314	CLA	O2D-CGD-CBD	4.43	119.15	111.27
22	d	404	CLA	O2D-CGD-CBD	4.43	119.14	111.27
22	d	404	CLA	CHD-C4C-C3C	-4.43	118.33	124.84
22	B	604	CLA	CHC-C1C-C2C	-4.43	114.47	126.72
22	b	607	CLA	C3D-C2D-C1D	-4.43	99.79	105.83
22	d	401	CLA	C3D-C2D-C1D	-4.43	99.79	105.83
22	1	612	CLA	CHD-C4C-C3C	-4.43	118.33	124.84
22	5	612	CLA	CHD-C4C-C3C	-4.43	118.33	124.84
22	s	301	CLA	C3D-C2D-C1D	-4.42	99.79	105.83
22	B	606	CLA	C3D-C2D-C1D	-4.42	99.79	105.83
22	B	605	CLA	C3D-C2D-C1D	-4.42	99.79	105.83
22	S	309	CLA	C2D-C1D-ND	4.42	113.36	110.10
22	s	309	CLA	C2D-C1D-ND	4.42	113.36	110.10
22	1	613	CLA	O2D-CGD-CBD	4.42	119.12	111.27
22	5	613	CLA	O2D-CGD-CBD	4.42	119.12	111.27
22	B	602	CLA	C3C-C4C-NC	4.42	115.53	110.57
22	G	612	CLA	C1D-ND-C4D	4.42	109.47	106.33
22	g	612	CLA	C1D-ND-C4D	4.42	109.47	106.33
22	B	614	CLA	C3D-C2D-C1D	-4.42	99.80	105.83
22	G	611	CLA	C2D-C1D-ND	4.42	113.36	110.10
22	g	611	CLA	C2D-C1D-ND	4.42	113.36	110.10
22	c	501	CLA	C3D-C2D-C1D	-4.41	99.81	105.83
22	2	604	CLA	CHD-C4C-C3C	-4.41	118.35	124.84
22	6	604	CLA	CHD-C4C-C3C	-4.41	118.35	124.84

*Continued on next page...*



*Continued from previous page...*

Mol	Chain	Res	Type	Atoms	Z	Observed(°)	Ideal(°)
22	Y	611	CLA	C1D-CHD-C4C	-4.41	116.54	126.06
22	y	611	CLA	C1D-CHD-C4C	-4.41	116.54	126.06
22	G	604	CLA	C3D-C2D-C1D	-4.41	99.81	105.83
22	g	604	CLA	C3D-C2D-C1D	-4.41	99.81	105.83
22	d	403	CLA	O2D-CGD-CBD	4.41	119.10	111.27
22	c	511	CLA	O2D-CGD-CBD	4.41	119.10	111.27
22	C	512	CLA	CHD-C4C-C3C	-4.40	118.37	124.84
22	S	305	CLA	C3D-C2D-C1D	-4.40	99.82	105.83
22	s	305	CLA	C3D-C2D-C1D	-4.40	99.82	105.83
25	3	309	CHL	CBA-CAA-C2A	4.40	126.85	113.86
25	7	309	CHL	CBA-CAA-C2A	4.40	126.85	113.86
22	N	604	CLA	C1D-ND-C4D	4.40	109.46	106.33
22	n	604	CLA	C1D-ND-C4D	4.40	109.46	106.33
22	b	603	CLA	C4A-NA-C1A	-4.40	104.73	106.71
22	S	311	CLA	C1D-CHD-C4C	-4.40	116.58	126.06
22	s	311	CLA	C1D-CHD-C4C	-4.40	116.58	126.06
22	3	304	CLA	C3D-C2D-C1D	-4.40	99.83	105.83
22	7	304	CLA	C3D-C2D-C1D	-4.40	99.83	105.83
22	2	613	CLA	O2D-CGD-CBD	4.40	119.08	111.27
22	6	613	CLA	O2D-CGD-CBD	4.40	119.08	111.27
22	1	611	CLA	C2D-C1D-ND	4.39	113.34	110.10
22	5	611	CLA	C2D-C1D-ND	4.39	113.34	110.10
23	A	404	PHO	CMC-C2C-C3C	4.39	133.22	124.94
22	G	604	CLA	CHD-C4C-C3C	-4.39	118.39	124.84
22	g	604	CLA	CHD-C4C-C3C	-4.39	118.39	124.84
22	b	607	CLA	CHD-C4C-C3C	-4.39	118.39	124.84
22	Y	610	CLA	O2D-CGD-CBD	4.39	119.06	111.27
22	y	610	CLA	O2D-CGD-CBD	4.39	119.06	111.27
25	3	302	CHL	CBA-CAA-C2A	4.38	126.80	113.86
25	7	302	CHL	CBA-CAA-C2A	4.38	126.80	113.86
22	3	305	CLA	C3D-C2D-C1D	-4.38	99.85	105.83
22	7	305	CLA	C3D-C2D-C1D	-4.38	99.85	105.83
22	b	608	CLA	C3D-C2D-C1D	-4.38	99.85	105.83
22	C	505	CLA	CHD-C4C-C3C	-4.38	118.40	124.84
22	b	616	CLA	O2D-CGD-CBD	4.38	119.05	111.27
22	4	302	CLA	C2D-C1D-ND	4.38	113.33	110.10
22	8	302	CLA	C2D-C1D-ND	4.38	113.33	110.10
22	A	402	CLA	O2D-CGD-CBD	4.38	119.05	111.27
22	A	403	CLA	O2D-CGD-CBD	4.38	119.05	111.27
22	1	604	CLA	CHD-C4C-C3C	-4.38	118.41	124.84
22	5	604	CLA	CHD-C4C-C3C	-4.38	118.41	124.84
22	N	614	CLA	C3D-C2D-C1D	-4.38	99.86	105.83

*Continued on next page...*

*Continued from previous page...*

Mol	Chain	Res	Type	Atoms	Z	Observed(°)	Ideal(°)
22	n	614	CLA	C3D-C2D-C1D	-4.38	99.86	105.83
22	R	302	CLA	C1D-CHD-C4C	-4.38	116.62	126.06
22	r	302	CLA	C1D-CHD-C4C	-4.38	116.62	126.06
22	B	614	CLA	C2D-C1D-ND	4.38	113.33	110.10
22	2	604	CLA	C3D-C2D-C1D	-4.38	99.86	105.83
22	6	604	CLA	C3D-C2D-C1D	-4.38	99.86	105.83
22	C	501	CLA	C3D-C2D-C1D	-4.37	99.86	105.83
22	R	302	CLA	O2D-CGD-CBD	4.37	119.04	111.27
22	r	302	CLA	O2D-CGD-CBD	4.37	119.04	111.27
22	1	604	CLA	O2D-CGD-CBD	4.37	119.04	111.27
22	5	604	CLA	O2D-CGD-CBD	4.37	119.04	111.27
22	R	307	CLA	C2D-C1D-ND	4.37	113.33	110.10
22	r	307	CLA	C2D-C1D-ND	4.37	113.33	110.10
22	2	602	CLA	C3D-C2D-C1D	-4.37	99.86	105.83
22	6	602	CLA	C3D-C2D-C1D	-4.37	99.86	105.83
22	s	301	CLA	O2D-CGD-CBD	4.37	119.03	111.27
22	N	614	CLA	CHD-C4C-C3C	-4.37	118.42	124.84
22	n	614	CLA	CHD-C4C-C3C	-4.37	118.42	124.84
22	N	610	CLA	O2D-CGD-CBD	4.36	119.02	111.27
22	n	610	CLA	O2D-CGD-CBD	4.36	119.02	111.27
22	C	507	CLA	C2D-C1D-ND	4.36	113.32	110.10
22	4	304	CLA	C3D-C2D-C1D	-4.36	99.88	105.83
22	8	304	CLA	C3D-C2D-C1D	-4.36	99.88	105.83
22	B	610	CLA	C3D-C2D-C1D	-4.36	99.88	105.83
22	D	403	CLA	C2D-C1D-ND	4.36	113.32	110.10
22	B	605	CLA	CHD-C4C-C3C	-4.36	118.44	124.84
22	a	403	CLA	O2D-CGD-CBD	4.35	119.00	111.27
22	C	506	CLA	CHD-C4C-C3C	-4.35	118.44	124.84
25	S	307	CHL	CBA-CAA-C2A	4.35	126.70	113.86
25	s	307	CHL	CBA-CAA-C2A	4.35	126.70	113.86
22	S	309	CLA	O2D-CGD-CBD	4.35	119.00	111.27
22	s	309	CLA	O2D-CGD-CBD	4.35	119.00	111.27
25	1	606	CHL	CBA-CAA-C2A	4.35	126.70	113.86
25	5	606	CHL	CBA-CAA-C2A	4.35	126.70	113.86
22	b	604	CLA	O2D-CGD-O1D	-4.34	115.35	123.84
22	2	609	CLA	O2D-CGD-CBD	4.34	118.98	111.27
22	6	609	CLA	O2D-CGD-CBD	4.34	118.98	111.27
22	S	314	CLA	C2D-C1D-ND	4.34	113.30	110.10
22	s	314	CLA	C2D-C1D-ND	4.34	113.30	110.10
22	S	310	CLA	O2D-CGD-CBD	4.34	118.97	111.27
22	s	310	CLA	O2D-CGD-CBD	4.34	118.97	111.27
22	3	314	CLA	C3D-C2D-C1D	-4.33	99.92	105.83

*Continued on next page...*



*Continued from previous page...*

Mol	Chain	Res	Type	Atoms	Z	Observed(°)	Ideal(°)
22	7	314	CLA	C3D-C2D-C1D	-4.33	99.92	105.83
22	c	508	CLA	O2D-CGD-CBD	4.33	118.96	111.27
22	R	310	CLA	C2D-C1D-ND	4.33	113.29	110.10
22	r	310	CLA	C2D-C1D-ND	4.33	113.29	110.10
22	1	604	CLA	C3D-C2D-C1D	-4.33	99.93	105.83
22	5	604	CLA	C3D-C2D-C1D	-4.33	99.93	105.83
22	S	305	CLA	O2D-CGD-O1D	-4.32	115.38	123.84
22	s	305	CLA	O2D-CGD-O1D	-4.32	115.38	123.84
22	N	604	CLA	C2D-C1D-ND	4.32	113.29	110.10
22	n	604	CLA	C2D-C1D-ND	4.32	113.29	110.10
22	b	605	CLA	C3D-C2D-C1D	-4.32	99.94	105.83
22	s	301	CLA	CHD-C4C-C3C	-4.31	118.50	124.84
22	3	303	CLA	C2D-C1D-ND	4.31	113.28	110.10
22	7	303	CLA	C2D-C1D-ND	4.31	113.28	110.10
22	3	305	CLA	CHD-C4C-C3C	-4.31	118.50	124.84
22	7	305	CLA	CHD-C4C-C3C	-4.31	118.50	124.84
22	R	309	CLA	O2D-CGD-CBD	4.31	118.93	111.27
22	r	309	CLA	O2D-CGD-CBD	4.31	118.93	111.27
22	S	310	CLA	CBC-CAC-C3C	-4.30	100.56	112.43
22	s	310	CLA	CBC-CAC-C3C	-4.30	100.56	112.43
22	d	404	CLA	C3D-C2D-C1D	-4.30	99.96	105.83
22	3	304	CLA	O2D-CGD-CBD	4.30	118.91	111.27
22	7	304	CLA	O2D-CGD-CBD	4.30	118.91	111.27
22	3	312	CLA	O2D-CGD-CBD	4.30	118.91	111.27
22	7	312	CLA	O2D-CGD-CBD	4.30	118.91	111.27
22	2	603	CLA	O2D-CGD-CBD	4.30	118.91	111.27
22	6	603	CLA	O2D-CGD-CBD	4.30	118.91	111.27
22	b	613	CLA	C2D-C1D-ND	4.30	113.27	110.10
22	G	610	CLA	O2D-CGD-CBD	4.30	118.91	111.27
22	g	610	CLA	O2D-CGD-CBD	4.30	118.91	111.27
22	Y	604	CLA	C1D-CHD-C4C	-4.30	116.78	126.06
22	y	604	CLA	C1D-CHD-C4C	-4.30	116.78	126.06
22	c	503	CLA	C1D-CHD-C4C	-4.30	116.79	126.06
25	G	606	CHL	CBA-CAA-C2A	4.30	126.54	113.86
25	g	606	CHL	CBA-CAA-C2A	4.30	126.54	113.86
22	b	611	CLA	C1D-CHD-C4C	-4.29	116.79	126.06
22	C	511	CLA	C3D-C2D-C1D	-4.29	99.97	105.83
22	Y	612	CLA	O2D-CGD-CBD	4.29	118.90	111.27
22	y	612	CLA	O2D-CGD-CBD	4.29	118.90	111.27
22	B	612	CLA	C1D-CHD-C4C	-4.29	116.80	126.06
22	b	602	CLA	C1D-CHD-C4C	-4.29	116.80	126.06
22	b	603	CLA	C3D-C2D-C1D	-4.29	99.97	105.83

*Continued on next page...*

*Continued from previous page...*

Mol	Chain	Res	Type	Atoms	Z	Observed(°)	Ideal(°)
22	R	301	CLA	C1D-ND-C4D	4.29	109.38	106.33
22	r	301	CLA	C1D-ND-C4D	4.29	109.38	106.33
22	A	403	CLA	C3D-C2D-C1D	-4.29	99.98	105.83
22	R	307	CLA	C3D-C2D-C1D	-4.29	99.98	105.83
22	r	307	CLA	C3D-C2D-C1D	-4.29	99.98	105.83
25	1	607	CHL	CBA-CAA-C2A	4.29	126.52	113.86
25	5	607	CHL	CBA-CAA-C2A	4.29	126.52	113.86
22	Y	613	CLA	O2D-CGD-CBD	4.29	118.88	111.27
22	y	613	CLA	O2D-CGD-CBD	4.29	118.88	111.27
22	D	403	CLA	CHD-C4C-C3C	-4.28	118.54	124.84
22	Y	614	CLA	C1D-CHD-C4C	-4.28	116.83	126.06
22	y	614	CLA	C1D-CHD-C4C	-4.28	116.83	126.06
22	G	602	CLA	C2D-C1D-ND	4.28	113.26	110.10
22	g	602	CLA	C2D-C1D-ND	4.28	113.26	110.10
22	3	303	CLA	C1D-ND-C4D	4.28	109.37	106.33
22	7	303	CLA	C1D-ND-C4D	4.28	109.37	106.33
22	b	608	CLA	CHD-C4C-C3C	-4.27	118.56	124.84
22	Y	603	CLA	C2D-C1D-ND	4.27	113.25	110.10
22	y	603	CLA	C2D-C1D-ND	4.27	113.25	110.10
25	4	306	CHL	CBA-CAA-C2A	4.27	126.47	113.86
25	8	306	CHL	CBA-CAA-C2A	4.27	126.47	113.86
22	R	309	CLA	C2D-C1D-ND	4.27	113.25	110.10
22	r	309	CLA	C2D-C1D-ND	4.27	113.25	110.10
22	R	311	CLA	O2D-CGD-CBD	4.27	118.85	111.27
22	r	311	CLA	O2D-CGD-CBD	4.27	118.85	111.27
22	4	303	CLA	O2D-CGD-CBD	4.26	118.84	111.27
22	8	303	CLA	O2D-CGD-CBD	4.26	118.84	111.27
22	N	611	CLA	CBC-CAC-C3C	-4.26	100.68	112.43
22	n	611	CLA	CBC-CAC-C3C	-4.26	100.68	112.43
22	b	615	CLA	CHD-C4C-C3C	-4.26	118.57	124.84
22	C	505	CLA	C2D-C1D-ND	4.26	113.25	110.10
22	b	605	CLA	O2D-CGD-CBD	4.26	118.84	111.27
22	S	312	CLA	C2D-C1D-ND	4.26	113.24	110.10
22	s	312	CLA	C2D-C1D-ND	4.26	113.24	110.10
22	S	310	CLA	C2D-C1D-ND	4.26	113.24	110.10
22	s	310	CLA	C2D-C1D-ND	4.26	113.24	110.10
22	B	616	CLA	C1D-CHD-C4C	-4.26	116.88	126.06
22	B	611	CLA	C1D-ND-C4D	4.25	109.36	106.33
22	Y	612	CLA	CHD-C4C-C3C	-4.25	118.59	124.84
22	y	612	CLA	CHD-C4C-C3C	-4.25	118.59	124.84
22	A	402	CLA	C1D-ND-C4D	4.25	109.35	106.33
22	G	603	CLA	CHD-C4C-C3C	-4.25	118.60	124.84

*Continued on next page...*

*Continued from previous page...*

Mol	Chain	Res	Type	Atoms	Z	Observed(°)	Ideal(°)
22	g	603	CLA	CHD-C4C-C3C	-4.25	118.60	124.84
22	b	609	CLA	C1D-ND-C4D	4.25	109.35	106.33
22	B	612	CLA	C3D-C2D-C1D	-4.24	100.04	105.83
22	B	611	CLA	C1D-CHD-C4C	-4.24	116.92	126.06
22	N	614	CLA	O2D-CGD-CBD	4.23	118.79	111.27
22	n	614	CLA	O2D-CGD-CBD	4.23	118.79	111.27
22	S	303	CLA	C1D-CHD-C4C	-4.23	116.93	126.06
22	s	303	CLA	C1D-CHD-C4C	-4.23	116.93	126.06
22	B	613	CLA	CHD-C4C-C3C	-4.23	118.62	124.84
22	2	613	CLA	C1D-ND-C4D	4.23	109.34	106.33
22	6	613	CLA	C1D-ND-C4D	4.23	109.34	106.33
22	C	509	CLA	C2D-C1D-ND	4.23	113.22	110.10
22	3	304	CLA	CHD-C4C-C3C	-4.23	118.63	124.84
22	7	304	CLA	CHD-C4C-C3C	-4.23	118.63	124.84
22	B	601	CLA	O2D-CGD-CBD	4.23	118.78	111.27
22	R	303	CLA	O2D-CGD-O1D	-4.22	115.58	123.84
22	r	303	CLA	O2D-CGD-O1D	-4.22	115.58	123.84
22	a	403	CLA	C1D-CHD-C4C	-4.22	116.97	126.06
22	b	612	CLA	C3D-C2D-C1D	-4.21	100.08	105.83
22	Y	604	CLA	C2D-C1D-ND	4.21	113.21	110.10
22	y	604	CLA	C2D-C1D-ND	4.21	113.21	110.10
22	2	611	CLA	C1D-ND-C4D	4.21	109.33	106.33
22	6	611	CLA	C1D-ND-C4D	4.21	109.33	106.33
25	G	609	CHL	CBA-CAA-C2A	4.21	126.29	113.86
25	g	609	CHL	CBA-CAA-C2A	4.21	126.29	113.86
25	2	608	CHL	CBA-CAA-C2A	4.21	126.29	113.86
25	6	608	CHL	CBA-CAA-C2A	4.21	126.29	113.86
22	2	611	CLA	O2D-CGD-CBD	4.21	118.74	111.27
22	6	611	CLA	O2D-CGD-CBD	4.21	118.74	111.27
22	c	505	CLA	C3D-C2D-C1D	-4.20	100.09	105.83
22	D	404	CLA	C2D-C1D-ND	4.20	113.20	110.10
22	G	611	CLA	CBC-CAC-C3C	-4.20	100.85	112.43
22	g	611	CLA	CBC-CAC-C3C	-4.20	100.85	112.43
22	N	612	CLA	O2D-CGD-CBD	4.20	118.73	111.27
22	n	612	CLA	O2D-CGD-CBD	4.20	118.73	111.27
22	a	405	CLA	C2D-C1D-ND	4.20	113.20	110.10
22	Y	613	CLA	C1D-CHD-C4C	-4.20	117.00	126.06
22	y	613	CLA	C1D-CHD-C4C	-4.20	117.00	126.06
22	a	403	CLA	C2D-C1D-ND	4.19	113.19	110.10
22	3	311	CLA	C2D-C1D-ND	4.19	113.19	110.10
22	7	311	CLA	C2D-C1D-ND	4.19	113.19	110.10
22	b	611	CLA	CGD-CBD-CAD	-4.19	97.16	110.73

*Continued on next page...*

*Continued from previous page...*

Mol	Chain	Res	Type	Atoms	Z	Observed(°)	Ideal(°)
22	G	602	CLA	O2D-CGD-CBD	4.19	118.72	111.27
22	g	602	CLA	O2D-CGD-CBD	4.19	118.72	111.27
22	S	310	CLA	C1D-ND-C4D	4.19	109.31	106.33
22	s	310	CLA	C1D-ND-C4D	4.19	109.31	106.33
25	Y	609	CHL	CAA-C2A-C3A	-4.19	101.31	112.78
25	y	609	CHL	CAA-C2A-C3A	-4.19	101.31	112.78
22	1	612	CLA	O2D-CGD-CBD	4.18	118.70	111.27
22	5	612	CLA	O2D-CGD-CBD	4.18	118.70	111.27
22	D	401	CLA	C1D-CHD-C4C	-4.18	117.03	126.06
25	2	601	CHL	CBA-CAA-C2A	4.18	126.20	113.86
25	6	601	CHL	CBA-CAA-C2A	4.18	126.20	113.86
22	Y	603	CLA	C1D-CHD-C4C	-4.18	117.05	126.06
22	y	603	CLA	C1D-CHD-C4C	-4.18	117.05	126.06
22	S	303	CLA	C1D-ND-C4D	4.17	109.30	106.33
22	s	303	CLA	C1D-ND-C4D	4.17	109.30	106.33
22	b	601	CLA	O2D-CGD-CBD	4.17	118.67	111.27
22	A	403	CLA	CMB-C2B-C3B	4.17	132.47	124.68
25	3	301	CHL	CBA-CAA-C2A	4.17	126.16	113.86
25	7	301	CHL	CBA-CAA-C2A	4.17	126.16	113.86
22	3	313	CLA	O2D-CGD-CBD	4.17	118.67	111.27
22	7	313	CLA	O2D-CGD-CBD	4.17	118.67	111.27
25	1	601	CHL	CBA-CAA-C2A	4.17	126.16	113.86
25	5	601	CHL	CBA-CAA-C2A	4.17	126.16	113.86
22	c	502	CLA	CBC-CAC-C3C	-4.16	100.95	112.43
22	c	512	CLA	C2D-C1D-ND	4.16	113.17	110.10
22	S	311	CLA	O2D-CGD-CBD	4.16	118.66	111.27
22	s	311	CLA	O2D-CGD-CBD	4.16	118.66	111.27
22	c	512	CLA	C1D-CHD-C4C	-4.15	117.09	126.06
25	1	615	CHL	CBA-CAA-C2A	4.15	126.12	113.86
25	5	615	CHL	CBA-CAA-C2A	4.15	126.12	113.86
22	B	604	CLA	CMC-C2C-C3C	4.15	137.39	126.12
22	S	304	CLA	C2D-C1D-ND	4.15	113.16	110.10
22	s	304	CLA	C2D-C1D-ND	4.15	113.16	110.10
22	c	501	CLA	CHD-C4C-C3C	-4.15	118.74	124.84
22	G	613	CLA	O2D-CGD-CBD	4.15	118.64	111.27
22	g	613	CLA	O2D-CGD-CBD	4.15	118.64	111.27
25	N	607	CHL	CBA-CAA-C2A	4.14	126.09	113.86
25	n	607	CHL	CBA-CAA-C2A	4.14	126.09	113.86
22	1	614	CLA	C3D-C2D-C1D	-4.14	100.18	105.83
22	5	614	CLA	C3D-C2D-C1D	-4.14	100.18	105.83
22	4	309	CLA	O2D-CGD-CBD	4.14	118.63	111.27
22	8	309	CLA	O2D-CGD-CBD	4.14	118.63	111.27

*Continued on next page...*

*Continued from previous page...*

Mol	Chain	Res	Type	Atoms	Z	Observed(°)	Ideal(°)
22	B	605	CLA	C1D-CHD-C4C	-4.14	117.12	126.06
22	C	511	CLA	CHD-C4C-C3C	-4.14	118.75	124.84
22	c	509	CLA	C1D-CHD-C4C	-4.14	117.13	126.06
22	B	606	CLA	O2D-CGD-CBD	4.14	118.62	111.27
22	b	612	CLA	CHD-C4C-C3C	-4.14	118.76	124.84
22	S	312	CLA	CHD-C4C-C3C	-4.14	118.76	124.84
22	s	312	CLA	CHD-C4C-C3C	-4.14	118.76	124.84
22	d	401	CLA	C1D-CHD-C4C	-4.13	117.14	126.06
25	S	308	CHL	CAA-C2A-C3A	-4.13	101.46	112.78
25	s	308	CHL	CAA-C2A-C3A	-4.13	101.46	112.78
22	l	604	CLA	C2D-C1D-ND	4.13	113.14	110.10
22	5	604	CLA	C2D-C1D-ND	4.13	113.14	110.10
22	c	507	CLA	CAC-C3C-C4C	4.12	130.16	124.81
22	R	307	CLA	C1D-CHD-C4C	-4.12	117.17	126.06
22	r	307	CLA	C1D-CHD-C4C	-4.12	117.17	126.06
22	S	305	CLA	C2D-C1D-ND	4.12	113.14	110.10
22	s	305	CLA	C2D-C1D-ND	4.12	113.14	110.10
22	B	601	CLA	C1D-CHD-C4C	-4.12	117.17	126.06
22	c	511	CLA	C2D-C1D-ND	4.12	113.14	110.10
22	Y	603	CLA	CBC-CAC-C3C	-4.12	101.08	112.43
22	y	603	CLA	CBC-CAC-C3C	-4.12	101.08	112.43
22	4	309	CLA	C1D-CHD-C4C	-4.11	117.20	126.06
22	8	309	CLA	C1D-CHD-C4C	-4.11	117.20	126.06
25	Y	607	CHL	CBA-CAA-C2A	4.10	125.98	113.86
25	y	607	CHL	CBA-CAA-C2A	4.10	125.98	113.86
25	S	306	CHL	CAA-C2A-C3A	-4.10	101.54	112.78
25	s	306	CHL	CAA-C2A-C3A	-4.10	101.54	112.78
22	4	302	CLA	CMA-C3A-C4A	-4.10	100.75	111.77
22	8	302	CLA	CMA-C3A-C4A	-4.10	100.75	111.77
22	c	504	CLA	O2D-CGD-CBD	4.10	118.55	111.27
25	G	607	CHL	CBA-CAA-C2A	4.10	125.96	113.86
25	g	607	CHL	CBA-CAA-C2A	4.10	125.96	113.86
22	a	402	CLA	C1D-CHD-C4C	-4.09	117.23	126.06
22	S	314	CLA	C1D-CHD-C4C	-4.09	117.23	126.06
22	s	314	CLA	C1D-CHD-C4C	-4.09	117.23	126.06
22	C	510	CLA	O2D-CGD-CBD	4.09	118.53	111.27
22	B	604	CLA	CAC-C3C-C4C	4.09	130.12	124.81
22	C	502	CLA	C1D-CHD-C4C	-4.08	117.25	126.06
22	a	405	CLA	CGD-CBD-CAD	-4.08	97.51	110.73
22	R	301	CLA	C1D-CHD-C4C	-4.08	117.25	126.06
22	r	301	CLA	C1D-CHD-C4C	-4.08	117.25	126.06
22	N	604	CLA	O2D-CGD-CBD	4.08	118.51	111.27

*Continued on next page...*

*Continued from previous page...*

Mol	Chain	Res	Type	Atoms	Z	Observed(°)	Ideal(°)
22	n	604	CLA	O2D-CGD-CBD	4.08	118.51	111.27
22	b	616	CLA	CAA-C2A-C3A	-4.08	101.61	112.78
25	G	609	CHL	CAA-C2A-C3A	-4.08	101.62	112.78
25	g	609	CHL	CAA-C2A-C3A	-4.08	101.62	112.78
22	b	605	CLA	C1D-CHD-C4C	-4.07	117.27	126.06
22	S	301	CLA	C2D-C1D-ND	4.07	113.11	110.10
22	1	614	CLA	CAC-C3C-C2C	-4.07	120.56	127.53
22	5	614	CLA	CAC-C3C-C2C	-4.07	120.56	127.53
22	b	609	CLA	O2D-CGD-CBD	4.07	118.50	111.27
22	R	311	CLA	C2D-C1D-ND	4.07	113.10	110.10
22	r	311	CLA	C2D-C1D-ND	4.07	113.10	110.10
22	A	402	CLA	C3C-C4C-NC	4.07	115.14	110.57
22	Y	610	CLA	C1D-CHD-C4C	-4.07	117.28	126.06
22	y	610	CLA	C1D-CHD-C4C	-4.07	117.28	126.06
22	R	303	CLA	C2D-C1D-ND	4.07	113.10	110.10
22	r	303	CLA	C2D-C1D-ND	4.07	113.10	110.10
22	R	311	CLA	C1D-CHD-C4C	-4.07	117.28	126.06
22	r	311	CLA	C1D-CHD-C4C	-4.07	117.28	126.06
22	G	604	CLA	O2D-CGD-CBD	4.07	118.49	111.27
22	g	604	CLA	O2D-CGD-CBD	4.07	118.49	111.27
22	2	612	CLA	O2D-CGD-CBD	4.07	118.49	111.27
22	6	612	CLA	O2D-CGD-CBD	4.07	118.49	111.27
22	3	314	CLA	CHD-C4C-C3C	-4.06	118.87	124.84
22	7	314	CLA	CHD-C4C-C3C	-4.06	118.87	124.84
22	D	403	CLA	O2D-CGD-CBD	4.06	118.48	111.27
22	G	613	CLA	C1D-CHD-C4C	-4.05	117.31	126.06
22	g	613	CLA	C1D-CHD-C4C	-4.05	117.31	126.06
22	S	309	CLA	C1D-ND-C4D	4.05	109.21	106.33
22	s	309	CLA	C1D-ND-C4D	4.05	109.21	106.33
22	1	603	CLA	O2D-CGD-CBD	4.05	118.47	111.27
22	5	603	CLA	O2D-CGD-CBD	4.05	118.47	111.27
22	Y	610	CLA	C1D-ND-C4D	4.05	109.21	106.33
22	y	610	CLA	C1D-ND-C4D	4.05	109.21	106.33
22	N	602	CLA	C2D-C1D-ND	4.05	113.09	110.10
22	n	602	CLA	C2D-C1D-ND	4.05	113.09	110.10
22	G	610	CLA	C1D-CHD-C4C	-4.05	117.32	126.06
22	g	610	CLA	C1D-CHD-C4C	-4.05	117.32	126.06
22	G	614	CLA	C2D-C1D-ND	4.05	113.09	110.10
22	g	614	CLA	C2D-C1D-ND	4.05	113.09	110.10
22	N	612	CLA	CBC-CAC-C3C	-4.05	101.28	112.43
22	n	612	CLA	CBC-CAC-C3C	-4.05	101.28	112.43
22	c	502	CLA	C1D-CHD-C4C	-4.05	117.33	126.06

*Continued on next page...*



*Continued from previous page...*

Mol	Chain	Res	Type	Atoms	Z	Observed(°)	Ideal(°)
22	N	603	CLA	C1D-CHD-C4C	-4.04	117.34	126.06
22	n	603	CLA	C1D-CHD-C4C	-4.04	117.34	126.06
22	c	509	CLA	O2D-CGD-CBD	4.04	118.45	111.27
25	3	308	CHL	CBA-CAA-C2A	4.04	125.79	113.86
25	7	308	CHL	CBA-CAA-C2A	4.04	125.79	113.86
22	G	602	CLA	C1D-CHD-C4C	-4.04	117.35	126.06
22	g	602	CLA	C1D-CHD-C4C	-4.04	117.35	126.06
22	N	613	CLA	C1D-CHD-C4C	-4.04	117.35	126.06
22	n	613	CLA	C1D-CHD-C4C	-4.04	117.35	126.06
22	N	613	CLA	O2D-CGD-CBD	4.03	118.43	111.27
22	n	613	CLA	O2D-CGD-CBD	4.03	118.43	111.27
22	a	402	CLA	C2D-C1D-ND	4.03	113.08	110.10
22	G	612	CLA	O2D-CGD-CBD	4.03	118.43	111.27
22	g	612	CLA	O2D-CGD-CBD	4.03	118.43	111.27
22	b	602	CLA	C3C-C4C-NC	4.03	115.09	110.57
22	4	303	CLA	C2D-C1D-ND	4.03	113.07	110.10
22	8	303	CLA	C2D-C1D-ND	4.03	113.07	110.10
22	G	603	CLA	O2D-CGD-CBD	4.03	118.43	111.27
22	g	603	CLA	O2D-CGD-CBD	4.03	118.43	111.27
22	c	506	CLA	O2D-CGD-CBD	4.03	118.42	111.27
22	B	603	CLA	C2D-C1D-ND	4.02	113.07	110.10
22	Y	614	CLA	CBC-CAC-C3C	-4.02	101.34	112.43
22	y	614	CLA	CBC-CAC-C3C	-4.02	101.34	112.43
22	b	604	CLA	C3D-C2D-C1D	-4.02	100.34	105.83
22	N	603	CLA	O2D-CGD-CBD	4.02	118.42	111.27
22	n	603	CLA	O2D-CGD-CBD	4.02	118.42	111.27
22	C	504	CLA	C2D-C1D-ND	4.02	113.07	110.10
25	G	609	CHL	O2D-CGD-CBD	4.02	118.41	111.27
25	g	609	CHL	O2D-CGD-CBD	4.02	118.41	111.27
22	1	603	CLA	C2D-C1D-ND	4.02	113.06	110.10
22	5	603	CLA	C2D-C1D-ND	4.02	113.06	110.10
22	C	503	CLA	C1D-CHD-C4C	-4.02	117.40	126.06
22	B	606	CLA	C1D-CHD-C4C	-4.01	117.41	126.06
22	b	614	CLA	CAC-C3C-C2C	-4.01	120.67	127.53
22	B	605	CLA	CBC-CAC-C3C	-4.01	101.39	112.43
22	S	304	CLA	CBC-CAC-C3C	-4.00	101.40	112.43
22	s	304	CLA	CBC-CAC-C3C	-4.00	101.40	112.43
22	c	508	CLA	CHD-C4C-C3C	-4.00	118.96	124.84
22	C	506	CLA	C1D-CHD-C4C	-4.00	117.44	126.06
22	N	612	CLA	C1D-CHD-C4C	-4.00	117.44	126.06
22	n	612	CLA	C1D-CHD-C4C	-4.00	117.44	126.06
22	N	612	CLA	C1D-ND-C4D	3.99	109.17	106.33

*Continued on next page...*

*Continued from previous page...*

Mol	Chain	Res	Type	Atoms	Z	Observed(°)	Ideal(°)
22	n	612	CLA	C1D-ND-C4D	3.99	109.17	106.33
22	a	405	CLA	C1D-CHD-C4C	-3.99	117.44	126.06
22	N	603	CLA	CBC-CAC-C3C	-3.99	101.42	112.43
22	n	603	CLA	CBC-CAC-C3C	-3.99	101.42	112.43
22	3	313	CLA	C2D-C1D-ND	3.99	113.05	110.10
22	7	313	CLA	C2D-C1D-ND	3.99	113.05	110.10
22	c	504	CLA	C2D-C1D-ND	3.99	113.05	110.10
22	C	510	CLA	C1D-CHD-C4C	-3.99	117.46	126.06
22	B	608	CLA	C1D-ND-C4D	3.98	109.17	106.33
22	b	613	CLA	C1D-CHD-C4C	-3.98	117.47	126.06
22	1	602	CLA	C2D-C1D-ND	3.98	113.04	110.10
22	5	602	CLA	C2D-C1D-ND	3.98	113.04	110.10
22	b	614	CLA	O2D-CGD-CBD	3.98	118.34	111.27
22	B	609	CLA	C1D-CHD-C4C	-3.97	117.49	126.06
23	a	404	PHO	O2D-CGD-CBD	3.97	116.03	111.00
22	R	312	CLA	C2D-C1D-ND	3.97	113.03	110.10
22	r	312	CLA	C2D-C1D-ND	3.97	113.03	110.10
22	R	312	CLA	C1D-CHD-C4C	-3.97	117.49	126.06
22	r	312	CLA	C1D-CHD-C4C	-3.97	117.49	126.06
22	S	313	CLA	C2D-C1D-ND	3.97	113.03	110.10
22	s	313	CLA	C2D-C1D-ND	3.97	113.03	110.10
22	G	612	CLA	C1D-CHD-C4C	-3.97	117.50	126.06
22	g	612	CLA	C1D-CHD-C4C	-3.97	117.50	126.06
22	C	504	CLA	O2D-CGD-CBD	3.97	118.32	111.27
22	S	310	CLA	C1D-CHD-C4C	-3.97	117.50	126.06
22	G	614	CLA	C1D-CHD-C4C	-3.97	117.50	126.06
22	s	310	CLA	C1D-CHD-C4C	-3.97	117.50	126.06
22	g	614	CLA	C1D-CHD-C4C	-3.97	117.50	126.06
22	4	302	CLA	C1D-CHD-C4C	-3.97	117.50	126.06
22	8	302	CLA	C1D-CHD-C4C	-3.97	117.50	126.06
22	C	507	CLA	O2D-CGD-CBD	3.96	118.31	111.27
22	B	611	CLA	CGD-CBD-CAD	-3.96	97.91	110.73
22	A	403	CLA	C1D-CHD-C4C	-3.96	117.51	126.06
22	4	310	CLA	O2D-CGD-CBD	3.96	118.31	111.27
22	8	310	CLA	O2D-CGD-CBD	3.96	118.31	111.27
22	b	604	CLA	C1D-CHD-C4C	-3.96	117.52	126.06
22	N	613	CLA	C2D-C1D-ND	3.96	113.02	110.10
22	n	613	CLA	C2D-C1D-ND	3.96	113.02	110.10
22	D	403	CLA	C1D-CHD-C4C	-3.95	117.53	126.06
22	S	312	CLA	CBC-CAC-C3C	-3.95	101.53	112.43
22	s	312	CLA	CBC-CAC-C3C	-3.95	101.53	112.43
25	N	601	CHL	CBA-CAA-C2A	3.95	125.53	113.86

*Continued on next page...*



*Continued from previous page...*

Mol	Chain	Res	Type	Atoms	Z	Observed(°)	Ideal(°)
25	n	601	CHL	CBA-CAA-C2A	3.95	125.53	113.86
22	c	510	CLA	O2D-CGD-CBD	3.95	118.29	111.27
25	1	609	CHL	CAA-C2A-C3A	-3.95	101.96	112.78
25	5	609	CHL	CAA-C2A-C3A	-3.95	101.96	112.78
22	b	607	CLA	O2D-CGD-CBD	3.95	118.29	111.27
22	N	611	CLA	C1D-CHD-C4C	-3.95	117.54	126.06
22	n	611	CLA	C1D-CHD-C4C	-3.95	117.54	126.06
22	2	609	CLA	C1D-CHD-C4C	-3.95	117.54	126.06
22	6	609	CLA	C1D-CHD-C4C	-3.95	117.54	126.06
25	2	607	CHL	CBA-CAA-C2A	3.95	125.52	113.86
25	6	607	CHL	CBA-CAA-C2A	3.95	125.52	113.86
22	c	510	CLA	C1D-CHD-C4C	-3.95	117.54	126.06
22	2	602	CLA	C2D-C1D-ND	3.94	113.01	110.10
22	6	602	CLA	C2D-C1D-ND	3.94	113.01	110.10
22	G	611	CLA	C1D-CHD-C4C	-3.94	117.56	126.06
22	g	611	CLA	C1D-CHD-C4C	-3.94	117.56	126.06
22	Y	614	CLA	C2D-C1D-ND	3.94	113.01	110.10
22	y	614	CLA	C2D-C1D-ND	3.94	113.01	110.10
22	c	512	CLA	O2D-CGD-CBD	3.94	118.27	111.27
22	N	604	CLA	C1D-CHD-C4C	-3.94	117.56	126.06
22	n	604	CLA	C1D-CHD-C4C	-3.94	117.56	126.06
22	B	607	CLA	C1D-CHD-C4C	-3.94	117.57	126.06
22	b	606	CLA	C4A-NA-C1A	-3.93	104.94	106.71
22	B	602	CLA	C2D-C1D-ND	3.93	113.00	110.10
22	c	505	CLA	C2D-C1D-ND	3.93	113.00	110.10
22	B	606	CLA	C2D-C1D-ND	3.93	113.00	110.10
22	R	307	CLA	O2D-CGD-CBD	3.93	118.25	111.27
22	r	307	CLA	O2D-CGD-CBD	3.93	118.25	111.27
22	C	508	CLA	CHC-C1C-C2C	-3.92	115.87	126.72
22	2	603	CLA	C2D-C1D-ND	3.92	112.99	110.10
22	6	603	CLA	C2D-C1D-ND	3.92	112.99	110.10
22	C	506	CLA	CHC-C1C-C2C	-3.92	115.87	126.72
22	c	505	CLA	C1D-CHD-C4C	-3.92	117.60	126.06
22	Y	604	CLA	CBC-CAC-C3C	-3.92	101.63	112.43
22	y	604	CLA	CBC-CAC-C3C	-3.92	101.63	112.43
22	C	505	CLA	C1D-CHD-C4C	-3.92	117.61	126.06
22	b	613	CLA	CBC-CAC-C3C	-3.92	101.63	112.43
22	1	610	CLA	C1D-CHD-C4C	-3.92	117.61	126.06
22	5	610	CLA	C1D-CHD-C4C	-3.92	117.61	126.06
22	c	510	CLA	C2D-C1D-ND	3.91	112.99	110.10
22	C	509	CLA	C1D-CHD-C4C	-3.91	117.62	126.06
22	C	509	CLA	O2D-CGD-CBD	3.91	118.22	111.27

*Continued on next page...*

*Continued from previous page...*

Mol	Chain	Res	Type	Atoms	Z	Observed(°)	Ideal(°)
22	C	508	CLA	C1D-CHD-C4C	-3.91	117.62	126.06
22	2	612	CLA	C2D-C1D-ND	3.91	112.99	110.10
22	6	612	CLA	C2D-C1D-ND	3.91	112.99	110.10
22	C	503	CLA	O2D-CGD-CBD	3.91	118.22	111.27
22	3	310	CLA	C1D-CHD-C4C	-3.91	117.63	126.06
22	7	310	CLA	C1D-CHD-C4C	-3.91	117.63	126.06
25	S	302	CHL	CBA-CAA-C2A	3.91	125.39	113.86
25	s	302	CHL	CBA-CAA-C2A	3.91	125.39	113.86
22	d	401	CLA	C2D-C1D-ND	3.91	112.98	110.10
22	B	608	CLA	C1D-CHD-C4C	-3.90	117.64	126.06
22	s	301	CLA	C2D-C1D-ND	3.90	112.98	110.10
22	G	604	CLA	C2D-C1D-ND	3.90	112.98	110.10
22	g	604	CLA	C2D-C1D-ND	3.90	112.98	110.10
22	b	611	CLA	O2D-CGD-O1D	-3.90	116.22	123.84
22	b	605	CLA	CBC-CAC-C3C	-3.89	101.70	112.43
22	Y	613	CLA	CBC-CAC-C3C	-3.89	101.71	112.43
22	y	613	CLA	CBC-CAC-C3C	-3.89	101.71	112.43
22	2	612	CLA	C1D-CHD-C4C	-3.89	117.67	126.06
22	6	612	CLA	C1D-CHD-C4C	-3.89	117.67	126.06
22	R	308	CLA	C1D-CHD-C4C	-3.89	117.67	126.06
22	r	308	CLA	C1D-CHD-C4C	-3.89	117.67	126.06
22	2	610	CLA	C1D-CHD-C4C	-3.89	117.67	126.06
22	6	610	CLA	C1D-CHD-C4C	-3.89	117.67	126.06
25	N	609	CHL	CBA-CAA-C2A	3.89	125.34	113.86
25	n	609	CHL	CBA-CAA-C2A	3.89	125.34	113.86
22	b	612	CLA	O2D-CGD-CBD	3.89	118.17	111.27
22	Y	613	CLA	C2D-C1D-ND	3.88	112.97	110.10
22	y	613	CLA	C2D-C1D-ND	3.88	112.97	110.10
25	4	308	CHL	CBA-CAA-C2A	3.88	125.32	113.86
25	8	308	CHL	CBA-CAA-C2A	3.88	125.32	113.86
22	B	612	CLA	C2D-C1D-ND	3.88	112.97	110.10
22	1	612	CLA	C2D-C1D-ND	3.88	112.96	110.10
22	5	612	CLA	C2D-C1D-ND	3.88	112.96	110.10
22	b	612	CLA	C2D-C1D-ND	3.88	112.96	110.10
22	R	309	CLA	CBC-CAC-C3C	-3.88	101.74	112.43
22	r	309	CLA	CBC-CAC-C3C	-3.88	101.74	112.43
22	b	607	CLA	C2D-C1D-ND	3.88	112.96	110.10
22	C	508	CLA	CHD-C4C-C3C	-3.88	119.14	124.84
22	b	612	CLA	CMB-C2B-C3B	3.87	131.93	124.68
22	R	303	CLA	C1D-CHD-C4C	-3.87	117.70	126.06
22	S	313	CLA	C1D-CHD-C4C	-3.87	117.70	126.06
22	r	303	CLA	C1D-CHD-C4C	-3.87	117.70	126.06

*Continued on next page...*

*Continued from previous page...*

Mol	Chain	Res	Type	Atoms	Z	Observed(°)	Ideal(°)
22	s	313	CLA	C1D-CHD-C4C	-3.87	117.70	126.06
22	C	501	CLA	O2D-CGD-CBD	3.87	118.15	111.27
22	1	614	CLA	CHD-C4C-C3C	-3.87	119.15	124.84
22	5	614	CLA	CHD-C4C-C3C	-3.87	119.15	124.84
22	C	501	CLA	CHD-C4C-C3C	-3.87	119.15	124.84
22	S	301	CLA	O2D-CGD-CBD	3.87	118.14	111.27
22	B	613	CLA	CMA-C3A-C2A	-3.87	98.23	113.83
22	C	502	CLA	CBC-CAC-C3C	-3.87	101.77	112.43
22	N	602	CLA	C1D-CHD-C4C	-3.86	117.73	126.06
22	n	602	CLA	C1D-CHD-C4C	-3.86	117.73	126.06
22	B	605	CLA	O2D-CGD-CBD	3.86	118.13	111.27
22	S	304	CLA	CAC-C3C-C2C	-3.86	120.93	127.53
22	s	304	CLA	CAC-C3C-C2C	-3.86	120.93	127.53
22	2	611	CLA	C1D-CHD-C4C	-3.85	117.74	126.06
22	6	611	CLA	C1D-CHD-C4C	-3.85	117.74	126.06
22	C	502	CLA	C1D-ND-C4D	3.85	109.07	106.33
22	B	604	CLA	CHD-C4C-C3C	-3.85	119.17	124.84
22	b	610	CLA	C3C-C4C-NC	3.85	114.89	110.57
22	Y	612	CLA	C1D-CHD-C4C	-3.85	117.75	126.06
22	y	612	CLA	C1D-CHD-C4C	-3.85	117.75	126.06
22	C	506	CLA	C2D-C1D-ND	3.85	112.94	110.10
22	Y	602	CLA	C1D-CHD-C4C	-3.85	117.75	126.06
22	y	602	CLA	C1D-CHD-C4C	-3.85	117.75	126.06
22	A	405	CLA	C1D-CHD-C4C	-3.85	117.75	126.06
22	b	608	CLA	C2D-C1D-ND	3.85	112.94	110.10
22	1	613	CLA	C2D-C1D-ND	3.85	112.94	110.10
22	5	613	CLA	C2D-C1D-ND	3.85	112.94	110.10
22	B	614	CLA	C1D-CHD-C4C	-3.85	117.76	126.06
22	c	502	CLA	O2D-CGD-CBD	3.84	118.10	111.27
22	d	403	CLA	C2D-C1D-ND	3.84	112.93	110.10
22	d	403	CLA	CHD-C4C-C3C	-3.84	119.20	124.84
22	c	507	CLA	C1D-CHD-C4C	-3.84	117.78	126.06
22	R	309	CLA	C1D-CHD-C4C	-3.84	117.78	126.06
22	r	309	CLA	C1D-CHD-C4C	-3.84	117.78	126.06
22	G	613	CLA	C2D-C1D-ND	3.84	112.93	110.10
22	g	613	CLA	C2D-C1D-ND	3.84	112.93	110.10
22	C	501	CLA	C1D-CHD-C4C	-3.84	117.78	126.06
22	4	304	CLA	C2D-C1D-ND	3.84	112.93	110.10
22	4	310	CLA	C2D-C1D-ND	3.84	112.93	110.10
22	8	304	CLA	C2D-C1D-ND	3.84	112.93	110.10
22	8	310	CLA	C2D-C1D-ND	3.84	112.93	110.10
22	D	404	CLA	C1D-CHD-C4C	-3.84	117.78	126.06

*Continued on next page...*

*Continued from previous page...*

Mol	Chain	Res	Type	Atoms	Z	Observed(°)	Ideal(°)
22	4	304	CLA	C1D-CHD-C4C	-3.83	117.78	126.06
22	8	304	CLA	C1D-CHD-C4C	-3.83	117.78	126.06
25	G	601	CHL	CMB-C2B-C1B	-3.83	122.57	128.46
25	g	601	CHL	CMB-C2B-C1B	-3.83	122.57	128.46
22	B	615	CLA	CBC-CAC-C3C	-3.83	101.86	112.43
22	B	612	CLA	C3C-C4C-NC	3.83	114.86	110.57
22	B	613	CLA	C1D-CHD-C4C	-3.83	117.80	126.06
25	G	601	CHL	CBA-CAA-C2A	3.82	125.15	113.86
25	g	601	CHL	CBA-CAA-C2A	3.82	125.15	113.86
22	2	603	CLA	CBC-CAC-C3C	-3.82	101.89	112.43
22	6	603	CLA	CBC-CAC-C3C	-3.82	101.89	112.43
22	R	302	CLA	CBC-CAC-C3C	-3.82	101.90	112.43
22	r	302	CLA	CBC-CAC-C3C	-3.82	101.90	112.43
22	3	305	CLA	C2D-C1D-ND	3.82	112.92	110.10
22	7	305	CLA	C2D-C1D-ND	3.82	112.92	110.10
22	B	603	CLA	O2D-CGD-CBD	3.82	118.05	111.27
22	3	312	CLA	C1D-CHD-C4C	-3.81	117.83	126.06
22	7	312	CLA	C1D-CHD-C4C	-3.81	117.83	126.06
22	R	308	CLA	O2D-CGD-CBD	3.81	118.04	111.27
22	r	308	CLA	O2D-CGD-CBD	3.81	118.04	111.27
22	b	603	CLA	CHD-C4C-C3C	-3.81	119.24	124.84
22	N	610	CLA	C1D-CHD-C4C	-3.81	117.84	126.06
22	n	610	CLA	C1D-CHD-C4C	-3.81	117.84	126.06
25	G	608	CHL	CBA-CAA-C2A	3.81	125.11	113.86
25	g	608	CHL	CBA-CAA-C2A	3.81	125.11	113.86
22	B	606	CLA	C4A-NA-C1A	-3.81	105.00	106.71
22	B	607	CLA	O2D-CGD-CBD	3.80	118.03	111.27
22	N	604	CLA	CAA-C2A-C3A	-3.80	102.36	112.78
22	n	604	CLA	CAA-C2A-C3A	-3.80	102.36	112.78
22	G	612	CLA	CBC-CAC-C3C	-3.80	101.95	112.43
22	g	612	CLA	CBC-CAC-C3C	-3.80	101.95	112.43
22	B	612	CLA	CMD-C2D-C3D	3.80	136.36	127.61
25	1	607	CHL	O2D-CGD-CBD	3.80	118.02	111.27
25	5	607	CHL	O2D-CGD-CBD	3.80	118.02	111.27
22	S	311	CLA	CBC-CAC-C3C	-3.80	101.96	112.43
22	s	311	CLA	CBC-CAC-C3C	-3.80	101.96	112.43
22	C	501	CLA	CBC-CAC-C3C	-3.80	101.96	112.43
22	b	601	CLA	C1D-CHD-C4C	-3.80	117.87	126.06
22	4	303	CLA	C1D-CHD-C4C	-3.80	117.87	126.06
22	8	303	CLA	C1D-CHD-C4C	-3.80	117.87	126.06
22	C	512	CLA	C2D-C1D-ND	3.80	112.90	110.10
22	2	613	CLA	C1D-CHD-C4C	-3.79	117.87	126.06

*Continued on next page...*

*Continued from previous page...*

Mol	Chain	Res	Type	Atoms	Z	Observed(°)	Ideal(°)
22	6	613	CLA	C1D-CHD-C4C	-3.79	117.87	126.06
22	C	510	CLA	C2D-C1D-ND	3.79	112.90	110.10
25	2	608	CHL	CAA-C2A-C3A	-3.79	102.40	112.78
25	6	608	CHL	CAA-C2A-C3A	-3.79	102.40	112.78
22	B	606	CLA	CAC-C3C-C2C	-3.79	121.05	127.53
22	1	602	CLA	C1D-CHD-C4C	-3.79	117.88	126.06
22	5	602	CLA	C1D-CHD-C4C	-3.79	117.88	126.06
22	c	503	CLA	O2D-CGD-CBD	3.79	118.00	111.27
25	3	302	CHL	CAA-C2A-C3A	-3.79	102.41	112.78
25	7	302	CHL	CAA-C2A-C3A	-3.79	102.41	112.78
22	R	310	CLA	C1D-CHD-C4C	-3.78	117.90	126.06
22	r	310	CLA	C1D-CHD-C4C	-3.78	117.90	126.06
22	B	614	CLA	C3C-C4C-NC	3.78	114.81	110.57
22	3	303	CLA	C1D-CHD-C4C	-3.78	117.90	126.06
22	7	303	CLA	C1D-CHD-C4C	-3.78	117.90	126.06
22	2	604	CLA	C2D-C1D-ND	3.78	112.89	110.10
22	6	604	CLA	C2D-C1D-ND	3.78	112.89	110.10
22	3	311	CLA	C1D-CHD-C4C	-3.78	117.90	126.06
22	7	311	CLA	C1D-CHD-C4C	-3.78	117.90	126.06
22	G	603	CLA	CBC-CAC-C3C	-3.78	102.01	112.43
22	g	603	CLA	CBC-CAC-C3C	-3.78	102.01	112.43
22	C	503	CLA	C2D-C1D-ND	3.78	112.89	110.10
25	Y	601	CHL	CMB-C2B-C1B	-3.77	122.66	128.46
25	y	601	CHL	CMB-C2B-C1B	-3.77	122.66	128.46
25	Y	608	CHL	CAA-C2A-C3A	-3.77	102.45	112.78
25	y	608	CHL	CAA-C2A-C3A	-3.77	102.45	112.78
25	R	305	CHL	CAA-C2A-C3A	-3.77	102.45	112.78
25	r	305	CHL	CAA-C2A-C3A	-3.77	102.45	112.78
22	3	313	CLA	C1D-CHD-C4C	-3.77	117.92	126.06
22	7	313	CLA	C1D-CHD-C4C	-3.77	117.92	126.06
25	4	305	CHL	CAA-C2A-C3A	-3.77	102.46	112.78
25	8	305	CHL	CAA-C2A-C3A	-3.77	102.46	112.78
22	b	614	CLA	C2D-C1D-ND	3.77	112.88	110.10
22	N	614	CLA	C2D-C1D-ND	3.77	112.88	110.10
22	n	614	CLA	C2D-C1D-ND	3.77	112.88	110.10
22	c	501	CLA	C1D-CHD-C4C	-3.77	117.93	126.06
22	c	508	CLA	C1D-CHD-C4C	-3.77	117.93	126.06
22	S	301	CLA	C1D-CHD-C4C	-3.77	117.93	126.06
22	3	314	CLA	C2D-C1D-ND	3.77	112.88	110.10
22	7	314	CLA	C2D-C1D-ND	3.77	112.88	110.10
22	Y	612	CLA	CBC-CAC-C3C	-3.76	102.06	112.43
22	y	612	CLA	CBC-CAC-C3C	-3.76	102.06	112.43

*Continued on next page...*

*Continued from previous page...*

Mol	Chain	Res	Type	Atoms	Z	Observed(°)	Ideal(°)
22	S	305	CLA	CBC-CAC-C3C	-3.76	102.06	112.43
22	s	305	CLA	CBC-CAC-C3C	-3.76	102.06	112.43
22	R	302	CLA	CMD-C2D-C3D	3.76	136.26	127.61
22	r	302	CLA	CMD-C2D-C3D	3.76	136.26	127.61
22	C	510	CLA	CBC-CAC-C3C	-3.76	102.07	112.43
22	C	507	CLA	CBC-CAC-C3C	-3.76	102.07	112.43
22	b	602	CLA	O2D-CGD-CBD	3.76	117.94	111.27
22	c	511	CLA	C1D-CHD-C4C	-3.76	117.95	126.06
22	A	405	CLA	CGD-CBD-CAD	-3.76	98.57	110.73
22	S	313	CLA	CAC-C3C-C2C	-3.75	121.11	127.53
22	s	313	CLA	CAC-C3C-C2C	-3.75	121.11	127.53
25	R	306	CHL	CBA-CAA-C2A	3.75	124.94	113.86
25	r	306	CHL	CBA-CAA-C2A	3.75	124.94	113.86
22	1	611	CLA	C1D-CHD-C4C	-3.75	117.96	126.06
22	5	611	CLA	C1D-CHD-C4C	-3.75	117.96	126.06
22	G	604	CLA	C1D-CHD-C4C	-3.74	117.99	126.06
22	g	604	CLA	C1D-CHD-C4C	-3.74	117.99	126.06
22	2	602	CLA	C1D-CHD-C4C	-3.74	117.99	126.06
22	6	602	CLA	C1D-CHD-C4C	-3.74	117.99	126.06
22	B	602	CLA	C1D-CHD-C4C	-3.74	117.99	126.06
22	S	309	CLA	CGD-CBD-CAD	-3.74	98.63	110.73
22	s	309	CLA	CGD-CBD-CAD	-3.74	98.63	110.73
22	a	405	CLA	O2D-CGD-CBD	3.73	117.91	111.27
22	d	403	CLA	CMB-C2B-C3B	3.73	131.66	124.68
22	C	502	CLA	O2D-CGD-CBD	3.73	117.90	111.27
22	B	607	CLA	C2D-C1D-ND	3.73	112.85	110.10
22	c	501	CLA	O2D-CGD-CBD	3.73	117.89	111.27
22	c	512	CLA	C3C-C4C-NC	3.72	114.75	110.57
22	d	404	CLA	C2D-C1D-ND	3.72	112.85	110.10
22	B	603	CLA	C1D-CHD-C4C	-3.72	118.03	126.06
22	R	303	CLA	CBC-CAC-C3C	-3.72	102.17	112.43
22	r	303	CLA	CBC-CAC-C3C	-3.72	102.17	112.43
22	1	604	CLA	C1D-CHD-C4C	-3.72	118.03	126.06
22	5	604	CLA	C1D-CHD-C4C	-3.72	118.03	126.06
22	C	507	CLA	C1D-CHD-C4C	-3.72	118.03	126.06
25	N	609	CHL	O2D-CGD-CBD	3.72	117.88	111.27
25	n	609	CHL	O2D-CGD-CBD	3.72	117.88	111.27
22	1	603	CLA	C1D-CHD-C4C	-3.72	118.04	126.06
22	5	603	CLA	C1D-CHD-C4C	-3.72	118.04	126.06
22	C	504	CLA	C1D-CHD-C4C	-3.72	118.04	126.06
22	S	313	CLA	CBC-CAC-C3C	-3.71	102.19	112.43
22	s	313	CLA	CBC-CAC-C3C	-3.71	102.19	112.43

*Continued on next page...*



*Continued from previous page...*

Mol	Chain	Res	Type	Atoms	Z	Observed(°)	Ideal(°)
22	a	405	CLA	C3C-C4C-NC	3.71	114.74	110.57
22	C	507	CLA	C3C-C4C-NC	3.71	114.73	110.57
22	A	405	CLA	C2D-C1D-ND	3.71	112.84	110.10
22	S	309	CLA	C1D-CHD-C4C	-3.71	118.05	126.06
22	s	309	CLA	C1D-CHD-C4C	-3.71	118.05	126.06
22	2	603	CLA	C1D-CHD-C4C	-3.71	118.05	126.06
22	6	603	CLA	C1D-CHD-C4C	-3.71	118.05	126.06
22	c	511	CLA	C4A-NA-C1A	-3.71	105.04	106.71
22	b	602	CLA	C1D-ND-C4D	3.71	108.97	106.33
22	G	603	CLA	C1D-CHD-C4C	-3.70	118.08	126.06
22	g	603	CLA	C1D-CHD-C4C	-3.70	118.08	126.06
22	b	606	CLA	O2D-CGD-O1D	-3.70	116.61	123.84
22	S	312	CLA	C1D-CHD-C4C	-3.70	118.08	126.06
22	s	312	CLA	C1D-CHD-C4C	-3.70	118.08	126.06
22	2	609	CLA	CBC-CAC-C3C	-3.70	102.24	112.43
22	6	609	CLA	CBC-CAC-C3C	-3.70	102.24	112.43
22	c	504	CLA	C1D-CHD-C4C	-3.69	118.09	126.06
22	B	609	CLA	CMA-C3A-C4A	-3.69	101.85	111.77
22	b	606	CLA	CMA-C3A-C4A	-3.69	101.86	111.77
22	B	615	CLA	O2D-CGD-O1D	-3.69	116.63	123.84
22	N	614	CLA	CBC-CAC-C3C	-3.69	102.26	112.43
22	n	614	CLA	CBC-CAC-C3C	-3.69	102.26	112.43
25	1	608	CHL	CBA-CAA-C2A	3.69	124.75	113.86
25	5	608	CHL	CBA-CAA-C2A	3.69	124.75	113.86
22	B	615	CLA	C3C-C4C-NC	3.69	114.70	110.57
22	C	512	CLA	C1D-CHD-C4C	-3.69	118.11	126.06
22	c	508	CLA	CBC-CAC-C3C	-3.68	102.28	112.43
22	B	613	CLA	C2D-C1D-ND	3.68	112.82	110.10
22	B	602	CLA	O2D-CGD-CBD	3.68	117.81	111.27
22	b	608	CLA	CMB-C2B-C3B	3.68	131.56	124.68
22	a	403	CLA	C3C-C4C-NC	3.68	114.69	110.57
22	S	301	CLA	C3C-C4C-NC	3.68	114.69	110.57
22	B	609	CLA	CBC-CAC-C3C	-3.68	102.30	112.43
22	N	603	CLA	CAC-C3C-C2C	-3.67	121.25	127.53
22	n	603	CLA	CAC-C3C-C2C	-3.67	121.25	127.53
22	N	610	CLA	C3C-C4C-NC	3.67	114.69	110.57
22	n	610	CLA	C3C-C4C-NC	3.67	114.69	110.57
22	b	609	CLA	C1D-CHD-C4C	-3.67	118.14	126.06
22	C	503	CLA	CBC-CAC-C3C	-3.67	102.31	112.43
25	3	309	CHL	O2D-CGD-CBD	3.67	117.79	111.27
25	7	309	CHL	O2D-CGD-CBD	3.67	117.79	111.27
22	R	307	CLA	CAC-C3C-C2C	-3.67	121.26	127.53

*Continued on next page...*

*Continued from previous page...*

Mol	Chain	Res	Type	Atoms	Z	Observed(°)	Ideal(°)
22	r	307	CLA	CAC-C3C-C2C	-3.67	121.26	127.53
22	b	607	CLA	C1D-CHD-C4C	-3.67	118.15	126.06
22	b	610	CLA	C2D-C1D-ND	3.66	112.80	110.10
22	b	616	CLA	CHD-C4C-C3C	-3.66	119.46	124.84
22	C	506	CLA	O2D-CGD-CBD	3.66	117.77	111.27
22	B	610	CLA	C1D-CHD-C4C	-3.66	118.17	126.06
22	C	507	CLA	CGD-CBD-CAD	-3.65	98.90	110.73
22	N	603	CLA	C2D-C1D-ND	3.65	112.80	110.10
22	n	603	CLA	C2D-C1D-ND	3.65	112.80	110.10
25	1	615	CHL	CMB-C2B-C1B	-3.65	122.85	128.46
25	5	615	CHL	CMB-C2B-C1B	-3.65	122.85	128.46
22	d	404	CLA	C1D-CHD-C4C	-3.65	118.19	126.06
22	c	509	CLA	CBC-CAC-C3C	-3.65	102.37	112.43
22	1	613	CLA	C1D-CHD-C4C	-3.65	118.19	126.06
22	5	613	CLA	C1D-CHD-C4C	-3.65	118.19	126.06
25	3	301	CHL	CMB-C2B-C1B	-3.65	122.86	128.46
25	7	301	CHL	CMB-C2B-C1B	-3.65	122.86	128.46
22	C	511	CLA	C1D-CHD-C4C	-3.64	118.19	126.06
22	c	506	CLA	C2D-C1D-ND	3.64	112.79	110.10
22	b	605	CLA	C1D-ND-C4D	3.64	108.92	106.33
22	S	314	CLA	CBC-CAC-C3C	-3.64	102.40	112.43
22	s	314	CLA	CBC-CAC-C3C	-3.64	102.40	112.43
25	Y	606	CHL	CMB-C2B-C1B	-3.63	122.88	128.46
25	y	606	CHL	CMB-C2B-C1B	-3.63	122.88	128.46
22	c	507	CLA	CHC-C1C-C2C	-3.63	116.67	126.72
22	c	506	CLA	C1D-CHD-C4C	-3.63	118.23	126.06
22	N	613	CLA	CBC-CAC-C3C	-3.63	102.43	112.43
22	n	613	CLA	CBC-CAC-C3C	-3.63	102.43	112.43
22	d	403	CLA	C1D-CHD-C4C	-3.63	118.23	126.06
22	3	305	CLA	C1D-CHD-C4C	-3.63	118.24	126.06
22	7	305	CLA	C1D-CHD-C4C	-3.63	118.24	126.06
22	c	506	CLA	CAC-C3C-C2C	-3.62	121.33	127.53
22	G	603	CLA	CAC-C3C-C2C	-3.62	121.34	127.53
22	g	603	CLA	CAC-C3C-C2C	-3.62	121.34	127.53
22	a	402	CLA	CMB-C2B-C3B	3.62	131.45	124.68
25	S	302	CHL	CMB-C2B-C1B	-3.62	122.90	128.46
25	s	302	CHL	CMB-C2B-C1B	-3.62	122.90	128.46
22	S	304	CLA	C1D-CHD-C4C	-3.61	118.26	126.06
22	s	304	CLA	C1D-CHD-C4C	-3.61	118.26	126.06
22	3	304	CLA	CBC-CAC-C3C	-3.61	102.47	112.43
22	7	304	CLA	CBC-CAC-C3C	-3.61	102.47	112.43
22	2	604	CLA	C1D-CHD-C4C	-3.61	118.27	126.06

*Continued on next page...*



Continued from previous page...

Mol	Chain	Res	Type	Atoms	Z	Observed(°)	Ideal(°)
22	6	604	CLA	C1D-CHD-C4C	-3.61	118.27	126.06
22	c	503	CLA	C2D-C1D-ND	3.61	112.76	110.10
22	b	608	CLA	CBC-CAC-C3C	-3.61	102.49	112.43
22	D	403	CLA	CMB-C2B-C3B	3.60	131.42	124.68
22	N	614	CLA	C1D-CHD-C4C	-3.60	118.28	126.06
22	n	614	CLA	C1D-CHD-C4C	-3.60	118.28	126.06
23	A	404	PHO	CMB-C2B-C3B	3.60	131.42	124.68
22	B	605	CLA	CAC-C3C-C2C	-3.60	121.36	127.53
22	c	502	CLA	C2D-C1D-ND	3.60	112.76	110.10
22	R	310	CLA	CBC-CAC-C3C	-3.60	102.50	112.43
22	r	310	CLA	CBC-CAC-C3C	-3.60	102.50	112.43
25	G	607	CHL	CMB-C2B-C1B	-3.60	122.94	128.46
25	g	607	CHL	CMB-C2B-C1B	-3.60	122.94	128.46
22	b	603	CLA	CGD-CBD-CAD	-3.60	99.09	110.73
22	R	308	CLA	C4D-CHA-C1A	-3.59	116.88	121.25
22	r	308	CLA	C4D-CHA-C1A	-3.59	116.88	121.25
22	4	310	CLA	C1D-CHD-C4C	-3.59	118.31	126.06
22	8	310	CLA	C1D-CHD-C4C	-3.59	118.31	126.06
22	c	503	CLA	CBC-CAC-C3C	-3.59	102.53	112.43
25	S	308	CHL	CMB-C2B-C1B	-3.59	122.94	128.46
25	s	308	CHL	CMB-C2B-C1B	-3.59	122.94	128.46
22	1	612	CLA	C1D-CHD-C4C	-3.59	118.31	126.06
22	5	612	CLA	C1D-CHD-C4C	-3.59	118.31	126.06
22	b	616	CLA	CAC-C3C-C2C	-3.59	121.39	127.53
22	4	302	CLA	C3C-C4C-NC	3.59	114.59	110.57
22	8	302	CLA	C3C-C4C-NC	3.59	114.59	110.57
22	1	614	CLA	C1D-CHD-C4C	-3.59	118.32	126.06
22	5	614	CLA	C1D-CHD-C4C	-3.59	118.32	126.06
22	R	311	CLA	C3C-C4C-NC	3.58	114.59	110.57
22	r	311	CLA	C3C-C4C-NC	3.58	114.59	110.57
22	C	512	CLA	O2D-CGD-CBD	3.58	117.64	111.27
22	b	610	CLA	C1D-CHD-C4C	-3.58	118.33	126.06
22	G	613	CLA	CBC-CAC-C3C	-3.58	102.56	112.43
22	g	613	CLA	CBC-CAC-C3C	-3.58	102.56	112.43
22	b	608	CLA	C4A-NA-C1A	-3.58	105.10	106.71
22	B	603	CLA	CBC-CAC-C3C	-3.58	102.57	112.43
22	c	509	CLA	CAC-C3C-C4C	3.58	129.45	124.81
22	G	614	CLA	CBC-CAC-C3C	-3.58	102.58	112.43
22	g	614	CLA	CBC-CAC-C3C	-3.58	102.58	112.43
22	b	615	CLA	CBC-CAC-C3C	-3.57	102.58	112.43
22	C	504	CLA	CAC-C3C-C2C	-3.57	121.42	127.53
22	b	606	CLA	CMB-C2B-C3B	3.57	131.35	124.68

Continued on next page...

*Continued from previous page...*

Mol	Chain	Res	Type	Atoms	Z	Observed(°)	Ideal(°)
22	S	305	CLA	C1D-CHD-C4C	-3.57	118.36	126.06
22	s	305	CLA	C1D-CHD-C4C	-3.57	118.36	126.06
25	4	301	CHL	CBA-CAA-C2A	3.57	124.39	113.86
25	8	301	CHL	CBA-CAA-C2A	3.57	124.39	113.86
22	b	614	CLA	C1D-CHD-C4C	-3.56	118.37	126.06
22	b	604	CLA	CHD-C4C-C3C	-3.56	119.60	124.84
22	R	308	CLA	OBD-CAD-C3D	-3.56	119.94	128.52
22	r	308	CLA	OBD-CAD-C3D	-3.56	119.94	128.52
22	b	612	CLA	C1D-CHD-C4C	-3.56	118.37	126.06
25	R	304	CHL	O2D-CGD-CBD	3.56	117.60	111.27
25	r	304	CHL	O2D-CGD-CBD	3.56	117.60	111.27
22	G	603	CLA	C2D-C1D-ND	3.56	112.73	110.10
22	g	603	CLA	C2D-C1D-ND	3.56	112.73	110.10
22	G	610	CLA	C1D-ND-C4D	3.56	108.86	106.33
22	g	610	CLA	C1D-ND-C4D	3.56	108.86	106.33
22	G	602	CLA	CBC-CAC-C3C	-3.56	102.62	112.43
22	g	602	CLA	CBC-CAC-C3C	-3.56	102.62	112.43
22	C	508	CLA	CBC-CAC-C3C	-3.56	102.63	112.43
22	b	608	CLA	C1D-CHD-C4C	-3.55	118.39	126.06
22	3	304	CLA	C1D-CHD-C4C	-3.55	118.39	126.06
22	7	304	CLA	C1D-CHD-C4C	-3.55	118.39	126.06
22	Y	612	CLA	C2D-C1D-ND	3.55	112.72	110.10
22	y	612	CLA	C2D-C1D-ND	3.55	112.72	110.10
22	C	509	CLA	CBC-CAC-C3C	-3.55	102.65	112.43
22	G	610	CLA	C3C-C4C-NC	3.55	114.55	110.57
22	g	610	CLA	C3C-C4C-NC	3.55	114.55	110.57
22	c	509	CLA	CMB-C2B-C3B	3.54	131.31	124.68
25	3	308	CHL	CMB-C2B-C1B	-3.54	123.03	128.46
25	7	308	CHL	CMB-C2B-C1B	-3.54	123.03	128.46
22	S	304	CLA	O2D-CGD-CBD	3.54	117.55	111.27
22	s	304	CLA	O2D-CGD-CBD	3.54	117.55	111.27
22	b	614	CLA	CMC-C2C-C1C	3.53	130.42	125.04
22	N	602	CLA	CBC-CAC-C3C	-3.53	102.69	112.43
22	n	602	CLA	CBC-CAC-C3C	-3.53	102.69	112.43
22	A	405	CLA	O2D-CGD-CBD	3.53	117.54	111.27
25	2	608	CHL	CMB-C2B-C3B	3.53	131.28	124.68
25	6	608	CHL	CMB-C2B-C3B	3.53	131.28	124.68
22	R	302	CLA	C3C-C4C-NC	3.53	114.53	110.57
22	r	302	CLA	C3C-C4C-NC	3.53	114.53	110.57
22	3	304	CLA	C2D-C1D-ND	3.52	112.70	110.10
22	7	304	CLA	C2D-C1D-ND	3.52	112.70	110.10
22	1	603	CLA	CBC-CAC-C3C	-3.52	102.72	112.43

*Continued on next page...*

*Continued from previous page...*

Mol	Chain	Res	Type	Atoms	Z	Observed(°)	Ideal(°)
22	5	603	CLA	CBC-CAC-C3C	-3.52	102.72	112.43
22	b	616	CLA	C1D-CHD-C4C	-3.52	118.46	126.06
25	1	605	CHL	CMB-C2B-C1B	-3.52	123.06	128.46
25	5	605	CHL	CMB-C2B-C1B	-3.52	123.06	128.46
22	3	310	CLA	C1D-ND-C4D	3.51	108.83	106.33
22	7	310	CLA	C1D-ND-C4D	3.51	108.83	106.33
22	b	615	CLA	C1D-CHD-C4C	-3.51	118.48	126.06
22	b	607	CLA	CAC-C3C-C2C	-3.51	121.52	127.53
25	N	608	CHL	O2A-CGA-CBA	3.51	125.31	114.03
25	n	608	CHL	O2A-CGA-CBA	3.51	125.31	114.03
22	3	314	CLA	C1D-CHD-C4C	-3.51	118.48	126.06
22	7	314	CLA	C1D-CHD-C4C	-3.51	118.48	126.06
22	B	615	CLA	CAC-C3C-C2C	-3.51	121.53	127.53
22	3	310	CLA	CBC-CAC-C3C	-3.51	102.77	112.43
22	7	310	CLA	CBC-CAC-C3C	-3.51	102.77	112.43
22	R	301	CLA	CBC-CAC-C3C	-3.50	102.77	112.43
22	r	301	CLA	CBC-CAC-C3C	-3.50	102.77	112.43
25	1	607	CHL	CMB-C2B-C1B	-3.50	123.08	128.46
25	5	607	CHL	CMB-C2B-C1B	-3.50	123.08	128.46
25	3	301	CHL	O2D-CGD-CBD	3.50	117.49	111.27
25	7	301	CHL	O2D-CGD-CBD	3.50	117.49	111.27
22	b	604	CLA	CBC-CAC-C3C	-3.50	102.77	112.43
22	3	310	CLA	CMC-C2C-C1C	3.50	130.37	125.04
22	7	310	CLA	CMC-C2C-C1C	3.50	130.37	125.04
22	3	304	CLA	CAC-C3C-C2C	-3.50	121.55	127.53
22	7	304	CLA	CAC-C3C-C2C	-3.50	121.55	127.53
22	b	604	CLA	CMC-C2C-C3C	3.49	135.60	126.12
25	G	605	CHL	CMB-C2B-C1B	-3.49	123.09	128.46
25	g	605	CHL	CMB-C2B-C1B	-3.49	123.09	128.46
25	3	302	CHL	CMB-C2B-C1B	-3.49	123.09	128.46
25	7	302	CHL	CMB-C2B-C1B	-3.49	123.09	128.46
22	b	612	CLA	C4D-CHA-C1A	-3.49	117.00	121.25
22	b	615	CLA	C2D-C1D-ND	3.49	112.67	110.10
22	Y	604	CLA	CMD-C2D-C3D	3.49	135.64	127.61
22	y	604	CLA	CMD-C2D-C3D	3.49	135.64	127.61
25	2	607	CHL	CMB-C2B-C1B	-3.49	123.11	128.46
25	6	607	CHL	CMB-C2B-C1B	-3.49	123.11	128.46
22	A	405	CLA	C3C-C4C-NC	3.49	114.48	110.57
22	B	610	CLA	O2D-CGD-CBD	3.49	117.46	111.27
22	B	612	CLA	O2D-CGD-CBD	3.49	117.46	111.27
22	A	405	CLA	CBC-CAC-C3C	-3.48	102.82	112.43
22	c	509	CLA	C3C-C4C-NC	3.48	114.48	110.57

*Continued on next page...*

*Continued from previous page...*

Mol	Chain	Res	Type	Atoms	Z	Observed(°)	Ideal(°)
22	b	614	CLA	CBC-CAC-C3C	-3.48	102.83	112.43
25	3	307	CHL	CMB-C2B-C1B	-3.48	123.11	128.46
25	7	307	CHL	CMB-C2B-C1B	-3.48	123.11	128.46
22	1	610	CLA	C3C-C4C-NC	3.48	114.47	110.57
22	5	610	CLA	C3C-C4C-NC	3.48	114.47	110.57
25	S	307	CHL	CMB-C2B-C1B	-3.48	123.11	128.46
25	s	307	CHL	CMB-C2B-C1B	-3.48	123.11	128.46
22	1	610	CLA	C1D-ND-C4D	3.48	108.81	106.33
22	5	610	CLA	C1D-ND-C4D	3.48	108.81	106.33
22	S	303	CLA	CBC-CAC-C3C	-3.48	102.84	112.43
22	s	303	CLA	CBC-CAC-C3C	-3.48	102.84	112.43
22	B	605	CLA	C2D-C1D-ND	3.48	112.67	110.10
25	4	307	CHL	CBA-CAA-C2A	3.48	124.13	113.86
25	8	307	CHL	CBA-CAA-C2A	3.48	124.13	113.86
22	C	510	CLA	C3C-C4C-NC	3.48	114.47	110.57
22	B	611	CLA	O2D-CGD-O1D	-3.48	117.04	123.84
22	b	601	CLA	CBC-CAC-C3C	-3.48	102.85	112.43
22	N	610	CLA	C1D-ND-C4D	3.47	108.80	106.33
22	n	610	CLA	C1D-ND-C4D	3.47	108.80	106.33
22	3	310	CLA	C3C-C4C-NC	3.47	114.47	110.57
22	7	310	CLA	C3C-C4C-NC	3.47	114.47	110.57
22	b	604	CLA	CHC-C1C-C2C	-3.47	117.13	126.72
22	c	508	CLA	CHC-C1C-C2C	-3.47	117.13	126.72
25	Y	606	CHL	O2A-CGA-CBA	3.47	125.17	114.03
25	y	606	CHL	O2A-CGA-CBA	3.47	125.17	114.03
22	R	303	CLA	C4D-CHA-C1A	-3.47	117.03	121.25
22	r	303	CLA	C4D-CHA-C1A	-3.47	117.03	121.25
22	b	609	CLA	CBC-CAC-C3C	-3.46	102.88	112.43
22	a	403	CLA	OBD-CAD-C3D	-3.46	120.19	128.52
22	A	403	CLA	C4A-NA-C1A	-3.46	105.15	106.71
25	N	607	CHL	O2D-CGD-CBD	3.46	117.42	111.27
25	n	607	CHL	O2D-CGD-CBD	3.46	117.42	111.27
22	B	616	CLA	CAC-C3C-C2C	-3.46	121.61	127.53
25	2	605	CHL	CMB-C2B-C1B	-3.46	123.14	128.46
25	6	605	CHL	CMB-C2B-C1B	-3.46	123.14	128.46
22	R	303	CLA	CAA-C2A-C3A	-3.46	103.30	112.78
22	r	303	CLA	CAA-C2A-C3A	-3.46	103.30	112.78
25	1	601	CHL	CMB-C2B-C1B	-3.46	123.15	128.46
25	5	601	CHL	CMB-C2B-C1B	-3.46	123.15	128.46
22	C	503	CLA	C4A-NA-C1A	-3.46	105.15	106.71
22	N	604	CLA	CBC-CAC-C3C	-3.46	102.90	112.43
22	n	604	CLA	CBC-CAC-C3C	-3.46	102.90	112.43

*Continued on next page...*

*Continued from previous page...*

Mol	Chain	Res	Type	Atoms	Z	Observed(°)	Ideal(°)
22	B	613	CLA	CAA-C2A-C3A	-3.46	103.31	112.78
22	b	602	CLA	CBC-CAC-C3C	-3.46	102.90	112.43
22	3	305	CLA	C4A-NA-C1A	-3.46	105.15	106.71
22	7	305	CLA	C4A-NA-C1A	-3.46	105.15	106.71
25	4	301	CHL	CMB-C2B-C1B	-3.46	123.15	128.46
25	8	301	CHL	CMB-C2B-C1B	-3.46	123.15	128.46
22	c	510	CLA	CBC-CAC-C3C	-3.45	102.91	112.43
22	1	614	CLA	CBC-CAC-C3C	-3.45	102.91	112.43
22	5	614	CLA	CBC-CAC-C3C	-3.45	102.91	112.43
22	Y	604	CLA	C3C-C4C-NC	3.45	114.44	110.57
22	y	604	CLA	C3C-C4C-NC	3.45	114.44	110.57
22	A	403	CLA	CED-O2D-CGD	3.45	123.73	115.94
22	2	609	CLA	CMC-C2C-C1C	3.44	130.28	125.04
22	6	609	CLA	CMC-C2C-C1C	3.44	130.28	125.04
22	c	508	CLA	C2D-C1D-ND	3.44	112.64	110.10
22	b	606	CLA	C3D-C2D-C1D	-3.44	101.13	105.83
22	B	616	CLA	O2D-CGD-CBD	3.44	117.38	111.27
22	1	611	CLA	CBC-CAC-C3C	-3.44	102.94	112.43
22	5	611	CLA	CBC-CAC-C3C	-3.44	102.94	112.43
22	b	616	CLA	CBC-CAC-C3C	-3.44	102.95	112.43
25	Y	609	CHL	O2D-CGD-CBD	3.44	117.38	111.27
25	y	609	CHL	O2D-CGD-CBD	3.44	117.38	111.27
22	R	303	CLA	OBD-CAD-C3D	-3.44	120.24	128.52
22	r	303	CLA	OBD-CAD-C3D	-3.44	120.24	128.52
22	R	307	CLA	CMD-C2D-C3D	3.44	135.52	127.61
22	r	307	CLA	CMD-C2D-C3D	3.44	135.52	127.61
22	b	606	CLA	CAC-C3C-C2C	-3.44	121.65	127.53
22	G	604	CLA	CAA-C2A-C3A	-3.44	103.37	112.78
22	g	604	CLA	CAA-C2A-C3A	-3.44	103.37	112.78
22	c	503	CLA	C3C-C4C-NC	3.44	114.42	110.57
22	1	613	CLA	CBC-CAC-C3C	-3.44	102.96	112.43
22	5	613	CLA	CBC-CAC-C3C	-3.44	102.96	112.43
22	1	604	CLA	CAA-C2A-C3A	-3.44	103.37	112.78
22	5	604	CLA	CAA-C2A-C3A	-3.44	103.37	112.78
22	D	401	CLA	C2D-C1D-ND	3.43	112.64	110.10
22	C	505	CLA	C4A-NA-C1A	-3.43	105.16	106.71
22	c	506	CLA	C3C-C4C-NC	3.43	114.42	110.57
25	G	601	CHL	CAA-C2A-C3A	-3.43	103.38	112.78
25	g	601	CHL	CAA-C2A-C3A	-3.43	103.38	112.78
25	R	306	CHL	CMB-C2B-C1B	-3.43	123.19	128.46
25	r	306	CHL	CMB-C2B-C1B	-3.43	123.19	128.46
25	Y	606	CHL	CAA-CBA-CGA	3.43	121.61	112.51

*Continued on next page...*

*Continued from previous page...*

Mol	Chain	Res	Type	Atoms	Z	Observed(°)	Ideal(°)
25	y	606	CHL	CAA-CBA-CGA	3.43	121.61	112.51
22	Y	611	CLA	CMD-C2D-C3D	3.43	135.50	127.61
22	y	611	CLA	CMD-C2D-C3D	3.43	135.50	127.61
22	2	611	CLA	CBC-CAC-C3C	-3.43	102.98	112.43
22	6	611	CLA	CBC-CAC-C3C	-3.43	102.98	112.43
22	2	612	CLA	C3C-C4C-NC	3.43	114.41	110.57
22	6	612	CLA	C3C-C4C-NC	3.43	114.41	110.57
25	1	606	CHL	CMB-C2B-C1B	-3.43	123.20	128.46
25	5	606	CHL	CMB-C2B-C1B	-3.43	123.20	128.46
25	N	601	CHL	CMB-C2B-C1B	-3.42	123.20	128.46
25	n	601	CHL	CMB-C2B-C1B	-3.42	123.20	128.46
22	A	402	CLA	CMB-C2B-C3B	3.42	131.08	124.68
22	B	603	CLA	CAC-C3C-C2C	-3.42	121.68	127.53
22	A	405	CLA	CMB-C2B-C3B	3.42	131.08	124.68
22	b	613	CLA	CMA-C3A-C2A	-3.42	100.03	113.83
22	2	612	CLA	CBC-CAC-C3C	-3.42	103.00	112.43
22	6	612	CLA	CBC-CAC-C3C	-3.42	103.00	112.43
22	2	609	CLA	C3C-C4C-NC	3.42	114.41	110.57
22	6	609	CLA	C3C-C4C-NC	3.42	114.41	110.57
22	c	508	CLA	CMD-C2D-C3D	3.42	135.47	127.61
25	R	304	CHL	CMB-C2B-C1B	-3.42	123.22	128.46
25	r	304	CHL	CMB-C2B-C1B	-3.42	123.22	128.46
22	c	511	CLA	CBC-CAC-C3C	-3.41	103.02	112.43
25	N	607	CHL	CMB-C2B-C1B	-3.41	123.23	128.46
25	n	607	CHL	CMB-C2B-C1B	-3.41	123.23	128.46
22	C	505	CLA	CAC-C3C-C2C	-3.41	121.70	127.53
22	C	505	CLA	CBC-CAC-C3C	-3.41	103.04	112.43
22	S	301	CLA	CGD-CBD-CAD	-3.41	99.70	110.73
22	3	311	CLA	CBC-CAC-C3C	-3.40	103.04	112.43
22	7	311	CLA	CBC-CAC-C3C	-3.40	103.04	112.43
22	Y	602	CLA	CBC-CAC-C3C	-3.40	103.05	112.43
22	y	602	CLA	CBC-CAC-C3C	-3.40	103.05	112.43
22	B	609	CLA	CMD-C2D-C3D	3.40	135.44	127.61
22	b	606	CLA	C4D-CHA-C1A	-3.40	117.11	121.25
25	Y	601	CHL	CBA-CAA-C2A	3.40	123.90	113.86
25	y	601	CHL	CBA-CAA-C2A	3.40	123.90	113.86
22	B	613	CLA	CBC-CAC-C3C	-3.40	103.06	112.43
25	N	605	CHL	CMB-C2B-C1B	-3.40	123.24	128.46
25	n	605	CHL	CMB-C2B-C1B	-3.40	123.24	128.46
22	S	311	CLA	C3C-C4C-NC	3.40	114.38	110.57
22	s	311	CLA	C3C-C4C-NC	3.40	114.38	110.57
22	c	505	CLA	CAC-C3C-C2C	-3.39	121.73	127.53

*Continued on next page...*



*Continued from previous page...*

Mol	Chain	Res	Type	Atoms	Z	Observed(°)	Ideal(°)
22	2	604	CLA	C4A-NA-C1A	-3.39	105.18	106.71
22	6	604	CLA	C4A-NA-C1A	-3.39	105.18	106.71
25	4	307	CHL	CMB-C2B-C1B	-3.39	123.25	128.46
25	8	307	CHL	CMB-C2B-C1B	-3.39	123.25	128.46
22	b	603	CLA	CAC-C3C-C2C	-3.39	121.73	127.53
22	R	303	CLA	CAA-CBA-CGA	3.39	121.50	112.51
22	r	303	CLA	CAA-CBA-CGA	3.39	121.50	112.51
22	c	507	CLA	O2D-CGD-CBD	3.39	117.29	111.27
22	1	604	CLA	CBC-CAC-C3C	-3.39	103.09	112.43
22	5	604	CLA	CBC-CAC-C3C	-3.39	103.09	112.43
22	B	615	CLA	CAA-C2A-C3A	-3.39	103.50	112.78
22	C	501	CLA	C2D-C1D-ND	3.39	112.60	110.10
22	b	604	CLA	C2D-C1D-ND	3.38	112.60	110.10
22	s	301	CLA	C1D-CHD-C4C	-3.38	118.76	126.06
22	b	616	CLA	C3B-C4B-NB	3.38	113.58	109.21
22	2	610	CLA	CBC-CAC-C3C	-3.38	103.12	112.43
22	6	610	CLA	CBC-CAC-C3C	-3.38	103.12	112.43
22	b	606	CLA	CBC-CAC-C3C	-3.37	103.13	112.43
22	4	303	CLA	CBC-CAC-C3C	-3.37	103.13	112.43
22	8	303	CLA	CBC-CAC-C3C	-3.37	103.13	112.43
22	G	604	CLA	CBC-CAC-C3C	-3.37	103.14	112.43
22	g	604	CLA	CBC-CAC-C3C	-3.37	103.14	112.43
22	4	302	CLA	CMD-C2D-C3D	3.37	135.36	127.61
22	8	302	CLA	CMD-C2D-C3D	3.37	135.36	127.61
22	B	607	CLA	CHC-C1C-C2C	-3.37	117.40	126.72
22	a	405	CLA	CBC-CAC-C3C	-3.37	103.15	112.43
25	Y	608	CHL	CBA-CAA-C2A	3.37	123.80	113.86
25	y	608	CHL	CBA-CAA-C2A	3.37	123.80	113.86
22	b	616	CLA	CHC-C1C-C2C	-3.37	117.41	126.72
25	2	601	CHL	CMB-C2B-C1B	-3.36	123.30	128.46
25	6	601	CHL	CMB-C2B-C1B	-3.36	123.30	128.46
22	b	613	CLA	C3C-C4C-NC	3.36	114.34	110.57
25	N	601	CHL	CAA-C2A-C3A	-3.36	103.58	112.78
25	n	601	CHL	CAA-C2A-C3A	-3.36	103.58	112.78
22	R	301	CLA	C3C-C4C-NC	3.36	114.34	110.57
22	r	301	CLA	C3C-C4C-NC	3.36	114.34	110.57
22	B	615	CLA	CGD-CBD-CAD	-3.36	99.86	110.73
25	2	608	CHL	O2D-CGD-CBD	3.36	117.23	111.27
25	6	608	CHL	O2D-CGD-CBD	3.36	117.23	111.27
22	N	610	CLA	C4D-CHA-C1A	-3.36	117.16	121.25
22	n	610	CLA	C4D-CHA-C1A	-3.36	117.16	121.25
22	B	609	CLA	CAC-C3C-C2C	-3.36	121.79	127.53

*Continued on next page...*

*Continued from previous page...*

Mol	Chain	Res	Type	Atoms	Z	Observed(°)	Ideal(°)
22	C	506	CLA	CAC-C3C-C2C	-3.35	121.79	127.53
25	4	306	CHL	CMB-C2B-C1B	-3.35	123.31	128.46
25	8	306	CHL	CMB-C2B-C1B	-3.35	123.31	128.46
23	d	402	PHO	CMB-C2B-C3B	3.35	130.95	124.68
22	b	610	CLA	O2D-CGD-CBD	3.35	117.22	111.27
24	E	101	HEM	C3B-C2B-C1B	3.34	108.97	106.49
22	3	314	CLA	CBC-CAC-C3C	-3.34	103.22	112.43
22	7	314	CLA	CBC-CAC-C3C	-3.34	103.22	112.43
22	3	313	CLA	CBC-CAC-C3C	-3.34	103.23	112.43
22	7	313	CLA	CBC-CAC-C3C	-3.34	103.23	112.43
22	B	616	CLA	CHC-C1C-C2C	-3.33	117.50	126.72
22	C	506	CLA	CMD-C2D-C3D	3.33	135.28	127.61
22	R	308	CLA	C3C-C4C-NC	3.33	114.30	110.57
22	r	308	CLA	C3C-C4C-NC	3.33	114.30	110.57
25	3	306	CHL	CMB-C2B-C1B	-3.33	123.35	128.46
25	7	306	CHL	CMB-C2B-C1B	-3.33	123.35	128.46
22	b	601	CLA	C3C-C4C-NC	3.33	114.30	110.57
22	1	603	CLA	CAC-C3C-C2C	-3.33	121.84	127.53
22	5	603	CLA	CAC-C3C-C2C	-3.33	121.84	127.53
22	Y	610	CLA	C3C-C4C-NC	3.33	114.30	110.57
22	y	610	CLA	C3C-C4C-NC	3.33	114.30	110.57
23	a	404	PHO	CMB-C2B-C3B	3.32	130.90	124.68
22	B	601	CLA	CMC-C2C-C1C	3.32	130.10	125.04
22	R	309	CLA	CGD-CBD-CAD	-3.32	99.97	110.73
22	r	309	CLA	CGD-CBD-CAD	-3.32	99.97	110.73
22	1	602	CLA	C3C-C4C-NC	3.32	114.30	110.57
22	5	602	CLA	C3C-C4C-NC	3.32	114.30	110.57
22	b	616	CLA	CMB-C2B-C3B	3.32	130.89	124.68
22	R	308	CLA	C1D-ND-C4D	3.32	108.69	106.33
22	r	308	CLA	C1D-ND-C4D	3.32	108.69	106.33
25	2	601	CHL	CAA-C2A-C3A	-3.32	103.69	112.78
25	6	601	CHL	CAA-C2A-C3A	-3.32	103.69	112.78
22	B	601	CLA	CHD-C4C-NC	3.32	129.43	124.20
22	D	404	CLA	CBC-CAC-C3C	-3.32	103.28	112.43
22	C	508	CLA	CAC-C3C-C2C	-3.32	121.85	127.53
22	1	612	CLA	CBC-CAC-C3C	-3.32	103.28	112.43
22	5	612	CLA	CBC-CAC-C3C	-3.32	103.28	112.43
22	R	311	CLA	CBC-CAC-C3C	-3.32	103.29	112.43
22	r	311	CLA	CBC-CAC-C3C	-3.32	103.29	112.43
22	4	304	CLA	CBC-CAC-C3C	-3.32	103.29	112.43
22	8	304	CLA	CBC-CAC-C3C	-3.32	103.29	112.43
22	S	313	CLA	CMD-C2D-C3D	3.32	135.24	127.61

*Continued on next page...*



*Continued from previous page...*

Mol	Chain	Res	Type	Atoms	Z	Observed(°)	Ideal(°)
22	s	313	CLA	CMD-C2D-C3D	3.32	135.24	127.61
22	c	501	CLA	C2D-C1D-ND	3.32	112.55	110.10
22	4	309	CLA	C3C-C4C-NC	3.31	114.28	110.57
22	8	309	CLA	C3C-C4C-NC	3.31	114.28	110.57
22	C	506	CLA	C3C-C4C-NC	3.31	114.28	110.57
22	c	508	CLA	CAC-C3C-C2C	-3.31	121.87	127.53
22	c	506	CLA	CHC-C1C-C2C	-3.31	117.58	126.72
22	1	610	CLA	O2D-CGD-O1D	-3.31	117.37	123.84
22	5	610	CLA	O2D-CGD-O1D	-3.31	117.37	123.84
22	3	312	CLA	CBC-CAC-C3C	-3.30	103.32	112.43
22	7	312	CLA	CBC-CAC-C3C	-3.30	103.32	112.43
22	c	506	CLA	CBC-CAC-C3C	-3.30	103.33	112.43
22	c	509	CLA	CHD-C4C-NC	3.30	129.40	124.20
22	2	609	CLA	C1D-ND-C4D	3.30	108.68	106.33
22	6	609	CLA	C1D-ND-C4D	3.30	108.68	106.33
22	c	512	CLA	CBC-CAC-C3C	-3.30	103.33	112.43
22	c	507	CLA	C3C-C4C-NC	3.30	114.27	110.57
22	C	506	CLA	CBC-CAC-C3C	-3.29	103.35	112.43
22	B	610	CLA	C2D-C1D-ND	3.29	112.53	110.10
22	3	312	CLA	C3C-C4C-NC	3.29	114.26	110.57
22	7	312	CLA	C3C-C4C-NC	3.29	114.26	110.57
25	4	308	CHL	CMB-C2B-C1B	-3.29	123.41	128.46
25	8	308	CHL	CMB-C2B-C1B	-3.29	123.41	128.46
25	1	608	CHL	CMB-C2B-C1B	-3.29	123.41	128.46
25	5	608	CHL	CMB-C2B-C1B	-3.29	123.41	128.46
22	4	302	CLA	CBC-CAC-C3C	-3.29	103.37	112.43
22	8	302	CLA	CBC-CAC-C3C	-3.29	103.37	112.43
22	D	401	CLA	CHC-C1C-C2C	-3.28	117.64	126.72
22	S	309	CLA	CHC-C1C-C2C	-3.28	117.64	126.72
22	s	309	CLA	CHC-C1C-C2C	-3.28	117.64	126.72
22	Y	614	CLA	CAC-C3C-C2C	-3.28	121.91	127.53
22	y	614	CLA	CAC-C3C-C2C	-3.28	121.91	127.53
22	S	312	CLA	CHC-C1C-C2C	-3.28	117.64	126.72
22	s	312	CLA	CHC-C1C-C2C	-3.28	117.64	126.72
22	D	401	CLA	C3C-C4C-NC	3.28	114.25	110.57
25	G	609	CHL	CMB-C2B-C1B	-3.27	123.43	128.46
25	g	609	CHL	CMB-C2B-C1B	-3.27	123.43	128.46
22	c	507	CLA	CBC-CAC-C3C	-3.27	103.40	112.43
22	Y	602	CLA	CMD-C2D-C3D	3.27	135.15	127.61
22	y	602	CLA	CMD-C2D-C3D	3.27	135.15	127.61
22	R	311	CLA	CMD-C2D-C3D	3.27	135.14	127.61
22	r	311	CLA	CMD-C2D-C3D	3.27	135.14	127.61

*Continued on next page...*

*Continued from previous page...*

Mol	Chain	Res	Type	Atoms	Z	Observed(°)	Ideal(°)
22	B	604	CLA	C2D-C1D-ND	3.27	112.52	110.10
25	R	306	CHL	O2D-CGD-CBD	3.27	117.08	111.27
25	r	306	CHL	O2D-CGD-CBD	3.27	117.08	111.27
22	2	603	CLA	CAC-C3C-C2C	-3.27	121.94	127.53
22	6	603	CLA	CAC-C3C-C2C	-3.27	121.94	127.53
25	4	305	CHL	CMB-C2B-C3B	3.27	130.79	124.68
25	8	305	CHL	CMB-C2B-C3B	3.27	130.79	124.68
24	e	101	HEM	C4D-ND-C1D	3.27	108.45	105.07
22	R	311	CLA	CAC-C3C-C2C	-3.27	121.94	127.53
22	r	311	CLA	CAC-C3C-C2C	-3.27	121.94	127.53
22	c	510	CLA	CMB-C2B-C3B	3.27	130.79	124.68
22	B	608	CLA	C4D-CHA-C1A	-3.26	117.28	121.25
22	4	310	CLA	CBC-CAC-C3C	-3.26	103.44	112.43
22	8	310	CLA	CBC-CAC-C3C	-3.26	103.44	112.43
22	4	302	CLA	O2D-CGD-O1D	-3.26	117.46	123.84
22	8	302	CLA	O2D-CGD-O1D	-3.26	117.46	123.84
25	G	608	CHL	O2A-CGA-CBA	3.26	124.50	114.03
25	g	608	CHL	O2A-CGA-CBA	3.26	124.50	114.03
22	B	610	CLA	C3C-C4C-NC	3.26	114.23	110.57
22	d	403	CLA	CHC-C1C-C2C	-3.26	117.71	126.72
22	C	511	CLA	CHC-C1C-C2C	-3.26	117.71	126.72
25	4	307	CHL	CAA-C2A-C3A	-3.26	103.86	112.78
25	8	307	CHL	CAA-C2A-C3A	-3.26	103.86	112.78
22	c	510	CLA	C3C-C4C-NC	3.26	114.22	110.57
22	b	615	CLA	CMB-C2B-C3B	3.25	130.76	124.68
22	A	403	CLA	C2D-C1D-ND	3.25	112.50	110.10
25	R	305	CHL	CMB-C2B-C1B	-3.25	123.47	128.46
25	r	305	CHL	CMB-C2B-C1B	-3.25	123.47	128.46
25	3	309	CHL	CMB-C2B-C1B	-3.25	123.47	128.46
25	7	309	CHL	CMB-C2B-C1B	-3.25	123.47	128.46
22	B	607	CLA	C3C-C4C-NC	3.25	114.21	110.57
22	B	604	CLA	C3B-C4B-NB	3.25	113.41	109.21
22	Y	604	CLA	O2D-CGD-CBD	3.25	117.04	111.27
22	y	604	CLA	O2D-CGD-CBD	3.25	117.04	111.27
22	C	510	CLA	CMB-C2B-C3B	3.25	130.75	124.68
22	s	301	CLA	CAC-C3C-C2C	-3.25	121.98	127.53
22	d	401	CLA	C3C-C4C-NC	3.24	114.21	110.57
22	Y	612	CLA	CHC-C1C-C2C	-3.24	117.76	126.72
22	y	612	CLA	CHC-C1C-C2C	-3.24	117.76	126.72
22	3	310	CLA	C4D-CHA-C1A	-3.24	117.31	121.25
22	7	310	CLA	C4D-CHA-C1A	-3.24	117.31	121.25
25	Y	608	CHL	CMB-C2B-C1B	-3.24	123.48	128.46

*Continued on next page...*

*Continued from previous page...*

Mol	Chain	Res	Type	Atoms	Z	Observed(°)	Ideal(°)
25	y	608	CHL	CMB-C2B-C1B	-3.24	123.48	128.46
22	3	310	CLA	O2D-CGD-O1D	-3.24	117.50	123.84
22	7	310	CLA	O2D-CGD-O1D	-3.24	117.50	123.84
22	B	608	CLA	C3C-C4C-NC	3.24	114.20	110.57
25	N	606	CHL	O2A-CGA-CBA	3.24	124.43	114.03
25	n	606	CHL	O2A-CGA-CBA	3.24	124.43	114.03
25	Y	609	CHL	CAA-CBA-CGA	3.23	121.09	112.51
25	y	609	CHL	CAA-CBA-CGA	3.23	121.09	112.51
22	D	401	CLA	C4A-NA-C1A	-3.23	105.25	106.71
25	N	608	CHL	CMB-C2B-C1B	-3.23	123.49	128.46
25	n	608	CHL	CMB-C2B-C1B	-3.23	123.49	128.46
22	2	609	CLA	C4D-CHA-C1A	-3.23	117.31	121.25
22	6	609	CLA	C4D-CHA-C1A	-3.23	117.31	121.25
22	D	401	CLA	O2D-CGD-CBD	3.23	117.01	111.27
22	d	401	CLA	CAA-C2A-C3A	-3.23	103.93	112.78
22	d	401	CLA	CBC-CAC-C3C	-3.23	103.52	112.43
22	2	602	CLA	C3C-C4C-NC	3.23	114.19	110.57
22	6	602	CLA	C3C-C4C-NC	3.23	114.19	110.57
24	e	101	HEM	C3B-C2B-C1B	3.23	108.88	106.49
25	G	607	CHL	O2D-CGD-CBD	3.23	117.01	111.27
25	g	607	CHL	O2D-CGD-CBD	3.23	117.01	111.27
25	N	609	CHL	CMB-C2B-C1B	-3.23	123.50	128.46
25	n	609	CHL	CMB-C2B-C1B	-3.23	123.50	128.46
22	2	604	CLA	CAC-C3C-C2C	-3.23	122.01	127.53
22	6	604	CLA	CAC-C3C-C2C	-3.23	122.01	127.53
22	c	506	CLA	CMD-C2D-C3D	3.23	135.03	127.61
22	b	611	CLA	CBC-CAC-C3C	-3.22	103.54	112.43
22	G	604	CLA	CAC-C3C-C2C	-3.22	122.02	127.53
22	g	604	CLA	CAC-C3C-C2C	-3.22	122.02	127.53
22	C	505	CLA	CHC-C1C-C2C	-3.22	117.81	126.72
25	4	301	CHL	O2D-CGD-CBD	3.22	117.00	111.27
25	8	301	CHL	O2D-CGD-CBD	3.22	117.00	111.27
22	c	503	CLA	CAC-C3C-C2C	-3.22	122.02	127.53
22	2	609	CLA	OBD-CAD-C3D	-3.22	120.77	128.52
22	6	609	CLA	OBD-CAD-C3D	-3.22	120.77	128.52
22	B	608	CLA	CHC-C1C-C2C	-3.22	117.81	126.72
22	c	507	CLA	CMC-C2C-C3C	3.22	134.86	126.12
25	G	606	CHL	O2A-CGA-CBA	3.22	124.37	114.03
25	g	606	CHL	O2A-CGA-CBA	3.22	124.37	114.03
22	B	611	CLA	CBC-CAC-C3C	-3.22	103.56	112.43
23	A	404	PHO	CMD-C2D-C3D	3.22	130.70	124.68
22	Y	612	CLA	C4A-NA-C1A	-3.22	105.26	106.71

*Continued on next page...*

*Continued from previous page...*

Mol	Chain	Res	Type	Atoms	Z	Observed(°)	Ideal(°)
22	y	612	CLA	C4A-NA-C1A	-3.22	105.26	106.71
22	Y	613	CLA	C3C-C4C-NC	3.22	114.18	110.57
22	y	613	CLA	C3C-C4C-NC	3.22	114.18	110.57
22	3	305	CLA	CAC-C3C-C2C	-3.21	122.03	127.53
22	7	305	CLA	CAC-C3C-C2C	-3.21	122.03	127.53
22	3	303	CLA	C3C-C4C-NC	3.21	114.17	110.57
22	7	303	CLA	C3C-C4C-NC	3.21	114.17	110.57
25	1	607	CHL	O1D-CGD-CBD	-3.21	117.91	124.48
25	5	607	CHL	O1D-CGD-CBD	-3.21	117.91	124.48
22	b	609	CLA	CAC-C3C-C2C	-3.21	122.04	127.53
25	Y	601	CHL	O2A-CGA-CBA	3.21	124.33	114.03
25	y	601	CHL	O2A-CGA-CBA	3.21	124.33	114.03
22	b	604	CLA	CMD-C2D-C3D	3.21	134.99	127.61
22	b	613	CLA	CMA-C3A-C4A	-3.21	103.15	111.77
22	3	313	CLA	C3C-C4C-NC	3.21	114.17	110.57
22	7	313	CLA	C3C-C4C-NC	3.21	114.17	110.57
22	1	614	CLA	CHC-C1C-C2C	-3.21	117.85	126.72
22	5	614	CLA	CHC-C1C-C2C	-3.21	117.85	126.72
22	S	314	CLA	CAC-C3C-C2C	-3.21	122.05	127.53
22	s	314	CLA	CAC-C3C-C2C	-3.21	122.05	127.53
22	a	403	CLA	CED-O2D-CGD	3.21	123.19	115.94
22	c	501	CLA	CHC-C1C-C2C	-3.21	117.85	126.72
22	C	504	CLA	CHC-C1C-C2C	-3.21	117.86	126.72
22	B	610	CLA	CBC-CAC-C3C	-3.20	103.60	112.43
22	B	609	CLA	C3C-C4C-NC	3.20	114.16	110.57
25	N	609	CHL	CAA-C2A-C3A	-3.20	104.00	112.78
25	n	609	CHL	CAA-C2A-C3A	-3.20	104.00	112.78
25	3	307	CHL	O2A-CGA-CBA	3.20	124.32	114.03
25	7	307	CHL	O2A-CGA-CBA	3.20	124.32	114.03
22	c	502	CLA	CHC-C1C-C2C	-3.20	117.86	126.72
22	B	606	CLA	C4D-CHA-C1A	-3.20	117.35	121.25
22	Y	604	CLA	CAC-C3C-C2C	-3.20	122.05	127.53
22	y	604	CLA	CAC-C3C-C2C	-3.20	122.05	127.53
22	R	310	CLA	CGD-CBD-CAD	-3.20	100.37	110.73
22	r	310	CLA	CGD-CBD-CAD	-3.20	100.37	110.73
22	B	605	CLA	CHC-C1C-C2C	-3.20	117.88	126.72
25	2	606	CHL	O2A-CGA-CBA	3.20	124.30	114.03
25	6	606	CHL	O2A-CGA-CBA	3.20	124.30	114.03
22	C	502	CLA	CHD-C4C-NC	3.20	129.24	124.20
22	d	403	CLA	CGD-CBD-CAD	-3.20	100.39	110.73
22	R	312	CLA	CBC-CAC-C3C	-3.19	103.62	112.43
22	r	312	CLA	CBC-CAC-C3C	-3.19	103.62	112.43

*Continued on next page...*

*Continued from previous page...*

Mol	Chain	Res	Type	Atoms	Z	Observed(°)	Ideal(°)
22	1	602	CLA	CBC-CAC-C3C	-3.19	103.62	112.43
22	5	602	CLA	CBC-CAC-C3C	-3.19	103.62	112.43
24	E	101	HEM	C4B-CHC-C1C	3.19	126.77	122.56
22	D	403	CLA	CHC-C1C-C2C	-3.19	117.90	126.72
22	b	603	CLA	C2D-C1D-ND	3.19	112.45	110.10
22	3	305	CLA	CBC-CAC-C3C	-3.19	103.65	112.43
22	7	305	CLA	CBC-CAC-C3C	-3.19	103.65	112.43
22	A	403	CLA	C3C-C4C-NC	3.19	114.14	110.57
22	C	505	CLA	CMD-C2D-C3D	3.19	134.94	127.61
22	1	604	CLA	CMD-C2D-C3D	3.18	134.94	127.61
22	5	604	CLA	CMD-C2D-C3D	3.18	134.94	127.61
22	B	607	CLA	CBC-CAC-C3C	-3.18	103.65	112.43
22	b	603	CLA	C1D-CHD-C4C	-3.18	119.19	126.06
25	1	615	CHL	CAA-C2A-C3A	-3.18	104.06	112.78
25	5	615	CHL	CAA-C2A-C3A	-3.18	104.06	112.78
22	B	611	CLA	CMD-C2D-C3D	3.18	134.93	127.61
25	Y	607	CHL	O2D-CGD-CBD	3.18	116.92	111.27
25	y	607	CHL	O2D-CGD-CBD	3.18	116.92	111.27
22	b	609	CLA	C3C-C4C-NC	3.18	114.14	110.57
22	2	613	CLA	CBC-CAC-C3C	-3.18	103.67	112.43
22	6	613	CLA	CBC-CAC-C3C	-3.18	103.67	112.43
25	N	608	CHL	CBA-CAA-C2A	3.18	123.24	113.86
25	n	608	CHL	CBA-CAA-C2A	3.18	123.24	113.86
22	G	604	CLA	CAA-CBA-CGA	3.18	120.94	112.51
22	g	604	CLA	CAA-CBA-CGA	3.18	120.94	112.51
22	c	512	CLA	CHC-C1C-C2C	-3.18	117.94	126.72
22	a	402	CLA	C4A-NA-C1A	-3.17	105.28	106.71
25	G	605	CHL	O2D-CGD-CBD	3.17	116.91	111.27
25	g	605	CHL	O2D-CGD-CBD	3.17	116.91	111.27
22	D	401	CLA	OBD-CAD-C3D	-3.17	120.88	128.52
23	A	404	PHO	CMA-C3A-C4A	-3.17	107.43	114.38
22	R	308	CLA	CMD-C2D-C3D	3.17	134.91	127.61
22	r	308	CLA	CMD-C2D-C3D	3.17	134.91	127.61
25	Y	608	CHL	O2A-CGA-CBA	3.17	124.22	114.03
25	y	608	CHL	O2A-CGA-CBA	3.17	124.22	114.03
25	4	301	CHL	O2A-CGA-CBA	3.17	124.21	114.03
25	8	301	CHL	O2A-CGA-CBA	3.17	124.21	114.03
25	R	304	CHL	CAA-C2A-C3A	-3.17	104.10	112.78
25	r	304	CHL	CAA-C2A-C3A	-3.17	104.10	112.78
22	C	512	CLA	C4A-NA-C1A	-3.17	105.28	106.71
22	A	405	CLA	CAC-C3C-C2C	-3.16	122.12	127.53
22	A	403	CLA	CBC-CAC-C3C	-3.16	103.72	112.43

*Continued on next page...*

*Continued from previous page...*

Mol	Chain	Res	Type	Atoms	Z	Observed(°)	Ideal(°)
22	N	610	CLA	OBD-CAD-C3D	-3.16	120.91	128.52
22	n	610	CLA	OBD-CAD-C3D	-3.16	120.91	128.52
22	C	501	CLA	CMB-C2B-C3B	3.16	130.59	124.68
22	B	606	CLA	O2D-CGD-O1D	-3.16	117.66	123.84
22	a	402	CLA	CBC-CAC-C3C	-3.16	103.73	112.43
22	R	312	CLA	C3C-C4C-NC	3.16	114.11	110.57
22	r	312	CLA	C3C-C4C-NC	3.16	114.11	110.57
22	a	402	CLA	C3C-C4C-NC	3.15	114.11	110.57
22	Y	604	CLA	C4A-NA-C1A	-3.15	105.29	106.71
22	y	604	CLA	C4A-NA-C1A	-3.15	105.29	106.71
25	Y	609	CHL	CMB-C2B-C1B	-3.15	123.62	128.46
25	y	609	CHL	CMB-C2B-C1B	-3.15	123.62	128.46
22	c	505	CLA	CHC-C1C-C2C	-3.15	118.00	126.72
22	C	501	CLA	CHC-C1C-C2C	-3.15	118.01	126.72
22	Y	603	CLA	CAC-C3C-C2C	-3.15	122.15	127.53
22	y	603	CLA	CAC-C3C-C2C	-3.15	122.15	127.53
22	B	603	CLA	CMB-C2B-C1B	-3.14	123.63	128.46
22	1	611	CLA	C3C-C4C-NC	3.14	114.09	110.57
22	5	611	CLA	C3C-C4C-NC	3.14	114.09	110.57
22	C	508	CLA	CMC-C2C-C3C	3.14	134.65	126.12
25	1	606	CHL	O2A-CGA-CBA	3.14	124.12	114.03
25	5	606	CHL	O2A-CGA-CBA	3.14	124.12	114.03
22	4	309	CLA	C1D-ND-C4D	3.14	108.57	106.33
22	8	309	CLA	C1D-ND-C4D	3.14	108.57	106.33
25	Y	607	CHL	CMB-C2B-C1B	-3.14	123.64	128.46
25	y	607	CHL	CMB-C2B-C1B	-3.14	123.64	128.46
22	4	309	CLA	CAC-C3C-C2C	-3.14	122.16	127.53
22	8	309	CLA	CAC-C3C-C2C	-3.14	122.16	127.53
23	d	402	PHO	CMA-C3A-C4A	-3.14	107.50	114.38
22	a	403	CLA	CBC-CAC-C3C	-3.14	103.78	112.43
25	1	609	CHL	CMB-C2B-C1B	-3.14	123.64	128.46
25	5	609	CHL	CMB-C2B-C1B	-3.14	123.64	128.46
22	C	511	CLA	C2D-C1D-ND	3.14	112.42	110.10
22	d	404	CLA	CBC-CAC-C3C	-3.14	103.79	112.43
22	B	601	CLA	C1D-ND-C4D	3.13	108.56	106.33
22	B	615	CLA	CHC-C1C-C2C	-3.13	118.06	126.72
22	N	604	CLA	CAC-C3C-C2C	-3.13	122.17	127.53
22	n	604	CLA	CAC-C3C-C2C	-3.13	122.17	127.53
22	D	403	CLA	CAA-C2A-C3A	-3.13	104.20	112.78
22	B	611	CLA	CAC-C3C-C2C	-3.13	122.17	127.53
22	N	602	CLA	CAC-C3C-C2C	-3.13	122.18	127.53
22	n	602	CLA	CAC-C3C-C2C	-3.13	122.18	127.53

*Continued on next page...*



*Continued from previous page...*

Mol	Chain	Res	Type	Atoms	Z	Observed(°)	Ideal(°)
22	C	504	CLA	CBC-CAC-C3C	-3.13	103.81	112.43
22	C	503	CLA	C3C-C4C-NC	3.13	114.08	110.57
22	2	610	CLA	C3C-C4C-NC	3.13	114.08	110.57
22	6	610	CLA	C3C-C4C-NC	3.13	114.08	110.57
22	2	604	CLA	CBC-CAC-C3C	-3.13	103.81	112.43
22	6	604	CLA	CBC-CAC-C3C	-3.13	103.81	112.43
22	4	304	CLA	CAC-C3C-C2C	-3.13	122.18	127.53
22	8	304	CLA	CAC-C3C-C2C	-3.13	122.18	127.53
22	b	613	CLA	CHC-C1C-C2C	-3.12	118.08	126.72
25	1	609	CHL	O2D-CGD-CBD	3.12	116.81	111.27
25	5	609	CHL	O2D-CGD-CBD	3.12	116.81	111.27
22	Y	611	CLA	C3C-C4C-NC	3.12	114.07	110.57
22	y	611	CLA	C3C-C4C-NC	3.12	114.07	110.57
22	b	611	CLA	CAC-C3C-C2C	-3.12	122.19	127.53
25	S	308	CHL	CBA-CAA-C2A	3.12	123.07	113.86
25	s	308	CHL	CBA-CAA-C2A	3.12	123.07	113.86
22	B	611	CLA	CAA-C2A-C3A	-3.12	104.24	112.78
22	B	616	CLA	C1D-ND-C4D	3.12	108.55	106.33
22	a	402	CLA	O2D-CGD-CBD	3.12	116.81	111.27
22	C	510	CLA	CHC-C1C-C2C	-3.12	118.10	126.72
22	D	403	CLA	CMD-C2D-C3D	3.12	134.78	127.61
22	Y	610	CLA	C4D-CHA-C1A	-3.11	117.46	121.25
22	y	610	CLA	C4D-CHA-C1A	-3.11	117.46	121.25
22	G	603	CLA	CHC-C1C-C2C	-3.11	118.11	126.72
22	g	603	CLA	CHC-C1C-C2C	-3.11	118.11	126.72
22	S	303	CLA	CAC-C3C-C2C	-3.11	122.20	127.53
22	s	303	CLA	CAC-C3C-C2C	-3.11	122.20	127.53
22	S	312	CLA	CAC-C3C-C2C	-3.11	122.20	127.53
22	s	312	CLA	CAC-C3C-C2C	-3.11	122.20	127.53
22	b	611	CLA	C3C-C4C-NC	3.11	114.06	110.57
22	s	301	CLA	CBC-CAC-C3C	-3.11	103.85	112.43
25	1	608	CHL	O2A-CGA-CBA	3.11	124.03	114.03
25	5	608	CHL	O2A-CGA-CBA	3.11	124.03	114.03
22	S	301	CLA	CBC-CAC-C3C	-3.11	103.86	112.43
22	3	314	CLA	CAC-C3C-C2C	-3.11	122.21	127.53
22	7	314	CLA	CAC-C3C-C2C	-3.11	122.21	127.53
22	G	610	CLA	OBD-CAD-C3D	-3.11	121.05	128.52
22	g	610	CLA	OBD-CAD-C3D	-3.11	121.05	128.52
22	2	611	CLA	C3C-C4C-NC	3.10	114.05	110.57
22	6	611	CLA	C3C-C4C-NC	3.10	114.05	110.57
22	Y	603	CLA	CMD-C2D-C3D	3.10	134.75	127.61
22	y	603	CLA	CMD-C2D-C3D	3.10	134.75	127.61

*Continued on next page...*

*Continued from previous page...*

Mol	Chain	Res	Type	Atoms	Z	Observed(°)	Ideal(°)
23	D	402	PHO	CMA-C3A-C4A	-3.10	107.59	114.38
22	c	508	CLA	C3C-C4C-NC	3.10	114.05	110.57
22	A	402	CLA	CMD-C2D-C3D	3.10	134.74	127.61
22	S	314	CLA	C3C-C4C-NC	3.10	114.05	110.57
22	s	314	CLA	C3C-C4C-NC	3.10	114.05	110.57
25	R	306	CHL	O2A-CGA-CBA	3.10	123.98	114.03
25	r	306	CHL	O2A-CGA-CBA	3.10	123.98	114.03
22	B	611	CLA	CMB-C2B-C3B	3.10	130.47	124.68
25	1	608	CHL	CAA-C2A-C3A	-3.10	104.30	112.78
25	5	608	CHL	CAA-C2A-C3A	-3.10	104.30	112.78
22	1	612	CLA	CMD-C2D-C3D	3.10	134.74	127.61
22	5	612	CLA	CMD-C2D-C3D	3.10	134.74	127.61
22	2	602	CLA	CAC-C3C-C2C	-3.10	122.23	127.53
22	6	602	CLA	CAC-C3C-C2C	-3.10	122.23	127.53
22	3	303	CLA	CBC-CAC-C3C	-3.10	103.89	112.43
22	7	303	CLA	CBC-CAC-C3C	-3.10	103.89	112.43
22	b	613	CLA	CAC-C3C-C2C	-3.10	122.23	127.53
25	G	608	CHL	O2D-CGD-CBD	3.10	116.77	111.27
25	g	608	CHL	O2D-CGD-CBD	3.10	116.77	111.27
22	R	307	CLA	C3C-C4C-NC	3.10	114.04	110.57
22	r	307	CLA	C3C-C4C-NC	3.10	114.04	110.57
22	b	608	CLA	CAC-C3C-C2C	-3.10	122.23	127.53
22	Y	611	CLA	CAC-C3C-C2C	-3.10	122.23	127.53
22	y	611	CLA	CAC-C3C-C2C	-3.10	122.23	127.53
22	N	610	CLA	CMB-C2B-C3B	3.10	130.47	124.68
22	n	610	CLA	CMB-C2B-C3B	3.10	130.47	124.68
22	1	604	CLA	CAC-C3C-C2C	-3.09	122.24	127.53
22	5	604	CLA	CAC-C3C-C2C	-3.09	122.24	127.53
22	B	613	CLA	CAC-C3C-C2C	-3.09	122.24	127.53
22	R	309	CLA	CAC-C3C-C2C	-3.09	122.24	127.53
22	G	602	CLA	CAC-C3C-C2C	-3.09	122.24	127.53
22	r	309	CLA	CAC-C3C-C2C	-3.09	122.24	127.53
22	g	602	CLA	CAC-C3C-C2C	-3.09	122.24	127.53
22	1	611	CLA	CMD-C2D-C3D	3.09	134.73	127.61
22	5	611	CLA	CMD-C2D-C3D	3.09	134.73	127.61
22	N	603	CLA	CHC-C1C-C2C	-3.09	118.16	126.72
22	n	603	CLA	CHC-C1C-C2C	-3.09	118.16	126.72
22	C	511	CLA	CAC-C3C-C2C	-3.09	122.24	127.53
22	b	613	CLA	OBD-CAD-C3D	-3.09	121.08	128.52
22	N	611	CLA	CAC-C3C-C2C	-3.09	122.24	127.53
22	n	611	CLA	CAC-C3C-C2C	-3.09	122.24	127.53
22	1	614	CLA	O2D-CGD-O1D	-3.09	117.79	123.84

*Continued on next page...*



*Continued from previous page...*

Mol	Chain	Res	Type	Atoms	Z	Observed(°)	Ideal(°)
22	5	614	CLA	O2D-CGD-O1D	-3.09	117.79	123.84
22	G	610	CLA	C4D-CHA-C1A	-3.09	117.49	121.25
22	g	610	CLA	C4D-CHA-C1A	-3.09	117.49	121.25
25	4	308	CHL	O2A-CGA-CBA	3.09	123.96	114.03
25	8	308	CHL	O2A-CGA-CBA	3.09	123.96	114.03
23	a	404	PHO	CMA-C3A-C4A	-3.09	107.61	114.38
22	Y	602	CLA	C3C-C4C-NC	3.09	114.03	110.57
22	y	602	CLA	C3C-C4C-NC	3.09	114.03	110.57
22	2	602	CLA	CBC-CAC-C3C	-3.09	103.92	112.43
22	6	602	CLA	CBC-CAC-C3C	-3.09	103.92	112.43
22	1	610	CLA	C4D-CHA-C1A	-3.09	117.49	121.25
22	5	610	CLA	C4D-CHA-C1A	-3.09	117.49	121.25
22	C	503	CLA	CAC-C3C-C2C	-3.09	122.25	127.53
24	E	101	HEM	C4C-CHD-C1D	3.09	126.63	122.56
22	b	607	CLA	C3C-C4C-NC	3.08	114.03	110.57
25	R	304	CHL	O2A-CGA-CBA	3.08	123.94	114.03
25	r	304	CHL	O2A-CGA-CBA	3.08	123.94	114.03
22	d	403	CLA	CAA-C2A-C3A	-3.08	104.34	112.78
25	4	306	CHL	CAA-C2A-C3A	-3.08	104.34	112.78
25	8	306	CHL	CAA-C2A-C3A	-3.08	104.34	112.78
22	c	504	CLA	CAC-C3C-C2C	-3.08	122.26	127.53
22	G	613	CLA	C3C-C4C-NC	3.08	114.03	110.57
22	g	613	CLA	C3C-C4C-NC	3.08	114.03	110.57
22	b	611	CLA	CHC-C1C-C2C	-3.08	118.20	126.72
22	D	404	CLA	C3C-C4C-NC	3.08	114.03	110.57
22	1	614	CLA	CED-O2D-CGD	3.08	122.90	115.94
22	5	614	CLA	CED-O2D-CGD	3.08	122.90	115.94
22	a	405	CLA	CAC-C3C-C2C	-3.08	122.26	127.53
22	N	613	CLA	CAC-C3C-C2C	-3.08	122.26	127.53
22	n	613	CLA	CAC-C3C-C2C	-3.08	122.26	127.53
22	b	611	CLA	CMD-C2D-C3D	3.08	134.69	127.61
22	N	604	CLA	CMD-C2D-C3D	3.08	134.69	127.61
22	n	604	CLA	CMD-C2D-C3D	3.08	134.69	127.61
22	S	301	CLA	CAC-C3C-C2C	-3.08	122.27	127.53
22	a	403	CLA	CMD-C2D-C3D	3.08	134.69	127.61
25	Y	607	CHL	CAA-C2A-C3A	-3.08	104.35	112.78
25	y	607	CHL	CAA-C2A-C3A	-3.08	104.35	112.78
22	S	309	CLA	O2D-CGD-O1D	-3.08	117.82	123.84
22	s	309	CLA	O2D-CGD-O1D	-3.08	117.82	123.84
22	B	606	CLA	C3C-C4C-NC	3.08	114.02	110.57
22	1	610	CLA	CBC-CAC-C3C	-3.07	103.95	112.43
22	5	610	CLA	CBC-CAC-C3C	-3.07	103.95	112.43

*Continued on next page...*

*Continued from previous page...*

Mol	Chain	Res	Type	Atoms	Z	Observed(°)	Ideal(°)
22	N	614	CLA	CAC-C3C-C2C	-3.07	122.27	127.53
22	n	614	CLA	CAC-C3C-C2C	-3.07	122.27	127.53
22	1	611	CLA	CAC-C3C-C2C	-3.07	122.27	127.53
22	5	611	CLA	CAC-C3C-C2C	-3.07	122.27	127.53
22	c	507	CLA	CGD-CBD-CAD	-3.07	100.78	110.73
25	1	615	CHL	O2A-CGA-CBA	3.07	123.90	114.03
25	5	615	CHL	O2A-CGA-CBA	3.07	123.90	114.03
22	1	602	CLA	CAC-C3C-C2C	-3.07	122.28	127.53
22	5	602	CLA	CAC-C3C-C2C	-3.07	122.28	127.53
23	a	404	PHO	CMC-C2C-C3C	3.07	130.73	124.94
22	B	612	CLA	CHC-C1C-C2C	-3.07	118.23	126.72
22	b	604	CLA	CAC-C3C-C4C	3.07	128.79	124.81
22	4	303	CLA	C3C-C4C-NC	3.07	114.01	110.57
22	8	303	CLA	C3C-C4C-NC	3.07	114.01	110.57
22	R	308	CLA	CMC-C2C-C1C	3.07	129.71	125.04
22	r	308	CLA	CMC-C2C-C1C	3.07	129.71	125.04
22	C	509	CLA	C3C-C4C-NC	3.07	114.01	110.57
25	S	307	CHL	O2A-CGA-CBA	3.07	123.89	114.03
25	s	307	CHL	O2A-CGA-CBA	3.07	123.89	114.03
22	b	602	CLA	C4A-NA-C1A	-3.07	105.33	106.71
25	2	608	CHL	C2A-C1A-CHA	3.07	129.22	123.86
25	6	608	CHL	C2A-C1A-CHA	3.07	129.22	123.86
22	3	311	CLA	CAC-C3C-C2C	-3.07	122.28	127.53
22	7	311	CLA	CAC-C3C-C2C	-3.07	122.28	127.53
22	Y	604	CLA	CAA-C2A-C3A	-3.07	104.38	112.78
22	y	604	CLA	CAA-C2A-C3A	-3.07	104.38	112.78
22	c	505	CLA	CMB-C2B-C3B	3.06	130.41	124.68
22	b	609	CLA	CHC-C1C-C2C	-3.06	118.25	126.72
22	G	611	CLA	CAC-C3C-C2C	-3.06	122.29	127.53
22	g	611	CLA	CAC-C3C-C2C	-3.06	122.29	127.53
22	b	614	CLA	C3C-C4C-NC	3.06	114.01	110.57
25	1	601	CHL	O2A-CGA-CBA	3.06	123.87	114.03
25	5	601	CHL	O2A-CGA-CBA	3.06	123.87	114.03
25	S	306	CHL	CMB-C2B-C1B	-3.06	123.76	128.46
25	s	306	CHL	CMB-C2B-C1B	-3.06	123.76	128.46
22	N	613	CLA	C3C-C4C-NC	3.06	114.00	110.57
22	n	613	CLA	C3C-C4C-NC	3.06	114.00	110.57
22	c	505	CLA	CBC-CAC-C3C	-3.06	104.00	112.43
22	Y	610	CLA	CAC-C3C-C2C	-3.06	122.30	127.53
22	y	610	CLA	CAC-C3C-C2C	-3.06	122.30	127.53
22	1	613	CLA	CAC-C3C-C2C	-3.06	122.30	127.53
22	5	613	CLA	CAC-C3C-C2C	-3.06	122.30	127.53

*Continued on next page...*

*Continued from previous page...*

Mol	Chain	Res	Type	Atoms	Z	Observed(°)	Ideal(°)
22	B	612	CLA	CBC-CAC-C3C	-3.06	104.00	112.43
22	B	601	CLA	CMD-C2D-C3D	3.06	134.65	127.61
22	B	603	CLA	C3C-C4C-NC	3.06	114.00	110.57
22	4	302	CLA	CAC-C3C-C2C	-3.06	122.30	127.53
22	8	302	CLA	CAC-C3C-C2C	-3.06	122.30	127.53
22	A	402	CLA	CBC-CAC-C3C	-3.06	104.00	112.43
22	3	311	CLA	C3C-C4C-NC	3.06	114.00	110.57
22	7	311	CLA	C3C-C4C-NC	3.06	114.00	110.57
22	G	602	CLA	C3C-C4C-NC	3.05	114.00	110.57
22	g	602	CLA	C3C-C4C-NC	3.05	114.00	110.57
22	C	510	CLA	CAC-C3C-C2C	-3.05	122.30	127.53
22	b	603	CLA	CBC-CAC-C3C	-3.05	104.02	112.43
22	N	613	CLA	CMD-C2D-C3D	3.05	134.63	127.61
22	n	613	CLA	CMD-C2D-C3D	3.05	134.63	127.61
24	e	101	HEM	C4B-CHC-C1C	3.05	126.58	122.56
22	Y	613	CLA	CMD-C2D-C3D	3.05	134.63	127.61
22	y	613	CLA	CMD-C2D-C3D	3.05	134.63	127.61
22	c	508	CLA	CMB-C2B-C3B	3.05	130.38	124.68
22	N	610	CLA	O2D-CGD-O1D	-3.05	117.88	123.84
22	n	610	CLA	O2D-CGD-O1D	-3.05	117.88	123.84
22	C	508	CLA	C3C-C4C-NC	3.05	113.99	110.57
22	C	502	CLA	CMD-C2D-C3D	3.05	134.62	127.61
22	Y	613	CLA	CHC-C1C-C2C	-3.04	118.30	126.72
22	y	613	CLA	CHC-C1C-C2C	-3.04	118.30	126.72
22	4	310	CLA	C3C-C4C-NC	3.04	113.98	110.57
22	8	310	CLA	C3C-C4C-NC	3.04	113.98	110.57
25	3	308	CHL	O2A-CGA-CBA	3.04	123.80	114.03
25	7	308	CHL	O2A-CGA-CBA	3.04	123.80	114.03
22	c	504	CLA	CHC-C1C-C2C	-3.04	118.31	126.72
22	Y	612	CLA	CAC-C3C-C2C	-3.04	122.33	127.53
22	y	612	CLA	CAC-C3C-C2C	-3.04	122.33	127.53
22	S	311	CLA	CMD-C2D-C3D	3.04	134.61	127.61
22	s	311	CLA	CMD-C2D-C3D	3.04	134.61	127.61
25	2	606	CHL	CMB-C2B-C1B	-3.04	123.79	128.46
25	6	606	CHL	CMB-C2B-C1B	-3.04	123.79	128.46
22	G	604	CLA	CMD-C2D-C3D	3.04	134.61	127.61
22	g	604	CLA	CMD-C2D-C3D	3.04	134.61	127.61
22	b	606	CLA	CHD-C4C-C3C	-3.04	120.37	124.84
22	S	303	CLA	CED-O2D-CGD	3.04	122.81	115.94
22	s	303	CLA	CED-O2D-CGD	3.04	122.81	115.94
22	4	303	CLA	CAC-C3C-C2C	-3.04	122.33	127.53
22	8	303	CLA	CAC-C3C-C2C	-3.04	122.33	127.53

*Continued on next page...*

*Continued from previous page...*

Mol	Chain	Res	Type	Atoms	Z	Observed(°)	Ideal(°)
23	A	404	PHO	O2D-CGD-CBD	3.04	114.85	111.00
22	3	313	CLA	CAC-C3C-C2C	-3.04	122.33	127.53
22	7	313	CLA	CAC-C3C-C2C	-3.04	122.33	127.53
22	b	612	CLA	CMD-C2D-C3D	3.04	134.60	127.61
22	S	304	CLA	CHC-C1C-C2C	-3.04	118.32	126.72
22	s	304	CLA	CHC-C1C-C2C	-3.04	118.32	126.72
22	c	508	CLA	C4A-NA-C1A	-3.04	105.34	106.71
22	3	310	CLA	CMB-C2B-C3B	3.04	130.36	124.68
22	7	310	CLA	CMB-C2B-C3B	3.04	130.36	124.68
22	B	608	CLA	CAC-C3C-C2C	-3.04	122.34	127.53
25	2	601	CHL	O2A-CGA-CBA	3.03	123.78	114.03
25	6	601	CHL	O2A-CGA-CBA	3.03	123.78	114.03
25	N	608	CHL	O2D-CGD-CBD	3.03	116.66	111.27
25	n	608	CHL	O2D-CGD-CBD	3.03	116.66	111.27
22	S	304	CLA	C3B-C4B-NB	3.03	113.13	109.21
22	s	304	CLA	C3B-C4B-NB	3.03	113.13	109.21
22	b	602	CLA	CMD-C2D-C3D	3.03	134.59	127.61
22	G	613	CLA	CHC-C1C-C2C	-3.03	118.34	126.72
22	g	613	CLA	CHC-C1C-C2C	-3.03	118.34	126.72
22	Y	614	CLA	CHC-C1C-C2C	-3.03	118.34	126.72
22	y	614	CLA	CHC-C1C-C2C	-3.03	118.34	126.72
22	2	609	CLA	CAC-C3C-C2C	-3.03	122.35	127.53
22	6	609	CLA	CAC-C3C-C2C	-3.03	122.35	127.53
22	b	611	CLA	CMB-C2B-C3B	3.03	130.35	124.68
22	3	310	CLA	CAC-C3C-C2C	-3.03	122.35	127.53
22	7	310	CLA	CAC-C3C-C2C	-3.03	122.35	127.53
22	B	601	CLA	C3C-C4C-NC	3.03	113.97	110.57
25	1	607	CHL	O2A-CGA-CBA	3.03	123.76	114.03
25	5	607	CHL	O2A-CGA-CBA	3.03	123.76	114.03
22	c	510	CLA	CHC-C1C-C2C	-3.03	118.35	126.72
22	2	609	CLA	CHD-C4C-NC	3.03	128.97	124.20
22	6	609	CLA	CHD-C4C-NC	3.03	128.97	124.20
22	D	404	CLA	CAC-C3C-C2C	-3.03	122.35	127.53
22	S	304	CLA	CHD-C4C-NC	3.03	128.97	124.20
22	s	304	CLA	CHD-C4C-NC	3.03	128.97	124.20
25	G	601	CHL	O2A-CGA-CBA	3.02	123.75	114.03
25	g	601	CHL	O2A-CGA-CBA	3.02	123.75	114.03
25	N	608	CHL	CAA-C2A-C3A	-3.02	104.50	112.78
25	n	608	CHL	CAA-C2A-C3A	-3.02	104.50	112.78
25	1	615	CHL	O2D-CGD-CBD	3.02	116.64	111.27
25	5	615	CHL	O2D-CGD-CBD	3.02	116.64	111.27
22	N	610	CLA	CMD-C2D-C3D	3.02	134.56	127.61

*Continued on next page...*

*Continued from previous page...*

Mol	Chain	Res	Type	Atoms	Z	Observed(°)	Ideal(°)
22	n	610	CLA	CMD-C2D-C3D	3.02	134.56	127.61
22	S	305	CLA	CGD-CBD-CAD	-3.02	100.95	110.73
22	s	305	CLA	CGD-CBD-CAD	-3.02	100.95	110.73
25	G	609	CHL	C2A-C1A-CHA	3.02	129.14	123.86
25	g	609	CHL	C2A-C1A-CHA	3.02	129.14	123.86
22	d	401	CLA	CMD-C2D-C3D	3.02	134.56	127.61
22	c	511	CLA	CAC-C3C-C2C	-3.02	122.36	127.53
25	R	305	CHL	O2A-CGA-CBA	3.02	123.73	114.03
25	r	305	CHL	O2A-CGA-CBA	3.02	123.73	114.03
22	B	606	CLA	CBC-CAC-C3C	-3.02	104.11	112.43
22	N	612	CLA	CHC-C1C-C2C	-3.02	118.38	126.72
22	n	612	CLA	CHC-C1C-C2C	-3.02	118.38	126.72
22	N	613	CLA	OBD-CAD-C3D	-3.01	121.27	128.52
22	n	613	CLA	OBD-CAD-C3D	-3.01	121.27	128.52
22	B	614	CLA	CBC-CAC-C3C	-3.01	104.13	112.43
25	G	607	CHL	O2A-CGA-CBA	3.01	123.70	114.03
25	g	607	CHL	O2A-CGA-CBA	3.01	123.70	114.03
22	b	605	CLA	CAC-C3C-C2C	-3.01	122.38	127.53
22	4	303	CLA	CMD-C2D-C3D	3.01	134.53	127.61
22	8	303	CLA	CMD-C2D-C3D	3.01	134.53	127.61
25	S	302	CHL	CAA-C2A-C3A	-3.01	104.54	112.78
25	s	302	CHL	CAA-C2A-C3A	-3.01	104.54	112.78
22	2	612	CLA	OBD-CAD-C3D	-3.01	121.28	128.52
22	6	612	CLA	OBD-CAD-C3D	-3.01	121.28	128.52
22	c	505	CLA	CMD-C2D-C3D	3.01	134.53	127.61
22	c	504	CLA	C3C-C4C-NC	3.00	113.94	110.57
22	c	504	CLA	CMB-C2B-C3B	3.00	130.30	124.68
25	N	601	CHL	O2A-CGA-CBA	3.00	123.68	114.03
25	n	601	CHL	O2A-CGA-CBA	3.00	123.68	114.03
22	b	608	CLA	CMD-C2D-C3D	3.00	134.52	127.61
22	G	604	CLA	CHC-C1C-C2C	-3.00	118.42	126.72
22	g	604	CLA	CHC-C1C-C2C	-3.00	118.42	126.72
22	G	614	CLA	CAC-C3C-C2C	-3.00	122.39	127.53
22	g	614	CLA	CAC-C3C-C2C	-3.00	122.39	127.53
22	2	612	CLA	CAC-C3C-C2C	-3.00	122.39	127.53
22	6	612	CLA	CAC-C3C-C2C	-3.00	122.39	127.53
22	c	504	CLA	CBC-CAC-C3C	-3.00	104.16	112.43
22	b	605	CLA	CMD-C2D-C3D	3.00	134.52	127.61
22	4	304	CLA	C3C-C4C-NC	3.00	113.94	110.57
22	8	304	CLA	C3C-C4C-NC	3.00	113.94	110.57
22	C	512	CLA	C3C-C4C-NC	3.00	113.94	110.57
22	Y	604	CLA	CMC-C2C-C1C	3.00	129.61	125.04

*Continued on next page...*

*Continued from previous page...*

Mol	Chain	Res	Type	Atoms	Z	Observed(°)	Ideal(°)
22	y	604	CLA	CMC-C2C-C1C	3.00	129.61	125.04
25	4	305	CHL	O2A-CGA-CBA	3.00	123.67	114.03
25	8	305	CHL	O2A-CGA-CBA	3.00	123.67	114.03
22	Y	610	CLA	CMB-C2B-C3B	3.00	130.29	124.68
22	y	610	CLA	CMB-C2B-C3B	3.00	130.29	124.68
22	c	509	CLA	CMD-C2D-C3D	3.00	134.51	127.61
22	3	303	CLA	CAC-C3C-C2C	-3.00	122.40	127.53
22	7	303	CLA	CAC-C3C-C2C	-3.00	122.40	127.53
23	D	402	PHO	CMB-C2B-C3B	3.00	130.29	124.68
25	2	607	CHL	CAA-C2A-C3A	-3.00	104.57	112.78
25	6	607	CHL	CAA-C2A-C3A	-3.00	104.57	112.78
22	N	613	CLA	CHC-C1C-C2C	-2.99	118.44	126.72
22	n	613	CLA	CHC-C1C-C2C	-2.99	118.44	126.72
25	4	307	CHL	O2A-CGA-CBA	2.99	123.65	114.03
25	8	307	CHL	O2A-CGA-CBA	2.99	123.65	114.03
25	Y	608	CHL	O2D-CGD-CBD	2.99	116.59	111.27
25	y	608	CHL	O2D-CGD-CBD	2.99	116.59	111.27
22	R	302	CLA	CHD-C4C-NC	2.99	128.92	124.20
22	r	302	CLA	CHD-C4C-NC	2.99	128.92	124.20
25	3	301	CHL	O2A-CGA-CBA	2.99	123.65	114.03
25	7	301	CHL	O2A-CGA-CBA	2.99	123.65	114.03
22	R	307	CLA	CHC-C1C-C2C	-2.99	118.44	126.72
22	r	307	CLA	CHC-C1C-C2C	-2.99	118.44	126.72
25	4	306	CHL	O2A-CGA-CBA	2.99	123.64	114.03
25	8	306	CHL	O2A-CGA-CBA	2.99	123.64	114.03
22	N	611	CLA	CHC-C1C-C2C	-2.99	118.45	126.72
22	n	611	CLA	CHC-C1C-C2C	-2.99	118.45	126.72
22	C	511	CLA	CBC-CAC-C3C	-2.99	104.20	112.43
22	S	314	CLA	CHC-C1C-C2C	-2.99	118.46	126.72
22	s	314	CLA	CHC-C1C-C2C	-2.99	118.46	126.72
22	G	610	CLA	O2D-CGD-O1D	-2.98	118.00	123.84
22	g	610	CLA	O2D-CGD-O1D	-2.98	118.00	123.84
22	S	310	CLA	CAC-C3C-C2C	-2.98	122.43	127.53
22	s	310	CLA	CAC-C3C-C2C	-2.98	122.43	127.53
22	1	610	CLA	OBD-CAD-C3D	-2.98	121.34	128.52
22	5	610	CLA	OBD-CAD-C3D	-2.98	121.34	128.52
22	b	612	CLA	C3C-C4C-NC	2.98	113.92	110.57
22	Y	603	CLA	CHC-C1C-C2C	-2.98	118.47	126.72
22	y	603	CLA	CHC-C1C-C2C	-2.98	118.47	126.72
22	G	610	CLA	CHD-C4C-NC	2.98	128.90	124.20
22	g	610	CLA	CHD-C4C-NC	2.98	128.90	124.20
22	2	612	CLA	CMD-C2D-C3D	2.98	134.47	127.61

*Continued on next page...*



*Continued from previous page...*

Mol	Chain	Res	Type	Atoms	Z	Observed(°)	Ideal(°)
22	6	612	CLA	CMD-C2D-C3D	2.98	134.47	127.61
22	B	612	CLA	CMA-C3A-C4A	-2.98	103.76	111.77
22	S	305	CLA	CMB-C2B-C3B	2.98	130.25	124.68
22	s	305	CLA	CMB-C2B-C3B	2.98	130.25	124.68
22	S	303	CLA	CMD-C2D-C3D	2.98	134.47	127.61
22	s	303	CLA	CMD-C2D-C3D	2.98	134.47	127.61
22	S	305	CLA	CAC-C3C-C2C	-2.98	122.43	127.53
22	s	305	CLA	CAC-C3C-C2C	-2.98	122.43	127.53
25	2	605	CHL	O2D-CGD-CBD	2.98	116.56	111.27
25	6	605	CHL	O2D-CGD-CBD	2.98	116.56	111.27
22	3	310	CLA	CHD-C4C-NC	2.98	128.90	124.20
22	7	310	CLA	CHD-C4C-NC	2.98	128.90	124.20
25	3	309	CHL	O2A-CGA-CBA	2.98	123.60	114.03
25	7	309	CHL	O2A-CGA-CBA	2.98	123.60	114.03
22	S	301	CLA	CHC-C1C-C2C	-2.98	118.48	126.72
22	G	611	CLA	CHC-C1C-C2C	-2.98	118.49	126.72
22	g	611	CLA	CHC-C1C-C2C	-2.98	118.49	126.72
25	1	608	CHL	O2D-CGD-CBD	2.98	116.56	111.27
25	5	608	CHL	O2D-CGD-CBD	2.98	116.56	111.27
22	N	612	CLA	CHD-C4C-NC	2.98	128.89	124.20
22	n	612	CLA	CHD-C4C-NC	2.98	128.89	124.20
22	b	607	CLA	CHC-C1C-C2C	-2.98	118.49	126.72
22	3	310	CLA	OBD-CAD-C3D	-2.97	121.36	128.52
22	7	310	CLA	OBD-CAD-C3D	-2.97	121.36	128.52
25	3	302	CHL	O2A-CGA-CBA	2.97	123.58	114.03
25	7	302	CHL	O2A-CGA-CBA	2.97	123.58	114.03
22	b	610	CLA	CHC-C1C-C2C	-2.97	118.50	126.72
22	Y	611	CLA	CHD-C4C-NC	2.97	128.89	124.20
22	y	611	CLA	CHD-C4C-NC	2.97	128.89	124.20
25	G	609	CHL	C3A-C2A-C1A	2.97	105.79	101.34
25	g	609	CHL	C3A-C2A-C1A	2.97	105.79	101.34
22	R	310	CLA	C3C-C4C-NC	2.97	113.90	110.57
22	r	310	CLA	C3C-C4C-NC	2.97	113.90	110.57
22	B	603	CLA	CHC-C1C-C2C	-2.97	118.51	126.72
22	Y	612	CLA	CMD-C2D-C3D	2.97	134.44	127.61
22	y	612	CLA	CMD-C2D-C3D	2.97	134.44	127.61
22	1	610	CLA	CMD-C2D-C3D	2.97	134.44	127.61
22	5	610	CLA	CMD-C2D-C3D	2.97	134.44	127.61
22	B	609	CLA	CHC-C1C-C2C	-2.97	118.51	126.72
22	B	602	CLA	CMD-C2D-C3D	2.97	134.44	127.61
22	b	607	CLA	CBC-CAC-C3C	-2.97	104.25	112.43
22	C	509	CLA	CMD-C2D-C3D	2.97	134.44	127.61

*Continued on next page...*

*Continued from previous page...*

Mol	Chain	Res	Type	Atoms	Z	Observed(°)	Ideal(°)
22	b	613	CLA	CMD-C2D-C3D	2.97	134.44	127.61
22	d	401	CLA	CHC-C1C-C2C	-2.97	118.52	126.72
22	S	311	CLA	C4A-NA-C1A	-2.96	105.37	106.71
22	s	311	CLA	C4A-NA-C1A	-2.96	105.37	106.71
25	3	309	CHL	C2A-C1A-CHA	2.96	129.04	123.86
25	7	309	CHL	C2A-C1A-CHA	2.96	129.04	123.86
22	R	308	CLA	O2D-CGD-O1D	-2.96	118.04	123.84
22	r	308	CLA	O2D-CGD-O1D	-2.96	118.04	123.84
25	R	305	CHL	CAA-CBA-CGA	2.96	120.37	112.51
25	r	305	CHL	CAA-CBA-CGA	2.96	120.37	112.51
22	B	615	CLA	CMD-C2D-C3D	2.96	134.43	127.61
22	b	601	CLA	CMD-C2D-C3D	2.96	134.43	127.61
22	b	601	CLA	CHD-C4C-NC	2.96	128.87	124.20
22	b	602	CLA	CHD-C4C-NC	2.96	128.87	124.20
22	b	616	CLA	O2D-CGD-O1D	-2.96	118.05	123.84
25	Y	607	CHL	O2A-CGA-CBA	2.96	123.54	114.03
25	y	607	CHL	O2A-CGA-CBA	2.96	123.54	114.03
22	Y	614	CLA	O2D-CGD-O1D	-2.96	118.05	123.84
22	y	614	CLA	O2D-CGD-O1D	-2.96	118.05	123.84
22	c	502	CLA	C3C-C4C-NC	2.96	113.89	110.57
22	S	314	CLA	CMD-C2D-C3D	2.96	134.42	127.61
22	s	314	CLA	CMD-C2D-C3D	2.96	134.42	127.61
25	2	607	CHL	O2D-CGD-CBD	2.96	116.52	111.27
25	6	607	CHL	O2D-CGD-CBD	2.96	116.52	111.27
22	C	507	CLA	CHC-C1C-C2C	-2.96	118.54	126.72
22	N	602	CLA	C3C-C4C-NC	2.96	113.89	110.57
22	n	602	CLA	C3C-C4C-NC	2.96	113.89	110.57
25	Y	605	CHL	O2D-CGD-CBD	2.96	116.52	111.27
25	y	605	CHL	O2D-CGD-CBD	2.96	116.52	111.27
22	C	509	CLA	CMB-C2B-C3B	2.96	130.21	124.68
24	e	101	HEM	C4C-CHD-C1D	2.95	126.46	122.56
22	R	309	CLA	C3C-C4C-NC	2.95	113.88	110.57
22	r	309	CLA	C3C-C4C-NC	2.95	113.88	110.57
22	C	512	CLA	CBC-CAC-C3C	-2.95	104.30	112.43
22	B	609	CLA	OBD-CAD-C3D	-2.95	121.42	128.52
22	S	303	CLA	C3C-C4C-NC	2.95	113.88	110.57
22	s	303	CLA	C3C-C4C-NC	2.95	113.88	110.57
22	G	612	CLA	CAC-C3C-C2C	-2.95	122.48	127.53
22	g	612	CLA	CAC-C3C-C2C	-2.95	122.48	127.53
22	Y	610	CLA	CMD-C2D-C3D	2.95	134.39	127.61
22	y	610	CLA	CMD-C2D-C3D	2.95	134.39	127.61
22	3	312	CLA	CMD-C2D-C3D	2.95	134.39	127.61

*Continued on next page...*



*Continued from previous page...*

Mol	Chain	Res	Type	Atoms	Z	Observed(°)	Ideal(°)
22	7	312	CLA	CMD-C2D-C3D	2.95	134.39	127.61
25	G	601	CHL	CMB-C2B-C3B	2.95	130.19	124.68
25	g	601	CHL	CMB-C2B-C3B	2.95	130.19	124.68
22	G	613	CLA	CMD-C2D-C3D	2.95	134.39	127.61
22	g	613	CLA	CMD-C2D-C3D	2.95	134.39	127.61
22	1	610	CLA	CAC-C3C-C2C	-2.94	122.50	127.53
22	5	610	CLA	CAC-C3C-C2C	-2.94	122.50	127.53
22	4	302	CLA	CHC-C1C-C2C	-2.94	118.58	126.72
22	8	302	CLA	CHC-C1C-C2C	-2.94	118.58	126.72
22	S	310	CLA	C3C-C4C-NC	2.94	113.87	110.57
22	s	310	CLA	C3C-C4C-NC	2.94	113.87	110.57
22	b	610	CLA	CGD-CBD-CAD	-2.94	101.21	110.73
22	2	611	CLA	CMD-C2D-C3D	2.94	134.38	127.61
22	6	611	CLA	CMD-C2D-C3D	2.94	134.38	127.61
22	B	601	CLA	CBC-CAC-C3C	-2.94	104.32	112.43
22	c	502	CLA	CMD-C2D-C3D	2.94	134.38	127.61
22	b	610	CLA	CMD-C2D-C3D	2.94	134.38	127.61
22	D	403	CLA	CMC-C2C-C1C	2.94	129.51	125.04
22	2	613	CLA	CAC-C3C-C2C	-2.94	122.50	127.53
22	6	613	CLA	CAC-C3C-C2C	-2.94	122.50	127.53
25	N	609	CHL	C2A-C1A-CHA	2.94	129.00	123.86
25	n	609	CHL	C2A-C1A-CHA	2.94	129.00	123.86
22	D	403	CLA	CGD-CBD-CAD	-2.94	101.22	110.73
22	G	612	CLA	CGD-CBD-CAD	-2.94	101.22	110.73
22	g	612	CLA	CGD-CBD-CAD	-2.94	101.22	110.73
22	B	613	CLA	C4A-NA-C1A	-2.94	105.39	106.71
22	G	610	CLA	CAC-C3C-C2C	-2.93	122.51	127.53
22	g	610	CLA	CAC-C3C-C2C	-2.93	122.51	127.53
22	S	310	CLA	CAA-C2A-C3A	-2.93	104.74	112.78
22	s	310	CLA	CAA-C2A-C3A	-2.93	104.74	112.78
22	G	604	CLA	C4A-NA-C1A	-2.93	105.39	106.71
22	g	604	CLA	C4A-NA-C1A	-2.93	105.39	106.71
22	B	616	CLA	C3C-C4C-NC	2.93	113.86	110.57
22	1	603	CLA	C3C-C4C-NC	2.93	113.86	110.57
22	5	603	CLA	C3C-C4C-NC	2.93	113.86	110.57
22	a	405	CLA	CMB-C2B-C3B	2.93	130.17	124.68
22	B	615	CLA	CED-O2D-CGD	2.93	122.57	115.94
22	a	402	CLA	CMD-C2D-C3D	2.93	134.36	127.61
22	s	301	CLA	C3C-C4C-NC	2.93	113.86	110.57
22	2	604	CLA	C3C-C4C-NC	2.93	113.86	110.57
22	6	604	CLA	C3C-C4C-NC	2.93	113.86	110.57
22	4	304	CLA	CMD-C2D-C3D	2.93	134.36	127.61

*Continued on next page...*

*Continued from previous page...*

Mol	Chain	Res	Type	Atoms	Z	Observed(°)	Ideal(°)
22	8	304	CLA	CMD-C2D-C3D	2.93	134.36	127.61
22	b	615	CLA	O2D-CGD-O1D	-2.93	118.11	123.84
22	c	503	CLA	CHC-C1C-C2C	-2.93	118.62	126.72
22	R	312	CLA	CAC-C3C-C2C	-2.93	122.52	127.53
22	r	312	CLA	CAC-C3C-C2C	-2.93	122.52	127.53
22	B	610	CLA	CHC-C1C-C2C	-2.93	118.62	126.72
25	N	607	CHL	O2A-CGA-CBA	2.93	123.43	114.03
25	n	607	CHL	O2A-CGA-CBA	2.93	123.43	114.03
22	B	613	CLA	CMA-C3A-C4A	-2.93	103.91	111.77
25	S	308	CHL	O2A-CGA-CBA	2.93	123.43	114.03
25	s	308	CHL	O2A-CGA-CBA	2.93	123.43	114.03
22	G	610	CLA	CMD-C2D-C3D	2.92	134.34	127.61
22	g	610	CLA	CMD-C2D-C3D	2.92	134.34	127.61
22	Y	603	CLA	CHD-C4C-NC	2.92	128.81	124.20
22	y	603	CLA	CHD-C4C-NC	2.92	128.81	124.20
22	3	313	CLA	CMD-C2D-C3D	2.92	134.34	127.61
22	7	313	CLA	CMD-C2D-C3D	2.92	134.34	127.61
22	N	614	CLA	CHC-C1C-C2C	-2.92	118.64	126.72
22	n	614	CLA	CHC-C1C-C2C	-2.92	118.64	126.72
22	B	609	CLA	O2D-CGD-O1D	-2.92	118.12	123.84
22	C	508	CLA	OBD-CAD-C3D	-2.92	121.49	128.52
25	S	302	CHL	O2A-CGA-CBA	2.92	123.42	114.03
25	s	302	CHL	O2A-CGA-CBA	2.92	123.42	114.03
22	R	301	CLA	O2D-CGD-O1D	-2.92	118.13	123.84
22	r	301	CLA	O2D-CGD-O1D	-2.92	118.13	123.84
22	S	303	CLA	CHD-C4C-NC	2.92	128.81	124.20
22	s	303	CLA	CHD-C4C-NC	2.92	128.81	124.20
22	B	613	CLA	OBD-CAD-C3D	-2.92	121.49	128.52
22	D	404	CLA	CHC-C1C-C2C	-2.92	118.65	126.72
22	C	508	CLA	C2D-C1D-ND	2.92	112.25	110.10
22	d	404	CLA	CAC-C3C-C2C	-2.92	122.54	127.53
22	1	613	CLA	C3C-C4C-NC	2.92	113.84	110.57
22	5	613	CLA	C3C-C4C-NC	2.92	113.84	110.57
25	3	301	CHL	O1D-CGD-CBD	-2.92	118.52	124.48
25	7	301	CHL	O1D-CGD-CBD	-2.92	118.52	124.48
22	a	403	CLA	C4A-NA-C1A	-2.92	105.39	106.71
22	G	602	CLA	CMD-C2D-C3D	2.92	134.32	127.61
22	g	602	CLA	CMD-C2D-C3D	2.92	134.32	127.61
22	b	611	CLA	C3B-C4B-NB	2.91	112.98	109.21
22	Y	611	CLA	CHC-C1C-C2C	-2.91	118.66	126.72
22	y	611	CLA	CHC-C1C-C2C	-2.91	118.66	126.72
22	c	505	CLA	C3C-C4C-NC	2.91	113.84	110.57

*Continued on next page...*

*Continued from previous page...*

Mol	Chain	Res	Type	Atoms	Z	Observed(°)	Ideal(°)
22	c	510	CLA	CAC-C3C-C2C	-2.91	122.55	127.53
22	S	313	CLA	C4A-NA-C1A	-2.91	105.40	106.71
22	s	313	CLA	C4A-NA-C1A	-2.91	105.40	106.71
22	B	604	CLA	CMD-C2D-C3D	2.91	134.31	127.61
25	G	609	CHL	CAA-CBA-CGA	2.91	120.23	112.51
25	g	609	CHL	CAA-CBA-CGA	2.91	120.23	112.51
22	S	312	CLA	CGD-CBD-CAD	-2.91	101.31	110.73
22	s	312	CLA	CGD-CBD-CAD	-2.91	101.31	110.73
22	3	304	CLA	CHC-C1C-C2C	-2.91	118.68	126.72
22	7	304	CLA	CHC-C1C-C2C	-2.91	118.68	126.72
22	N	610	CLA	CAC-C3C-C2C	-2.91	122.56	127.53
22	n	610	CLA	CAC-C3C-C2C	-2.91	122.56	127.53
22	B	613	CLA	CMD-C2D-C3D	2.91	134.30	127.61
22	b	610	CLA	C4A-NA-C1A	-2.91	105.40	106.71
22	B	606	CLA	OBD-CAD-C3D	-2.91	121.52	128.52
22	Y	613	CLA	CAC-C3C-C2C	-2.91	122.56	127.53
22	y	613	CLA	CAC-C3C-C2C	-2.91	122.56	127.53
22	B	608	CLA	CGD-CBD-CAD	-2.91	101.32	110.73
22	b	614	CLA	C4A-NA-C1A	-2.90	105.40	106.71
22	b	606	CLA	C1D-CHD-C4C	-2.90	119.79	126.06
25	3	301	CHL	CGD-CBD-CAD	-2.90	101.33	110.73
25	7	301	CHL	CGD-CBD-CAD	-2.90	101.33	110.73
22	1	612	CLA	C3C-C4C-NC	2.90	113.83	110.57
22	5	612	CLA	C3C-C4C-NC	2.90	113.83	110.57
22	S	313	CLA	O2D-CGD-O1D	-2.90	118.17	123.84
22	s	313	CLA	O2D-CGD-O1D	-2.90	118.17	123.84
22	2	603	CLA	CHC-C1C-C2C	-2.90	118.70	126.72
22	6	603	CLA	CHC-C1C-C2C	-2.90	118.70	126.72
22	N	602	CLA	CHC-C1C-C2C	-2.90	118.70	126.72
22	n	602	CLA	CHC-C1C-C2C	-2.90	118.70	126.72
22	N	612	CLA	CGD-CBD-CAD	-2.90	101.35	110.73
22	n	612	CLA	CGD-CBD-CAD	-2.90	101.35	110.73
22	B	608	CLA	C3B-C4B-NB	2.90	112.95	109.21
22	S	305	CLA	CHC-C1C-C2C	-2.90	118.71	126.72
22	s	305	CLA	CHC-C1C-C2C	-2.90	118.71	126.72
22	d	401	CLA	CGD-CBD-CAD	-2.90	101.35	110.73
22	1	603	CLA	CHC-C1C-C2C	-2.89	118.72	126.72
22	5	603	CLA	CHC-C1C-C2C	-2.89	118.72	126.72
22	S	311	CLA	CHD-C4C-NC	2.89	128.76	124.20
22	s	311	CLA	CHD-C4C-NC	2.89	128.76	124.20
22	R	312	CLA	CMD-C2D-C3D	2.89	134.27	127.61
22	S	301	CLA	CMD-C2D-C3D	2.89	134.27	127.61

*Continued on next page...*

*Continued from previous page...*

Mol	Chain	Res	Type	Atoms	Z	Observed(°)	Ideal(°)
22	r	312	CLA	CMD-C2D-C3D	2.89	134.27	127.61
25	1	601	CHL	O2D-CGD-CBD	2.89	116.41	111.27
25	5	601	CHL	O2D-CGD-CBD	2.89	116.41	111.27
22	b	612	CLA	CBC-CAC-C3C	-2.89	104.46	112.43
22	R	309	CLA	CHC-C1C-C2C	-2.89	118.72	126.72
22	r	309	CLA	CHC-C1C-C2C	-2.89	118.72	126.72
22	N	612	CLA	CMD-C2D-C3D	2.89	134.26	127.61
22	n	612	CLA	CMD-C2D-C3D	2.89	134.26	127.61
22	c	505	CLA	C4D-CHA-C1A	-2.89	117.73	121.25
25	2	608	CHL	O2A-CGA-CBA	2.89	123.31	114.03
25	6	608	CHL	O2A-CGA-CBA	2.89	123.31	114.03
22	D	404	CLA	CMD-C2D-C3D	2.89	134.26	127.61
22	R	303	CLA	CHC-C1C-C2C	-2.89	118.73	126.72
22	r	303	CLA	CHC-C1C-C2C	-2.89	118.73	126.72
22	1	604	CLA	C3C-C4C-NC	2.89	113.81	110.57
22	5	604	CLA	C3C-C4C-NC	2.89	113.81	110.57
22	1	613	CLA	CMD-C2D-C3D	2.89	134.26	127.61
22	5	613	CLA	CMD-C2D-C3D	2.89	134.26	127.61
22	2	604	CLA	CAA-C2A-C3A	-2.88	104.88	112.78
22	6	604	CLA	CAA-C2A-C3A	-2.88	104.88	112.78
22	B	613	CLA	CMB-C2B-C3B	2.88	130.07	124.68
22	B	605	CLA	C3C-C4C-NC	2.88	113.81	110.57
25	R	306	CHL	CAA-C2A-C3A	-2.88	104.88	112.78
25	r	306	CHL	CAA-C2A-C3A	-2.88	104.88	112.78
22	4	310	CLA	CHC-C1C-C2C	-2.88	118.75	126.72
22	8	310	CLA	CHC-C1C-C2C	-2.88	118.75	126.72
22	B	609	CLA	C4A-NA-C1A	-2.88	105.41	106.71
22	S	305	CLA	C3C-C4C-NC	2.88	113.80	110.57
22	s	305	CLA	C3C-C4C-NC	2.88	113.80	110.57
22	c	511	CLA	CHC-C1C-C2C	-2.88	118.75	126.72
22	G	611	CLA	C3C-C4C-NC	2.88	113.80	110.57
22	g	611	CLA	C3C-C4C-NC	2.88	113.80	110.57
24	e	101	HEM	C3D-C4D-ND	-2.88	106.96	110.17
22	A	402	CLA	CAC-C3C-C2C	-2.88	122.61	127.53
22	C	501	CLA	C3C-C4C-NC	2.88	113.80	110.57
22	B	616	CLA	O2D-CGD-O1D	-2.88	118.21	123.84
22	2	610	CLA	CMD-C2D-C3D	2.88	134.23	127.61
22	6	610	CLA	CMD-C2D-C3D	2.88	134.23	127.61
22	b	604	CLA	CMA-C3A-C4A	-2.88	104.04	111.77
25	2	606	CHL	O2D-CGD-CBD	2.88	116.38	111.27
25	6	606	CHL	O2D-CGD-CBD	2.88	116.38	111.27
22	N	611	CLA	C3C-C4C-NC	2.87	113.80	110.57

*Continued on next page...*

Continued from previous page...

Mol	Chain	Res	Type	Atoms	Z	Observed(°)	Ideal(°)
22	n	611	CLA	C3C-C4C-NC	2.87	113.80	110.57
22	B	614	CLA	CAC-C3C-C2C	-2.87	122.61	127.53
22	b	616	CLA	C2D-C1D-ND	2.87	112.22	110.10
22	a	405	CLA	CMD-C2D-C3D	2.87	134.22	127.61
22	S	313	CLA	CHC-C1C-C2C	-2.87	118.79	126.72
22	s	313	CLA	CHC-C1C-C2C	-2.87	118.79	126.72
22	2	613	CLA	C3C-C4C-NC	2.87	113.79	110.57
22	6	613	CLA	C3C-C4C-NC	2.87	113.79	110.57
22	3	305	CLA	CAA-C2A-C3A	-2.87	104.93	112.78
22	7	305	CLA	CAA-C2A-C3A	-2.87	104.93	112.78
25	R	305	CHL	O2D-CGD-CBD	2.87	116.36	111.27
25	r	305	CHL	O2D-CGD-CBD	2.87	116.36	111.27
22	A	405	CLA	CMD-C2D-C3D	2.87	134.21	127.61
22	2	610	CLA	CAC-C3C-C2C	-2.86	122.63	127.53
22	6	610	CLA	CAC-C3C-C2C	-2.86	122.63	127.53
22	Y	610	CLA	CBC-CAC-C3C	-2.86	104.53	112.43
22	y	610	CLA	CBC-CAC-C3C	-2.86	104.53	112.43
22	b	603	CLA	CHC-C1C-C2C	-2.86	118.80	126.72
25	2	607	CHL	O2A-CGA-CBA	2.86	123.23	114.03
25	6	607	CHL	O2A-CGA-CBA	2.86	123.23	114.03
22	Y	610	CLA	CHD-C4C-NC	2.86	128.71	124.20
22	y	610	CLA	CHD-C4C-NC	2.86	128.71	124.20
22	S	313	CLA	C3C-C4C-NC	2.86	113.78	110.57
22	s	313	CLA	C3C-C4C-NC	2.86	113.78	110.57
22	G	611	CLA	CGD-CBD-CAD	-2.86	101.46	110.73
22	g	611	CLA	CGD-CBD-CAD	-2.86	101.46	110.73
22	1	612	CLA	CAC-C3C-C2C	-2.86	122.63	127.53
22	5	612	CLA	CAC-C3C-C2C	-2.86	122.63	127.53
22	4	304	CLA	CAA-C2A-C3A	-2.86	104.94	112.78
22	8	304	CLA	CAA-C2A-C3A	-2.86	104.94	112.78
22	Y	603	CLA	CGD-CBD-CAD	-2.86	101.47	110.73
22	y	603	CLA	CGD-CBD-CAD	-2.86	101.47	110.73
22	4	309	CLA	CHD-C4C-NC	2.86	128.71	124.20
22	8	309	CLA	CHD-C4C-NC	2.86	128.71	124.20
22	S	312	CLA	CMD-C2D-C3D	2.86	134.19	127.61
22	s	312	CLA	CMD-C2D-C3D	2.86	134.19	127.61
22	G	613	CLA	OBD-CAD-C3D	-2.86	121.64	128.52
22	g	613	CLA	OBD-CAD-C3D	-2.86	121.64	128.52
22	B	612	CLA	CAC-C3C-C2C	-2.86	122.64	127.53
22	G	612	CLA	CMD-C2D-C3D	2.86	134.19	127.61
22	g	612	CLA	CMD-C2D-C3D	2.86	134.19	127.61
22	1	611	CLA	CHC-C1C-C2C	-2.85	118.83	126.72

Continued on next page...

*Continued from previous page...*

Mol	Chain	Res	Type	Atoms	Z	Observed(°)	Ideal(°)
22	5	611	CLA	CHC-C1C-C2C	-2.85	118.83	126.72
22	Y	610	CLA	O2D-CGD-O1D	-2.85	118.26	123.84
22	y	610	CLA	O2D-CGD-O1D	-2.85	118.26	123.84
22	2	609	CLA	O2D-CGD-O1D	-2.85	118.26	123.84
22	6	609	CLA	O2D-CGD-O1D	-2.85	118.26	123.84
22	C	506	CLA	OBD-CAD-C3D	-2.85	121.66	128.52
22	Y	603	CLA	OBD-CAD-C3D	-2.85	121.66	128.52
22	y	603	CLA	OBD-CAD-C3D	-2.85	121.66	128.52
22	3	305	CLA	CMD-C2D-C3D	2.85	134.17	127.61
22	7	305	CLA	CMD-C2D-C3D	2.85	134.17	127.61
22	D	404	CLA	O2D-CGD-O1D	-2.85	118.27	123.84
22	B	611	CLA	C3C-C4C-NC	2.85	113.77	110.57
22	G	612	CLA	CHC-C1C-C2C	-2.85	118.85	126.72
22	g	612	CLA	CHC-C1C-C2C	-2.85	118.85	126.72
22	B	615	CLA	OBD-CAD-C3D	-2.85	121.67	128.52
22	a	405	CLA	CHC-C1C-C2C	-2.85	118.85	126.72
22	C	508	CLA	CMD-C2D-C3D	2.85	134.16	127.61
22	3	314	CLA	CMB-C2B-C3B	2.85	130.00	124.68
22	7	314	CLA	CMB-C2B-C3B	2.85	130.00	124.68
22	c	512	CLA	CMD-C2D-C3D	2.84	134.16	127.61
22	R	303	CLA	CMD-C2D-C3D	2.84	134.16	127.61
22	r	303	CLA	CMD-C2D-C3D	2.84	134.16	127.61
22	b	615	CLA	CAC-C3C-C2C	-2.84	122.66	127.53
22	1	613	CLA	OBD-CAD-C3D	-2.84	121.68	128.52
22	5	613	CLA	OBD-CAD-C3D	-2.84	121.68	128.52
22	3	312	CLA	CAC-C3C-C2C	-2.84	122.67	127.53
22	7	312	CLA	CAC-C3C-C2C	-2.84	122.67	127.53
22	Y	604	CLA	OBD-CAD-C3D	-2.84	121.68	128.52
22	y	604	CLA	OBD-CAD-C3D	-2.84	121.68	128.52
25	1	609	CHL	O2A-CGA-CBA	2.84	123.16	114.03
25	5	609	CHL	O2A-CGA-CBA	2.84	123.16	114.03
22	a	405	CLA	OBD-CAD-C3D	-2.84	121.68	128.52
22	S	304	CLA	CMD-C2D-C3D	2.84	134.15	127.61
22	s	304	CLA	CMD-C2D-C3D	2.84	134.15	127.61
22	Y	612	CLA	CGD-CBD-CAD	-2.84	101.54	110.73
22	y	612	CLA	CGD-CBD-CAD	-2.84	101.54	110.73
22	b	603	CLA	O2D-CGD-O1D	-2.84	118.29	123.84
22	4	309	CLA	CMC-C2C-C1C	2.84	129.36	125.04
22	8	309	CLA	CMC-C2C-C1C	2.84	129.36	125.04
22	G	604	CLA	C3C-C4C-NC	2.84	113.75	110.57
22	g	604	CLA	C3C-C4C-NC	2.84	113.75	110.57
22	c	501	CLA	CMB-C2B-C3B	2.84	129.99	124.68

*Continued on next page...*



*Continued from previous page...*

Mol	Chain	Res	Type	Atoms	Z	Observed(°)	Ideal(°)
22	C	502	CLA	C3C-C4C-NC	2.84	113.75	110.57
22	B	610	CLA	CAC-C3C-C2C	-2.84	122.68	127.53
22	C	511	CLA	C3C-C4C-NC	2.84	113.75	110.57
22	b	609	CLA	CMA-C3A-C4A	-2.84	104.15	111.77
22	3	313	CLA	CHC-C1C-C2C	-2.84	118.88	126.72
22	7	313	CLA	CHC-C1C-C2C	-2.84	118.88	126.72
22	Y	602	CLA	CAC-C3C-C2C	-2.83	122.68	127.53
22	y	602	CLA	CAC-C3C-C2C	-2.83	122.68	127.53
22	3	304	CLA	CMD-C2D-C3D	2.83	134.13	127.61
22	7	304	CLA	CMD-C2D-C3D	2.83	134.13	127.61
22	S	311	CLA	CMB-C2B-C3B	2.83	129.98	124.68
22	s	311	CLA	CMB-C2B-C3B	2.83	129.98	124.68
22	c	512	CLA	OBD-CAD-C3D	-2.83	121.70	128.52
22	3	305	CLA	CHC-C1C-C2C	-2.83	118.88	126.72
22	7	305	CLA	CHC-C1C-C2C	-2.83	118.88	126.72
22	C	510	CLA	CMD-C2D-C3D	2.83	134.13	127.61
22	a	402	CLA	CHC-C1C-C2C	-2.83	118.89	126.72
22	d	404	CLA	C3C-C4C-NC	2.83	113.75	110.57
22	N	610	CLA	CHD-C4C-NC	2.83	128.66	124.20
22	n	610	CLA	CHD-C4C-NC	2.83	128.66	124.20
22	R	310	CLA	CHC-C1C-C2C	-2.83	118.89	126.72
22	r	310	CLA	CHC-C1C-C2C	-2.83	118.89	126.72
22	R	308	CLA	CHD-C4C-NC	2.83	128.66	124.20
22	r	308	CLA	CHD-C4C-NC	2.83	128.66	124.20
22	D	401	CLA	CMC-C2C-C3C	2.83	133.80	126.12
22	Y	602	CLA	CHC-C1C-C2C	-2.83	118.90	126.72
22	y	602	CLA	CHC-C1C-C2C	-2.83	118.90	126.72
22	b	608	CLA	C3C-C4C-NC	2.83	113.74	110.57
22	C	512	CLA	CHC-C1C-C2C	-2.83	118.90	126.72
25	S	302	CHL	CMB-C2B-C3B	2.83	129.97	124.68
25	s	302	CHL	CMB-C2B-C3B	2.83	129.97	124.68
25	S	306	CHL	O2A-CGA-CBA	2.83	123.11	114.03
25	s	306	CHL	O2A-CGA-CBA	2.83	123.11	114.03
22	S	309	CLA	OBD-CAD-C3D	-2.82	121.72	128.52
22	s	309	CLA	OBD-CAD-C3D	-2.82	121.72	128.52
25	4	308	CHL	O2D-CGD-CBD	2.82	116.29	111.27
25	8	308	CHL	O2D-CGD-CBD	2.82	116.29	111.27
25	G	609	CHL	CMB-C2B-C3B	2.82	129.96	124.68
25	g	609	CHL	CMB-C2B-C3B	2.82	129.96	124.68
22	R	308	CLA	CAC-C3C-C2C	-2.82	122.70	127.53
22	r	308	CLA	CAC-C3C-C2C	-2.82	122.70	127.53
22	3	311	CLA	CMD-C2D-C3D	2.82	134.10	127.61

*Continued on next page...*



*Continued from previous page...*

Mol	Chain	Res	Type	Atoms	Z	Observed(°)	Ideal(°)
22	7	311	CLA	CMD-C2D-C3D	2.82	134.10	127.61
22	b	608	CLA	CGD-CBD-CAD	-2.82	101.60	110.73
22	2	610	CLA	CHC-C1C-C2C	-2.82	118.92	126.72
22	6	610	CLA	CHC-C1C-C2C	-2.82	118.92	126.72
22	B	607	CLA	CMD-C2D-C3D	2.82	134.10	127.61
22	Y	603	CLA	C3C-C4C-NC	2.82	113.73	110.57
22	y	603	CLA	C3C-C4C-NC	2.82	113.73	110.57
22	1	613	CLA	CHC-C1C-C2C	-2.82	118.93	126.72
22	5	613	CLA	CHC-C1C-C2C	-2.82	118.93	126.72
22	c	508	CLA	OBD-CAD-C3D	-2.82	121.74	128.52
22	R	309	CLA	O2D-CGD-O1D	-2.82	118.33	123.84
22	r	309	CLA	O2D-CGD-O1D	-2.82	118.33	123.84
22	3	310	CLA	CMD-C2D-C3D	2.82	134.09	127.61
22	7	310	CLA	CMD-C2D-C3D	2.82	134.09	127.61
22	N	614	CLA	CMD-C2D-C3D	2.82	134.09	127.61
22	n	614	CLA	CMD-C2D-C3D	2.82	134.09	127.61
22	B	602	CLA	CMB-C2B-C3B	2.82	129.94	124.68
22	B	608	CLA	CMD-C2D-C3D	2.81	134.08	127.61
22	4	309	CLA	CBC-CAC-C3C	-2.81	104.68	112.43
22	8	309	CLA	CBC-CAC-C3C	-2.81	104.68	112.43
22	C	508	CLA	O2D-CGD-O1D	-2.81	118.34	123.84
22	A	405	CLA	OBD-CAD-C3D	-2.81	121.75	128.52
22	1	614	CLA	C3B-C4B-NB	2.81	112.84	109.21
22	5	614	CLA	C3B-C4B-NB	2.81	112.84	109.21
22	A	402	CLA	CAA-C2A-C3A	-2.81	105.08	112.78
22	C	505	CLA	C3C-C4C-NC	2.81	113.72	110.57
22	G	614	CLA	C3C-C4C-NC	2.81	113.72	110.57
22	g	614	CLA	C3C-C4C-NC	2.81	113.72	110.57
22	b	611	CLA	OBD-CAD-C3D	-2.81	121.76	128.52
22	S	303	CLA	O2D-CGD-O1D	-2.81	118.35	123.84
22	s	303	CLA	O2D-CGD-O1D	-2.81	118.35	123.84
22	b	605	CLA	C3C-C4C-NC	2.81	113.72	110.57
22	2	603	CLA	C3C-C4C-NC	2.81	113.72	110.57
22	6	603	CLA	C3C-C4C-NC	2.81	113.72	110.57
22	2	611	CLA	CHD-C4C-NC	2.81	128.63	124.20
22	6	611	CLA	CHD-C4C-NC	2.81	128.63	124.20
22	b	613	CLA	C3B-C4B-NB	2.81	112.84	109.21
22	d	404	CLA	CHC-C1C-C2C	-2.81	118.95	126.72
22	d	404	CLA	CAA-C2A-C3A	-2.81	105.09	112.78
22	S	311	CLA	CGD-CBD-CAD	-2.81	101.64	110.73
22	s	311	CLA	CGD-CBD-CAD	-2.81	101.64	110.73
24	e	101	HEM	CMA-C3A-C4A	-2.81	124.15	128.46

*Continued on next page...*

*Continued from previous page...*

Mol	Chain	Res	Type	Atoms	Z	Observed(°)	Ideal(°)
25	N	609	CHL	O2A-CGA-CBA	2.81	123.04	114.03
25	n	609	CHL	O2A-CGA-CBA	2.81	123.04	114.03
22	C	511	CLA	C4A-NA-C1A	-2.80	105.44	106.71
22	B	602	CLA	CHC-C1C-C2C	-2.80	118.96	126.72
22	G	610	CLA	CBC-CAC-C3C	-2.80	104.70	112.43
22	g	610	CLA	CBC-CAC-C3C	-2.80	104.70	112.43
22	2	612	CLA	CHC-C1C-C2C	-2.80	118.96	126.72
22	6	612	CLA	CHC-C1C-C2C	-2.80	118.96	126.72
22	a	403	CLA	CAA-C2A-C3A	-2.80	105.10	112.78
25	Y	609	CHL	O2A-CGA-CBA	2.80	123.04	114.03
25	y	609	CHL	O2A-CGA-CBA	2.80	123.04	114.03
22	1	604	CLA	CHC-C1C-C2C	-2.80	118.97	126.72
22	5	604	CLA	CHC-C1C-C2C	-2.80	118.97	126.72
22	C	502	CLA	C4D-CHA-C1A	-2.80	117.84	121.25
25	G	609	CHL	O2A-CGA-CBA	2.80	123.03	114.03
25	g	609	CHL	O2A-CGA-CBA	2.80	123.03	114.03
22	Y	611	CLA	CMB-C2B-C3B	2.80	129.92	124.68
22	y	611	CLA	CMB-C2B-C3B	2.80	129.92	124.68
25	N	605	CHL	O2D-CGD-CBD	2.80	116.25	111.27
25	n	605	CHL	O2D-CGD-CBD	2.80	116.25	111.27
22	d	404	CLA	CMD-C2D-C3D	2.80	134.06	127.61
22	s	301	CLA	C4D-CHA-C1A	-2.80	117.84	121.25
22	G	610	CLA	CMC-C2C-C1C	2.80	129.30	125.04
22	g	610	CLA	CMC-C2C-C1C	2.80	129.30	125.04
25	G	607	CHL	CMB-C2B-C3B	2.80	129.91	124.68
25	g	607	CHL	CMB-C2B-C3B	2.80	129.91	124.68
22	A	402	CLA	CHD-C4C-NC	2.80	128.61	124.20
22	A	403	CLA	CAA-C2A-C3A	-2.80	105.12	112.78
22	C	509	CLA	CGD-CBD-CAD	-2.80	101.68	110.73
22	R	310	CLA	O2D-CGD-O1D	-2.79	118.37	123.84
22	r	310	CLA	O2D-CGD-O1D	-2.79	118.37	123.84
22	d	403	CLA	C4A-NA-C1A	-2.79	105.45	106.71
22	3	314	CLA	C4A-NA-C1A	-2.79	105.45	106.71
22	7	314	CLA	C4A-NA-C1A	-2.79	105.45	106.71
22	2	604	CLA	CMD-C2D-C3D	2.79	134.04	127.61
22	6	604	CLA	CMD-C2D-C3D	2.79	134.04	127.61
22	A	402	CLA	CHC-C1C-C2C	-2.79	119.00	126.72
25	N	607	CHL	O1D-CGD-CBD	-2.79	118.77	124.48
25	n	607	CHL	O1D-CGD-CBD	-2.79	118.77	124.48
22	B	612	CLA	OBD-CAD-C3D	-2.79	121.80	128.52
22	G	610	CLA	CMB-C2B-C3B	2.79	129.90	124.68
22	g	610	CLA	CMB-C2B-C3B	2.79	129.90	124.68

*Continued on next page...*

*Continued from previous page...*

Mol	Chain	Res	Type	Atoms	Z	Observed(°)	Ideal(°)
22	4	304	CLA	CHC-C1C-C2C	-2.79	119.00	126.72
22	8	304	CLA	CHC-C1C-C2C	-2.79	119.00	126.72
25	N	607	CHL	CGD-CBD-CAD	-2.79	101.69	110.73
25	n	607	CHL	CGD-CBD-CAD	-2.79	101.69	110.73
22	4	303	CLA	CHC-C1C-C2C	-2.79	119.00	126.72
22	8	303	CLA	CHC-C1C-C2C	-2.79	119.00	126.72
22	3	305	CLA	O2D-CGD-O1D	-2.79	118.38	123.84
22	7	305	CLA	O2D-CGD-O1D	-2.79	118.38	123.84
22	R	301	CLA	CMD-C2D-C3D	2.79	134.03	127.61
22	r	301	CLA	CMD-C2D-C3D	2.79	134.03	127.61
22	4	309	CLA	CMD-C2D-C3D	2.79	134.03	127.61
22	8	309	CLA	CMD-C2D-C3D	2.79	134.03	127.61
22	G	613	CLA	CAC-C3C-C2C	-2.79	122.76	127.53
22	g	613	CLA	CAC-C3C-C2C	-2.79	122.76	127.53
22	c	512	CLA	CGD-CBD-CAD	-2.79	101.70	110.73
22	R	308	CLA	CMA-C3A-C2A	-2.79	102.58	113.83
22	r	308	CLA	CMA-C3A-C2A	-2.79	102.58	113.83
22	B	606	CLA	CHC-C1C-C2C	-2.79	119.01	126.72
25	S	308	CHL	CMB-C2B-C3B	2.79	129.89	124.68
25	s	308	CHL	CMB-C2B-C3B	2.79	129.89	124.68
22	R	303	CLA	C3C-C4C-NC	2.79	113.70	110.57
22	r	303	CLA	C3C-C4C-NC	2.79	113.70	110.57
22	N	603	CLA	CAA-C2A-C3A	-2.79	105.15	112.78
22	n	603	CLA	CAA-C2A-C3A	-2.79	105.15	112.78
22	C	504	CLA	C3C-C4C-NC	2.79	113.69	110.57
22	B	603	CLA	C4D-CHA-C1A	-2.79	117.86	121.25
22	B	609	CLA	CHA-C1A-NA	-2.78	120.02	126.40
22	A	405	CLA	CHC-C1C-C2C	-2.78	119.02	126.72
22	3	311	CLA	CHC-C1C-C2C	-2.78	119.02	126.72
22	7	311	CLA	CHC-C1C-C2C	-2.78	119.02	126.72
22	1	610	CLA	CMC-C2C-C1C	2.78	129.28	125.04
22	5	610	CLA	CMC-C2C-C1C	2.78	129.28	125.04
22	4	304	CLA	CBA-CAA-C2A	2.78	122.07	113.86
22	8	304	CLA	CBA-CAA-C2A	2.78	122.07	113.86
22	B	616	CLA	CBC-CAC-C3C	-2.78	104.76	112.43
22	d	403	CLA	O2D-CGD-O1D	-2.78	118.40	123.84
22	B	613	CLA	C3C-C4C-NC	2.78	113.69	110.57
22	Y	614	CLA	CHD-C4C-NC	2.78	128.58	124.20
22	y	614	CLA	CHD-C4C-NC	2.78	128.58	124.20
25	3	302	CHL	CMB-C2B-C3B	2.78	129.88	124.68
25	7	302	CHL	CMB-C2B-C3B	2.78	129.88	124.68
22	R	303	CLA	CAC-C3C-C2C	-2.78	122.78	127.53

*Continued on next page...*

Continued from previous page...

Mol	Chain	Res	Type	Atoms	Z	Observed(°)	Ideal(°)
22	r	303	CLA	CAC-C3C-C2C	-2.78	122.78	127.53
22	N	611	CLA	CMD-C2D-C3D	2.78	134.00	127.61
22	n	611	CLA	CMD-C2D-C3D	2.78	134.00	127.61
22	b	606	CLA	OBD-CAD-C3D	-2.78	121.84	128.52
25	N	609	CHL	CMB-C2B-C3B	2.78	129.87	124.68
25	n	609	CHL	CMB-C2B-C3B	2.78	129.87	124.68
25	S	307	CHL	CMB-C2B-C3B	2.78	129.87	124.68
25	s	307	CHL	CMB-C2B-C3B	2.78	129.87	124.68
25	N	606	CHL	CMB-C2B-C1B	-2.77	124.20	128.46
25	n	606	CHL	CMB-C2B-C1B	-2.77	124.20	128.46
25	G	606	CHL	O2D-CGD-CBD	2.77	116.20	111.27
25	g	606	CHL	O2D-CGD-CBD	2.77	116.20	111.27
22	N	604	CLA	C3C-C4C-NC	2.77	113.68	110.57
22	n	604	CLA	C3C-C4C-NC	2.77	113.68	110.57
22	4	302	CLA	CMA-C3A-C2A	-2.77	102.64	113.83
22	8	302	CLA	CMA-C3A-C2A	-2.77	102.64	113.83
22	2	604	CLA	CHC-C1C-C2C	-2.77	119.06	126.72
22	6	604	CLA	CHC-C1C-C2C	-2.77	119.06	126.72
22	S	309	CLA	C3B-C4B-NB	2.77	112.79	109.21
22	s	309	CLA	C3B-C4B-NB	2.77	112.79	109.21
22	c	502	CLA	CHD-C4C-NC	2.77	128.57	124.20
25	3	309	CHL	C3A-C2A-C1A	2.77	105.49	101.34
25	7	309	CHL	C3A-C2A-C1A	2.77	105.49	101.34
22	S	309	CLA	C3C-C4C-NC	2.77	113.68	110.57
22	s	309	CLA	C3C-C4C-NC	2.77	113.68	110.57
22	A	402	CLA	CGD-CBD-CAD	-2.77	101.77	110.73
22	c	508	CLA	O2D-CGD-O1D	-2.77	118.43	123.84
22	b	610	CLA	CMB-C2B-C3B	2.77	129.86	124.68
22	c	511	CLA	C3C-C4C-NC	2.77	113.67	110.57
22	c	502	CLA	CAC-C3C-C2C	-2.77	122.80	127.53
22	b	616	CLA	CGD-CBD-CAD	-2.77	101.77	110.73
25	3	307	CHL	O2D-CGD-CBD	2.77	116.18	111.27
25	7	307	CHL	O2D-CGD-CBD	2.77	116.18	111.27
22	C	503	CLA	CGD-CBD-CAD	-2.76	101.78	110.73
22	B	611	CLA	CHC-C1C-C2C	-2.76	119.07	126.72
22	3	305	CLA	C3C-C4C-NC	2.76	113.67	110.57
22	7	305	CLA	C3C-C4C-NC	2.76	113.67	110.57
22	b	607	CLA	CMD-C2D-C3D	2.76	133.97	127.61
25	1	609	CHL	CMB-C2B-C3B	2.76	129.85	124.68
25	5	609	CHL	CMB-C2B-C3B	2.76	129.85	124.68
22	R	301	CLA	CAC-C3C-C2C	-2.76	122.80	127.53
22	r	301	CLA	CAC-C3C-C2C	-2.76	122.80	127.53

Continued on next page...

*Continued from previous page...*

Mol	Chain	Res	Type	Atoms	Z	Observed(°)	Ideal(°)
22	3	303	CLA	O2D-CGD-O1D	-2.76	118.44	123.84
22	7	303	CLA	O2D-CGD-O1D	-2.76	118.44	123.84
22	B	613	CLA	CHC-C1C-C2C	-2.76	119.08	126.72
22	G	603	CLA	CMD-C2D-C3D	2.76	133.96	127.61
22	g	603	CLA	CMD-C2D-C3D	2.76	133.96	127.61
22	1	602	CLA	CMD-C2D-C3D	2.76	133.96	127.61
22	5	602	CLA	CMD-C2D-C3D	2.76	133.96	127.61
22	D	403	CLA	O2D-CGD-O1D	-2.76	118.44	123.84
22	1	612	CLA	C4A-NA-C1A	-2.76	105.47	106.71
22	5	612	CLA	C4A-NA-C1A	-2.76	105.47	106.71
22	N	614	CLA	CMB-C2B-C3B	2.76	129.84	124.68
22	n	614	CLA	CMB-C2B-C3B	2.76	129.84	124.68
22	G	602	CLA	CMC-C2C-C1C	2.76	129.24	125.04
22	g	602	CLA	CMC-C2C-C1C	2.76	129.24	125.04
25	Y	601	CHL	CMB-C2B-C3B	2.76	129.83	124.68
25	y	601	CHL	CMB-C2B-C3B	2.76	129.83	124.68
22	1	612	CLA	CHC-C1C-C2C	-2.75	119.10	126.72
22	5	612	CLA	CHC-C1C-C2C	-2.75	119.10	126.72
22	Y	610	CLA	CHC-C1C-C2C	-2.75	119.10	126.72
22	y	610	CLA	CHC-C1C-C2C	-2.75	119.10	126.72
22	N	604	CLA	CHC-C1C-C2C	-2.75	119.10	126.72
22	n	604	CLA	CHC-C1C-C2C	-2.75	119.10	126.72
22	C	512	CLA	CAC-C3C-C2C	-2.75	122.82	127.53
22	S	304	CLA	C4A-NA-C1A	-2.75	105.47	106.71
22	s	304	CLA	C4A-NA-C1A	-2.75	105.47	106.71
25	Y	606	CHL	CMB-C2B-C3B	2.75	129.82	124.68
25	y	606	CHL	CMB-C2B-C3B	2.75	129.82	124.68
22	G	611	CLA	CHD-C4C-NC	2.75	128.54	124.20
22	g	611	CLA	CHD-C4C-NC	2.75	128.54	124.20
22	N	603	CLA	OBD-CAD-C3D	-2.75	121.90	128.52
22	n	603	CLA	OBD-CAD-C3D	-2.75	121.90	128.52
22	b	613	CLA	CMB-C2B-C3B	2.75	129.82	124.68
22	B	608	CLA	OBD-CAD-C3D	-2.75	121.90	128.52
22	G	614	CLA	CHC-C1C-C2C	-2.75	119.12	126.72
22	g	614	CLA	CHC-C1C-C2C	-2.75	119.12	126.72
22	4	310	CLA	CMD-C2D-C3D	2.75	133.94	127.61
22	8	310	CLA	CMD-C2D-C3D	2.75	133.94	127.61
25	4	305	CHL	O2D-CGD-CBD	2.75	116.15	111.27
25	8	305	CHL	O2D-CGD-CBD	2.75	116.15	111.27
22	b	601	CLA	OBD-CAD-C3D	-2.75	121.91	128.52
22	G	614	CLA	CMB-C2B-C3B	2.75	129.82	124.68
22	g	614	CLA	CMB-C2B-C3B	2.75	129.82	124.68

*Continued on next page...*

*Continued from previous page...*

Mol	Chain	Res	Type	Atoms	Z	Observed(°)	Ideal(°)
22	4	302	CLA	C4D-CHA-C1A	-2.75	117.91	121.25
22	8	302	CLA	C4D-CHA-C1A	-2.75	117.91	121.25
25	Y	609	CHL	CMB-C2B-C3B	2.75	129.81	124.68
25	y	609	CHL	CMB-C2B-C3B	2.75	129.81	124.68
22	N	603	CLA	CHD-C4C-NC	2.75	128.53	124.20
22	n	603	CLA	CHD-C4C-NC	2.75	128.53	124.20
22	D	401	CLA	CAA-C2A-C3A	-2.74	105.26	112.78
22	b	606	CLA	CAA-C2A-C3A	-2.74	105.27	112.78
22	C	501	CLA	CMC-C2C-C3C	2.74	133.56	126.12
22	c	501	CLA	C3B-C4B-NB	2.74	112.75	109.21
22	N	612	CLA	CAC-C3C-C2C	-2.74	122.84	127.53
22	n	612	CLA	CAC-C3C-C2C	-2.74	122.84	127.53
22	B	601	CLA	CMB-C2B-C3B	2.74	129.81	124.68
22	Y	614	CLA	C3C-C4C-NC	2.74	113.64	110.57
22	y	614	CLA	C3C-C4C-NC	2.74	113.64	110.57
22	G	612	CLA	CHD-C4C-NC	2.74	128.52	124.20
22	g	612	CLA	CHD-C4C-NC	2.74	128.52	124.20
22	b	601	CLA	O2D-CGD-O1D	-2.74	118.48	123.84
22	s	301	CLA	CMD-C2D-C3D	2.74	133.92	127.61
22	G	602	CLA	CHC-C1C-C2C	-2.74	119.14	126.72
22	g	602	CLA	CHC-C1C-C2C	-2.74	119.14	126.72
22	b	609	CLA	OBD-CAD-C3D	-2.74	121.93	128.52
22	B	614	CLA	CMD-C2D-C3D	2.74	133.91	127.61
22	R	312	CLA	CHC-C1C-C2C	-2.74	119.15	126.72
22	r	312	CLA	CHC-C1C-C2C	-2.74	119.15	126.72
22	G	611	CLA	OBD-CAD-C3D	-2.74	121.93	128.52
22	Y	610	CLA	OBD-CAD-C3D	-2.74	121.93	128.52
22	g	611	CLA	OBD-CAD-C3D	-2.74	121.93	128.52
22	y	610	CLA	OBD-CAD-C3D	-2.74	121.93	128.52
22	S	309	CLA	CMC-C2C-C3C	2.74	133.54	126.12
22	s	309	CLA	CMC-C2C-C3C	2.74	133.54	126.12
22	S	305	CLA	C4D-CHA-C1A	-2.74	117.92	121.25
22	s	305	CLA	C4D-CHA-C1A	-2.74	117.92	121.25
22	b	614	CLA	CHC-C1C-C2C	-2.74	119.16	126.72
22	R	301	CLA	CHD-C4C-NC	2.73	128.51	124.20
22	r	301	CLA	CHD-C4C-NC	2.73	128.51	124.20
22	1	610	CLA	CHD-C4C-NC	2.73	128.51	124.20
22	5	610	CLA	CHD-C4C-NC	2.73	128.51	124.20
22	Y	614	CLA	CGD-CBD-CAD	-2.73	101.88	110.73
22	y	614	CLA	CGD-CBD-CAD	-2.73	101.88	110.73
25	G	607	CHL	CAA-C2A-C3A	-2.73	105.29	112.78
25	g	607	CHL	CAA-C2A-C3A	-2.73	105.29	112.78

*Continued on next page...*



*Continued from previous page...*

Mol	Chain	Res	Type	Atoms	Z	Observed(°)	Ideal(°)
22	c	511	CLA	OBD-CAD-C3D	-2.73	121.95	128.52
22	b	608	CLA	CHC-C1C-C2C	-2.73	119.17	126.72
22	1	610	CLA	CMB-C2B-C3B	2.73	129.79	124.68
22	5	610	CLA	CMB-C2B-C3B	2.73	129.79	124.68
22	B	602	CLA	CGD-CBD-CAD	-2.73	101.89	110.73
22	D	403	CLA	CBC-CAC-C3C	-2.73	104.90	112.43
22	2	602	CLA	O2D-CGD-O1D	-2.73	118.50	123.84
22	6	602	CLA	O2D-CGD-O1D	-2.73	118.50	123.84
22	2	613	CLA	CHC-C1C-C2C	-2.73	119.17	126.72
22	6	613	CLA	CHC-C1C-C2C	-2.73	119.17	126.72
22	d	403	CLA	C3B-C4B-NB	2.73	112.74	109.21
25	N	609	CHL	C3A-C2A-C1A	2.73	105.42	101.34
25	n	609	CHL	C3A-C2A-C1A	2.73	105.42	101.34
22	B	610	CLA	C4A-NA-C1A	-2.73	105.48	106.71
24	E	101	HEM	C4D-ND-C1D	2.73	107.89	105.07
22	2	613	CLA	CMD-C2D-C3D	2.73	133.88	127.61
22	6	613	CLA	CMD-C2D-C3D	2.73	133.88	127.61
22	S	311	CLA	CHC-C1C-C2C	-2.73	119.18	126.72
22	s	311	CLA	CHC-C1C-C2C	-2.73	119.18	126.72
22	S	310	CLA	C4D-CHA-C1A	-2.73	117.93	121.25
22	s	310	CLA	C4D-CHA-C1A	-2.73	117.93	121.25
25	3	309	CHL	CMB-C2B-C3B	2.73	129.78	124.68
25	7	309	CHL	CMB-C2B-C3B	2.73	129.78	124.68
22	3	312	CLA	CHC-C1C-C2C	-2.72	119.19	126.72
22	7	312	CLA	CHC-C1C-C2C	-2.72	119.19	126.72
22	D	403	CLA	C3C-C4C-NC	2.72	113.63	110.57
22	R	302	CLA	O2D-CGD-O1D	-2.72	118.51	123.84
22	r	302	CLA	O2D-CGD-O1D	-2.72	118.51	123.84
22	b	616	CLA	CMD-C2D-C3D	2.72	133.88	127.61
22	c	501	CLA	CAC-C3C-C2C	-2.72	122.87	127.53
22	B	611	CLA	CHD-C4C-NC	2.72	128.49	124.20
22	3	314	CLA	CMD-C2D-C3D	2.72	133.87	127.61
22	7	314	CLA	CMD-C2D-C3D	2.72	133.87	127.61
22	R	309	CLA	CMD-C2D-C3D	2.72	133.87	127.61
22	r	309	CLA	CMD-C2D-C3D	2.72	133.87	127.61
22	A	403	CLA	CHC-C1C-C2C	-2.72	119.20	126.72
25	4	306	CHL	O2D-CGD-CBD	2.72	116.10	111.27
25	8	306	CHL	O2D-CGD-CBD	2.72	116.10	111.27
22	R	310	CLA	OBD-CAD-C3D	-2.72	121.98	128.52
22	r	310	CLA	OBD-CAD-C3D	-2.72	121.98	128.52
22	N	602	CLA	CGD-CBD-CAD	-2.72	101.93	110.73
22	n	602	CLA	CGD-CBD-CAD	-2.72	101.93	110.73

*Continued on next page...*



*Continued from previous page...*

Mol	Chain	Res	Type	Atoms	Z	Observed(°)	Ideal(°)
22	N	611	CLA	CHD-C4C-NC	2.72	128.49	124.20
22	n	611	CLA	CHD-C4C-NC	2.72	128.49	124.20
22	S	305	CLA	OBD-CAD-C3D	-2.72	121.98	128.52
22	s	305	CLA	OBD-CAD-C3D	-2.72	121.98	128.52
22	C	512	CLA	OBD-CAD-C3D	-2.71	121.99	128.52
22	C	504	CLA	CMD-C2D-C3D	2.71	133.86	127.61
22	2	604	CLA	O2D-CGD-O1D	-2.71	118.53	123.84
22	6	604	CLA	O2D-CGD-O1D	-2.71	118.53	123.84
22	S	303	CLA	CHC-C1C-C2C	-2.71	119.22	126.72
22	s	303	CLA	CHC-C1C-C2C	-2.71	119.22	126.72
22	3	303	CLA	CMD-C2D-C3D	2.71	133.85	127.61
22	7	303	CLA	CMD-C2D-C3D	2.71	133.85	127.61
22	1	603	CLA	CGD-CBD-CAD	-2.71	101.95	110.73
22	5	603	CLA	CGD-CBD-CAD	-2.71	101.95	110.73
22	Y	604	CLA	CHC-C1C-C2C	-2.71	119.22	126.72
22	y	604	CLA	CHC-C1C-C2C	-2.71	119.22	126.72
25	Y	607	CHL	O1D-CGD-CBD	-2.71	118.94	124.48
25	y	607	CHL	O1D-CGD-CBD	-2.71	118.94	124.48
22	B	607	CLA	OBD-CAD-C3D	-2.71	122.00	128.52
22	c	504	CLA	C4A-NA-C1A	-2.71	105.49	106.71
22	S	303	CLA	CGD-CBD-CAD	-2.71	101.96	110.73
22	s	303	CLA	CGD-CBD-CAD	-2.71	101.96	110.73
25	3	302	CHL	O2D-CGD-CBD	2.71	116.08	111.27
25	7	302	CHL	O2D-CGD-CBD	2.71	116.08	111.27
22	b	612	CLA	CAC-C3C-C2C	-2.71	122.90	127.53
22	2	603	CLA	OBD-CAD-C3D	-2.71	122.00	128.52
22	6	603	CLA	OBD-CAD-C3D	-2.71	122.00	128.52
22	G	612	CLA	C3C-C4C-NC	2.71	113.61	110.57
22	g	612	CLA	C3C-C4C-NC	2.71	113.61	110.57
23	D	402	PHO	CMC-C2C-C3C	2.71	130.04	124.94
22	N	611	CLA	CGD-CBD-CAD	-2.71	101.97	110.73
22	n	611	CLA	CGD-CBD-CAD	-2.71	101.97	110.73
22	G	602	CLA	CHD-C4C-NC	2.71	128.47	124.20
22	g	602	CLA	CHD-C4C-NC	2.71	128.47	124.20
22	c	505	CLA	OBD-CAD-C3D	-2.70	122.01	128.52
22	B	605	CLA	OBD-CAD-C3D	-2.70	122.01	128.52
22	R	302	CLA	OBD-CAD-C3D	-2.70	122.02	128.52
22	r	302	CLA	OBD-CAD-C3D	-2.70	122.02	128.52
22	G	611	CLA	CMB-C2B-C3B	2.70	129.74	124.68
22	g	611	CLA	CMB-C2B-C3B	2.70	129.74	124.68
22	S	310	CLA	CHC-C1C-C2C	-2.70	119.25	126.72
22	s	310	CLA	CHC-C1C-C2C	-2.70	119.25	126.72

*Continued on next page...*

Continued from previous page...

Mol	Chain	Res	Type	Atoms	Z	Observed(°)	Ideal(°)
22	S	312	CLA	C4D-CHA-C1A	-2.70	117.96	121.25
22	s	312	CLA	C4D-CHA-C1A	-2.70	117.96	121.25
22	G	614	CLA	OBD-CAD-C3D	-2.70	122.02	128.52
22	g	614	CLA	OBD-CAD-C3D	-2.70	122.02	128.52
22	C	501	CLA	CAA-C2A-C3A	-2.70	105.38	112.78
22	b	613	CLA	C4D-CHA-C1A	-2.70	117.96	121.25
22	c	504	CLA	CMD-C2D-C3D	2.70	133.82	127.61
25	3	306	CHL	O2D-CGD-CBD	2.70	116.06	111.27
25	7	306	CHL	O2D-CGD-CBD	2.70	116.06	111.27
25	Y	609	CHL	C3A-C2A-C1A	2.70	105.38	101.34
25	y	609	CHL	C3A-C2A-C1A	2.70	105.38	101.34
22	B	601	CLA	OBD-CAD-C3D	-2.70	122.03	128.52
22	C	503	CLA	CHC-C1C-C2C	-2.70	119.26	126.72
22	1	604	CLA	CMB-C2B-C3B	2.70	129.72	124.68
22	5	604	CLA	CMB-C2B-C3B	2.70	129.72	124.68
22	a	403	CLA	CHC-C1C-C2C	-2.70	119.26	126.72
22	B	607	CLA	CAC-C3C-C2C	-2.69	122.92	127.53
22	D	401	CLA	CMD-C2D-C3D	2.69	133.81	127.61
22	C	504	CLA	C3B-C4B-NB	2.69	112.69	109.21
22	B	615	CLA	CHD-C4C-NC	2.69	128.45	124.20
22	N	610	CLA	CMC-C2C-C1C	2.69	129.14	125.04
22	n	610	CLA	CMC-C2C-C1C	2.69	129.14	125.04
22	c	503	CLA	OBD-CAD-C3D	-2.69	122.04	128.52
22	b	603	CLA	C4D-CHA-C1A	-2.69	117.97	121.25
25	N	607	CHL	CMB-C2B-C3B	2.69	129.71	124.68
25	n	607	CHL	CMB-C2B-C3B	2.69	129.71	124.68
22	S	314	CLA	OBD-CAD-C3D	-2.69	122.05	128.52
22	s	314	CLA	OBD-CAD-C3D	-2.69	122.05	128.52
25	S	307	CHL	CAA-C2A-C3A	-2.69	105.41	112.78
25	s	307	CHL	CAA-C2A-C3A	-2.69	105.41	112.78
22	a	403	CLA	CMB-C2B-C3B	2.69	129.71	124.68
22	G	614	CLA	CMD-C2D-C3D	2.69	133.80	127.61
22	g	614	CLA	CMD-C2D-C3D	2.69	133.80	127.61
22	3	305	CLA	OBD-CAD-C3D	-2.69	122.05	128.52
22	7	305	CLA	OBD-CAD-C3D	-2.69	122.05	128.52
22	B	606	CLA	C3B-C4B-NB	2.69	112.69	109.21
22	R	310	CLA	CAC-C3C-C2C	-2.69	122.93	127.53
22	r	310	CLA	CAC-C3C-C2C	-2.69	122.93	127.53
22	B	605	CLA	CMD-C2D-C3D	2.69	133.79	127.61
22	B	603	CLA	OBD-CAD-C3D	-2.69	122.06	128.52
22	S	305	CLA	CMD-C2D-C3D	2.69	133.79	127.61
22	s	305	CLA	CMD-C2D-C3D	2.69	133.79	127.61

Continued on next page...

*Continued from previous page...*

Mol	Chain	Res	Type	Atoms	Z	Observed(°)	Ideal(°)
22	b	605	CLA	CMB-C2B-C3B	2.69	129.70	124.68
22	N	604	CLA	CAA-CBA-CGA	2.68	119.63	112.51
22	n	604	CLA	CAA-CBA-CGA	2.68	119.63	112.51
25	1	615	CHL	CMB-C2B-C3B	2.68	129.70	124.68
25	5	615	CHL	CMB-C2B-C3B	2.68	129.70	124.68
22	2	602	CLA	CHC-C1C-C2C	-2.68	119.30	126.72
22	6	602	CLA	CHC-C1C-C2C	-2.68	119.30	126.72
22	G	611	CLA	CMD-C2D-C3D	2.68	133.79	127.61
22	g	611	CLA	CMD-C2D-C3D	2.68	133.79	127.61
22	S	301	CLA	OBD-CAD-C3D	-2.68	122.06	128.52
22	b	609	CLA	CMD-C2D-C3D	2.68	133.78	127.61
25	Y	608	CHL	CMB-C2B-C3B	2.68	129.69	124.68
25	y	608	CHL	CMB-C2B-C3B	2.68	129.69	124.68
22	R	303	CLA	CBA-CAA-C2A	2.68	121.78	113.86
22	r	303	CLA	CBA-CAA-C2A	2.68	121.78	113.86
22	b	603	CLA	C3B-C4B-NB	2.68	112.67	109.21
22	Y	613	CLA	OBD-CAD-C3D	-2.68	122.07	128.52
22	y	613	CLA	OBD-CAD-C3D	-2.68	122.07	128.52
22	b	612	CLA	OBD-CAD-C3D	-2.68	122.08	128.52
22	S	310	CLA	CHD-C4C-NC	2.68	128.42	124.20
22	s	310	CLA	CHD-C4C-NC	2.68	128.42	124.20
22	2	603	CLA	CMD-C2D-C3D	2.68	133.77	127.61
22	6	603	CLA	CMD-C2D-C3D	2.68	133.77	127.61
22	a	402	CLA	CAC-C3C-C2C	-2.68	122.95	127.53
22	C	504	CLA	C4D-CHA-C1A	-2.67	117.99	121.25
22	Y	614	CLA	CMB-C2B-C3B	2.67	129.68	124.68
22	y	614	CLA	CMB-C2B-C3B	2.67	129.68	124.68
25	N	601	CHL	CMB-C2B-C3B	2.67	129.68	124.68
25	n	601	CHL	CMB-C2B-C3B	2.67	129.68	124.68
22	1	602	CLA	CHC-C1C-C2C	-2.67	119.33	126.72
22	5	602	CLA	CHC-C1C-C2C	-2.67	119.33	126.72
22	C	512	CLA	CMB-C2B-C3B	2.67	129.68	124.68
22	N	611	CLA	OBD-CAD-C3D	-2.67	122.09	128.52
22	n	611	CLA	OBD-CAD-C3D	-2.67	122.09	128.52
22	1	611	CLA	O2D-CGD-O1D	-2.67	118.61	123.84
22	5	611	CLA	O2D-CGD-O1D	-2.67	118.61	123.84
22	c	507	CLA	C3B-C4B-NB	2.67	112.66	109.21
22	G	614	CLA	CHD-C4C-NC	2.67	128.41	124.20
22	g	614	CLA	CHD-C4C-NC	2.67	128.41	124.20
22	b	612	CLA	CMA-C3A-C2A	-2.67	103.08	113.83
22	Y	604	CLA	CHD-C4C-NC	2.67	128.40	124.20
22	y	604	CLA	CHD-C4C-NC	2.67	128.40	124.20

*Continued on next page...*

*Continued from previous page...*

Mol	Chain	Res	Type	Atoms	Z	Observed(°)	Ideal(°)
22	Y	611	CLA	OBD-CAD-C3D	-2.66	122.11	128.52
22	y	611	CLA	OBD-CAD-C3D	-2.66	122.11	128.52
22	b	607	CLA	CED-O2D-CGD	2.66	121.96	115.94
22	c	510	CLA	CMD-C2D-C3D	2.66	133.74	127.61
22	B	607	CLA	CMC-C2C-C3C	2.66	133.34	126.12
25	Y	609	CHL	C2A-C1A-CHA	2.66	128.51	123.86
25	y	609	CHL	C2A-C1A-CHA	2.66	128.51	123.86
22	b	616	CLA	OBD-CAD-C3D	-2.66	122.11	128.52
25	1	605	CHL	CMB-C2B-C3B	2.66	129.66	124.68
25	5	605	CHL	CMB-C2B-C3B	2.66	129.66	124.68
22	2	610	CLA	OBD-CAD-C3D	-2.66	122.11	128.52
22	6	610	CLA	OBD-CAD-C3D	-2.66	122.11	128.52
22	b	605	CLA	CHC-C1C-C2C	-2.66	119.36	126.72
22	4	309	CLA	C4D-CHA-C1A	-2.66	118.01	121.25
22	8	309	CLA	C4D-CHA-C1A	-2.66	118.01	121.25
22	b	612	CLA	C4A-NA-C1A	-2.66	105.51	106.71
22	Y	614	CLA	OBD-CAD-C3D	-2.66	122.12	128.52
22	y	614	CLA	OBD-CAD-C3D	-2.66	122.12	128.52
22	c	506	CLA	O2D-CGD-O1D	-2.66	118.64	123.84
22	4	302	CLA	CAA-C2A-C1A	2.66	120.69	111.97
22	8	302	CLA	CAA-C2A-C1A	2.66	120.69	111.97
25	Y	601	CHL	O2D-CGD-CBD	2.66	115.99	111.27
25	y	601	CHL	O2D-CGD-CBD	2.66	115.99	111.27
22	3	313	CLA	OBD-CAD-C3D	-2.66	122.12	128.52
22	7	313	CLA	OBD-CAD-C3D	-2.66	122.12	128.52
22	b	603	CLA	C3C-C4C-NC	2.66	113.55	110.57
22	C	509	CLA	CHC-C1C-C2C	-2.66	119.37	126.72
22	1	611	CLA	OBD-CAD-C3D	-2.66	122.13	128.52
22	5	611	CLA	OBD-CAD-C3D	-2.66	122.13	128.52
22	R	310	CLA	CMD-C2D-C3D	2.66	133.72	127.61
22	r	310	CLA	CMD-C2D-C3D	2.66	133.72	127.61
22	C	508	CLA	CMB-C2B-C3B	2.65	129.65	124.68
22	N	604	CLA	CGD-CBD-CAD	-2.65	102.14	110.73
22	n	604	CLA	CGD-CBD-CAD	-2.65	102.14	110.73
22	B	610	CLA	CMB-C2B-C3B	2.65	129.64	124.68
23	D	402	PHO	O2D-CGD-O1D	-2.65	118.65	123.84
22	3	304	CLA	C4A-NA-C1A	-2.65	105.51	106.71
22	7	304	CLA	C4A-NA-C1A	-2.65	105.51	106.71
22	2	602	CLA	CMD-C2D-C3D	2.65	133.72	127.61
22	6	602	CLA	CMD-C2D-C3D	2.65	133.72	127.61
22	B	608	CLA	CMB-C2B-C3B	2.65	129.64	124.68
22	c	511	CLA	CMB-C2B-C3B	2.65	129.64	124.68

*Continued on next page...*

Continued from previous page...

Mol	Chain	Res	Type	Atoms	Z	Observed(°)	Ideal(°)
22	1	603	CLA	OBD-CAD-C3D	-2.65	122.14	128.52
22	5	603	CLA	OBD-CAD-C3D	-2.65	122.14	128.52
22	3	304	CLA	C3C-C4C-NC	2.65	113.54	110.57
22	7	304	CLA	C3C-C4C-NC	2.65	113.54	110.57
22	3	304	CLA	OBD-CAD-C3D	-2.65	122.15	128.52
22	7	304	CLA	OBD-CAD-C3D	-2.65	122.15	128.52
22	2	604	CLA	OBD-CAD-C3D	-2.65	122.15	128.52
22	6	604	CLA	OBD-CAD-C3D	-2.65	122.15	128.52
22	A	403	CLA	CAC-C3C-C2C	-2.65	123.00	127.53
22	Y	614	CLA	CAA-C2A-C3A	-2.65	105.53	112.78
22	y	614	CLA	CAA-C2A-C3A	-2.65	105.53	112.78
25	3	301	CHL	CMB-C2B-C3B	2.65	129.63	124.68
25	7	301	CHL	CMB-C2B-C3B	2.65	129.63	124.68
22	R	310	CLA	CHD-C4C-NC	2.65	128.37	124.20
22	r	310	CLA	CHD-C4C-NC	2.65	128.37	124.20
22	G	614	CLA	O2D-CGD-O1D	-2.65	118.67	123.84
22	g	614	CLA	O2D-CGD-O1D	-2.65	118.67	123.84
22	c	508	CLA	CMC-C2C-C3C	2.64	133.30	126.12
22	B	601	CLA	O2D-CGD-O1D	-2.64	118.67	123.84
22	B	601	CLA	C4D-CHA-C1A	-2.64	118.03	121.25
22	N	602	CLA	O2D-CGD-O1D	-2.64	118.67	123.84
22	n	602	CLA	O2D-CGD-O1D	-2.64	118.67	123.84
22	d	401	CLA	CAC-C3C-C2C	-2.64	123.01	127.53
25	2	601	CHL	O2D-CGD-CBD	2.64	115.96	111.27
25	6	601	CHL	O2D-CGD-CBD	2.64	115.96	111.27
25	1	607	CHL	CMB-C2B-C3B	2.64	129.61	124.68
25	5	607	CHL	CMB-C2B-C3B	2.64	129.61	124.68
22	S	304	CLA	CGD-CBD-CAD	-2.64	102.19	110.73
22	s	304	CLA	CGD-CBD-CAD	-2.64	102.19	110.73
22	R	301	CLA	CHC-C1C-C2C	-2.64	119.43	126.72
22	r	301	CLA	CHC-C1C-C2C	-2.64	119.43	126.72
22	1	603	CLA	CMD-C2D-C3D	2.64	133.68	127.61
22	5	603	CLA	CMD-C2D-C3D	2.64	133.68	127.61
22	R	312	CLA	CMB-C2B-C3B	2.64	129.61	124.68
22	r	312	CLA	CMB-C2B-C3B	2.64	129.61	124.68
25	3	308	CHL	O2D-CGD-CBD	2.64	115.95	111.27
25	7	308	CHL	O2D-CGD-CBD	2.64	115.95	111.27
22	d	401	CLA	O2D-CGD-O1D	-2.64	118.69	123.84
22	B	613	CLA	CED-O2D-CGD	2.64	121.90	115.94
22	R	301	CLA	CAA-C2A-C3A	-2.64	105.56	112.78
22	r	301	CLA	CAA-C2A-C3A	-2.64	105.56	112.78
22	3	314	CLA	CHC-C1C-C2C	-2.63	119.43	126.72

Continued on next page...

Continued from previous page...

Mol	Chain	Res	Type	Atoms	Z	Observed(°)	Ideal(°)
22	7	314	CLA	CHC-C1C-C2C	-2.63	119.43	126.72
22	B	611	CLA	OBD-CAD-C3D	-2.63	122.18	128.52
22	C	506	CLA	CMC-C2C-C3C	2.63	133.26	126.12
22	G	602	CLA	CMB-C2B-C3B	2.63	129.60	124.68
22	g	602	CLA	CMB-C2B-C3B	2.63	129.60	124.68
22	c	501	CLA	CMC-C2C-C3C	2.63	133.26	126.12
22	B	613	CLA	C4D-CHA-C1A	-2.63	118.05	121.25
22	4	304	CLA	CMB-C2B-C3B	2.63	129.60	124.68
22	8	304	CLA	CMB-C2B-C3B	2.63	129.60	124.68
25	G	601	CHL	O2D-CGD-CBD	2.63	115.94	111.27
25	g	601	CHL	O2D-CGD-CBD	2.63	115.94	111.27
22	R	303	CLA	C4A-NA-C1A	-2.63	105.52	106.71
22	r	303	CLA	C4A-NA-C1A	-2.63	105.52	106.71
22	G	603	CLA	OBD-CAD-C3D	-2.63	122.19	128.52
22	g	603	CLA	OBD-CAD-C3D	-2.63	122.19	128.52
22	Y	612	CLA	CHD-C4C-NC	2.63	128.34	124.20
22	y	612	CLA	CHD-C4C-NC	2.63	128.34	124.20
22	Y	612	CLA	C3B-C4B-NB	2.63	112.60	109.21
22	y	612	CLA	C3B-C4B-NB	2.63	112.60	109.21
22	Y	602	CLA	O2D-CGD-O1D	-2.62	118.71	123.84
22	y	602	CLA	O2D-CGD-O1D	-2.62	118.71	123.84
22	c	509	CLA	O2D-CGD-O1D	-2.62	118.71	123.84
22	3	304	CLA	C3B-C4B-NB	2.62	112.60	109.21
22	7	304	CLA	C3B-C4B-NB	2.62	112.60	109.21
22	R	312	CLA	OBD-CAD-C3D	-2.62	122.21	128.52
22	r	312	CLA	OBD-CAD-C3D	-2.62	122.21	128.52
22	S	310	CLA	OBD-CAD-C3D	-2.62	122.21	128.52
22	s	310	CLA	OBD-CAD-C3D	-2.62	122.21	128.52
22	N	603	CLA	CGD-CBD-CAD	-2.62	102.24	110.73
22	n	603	CLA	CGD-CBD-CAD	-2.62	102.24	110.73
25	4	301	CHL	CMB-C2B-C3B	2.62	129.58	124.68
25	8	301	CHL	CMB-C2B-C3B	2.62	129.58	124.68
22	C	509	CLA	C4A-NA-C1A	-2.62	105.53	106.71
22	1	612	CLA	OBD-CAD-C3D	-2.62	122.22	128.52
22	5	612	CLA	OBD-CAD-C3D	-2.62	122.22	128.52
22	N	612	CLA	C3C-C4C-NC	2.62	113.51	110.57
22	n	612	CLA	C3C-C4C-NC	2.62	113.51	110.57
22	s	301	CLA	CHC-C1C-C2C	-2.62	119.48	126.72
25	G	608	CHL	CAA-C2A-C3A	-2.62	105.61	112.78
25	g	608	CHL	CAA-C2A-C3A	-2.62	105.61	112.78
22	2	609	CLA	CMB-C2B-C3B	2.62	129.57	124.68
22	6	609	CLA	CMB-C2B-C3B	2.62	129.57	124.68

Continued on next page...



*Continued from previous page...*

Mol	Chain	Res	Type	Atoms	Z	Observed(°)	Ideal(°)
25	1	605	CHL	O2D-CGD-CBD	2.62	115.92	111.27
25	5	605	CHL	O2D-CGD-CBD	2.62	115.92	111.27
22	C	511	CLA	O2D-CGD-O1D	-2.62	118.72	123.84
25	N	601	CHL	O2D-CGD-CBD	2.62	115.92	111.27
25	n	601	CHL	O2D-CGD-CBD	2.62	115.92	111.27
22	a	402	CLA	CAA-C2A-C3A	-2.62	105.61	112.78
22	4	304	CLA	OBD-CAD-C3D	-2.62	122.23	128.52
22	8	304	CLA	OBD-CAD-C3D	-2.62	122.23	128.52
22	1	613	CLA	CMA-C3A-C4A	-2.62	104.74	111.77
22	5	613	CLA	CMA-C3A-C4A	-2.62	104.74	111.77
22	b	615	CLA	CGD-CBD-CAD	-2.61	102.26	110.73
22	1	604	CLA	C4D-CHA-C1A	-2.61	118.07	121.25
22	5	604	CLA	C4D-CHA-C1A	-2.61	118.07	121.25
22	1	614	CLA	C2D-C1D-ND	2.61	112.03	110.10
22	5	614	CLA	C2D-C1D-ND	2.61	112.03	110.10
22	N	614	CLA	O2D-CGD-O1D	-2.61	118.73	123.84
22	n	614	CLA	O2D-CGD-O1D	-2.61	118.73	123.84
22	R	311	CLA	OBD-CAD-C3D	-2.61	122.24	128.52
22	r	311	CLA	OBD-CAD-C3D	-2.61	122.24	128.52
22	b	614	CLA	CMD-C2D-C3D	2.61	133.62	127.61
25	1	607	CHL	CAA-C2A-C3A	-2.61	105.63	112.78
25	5	607	CHL	CAA-C2A-C3A	-2.61	105.63	112.78
22	C	508	CLA	C3B-C4B-NB	2.61	112.58	109.21
22	C	501	CLA	CMD-C2D-C3D	2.61	133.62	127.61
22	1	602	CLA	O2D-CGD-O1D	-2.61	118.74	123.84
22	5	602	CLA	O2D-CGD-O1D	-2.61	118.74	123.84
22	B	614	CLA	CAA-C2A-C1A	2.61	120.52	111.97
22	N	610	CLA	CBC-CAC-C3C	-2.61	105.24	112.43
22	n	610	CLA	CBC-CAC-C3C	-2.61	105.24	112.43
22	D	401	CLA	CMB-C2B-C3B	2.61	129.55	124.68
25	4	305	CHL	CAA-CBA-CGA	2.61	119.42	112.51
25	8	305	CHL	CAA-CBA-CGA	2.61	119.42	112.51
22	B	611	CLA	C3B-C4B-NB	2.60	112.58	109.21
22	b	602	CLA	C4D-CHA-C1A	-2.60	118.08	121.25
22	2	611	CLA	OBD-CAD-C3D	-2.60	122.26	128.52
22	6	611	CLA	OBD-CAD-C3D	-2.60	122.26	128.52
25	3	307	CHL	CMB-C2B-C3B	2.60	129.55	124.68
25	7	307	CHL	CMB-C2B-C3B	2.60	129.55	124.68
22	b	606	CLA	CHC-C1C-C2C	-2.60	119.52	126.72
22	N	614	CLA	OBD-CAD-C3D	-2.60	122.26	128.52
22	n	614	CLA	OBD-CAD-C3D	-2.60	122.26	128.52
22	3	314	CLA	OBD-CAD-C3D	-2.60	122.26	128.52

*Continued on next page...*



*Continued from previous page...*

Mol	Chain	Res	Type	Atoms	Z	Observed(°)	Ideal(°)
22	7	314	CLA	OBD-CAD-C3D	-2.60	122.26	128.52
22	4	304	CLA	CAA-CBA-CGA	2.60	119.41	112.51
22	8	304	CLA	CAA-CBA-CGA	2.60	119.41	112.51
22	N	604	CLA	CMB-C2B-C3B	2.60	129.54	124.68
22	n	604	CLA	CMB-C2B-C3B	2.60	129.54	124.68
22	3	311	CLA	OBD-CAD-C3D	-2.60	122.26	128.52
22	7	311	CLA	OBD-CAD-C3D	-2.60	122.26	128.52
22	b	615	CLA	CHC-C1C-C2C	-2.60	119.53	126.72
22	D	404	CLA	CAA-C2A-C3A	-2.60	105.66	112.78
22	3	311	CLA	O2D-CGD-O1D	-2.60	118.76	123.84
22	7	311	CLA	O2D-CGD-O1D	-2.60	118.76	123.84
22	R	311	CLA	CHC-C1C-C2C	-2.60	119.53	126.72
22	r	311	CLA	CHC-C1C-C2C	-2.60	119.53	126.72
22	c	506	CLA	OBD-CAD-C3D	-2.60	122.27	128.52
22	G	603	CLA	CGD-CBD-CAD	-2.60	102.32	110.73
22	g	603	CLA	CGD-CBD-CAD	-2.60	102.32	110.73
22	b	601	CLA	CMC-C2C-C1C	2.60	129.00	125.04
25	Y	606	CHL	O2A-CGA-O1A	-2.60	116.83	123.30
25	y	606	CHL	O2A-CGA-O1A	-2.60	116.83	123.30
22	Y	613	CLA	C4A-NA-C1A	-2.60	105.54	106.71
22	y	613	CLA	C4A-NA-C1A	-2.60	105.54	106.71
25	1	606	CHL	CAA-C2A-C3A	-2.60	105.67	112.78
25	5	606	CHL	CAA-C2A-C3A	-2.60	105.67	112.78
22	B	616	CLA	CMB-C2B-C3B	2.59	129.53	124.68
22	b	614	CLA	C3B-C4B-NB	2.59	112.56	109.21
22	C	502	CLA	CHC-C1C-C2C	-2.59	119.55	126.72
22	N	603	CLA	CMD-C2D-C3D	2.59	133.58	127.61
22	n	603	CLA	CMD-C2D-C3D	2.59	133.58	127.61
22	S	309	CLA	C4D-CHA-C1A	-2.59	118.09	121.25
22	s	309	CLA	C4D-CHA-C1A	-2.59	118.09	121.25
22	D	401	CLA	CBC-CAC-C3C	-2.59	105.28	112.43
22	b	607	CLA	CAA-C2A-C3A	-2.59	105.68	112.78
25	Y	601	CHL	C1D-ND-C4D	-2.59	104.50	106.33
25	y	601	CHL	C1D-ND-C4D	-2.59	104.50	106.33
22	S	303	CLA	CMB-C2B-C3B	2.59	129.52	124.68
22	s	303	CLA	CMB-C2B-C3B	2.59	129.52	124.68
22	S	312	CLA	C4A-NA-C1A	-2.59	105.54	106.71
22	s	312	CLA	C4A-NA-C1A	-2.59	105.54	106.71
25	G	605	CHL	CMB-C2B-C3B	2.59	129.52	124.68
25	g	605	CHL	CMB-C2B-C3B	2.59	129.52	124.68
25	1	606	CHL	CMB-C2B-C3B	2.59	129.52	124.68
25	5	606	CHL	CMB-C2B-C3B	2.59	129.52	124.68

*Continued on next page...*

*Continued from previous page...*

Mol	Chain	Res	Type	Atoms	Z	Observed(°)	Ideal(°)
22	R	309	CLA	CHD-C4C-NC	2.59	128.28	124.20
22	r	309	CLA	CHD-C4C-NC	2.59	128.28	124.20
22	3	305	CLA	CMB-C2B-C3B	2.59	129.52	124.68
22	7	305	CLA	CMB-C2B-C3B	2.59	129.52	124.68
25	3	309	CHL	CAA-CBA-CGA	2.59	119.38	112.51
25	7	309	CHL	CAA-CBA-CGA	2.59	119.38	112.51
22	2	609	CLA	CMD-C2D-C3D	2.59	133.57	127.61
22	6	609	CLA	CMD-C2D-C3D	2.59	133.57	127.61
22	C	501	CLA	C3B-C4B-NB	2.59	112.55	109.21
22	B	614	CLA	CHD-C4C-NC	2.58	128.28	124.20
22	4	310	CLA	OBD-CAD-C3D	-2.58	122.30	128.52
22	8	310	CLA	OBD-CAD-C3D	-2.58	122.30	128.52
22	c	503	CLA	CHD-C4C-NC	2.58	128.28	124.20
25	3	301	CHL	CAA-C2A-C3A	-2.58	105.70	112.78
25	7	301	CHL	CAA-C2A-C3A	-2.58	105.70	112.78
25	N	605	CHL	CMB-C2B-C3B	2.58	129.51	124.68
25	n	605	CHL	CMB-C2B-C3B	2.58	129.51	124.68
22	C	509	CLA	CHD-C4C-NC	2.58	128.27	124.20
22	1	604	CLA	C4A-NA-C1A	-2.58	105.55	106.71
22	5	604	CLA	C4A-NA-C1A	-2.58	105.55	106.71
22	G	604	CLA	OBD-CAD-C3D	-2.58	122.31	128.52
22	g	604	CLA	OBD-CAD-C3D	-2.58	122.31	128.52
22	C	503	CLA	CMD-C2D-C3D	2.58	133.55	127.61
25	1	606	CHL	O2D-CGD-CBD	2.58	115.85	111.27
25	5	606	CHL	O2D-CGD-CBD	2.58	115.85	111.27
23	a	404	PHO	CBA-CAA-C2A	-2.58	106.28	113.81
22	c	501	CLA	C3C-C4C-NC	2.58	113.46	110.57
22	3	312	CLA	CHD-C4C-NC	2.58	128.26	124.20
22	7	312	CLA	CHD-C4C-NC	2.58	128.26	124.20
22	3	312	CLA	OBD-CAD-C3D	-2.58	122.32	128.52
22	7	312	CLA	OBD-CAD-C3D	-2.58	122.32	128.52
22	2	613	CLA	OBD-CAD-C3D	-2.58	122.32	128.52
22	6	613	CLA	OBD-CAD-C3D	-2.58	122.32	128.52
22	2	610	CLA	O2D-CGD-O1D	-2.58	118.80	123.84
22	6	610	CLA	O2D-CGD-O1D	-2.58	118.80	123.84
22	b	611	CLA	CHD-C4C-NC	2.57	128.26	124.20
25	2	601	CHL	CMB-C2B-C3B	2.57	129.49	124.68
25	6	601	CHL	CMB-C2B-C3B	2.57	129.49	124.68
22	N	611	CLA	CMB-C2B-C3B	2.57	129.49	124.68
22	n	611	CLA	CMB-C2B-C3B	2.57	129.49	124.68
22	S	312	CLA	CED-O2D-CGD	2.57	121.75	115.94
22	s	312	CLA	CED-O2D-CGD	2.57	121.75	115.94

*Continued on next page...*

*Continued from previous page...*

Mol	Chain	Res	Type	Atoms	Z	Observed(°)	Ideal(°)
22	C	505	CLA	CMB-C2B-C3B	2.57	129.49	124.68
25	N	606	CHL	CAA-C2A-C3A	-2.57	105.74	112.78
25	n	606	CHL	CAA-C2A-C3A	-2.57	105.74	112.78
22	B	601	CLA	CAC-C3C-C2C	-2.57	123.13	127.53
22	B	609	CLA	CMA-C3A-C2A	-2.57	103.46	113.83
25	2	605	CHL	CMB-C2B-C3B	2.57	129.49	124.68
25	6	605	CHL	CMB-C2B-C3B	2.57	129.49	124.68
22	C	511	CLA	OBD-CAD-C3D	-2.57	122.34	128.52
22	4	304	CLA	O2D-CGD-O1D	-2.57	118.82	123.84
22	8	304	CLA	O2D-CGD-O1D	-2.57	118.82	123.84
25	4	307	CHL	CMB-C2B-C3B	2.57	129.48	124.68
25	8	307	CHL	CMB-C2B-C3B	2.57	129.48	124.68
22	c	510	CLA	CHD-C4C-NC	2.57	128.25	124.20
25	3	308	CHL	CAA-C2A-C3A	-2.57	105.75	112.78
25	7	308	CHL	CAA-C2A-C3A	-2.57	105.75	112.78
22	s	301	CLA	CAA-C2A-C3A	-2.57	105.75	112.78
22	1	613	CLA	O2D-CGD-O1D	-2.57	118.82	123.84
22	5	613	CLA	O2D-CGD-O1D	-2.57	118.82	123.84
22	S	305	CLA	CHD-C4C-NC	2.56	128.25	124.20
22	s	305	CLA	CHD-C4C-NC	2.56	128.25	124.20
22	N	604	CLA	C3B-C4B-NB	2.56	112.53	109.21
22	n	604	CLA	C3B-C4B-NB	2.56	112.53	109.21
22	B	614	CLA	CMC-C2C-C1C	2.56	128.94	125.04
22	B	616	CLA	CED-O2D-CGD	2.56	121.73	115.94
22	S	310	CLA	CGD-CBD-CAD	-2.56	102.44	110.73
22	s	310	CLA	CGD-CBD-CAD	-2.56	102.44	110.73
22	c	509	CLA	OBD-CAD-C3D	-2.56	122.36	128.52
22	S	309	CLA	CHD-C4C-NC	2.56	128.24	124.20
22	s	309	CLA	CHD-C4C-NC	2.56	128.24	124.20
25	4	306	CHL	CMB-C2B-C3B	2.56	129.47	124.68
25	8	306	CHL	CMB-C2B-C3B	2.56	129.47	124.68
22	4	309	CLA	CMA-C3A-C2A	-2.56	103.50	113.83
22	8	309	CLA	CMA-C3A-C2A	-2.56	103.50	113.83
25	G	607	CHL	C2A-C1A-CHA	2.56	128.33	123.86
25	g	607	CHL	C2A-C1A-CHA	2.56	128.33	123.86
22	Y	611	CLA	O2D-CGD-O1D	-2.56	118.83	123.84
22	y	611	CLA	O2D-CGD-O1D	-2.56	118.83	123.84
22	2	611	CLA	CHC-C1C-C2C	-2.56	119.64	126.72
22	6	611	CLA	CHC-C1C-C2C	-2.56	119.64	126.72
22	b	609	CLA	CMC-C2C-C1C	2.56	128.93	125.04
22	b	616	CLA	CHA-C1A-NA	-2.56	120.54	126.40
22	2	610	CLA	CMB-C2B-C3B	2.56	129.46	124.68

*Continued on next page...*

*Continued from previous page...*

Mol	Chain	Res	Type	Atoms	Z	Observed(°)	Ideal(°)
22	6	610	CLA	CMB-C2B-C3B	2.56	129.46	124.68
22	B	603	CLA	CMA-C3A-C4A	-2.55	104.91	111.77
22	c	501	CLA	CMD-C2D-C3D	2.55	133.49	127.61
22	N	602	CLA	CMD-C2D-C3D	2.55	133.49	127.61
22	n	602	CLA	CMD-C2D-C3D	2.55	133.49	127.61
22	A	403	CLA	OBD-CAD-C3D	-2.55	122.37	128.52
22	3	303	CLA	CHC-C1C-C2C	-2.55	119.66	126.72
22	7	303	CLA	CHC-C1C-C2C	-2.55	119.66	126.72
22	d	403	CLA	CMD-C2D-C3D	2.55	133.49	127.61
22	S	313	CLA	CMC-C2C-C1C	2.55	128.93	125.04
22	s	313	CLA	CMC-C2C-C1C	2.55	128.93	125.04
22	C	503	CLA	CHD-C4C-NC	2.55	128.23	124.20
22	2	604	CLA	CMB-C2B-C3B	2.55	129.45	124.68
22	6	604	CLA	CMB-C2B-C3B	2.55	129.45	124.68
22	S	314	CLA	CGD-CBD-CAD	-2.55	102.47	110.73
22	s	314	CLA	CGD-CBD-CAD	-2.55	102.47	110.73
22	B	612	CLA	C3B-C4B-NB	2.55	112.51	109.21
22	C	509	CLA	CAC-C3C-C2C	-2.55	123.17	127.53
22	A	405	CLA	CHA-C1A-NA	-2.55	120.56	126.40
22	C	502	CLA	C4A-NA-C1A	-2.55	105.56	106.71
22	B	606	CLA	CMB-C2B-C3B	2.55	129.45	124.68
22	b	607	CLA	C4D-CHA-C1A	-2.55	118.15	121.25
22	N	614	CLA	C3B-C4B-NB	2.55	112.50	109.21
22	n	614	CLA	C3B-C4B-NB	2.55	112.50	109.21
22	R	309	CLA	OBD-CAD-C3D	-2.55	122.39	128.52
22	r	309	CLA	OBD-CAD-C3D	-2.55	122.39	128.52
22	4	302	CLA	OBD-CAD-C3D	-2.55	122.39	128.52
22	8	302	CLA	OBD-CAD-C3D	-2.55	122.39	128.52
22	c	509	CLA	CHC-C1C-C2C	-2.55	119.68	126.72
25	1	609	CHL	CAA-CBA-CGA	2.55	119.26	112.51
25	5	609	CHL	CAA-CBA-CGA	2.55	119.26	112.51
22	C	511	CLA	CED-O2D-CGD	2.55	121.69	115.94
22	S	313	CLA	OBD-CAD-C3D	-2.54	122.40	128.52
22	s	313	CLA	OBD-CAD-C3D	-2.54	122.40	128.52
22	b	604	CLA	CAA-C2A-C3A	-2.54	105.81	112.78
22	3	312	CLA	CGD-CBD-CAD	-2.54	102.50	110.73
22	7	312	CLA	CGD-CBD-CAD	-2.54	102.50	110.73
22	B	612	CLA	CMB-C2B-C3B	2.54	129.44	124.68
22	C	511	CLA	CMB-C2B-C3B	2.54	129.43	124.68
22	R	303	CLA	CHD-C4C-NC	2.54	128.21	124.20
22	r	303	CLA	CHD-C4C-NC	2.54	128.21	124.20
22	B	606	CLA	CMD-C2D-C3D	2.54	133.46	127.61

*Continued on next page...*

*Continued from previous page...*

Mol	Chain	Res	Type	Atoms	Z	Observed(°)	Ideal(°)
22	c	504	CLA	C4D-CHA-C1A	-2.54	118.16	121.25
22	C	512	CLA	CMD-C2D-C3D	2.54	133.46	127.61
22	C	502	CLA	CMB-C2B-C3B	2.54	129.43	124.68
22	S	310	CLA	CED-O2D-CGD	2.54	121.68	115.94
22	s	310	CLA	CED-O2D-CGD	2.54	121.68	115.94
22	C	507	CLA	CMD-C2D-C3D	2.54	133.45	127.61
22	B	602	CLA	CED-O2D-CGD	2.54	121.68	115.94
25	R	306	CHL	CMB-C2B-C3B	2.54	129.43	124.68
25	r	306	CHL	CMB-C2B-C3B	2.54	129.43	124.68
22	N	614	CLA	C3C-C4C-NC	2.54	113.42	110.57
22	n	614	CLA	C3C-C4C-NC	2.54	113.42	110.57
22	C	501	CLA	OBD-CAD-C3D	-2.54	122.42	128.52
22	B	612	CLA	CGD-CBD-CAD	-2.54	102.52	110.73
22	N	602	CLA	CHD-C4C-NC	2.54	128.20	124.20
22	n	602	CLA	CHD-C4C-NC	2.54	128.20	124.20
22	b	609	CLA	C4D-CHA-C1A	-2.53	118.16	121.25
22	B	614	CLA	O2D-CGD-O1D	-2.53	118.88	123.84
22	d	403	CLA	OBD-CAD-C3D	-2.53	122.42	128.52
22	B	603	CLA	CMD-C2D-C3D	2.53	133.44	127.61
22	4	310	CLA	CMB-C2B-C3B	2.53	129.42	124.68
22	8	310	CLA	CMB-C2B-C3B	2.53	129.42	124.68
22	4	309	CLA	CAA-C2A-C3A	-2.53	105.84	112.78
22	8	309	CLA	CAA-C2A-C3A	-2.53	105.84	112.78
22	G	612	CLA	OBD-CAD-C3D	-2.53	122.42	128.52
22	g	612	CLA	OBD-CAD-C3D	-2.53	122.42	128.52
22	S	313	CLA	CMB-C2B-C3B	2.53	129.41	124.68
22	s	313	CLA	CMB-C2B-C3B	2.53	129.41	124.68
22	2	613	CLA	CMB-C2B-C3B	2.53	129.41	124.68
22	6	613	CLA	CMB-C2B-C3B	2.53	129.41	124.68
22	s	301	CLA	O2D-CGD-O1D	-2.53	118.89	123.84
22	R	311	CLA	CHD-C4C-NC	2.53	128.19	124.20
22	r	311	CLA	CHD-C4C-NC	2.53	128.19	124.20
22	b	602	CLA	CMC-C2C-C1C	2.53	128.89	125.04
22	c	502	CLA	OBD-CAD-C3D	-2.53	122.43	128.52
25	N	607	CHL	CAA-C2A-C3A	-2.53	105.85	112.78
25	n	607	CHL	CAA-C2A-C3A	-2.53	105.85	112.78
22	b	615	CLA	CAA-C2A-C3A	-2.53	105.85	112.78
22	C	507	CLA	O2D-CGD-O1D	-2.53	118.90	123.84
22	D	403	CLA	C3B-C4B-NB	2.53	112.48	109.21
22	C	501	CLA	CAC-C3C-C2C	-2.53	123.21	127.53
22	1	604	CLA	O2D-CGD-O1D	-2.53	118.90	123.84
22	5	604	CLA	O2D-CGD-O1D	-2.53	118.90	123.84

*Continued on next page...*

*Continued from previous page...*

Mol	Chain	Res	Type	Atoms	Z	Observed(°)	Ideal(°)
22	b	616	CLA	C3C-C4C-NC	2.53	113.40	110.57
22	d	401	CLA	CHD-C4C-NC	2.52	128.18	124.20
22	R	301	CLA	OBD-CAD-C3D	-2.52	122.44	128.52
22	r	301	CLA	OBD-CAD-C3D	-2.52	122.44	128.52
25	2	608	CHL	C3A-C2A-C1A	2.52	105.12	101.34
25	6	608	CHL	C3A-C2A-C1A	2.52	105.12	101.34
22	B	602	CLA	OBD-CAD-C3D	-2.52	122.45	128.52
22	c	512	CLA	CAC-C3C-C2C	-2.52	123.22	127.53
22	S	314	CLA	CHD-C4C-NC	2.52	128.18	124.20
22	s	314	CLA	CHD-C4C-NC	2.52	128.18	124.20
22	C	504	CLA	OBD-CAD-C3D	-2.52	122.45	128.52
22	C	501	CLA	CGD-CBD-CAD	-2.52	102.57	110.73
22	3	303	CLA	CMC-C2C-C1C	2.52	128.88	125.04
22	7	303	CLA	CMC-C2C-C1C	2.52	128.88	125.04
22	4	309	CLA	OBD-CAD-C3D	-2.52	122.46	128.52
22	8	309	CLA	OBD-CAD-C3D	-2.52	122.46	128.52
22	b	609	CLA	C4A-NA-C1A	-2.52	105.57	106.71
22	b	612	CLA	CHC-C1C-C2C	-2.52	119.76	126.72
22	a	403	CLA	CHD-C4C-NC	2.52	128.17	124.20
22	N	611	CLA	C3B-C4B-NB	2.52	112.46	109.21
22	n	611	CLA	C3B-C4B-NB	2.52	112.46	109.21
22	C	501	CLA	CMA-C3A-C4A	-2.52	105.01	111.77
22	c	507	CLA	CMD-C2D-C3D	2.52	133.40	127.61
22	B	610	CLA	CGD-CBD-CAD	-2.52	102.59	110.73
22	C	508	CLA	CHA-C1A-NA	-2.52	120.64	126.40
22	2	610	CLA	CHD-C4C-NC	2.51	128.17	124.20
22	6	610	CLA	CHD-C4C-NC	2.51	128.17	124.20
22	R	307	CLA	OBD-CAD-C3D	-2.51	122.47	128.52
22	r	307	CLA	OBD-CAD-C3D	-2.51	122.47	128.52
22	4	303	CLA	O2D-CGD-O1D	-2.51	118.92	123.84
22	8	303	CLA	O2D-CGD-O1D	-2.51	118.92	123.84
22	S	311	CLA	OBD-CAD-C3D	-2.51	122.47	128.52
22	s	311	CLA	OBD-CAD-C3D	-2.51	122.47	128.52
22	N	614	CLA	CHD-C4C-NC	2.51	128.16	124.20
22	n	614	CLA	CHD-C4C-NC	2.51	128.16	124.20
25	1	609	CHL	C3A-C2A-C1A	2.51	105.10	101.34
25	5	609	CHL	C3A-C2A-C1A	2.51	105.10	101.34
22	N	604	CLA	OBD-CAD-C3D	-2.51	122.47	128.52
22	n	604	CLA	OBD-CAD-C3D	-2.51	122.47	128.52
22	R	302	CLA	CMB-C2B-C3B	2.51	129.38	124.68
22	r	302	CLA	CMB-C2B-C3B	2.51	129.38	124.68
22	C	510	CLA	OBD-CAD-C3D	-2.51	122.48	128.52

*Continued on next page...*



*Continued from previous page...*

Mol	Chain	Res	Type	Atoms	Z	Observed(°)	Ideal(°)
22	R	310	CLA	C4A-NA-C1A	-2.51	105.58	106.71
22	r	310	CLA	C4A-NA-C1A	-2.51	105.58	106.71
22	4	304	CLA	C4A-NA-C1A	-2.51	105.58	106.71
22	8	304	CLA	C4A-NA-C1A	-2.51	105.58	106.71
25	Y	601	CHL	O2A-CGA-O1A	-2.51	117.04	123.30
25	y	601	CHL	O2A-CGA-O1A	-2.51	117.04	123.30
22	b	615	CLA	OBD-CAD-C3D	-2.51	122.48	128.52
22	c	512	CLA	C3B-C4B-NB	2.51	112.45	109.21
25	2	605	CHL	C2A-C3A-C4A	2.51	104.98	101.78
25	6	605	CHL	C2A-C3A-C4A	2.51	104.98	101.78
22	3	314	CLA	O2D-CGD-O1D	-2.51	118.94	123.84
22	7	314	CLA	O2D-CGD-O1D	-2.51	118.94	123.84
22	b	615	CLA	CHD-C4C-NC	2.51	128.16	124.20
22	b	602	CLA	CHC-C1C-C2C	-2.51	119.79	126.72
22	R	311	CLA	CMC-C2C-C1C	2.51	128.86	125.04
22	r	311	CLA	CMC-C2C-C1C	2.51	128.86	125.04
22	1	602	CLA	CMC-C2C-C1C	2.51	128.86	125.04
22	5	602	CLA	CMC-C2C-C1C	2.51	128.86	125.04
22	c	507	CLA	CHD-C4C-NC	2.51	128.15	124.20
22	N	613	CLA	CHD-C4C-NC	2.51	128.15	124.20
22	n	613	CLA	CHD-C4C-NC	2.51	128.15	124.20
22	G	603	CLA	C3C-C4C-NC	2.51	113.38	110.57
22	g	603	CLA	C3C-C4C-NC	2.51	113.38	110.57
25	3	306	CHL	C2A-C3A-C4A	2.51	104.98	101.78
25	7	306	CHL	C2A-C3A-C4A	2.51	104.98	101.78
22	d	403	CLA	C3C-C4C-NC	2.50	113.38	110.57
22	R	307	CLA	C4D-CHA-C1A	-2.50	118.20	121.25
22	r	307	CLA	C4D-CHA-C1A	-2.50	118.20	121.25
22	B	608	CLA	O2D-CGD-O1D	-2.50	118.95	123.84
22	2	604	CLA	CAA-CBA-CGA	2.50	119.14	112.51
22	6	604	CLA	CAA-CBA-CGA	2.50	119.14	112.51
22	G	603	CLA	CAA-C2A-C3A	-2.50	105.94	112.78
22	g	603	CLA	CAA-C2A-C3A	-2.50	105.94	112.78
22	b	604	CLA	C4D-CHA-C1A	-2.50	118.21	121.25
22	C	505	CLA	O2D-CGD-O1D	-2.50	118.95	123.84
22	b	606	CLA	O2A-CGA-O1A	-2.50	117.07	123.30
22	b	602	CLA	CAA-C2A-C3A	-2.50	105.94	112.78
22	G	613	CLA	CHD-C4C-NC	2.50	128.14	124.20
22	g	613	CLA	CHD-C4C-NC	2.50	128.14	124.20
25	G	606	CHL	CMB-C2B-C1B	-2.50	124.63	128.46
25	g	606	CHL	CMB-C2B-C1B	-2.50	124.63	128.46
22	4	310	CLA	O2D-CGD-O1D	-2.50	118.96	123.84

*Continued on next page...*



*Continued from previous page...*

Mol	Chain	Res	Type	Atoms	Z	Observed(°)	Ideal(°)
22	8	310	CLA	O2D-CGD-O1D	-2.50	118.96	123.84
25	N	606	CHL	CAA-CBA-CGA	2.50	119.13	112.51
25	n	606	CHL	CAA-CBA-CGA	2.50	119.13	112.51
22	C	502	CLA	CAA-C2A-C3A	-2.50	105.94	112.78
22	c	503	CLA	CMD-C2D-C3D	2.50	133.35	127.61
22	B	609	CLA	CGD-CBD-CAD	-2.50	102.65	110.73
22	c	508	CLA	CHA-C1A-NA	-2.50	120.68	126.40
22	C	512	CLA	C4D-CHA-C1A	-2.49	118.21	121.25
22	R	309	CLA	C3B-C4B-NB	2.49	112.43	109.21
22	r	309	CLA	C3B-C4B-NB	2.49	112.43	109.21
22	C	503	CLA	CMB-C2B-C3B	2.49	129.34	124.68
22	2	613	CLA	O2D-CGD-O1D	-2.49	118.97	123.84
22	6	613	CLA	O2D-CGD-O1D	-2.49	118.97	123.84
22	1	604	CLA	OBD-CAD-C3D	-2.49	122.53	128.52
22	5	604	CLA	OBD-CAD-C3D	-2.49	122.53	128.52
22	c	506	CLA	CHA-C1A-NA	-2.49	120.69	126.40
22	d	404	CLA	O2D-CGD-O1D	-2.49	118.97	123.84
22	4	309	CLA	O2D-CGD-O1D	-2.49	118.97	123.84
22	8	309	CLA	O2D-CGD-O1D	-2.49	118.97	123.84
22	S	313	CLA	CMA-C3A-C4A	-2.49	105.08	111.77
22	s	313	CLA	CMA-C3A-C4A	-2.49	105.08	111.77
22	1	614	CLA	OBD-CAD-C3D	-2.49	122.53	128.52
22	5	614	CLA	OBD-CAD-C3D	-2.49	122.53	128.52
22	S	310	CLA	CMD-C2D-C3D	2.49	133.34	127.61
22	s	310	CLA	CMD-C2D-C3D	2.49	133.34	127.61
22	R	308	CLA	CMA-C3A-C4A	-2.49	105.09	111.77
22	r	308	CLA	CMA-C3A-C4A	-2.49	105.09	111.77
22	b	615	CLA	CMD-C2D-C3D	2.49	133.34	127.61
22	C	506	CLA	O2D-CGD-O1D	-2.49	118.98	123.84
22	c	504	CLA	OBD-CAD-C3D	-2.49	122.54	128.52
22	R	302	CLA	CHC-C1C-C2C	-2.49	119.84	126.72
22	r	302	CLA	CHC-C1C-C2C	-2.49	119.84	126.72
22	c	511	CLA	O2D-CGD-O1D	-2.49	118.98	123.84
22	3	303	CLA	CGD-CBD-CAD	-2.49	102.68	110.73
22	7	303	CLA	CGD-CBD-CAD	-2.49	102.68	110.73
22	C	509	CLA	O2D-CGD-O1D	-2.49	118.98	123.84
22	b	603	CLA	CAA-C2A-C3A	-2.48	105.97	112.78
22	S	312	CLA	C3B-C4B-NB	2.48	112.42	109.21
22	s	312	CLA	C3B-C4B-NB	2.48	112.42	109.21
25	N	609	CHL	CAA-CBA-CGA	2.48	119.09	112.51
25	n	609	CHL	CAA-CBA-CGA	2.48	119.09	112.51
22	B	616	CLA	CHD-C4C-NC	2.48	128.11	124.20

*Continued on next page...*

*Continued from previous page...*

Mol	Chain	Res	Type	Atoms	Z	Observed(°)	Ideal(°)
25	3	302	CHL	C2A-C3A-C4A	2.48	105.88	101.87
25	7	302	CHL	C2A-C3A-C4A	2.48	105.88	101.87
22	b	607	CLA	OBD-CAD-C3D	-2.48	122.55	128.52
22	Y	611	CLA	CHA-C1A-NA	-2.48	120.72	126.40
22	y	611	CLA	CHA-C1A-NA	-2.48	120.72	126.40
25	1	601	CHL	CMB-C2B-C3B	2.48	129.31	124.68
25	5	601	CHL	CMB-C2B-C3B	2.48	129.31	124.68
22	3	303	CLA	OBD-CAD-C3D	-2.48	122.56	128.52
22	7	303	CLA	OBD-CAD-C3D	-2.48	122.56	128.52
22	N	602	CLA	CMC-C2C-C1C	2.48	128.81	125.04
22	n	602	CLA	CMC-C2C-C1C	2.48	128.81	125.04
22	2	602	CLA	CMC-C2C-C1C	2.48	128.81	125.04
22	6	602	CLA	CMC-C2C-C1C	2.48	128.81	125.04
22	G	602	CLA	CGD-CBD-CAD	-2.48	102.71	110.73
22	g	602	CLA	CGD-CBD-CAD	-2.48	102.71	110.73
22	b	601	CLA	CHC-C1C-C2C	-2.48	119.87	126.72
22	b	603	CLA	CMD-C2D-C3D	2.48	133.31	127.61
22	C	504	CLA	CAA-C2A-C3A	-2.48	106.00	112.78
22	1	614	CLA	C3C-C4C-NC	2.48	113.35	110.57
22	5	614	CLA	C3C-C4C-NC	2.48	113.35	110.57
22	S	303	CLA	CMC-C2C-C1C	2.47	128.81	125.04
22	s	303	CLA	CMC-C2C-C1C	2.47	128.81	125.04
22	C	509	CLA	C3B-C4B-NB	2.47	112.41	109.21
22	N	604	CLA	CHD-C4C-NC	2.47	128.10	124.20
22	n	604	CLA	CHD-C4C-NC	2.47	128.10	124.20
22	Y	614	CLA	CMD-C2D-C3D	2.47	133.30	127.61
22	y	614	CLA	CMD-C2D-C3D	2.47	133.30	127.61
22	3	313	CLA	O2D-CGD-O1D	-2.47	119.01	123.84
22	7	313	CLA	O2D-CGD-O1D	-2.47	119.01	123.84
22	2	602	CLA	CGD-CBD-CAD	-2.47	102.73	110.73
22	6	602	CLA	CGD-CBD-CAD	-2.47	102.73	110.73
22	Y	602	CLA	CHD-C4C-NC	2.47	128.09	124.20
22	y	602	CLA	CHD-C4C-NC	2.47	128.09	124.20
22	a	402	CLA	CED-O2D-CGD	2.47	121.52	115.94
22	c	509	CLA	CAA-C2A-C3A	-2.47	106.02	112.78
22	S	314	CLA	CMB-C2B-C3B	2.47	129.29	124.68
22	s	314	CLA	CMB-C2B-C3B	2.47	129.29	124.68
22	B	604	CLA	CHA-C1A-NA	-2.47	120.75	126.40
22	G	604	CLA	C3B-C4B-NB	2.47	112.40	109.21
22	g	604	CLA	C3B-C4B-NB	2.47	112.40	109.21
22	B	615	CLA	CMC-C2C-C1C	2.47	128.80	125.04
22	N	612	CLA	OBD-CAD-C3D	-2.47	122.58	128.52

*Continued on next page...*

*Continued from previous page...*

Mol	Chain	Res	Type	Atoms	Z	Observed(°)	Ideal(°)
22	n	612	CLA	OBD-CAD-C3D	-2.47	122.58	128.52
22	1	603	CLA	O2D-CGD-O1D	-2.47	119.02	123.84
22	5	603	CLA	O2D-CGD-O1D	-2.47	119.02	123.84
22	Y	613	CLA	CHD-C4C-NC	2.47	128.09	124.20
22	y	613	CLA	CHD-C4C-NC	2.47	128.09	124.20
25	R	305	CHL	CMB-C2B-C3B	2.46	129.29	124.68
25	r	305	CHL	CMB-C2B-C3B	2.46	129.29	124.68
22	b	601	CLA	C4D-CHA-C1A	-2.46	118.25	121.25
22	2	603	CLA	CHD-C4C-NC	2.46	128.09	124.20
22	6	603	CLA	CHD-C4C-NC	2.46	128.09	124.20
25	4	301	CHL	CAA-CBA-CGA	2.46	119.04	112.51
25	8	301	CHL	CAA-CBA-CGA	2.46	119.04	112.51
22	b	605	CLA	O1D-CGD-CBD	-2.46	119.44	124.48
22	c	511	CLA	CHD-C4C-NC	2.46	128.08	124.20
22	3	303	CLA	CHD-C4C-NC	2.46	128.08	124.20
22	7	303	CLA	CHD-C4C-NC	2.46	128.08	124.20
22	3	311	CLA	CMB-C2B-C3B	2.46	129.28	124.68
22	7	311	CLA	CMB-C2B-C3B	2.46	129.28	124.68
22	A	403	CLA	O2D-CGD-O1D	-2.46	119.03	123.84
22	S	301	CLA	O2D-CGD-O1D	-2.46	119.03	123.84
22	C	508	CLA	CGD-CBD-CAD	-2.46	102.77	110.73
22	D	403	CLA	OBD-CAD-C3D	-2.46	122.60	128.52
22	2	611	CLA	O2D-CGD-O1D	-2.46	119.03	123.84
22	6	611	CLA	O2D-CGD-O1D	-2.46	119.03	123.84
22	G	603	CLA	C3B-C4B-NB	2.46	112.39	109.21
22	g	603	CLA	C3B-C4B-NB	2.46	112.39	109.21
22	B	610	CLA	OBD-CAD-C3D	-2.46	122.61	128.52
23	d	402	PHO	CMC-C2C-C3C	2.46	129.57	124.94
22	c	506	CLA	CED-O2D-CGD	2.46	121.49	115.94
22	1	610	CLA	CHC-C1C-C2C	-2.45	119.93	126.72
22	5	610	CLA	CHC-C1C-C2C	-2.45	119.93	126.72
25	G	605	CHL	C2A-C3A-C4A	2.45	104.91	101.78
25	g	605	CHL	C2A-C3A-C4A	2.45	104.91	101.78
22	a	402	CLA	CHD-C4C-NC	2.45	128.07	124.20
22	A	402	CLA	OBD-CAD-C3D	-2.45	122.62	128.52
22	b	606	CLA	CMD-C2D-C3D	2.45	133.25	127.61
22	2	602	CLA	OBD-CAD-C3D	-2.45	122.62	128.52
22	6	602	CLA	OBD-CAD-C3D	-2.45	122.62	128.52
25	2	607	CHL	CMB-C2B-C3B	2.45	129.26	124.68
25	6	607	CHL	CMB-C2B-C3B	2.45	129.26	124.68
22	b	609	CLA	CHD-C4C-NC	2.45	128.06	124.20
25	3	308	CHL	CMB-C2B-C3B	2.45	129.26	124.68

*Continued on next page...*

*Continued from previous page...*

Mol	Chain	Res	Type	Atoms	Z	Observed(°)	Ideal(°)
25	7	308	CHL	CMB-C2B-C3B	2.45	129.26	124.68
22	a	402	CLA	OBD-CAD-C3D	-2.45	122.63	128.52
22	Y	604	CLA	C3B-C4B-NB	2.45	112.38	109.21
22	y	604	CLA	C3B-C4B-NB	2.45	112.38	109.21
22	R	301	CLA	CMA-C3A-C2A	-2.45	103.95	113.83
22	r	301	CLA	CMA-C3A-C2A	-2.45	103.95	113.83
22	c	510	CLA	OBD-CAD-C3D	-2.45	122.63	128.52
22	C	509	CLA	CMC-C2C-C1C	2.45	128.76	125.04
22	S	312	CLA	CHD-C4C-NC	2.45	128.06	124.20
22	s	312	CLA	CHD-C4C-NC	2.45	128.06	124.20
22	c	503	CLA	CMB-C2B-C3B	2.45	129.25	124.68
22	a	403	CLA	CAC-C3C-C2C	-2.45	123.35	127.53
22	b	609	CLA	O2D-CGD-O1D	-2.45	119.06	123.84
22	N	603	CLA	C3B-C4B-NB	2.45	112.37	109.21
22	n	603	CLA	C3B-C4B-NB	2.45	112.37	109.21
22	3	314	CLA	C3C-C4C-NC	2.44	113.31	110.57
22	7	314	CLA	C3C-C4C-NC	2.44	113.31	110.57
25	Y	607	CHL	CMB-C2B-C3B	2.44	129.25	124.68
25	y	607	CHL	CMB-C2B-C3B	2.44	129.25	124.68
22	b	616	CLA	CED-O2D-CGD	2.44	121.46	115.94
22	N	603	CLA	C3C-C4C-NC	2.44	113.31	110.57
22	n	603	CLA	C3C-C4C-NC	2.44	113.31	110.57
22	b	609	CLA	CED-O2D-CGD	2.44	121.46	115.94
22	3	305	CLA	CAA-CBA-CGA	2.44	118.99	112.51
22	7	305	CLA	CAA-CBA-CGA	2.44	118.99	112.51
22	c	504	CLA	O2D-CGD-O1D	-2.44	119.06	123.84
22	c	503	CLA	CGD-CBD-CAD	-2.44	102.83	110.73
22	C	503	CLA	CHA-C1A-NA	-2.44	120.81	126.40
22	Y	604	CLA	CMB-C2B-C3B	2.44	129.24	124.68
22	y	604	CLA	CMB-C2B-C3B	2.44	129.24	124.68
22	1	603	CLA	CHD-C4C-NC	2.44	128.05	124.20
22	5	603	CLA	CHD-C4C-NC	2.44	128.05	124.20
22	S	301	CLA	CHA-C1A-NA	-2.44	120.81	126.40
22	C	510	CLA	C3B-C4B-NB	2.44	112.36	109.21
22	C	504	CLA	O2D-CGD-O1D	-2.44	119.07	123.84
25	1	601	CHL	C1D-ND-C4D	-2.44	104.61	106.33
25	5	601	CHL	C1D-ND-C4D	-2.44	104.61	106.33
22	Y	611	CLA	C4A-NA-C1A	-2.43	105.61	106.71
22	y	611	CLA	C4A-NA-C1A	-2.43	105.61	106.71
22	c	504	CLA	CAA-C2A-C3A	-2.43	106.12	112.78
22	b	605	CLA	CHD-C4C-NC	2.43	128.03	124.20
22	S	303	CLA	OBD-CAD-C3D	-2.43	122.67	128.52

*Continued on next page...*

*Continued from previous page...*

Mol	Chain	Res	Type	Atoms	Z	Observed(°)	Ideal(°)
22	s	303	CLA	OBD-CAD-C3D	-2.43	122.67	128.52
25	3	306	CHL	CMB-C2B-C3B	2.43	129.22	124.68
25	7	306	CHL	CMB-C2B-C3B	2.43	129.22	124.68
22	2	611	CLA	CGD-CBD-CAD	-2.43	102.86	110.73
22	6	611	CLA	CGD-CBD-CAD	-2.43	102.86	110.73
22	A	402	CLA	O2D-CGD-O1D	-2.43	119.09	123.84
22	b	602	CLA	OBD-CAD-C3D	-2.43	122.68	128.52
23	d	402	PHO	O2D-CGD-O1D	-2.43	119.09	123.84
22	4	310	CLA	CAC-C3C-C2C	-2.43	123.38	127.53
22	8	310	CLA	CAC-C3C-C2C	-2.43	123.38	127.53
22	S	314	CLA	O2D-CGD-O1D	-2.43	119.09	123.84
22	s	314	CLA	O2D-CGD-O1D	-2.43	119.09	123.84
22	Y	611	CLA	CMC-C2C-C1C	2.43	128.73	125.04
22	y	611	CLA	CMC-C2C-C1C	2.43	128.73	125.04
22	Y	612	CLA	CMC-C2C-C3C	2.43	132.70	126.12
22	y	612	CLA	CMC-C2C-C3C	2.43	132.70	126.12
22	4	309	CLA	CHC-C1C-C2C	-2.43	120.01	126.72
22	8	309	CLA	CHC-C1C-C2C	-2.43	120.01	126.72
22	C	507	CLA	CHD-C4C-NC	2.42	128.02	124.20
22	C	506	CLA	CHA-C1A-NA	-2.42	120.85	126.40
22	G	603	CLA	CHD-C4C-NC	2.42	128.02	124.20
22	g	603	CLA	CHD-C4C-NC	2.42	128.02	124.20
22	c	511	CLA	C4D-CHA-C1A	-2.42	118.30	121.25
22	G	612	CLA	CMB-C2B-C3B	2.42	129.21	124.68
22	g	612	CLA	CMB-C2B-C3B	2.42	129.21	124.68
25	R	304	CHL	CMB-C2B-C3B	2.42	129.21	124.68
25	r	304	CHL	CMB-C2B-C3B	2.42	129.21	124.68
22	C	502	CLA	CGD-CBD-CAD	-2.42	102.89	110.73
22	Y	602	CLA	CMA-C3A-C2A	-2.42	104.06	113.83
22	y	602	CLA	CMA-C3A-C2A	-2.42	104.06	113.83
22	C	505	CLA	OBD-CAD-C3D	-2.42	122.70	128.52
22	c	512	CLA	CHD-C4C-NC	2.42	128.02	124.20
22	b	616	CLA	CMC-C2C-C3C	2.42	132.68	126.12
22	C	510	CLA	CHD-C4C-NC	2.42	128.01	124.20
22	S	304	CLA	C4D-CHA-C1A	-2.42	118.31	121.25
22	s	304	CLA	C4D-CHA-C1A	-2.42	118.31	121.25
22	c	505	CLA	O2D-CGD-O1D	-2.42	119.11	123.84
22	1	603	CLA	CAA-C2A-C3A	-2.42	106.16	112.78
22	5	603	CLA	CAA-C2A-C3A	-2.42	106.16	112.78
25	N	605	CHL	C2A-C1A-CHA	2.42	128.07	123.85
25	n	605	CHL	C2A-C1A-CHA	2.42	128.07	123.85
22	B	615	CLA	C3B-C4B-NB	2.42	112.33	109.21

*Continued on next page...*

*Continued from previous page...*

Mol	Chain	Res	Type	Atoms	Z	Observed(°)	Ideal(°)
25	1	606	CHL	CAA-CBA-CGA	2.42	118.92	112.51
25	5	606	CHL	CAA-CBA-CGA	2.42	118.92	112.51
22	a	405	CLA	CHA-C1A-NA	-2.41	120.87	126.40
22	C	504	CLA	CHD-C4C-NC	2.41	128.01	124.20
22	b	614	CLA	CHD-C4C-NC	2.41	128.01	124.20
25	1	605	CHL	OMC-CMC-C2C	-2.41	120.23	125.69
25	5	605	CHL	OMC-CMC-C2C	-2.41	120.23	125.69
22	Y	604	CLA	CHA-C1A-NA	-2.41	120.87	126.40
22	y	604	CLA	CHA-C1A-NA	-2.41	120.87	126.40
22	B	602	CLA	CHA-C1A-NA	-2.41	120.87	126.40
25	4	301	CHL	CAA-C2A-C3A	-2.41	106.17	112.78
25	8	301	CHL	CAA-C2A-C3A	-2.41	106.17	112.78
22	b	609	CLA	CGD-CBD-CAD	-2.41	102.92	110.73
22	c	501	CLA	CHA-C1A-NA	-2.41	120.88	126.40
25	G	608	CHL	CMB-C2B-C1B	-2.41	124.76	128.46
25	g	608	CHL	CMB-C2B-C1B	-2.41	124.76	128.46
25	3	306	CHL	C2A-C1A-CHA	2.41	128.06	123.85
25	7	306	CHL	C2A-C1A-CHA	2.41	128.06	123.85
22	c	501	CLA	OBD-CAD-C3D	-2.41	122.72	128.52
22	2	602	CLA	C4D-CHA-C1A	-2.41	118.32	121.25
22	6	602	CLA	C4D-CHA-C1A	-2.41	118.32	121.25
22	B	604	CLA	OBD-CAD-C3D	-2.41	122.72	128.52
22	B	608	CLA	CHD-C4C-NC	2.41	128.00	124.20
22	d	403	CLA	CMA-C3A-C4A	-2.41	105.30	111.77
22	1	612	CLA	CMB-C2B-C3B	2.41	129.18	124.68
22	5	612	CLA	CMB-C2B-C3B	2.41	129.18	124.68
22	b	615	CLA	C3C-C4C-NC	2.41	113.27	110.57
25	1	608	CHL	CMB-C2B-C3B	2.41	129.18	124.68
25	5	608	CHL	CMB-C2B-C3B	2.41	129.18	124.68
22	1	612	CLA	O2D-CGD-O1D	-2.40	119.14	123.84
22	5	612	CLA	O2D-CGD-O1D	-2.40	119.14	123.84
22	Y	611	CLA	C3B-C4B-NB	2.40	112.32	109.21
22	y	611	CLA	C3B-C4B-NB	2.40	112.32	109.21
22	R	312	CLA	CAA-C2A-C3A	-2.40	106.20	112.78
22	r	312	CLA	CAA-C2A-C3A	-2.40	106.20	112.78
22	D	401	CLA	CAC-C3C-C2C	-2.40	123.42	127.53
22	b	601	CLA	CAC-C3C-C2C	-2.40	123.42	127.53
25	1	609	CHL	C2A-C1A-CHA	2.40	128.06	123.86
25	5	609	CHL	C2A-C1A-CHA	2.40	128.06	123.86
22	S	305	CLA	CED-O2D-CGD	2.40	121.37	115.94
22	s	305	CLA	CED-O2D-CGD	2.40	121.37	115.94
22	G	611	CLA	C3B-C4B-NB	2.40	112.31	109.21

*Continued on next page...*



*Continued from previous page...*

Mol	Chain	Res	Type	Atoms	Z	Observed(°)	Ideal(°)
22	g	611	CLA	C3B-C4B-NB	2.40	112.31	109.21
22	C	502	CLA	CED-O2D-CGD	2.40	121.37	115.94
22	B	602	CLA	O2D-CGD-O1D	-2.40	119.14	123.84
25	1	601	CHL	CAA-C2A-C3A	-2.40	106.20	112.78
25	5	601	CHL	CAA-C2A-C3A	-2.40	106.20	112.78
22	a	402	CLA	C3B-C4B-NB	2.40	112.31	109.21
22	R	309	CLA	CMB-C2B-C3B	2.40	129.17	124.68
22	r	309	CLA	CMB-C2B-C3B	2.40	129.17	124.68
22	4	310	CLA	CGD-CBD-CAD	-2.40	102.96	110.73
22	8	310	CLA	CGD-CBD-CAD	-2.40	102.96	110.73
22	S	311	CLA	CAC-C3C-C2C	-2.40	123.42	127.53
22	s	311	CLA	CAC-C3C-C2C	-2.40	123.42	127.53
22	C	501	CLA	CHA-C1A-NA	-2.40	120.90	126.40
25	Y	606	CHL	O2D-CGD-CBD	2.40	115.53	111.27
25	y	606	CHL	O2D-CGD-CBD	2.40	115.53	111.27
25	N	608	CHL	CAA-CBA-CGA	2.40	118.87	112.51
25	n	608	CHL	CAA-CBA-CGA	2.40	118.87	112.51
22	d	403	CLA	CMC-C2C-C1C	2.40	128.69	125.04
22	b	601	CLA	CGD-CBD-CAD	-2.40	102.97	110.73
22	b	603	CLA	OBD-CAD-C3D	-2.40	122.75	128.52
22	B	604	CLA	CHD-C4C-NC	2.40	127.98	124.20
22	d	401	CLA	OBD-CAD-C3D	-2.40	122.75	128.52
22	Y	612	CLA	O2D-CGD-O1D	-2.40	119.16	123.84
22	y	612	CLA	O2D-CGD-O1D	-2.40	119.16	123.84
25	S	306	CHL	C2A-C1A-CHA	2.39	128.05	123.86
25	s	306	CHL	C2A-C1A-CHA	2.39	128.05	123.86
22	3	305	CLA	C3B-C4B-NB	2.39	112.31	109.21
22	7	305	CLA	C3B-C4B-NB	2.39	112.31	109.21
22	3	304	CLA	CMB-C2B-C3B	2.39	129.16	124.68
22	7	304	CLA	CMB-C2B-C3B	2.39	129.16	124.68
22	S	310	CLA	CBA-CAA-C2A	2.39	120.92	113.86
22	s	310	CLA	CBA-CAA-C2A	2.39	120.92	113.86
22	Y	610	CLA	CMC-C2C-C1C	2.39	128.68	125.04
22	y	610	CLA	CMC-C2C-C1C	2.39	128.68	125.04
22	N	604	CLA	O2D-CGD-O1D	-2.39	119.17	123.84
22	n	604	CLA	O2D-CGD-O1D	-2.39	119.17	123.84
22	B	602	CLA	CHD-C4C-NC	2.39	127.97	124.20
22	C	509	CLA	OBD-CAD-C3D	-2.39	122.77	128.52
22	R	308	CLA	CBA-CAA-C2A	2.39	120.91	113.86
22	r	308	CLA	CBA-CAA-C2A	2.39	120.91	113.86
22	2	603	CLA	O2D-CGD-O1D	-2.39	119.17	123.84
22	6	603	CLA	O2D-CGD-O1D	-2.39	119.17	123.84

*Continued on next page...*



*Continued from previous page...*

Mol	Chain	Res	Type	Atoms	Z	Observed(°)	Ideal(°)
22	C	510	CLA	O2D-CGD-O1D	-2.39	119.17	123.84
22	S	313	CLA	CHD-C4C-NC	2.39	127.97	124.20
22	s	313	CLA	CHD-C4C-NC	2.39	127.97	124.20
25	Y	601	CHL	CAA-CBA-CGA	2.39	118.84	112.51
25	y	601	CHL	CAA-CBA-CGA	2.39	118.84	112.51
22	N	602	CLA	CMB-C2B-C3B	2.39	129.14	124.68
22	n	602	CLA	CMB-C2B-C3B	2.39	129.14	124.68
22	4	303	CLA	CHD-C4C-NC	2.39	127.96	124.20
22	8	303	CLA	CHD-C4C-NC	2.39	127.96	124.20
22	b	615	CLA	CHA-C1A-NA	-2.39	120.93	126.40
22	Y	604	CLA	CGD-CBD-CAD	-2.39	103.01	110.73
22	y	604	CLA	CGD-CBD-CAD	-2.39	103.01	110.73
22	1	604	CLA	C3B-C4B-NB	2.39	112.29	109.21
22	5	604	CLA	C3B-C4B-NB	2.39	112.29	109.21
22	s	301	CLA	OBD-CAD-C3D	-2.39	122.78	128.52
22	2	613	CLA	CHD-C4C-NC	2.39	127.96	124.20
22	6	613	CLA	CHD-C4C-NC	2.39	127.96	124.20
22	c	503	CLA	CHA-C1A-NA	-2.39	120.94	126.40
22	s	301	CLA	CMC-C2C-C1C	2.38	128.67	125.04
22	S	305	CLA	C3B-C4B-NB	2.38	112.29	109.21
22	s	305	CLA	C3B-C4B-NB	2.38	112.29	109.21
22	A	403	CLA	CHD-C4C-NC	2.38	127.96	124.20
22	b	605	CLA	CHA-C1A-NA	-2.38	120.94	126.40
22	d	401	CLA	CMB-C2B-C3B	2.38	129.14	124.68
22	B	614	CLA	CHA-C1A-NA	-2.38	120.94	126.40
22	B	609	CLA	CHD-C4C-NC	2.38	127.96	124.20
22	S	312	CLA	O2D-CGD-O1D	-2.38	119.18	123.84
22	s	312	CLA	O2D-CGD-O1D	-2.38	119.18	123.84
25	S	302	CHL	O2D-CGD-CBD	2.38	115.50	111.27
25	s	302	CHL	O2D-CGD-CBD	2.38	115.50	111.27
22	B	613	CLA	O2D-CGD-O1D	-2.38	119.18	123.84
22	R	303	CLA	C3B-C4B-NB	2.38	112.28	109.21
22	r	303	CLA	C3B-C4B-NB	2.38	112.28	109.21
22	D	404	CLA	CHD-C4C-NC	2.38	127.95	124.20
22	b	605	CLA	CMA-C3A-C4A	-2.38	105.39	111.77
22	R	301	CLA	CMB-C2B-C3B	2.38	129.12	124.68
22	r	301	CLA	CMB-C2B-C3B	2.38	129.12	124.68
22	3	304	CLA	O2D-CGD-O1D	-2.38	119.19	123.84
22	7	304	CLA	O2D-CGD-O1D	-2.38	119.19	123.84
25	1	605	CHL	C2A-C3A-C4A	2.38	104.82	101.78
25	5	605	CHL	C2A-C3A-C4A	2.38	104.82	101.78
22	S	312	CLA	OBD-CAD-C3D	-2.38	122.80	128.52

*Continued on next page...*

*Continued from previous page...*

Mol	Chain	Res	Type	Atoms	Z	Observed(°)	Ideal(°)
22	s	312	CLA	OBD-CAD-C3D	-2.38	122.80	128.52
22	G	604	CLA	CMB-C2B-C3B	2.38	129.12	124.68
22	g	604	CLA	CMB-C2B-C3B	2.38	129.12	124.68
22	R	312	CLA	CHD-C4C-NC	2.38	127.95	124.20
22	r	312	CLA	CHD-C4C-NC	2.38	127.95	124.20
22	B	601	CLA	C4A-NA-C1A	-2.38	105.64	106.71
25	G	607	CHL	CGD-CBD-CAD	-2.37	103.05	110.73
25	g	607	CHL	CGD-CBD-CAD	-2.37	103.05	110.73
22	2	609	CLA	CED-O2D-CGD	2.37	121.31	115.94
22	6	609	CLA	CED-O2D-CGD	2.37	121.31	115.94
22	G	610	CLA	CMA-C3A-C4A	-2.37	105.39	111.77
22	g	610	CLA	CMA-C3A-C4A	-2.37	105.39	111.77
22	Y	614	CLA	C3B-C4B-NB	2.37	112.28	109.21
22	y	614	CLA	C3B-C4B-NB	2.37	112.28	109.21
22	N	610	CLA	CHC-C1C-C2C	-2.37	120.16	126.72
22	n	610	CLA	CHC-C1C-C2C	-2.37	120.16	126.72
22	C	512	CLA	CHA-C1A-NA	-2.37	120.97	126.40
22	D	404	CLA	OBD-CAD-C3D	-2.37	122.81	128.52
22	b	612	CLA	O2D-CGD-O1D	-2.37	119.20	123.84
22	A	405	CLA	C4A-NA-C1A	-2.37	105.64	106.71
25	4	301	CHL	O1D-CGD-CBD	-2.37	119.64	124.48
25	8	301	CHL	O1D-CGD-CBD	-2.37	119.64	124.48
22	1	611	CLA	CMB-C2B-C3B	2.37	129.11	124.68
22	5	611	CLA	CMB-C2B-C3B	2.37	129.11	124.68
22	G	610	CLA	CHC-C1C-C2C	-2.37	120.17	126.72
22	g	610	CLA	CHC-C1C-C2C	-2.37	120.17	126.72
22	S	304	CLA	CAA-C2A-C3A	-2.37	106.30	112.78
22	s	304	CLA	CAA-C2A-C3A	-2.37	106.30	112.78
22	b	614	CLA	OBD-CAD-C3D	-2.37	122.83	128.52
22	C	503	CLA	CED-O2D-CGD	2.37	121.29	115.94
22	d	404	CLA	OBD-CAD-C3D	-2.36	122.83	128.52
22	d	403	CLA	CMA-C3A-C2A	-2.36	104.29	113.83
22	Y	602	CLA	CMB-C2B-C3B	2.36	129.10	124.68
22	y	602	CLA	CMB-C2B-C3B	2.36	129.10	124.68
25	Y	601	CHL	O1D-CGD-CBD	-2.36	119.65	124.48
25	y	601	CHL	O1D-CGD-CBD	-2.36	119.65	124.48
22	c	504	CLA	CHD-C4C-NC	2.36	127.93	124.20
22	c	512	CLA	O2D-CGD-O1D	-2.36	119.22	123.84
22	B	610	CLA	C4D-CHA-C1A	-2.36	118.37	121.25
22	d	404	CLA	CHD-C4C-NC	2.36	127.93	124.20
23	d	402	PHO	CBA-CAA-C2A	-2.36	106.91	113.81
22	S	313	CLA	CED-O2D-CGD	2.36	121.28	115.94

*Continued on next page...*

*Continued from previous page...*

Mol	Chain	Res	Type	Atoms	Z	Observed(°)	Ideal(°)
22	s	313	CLA	CED-O2D-CGD	2.36	121.28	115.94
22	R	311	CLA	O2D-CGD-O1D	-2.36	119.22	123.84
22	r	311	CLA	O2D-CGD-O1D	-2.36	119.22	123.84
22	1	602	CLA	CMA-C3A-C2A	-2.36	104.31	113.83
22	5	602	CLA	CMA-C3A-C2A	-2.36	104.31	113.83
22	b	601	CLA	CMB-C2B-C3B	2.36	129.09	124.68
22	c	510	CLA	CHA-C1A-NA	-2.36	120.99	126.40
22	c	511	CLA	CGD-CBD-CAD	-2.36	103.09	110.73
25	S	306	CHL	CMB-C2B-C3B	2.36	129.09	124.68
25	s	306	CHL	CMB-C2B-C3B	2.36	129.09	124.68
22	1	603	CLA	C3B-C4B-NB	2.36	112.26	109.21
22	5	603	CLA	C3B-C4B-NB	2.36	112.26	109.21
22	c	502	CLA	CED-O2D-CGD	2.36	121.27	115.94
22	C	506	CLA	CAA-C2A-C3A	-2.35	106.33	112.78
22	B	607	CLA	CHA-C1A-NA	-2.35	121.00	126.40
22	3	312	CLA	O2D-CGD-O1D	-2.35	119.24	123.84
22	7	312	CLA	O2D-CGD-O1D	-2.35	119.24	123.84
22	c	511	CLA	CMD-C2D-C3D	2.35	133.03	127.61
22	b	603	CLA	CMB-C2B-C3B	2.35	129.08	124.68
22	G	612	CLA	CAA-C2A-C3A	-2.35	106.34	112.78
22	g	612	CLA	CAA-C2A-C3A	-2.35	106.34	112.78
25	Y	606	CHL	CAA-C2A-C3A	-2.35	106.34	112.78
25	y	606	CHL	CAA-C2A-C3A	-2.35	106.34	112.78
22	3	311	CLA	CHD-C4C-NC	2.35	127.91	124.20
22	4	302	CLA	CHD-C4C-NC	2.35	127.91	124.20
22	7	311	CLA	CHD-C4C-NC	2.35	127.91	124.20
22	8	302	CLA	CHD-C4C-NC	2.35	127.91	124.20
22	d	403	CLA	CBC-CAC-C3C	-2.35	105.95	112.43
22	4	304	CLA	CHD-C4C-NC	2.35	127.90	124.20
22	8	304	CLA	CHD-C4C-NC	2.35	127.90	124.20
22	C	510	CLA	CHA-C1A-NA	-2.35	121.02	126.40
22	R	309	CLA	C4D-CHA-C1A	-2.35	118.39	121.25
22	r	309	CLA	C4D-CHA-C1A	-2.35	118.39	121.25
22	a	403	CLA	O2D-CGD-O1D	-2.35	119.25	123.84
22	C	511	CLA	C4D-CHA-C1A	-2.35	118.39	121.25
22	1	602	CLA	OBD-CAD-C3D	-2.34	122.88	128.52
22	5	602	CLA	OBD-CAD-C3D	-2.34	122.88	128.52
22	B	607	CLA	O2D-CGD-O1D	-2.34	119.26	123.84
25	N	608	CHL	O2A-CGA-O1A	-2.34	117.46	123.30
25	n	608	CHL	O2A-CGA-O1A	-2.34	117.46	123.30
22	S	311	CLA	O2D-CGD-O1D	-2.34	119.26	123.84
22	s	311	CLA	O2D-CGD-O1D	-2.34	119.26	123.84

*Continued on next page...*

*Continued from previous page...*

Mol	Chain	Res	Type	Atoms	Z	Observed(°)	Ideal(°)
22	b	610	CLA	OBD-CAD-C3D	-2.34	122.88	128.52
22	b	608	CLA	OBD-CAD-C3D	-2.34	122.89	128.52
22	Y	612	CLA	OBD-CAD-C3D	-2.34	122.89	128.52
22	y	612	CLA	OBD-CAD-C3D	-2.34	122.89	128.52
22	S	305	CLA	CAA-C2A-C3A	-2.34	106.37	112.78
22	s	305	CLA	CAA-C2A-C3A	-2.34	106.37	112.78
22	b	613	CLA	CHD-C4C-NC	2.34	127.89	124.20
22	Y	603	CLA	CAA-C2A-C3A	-2.34	106.37	112.78
22	y	603	CLA	CAA-C2A-C3A	-2.34	106.37	112.78
22	2	611	CLA	C4D-CHA-C1A	-2.34	118.40	121.25
22	6	611	CLA	C4D-CHA-C1A	-2.34	118.40	121.25
22	B	606	CLA	CHD-C4C-NC	2.34	127.89	124.20
22	B	614	CLA	O1D-CGD-CBD	-2.34	119.70	124.48
22	B	605	CLA	CMB-C2B-C3B	2.34	129.05	124.68
22	N	612	CLA	O2D-CGD-O1D	-2.34	119.27	123.84
22	n	612	CLA	O2D-CGD-O1D	-2.34	119.27	123.84
22	2	611	CLA	CAC-C3C-C2C	-2.34	123.53	127.53
22	6	611	CLA	CAC-C3C-C2C	-2.34	123.53	127.53
22	c	508	CLA	CGD-CBD-CAD	-2.34	103.17	110.73
22	a	402	CLA	CHA-C1A-NA	-2.34	121.05	126.40
22	2	612	CLA	CHD-C4C-NC	2.34	127.89	124.20
22	6	612	CLA	CHD-C4C-NC	2.34	127.89	124.20
22	b	614	CLA	CMB-C2B-C3B	2.33	129.04	124.68
22	b	610	CLA	CAC-C3C-C2C	-2.33	123.54	127.53
22	d	401	CLA	C4A-NA-C1A	-2.33	105.66	106.71
22	c	504	CLA	C3B-C4B-NB	2.33	112.23	109.21
22	b	613	CLA	CED-O2D-CGD	2.33	121.21	115.94
22	B	616	CLA	CMC-C2C-C3C	2.33	132.45	126.12
22	B	616	CLA	CMD-C2D-C1D	2.33	128.82	124.71
22	R	310	CLA	C4D-CHA-C1A	-2.33	118.41	121.25
22	r	310	CLA	C4D-CHA-C1A	-2.33	118.41	121.25
25	2	605	CHL	C2A-C1A-CHA	2.33	127.92	123.85
25	6	605	CHL	C2A-C1A-CHA	2.33	127.92	123.85
22	C	505	CLA	CHD-C4C-NC	2.33	127.88	124.20
22	C	511	CLA	CMC-C2C-C3C	2.33	132.44	126.12
22	R	308	CLA	CBC-CAC-C3C	-2.33	106.01	112.43
22	r	308	CLA	CBC-CAC-C3C	-2.33	106.01	112.43
25	N	608	CHL	CMB-C2B-C3B	2.33	129.04	124.68
25	n	608	CHL	CMB-C2B-C3B	2.33	129.04	124.68
22	1	611	CLA	CHD-C4C-NC	2.33	127.87	124.20
22	5	611	CLA	CHD-C4C-NC	2.33	127.87	124.20
25	S	308	CHL	CAA-CBA-CGA	2.33	118.68	112.51

*Continued on next page...*

*Continued from previous page...*

Mol	Chain	Res	Type	Atoms	Z	Observed(°)	Ideal(°)
25	s	308	CHL	CAA-CBA-CGA	2.33	118.68	112.51
22	d	404	CLA	CED-O2D-CGD	2.33	121.20	115.94
22	S	311	CLA	CAA-C2A-C3A	-2.33	106.41	112.78
22	s	311	CLA	CAA-C2A-C3A	-2.33	106.41	112.78
22	S	312	CLA	C3C-C4C-NC	2.33	113.18	110.57
22	s	312	CLA	C3C-C4C-NC	2.33	113.18	110.57
22	4	310	CLA	CHD-C4C-NC	2.33	127.87	124.20
22	8	310	CLA	CHD-C4C-NC	2.33	127.87	124.20
25	Y	605	CHL	C2A-C3A-C4A	2.33	104.75	101.78
25	y	605	CHL	C2A-C3A-C4A	2.33	104.75	101.78
22	R	307	CLA	CGD-CBD-CAD	-2.33	103.20	110.73
22	r	307	CLA	CGD-CBD-CAD	-2.33	103.20	110.73
22	A	403	CLA	CMD-C2D-C3D	2.33	132.96	127.61
25	4	301	CHL	CHD-C1D-ND	-2.33	122.32	124.45
25	8	301	CHL	CHD-C1D-ND	-2.33	122.32	124.45
22	R	307	CLA	CMB-C2B-C3B	2.32	129.03	124.68
22	r	307	CLA	CMB-C2B-C3B	2.32	129.03	124.68
22	a	405	CLA	CED-O2D-CGD	2.32	121.19	115.94
22	c	512	CLA	CHA-C1A-NA	-2.32	121.08	126.40
25	4	308	CHL	CMB-C2B-C3B	2.32	129.02	124.68
25	8	308	CHL	CMB-C2B-C3B	2.32	129.02	124.68
25	G	607	CHL	O1D-CGD-CBD	-2.32	119.73	124.48
25	g	607	CHL	O1D-CGD-CBD	-2.32	119.73	124.48
22	4	310	CLA	C4D-CHA-C1A	-2.32	118.42	121.25
22	8	310	CLA	C4D-CHA-C1A	-2.32	118.42	121.25
22	1	614	CLA	CMD-C2D-C3D	2.32	132.95	127.61
22	5	614	CLA	CMD-C2D-C3D	2.32	132.95	127.61
22	B	601	CLA	CHC-C1C-C2C	-2.32	120.31	126.72
22	G	604	CLA	CHD-C4C-NC	2.32	127.86	124.20
22	g	604	CLA	CHD-C4C-NC	2.32	127.86	124.20
22	3	314	CLA	C4D-CHA-C1A	-2.32	118.43	121.25
22	7	314	CLA	C4D-CHA-C1A	-2.32	118.43	121.25
22	G	603	CLA	C4A-NA-C1A	-2.32	105.66	106.71
22	g	603	CLA	C4A-NA-C1A	-2.32	105.66	106.71
24	E	101	HEM	C3D-C4D-ND	-2.32	107.59	110.17
22	S	301	CLA	CHD-C4C-NC	2.32	127.86	124.20
22	C	507	CLA	CAC-C3C-C2C	-2.32	123.57	127.53
22	C	512	CLA	CGD-CBD-CAD	-2.32	103.23	110.73
22	b	611	CLA	C4D-CHA-C1A	-2.32	118.43	121.25
22	c	507	CLA	C4D-CHA-C1A	-2.32	118.43	121.25
22	N	612	CLA	C4D-CHA-C1A	-2.31	118.43	121.25
22	n	612	CLA	C4D-CHA-C1A	-2.31	118.43	121.25

*Continued on next page...*

*Continued from previous page...*

Mol	Chain	Res	Type	Atoms	Z	Observed(°)	Ideal(°)
22	c	505	CLA	CHD-C4C-NC	2.31	127.85	124.20
22	B	603	CLA	CGD-CBD-CAD	-2.31	103.25	110.73
22	b	608	CLA	O2D-CGD-O1D	-2.31	119.32	123.84
25	3	302	CHL	CHD-C1D-ND	-2.31	122.33	124.45
25	7	302	CHL	CHD-C1D-ND	-2.31	122.33	124.45
25	N	607	CHL	C2A-C1A-CHA	2.31	127.90	123.86
25	n	607	CHL	C2A-C1A-CHA	2.31	127.90	123.86
22	2	610	CLA	C3B-C4B-NB	2.31	112.20	109.21
22	6	610	CLA	C3B-C4B-NB	2.31	112.20	109.21
22	c	510	CLA	O2D-CGD-O1D	-2.31	119.32	123.84
22	c	509	CLA	CGD-CBD-CAD	-2.31	103.26	110.73
22	4	309	CLA	CED-O2D-CGD	2.31	121.16	115.94
22	8	309	CLA	CED-O2D-CGD	2.31	121.16	115.94
22	1	612	CLA	CHD-C4C-NC	2.31	127.84	124.20
22	5	612	CLA	CHD-C4C-NC	2.31	127.84	124.20
24	E	101	HEM	CHB-C1B-NB	2.31	127.23	124.38
25	G	606	CHL	CAA-C2A-C3A	-2.31	106.46	112.78
25	g	606	CHL	CAA-C2A-C3A	-2.31	106.46	112.78
22	B	614	CLA	OBD-CAD-C3D	-2.31	122.97	128.52
22	1	613	CLA	CHD-C4C-NC	2.31	127.84	124.20
22	5	613	CLA	CHD-C4C-NC	2.31	127.84	124.20
25	Y	606	CHL	O1D-CGD-CBD	-2.31	119.77	124.48
25	y	606	CHL	O1D-CGD-CBD	-2.31	119.77	124.48
22	B	607	CLA	CMB-C2B-C3B	2.31	128.99	124.68
22	S	310	CLA	CAA-CBA-CGA	2.31	118.63	112.51
22	s	310	CLA	CAA-CBA-CGA	2.31	118.63	112.51
22	Y	603	CLA	C3B-C4B-NB	2.30	112.19	109.21
22	y	603	CLA	C3B-C4B-NB	2.30	112.19	109.21
22	B	606	CLA	CMC-C2C-C1C	2.30	128.55	125.04
22	R	307	CLA	CHD-C4C-NC	2.30	127.83	124.20
22	r	307	CLA	CHD-C4C-NC	2.30	127.83	124.20
25	2	606	CHL	CAA-C2A-C3A	-2.30	106.47	112.78
25	6	606	CHL	CAA-C2A-C3A	-2.30	106.47	112.78
22	S	301	CLA	CMC-C2C-C1C	2.30	128.55	125.04
22	R	308	CLA	CHC-C1C-C2C	-2.30	120.35	126.72
22	r	308	CLA	CHC-C1C-C2C	-2.30	120.35	126.72
22	D	403	CLA	CHD-C4C-NC	2.30	127.83	124.20
22	3	304	CLA	CHD-C4C-NC	2.30	127.83	124.20
22	7	304	CLA	CHD-C4C-NC	2.30	127.83	124.20
22	c	502	CLA	CMB-C2B-C3B	2.30	128.99	124.68
22	2	613	CLA	C4D-CHA-C1A	-2.30	118.45	121.25
22	6	613	CLA	C4D-CHA-C1A	-2.30	118.45	121.25

*Continued on next page...*



*Continued from previous page...*

Mol	Chain	Res	Type	Atoms	Z	Observed(°)	Ideal(°)
22	d	404	CLA	CMB-C2B-C3B	2.30	128.98	124.68
22	1	602	CLA	CHD-C4C-NC	2.30	127.83	124.20
22	5	602	CLA	CHD-C4C-NC	2.30	127.83	124.20
22	N	602	CLA	OBD-CAD-C3D	-2.30	122.98	128.52
22	n	602	CLA	OBD-CAD-C3D	-2.30	122.98	128.52
22	3	313	CLA	CHD-C4C-NC	2.30	127.83	124.20
22	7	313	CLA	CHD-C4C-NC	2.30	127.83	124.20
22	b	607	CLA	CGD-CBD-CAD	-2.30	103.29	110.73
22	3	305	CLA	CHD-C4C-NC	2.30	127.83	124.20
22	7	305	CLA	CHD-C4C-NC	2.30	127.83	124.20
25	Y	605	CHL	O1D-CGD-CBD	-2.30	119.78	124.48
25	y	605	CHL	O1D-CGD-CBD	-2.30	119.78	124.48
22	b	610	CLA	CMC-C2C-C3C	2.30	132.36	126.12
22	Y	613	CLA	CMA-C3A-C4A	-2.30	105.60	111.77
22	y	613	CLA	CMA-C3A-C4A	-2.30	105.60	111.77
22	D	401	CLA	CHA-C1A-NA	-2.30	121.14	126.40
22	B	612	CLA	C4D-CHA-C1A	-2.30	118.45	121.25
22	A	402	CLA	C3B-C4B-NB	2.30	112.18	109.21
25	4	301	CHL	CAC-C3C-C4C	2.30	127.79	124.81
25	8	301	CHL	CAC-C3C-C4C	2.30	127.79	124.81
22	3	314	CLA	CHD-C4C-NC	2.29	127.82	124.20
22	7	314	CLA	CHD-C4C-NC	2.29	127.82	124.20
22	R	312	CLA	O2D-CGD-O1D	-2.29	119.35	123.84
22	r	312	CLA	O2D-CGD-O1D	-2.29	119.35	123.84
22	2	612	CLA	CMC-C2C-C1C	2.29	128.53	125.04
22	6	612	CLA	CMC-C2C-C1C	2.29	128.53	125.04
22	b	614	CLA	CHA-C1A-NA	-2.29	121.15	126.40
25	G	608	CHL	CAA-CBA-CGA	2.29	118.59	112.51
25	g	608	CHL	CAA-CBA-CGA	2.29	118.59	112.51
22	s	301	CLA	C4A-NA-C1A	-2.29	105.68	106.71
22	2	612	CLA	CMB-C2B-C3B	2.29	128.96	124.68
22	6	612	CLA	CMB-C2B-C3B	2.29	128.96	124.68
22	C	511	CLA	C3B-C4B-NB	2.29	112.17	109.21
22	C	510	CLA	CGD-CBD-CAD	-2.29	103.33	110.73
22	s	301	CLA	CMB-C2B-C3B	2.29	128.95	124.68
25	S	308	CHL	O2D-CGD-CBD	2.28	115.32	111.27
25	s	308	CHL	O2D-CGD-CBD	2.28	115.32	111.27
22	G	611	CLA	O1D-CGD-CBD	-2.28	119.81	124.48
22	g	611	CLA	O1D-CGD-CBD	-2.28	119.81	124.48
22	1	614	CLA	CMC-C2C-C1C	2.28	128.51	125.04
22	5	614	CLA	CMC-C2C-C1C	2.28	128.51	125.04
22	c	507	CLA	OBD-CAD-C3D	-2.28	123.03	128.52

*Continued on next page...*



*Continued from previous page...*

Mol	Chain	Res	Type	Atoms	Z	Observed(°)	Ideal(°)
22	2	602	CLA	CHD-C4C-NC	2.28	127.80	124.20
22	6	602	CLA	CHD-C4C-NC	2.28	127.80	124.20
22	Y	603	CLA	CMC-C2C-C1C	2.28	128.51	125.04
22	y	603	CLA	CMC-C2C-C1C	2.28	128.51	125.04
22	c	501	CLA	CHD-C4C-NC	2.28	127.79	124.20
22	B	610	CLA	CAA-C2A-C3A	-2.28	106.54	112.78
22	Y	603	CLA	O2D-CGD-O1D	-2.28	119.39	123.84
22	y	603	CLA	O2D-CGD-O1D	-2.28	119.39	123.84
22	B	613	CLA	CHA-C1A-NA	-2.28	121.19	126.40
22	b	610	CLA	CHA-C1A-NA	-2.28	121.19	126.40
22	Y	603	CLA	CHA-C1A-NA	-2.27	121.19	126.40
22	y	603	CLA	CHA-C1A-NA	-2.27	121.19	126.40
22	B	615	CLA	CMB-C2B-C3B	2.27	128.93	124.68
22	2	604	CLA	CHD-C4C-NC	2.27	127.78	124.20
22	6	604	CLA	CHD-C4C-NC	2.27	127.78	124.20
22	c	512	CLA	CMC-C2C-C3C	2.27	132.29	126.12
22	B	616	CLA	CHA-C1A-NA	-2.27	121.19	126.40
22	1	604	CLA	CHD-C4C-NC	2.27	127.78	124.20
22	5	604	CLA	CHD-C4C-NC	2.27	127.78	124.20
22	1	612	CLA	CAA-C2A-C3A	-2.27	106.56	112.78
22	5	612	CLA	CAA-C2A-C3A	-2.27	106.56	112.78
25	G	601	CHL	O2A-CGA-O1A	-2.27	117.64	123.30
25	g	601	CHL	O2A-CGA-O1A	-2.27	117.64	123.30
22	Y	602	CLA	OBD-CAD-C3D	-2.27	123.05	128.52
22	y	602	CLA	OBD-CAD-C3D	-2.27	123.05	128.52
22	1	614	CLA	CHA-C1A-NA	-2.27	121.20	126.40
22	5	614	CLA	CHA-C1A-NA	-2.27	121.20	126.40
22	N	603	CLA	O2D-CGD-O1D	-2.27	119.40	123.84
22	n	603	CLA	O2D-CGD-O1D	-2.27	119.40	123.84
22	G	603	CLA	CHA-C1A-NA	-2.27	121.20	126.40
22	g	603	CLA	CHA-C1A-NA	-2.27	121.20	126.40
22	c	512	CLA	CMB-C2B-C3B	2.27	128.92	124.68
22	3	312	CLA	CMB-C2B-C3B	2.27	128.92	124.68
22	7	312	CLA	CMB-C2B-C3B	2.27	128.92	124.68
22	B	610	CLA	CHA-C1A-NA	-2.27	121.20	126.40
22	C	509	CLA	C4D-CHA-C1A	-2.27	118.49	121.25
22	c	502	CLA	CAA-C2A-C3A	-2.27	106.57	112.78
22	a	405	CLA	CHD-C4C-NC	2.27	127.78	124.20
25	3	301	CHL	CAA-CBA-CGA	2.27	118.53	112.51
25	7	301	CHL	CAA-CBA-CGA	2.27	118.53	112.51
22	a	403	CLA	CAA-CBA-CGA	2.27	118.52	112.51
25	G	607	CHL	CHA-C1A-NA	-2.27	121.21	126.40

*Continued on next page...*

*Continued from previous page...*

Mol	Chain	Res	Type	Atoms	Z	Observed(°)	Ideal(°)
25	g	607	CHL	CHA-C1A-NA	-2.27	121.21	126.40
25	4	308	CHL	CAA-CBA-CGA	2.26	118.51	112.51
25	8	308	CHL	CAA-CBA-CGA	2.26	118.51	112.51
22	A	405	CLA	CED-O2D-CGD	2.26	121.06	115.94
22	a	405	CLA	CMC-C2C-C1C	2.26	128.48	125.04
22	S	312	CLA	CAA-C2A-C3A	-2.26	106.58	112.78
22	s	312	CLA	CAA-C2A-C3A	-2.26	106.58	112.78
22	C	511	CLA	CAA-C2A-C3A	-2.26	106.59	112.78
22	B	616	CLA	C3B-C4B-NB	2.26	112.13	109.21
22	4	310	CLA	CMC-C2C-C3C	2.26	132.25	126.12
22	8	310	CLA	CMC-C2C-C3C	2.26	132.25	126.12
25	1	615	CHL	O1D-CGD-CBD	-2.26	119.86	124.48
25	5	615	CHL	O1D-CGD-CBD	-2.26	119.86	124.48
22	B	605	CLA	CHD-C4C-NC	2.26	127.76	124.20
22	D	404	CLA	CMB-C2B-C3B	2.26	128.90	124.68
25	N	606	CHL	O2A-CGA-O1A	-2.26	117.67	123.30
25	n	606	CHL	O2A-CGA-O1A	-2.26	117.67	123.30
22	S	309	CLA	CMB-C2B-C3B	2.26	128.90	124.68
22	s	309	CLA	CMB-C2B-C3B	2.26	128.90	124.68
25	G	601	CHL	C3A-C2A-C1A	2.26	104.72	101.34
25	g	601	CHL	C3A-C2A-C1A	2.26	104.72	101.34
23	a	404	PHO	O2D-CGD-O1D	-2.25	119.43	123.84
22	Y	613	CLA	CHA-C1A-NA	-2.25	121.24	126.40
22	y	613	CLA	CHA-C1A-NA	-2.25	121.24	126.40
22	b	602	CLA	O2D-CGD-O1D	-2.25	119.43	123.84
25	R	304	CHL	CAA-CBA-CGA	2.25	118.48	112.51
25	r	304	CHL	CAA-CBA-CGA	2.25	118.48	112.51
22	b	613	CLA	CAA-C2A-C3A	-2.25	106.61	112.78
25	G	605	CHL	C2A-C1A-CHA	2.25	127.78	123.85
25	g	605	CHL	C2A-C1A-CHA	2.25	127.78	123.85
22	b	606	CLA	CMC-C2C-C3C	2.25	132.23	126.12
22	b	603	CLA	CED-O2D-CGD	2.25	121.03	115.94
22	B	605	CLA	CMA-C3A-C4A	-2.25	105.73	111.77
22	S	309	CLA	CMD-C2D-C3D	2.25	132.79	127.61
22	s	309	CLA	CMD-C2D-C3D	2.25	132.79	127.61
25	G	606	CHL	O1D-CGD-CBD	-2.25	119.88	124.48
25	g	606	CHL	O1D-CGD-CBD	-2.25	119.88	124.48
22	4	303	CLA	OBD-CAD-C3D	-2.25	123.11	128.52
22	8	303	CLA	OBD-CAD-C3D	-2.25	123.11	128.52
22	B	616	CLA	CGD-CBD-CAD	-2.25	103.45	110.73
22	C	507	CLA	CMC-C2C-C3C	2.25	132.22	126.12
22	1	611	CLA	C3B-C4B-NB	2.25	112.11	109.21

*Continued on next page...*

Continued from previous page...

Mol	Chain	Res	Type	Atoms	Z	Observed(°)	Ideal(°)
22	5	611	CLA	C3B-C4B-NB	2.25	112.11	109.21
25	R	304	CHL	O1D-CGD-CBD	-2.25	119.89	124.48
25	r	304	CHL	O1D-CGD-CBD	-2.25	119.89	124.48
22	b	609	CLA	C3B-C4B-NB	2.24	112.11	109.21
22	R	307	CLA	C3B-C4B-NB	2.24	112.11	109.21
22	r	307	CLA	C3B-C4B-NB	2.24	112.11	109.21
24	E	101	HEM	CHD-C1D-ND	2.24	126.87	124.43
22	c	502	CLA	O2D-CGD-O1D	-2.24	119.45	123.84
22	c	507	CLA	CED-O2D-CGD	2.24	121.01	115.94
22	B	610	CLA	CHD-C4C-NC	2.24	127.74	124.20
22	a	405	CLA	O2D-CGD-O1D	-2.24	119.46	123.84
22	N	604	CLA	C4A-NA-C1A	-2.24	105.70	106.71
22	n	604	CLA	C4A-NA-C1A	-2.24	105.70	106.71
22	G	610	CLA	CMA-C3A-C2A	-2.24	104.79	113.83
22	g	610	CLA	CMA-C3A-C2A	-2.24	104.79	113.83
22	C	509	CLA	CAA-C2A-C3A	-2.24	106.64	112.78
22	4	303	CLA	CAA-C2A-C3A	-2.24	106.65	112.78
22	8	303	CLA	CAA-C2A-C3A	-2.24	106.65	112.78
22	C	507	CLA	CED-O2D-CGD	2.24	121.00	115.94
25	4	307	CHL	CAA-CBA-CGA	2.24	118.44	112.51
25	8	307	CHL	CAA-CBA-CGA	2.24	118.44	112.51
23	D	402	PHO	CBA-CAA-C2A	-2.24	107.28	113.81
23	A	404	PHO	CBA-CAA-C2A	-2.24	107.28	113.81
22	C	507	CLA	OBD-CAD-C3D	-2.24	123.14	128.52
22	R	312	CLA	C4A-NA-C1A	-2.24	105.70	106.71
22	r	312	CLA	C4A-NA-C1A	-2.24	105.70	106.71
22	R	312	CLA	CED-O2D-CGD	2.24	120.99	115.94
22	r	312	CLA	CED-O2D-CGD	2.24	120.99	115.94
22	c	505	CLA	C3B-C4B-NB	2.23	112.10	109.21
25	4	301	CHL	O2A-CGA-O1A	-2.23	117.73	123.30
25	8	301	CHL	O2A-CGA-O1A	-2.23	117.73	123.30
25	4	308	CHL	C2A-C3A-C4A	2.23	105.48	101.87
25	8	308	CHL	C2A-C3A-C4A	2.23	105.48	101.87
22	1	612	CLA	CED-O2D-CGD	2.23	120.98	115.94
22	5	612	CLA	CED-O2D-CGD	2.23	120.98	115.94
22	C	501	CLA	C4D-CHA-C1A	-2.23	118.53	121.25
22	3	310	CLA	CHC-C1C-C2C	-2.23	120.55	126.72
22	7	310	CLA	CHC-C1C-C2C	-2.23	120.55	126.72
22	B	602	CLA	CBC-CAC-C3C	-2.23	106.28	112.43
22	b	613	CLA	O2D-CGD-O1D	-2.23	119.48	123.84
22	S	304	CLA	CMC-C2C-C1C	2.23	128.44	125.04
22	s	304	CLA	CMC-C2C-C1C	2.23	128.44	125.04

Continued on next page...

*Continued from previous page...*

Mol	Chain	Res	Type	Atoms	Z	Observed(°)	Ideal(°)
22	c	505	CLA	CAA-C2A-C3A	-2.23	106.67	112.78
22	B	603	CLA	CHD-C4C-NC	2.23	127.72	124.20
22	B	610	CLA	C3B-C4B-NB	2.23	112.09	109.21
22	N	614	CLA	CAA-C2A-C3A	-2.23	106.68	112.78
22	n	614	CLA	CAA-C2A-C3A	-2.23	106.68	112.78
23	d	402	PHO	CAA-C2A-C3A	-2.23	106.68	112.78
22	2	610	CLA	CGD-CBD-CAD	-2.23	103.52	110.73
22	6	610	CLA	CGD-CBD-CAD	-2.23	103.52	110.73
22	D	401	CLA	CHD-C4C-NC	2.23	127.71	124.20
22	N	612	CLA	C3B-C4B-NB	2.22	112.09	109.21
22	n	612	CLA	C3B-C4B-NB	2.22	112.09	109.21
22	G	611	CLA	CED-O2D-CGD	2.22	120.97	115.94
22	g	611	CLA	CED-O2D-CGD	2.22	120.97	115.94
22	Y	612	CLA	C3C-C4C-NC	2.22	113.06	110.57
22	y	612	CLA	C3C-C4C-NC	2.22	113.06	110.57
22	N	613	CLA	CHA-C1A-NA	-2.22	121.31	126.40
22	n	613	CLA	CHA-C1A-NA	-2.22	121.31	126.40
22	R	311	CLA	CGD-CBD-CAD	-2.22	103.53	110.73
22	r	311	CLA	CGD-CBD-CAD	-2.22	103.53	110.73
22	b	608	CLA	CHA-C1A-NA	-2.22	121.31	126.40
22	b	614	CLA	O2D-CGD-O1D	-2.22	119.49	123.84
22	b	604	CLA	C3C-C4C-NC	2.22	113.06	110.57
22	b	608	CLA	CHD-C4C-NC	2.22	127.70	124.20
22	c	508	CLA	C3B-C4B-NB	2.22	112.08	109.21
22	D	401	CLA	CED-O2D-CGD	2.22	120.95	115.94
22	B	604	CLA	CGD-CBD-CAD	-2.22	103.55	110.73
22	Y	614	CLA	CED-O2D-CGD	2.22	120.95	115.94
22	y	614	CLA	CED-O2D-CGD	2.22	120.95	115.94
22	C	512	CLA	CHD-C4C-NC	2.22	127.70	124.20
22	1	603	CLA	CMC-C2C-C1C	2.22	128.42	125.04
22	5	603	CLA	CMC-C2C-C1C	2.22	128.42	125.04
22	b	607	CLA	O2D-CGD-O1D	-2.22	119.50	123.84
22	2	612	CLA	O2D-CGD-O1D	-2.22	119.51	123.84
22	6	612	CLA	O2D-CGD-O1D	-2.22	119.51	123.84
22	1	614	CLA	CMB-C2B-C3B	2.22	128.82	124.68
22	5	614	CLA	CMB-C2B-C3B	2.22	128.82	124.68
22	C	503	CLA	OBD-CAD-C3D	-2.21	123.19	128.52
22	B	606	CLA	CAA-C2A-C3A	-2.21	106.71	112.78
22	Y	613	CLA	CMC-C2C-C3C	2.21	132.13	126.12
22	y	613	CLA	CMC-C2C-C3C	2.21	132.13	126.12
22	S	304	CLA	OBD-CAD-C3D	-2.21	123.19	128.52
22	s	304	CLA	OBD-CAD-C3D	-2.21	123.19	128.52

*Continued on next page...*

*Continued from previous page...*

Mol	Chain	Res	Type	Atoms	Z	Observed(°)	Ideal(°)
22	2	603	CLA	C3B-C4B-NB	2.21	112.07	109.21
22	6	603	CLA	C3B-C4B-NB	2.21	112.07	109.21
22	Y	612	CLA	CAA-C2A-C3A	-2.21	106.72	112.78
22	y	612	CLA	CAA-C2A-C3A	-2.21	106.72	112.78
22	2	604	CLA	CHA-C1A-NA	-2.21	121.33	126.40
22	6	604	CLA	CHA-C1A-NA	-2.21	121.33	126.40
22	B	613	CLA	CHD-C4C-NC	2.21	127.69	124.20
22	A	402	CLA	CED-O2D-CGD	2.21	120.94	115.94
22	C	505	CLA	C4D-CHA-C1A	-2.21	118.56	121.25
22	b	616	CLA	C1B-CHB-C4A	-2.21	125.74	130.12
22	A	403	CLA	CGD-CBD-CAD	-2.21	103.58	110.73
22	Y	612	CLA	CHA-C1A-NA	-2.21	121.34	126.40
22	y	612	CLA	CHA-C1A-NA	-2.21	121.34	126.40
22	3	311	CLA	C3B-C4B-NB	2.21	112.06	109.21
22	7	311	CLA	C3B-C4B-NB	2.21	112.06	109.21
22	b	611	CLA	CED-O2D-CGD	2.21	120.93	115.94
22	R	303	CLA	CMC-C2C-C3C	2.21	132.11	126.12
22	r	303	CLA	CMC-C2C-C3C	2.21	132.11	126.12
22	b	606	CLA	C3B-C4B-NB	2.21	112.06	109.21
25	2	601	CHL	CHD-C1D-ND	-2.21	122.43	124.45
25	6	601	CHL	CHD-C1D-ND	-2.21	122.43	124.45
22	B	614	CLA	CMB-C2B-C3B	2.21	128.80	124.68
22	b	612	CLA	CED-O2D-CGD	2.20	120.92	115.94
22	A	405	CLA	CMC-C2C-C1C	2.20	128.40	125.04
22	3	313	CLA	CMB-C2B-C3B	2.20	128.80	124.68
22	7	313	CLA	CMB-C2B-C3B	2.20	128.80	124.68
22	S	312	CLA	CMC-C2C-C3C	2.20	132.10	126.12
22	s	312	CLA	CMC-C2C-C3C	2.20	132.10	126.12
22	Y	603	CLA	CED-O2D-CGD	2.20	120.92	115.94
22	y	603	CLA	CED-O2D-CGD	2.20	120.92	115.94
22	S	314	CLA	CAA-C2A-C3A	-2.20	106.75	112.78
22	s	314	CLA	CAA-C2A-C3A	-2.20	106.75	112.78
22	3	303	CLA	CMA-C3A-C2A	-2.20	104.94	113.83
22	7	303	CLA	CMA-C3A-C2A	-2.20	104.94	113.83
22	b	608	CLA	C4D-CHA-C1A	-2.20	118.57	121.25
22	a	405	CLA	C4D-CHA-C1A	-2.20	118.57	121.25
22	b	605	CLA	C3D-C4D-CHA	-2.20	107.69	112.72
22	c	505	CLA	CMC-C2C-C3C	2.20	132.09	126.12
22	2	611	CLA	CMB-C2B-C3B	2.20	128.79	124.68
22	6	611	CLA	CMB-C2B-C3B	2.20	128.79	124.68
22	C	510	CLA	CED-O2D-CGD	2.20	120.91	115.94
25	3	301	CHL	O2A-CGA-O1A	-2.20	117.82	123.30

*Continued on next page...*

Continued from previous page...

Mol	Chain	Res	Type	Atoms	Z	Observed(°)	Ideal(°)
25	7	301	CHL	O2A-CGA-O1A	-2.20	117.82	123.30
22	1	613	CLA	C4D-CHA-C1A	-2.20	118.57	121.25
22	5	613	CLA	C4D-CHA-C1A	-2.20	118.57	121.25
22	R	308	CLA	CMB-C2B-C3B	2.20	128.79	124.68
22	r	308	CLA	CMB-C2B-C3B	2.20	128.79	124.68
22	G	602	CLA	O2D-CGD-O1D	-2.20	119.54	123.84
22	g	602	CLA	O2D-CGD-O1D	-2.20	119.54	123.84
22	N	611	CLA	O2D-CGD-O1D	-2.20	119.54	123.84
22	n	611	CLA	O2D-CGD-O1D	-2.20	119.54	123.84
22	S	309	CLA	CAA-C2A-C3A	-2.20	106.76	112.78
22	s	309	CLA	CAA-C2A-C3A	-2.20	106.76	112.78
25	N	606	CHL	O2D-CGD-CBD	2.19	115.17	111.27
25	n	606	CHL	O2D-CGD-CBD	2.19	115.17	111.27
22	c	501	CLA	CAA-C2A-C3A	-2.19	106.77	112.78
25	N	606	CHL	O1D-CGD-CBD	-2.19	120.00	124.48
25	n	606	CHL	O1D-CGD-CBD	-2.19	120.00	124.48
22	B	604	CLA	CMB-C2B-C1B	2.19	131.84	128.46
22	a	403	CLA	CHA-C1A-NA	-2.19	121.37	126.40
22	C	505	CLA	CMC-C2C-C3C	2.19	132.07	126.12
22	G	614	CLA	CHA-C1A-NA	-2.19	121.38	126.40
22	g	614	CLA	CHA-C1A-NA	-2.19	121.38	126.40
22	3	305	CLA	CHA-C1A-NA	-2.19	121.38	126.40
22	7	305	CLA	CHA-C1A-NA	-2.19	121.38	126.40
24	E	101	HEM	C1B-NB-C4B	2.19	107.34	105.07
22	b	605	CLA	C4D-CHA-C1A	-2.19	118.58	121.25
22	3	303	CLA	C4D-CHA-C1A	-2.19	118.58	121.25
22	7	303	CLA	C4D-CHA-C1A	-2.19	118.58	121.25
25	1	606	CHL	O2A-CGA-O1A	-2.19	117.84	123.30
25	5	606	CHL	O2A-CGA-O1A	-2.19	117.84	123.30
22	B	605	CLA	CHA-C1A-NA	-2.19	121.38	126.40
22	b	604	CLA	OBD-CAD-C3D	-2.19	123.25	128.52
22	b	612	CLA	CGD-CBD-CAD	-2.19	103.64	110.73
22	C	503	CLA	O2D-CGD-O1D	-2.19	119.56	123.84
22	d	401	CLA	CMC-C2C-C3C	2.19	132.06	126.12
22	1	603	CLA	C4D-CHA-C1A	-2.19	118.59	121.25
22	5	603	CLA	C4D-CHA-C1A	-2.19	118.59	121.25
22	B	608	CLA	CMC-C2C-C3C	2.19	132.05	126.12
22	2	604	CLA	C3B-C4B-NB	2.19	112.04	109.21
22	6	604	CLA	C3B-C4B-NB	2.19	112.04	109.21
22	3	304	CLA	CHA-C1A-NA	-2.19	121.39	126.40
22	7	304	CLA	CHA-C1A-NA	-2.19	121.39	126.40
25	2	601	CHL	C2A-C1A-CHA	2.19	127.68	123.86

Continued on next page...



*Continued from previous page...*

Mol	Chain	Res	Type	Atoms	Z	Observed(°)	Ideal(°)
25	6	601	CHL	C2A-C1A-CHA	2.19	127.68	123.86
22	G	604	CLA	CHA-C1A-NA	-2.19	121.39	126.40
22	g	604	CLA	CHA-C1A-NA	-2.19	121.39	126.40
22	B	602	CLA	CAC-C3C-C2C	-2.18	123.79	127.53
22	C	510	CLA	CMC-C2C-C1C	2.18	128.37	125.04
22	Y	602	CLA	CGD-CBD-CAD	-2.18	103.66	110.73
22	y	602	CLA	CGD-CBD-CAD	-2.18	103.66	110.73
22	S	310	CLA	CMC-C2C-C1C	2.18	128.37	125.04
22	s	310	CLA	CMC-C2C-C1C	2.18	128.37	125.04
22	S	310	CLA	CMB-C2B-C3B	2.18	128.76	124.68
22	s	310	CLA	CMB-C2B-C3B	2.18	128.76	124.68
22	N	613	CLA	CMB-C2B-C3B	2.18	128.76	124.68
22	n	613	CLA	CMB-C2B-C3B	2.18	128.76	124.68
23	D	402	PHO	CAA-C2A-C3A	-2.18	106.80	112.78
22	c	506	CLA	CAA-C2A-C3A	-2.18	106.80	112.78
22	s	301	CLA	CHD-C4C-NC	2.18	127.64	124.20
22	G	612	CLA	O2D-CGD-O1D	-2.18	119.58	123.84
22	g	612	CLA	O2D-CGD-O1D	-2.18	119.58	123.84
25	2	606	CHL	CAA-CBA-CGA	2.18	118.29	112.51
25	6	606	CHL	CAA-CBA-CGA	2.18	118.29	112.51
25	1	605	CHL	C2A-C1A-CHA	2.18	127.66	123.85
25	5	605	CHL	C2A-C1A-CHA	2.18	127.66	123.85
22	c	503	CLA	CMC-C2C-C1C	2.18	128.36	125.04
22	c	510	CLA	CED-O2D-CGD	2.18	120.87	115.94
22	1	603	CLA	CED-O2D-CGD	2.18	120.86	115.94
22	5	603	CLA	CED-O2D-CGD	2.18	120.86	115.94
22	R	310	CLA	CMB-C2B-C3B	2.18	128.75	124.68
22	r	310	CLA	CMB-C2B-C3B	2.18	128.75	124.68
22	s	301	CLA	CED-O2D-CGD	2.18	120.86	115.94
22	b	605	CLA	OBD-CAD-C3D	-2.18	123.28	128.52
22	R	309	CLA	CAA-C2A-C3A	-2.18	106.82	112.78
22	r	309	CLA	CAA-C2A-C3A	-2.18	106.82	112.78
25	G	601	CHL	O1D-CGD-CBD	-2.18	120.03	124.48
25	g	601	CHL	O1D-CGD-CBD	-2.18	120.03	124.48
22	b	606	CLA	CAA-CBA-CGA	2.18	118.28	112.51
22	B	609	CLA	CMC-C2C-C1C	2.17	128.35	125.04
25	R	305	CHL	O2A-CGA-O1A	-2.17	117.88	123.30
25	r	305	CHL	O2A-CGA-O1A	-2.17	117.88	123.30
22	Y	614	CLA	CMC-C2C-C1C	2.17	128.35	125.04
22	y	614	CLA	CMC-C2C-C1C	2.17	128.35	125.04
25	N	601	CHL	O2A-CGA-O1A	-2.17	117.88	123.30
25	n	601	CHL	O2A-CGA-O1A	-2.17	117.88	123.30

*Continued on next page...*



*Continued from previous page...*

Mol	Chain	Res	Type	Atoms	Z	Observed(°)	Ideal(°)
22	C	502	CLA	O2D-CGD-O1D	-2.17	119.59	123.84
22	B	603	CLA	CHA-C1A-NA	-2.17	121.42	126.40
22	G	613	CLA	C3B-C4B-NB	2.17	112.02	109.21
22	g	613	CLA	C3B-C4B-NB	2.17	112.02	109.21
22	G	614	CLA	CAA-C2A-C3A	-2.17	106.83	112.78
22	g	614	CLA	CAA-C2A-C3A	-2.17	106.83	112.78
22	C	507	CLA	CHA-C1A-NA	-2.17	121.42	126.40
22	3	311	CLA	CGD-CBD-CAD	-2.17	103.70	110.73
22	7	311	CLA	CGD-CBD-CAD	-2.17	103.70	110.73
22	N	603	CLA	C4A-NA-C1A	-2.17	105.73	106.71
22	n	603	CLA	C4A-NA-C1A	-2.17	105.73	106.71
25	R	304	CHL	C2A-C3A-C4A	2.17	105.38	101.87
25	r	304	CHL	C2A-C3A-C4A	2.17	105.38	101.87
22	R	312	CLA	CHA-C1A-NA	-2.17	121.43	126.40
22	r	312	CLA	CHA-C1A-NA	-2.17	121.43	126.40
22	B	614	CLA	CHC-C1C-C2C	-2.17	120.72	126.72
22	b	609	CLA	CHA-C1A-NA	-2.17	121.43	126.40
22	2	609	CLA	CHC-C1C-C2C	-2.17	120.72	126.72
22	6	609	CLA	CHC-C1C-C2C	-2.17	120.72	126.72
22	c	506	CLA	CMC-C2C-C1C	2.17	128.34	125.04
22	c	510	CLA	CMC-C2C-C1C	2.17	128.34	125.04
25	4	306	CHL	CAA-CBA-CGA	2.17	118.26	112.51
25	8	306	CHL	CAA-CBA-CGA	2.17	118.26	112.51
25	Y	601	CHL	C2D-C1D-ND	2.17	111.70	110.10
25	y	601	CHL	C2D-C1D-ND	2.17	111.70	110.10
22	d	401	CLA	CHA-C1A-NA	-2.17	121.43	126.40
22	D	403	CLA	CHA-C1A-NA	-2.17	121.43	126.40
22	S	303	CLA	C3B-C4B-NB	2.17	112.01	109.21
22	s	303	CLA	C3B-C4B-NB	2.17	112.01	109.21
25	Y	609	CHL	C2C-C3C-C4C	2.17	108.03	106.49
25	y	609	CHL	C2C-C3C-C4C	2.17	108.03	106.49
22	2	613	CLA	CED-O2D-CGD	2.17	120.84	115.94
22	6	613	CLA	CED-O2D-CGD	2.17	120.84	115.94
22	3	303	CLA	CMA-C3A-C4A	-2.17	105.95	111.77
22	7	303	CLA	CMA-C3A-C4A	-2.17	105.95	111.77
22	B	604	CLA	CAC-C3C-C2C	-2.16	123.83	127.53
24	e	101	HEM	CHC-C4B-C3B	2.16	127.88	124.57
22	b	610	CLA	CED-O2D-CGD	2.16	120.83	115.94
22	G	611	CLA	CAA-C2A-C3A	-2.16	106.85	112.78
22	g	611	CLA	CAA-C2A-C3A	-2.16	106.85	112.78
22	c	507	CLA	CAA-C2A-C3A	-2.16	106.86	112.78
22	C	507	CLA	C4A-NA-C1A	-2.16	105.73	106.71

*Continued on next page...*

*Continued from previous page...*

Mol	Chain	Res	Type	Atoms	Z	Observed(°)	Ideal(°)
22	G	604	CLA	O2D-CGD-O1D	-2.16	119.61	123.84
22	g	604	CLA	O2D-CGD-O1D	-2.16	119.61	123.84
22	B	607	CLA	CGD-CBD-CAD	-2.16	103.73	110.73
22	4	310	CLA	CED-O2D-CGD	2.16	120.83	115.94
22	8	310	CLA	CED-O2D-CGD	2.16	120.83	115.94
22	d	403	CLA	CHA-C1A-NA	-2.16	121.45	126.40
22	G	613	CLA	CMB-C2B-C3B	2.16	128.72	124.68
22	g	613	CLA	CMB-C2B-C3B	2.16	128.72	124.68
22	S	311	CLA	CHA-C1A-NA	-2.16	121.45	126.40
22	s	311	CLA	CHA-C1A-NA	-2.16	121.45	126.40
22	S	313	CLA	C3B-C4B-NB	2.16	112.00	109.21
22	s	313	CLA	C3B-C4B-NB	2.16	112.00	109.21
22	A	405	CLA	CHD-C4C-NC	2.16	127.61	124.20
22	B	607	CLA	CHD-C4C-NC	2.16	127.60	124.20
22	3	304	CLA	CMC-C2C-C1C	2.16	128.32	125.04
22	7	304	CLA	CMC-C2C-C1C	2.16	128.32	125.04
22	A	403	CLA	CHA-C1A-NA	-2.16	121.46	126.40
22	A	403	CLA	CBA-CAA-C2A	2.16	120.23	113.86
25	N	601	CHL	O1D-CGD-CBD	-2.15	120.08	124.48
25	n	601	CHL	O1D-CGD-CBD	-2.15	120.08	124.48
22	3	311	CLA	C4D-CHA-C1A	-2.15	118.63	121.25
22	7	311	CLA	C4D-CHA-C1A	-2.15	118.63	121.25
25	G	601	CHL	CHD-C1D-ND	-2.15	122.47	124.45
25	g	601	CHL	CHD-C1D-ND	-2.15	122.47	124.45
22	1	612	CLA	C3B-C4B-NB	2.15	111.99	109.21
22	5	612	CLA	C3B-C4B-NB	2.15	111.99	109.21
22	b	602	CLA	CGD-CBD-CAD	-2.15	103.77	110.73
22	C	512	CLA	C3B-C4B-NB	2.15	111.99	109.21
25	Y	605	CHL	CMA-C3A-C2A	-2.15	111.08	116.10
25	y	605	CHL	CMA-C3A-C2A	-2.15	111.08	116.10
22	C	501	CLA	CED-O2D-CGD	2.15	120.80	115.94
22	b	601	CLA	CAA-C2A-C3A	-2.15	106.89	112.78
25	G	608	CHL	O2A-CGA-O1A	-2.15	117.94	123.30
25	g	608	CHL	O2A-CGA-O1A	-2.15	117.94	123.30
22	1	602	CLA	CGD-CBD-CAD	-2.15	103.77	110.73
22	5	602	CLA	CGD-CBD-CAD	-2.15	103.77	110.73
22	C	505	CLA	CHA-C1A-NA	-2.15	121.48	126.40
22	3	312	CLA	CMC-C2C-C1C	2.15	128.31	125.04
22	7	312	CLA	CMC-C2C-C1C	2.15	128.31	125.04
22	S	309	CLA	CED-O2D-CGD	2.15	120.79	115.94
22	s	309	CLA	CED-O2D-CGD	2.15	120.79	115.94
22	c	501	CLA	CGD-CBD-CAD	-2.15	103.78	110.73

*Continued on next page...*

*Continued from previous page...*

Mol	Chain	Res	Type	Atoms	Z	Observed(°)	Ideal(°)
22	S	314	CLA	CMC-C2C-C1C	2.15	128.31	125.04
22	s	314	CLA	CMC-C2C-C1C	2.15	128.31	125.04
22	c	507	CLA	CMB-C2B-C3B	2.14	128.69	124.68
22	2	610	CLA	CED-O2D-CGD	2.14	120.79	115.94
22	6	610	CLA	CED-O2D-CGD	2.14	120.79	115.94
22	S	309	CLA	CAC-C3C-C2C	-2.14	123.86	127.53
22	s	309	CLA	CAC-C3C-C2C	-2.14	123.86	127.53
22	B	607	CLA	C3B-C4B-NB	2.14	111.98	109.21
22	4	304	CLA	CHA-C1A-NA	-2.14	121.49	126.40
22	8	304	CLA	CHA-C1A-NA	-2.14	121.49	126.40
22	3	314	CLA	CAA-C2A-C3A	-2.14	106.91	112.78
22	7	314	CLA	CAA-C2A-C3A	-2.14	106.91	112.78
25	N	601	CHL	C2A-C1A-CHA	2.14	127.61	123.86
25	n	601	CHL	C2A-C1A-CHA	2.14	127.61	123.86
22	Y	614	CLA	CHA-C1A-NA	-2.14	121.49	126.40
22	y	614	CLA	CHA-C1A-NA	-2.14	121.49	126.40
22	B	605	CLA	C3B-C4B-NB	2.14	111.98	109.21
22	b	607	CLA	CHD-C4C-NC	2.14	127.58	124.20
22	R	302	CLA	CHD-C1D-C2D	-2.14	120.99	125.48
22	r	302	CLA	CHD-C1D-C2D	-2.14	120.99	125.48
22	b	613	CLA	CHA-C1A-NA	-2.14	121.50	126.40
22	B	612	CLA	CHA-C1A-NA	-2.14	121.50	126.40
22	d	404	CLA	C4D-CHA-C1A	-2.14	118.65	121.25
22	B	603	CLA	C3B-C4B-NB	2.14	111.97	109.21
22	b	611	CLA	CHA-C1A-NA	-2.14	121.50	126.40
22	N	613	CLA	C3B-C4B-NB	2.14	111.97	109.21
22	n	613	CLA	C3B-C4B-NB	2.14	111.97	109.21
25	2	608	CHL	CHA-C1A-NA	-2.14	121.51	126.40
25	6	608	CHL	CHA-C1A-NA	-2.14	121.51	126.40
22	4	303	CLA	CMB-C2B-C3B	2.14	128.67	124.68
22	8	303	CLA	CMB-C2B-C3B	2.14	128.67	124.68
22	S	313	CLA	CHA-C1A-NA	-2.14	121.51	126.40
22	s	313	CLA	CHA-C1A-NA	-2.14	121.51	126.40
22	B	614	CLA	C4D-CHA-C1A	-2.14	118.65	121.25
22	b	610	CLA	C4D-CHA-C1A	-2.14	118.65	121.25
22	N	612	CLA	CMC-C2C-C3C	2.14	131.91	126.12
22	n	612	CLA	CMC-C2C-C3C	2.14	131.91	126.12
22	N	603	CLA	CMC-C2C-C1C	2.14	128.29	125.04
22	n	603	CLA	CMC-C2C-C1C	2.14	128.29	125.04
22	N	611	CLA	CHA-C1A-NA	-2.14	121.51	126.40
22	n	611	CLA	CHA-C1A-NA	-2.14	121.51	126.40
22	1	612	CLA	CHA-C1A-NA	-2.14	121.51	126.40

*Continued on next page...*

*Continued from previous page...*

Mol	Chain	Res	Type	Atoms	Z	Observed(°)	Ideal(°)
22	5	612	CLA	CHA-C1A-NA	-2.14	121.51	126.40
22	S	310	CLA	O2D-CGD-O1D	-2.13	119.66	123.84
22	N	613	CLA	O2D-CGD-O1D	-2.13	119.66	123.84
22	s	310	CLA	O2D-CGD-O1D	-2.13	119.66	123.84
22	n	613	CLA	O2D-CGD-O1D	-2.13	119.66	123.84
24	E	101	HEM	CBA-CAA-C2A	-2.13	108.98	112.62
22	C	501	CLA	O2D-CGD-O1D	-2.13	119.67	123.84
22	G	614	CLA	C4A-NA-C1A	-2.13	105.75	106.71
22	g	614	CLA	C4A-NA-C1A	-2.13	105.75	106.71
25	S	307	CHL	O2A-CGA-O1A	-2.13	117.98	123.30
25	s	307	CHL	O2A-CGA-O1A	-2.13	117.98	123.30
22	C	509	CLA	CHA-C1A-NA	-2.13	121.52	126.40
22	1	613	CLA	CMC-C2C-C1C	2.13	128.29	125.04
22	5	613	CLA	CMC-C2C-C1C	2.13	128.29	125.04
22	b	604	CLA	CHA-C1A-NA	-2.13	121.52	126.40
22	R	302	CLA	CHA-C1A-NA	-2.13	121.52	126.40
22	r	302	CLA	CHA-C1A-NA	-2.13	121.52	126.40
22	G	612	CLA	CED-O2D-CGD	2.13	120.76	115.94
22	g	612	CLA	CED-O2D-CGD	2.13	120.76	115.94
22	D	403	CLA	CMA-C3A-C4A	-2.13	106.05	111.77
25	2	601	CHL	C3A-C2A-C1A	2.13	104.53	101.34
25	6	601	CHL	C3A-C2A-C1A	2.13	104.53	101.34
25	2	605	CHL	C1D-ND-C4D	-2.13	104.82	106.33
25	6	605	CHL	C1D-ND-C4D	-2.13	104.82	106.33
22	B	603	CLA	CMC-C2C-C1C	2.13	128.28	125.04
22	s	301	CLA	CGD-CBD-CAD	-2.13	103.85	110.73
25	2	607	CHL	C2A-C1A-CHA	2.12	127.57	123.86
25	6	607	CHL	C2A-C1A-CHA	2.12	127.57	123.86
22	G	611	CLA	C4D-CHA-C1A	-2.12	118.66	121.25
22	g	611	CLA	C4D-CHA-C1A	-2.12	118.66	121.25
22	D	404	CLA	C3B-C4B-NB	2.12	111.96	109.21
22	2	602	CLA	CMA-C3A-C4A	-2.12	106.07	111.77
22	6	602	CLA	CMA-C3A-C4A	-2.12	106.07	111.77
25	R	305	CHL	O1D-CGD-CBD	-2.12	120.14	124.48
25	r	305	CHL	O1D-CGD-CBD	-2.12	120.14	124.48
22	b	610	CLA	C3B-C4B-NB	2.12	111.95	109.21
22	S	313	CLA	C4D-CHA-C1A	-2.12	118.67	121.25
22	s	313	CLA	C4D-CHA-C1A	-2.12	118.67	121.25
22	B	612	CLA	CHD-C1D-C2D	-2.12	121.03	125.48
22	C	503	CLA	CMC-C2C-C1C	2.12	128.27	125.04
22	R	310	CLA	C3B-C4B-NB	2.12	111.95	109.21
22	r	310	CLA	C3B-C4B-NB	2.12	111.95	109.21

*Continued on next page...*

*Continued from previous page...*

Mol	Chain	Res	Type	Atoms	Z	Observed(°)	Ideal(°)
22	R	307	CLA	O2D-CGD-O1D	-2.12	119.69	123.84
22	r	307	CLA	O2D-CGD-O1D	-2.12	119.69	123.84
22	G	603	CLA	CED-O2D-CGD	2.12	120.73	115.94
22	g	603	CLA	CED-O2D-CGD	2.12	120.73	115.94
22	3	311	CLA	C4A-NA-C1A	-2.12	105.75	106.71
22	7	311	CLA	C4A-NA-C1A	-2.12	105.75	106.71
25	R	306	CHL	C3A-C2A-C1A	2.12	104.51	101.34
25	r	306	CHL	C3A-C2A-C1A	2.12	104.51	101.34
22	C	511	CLA	CGD-CBD-CAD	-2.12	103.88	110.73
22	c	507	CLA	O2D-CGD-O1D	-2.12	119.70	123.84
22	R	312	CLA	CGD-CBD-CAD	-2.11	103.88	110.73
22	r	312	CLA	CGD-CBD-CAD	-2.11	103.88	110.73
22	4	302	CLA	C3B-C4B-NB	2.11	111.94	109.21
22	8	302	CLA	C3B-C4B-NB	2.11	111.94	109.21
22	G	613	CLA	O2D-CGD-O1D	-2.11	119.71	123.84
22	g	613	CLA	O2D-CGD-O1D	-2.11	119.71	123.84
22	1	611	CLA	CHA-C1A-NA	-2.11	121.56	126.40
22	5	611	CLA	CHA-C1A-NA	-2.11	121.56	126.40
22	R	301	CLA	CGD-CBD-CAD	-2.11	103.89	110.73
22	r	301	CLA	CGD-CBD-CAD	-2.11	103.89	110.73
25	2	606	CHL	O2A-CGA-O1A	-2.11	118.04	123.30
25	6	606	CHL	O2A-CGA-O1A	-2.11	118.04	123.30
22	G	614	CLA	C3B-C4B-NB	2.11	111.94	109.21
22	g	614	CLA	C3B-C4B-NB	2.11	111.94	109.21
22	c	511	CLA	C3B-C4B-NB	2.11	111.94	109.21
22	1	613	CLA	C3B-C4B-NB	2.11	111.94	109.21
22	5	613	CLA	C3B-C4B-NB	2.11	111.94	109.21
22	b	612	CLA	C3D-C4D-CHA	-2.11	107.90	112.72
22	N	612	CLA	CED-O2D-CGD	2.11	120.70	115.94
22	n	612	CLA	CED-O2D-CGD	2.11	120.70	115.94
22	4	304	CLA	C3B-C4B-NB	2.11	111.93	109.21
22	8	304	CLA	C3B-C4B-NB	2.11	111.93	109.21
25	R	304	CHL	O2A-CGA-O1A	-2.11	118.05	123.30
25	r	304	CHL	O2A-CGA-O1A	-2.11	118.05	123.30
22	1	611	CLA	C4A-NA-C1A	-2.11	105.76	106.71
22	5	611	CLA	C4A-NA-C1A	-2.11	105.76	106.71
22	3	312	CLA	C4D-CHA-C1A	-2.11	118.69	121.25
22	7	312	CLA	C4D-CHA-C1A	-2.11	118.69	121.25
22	G	614	CLA	CED-O2D-CGD	2.10	120.70	115.94
22	g	614	CLA	CED-O2D-CGD	2.10	120.70	115.94
25	4	305	CHL	C2A-C1A-CHA	2.10	127.54	123.86
25	8	305	CHL	C2A-C1A-CHA	2.10	127.54	123.86

*Continued on next page...*

Continued from previous page...

Mol	Chain	Res	Type	Atoms	Z	Observed(°)	Ideal(°)
22	3	313	CLA	CMC-C2C-C1C	2.10	128.24	125.04
22	7	313	CLA	CMC-C2C-C1C	2.10	128.24	125.04
22	B	611	CLA	C4D-CHA-C1A	-2.10	118.69	121.25
25	Y	607	CHL	O2A-CGA-O1A	-2.10	118.05	123.30
25	y	607	CHL	O2A-CGA-O1A	-2.10	118.05	123.30
22	2	613	CLA	CHA-C1A-NA	-2.10	121.58	126.40
22	6	613	CLA	CHA-C1A-NA	-2.10	121.58	126.40
25	N	601	CHL	C3A-C2A-C1A	2.10	104.49	101.34
25	n	601	CHL	C3A-C2A-C1A	2.10	104.49	101.34
22	S	314	CLA	C3B-C4B-NB	2.10	111.93	109.21
22	s	314	CLA	C3B-C4B-NB	2.10	111.93	109.21
22	C	511	CLA	CAA-CBA-CGA	2.10	118.09	112.51
22	R	307	CLA	CHA-C1A-NA	-2.10	121.58	126.40
22	r	307	CLA	CHA-C1A-NA	-2.10	121.58	126.40
22	b	602	CLA	CHA-C1A-NA	-2.10	121.58	126.40
22	R	303	CLA	O2A-CGA-O1A	-2.10	118.06	123.30
22	r	303	CLA	O2A-CGA-O1A	-2.10	118.06	123.30
25	1	615	CHL	C3A-C2A-C1A	2.10	104.49	101.34
25	5	615	CHL	C3A-C2A-C1A	2.10	104.49	101.34
22	1	612	CLA	CGD-CBD-CAD	-2.10	103.93	110.73
22	5	612	CLA	CGD-CBD-CAD	-2.10	103.93	110.73
22	C	504	CLA	CMC-C2C-C1C	2.10	128.24	125.04
22	A	405	CLA	C4D-CHA-C1A	-2.10	118.69	121.25
22	c	505	CLA	CMA-C3A-C2A	-2.10	105.36	113.83
25	Y	605	CHL	C2A-C1A-CHA	2.10	127.52	123.85
25	y	605	CHL	C2A-C1A-CHA	2.10	127.52	123.85
22	4	302	CLA	CMC-C2C-C1C	2.10	128.24	125.04
22	8	302	CLA	CMC-C2C-C1C	2.10	128.24	125.04
22	a	405	CLA	C3B-C4B-NB	2.10	111.92	109.21
22	2	604	CLA	CMC-C2C-C1C	2.10	128.24	125.04
22	6	604	CLA	CMC-C2C-C1C	2.10	128.24	125.04
22	B	616	CLA	CMD-C2D-C3D	2.10	132.44	127.61
22	S	314	CLA	CHA-C1A-NA	-2.10	121.60	126.40
22	s	314	CLA	CHA-C1A-NA	-2.10	121.60	126.40
22	B	616	CLA	OBD-CAD-C3D	-2.10	123.48	128.52
23	a	404	PHO	CAA-C2A-C3A	-2.09	107.04	112.78
22	C	505	CLA	C3B-C4B-NB	2.09	111.92	109.21
22	c	512	CLA	CAA-C2A-C3A	-2.09	107.04	112.78
22	R	312	CLA	C3B-C4B-NB	2.09	111.92	109.21
22	r	312	CLA	C3B-C4B-NB	2.09	111.92	109.21
22	R	302	CLA	CAA-C2A-C3A	-2.09	107.05	112.78
22	r	302	CLA	CAA-C2A-C3A	-2.09	107.05	112.78

Continued on next page...



*Continued from previous page...*

Mol	Chain	Res	Type	Atoms	Z	Observed(°)	Ideal(°)
22	1	614	CLA	CHD-C4C-NC	2.09	127.50	124.20
22	5	614	CLA	CHD-C4C-NC	2.09	127.50	124.20
22	2	603	CLA	CMB-C2B-C3B	2.09	128.59	124.68
22	6	603	CLA	CMB-C2B-C3B	2.09	128.59	124.68
22	G	604	CLA	O2A-CGA-CBA	2.09	120.75	114.03
22	g	604	CLA	O2A-CGA-CBA	2.09	120.75	114.03
22	G	613	CLA	CGD-CBD-CAD	-2.09	103.96	110.73
22	g	613	CLA	CGD-CBD-CAD	-2.09	103.96	110.73
22	Y	613	CLA	CAA-C2A-C3A	-2.09	107.05	112.78
22	y	613	CLA	CAA-C2A-C3A	-2.09	107.05	112.78
22	G	602	CLA	OBD-CAD-C3D	-2.09	123.49	128.52
22	g	602	CLA	OBD-CAD-C3D	-2.09	123.49	128.52
22	3	310	CLA	CMA-C3A-C4A	-2.09	106.16	111.77
22	7	310	CLA	CMA-C3A-C4A	-2.09	106.16	111.77
22	a	402	CLA	CMC-C2C-C3C	2.09	131.79	126.12
22	b	603	CLA	CHA-C1A-NA	-2.09	121.61	126.40
22	D	403	CLA	C4A-NA-C1A	-2.09	105.77	106.71
22	4	310	CLA	CHA-C1A-NA	-2.09	121.61	126.40
22	8	310	CLA	CHA-C1A-NA	-2.09	121.61	126.40
22	C	511	CLA	CHD-C4C-NC	2.09	127.49	124.20
25	Y	607	CHL	C2A-C1A-CHA	2.09	127.51	123.86
25	y	607	CHL	C2A-C1A-CHA	2.09	127.51	123.86
22	R	307	CLA	CBC-CAC-C3C	-2.09	106.68	112.43
22	r	307	CLA	CBC-CAC-C3C	-2.09	106.68	112.43
25	1	601	CHL	CHD-C1D-ND	-2.09	122.54	124.45
25	5	601	CHL	CHD-C1D-ND	-2.09	122.54	124.45
25	Y	605	CHL	CMB-C2B-C1B	-2.09	125.26	128.46
25	y	605	CHL	CMB-C2B-C1B	-2.09	125.26	128.46
22	c	511	CLA	CHA-C1A-NA	-2.09	121.62	126.40
25	1	607	CHL	O2A-CGA-O1A	-2.08	118.11	123.30
25	5	607	CHL	O2A-CGA-O1A	-2.08	118.11	123.30
25	3	306	CHL	C1D-ND-C4D	-2.08	104.86	106.33
25	7	306	CHL	C1D-ND-C4D	-2.08	104.86	106.33
22	2	610	CLA	CHA-C1A-NA	-2.08	121.63	126.40
22	6	610	CLA	CHA-C1A-NA	-2.08	121.63	126.40
22	N	602	CLA	O2A-CGA-O1A	-2.08	118.11	123.30
22	n	602	CLA	O2A-CGA-O1A	-2.08	118.11	123.30
22	R	301	CLA	CMC-C2C-C1C	2.08	128.21	125.04
22	r	301	CLA	CMC-C2C-C1C	2.08	128.21	125.04
22	B	611	CLA	CHA-C1A-NA	-2.08	121.63	126.40
22	R	312	CLA	C4D-CHA-C1A	-2.08	118.72	121.25
22	r	312	CLA	C4D-CHA-C1A	-2.08	118.72	121.25

*Continued on next page...*



Continued from previous page...

Mol	Chain	Res	Type	Atoms	Z	Observed(°)	Ideal(°)
22	3	304	CLA	CED-O2D-CGD	2.08	120.64	115.94
22	7	304	CLA	CED-O2D-CGD	2.08	120.64	115.94
22	B	603	CLA	C4A-NA-C1A	-2.08	105.77	106.71
22	S	313	CLA	CAA-C2A-C3A	-2.08	107.08	112.78
22	s	313	CLA	CAA-C2A-C3A	-2.08	107.08	112.78
25	3	308	CHL	O2A-CGA-O1A	-2.08	118.12	123.30
25	7	308	CHL	O2A-CGA-O1A	-2.08	118.12	123.30
22	b	614	CLA	C4D-CHA-C1A	-2.08	118.72	121.25
22	C	512	CLA	CMC-C2C-C3C	2.08	131.76	126.12
22	A	402	CLA	CHA-C1A-NA	-2.08	121.64	126.40
22	G	613	CLA	CMC-C2C-C3C	2.08	131.76	126.12
22	g	613	CLA	CMC-C2C-C3C	2.08	131.76	126.12
22	C	502	CLA	CAC-C3C-C2C	-2.08	123.97	127.53
22	S	312	CLA	CMB-C2B-C3B	2.08	128.56	124.68
22	s	312	CLA	CMB-C2B-C3B	2.08	128.56	124.68
22	c	502	CLA	CGD-CBD-CAD	-2.08	104.00	110.73
25	3	307	CHL	CAA-C2A-C3A	-2.08	107.09	112.78
25	7	307	CHL	CAA-C2A-C3A	-2.08	107.09	112.78
25	S	306	CHL	CHA-C1A-NA	-2.08	121.64	126.40
25	s	306	CHL	CHA-C1A-NA	-2.08	121.64	126.40
25	3	308	CHL	C2A-C1A-CHA	2.08	127.49	123.86
25	7	308	CHL	C2A-C1A-CHA	2.08	127.49	123.86
25	Y	608	CHL	O1D-CGD-CBD	-2.08	120.23	124.48
25	y	608	CHL	O1D-CGD-CBD	-2.08	120.23	124.48
25	Y	607	CHL	C3A-C2A-C1A	2.08	104.45	101.34
25	y	607	CHL	C3A-C2A-C1A	2.08	104.45	101.34
25	S	306	CHL	CAA-CBA-CGA	2.08	118.02	112.51
25	s	306	CHL	CAA-CBA-CGA	2.08	118.02	112.51
25	Y	606	CHL	C2A-C3A-C4A	2.08	105.22	101.87
25	y	606	CHL	C2A-C3A-C4A	2.08	105.22	101.87
22	3	314	CLA	CHA-C1A-NA	-2.08	121.64	126.40
22	7	314	CLA	CHA-C1A-NA	-2.08	121.64	126.40
22	C	512	CLA	CAA-C2A-C3A	-2.08	107.09	112.78
25	4	305	CHL	CHD-C1D-ND	-2.08	122.55	124.45
25	8	305	CHL	CHD-C1D-ND	-2.08	122.55	124.45
22	1	611	CLA	CMC-C2C-C1C	2.08	128.20	125.04
22	5	611	CLA	CMC-C2C-C1C	2.08	128.20	125.04
22	3	303	CLA	CMB-C2B-C3B	2.07	128.56	124.68
22	7	303	CLA	CMB-C2B-C3B	2.07	128.56	124.68
25	1	608	CHL	O2A-CGA-O1A	-2.07	118.13	123.30
25	5	608	CHL	O2A-CGA-O1A	-2.07	118.13	123.30
22	G	611	CLA	CMC-C2C-C1C	2.07	128.20	125.04

Continued on next page...

*Continued from previous page...*

Mol	Chain	Res	Type	Atoms	Z	Observed(°)	Ideal(°)
22	g	611	CLA	CMC-C2C-C1C	2.07	128.20	125.04
22	G	604	CLA	CMC-C2C-C3C	2.07	131.75	126.12
22	g	604	CLA	CMC-C2C-C3C	2.07	131.75	126.12
22	G	602	CLA	O2A-CGA-O1A	-2.07	118.13	123.30
22	g	602	CLA	O2A-CGA-O1A	-2.07	118.13	123.30
25	R	306	CHL	O2A-CGA-O1A	-2.07	118.13	123.30
25	r	306	CHL	O2A-CGA-O1A	-2.07	118.13	123.30
22	G	613	CLA	CHA-C1A-NA	-2.07	121.65	126.40
22	g	613	CLA	CHA-C1A-NA	-2.07	121.65	126.40
25	G	608	CHL	C2C-C3C-C4C	2.07	107.97	106.49
25	g	608	CHL	C2C-C3C-C4C	2.07	107.97	106.49
22	3	313	CLA	CAA-C2A-C3A	-2.07	107.11	112.78
22	7	313	CLA	CAA-C2A-C3A	-2.07	107.11	112.78
25	2	606	CHL	C2A-C3A-C4A	2.07	105.21	101.87
25	6	606	CHL	C2A-C3A-C4A	2.07	105.21	101.87
22	b	612	CLA	CHA-C1A-NA	-2.07	121.66	126.40
22	B	612	CLA	CHD-C4C-NC	2.07	127.46	124.20
22	N	603	CLA	CHA-C1A-NA	-2.07	121.66	126.40
22	n	603	CLA	CHA-C1A-NA	-2.07	121.66	126.40
22	S	301	CLA	CAA-C2A-C3A	-2.07	107.12	112.78
22	B	604	CLA	CBC-CAC-C3C	-2.07	106.73	112.43
25	Y	608	CHL	O2A-CGA-O1A	-2.07	118.15	123.30
25	y	608	CHL	O2A-CGA-O1A	-2.07	118.15	123.30
22	b	606	CLA	C2D-C1D-ND	2.07	111.63	110.10
22	2	603	CLA	CED-O2D-CGD	2.06	120.61	115.94
22	6	603	CLA	CED-O2D-CGD	2.06	120.61	115.94
22	b	607	CLA	C3B-C4B-NB	2.06	111.88	109.21
22	b	602	CLA	CMB-C2B-C3B	2.06	128.54	124.68
22	S	311	CLA	CMC-C2C-C1C	2.06	128.18	125.04
22	s	311	CLA	CMC-C2C-C1C	2.06	128.18	125.04
22	S	301	CLA	CED-O2D-CGD	2.06	120.60	115.94
25	4	306	CHL	O2A-CGA-O1A	-2.06	118.16	123.30
25	8	306	CHL	O2A-CGA-O1A	-2.06	118.16	123.30
22	B	608	CLA	CED-O2D-CGD	2.06	120.60	115.94
22	Y	610	CLA	C3B-C4B-NB	2.06	111.88	109.21
22	y	610	CLA	C3B-C4B-NB	2.06	111.88	109.21
22	4	310	CLA	C3B-C4B-NB	2.06	111.87	109.21
22	8	310	CLA	C3B-C4B-NB	2.06	111.87	109.21
22	2	603	CLA	CAA-C2A-C3A	-2.06	107.14	112.78
22	6	603	CLA	CAA-C2A-C3A	-2.06	107.14	112.78
22	N	611	CLA	CMC-C2C-C1C	2.06	128.18	125.04
22	n	611	CLA	CMC-C2C-C1C	2.06	128.18	125.04

*Continued on next page...*

*Continued from previous page...*

Mol	Chain	Res	Type	Atoms	Z	Observed(°)	Ideal(°)
22	3	314	CLA	CED-O2D-CGD	2.06	120.60	115.94
22	7	314	CLA	CED-O2D-CGD	2.06	120.60	115.94
22	S	305	CLA	C4A-NA-C1A	-2.06	105.78	106.71
22	s	305	CLA	C4A-NA-C1A	-2.06	105.78	106.71
22	G	602	CLA	CHA-C1A-NA	-2.06	121.68	126.40
22	g	602	CLA	CHA-C1A-NA	-2.06	121.68	126.40
22	3	311	CLA	CHA-C1A-NA	-2.06	121.68	126.40
22	7	311	CLA	CHA-C1A-NA	-2.06	121.68	126.40
22	c	502	CLA	C3B-C4B-NB	2.06	111.87	109.21
22	D	404	CLA	CED-O2D-CGD	2.06	120.59	115.94
25	3	302	CHL	C2A-C1A-CHA	2.06	127.46	123.86
25	7	302	CHL	C2A-C1A-CHA	2.06	127.46	123.86
22	4	309	CLA	CBA-CAA-C2A	2.06	119.94	113.86
22	8	309	CLA	CBA-CAA-C2A	2.06	119.94	113.86
22	C	506	CLA	CED-O2D-CGD	2.06	120.59	115.94
22	b	601	CLA	CED-O2D-CGD	2.06	120.59	115.94
22	R	311	CLA	C4D-CHA-C1A	-2.06	118.75	121.25
22	r	311	CLA	C4D-CHA-C1A	-2.06	118.75	121.25
22	4	303	CLA	CHA-C1A-NA	-2.06	121.69	126.40
22	8	303	CLA	CHA-C1A-NA	-2.06	121.69	126.40
22	c	504	CLA	CED-O2D-CGD	2.06	120.59	115.94
22	B	605	CLA	CAA-C2A-C3A	-2.06	107.15	112.78
25	G	609	CHL	O2D-CGD-O1D	-2.06	119.82	123.84
25	g	609	CHL	O2D-CGD-O1D	-2.06	119.82	123.84
22	b	608	CLA	C3B-C4B-NB	2.05	111.86	109.21
25	2	606	CHL	O1D-CGD-CBD	-2.05	120.28	124.48
25	6	606	CHL	O1D-CGD-CBD	-2.05	120.28	124.48
22	1	613	CLA	CED-O2D-CGD	2.05	120.58	115.94
22	5	613	CLA	CED-O2D-CGD	2.05	120.58	115.94
25	3	307	CHL	C2A-C3A-C4A	2.05	105.18	101.87
25	7	307	CHL	C2A-C3A-C4A	2.05	105.18	101.87
25	1	606	CHL	O1D-CGD-CBD	-2.05	120.28	124.48
25	5	606	CHL	O1D-CGD-CBD	-2.05	120.28	124.48
22	2	610	CLA	C4D-CHA-C1A	-2.05	118.75	121.25
22	6	610	CLA	C4D-CHA-C1A	-2.05	118.75	121.25
22	3	311	CLA	CMC-C2C-C1C	2.05	128.16	125.04
22	7	311	CLA	CMC-C2C-C1C	2.05	128.16	125.04
22	Y	613	CLA	CMB-C2B-C3B	2.05	128.52	124.68
22	y	613	CLA	CMB-C2B-C3B	2.05	128.52	124.68
22	b	607	CLA	CHA-C1A-NA	-2.05	121.70	126.40
24	e	101	HEM	C1B-NB-C4B	2.05	107.19	105.07
22	1	602	CLA	CMB-C2B-C3B	2.05	128.51	124.68

*Continued on next page...*

*Continued from previous page...*

Mol	Chain	Res	Type	Atoms	Z	Observed(°)	Ideal(°)
22	5	602	CLA	CMB-C2B-C3B	2.05	128.51	124.68
22	G	614	CLA	CMC-C2C-C1C	2.05	128.16	125.04
22	g	614	CLA	CMC-C2C-C1C	2.05	128.16	125.04
22	c	510	CLA	CGD-CBD-CAD	-2.05	104.10	110.73
22	b	613	CLA	CMC-C2C-C3C	2.05	131.67	126.12
22	N	611	CLA	O1D-CGD-CBD	-2.05	120.30	124.48
22	n	611	CLA	O1D-CGD-CBD	-2.05	120.30	124.48
22	R	311	CLA	C3B-C4B-NB	2.04	111.85	109.21
22	r	311	CLA	C3B-C4B-NB	2.04	111.85	109.21
22	d	403	CLA	CHD-C4C-NC	2.04	127.42	124.20
22	2	603	CLA	C4D-CHA-C1A	-2.04	118.76	121.25
22	6	603	CLA	C4D-CHA-C1A	-2.04	118.76	121.25
22	C	504	CLA	CMC-C2C-C3C	2.04	131.66	126.12
25	G	607	CHL	C2A-C3A-C4A	2.04	105.17	101.87
25	g	607	CHL	C2A-C3A-C4A	2.04	105.17	101.87
22	R	303	CLA	CMB-C2B-C3B	2.04	128.50	124.68
22	r	303	CLA	CMB-C2B-C3B	2.04	128.50	124.68
22	R	309	CLA	CMC-C2C-C1C	2.04	128.15	125.04
22	r	309	CLA	CMC-C2C-C1C	2.04	128.15	125.04
22	C	503	CLA	CAA-C2A-C3A	-2.04	107.19	112.78
22	Y	612	CLA	CMB-C2B-C3B	2.04	128.50	124.68
22	y	612	CLA	CMB-C2B-C3B	2.04	128.50	124.68
25	1	601	CHL	O2A-CGA-O1A	-2.04	118.21	123.30
25	5	601	CHL	O2A-CGA-O1A	-2.04	118.21	123.30
22	S	310	CLA	C3D-C4D-CHA	-2.04	108.06	112.72
22	s	310	CLA	C3D-C4D-CHA	-2.04	108.06	112.72
22	b	613	CLA	CGD-CBD-CAD	-2.04	104.13	110.73
22	4	302	CLA	CHA-C1A-NA	-2.04	121.73	126.40
22	8	302	CLA	CHA-C1A-NA	-2.04	121.73	126.40
22	N	603	CLA	CED-O2D-CGD	2.04	120.55	115.94
22	n	603	CLA	CED-O2D-CGD	2.04	120.55	115.94
25	S	302	CHL	C3A-C2A-C1A	2.04	104.39	101.34
25	s	302	CHL	C3A-C2A-C1A	2.04	104.39	101.34
25	G	601	CHL	C2A-C1A-CHA	2.04	127.42	123.86
25	g	601	CHL	C2A-C1A-CHA	2.04	127.42	123.86
22	c	510	CLA	C3B-C4B-NB	2.04	111.84	109.21
22	c	509	CLA	CMC-C2C-C3C	2.04	131.64	126.12
22	R	311	CLA	CED-O2D-CGD	2.03	120.54	115.94
22	r	311	CLA	CED-O2D-CGD	2.03	120.54	115.94
22	Y	613	CLA	O2D-CGD-O1D	-2.03	119.86	123.84
22	y	613	CLA	O2D-CGD-O1D	-2.03	119.86	123.84
25	1	601	CHL	C3A-C2A-C1A	2.03	104.39	101.34

*Continued on next page...*

*Continued from previous page...*

Mol	Chain	Res	Type	Atoms	Z	Observed(°)	Ideal(°)
25	5	601	CHL	C3A-C2A-C1A	2.03	104.39	101.34
22	N	612	CLA	CMB-C2B-C3B	2.03	128.48	124.68
22	n	612	CLA	CMB-C2B-C3B	2.03	128.48	124.68
25	Y	601	CHL	CMA-C3A-C4A	-2.03	106.31	111.77
25	y	601	CHL	CMA-C3A-C4A	-2.03	106.31	111.77
22	D	404	CLA	CGD-CBD-CAD	-2.03	104.15	110.73
25	4	305	CHL	O2A-CGA-O1A	-2.03	118.23	123.30
25	8	305	CHL	O2A-CGA-O1A	-2.03	118.23	123.30
22	B	603	CLA	O2D-CGD-O1D	-2.03	119.86	123.84
22	2	612	CLA	CHA-C1A-NA	-2.03	121.75	126.40
22	6	612	CLA	CHA-C1A-NA	-2.03	121.75	126.40
22	G	612	CLA	CMC-C2C-C3C	2.03	131.63	126.12
22	g	612	CLA	CMC-C2C-C3C	2.03	131.63	126.12
22	2	613	CLA	C4A-NA-C1A	-2.03	105.79	106.71
22	6	613	CLA	C4A-NA-C1A	-2.03	105.79	106.71
25	2	607	CHL	C3A-C2A-C1A	2.03	104.38	101.34
25	6	607	CHL	C3A-C2A-C1A	2.03	104.38	101.34
22	C	507	CLA	CMB-C2B-C3B	2.03	128.47	124.68
22	1	610	CLA	CED-O2D-CGD	2.03	120.53	115.94
22	5	610	CLA	CED-O2D-CGD	2.03	120.53	115.94
22	B	604	CLA	C3C-C4C-NC	2.03	112.85	110.57
22	C	502	CLA	OBD-CAD-C3D	-2.03	123.64	128.52
22	B	611	CLA	CAA-CBA-CGA	-2.03	107.13	112.51
22	a	402	CLA	CGD-CBD-CAD	-2.03	104.17	110.73
22	c	511	CLA	CMC-C2C-C3C	2.03	131.62	126.12
25	S	308	CHL	C3A-C2A-C1A	2.03	104.37	101.34
25	s	308	CHL	C3A-C2A-C1A	2.03	104.37	101.34
22	c	509	CLA	C3B-C4B-NB	2.03	111.83	109.21
25	Y	607	CHL	CAA-CBA-CGA	2.03	117.88	112.51
25	y	607	CHL	CAA-CBA-CGA	2.03	117.88	112.51
22	2	603	CLA	CHA-C1A-NA	-2.02	121.76	126.40
22	6	603	CLA	CHA-C1A-NA	-2.02	121.76	126.40
22	c	503	CLA	C3B-C4B-NB	2.02	111.83	109.21
22	b	607	CLA	CMC-C2C-C1C	2.02	128.12	125.04
22	c	504	CLA	CMC-C2C-C3C	2.02	131.61	126.12
22	G	612	CLA	CHA-C1A-NA	-2.02	121.77	126.40
22	g	612	CLA	CHA-C1A-NA	-2.02	121.77	126.40
25	3	308	CHL	CHA-C1A-NA	-2.02	121.77	126.40
25	7	308	CHL	CHA-C1A-NA	-2.02	121.77	126.40
22	D	404	CLA	CMC-C2C-C3C	2.02	131.61	126.12
22	3	310	CLA	CED-O2D-CGD	2.02	120.51	115.94
22	7	310	CLA	CED-O2D-CGD	2.02	120.51	115.94

*Continued on next page...*

*Continued from previous page...*

Mol	Chain	Res	Type	Atoms	Z	Observed(°)	Ideal(°)
22	d	404	CLA	CHA-C1A-NA	-2.02	121.77	126.40
25	1	615	CHL	C2A-C1A-CHA	2.02	127.39	123.86
25	5	615	CHL	C2A-C1A-CHA	2.02	127.39	123.86
25	Y	605	CHL	C4D-CHA-C1A	2.02	123.71	121.25
25	y	605	CHL	C4D-CHA-C1A	2.02	123.71	121.25
25	2	601	CHL	O2A-CGA-O1A	-2.02	118.27	123.30
25	6	601	CHL	O2A-CGA-O1A	-2.02	118.27	123.30
22	S	303	CLA	CHA-C1A-NA	-2.02	121.77	126.40
22	s	303	CLA	CHA-C1A-NA	-2.02	121.77	126.40
22	3	312	CLA	CHA-C1A-NA	-2.02	121.77	126.40
22	7	312	CLA	CHA-C1A-NA	-2.02	121.77	126.40
25	G	605	CHL	O1D-CGD-CBD	-2.02	120.36	124.48
25	g	605	CHL	O1D-CGD-CBD	-2.02	120.36	124.48
22	A	403	CLA	CMC-C2C-C3C	2.02	131.59	126.12
25	G	601	CHL	C4D-CHA-C1A	2.02	123.70	121.25
25	g	601	CHL	C4D-CHA-C1A	2.02	123.70	121.25
22	c	507	CLA	CHA-C1A-NA	-2.02	121.78	126.40
24	E	101	HEM	CAB-C3B-C2B	-2.02	121.96	128.60
22	N	611	CLA	C4A-NA-C1A	-2.02	105.80	106.71
22	n	611	CLA	C4A-NA-C1A	-2.02	105.80	106.71
22	b	608	CLA	CAA-C2A-C3A	-2.01	107.26	112.78
22	N	611	CLA	CAA-C2A-C3A	-2.01	107.26	112.78
22	n	611	CLA	CAA-C2A-C3A	-2.01	107.26	112.78
22	N	610	CLA	CMA-C3A-C2A	-2.01	105.70	113.83
22	n	610	CLA	CMA-C3A-C2A	-2.01	105.70	113.83
22	4	304	CLA	CED-O2D-CGD	2.01	120.49	115.94
22	8	304	CLA	CED-O2D-CGD	2.01	120.49	115.94
22	4	303	CLA	C3B-C4B-NB	2.01	111.81	109.21
22	8	303	CLA	C3B-C4B-NB	2.01	111.81	109.21
25	S	306	CHL	C2A-C3A-C4A	2.01	105.12	101.87
25	s	306	CHL	C2A-C3A-C4A	2.01	105.12	101.87
22	N	614	CLA	CMC-C2C-C3C	2.01	131.58	126.12
22	n	614	CLA	CMC-C2C-C3C	2.01	131.58	126.12
22	2	603	CLA	CMC-C2C-C1C	2.01	128.10	125.04
22	6	603	CLA	CMC-C2C-C1C	2.01	128.10	125.04
22	c	502	CLA	CMC-C2C-C3C	2.01	131.58	126.12
25	S	307	CHL	C2A-C1A-CHA	2.01	127.38	123.86
25	s	307	CHL	C2A-C1A-CHA	2.01	127.38	123.86
22	b	603	CLA	CMC-C2C-C1C	2.01	128.10	125.04
22	c	503	CLA	O2D-CGD-O1D	-2.01	119.91	123.84
22	R	307	CLA	CHD-C1D-C2D	-2.01	121.26	125.48
22	r	307	CLA	CHD-C1D-C2D	-2.01	121.26	125.48

*Continued on next page...*



*Continued from previous page...*

Mol	Chain	Res	Type	Atoms	Z	Observed(°)	Ideal(°)
25	1	605	CHL	C4D-C3D-CAD	-2.01	105.73	108.10
25	5	605	CHL	C4D-C3D-CAD	-2.01	105.73	108.10
22	B	614	CLA	C4A-NA-C1A	-2.01	105.80	106.71
22	S	301	CLA	CMB-C2B-C3B	2.01	128.44	124.68
22	G	603	CLA	CMC-C2C-C1C	2.01	128.10	125.04
22	g	603	CLA	CMC-C2C-C1C	2.01	128.10	125.04
22	C	512	CLA	O2D-CGD-O1D	-2.01	119.91	123.84
22	N	602	CLA	CMA-C3A-C2A	-2.01	105.72	113.83
22	n	602	CLA	CMA-C3A-C2A	-2.01	105.72	113.83
22	4	309	CLA	CMB-C2B-C3B	2.01	128.44	124.68
22	8	309	CLA	CMB-C2B-C3B	2.01	128.44	124.68
22	B	605	CLA	CAA-CBA-CGA	2.01	117.84	112.51
22	4	309	CLA	C3B-C4B-NB	2.01	111.81	109.21
22	8	309	CLA	C3B-C4B-NB	2.01	111.81	109.21
25	N	608	CHL	O1D-CGD-CBD	-2.01	120.37	124.48
25	n	608	CHL	O1D-CGD-CBD	-2.01	120.37	124.48
22	B	604	CLA	O2D-CGD-O1D	-2.01	119.91	123.84
22	Y	610	CLA	CMA-C3A-C4A	-2.01	106.38	111.77
22	y	610	CLA	CMA-C3A-C4A	-2.01	106.38	111.77
25	R	305	CHL	C3A-C2A-C1A	2.01	104.35	101.34
25	r	305	CHL	C3A-C2A-C1A	2.01	104.35	101.34
25	S	306	CHL	O2D-CGD-CBD	2.01	114.84	111.27
25	s	306	CHL	O2D-CGD-CBD	2.01	114.84	111.27
22	D	404	CLA	C4D-CHA-C1A	-2.01	118.81	121.25
25	1	615	CHL	O2A-CGA-O1A	-2.01	118.30	123.30
25	5	615	CHL	O2A-CGA-O1A	-2.01	118.30	123.30
22	3	311	CLA	CED-O2D-CGD	2.01	120.47	115.94
22	7	311	CLA	CED-O2D-CGD	2.01	120.47	115.94
22	b	611	CLA	CAA-C2A-C3A	-2.01	107.28	112.78
22	G	612	CLA	C3B-C4B-NB	2.01	111.80	109.21
22	g	612	CLA	C3B-C4B-NB	2.01	111.80	109.21
22	G	611	CLA	CHA-C1A-NA	-2.00	121.81	126.40
22	g	611	CLA	CHA-C1A-NA	-2.00	121.81	126.40
22	1	614	CLA	C4A-NA-C1A	-2.00	105.81	106.71
22	5	614	CLA	C4A-NA-C1A	-2.00	105.81	106.71
22	1	614	CLA	CGD-CBD-CAD	-2.00	104.24	110.73
22	5	614	CLA	CGD-CBD-CAD	-2.00	104.24	110.73
22	c	506	CLA	CGD-CBD-CAD	-2.00	104.25	110.73
22	Y	602	CLA	CMC-C2C-C3C	2.00	131.55	126.12
22	y	602	CLA	CMC-C2C-C3C	2.00	131.55	126.12
22	G	610	CLA	CHD-C1D-C2D	-2.00	121.28	125.48
22	g	610	CLA	CHD-C1D-C2D	-2.00	121.28	125.48

*Continued on next page...*



*Continued from previous page...*

Mol	Chain	Res	Type	Atoms	Z	Observed(°)	Ideal(°)
25	N	606	CHL	C2A-C3A-C4A	2.00	105.10	101.87
25	n	606	CHL	C2A-C3A-C4A	2.00	105.10	101.87
22	4	303	CLA	CMC-C2C-C1C	2.00	128.09	125.04
22	8	303	CLA	CMC-C2C-C1C	2.00	128.09	125.04
22	d	403	CLA	C4D-CHA-C1A	-2.00	118.81	121.25

All (489) chirality outliers are listed below:

Mol	Chain	Res	Type	Atom
22	A	402	CLA	ND
22	A	403	CLA	ND
22	A	405	CLA	ND
22	B	602	CLA	ND
22	B	603	CLA	ND
22	B	604	CLA	ND
22	B	605	CLA	ND
22	B	607	CLA	ND
22	B	610	CLA	ND
22	B	611	CLA	ND
22	B	612	CLA	ND
22	B	613	CLA	ND
22	B	614	CLA	ND
22	B	615	CLA	ND
22	B	616	CLA	ND
22	C	501	CLA	ND
22	C	502	CLA	ND
22	C	503	CLA	ND
22	C	504	CLA	ND
22	C	505	CLA	ND
22	C	506	CLA	ND
22	C	507	CLA	ND
22	C	508	CLA	ND
22	C	509	CLA	ND
22	C	510	CLA	ND
22	C	512	CLA	ND
22	D	401	CLA	ND
22	D	403	CLA	ND
22	D	404	CLA	ND
22	a	402	CLA	ND
22	a	403	CLA	ND
22	a	405	CLA	ND
22	b	601	CLA	ND

*Continued on next page...*

*Continued from previous page...*

<b>Mol</b>	<b>Chain</b>	<b>Res</b>	<b>Type</b>	<b>Atom</b>
22	b	603	CLA	ND
22	b	604	CLA	ND
22	b	606	CLA	ND
22	b	607	CLA	ND
22	b	608	CLA	ND
22	b	610	CLA	ND
22	b	612	CLA	ND
22	b	613	CLA	ND
22	b	615	CLA	ND
22	b	616	CLA	ND
22	d	401	CLA	ND
22	d	403	CLA	ND
22	d	404	CLA	ND
22	c	501	CLA	ND
22	c	502	CLA	ND
22	c	503	CLA	ND
22	c	504	CLA	ND
22	c	505	CLA	ND
22	c	506	CLA	ND
22	c	507	CLA	ND
22	c	508	CLA	ND
22	c	509	CLA	ND
22	c	510	CLA	ND
22	c	512	CLA	ND
22	R	301	CLA	ND
22	R	302	CLA	ND
22	R	303	CLA	ND
22	R	307	CLA	ND
22	R	308	CLA	ND
22	R	309	CLA	ND
22	R	310	CLA	ND
22	R	311	CLA	ND
22	R	312	CLA	ND
22	S	301	CLA	ND
22	S	303	CLA	ND
22	S	304	CLA	ND
22	S	305	CLA	ND
22	S	309	CLA	ND
22	S	310	CLA	ND
22	S	311	CLA	ND
22	S	312	CLA	ND
22	S	313	CLA	ND

*Continued on next page...*

*Continued from previous page...*

<b>Mol</b>	<b>Chain</b>	<b>Res</b>	<b>Type</b>	<b>Atom</b>
22	S	314	CLA	ND
22	G	602	CLA	ND
22	G	603	CLA	ND
22	G	604	CLA	ND
22	G	610	CLA	ND
22	G	611	CLA	ND
22	G	612	CLA	ND
22	G	613	CLA	ND
22	G	614	CLA	ND
22	N	602	CLA	ND
22	N	603	CLA	ND
22	N	604	CLA	ND
22	N	610	CLA	ND
22	N	611	CLA	ND
22	N	612	CLA	ND
22	N	613	CLA	ND
22	N	614	CLA	ND
22	Y	602	CLA	ND
22	Y	603	CLA	ND
22	Y	604	CLA	ND
22	Y	610	CLA	ND
22	Y	611	CLA	ND
22	Y	612	CLA	ND
22	Y	613	CLA	ND
22	Y	614	CLA	ND
22	r	301	CLA	ND
22	r	302	CLA	ND
22	r	303	CLA	ND
22	r	307	CLA	ND
22	r	308	CLA	ND
22	r	309	CLA	ND
22	r	310	CLA	ND
22	r	311	CLA	ND
22	r	312	CLA	ND
22	s	301	CLA	ND
22	s	303	CLA	ND
22	s	304	CLA	ND
22	s	305	CLA	ND
22	s	309	CLA	ND
22	s	310	CLA	ND
22	s	311	CLA	ND
22	s	312	CLA	ND

*Continued on next page...*

*Continued from previous page...*

<b>Mol</b>	<b>Chain</b>	<b>Res</b>	<b>Type</b>	<b>Atom</b>
22	s	313	CLA	ND
22	s	314	CLA	ND
22	g	602	CLA	ND
22	g	603	CLA	ND
22	g	604	CLA	ND
22	g	610	CLA	ND
22	g	611	CLA	ND
22	g	612	CLA	ND
22	g	613	CLA	ND
22	g	614	CLA	ND
22	n	602	CLA	ND
22	n	603	CLA	ND
22	n	604	CLA	ND
22	n	610	CLA	ND
22	n	611	CLA	ND
22	n	612	CLA	ND
22	n	613	CLA	ND
22	n	614	CLA	ND
22	y	602	CLA	ND
22	y	603	CLA	ND
22	y	604	CLA	ND
22	y	610	CLA	ND
22	y	611	CLA	ND
22	y	612	CLA	ND
22	y	613	CLA	ND
22	y	614	CLA	ND
22	1	602	CLA	ND
22	1	603	CLA	ND
22	1	604	CLA	ND
22	1	610	CLA	ND
22	1	611	CLA	ND
22	1	612	CLA	ND
22	1	613	CLA	ND
22	1	614	CLA	ND
22	2	602	CLA	ND
22	2	603	CLA	ND
22	2	604	CLA	ND
22	2	609	CLA	ND
22	2	610	CLA	ND
22	2	611	CLA	ND
22	2	612	CLA	ND
22	2	613	CLA	ND

*Continued on next page...*

*Continued from previous page...*

<b>Mol</b>	<b>Chain</b>	<b>Res</b>	<b>Type</b>	<b>Atom</b>
22	3	303	CLA	ND
22	3	304	CLA	ND
22	3	305	CLA	ND
22	3	310	CLA	ND
22	3	311	CLA	ND
22	3	312	CLA	ND
22	3	313	CLA	ND
22	3	314	CLA	ND
22	4	302	CLA	ND
22	4	303	CLA	ND
22	4	304	CLA	ND
22	4	309	CLA	ND
22	4	310	CLA	ND
22	5	602	CLA	ND
22	5	603	CLA	ND
22	5	604	CLA	ND
22	5	610	CLA	ND
22	5	611	CLA	ND
22	5	612	CLA	ND
22	5	613	CLA	ND
22	5	614	CLA	ND
22	6	602	CLA	ND
22	6	603	CLA	ND
22	6	604	CLA	ND
22	6	609	CLA	ND
22	6	610	CLA	ND
22	6	611	CLA	ND
22	6	612	CLA	ND
22	6	613	CLA	ND
22	7	303	CLA	ND
22	7	304	CLA	ND
22	7	305	CLA	ND
22	7	310	CLA	ND
22	7	311	CLA	ND
22	7	312	CLA	ND
22	7	313	CLA	ND
22	7	314	CLA	ND
22	8	302	CLA	ND
22	8	303	CLA	ND
22	8	304	CLA	ND
22	8	309	CLA	ND
22	8	310	CLA	ND

*Continued on next page...*

*Continued from previous page...*

<b>Mol</b>	<b>Chain</b>	<b>Res</b>	<b>Type</b>	<b>Atom</b>
25	R	304	CHL	ND
25	R	304	CHL	NA
25	R	304	CHL	NC
25	R	305	CHL	ND
25	R	305	CHL	NA
25	R	305	CHL	NC
25	R	306	CHL	ND
25	R	306	CHL	NA
25	R	306	CHL	NC
25	S	302	CHL	ND
25	S	302	CHL	NA
25	S	302	CHL	NC
25	S	306	CHL	ND
25	S	306	CHL	NA
25	S	306	CHL	NC
25	S	307	CHL	ND
25	S	307	CHL	NA
25	S	307	CHL	NC
25	S	308	CHL	ND
25	S	308	CHL	NA
25	S	308	CHL	NC
25	G	601	CHL	ND
25	G	601	CHL	NA
25	G	601	CHL	NC
25	G	605	CHL	ND
25	G	605	CHL	NA
25	G	605	CHL	NC
25	G	606	CHL	ND
25	G	606	CHL	NA
25	G	606	CHL	NC
25	G	607	CHL	ND
25	G	607	CHL	NA
25	G	607	CHL	NC
25	G	608	CHL	ND
25	G	608	CHL	NA
25	G	608	CHL	NC
25	G	609	CHL	ND
25	G	609	CHL	NA
25	G	609	CHL	NC
25	N	601	CHL	ND
25	N	601	CHL	NA
25	N	601	CHL	NC

*Continued on next page...*

*Continued from previous page...*

<b>Mol</b>	<b>Chain</b>	<b>Res</b>	<b>Type</b>	<b>Atom</b>
25	N	605	CHL	ND
25	N	605	CHL	NA
25	N	605	CHL	NC
25	N	606	CHL	ND
25	N	606	CHL	NA
25	N	606	CHL	NC
25	N	607	CHL	ND
25	N	607	CHL	NA
25	N	607	CHL	NC
25	N	608	CHL	ND
25	N	608	CHL	NA
25	N	608	CHL	NC
25	N	609	CHL	ND
25	N	609	CHL	NA
25	N	609	CHL	NC
25	Y	601	CHL	ND
25	Y	601	CHL	NA
25	Y	601	CHL	NC
25	Y	605	CHL	ND
25	Y	605	CHL	NA
25	Y	605	CHL	NC
25	Y	606	CHL	ND
25	Y	606	CHL	NA
25	Y	606	CHL	NC
25	Y	607	CHL	ND
25	Y	607	CHL	NA
25	Y	607	CHL	NC
25	Y	608	CHL	ND
25	Y	608	CHL	NA
25	Y	608	CHL	NC
25	Y	609	CHL	ND
25	Y	609	CHL	NA
25	Y	609	CHL	NC
25	r	304	CHL	ND
25	r	304	CHL	NA
25	r	304	CHL	NC
25	r	305	CHL	ND
25	r	305	CHL	NA
25	r	305	CHL	NC
25	r	306	CHL	ND
25	r	306	CHL	NA
25	r	306	CHL	NC

*Continued on next page...*



*Continued from previous page...*

<b>Mol</b>	<b>Chain</b>	<b>Res</b>	<b>Type</b>	<b>Atom</b>
25	s	302	CHL	ND
25	s	302	CHL	NA
25	s	302	CHL	NC
25	s	306	CHL	ND
25	s	306	CHL	NA
25	s	306	CHL	NC
25	s	307	CHL	ND
25	s	307	CHL	NA
25	s	307	CHL	NC
25	s	308	CHL	ND
25	s	308	CHL	NA
25	s	308	CHL	NC
25	g	601	CHL	ND
25	g	601	CHL	NA
25	g	601	CHL	NC
25	g	605	CHL	ND
25	g	605	CHL	NA
25	g	605	CHL	NC
25	g	606	CHL	ND
25	g	606	CHL	NA
25	g	606	CHL	NC
25	g	607	CHL	ND
25	g	607	CHL	NA
25	g	607	CHL	NC
25	g	608	CHL	ND
25	g	608	CHL	NA
25	g	608	CHL	NC
25	g	609	CHL	ND
25	g	609	CHL	NA
25	g	609	CHL	NC
25	n	601	CHL	ND
25	n	601	CHL	NA
25	n	601	CHL	NC
25	n	605	CHL	ND
25	n	605	CHL	NA
25	n	605	CHL	NC
25	n	606	CHL	ND
25	n	606	CHL	NA
25	n	606	CHL	NC
25	n	607	CHL	ND
25	n	607	CHL	NA
25	n	607	CHL	NC

*Continued on next page...*

*Continued from previous page...*

<b>Mol</b>	<b>Chain</b>	<b>Res</b>	<b>Type</b>	<b>Atom</b>
25	n	608	CHL	ND
25	n	608	CHL	NA
25	n	608	CHL	NC
25	n	609	CHL	ND
25	n	609	CHL	NA
25	n	609	CHL	NC
25	y	601	CHL	ND
25	y	601	CHL	NA
25	y	601	CHL	NC
25	y	605	CHL	ND
25	y	605	CHL	NA
25	y	605	CHL	NC
25	y	606	CHL	ND
25	y	606	CHL	NA
25	y	606	CHL	NC
25	y	607	CHL	ND
25	y	607	CHL	NA
25	y	607	CHL	NC
25	y	608	CHL	ND
25	y	608	CHL	NA
25	y	608	CHL	NC
25	y	609	CHL	ND
25	y	609	CHL	NA
25	y	609	CHL	NC
25	1	601	CHL	ND
25	1	601	CHL	NA
25	1	601	CHL	NC
25	1	605	CHL	ND
25	1	605	CHL	NA
25	1	605	CHL	NC
25	1	606	CHL	ND
25	1	606	CHL	NA
25	1	606	CHL	NC
25	1	607	CHL	ND
25	1	607	CHL	NA
25	1	607	CHL	NC
25	1	608	CHL	ND
25	1	608	CHL	NA
25	1	608	CHL	NC
25	1	609	CHL	ND
25	1	609	CHL	NA
25	1	609	CHL	NC

*Continued on next page...*

*Continued from previous page...*

<b>Mol</b>	<b>Chain</b>	<b>Res</b>	<b>Type</b>	<b>Atom</b>
25	1	615	CHL	ND
25	1	615	CHL	NA
25	1	615	CHL	NC
25	2	601	CHL	ND
25	2	601	CHL	NA
25	2	601	CHL	NC
25	2	605	CHL	ND
25	2	605	CHL	NA
25	2	605	CHL	NC
25	2	606	CHL	ND
25	2	606	CHL	NA
25	2	606	CHL	NC
25	2	607	CHL	ND
25	2	607	CHL	NA
25	2	607	CHL	NC
25	2	608	CHL	ND
25	2	608	CHL	NA
25	2	608	CHL	NC
25	3	301	CHL	ND
25	3	301	CHL	NA
25	3	301	CHL	NC
25	3	302	CHL	ND
25	3	302	CHL	NA
25	3	302	CHL	NC
25	3	306	CHL	ND
25	3	306	CHL	NA
25	3	306	CHL	NC
25	3	307	CHL	ND
25	3	307	CHL	NA
25	3	307	CHL	NC
25	3	308	CHL	ND
25	3	308	CHL	NA
25	3	308	CHL	NC
25	3	309	CHL	ND
25	3	309	CHL	NA
25	3	309	CHL	NC
25	4	301	CHL	ND
25	4	301	CHL	NA
25	4	301	CHL	NC
25	4	305	CHL	ND
25	4	305	CHL	NA
25	4	305	CHL	NC

*Continued on next page...*

*Continued from previous page...*

<b>Mol</b>	<b>Chain</b>	<b>Res</b>	<b>Type</b>	<b>Atom</b>
25	4	306	CHL	ND
25	4	306	CHL	NA
25	4	306	CHL	NC
25	4	307	CHL	ND
25	4	307	CHL	NA
25	4	307	CHL	NC
25	4	308	CHL	ND
25	4	308	CHL	NA
25	4	308	CHL	NC
25	5	601	CHL	ND
25	5	601	CHL	NA
25	5	601	CHL	NC
25	5	605	CHL	ND
25	5	605	CHL	NA
25	5	605	CHL	NC
25	5	606	CHL	ND
25	5	606	CHL	NA
25	5	606	CHL	NC
25	5	607	CHL	ND
25	5	607	CHL	NA
25	5	607	CHL	NC
25	5	608	CHL	ND
25	5	608	CHL	NA
25	5	608	CHL	NC
25	5	609	CHL	ND
25	5	609	CHL	NA
25	5	609	CHL	NC
25	5	615	CHL	ND
25	5	615	CHL	NA
25	5	615	CHL	NC
25	6	601	CHL	ND
25	6	601	CHL	NA
25	6	601	CHL	NC
25	6	605	CHL	ND
25	6	605	CHL	NA
25	6	605	CHL	NC
25	6	606	CHL	ND
25	6	606	CHL	NA
25	6	606	CHL	NC
25	6	607	CHL	ND
25	6	607	CHL	NA
25	6	607	CHL	NC

*Continued on next page...*

*Continued from previous page...*

Mol	Chain	Res	Type	Atom
25	6	608	CHL	ND
25	6	608	CHL	NA
25	6	608	CHL	NC
25	7	301	CHL	ND
25	7	301	CHL	NA
25	7	301	CHL	NC
25	7	302	CHL	ND
25	7	302	CHL	NA
25	7	302	CHL	NC
25	7	306	CHL	ND
25	7	306	CHL	NA
25	7	306	CHL	NC
25	7	307	CHL	ND
25	7	307	CHL	NA
25	7	307	CHL	NC
25	7	308	CHL	ND
25	7	308	CHL	NA
25	7	308	CHL	NC
25	7	309	CHL	ND
25	7	309	CHL	NA
25	7	309	CHL	NC
25	8	301	CHL	ND
25	8	301	CHL	NA
25	8	301	CHL	NC
25	8	305	CHL	ND
25	8	305	CHL	NA
25	8	305	CHL	NC
25	8	306	CHL	ND
25	8	306	CHL	NA
25	8	306	CHL	NC
25	8	307	CHL	ND
25	8	307	CHL	NA
25	8	307	CHL	NC
25	8	308	CHL	ND
25	8	308	CHL	NA
25	8	308	CHL	NC

All (2132) torsion outliers are listed below:

Mol	Chain	Res	Type	Atoms
22	A	402	CLA	CBD-CGD-O2D-CED
22	A	403	CLA	C1A-C2A-CAA-CBA

*Continued on next page...*

*Continued from previous page...*

Mol	Chain	Res	Type	Atoms
22	A	405	CLA	C3A-C2A-CAA-CBA
22	B	601	CLA	CHA-CBD-CGD-O1D
22	B	601	CLA	CAD-CBD-CGD-O1D
22	B	605	CLA	CBD-CGD-O2D-CED
22	B	609	CLA	C2A-CAA-CBA-CGA
22	B	610	CLA	C1A-C2A-CAA-CBA
22	B	610	CLA	C3A-C2A-CAA-CBA
22	B	611	CLA	C1A-C2A-CAA-CBA
22	B	611	CLA	CBD-CGD-O2D-CED
22	B	612	CLA	CBD-CGD-O2D-CED
22	B	613	CLA	CBD-CGD-O2D-CED
22	B	614	CLA	C1A-C2A-CAA-CBA
22	B	615	CLA	CBD-CGD-O2D-CED
22	B	616	CLA	C1A-C2A-CAA-CBA
22	B	616	CLA	C3A-C2A-CAA-CBA
22	B	616	CLA	CBD-CGD-O2D-CED
22	C	507	CLA	C1A-C2A-CAA-CBA
22	C	507	CLA	C3A-C2A-CAA-CBA
22	C	507	CLA	CBD-CGD-O2D-CED
22	C	508	CLA	CBD-CGD-O2D-CED
22	C	509	CLA	C1A-C2A-CAA-CBA
22	C	510	CLA	CBD-CGD-O2D-CED
22	C	511	CLA	CBD-CGD-O2D-CED
22	D	403	CLA	CBD-CGD-O2D-CED
22	a	402	CLA	CBD-CGD-O2D-CED
22	a	403	CLA	C1A-C2A-CAA-CBA
22	a	403	CLA	CBD-CGD-O2D-CED
22	a	405	CLA	C1A-C2A-CAA-CBA
22	a	405	CLA	C3A-C2A-CAA-CBA
22	b	601	CLA	CHA-CBD-CGD-O1D
22	b	601	CLA	CHA-CBD-CGD-O2D
22	b	601	CLA	CAD-CBD-CGD-O1D
22	b	601	CLA	CAD-CBD-CGD-O2D
22	b	601	CLA	CBD-CGD-O2D-CED
22	b	602	CLA	C3A-C2A-CAA-CBA
22	b	602	CLA	CBD-CGD-O2D-CED
22	b	603	CLA	CBD-CGD-O2D-CED
22	b	604	CLA	CHA-CBD-CGD-O1D
22	b	604	CLA	CHA-CBD-CGD-O2D
22	b	604	CLA	CAD-CBD-CGD-O1D
22	b	604	CLA	CAD-CBD-CGD-O2D
22	b	606	CLA	CBD-CGD-O2D-CED

*Continued on next page...*

*Continued from previous page...*

Mol	Chain	Res	Type	Atoms
22	b	609	CLA	CBD-CGD-O2D-CED
22	b	610	CLA	C1A-C2A-CAA-CBA
22	b	610	CLA	C3A-C2A-CAA-CBA
22	b	611	CLA	CBD-CGD-O2D-CED
22	b	612	CLA	CHA-CBD-CGD-O1D
22	b	612	CLA	CHA-CBD-CGD-O2D
22	b	612	CLA	CAD-CBD-CGD-O1D
22	b	613	CLA	CBD-CGD-O2D-CED
22	b	614	CLA	C1A-C2A-CAA-CBA
22	b	616	CLA	C3A-C2A-CAA-CBA
22	b	616	CLA	CAD-CBD-CGD-O1D
22	d	403	CLA	CBD-CGD-O2D-CED
22	c	501	CLA	CBD-CGD-O2D-CED
22	c	503	CLA	CBD-CGD-O2D-CED
22	c	504	CLA	CBD-CGD-O2D-CED
22	c	507	CLA	C1A-C2A-CAA-CBA
22	c	507	CLA	C3A-C2A-CAA-CBA
22	c	508	CLA	CBD-CGD-O2D-CED
22	c	509	CLA	C1A-C2A-CAA-CBA
22	c	510	CLA	CBD-CGD-O2D-CED
22	c	511	CLA	CHA-CBD-CGD-O1D
22	c	511	CLA	CHA-CBD-CGD-O2D
22	c	511	CLA	CBD-CGD-O2D-CED
22	R	301	CLA	C1A-C2A-CAA-CBA
22	R	302	CLA	C1A-C2A-CAA-CBA
22	R	303	CLA	C1A-C2A-CAA-CBA
22	R	303	CLA	CBD-CGD-O2D-CED
22	R	307	CLA	C1A-C2A-CAA-CBA
22	R	307	CLA	C3A-C2A-CAA-CBA
22	R	307	CLA	CHA-CBD-CGD-O1D
22	R	307	CLA	CBD-CGD-O2D-CED
22	R	308	CLA	C1A-C2A-CAA-CBA
22	R	309	CLA	CBD-CGD-O2D-CED
22	R	309	CLA	O1D-CGD-O2D-CED
22	R	311	CLA	CBD-CGD-O2D-CED
22	R	312	CLA	CBD-CGD-O2D-CED
22	S	303	CLA	C1A-C2A-CAA-CBA
22	S	303	CLA	C3A-C2A-CAA-CBA
22	S	303	CLA	CBD-CGD-O2D-CED
22	S	305	CLA	CAD-CBD-CGD-O2D
22	S	305	CLA	CBD-CGD-O2D-CED
22	S	309	CLA	CBD-CGD-O2D-CED

*Continued on next page...*



*Continued from previous page...*

Mol	Chain	Res	Type	Atoms
22	S	310	CLA	C1A-C2A-CAA-CBA
22	S	310	CLA	CBD-CGD-O2D-CED
22	S	311	CLA	C1A-C2A-CAA-CBA
22	S	312	CLA	CBD-CGD-O2D-CED
22	S	313	CLA	CBD-CGD-O2D-CED
22	S	314	CLA	CBD-CGD-O2D-CED
22	S	314	CLA	O1D-CGD-O2D-CED
22	G	603	CLA	CBD-CGD-O2D-CED
22	G	604	CLA	C1A-C2A-CAA-CBA
22	G	610	CLA	CBD-CGD-O2D-CED
22	G	613	CLA	CBD-CGD-O2D-CED
22	G	613	CLA	O1D-CGD-O2D-CED
22	G	614	CLA	C1A-C2A-CAA-CBA
22	G	614	CLA	CBD-CGD-O2D-CED
22	N	603	CLA	CBD-CGD-O2D-CED
22	N	604	CLA	C1A-C2A-CAA-CBA
22	N	610	CLA	CBD-CGD-O2D-CED
22	N	613	CLA	CBD-CGD-O2D-CED
22	N	613	CLA	O1D-CGD-O2D-CED
22	N	614	CLA	C1A-C2A-CAA-CBA
22	N	614	CLA	CBD-CGD-O2D-CED
22	Y	602	CLA	CBD-CGD-O2D-CED
22	Y	604	CLA	C1A-C2A-CAA-CBA
22	Y	610	CLA	CBD-CGD-O2D-CED
22	Y	611	CLA	CBD-CGD-O2D-CED
22	Y	613	CLA	CBD-CGD-O2D-CED
22	Y	614	CLA	C1A-C2A-CAA-CBA
22	Y	614	CLA	CBD-CGD-O2D-CED
22	r	301	CLA	C1A-C2A-CAA-CBA
22	r	302	CLA	C1A-C2A-CAA-CBA
22	r	303	CLA	C1A-C2A-CAA-CBA
22	r	303	CLA	CBD-CGD-O2D-CED
22	r	307	CLA	C1A-C2A-CAA-CBA
22	r	307	CLA	C3A-C2A-CAA-CBA
22	r	307	CLA	CHA-CBD-CGD-O1D
22	r	307	CLA	CBD-CGD-O2D-CED
22	r	308	CLA	C1A-C2A-CAA-CBA
22	r	309	CLA	CBD-CGD-O2D-CED
22	r	309	CLA	O1D-CGD-O2D-CED
22	r	311	CLA	CBD-CGD-O2D-CED
22	r	312	CLA	CBD-CGD-O2D-CED
22	s	301	CLA	CBD-CGD-O2D-CED

*Continued on next page...*

*Continued from previous page...*

Mol	Chain	Res	Type	Atoms
22	s	303	CLA	C1A-C2A-CAA-CBA
22	s	303	CLA	C3A-C2A-CAA-CBA
22	s	303	CLA	CBD-CGD-O2D-CED
22	s	305	CLA	CAD-CBD-CGD-O2D
22	s	305	CLA	CBD-CGD-O2D-CED
22	s	309	CLA	CBD-CGD-O2D-CED
22	s	310	CLA	C1A-C2A-CAA-CBA
22	s	310	CLA	CBD-CGD-O2D-CED
22	s	311	CLA	C1A-C2A-CAA-CBA
22	s	312	CLA	CBD-CGD-O2D-CED
22	s	313	CLA	CBD-CGD-O2D-CED
22	s	314	CLA	CBD-CGD-O2D-CED
22	s	314	CLA	O1D-CGD-O2D-CED
22	g	603	CLA	CBD-CGD-O2D-CED
22	g	604	CLA	C1A-C2A-CAA-CBA
22	g	610	CLA	CBD-CGD-O2D-CED
22	g	613	CLA	CBD-CGD-O2D-CED
22	g	613	CLA	O1D-CGD-O2D-CED
22	g	614	CLA	C1A-C2A-CAA-CBA
22	g	614	CLA	CBD-CGD-O2D-CED
22	n	603	CLA	CBD-CGD-O2D-CED
22	n	604	CLA	C1A-C2A-CAA-CBA
22	n	610	CLA	CBD-CGD-O2D-CED
22	n	613	CLA	CBD-CGD-O2D-CED
22	n	613	CLA	O1D-CGD-O2D-CED
22	n	614	CLA	C1A-C2A-CAA-CBA
22	n	614	CLA	CBD-CGD-O2D-CED
22	y	602	CLA	CBD-CGD-O2D-CED
22	y	604	CLA	C1A-C2A-CAA-CBA
22	y	610	CLA	CBD-CGD-O2D-CED
22	y	611	CLA	CBD-CGD-O2D-CED
22	y	613	CLA	CBD-CGD-O2D-CED
22	y	614	CLA	C1A-C2A-CAA-CBA
22	y	614	CLA	CBD-CGD-O2D-CED
22	1	603	CLA	CBD-CGD-O2D-CED
22	1	610	CLA	CBD-CGD-O2D-CED
22	1	611	CLA	CBD-CGD-O2D-CED
22	1	613	CLA	CBD-CGD-O2D-CED
22	1	614	CLA	C1A-C2A-CAA-CBA
22	1	614	CLA	CBD-CGD-O2D-CED
22	1	614	CLA	O1D-CGD-O2D-CED
22	2	602	CLA	C1A-C2A-CAA-CBA

*Continued on next page...*

*Continued from previous page...*

Mol	Chain	Res	Type	Atoms
22	2	602	CLA	C3A-C2A-CAA-CBA
22	2	603	CLA	CBD-CGD-O2D-CED
22	2	604	CLA	C1A-C2A-CAA-CBA
22	2	609	CLA	CBD-CGD-O2D-CED
22	2	612	CLA	CBD-CGD-O2D-CED
22	2	613	CLA	C1A-C2A-CAA-CBA
22	2	613	CLA	CBD-CGD-O2D-CED
22	3	304	CLA	CBD-CGD-O2D-CED
22	3	305	CLA	C1A-C2A-CAA-CBA
22	3	310	CLA	CBD-CGD-O2D-CED
22	3	313	CLA	CBD-CGD-O2D-CED
22	3	314	CLA	C1A-C2A-CAA-CBA
22	3	314	CLA	CBD-CGD-O2D-CED
22	4	303	CLA	CBD-CGD-O2D-CED
22	4	304	CLA	C1A-C2A-CAA-CBA
22	4	304	CLA	C3A-C2A-CAA-CBA
22	4	309	CLA	C1A-C2A-CAA-CBA
22	4	309	CLA	CBD-CGD-O2D-CED
22	4	310	CLA	CBD-CGD-O2D-CED
22	5	603	CLA	CBD-CGD-O2D-CED
22	5	610	CLA	CBD-CGD-O2D-CED
22	5	611	CLA	CBD-CGD-O2D-CED
22	5	613	CLA	CBD-CGD-O2D-CED
22	5	614	CLA	C1A-C2A-CAA-CBA
22	5	614	CLA	CBD-CGD-O2D-CED
22	5	614	CLA	O1D-CGD-O2D-CED
22	6	602	CLA	C1A-C2A-CAA-CBA
22	6	602	CLA	C3A-C2A-CAA-CBA
22	6	603	CLA	CBD-CGD-O2D-CED
22	6	604	CLA	C1A-C2A-CAA-CBA
22	6	609	CLA	CBD-CGD-O2D-CED
22	6	612	CLA	CBD-CGD-O2D-CED
22	6	613	CLA	C1A-C2A-CAA-CBA
22	6	613	CLA	CBD-CGD-O2D-CED
22	7	304	CLA	CBD-CGD-O2D-CED
22	7	305	CLA	C1A-C2A-CAA-CBA
22	7	310	CLA	CBD-CGD-O2D-CED
22	7	313	CLA	CBD-CGD-O2D-CED
22	7	314	CLA	C1A-C2A-CAA-CBA
22	7	314	CLA	CBD-CGD-O2D-CED
22	8	303	CLA	CBD-CGD-O2D-CED
22	8	304	CLA	C1A-C2A-CAA-CBA

*Continued on next page...*

*Continued from previous page...*

Mol	Chain	Res	Type	Atoms
22	8	304	CLA	C3A-C2A-CAA-CBA
22	8	309	CLA	C1A-C2A-CAA-CBA
22	8	309	CLA	CBD-CGD-O2D-CED
22	8	310	CLA	CBD-CGD-O2D-CED
23	A	404	PHO	C3A-C2A-CAA-CBA
25	R	304	CHL	C1A-C2A-CAA-CBA
25	R	304	CHL	C3A-C2A-CAA-CBA
25	R	304	CHL	CHA-CBD-CGD-O1D
25	R	304	CHL	CHA-CBD-CGD-O2D
25	R	305	CHL	C1A-C2A-CAA-CBA
25	R	305	CHL	C1C-C2C-CMC-OMC
25	R	305	CHL	C3C-C2C-CMC-OMC
25	R	305	CHL	CBD-CGD-O2D-CED
25	R	305	CHL	O1D-CGD-O2D-CED
25	R	306	CHL	C1C-C2C-CMC-OMC
25	R	306	CHL	C3C-C2C-CMC-OMC
25	R	306	CHL	CHA-CBD-CGD-O1D
25	R	306	CHL	CHA-CBD-CGD-O2D
25	R	306	CHL	CAD-CBD-CGD-O1D
25	R	306	CHL	CBD-CGD-O2D-CED
25	S	302	CHL	C1C-C2C-CMC-OMC
25	S	302	CHL	C3C-C2C-CMC-OMC
25	S	307	CHL	C1C-C2C-CMC-OMC
25	S	307	CHL	C3C-C2C-CMC-OMC
25	S	307	CHL	CBD-CGD-O2D-CED
25	S	308	CHL	C1C-C2C-CMC-OMC
25	S	308	CHL	C3C-C2C-CMC-OMC
25	G	601	CHL	C1C-C2C-CMC-OMC
25	G	601	CHL	C3C-C2C-CMC-OMC
25	G	605	CHL	C1C-C2C-CMC-OMC
25	G	605	CHL	C3C-C2C-CMC-OMC
25	G	605	CHL	CBD-CGD-O2D-CED
25	G	606	CHL	C1A-C2A-CAA-CBA
25	G	606	CHL	CBD-CGD-O2D-CED
25	G	607	CHL	C1C-C2C-CMC-OMC
25	G	607	CHL	C3C-C2C-CMC-OMC
25	G	607	CHL	CBD-CGD-O2D-CED
25	G	608	CHL	C1C-C2C-CMC-OMC
25	G	608	CHL	C3C-C2C-CMC-OMC
25	G	609	CHL	C1A-C2A-CAA-CBA
25	G	609	CHL	C1C-C2C-CMC-OMC
25	G	609	CHL	C3C-C2C-CMC-OMC

*Continued on next page...*

*Continued from previous page...*

Mol	Chain	Res	Type	Atoms
25	G	609	CHL	CAD-CBD-CGD-O1D
25	G	609	CHL	CAD-CBD-CGD-O2D
25	N	601	CHL	C1C-C2C-CMC-OMC
25	N	601	CHL	C3C-C2C-CMC-OMC
25	N	601	CHL	CBD-CGD-O2D-CED
25	N	605	CHL	C1C-C2C-CMC-OMC
25	N	605	CHL	C3C-C2C-CMC-OMC
25	N	605	CHL	CBD-CGD-O2D-CED
25	N	606	CHL	C1A-C2A-CAA-CBA
25	N	606	CHL	C3A-C2A-CAA-CBA
25	N	606	CHL	CBD-CGD-O2D-CED
25	N	607	CHL	C1C-C2C-CMC-OMC
25	N	607	CHL	C3C-C2C-CMC-OMC
25	N	607	CHL	CBD-CGD-O2D-CED
25	N	608	CHL	C1C-C2C-CMC-OMC
25	N	608	CHL	C3C-C2C-CMC-OMC
25	N	609	CHL	C1A-C2A-CAA-CBA
25	N	609	CHL	C1C-C2C-CMC-OMC
25	N	609	CHL	C3C-C2C-CMC-OMC
25	N	609	CHL	CAD-CBD-CGD-O1D
25	N	609	CHL	CAD-CBD-CGD-O2D
25	N	609	CHL	CBD-CGD-O2D-CED
25	Y	601	CHL	C1A-C2A-CAA-CBA
25	Y	601	CHL	C1C-C2C-CMC-OMC
25	Y	601	CHL	C3C-C2C-CMC-OMC
25	Y	605	CHL	C1C-C2C-CMC-OMC
25	Y	605	CHL	C3C-C2C-CMC-OMC
25	Y	606	CHL	C1A-C2A-CAA-CBA
25	Y	606	CHL	C3A-C2A-CAA-CBA
25	Y	606	CHL	CBD-CGD-O2D-CED
25	Y	607	CHL	C1C-C2C-CMC-OMC
25	Y	607	CHL	C3C-C2C-CMC-OMC
25	Y	607	CHL	CBD-CGD-O2D-CED
25	Y	608	CHL	C1C-C2C-CMC-OMC
25	Y	608	CHL	C3C-C2C-CMC-OMC
25	Y	609	CHL	C1A-C2A-CAA-CBA
25	Y	609	CHL	C1C-C2C-CMC-OMC
25	Y	609	CHL	C3C-C2C-CMC-OMC
25	Y	609	CHL	CHA-CBD-CGD-O1D
25	Y	609	CHL	CHA-CBD-CGD-O2D
25	Y	609	CHL	CAD-CBD-CGD-O1D
25	Y	609	CHL	CAD-CBD-CGD-O2D

*Continued on next page...*

*Continued from previous page...*

Mol	Chain	Res	Type	Atoms
25	Y	609	CHL	CBD-CGD-O2D-CED
25	r	304	CHL	C1A-C2A-CAA-CBA
25	r	304	CHL	C3A-C2A-CAA-CBA
25	r	304	CHL	CHA-CBD-CGD-O1D
25	r	304	CHL	CHA-CBD-CGD-O2D
25	r	305	CHL	C1A-C2A-CAA-CBA
25	r	305	CHL	C1C-C2C-CMC-OMC
25	r	305	CHL	C3C-C2C-CMC-OMC
25	r	305	CHL	CBD-CGD-O2D-CED
25	r	305	CHL	O1D-CGD-O2D-CED
25	r	306	CHL	C1C-C2C-CMC-OMC
25	r	306	CHL	C3C-C2C-CMC-OMC
25	r	306	CHL	CHA-CBD-CGD-O1D
25	r	306	CHL	CHA-CBD-CGD-O2D
25	r	306	CHL	CAD-CBD-CGD-O1D
25	r	306	CHL	CBD-CGD-O2D-CED
25	s	302	CHL	C1C-C2C-CMC-OMC
25	s	302	CHL	C3C-C2C-CMC-OMC
25	s	307	CHL	C1C-C2C-CMC-OMC
25	s	307	CHL	C3C-C2C-CMC-OMC
25	s	307	CHL	CBD-CGD-O2D-CED
25	s	308	CHL	C1C-C2C-CMC-OMC
25	s	308	CHL	C3C-C2C-CMC-OMC
25	g	601	CHL	C1C-C2C-CMC-OMC
25	g	601	CHL	C3C-C2C-CMC-OMC
25	g	605	CHL	C1C-C2C-CMC-OMC
25	g	605	CHL	C3C-C2C-CMC-OMC
25	g	605	CHL	CBD-CGD-O2D-CED
25	g	606	CHL	C1A-C2A-CAA-CBA
25	g	606	CHL	CBD-CGD-O2D-CED
25	g	607	CHL	C1C-C2C-CMC-OMC
25	g	607	CHL	C3C-C2C-CMC-OMC
25	g	607	CHL	CBD-CGD-O2D-CED
25	g	608	CHL	C1C-C2C-CMC-OMC
25	g	608	CHL	C3C-C2C-CMC-OMC
25	g	609	CHL	C1A-C2A-CAA-CBA
25	g	609	CHL	C1C-C2C-CMC-OMC
25	g	609	CHL	C3C-C2C-CMC-OMC
25	g	609	CHL	CAD-CBD-CGD-O1D
25	g	609	CHL	CAD-CBD-CGD-O2D
25	n	601	CHL	C1C-C2C-CMC-OMC
25	n	601	CHL	C3C-C2C-CMC-OMC

*Continued on next page...*

*Continued from previous page...*

Mol	Chain	Res	Type	Atoms
25	n	601	CHL	CBD-CGD-O2D-CED
25	n	605	CHL	C1C-C2C-CMC-OMC
25	n	605	CHL	C3C-C2C-CMC-OMC
25	n	605	CHL	CBD-CGD-O2D-CED
25	n	606	CHL	C1A-C2A-CAA-CBA
25	n	606	CHL	C3A-C2A-CAA-CBA
25	n	606	CHL	CBD-CGD-O2D-CED
25	n	607	CHL	C1C-C2C-CMC-OMC
25	n	607	CHL	C3C-C2C-CMC-OMC
25	n	607	CHL	CBD-CGD-O2D-CED
25	n	608	CHL	C1C-C2C-CMC-OMC
25	n	608	CHL	C3C-C2C-CMC-OMC
25	n	609	CHL	C1A-C2A-CAA-CBA
25	n	609	CHL	C1C-C2C-CMC-OMC
25	n	609	CHL	C3C-C2C-CMC-OMC
25	n	609	CHL	CAD-CBD-CGD-O1D
25	n	609	CHL	CAD-CBD-CGD-O2D
25	n	609	CHL	CBD-CGD-O2D-CED
25	y	601	CHL	C1A-C2A-CAA-CBA
25	y	601	CHL	C1C-C2C-CMC-OMC
25	y	601	CHL	C3C-C2C-CMC-OMC
25	y	605	CHL	C1C-C2C-CMC-OMC
25	y	605	CHL	C3C-C2C-CMC-OMC
25	y	606	CHL	C1A-C2A-CAA-CBA
25	y	606	CHL	C3A-C2A-CAA-CBA
25	y	606	CHL	CBD-CGD-O2D-CED
25	y	607	CHL	C1C-C2C-CMC-OMC
25	y	607	CHL	C3C-C2C-CMC-OMC
25	y	607	CHL	CBD-CGD-O2D-CED
25	y	608	CHL	C1C-C2C-CMC-OMC
25	y	608	CHL	C3C-C2C-CMC-OMC
25	y	609	CHL	C1A-C2A-CAA-CBA
25	y	609	CHL	C1C-C2C-CMC-OMC
25	y	609	CHL	C3C-C2C-CMC-OMC
25	y	609	CHL	CHA-CBD-CGD-O1D
25	y	609	CHL	CHA-CBD-CGD-O2D
25	y	609	CHL	CAD-CBD-CGD-O1D
25	y	609	CHL	CAD-CBD-CGD-O2D
25	y	609	CHL	CBD-CGD-O2D-CED
25	1	601	CHL	C1A-C2A-CAA-CBA
25	1	601	CHL	C1C-C2C-CMC-OMC
25	1	601	CHL	C3C-C2C-CMC-OMC

*Continued on next page...*



*Continued from previous page...*

Mol	Chain	Res	Type	Atoms
25	1	601	CHL	CBD-CGD-O2D-CED
25	1	605	CHL	C1C-C2C-CMC-OMC
25	1	605	CHL	C3C-C2C-CMC-OMC
25	1	605	CHL	CBD-CGD-O2D-CED
25	1	606	CHL	C1A-C2A-CAA-CBA
25	1	606	CHL	C3A-C2A-CAA-CBA
25	1	606	CHL	CBD-CGD-O2D-CED
25	1	607	CHL	C1C-C2C-CMC-OMC
25	1	607	CHL	C3C-C2C-CMC-OMC
25	1	607	CHL	CBD-CGD-O2D-CED
25	1	608	CHL	C1C-C2C-CMC-OMC
25	1	608	CHL	C3C-C2C-CMC-OMC
25	1	609	CHL	C1A-C2A-CAA-CBA
25	1	609	CHL	C1C-C2C-CMC-OMC
25	1	609	CHL	C3C-C2C-CMC-OMC
25	1	609	CHL	CHA-CBD-CGD-O1D
25	1	609	CHL	CHA-CBD-CGD-O2D
25	1	609	CHL	CAD-CBD-CGD-O1D
25	1	609	CHL	CAD-CBD-CGD-O2D
25	1	609	CHL	CBD-CGD-O2D-CED
25	1	615	CHL	C1C-C2C-CMC-OMC
25	1	615	CHL	C3C-C2C-CMC-OMC
25	1	615	CHL	CHA-CBD-CGD-O1D
25	1	615	CHL	CHA-CBD-CGD-O2D
25	1	615	CHL	CBD-CGD-O2D-CED
25	2	601	CHL	C1C-C2C-CMC-OMC
25	2	601	CHL	C3C-C2C-CMC-OMC
25	2	605	CHL	C1C-C2C-CMC-OMC
25	2	605	CHL	C3C-C2C-CMC-OMC
25	2	605	CHL	CBD-CGD-O2D-CED
25	2	606	CHL	C1A-C2A-CAA-CBA
25	2	606	CHL	C3A-C2A-CAA-CBA
25	2	606	CHL	CBD-CGD-O2D-CED
25	2	607	CHL	C1C-C2C-CMC-OMC
25	2	607	CHL	C3C-C2C-CMC-OMC
25	2	608	CHL	C1A-C2A-CAA-CBA
25	2	608	CHL	C1C-C2C-CMC-OMC
25	2	608	CHL	C3C-C2C-CMC-OMC
25	2	608	CHL	CHA-CBD-CGD-O1D
25	2	608	CHL	CAD-CBD-CGD-O1D
25	2	608	CHL	CAD-CBD-CGD-O2D
25	2	608	CHL	CBD-CGD-O2D-CED

*Continued on next page...*

*Continued from previous page...*

Mol	Chain	Res	Type	Atoms
25	3	301	CHL	C1C-C2C-CMC-OMC
25	3	301	CHL	C3C-C2C-CMC-OMC
25	3	301	CHL	CBD-CGD-O2D-CED
25	3	302	CHL	C1A-C2A-CAA-CBA
25	3	302	CHL	C1C-C2C-CMC-OMC
25	3	302	CHL	C3C-C2C-CMC-OMC
25	3	302	CHL	CBD-CGD-O2D-CED
25	3	306	CHL	C1C-C2C-CMC-OMC
25	3	306	CHL	C3C-C2C-CMC-OMC
25	3	306	CHL	CBD-CGD-O2D-CED
25	3	307	CHL	C1A-C2A-CAA-CBA
25	3	307	CHL	C3A-C2A-CAA-CBA
25	3	307	CHL	CBD-CGD-O2D-CED
25	3	308	CHL	C1C-C2C-CMC-OMC
25	3	308	CHL	C3C-C2C-CMC-OMC
25	3	309	CHL	C1A-C2A-CAA-CBA
25	3	309	CHL	C1C-C2C-CMC-OMC
25	3	309	CHL	C3C-C2C-CMC-OMC
25	3	309	CHL	CAD-CBD-CGD-O1D
25	3	309	CHL	CAD-CBD-CGD-O2D
25	3	309	CHL	CBD-CGD-O2D-CED
25	4	301	CHL	C1C-C2C-CMC-OMC
25	4	301	CHL	C3C-C2C-CMC-OMC
25	4	305	CHL	C1A-C2A-CAA-CBA
25	4	305	CHL	C1C-C2C-CMC-OMC
25	4	305	CHL	C3C-C2C-CMC-OMC
25	4	305	CHL	CBD-CGD-O2D-CED
25	4	306	CHL	C1A-C2A-CAA-CBA
25	4	306	CHL	C1C-C2C-CMC-OMC
25	4	306	CHL	C3C-C2C-CMC-OMC
25	4	306	CHL	CBD-CGD-O2D-CED
25	4	307	CHL	C1C-C2C-CMC-OMC
25	4	307	CHL	C3C-C2C-CMC-OMC
25	4	308	CHL	C1C-C2C-CMC-OMC
25	4	308	CHL	C3C-C2C-CMC-OMC
25	4	308	CHL	CBD-CGD-O2D-CED
25	5	601	CHL	C1A-C2A-CAA-CBA
25	5	601	CHL	C1C-C2C-CMC-OMC
25	5	601	CHL	C3C-C2C-CMC-OMC
25	5	601	CHL	CBD-CGD-O2D-CED
25	5	605	CHL	C1C-C2C-CMC-OMC
25	5	605	CHL	C3C-C2C-CMC-OMC

*Continued on next page...*

*Continued from previous page...*

Mol	Chain	Res	Type	Atoms
25	5	605	CHL	CBD-CGD-O2D-CED
25	5	606	CHL	C1A-C2A-CAA-CBA
25	5	606	CHL	C3A-C2A-CAA-CBA
25	5	606	CHL	CBD-CGD-O2D-CED
25	5	607	CHL	C1C-C2C-CMC-OMC
25	5	607	CHL	C3C-C2C-CMC-OMC
25	5	607	CHL	CBD-CGD-O2D-CED
25	5	608	CHL	C1C-C2C-CMC-OMC
25	5	608	CHL	C3C-C2C-CMC-OMC
25	5	609	CHL	C1A-C2A-CAA-CBA
25	5	609	CHL	C1C-C2C-CMC-OMC
25	5	609	CHL	C3C-C2C-CMC-OMC
25	5	609	CHL	CHA-CBD-CGD-O1D
25	5	609	CHL	CHA-CBD-CGD-O2D
25	5	609	CHL	CAD-CBD-CGD-O1D
25	5	609	CHL	CAD-CBD-CGD-O2D
25	5	609	CHL	CBD-CGD-O2D-CED
25	5	615	CHL	C1C-C2C-CMC-OMC
25	5	615	CHL	C3C-C2C-CMC-OMC
25	5	615	CHL	CHA-CBD-CGD-O1D
25	5	615	CHL	CHA-CBD-CGD-O2D
25	5	615	CHL	CBD-CGD-O2D-CED
25	6	601	CHL	C1C-C2C-CMC-OMC
25	6	601	CHL	C3C-C2C-CMC-OMC
25	6	605	CHL	C1C-C2C-CMC-OMC
25	6	605	CHL	C3C-C2C-CMC-OMC
25	6	605	CHL	CBD-CGD-O2D-CED
25	6	606	CHL	C1A-C2A-CAA-CBA
25	6	606	CHL	C3A-C2A-CAA-CBA
25	6	606	CHL	CBD-CGD-O2D-CED
25	6	607	CHL	C1C-C2C-CMC-OMC
25	6	607	CHL	C3C-C2C-CMC-OMC
25	6	608	CHL	C1A-C2A-CAA-CBA
25	6	608	CHL	C1C-C2C-CMC-OMC
25	6	608	CHL	C3C-C2C-CMC-OMC
25	6	608	CHL	CHA-CBD-CGD-O1D
25	6	608	CHL	CAD-CBD-CGD-O1D
25	6	608	CHL	CAD-CBD-CGD-O2D
25	6	608	CHL	CBD-CGD-O2D-CED
25	7	301	CHL	C1C-C2C-CMC-OMC
25	7	301	CHL	C3C-C2C-CMC-OMC
25	7	301	CHL	CBD-CGD-O2D-CED

*Continued on next page...*

*Continued from previous page...*

Mol	Chain	Res	Type	Atoms
25	7	302	CHL	C1A-C2A-CAA-CBA
25	7	302	CHL	C1C-C2C-CMC-OMC
25	7	302	CHL	C3C-C2C-CMC-OMC
25	7	302	CHL	CBD-CGD-O2D-CED
25	7	306	CHL	C1C-C2C-CMC-OMC
25	7	306	CHL	C3C-C2C-CMC-OMC
25	7	306	CHL	CBD-CGD-O2D-CED
25	7	307	CHL	C1A-C2A-CAA-CBA
25	7	307	CHL	C3A-C2A-CAA-CBA
25	7	307	CHL	CBD-CGD-O2D-CED
25	7	308	CHL	C1C-C2C-CMC-OMC
25	7	308	CHL	C3C-C2C-CMC-OMC
25	7	309	CHL	C1A-C2A-CAA-CBA
25	7	309	CHL	C1C-C2C-CMC-OMC
25	7	309	CHL	C3C-C2C-CMC-OMC
25	7	309	CHL	CAD-CBD-CGD-O1D
25	7	309	CHL	CAD-CBD-CGD-O2D
25	7	309	CHL	CBD-CGD-O2D-CED
25	8	301	CHL	C1C-C2C-CMC-OMC
25	8	301	CHL	C3C-C2C-CMC-OMC
25	8	305	CHL	C1A-C2A-CAA-CBA
25	8	305	CHL	C1C-C2C-CMC-OMC
25	8	305	CHL	C3C-C2C-CMC-OMC
25	8	305	CHL	CBD-CGD-O2D-CED
25	8	306	CHL	C1A-C2A-CAA-CBA
25	8	306	CHL	C1C-C2C-CMC-OMC
25	8	306	CHL	C3C-C2C-CMC-OMC
25	8	306	CHL	CBD-CGD-O2D-CED
25	8	307	CHL	C1C-C2C-CMC-OMC
25	8	307	CHL	C3C-C2C-CMC-OMC
25	8	308	CHL	C1C-C2C-CMC-OMC
25	8	308	CHL	C3C-C2C-CMC-OMC
25	8	308	CHL	CBD-CGD-O2D-CED
22	A	403	CLA	O1D-CGD-O2D-CED
22	B	606	CLA	O1D-CGD-O2D-CED
22	B	608	CLA	O1D-CGD-O2D-CED
22	C	502	CLA	O1D-CGD-O2D-CED
22	a	403	CLA	O1D-CGD-O2D-CED
22	b	606	CLA	O1D-CGD-O2D-CED
22	b	607	CLA	O1D-CGD-O2D-CED
22	b	612	CLA	O1D-CGD-O2D-CED
22	c	502	CLA	O1D-CGD-O2D-CED

*Continued on next page...*

*Continued from previous page...*

Mol	Chain	Res	Type	Atoms
22	c	506	CLA	O1D-CGD-O2D-CED
22	R	307	CLA	O1D-CGD-O2D-CED
22	S	309	CLA	O1D-CGD-O2D-CED
22	N	612	CLA	O1D-CGD-O2D-CED
22	N	614	CLA	O1D-CGD-O2D-CED
22	Y	612	CLA	O1D-CGD-O2D-CED
22	Y	613	CLA	O1D-CGD-O2D-CED
22	r	307	CLA	O1D-CGD-O2D-CED
22	s	301	CLA	O1D-CGD-O2D-CED
22	s	309	CLA	O1D-CGD-O2D-CED
22	n	612	CLA	O1D-CGD-O2D-CED
22	n	614	CLA	O1D-CGD-O2D-CED
22	y	612	CLA	O1D-CGD-O2D-CED
22	y	613	CLA	O1D-CGD-O2D-CED
22	1	612	CLA	O1D-CGD-O2D-CED
22	2	611	CLA	O1D-CGD-O2D-CED
22	3	314	CLA	O1D-CGD-O2D-CED
22	5	612	CLA	O1D-CGD-O2D-CED
22	6	611	CLA	O1D-CGD-O2D-CED
22	7	314	CLA	O1D-CGD-O2D-CED
25	S	307	CHL	O1D-CGD-O2D-CED
25	s	307	CHL	O1D-CGD-O2D-CED
25	1	607	CHL	O1D-CGD-O2D-CED
25	2	601	CHL	O1D-CGD-O2D-CED
25	4	306	CHL	O1D-CGD-O2D-CED
25	4	307	CHL	O1D-CGD-O2D-CED
25	5	607	CHL	O1D-CGD-O2D-CED
25	6	601	CHL	O1D-CGD-O2D-CED
25	8	306	CHL	O1D-CGD-O2D-CED
25	8	307	CHL	O1D-CGD-O2D-CED
22	A	402	CLA	O1D-CGD-O2D-CED
22	C	503	CLA	O1D-CGD-O2D-CED
22	C	506	CLA	O1D-CGD-O2D-CED
22	b	605	CLA	O1D-CGD-O2D-CED
22	b	611	CLA	O1D-CGD-O2D-CED
22	b	616	CLA	O1D-CGD-O2D-CED
22	d	403	CLA	O1D-CGD-O2D-CED
22	c	511	CLA	O1D-CGD-O2D-CED
22	R	312	CLA	O1D-CGD-O2D-CED
22	S	305	CLA	O1D-CGD-O2D-CED
22	S	312	CLA	O1D-CGD-O2D-CED
22	G	612	CLA	O1D-CGD-O2D-CED

*Continued on next page...*

*Continued from previous page...*

Mol	Chain	Res	Type	Atoms
22	Y	614	CLA	O1D-CGD-O2D-CED
22	r	312	CLA	O1D-CGD-O2D-CED
22	s	305	CLA	O1D-CGD-O2D-CED
22	s	312	CLA	O1D-CGD-O2D-CED
22	g	612	CLA	O1D-CGD-O2D-CED
22	y	614	CLA	O1D-CGD-O2D-CED
22	1	613	CLA	O1D-CGD-O2D-CED
22	2	612	CLA	O1D-CGD-O2D-CED
22	2	613	CLA	O1D-CGD-O2D-CED
22	3	311	CLA	O1D-CGD-O2D-CED
22	3	312	CLA	O1D-CGD-O2D-CED
22	3	313	CLA	O1D-CGD-O2D-CED
22	5	613	CLA	O1D-CGD-O2D-CED
22	6	612	CLA	O1D-CGD-O2D-CED
22	6	613	CLA	O1D-CGD-O2D-CED
22	7	311	CLA	O1D-CGD-O2D-CED
22	7	312	CLA	O1D-CGD-O2D-CED
22	7	313	CLA	O1D-CGD-O2D-CED
25	G	607	CHL	O1D-CGD-O2D-CED
25	N	607	CHL	O1D-CGD-O2D-CED
25	Y	606	CHL	O1D-CGD-O2D-CED
25	Y	607	CHL	O1D-CGD-O2D-CED
25	g	607	CHL	O1D-CGD-O2D-CED
25	n	607	CHL	O1D-CGD-O2D-CED
25	y	606	CHL	O1D-CGD-O2D-CED
25	y	607	CHL	O1D-CGD-O2D-CED
25	1	615	CHL	O1D-CGD-O2D-CED
25	2	606	CHL	O1D-CGD-O2D-CED
25	3	301	CHL	O1D-CGD-O2D-CED
25	5	615	CHL	O1D-CGD-O2D-CED
25	6	606	CHL	O1D-CGD-O2D-CED
25	7	301	CHL	O1D-CGD-O2D-CED
22	A	403	CLA	CBD-CGD-O2D-CED
22	B	602	CLA	CBD-CGD-O2D-CED
22	B	604	CLA	CBD-CGD-O2D-CED
22	B	606	CLA	CBD-CGD-O2D-CED
22	B	607	CLA	CBD-CGD-O2D-CED
22	B	608	CLA	CBD-CGD-O2D-CED
22	C	501	CLA	CBD-CGD-O2D-CED
22	C	502	CLA	CBD-CGD-O2D-CED
22	C	503	CLA	CBD-CGD-O2D-CED
22	C	504	CLA	CBD-CGD-O2D-CED

*Continued on next page...*

*Continued from previous page...*

<b>Mol</b>	<b>Chain</b>	<b>Res</b>	<b>Type</b>	<b>Atoms</b>
22	C	506	CLA	CBD-CGD-O2D-CED
22	C	509	CLA	CBD-CGD-O2D-CED
22	C	512	CLA	CBD-CGD-O2D-CED
22	D	401	CLA	CBD-CGD-O2D-CED
22	D	404	CLA	CBD-CGD-O2D-CED
22	b	605	CLA	CBD-CGD-O2D-CED
22	b	607	CLA	CBD-CGD-O2D-CED
22	b	608	CLA	CBD-CGD-O2D-CED
22	b	610	CLA	CBD-CGD-O2D-CED
22	b	612	CLA	CBD-CGD-O2D-CED
22	b	616	CLA	CBD-CGD-O2D-CED
22	d	401	CLA	CBD-CGD-O2D-CED
22	d	404	CLA	CBD-CGD-O2D-CED
22	c	502	CLA	CBD-CGD-O2D-CED
22	c	506	CLA	CBD-CGD-O2D-CED
22	c	507	CLA	CBD-CGD-O2D-CED
22	c	509	CLA	CBD-CGD-O2D-CED
22	c	512	CLA	CBD-CGD-O2D-CED
22	R	308	CLA	CBD-CGD-O2D-CED
22	R	310	CLA	CBD-CGD-O2D-CED
22	G	602	CLA	CBD-CGD-O2D-CED
22	G	611	CLA	CBD-CGD-O2D-CED
22	G	612	CLA	CBD-CGD-O2D-CED
22	N	602	CLA	CBD-CGD-O2D-CED
22	N	611	CLA	CBD-CGD-O2D-CED
22	N	612	CLA	CBD-CGD-O2D-CED
22	Y	603	CLA	CBD-CGD-O2D-CED
22	Y	612	CLA	CBD-CGD-O2D-CED
22	r	308	CLA	CBD-CGD-O2D-CED
22	r	310	CLA	CBD-CGD-O2D-CED
22	g	602	CLA	CBD-CGD-O2D-CED
22	g	611	CLA	CBD-CGD-O2D-CED
22	g	612	CLA	CBD-CGD-O2D-CED
22	n	602	CLA	CBD-CGD-O2D-CED
22	n	611	CLA	CBD-CGD-O2D-CED
22	n	612	CLA	CBD-CGD-O2D-CED
22	y	603	CLA	CBD-CGD-O2D-CED
22	y	612	CLA	CBD-CGD-O2D-CED
22	1	602	CLA	CBD-CGD-O2D-CED
22	1	612	CLA	CBD-CGD-O2D-CED
22	2	602	CLA	CBD-CGD-O2D-CED
22	2	610	CLA	CBD-CGD-O2D-CED

*Continued on next page...*



*Continued from previous page...*

Mol	Chain	Res	Type	Atoms
22	2	611	CLA	CBD-CGD-O2D-CED
22	3	303	CLA	CBD-CGD-O2D-CED
22	3	311	CLA	CBD-CGD-O2D-CED
22	3	312	CLA	CBD-CGD-O2D-CED
22	4	302	CLA	CBD-CGD-O2D-CED
22	5	602	CLA	CBD-CGD-O2D-CED
22	5	612	CLA	CBD-CGD-O2D-CED
22	6	602	CLA	CBD-CGD-O2D-CED
22	6	610	CLA	CBD-CGD-O2D-CED
22	6	611	CLA	CBD-CGD-O2D-CED
22	7	303	CLA	CBD-CGD-O2D-CED
22	7	311	CLA	CBD-CGD-O2D-CED
22	7	312	CLA	CBD-CGD-O2D-CED
22	8	302	CLA	CBD-CGD-O2D-CED
23	A	404	PHO	CBD-CGD-O2D-CED
23	a	404	PHO	CBD-CGD-O2D-CED
23	d	402	PHO	CBD-CGD-O2D-CED
25	S	306	CHL	CBD-CGD-O2D-CED
25	G	601	CHL	CBD-CGD-O2D-CED
25	G	609	CHL	CBD-CGD-O2D-CED
25	N	608	CHL	CBD-CGD-O2D-CED
25	Y	601	CHL	CBD-CGD-O2D-CED
25	Y	605	CHL	CBD-CGD-O2D-CED
25	Y	608	CHL	CBD-CGD-O2D-CED
25	s	306	CHL	CBD-CGD-O2D-CED
25	g	601	CHL	CBD-CGD-O2D-CED
25	g	609	CHL	CBD-CGD-O2D-CED
25	n	608	CHL	CBD-CGD-O2D-CED
25	y	601	CHL	CBD-CGD-O2D-CED
25	y	605	CHL	CBD-CGD-O2D-CED
25	y	608	CHL	CBD-CGD-O2D-CED
25	2	601	CHL	CBD-CGD-O2D-CED
25	4	307	CHL	CBD-CGD-O2D-CED
25	6	601	CHL	CBD-CGD-O2D-CED
25	8	307	CHL	CBD-CGD-O2D-CED
22	B	607	CLA	O1D-CGD-O2D-CED
22	B	611	CLA	O1D-CGD-O2D-CED
22	B	613	CLA	O1D-CGD-O2D-CED
22	C	507	CLA	O1D-CGD-O2D-CED
22	C	511	CLA	O1D-CGD-O2D-CED
22	D	403	CLA	O1D-CGD-O2D-CED
22	a	402	CLA	O1D-CGD-O2D-CED

*Continued on next page...*

*Continued from previous page...*

Mol	Chain	Res	Type	Atoms
22	b	608	CLA	O1D-CGD-O2D-CED
22	R	303	CLA	O1D-CGD-O2D-CED
22	G	611	CLA	O1D-CGD-O2D-CED
22	N	603	CLA	O1D-CGD-O2D-CED
22	N	611	CLA	O1D-CGD-O2D-CED
22	Y	603	CLA	O1D-CGD-O2D-CED
22	r	303	CLA	O1D-CGD-O2D-CED
22	g	611	CLA	O1D-CGD-O2D-CED
22	n	603	CLA	O1D-CGD-O2D-CED
22	n	611	CLA	O1D-CGD-O2D-CED
22	y	603	CLA	O1D-CGD-O2D-CED
22	2	603	CLA	O1D-CGD-O2D-CED
22	2	610	CLA	O1D-CGD-O2D-CED
22	6	603	CLA	O1D-CGD-O2D-CED
22	6	610	CLA	O1D-CGD-O2D-CED
25	R	306	CHL	O1D-CGD-O2D-CED
25	r	306	CHL	O1D-CGD-O2D-CED
22	B	605	CLA	O1D-CGD-O2D-CED
22	B	612	CLA	O1D-CGD-O2D-CED
22	C	501	CLA	O1D-CGD-O2D-CED
22	D	404	CLA	O1D-CGD-O2D-CED
22	b	602	CLA	O1D-CGD-O2D-CED
22	b	609	CLA	O1D-CGD-O2D-CED
22	b	613	CLA	O1D-CGD-O2D-CED
22	c	501	CLA	O1D-CGD-O2D-CED
22	c	503	CLA	O1D-CGD-O2D-CED
22	R	311	CLA	O1D-CGD-O2D-CED
22	S	303	CLA	O1D-CGD-O2D-CED
22	S	310	CLA	O1D-CGD-O2D-CED
22	S	313	CLA	O1D-CGD-O2D-CED
22	G	603	CLA	O1D-CGD-O2D-CED
22	G	610	CLA	O1D-CGD-O2D-CED
22	G	614	CLA	O1D-CGD-O2D-CED
22	Y	610	CLA	O1D-CGD-O2D-CED
22	Y	611	CLA	O1D-CGD-O2D-CED
22	r	311	CLA	O1D-CGD-O2D-CED
22	s	303	CLA	O1D-CGD-O2D-CED
22	s	310	CLA	O1D-CGD-O2D-CED
22	s	313	CLA	O1D-CGD-O2D-CED
22	g	603	CLA	O1D-CGD-O2D-CED
22	g	610	CLA	O1D-CGD-O2D-CED
22	g	614	CLA	O1D-CGD-O2D-CED

*Continued on next page...*

*Continued from previous page...*

Mol	Chain	Res	Type	Atoms
22	y	610	CLA	O1D-CGD-O2D-CED
22	y	611	CLA	O1D-CGD-O2D-CED
22	1	603	CLA	O1D-CGD-O2D-CED
22	1	611	CLA	O1D-CGD-O2D-CED
22	2	609	CLA	O1D-CGD-O2D-CED
22	3	304	CLA	O1D-CGD-O2D-CED
22	4	303	CLA	O1D-CGD-O2D-CED
22	4	309	CLA	O1D-CGD-O2D-CED
22	4	310	CLA	O1D-CGD-O2D-CED
22	5	603	CLA	O1D-CGD-O2D-CED
22	5	611	CLA	O1D-CGD-O2D-CED
22	6	609	CLA	O1D-CGD-O2D-CED
22	7	304	CLA	O1D-CGD-O2D-CED
22	8	303	CLA	O1D-CGD-O2D-CED
22	8	309	CLA	O1D-CGD-O2D-CED
22	8	310	CLA	O1D-CGD-O2D-CED
25	G	601	CHL	O1D-CGD-O2D-CED
25	G	605	CHL	O1D-CGD-O2D-CED
25	G	606	CHL	O1D-CGD-O2D-CED
25	G	609	CHL	O1D-CGD-O2D-CED
25	N	601	CHL	O1D-CGD-O2D-CED
25	N	605	CHL	O1D-CGD-O2D-CED
25	N	606	CHL	O1D-CGD-O2D-CED
25	N	609	CHL	O1D-CGD-O2D-CED
25	g	601	CHL	O1D-CGD-O2D-CED
25	g	605	CHL	O1D-CGD-O2D-CED
25	g	606	CHL	O1D-CGD-O2D-CED
25	g	609	CHL	O1D-CGD-O2D-CED
25	n	601	CHL	O1D-CGD-O2D-CED
25	n	605	CHL	O1D-CGD-O2D-CED
25	n	606	CHL	O1D-CGD-O2D-CED
25	n	609	CHL	O1D-CGD-O2D-CED
25	1	605	CHL	O1D-CGD-O2D-CED
25	1	606	CHL	O1D-CGD-O2D-CED
25	1	609	CHL	O1D-CGD-O2D-CED
25	2	605	CHL	O1D-CGD-O2D-CED
25	3	306	CHL	O1D-CGD-O2D-CED
25	3	307	CHL	O1D-CGD-O2D-CED
25	3	309	CHL	O1D-CGD-O2D-CED
25	4	308	CHL	O1D-CGD-O2D-CED
25	5	605	CHL	O1D-CGD-O2D-CED
25	5	606	CHL	O1D-CGD-O2D-CED

*Continued on next page...*

*Continued from previous page...*

Mol	Chain	Res	Type	Atoms
25	5	609	CHL	O1D-CGD-O2D-CED
25	6	605	CHL	O1D-CGD-O2D-CED
25	7	306	CHL	O1D-CGD-O2D-CED
25	7	307	CHL	O1D-CGD-O2D-CED
25	7	309	CHL	O1D-CGD-O2D-CED
25	8	308	CHL	O1D-CGD-O2D-CED
22	B	601	CLA	CBD-CGD-O2D-CED
22	B	610	CLA	CBD-CGD-O2D-CED
22	R	302	CLA	CBD-CGD-O2D-CED
22	r	302	CLA	CBD-CGD-O2D-CED
23	D	402	PHO	CBD-CGD-O2D-CED
25	R	304	CHL	CBD-CGD-O2D-CED
25	S	308	CHL	CBD-CGD-O2D-CED
25	G	608	CHL	CBD-CGD-O2D-CED
25	r	304	CHL	CBD-CGD-O2D-CED
25	s	308	CHL	CBD-CGD-O2D-CED
25	g	608	CHL	CBD-CGD-O2D-CED
25	1	608	CHL	CBD-CGD-O2D-CED
25	3	308	CHL	CBD-CGD-O2D-CED
25	5	608	CHL	CBD-CGD-O2D-CED
25	7	308	CHL	CBD-CGD-O2D-CED
22	B	615	CLA	O1D-CGD-O2D-CED
22	b	603	CLA	O1D-CGD-O2D-CED
22	N	610	CLA	O1D-CGD-O2D-CED
22	n	610	CLA	O1D-CGD-O2D-CED
22	1	610	CLA	O1D-CGD-O2D-CED
22	5	610	CLA	O1D-CGD-O2D-CED
25	Y	609	CHL	O1D-CGD-O2D-CED
25	y	609	CHL	O1D-CGD-O2D-CED
25	2	608	CHL	O1D-CGD-O2D-CED
25	3	302	CHL	O1D-CGD-O2D-CED
25	4	305	CHL	O1D-CGD-O2D-CED
25	6	608	CHL	O1D-CGD-O2D-CED
25	7	302	CHL	O1D-CGD-O2D-CED
25	8	305	CHL	O1D-CGD-O2D-CED
22	C	510	CLA	O1D-CGD-O2D-CED
22	b	601	CLA	O1D-CGD-O2D-CED
22	c	508	CLA	O1D-CGD-O2D-CED
22	B	614	CLA	CBD-CGD-O2D-CED
22	G	604	CLA	CBD-CGD-O2D-CED
22	g	604	CLA	CBD-CGD-O2D-CED
25	S	302	CHL	CBD-CGD-O2D-CED

*Continued on next page...*

*Continued from previous page...*

Mol	Chain	Res	Type	Atoms
25	s	302	CHL	CBD-CGD-O2D-CED
22	B	616	CLA	O1D-CGD-O2D-CED
22	C	504	CLA	O1D-CGD-O2D-CED
22	C	508	CLA	O1D-CGD-O2D-CED
22	c	504	CLA	O1D-CGD-O2D-CED
22	c	510	CLA	O1D-CGD-O2D-CED
22	G	602	CLA	O1D-CGD-O2D-CED
22	Y	602	CLA	O1D-CGD-O2D-CED
22	g	602	CLA	O1D-CGD-O2D-CED
22	y	602	CLA	O1D-CGD-O2D-CED
22	1	602	CLA	O1D-CGD-O2D-CED
22	3	310	CLA	O1D-CGD-O2D-CED
22	5	602	CLA	O1D-CGD-O2D-CED
22	7	310	CLA	O1D-CGD-O2D-CED
25	1	601	CHL	O1D-CGD-O2D-CED
25	5	601	CHL	O1D-CGD-O2D-CED
22	B	604	CLA	O1D-CGD-O2D-CED
22	d	401	CLA	O1D-CGD-O2D-CED
22	d	404	CLA	O1D-CGD-O2D-CED
22	c	507	CLA	O1D-CGD-O2D-CED
22	2	602	CLA	O1D-CGD-O2D-CED
22	6	602	CLA	O1D-CGD-O2D-CED
22	b	604	CLA	CBD-CGD-O2D-CED
22	S	304	CLA	CBD-CGD-O2D-CED
22	s	304	CLA	CBD-CGD-O2D-CED
22	B	614	CLA	C2A-CAA-CBA-CGA
22	a	405	CLA	C2A-CAA-CBA-CGA
22	b	609	CLA	C2A-CAA-CBA-CGA
22	b	614	CLA	C2A-CAA-CBA-CGA
22	R	310	CLA	C2A-CAA-CBA-CGA
22	S	301	CLA	C2A-CAA-CBA-CGA
22	r	310	CLA	C2A-CAA-CBA-CGA
22	4	303	CLA	C2A-CAA-CBA-CGA
22	8	303	CLA	C2A-CAA-CBA-CGA
25	G	601	CHL	C2A-CAA-CBA-CGA
25	g	601	CHL	C2A-CAA-CBA-CGA
25	1	601	CHL	C2A-CAA-CBA-CGA
25	2	601	CHL	C2A-CAA-CBA-CGA
25	3	302	CHL	C2A-CAA-CBA-CGA
25	4	301	CHL	C2A-CAA-CBA-CGA
25	5	601	CHL	C2A-CAA-CBA-CGA
25	6	601	CHL	C2A-CAA-CBA-CGA

*Continued on next page...*

*Continued from previous page...*

Mol	Chain	Res	Type	Atoms
25	7	302	CHL	C2A-CAA-CBA-CGA
25	8	301	CHL	C2A-CAA-CBA-CGA
22	3	303	CLA	O1D-CGD-O2D-CED
22	7	303	CLA	O1D-CGD-O2D-CED
22	B	602	CLA	O1D-CGD-O2D-CED
22	C	512	CLA	O1D-CGD-O2D-CED
22	c	512	CLA	O1D-CGD-O2D-CED
22	R	310	CLA	O1D-CGD-O2D-CED
22	N	602	CLA	O1D-CGD-O2D-CED
22	r	310	CLA	O1D-CGD-O2D-CED
22	n	602	CLA	O1D-CGD-O2D-CED
25	N	608	CHL	O1D-CGD-O2D-CED
25	n	608	CHL	O1D-CGD-O2D-CED
22	b	615	CLA	CBD-CGD-O2D-CED
25	2	607	CHL	CBD-CGD-O2D-CED
25	6	607	CHL	CBD-CGD-O2D-CED
22	b	610	CLA	O1D-CGD-O2D-CED
23	A	404	PHO	O1D-CGD-O2D-CED
25	Y	605	CHL	O1D-CGD-O2D-CED
25	y	605	CHL	O1D-CGD-O2D-CED
22	4	302	CLA	O1D-CGD-O2D-CED
22	8	302	CLA	O1D-CGD-O2D-CED
23	d	402	PHO	O1D-CGD-O2D-CED
25	S	306	CHL	O1D-CGD-O2D-CED
25	Y	601	CHL	O1D-CGD-O2D-CED
25	Y	608	CHL	O1D-CGD-O2D-CED
25	s	306	CHL	O1D-CGD-O2D-CED
25	y	601	CHL	O1D-CGD-O2D-CED
25	y	608	CHL	O1D-CGD-O2D-CED
22	R	301	CLA	CBD-CGD-O2D-CED
22	N	604	CLA	CBD-CGD-O2D-CED
22	r	301	CLA	CBD-CGD-O2D-CED
22	n	604	CLA	CBD-CGD-O2D-CED
22	2	604	CLA	CBD-CGD-O2D-CED
22	6	604	CLA	CBD-CGD-O2D-CED
22	c	509	CLA	O1D-CGD-O2D-CED
22	R	308	CLA	O1D-CGD-O2D-CED
22	r	308	CLA	O1D-CGD-O2D-CED
22	B	603	CLA	CBD-CGD-O2D-CED
22	B	603	CLA	C2A-CAA-CBA-CGA
22	B	606	CLA	C2A-CAA-CBA-CGA
22	B	613	CLA	C2A-CAA-CBA-CGA

*Continued on next page...*

*Continued from previous page...*

Mol	Chain	Res	Type	Atoms
22	S	309	CLA	C2A-CAA-CBA-CGA
22	s	309	CLA	C2A-CAA-CBA-CGA
22	1	604	CLA	C2A-CAA-CBA-CGA
22	5	604	CLA	C2A-CAA-CBA-CGA
25	S	306	CHL	C2A-CAA-CBA-CGA
25	s	306	CHL	C2A-CAA-CBA-CGA
22	C	509	CLA	O1D-CGD-O2D-CED
22	D	401	CLA	O1D-CGD-O2D-CED
23	a	404	PHO	O1D-CGD-O2D-CED
22	B	601	CLA	O1D-CGD-O2D-CED
22	B	610	CLA	O1D-CGD-O2D-CED
25	3	308	CHL	O1D-CGD-O2D-CED
25	7	308	CHL	O1D-CGD-O2D-CED
23	D	402	PHO	O1D-CGD-O2D-CED
25	G	608	CHL	O1D-CGD-O2D-CED
25	g	608	CHL	O1D-CGD-O2D-CED
25	S	308	CHL	O1D-CGD-O2D-CED
25	s	308	CHL	O1D-CGD-O2D-CED
25	R	304	CHL	O1D-CGD-O2D-CED
25	r	304	CHL	O1D-CGD-O2D-CED
22	a	402	CLA	C2A-CAA-CBA-CGA
22	S	305	CLA	C2A-CAA-CBA-CGA
22	s	305	CLA	C2A-CAA-CBA-CGA
25	Y	601	CHL	C2A-CAA-CBA-CGA
25	y	601	CHL	C2A-CAA-CBA-CGA
25	2	607	CHL	C2A-CAA-CBA-CGA
25	6	607	CHL	C2A-CAA-CBA-CGA
25	1	608	CHL	O1D-CGD-O2D-CED
25	5	608	CHL	O1D-CGD-O2D-CED
22	c	505	CLA	CBD-CGD-O2D-CED
24	E	101	HEM	C2A-CAA-CBA-CGA
24	e	101	HEM	C2A-CAA-CBA-CGA
22	C	505	CLA	CBD-CGD-O2D-CED
22	A	402	CLA	C2A-CAA-CBA-CGA
22	B	612	CLA	C2A-CAA-CBA-CGA
22	C	506	CLA	C2A-CAA-CBA-CGA
22	b	603	CLA	C2A-CAA-CBA-CGA
22	b	607	CLA	C2A-CAA-CBA-CGA
22	b	612	CLA	C2A-CAA-CBA-CGA
22	N	604	CLA	C2A-CAA-CBA-CGA
22	s	301	CLA	C2A-CAA-CBA-CGA
22	n	604	CLA	C2A-CAA-CBA-CGA

*Continued on next page...*



*Continued from previous page...*

Mol	Chain	Res	Type	Atoms
22	3	311	CLA	C2A-CAA-CBA-CGA
22	7	311	CLA	C2A-CAA-CBA-CGA
25	3	308	CHL	C2A-CAA-CBA-CGA
25	7	308	CHL	C2A-CAA-CBA-CGA
22	R	302	CLA	O1D-CGD-O2D-CED
22	G	604	CLA	O1D-CGD-O2D-CED
22	r	302	CLA	O1D-CGD-O2D-CED
22	g	604	CLA	O1D-CGD-O2D-CED
25	S	302	CHL	O1D-CGD-O2D-CED
25	s	302	CHL	O1D-CGD-O2D-CED
22	B	614	CLA	O1D-CGD-O2D-CED
22	S	304	CLA	O1D-CGD-O2D-CED
22	s	304	CLA	O1D-CGD-O2D-CED
22	b	604	CLA	O1D-CGD-O2D-CED
22	R	307	CLA	C2A-CAA-CBA-CGA
22	r	307	CLA	C2A-CAA-CBA-CGA
25	G	608	CHL	C2A-CAA-CBA-CGA
25	N	601	CHL	C2A-CAA-CBA-CGA
25	g	608	CHL	C2A-CAA-CBA-CGA
25	n	601	CHL	C2A-CAA-CBA-CGA
25	1	607	CHL	C2A-CAA-CBA-CGA
25	1	615	CHL	C2A-CAA-CBA-CGA
25	5	607	CHL	C2A-CAA-CBA-CGA
25	5	615	CHL	C2A-CAA-CBA-CGA
22	b	615	CLA	O1D-CGD-O2D-CED
25	2	607	CHL	O1D-CGD-O2D-CED
25	6	607	CHL	O1D-CGD-O2D-CED
22	c	506	CLA	C2A-CAA-CBA-CGA
22	Y	604	CLA	C2A-CAA-CBA-CGA
22	y	604	CLA	C2A-CAA-CBA-CGA
25	4	308	CHL	C2A-CAA-CBA-CGA
25	8	308	CHL	C2A-CAA-CBA-CGA
22	A	402	CLA	C3A-C2A-CAA-CBA
22	B	602	CLA	C3A-C2A-CAA-CBA
22	B	614	CLA	C3A-C2A-CAA-CBA
22	B	615	CLA	C3A-C2A-CAA-CBA
22	C	509	CLA	C3A-C2A-CAA-CBA
22	D	403	CLA	C3A-C2A-CAA-CBA
22	a	402	CLA	C3A-C2A-CAA-CBA
22	b	615	CLA	C3A-C2A-CAA-CBA
22	d	403	CLA	C3A-C2A-CAA-CBA
22	c	509	CLA	C3A-C2A-CAA-CBA

*Continued on next page...*

*Continued from previous page...*

Mol	Chain	Res	Type	Atoms
22	R	302	CLA	C3A-C2A-CAA-CBA
22	R	309	CLA	C3A-C2A-CAA-CBA
22	S	311	CLA	C3A-C2A-CAA-CBA
22	S	312	CLA	C3A-C2A-CAA-CBA
22	N	612	CLA	C3A-C2A-CAA-CBA
22	Y	602	CLA	C3A-C2A-CAA-CBA
22	Y	612	CLA	C3A-C2A-CAA-CBA
22	r	302	CLA	C3A-C2A-CAA-CBA
22	r	309	CLA	C3A-C2A-CAA-CBA
22	s	311	CLA	C3A-C2A-CAA-CBA
22	s	312	CLA	C3A-C2A-CAA-CBA
22	n	612	CLA	C3A-C2A-CAA-CBA
22	y	602	CLA	C3A-C2A-CAA-CBA
22	y	612	CLA	C3A-C2A-CAA-CBA
22	2	604	CLA	C3A-C2A-CAA-CBA
22	2	611	CLA	C3A-C2A-CAA-CBA
22	3	305	CLA	C3A-C2A-CAA-CBA
22	4	303	CLA	C3A-C2A-CAA-CBA
22	6	604	CLA	C3A-C2A-CAA-CBA
22	6	611	CLA	C3A-C2A-CAA-CBA
22	7	305	CLA	C3A-C2A-CAA-CBA
22	8	303	CLA	C3A-C2A-CAA-CBA
23	a	404	PHO	C3A-C2A-CAA-CBA
23	d	402	PHO	C3A-C2A-CAA-CBA
25	R	305	CHL	C3A-C2A-CAA-CBA
25	G	601	CHL	C3A-C2A-CAA-CBA
25	N	601	CHL	C3A-C2A-CAA-CBA
25	Y	601	CHL	C3A-C2A-CAA-CBA
25	r	305	CHL	C3A-C2A-CAA-CBA
25	g	601	CHL	C3A-C2A-CAA-CBA
25	n	601	CHL	C3A-C2A-CAA-CBA
25	y	601	CHL	C3A-C2A-CAA-CBA
25	1	601	CHL	C3A-C2A-CAA-CBA
25	1	609	CHL	C3A-C2A-CAA-CBA
25	2	601	CHL	C3A-C2A-CAA-CBA
25	2	608	CHL	C3A-C2A-CAA-CBA
25	3	302	CHL	C3A-C2A-CAA-CBA
25	3	309	CHL	C3A-C2A-CAA-CBA
25	4	305	CHL	C3A-C2A-CAA-CBA
25	5	601	CHL	C3A-C2A-CAA-CBA
25	5	609	CHL	C3A-C2A-CAA-CBA
25	6	601	CHL	C3A-C2A-CAA-CBA

*Continued on next page...*

*Continued from previous page...*

Mol	Chain	Res	Type	Atoms
25	6	608	CHL	C3A-C2A-CAA-CBA
25	7	302	CHL	C3A-C2A-CAA-CBA
25	7	309	CHL	C3A-C2A-CAA-CBA
25	8	305	CHL	C3A-C2A-CAA-CBA
25	4	308	CHL	C2C-C3C-CAC-CBC
25	8	308	CHL	C2C-C3C-CAC-CBC
25	S	306	CHL	C2C-C3C-CAC-CBC
25	s	306	CHL	C2C-C3C-CAC-CBC
24	e	101	HEM	C3D-CAD-CBD-CGD
22	N	604	CLA	O1D-CGD-O2D-CED
22	n	604	CLA	O1D-CGD-O2D-CED
22	C	504	CLA	C2A-CAA-CBA-CGA
22	D	401	CLA	C2A-CAA-CBA-CGA
22	b	606	CLA	C2A-CAA-CBA-CGA
22	c	505	CLA	C2A-CAA-CBA-CGA
22	S	314	CLA	C2A-CAA-CBA-CGA
22	G	611	CLA	C2A-CAA-CBA-CGA
22	Y	602	CLA	C2A-CAA-CBA-CGA
22	s	314	CLA	C2A-CAA-CBA-CGA
22	g	611	CLA	C2A-CAA-CBA-CGA
22	y	602	CLA	C2A-CAA-CBA-CGA
22	1	602	CLA	C2A-CAA-CBA-CGA
22	3	303	CLA	C2A-CAA-CBA-CGA
22	4	310	CLA	C2A-CAA-CBA-CGA
22	5	602	CLA	C2A-CAA-CBA-CGA
22	7	303	CLA	C2A-CAA-CBA-CGA
22	8	310	CLA	C2A-CAA-CBA-CGA
25	Y	606	CHL	C2A-CAA-CBA-CGA
25	y	606	CHL	C2A-CAA-CBA-CGA
25	1	608	CHL	C2A-CAA-CBA-CGA
25	5	608	CHL	C2A-CAA-CBA-CGA
22	B	603	CLA	O1D-CGD-O2D-CED
22	2	604	CLA	O1D-CGD-O2D-CED
22	6	604	CLA	O1D-CGD-O2D-CED
22	R	301	CLA	O1D-CGD-O2D-CED
22	r	301	CLA	O1D-CGD-O2D-CED
25	4	306	CHL	C2C-C3C-CAC-CBC
25	8	306	CHL	C2C-C3C-CAC-CBC
22	d	404	CLA	C2A-CAA-CBA-CGA
22	c	503	CLA	C2A-CAA-CBA-CGA
22	G	602	CLA	C2A-CAA-CBA-CGA
22	N	602	CLA	C2A-CAA-CBA-CGA

*Continued on next page...*

*Continued from previous page...*

Mol	Chain	Res	Type	Atoms
22	g	602	CLA	C2A-CAA-CBA-CGA
22	n	602	CLA	C2A-CAA-CBA-CGA
22	1	611	CLA	C2A-CAA-CBA-CGA
22	5	611	CLA	C2A-CAA-CBA-CGA
25	N	608	CHL	C2A-CAA-CBA-CGA
25	Y	607	CHL	C2A-CAA-CBA-CGA
25	Y	608	CHL	C2A-CAA-CBA-CGA
25	Y	609	CHL	C2A-CAA-CBA-CGA
25	n	608	CHL	C2A-CAA-CBA-CGA
25	y	607	CHL	C2A-CAA-CBA-CGA
25	y	608	CHL	C2A-CAA-CBA-CGA
25	y	609	CHL	C2A-CAA-CBA-CGA
22	A	402	CLA	C1A-C2A-CAA-CBA
22	A	405	CLA	C1A-C2A-CAA-CBA
22	B	602	CLA	C1A-C2A-CAA-CBA
22	B	615	CLA	C1A-C2A-CAA-CBA
22	C	501	CLA	C1A-C2A-CAA-CBA
22	C	503	CLA	C1A-C2A-CAA-CBA
22	C	506	CLA	C1A-C2A-CAA-CBA
22	D	401	CLA	C1A-C2A-CAA-CBA
22	D	403	CLA	C1A-C2A-CAA-CBA
22	D	404	CLA	C1A-C2A-CAA-CBA
22	a	402	CLA	C1A-C2A-CAA-CBA
22	b	602	CLA	C1A-C2A-CAA-CBA
22	b	611	CLA	C1A-C2A-CAA-CBA
22	b	615	CLA	C1A-C2A-CAA-CBA
22	b	616	CLA	C1A-C2A-CAA-CBA
22	d	401	CLA	C1A-C2A-CAA-CBA
22	d	404	CLA	C1A-C2A-CAA-CBA
22	c	503	CLA	C1A-C2A-CAA-CBA
22	c	506	CLA	C1A-C2A-CAA-CBA
22	R	309	CLA	C1A-C2A-CAA-CBA
22	S	305	CLA	C1A-C2A-CAA-CBA
22	Y	602	CLA	C1A-C2A-CAA-CBA
22	Y	612	CLA	C1A-C2A-CAA-CBA
22	r	309	CLA	C1A-C2A-CAA-CBA
22	s	305	CLA	C1A-C2A-CAA-CBA
22	y	602	CLA	C1A-C2A-CAA-CBA
22	y	612	CLA	C1A-C2A-CAA-CBA
22	1	604	CLA	C1A-C2A-CAA-CBA
22	2	611	CLA	C1A-C2A-CAA-CBA
22	3	310	CLA	C1A-C2A-CAA-CBA

*Continued on next page...*

*Continued from previous page...*

Mol	Chain	Res	Type	Atoms
22	4	303	CLA	C1A-C2A-CAA-CBA
22	5	604	CLA	C1A-C2A-CAA-CBA
22	6	611	CLA	C1A-C2A-CAA-CBA
22	7	310	CLA	C1A-C2A-CAA-CBA
22	8	303	CLA	C1A-C2A-CAA-CBA
25	R	306	CHL	C1A-C2A-CAA-CBA
25	S	306	CHL	C1A-C2A-CAA-CBA
25	G	601	CHL	C1A-C2A-CAA-CBA
25	N	601	CHL	C1A-C2A-CAA-CBA
25	r	306	CHL	C1A-C2A-CAA-CBA
25	s	306	CHL	C1A-C2A-CAA-CBA
25	g	601	CHL	C1A-C2A-CAA-CBA
25	n	601	CHL	C1A-C2A-CAA-CBA
25	2	601	CHL	C1A-C2A-CAA-CBA
25	4	307	CHL	C1A-C2A-CAA-CBA
25	6	601	CHL	C1A-C2A-CAA-CBA
25	8	307	CHL	C1A-C2A-CAA-CBA
22	B	604	CLA	C2C-C3C-CAC-CBC
22	c	505	CLA	O1D-CGD-O2D-CED
22	R	302	CLA	C2A-CAA-CBA-CGA
22	r	302	CLA	C2A-CAA-CBA-CGA
22	C	505	CLA	O1D-CGD-O2D-CED
23	D	402	PHO	CHA-CBD-CGD-O1D
23	D	402	PHO	CHA-CBD-CGD-O2D
22	C	511	CLA	C3A-C2A-CAA-CBA
22	c	511	CLA	C3A-C2A-CAA-CBA
22	R	303	CLA	C3A-C2A-CAA-CBA
22	R	310	CLA	C3A-C2A-CAA-CBA
22	G	602	CLA	C3A-C2A-CAA-CBA
22	G	610	CLA	C3A-C2A-CAA-CBA
22	N	602	CLA	C3A-C2A-CAA-CBA
22	Y	611	CLA	C3A-C2A-CAA-CBA
22	r	303	CLA	C3A-C2A-CAA-CBA
22	r	310	CLA	C3A-C2A-CAA-CBA
22	g	602	CLA	C3A-C2A-CAA-CBA
22	g	610	CLA	C3A-C2A-CAA-CBA
22	n	602	CLA	C3A-C2A-CAA-CBA
22	y	611	CLA	C3A-C2A-CAA-CBA
22	1	602	CLA	C3A-C2A-CAA-CBA
22	3	303	CLA	C3A-C2A-CAA-CBA
22	3	310	CLA	C3A-C2A-CAA-CBA
22	4	309	CLA	C3A-C2A-CAA-CBA

*Continued on next page...*

*Continued from previous page...*

Mol	Chain	Res	Type	Atoms
22	5	602	CLA	C3A-C2A-CAA-CBA
22	7	303	CLA	C3A-C2A-CAA-CBA
22	7	310	CLA	C3A-C2A-CAA-CBA
22	8	309	CLA	C3A-C2A-CAA-CBA
25	S	306	CHL	C3A-C2A-CAA-CBA
25	G	606	CHL	C3A-C2A-CAA-CBA
25	s	306	CHL	C3A-C2A-CAA-CBA
25	g	606	CHL	C3A-C2A-CAA-CBA
25	1	615	CHL	C3A-C2A-CAA-CBA
25	5	615	CHL	C3A-C2A-CAA-CBA
22	b	602	CLA	C2A-CAA-CBA-CGA
25	R	306	CHL	C2C-C3C-CAC-CBC
25	r	306	CHL	C2C-C3C-CAC-CBC
25	4	308	CHL	C4C-C3C-CAC-CBC
25	8	308	CHL	C4C-C3C-CAC-CBC
25	S	306	CHL	C4C-C3C-CAC-CBC
25	s	306	CHL	C4C-C3C-CAC-CBC
23	A	404	PHO	C1A-C2A-CAA-CBA
22	A	405	CLA	C2A-CAA-CBA-CGA
25	G	609	CHL	C2A-CAA-CBA-CGA
25	g	609	CHL	C2A-CAA-CBA-CGA
25	R	304	CHL	C2C-C3C-CAC-CBC
25	r	304	CHL	C2C-C3C-CAC-CBC
22	C	501	CLA	C2A-CAA-CBA-CGA
22	b	615	CLA	C2A-CAA-CBA-CGA
22	c	508	CLA	C2A-CAA-CBA-CGA
22	A	405	CLA	CAD-CBD-CGD-O2D
22	B	615	CLA	CAD-CBD-CGD-O2D
22	C	504	CLA	CAD-CBD-CGD-O2D
22	C	510	CLA	CAD-CBD-CGD-O2D
22	b	609	CLA	CAD-CBD-CGD-O2D
22	b	612	CLA	CAD-CBD-CGD-O2D
22	c	510	CLA	CAD-CBD-CGD-O2D
22	N	614	CLA	CAD-CBD-CGD-O2D
22	n	614	CLA	CAD-CBD-CGD-O2D
22	2	604	CLA	CAD-CBD-CGD-O2D
22	3	305	CLA	CAD-CBD-CGD-O2D
22	6	604	CLA	CAD-CBD-CGD-O2D
22	7	305	CLA	CAD-CBD-CGD-O2D
25	R	306	CHL	CAD-CBD-CGD-O2D
25	S	307	CHL	CAD-CBD-CGD-O2D
25	G	608	CHL	CAD-CBD-CGD-O2D

*Continued on next page...*

*Continued from previous page...*

Mol	Chain	Res	Type	Atoms
25	Y	606	CHL	CAD-CBD-CGD-O2D
25	r	306	CHL	CAD-CBD-CGD-O2D
25	s	307	CHL	CAD-CBD-CGD-O2D
25	g	608	CHL	CAD-CBD-CGD-O2D
25	y	606	CHL	CAD-CBD-CGD-O2D
25	2	606	CHL	CAD-CBD-CGD-O2D
25	2	607	CHL	CAD-CBD-CGD-O2D
25	3	308	CHL	CAD-CBD-CGD-O2D
25	4	305	CHL	CAD-CBD-CGD-O2D
25	4	307	CHL	CAD-CBD-CGD-O2D
25	6	606	CHL	CAD-CBD-CGD-O2D
25	6	607	CHL	CAD-CBD-CGD-O2D
25	7	308	CHL	CAD-CBD-CGD-O2D
25	8	305	CHL	CAD-CBD-CGD-O2D
25	8	307	CHL	CAD-CBD-CGD-O2D
24	e	101	HEM	C4B-C3B-CAB-CBB
22	B	616	CLA	C2A-CAA-CBA-CGA
22	C	503	CLA	C2A-CAA-CBA-CGA
22	c	504	CLA	C2A-CAA-CBA-CGA
22	3	305	CLA	C2A-CAA-CBA-CGA
22	7	305	CLA	C2A-CAA-CBA-CGA
25	3	301	CHL	C2A-CAA-CBA-CGA
25	7	301	CHL	C2A-CAA-CBA-CGA
25	4	306	CHL	C4C-C3C-CAC-CBC
25	8	306	CHL	C4C-C3C-CAC-CBC
22	B	601	CLA	CHA-CBD-CGD-O2D
22	B	604	CLA	CHA-CBD-CGD-O1D
22	B	604	CLA	CHA-CBD-CGD-O2D
22	B	609	CLA	CHA-CBD-CGD-O1D
22	B	609	CLA	CHA-CBD-CGD-O2D
22	B	612	CLA	CHA-CBD-CGD-O1D
22	B	612	CLA	CHA-CBD-CGD-O2D
22	B	614	CLA	CHA-CBD-CGD-O1D
22	B	615	CLA	CHA-CBD-CGD-O1D
22	C	503	CLA	CHA-CBD-CGD-O1D
22	C	503	CLA	CHA-CBD-CGD-O2D
22	C	505	CLA	CHA-CBD-CGD-O1D
22	C	505	CLA	CHA-CBD-CGD-O2D
22	b	616	CLA	CHA-CBD-CGD-O1D
22	b	616	CLA	CHA-CBD-CGD-O2D
22	c	501	CLA	CHA-CBD-CGD-O1D
22	c	503	CLA	CHA-CBD-CGD-O1D

*Continued on next page...*



*Continued from previous page...*

Mol	Chain	Res	Type	Atoms
22	c	505	CLA	CHA-CBD-CGD-01D
22	c	505	CLA	CHA-CBD-CGD-02D
22	R	301	CLA	CHA-CBD-CGD-01D
22	R	301	CLA	CHA-CBD-CGD-02D
22	R	302	CLA	CHA-CBD-CGD-01D
22	R	302	CLA	CHA-CBD-CGD-02D
22	R	307	CLA	CHA-CBD-CGD-02D
22	N	612	CLA	CHA-CBD-CGD-01D
22	N	612	CLA	CHA-CBD-CGD-02D
22	Y	603	CLA	CHA-CBD-CGD-01D
22	Y	603	CLA	CHA-CBD-CGD-02D
22	Y	612	CLA	CHA-CBD-CGD-01D
22	Y	612	CLA	CHA-CBD-CGD-02D
22	r	301	CLA	CHA-CBD-CGD-01D
22	r	301	CLA	CHA-CBD-CGD-02D
22	r	302	CLA	CHA-CBD-CGD-01D
22	r	302	CLA	CHA-CBD-CGD-02D
22	r	307	CLA	CHA-CBD-CGD-02D
22	n	612	CLA	CHA-CBD-CGD-01D
22	n	612	CLA	CHA-CBD-CGD-02D
22	y	603	CLA	CHA-CBD-CGD-01D
22	y	603	CLA	CHA-CBD-CGD-02D
22	y	612	CLA	CHA-CBD-CGD-01D
22	y	612	CLA	CHA-CBD-CGD-02D
22	1	603	CLA	CHA-CBD-CGD-01D
22	2	611	CLA	CHA-CBD-CGD-01D
22	4	304	CLA	CHA-CBD-CGD-01D
22	5	603	CLA	CHA-CBD-CGD-01D
22	6	611	CLA	CHA-CBD-CGD-01D
22	8	304	CLA	CHA-CBD-CGD-01D
25	S	302	CHL	CHA-CBD-CGD-01D
25	S	302	CHL	CHA-CBD-CGD-02D
25	S	308	CHL	CHA-CBD-CGD-01D
25	S	308	CHL	CHA-CBD-CGD-02D
25	G	605	CHL	CHA-CBD-CGD-01D
25	G	605	CHL	CHA-CBD-CGD-02D
25	N	605	CHL	CHA-CBD-CGD-01D
25	N	605	CHL	CHA-CBD-CGD-02D
25	Y	605	CHL	CHA-CBD-CGD-01D
25	s	302	CHL	CHA-CBD-CGD-01D
25	s	302	CHL	CHA-CBD-CGD-02D
25	s	308	CHL	CHA-CBD-CGD-01D

*Continued on next page...*

*Continued from previous page...*

Mol	Chain	Res	Type	Atoms
25	s	308	CHL	CHA-CBD-CGD-O2D
25	g	605	CHL	CHA-CBD-CGD-O1D
25	g	605	CHL	CHA-CBD-CGD-O2D
25	n	605	CHL	CHA-CBD-CGD-O1D
25	n	605	CHL	CHA-CBD-CGD-O2D
25	y	605	CHL	CHA-CBD-CGD-O1D
25	1	605	CHL	CHA-CBD-CGD-O1D
25	1	605	CHL	CHA-CBD-CGD-O2D
25	2	608	CHL	CHA-CBD-CGD-O2D
25	3	306	CHL	CHA-CBD-CGD-O1D
25	3	306	CHL	CHA-CBD-CGD-O2D
25	5	605	CHL	CHA-CBD-CGD-O1D
25	5	605	CHL	CHA-CBD-CGD-O2D
25	6	608	CHL	CHA-CBD-CGD-O2D
25	7	306	CHL	CHA-CBD-CGD-O1D
25	7	306	CHL	CHA-CBD-CGD-O2D
22	Y	611	CLA	C2A-CAA-CBA-CGA
22	y	611	CLA	C2A-CAA-CBA-CGA
22	2	602	CLA	C2A-CAA-CBA-CGA
22	6	602	CLA	C2A-CAA-CBA-CGA
22	B	607	CLA	C1A-C2A-CAA-CBA
22	C	504	CLA	C1A-C2A-CAA-CBA
22	C	511	CLA	C1A-C2A-CAA-CBA
22	b	604	CLA	C1A-C2A-CAA-CBA
22	b	607	CLA	C1A-C2A-CAA-CBA
22	c	501	CLA	C1A-C2A-CAA-CBA
22	c	505	CLA	C1A-C2A-CAA-CBA
22	R	310	CLA	C1A-C2A-CAA-CBA
22	S	312	CLA	C1A-C2A-CAA-CBA
22	G	610	CLA	C1A-C2A-CAA-CBA
22	N	612	CLA	C1A-C2A-CAA-CBA
22	r	310	CLA	C1A-C2A-CAA-CBA
22	s	312	CLA	C1A-C2A-CAA-CBA
22	g	610	CLA	C1A-C2A-CAA-CBA
22	n	612	CLA	C1A-C2A-CAA-CBA
25	N	609	CHL	C2A-CAA-CBA-CGA
25	n	609	CHL	C2A-CAA-CBA-CGA
22	B	604	CLA	C4C-C3C-CAC-CBC
22	B	603	CLA	CAD-CBD-CGD-O1D
22	B	604	CLA	CAD-CBD-CGD-O1D
22	B	609	CLA	CAD-CBD-CGD-O1D
22	B	612	CLA	CAD-CBD-CGD-O1D

*Continued on next page...*

*Continued from previous page...*

Mol	Chain	Res	Type	Atoms
22	C	501	CLA	CAD-CBD-CGD-O1D
22	C	503	CLA	CAD-CBD-CGD-O1D
22	C	505	CLA	CAD-CBD-CGD-O1D
22	c	503	CLA	CAD-CBD-CGD-O1D
22	c	505	CLA	CAD-CBD-CGD-O1D
22	R	301	CLA	CAD-CBD-CGD-O1D
22	G	603	CLA	CAD-CBD-CGD-O1D
22	Y	603	CLA	CAD-CBD-CGD-O1D
22	r	301	CLA	CAD-CBD-CGD-O1D
22	g	603	CLA	CAD-CBD-CGD-O1D
22	y	603	CLA	CAD-CBD-CGD-O1D
22	4	304	CLA	CAD-CBD-CGD-O1D
22	8	304	CLA	CAD-CBD-CGD-O1D
25	S	308	CHL	CAD-CBD-CGD-O1D
25	G	605	CHL	CAD-CBD-CGD-O1D
25	N	605	CHL	CAD-CBD-CGD-O1D
25	Y	605	CHL	CAD-CBD-CGD-O1D
25	s	308	CHL	CAD-CBD-CGD-O1D
25	g	605	CHL	CAD-CBD-CGD-O1D
25	n	605	CHL	CAD-CBD-CGD-O1D
25	y	605	CHL	CAD-CBD-CGD-O1D
25	1	605	CHL	CAD-CBD-CGD-O1D
25	2	605	CHL	CAD-CBD-CGD-O1D
25	3	306	CHL	CAD-CBD-CGD-O1D
25	5	605	CHL	CAD-CBD-CGD-O1D
25	6	605	CHL	CAD-CBD-CGD-O1D
25	7	306	CHL	CAD-CBD-CGD-O1D
25	4	301	CHL	CBD-CGD-O2D-CED
25	8	301	CHL	CBD-CGD-O2D-CED
22	C	505	CLA	C2A-CAA-CBA-CGA
22	G	604	CLA	C2A-CAA-CBA-CGA
22	g	604	CLA	C2A-CAA-CBA-CGA
25	2	601	CHL	C2C-C3C-CAC-CBC
25	6	601	CHL	C2C-C3C-CAC-CBC
22	C	508	CLA	C2A-CAA-CBA-CGA
22	N	611	CLA	C2A-CAA-CBA-CGA
22	Y	603	CLA	C2A-CAA-CBA-CGA
22	n	611	CLA	C2A-CAA-CBA-CGA
22	y	603	CLA	C2A-CAA-CBA-CGA
25	R	305	CHL	C2A-CAA-CBA-CGA
25	r	305	CHL	C2A-CAA-CBA-CGA
22	B	611	CLA	C2A-CAA-CBA-CGA

*Continued on next page...*

*Continued from previous page...*

Mol	Chain	Res	Type	Atoms
23	d	402	PHO	CHA-CBD-CGD-O1D
23	d	402	PHO	CHA-CBD-CGD-O2D
25	R	306	CHL	C4C-C3C-CAC-CBC
25	r	306	CHL	C4C-C3C-CAC-CBC
22	4	304	CLA	CBD-CGD-O2D-CED
22	8	304	CLA	CBD-CGD-O2D-CED
22	G	602	CLA	CAA-CBA-CGA-O1A
22	Y	602	CLA	CAA-CBA-CGA-O1A
22	Y	604	CLA	CAA-CBA-CGA-O1A
22	g	602	CLA	CAA-CBA-CGA-O1A
22	y	602	CLA	CAA-CBA-CGA-O1A
22	y	604	CLA	CAA-CBA-CGA-O1A
22	1	602	CLA	CAA-CBA-CGA-O1A
22	1	604	CLA	CAA-CBA-CGA-O2A
22	5	602	CLA	CAA-CBA-CGA-O1A
22	5	604	CLA	CAA-CBA-CGA-O2A
25	4	301	CHL	O1D-CGD-O2D-CED
25	8	301	CHL	O1D-CGD-O2D-CED
22	B	602	CLA	C2A-CAA-CBA-CGA
22	b	601	CLA	C2A-CAA-CBA-CGA
22	S	303	CLA	C2A-CAA-CBA-CGA
22	s	303	CLA	C2A-CAA-CBA-CGA
22	B	615	CLA	CAA-CBA-CGA-O1A
22	R	309	CLA	CAA-CBA-CGA-O2A
22	N	602	CLA	CAA-CBA-CGA-O1A
22	N	604	CLA	CAA-CBA-CGA-O1A
22	r	309	CLA	CAA-CBA-CGA-O2A
22	n	602	CLA	CAA-CBA-CGA-O1A
22	n	604	CLA	CAA-CBA-CGA-O1A
25	R	305	CHL	C2C-C3C-CAC-CBC
25	r	305	CHL	C2C-C3C-CAC-CBC
25	R	304	CHL	C4C-C3C-CAC-CBC
25	r	304	CHL	C4C-C3C-CAC-CBC
25	4	307	CHL	CAA-CBA-CGA-O2A
25	8	307	CHL	CAA-CBA-CGA-O2A
22	S	304	CLA	CAA-CBA-CGA-O2A
22	s	304	CLA	CAA-CBA-CGA-O2A
22	c	509	CLA	CAA-CBA-CGA-O1A
25	N	606	CHL	CAA-CBA-CGA-O1A
25	n	606	CHL	CAA-CBA-CGA-O1A
24	E	101	HEM	CAD-CBD-CGD-O1D
25	2	608	CHL	CAA-CBA-CGA-O2A

*Continued on next page...*

*Continued from previous page...*

Mol	Chain	Res	Type	Atoms
25	6	608	CHL	CAA-CBA-CGA-O2A
22	B	601	CLA	C2A-CAA-CBA-CGA
22	C	502	CLA	C2A-CAA-CBA-CGA
22	D	404	CLA	C2A-CAA-CBA-CGA
22	d	401	CLA	C2A-CAA-CBA-CGA
22	R	309	CLA	C2A-CAA-CBA-CGA
22	S	313	CLA	C2A-CAA-CBA-CGA
22	r	309	CLA	C2A-CAA-CBA-CGA
22	s	313	CLA	C2A-CAA-CBA-CGA
22	2	604	CLA	C2A-CAA-CBA-CGA
22	6	604	CLA	C2A-CAA-CBA-CGA
25	G	607	CHL	C2A-CAA-CBA-CGA
25	g	607	CHL	C2A-CAA-CBA-CGA
22	R	308	CLA	C3A-C2A-CAA-CBA
22	S	310	CLA	C3A-C2A-CAA-CBA
22	G	614	CLA	C3A-C2A-CAA-CBA
22	N	614	CLA	C3A-C2A-CAA-CBA
22	Y	610	CLA	C3A-C2A-CAA-CBA
22	r	308	CLA	C3A-C2A-CAA-CBA
22	s	310	CLA	C3A-C2A-CAA-CBA
22	g	614	CLA	C3A-C2A-CAA-CBA
22	n	614	CLA	C3A-C2A-CAA-CBA
22	y	610	CLA	C3A-C2A-CAA-CBA
22	1	610	CLA	C3A-C2A-CAA-CBA
22	2	609	CLA	C3A-C2A-CAA-CBA
22	2	613	CLA	C3A-C2A-CAA-CBA
22	5	610	CLA	C3A-C2A-CAA-CBA
22	6	609	CLA	C3A-C2A-CAA-CBA
22	6	613	CLA	C3A-C2A-CAA-CBA
25	Y	609	CHL	C3A-C2A-CAA-CBA
25	y	609	CHL	C3A-C2A-CAA-CBA
25	4	306	CHL	C3A-C2A-CAA-CBA
25	8	306	CHL	C3A-C2A-CAA-CBA
22	b	616	CLA	CAA-CBA-CGA-O2A
22	4	304	CLA	O1D-CGD-O2D-CED
22	8	304	CLA	O1D-CGD-O2D-CED
22	B	613	CLA	CAA-CBA-CGA-O1A
22	C	503	CLA	CAA-CBA-CGA-O2A
22	C	505	CLA	CAA-CBA-CGA-O1A
22	S	304	CLA	CAA-CBA-CGA-O1A
22	s	304	CLA	CAA-CBA-CGA-O1A
22	1	604	CLA	CAA-CBA-CGA-O1A

*Continued on next page...*

*Continued from previous page...*

Mol	Chain	Res	Type	Atoms
22	3	310	CLA	CAA-CBA-CGA-O1A
22	5	604	CLA	CAA-CBA-CGA-O1A
22	7	310	CLA	CAA-CBA-CGA-O1A
25	Y	606	CHL	CAA-CBA-CGA-O2A
25	y	606	CHL	CAA-CBA-CGA-O2A
25	2	606	CHL	CAA-CBA-CGA-O2A
25	6	606	CHL	CAA-CBA-CGA-O2A
22	b	601	CLA	CAA-CBA-CGA-O1A
22	R	309	CLA	CAA-CBA-CGA-O1A
22	N	611	CLA	CAA-CBA-CGA-O1A
22	Y	611	CLA	CAA-CBA-CGA-O2A
22	r	309	CLA	CAA-CBA-CGA-O1A
22	n	611	CLA	CAA-CBA-CGA-O1A
22	y	611	CLA	CAA-CBA-CGA-O2A
22	1	613	CLA	CAA-CBA-CGA-O2A
22	5	613	CLA	CAA-CBA-CGA-O2A
22	B	601	CLA	CAA-CBA-CGA-O1A
22	C	509	CLA	CAA-CBA-CGA-O1A
22	a	403	CLA	CAA-CBA-CGA-O1A
22	c	502	CLA	CAA-CBA-CGA-O1A
22	G	603	CLA	C2A-CAA-CBA-CGA
22	g	603	CLA	C2A-CAA-CBA-CGA
22	c	509	CLA	CAA-CBA-CGA-O2A
22	R	310	CLA	CAA-CBA-CGA-O1A
22	S	305	CLA	CAA-CBA-CGA-O1A
22	Y	602	CLA	CAA-CBA-CGA-O2A
22	r	310	CLA	CAA-CBA-CGA-O1A
22	s	305	CLA	CAA-CBA-CGA-O1A
22	y	602	CLA	CAA-CBA-CGA-O2A
22	3	303	CLA	CAA-CBA-CGA-O1A
22	3	304	CLA	CAA-CBA-CGA-O1A
22	7	303	CLA	CAA-CBA-CGA-O1A
22	7	304	CLA	CAA-CBA-CGA-O1A
25	S	306	CHL	CAA-CBA-CGA-O1A
25	Y	606	CHL	CAA-CBA-CGA-O1A
25	s	306	CHL	CAA-CBA-CGA-O1A
25	y	606	CHL	CAA-CBA-CGA-O1A
25	2	608	CHL	CAA-CBA-CGA-O1A
25	6	608	CHL	CAA-CBA-CGA-O1A
22	B	603	CLA	CAA-CBA-CGA-O1A
22	B	613	CLA	CAA-CBA-CGA-O2A
22	b	615	CLA	CAA-CBA-CGA-O1A

*Continued on next page...*

*Continued from previous page...*

Mol	Chain	Res	Type	Atoms
22	b	615	CLA	CAA-CBA-CGA-O2A
22	b	616	CLA	CAA-CBA-CGA-O1A
22	R	308	CLA	CAA-CBA-CGA-O1A
22	N	602	CLA	CAA-CBA-CGA-O2A
22	r	308	CLA	CAA-CBA-CGA-O1A
22	n	602	CLA	CAA-CBA-CGA-O2A
22	1	613	CLA	CAA-CBA-CGA-O1A
22	3	312	CLA	CAA-CBA-CGA-O1A
22	5	613	CLA	CAA-CBA-CGA-O1A
22	7	312	CLA	CAA-CBA-CGA-O1A
25	R	306	CHL	CAA-CBA-CGA-O1A
25	r	306	CHL	CAA-CBA-CGA-O1A
22	d	403	CLA	C1A-C2A-CAA-CBA
22	G	602	CLA	C1A-C2A-CAA-CBA
22	G	612	CLA	C1A-C2A-CAA-CBA
22	Y	611	CLA	C1A-C2A-CAA-CBA
22	g	602	CLA	C1A-C2A-CAA-CBA
22	g	612	CLA	C1A-C2A-CAA-CBA
22	y	611	CLA	C1A-C2A-CAA-CBA
22	1	602	CLA	C1A-C2A-CAA-CBA
22	5	602	CLA	C1A-C2A-CAA-CBA
25	1	615	CHL	C1A-C2A-CAA-CBA
25	5	615	CHL	C1A-C2A-CAA-CBA
22	A	403	CLA	CAA-CBA-CGA-O1A
22	B	608	CLA	CAA-CBA-CGA-O1A
22	B	612	CLA	CAA-CBA-CGA-O1A
22	B	615	CLA	CAA-CBA-CGA-O2A
22	C	505	CLA	CAA-CBA-CGA-O2A
22	b	603	CLA	CAA-CBA-CGA-O1A
22	R	301	CLA	CAA-CBA-CGA-O2A
22	S	305	CLA	CAA-CBA-CGA-O2A
22	G	614	CLA	CAA-CBA-CGA-O1A
22	Y	604	CLA	CAA-CBA-CGA-O2A
22	r	301	CLA	CAA-CBA-CGA-O2A
22	s	305	CLA	CAA-CBA-CGA-O2A
22	g	614	CLA	CAA-CBA-CGA-O1A
22	y	604	CLA	CAA-CBA-CGA-O2A
22	1	603	CLA	CAA-CBA-CGA-O1A
22	5	603	CLA	CAA-CBA-CGA-O1A
25	4	301	CHL	CAA-CBA-CGA-O2A
25	8	301	CHL	CAA-CBA-CGA-O2A
22	B	601	CLA	CAA-CBA-CGA-O2A

*Continued on next page...*



*Continued from previous page...*

Mol	Chain	Res	Type	Atoms
22	B	610	CLA	CAA-CBA-CGA-O2A
22	C	509	CLA	CAA-CBA-CGA-O2A
22	R	301	CLA	CAA-CBA-CGA-O1A
22	N	603	CLA	CAA-CBA-CGA-O1A
22	r	301	CLA	CAA-CBA-CGA-O1A
22	n	603	CLA	CAA-CBA-CGA-O1A
22	3	310	CLA	CAA-CBA-CGA-O2A
22	7	310	CLA	CAA-CBA-CGA-O2A
25	4	301	CHL	CAA-CBA-CGA-O1A
25	8	301	CHL	CAA-CBA-CGA-O1A
22	G	613	CLA	C2A-CAA-CBA-CGA
22	g	613	CLA	C2A-CAA-CBA-CGA
22	2	610	CLA	C2A-CAA-CBA-CGA
22	6	610	CLA	C2A-CAA-CBA-CGA
25	4	307	CHL	C2A-CAA-CBA-CGA
25	8	307	CHL	C2A-CAA-CBA-CGA
22	1	614	CLA	CAA-CBA-CGA-O2A
22	3	314	CLA	CAA-CBA-CGA-O1A
22	4	302	CLA	CAA-CBA-CGA-O1A
22	4	302	CLA	CAA-CBA-CGA-O2A
22	5	614	CLA	CAA-CBA-CGA-O2A
22	7	314	CLA	CAA-CBA-CGA-O1A
22	8	302	CLA	CAA-CBA-CGA-O1A
22	8	302	CLA	CAA-CBA-CGA-O2A
24	E	101	HEM	CAD-CBD-CGD-O2D
25	R	306	CHL	CAA-CBA-CGA-O2A
25	N	606	CHL	CAA-CBA-CGA-O2A
25	r	306	CHL	CAA-CBA-CGA-O2A
25	n	606	CHL	CAA-CBA-CGA-O2A
22	b	608	CLA	CAA-CBA-CGA-O1A
22	c	507	CLA	CAA-CBA-CGA-O2A
22	R	307	CLA	CAA-CBA-CGA-O1A
22	R	307	CLA	CAA-CBA-CGA-O2A
22	R	312	CLA	CAA-CBA-CGA-O2A
22	Y	611	CLA	CAA-CBA-CGA-O1A
22	r	307	CLA	CAA-CBA-CGA-O1A
22	r	307	CLA	CAA-CBA-CGA-O2A
22	r	312	CLA	CAA-CBA-CGA-O2A
22	y	611	CLA	CAA-CBA-CGA-O1A
22	2	613	CLA	CAA-CBA-CGA-O2A
22	3	303	CLA	CAA-CBA-CGA-O2A
22	4	303	CLA	CAA-CBA-CGA-O2A

*Continued on next page...*

*Continued from previous page...*

Mol	Chain	Res	Type	Atoms
22	6	613	CLA	CAA-CBA-CGA-O2A
22	7	303	CLA	CAA-CBA-CGA-O2A
22	8	303	CLA	CAA-CBA-CGA-O2A
25	4	307	CHL	CAA-CBA-CGA-O1A
25	8	307	CHL	CAA-CBA-CGA-O1A
22	B	610	CLA	CAA-CBA-CGA-O1A
22	a	403	CLA	CAA-CBA-CGA-O2A
22	S	311	CLA	CAA-CBA-CGA-O1A
22	S	312	CLA	CAA-CBA-CGA-O2A
22	N	604	CLA	CAA-CBA-CGA-O2A
22	N	612	CLA	CAA-CBA-CGA-O1A
22	N	612	CLA	CAA-CBA-CGA-O2A
22	Y	614	CLA	CAA-CBA-CGA-O1A
22	s	311	CLA	CAA-CBA-CGA-O1A
22	s	312	CLA	CAA-CBA-CGA-O2A
22	n	604	CLA	CAA-CBA-CGA-O2A
22	n	612	CLA	CAA-CBA-CGA-O1A
22	n	612	CLA	CAA-CBA-CGA-O2A
22	y	614	CLA	CAA-CBA-CGA-O1A
22	1	612	CLA	CAA-CBA-CGA-O1A
22	5	612	CLA	CAA-CBA-CGA-O1A
25	4	306	CHL	CAA-CBA-CGA-O1A
25	8	306	CHL	CAA-CBA-CGA-O1A
22	B	603	CLA	CAA-CBA-CGA-O2A
22	C	510	CLA	CAA-CBA-CGA-O2A
22	c	510	CLA	CAA-CBA-CGA-O2A
22	G	602	CLA	CAA-CBA-CGA-O2A
22	G	612	CLA	CAA-CBA-CGA-O1A
22	g	602	CLA	CAA-CBA-CGA-O2A
22	g	612	CLA	CAA-CBA-CGA-O1A
22	1	614	CLA	CAA-CBA-CGA-O1A
22	4	303	CLA	CAA-CBA-CGA-O1A
22	5	614	CLA	CAA-CBA-CGA-O1A
22	8	303	CLA	CAA-CBA-CGA-O1A
22	B	612	CLA	CAA-CBA-CGA-O2A
22	C	503	CLA	CAA-CBA-CGA-O1A
22	R	302	CLA	CAA-CBA-CGA-O1A
22	S	311	CLA	CAA-CBA-CGA-O2A
22	G	612	CLA	CAA-CBA-CGA-O2A
22	N	614	CLA	CAA-CBA-CGA-O2A
22	r	302	CLA	CAA-CBA-CGA-O1A
22	s	311	CLA	CAA-CBA-CGA-O2A

*Continued on next page...*

*Continued from previous page...*

Mol	Chain	Res	Type	Atoms
22	g	612	CLA	CAA-CBA-CGA-O2A
22	n	614	CLA	CAA-CBA-CGA-O2A
22	1	602	CLA	CAA-CBA-CGA-O2A
22	3	312	CLA	CAA-CBA-CGA-O2A
22	3	313	CLA	CAA-CBA-CGA-O1A
22	3	314	CLA	CAA-CBA-CGA-O2A
22	5	602	CLA	CAA-CBA-CGA-O2A
22	7	312	CLA	CAA-CBA-CGA-O2A
22	7	313	CLA	CAA-CBA-CGA-O1A
22	7	314	CLA	CAA-CBA-CGA-O2A
24	e	101	HEM	CAD-CBD-CGD-O2D
25	4	306	CHL	CAA-CBA-CGA-O2A
25	8	306	CHL	CAA-CBA-CGA-O2A
22	C	507	CLA	CAA-CBA-CGA-O2A
22	b	608	CLA	CAA-CBA-CGA-O2A
22	b	610	CLA	CAA-CBA-CGA-O2A
22	R	308	CLA	CAA-CBA-CGA-O2A
22	Y	612	CLA	CAA-CBA-CGA-O1A
22	r	308	CLA	CAA-CBA-CGA-O2A
22	y	612	CLA	CAA-CBA-CGA-O1A
22	2	613	CLA	CAA-CBA-CGA-O1A
22	6	613	CLA	CAA-CBA-CGA-O1A
25	S	306	CHL	CAA-CBA-CGA-O2A
25	G	606	CHL	CAA-CBA-CGA-O2A
25	s	306	CHL	CAA-CBA-CGA-O2A
25	g	606	CHL	CAA-CBA-CGA-O2A
25	2	606	CHL	CAA-CBA-CGA-O1A
25	6	606	CHL	CAA-CBA-CGA-O1A
22	b	610	CLA	CAA-CBA-CGA-O1A
22	c	502	CLA	CAA-CBA-CGA-O2A
22	c	507	CLA	CAA-CBA-CGA-O1A
22	R	310	CLA	CAA-CBA-CGA-O2A
22	R	312	CLA	CAA-CBA-CGA-O1A
22	Y	613	CLA	CAA-CBA-CGA-O2A
22	r	310	CLA	CAA-CBA-CGA-O2A
22	r	312	CLA	CAA-CBA-CGA-O1A
22	y	613	CLA	CAA-CBA-CGA-O2A
22	3	304	CLA	CAA-CBA-CGA-O2A
22	3	311	CLA	CAA-CBA-CGA-O2A
22	7	304	CLA	CAA-CBA-CGA-O2A
22	7	311	CLA	CAA-CBA-CGA-O2A
25	1	606	CHL	CAA-CBA-CGA-O2A

*Continued on next page...*

*Continued from previous page...*

Mol	Chain	Res	Type	Atoms
25	5	606	CHL	CAA-CBA-CGA-O2A
22	A	403	CLA	CAA-CBA-CGA-O2A
22	B	608	CLA	CAA-CBA-CGA-O2A
22	b	601	CLA	CAA-CBA-CGA-O2A
22	b	603	CLA	CAA-CBA-CGA-O2A
22	b	613	CLA	CAA-CBA-CGA-O2A
22	c	504	CLA	CAA-CBA-CGA-O2A
22	R	302	CLA	CAA-CBA-CGA-O2A
22	S	312	CLA	CAA-CBA-CGA-O1A
22	N	611	CLA	CAA-CBA-CGA-O2A
22	r	302	CLA	CAA-CBA-CGA-O2A
22	s	312	CLA	CAA-CBA-CGA-O1A
22	n	611	CLA	CAA-CBA-CGA-O2A
22	2	612	CLA	CAA-CBA-CGA-O2A
22	6	612	CLA	CAA-CBA-CGA-O2A
23	d	402	PHO	C1A-C2A-CAA-CBA
22	R	311	CLA	C2A-CAA-CBA-CGA
22	r	311	CLA	C2A-CAA-CBA-CGA
22	D	404	CLA	CAA-CBA-CGA-O2A
22	G	610	CLA	CAA-CBA-CGA-O1A
22	N	603	CLA	CAA-CBA-CGA-O2A
22	Y	612	CLA	CAA-CBA-CGA-O2A
22	g	610	CLA	CAA-CBA-CGA-O1A
22	n	603	CLA	CAA-CBA-CGA-O2A
22	y	612	CLA	CAA-CBA-CGA-O2A
22	1	603	CLA	CAA-CBA-CGA-O2A
22	1	612	CLA	CAA-CBA-CGA-O2A
22	5	603	CLA	CAA-CBA-CGA-O2A
22	5	612	CLA	CAA-CBA-CGA-O2A
22	C	502	CLA	CAA-CBA-CGA-O2A
22	C	510	CLA	CAA-CBA-CGA-O1A
22	d	401	CLA	CAA-CBA-CGA-O2A
22	c	510	CLA	CAA-CBA-CGA-O1A
22	G	613	CLA	CAA-CBA-CGA-O2A
22	Y	614	CLA	CAA-CBA-CGA-O2A
22	g	613	CLA	CAA-CBA-CGA-O2A
22	y	614	CLA	CAA-CBA-CGA-O2A
22	R	311	CLA	CAA-CBA-CGA-O2A
22	G	614	CLA	CAA-CBA-CGA-O2A
22	N	614	CLA	CAA-CBA-CGA-O1A
22	r	311	CLA	CAA-CBA-CGA-O2A
22	g	614	CLA	CAA-CBA-CGA-O2A

*Continued on next page...*

*Continued from previous page...*

Mol	Chain	Res	Type	Atoms
22	n	614	CLA	CAA-CBA-CGA-O1A
22	3	313	CLA	CAA-CBA-CGA-O2A
22	7	313	CLA	CAA-CBA-CGA-O2A
22	d	404	CLA	CAA-CBA-CGA-O2A
22	G	613	CLA	CAA-CBA-CGA-O1A
22	N	613	CLA	CAA-CBA-CGA-O2A
22	g	613	CLA	CAA-CBA-CGA-O1A
22	n	613	CLA	CAA-CBA-CGA-O2A
25	G	609	CHL	CAA-CBA-CGA-O2A
25	g	609	CHL	CAA-CBA-CGA-O2A
22	b	612	CLA	CAA-CBA-CGA-O2A
22	d	401	CLA	CAA-CBA-CGA-O1A
22	Y	613	CLA	CAA-CBA-CGA-O1A
22	y	613	CLA	CAA-CBA-CGA-O1A
22	2	609	CLA	CAA-CBA-CGA-O1A
22	2	611	CLA	CAA-CBA-CGA-O2A
22	2	612	CLA	CAA-CBA-CGA-O1A
22	6	609	CLA	CAA-CBA-CGA-O1A
22	6	611	CLA	CAA-CBA-CGA-O2A
22	6	612	CLA	CAA-CBA-CGA-O1A
25	G	606	CHL	CAA-CBA-CGA-O1A
25	g	606	CHL	CAA-CBA-CGA-O1A
25	1	606	CHL	CAA-CBA-CGA-O1A
25	5	606	CHL	CAA-CBA-CGA-O1A
22	C	502	CLA	CAA-CBA-CGA-O1A
22	b	613	CLA	CAA-CBA-CGA-O1A
22	c	504	CLA	CAA-CBA-CGA-O1A
22	c	505	CLA	CAA-CBA-CGA-O2A
22	2	603	CLA	CAA-CBA-CGA-O2A
22	3	311	CLA	CAA-CBA-CGA-O1A
22	6	603	CLA	CAA-CBA-CGA-O2A
22	7	311	CLA	CAA-CBA-CGA-O1A
24	e	101	HEM	CAD-CBD-CGD-O1D
22	D	403	CLA	CAA-CBA-CGA-O1A
25	N	609	CHL	CAA-CBA-CGA-O1A
25	n	609	CHL	CAA-CBA-CGA-O1A
25	3	307	CHL	CAA-CBA-CGA-O1A
25	3	307	CHL	CAA-CBA-CGA-O2A
25	7	307	CHL	CAA-CBA-CGA-O1A
25	7	307	CHL	CAA-CBA-CGA-O2A
25	N	609	CHL	CAA-CBA-CGA-O2A
25	n	609	CHL	CAA-CBA-CGA-O2A

*Continued on next page...*

*Continued from previous page...*

Mol	Chain	Res	Type	Atoms
25	1	609	CHL	CAA-CBA-CGA-O1A
25	3	309	CHL	CAA-CBA-CGA-O1A
25	5	609	CHL	CAA-CBA-CGA-O1A
25	7	309	CHL	CAA-CBA-CGA-O1A
22	C	507	CLA	CAA-CBA-CGA-O1A
22	2	611	CLA	CAA-CBA-CGA-O1A
22	6	611	CLA	CAA-CBA-CGA-O1A
25	3	309	CHL	CAA-CBA-CGA-O2A
25	7	309	CHL	CAA-CBA-CGA-O2A
22	D	404	CLA	CAA-CBA-CGA-O1A
22	d	404	CLA	CAA-CBA-CGA-O1A
22	c	503	CLA	CAA-CBA-CGA-O2A
22	S	313	CLA	CAA-CBA-CGA-O2A
22	G	611	CLA	CAA-CBA-CGA-O2A
22	s	313	CLA	CAA-CBA-CGA-O2A
22	g	611	CLA	CAA-CBA-CGA-O2A
25	G	609	CHL	CAA-CBA-CGA-O1A
25	g	609	CHL	CAA-CBA-CGA-O1A
25	1	609	CHL	CAA-CBA-CGA-O2A
25	5	609	CHL	CAA-CBA-CGA-O2A
22	d	403	CLA	C2C-C3C-CAC-CBC
22	N	613	CLA	CAA-CBA-CGA-O1A
22	n	613	CLA	CAA-CBA-CGA-O1A
22	b	612	CLA	CAA-CBA-CGA-O1A
22	c	505	CLA	CAA-CBA-CGA-O1A
22	G	604	CLA	CAA-CBA-CGA-O1A
22	g	604	CLA	CAA-CBA-CGA-O1A
25	S	307	CHL	CAA-CBA-CGA-O1A
25	s	307	CHL	CAA-CBA-CGA-O1A
22	A	403	CLA	C3A-C2A-CAA-CBA
22	a	403	CLA	C3A-C2A-CAA-CBA
22	b	614	CLA	C3A-C2A-CAA-CBA
22	R	301	CLA	C3A-C2A-CAA-CBA
22	G	604	CLA	C3A-C2A-CAA-CBA
22	G	612	CLA	C3A-C2A-CAA-CBA
22	N	610	CLA	C3A-C2A-CAA-CBA
22	Y	604	CLA	C3A-C2A-CAA-CBA
22	Y	614	CLA	C3A-C2A-CAA-CBA
22	r	301	CLA	C3A-C2A-CAA-CBA
22	g	604	CLA	C3A-C2A-CAA-CBA
22	g	612	CLA	C3A-C2A-CAA-CBA
22	n	610	CLA	C3A-C2A-CAA-CBA

*Continued on next page...*

*Continued from previous page...*

Mol	Chain	Res	Type	Atoms
22	y	604	CLA	C3A-C2A-CAA-CBA
22	y	614	CLA	C3A-C2A-CAA-CBA
22	1	614	CLA	C3A-C2A-CAA-CBA
22	3	314	CLA	C3A-C2A-CAA-CBA
22	5	614	CLA	C3A-C2A-CAA-CBA
22	7	314	CLA	C3A-C2A-CAA-CBA
22	B	602	CLA	CAA-CBA-CGA-O2A
22	C	504	CLA	CAA-CBA-CGA-O2A
22	Y	603	CLA	CAA-CBA-CGA-O2A
22	y	603	CLA	CAA-CBA-CGA-O2A
22	2	603	CLA	CAA-CBA-CGA-O1A
22	6	603	CLA	CAA-CBA-CGA-O1A
22	B	601	CLA	CAD-CBD-CGD-O2D
22	a	405	CLA	CAD-CBD-CGD-O2D
22	b	606	CLA	CAD-CBD-CGD-O2D
22	b	616	CLA	CAD-CBD-CGD-O2D
22	R	309	CLA	CAD-CBD-CGD-O2D
22	S	301	CLA	CAD-CBD-CGD-O2D
22	S	309	CLA	CAD-CBD-CGD-O2D
22	G	604	CLA	CAD-CBD-CGD-O2D
22	G	610	CLA	CAD-CBD-CGD-O2D
22	N	610	CLA	CAD-CBD-CGD-O2D
22	Y	610	CLA	CAD-CBD-CGD-O2D
22	Y	614	CLA	CAD-CBD-CGD-O2D
22	r	309	CLA	CAD-CBD-CGD-O2D
22	s	309	CLA	CAD-CBD-CGD-O2D
22	g	604	CLA	CAD-CBD-CGD-O2D
22	g	610	CLA	CAD-CBD-CGD-O2D
22	n	610	CLA	CAD-CBD-CGD-O2D
22	y	610	CLA	CAD-CBD-CGD-O2D
22	y	614	CLA	CAD-CBD-CGD-O2D
22	2	603	CLA	CAD-CBD-CGD-O2D
22	3	304	CLA	CAD-CBD-CGD-O2D
22	3	310	CLA	CAD-CBD-CGD-O2D
22	4	302	CLA	CAD-CBD-CGD-O2D
22	4	303	CLA	CAD-CBD-CGD-O2D
22	4	310	CLA	CAD-CBD-CGD-O2D
22	6	603	CLA	CAD-CBD-CGD-O2D
22	7	304	CLA	CAD-CBD-CGD-O2D
22	7	310	CLA	CAD-CBD-CGD-O2D
22	8	302	CLA	CAD-CBD-CGD-O2D
22	8	303	CLA	CAD-CBD-CGD-O2D

*Continued on next page...*



*Continued from previous page...*

Mol	Chain	Res	Type	Atoms
22	8	310	CLA	CAD-CBD-CGD-O2D
25	N	608	CHL	CAD-CBD-CGD-O2D
25	Y	608	CHL	CAD-CBD-CGD-O2D
25	n	608	CHL	CAD-CBD-CGD-O2D
25	y	608	CHL	CAD-CBD-CGD-O2D
25	1	608	CHL	CAD-CBD-CGD-O2D
25	5	608	CHL	CAD-CBD-CGD-O2D
22	c	503	CLA	CAA-CBA-CGA-O1A
22	S	314	CLA	CAA-CBA-CGA-O2A
22	G	603	CLA	CAA-CBA-CGA-O2A
22	s	314	CLA	CAA-CBA-CGA-O2A
22	g	603	CLA	CAA-CBA-CGA-O2A
22	1	611	CLA	CAA-CBA-CGA-O2A
22	4	309	CLA	CAA-CBA-CGA-O2A
22	5	611	CLA	CAA-CBA-CGA-O2A
22	8	309	CLA	CAA-CBA-CGA-O2A
22	G	611	CLA	CAA-CBA-CGA-O1A
22	g	611	CLA	CAA-CBA-CGA-O1A
22	1	610	CLA	CAA-CBA-CGA-O1A
22	1	611	CLA	CAA-CBA-CGA-O1A
22	4	309	CLA	CAA-CBA-CGA-O1A
22	5	610	CLA	CAA-CBA-CGA-O1A
22	5	611	CLA	CAA-CBA-CGA-O1A
22	8	309	CLA	CAA-CBA-CGA-O1A
22	b	604	CLA	C2C-C3C-CAC-CBC
22	Y	603	CLA	CAA-CBA-CGA-O1A
22	y	603	CLA	CAA-CBA-CGA-O1A
22	R	311	CLA	CAA-CBA-CGA-O1A
22	S	314	CLA	CAA-CBA-CGA-O1A
22	r	311	CLA	CAA-CBA-CGA-O1A
22	s	314	CLA	CAA-CBA-CGA-O1A
22	1	610	CLA	CAA-CBA-CGA-O2A
22	5	610	CLA	CAA-CBA-CGA-O2A
25	Y	609	CHL	CAA-CBA-CGA-O2A
25	y	609	CHL	CAA-CBA-CGA-O2A
22	A	403	CLA	CHA-CBD-CGD-O1D
22	A	403	CLA	CHA-CBD-CGD-O2D
22	B	607	CLA	CHA-CBD-CGD-O1D
22	B	610	CLA	CHA-CBD-CGD-O1D
22	B	610	CLA	CHA-CBD-CGD-O2D
22	B	614	CLA	CHA-CBD-CGD-O2D
22	B	615	CLA	CHA-CBD-CGD-O2D

*Continued on next page...*

*Continued from previous page...*

<b>Mol</b>	<b>Chain</b>	<b>Res</b>	<b>Type</b>	<b>Atoms</b>
22	C	502	CLA	CHA-CBD-CGD-O1D
22	C	502	CLA	CHA-CBD-CGD-O2D
22	C	504	CLA	CHA-CBD-CGD-O2D
22	C	506	CLA	CHA-CBD-CGD-O1D
22	C	506	CLA	CHA-CBD-CGD-O2D
22	C	507	CLA	CHA-CBD-CGD-O1D
22	C	507	CLA	CHA-CBD-CGD-O2D
22	C	508	CLA	CHA-CBD-CGD-O1D
22	C	508	CLA	CHA-CBD-CGD-O2D
22	C	509	CLA	CHA-CBD-CGD-O1D
22	C	509	CLA	CHA-CBD-CGD-O2D
22	C	511	CLA	CHA-CBD-CGD-O1D
22	C	511	CLA	CHA-CBD-CGD-O2D
22	C	512	CLA	CHA-CBD-CGD-O1D
22	D	401	CLA	CHA-CBD-CGD-O1D
22	D	401	CLA	CHA-CBD-CGD-O2D
22	a	403	CLA	CHA-CBD-CGD-O1D
22	a	403	CLA	CHA-CBD-CGD-O2D
22	b	607	CLA	CHA-CBD-CGD-O1D
22	b	607	CLA	CHA-CBD-CGD-O2D
22	b	610	CLA	CHA-CBD-CGD-O1D
22	b	610	CLA	CHA-CBD-CGD-O2D
22	b	615	CLA	CHA-CBD-CGD-O1D
22	b	615	CLA	CHA-CBD-CGD-O2D
22	c	502	CLA	CHA-CBD-CGD-O1D
22	c	502	CLA	CHA-CBD-CGD-O2D
22	c	503	CLA	CHA-CBD-CGD-O2D
22	c	506	CLA	CHA-CBD-CGD-O1D
22	c	506	CLA	CHA-CBD-CGD-O2D
22	c	507	CLA	CHA-CBD-CGD-O1D
22	c	507	CLA	CHA-CBD-CGD-O2D
22	c	508	CLA	CHA-CBD-CGD-O1D
22	c	508	CLA	CHA-CBD-CGD-O2D
22	c	509	CLA	CHA-CBD-CGD-O1D
22	c	509	CLA	CHA-CBD-CGD-O2D
22	S	303	CLA	CHA-CBD-CGD-O1D
22	S	303	CLA	CHA-CBD-CGD-O2D
22	S	304	CLA	CHA-CBD-CGD-O2D
22	S	305	CLA	CHA-CBD-CGD-O1D
22	S	310	CLA	CHA-CBD-CGD-O1D
22	S	310	CLA	CHA-CBD-CGD-O2D
22	G	602	CLA	CHA-CBD-CGD-O1D

*Continued on next page...*

*Continued from previous page...*

Mol	Chain	Res	Type	Atoms
22	G	602	CLA	CHA-CBD-CGD-O2D
22	G	612	CLA	CHA-CBD-CGD-O1D
22	G	612	CLA	CHA-CBD-CGD-O2D
22	N	602	CLA	CHA-CBD-CGD-O1D
22	N	602	CLA	CHA-CBD-CGD-O2D
22	N	604	CLA	CHA-CBD-CGD-O1D
22	N	604	CLA	CHA-CBD-CGD-O2D
22	Y	602	CLA	CHA-CBD-CGD-O1D
22	Y	602	CLA	CHA-CBD-CGD-O2D
22	s	303	CLA	CHA-CBD-CGD-O1D
22	s	303	CLA	CHA-CBD-CGD-O2D
22	s	304	CLA	CHA-CBD-CGD-O2D
22	s	305	CLA	CHA-CBD-CGD-O1D
22	s	310	CLA	CHA-CBD-CGD-O1D
22	s	310	CLA	CHA-CBD-CGD-O2D
22	g	602	CLA	CHA-CBD-CGD-O1D
22	g	602	CLA	CHA-CBD-CGD-O2D
22	g	612	CLA	CHA-CBD-CGD-O1D
22	g	612	CLA	CHA-CBD-CGD-O2D
22	n	602	CLA	CHA-CBD-CGD-O1D
22	n	602	CLA	CHA-CBD-CGD-O2D
22	n	604	CLA	CHA-CBD-CGD-O1D
22	n	604	CLA	CHA-CBD-CGD-O2D
22	y	602	CLA	CHA-CBD-CGD-O1D
22	y	602	CLA	CHA-CBD-CGD-O2D
22	1	602	CLA	CHA-CBD-CGD-O1D
22	1	612	CLA	CHA-CBD-CGD-O1D
22	1	612	CLA	CHA-CBD-CGD-O2D
22	2	602	CLA	CHA-CBD-CGD-O1D
22	2	602	CLA	CHA-CBD-CGD-O2D
22	2	611	CLA	CHA-CBD-CGD-O2D
22	3	303	CLA	CHA-CBD-CGD-O1D
22	3	303	CLA	CHA-CBD-CGD-O2D
22	3	312	CLA	CHA-CBD-CGD-O1D
22	3	312	CLA	CHA-CBD-CGD-O2D
22	4	304	CLA	CHA-CBD-CGD-O2D
22	5	602	CLA	CHA-CBD-CGD-O1D
22	5	612	CLA	CHA-CBD-CGD-O1D
22	5	612	CLA	CHA-CBD-CGD-O2D
22	6	602	CLA	CHA-CBD-CGD-O1D
22	6	602	CLA	CHA-CBD-CGD-O2D
22	6	611	CLA	CHA-CBD-CGD-O2D

*Continued on next page...*

*Continued from previous page...*

Mol	Chain	Res	Type	Atoms
22	7	303	CLA	CHA-CBD-CGD-O1D
22	7	303	CLA	CHA-CBD-CGD-O2D
22	7	312	CLA	CHA-CBD-CGD-O1D
22	7	312	CLA	CHA-CBD-CGD-O2D
22	8	304	CLA	CHA-CBD-CGD-O2D
25	G	609	CHL	CHA-CBD-CGD-O2D
25	N	609	CHL	CHA-CBD-CGD-O1D
25	N	609	CHL	CHA-CBD-CGD-O2D
25	Y	605	CHL	CHA-CBD-CGD-O2D
25	g	609	CHL	CHA-CBD-CGD-O2D
25	n	609	CHL	CHA-CBD-CGD-O1D
25	n	609	CHL	CHA-CBD-CGD-O2D
25	y	605	CHL	CHA-CBD-CGD-O2D
25	2	605	CHL	CHA-CBD-CGD-O1D
25	3	301	CHL	CHA-CBD-CGD-O1D
25	3	301	CHL	CHA-CBD-CGD-O2D
25	3	309	CHL	CHA-CBD-CGD-O1D
25	3	309	CHL	CHA-CBD-CGD-O2D
25	4	306	CHL	CHA-CBD-CGD-O1D
25	4	306	CHL	CHA-CBD-CGD-O2D
25	6	605	CHL	CHA-CBD-CGD-O1D
25	7	301	CHL	CHA-CBD-CGD-O1D
25	7	301	CHL	CHA-CBD-CGD-O2D
25	7	309	CHL	CHA-CBD-CGD-O1D
25	7	309	CHL	CHA-CBD-CGD-O2D
25	8	306	CHL	CHA-CBD-CGD-O1D
25	8	306	CHL	CHA-CBD-CGD-O2D
22	C	504	CLA	CAA-CBA-CGA-O1A
22	S	303	CLA	CAA-CBA-CGA-O2A
22	S	313	CLA	CAA-CBA-CGA-O1A
22	G	603	CLA	CAA-CBA-CGA-O1A
22	s	303	CLA	CAA-CBA-CGA-O2A
22	s	313	CLA	CAA-CBA-CGA-O1A
22	g	603	CLA	CAA-CBA-CGA-O1A
25	S	307	CHL	CAA-CBA-CGA-O2A
25	s	307	CHL	CAA-CBA-CGA-O2A
22	R	312	CLA	C2A-CAA-CBA-CGA
22	N	603	CLA	C2A-CAA-CBA-CGA
22	N	613	CLA	C2A-CAA-CBA-CGA
22	r	312	CLA	C2A-CAA-CBA-CGA
22	n	603	CLA	C2A-CAA-CBA-CGA
22	n	613	CLA	C2A-CAA-CBA-CGA

*Continued on next page...*

*Continued from previous page...*

Mol	Chain	Res	Type	Atoms
22	2	603	CLA	C2A-CAA-CBA-CGA
22	6	603	CLA	C2A-CAA-CBA-CGA
25	N	607	CHL	C2A-CAA-CBA-CGA
25	n	607	CHL	C2A-CAA-CBA-CGA
25	Y	609	CHL	CAA-CBA-CGA-O1A
25	y	609	CHL	CAA-CBA-CGA-O1A
22	3	305	CLA	CAA-CBA-CGA-O1A
22	7	305	CLA	CAA-CBA-CGA-O1A
25	G	606	CHL	C2C-C3C-CAC-CBC
25	g	606	CHL	C2C-C3C-CAC-CBC
22	G	610	CLA	CAA-CBA-CGA-O2A
22	N	610	CLA	CAA-CBA-CGA-O1A
22	g	610	CLA	CAA-CBA-CGA-O2A
22	n	610	CLA	CAA-CBA-CGA-O1A
22	G	604	CLA	CAA-CBA-CGA-O2A
22	g	604	CLA	CAA-CBA-CGA-O2A
22	S	304	CLA	C2A-CAA-CBA-CGA
22	s	304	CLA	C2A-CAA-CBA-CGA
22	2	612	CLA	C2A-CAA-CBA-CGA
22	6	612	CLA	C2A-CAA-CBA-CGA
22	2	604	CLA	CAA-CBA-CGA-O1A
22	6	604	CLA	CAA-CBA-CGA-O1A
25	G	608	CHL	CAA-CBA-CGA-O1A
25	g	608	CHL	CAA-CBA-CGA-O1A
22	B	602	CLA	CAA-CBA-CGA-O1A
22	D	403	CLA	CAA-CBA-CGA-O2A
22	c	511	CLA	C1A-C2A-CAA-CBA
22	N	602	CLA	C1A-C2A-CAA-CBA
22	N	610	CLA	C1A-C2A-CAA-CBA
22	Y	610	CLA	C1A-C2A-CAA-CBA
22	n	602	CLA	C1A-C2A-CAA-CBA
22	n	610	CLA	C1A-C2A-CAA-CBA
22	y	610	CLA	C1A-C2A-CAA-CBA
22	1	610	CLA	C1A-C2A-CAA-CBA
22	1	612	CLA	C1A-C2A-CAA-CBA
22	2	609	CLA	C1A-C2A-CAA-CBA
22	3	303	CLA	C1A-C2A-CAA-CBA
22	3	312	CLA	C1A-C2A-CAA-CBA
22	5	610	CLA	C1A-C2A-CAA-CBA
22	5	612	CLA	C1A-C2A-CAA-CBA
22	6	609	CLA	C1A-C2A-CAA-CBA
22	7	303	CLA	C1A-C2A-CAA-CBA

*Continued on next page...*

*Continued from previous page...*

Mol	Chain	Res	Type	Atoms
22	7	312	CLA	C1A-C2A-CAA-CBA
25	4	301	CHL	C1A-C2A-CAA-CBA
25	8	301	CHL	C1A-C2A-CAA-CBA
22	2	609	CLA	CAA-CBA-CGA-O2A
22	6	609	CLA	CAA-CBA-CGA-O2A
22	b	613	CLA	C2A-CAA-CBA-CGA
22	3	313	CLA	C2A-CAA-CBA-CGA
22	7	313	CLA	C2A-CAA-CBA-CGA
22	d	403	CLA	CAA-CBA-CGA-O2A
22	S	303	CLA	CAA-CBA-CGA-O1A
22	Y	610	CLA	CAA-CBA-CGA-O2A
22	s	303	CLA	CAA-CBA-CGA-O1A
22	y	610	CLA	CAA-CBA-CGA-O2A
25	N	608	CHL	CAA-CBA-CGA-O2A
25	n	608	CHL	CAA-CBA-CGA-O2A
25	1	608	CHL	CAA-CBA-CGA-O2A
25	5	608	CHL	CAA-CBA-CGA-O2A
25	2	607	CHL	CAA-CBA-CGA-O2A
25	6	607	CHL	CAA-CBA-CGA-O2A
25	4	308	CHL	CAA-CBA-CGA-O2A
25	8	308	CHL	CAA-CBA-CGA-O2A
22	Y	612	CLA	C2A-CAA-CBA-CGA
22	y	612	CLA	C2A-CAA-CBA-CGA
22	3	304	CLA	C2A-CAA-CBA-CGA
22	7	304	CLA	C2A-CAA-CBA-CGA
22	S	310	CLA	CAA-CBA-CGA-O2A
22	s	310	CLA	CAA-CBA-CGA-O2A
22	d	403	CLA	CAA-CBA-CGA-O1A
22	3	305	CLA	CAA-CBA-CGA-O2A
22	7	305	CLA	CAA-CBA-CGA-O2A
22	B	614	CLA	CAD-CBD-CGD-O1D
22	B	615	CLA	CAD-CBD-CGD-O1D
22	B	616	CLA	CAD-CBD-CGD-O1D
22	R	308	CLA	CAD-CBD-CGD-O1D
22	S	305	CLA	CAD-CBD-CGD-O1D
22	N	611	CLA	CAD-CBD-CGD-O1D
22	Y	604	CLA	CAD-CBD-CGD-O1D
22	r	308	CLA	CAD-CBD-CGD-O1D
22	s	305	CLA	CAD-CBD-CGD-O1D
22	n	611	CLA	CAD-CBD-CGD-O1D
22	y	604	CLA	CAD-CBD-CGD-O1D
25	1	607	CHL	CAD-CBD-CGD-O1D

*Continued on next page...*

*Continued from previous page...*

Mol	Chain	Res	Type	Atoms
25	4	307	CHL	CAD-CBD-CGD-O1D
25	5	607	CHL	CAD-CBD-CGD-O1D
25	8	307	CHL	CAD-CBD-CGD-O1D
22	b	604	CLA	C4C-C3C-CAC-CBC
25	Y	608	CHL	CAA-CBA-CGA-O2A
25	y	608	CHL	CAA-CBA-CGA-O2A
22	Y	613	CLA	C2A-CAA-CBA-CGA
22	y	613	CLA	C2A-CAA-CBA-CGA
25	G	609	CHL	C3A-C2A-CAA-CBA
25	N	609	CHL	C3A-C2A-CAA-CBA
25	g	609	CHL	C3A-C2A-CAA-CBA
25	n	609	CHL	C3A-C2A-CAA-CBA
25	N	608	CHL	CAA-CBA-CGA-O1A
25	n	608	CHL	CAA-CBA-CGA-O1A
22	N	610	CLA	CAA-CBA-CGA-O2A
22	n	610	CLA	CAA-CBA-CGA-O2A
22	2	604	CLA	CAA-CBA-CGA-O2A
22	6	604	CLA	CAA-CBA-CGA-O2A
25	R	304	CHL	CAA-CBA-CGA-O1A
25	G	608	CHL	CAA-CBA-CGA-O2A
25	r	304	CHL	CAA-CBA-CGA-O1A
25	g	608	CHL	CAA-CBA-CGA-O2A
25	G	606	CHL	C4C-C3C-CAC-CBC
25	g	606	CHL	C4C-C3C-CAC-CBC
25	R	304	CHL	CAA-CBA-CGA-O2A
25	r	304	CHL	CAA-CBA-CGA-O2A
22	S	310	CLA	CAA-CBA-CGA-O1A
22	s	310	CLA	CAA-CBA-CGA-O1A
25	3	308	CHL	CAA-CBA-CGA-O1A
25	7	308	CHL	CAA-CBA-CGA-O1A

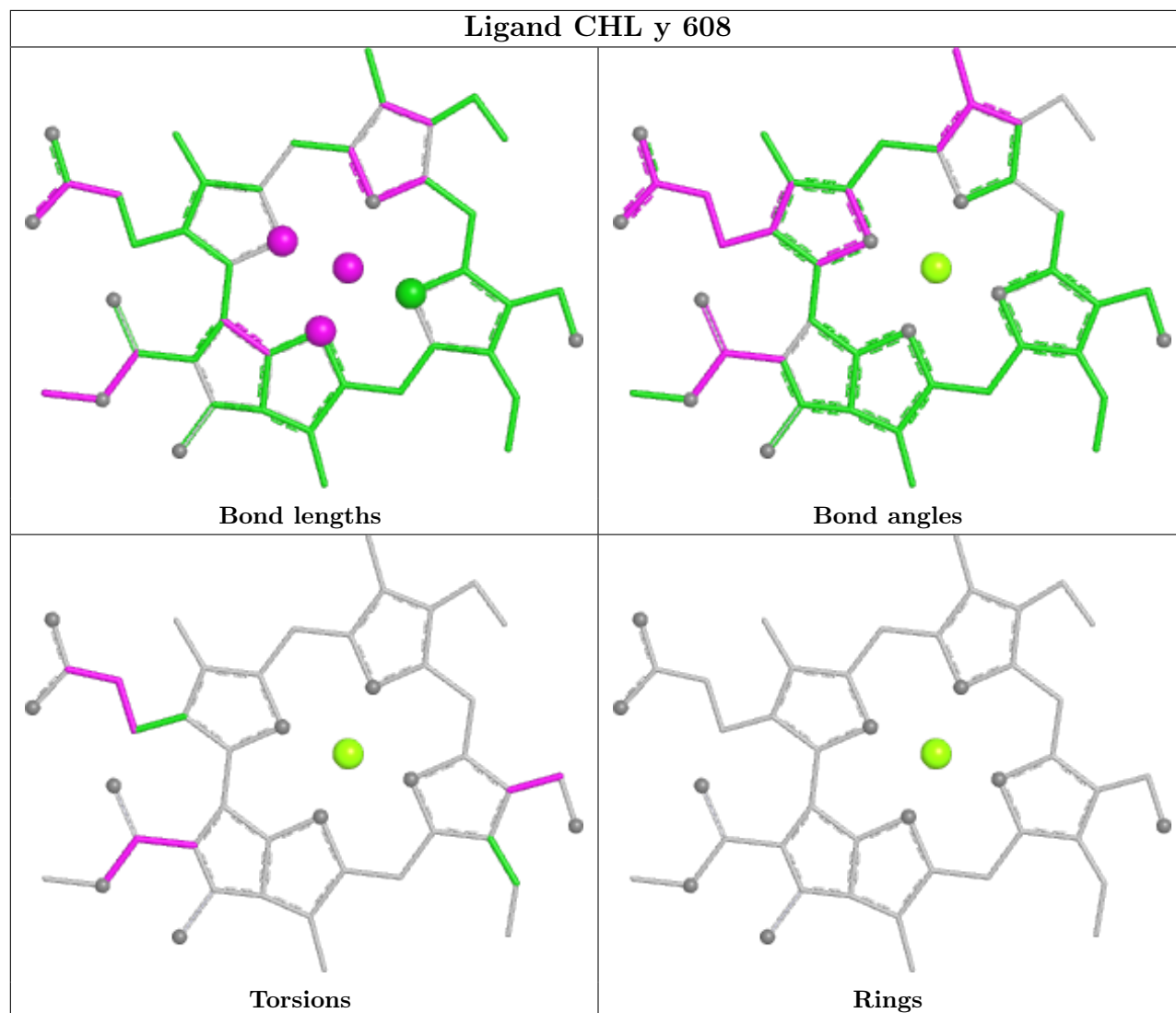
There are no ring outliers.

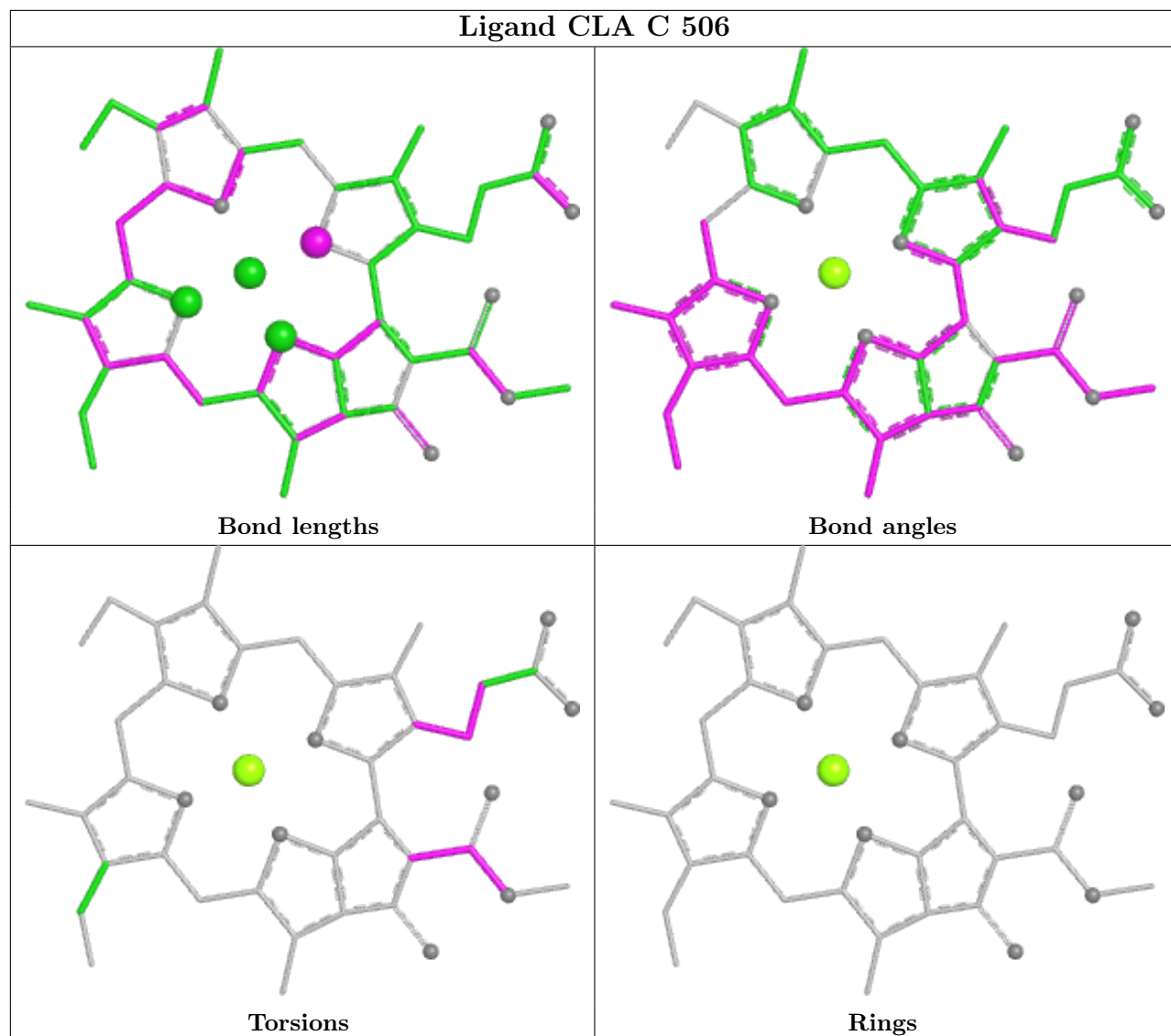
No monomer is involved in short contacts.

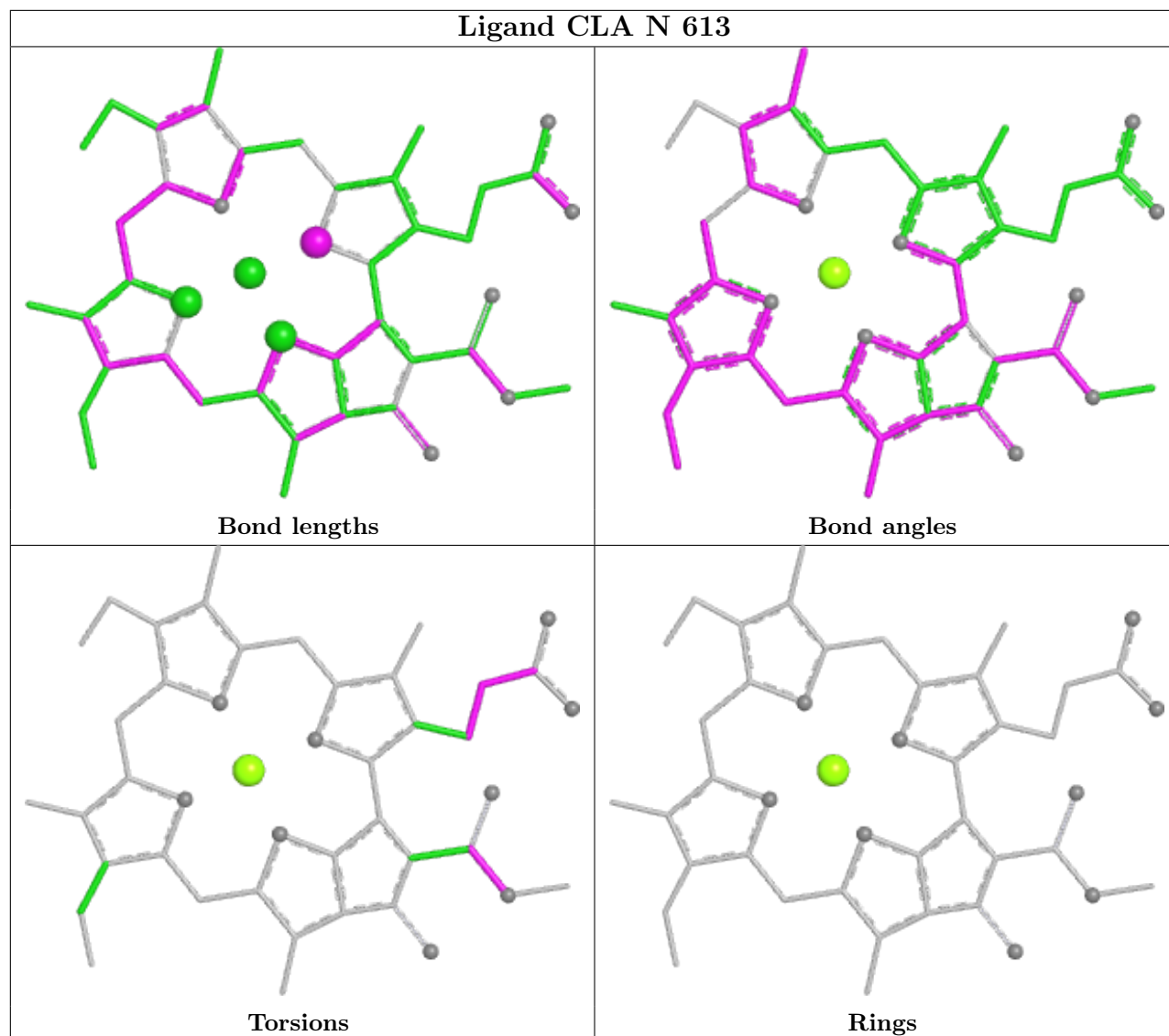
The following is a two-dimensional graphical depiction of Mogul quality analysis of bond lengths, bond angles, torsion angles, and ring geometry for all instances of the Ligand of Interest. In addition, ligands with molecular weight > 250 and outliers as shown on the validation Tables will also be included. For torsion angles, if less than 5% of the Mogul distribution of torsion angles is within 10 degrees of the torsion angle in question, then that torsion angle is considered an outlier. Any bond that is central to one or more torsion angles identified as an outlier by Mogul will be highlighted in the graph. For rings, the root-mean-square deviation (RMSD) between the ring in question and similar rings identified by Mogul is calculated over all ring torsion angles. If the average RMSD is greater than 60 degrees and the minimal RMSD between the ring in question and

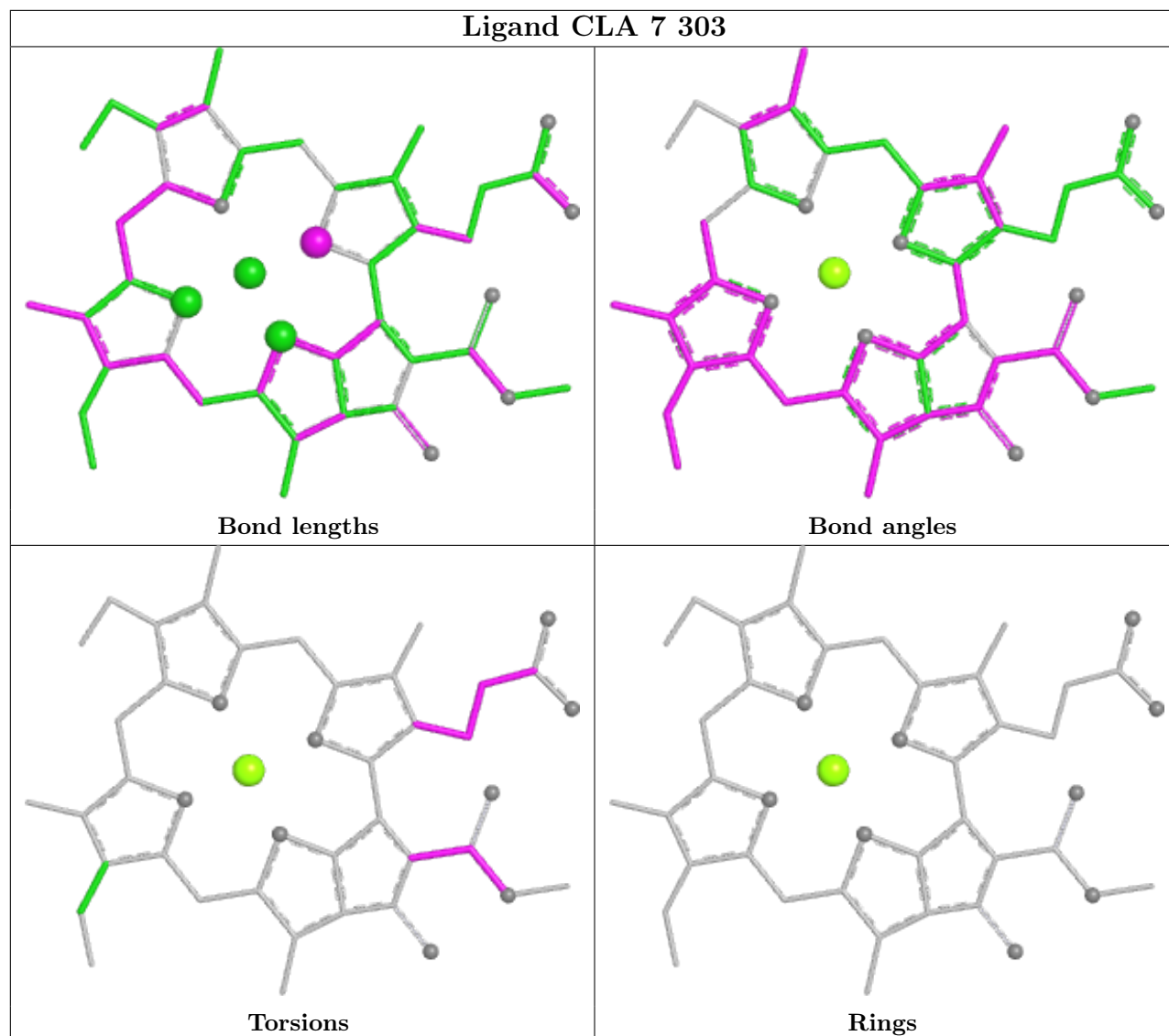


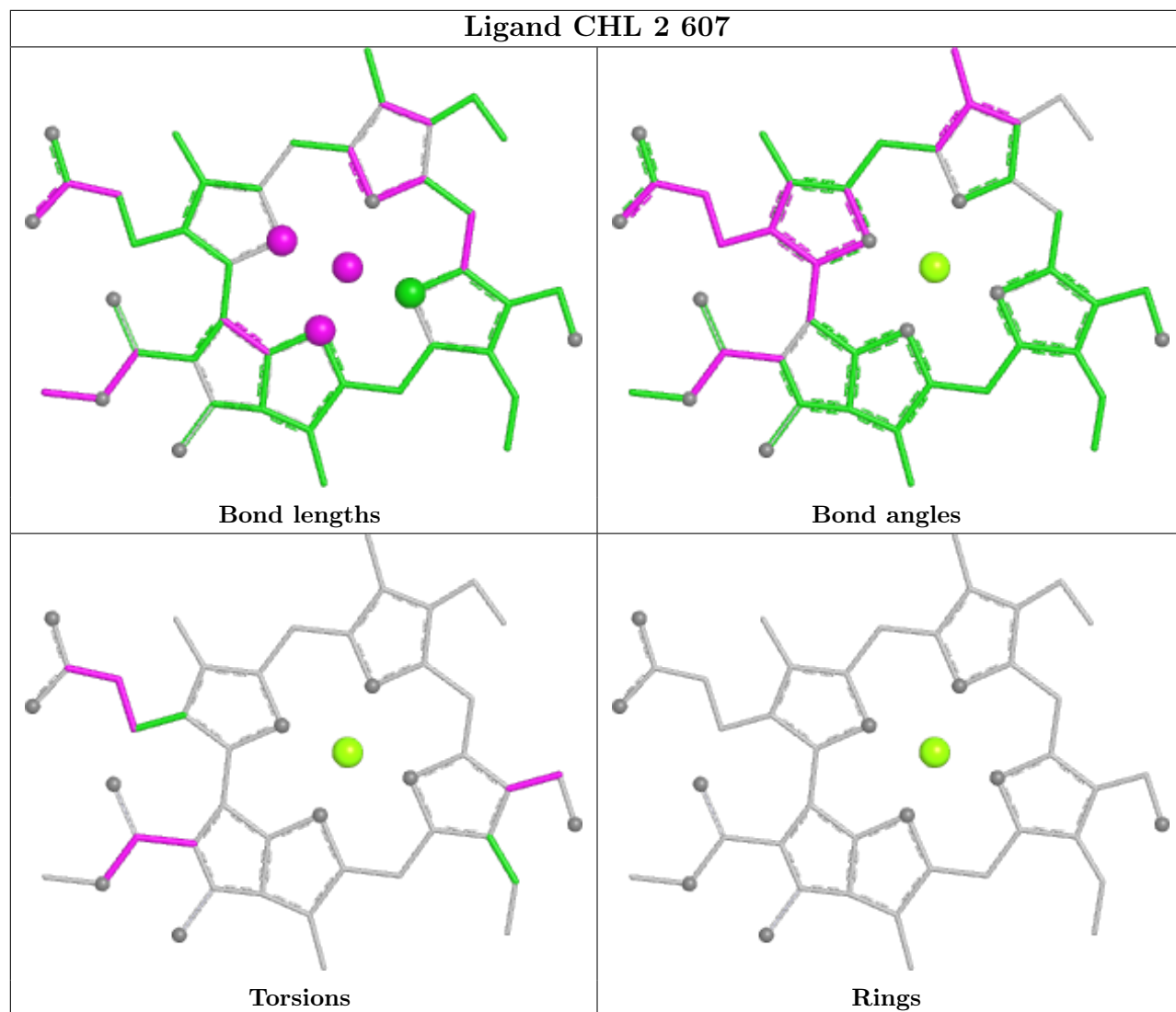
any Mogul-identified rings is also greater than 60 degrees, then that ring is considered an outlier. The outliers are highlighted in purple. The color gray indicates Mogul did not find sufficient equivalents in the CSD to analyse the geometry.

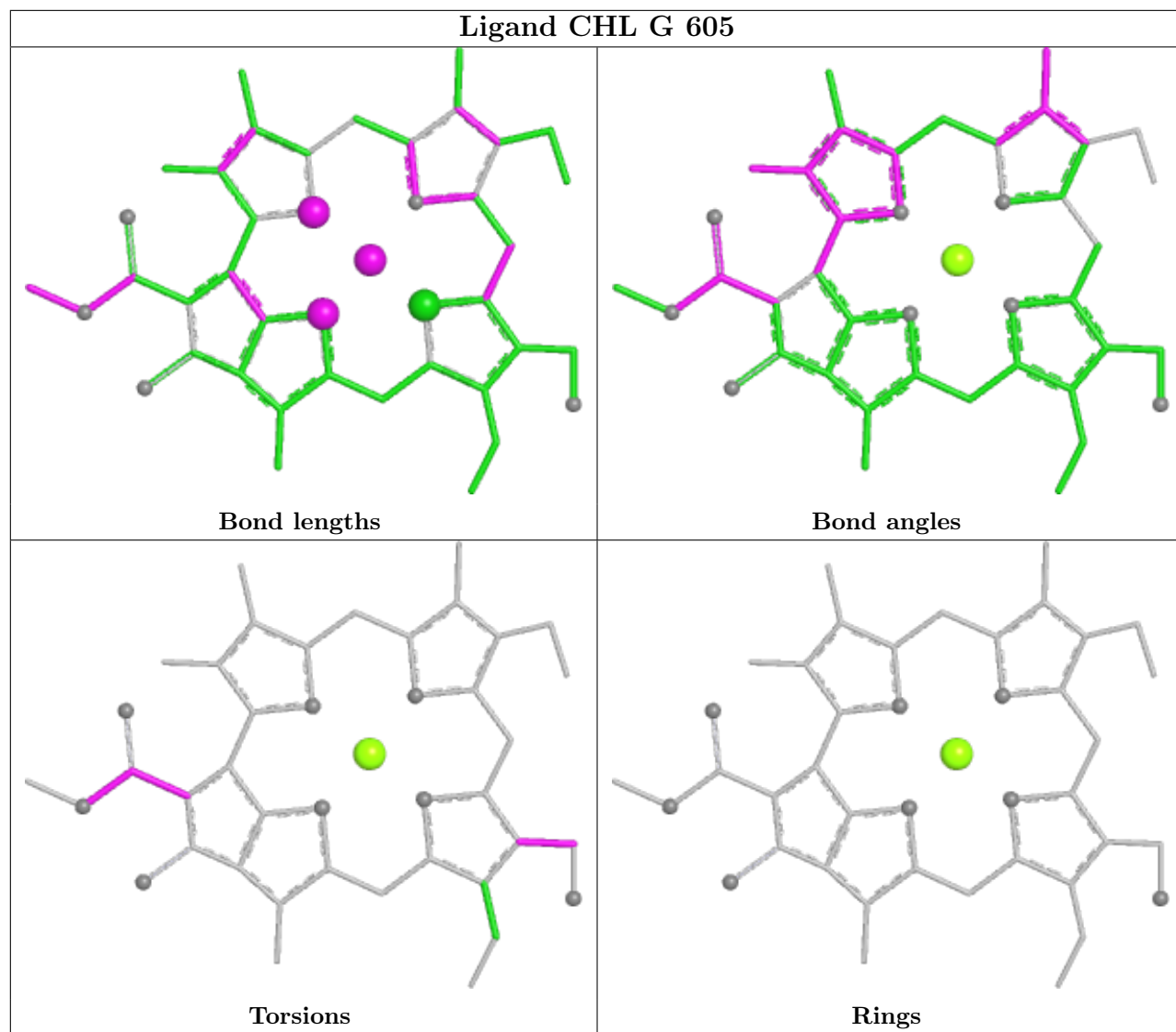


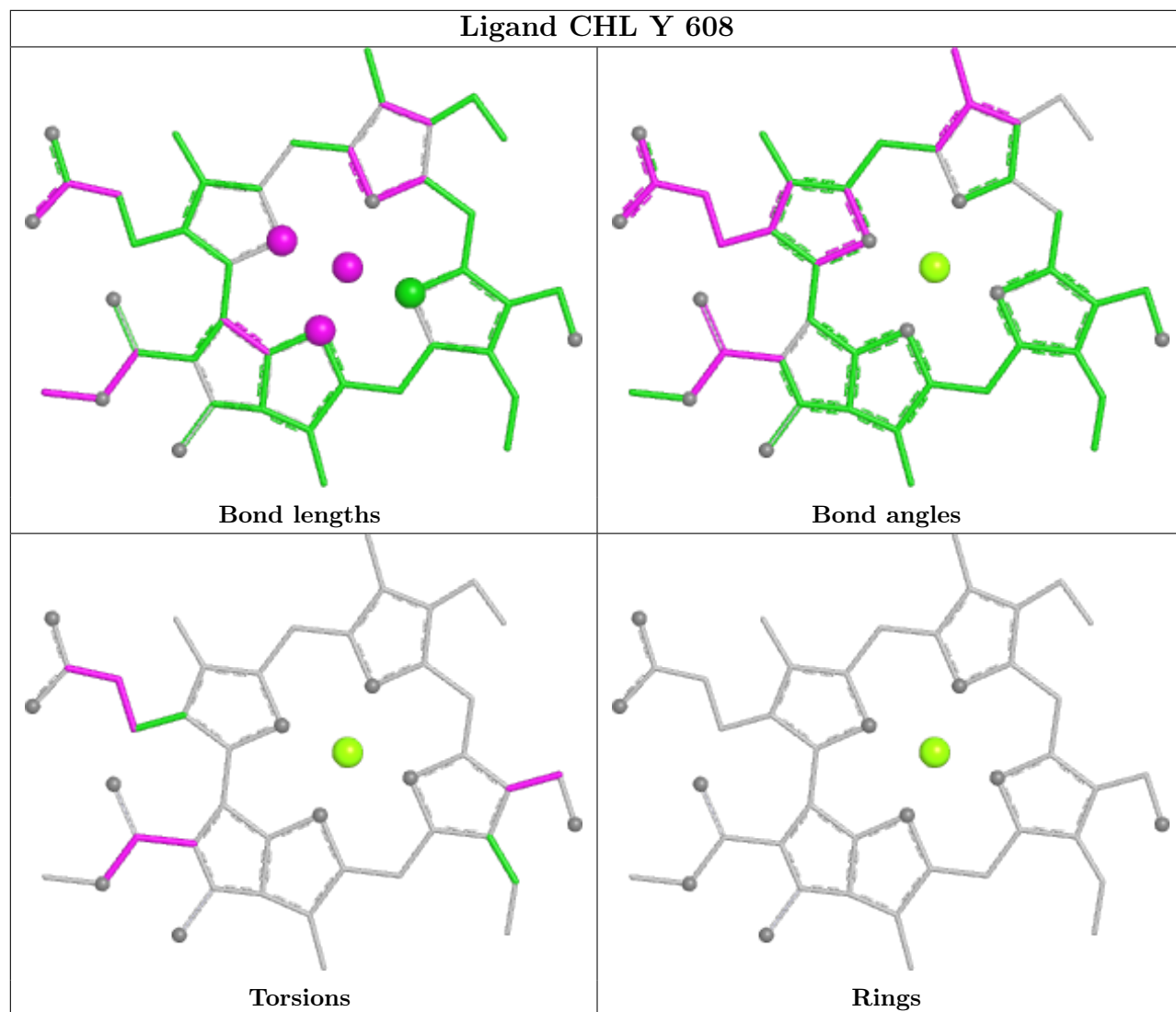




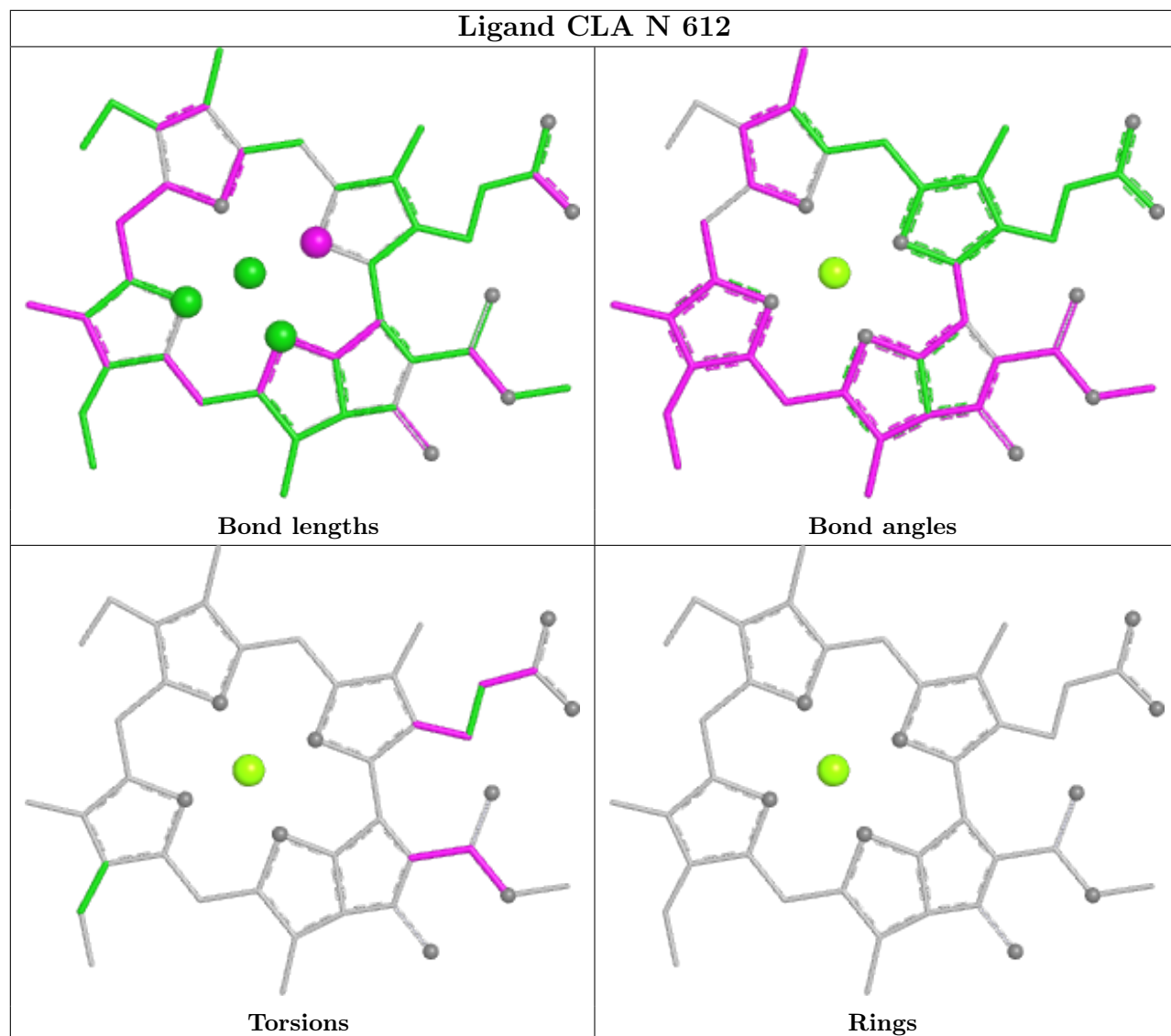


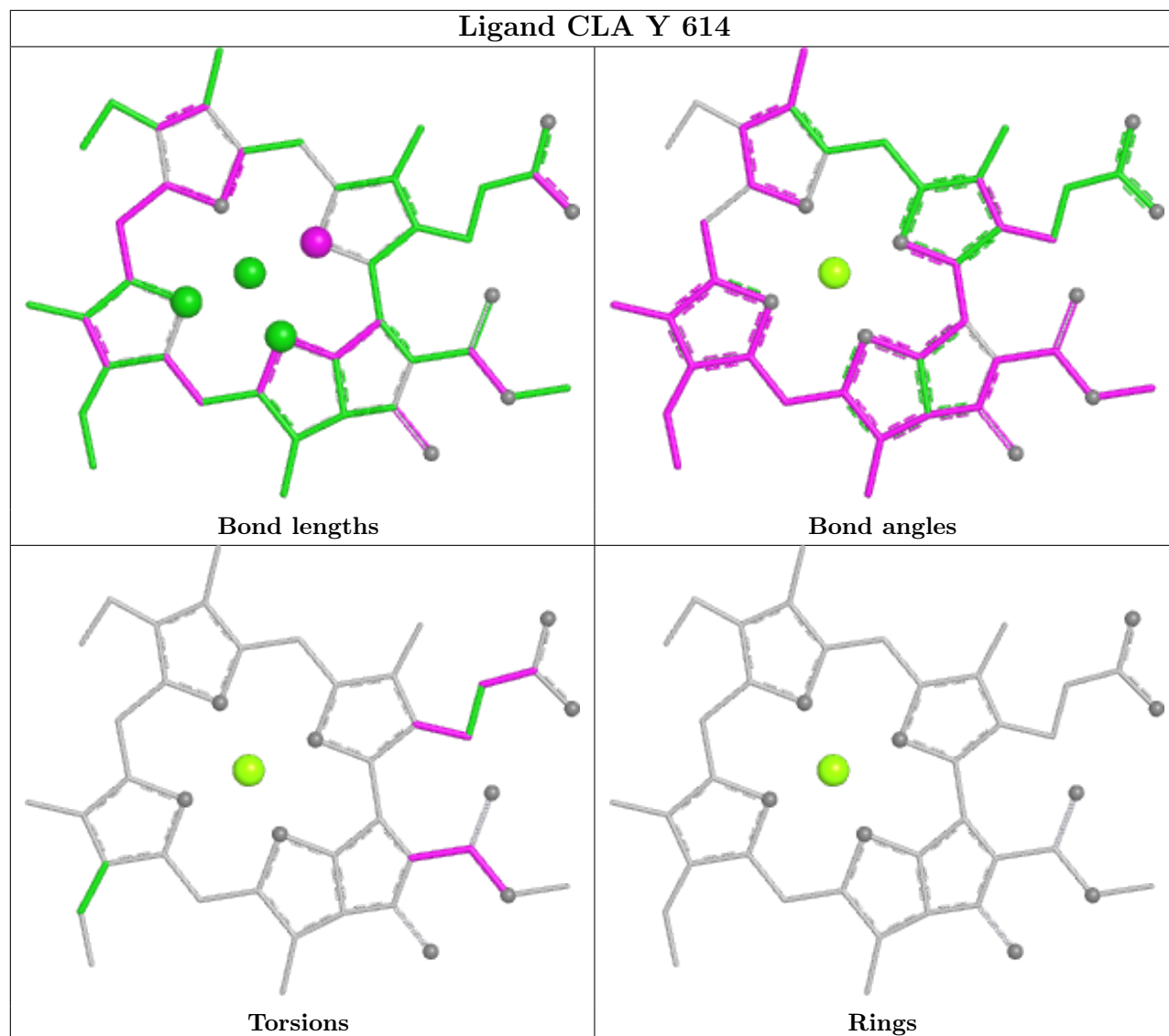


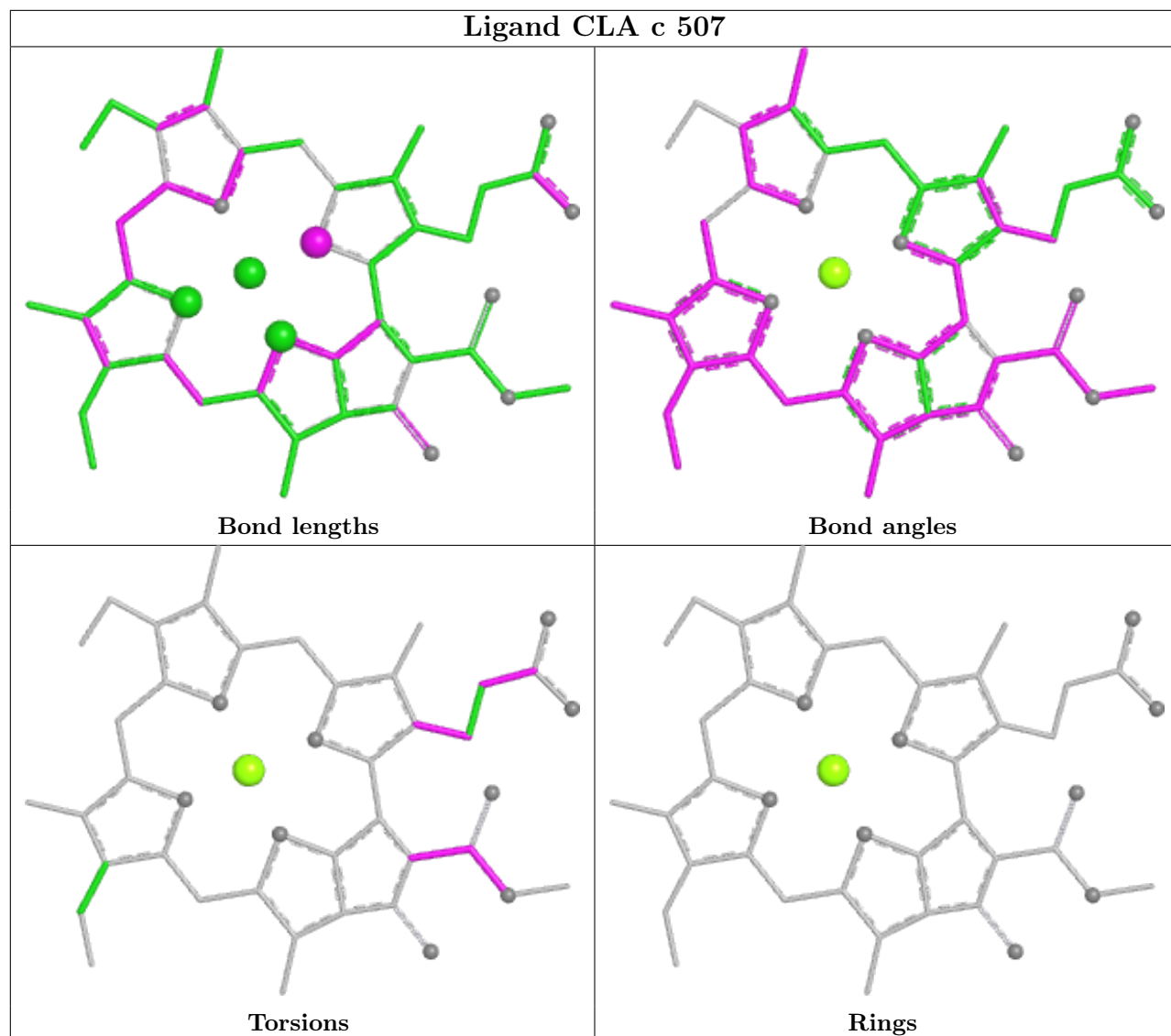


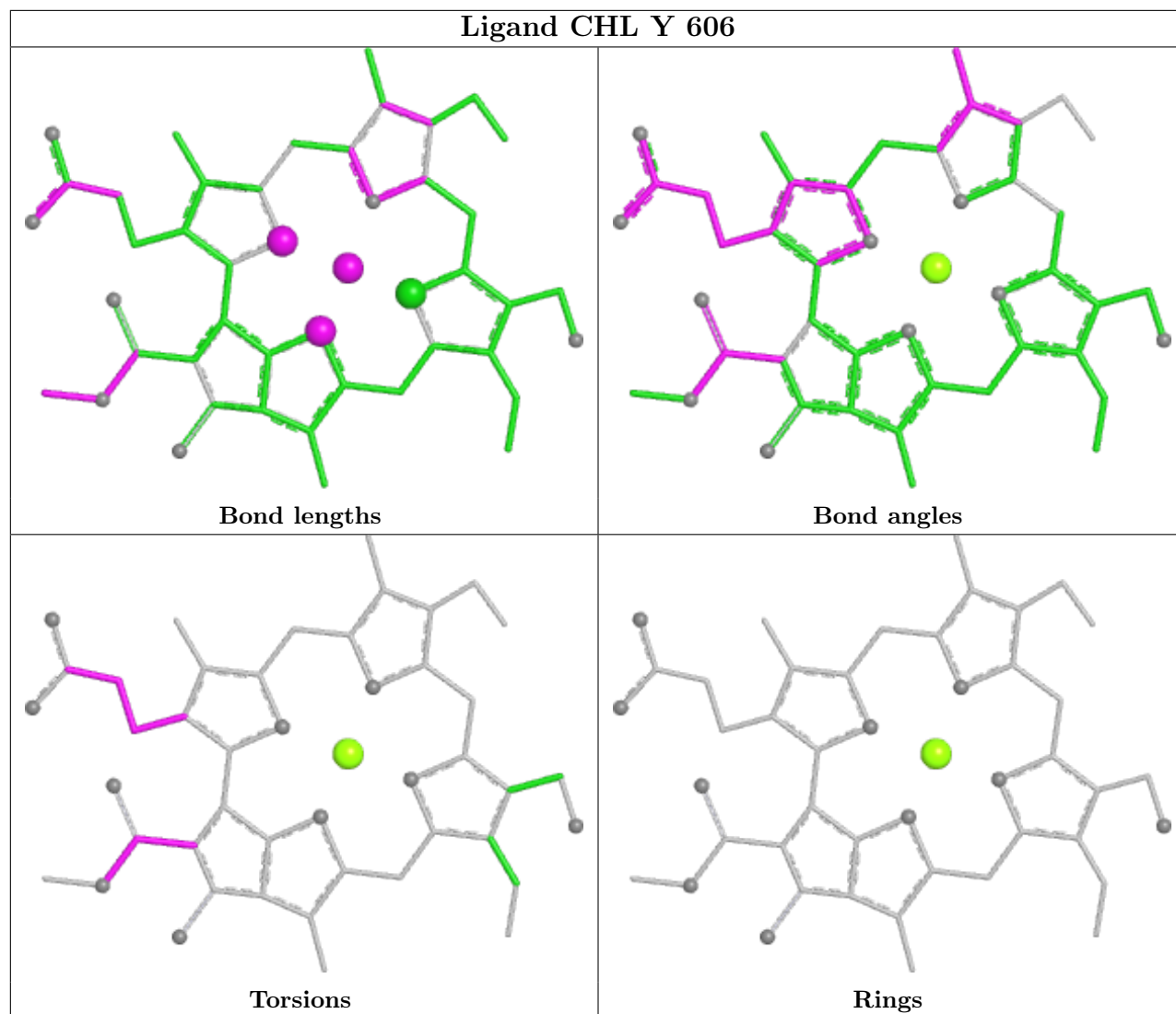


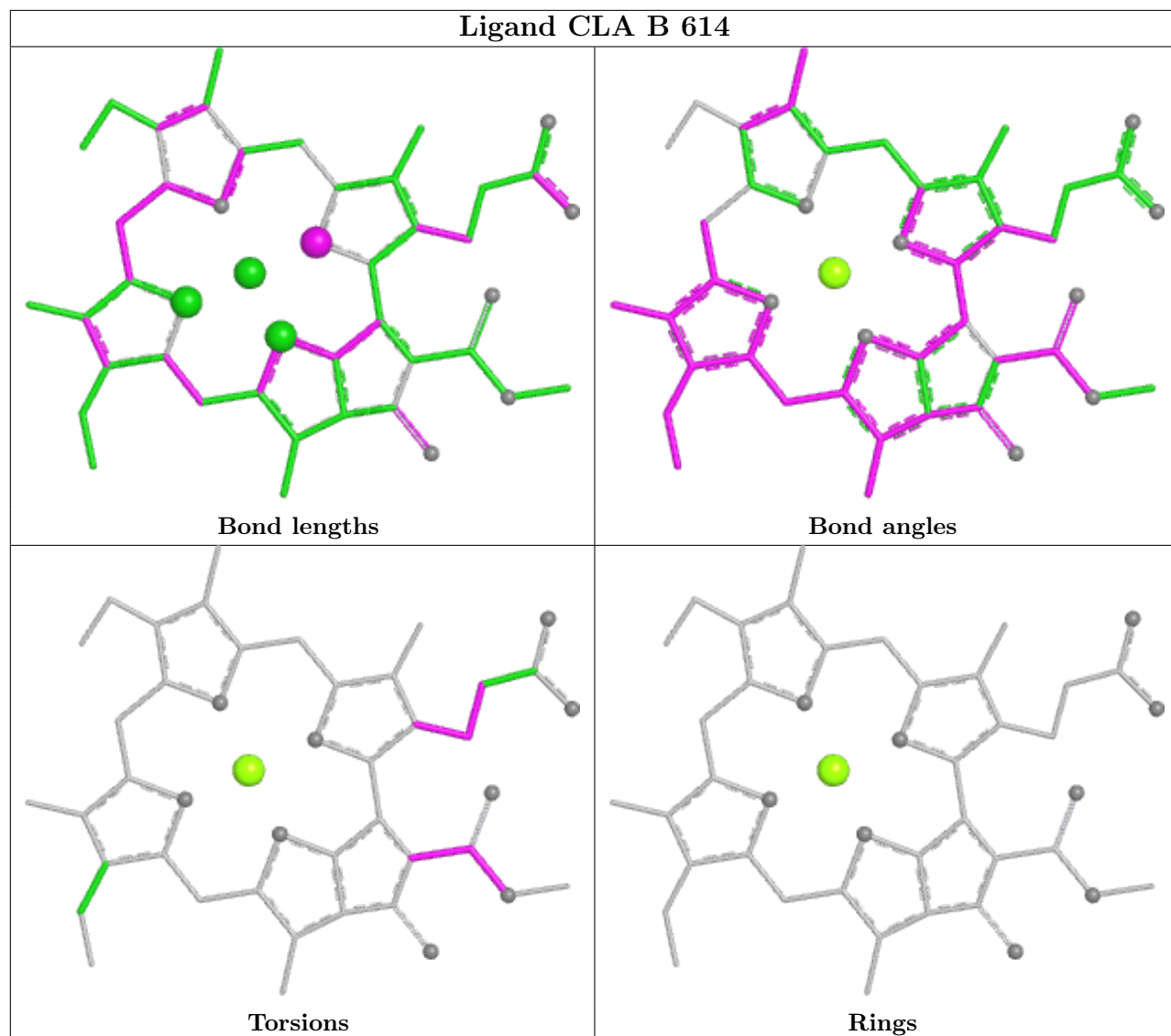


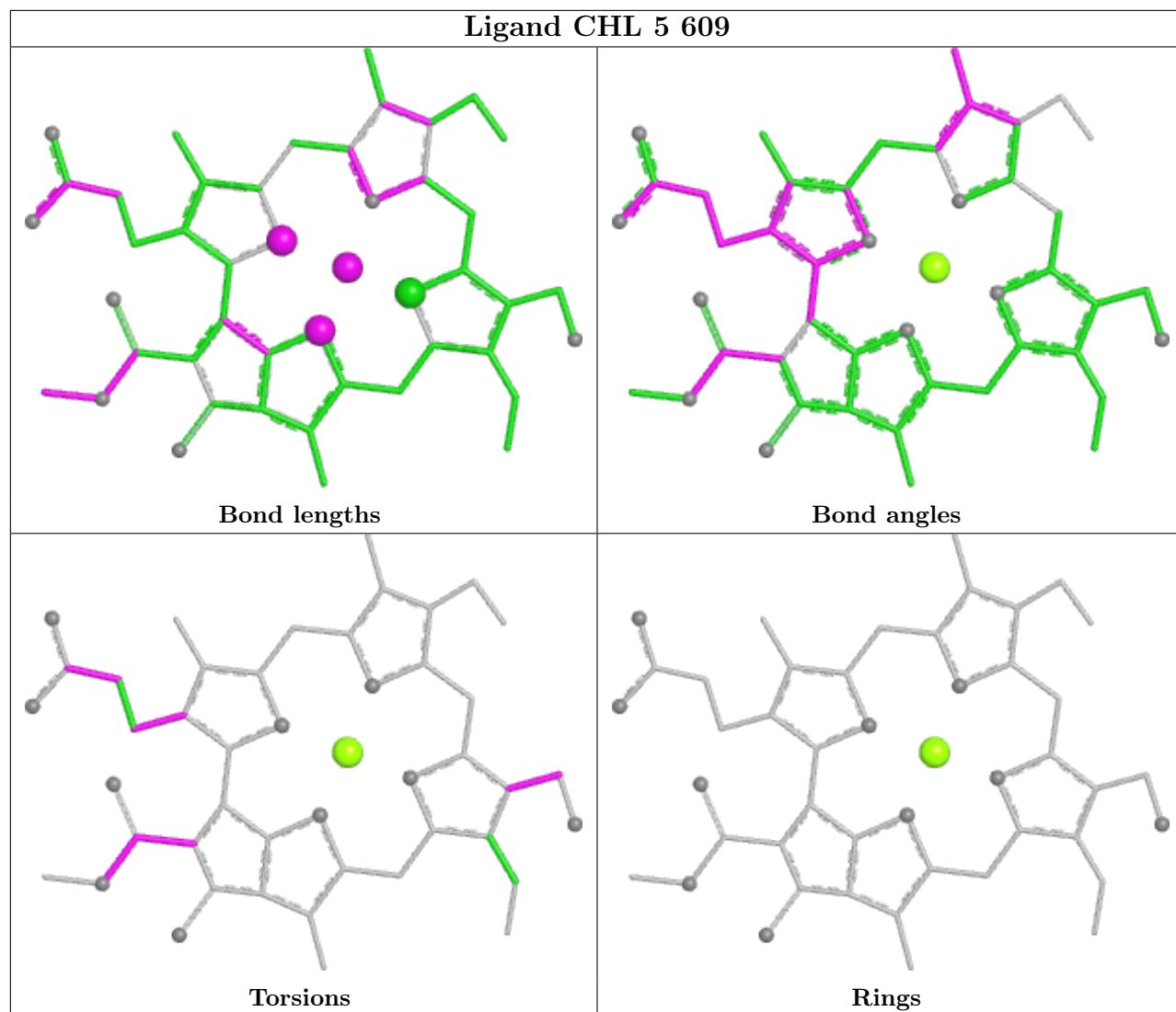


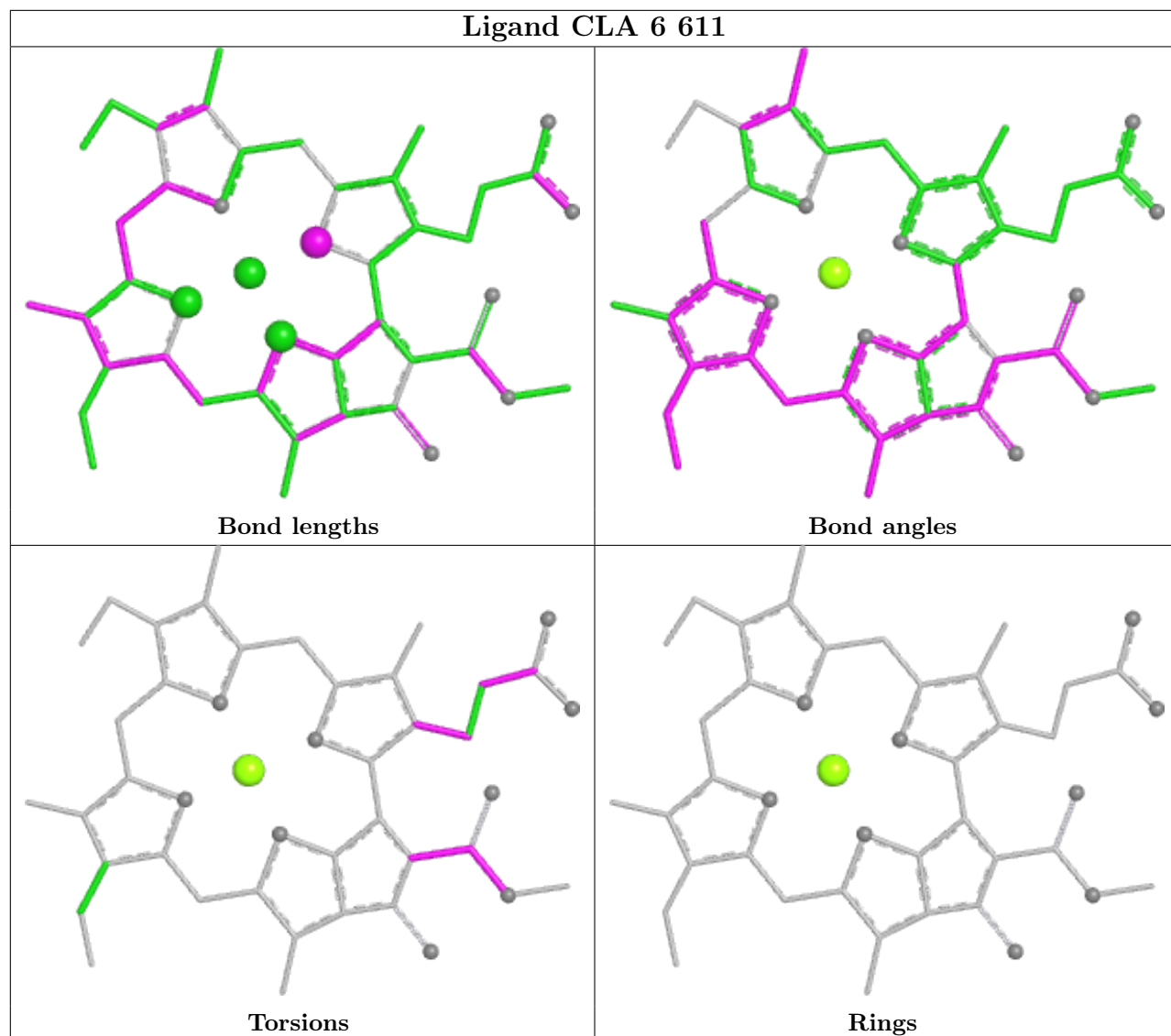




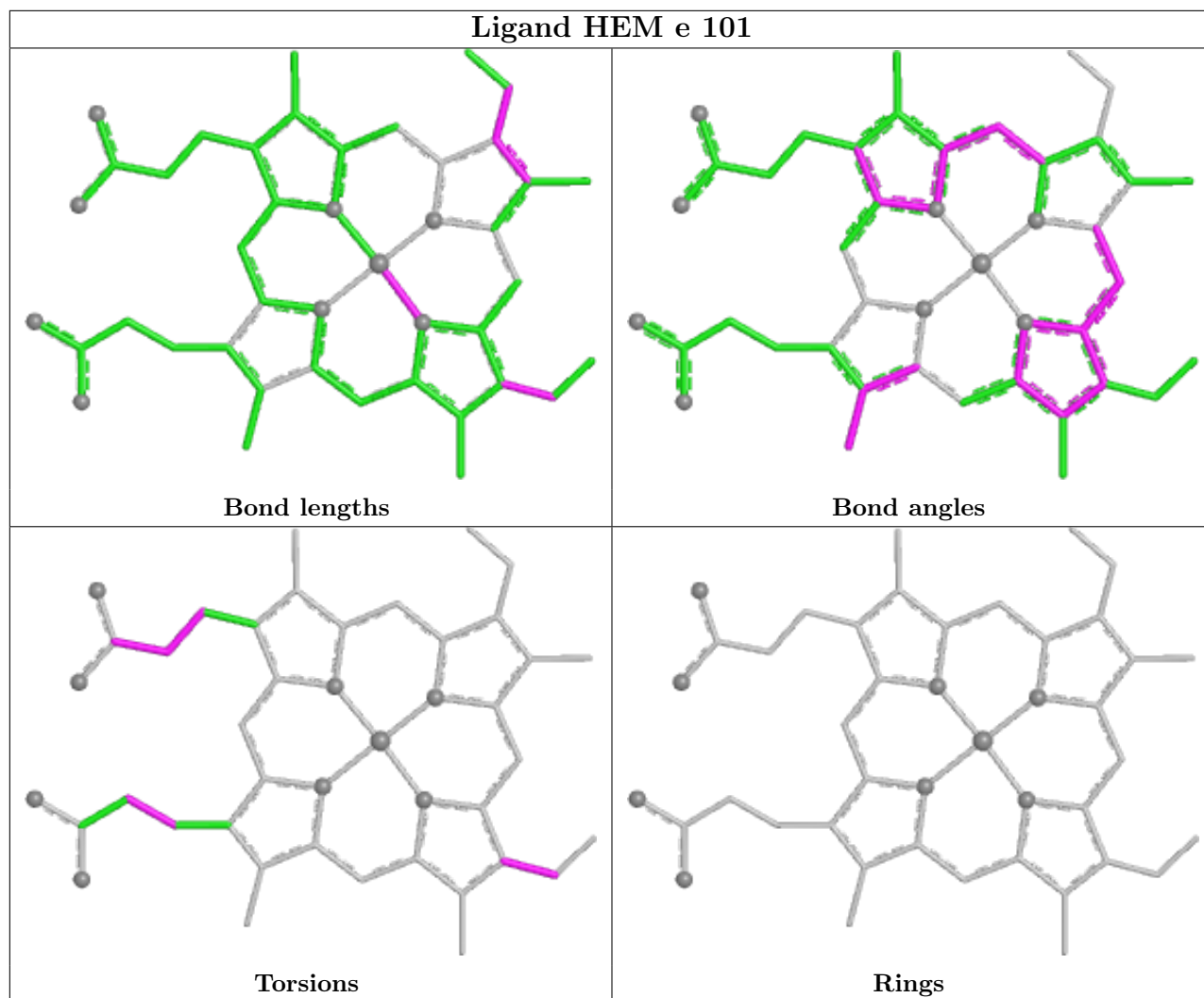


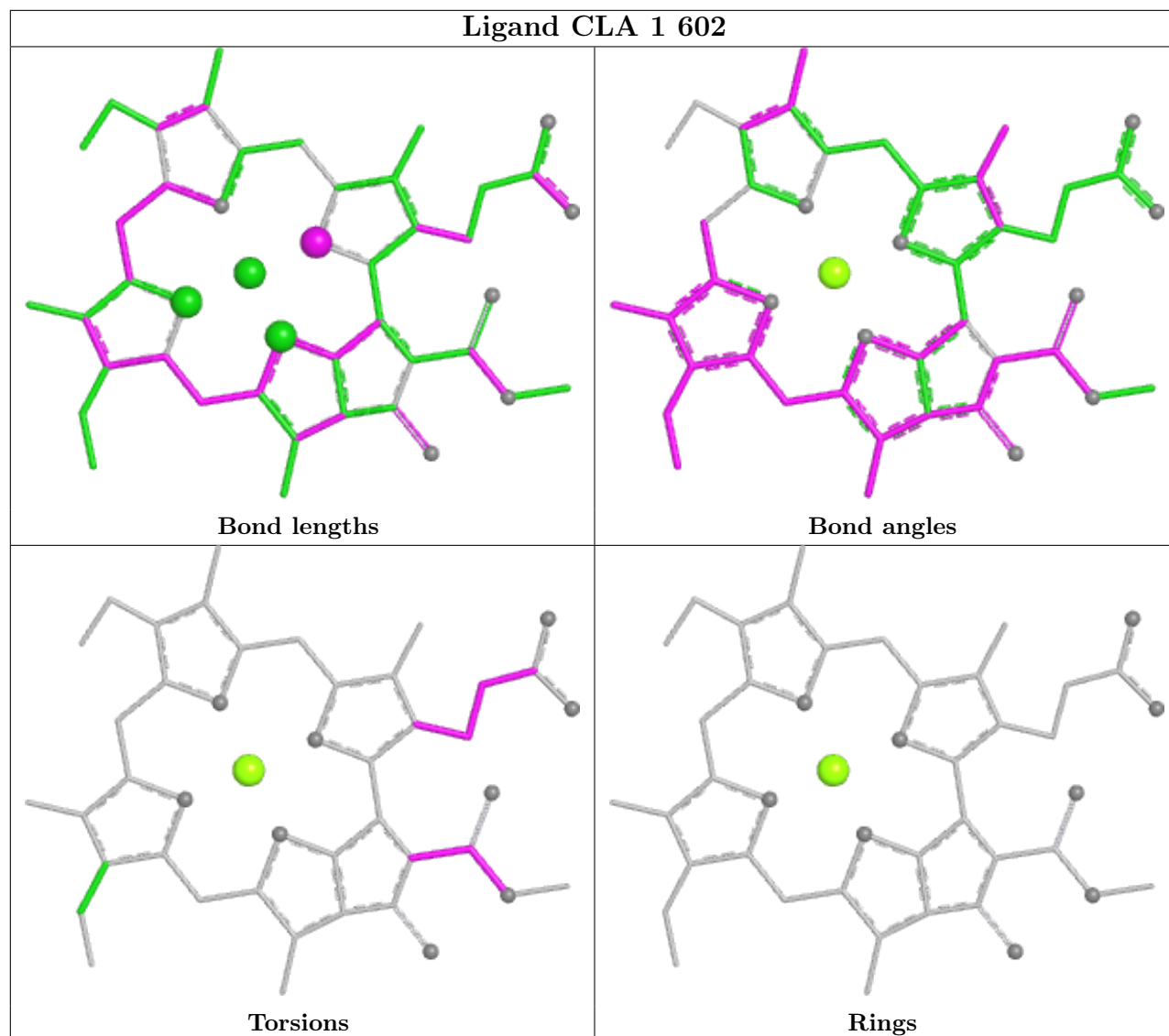


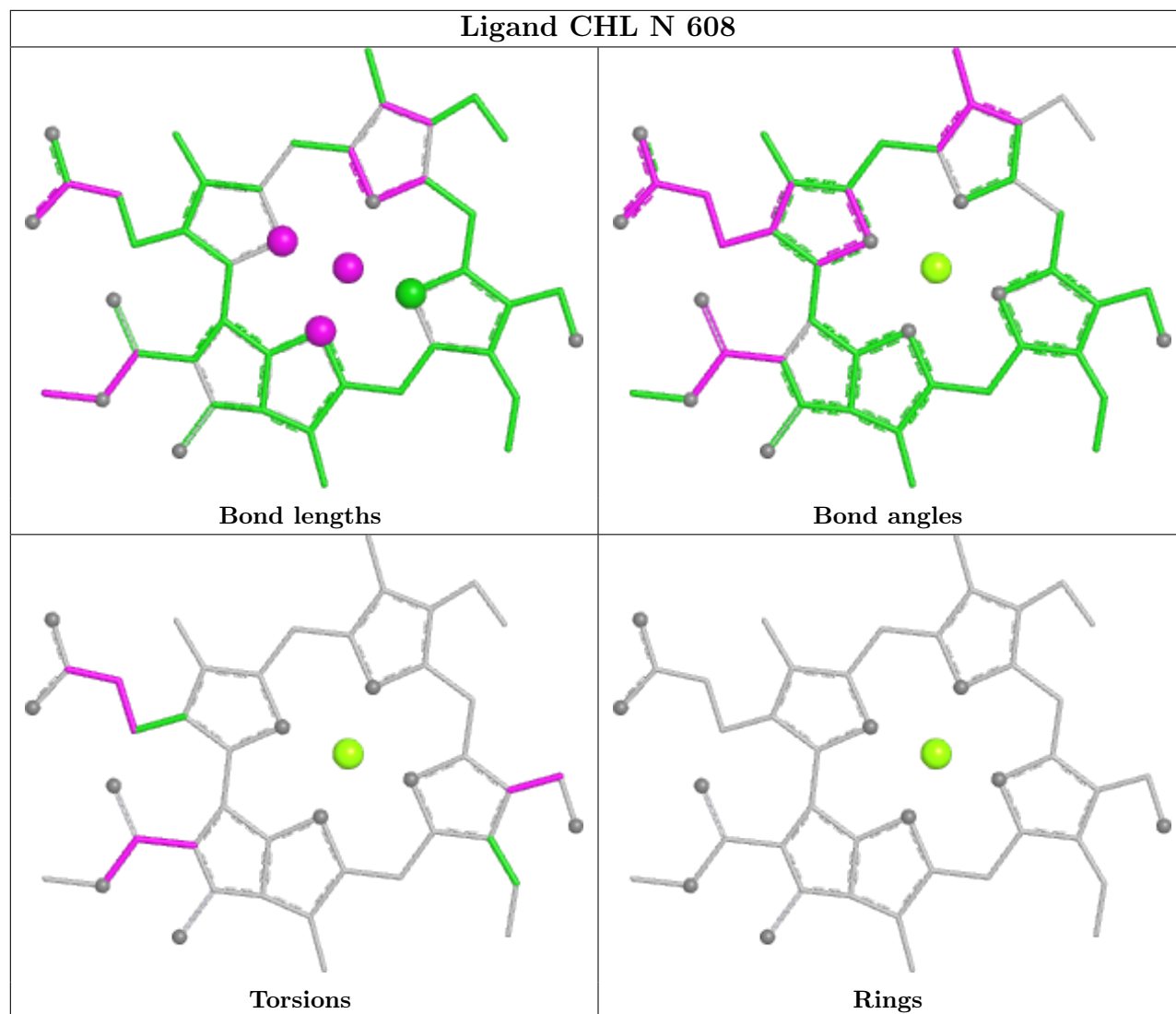


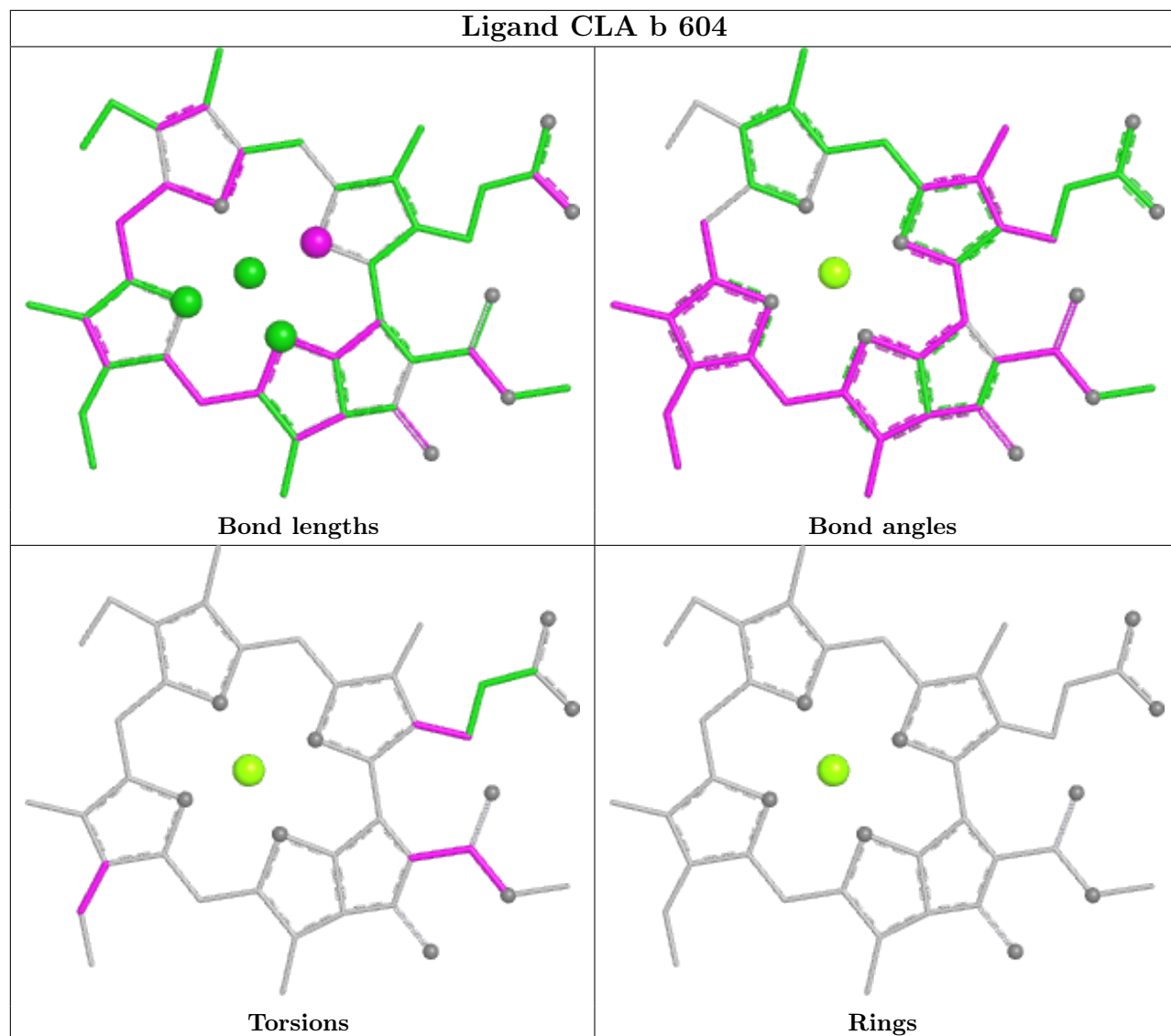


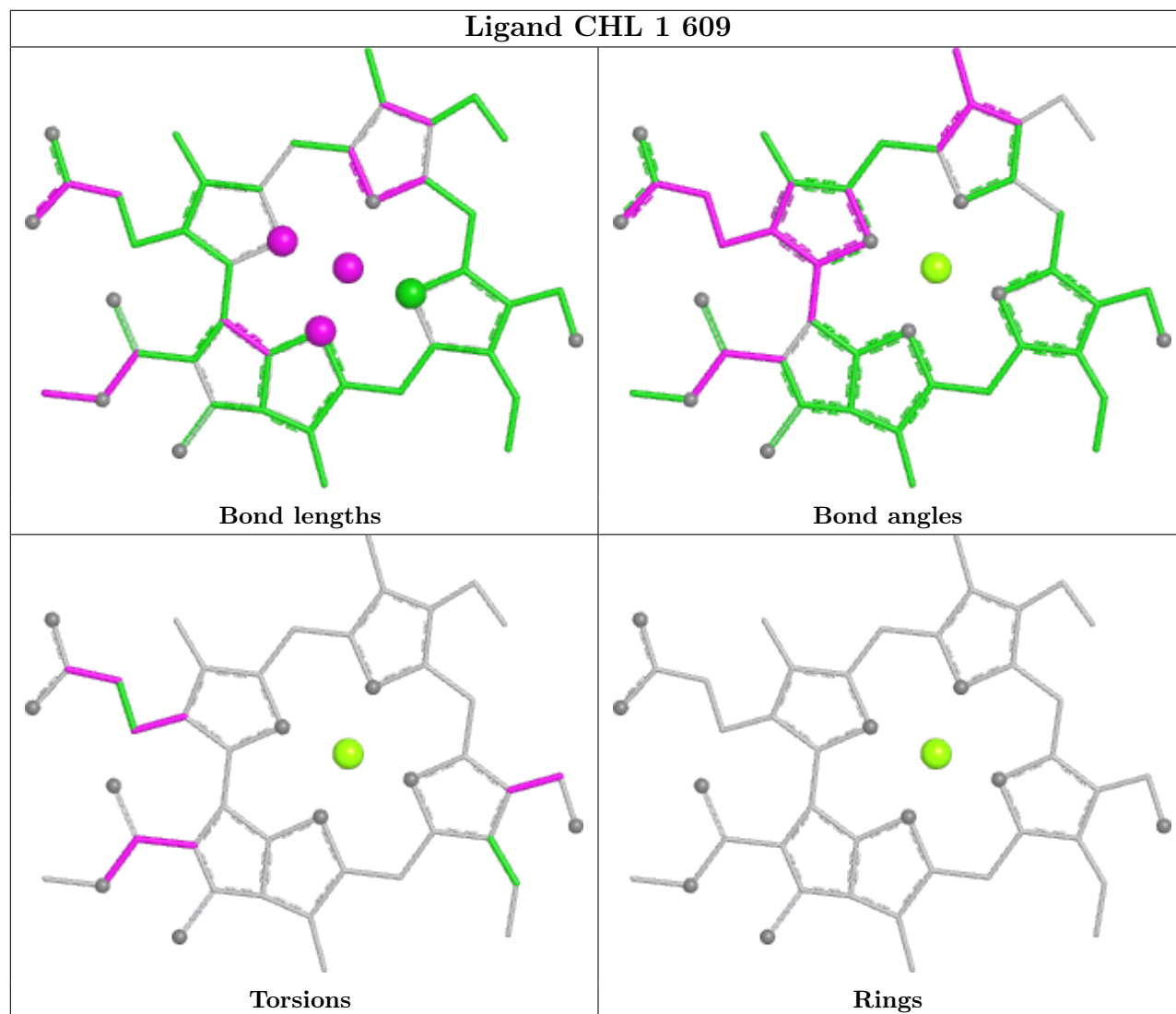


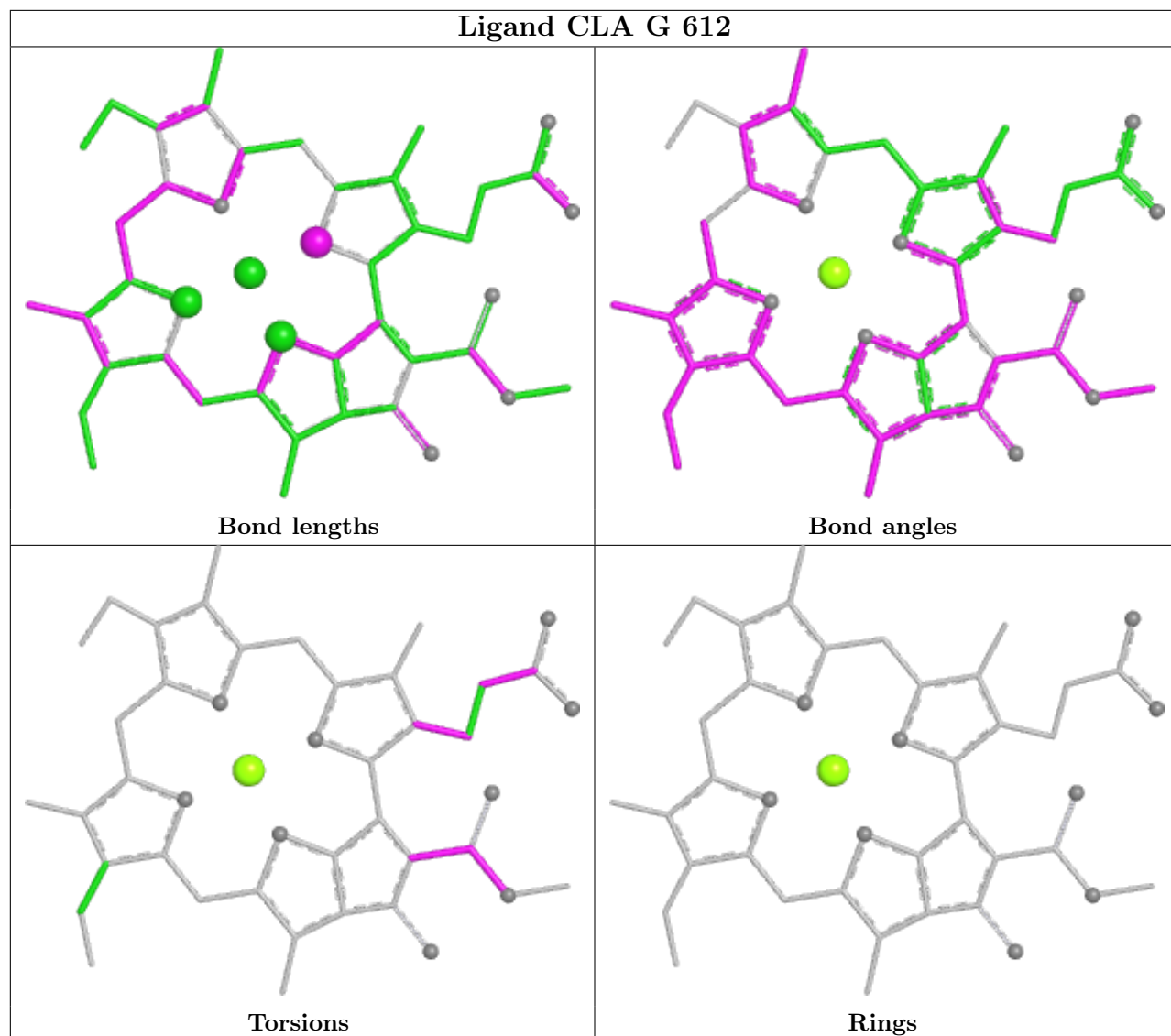


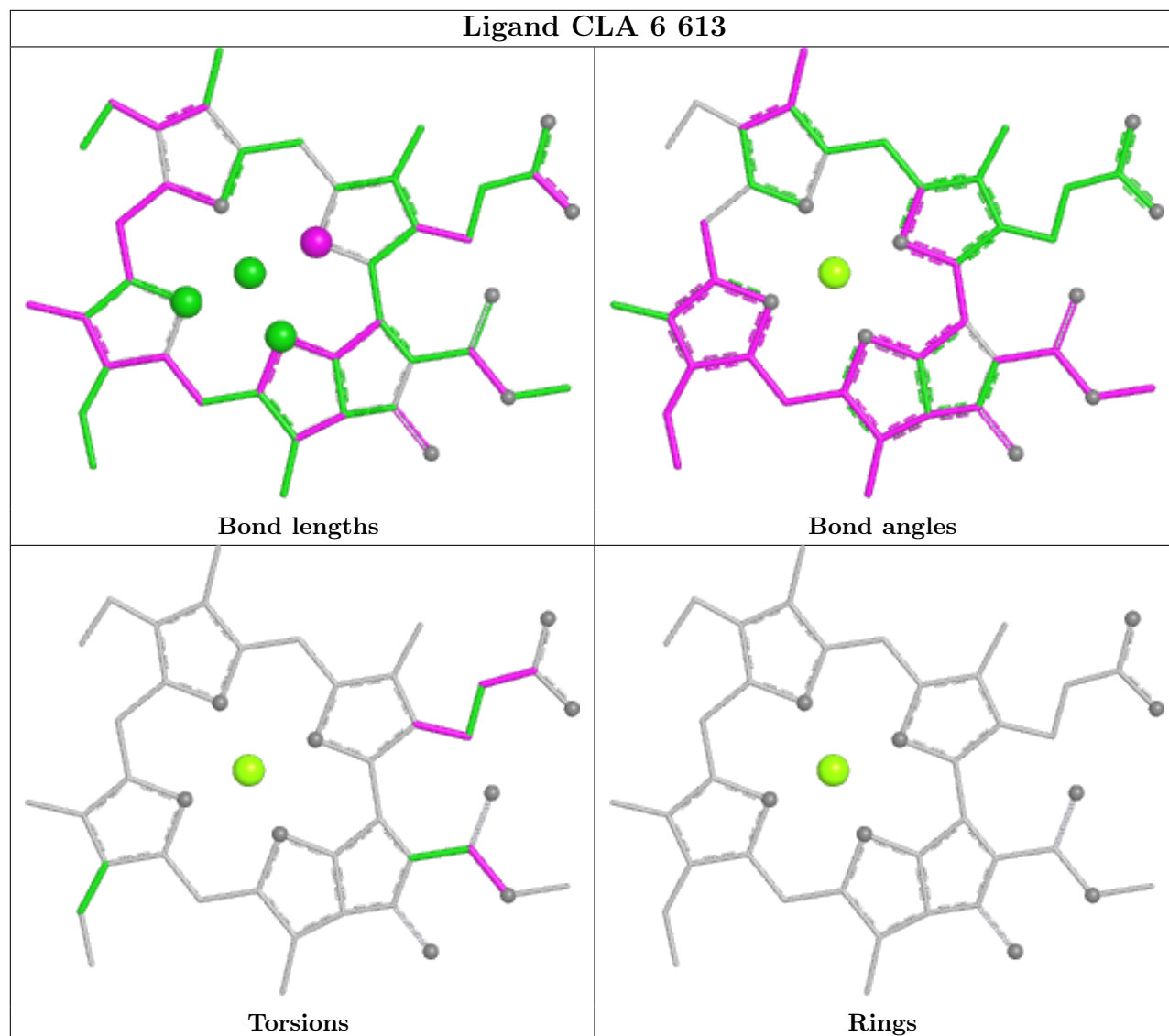




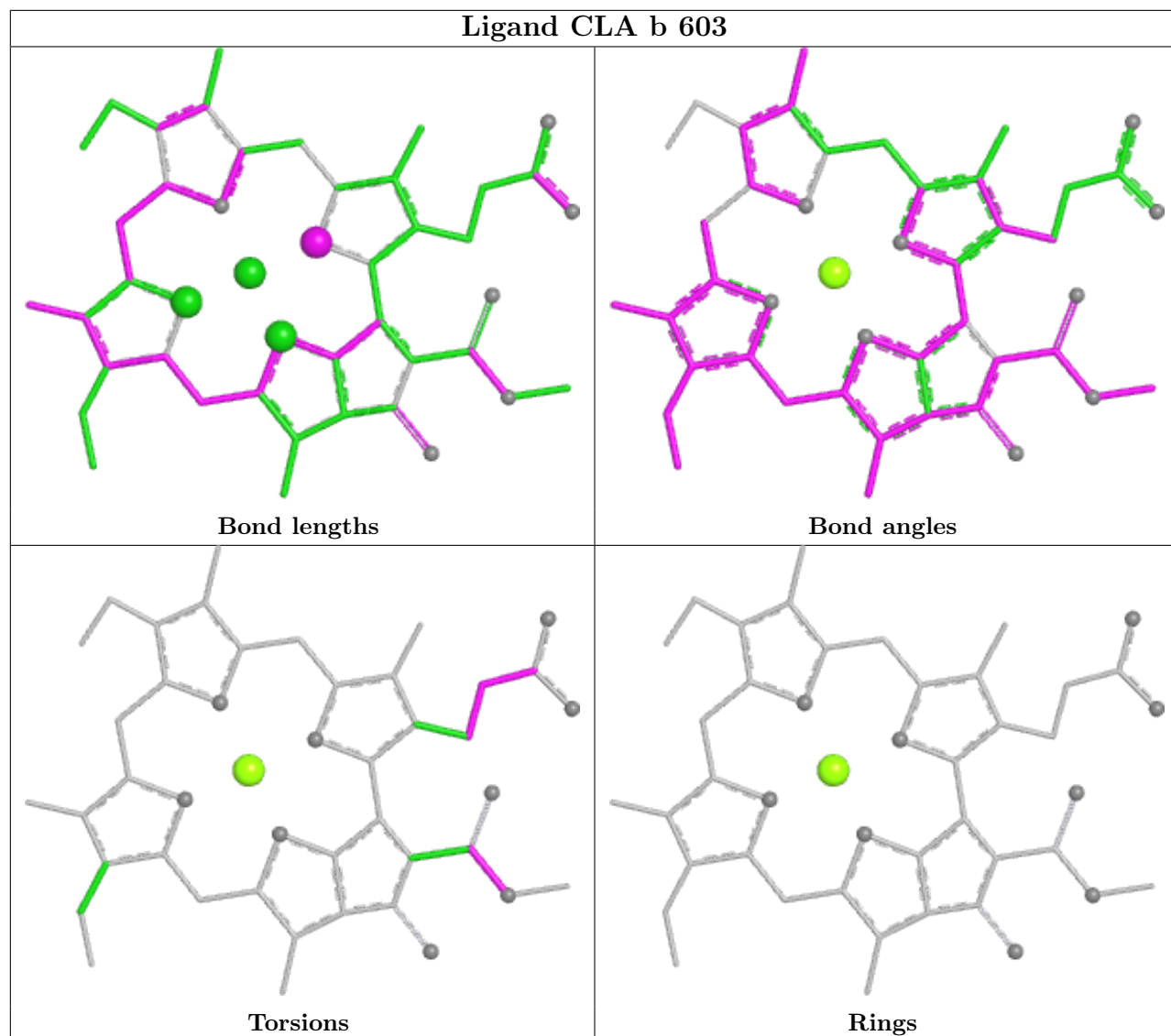


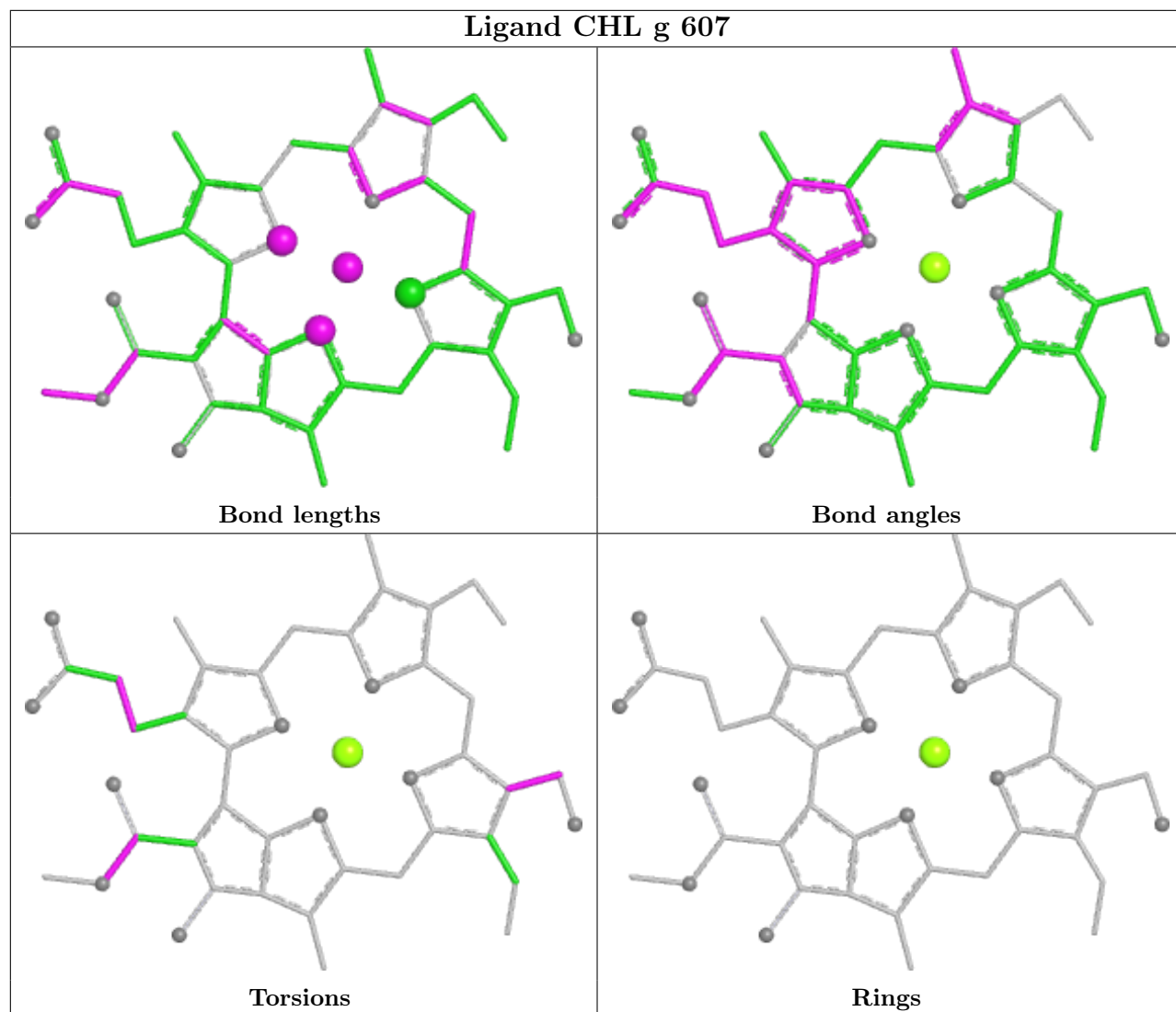


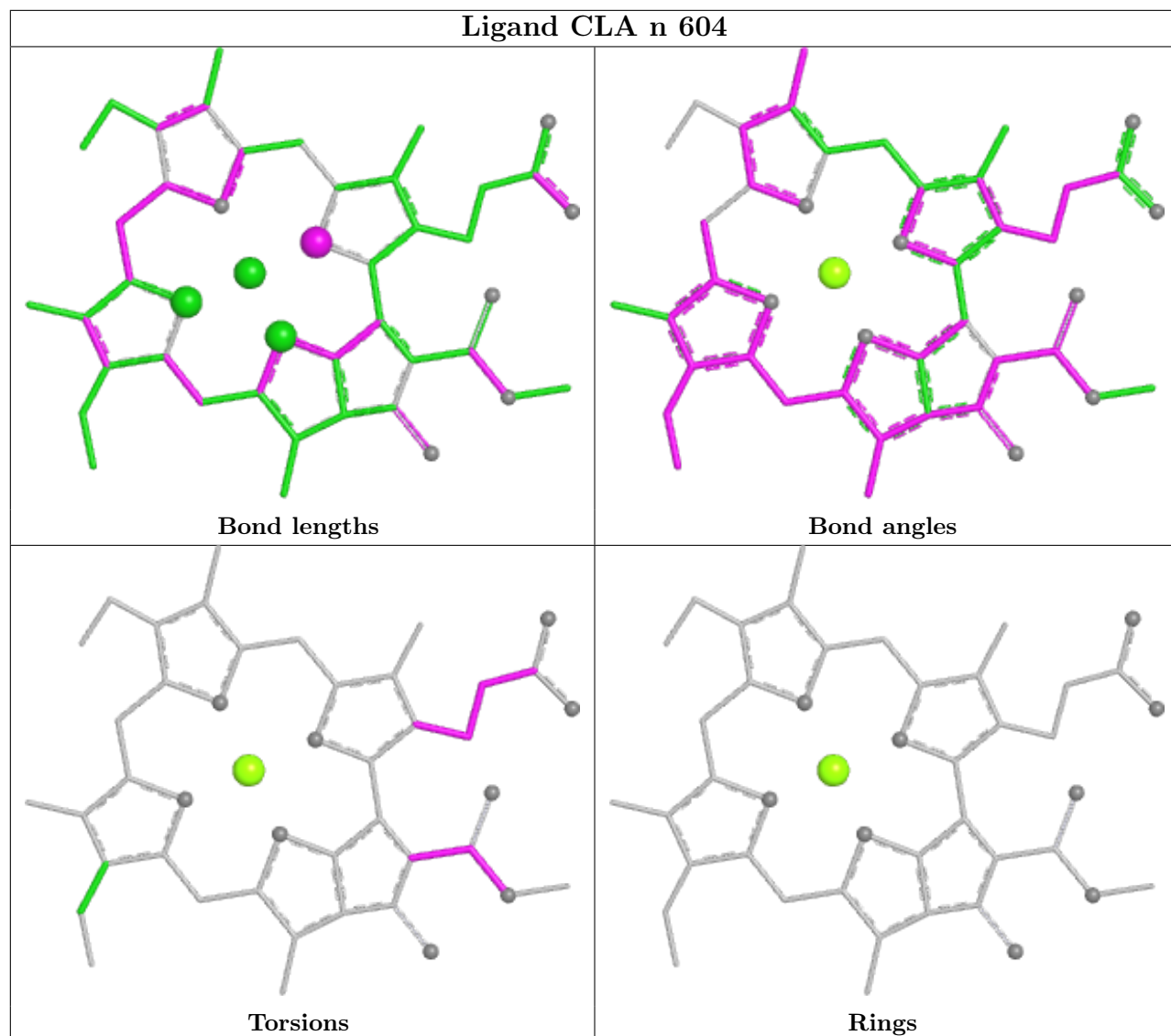


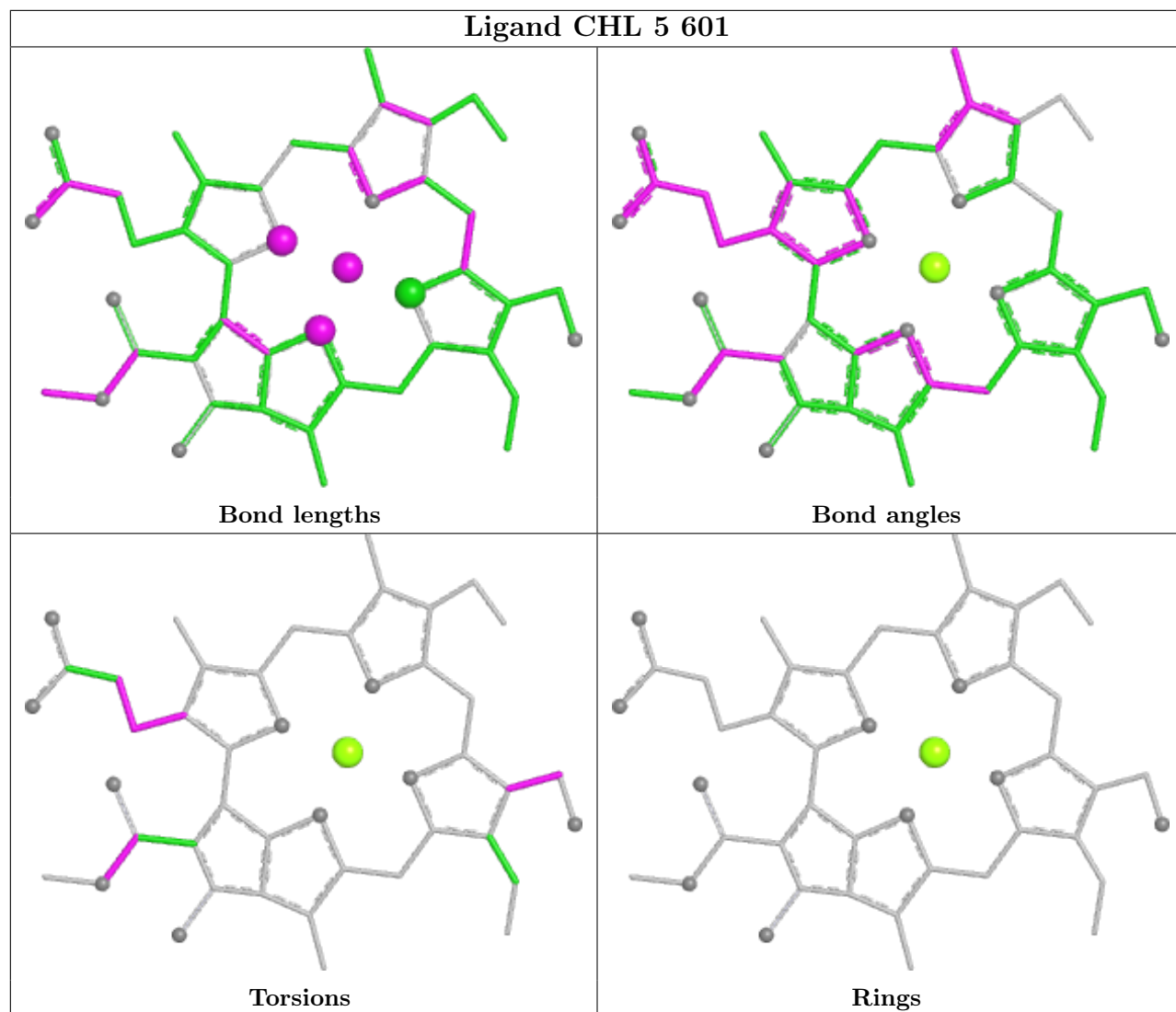


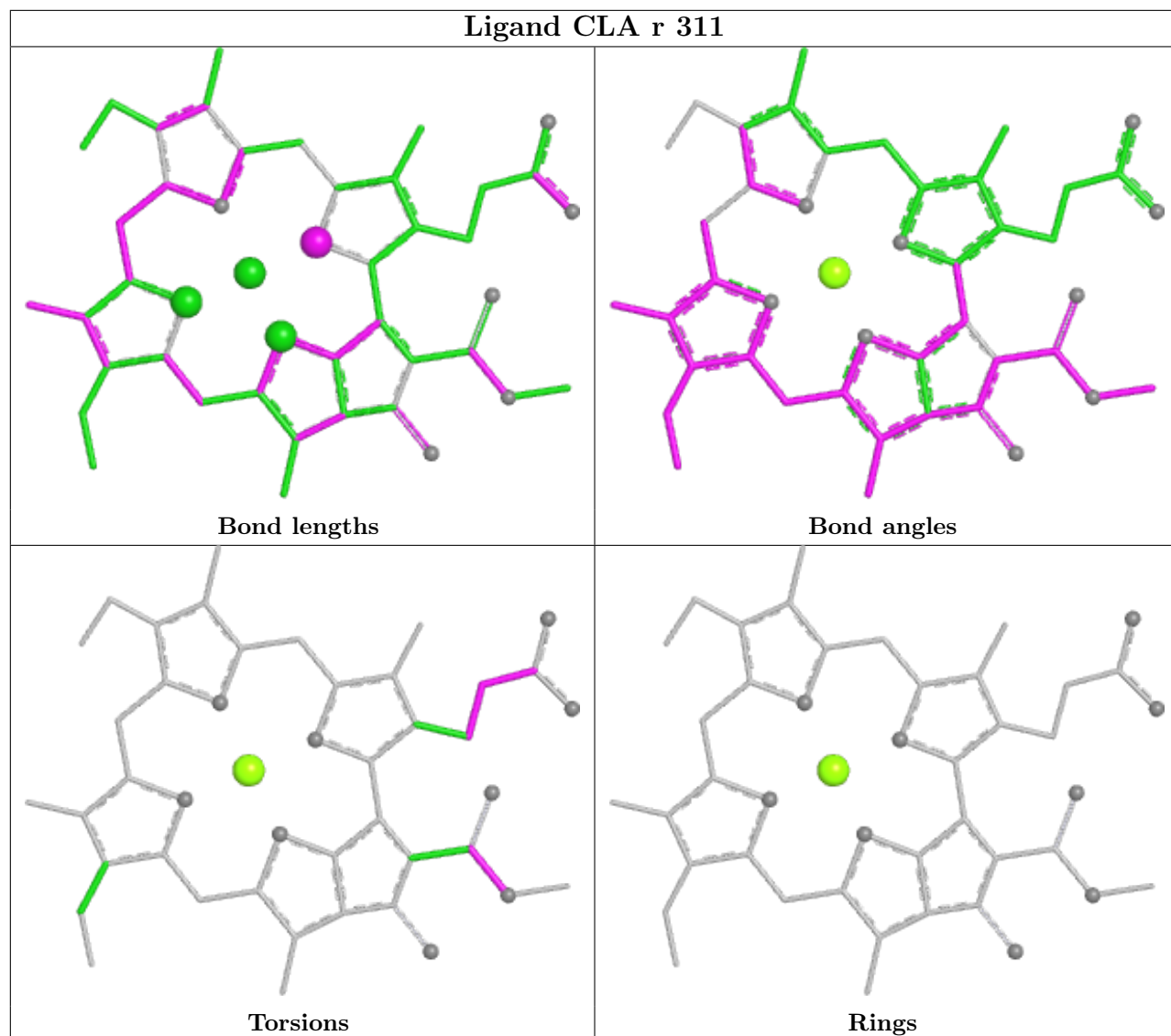


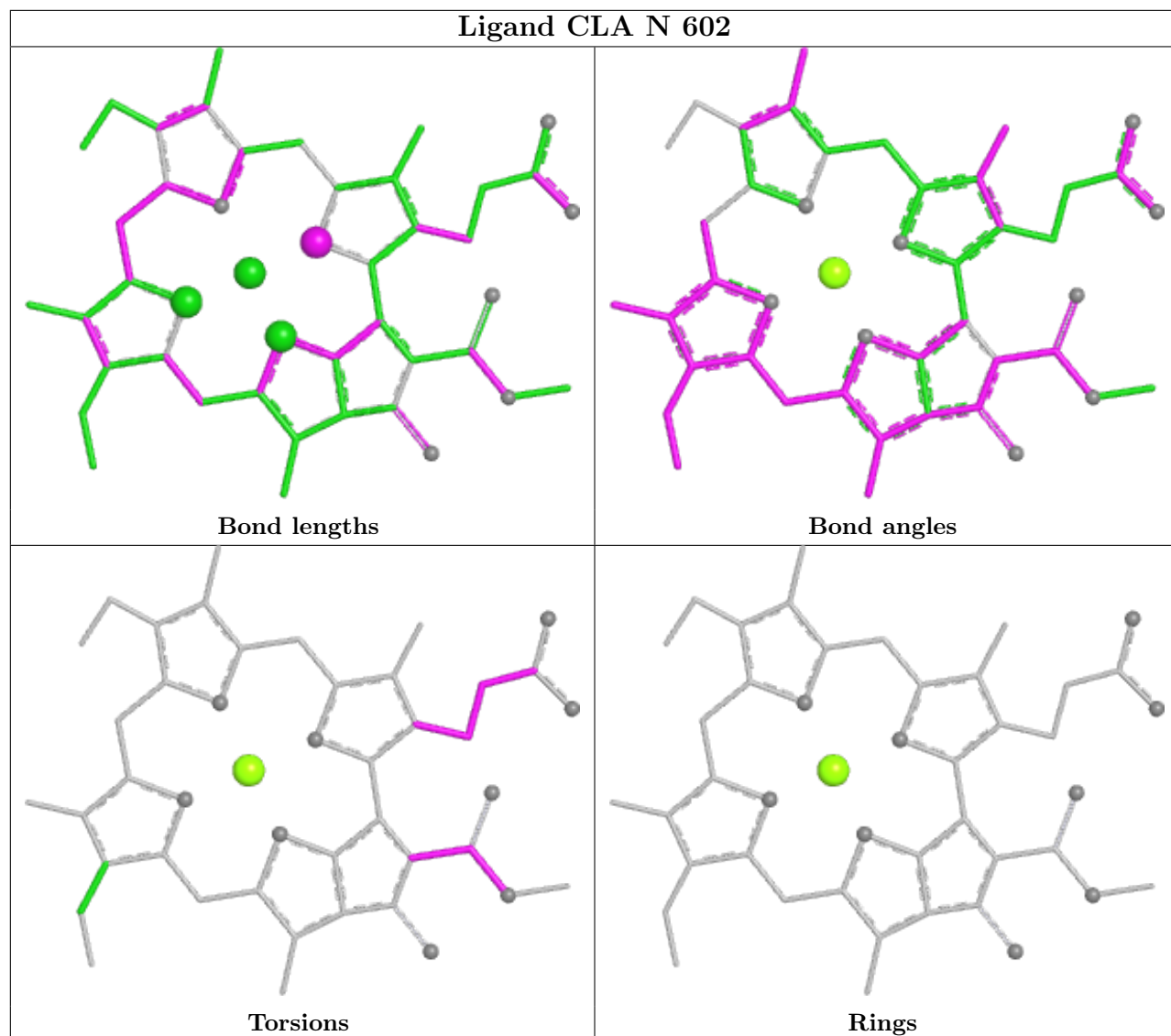


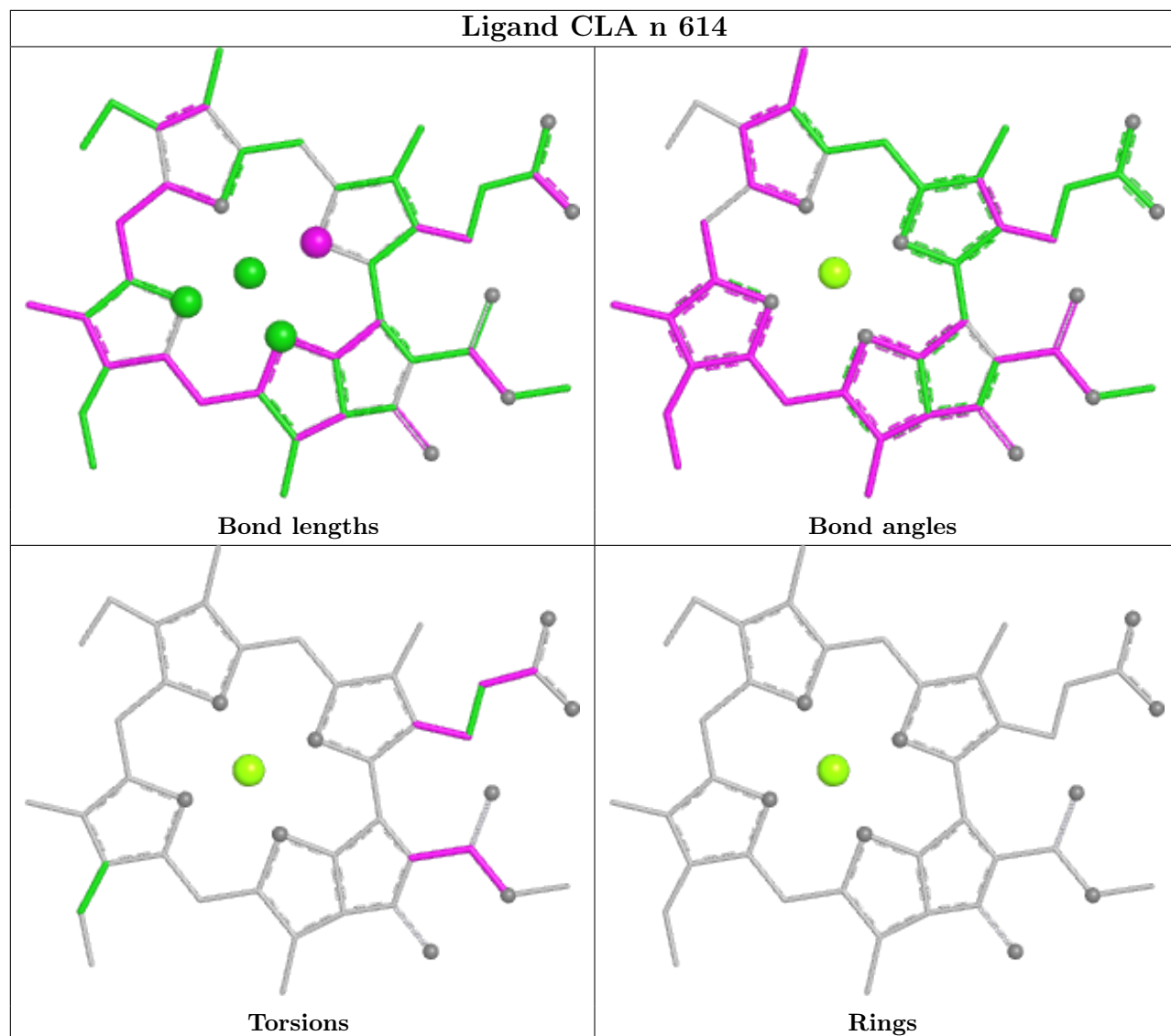




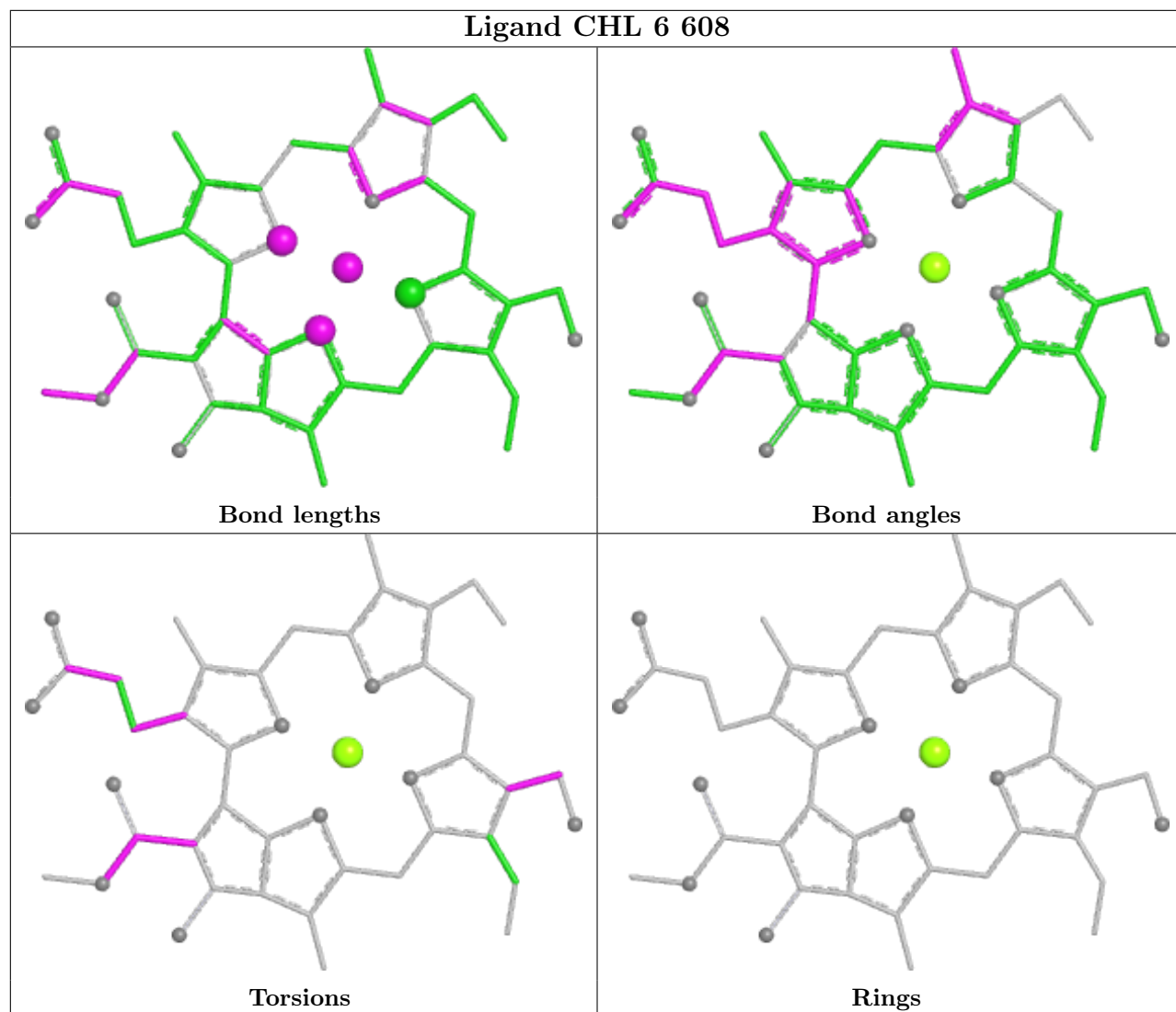


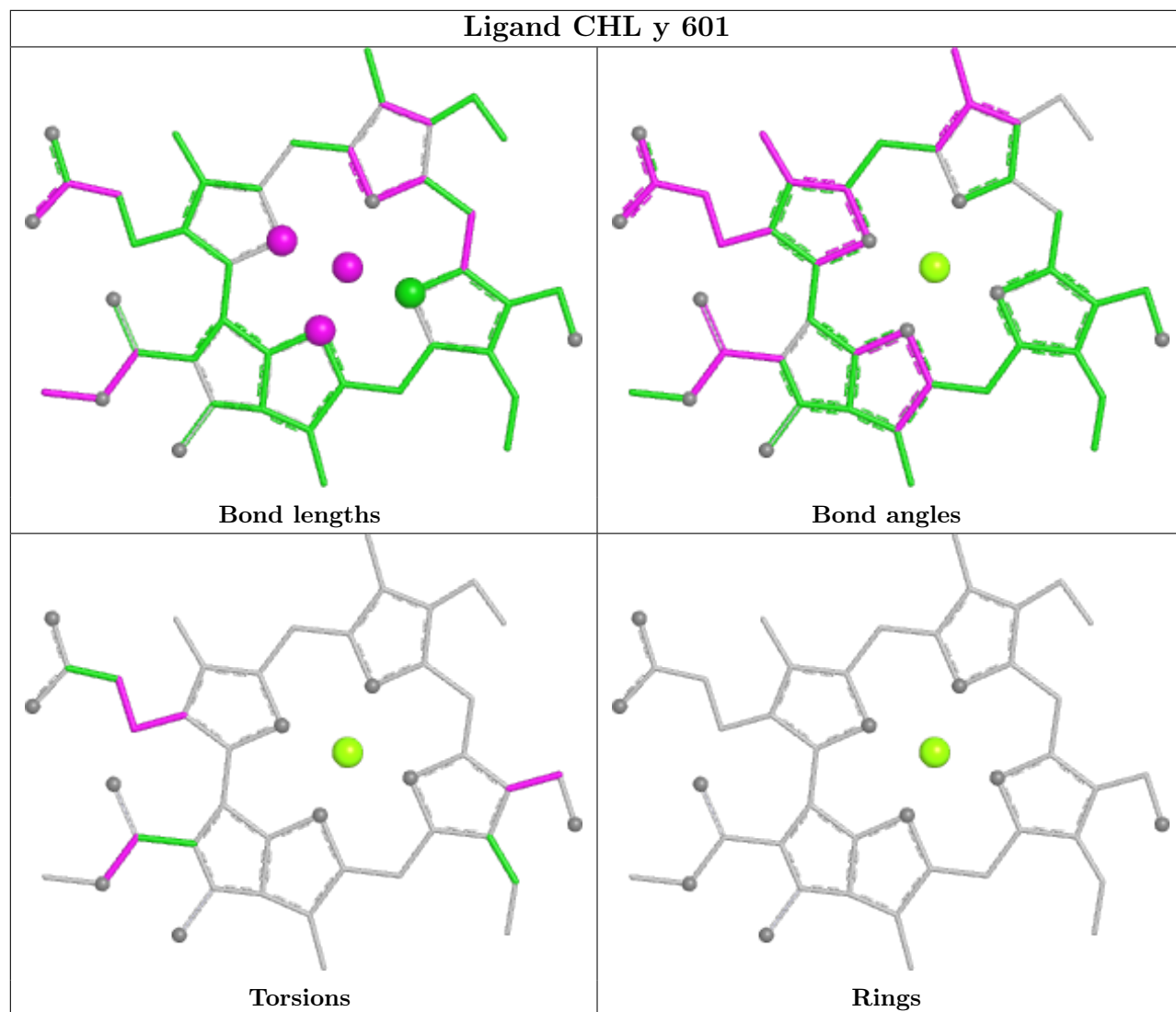


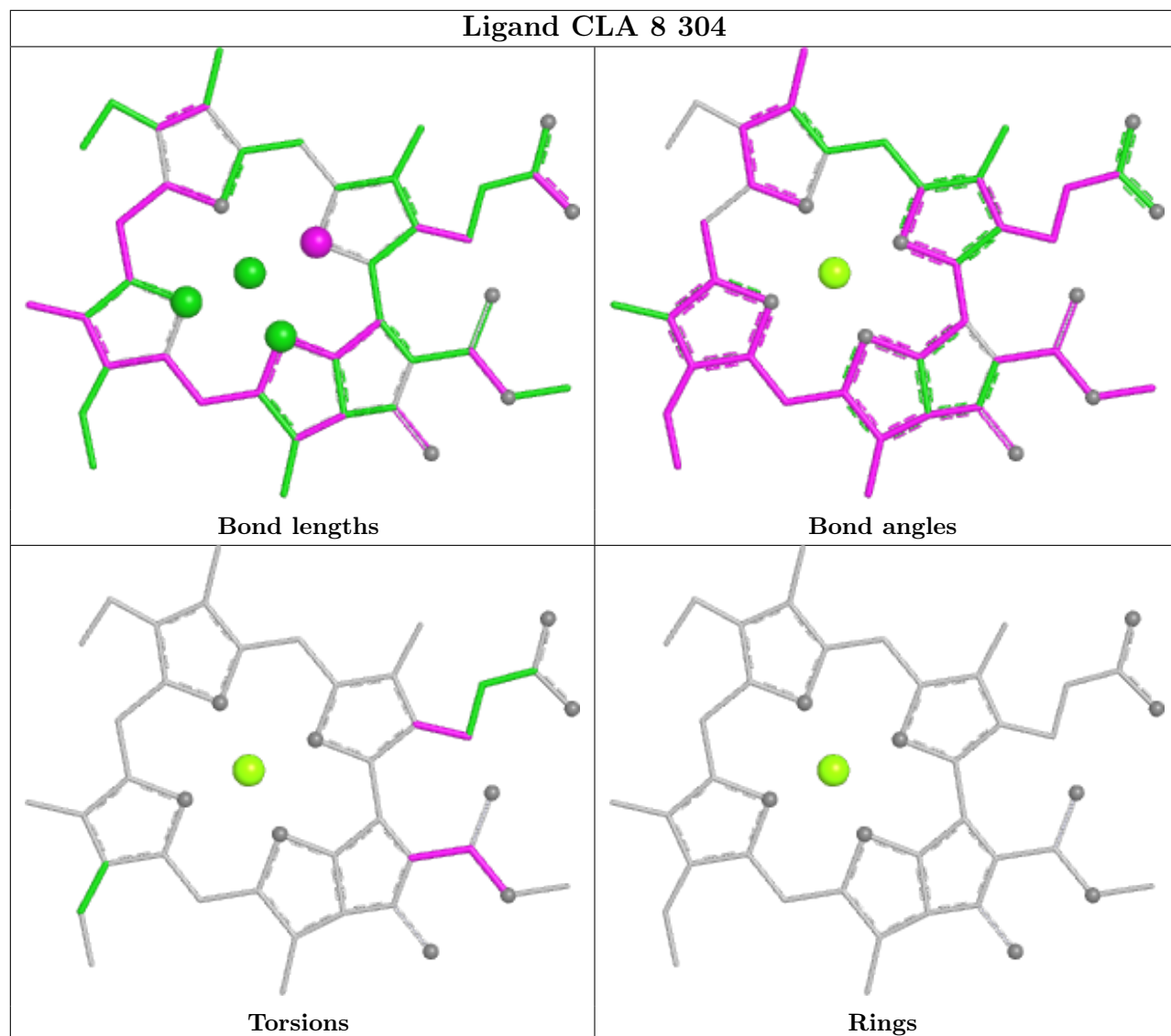


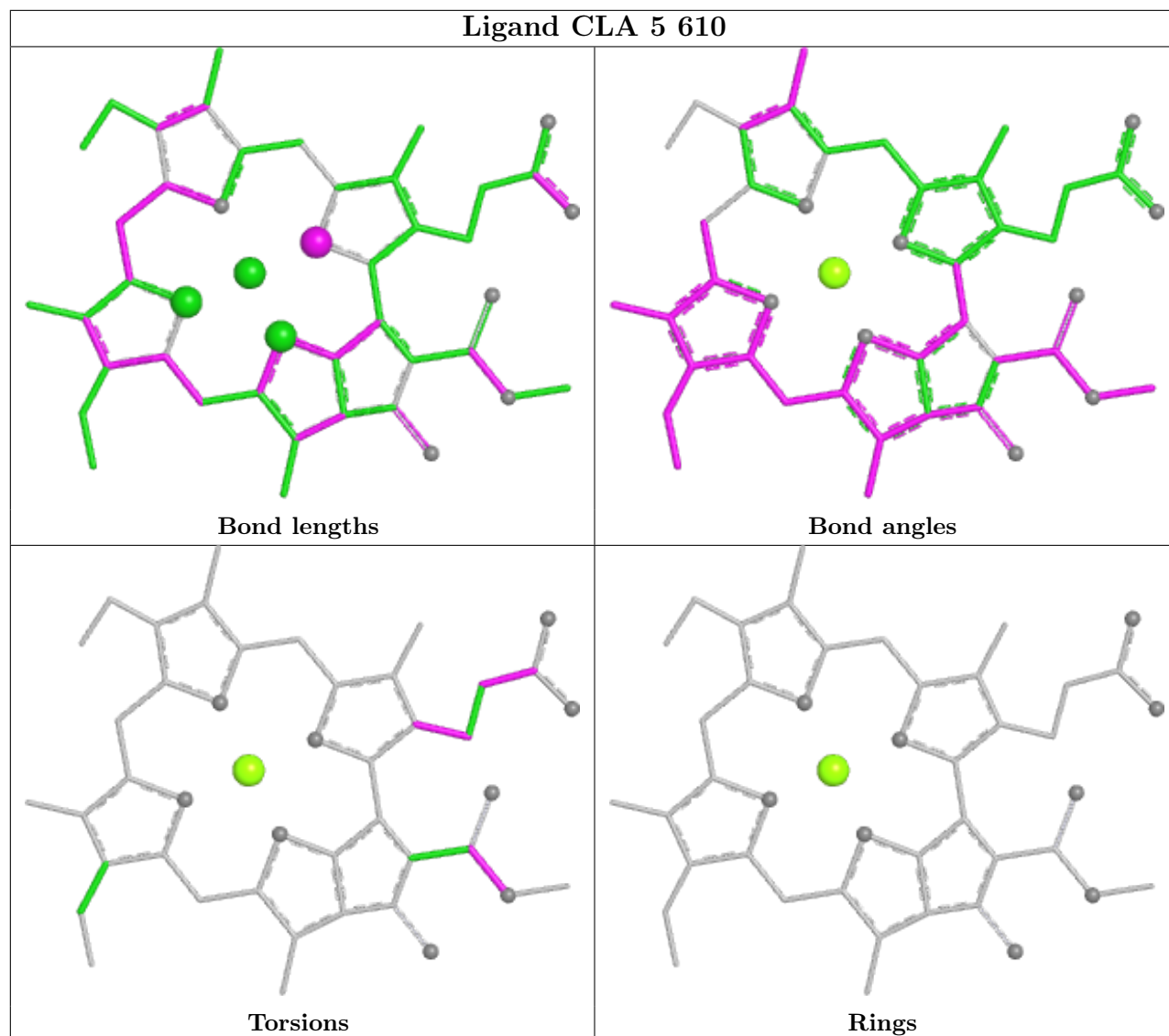


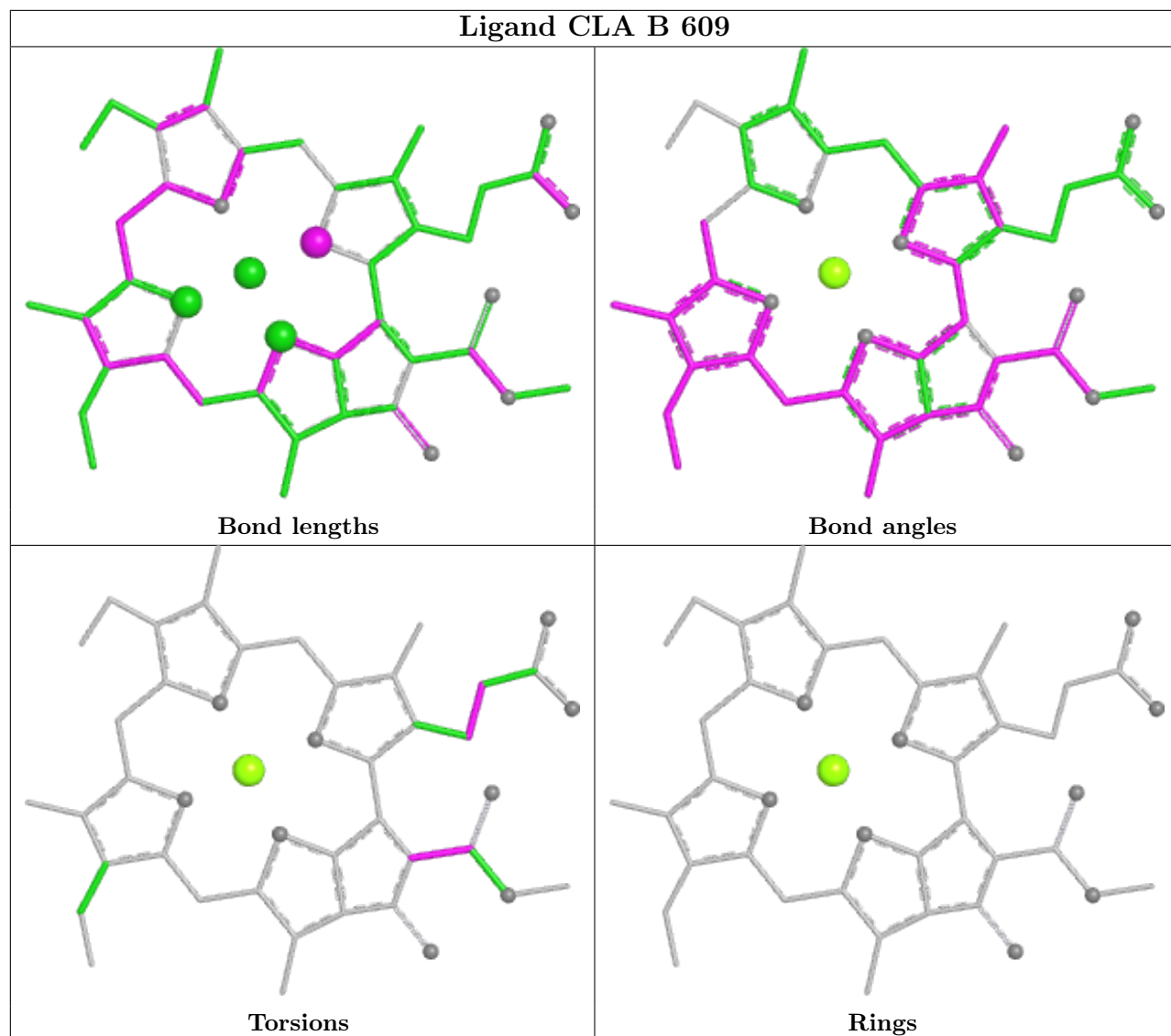


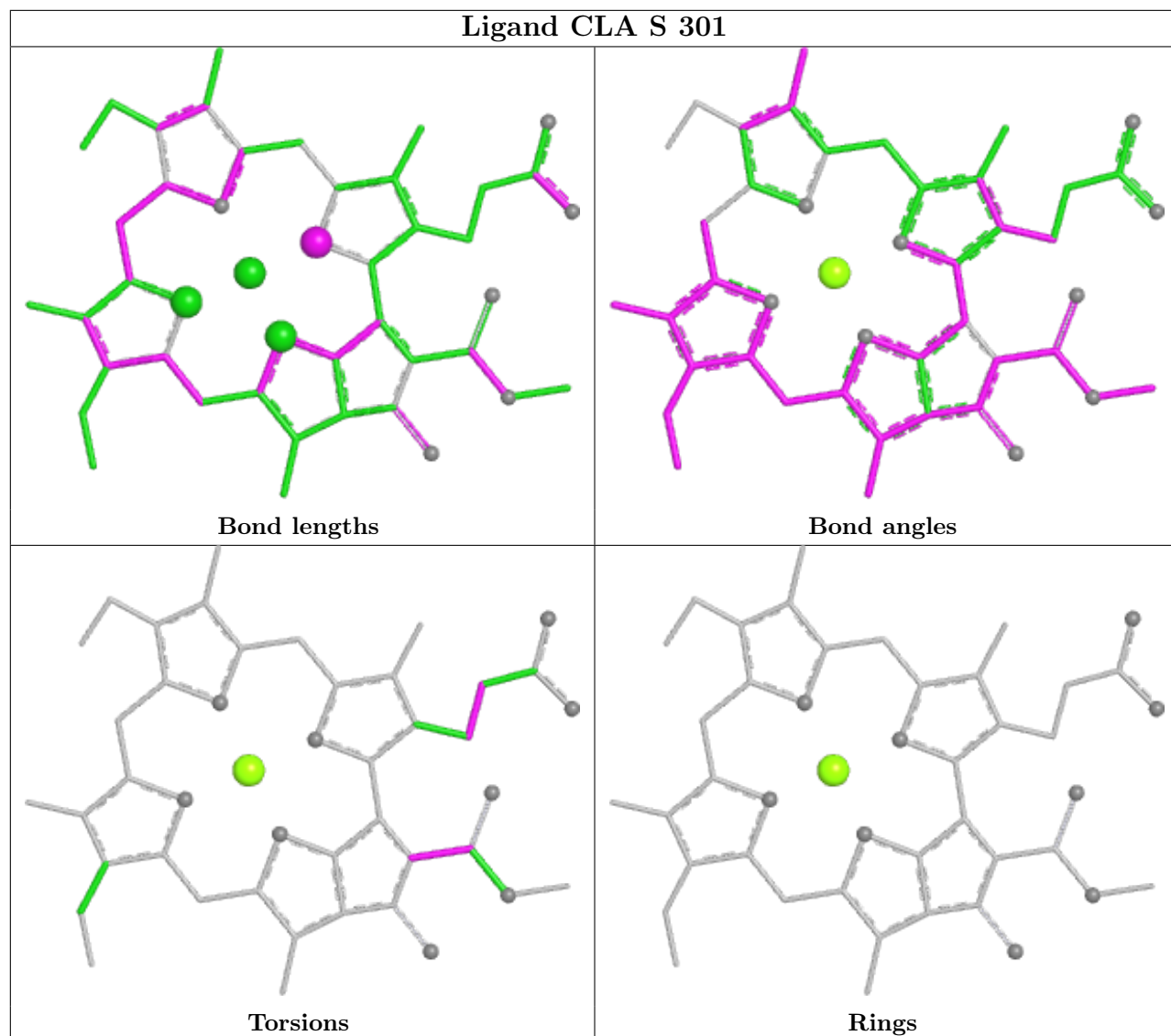


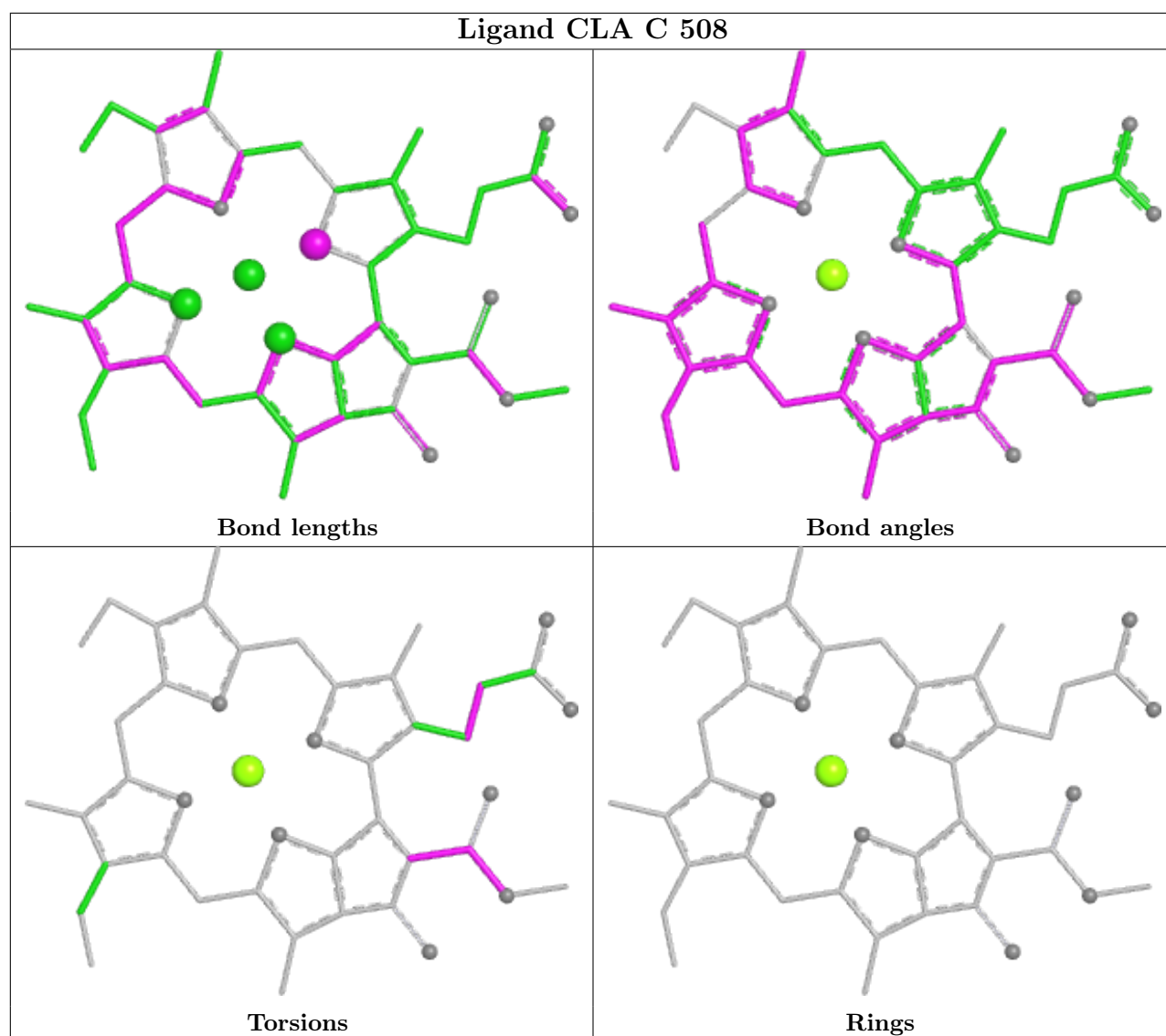


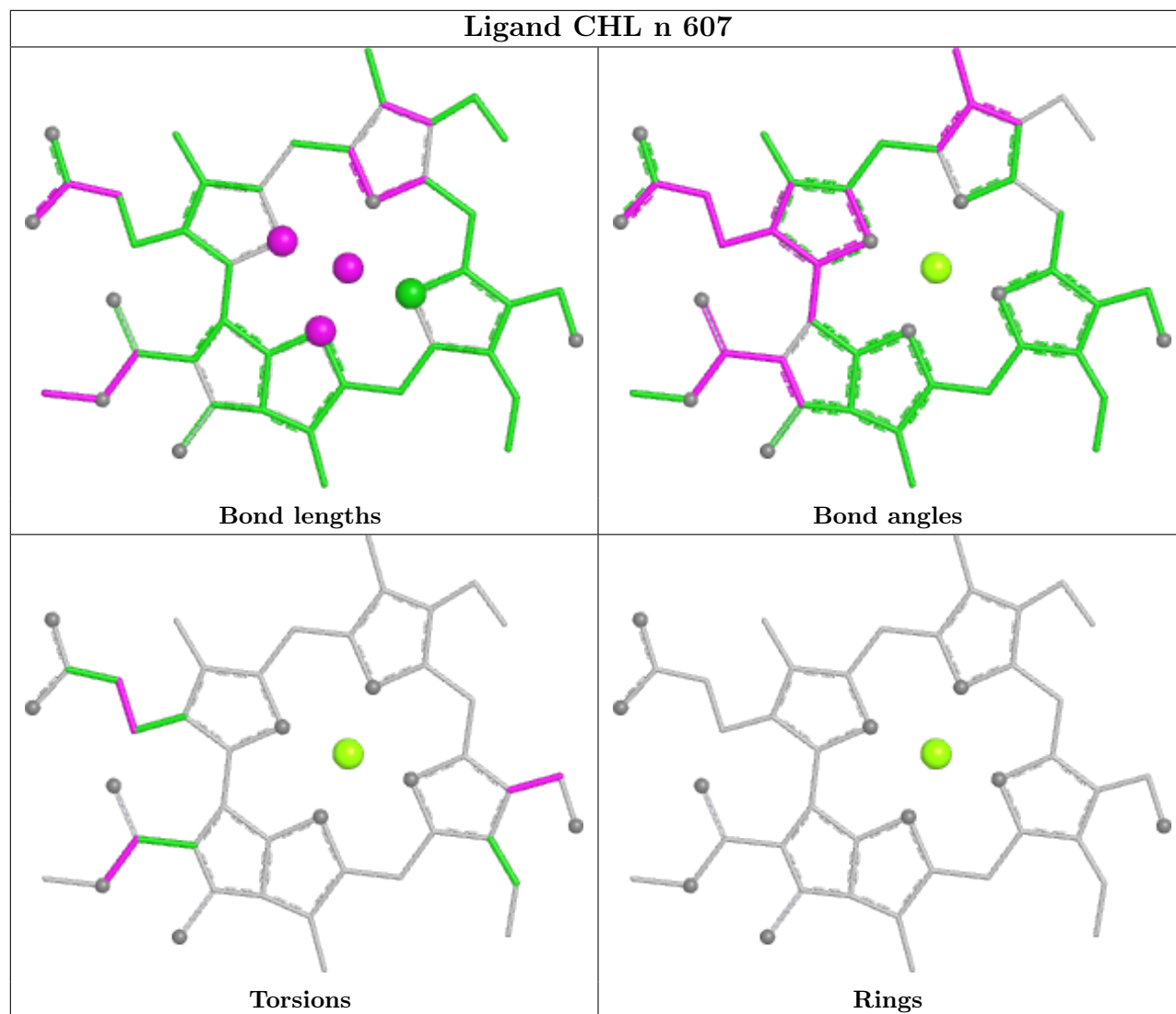




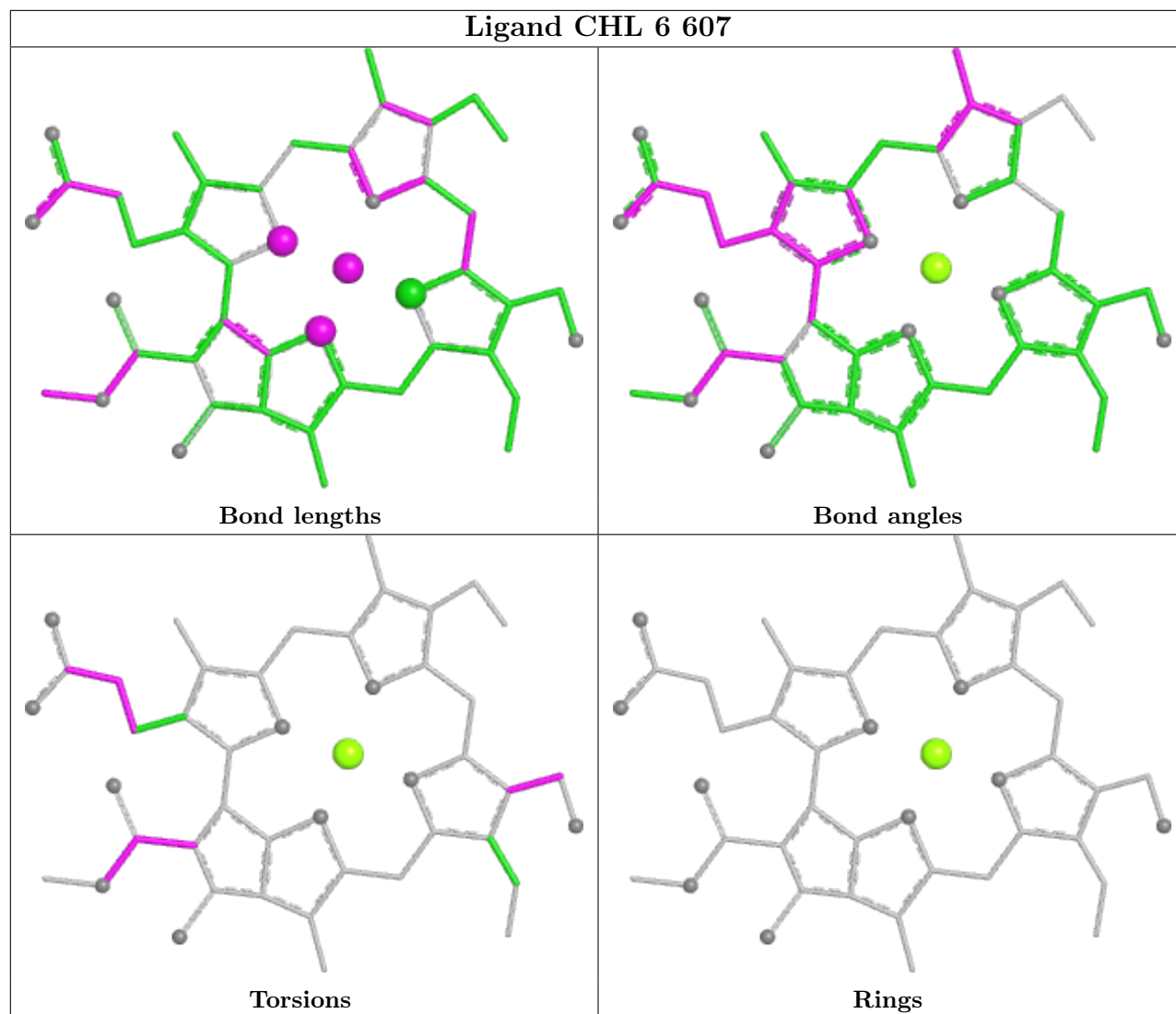


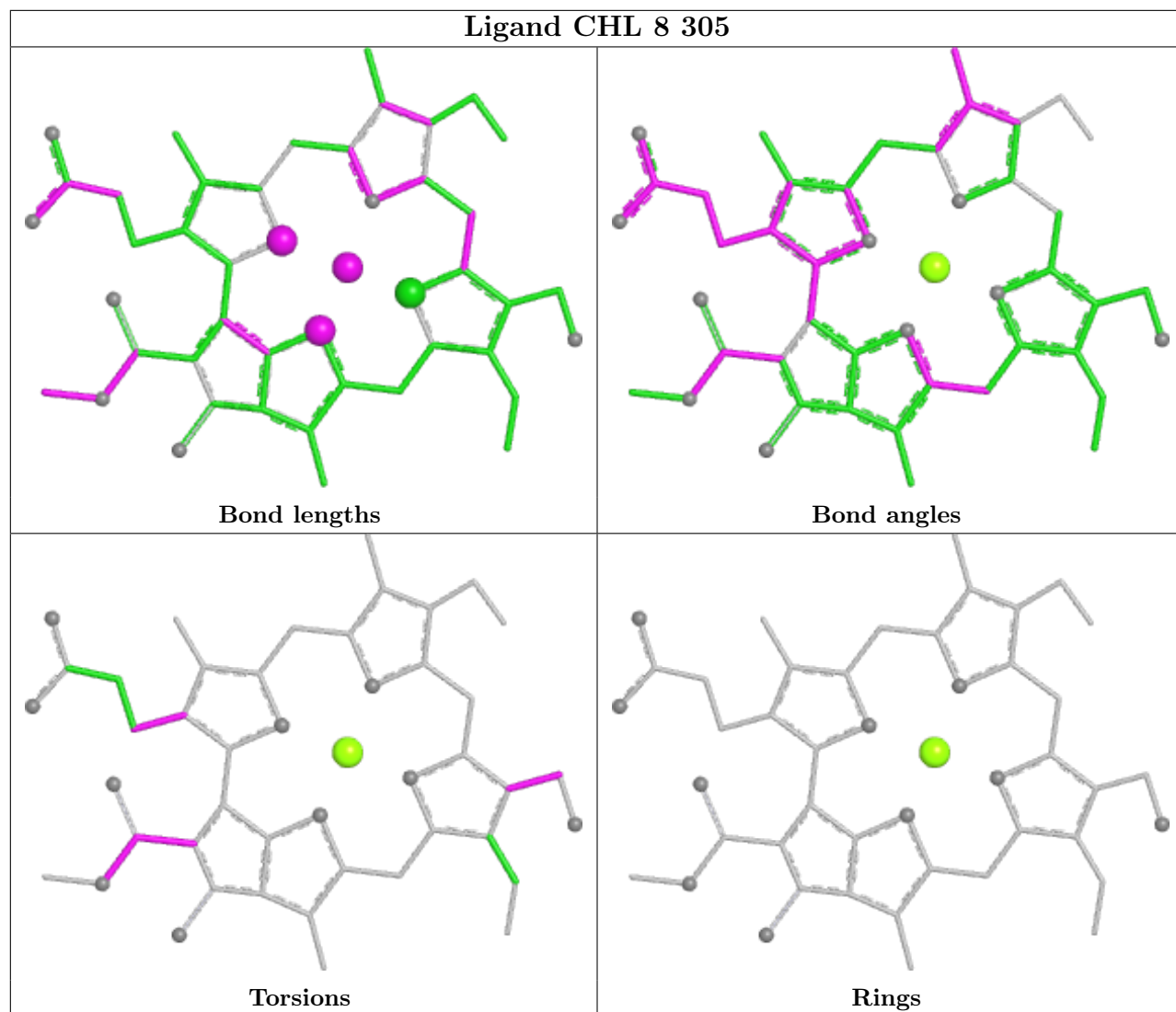


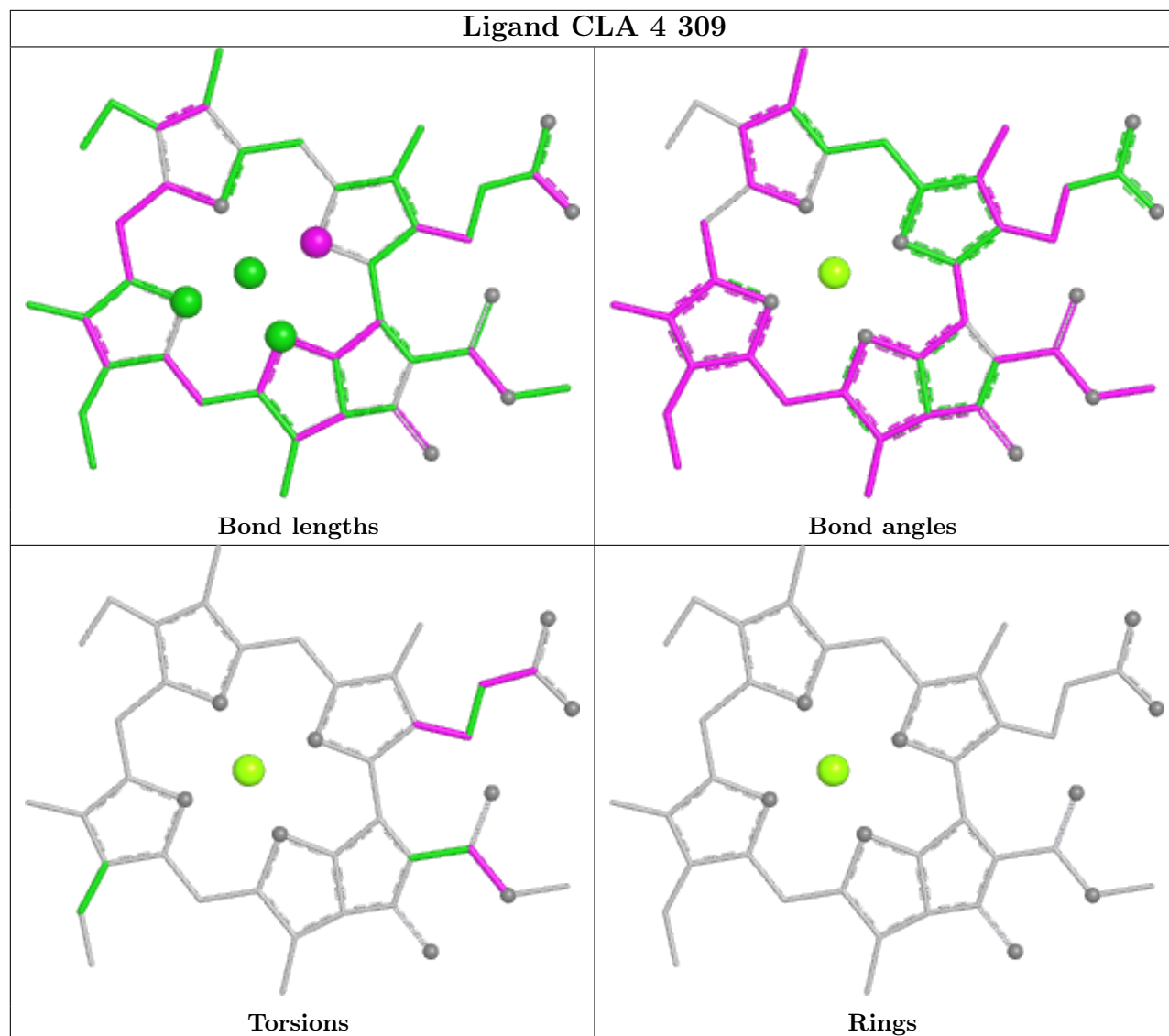


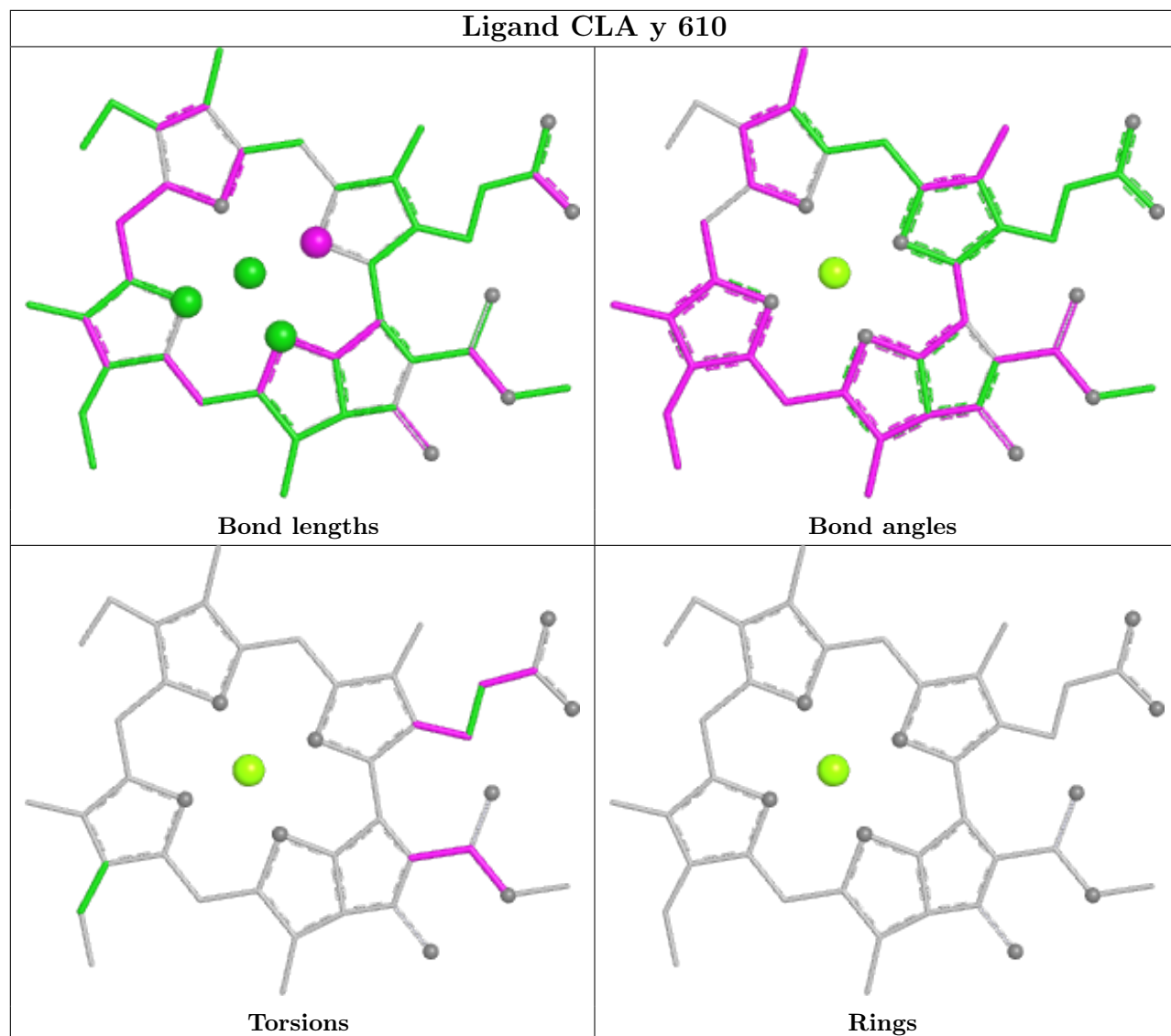


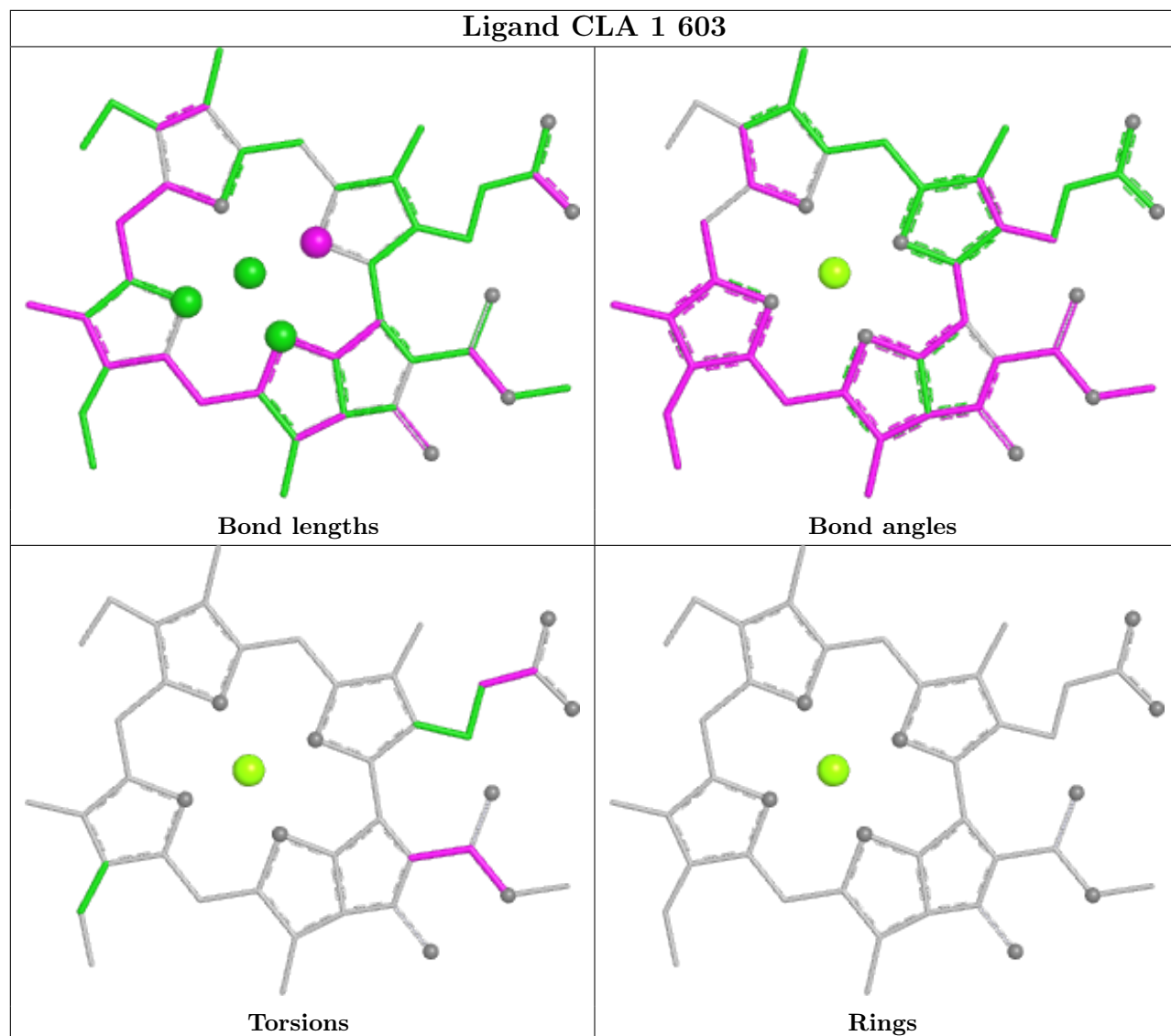


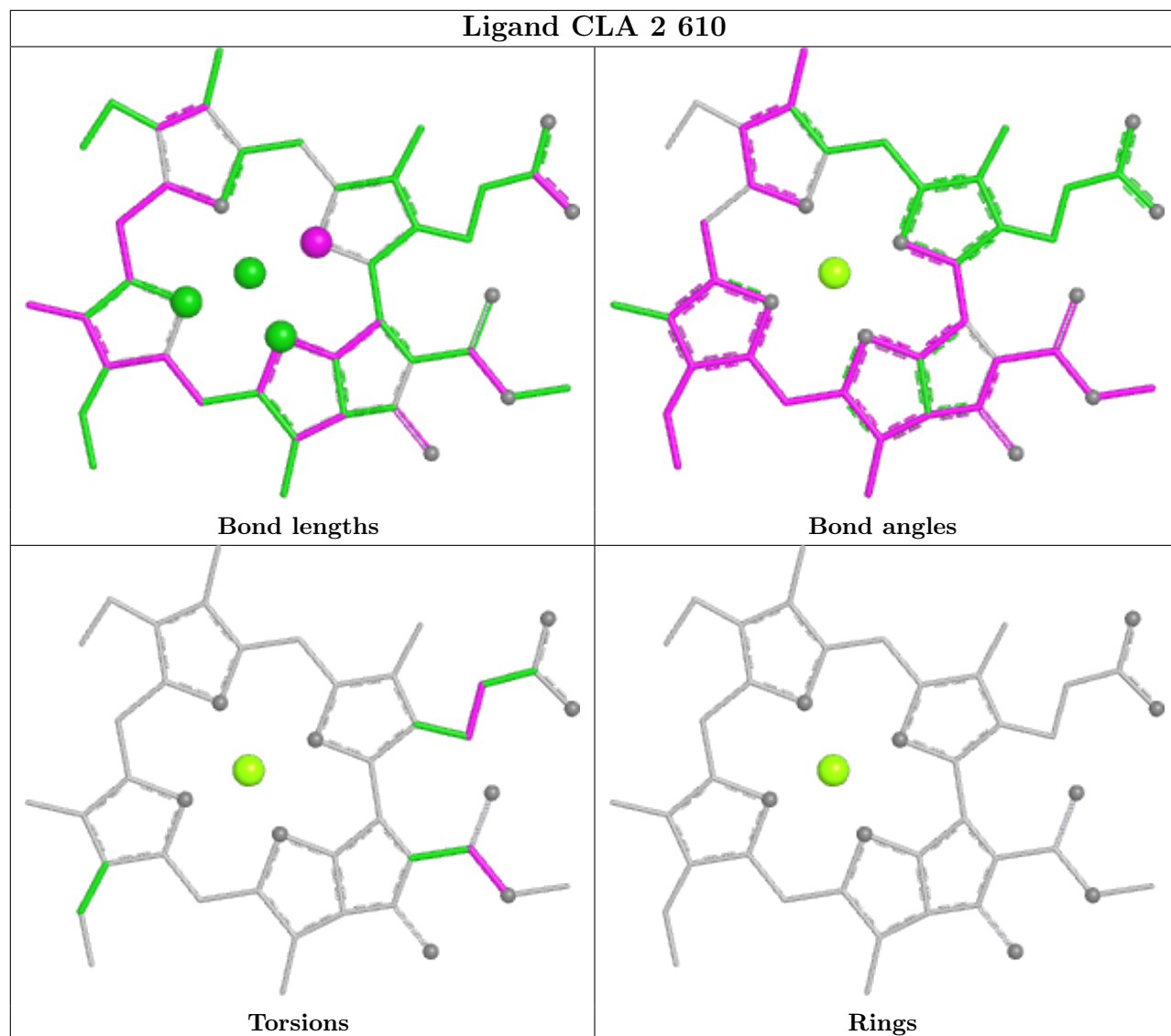


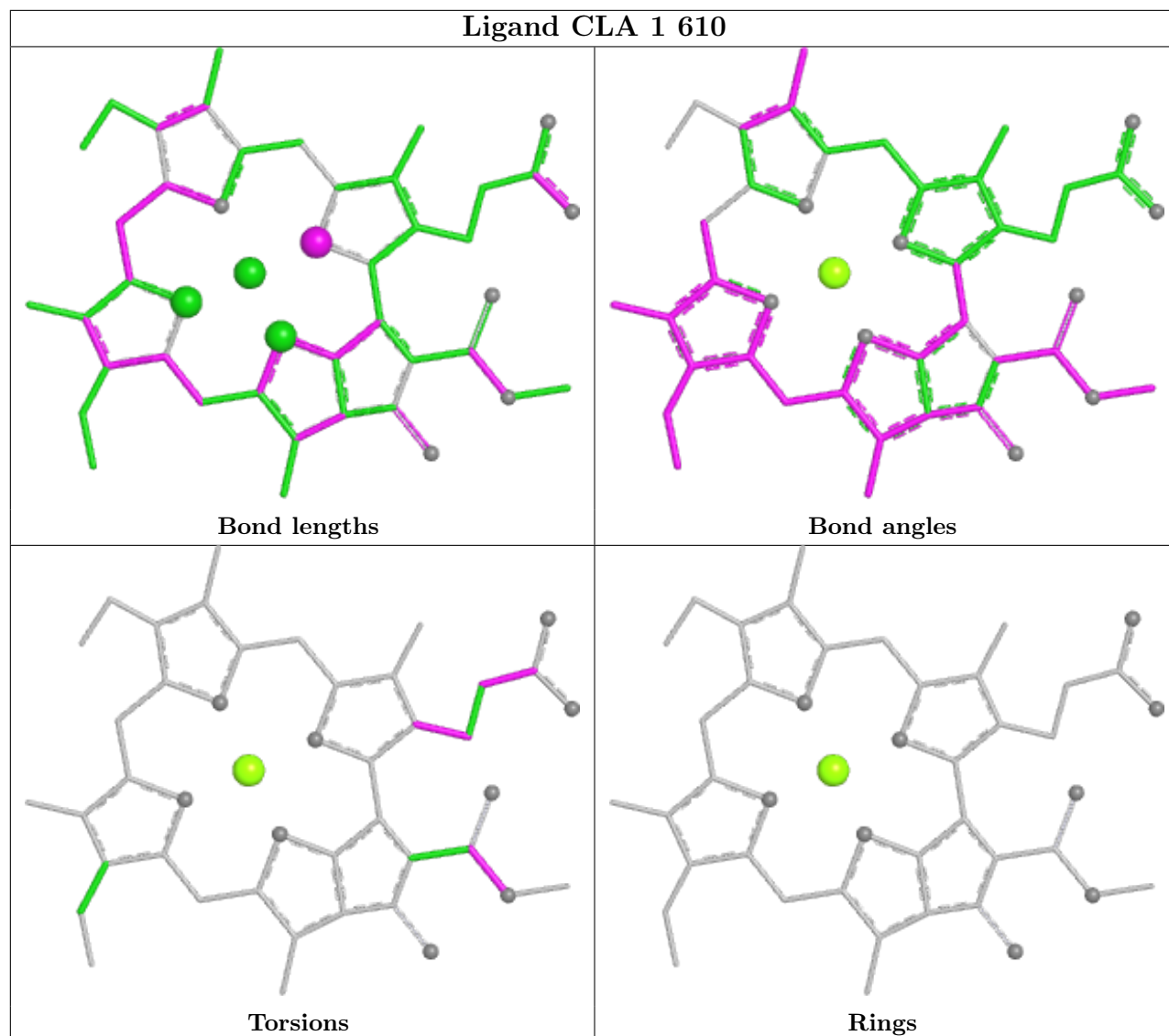


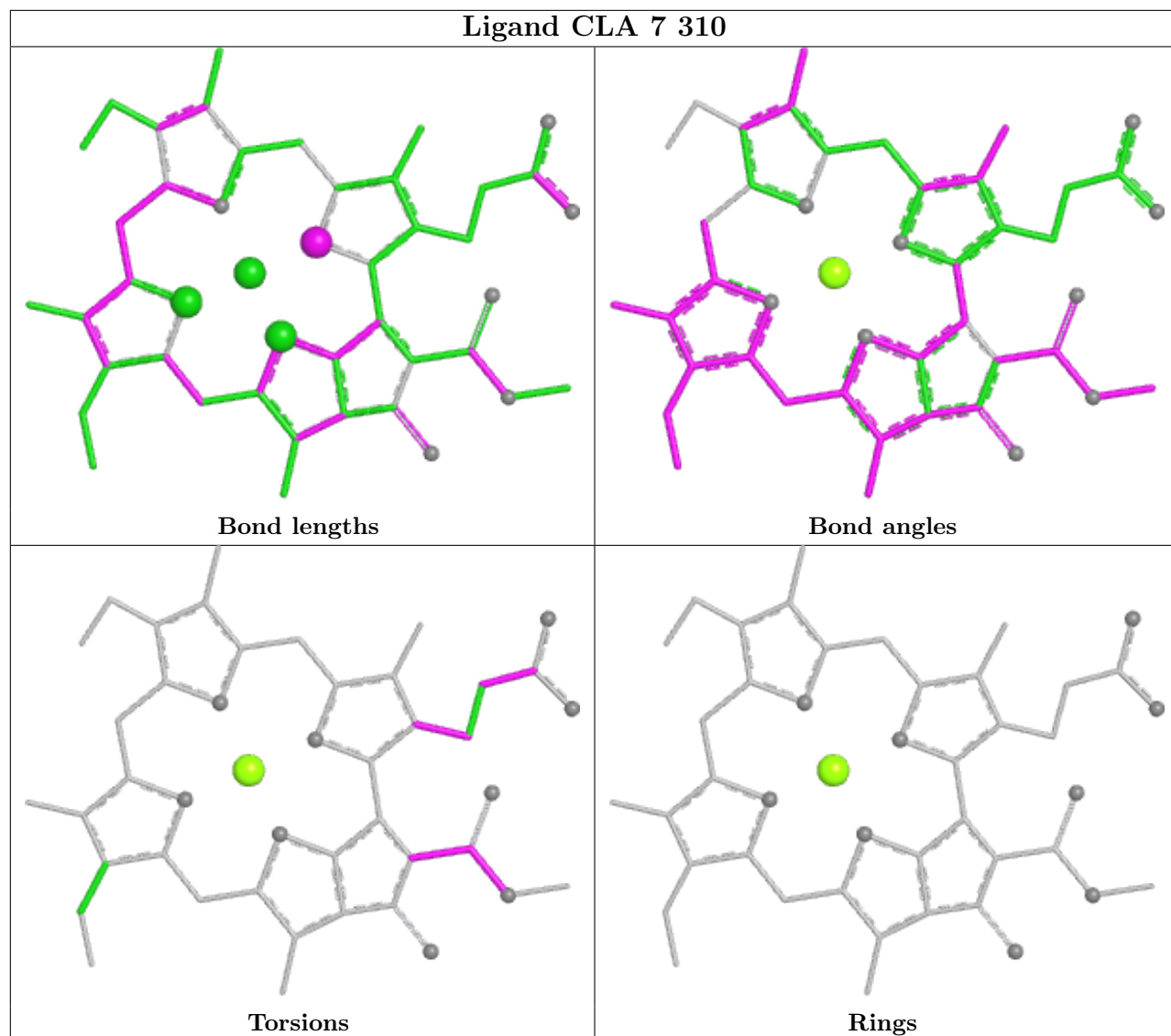




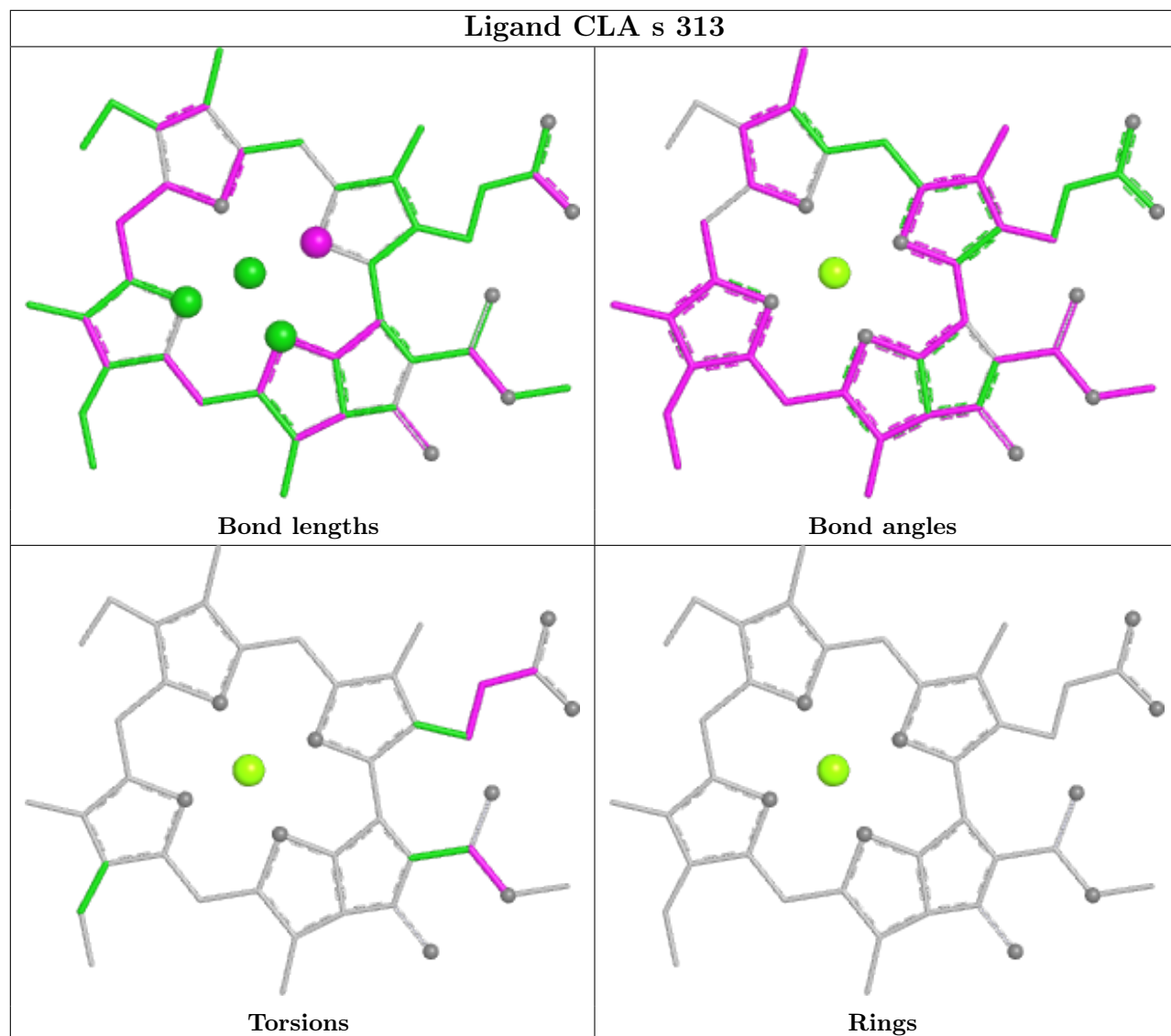


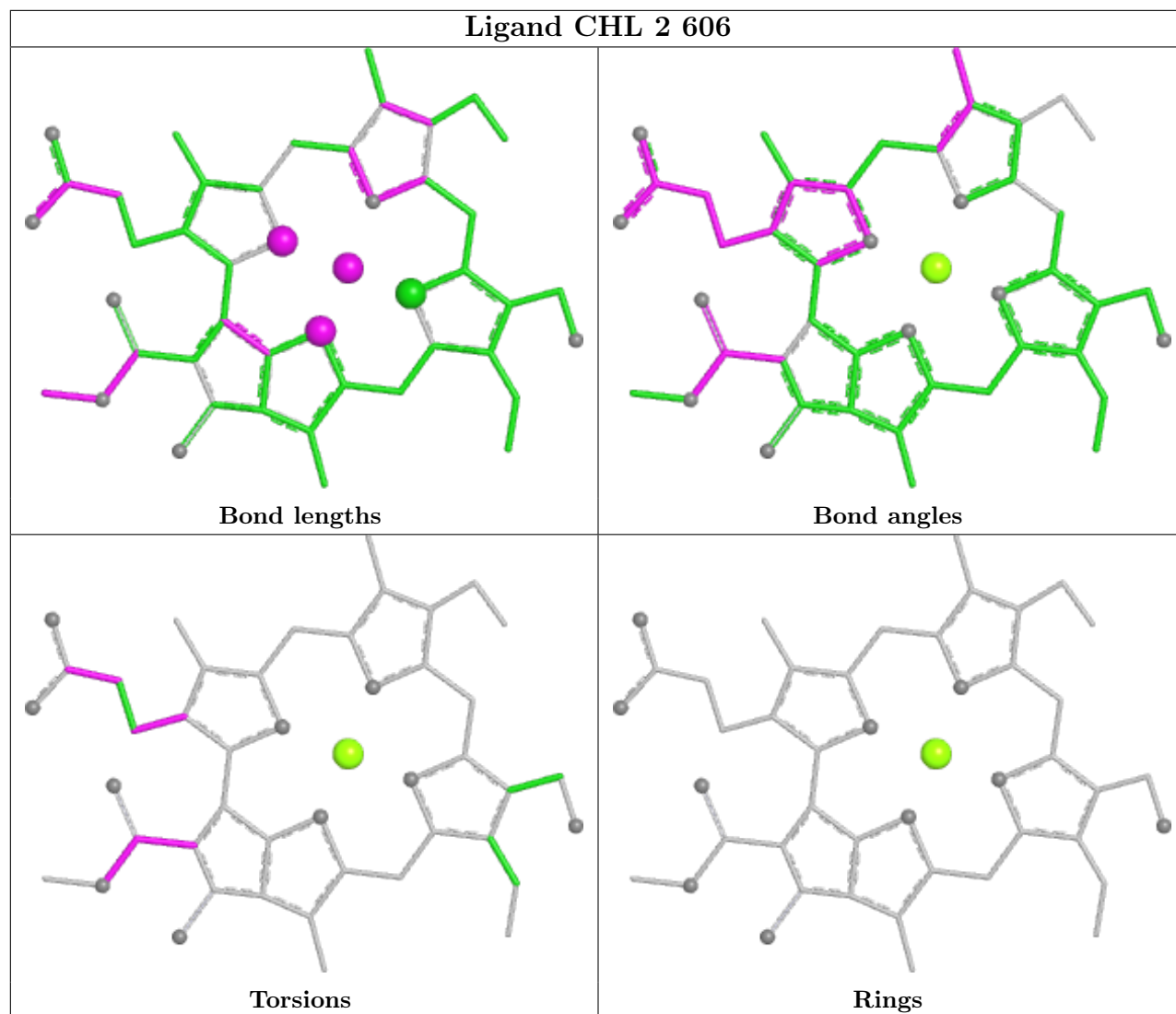


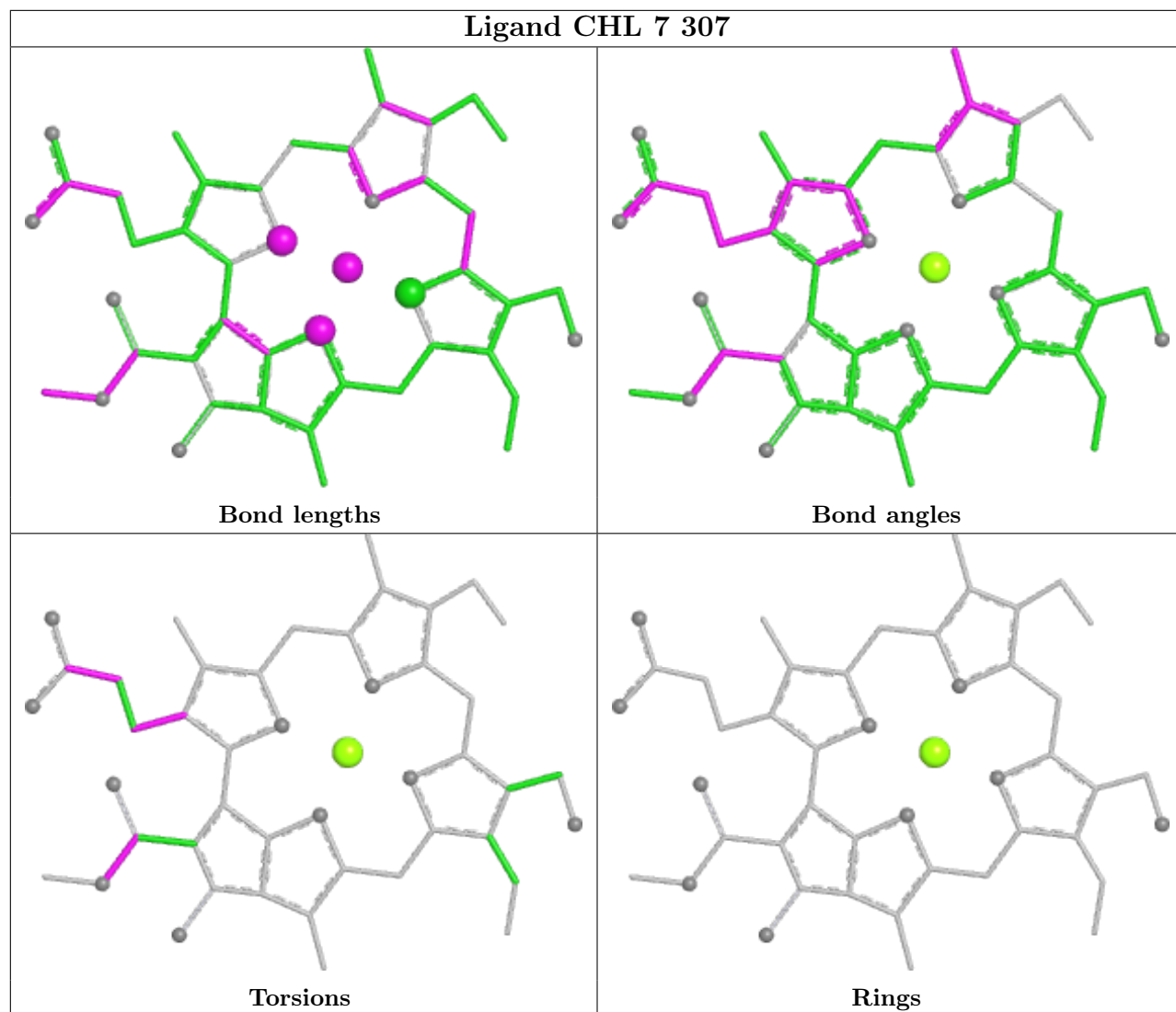


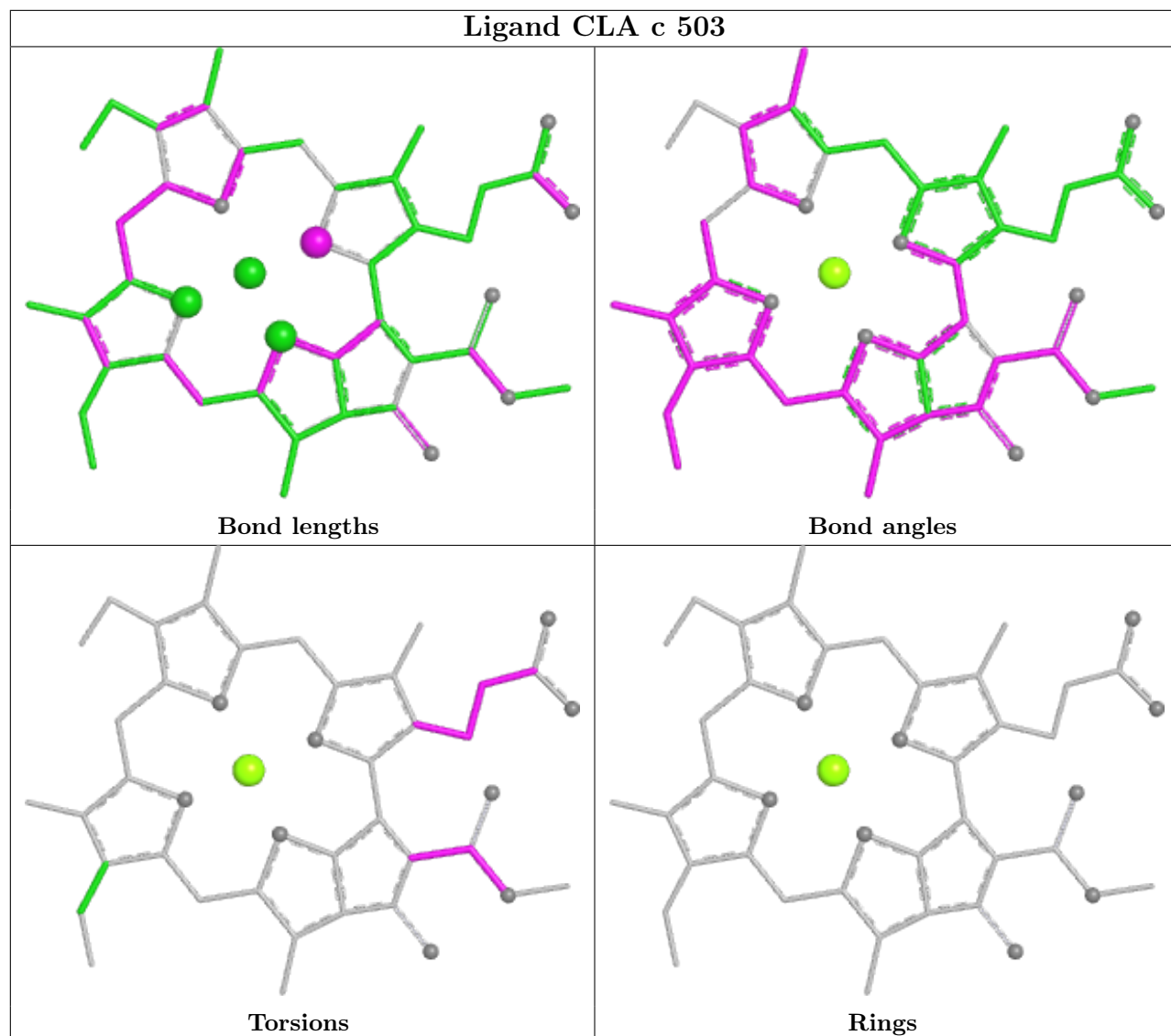


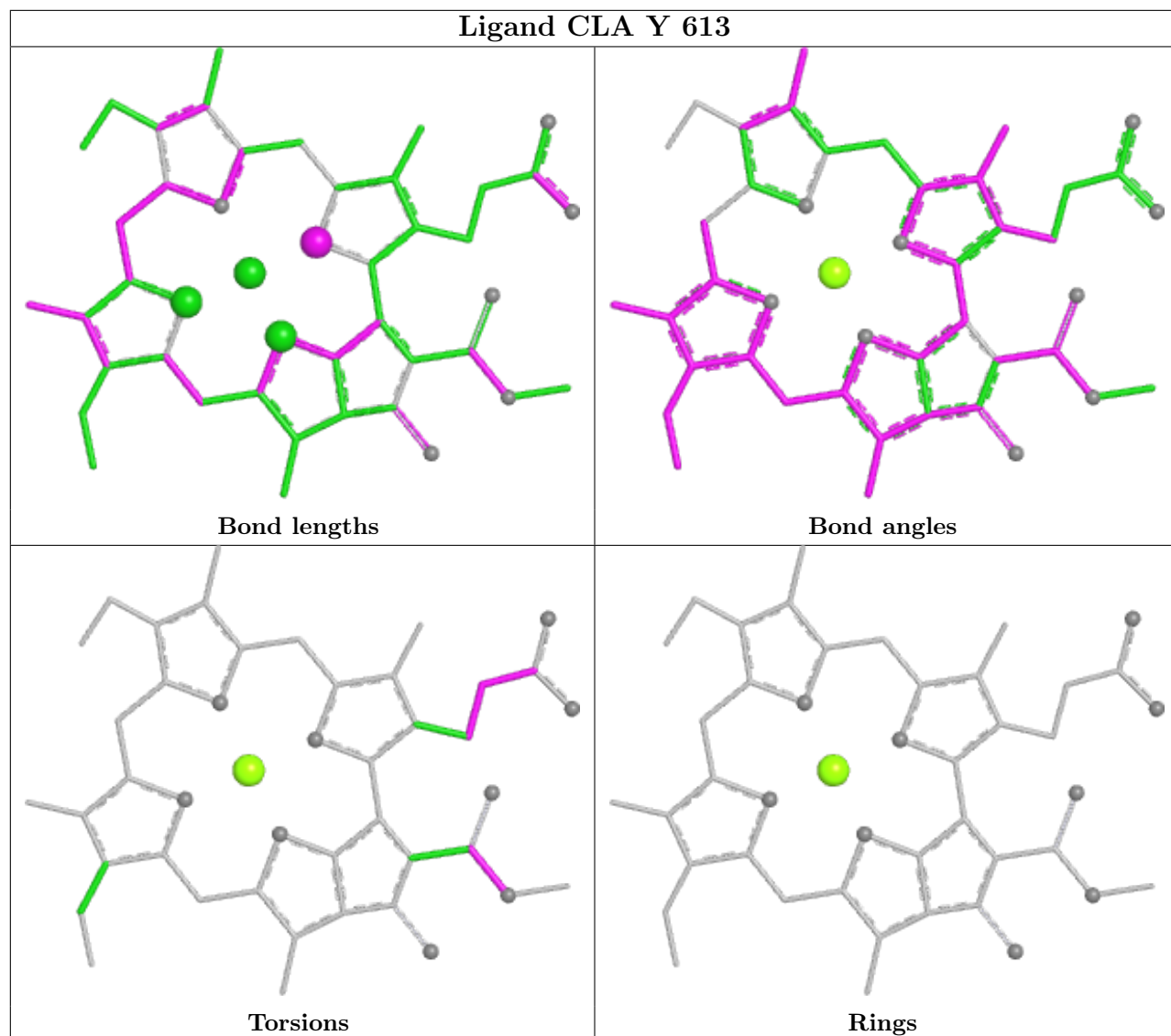


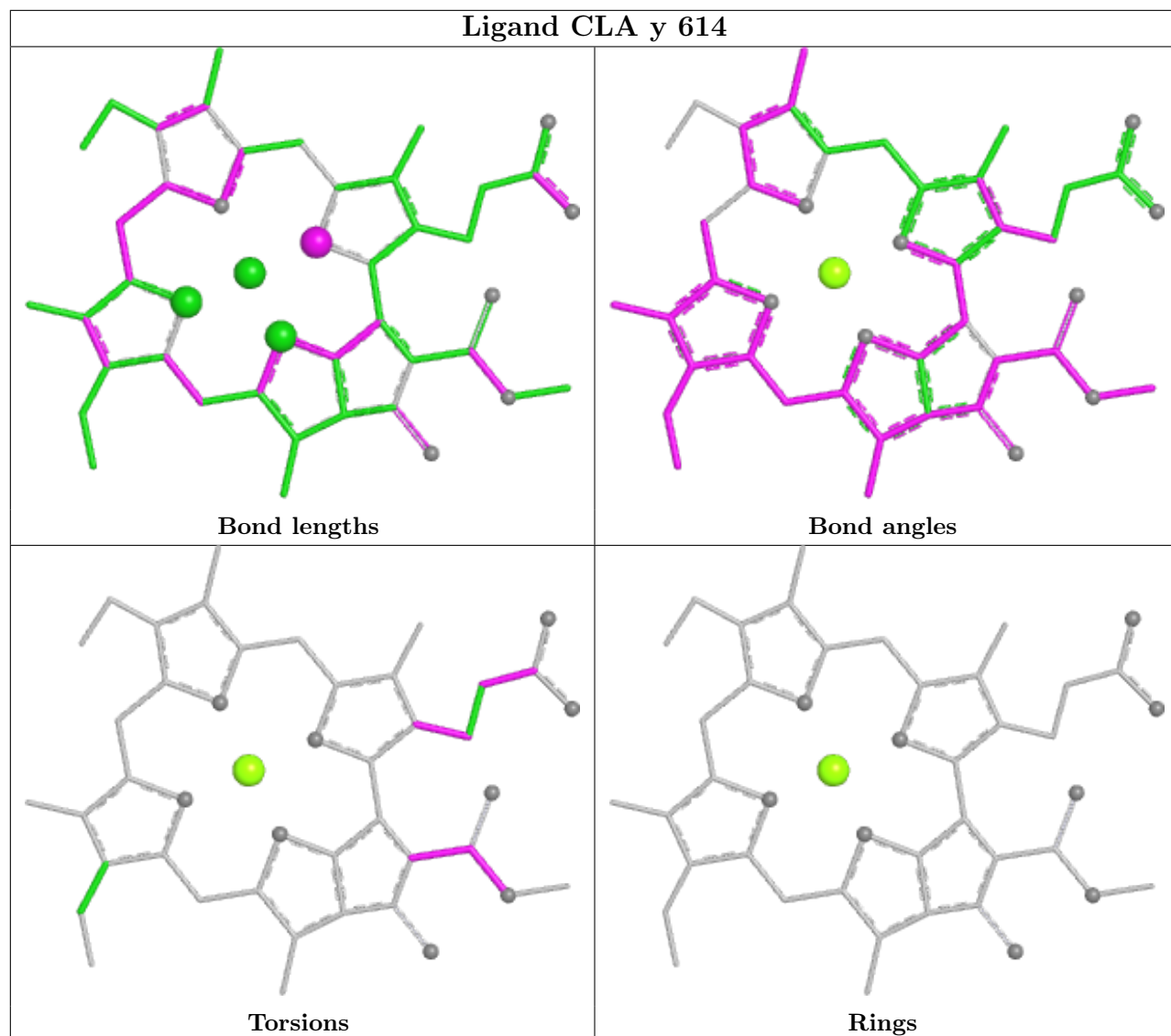


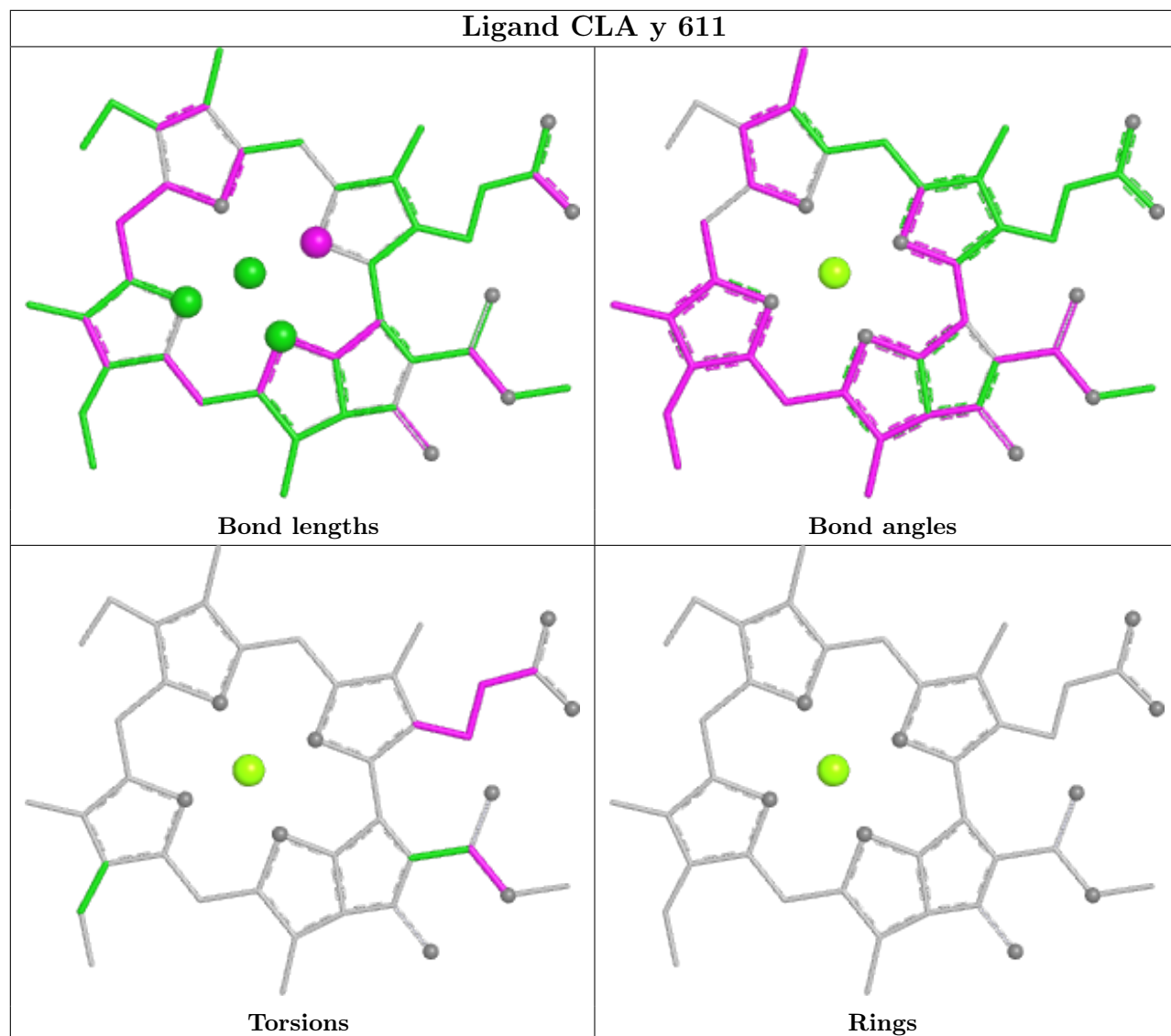


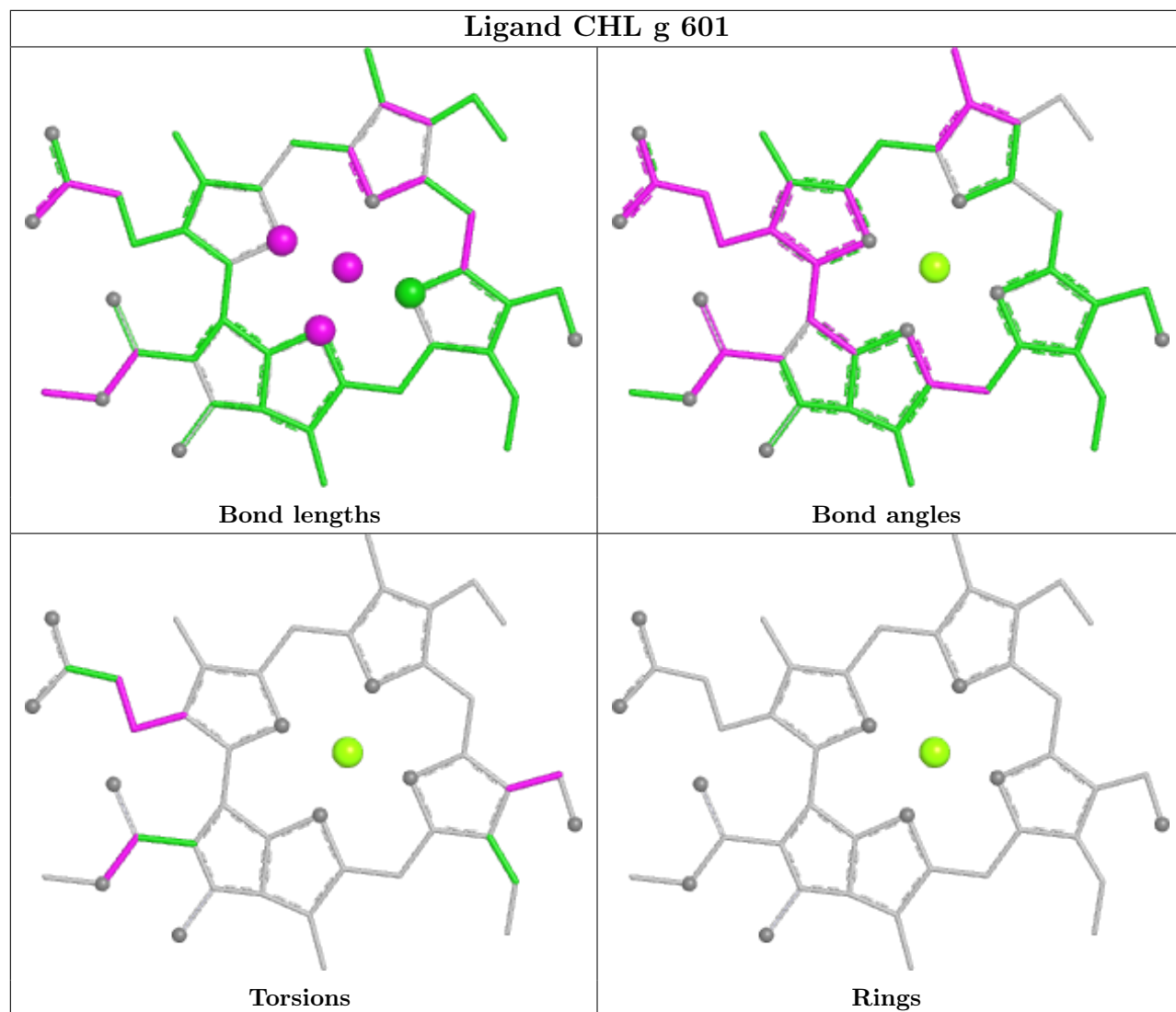




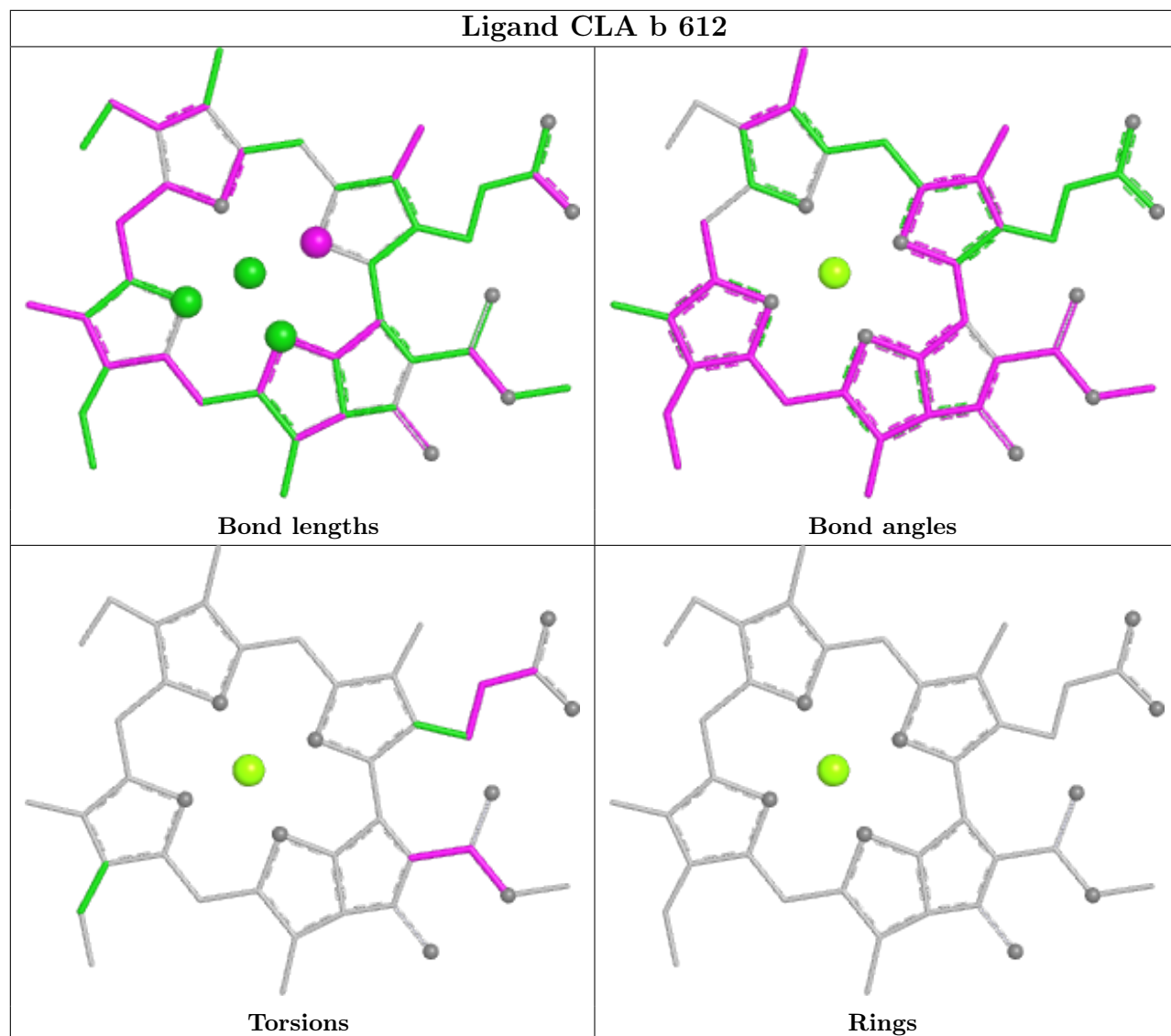


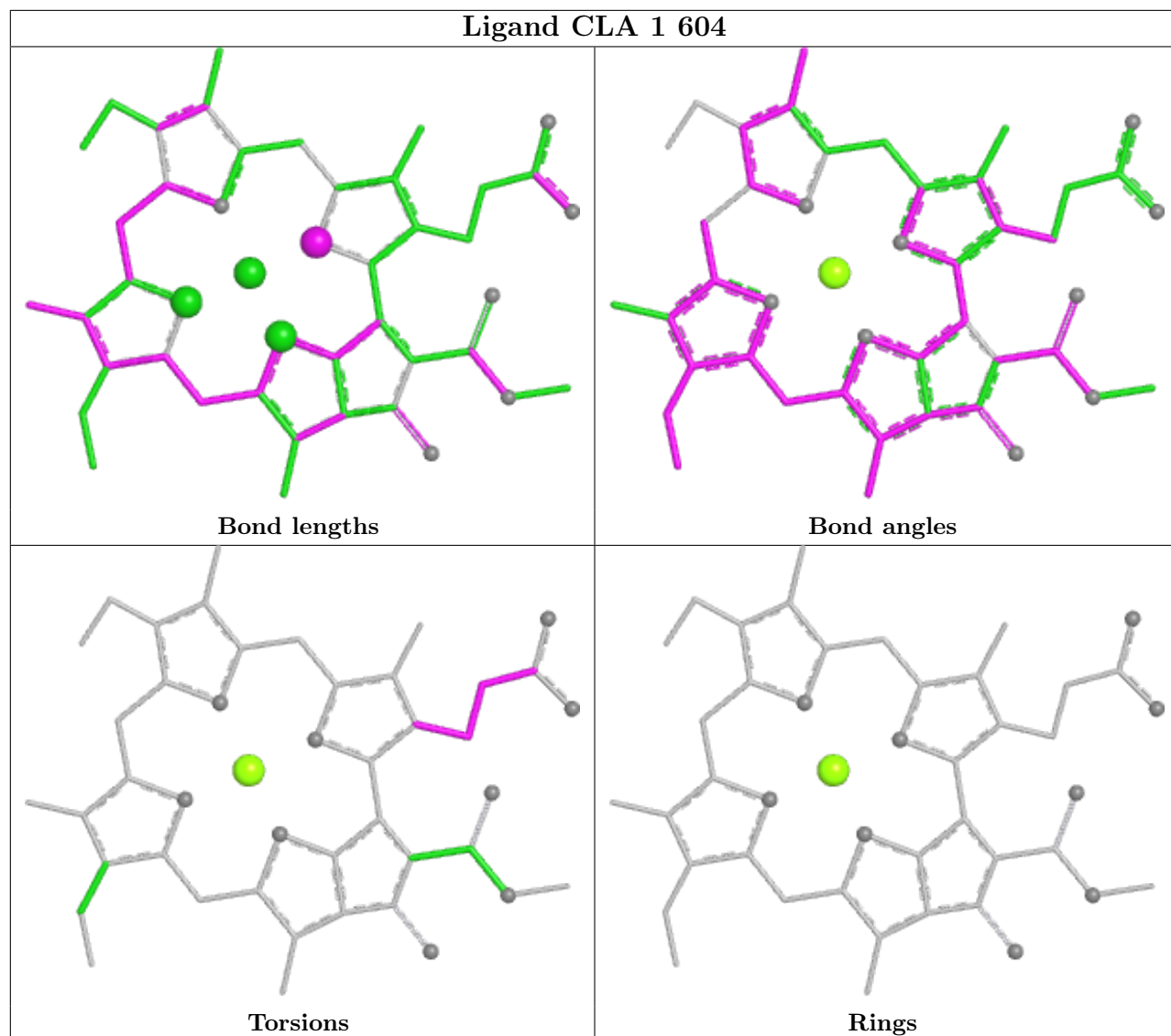


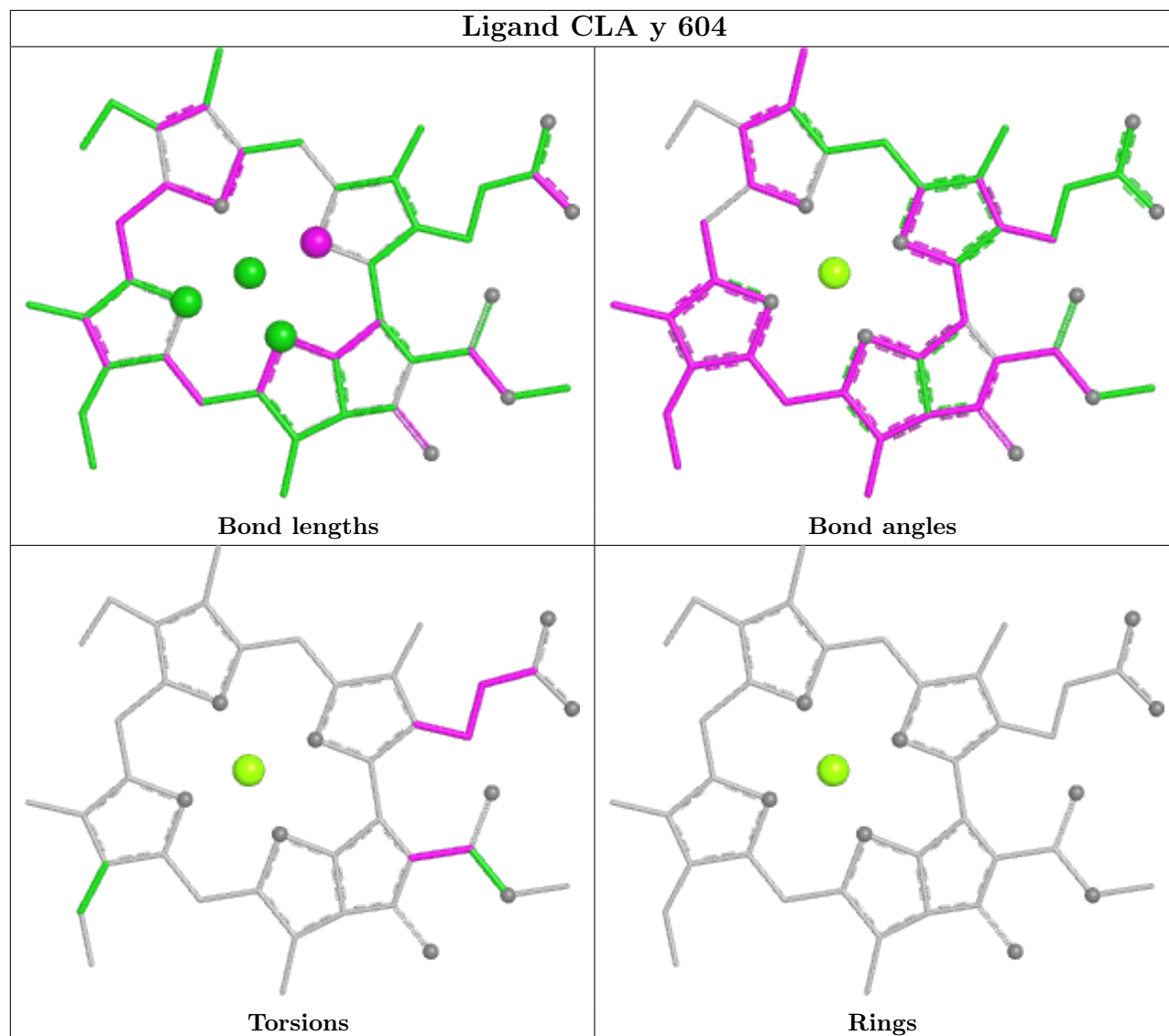


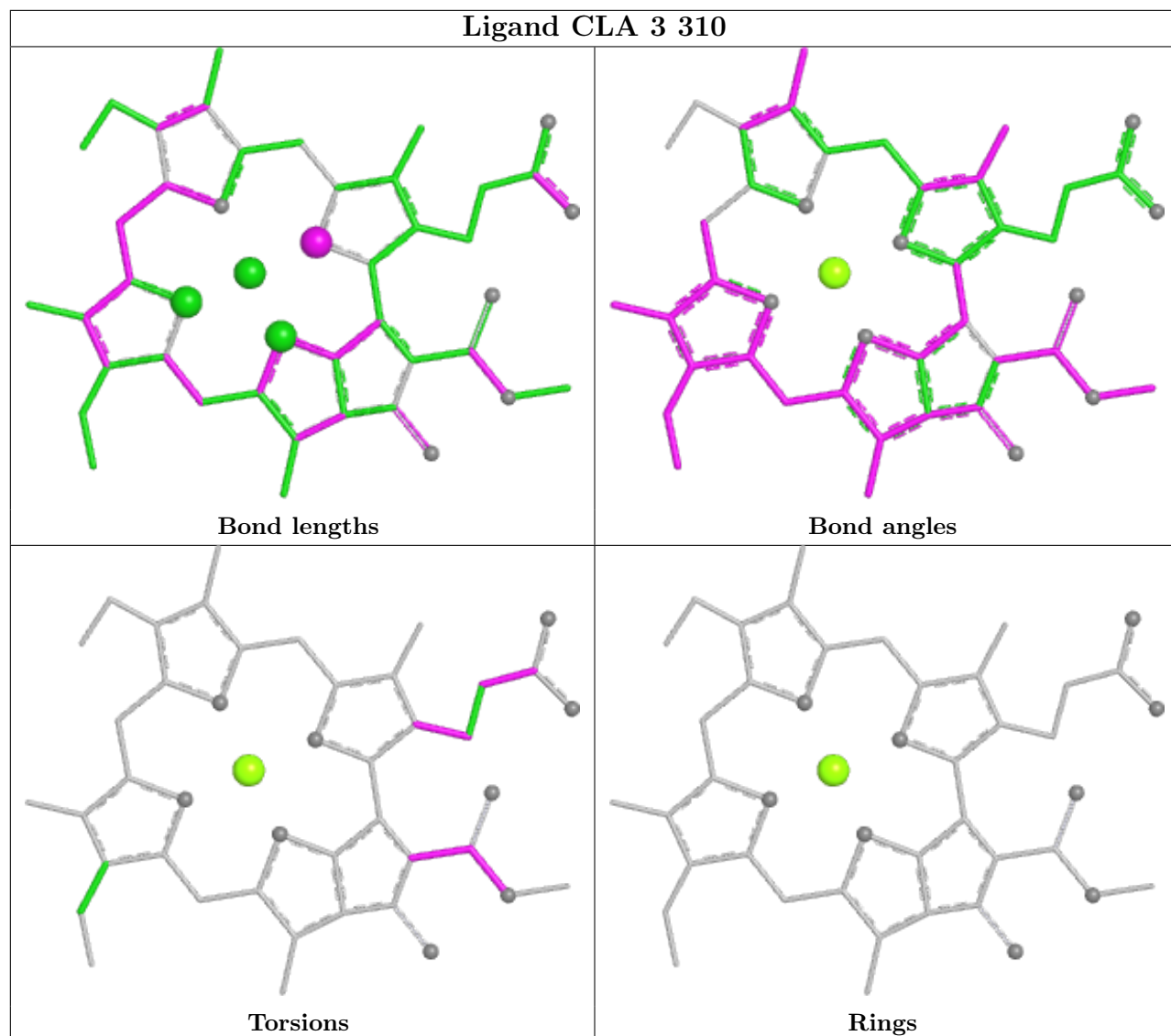


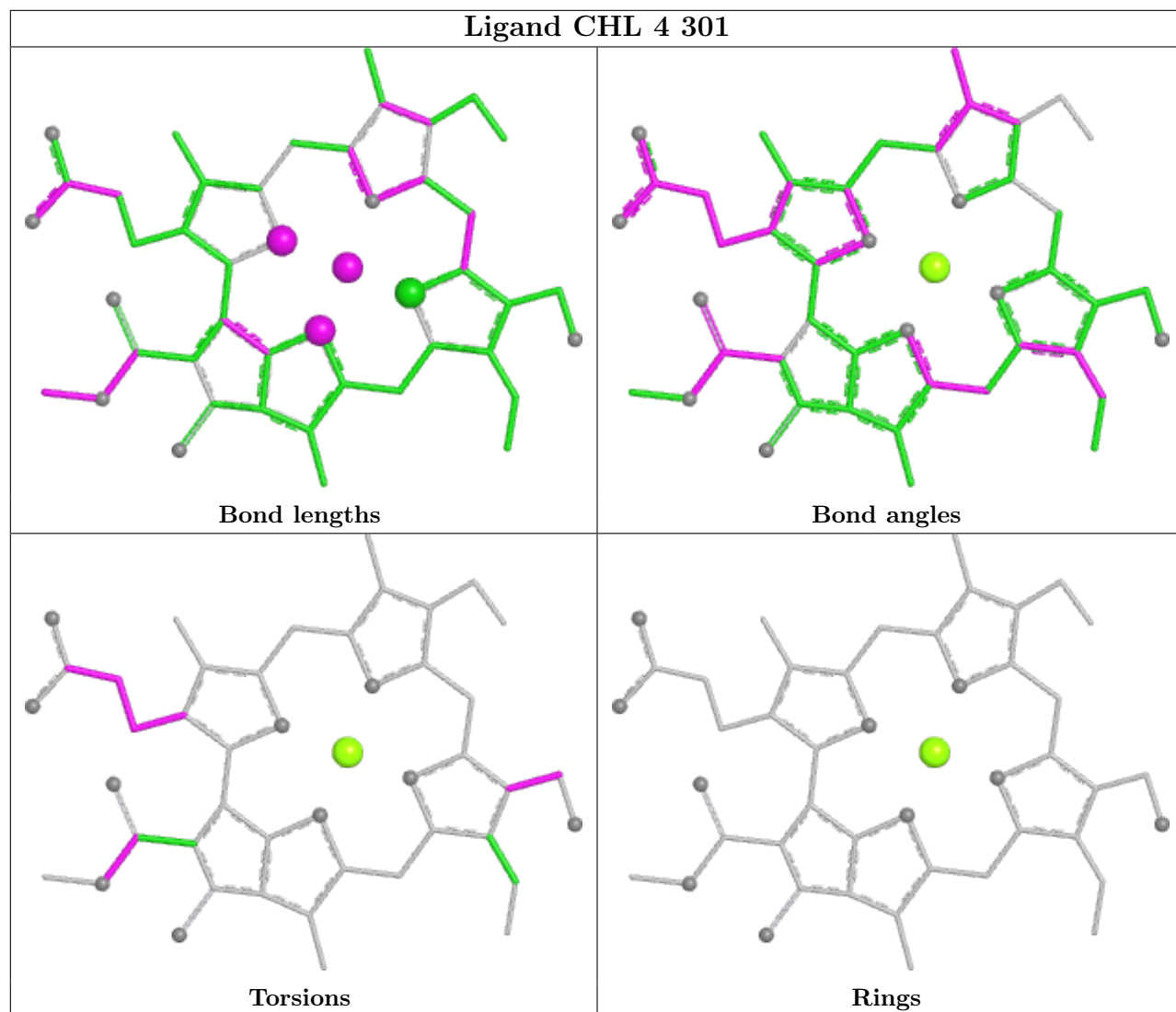


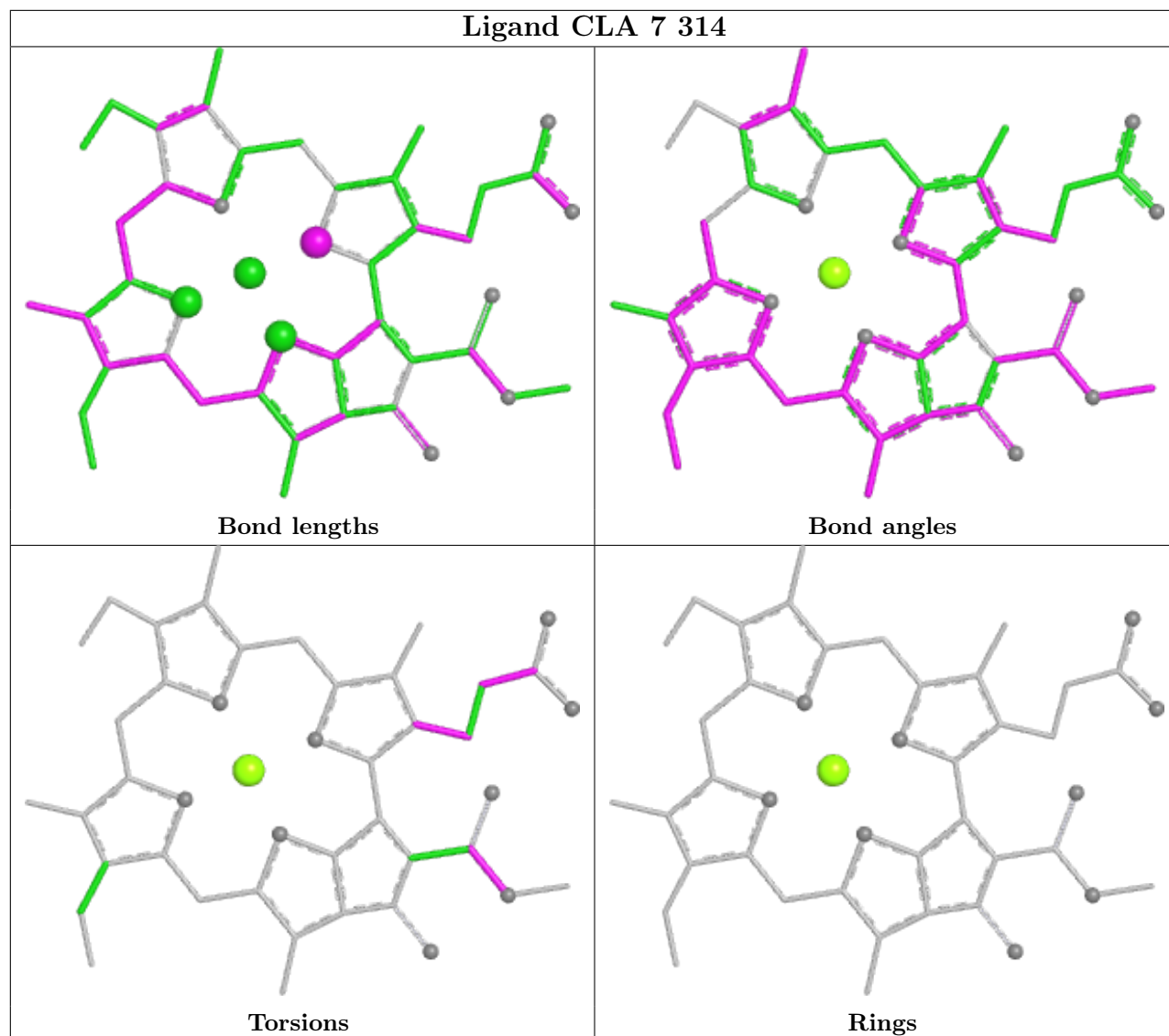


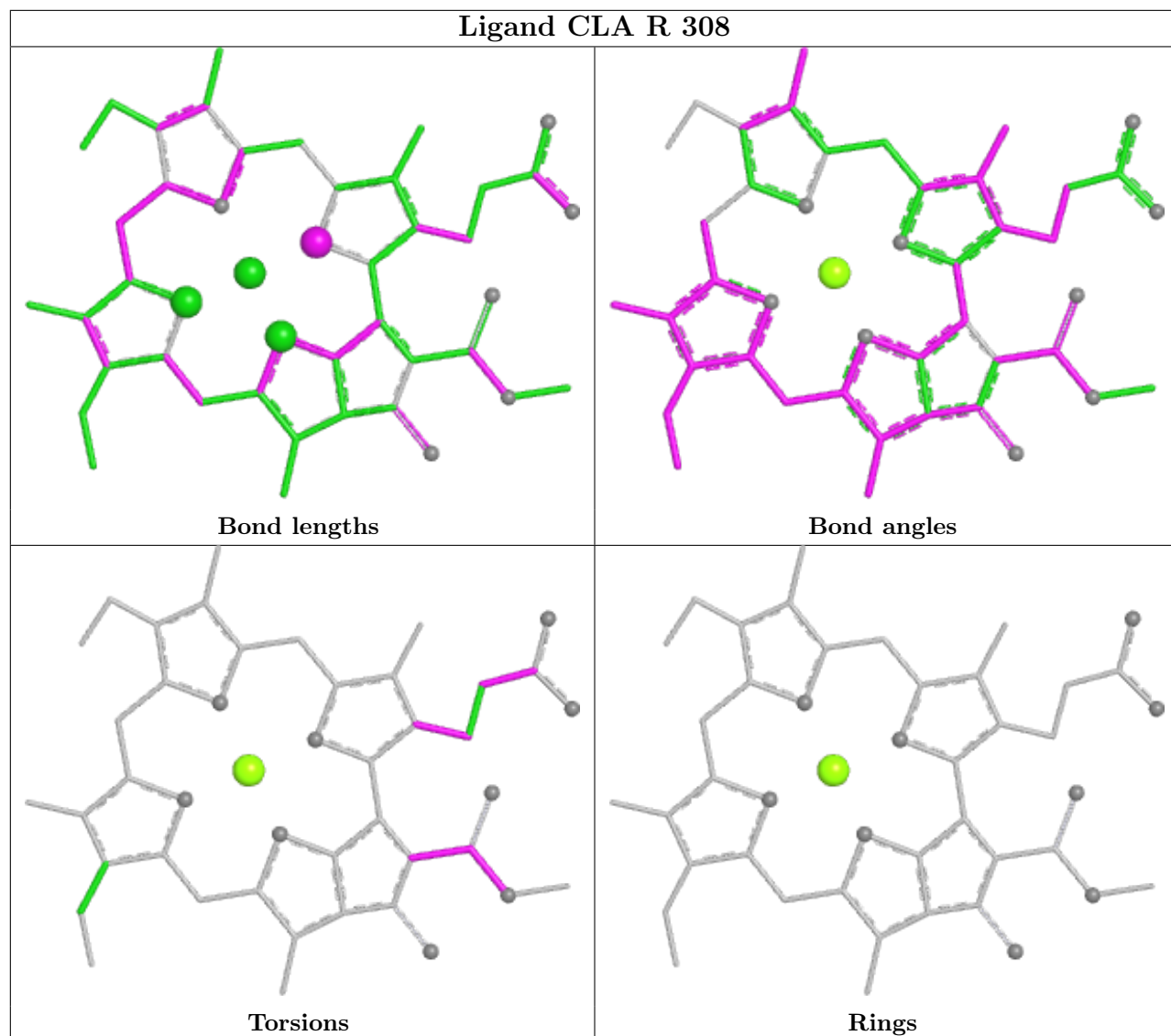


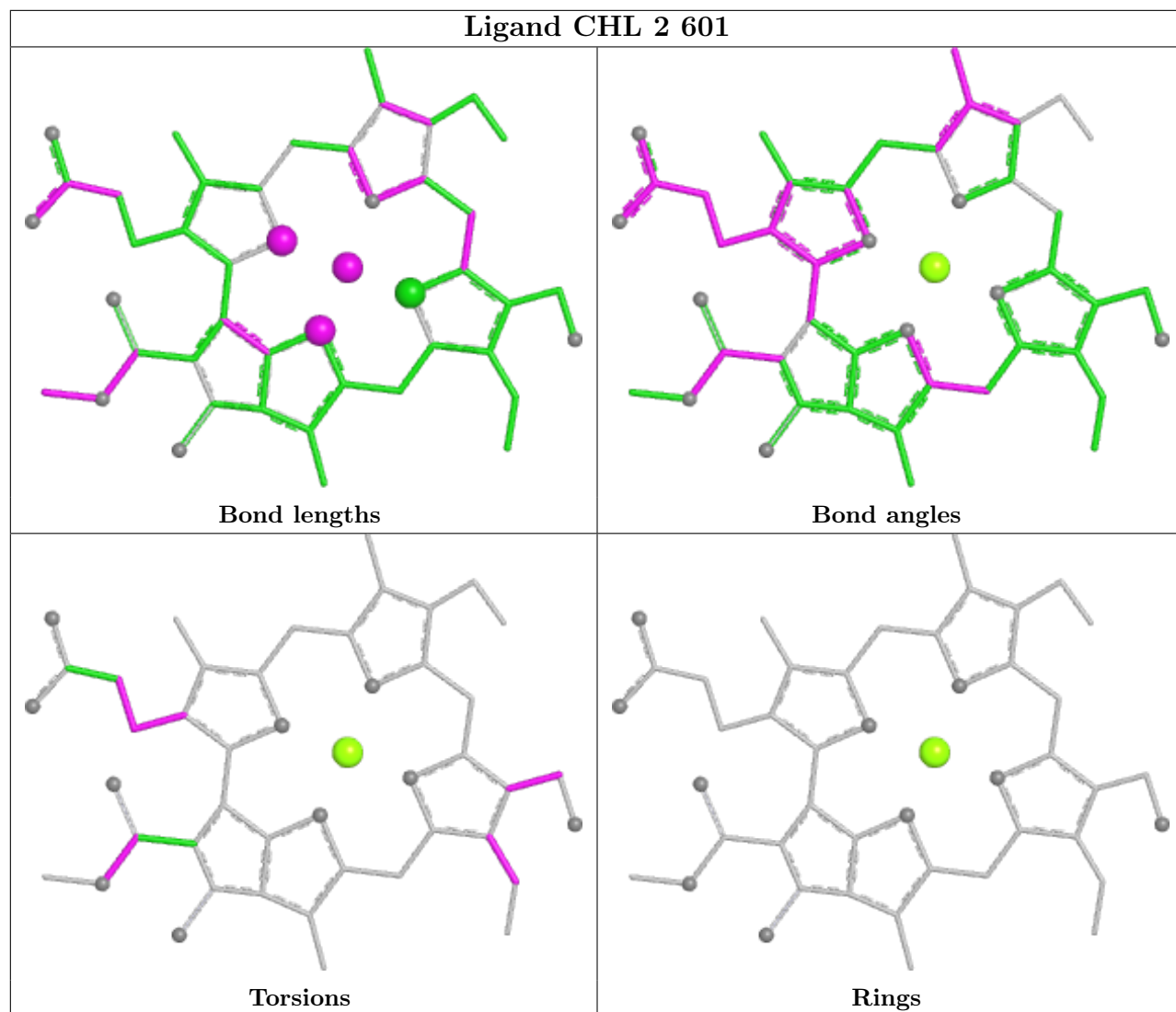




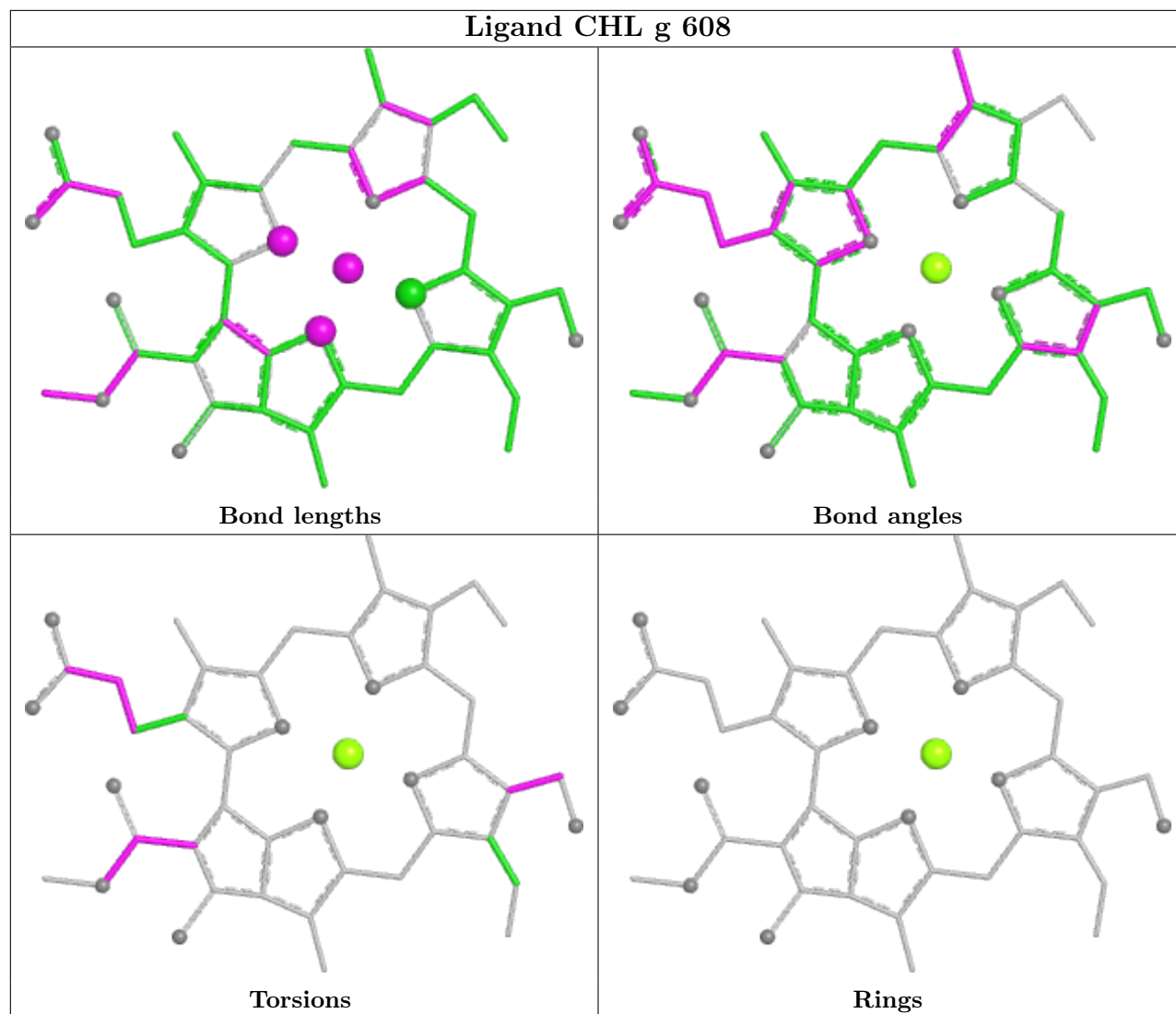


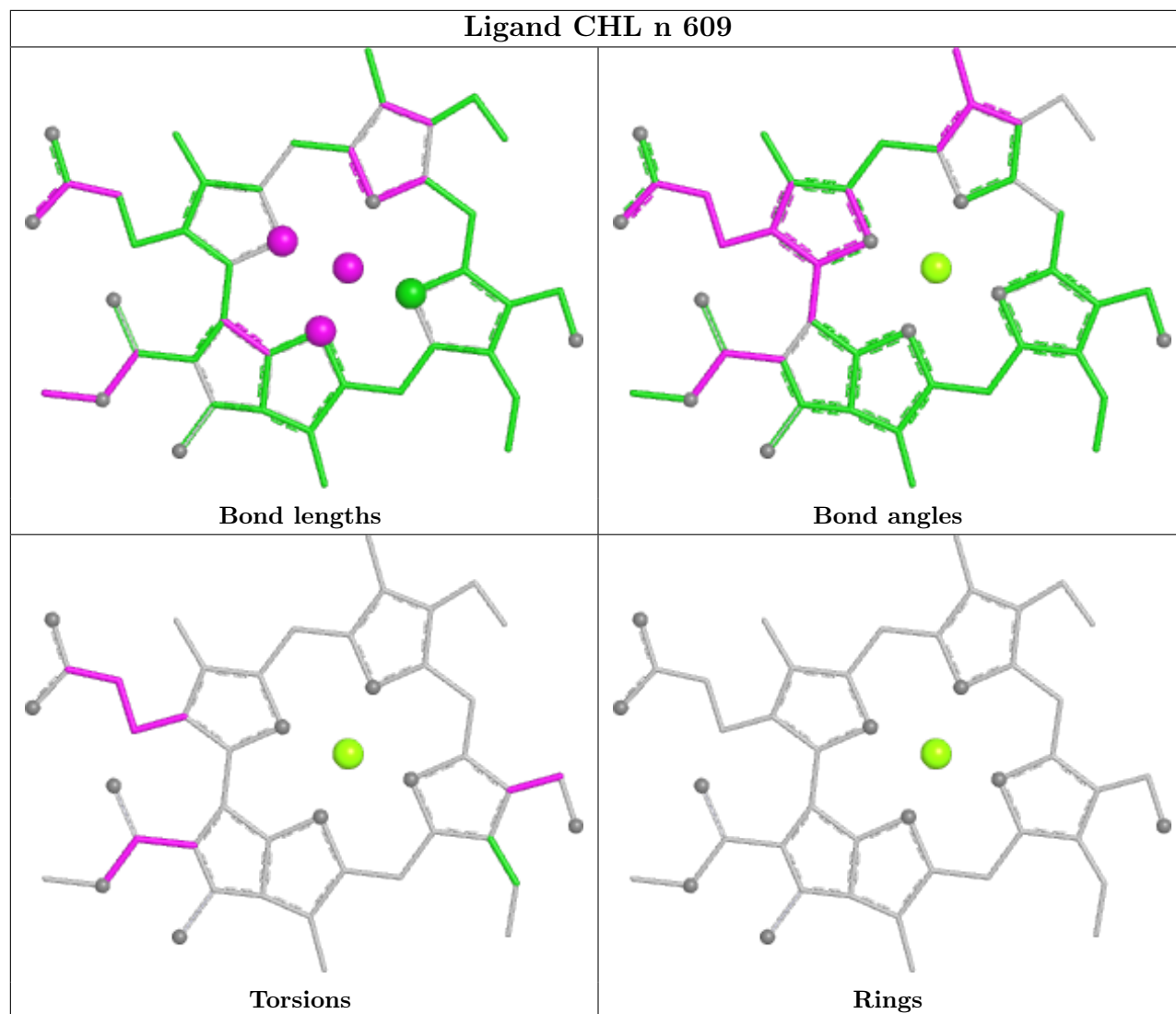


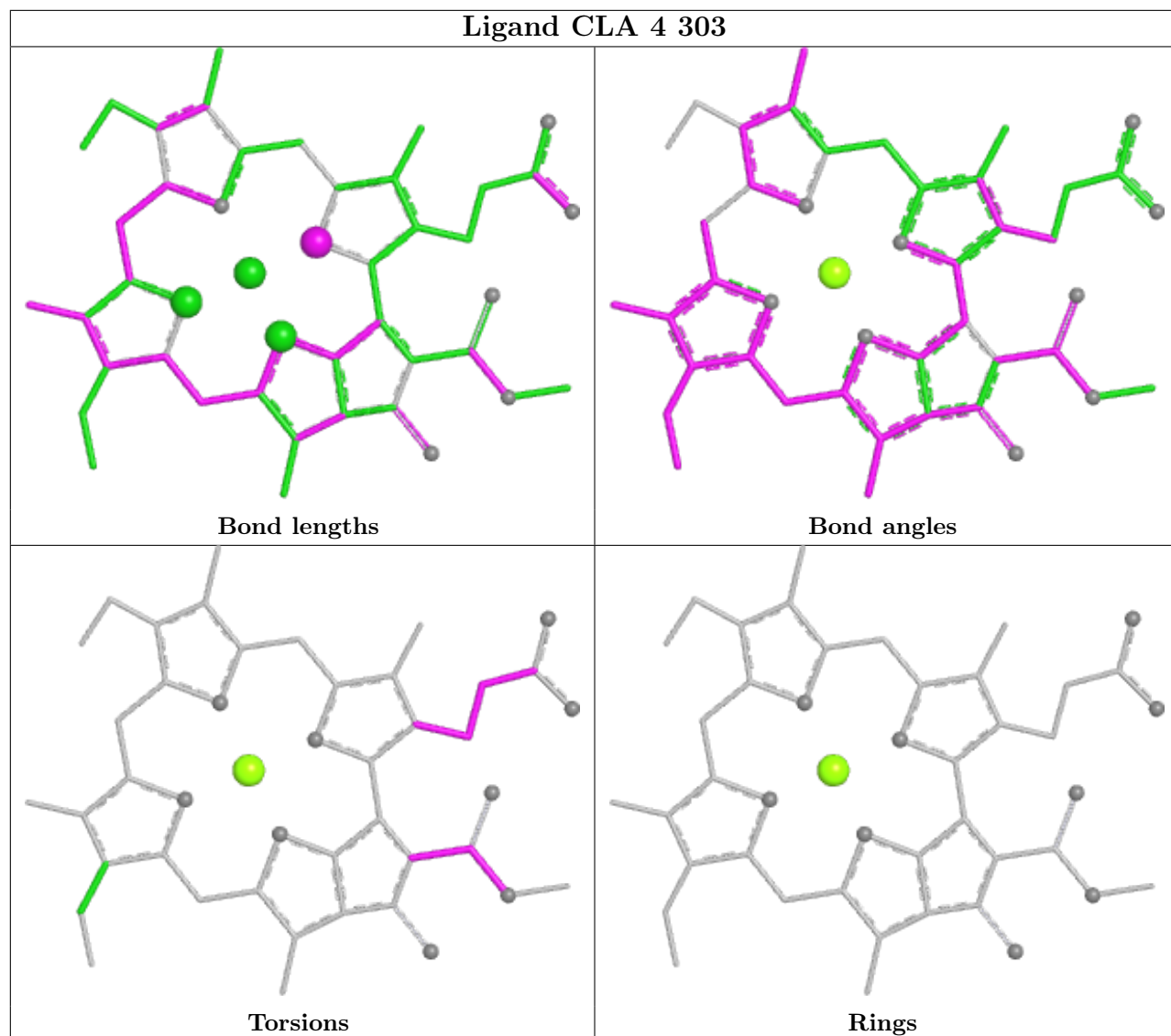


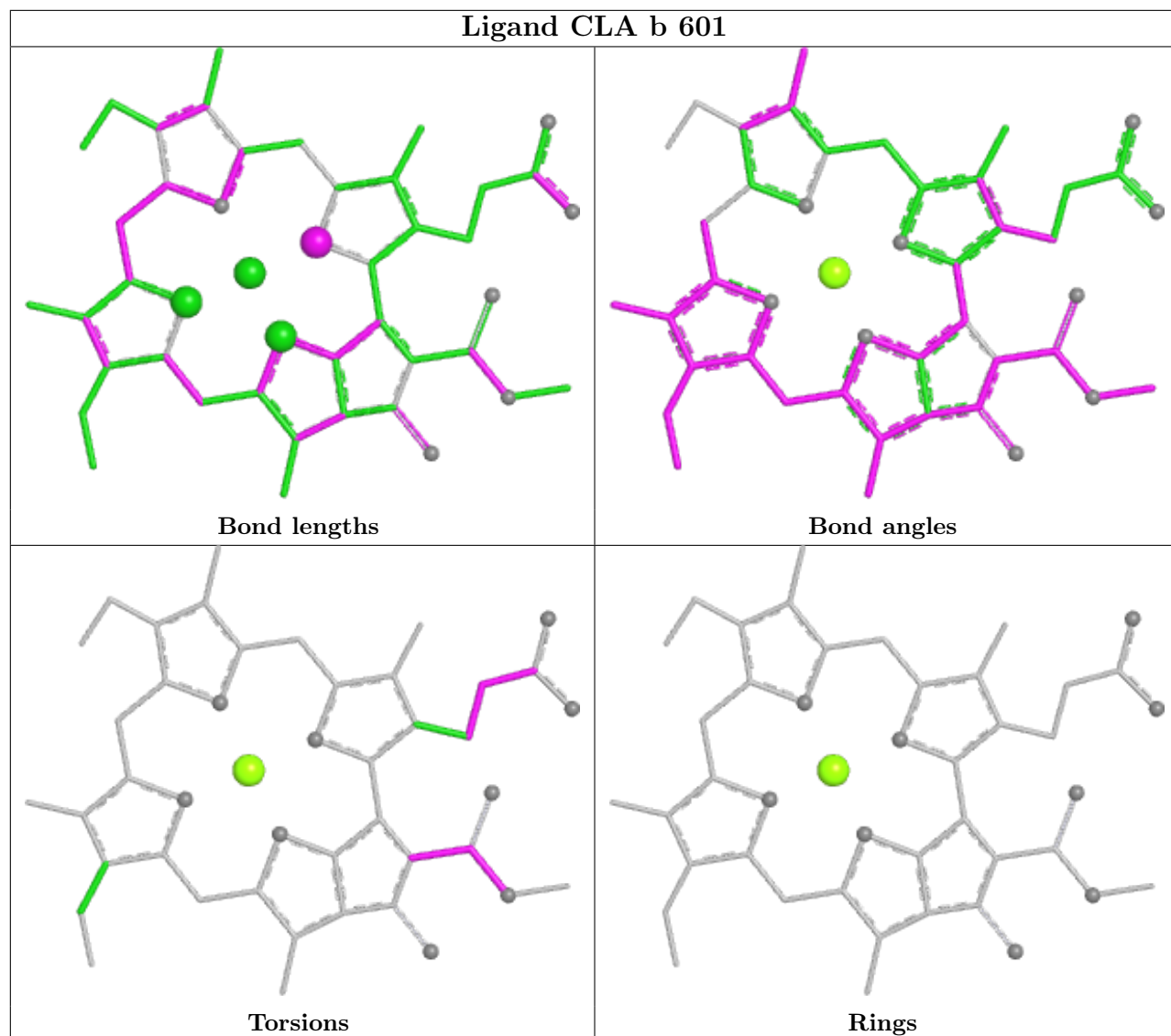


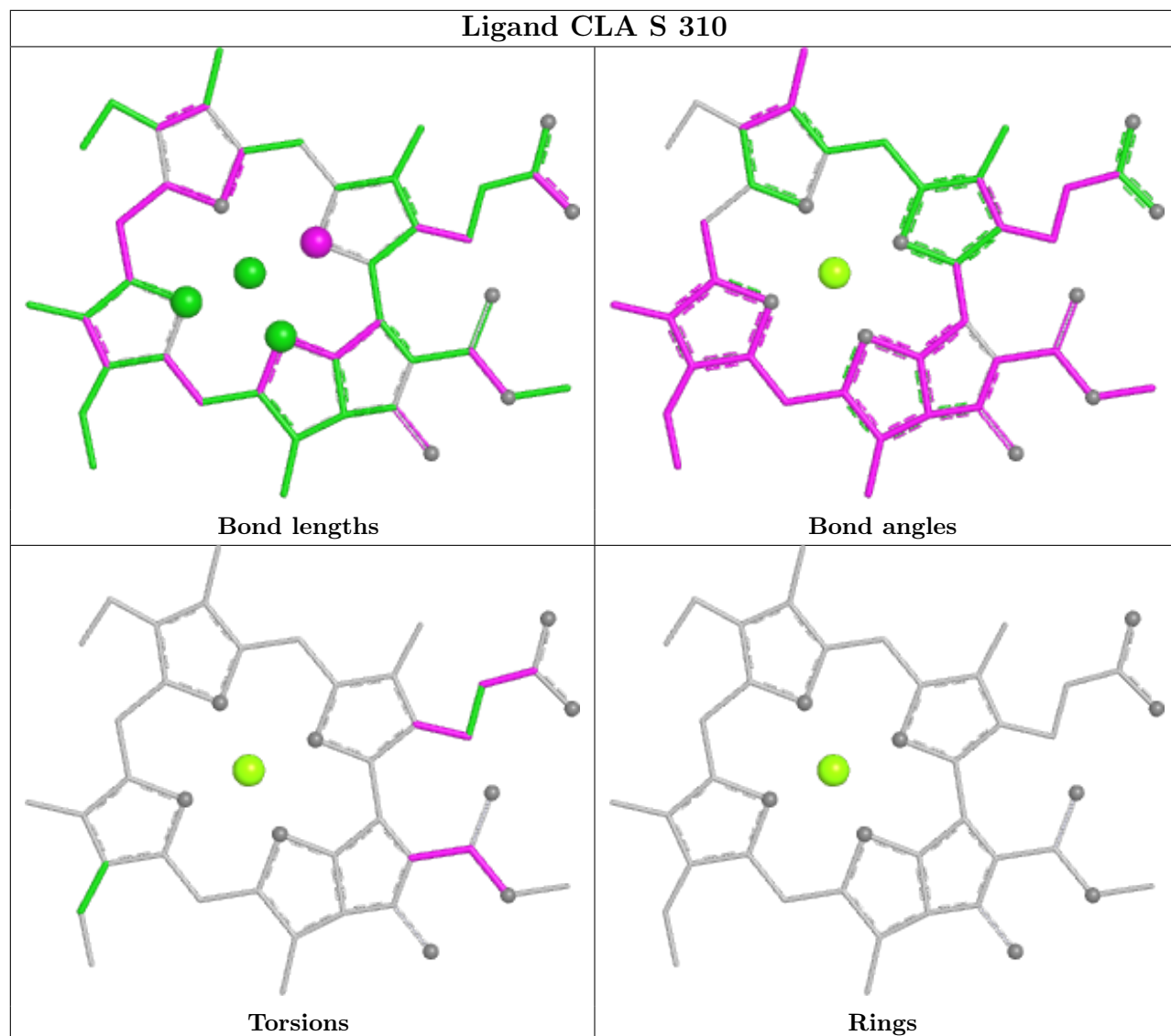


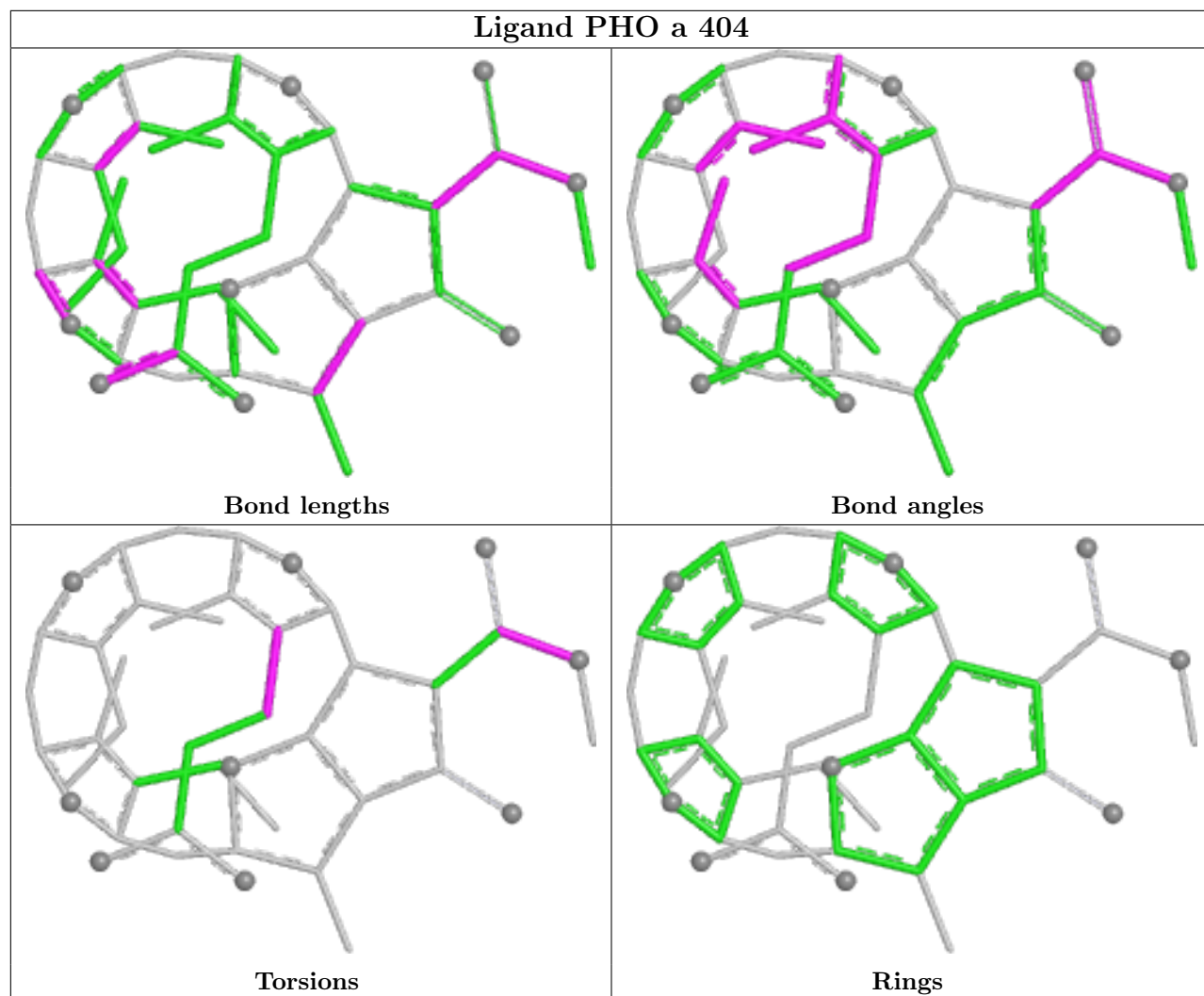


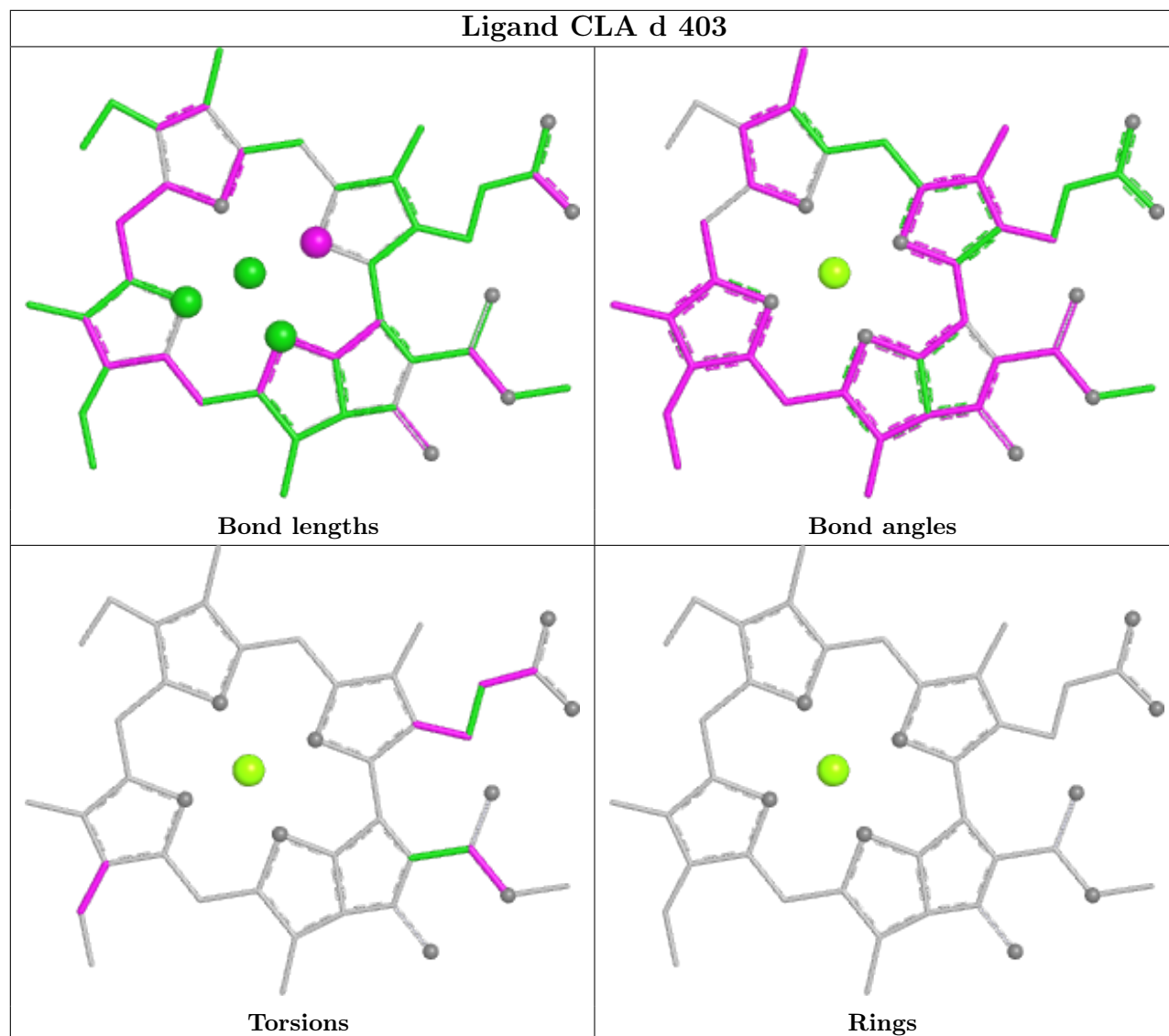


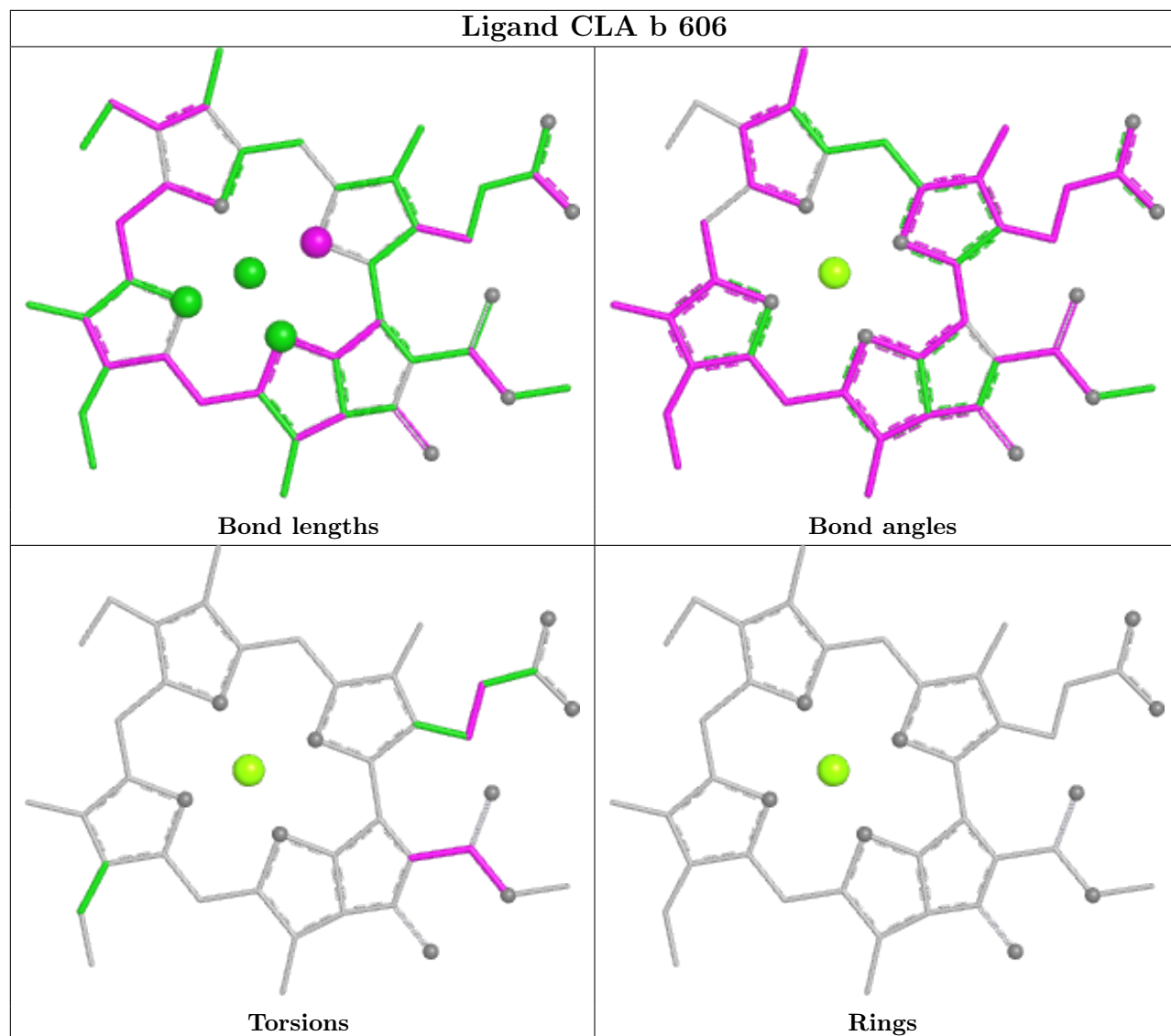




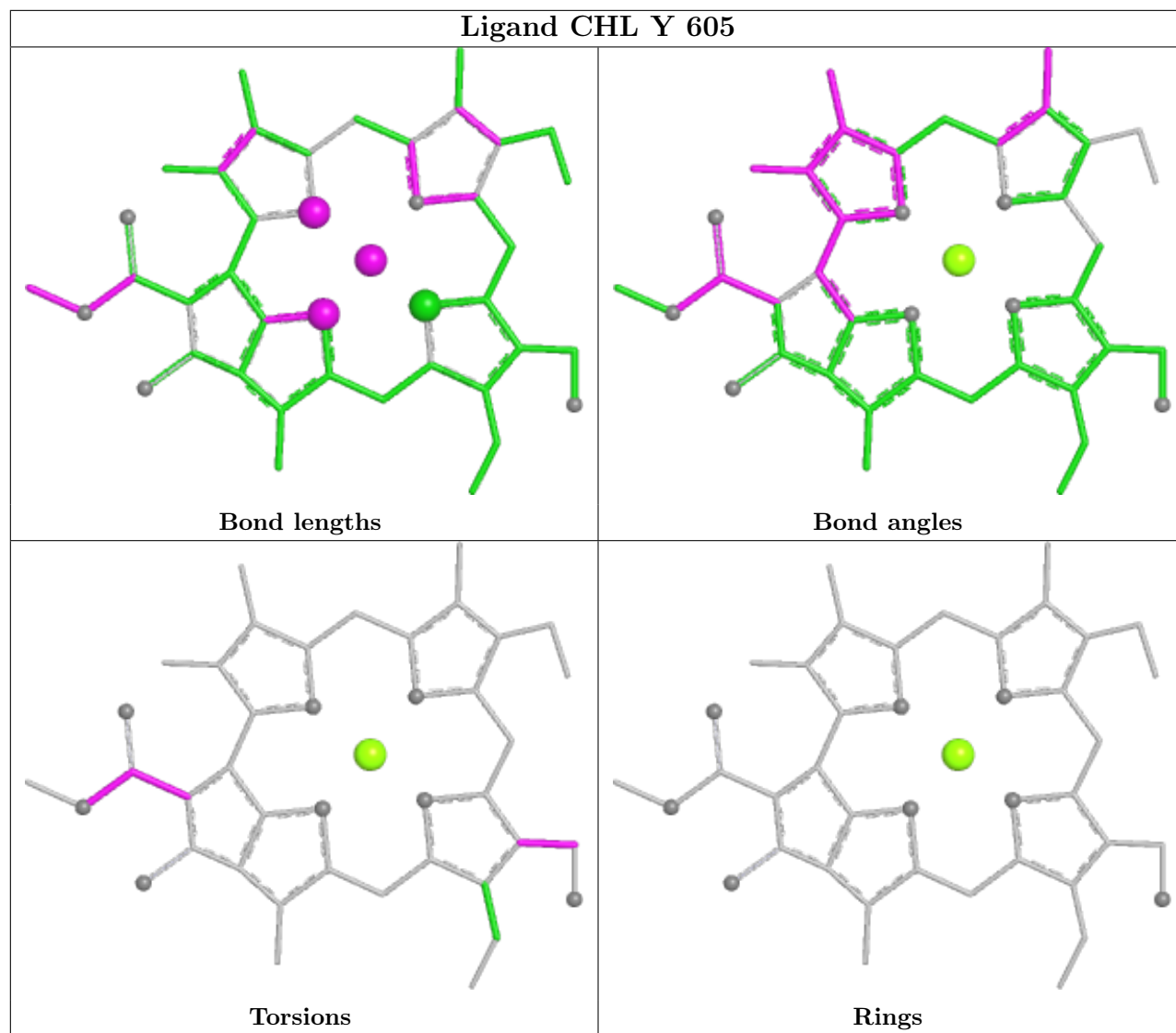


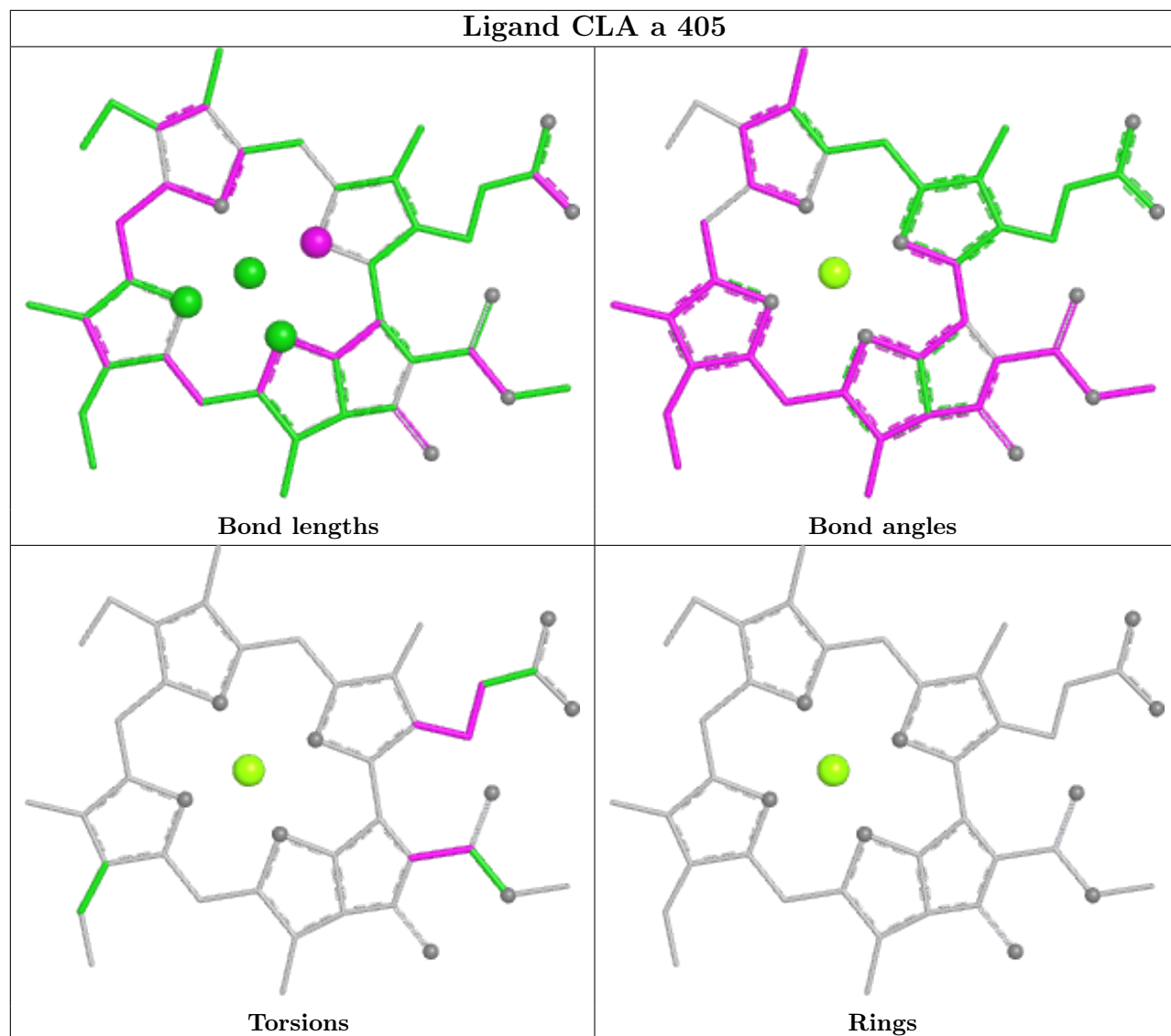


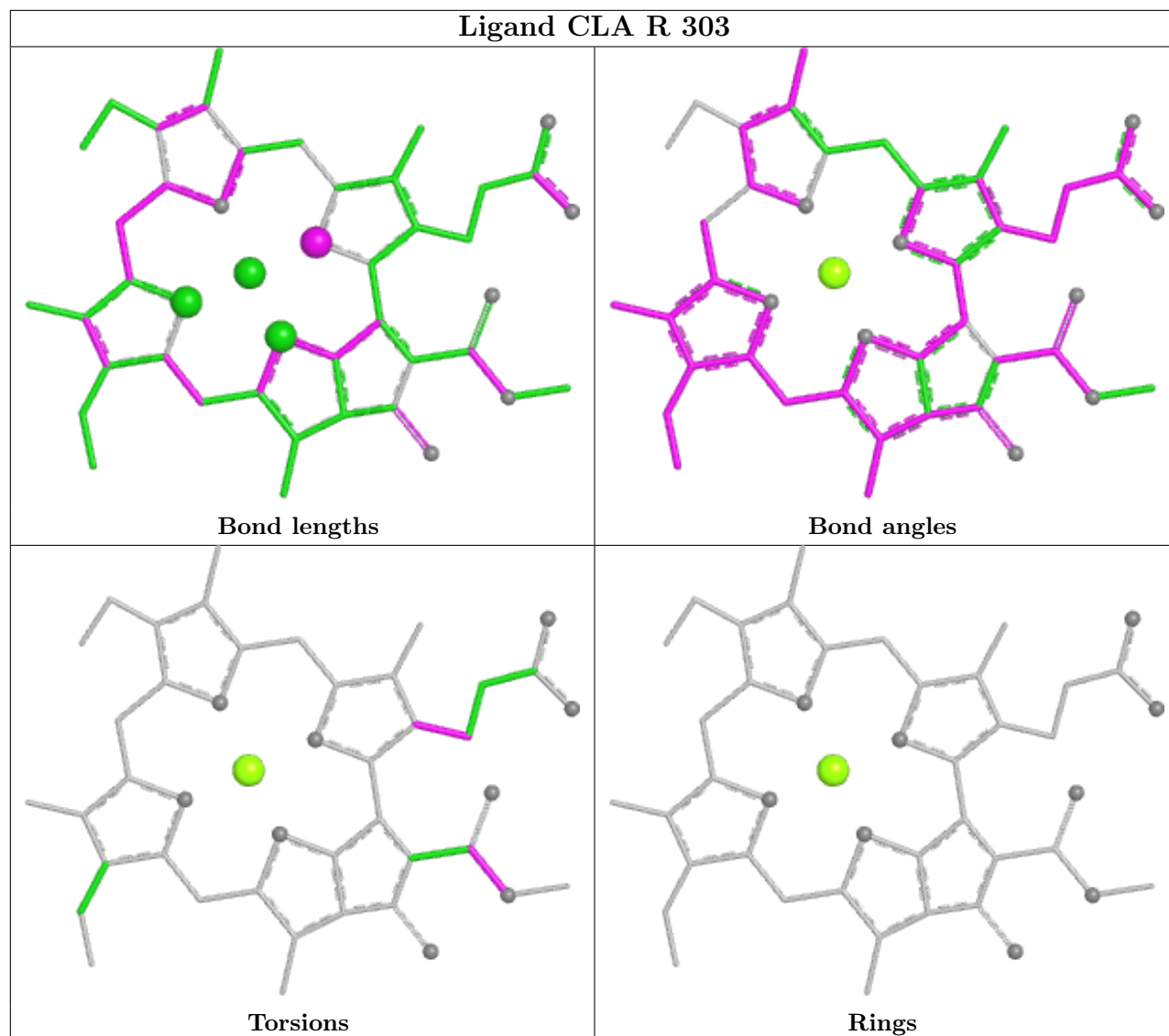


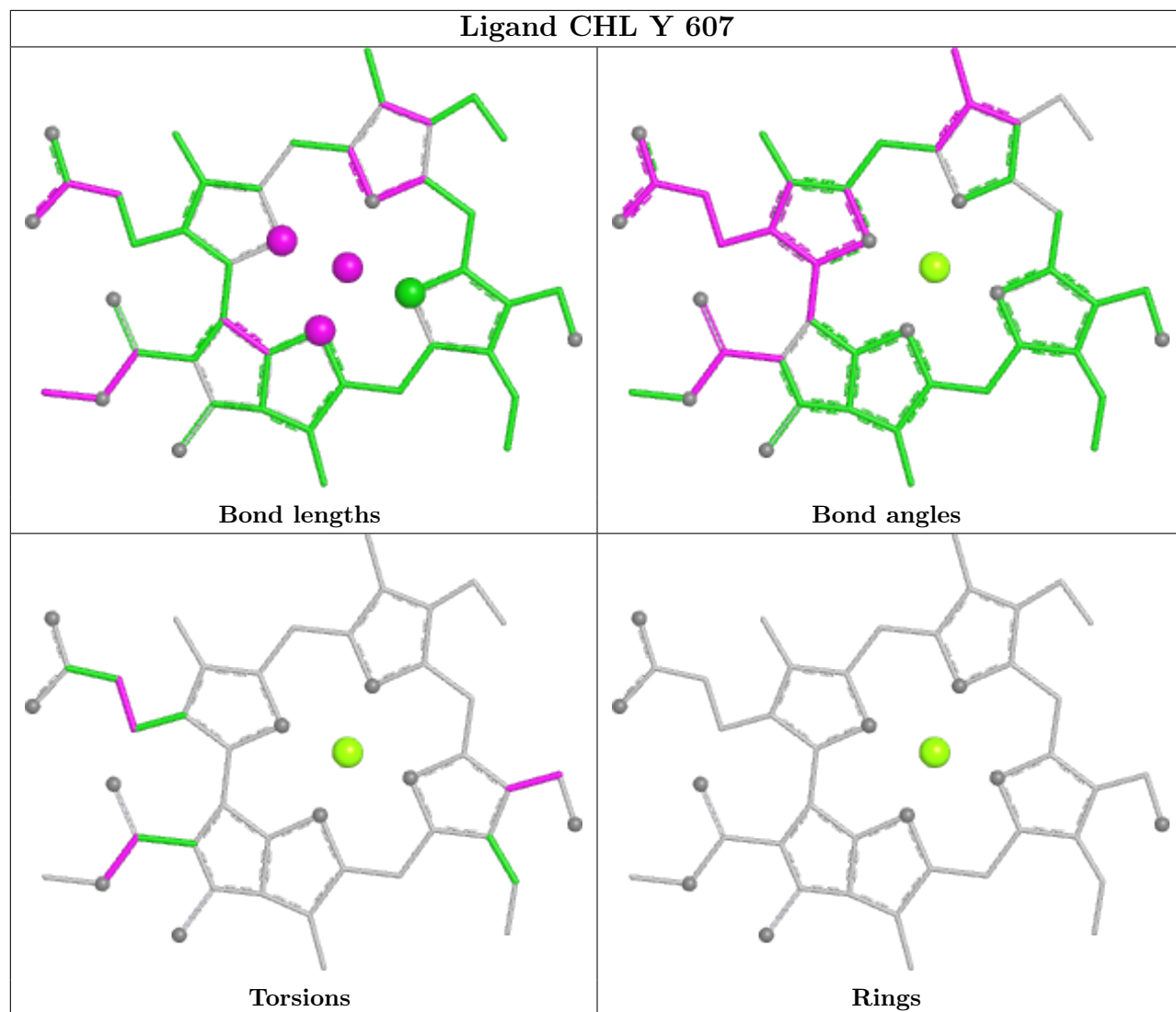


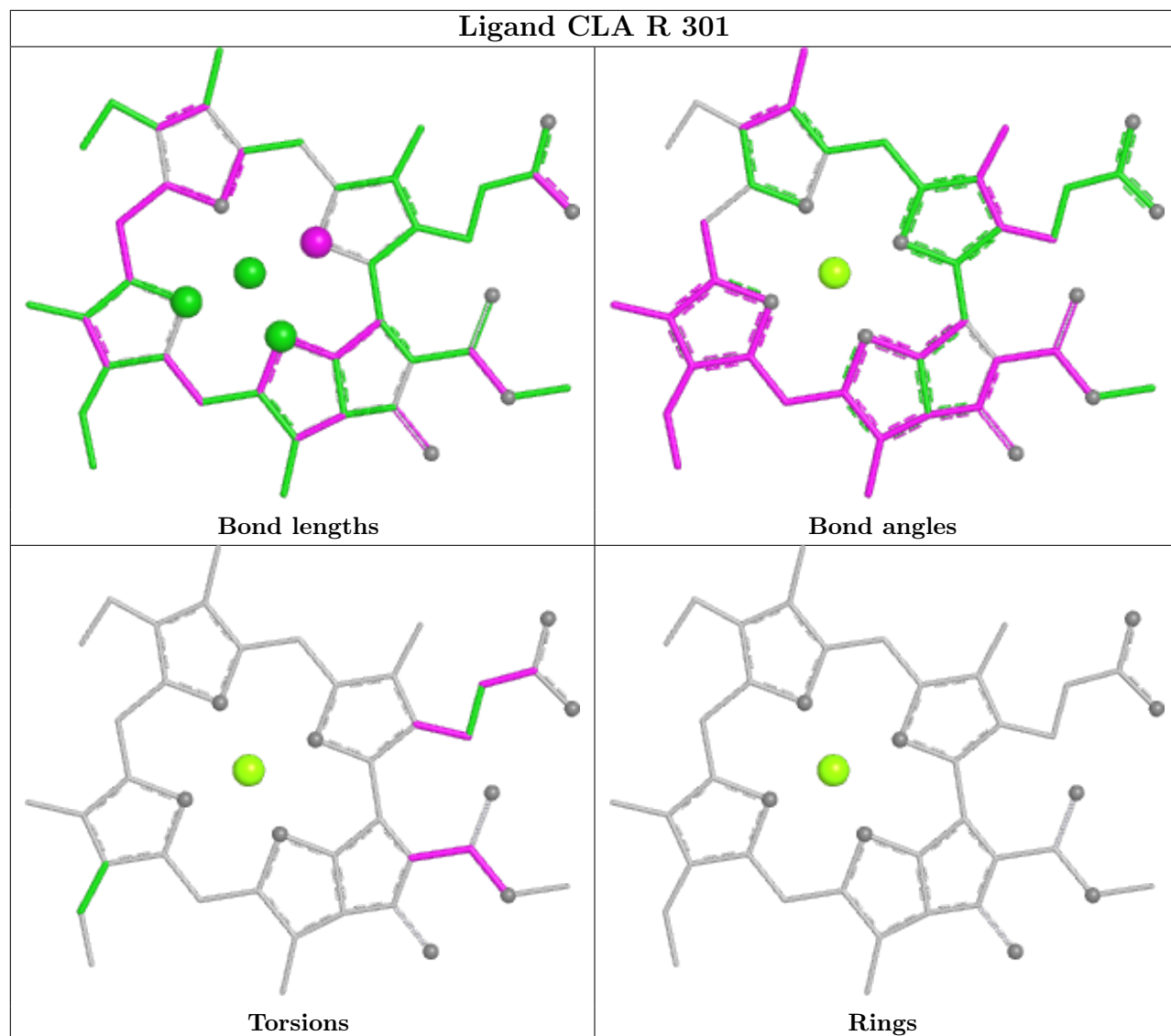


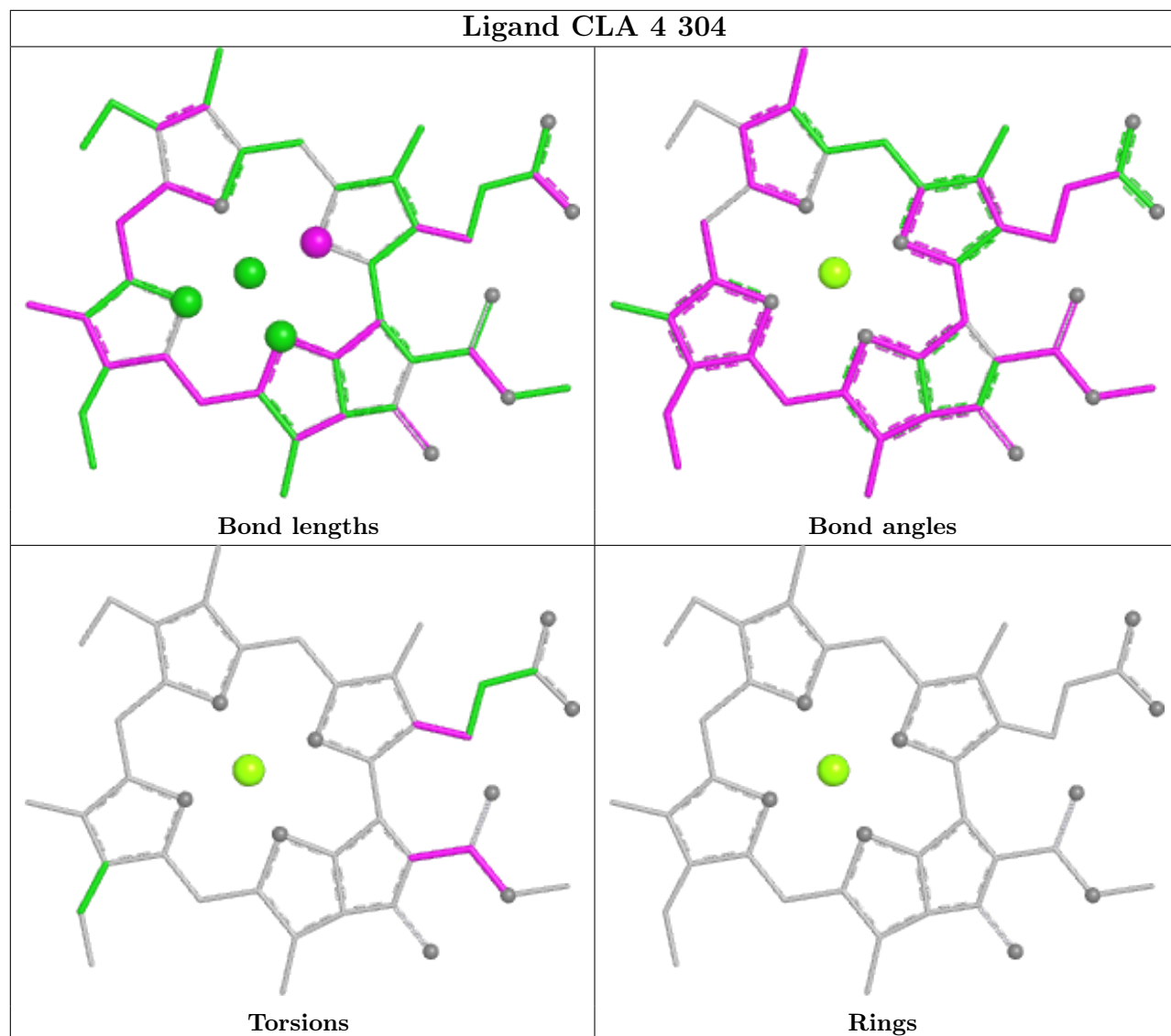


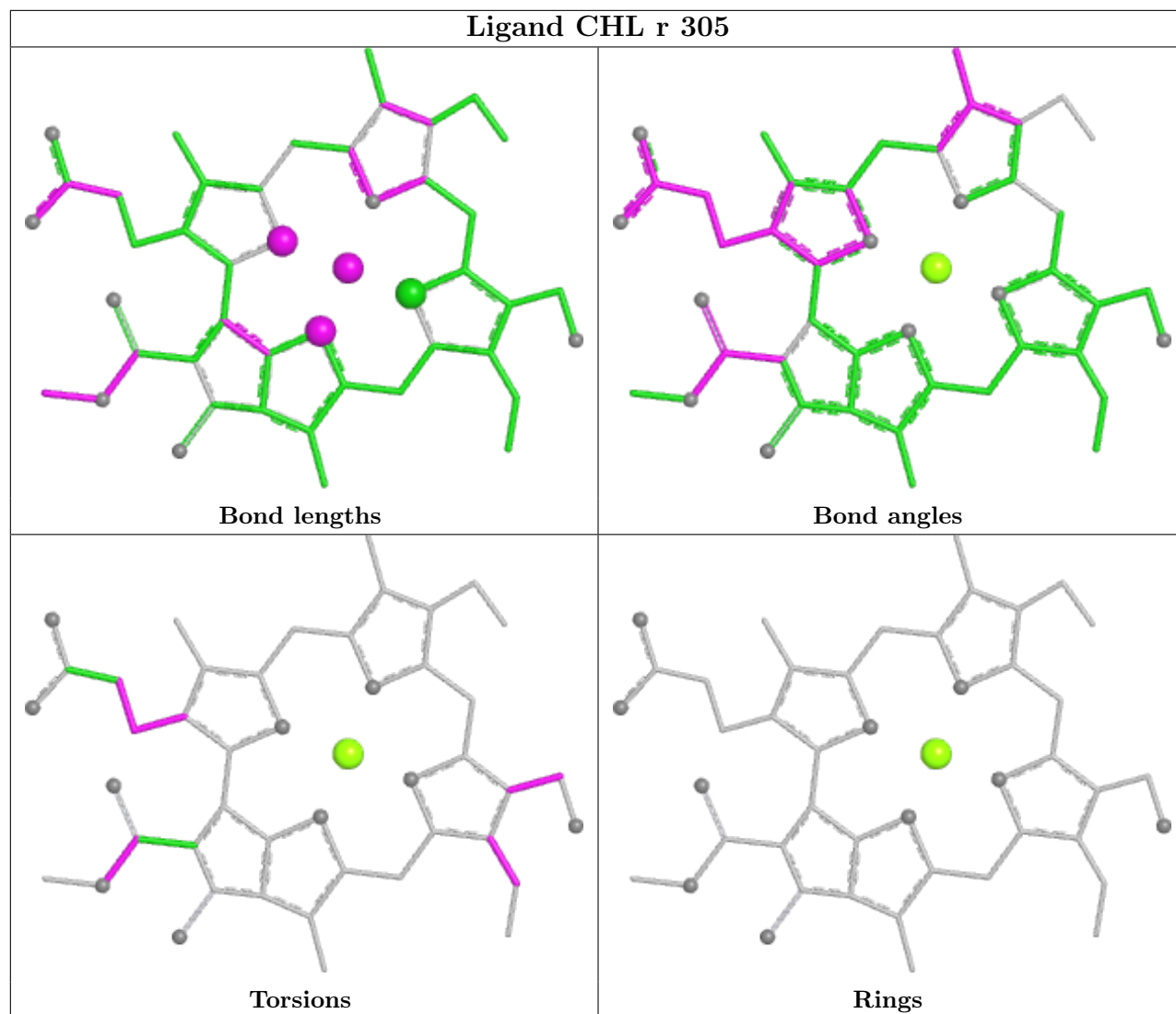


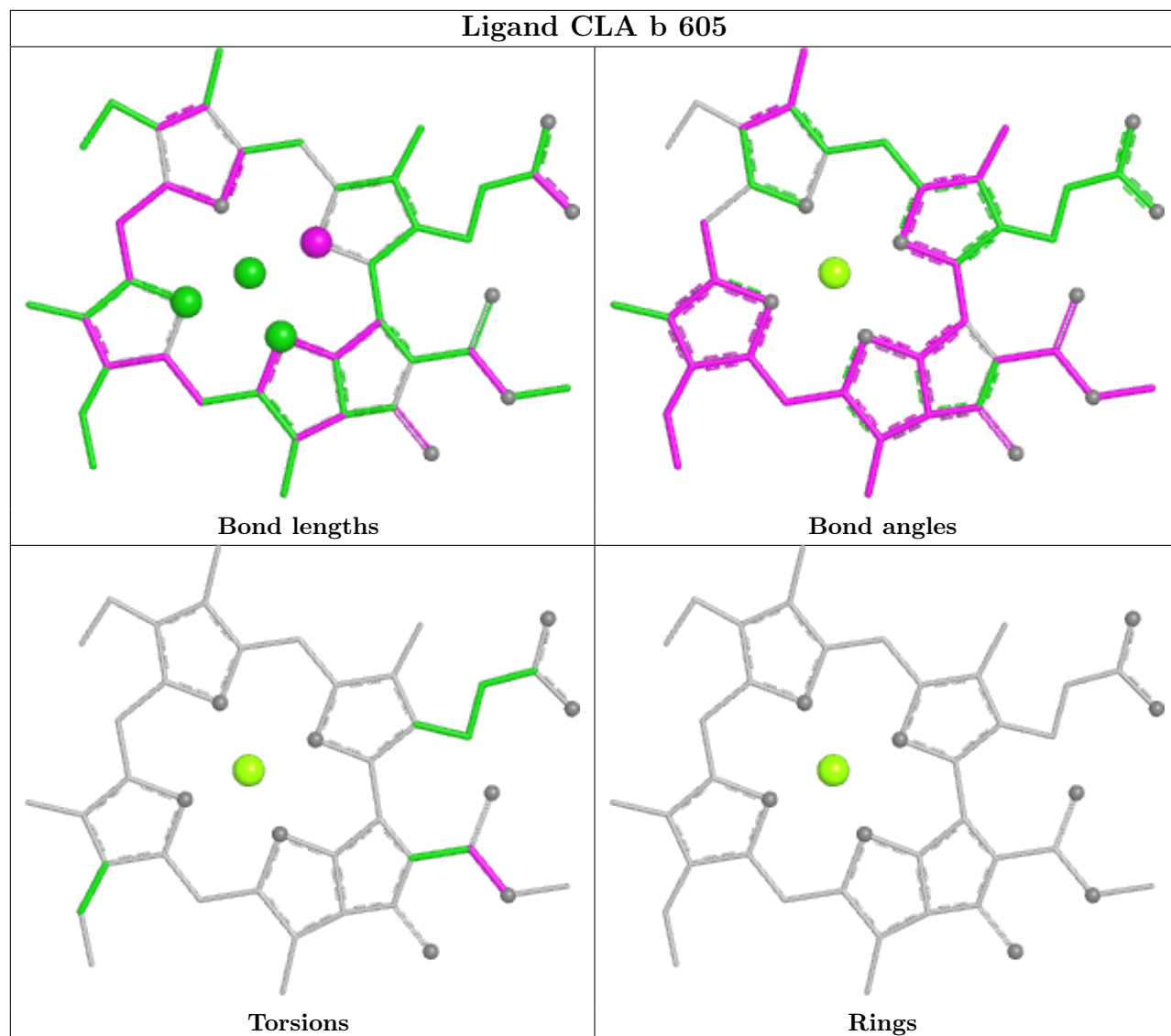




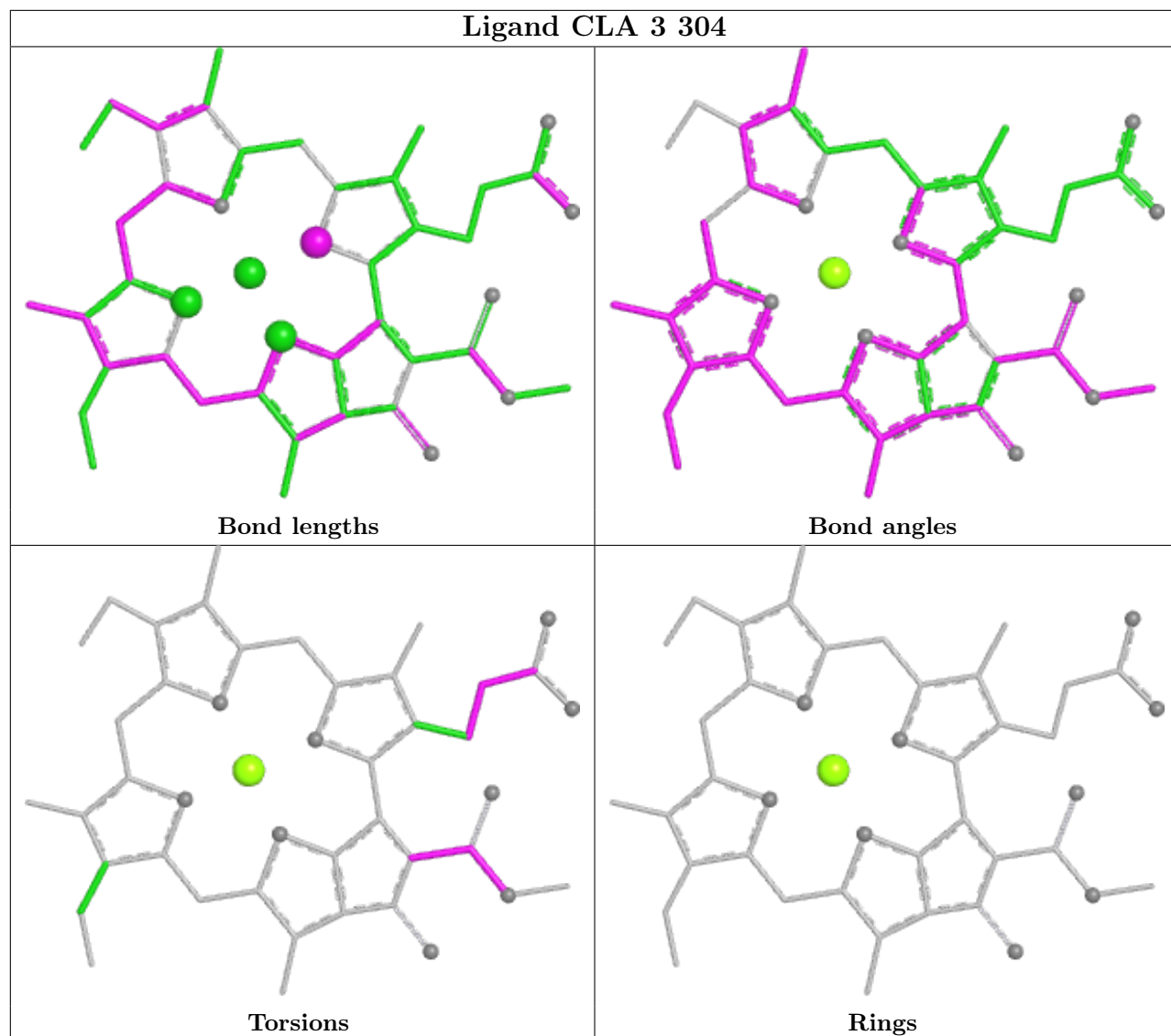


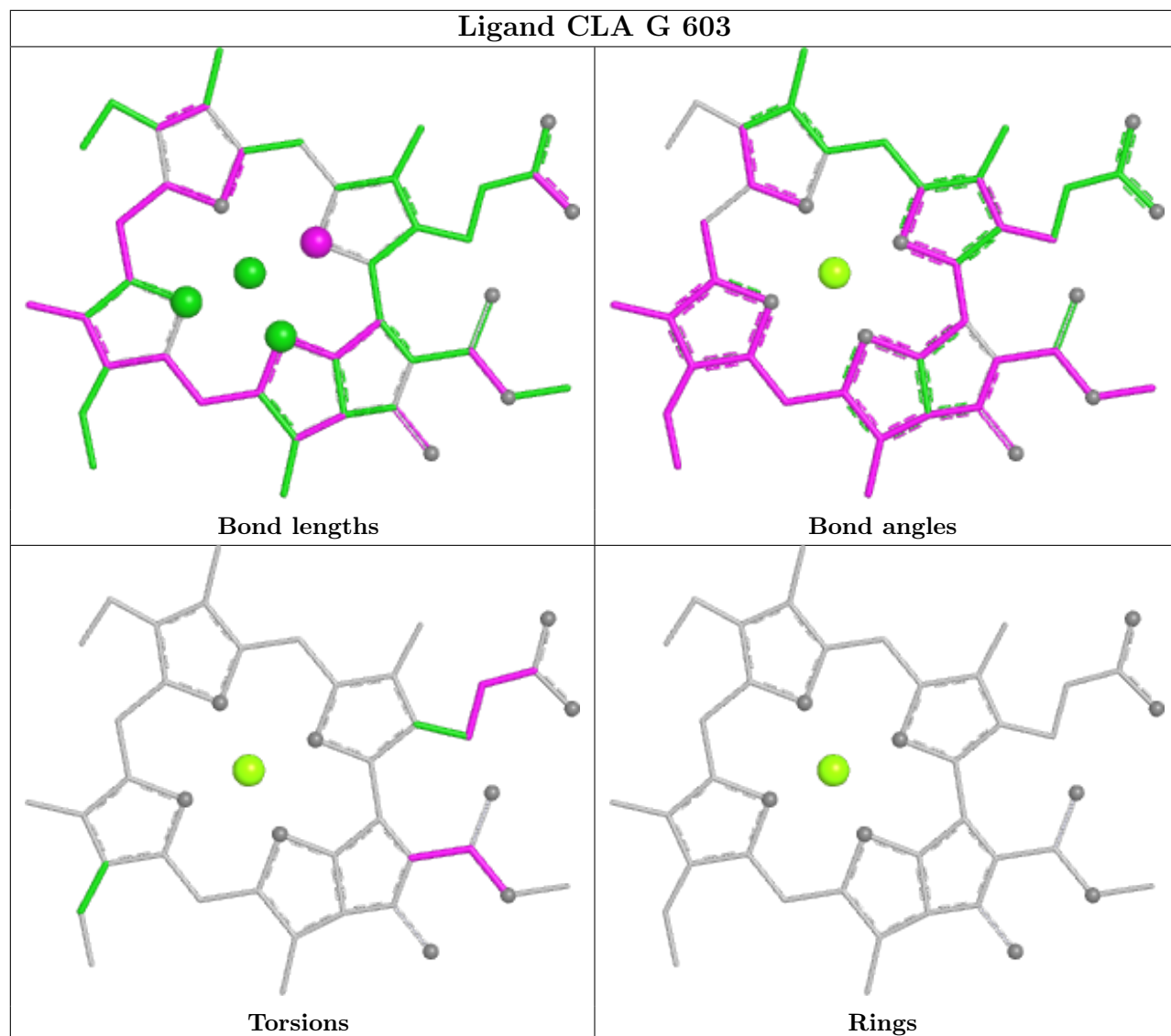


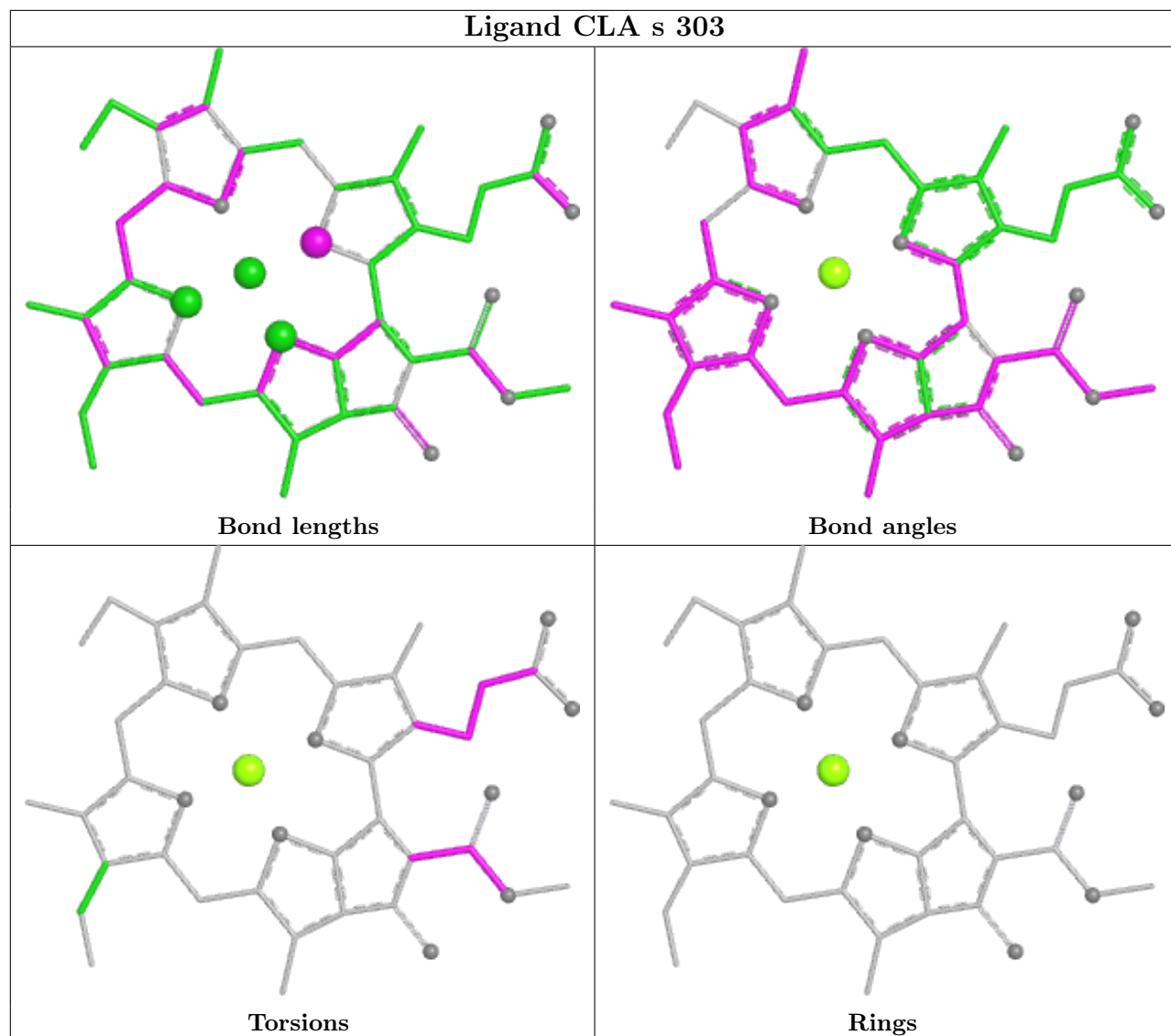


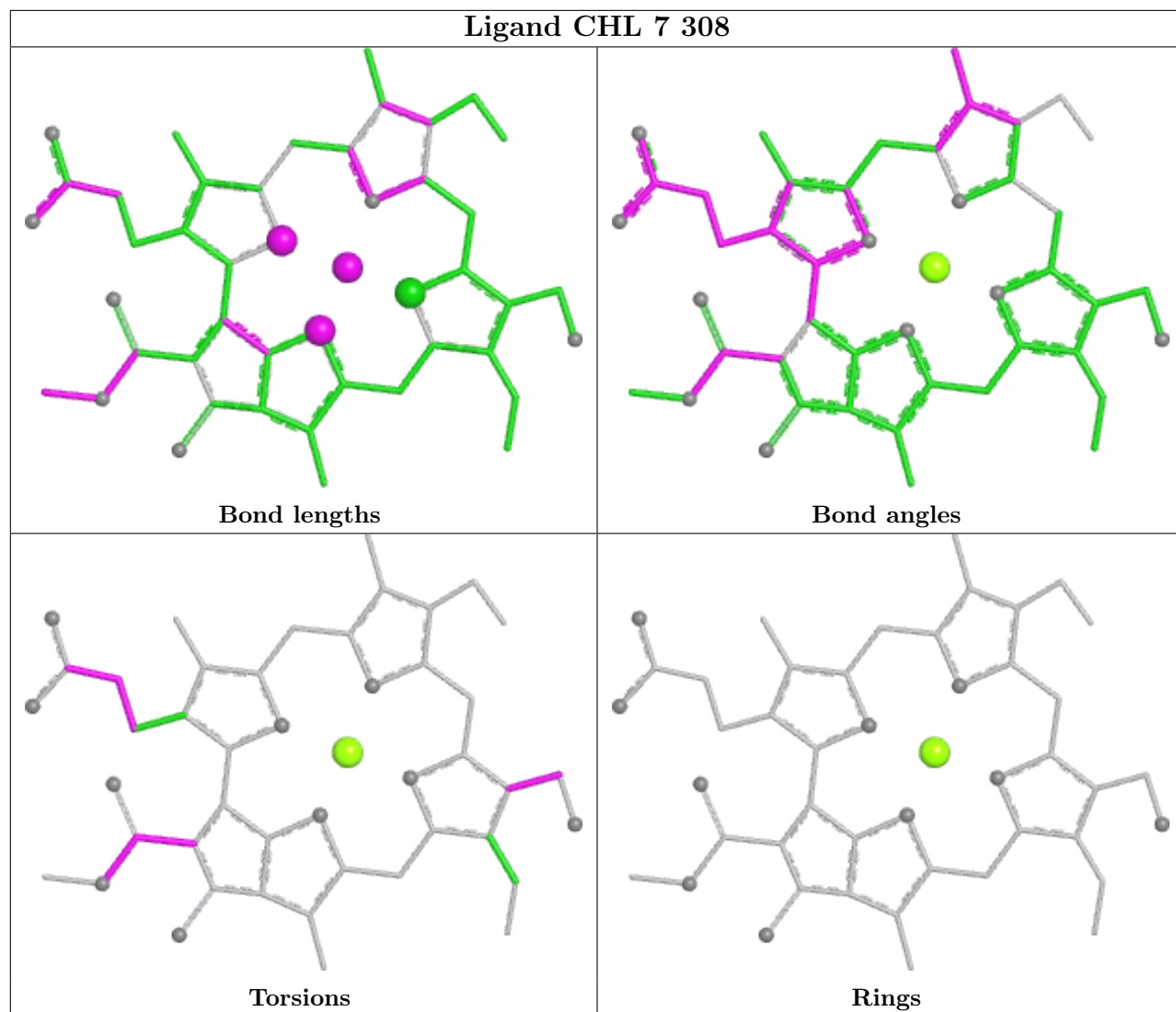


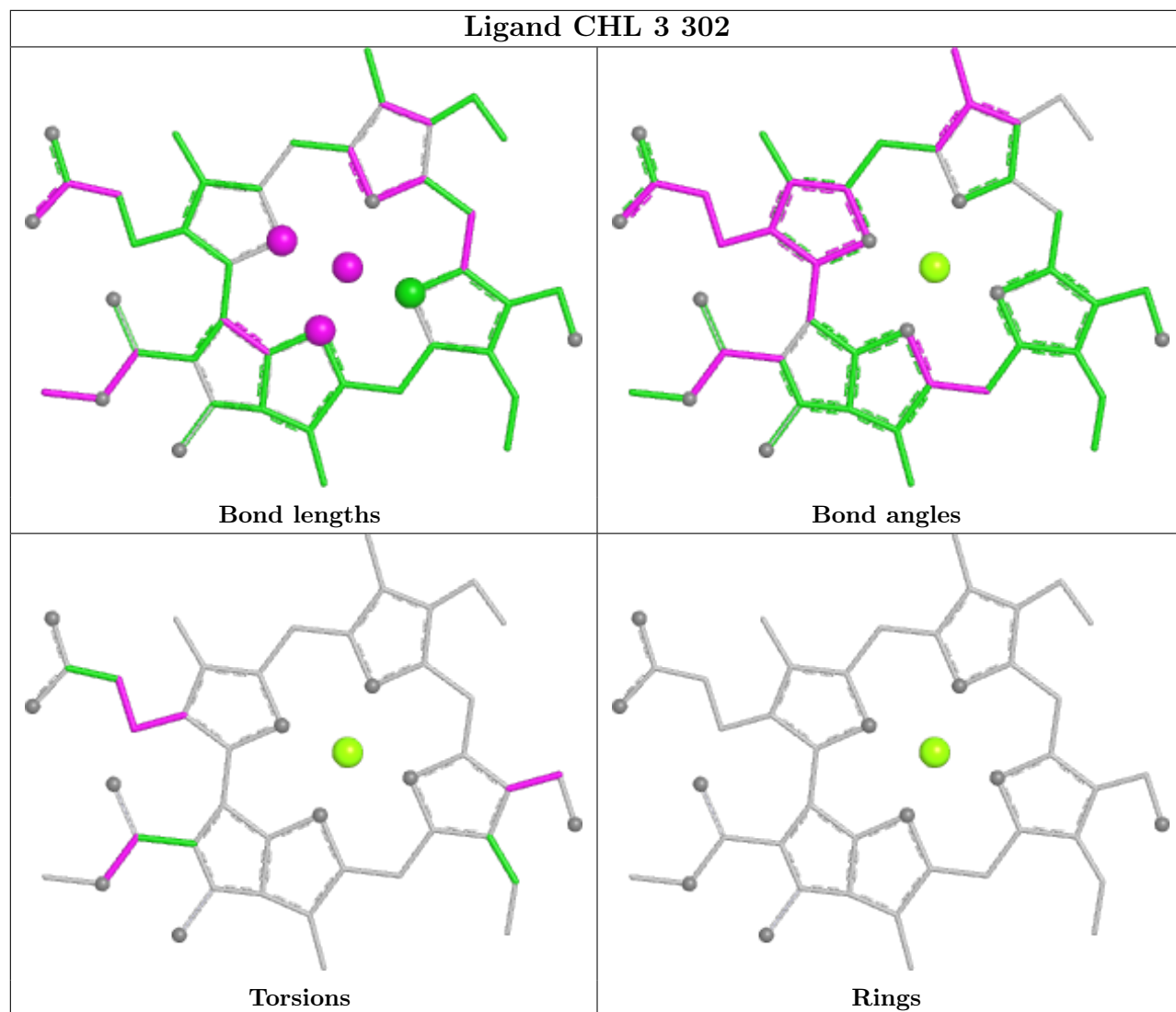


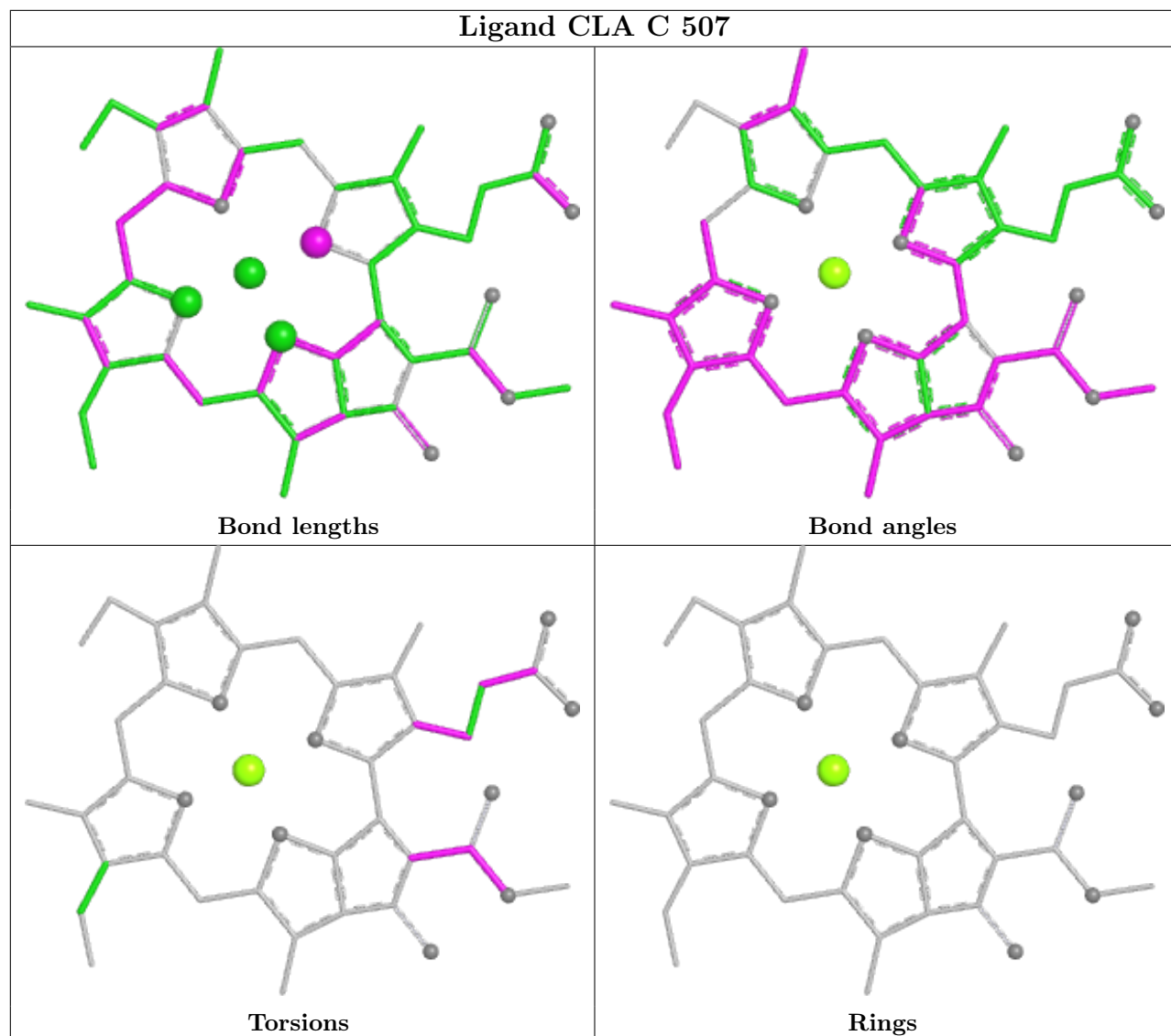


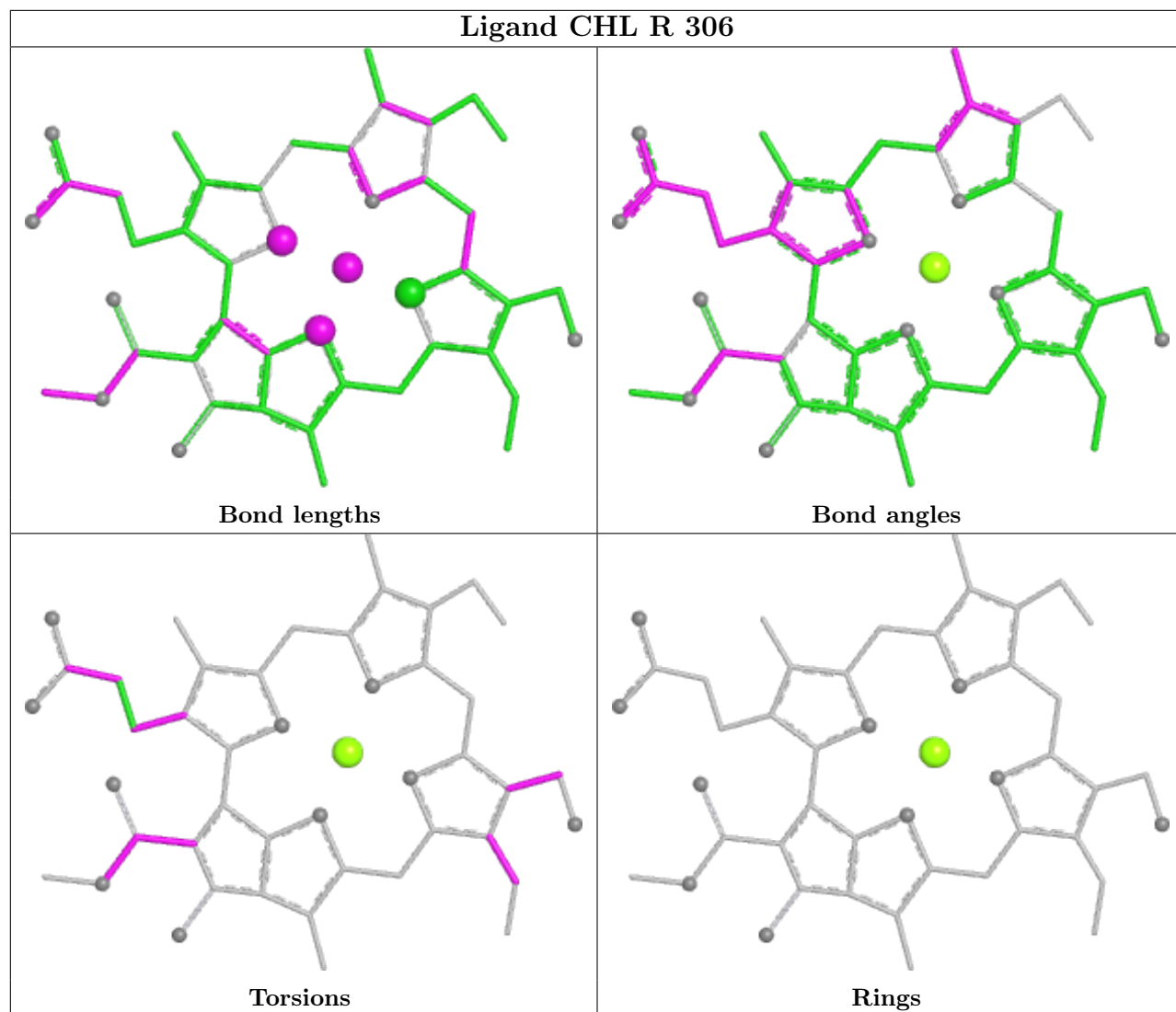


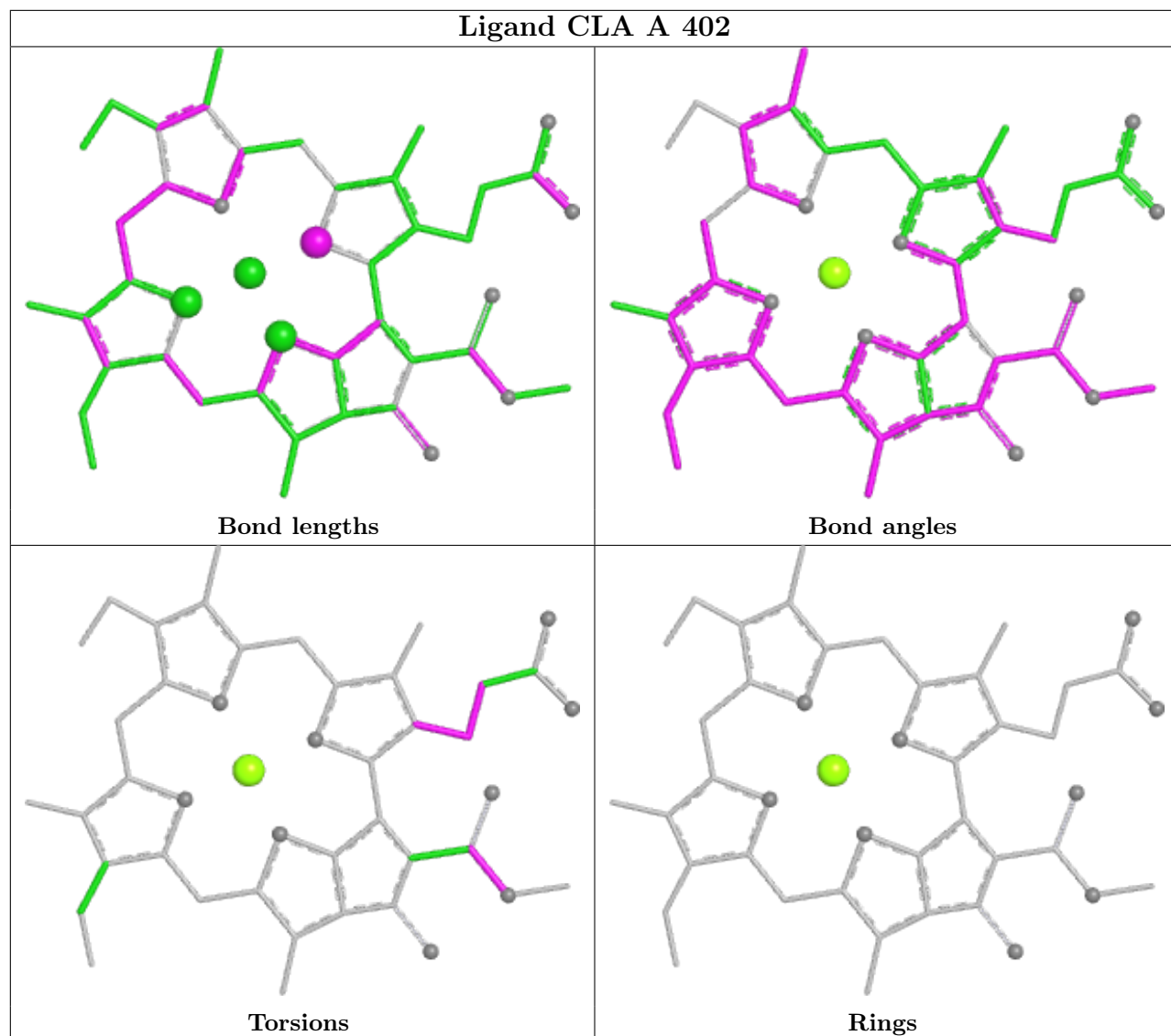




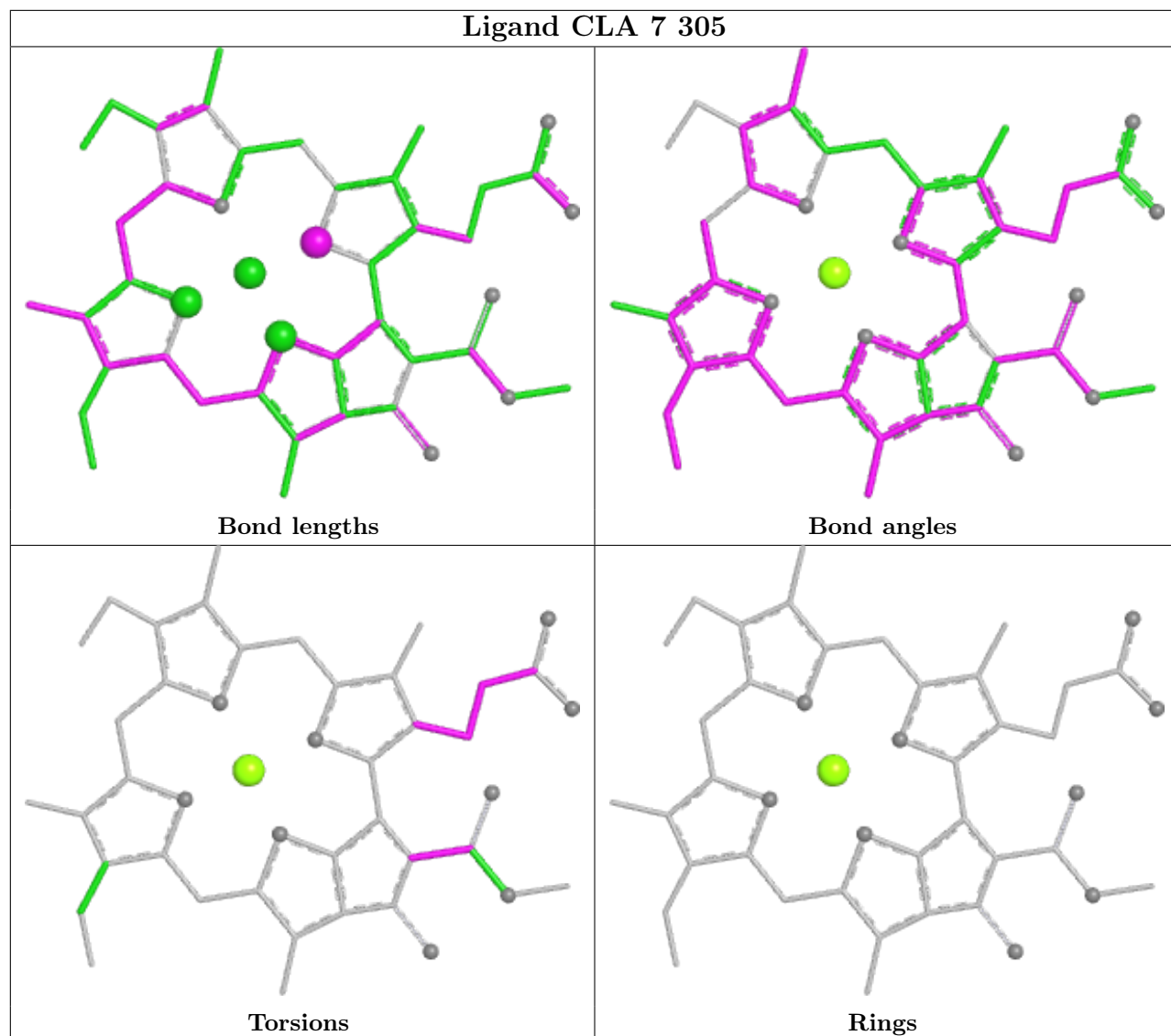


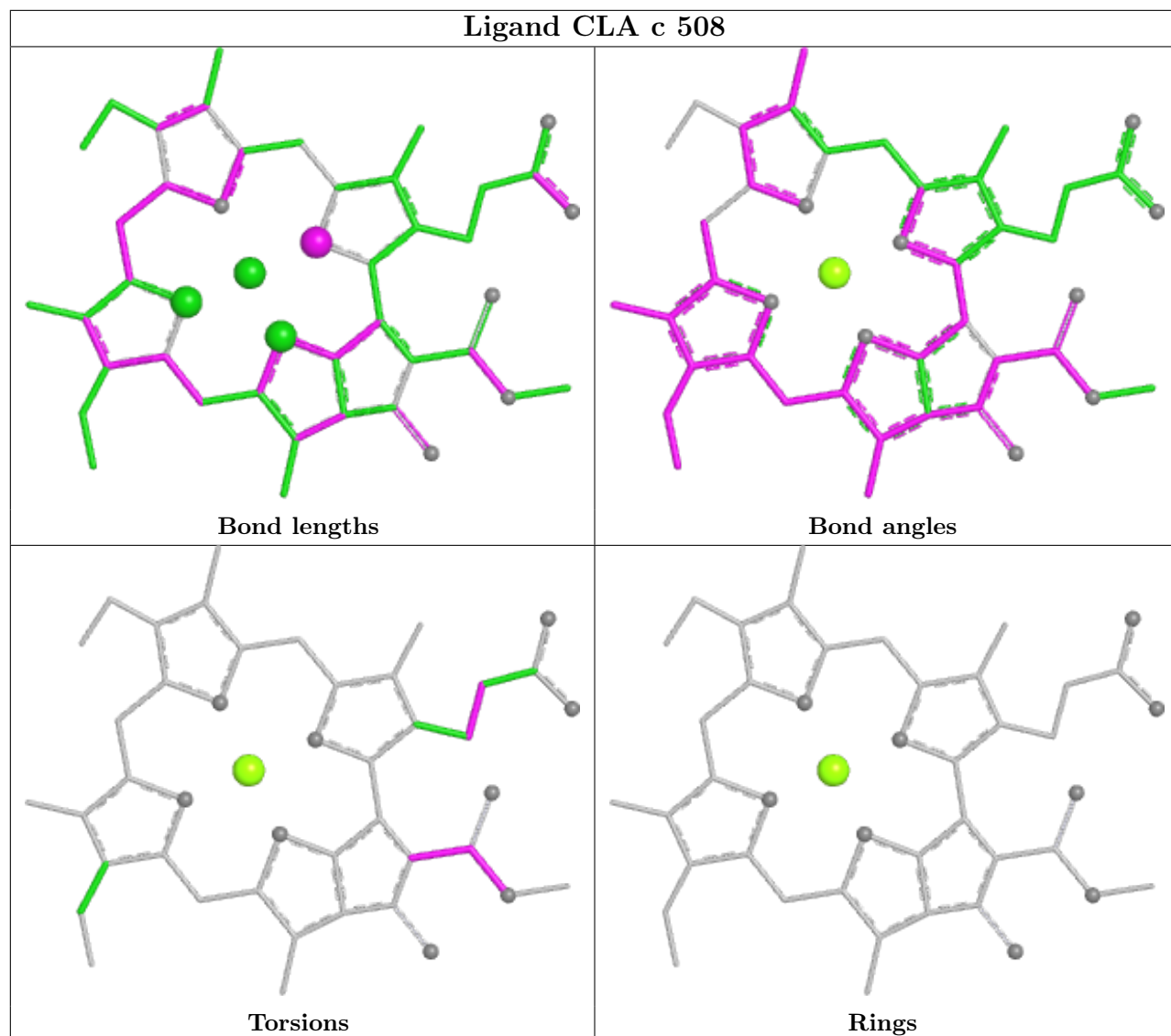


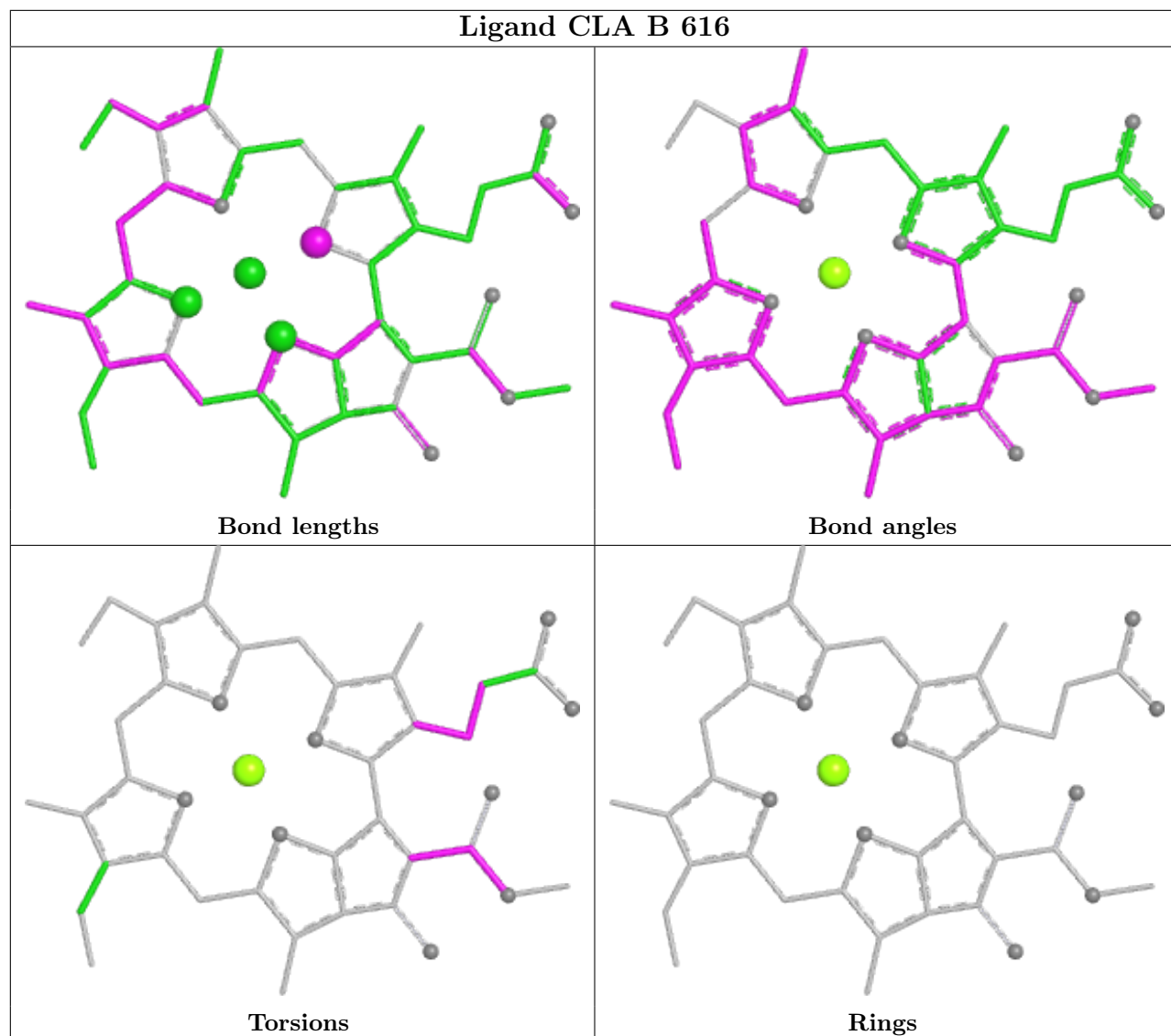


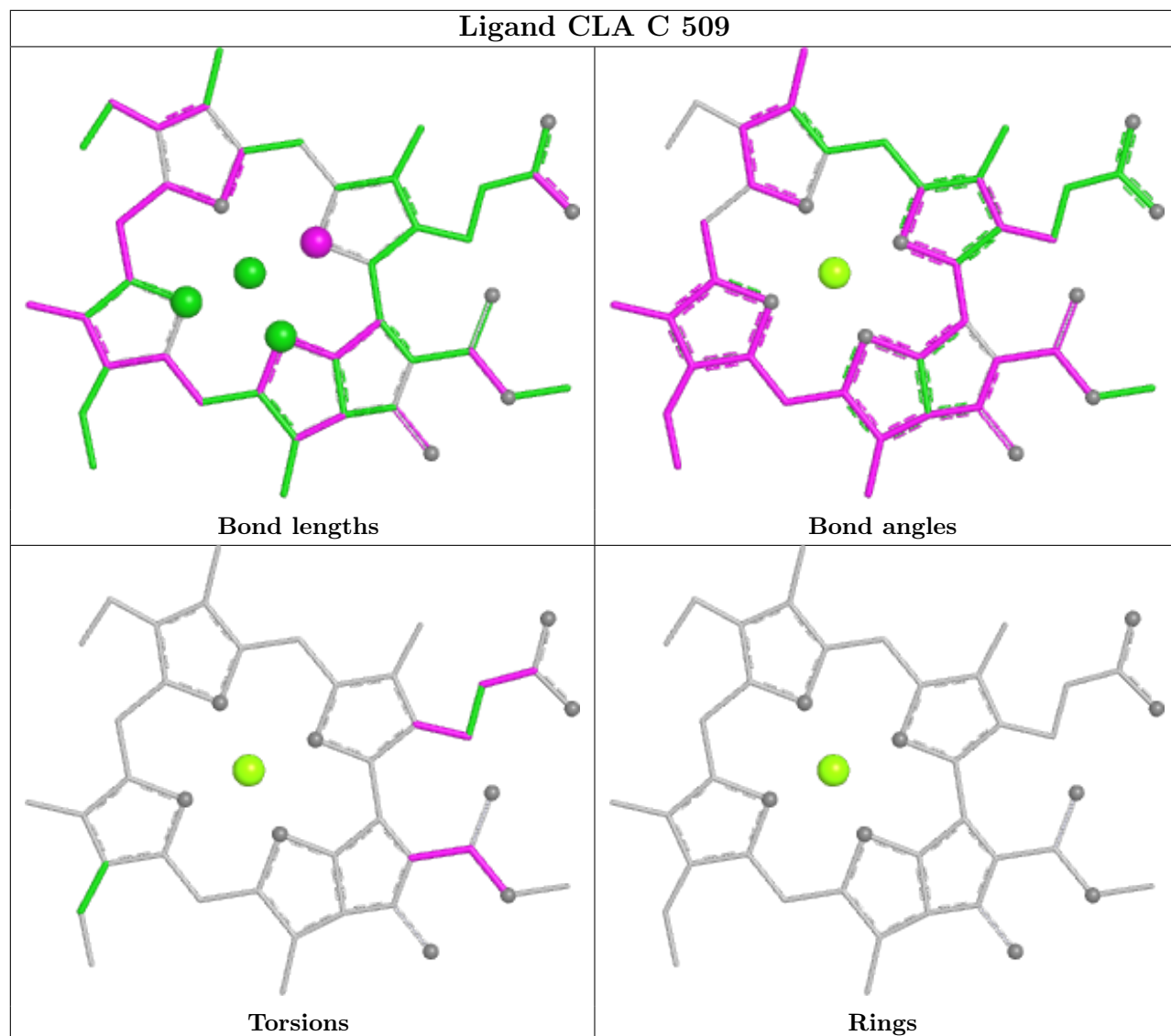


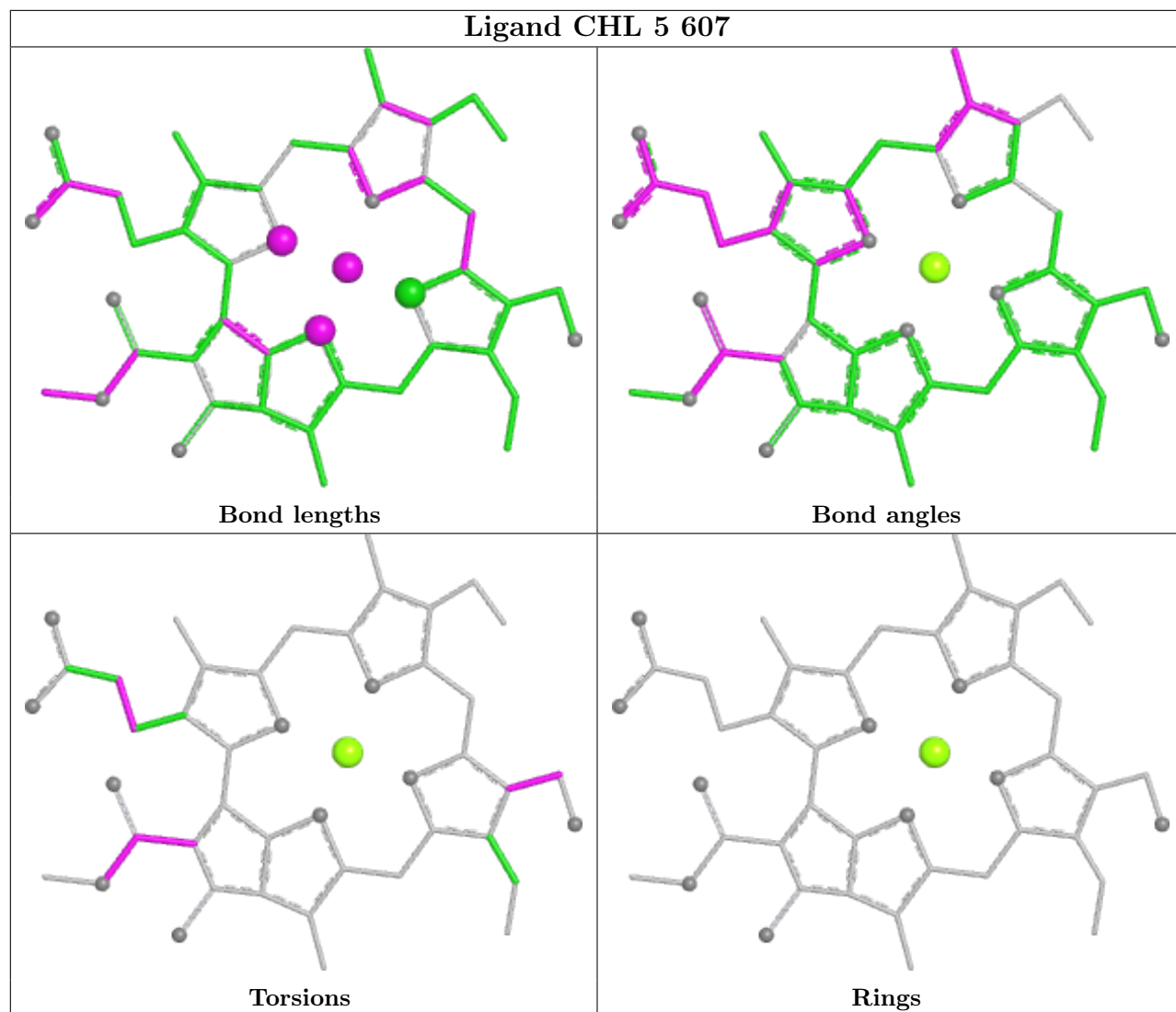


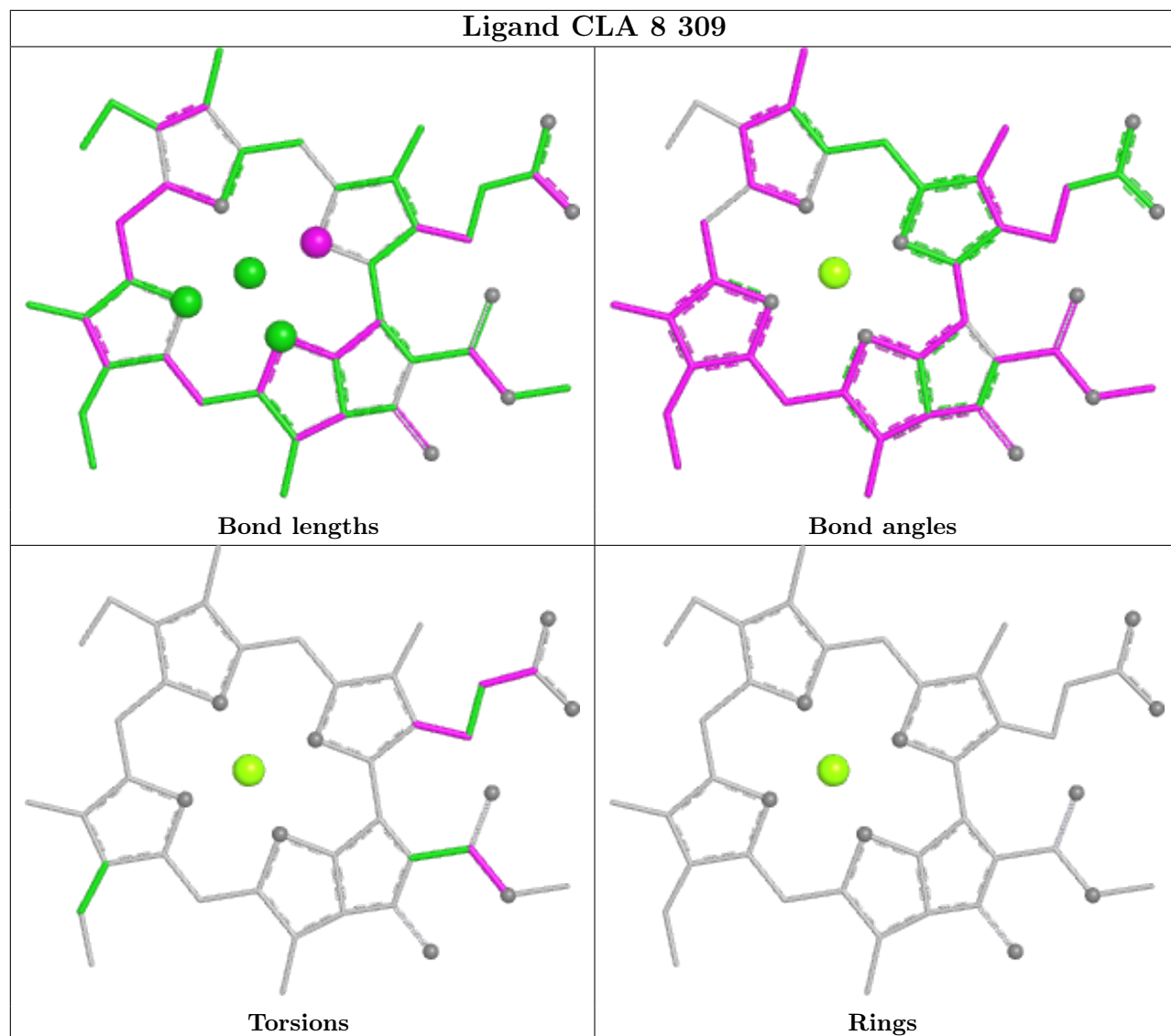


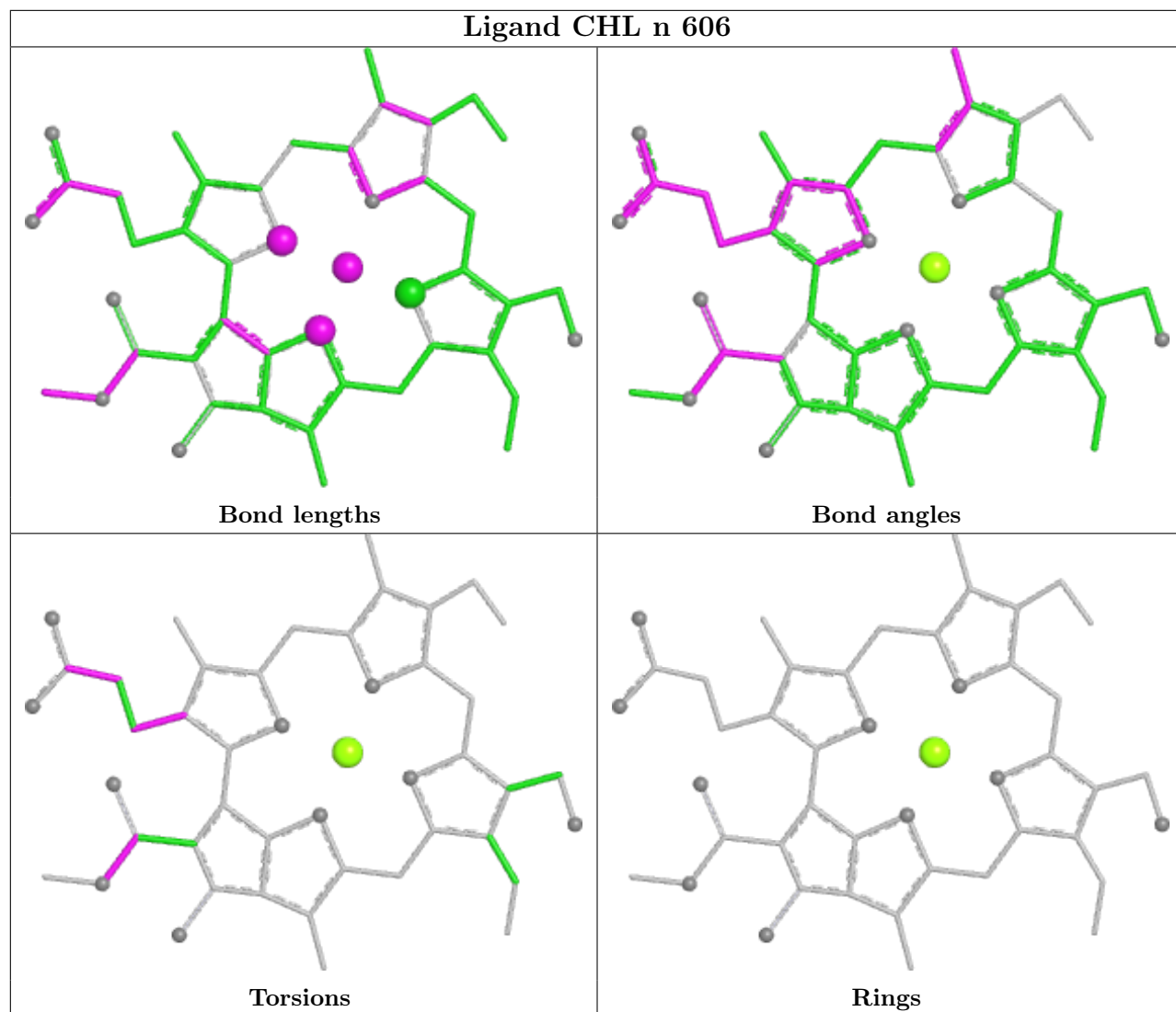


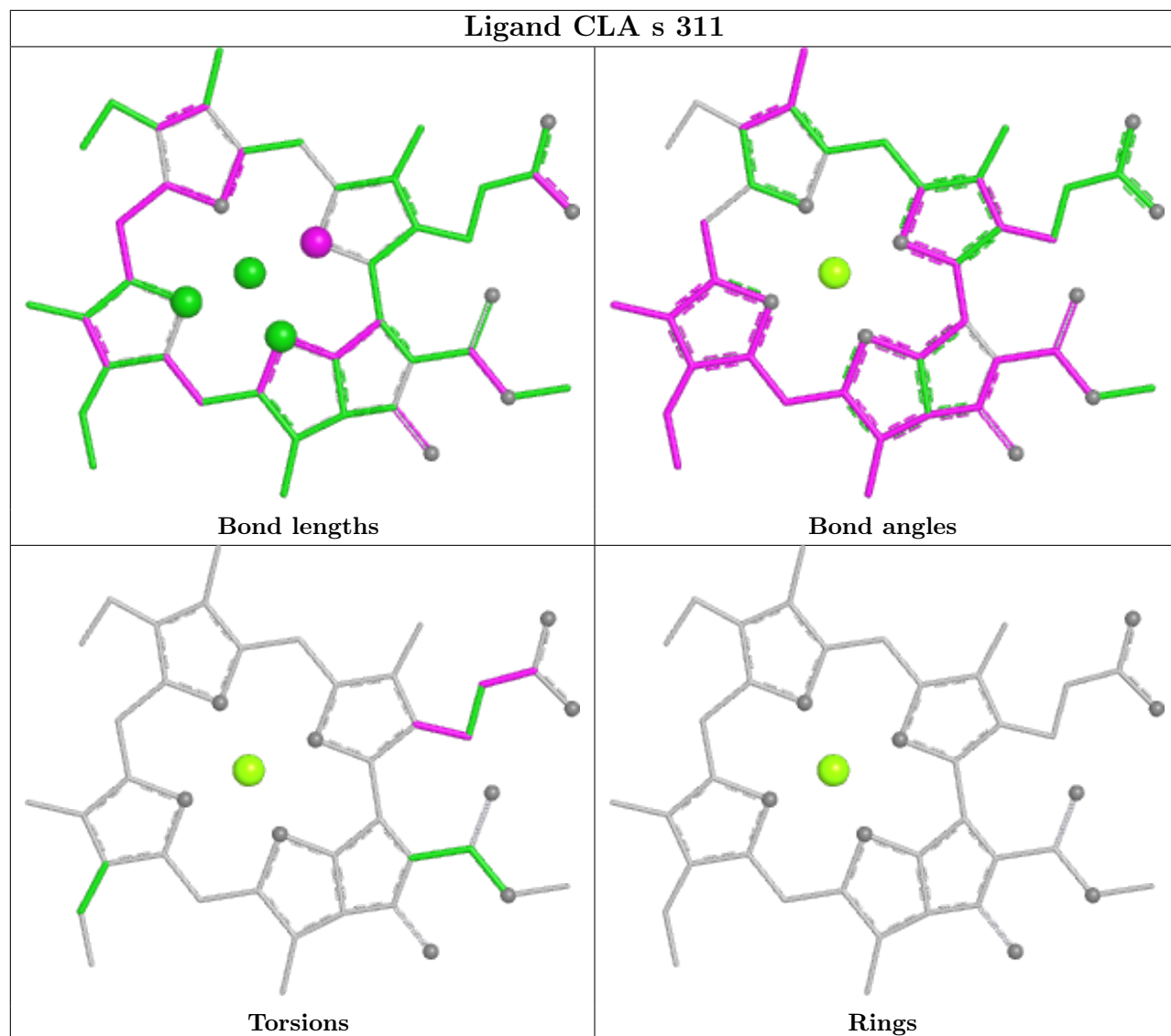




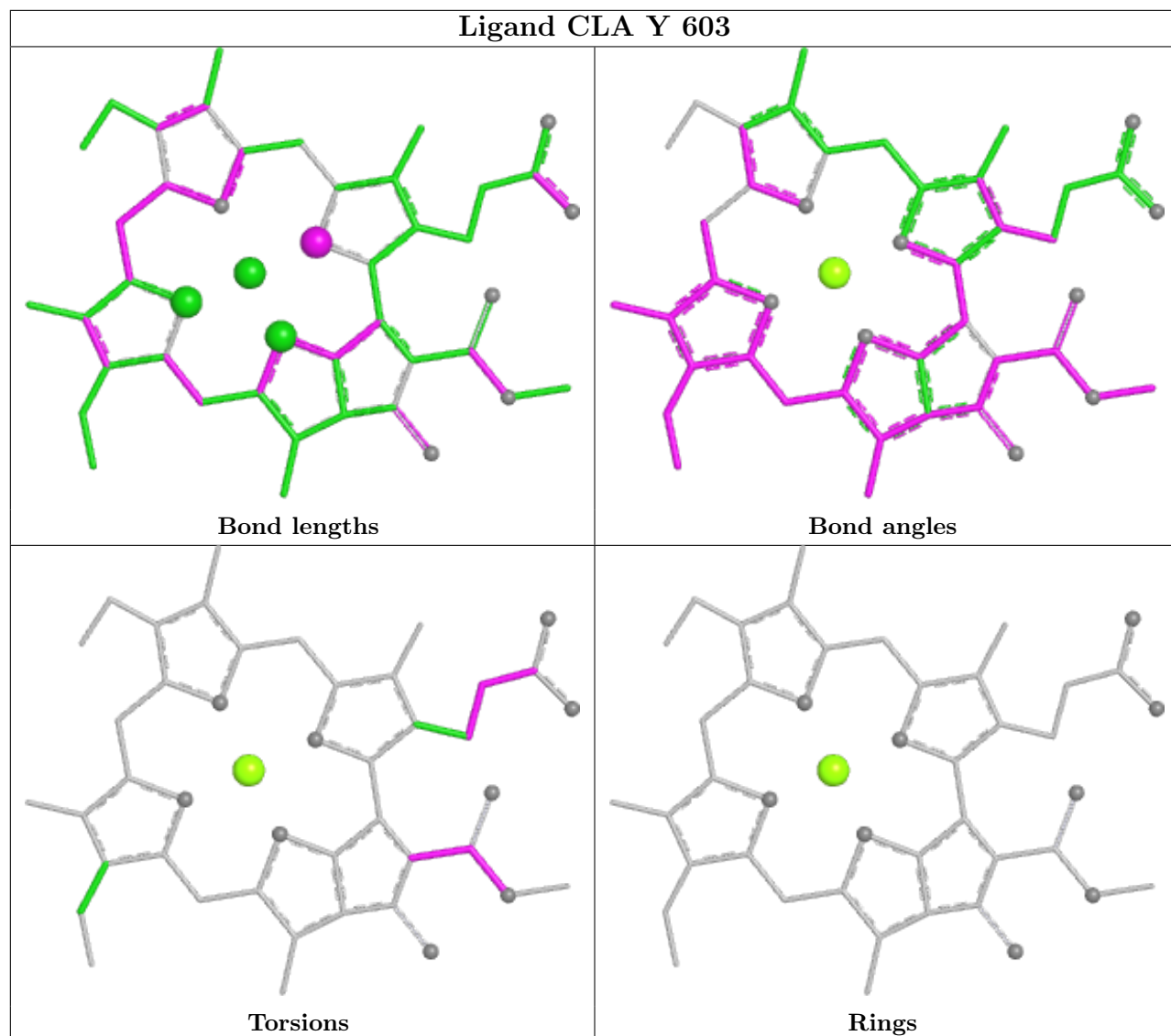


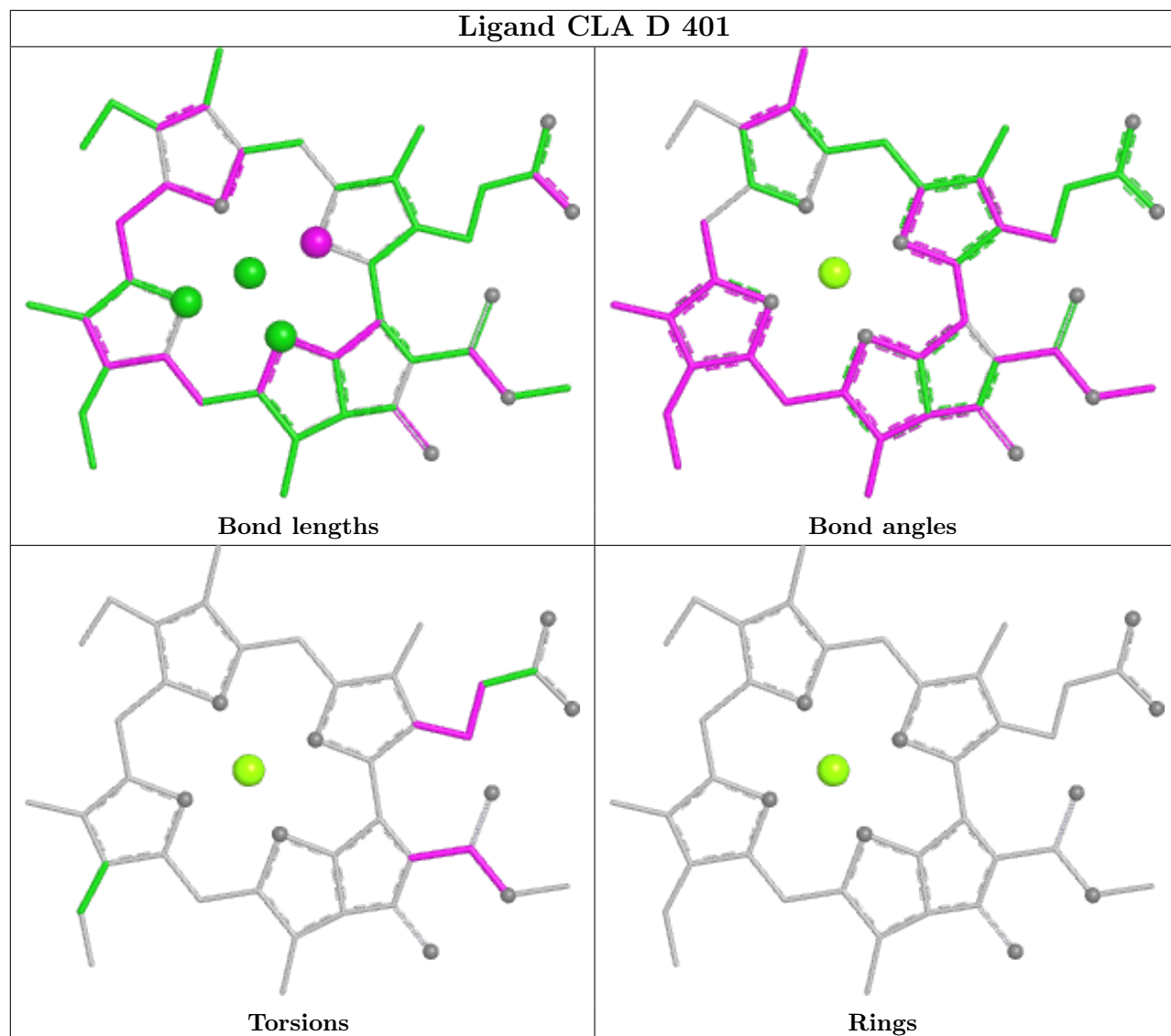


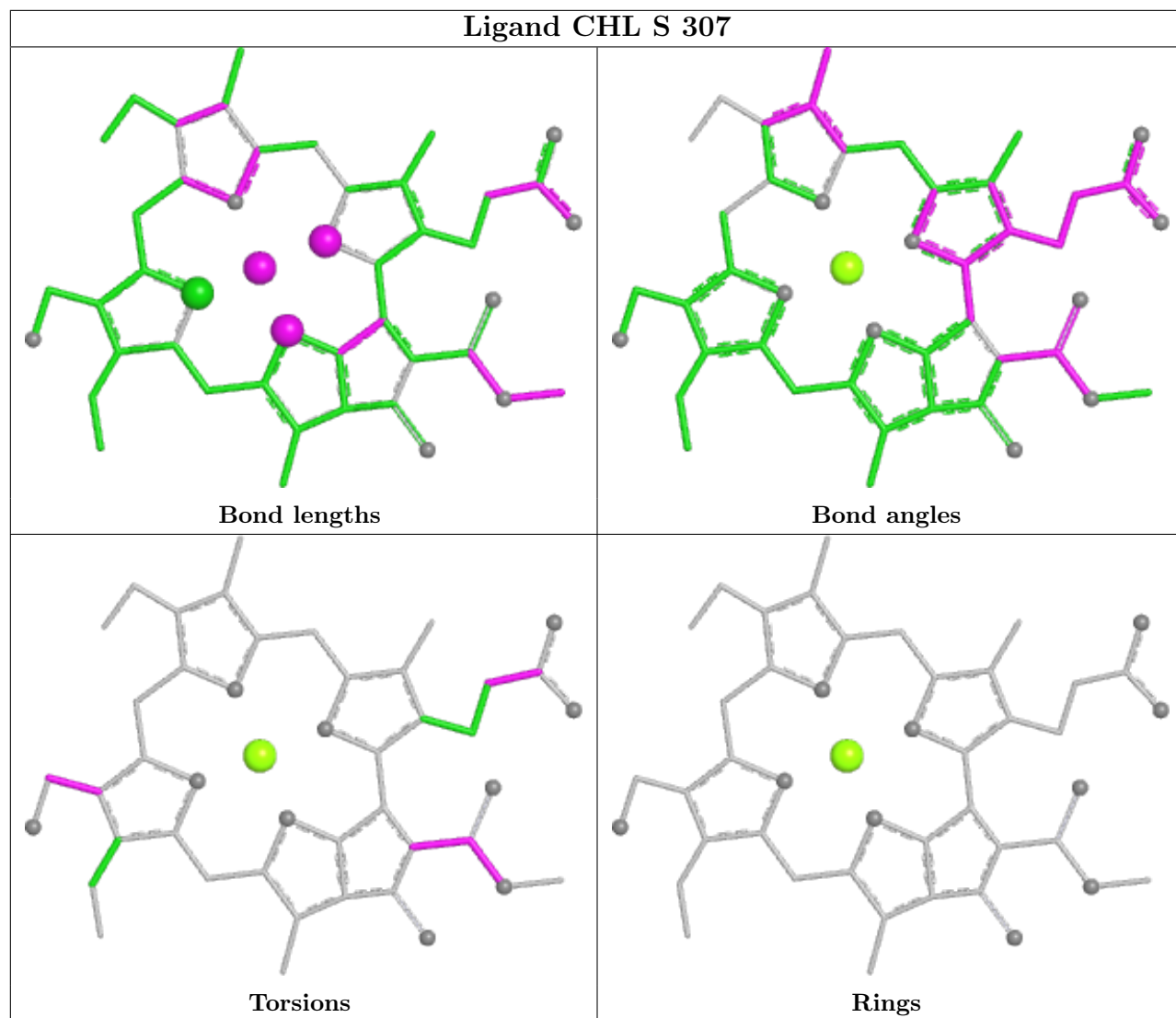


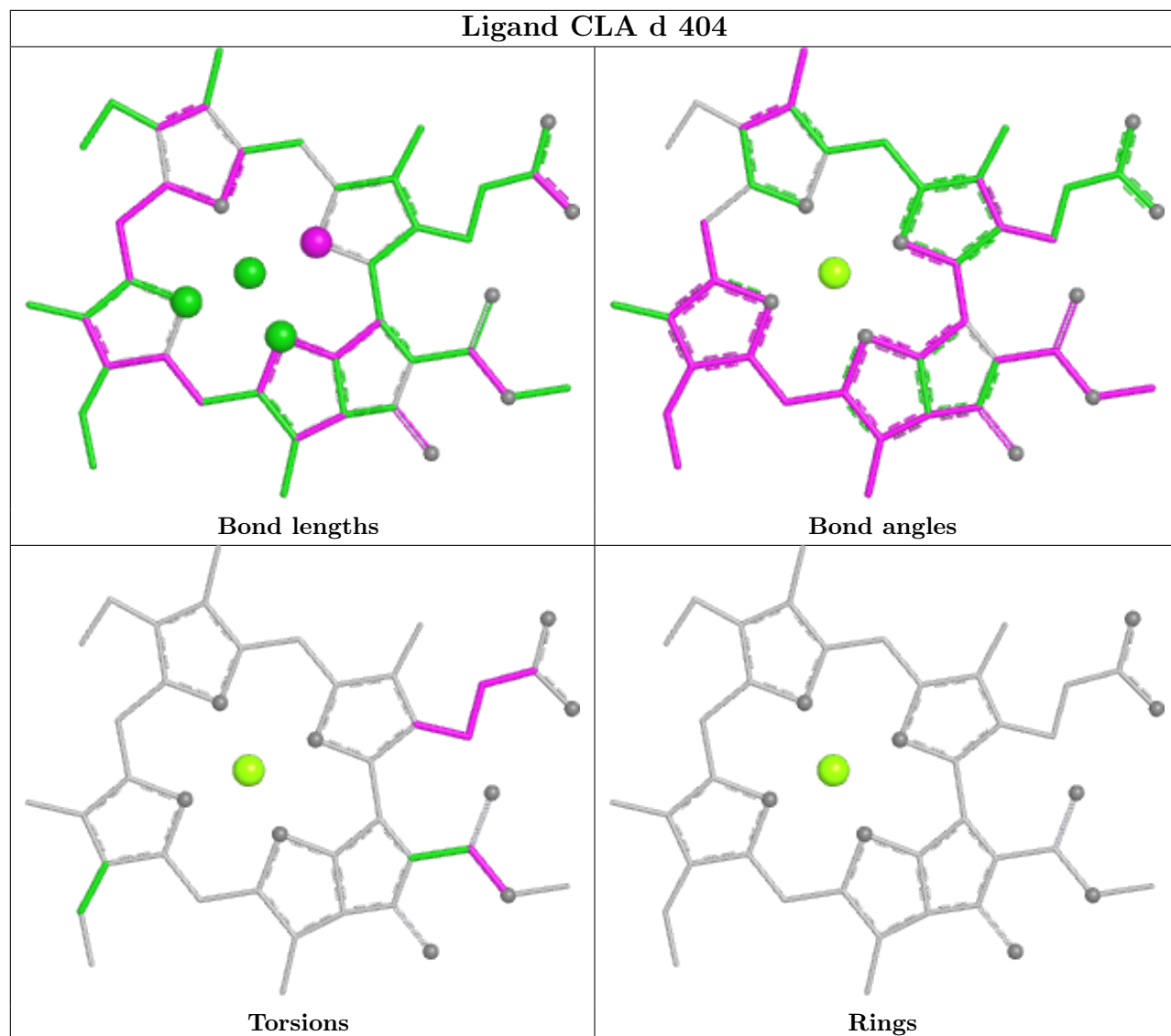


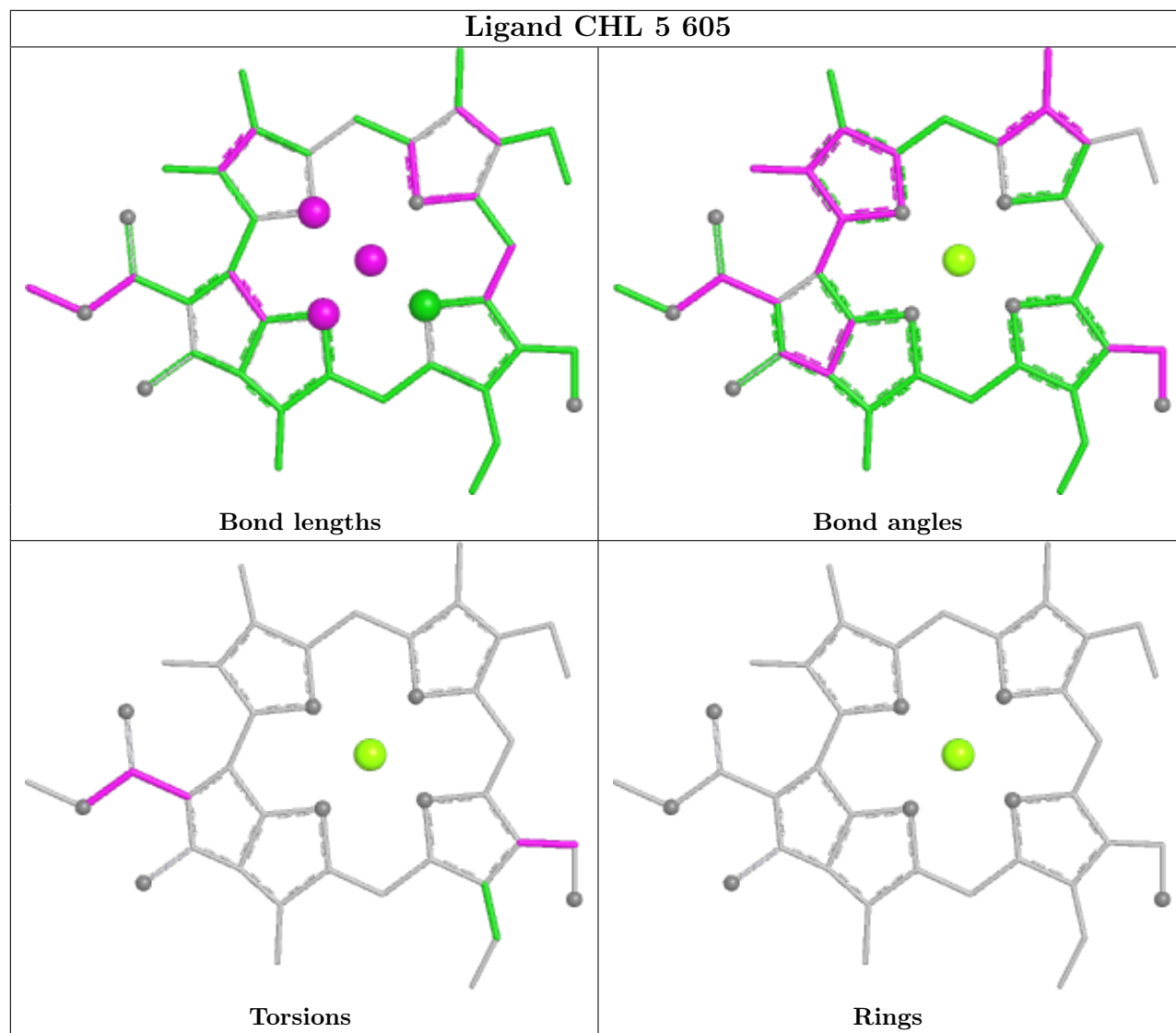


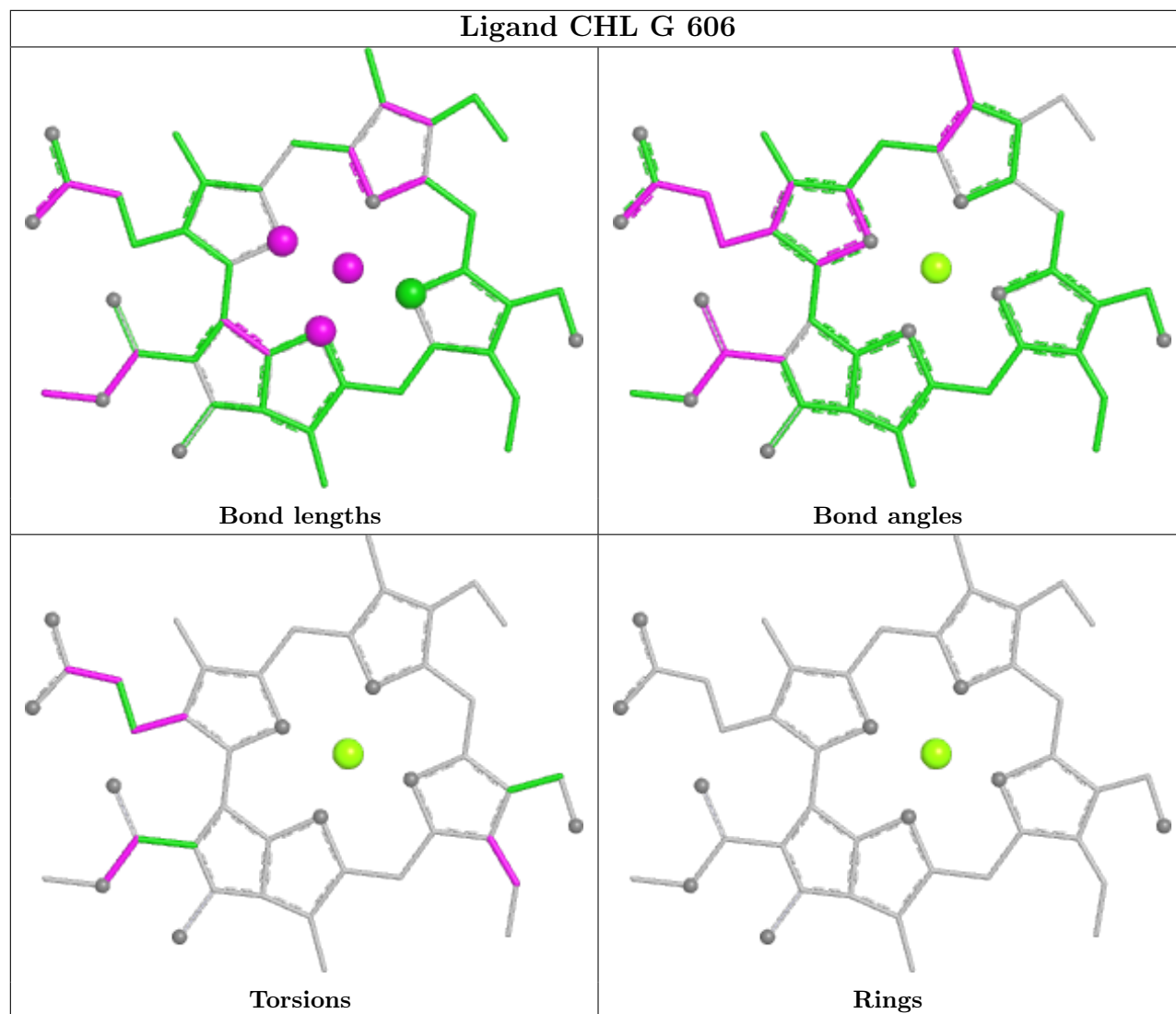


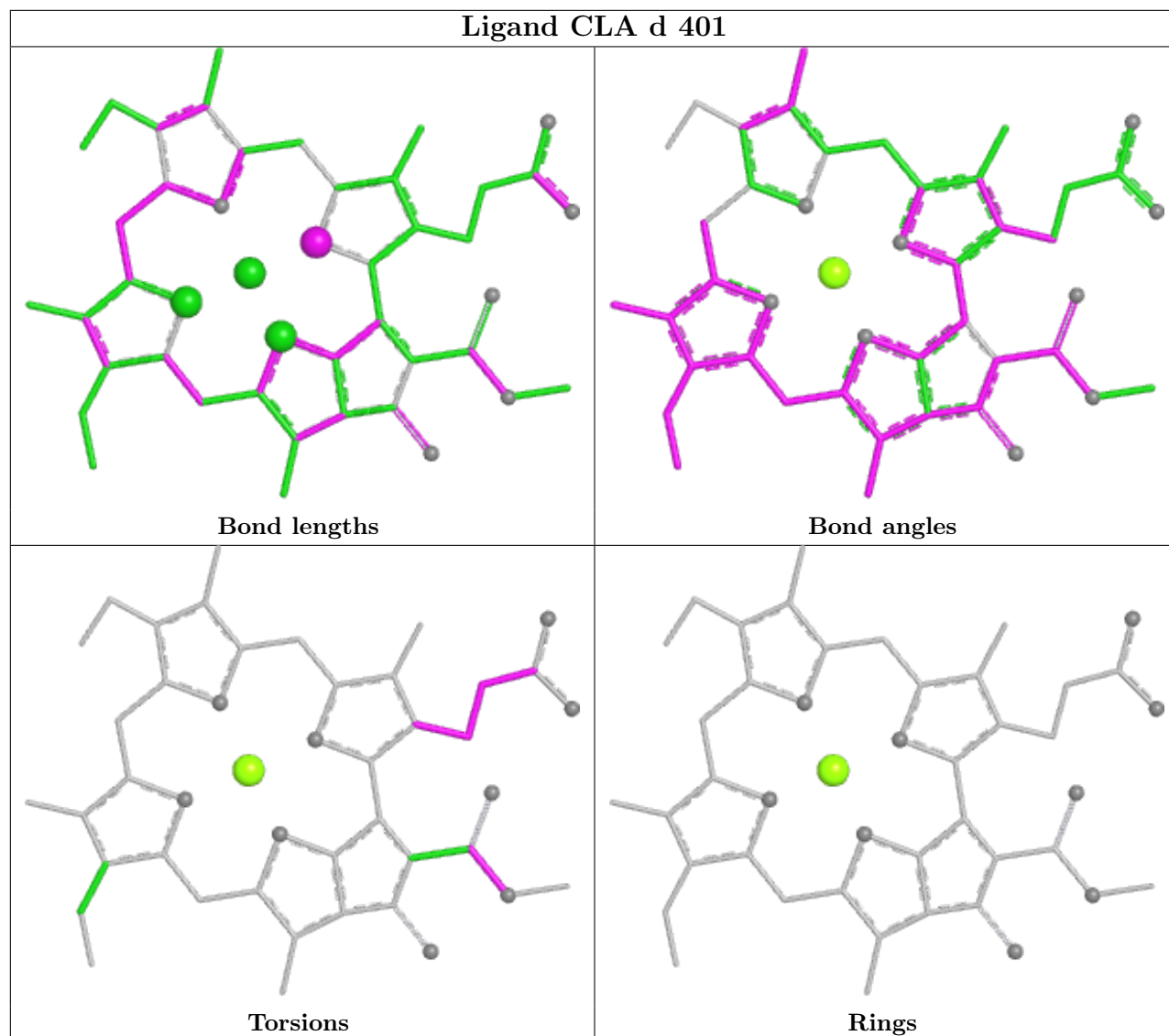


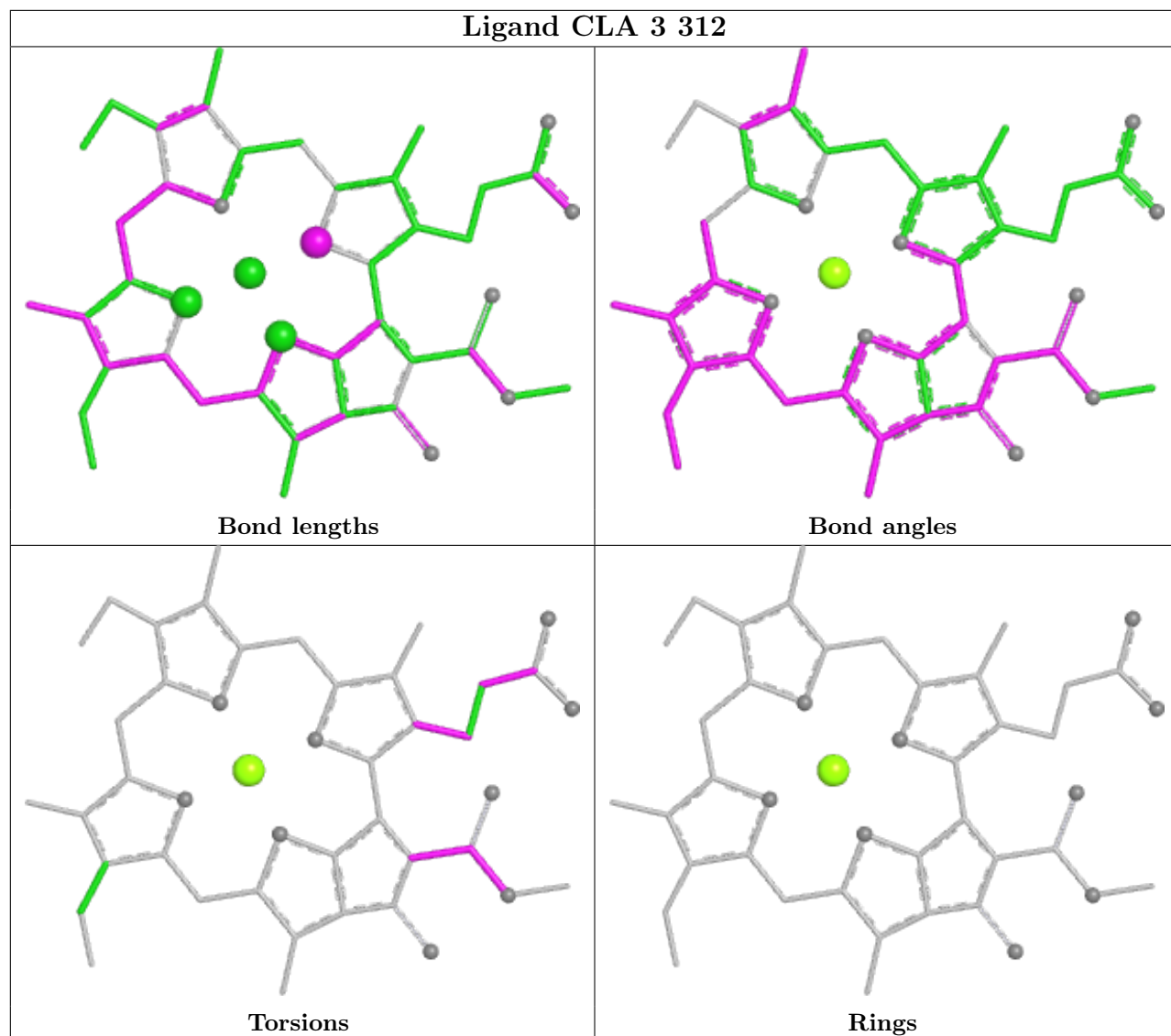




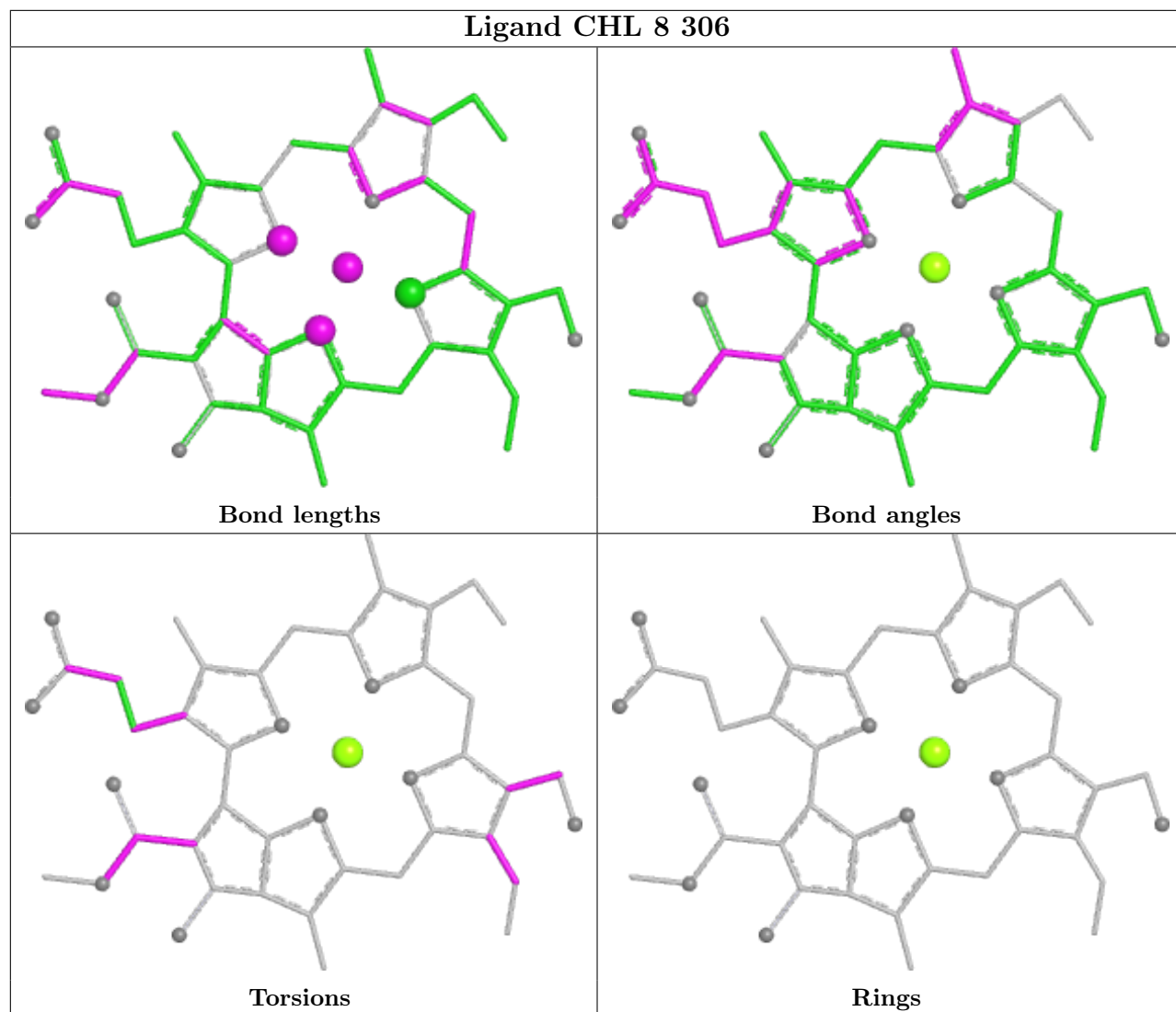


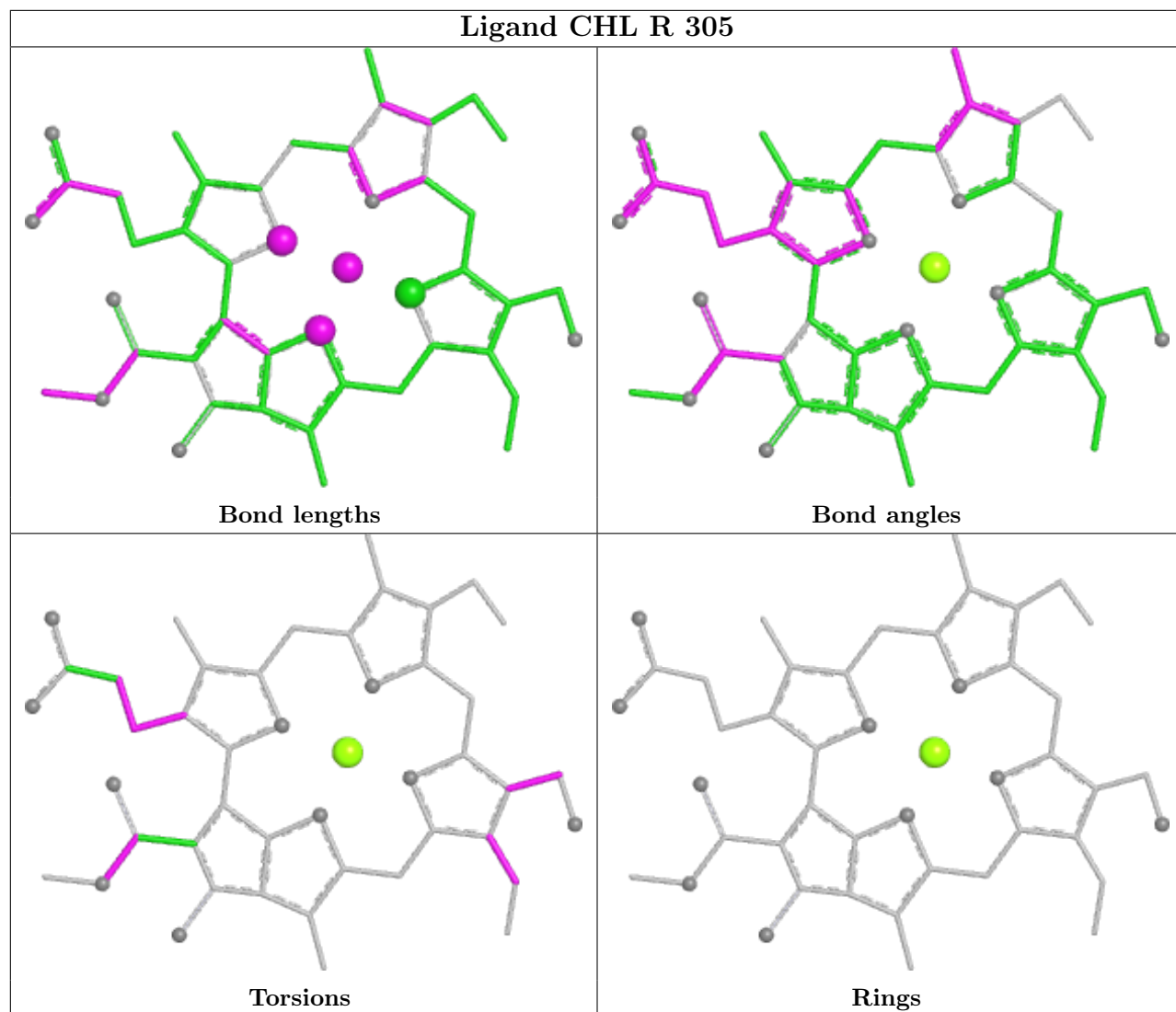


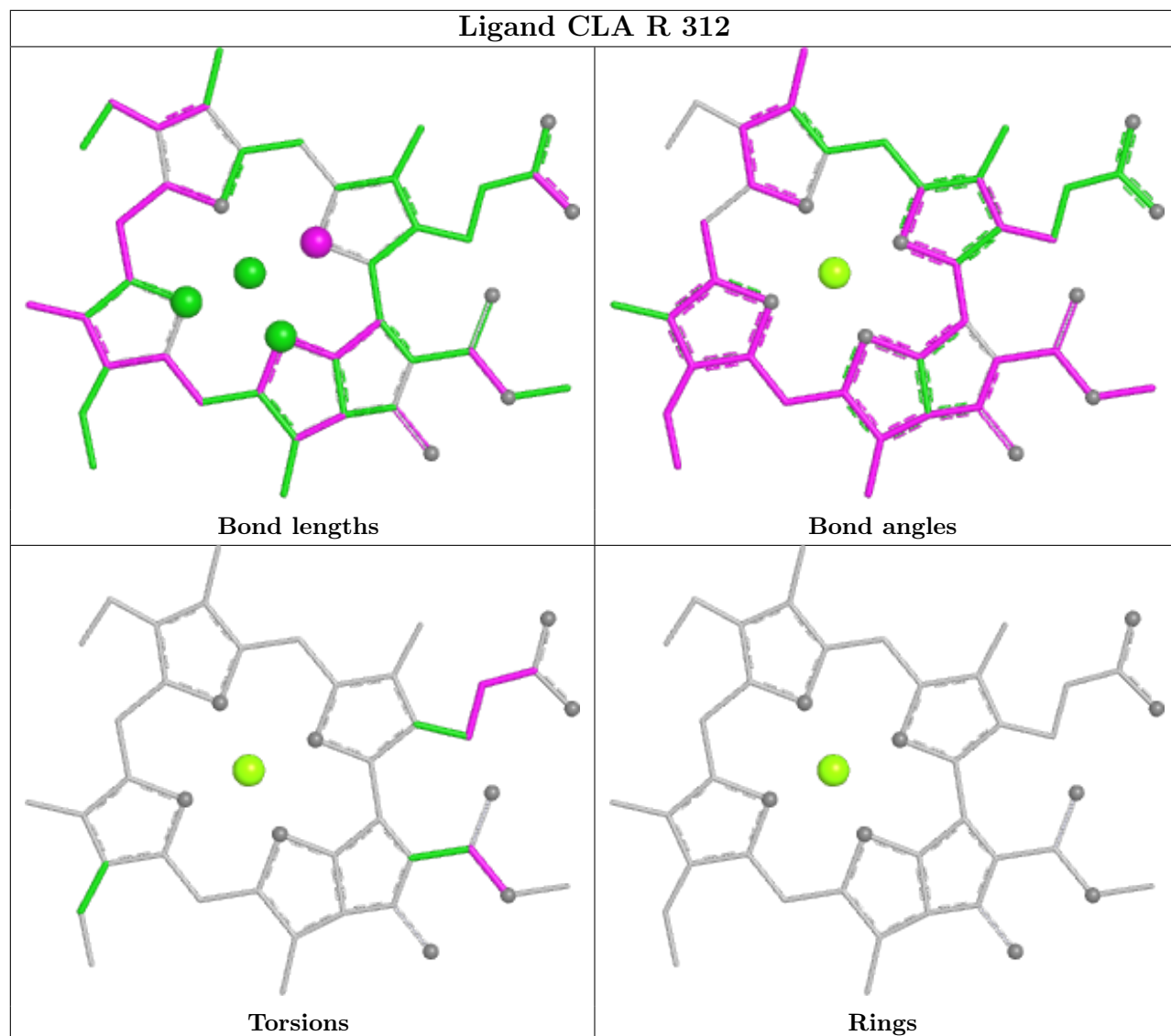


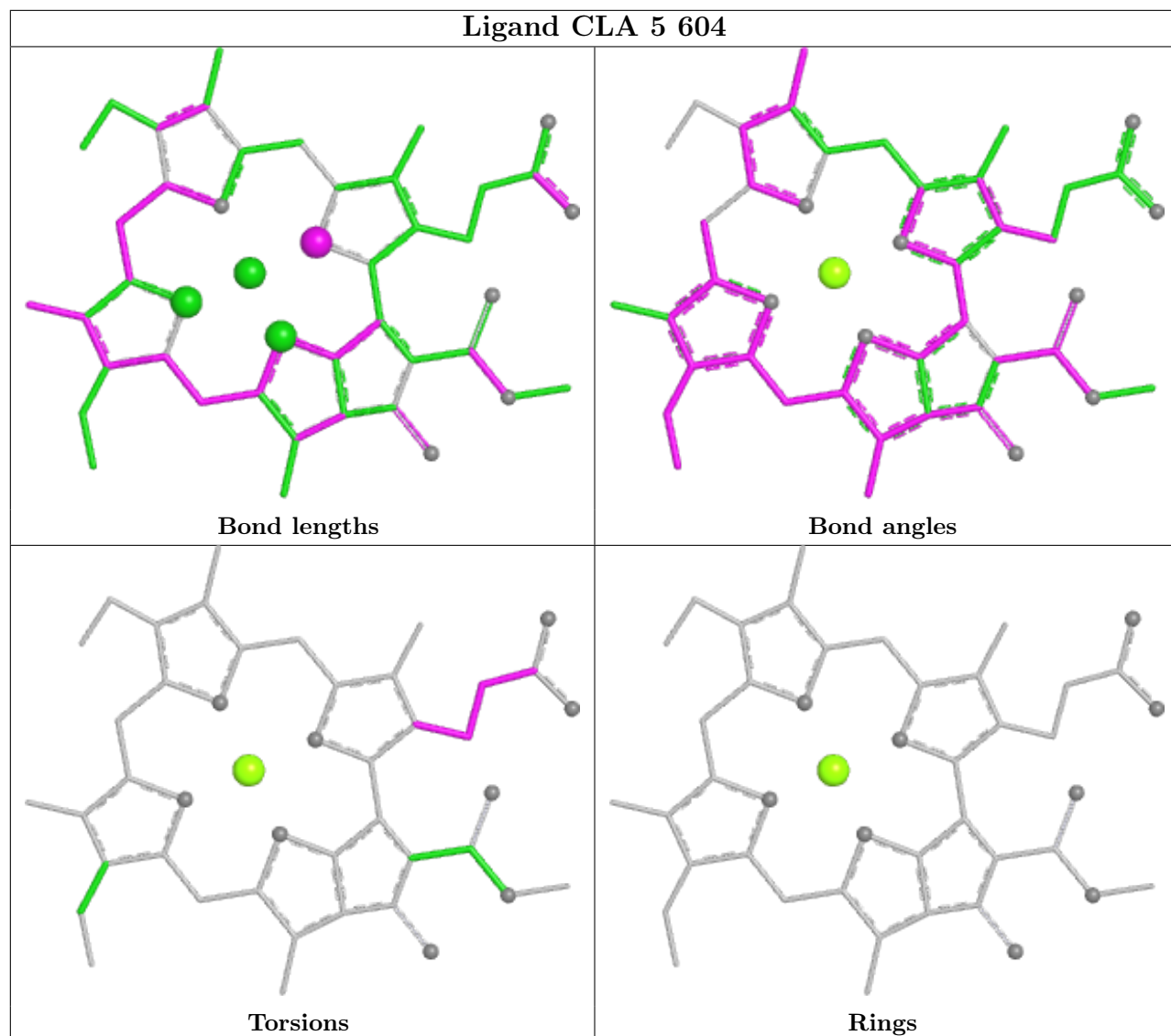


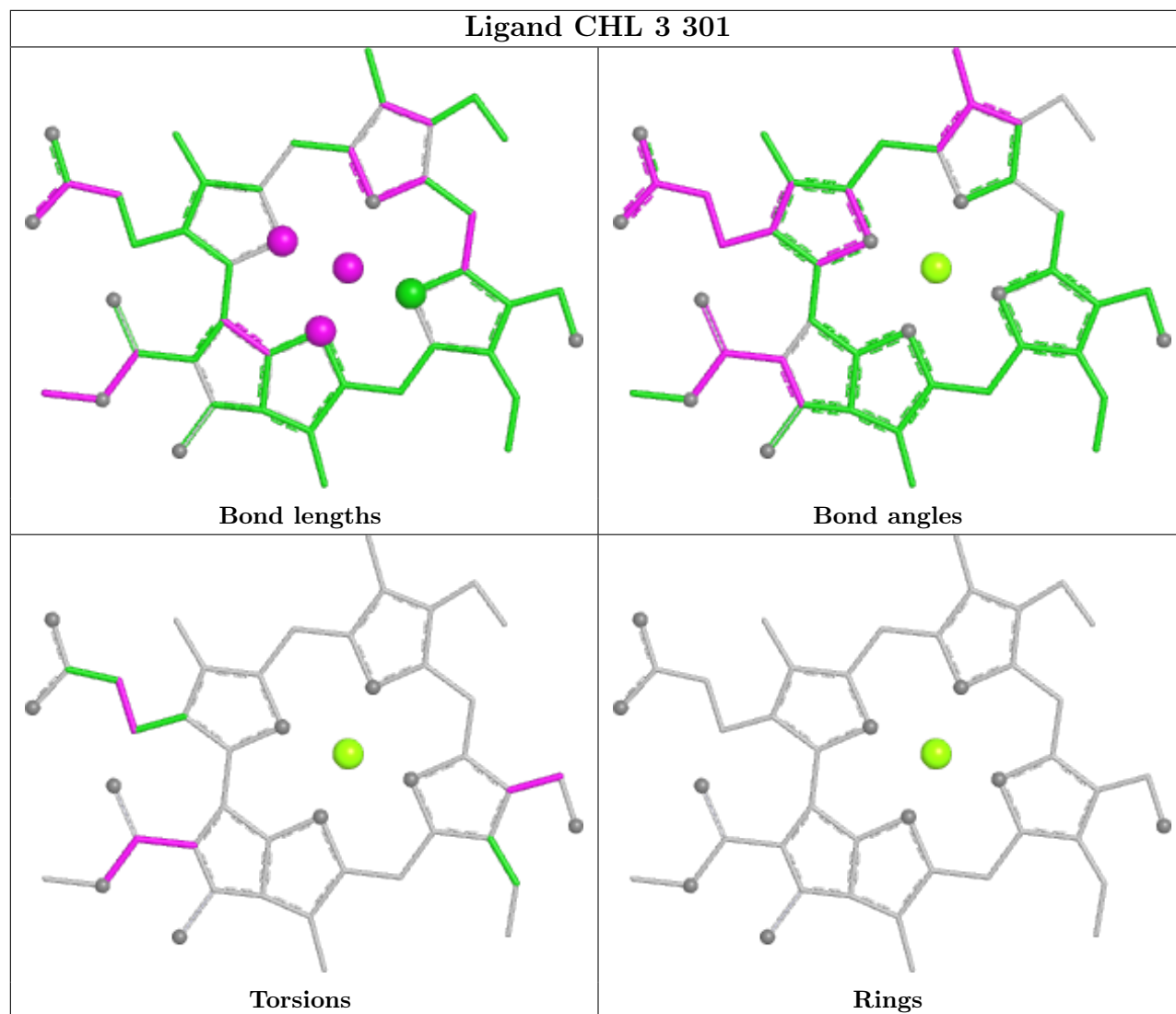


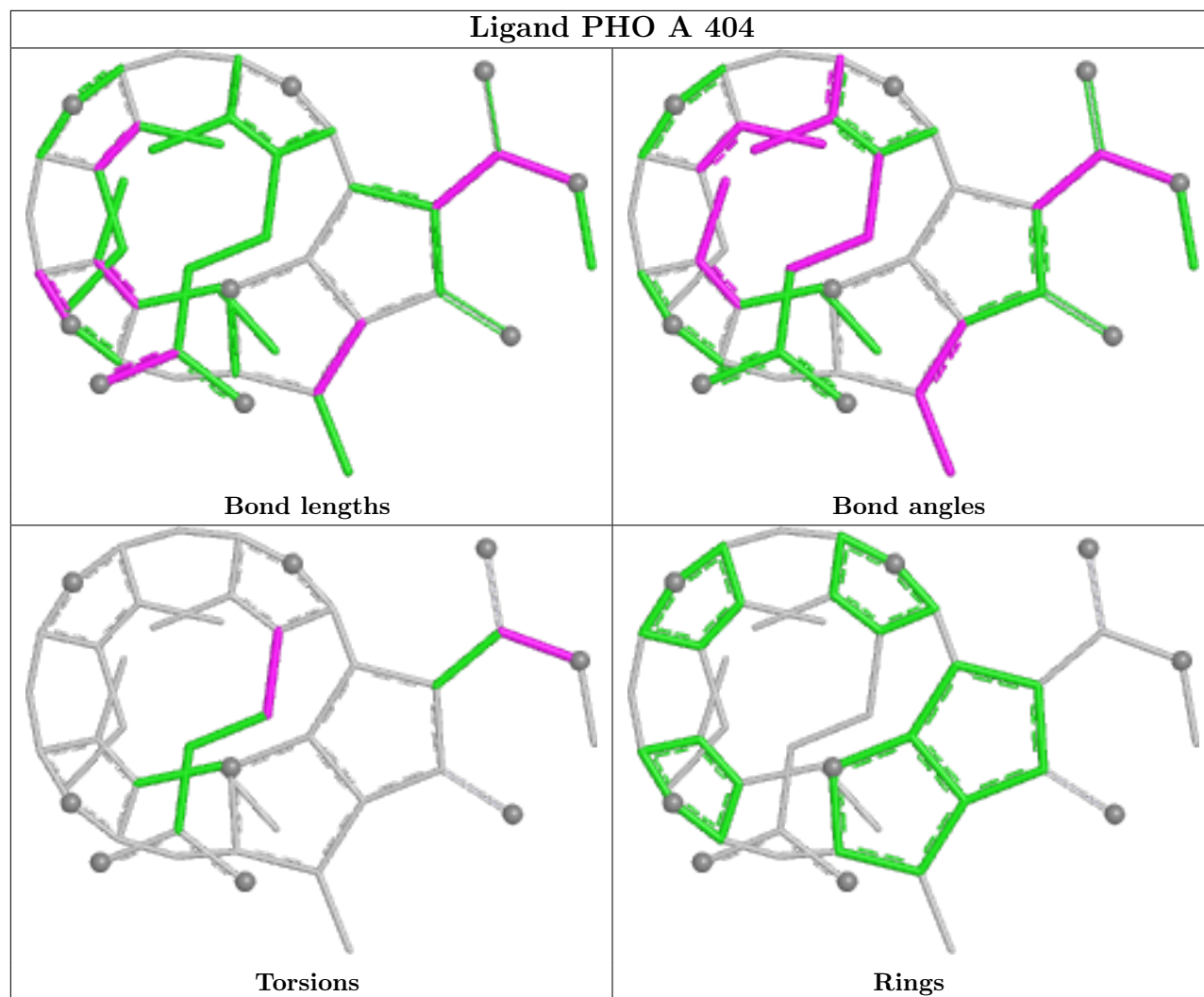


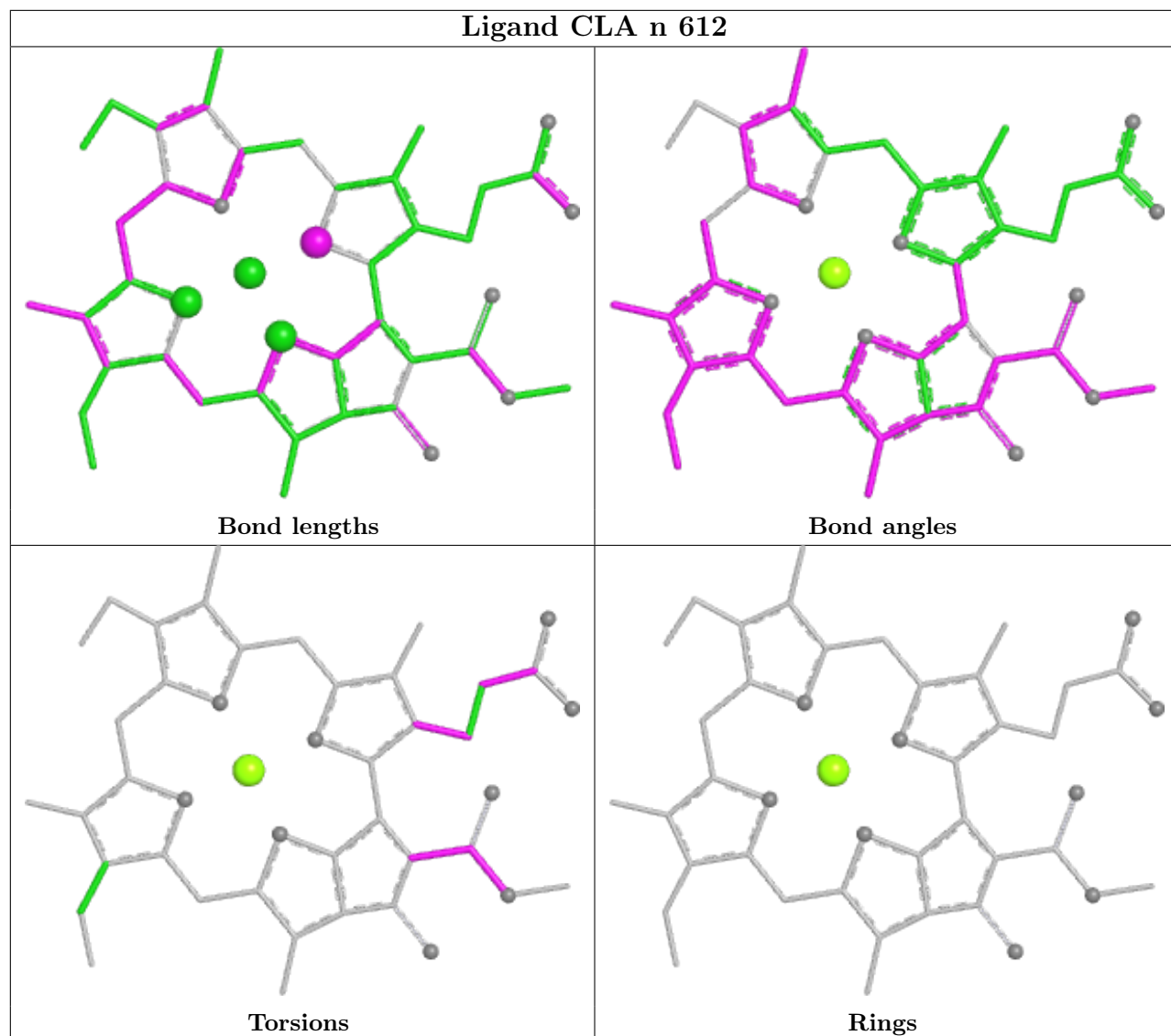


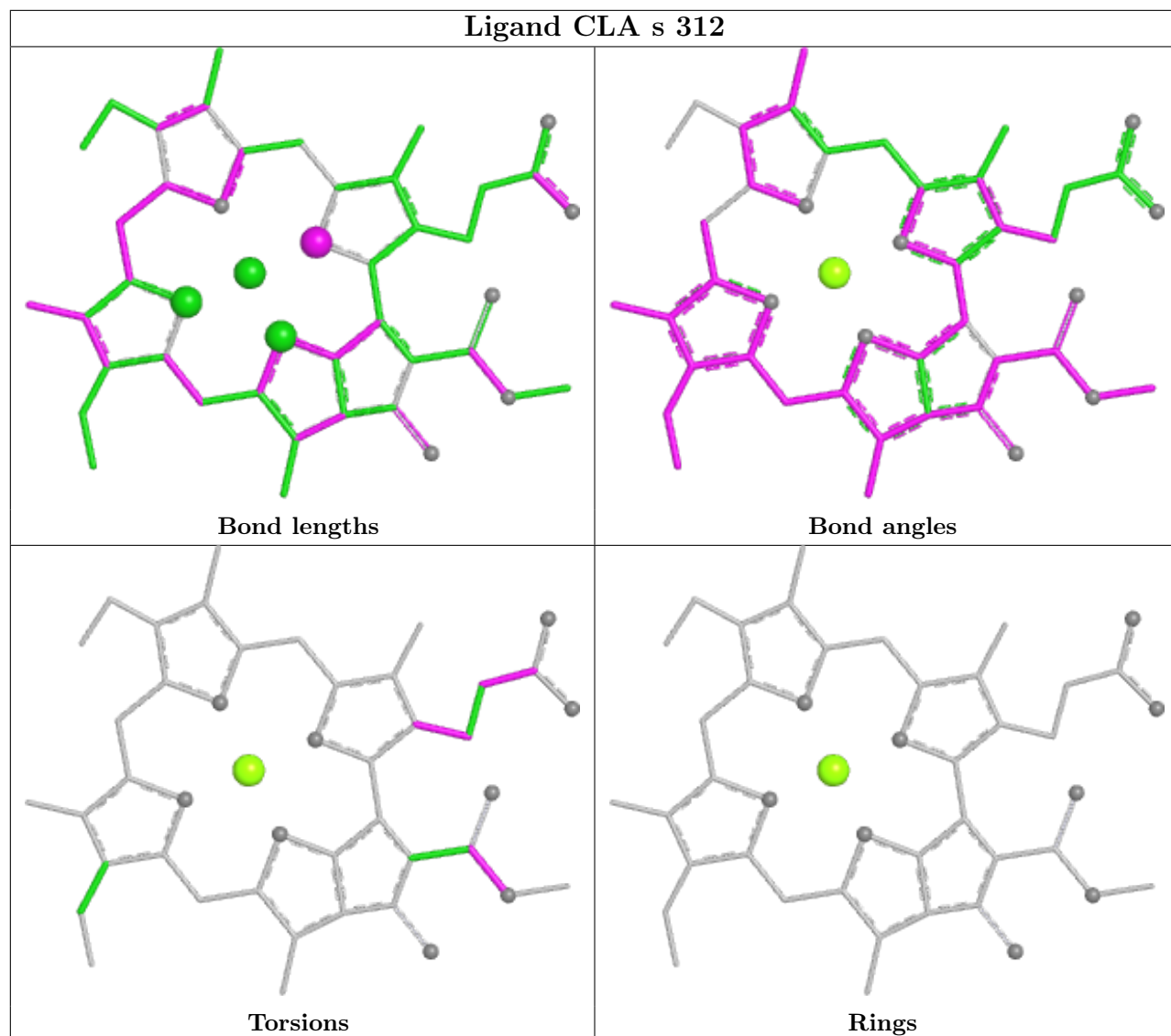




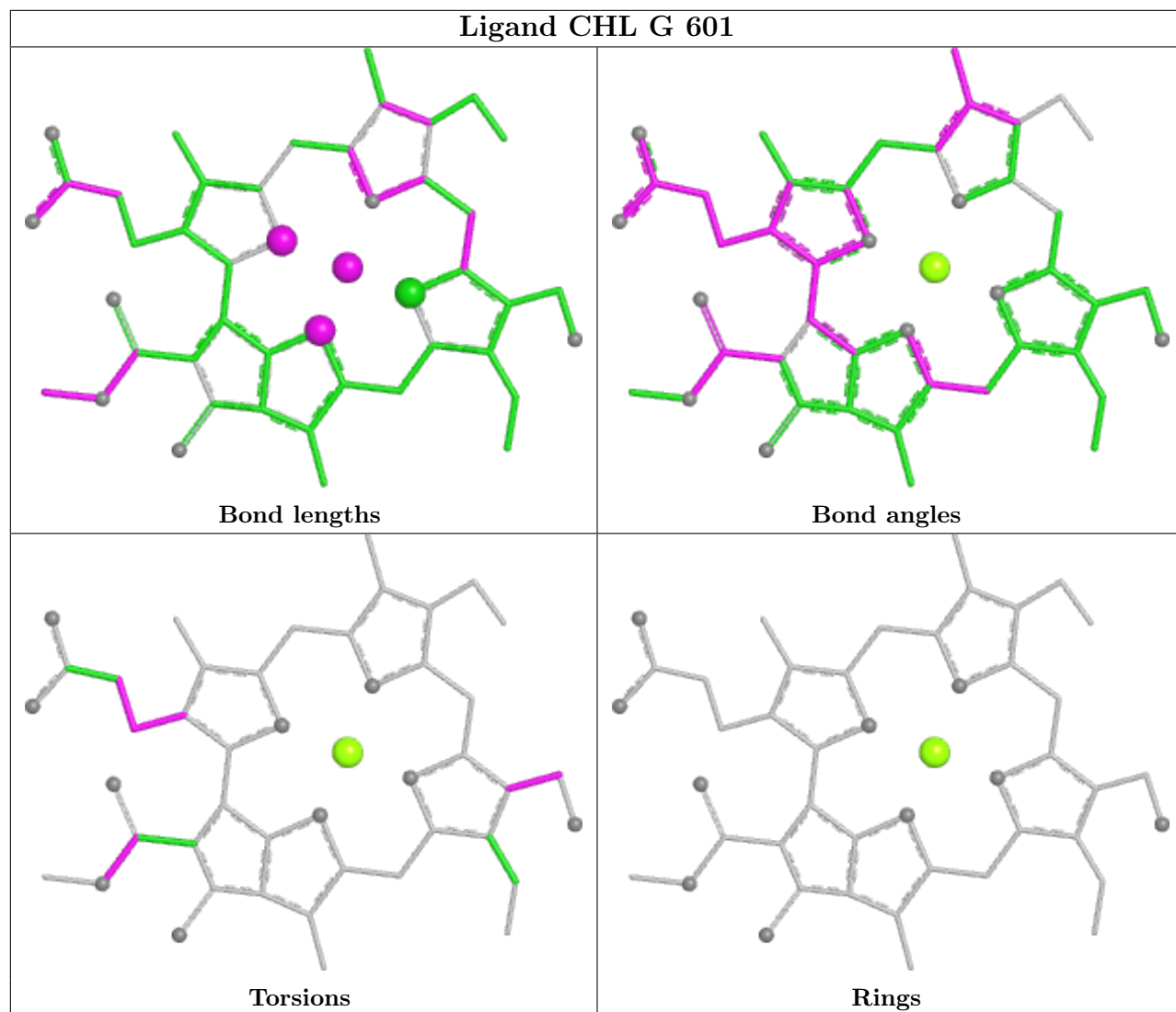


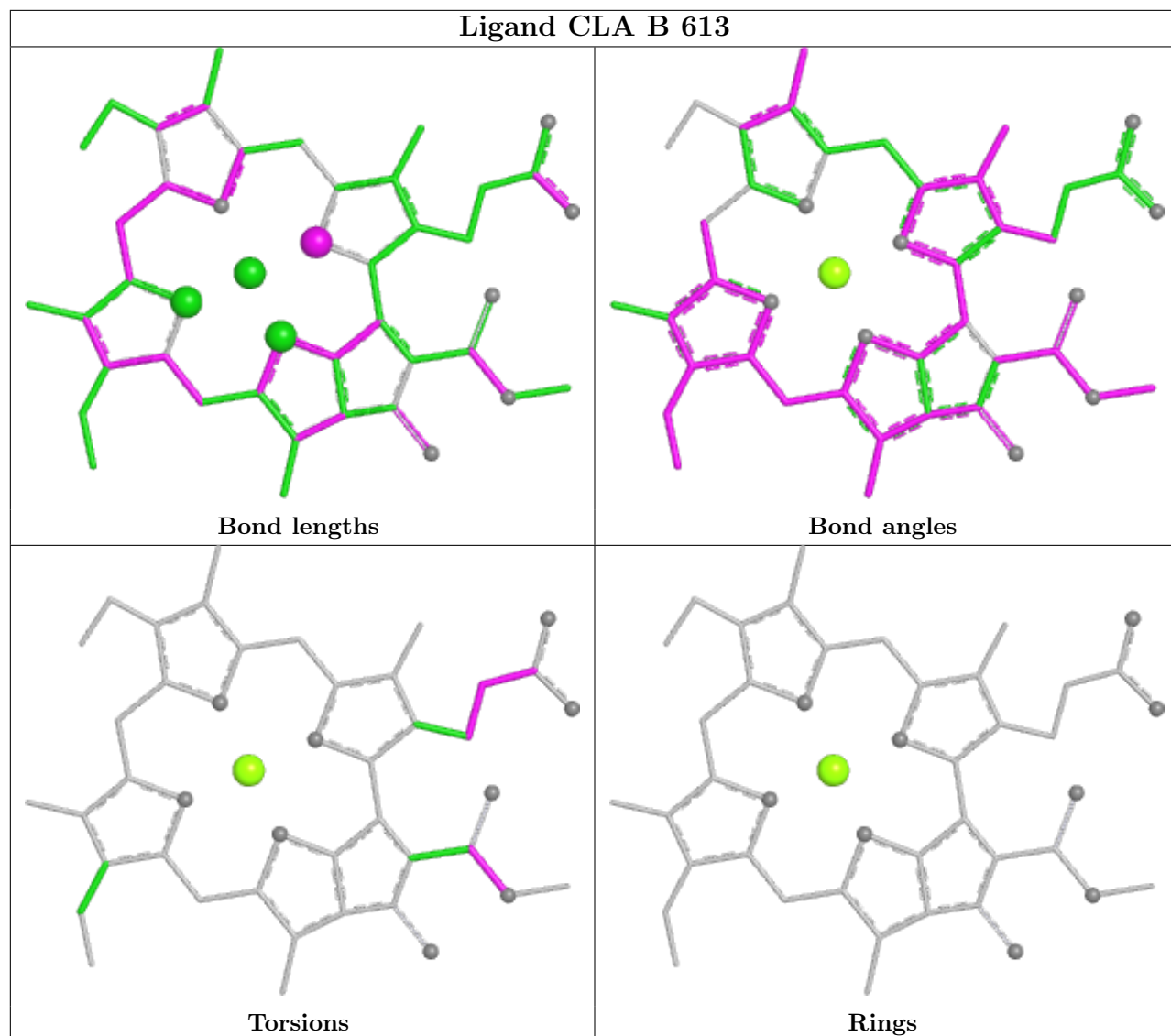


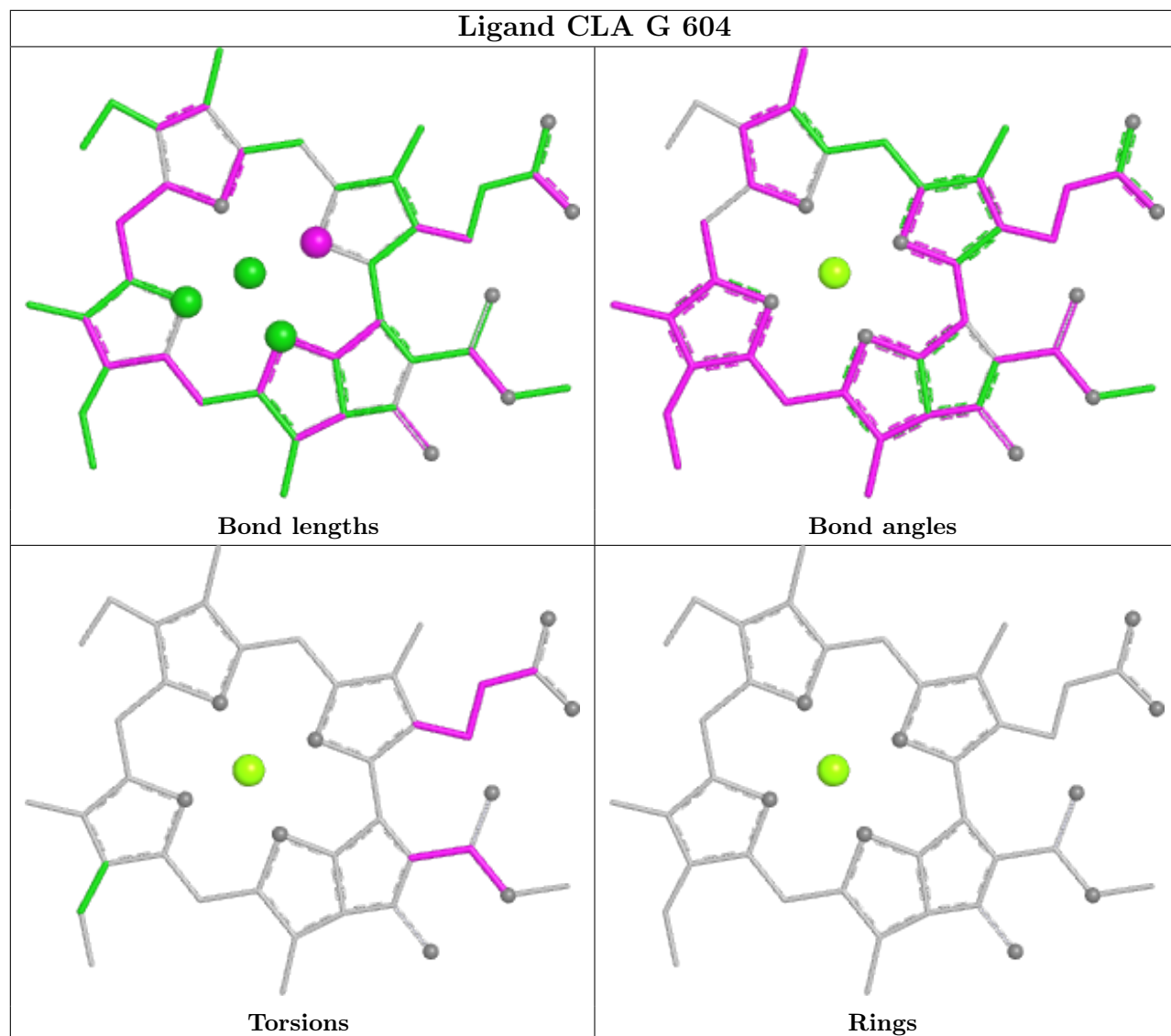


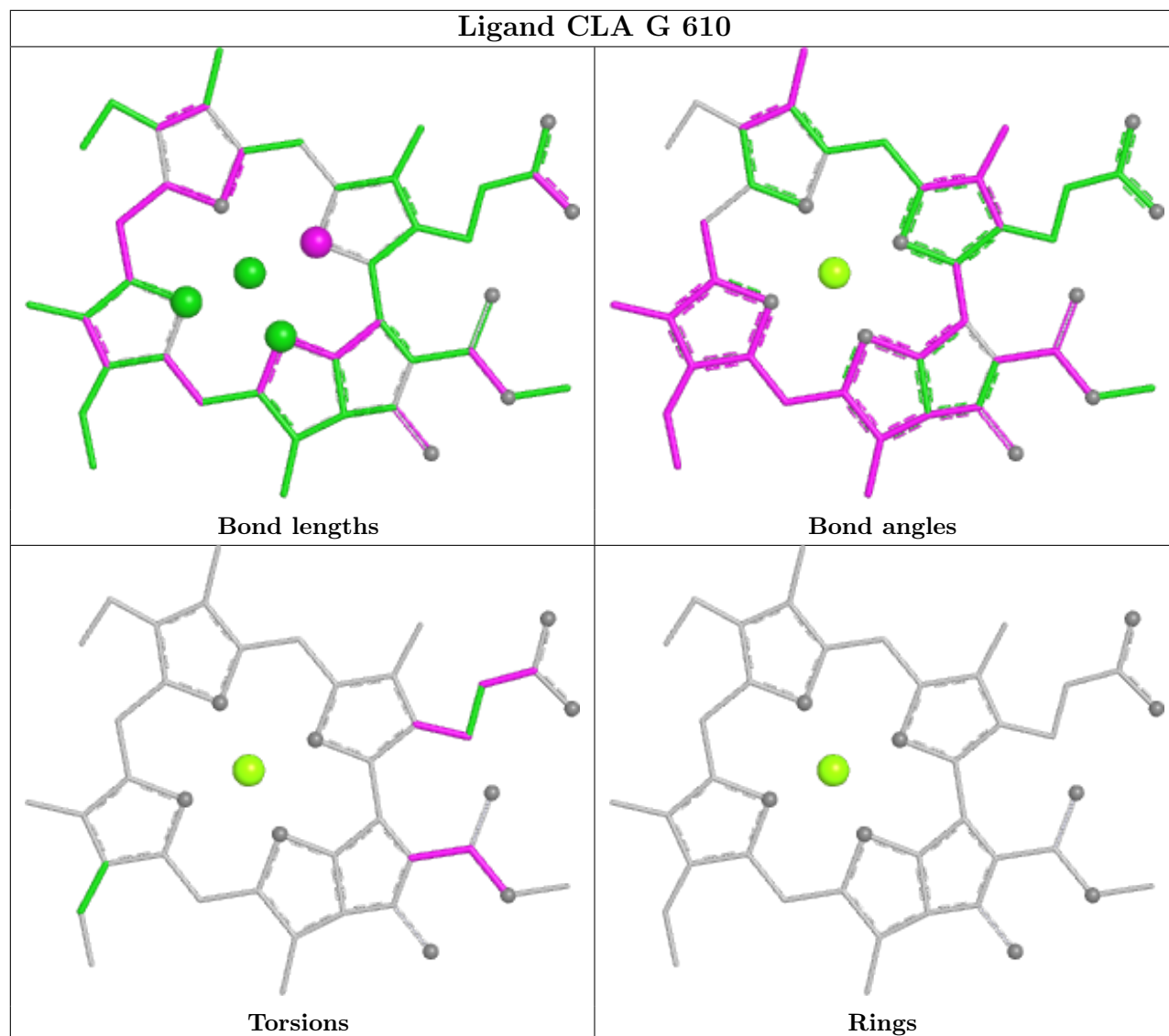


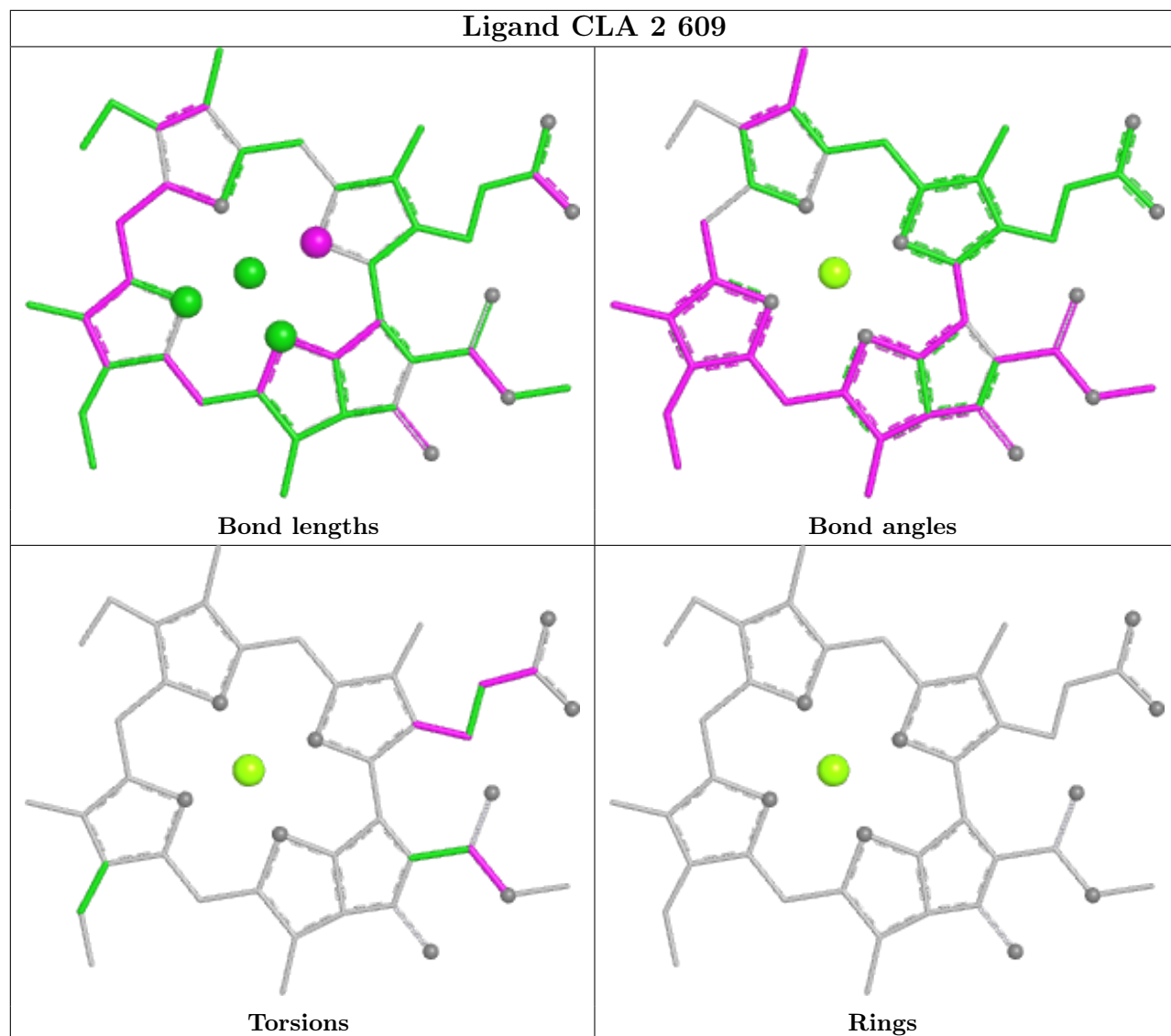


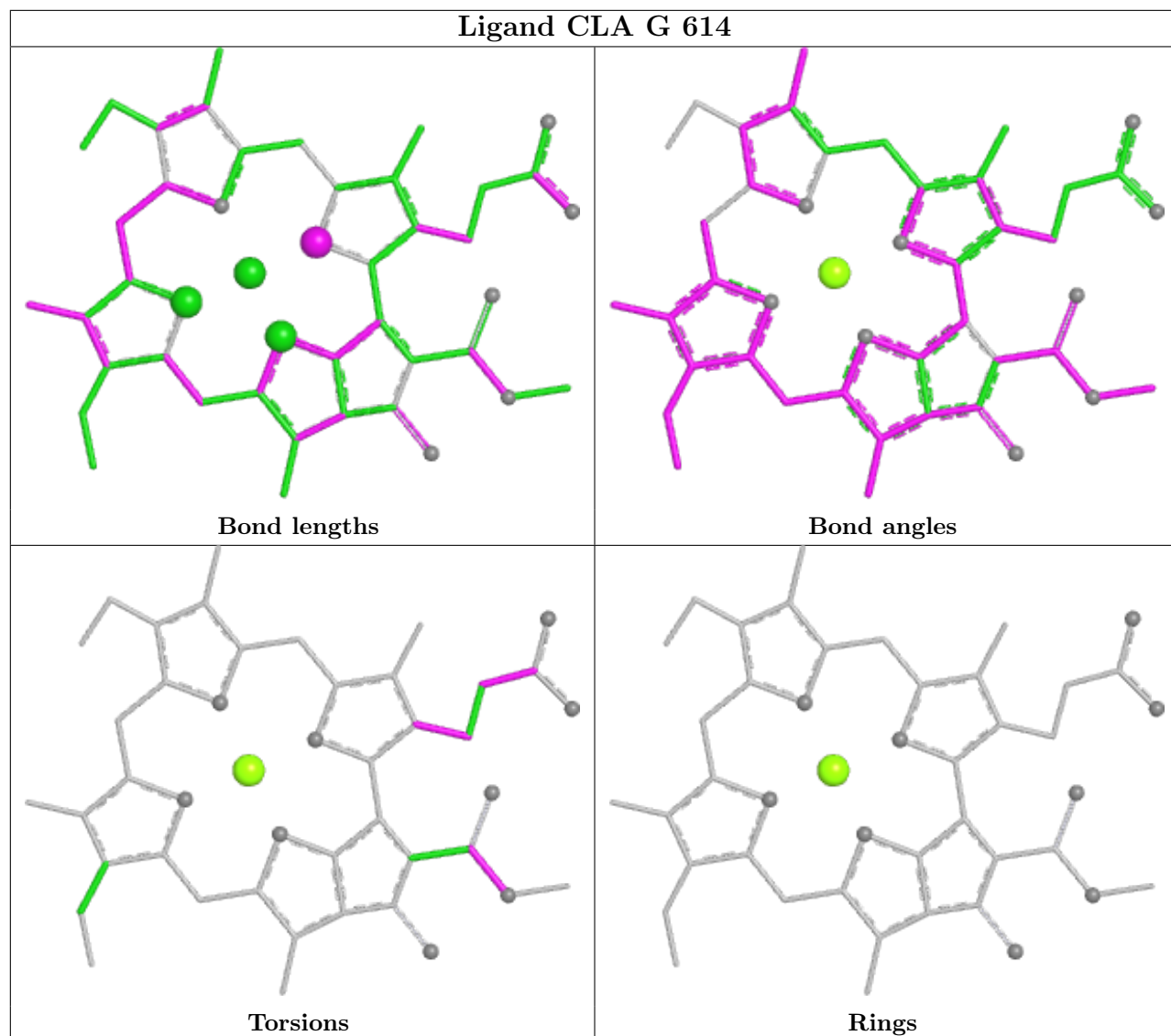


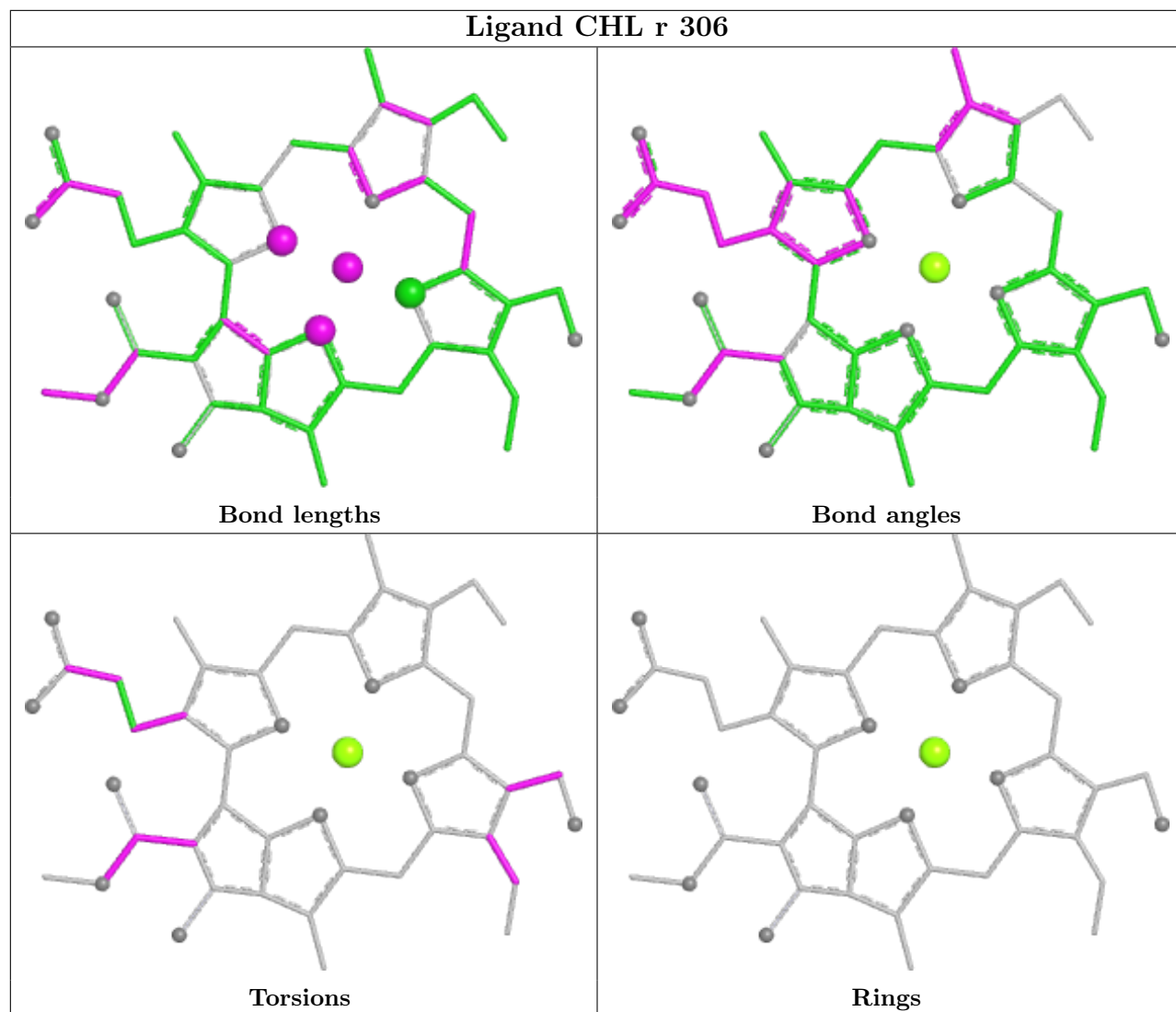


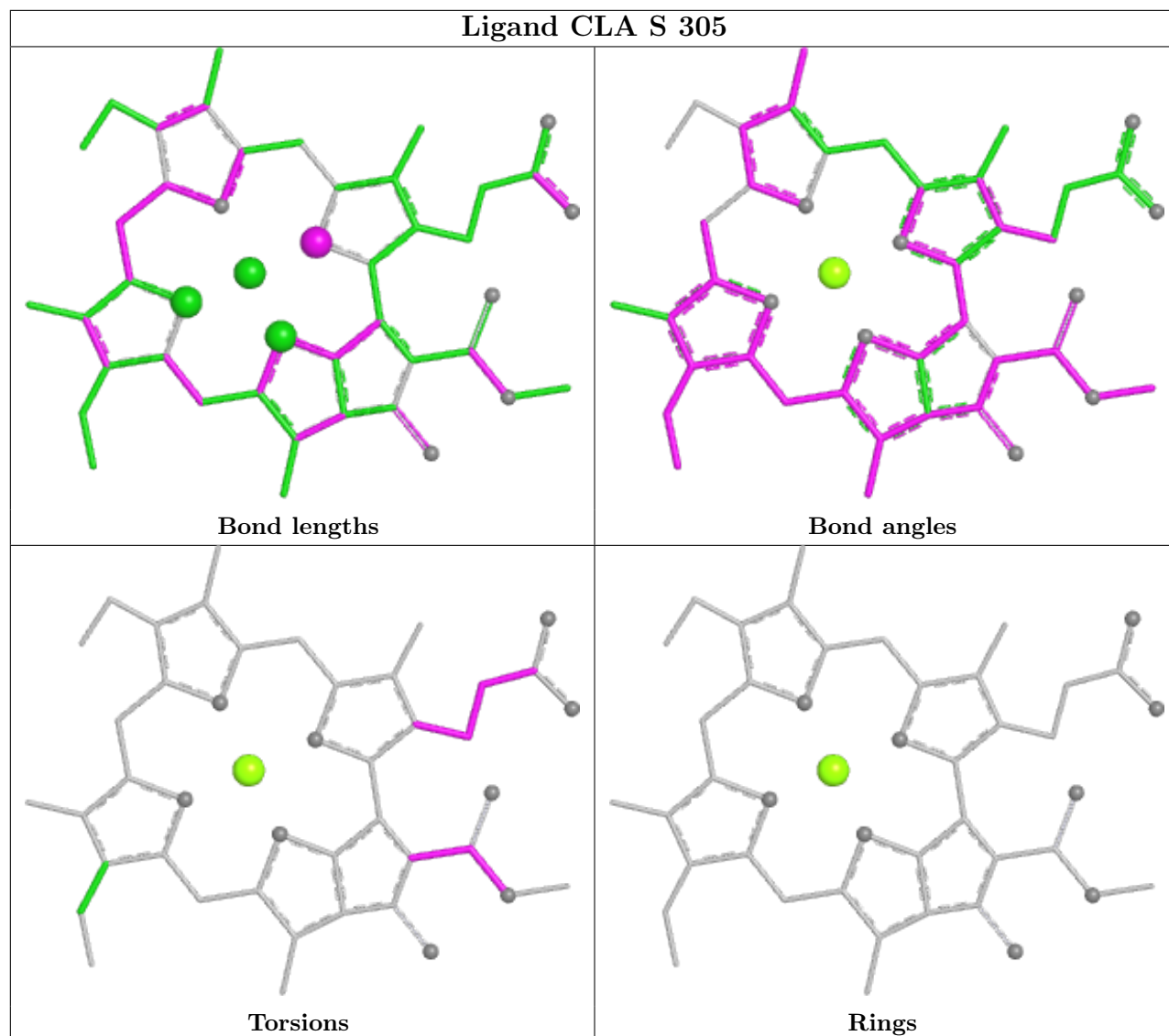




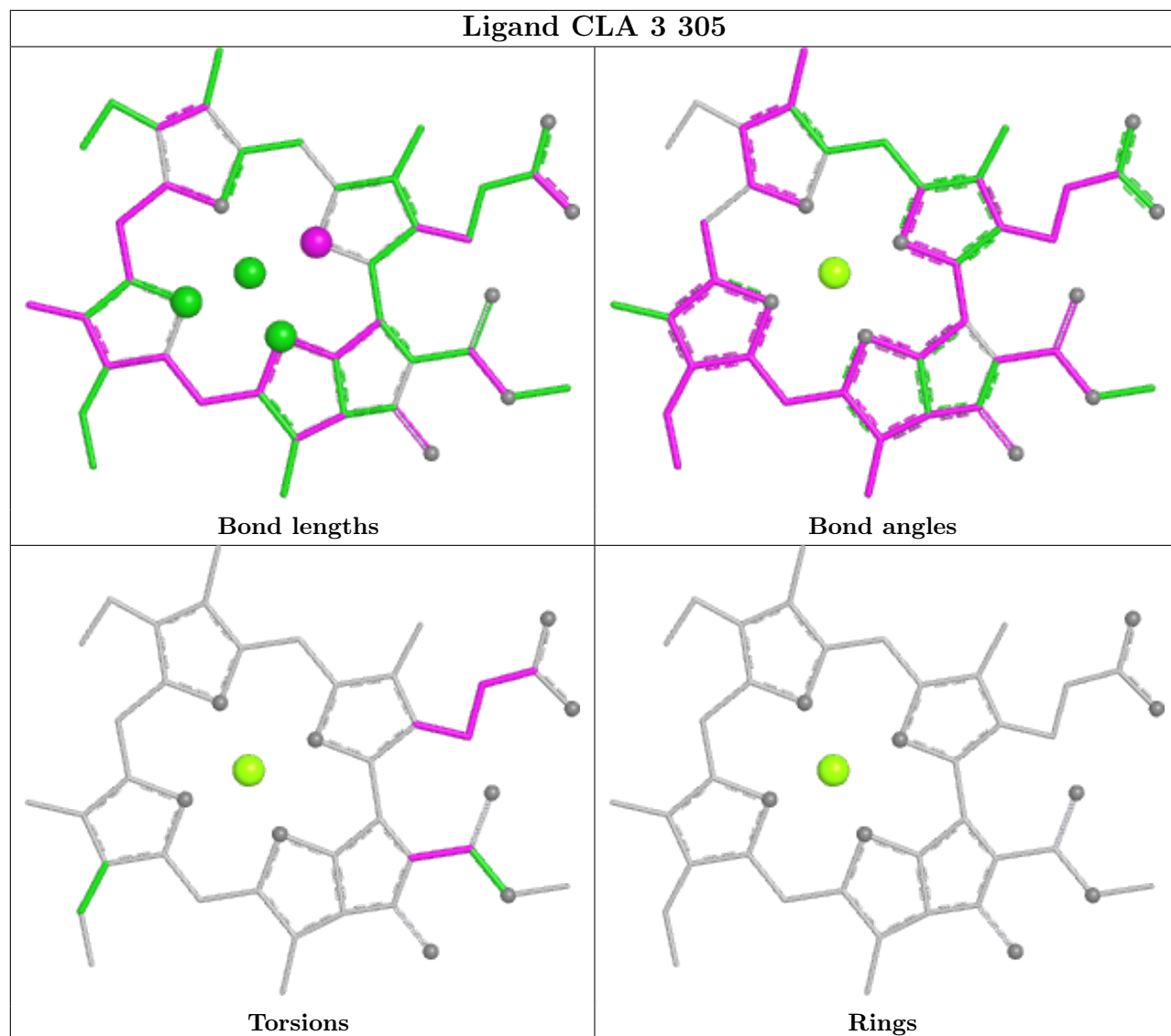


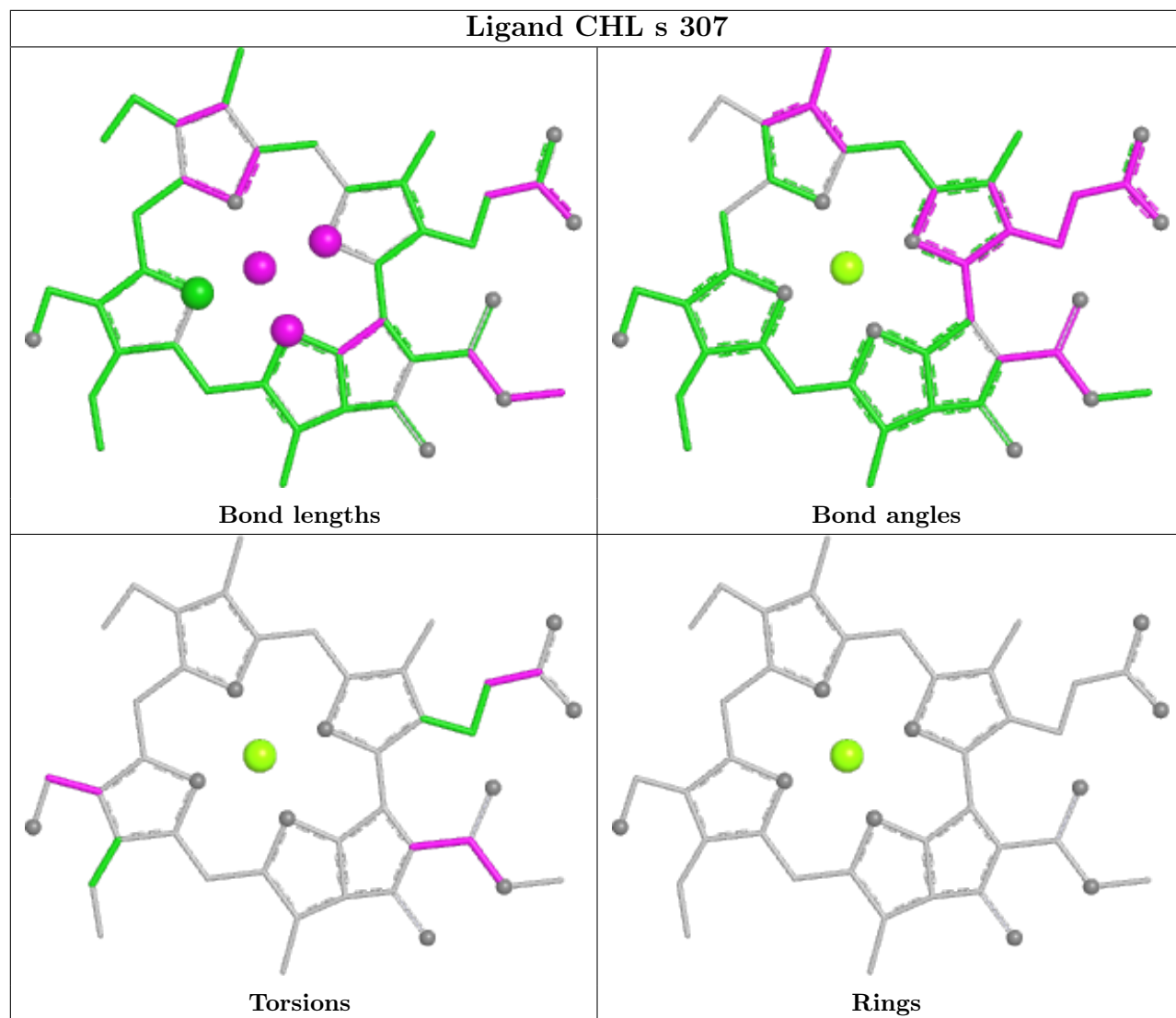


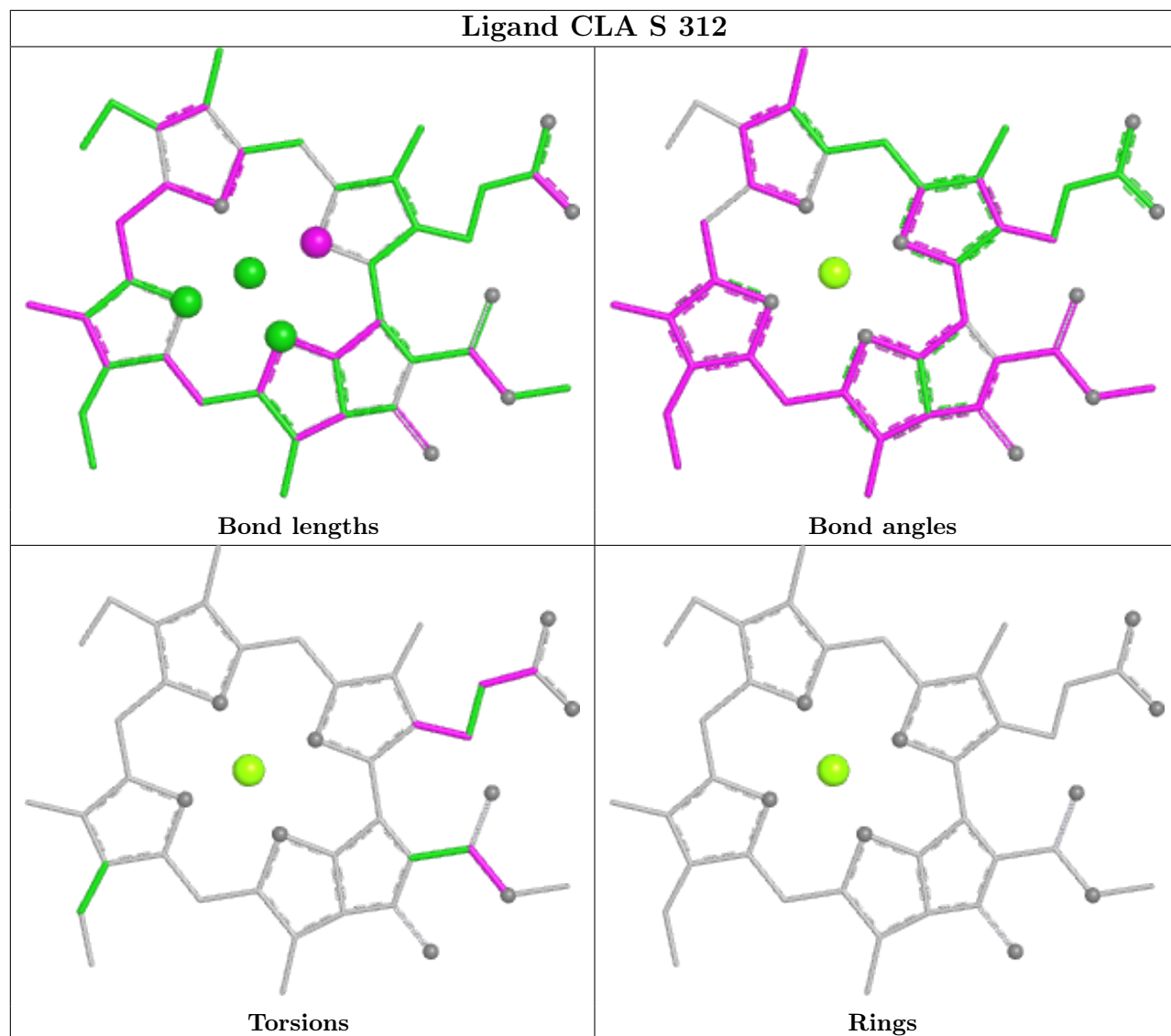


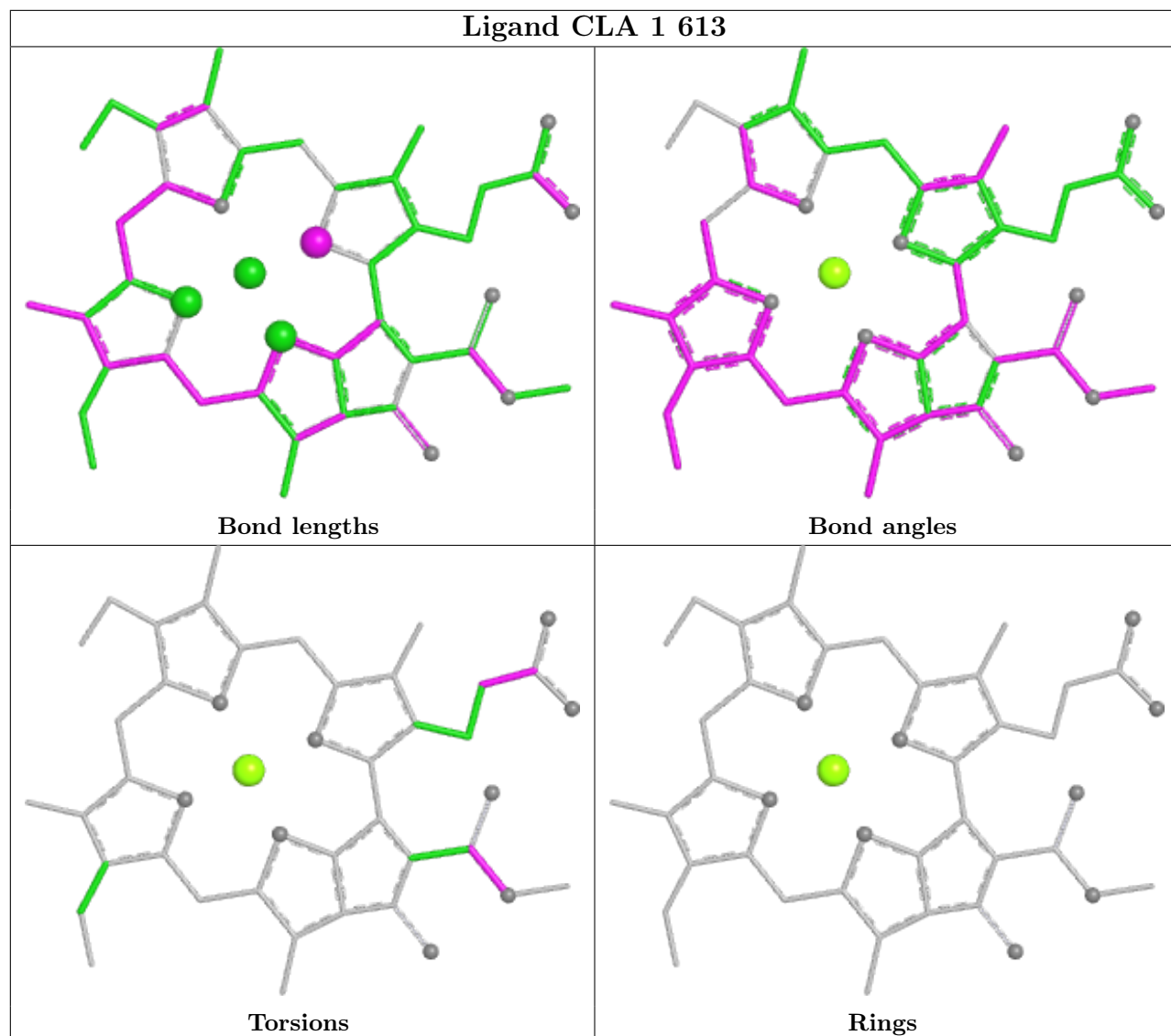


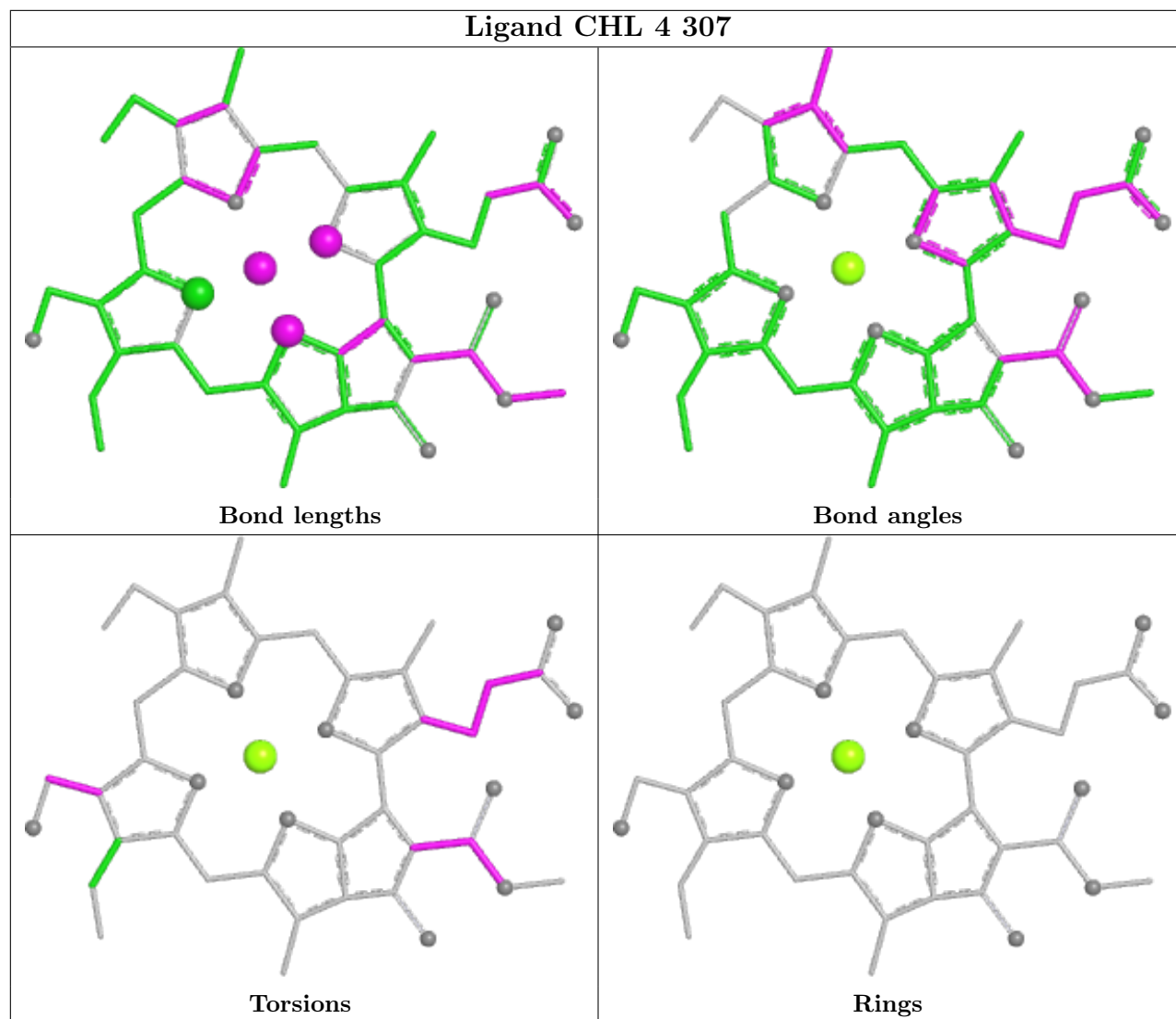


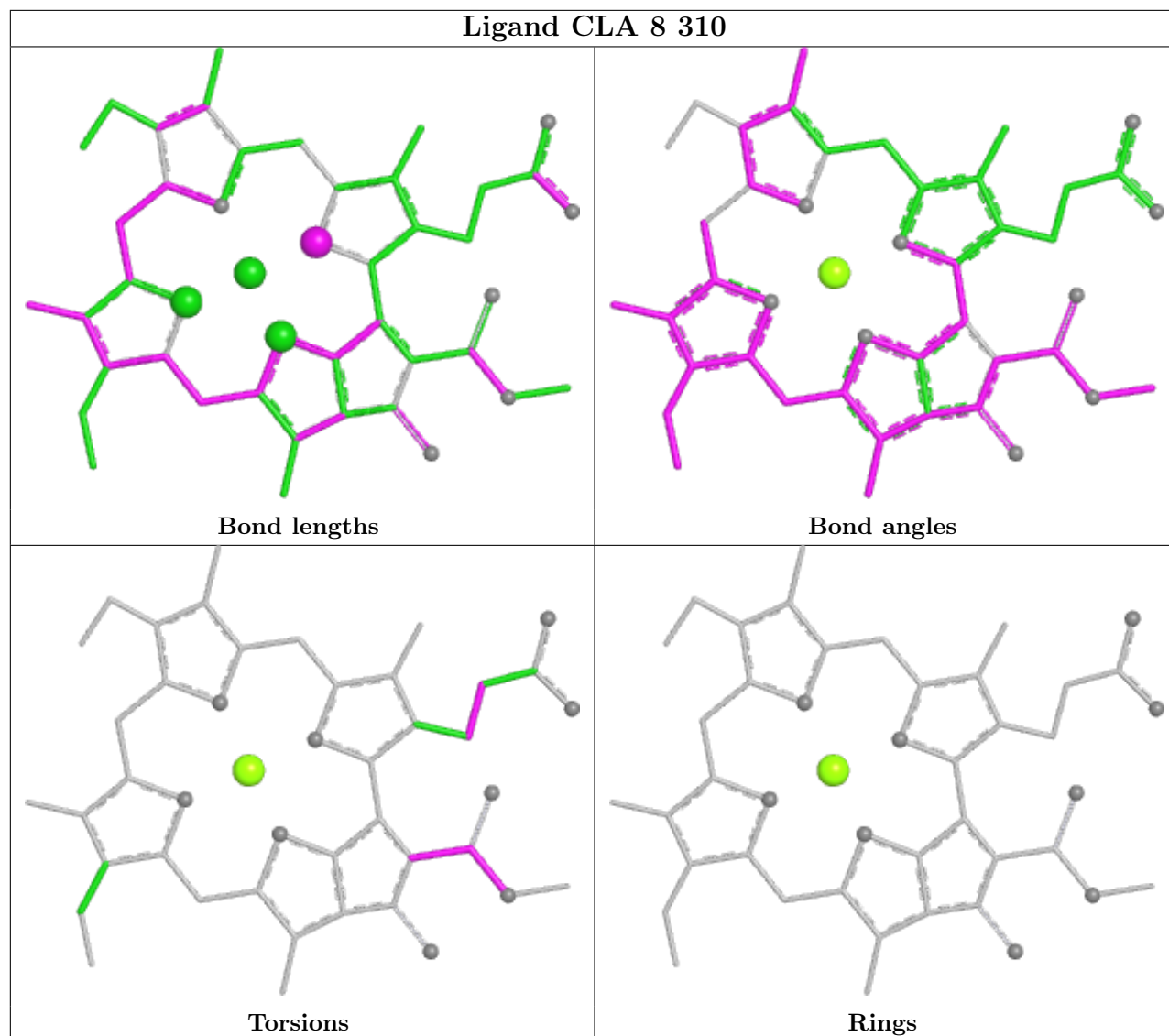


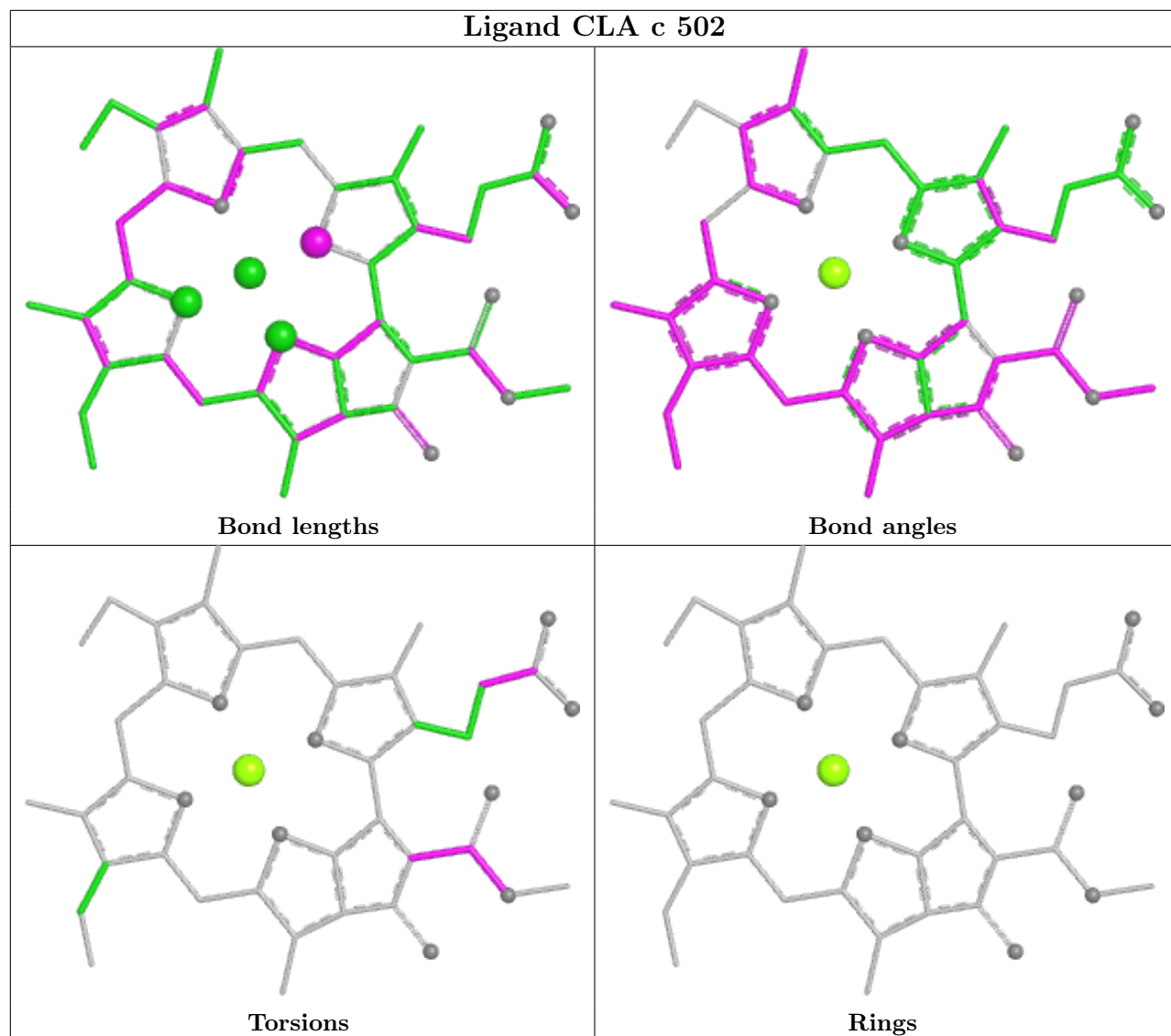


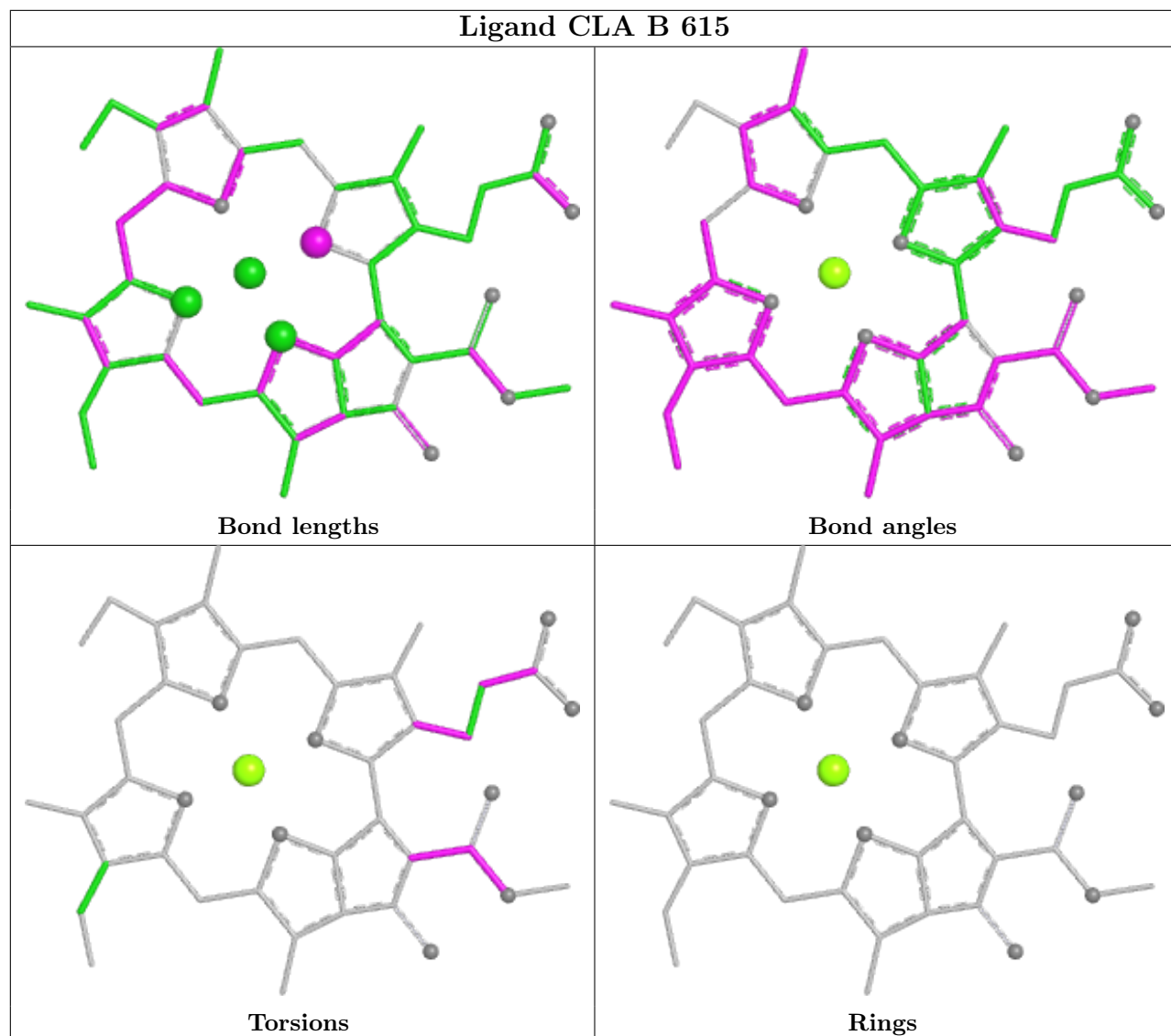




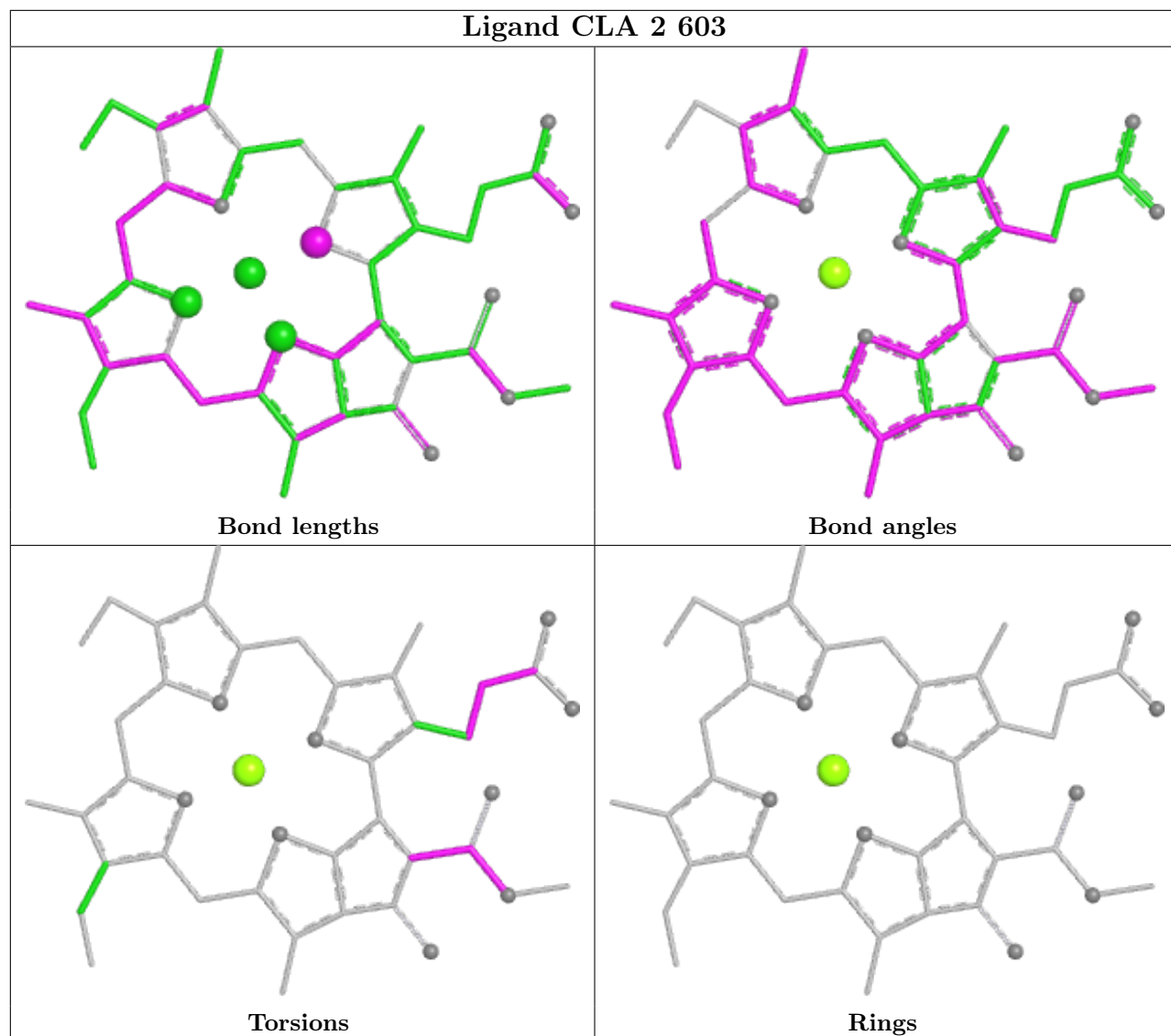


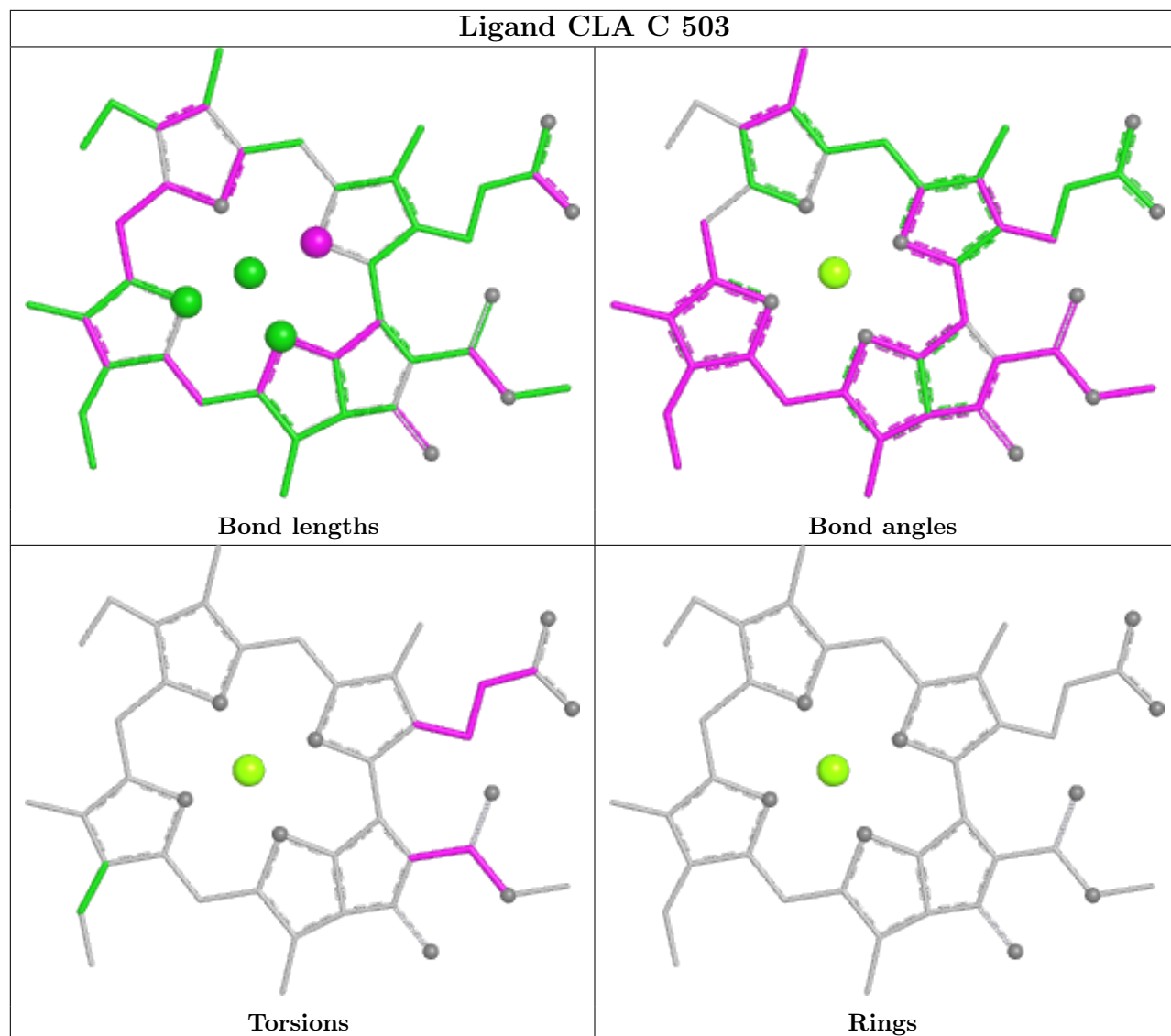


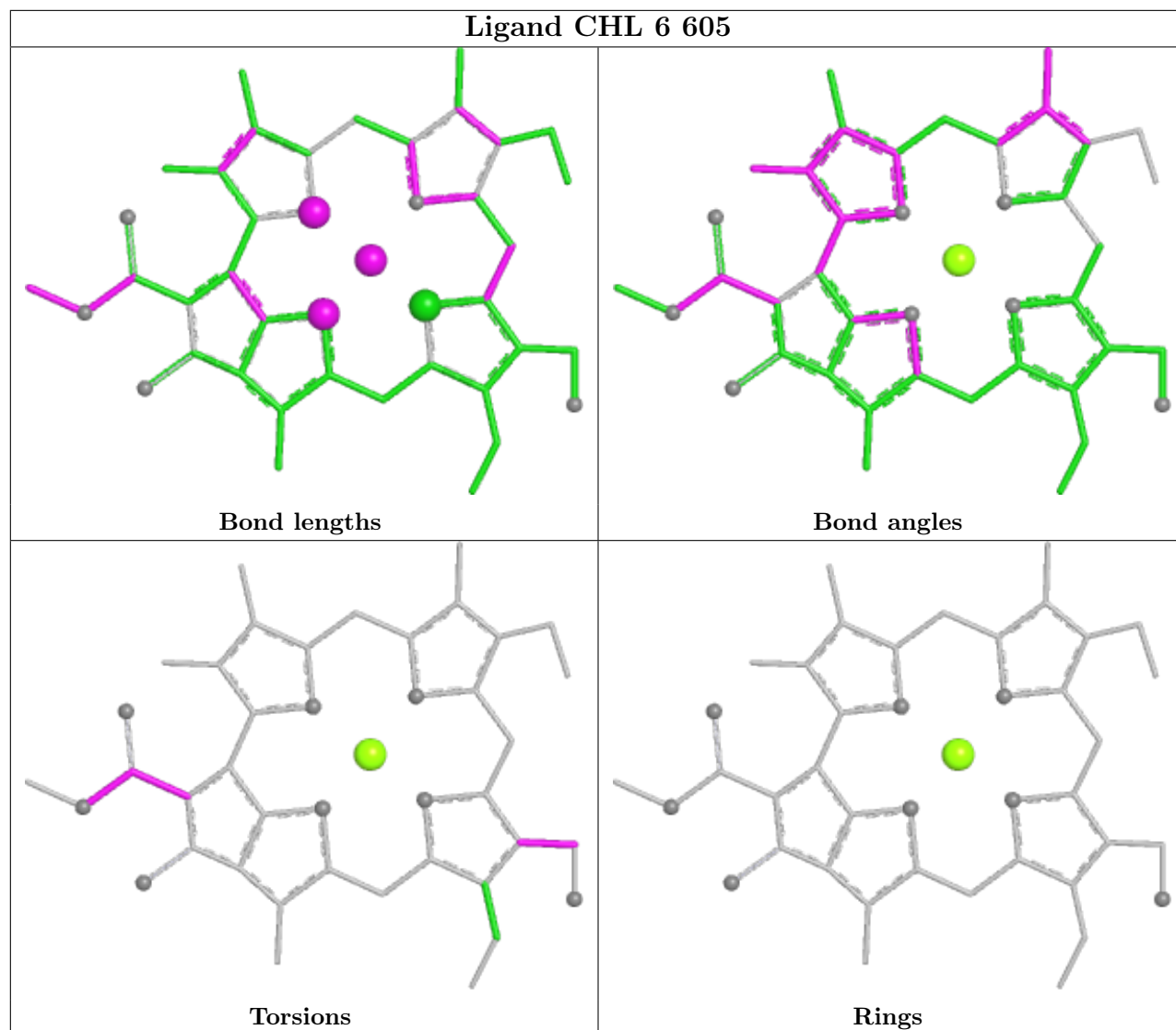


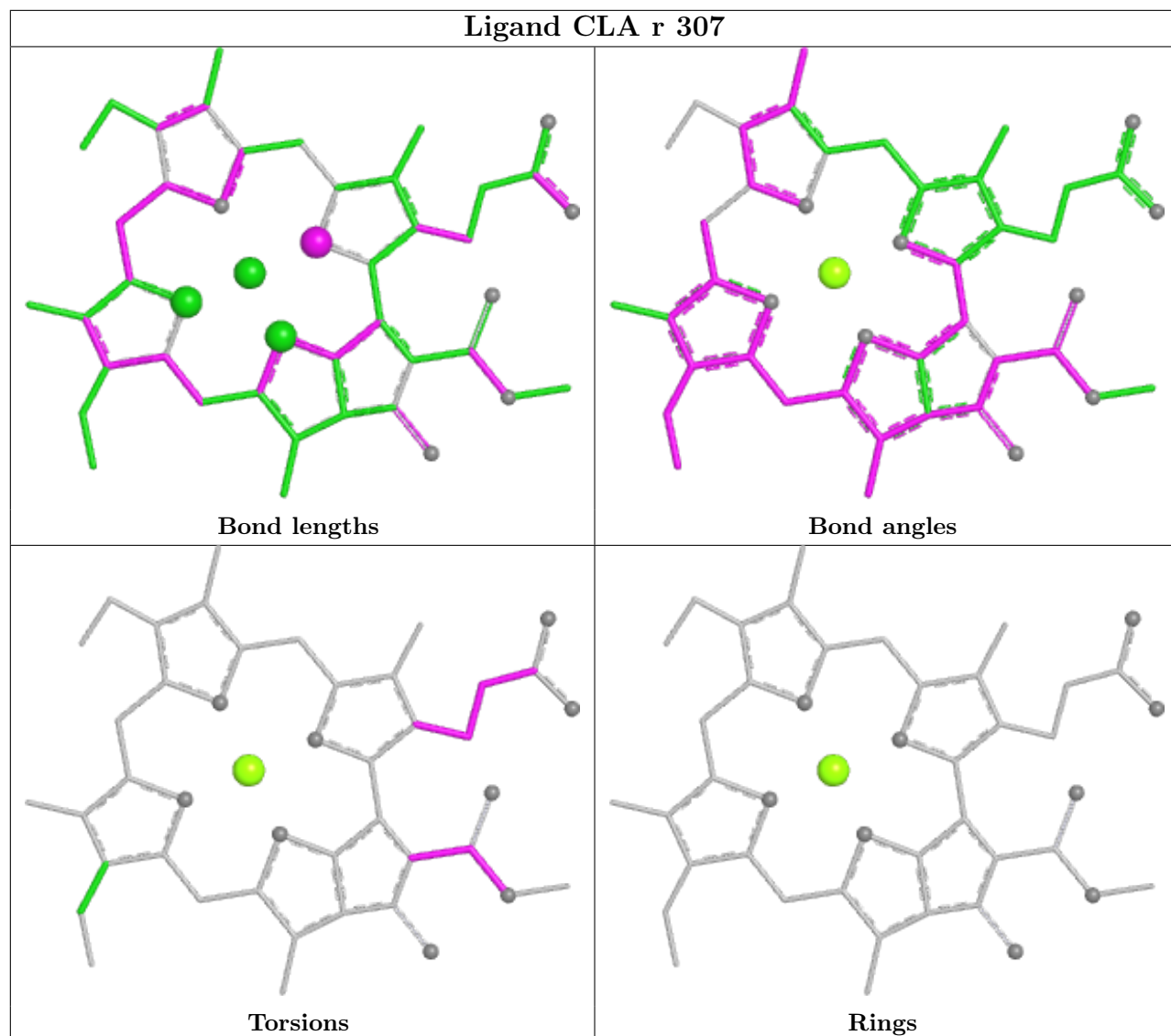


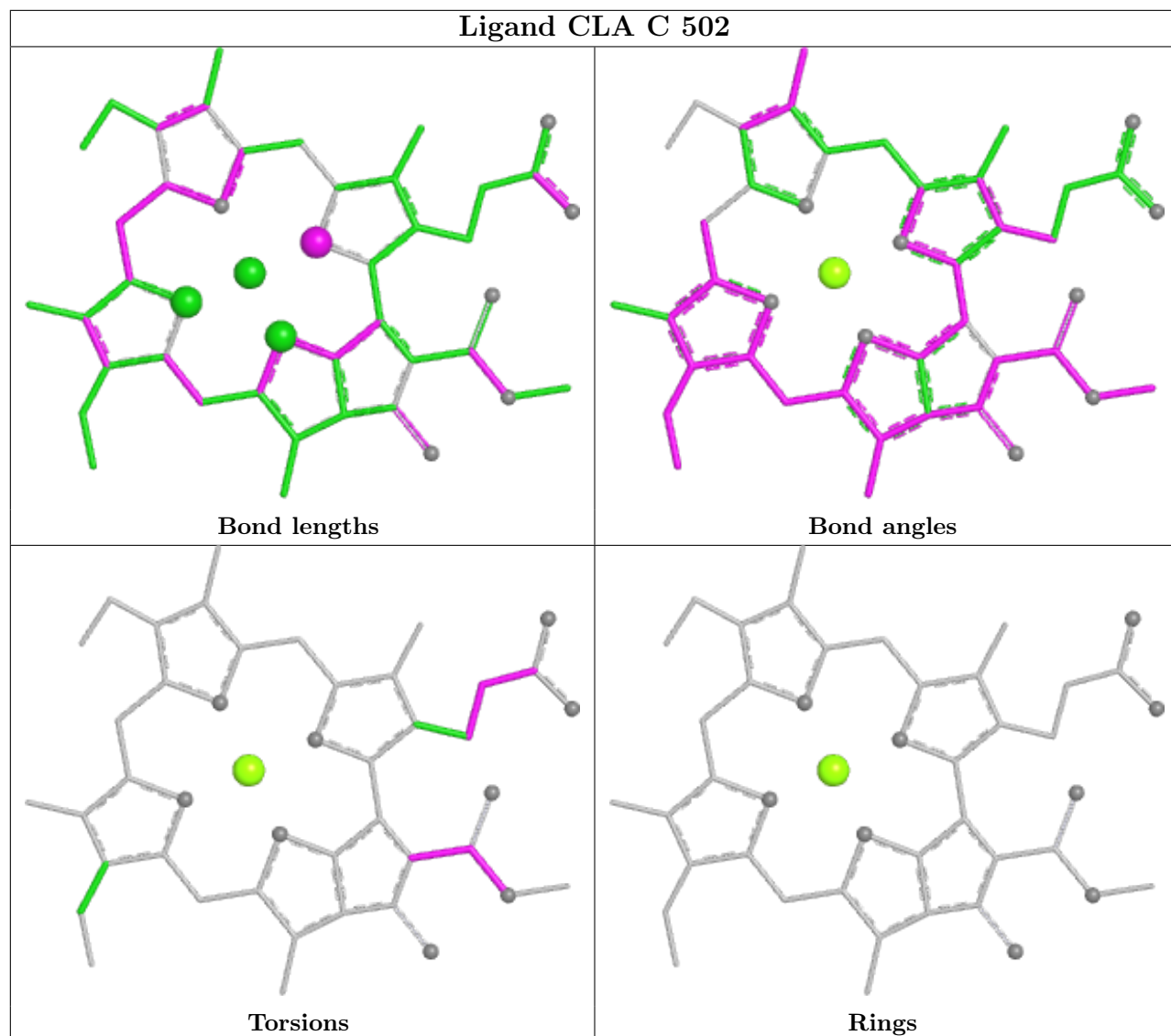


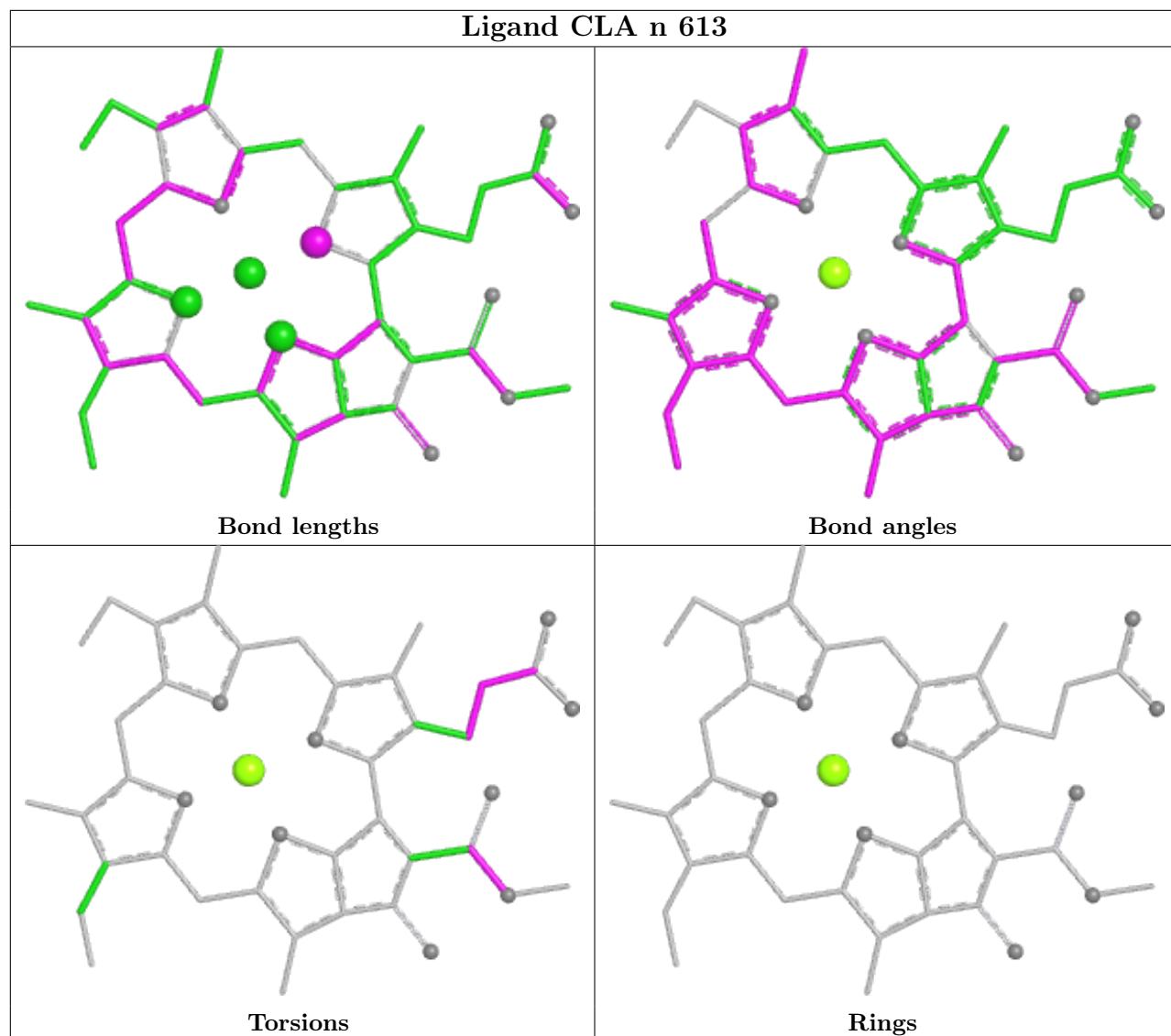


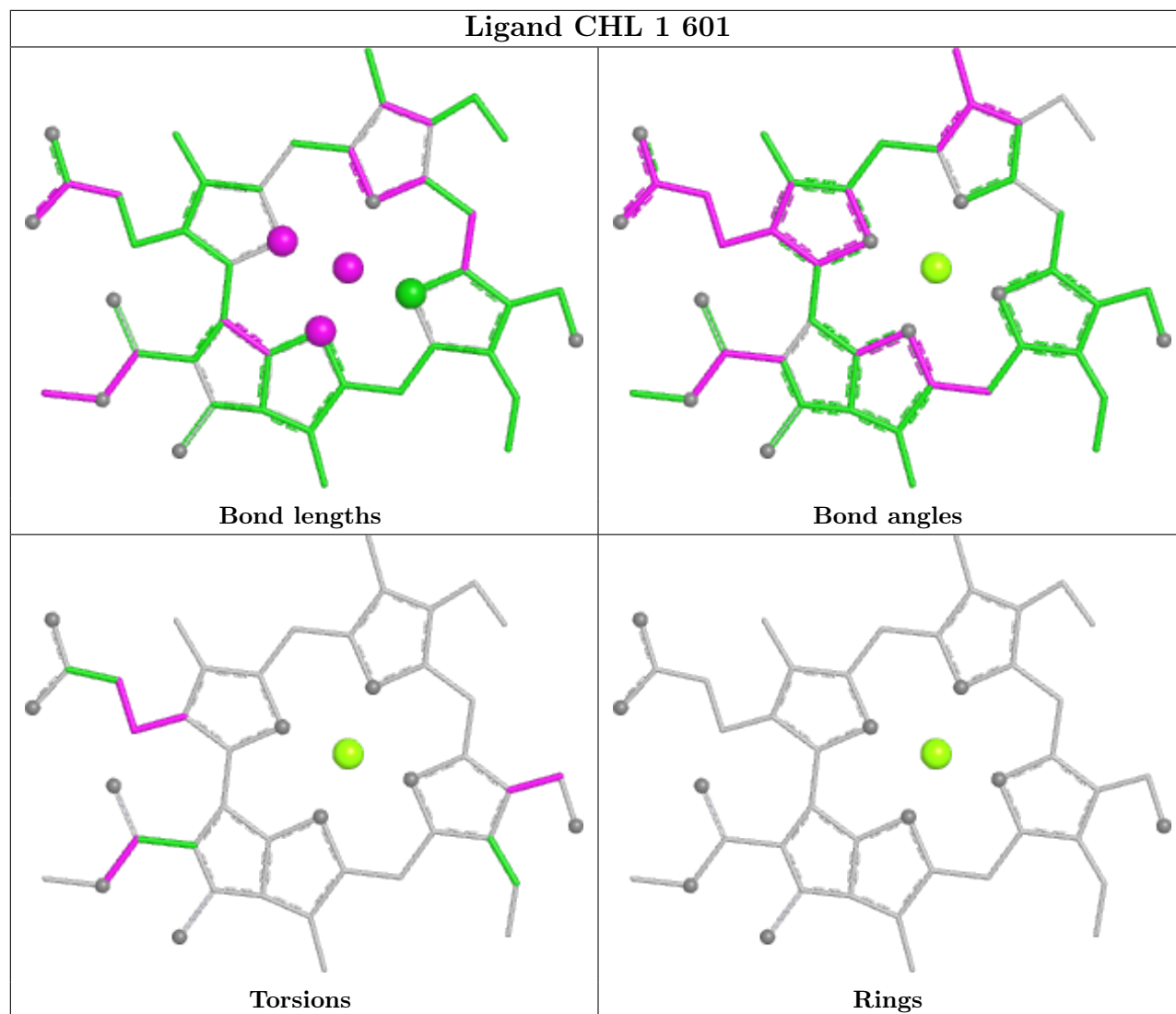


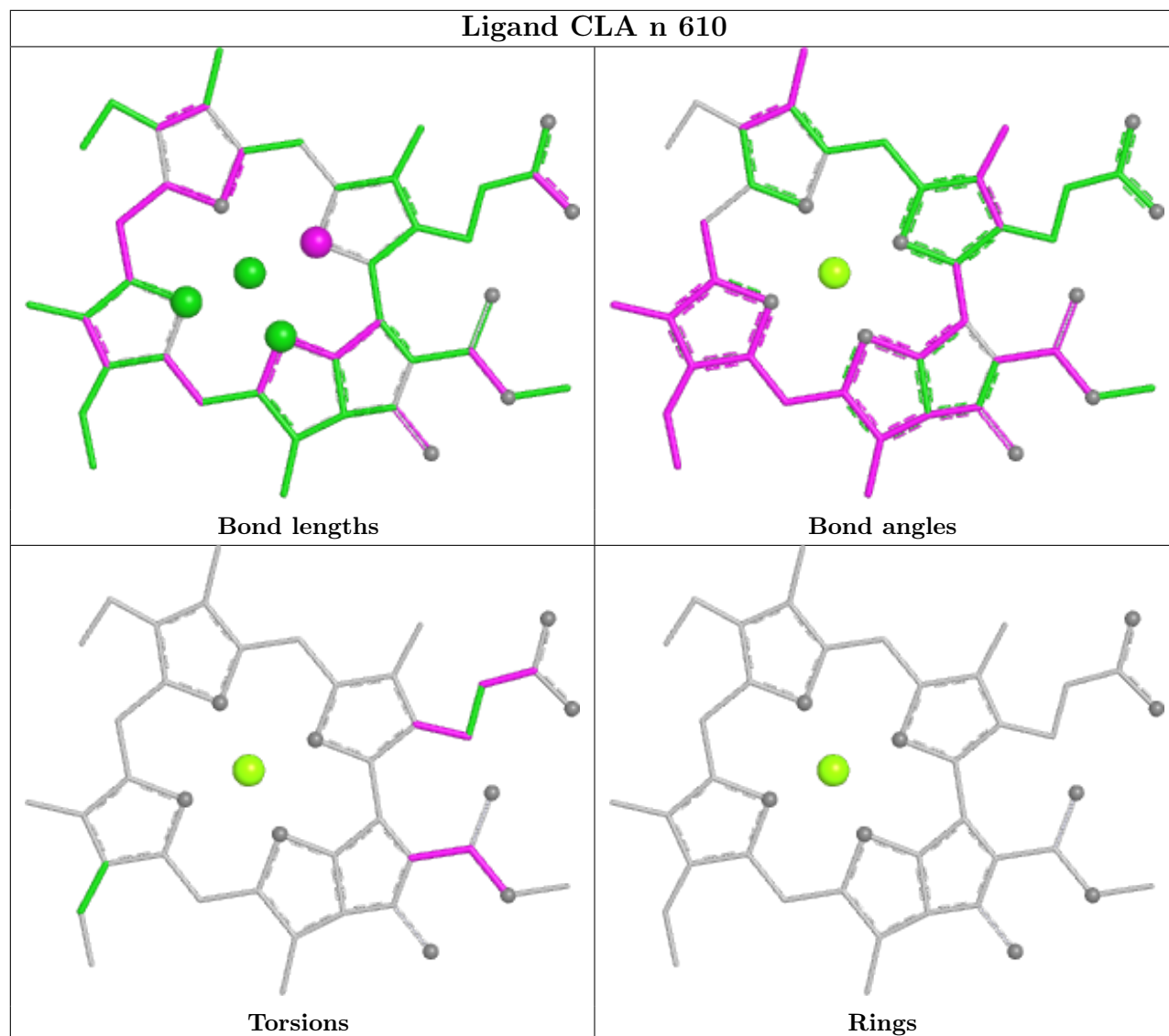




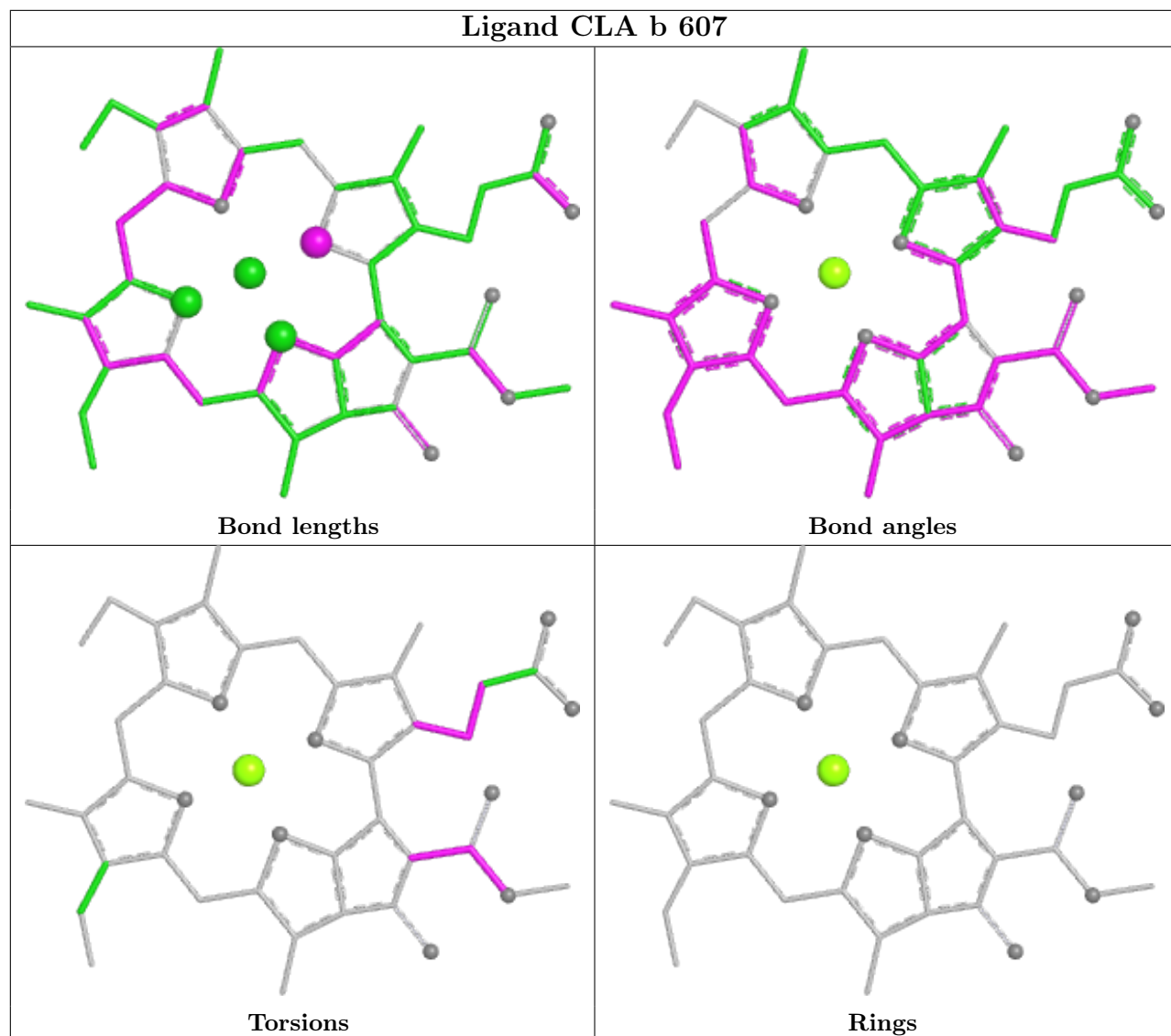


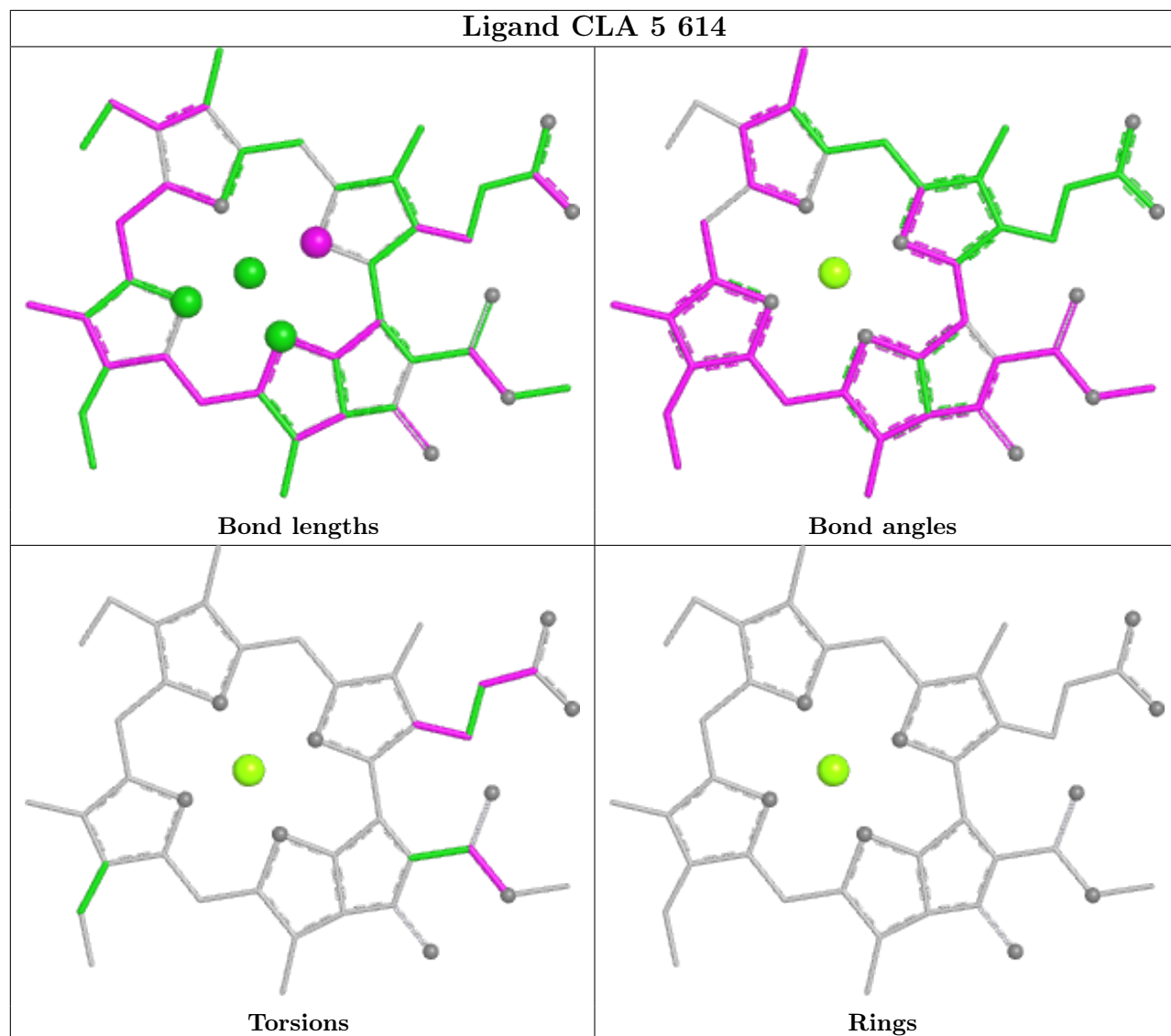


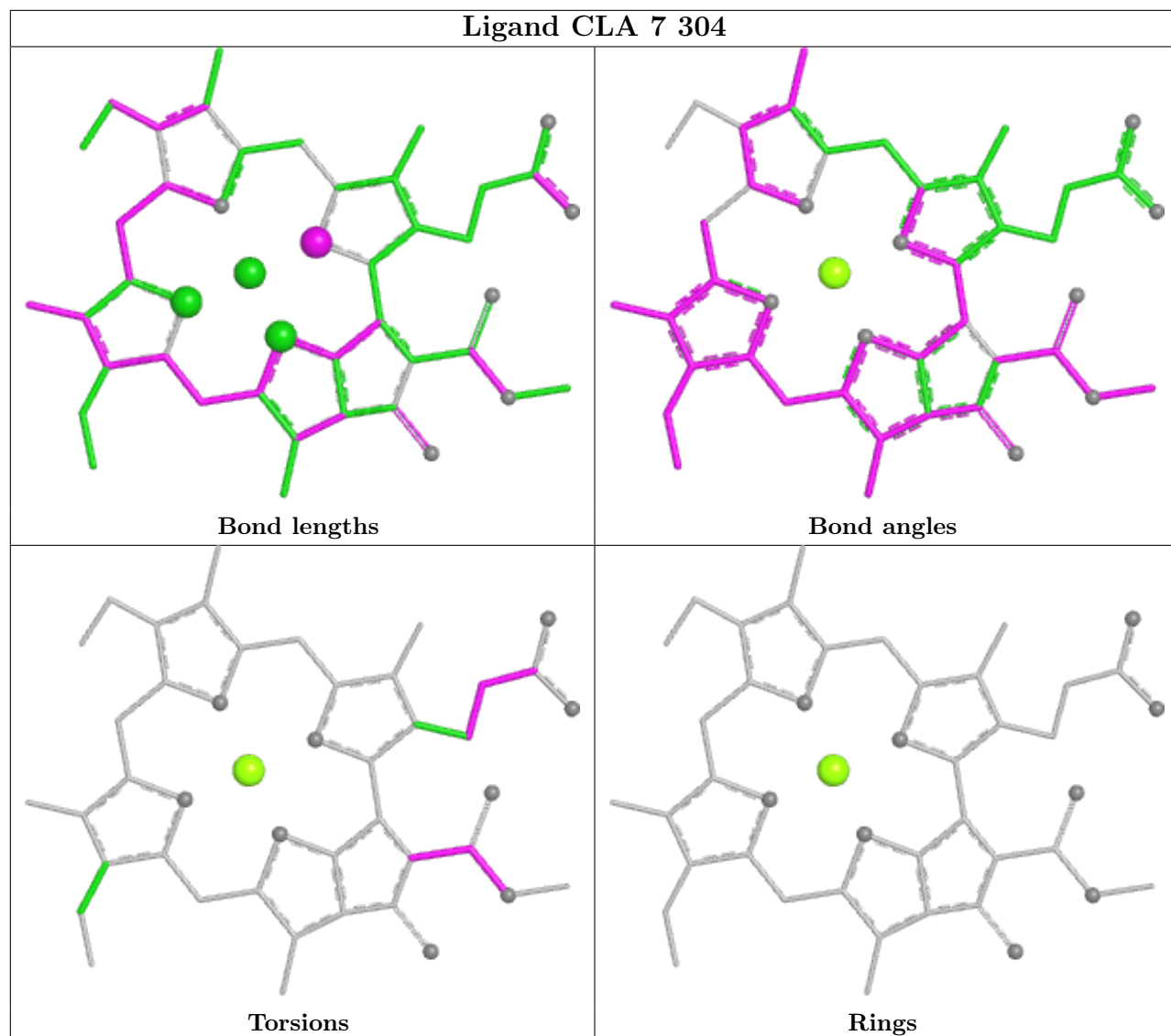


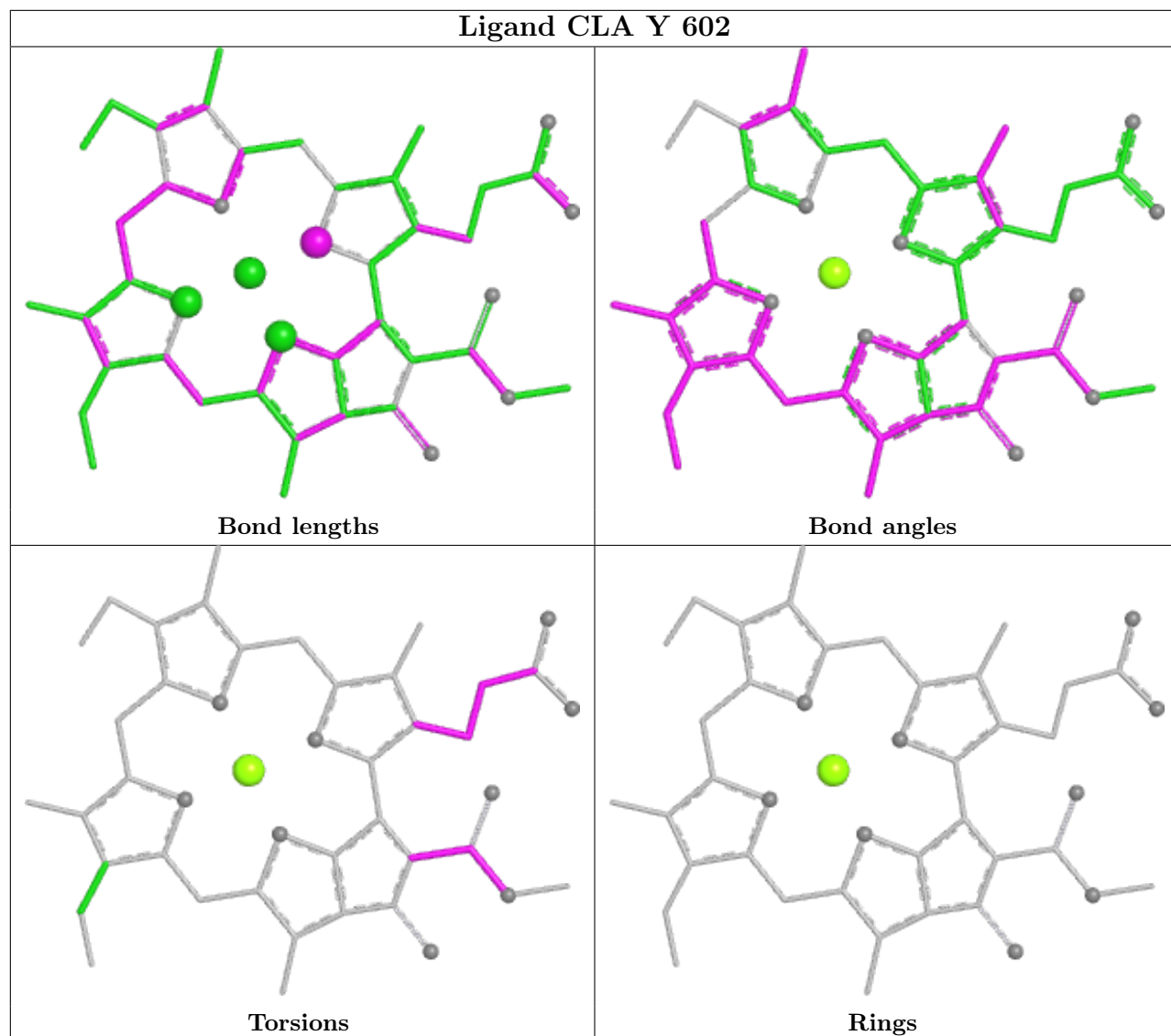


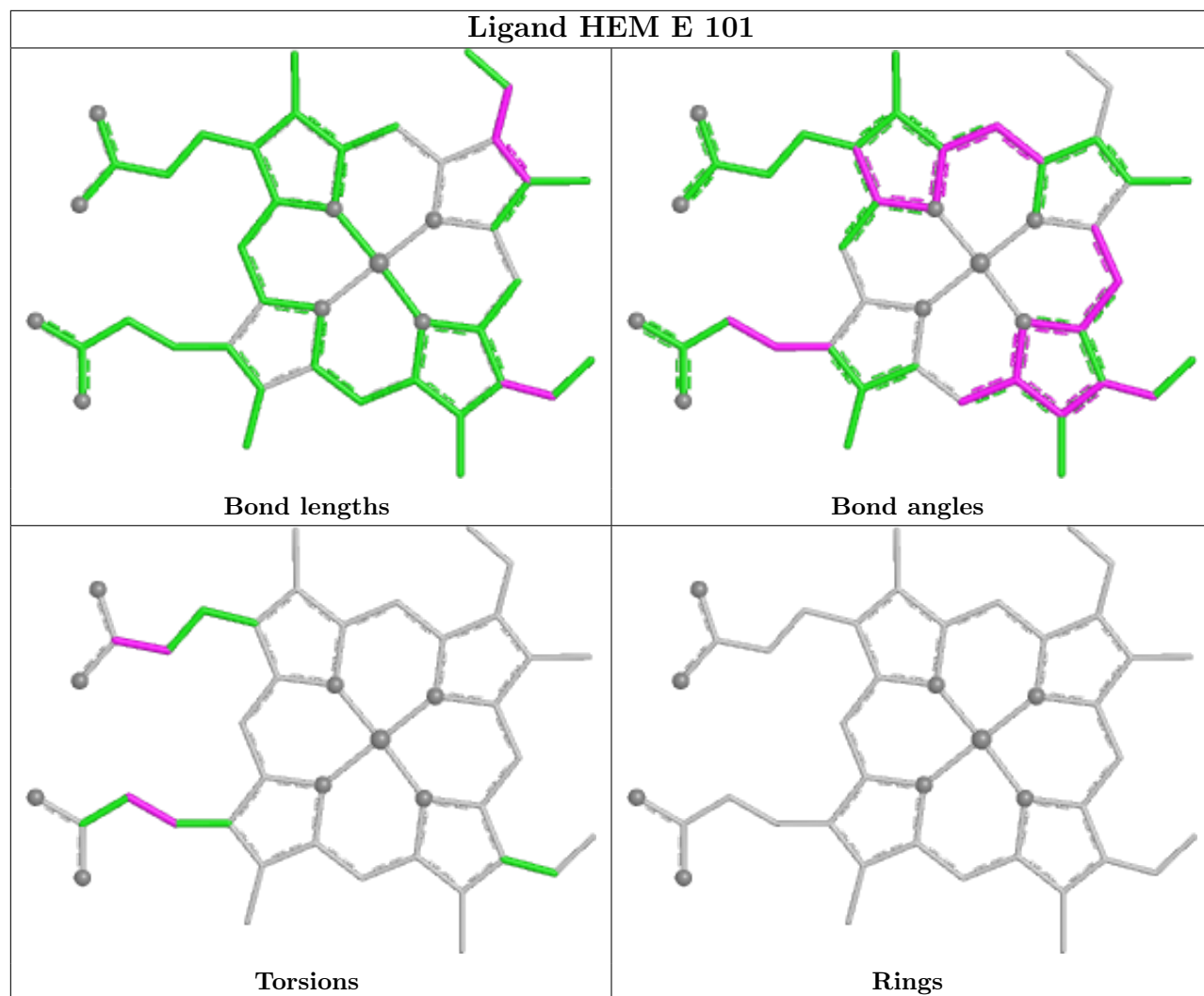


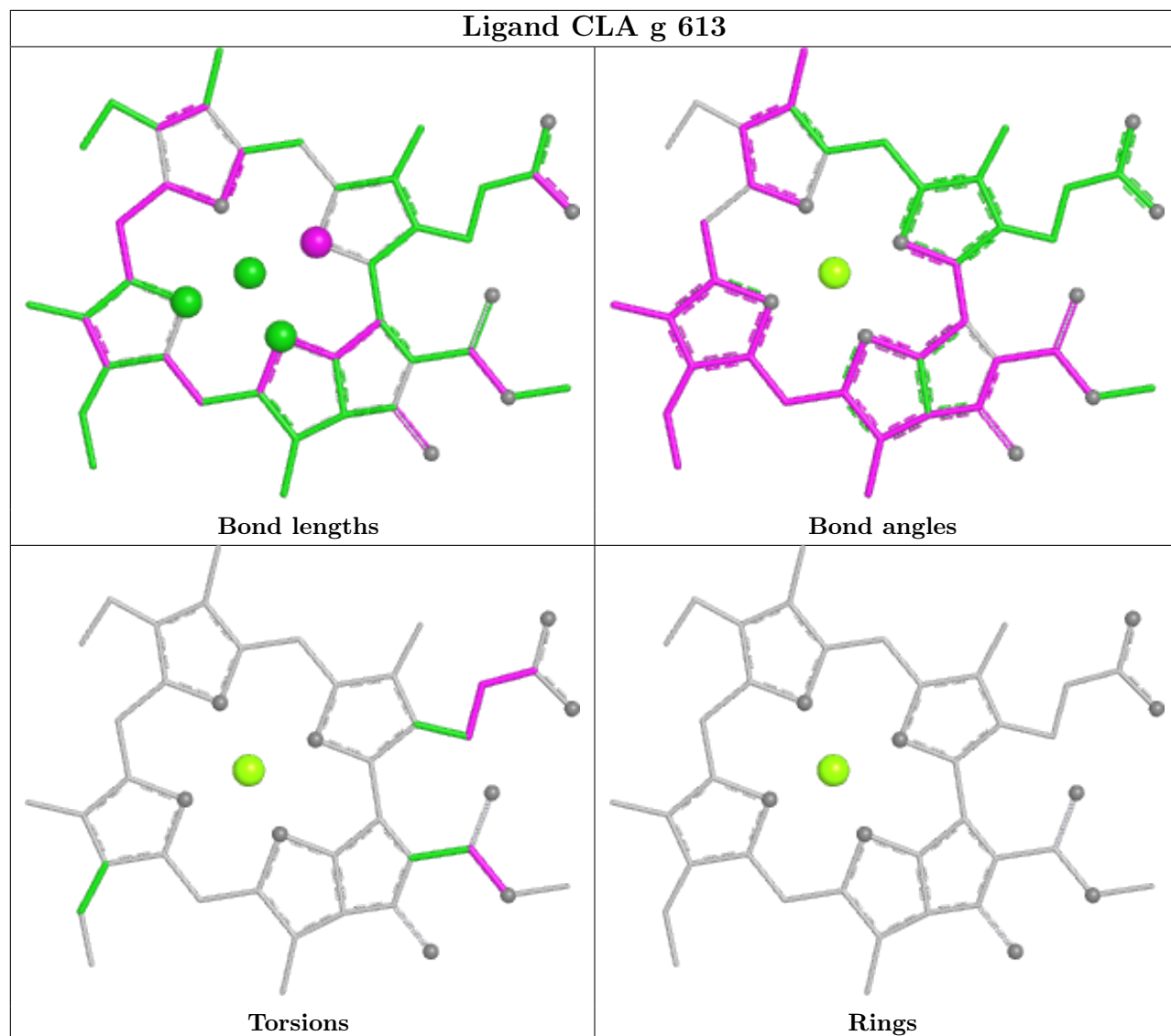


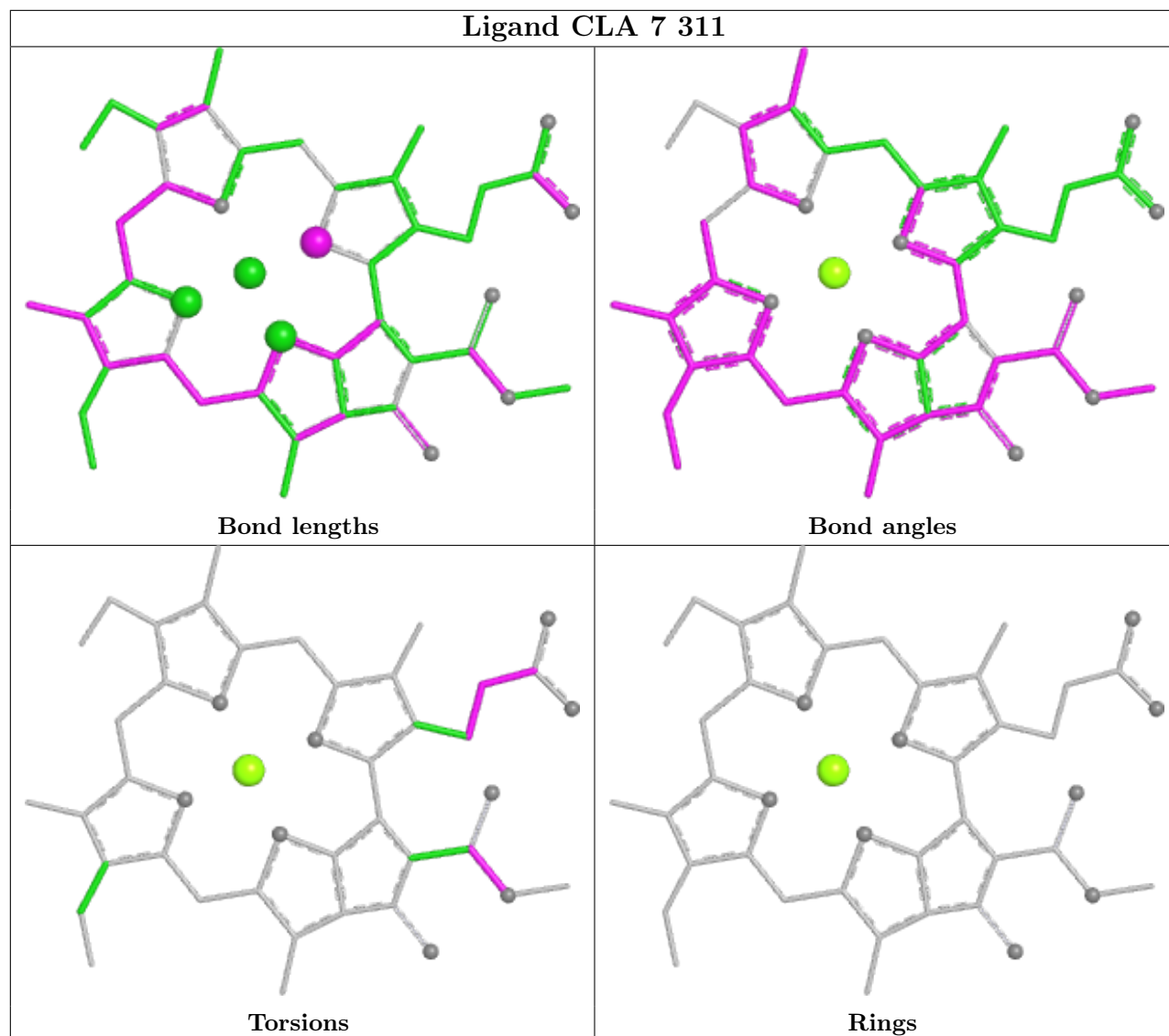


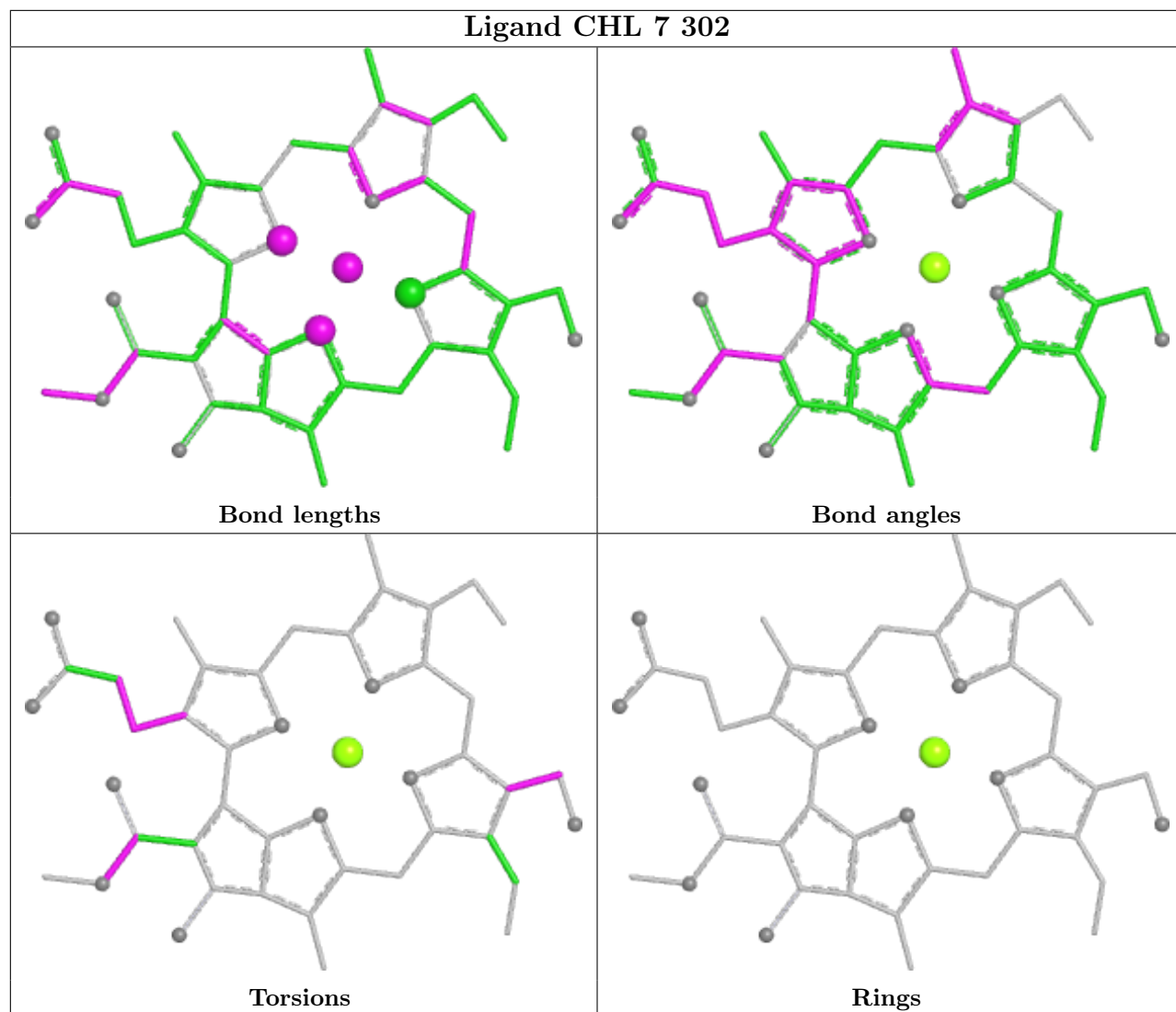




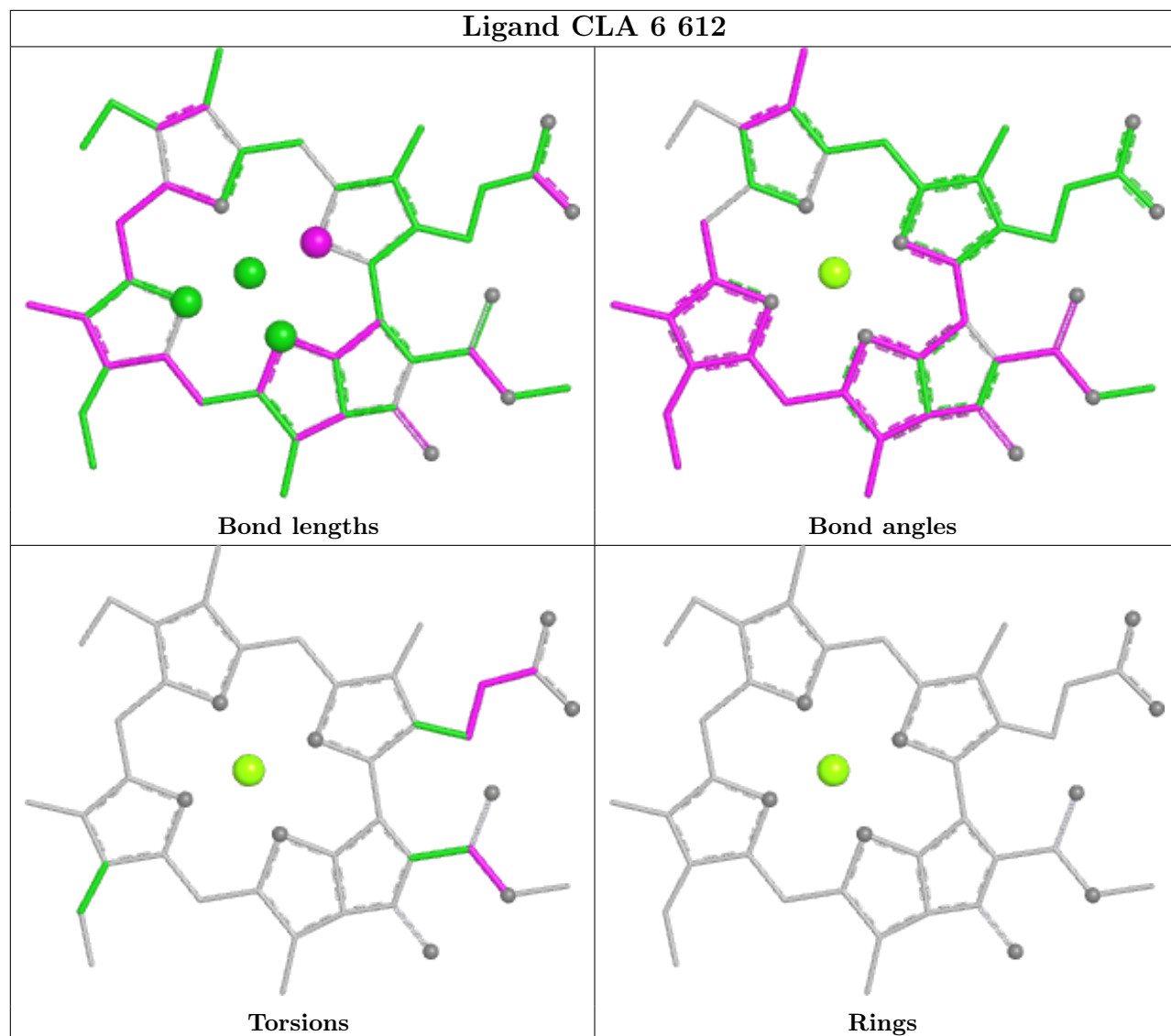


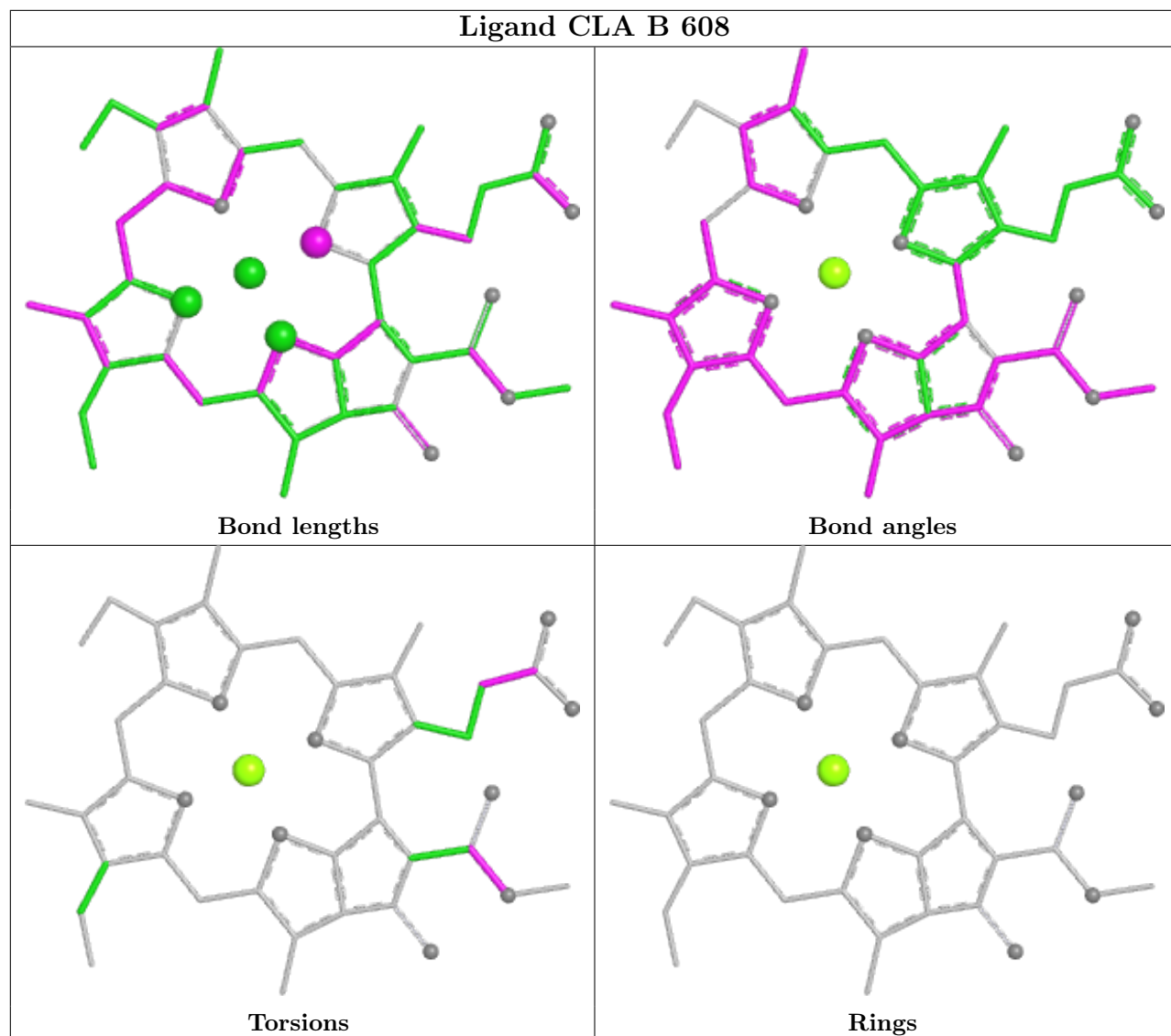


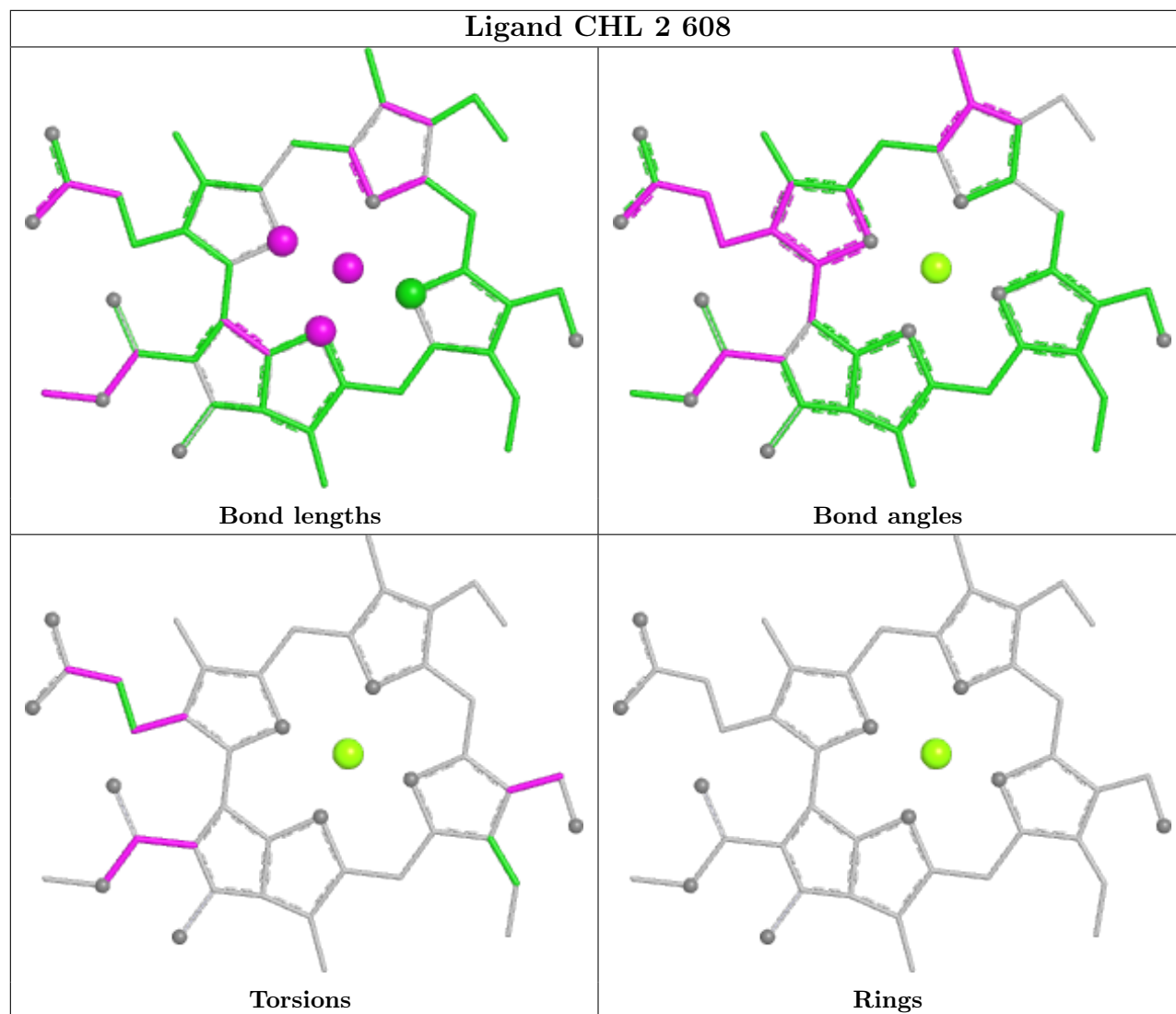


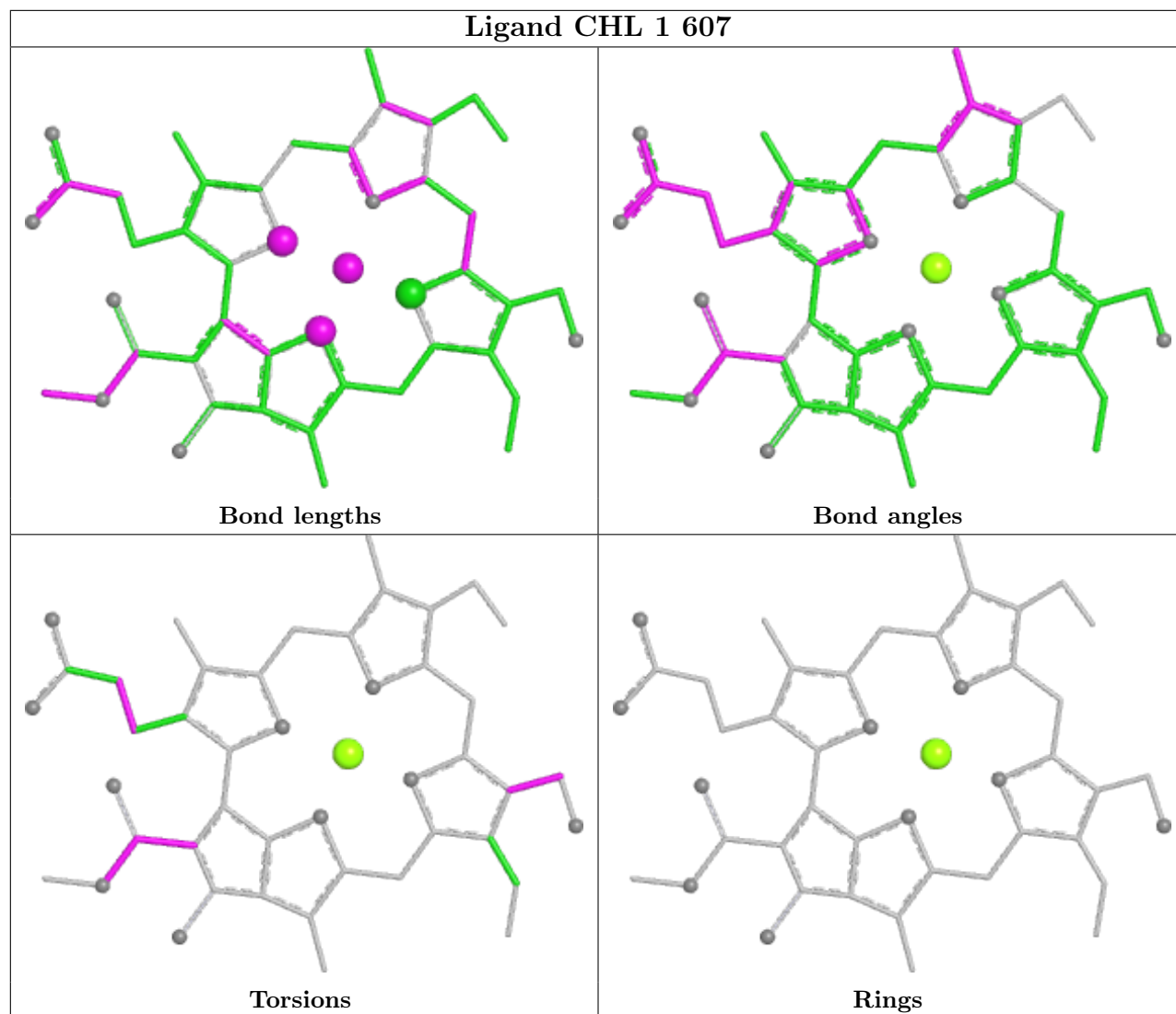


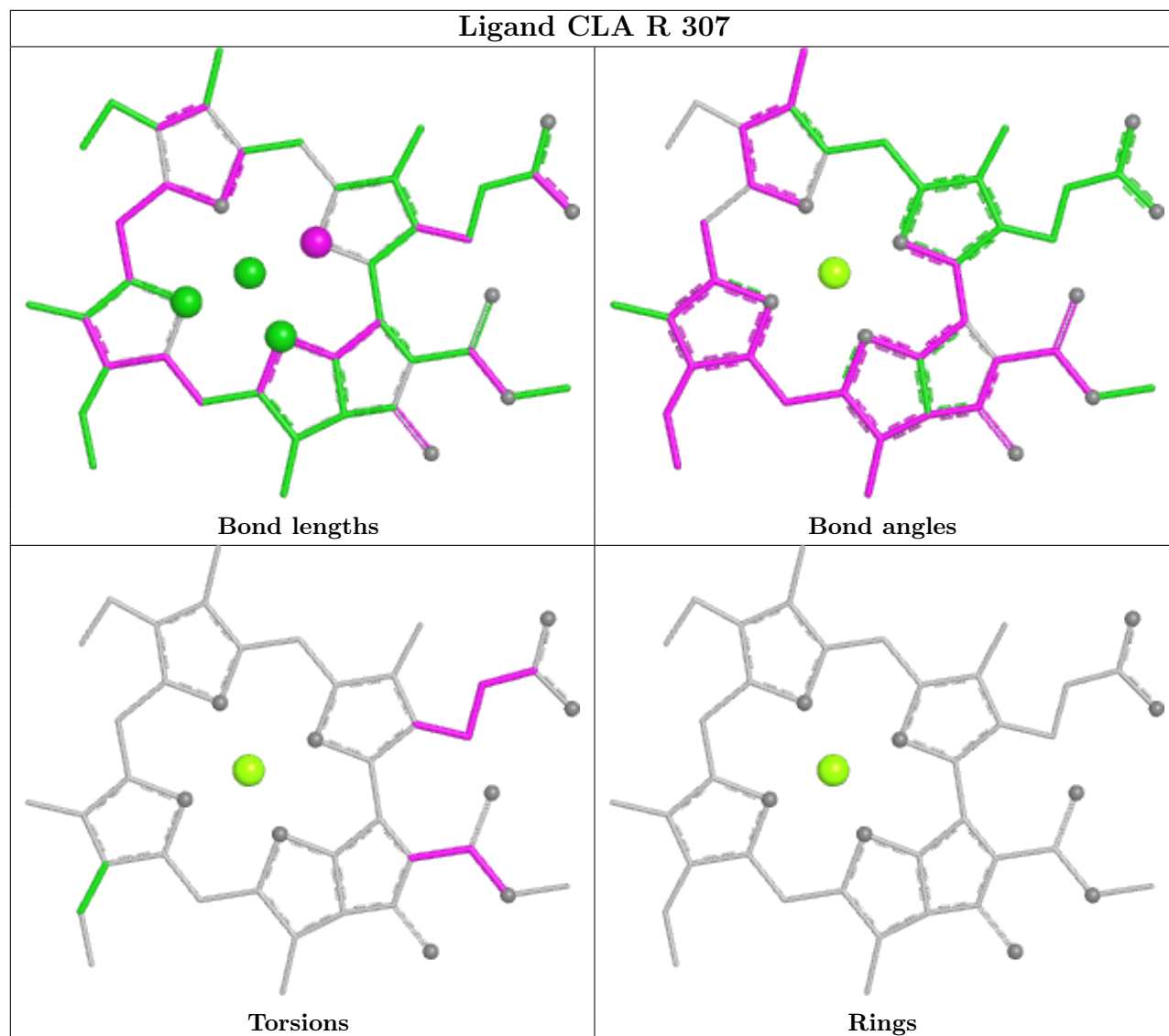


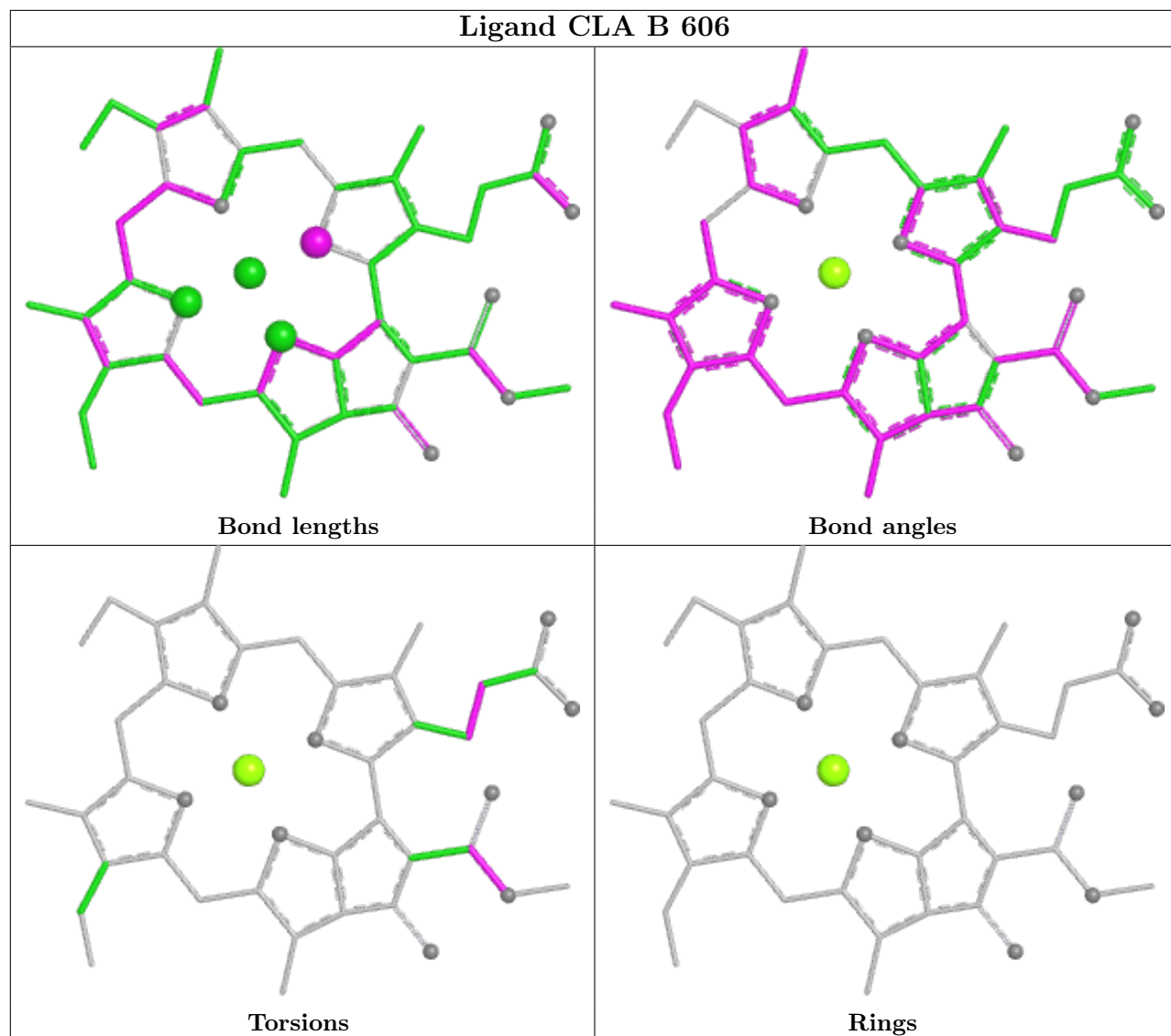


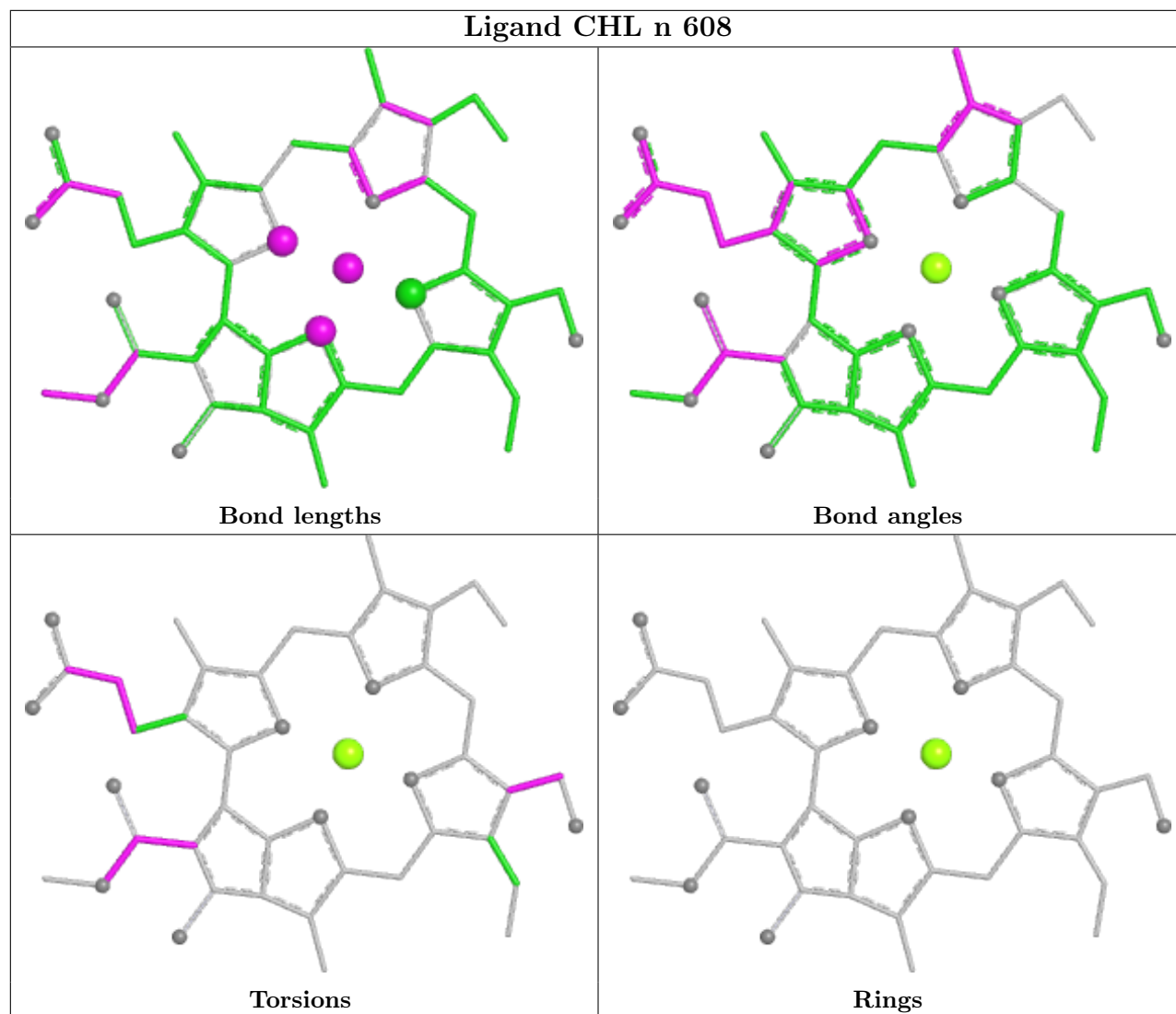


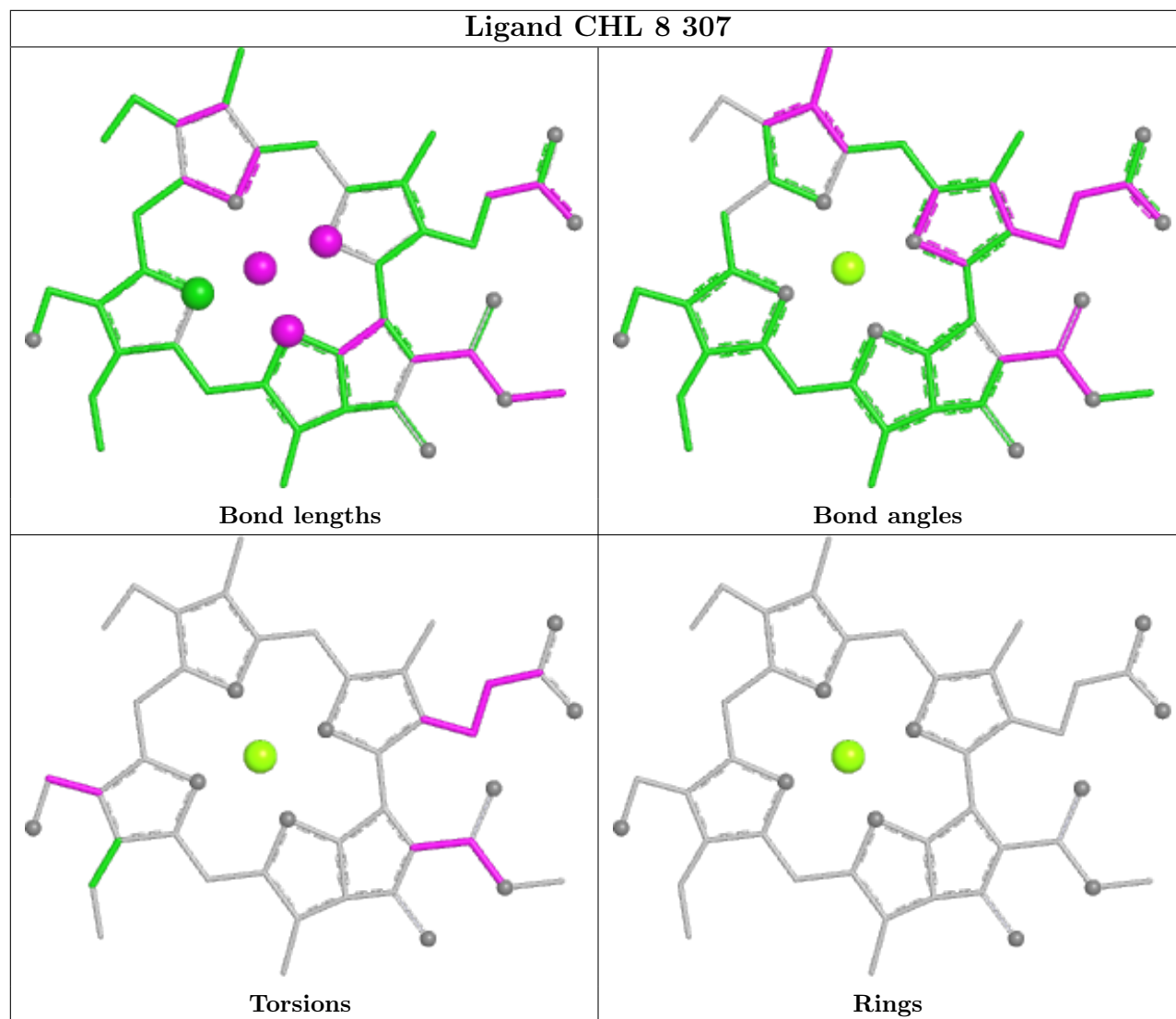




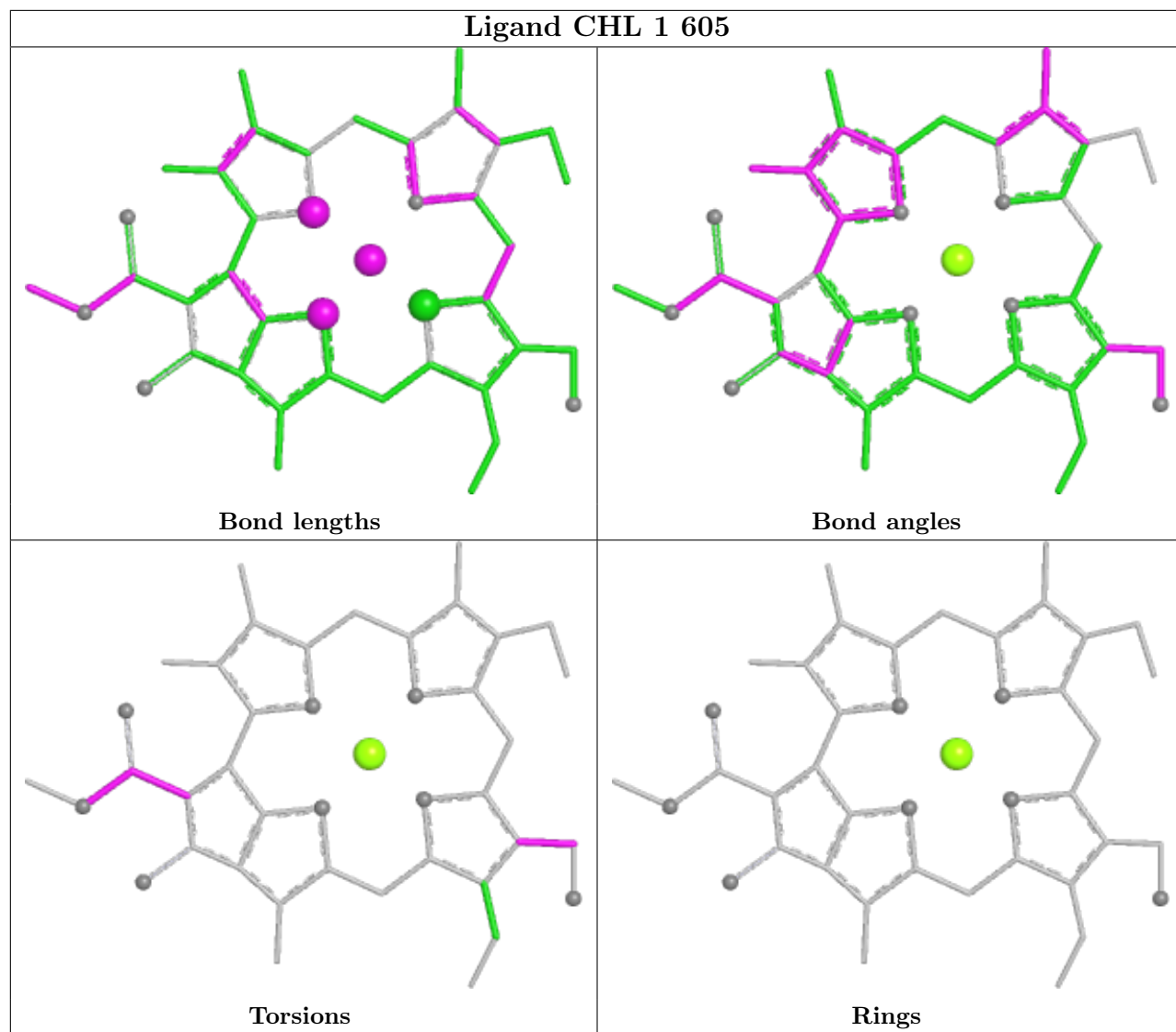


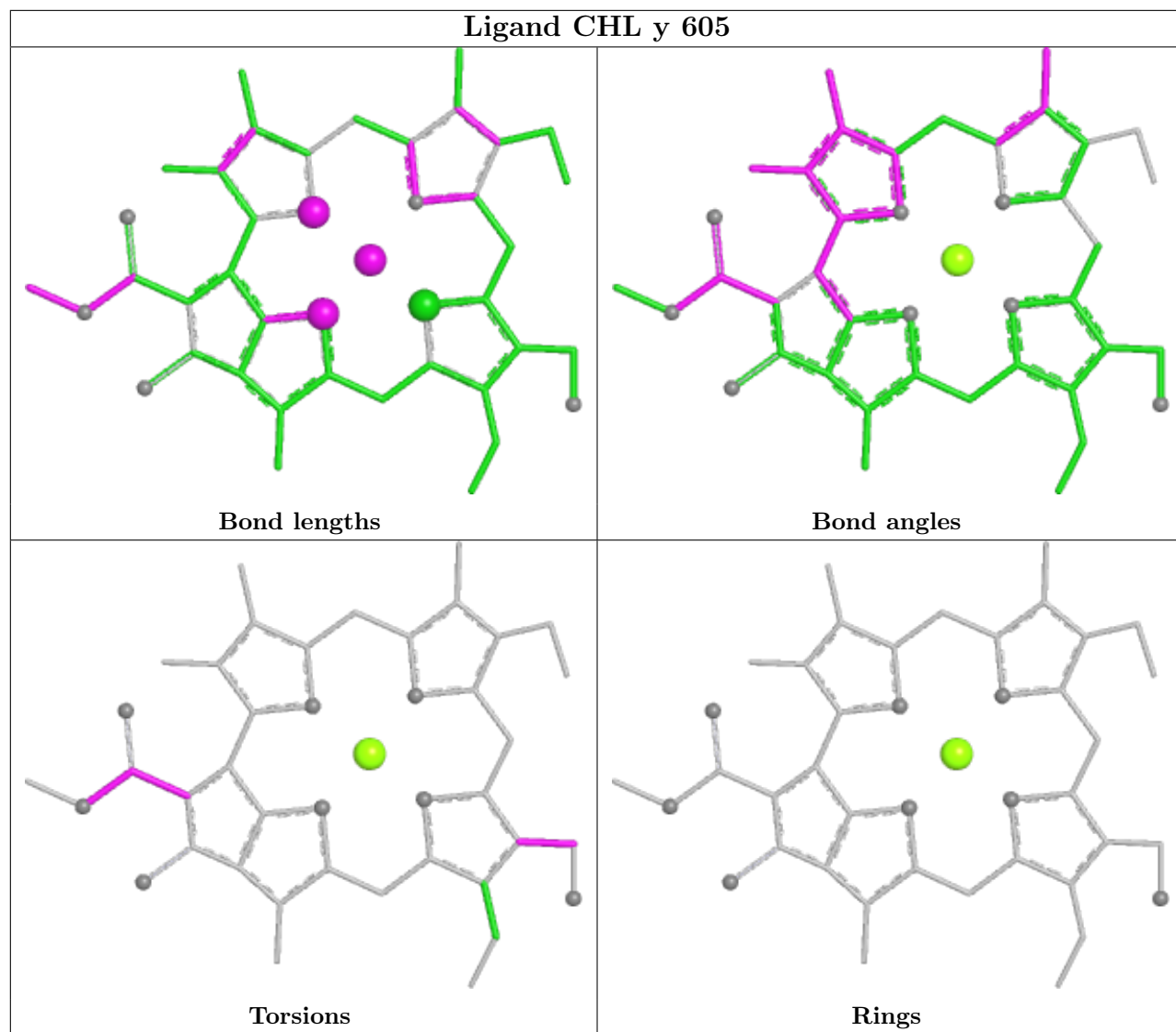


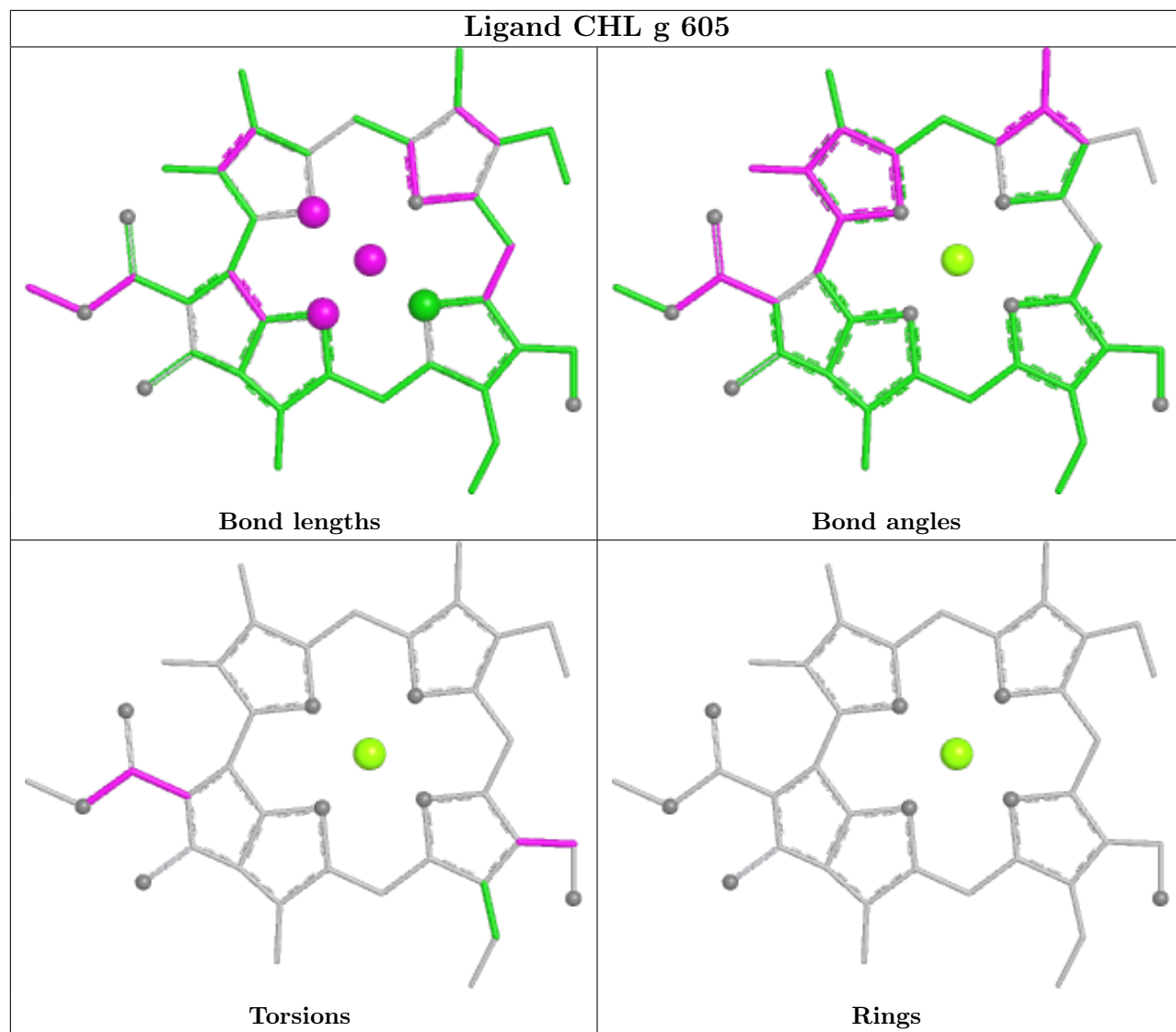


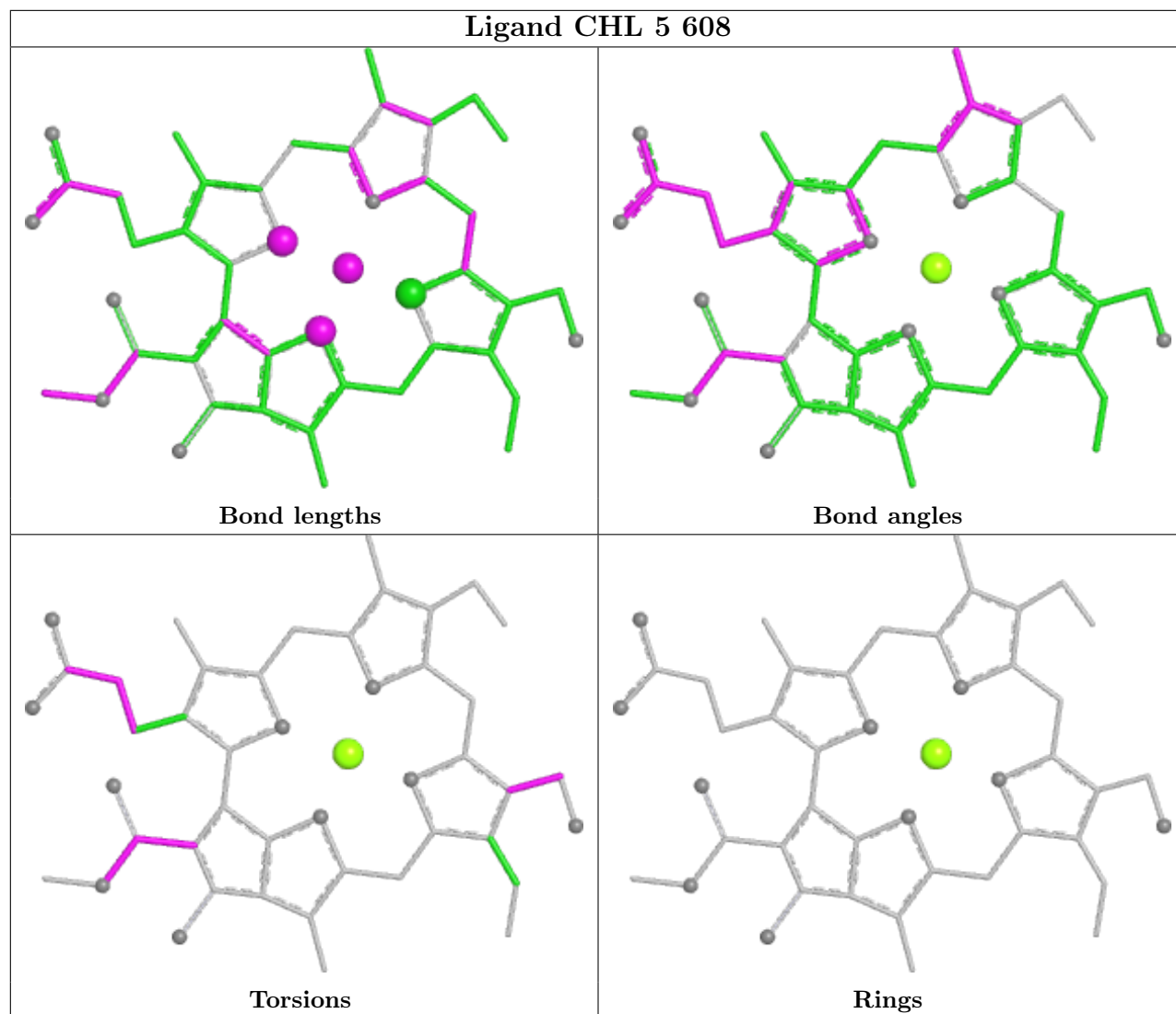


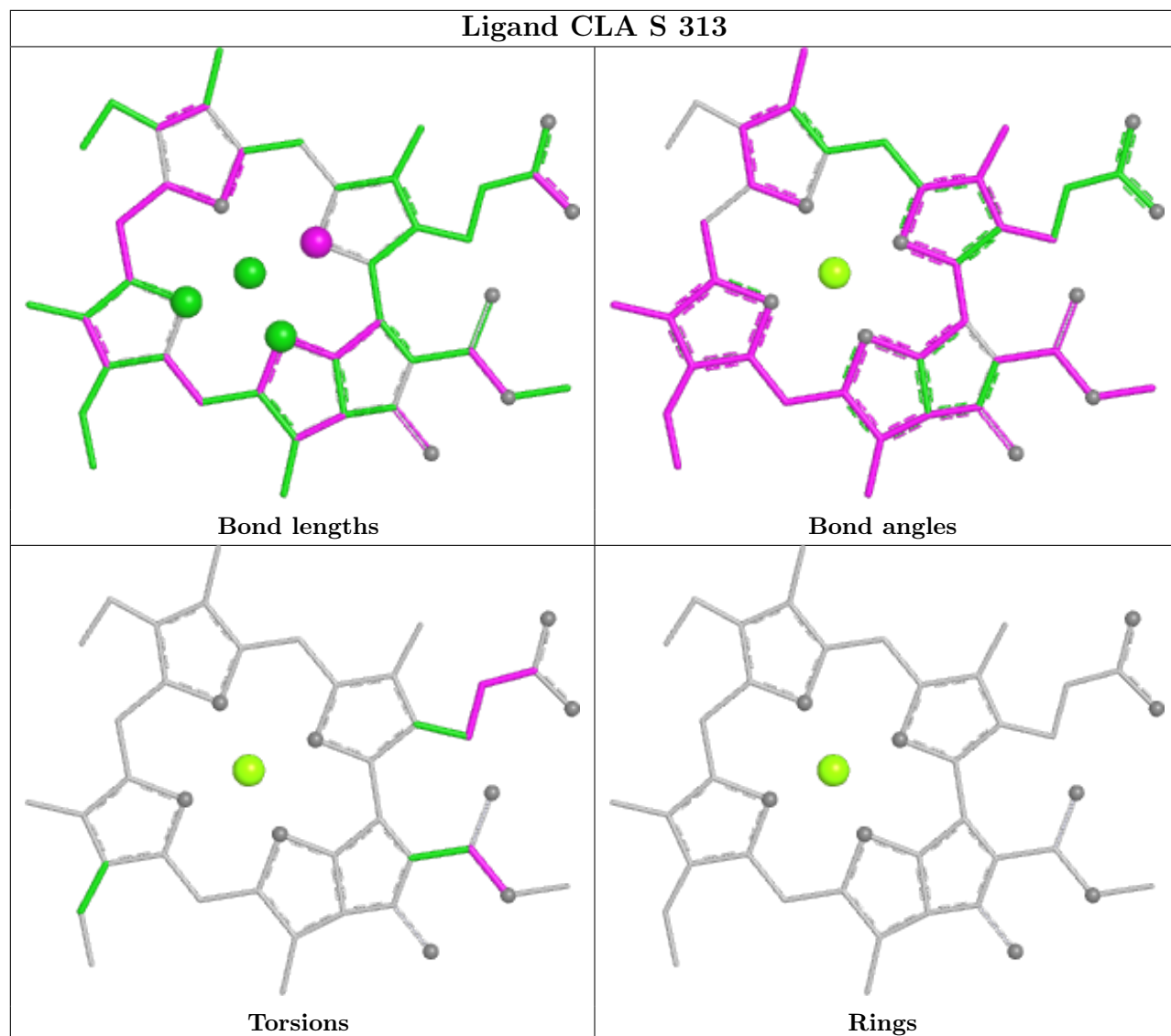


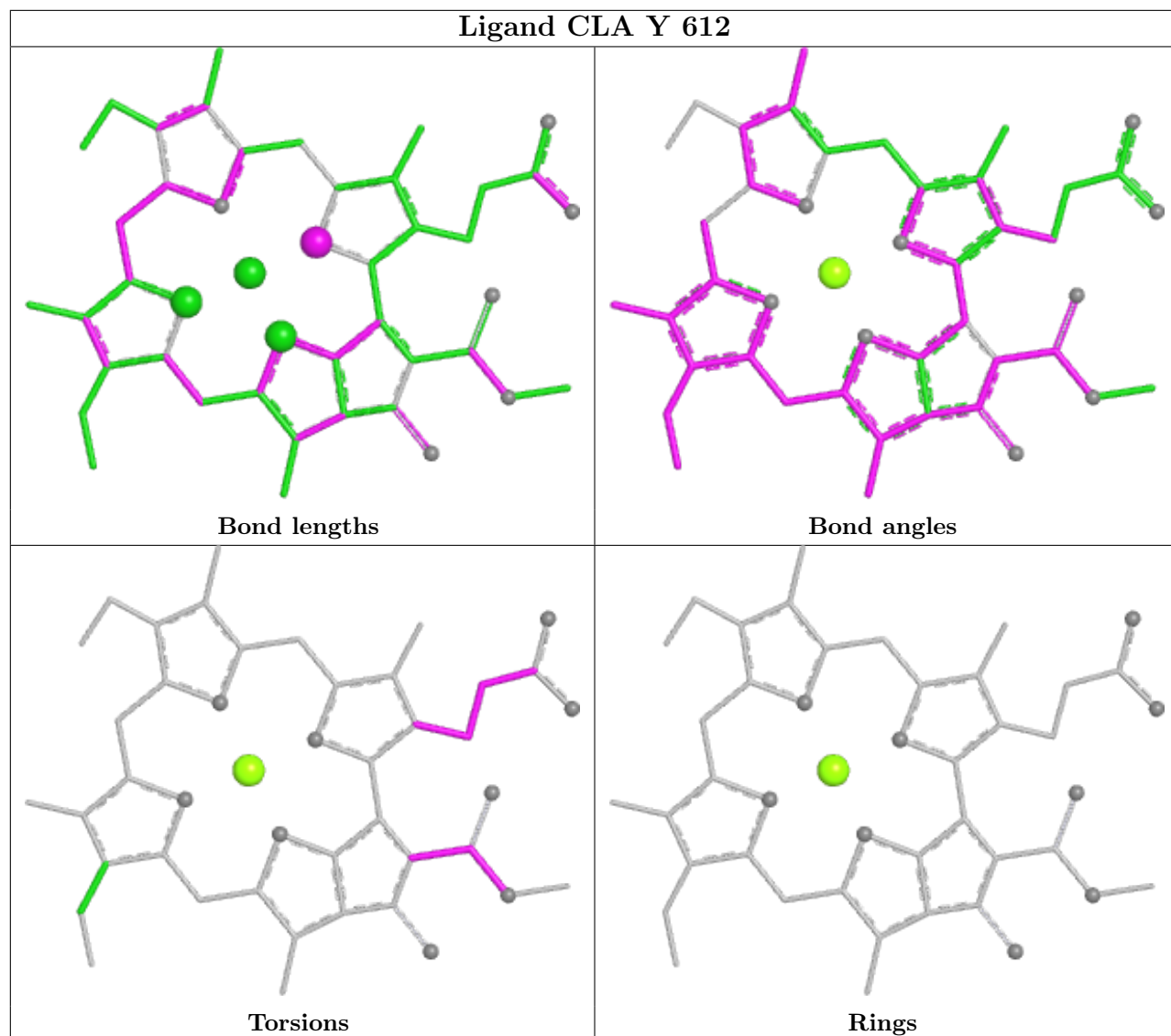


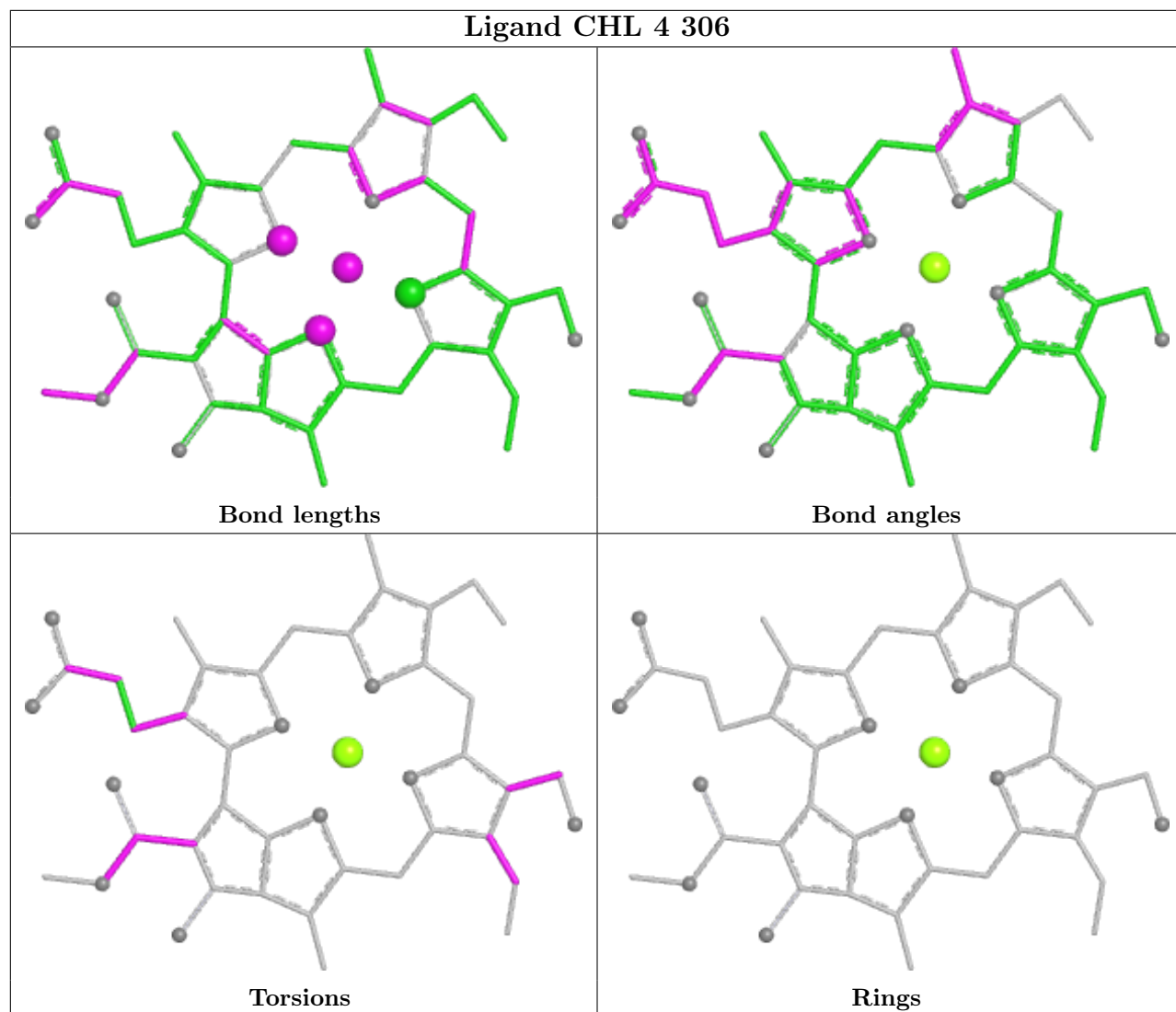


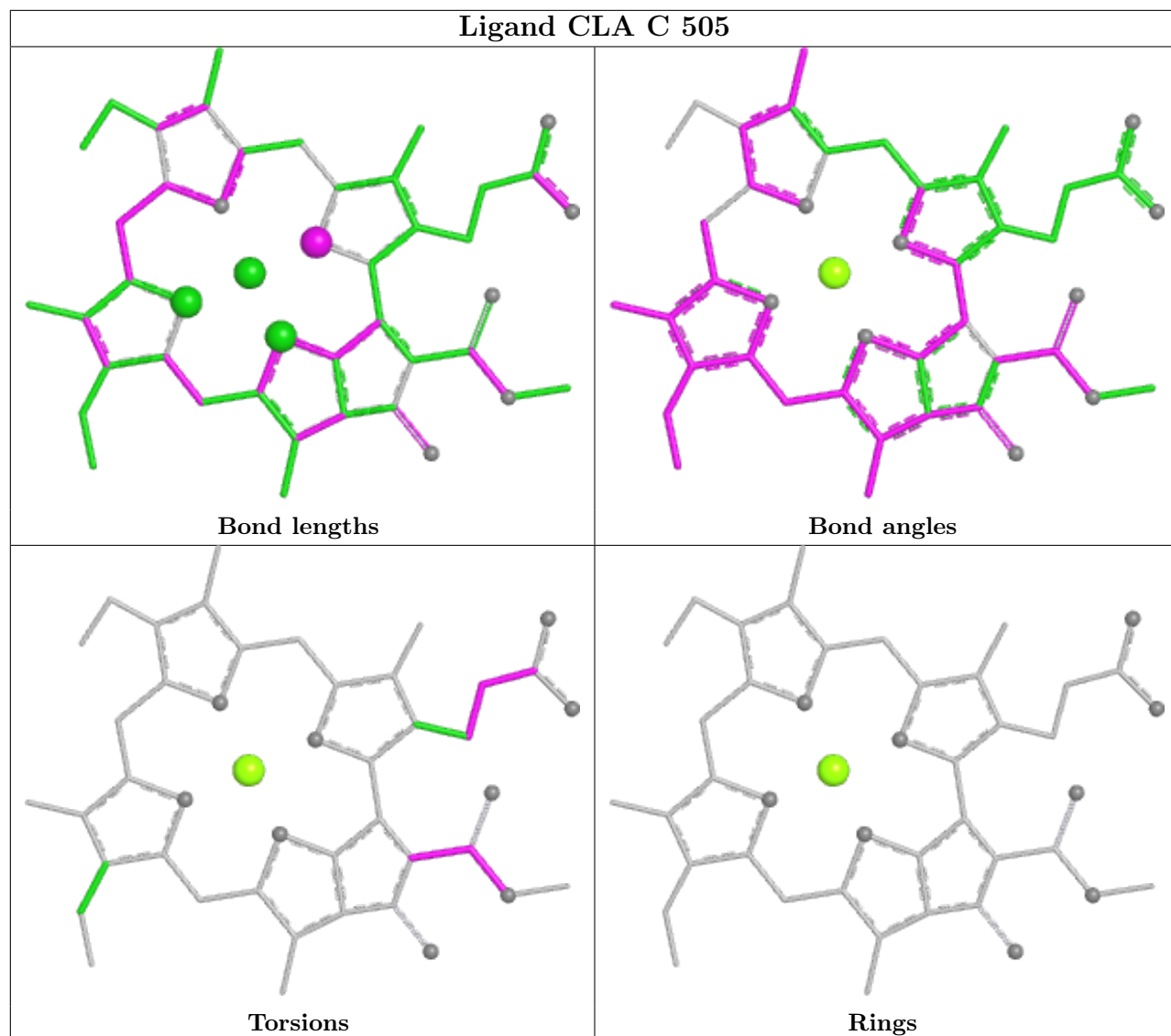




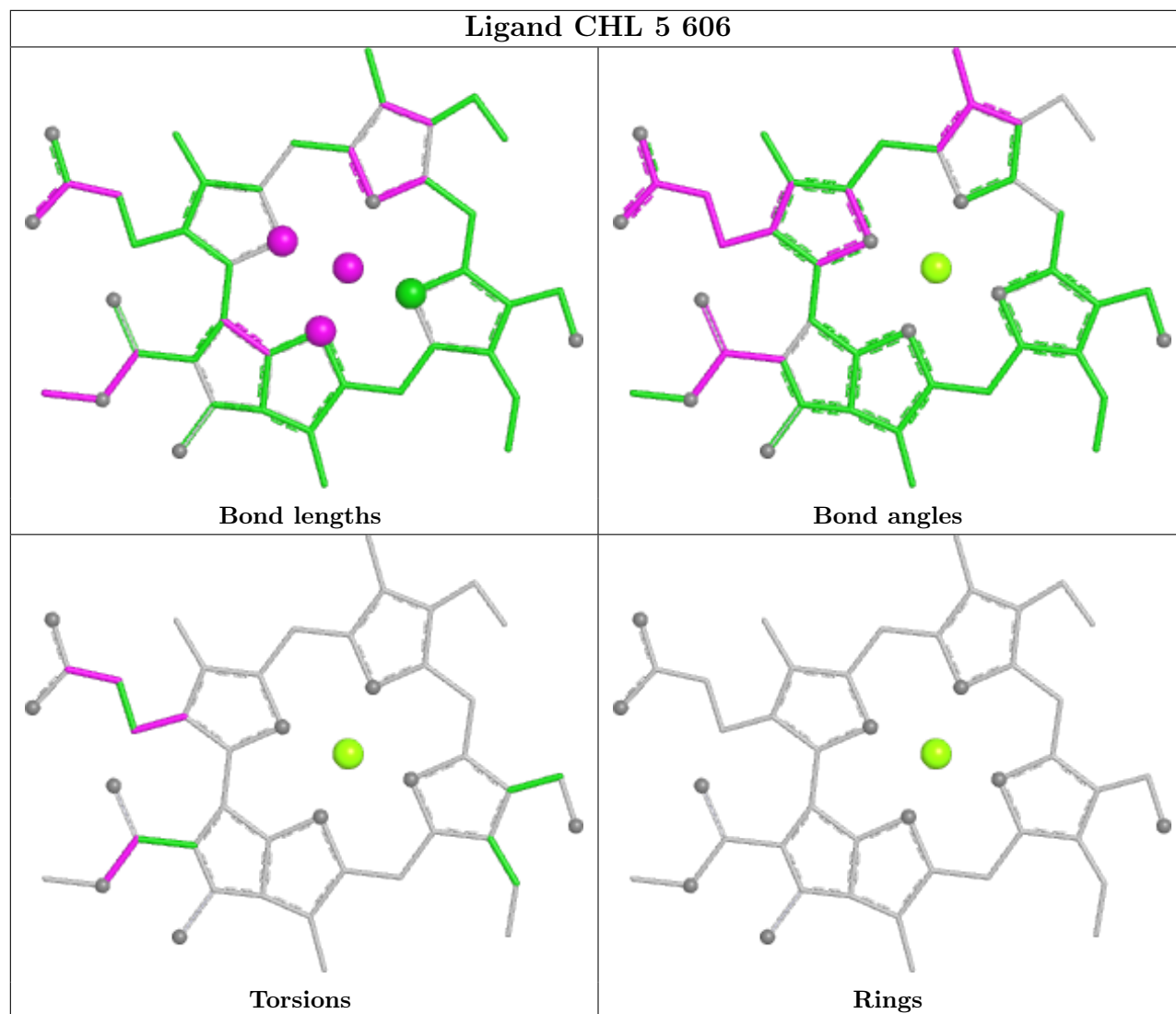


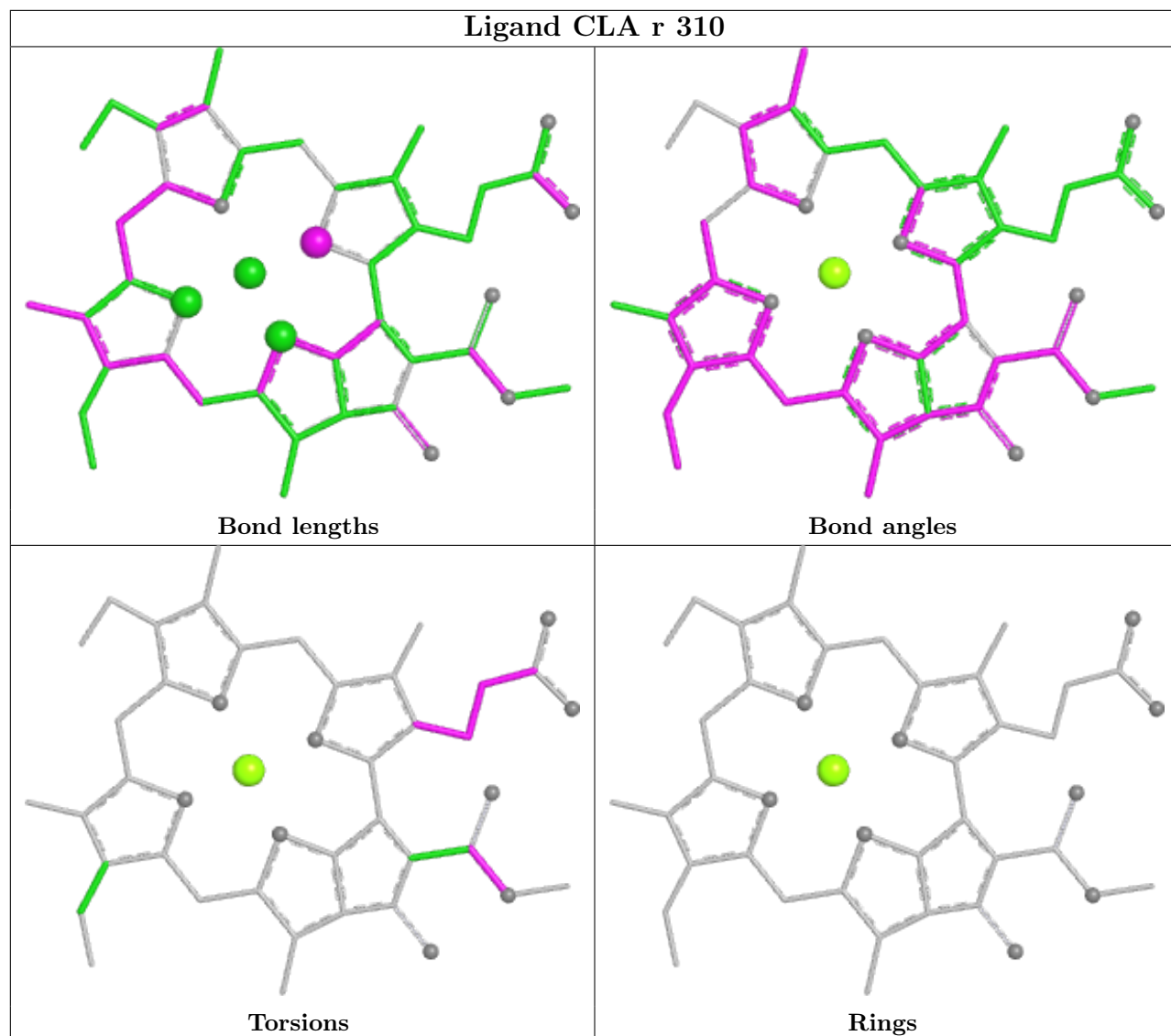


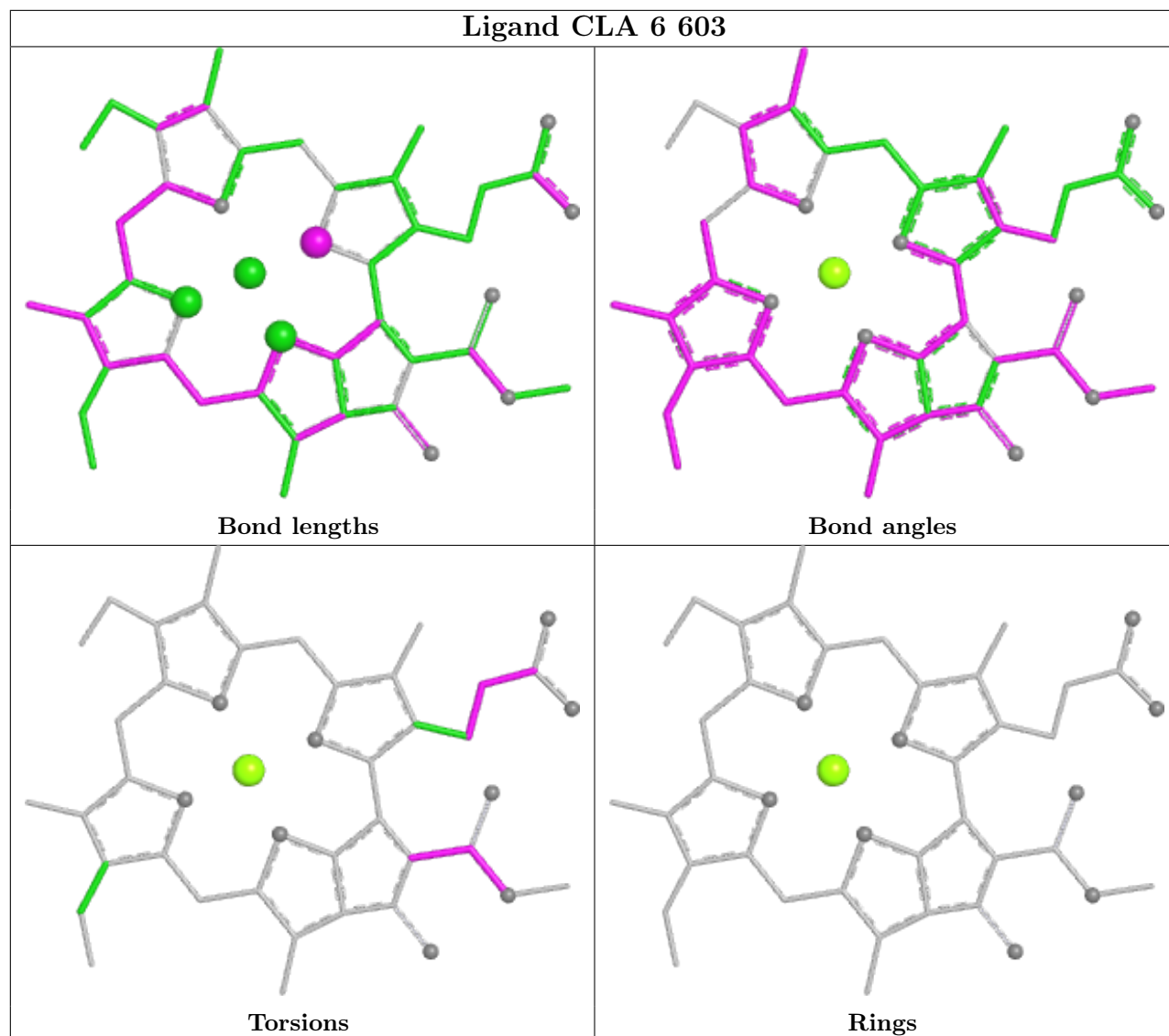


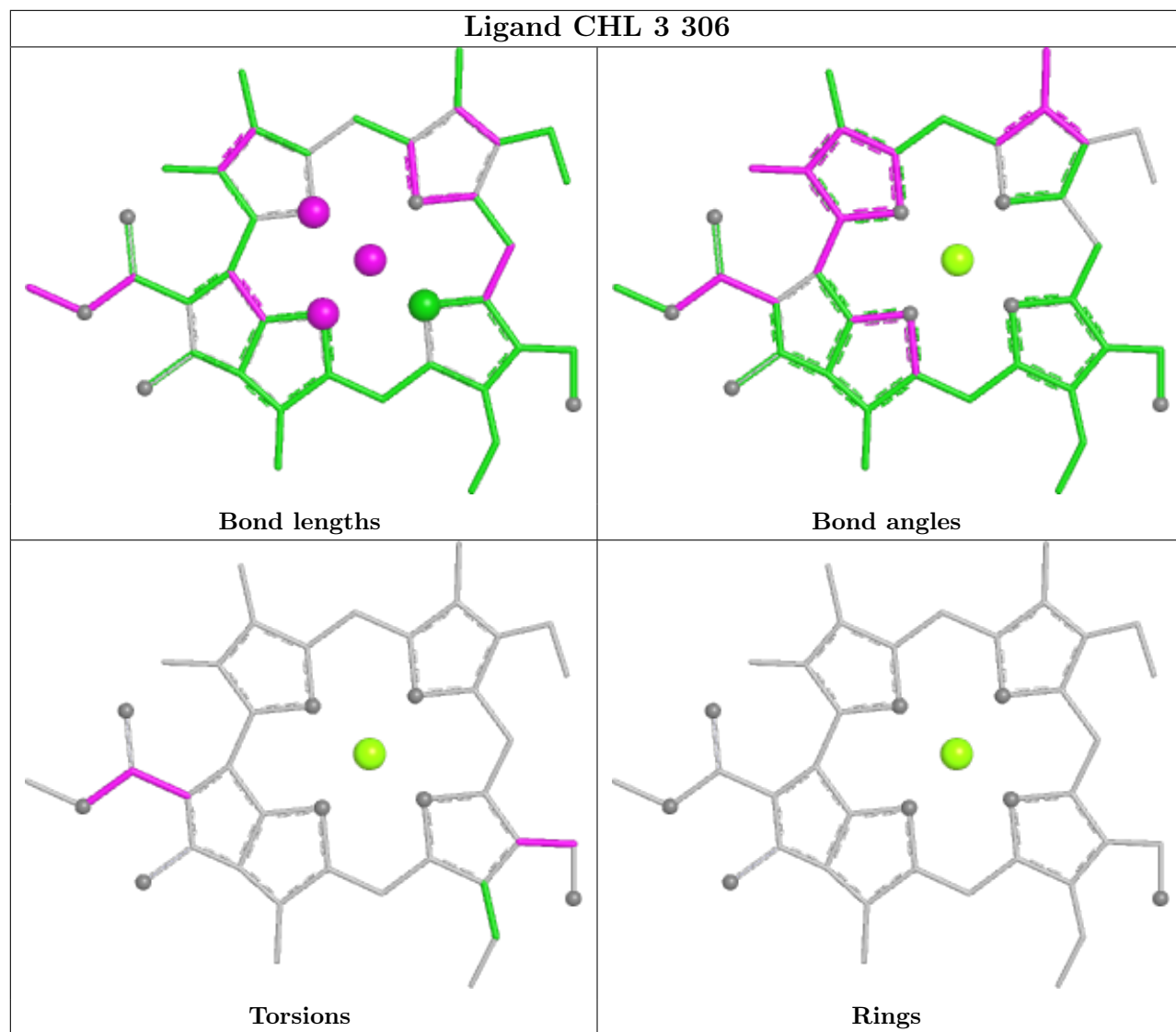


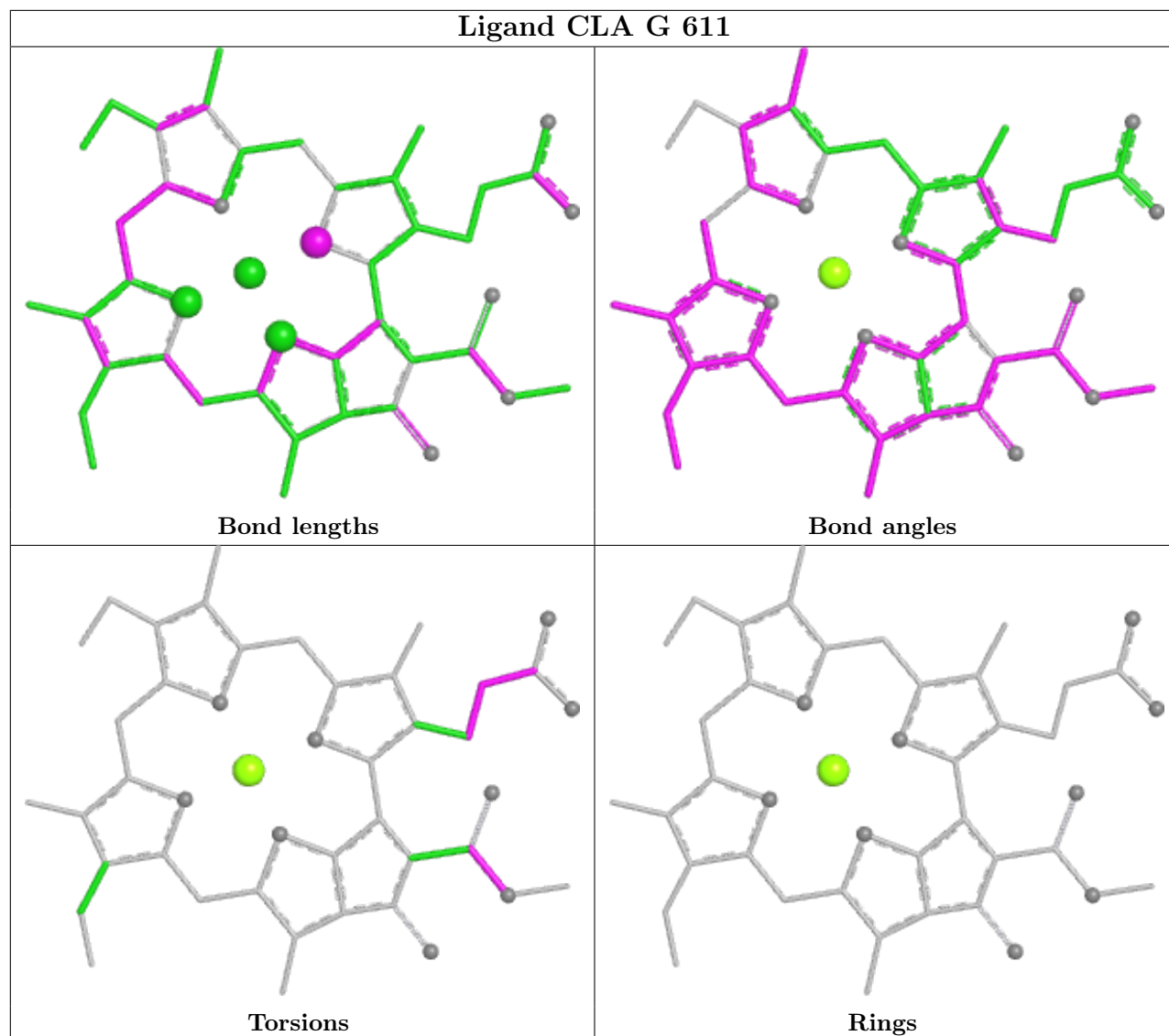


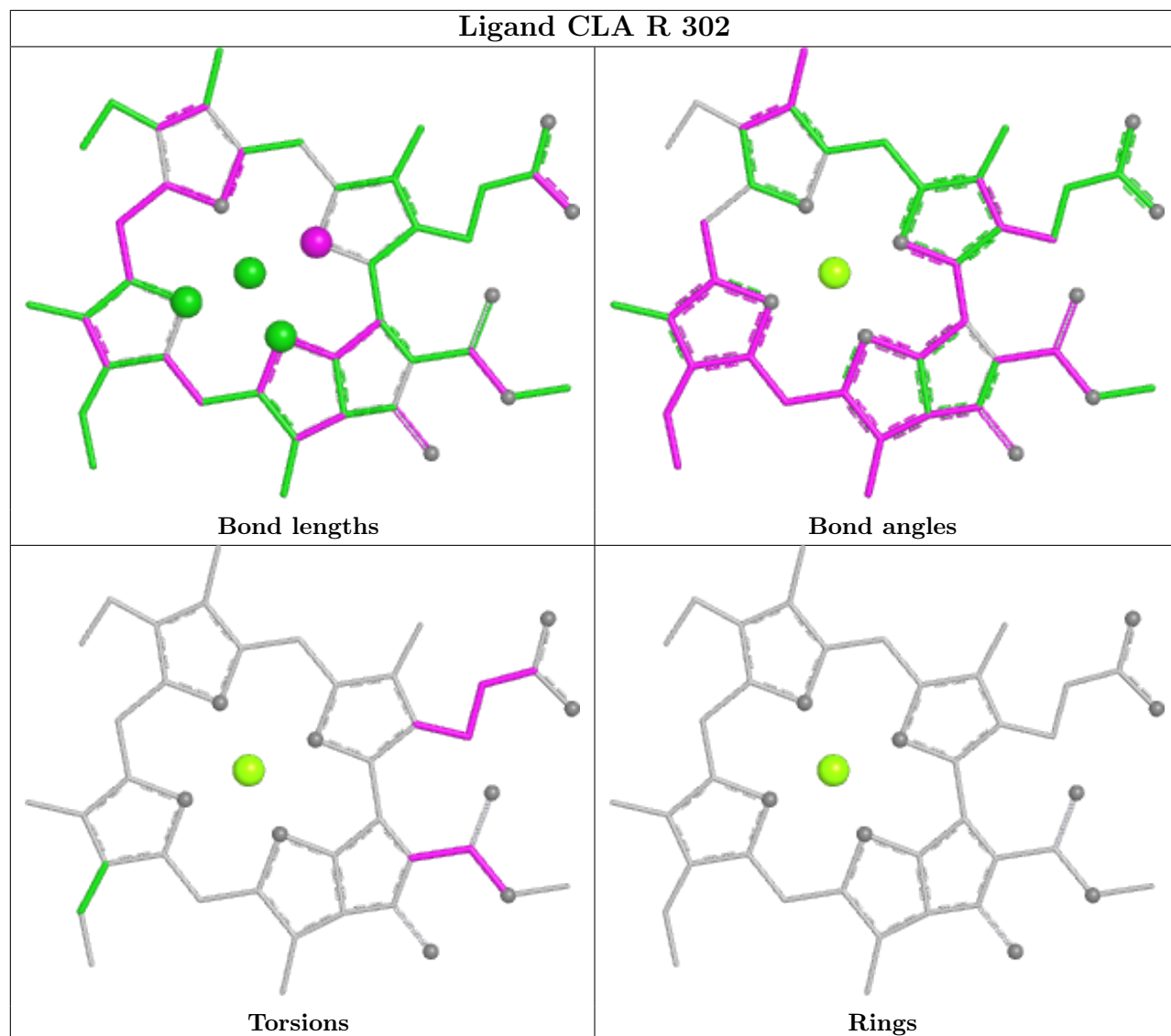


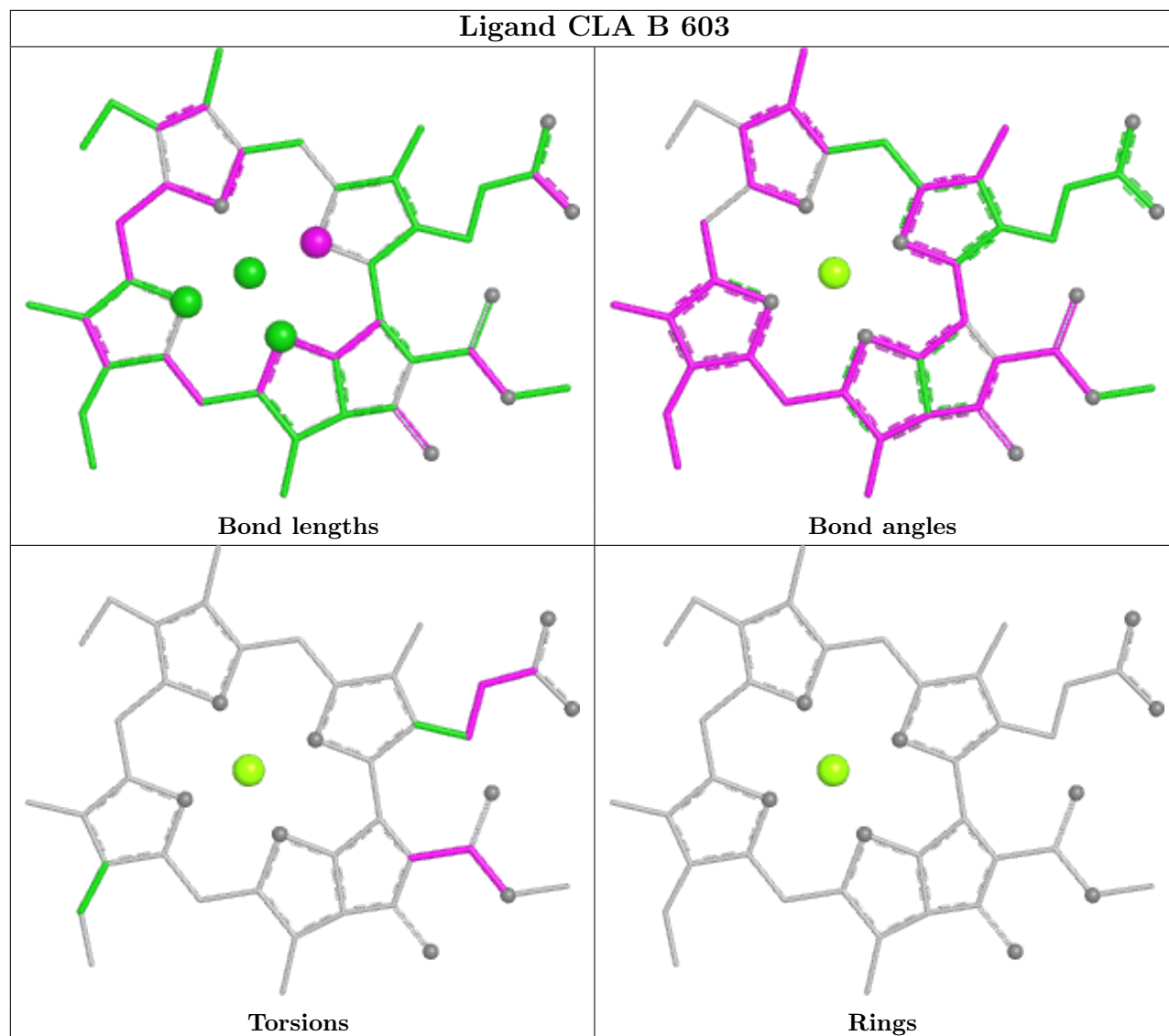


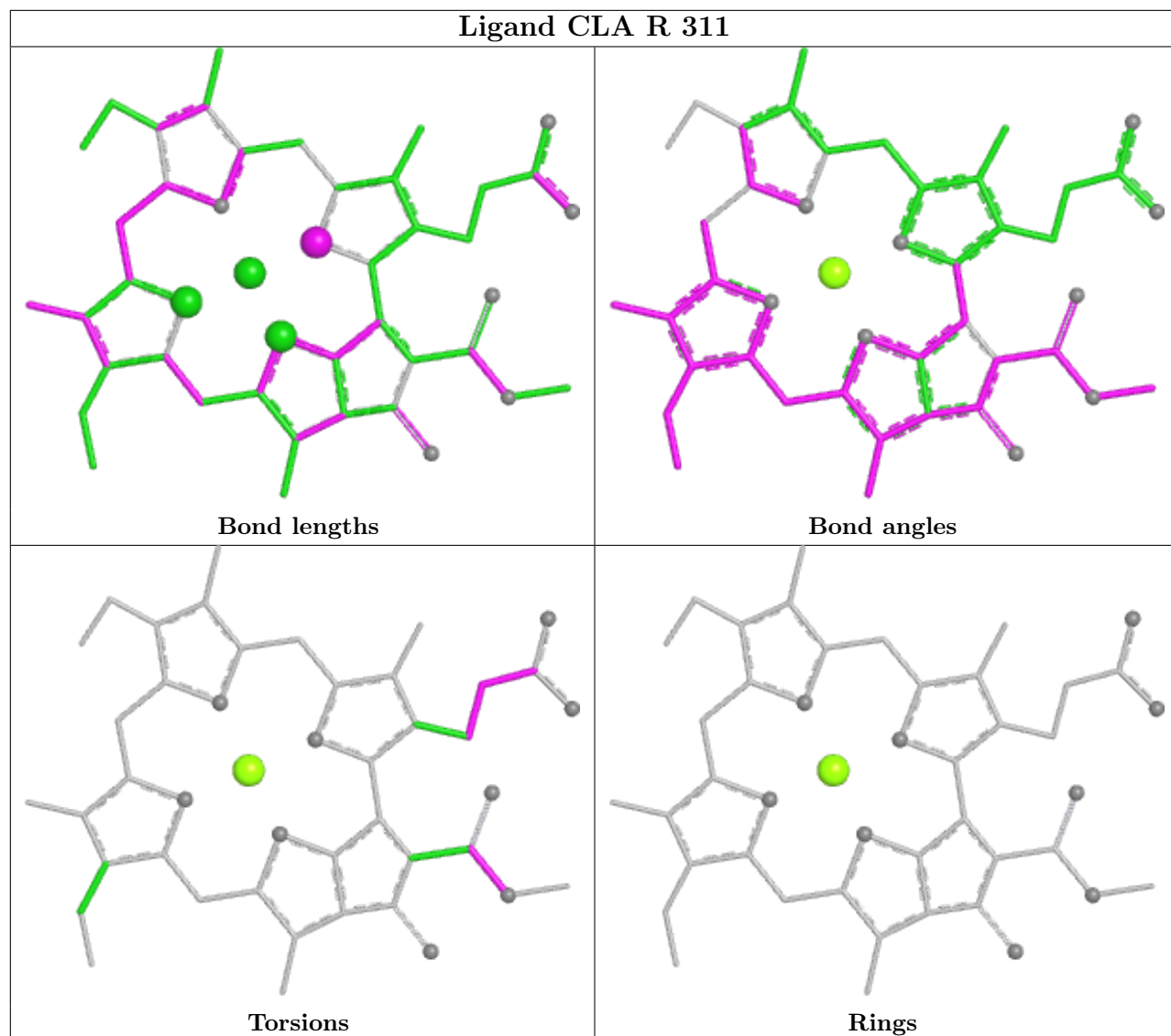




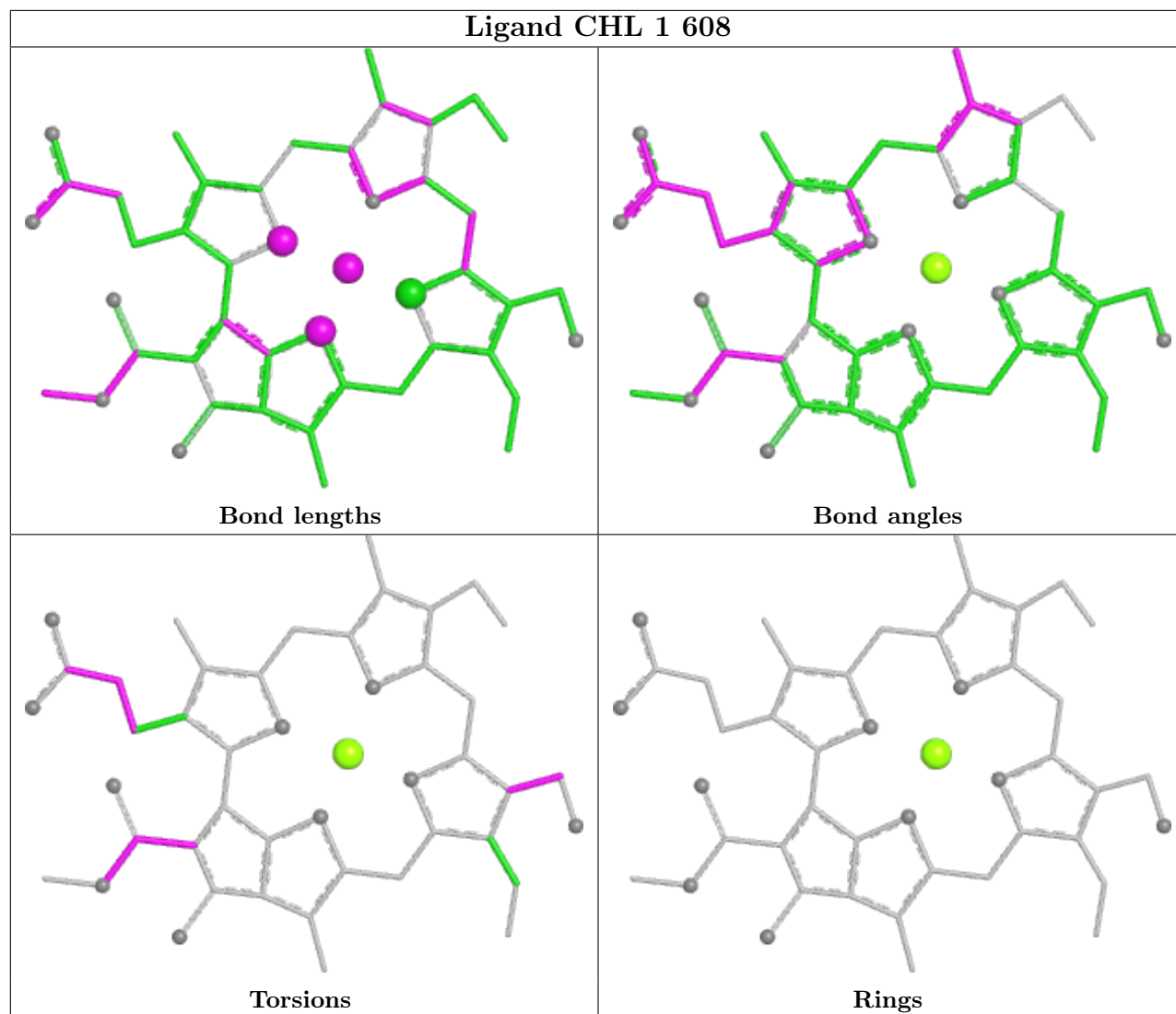


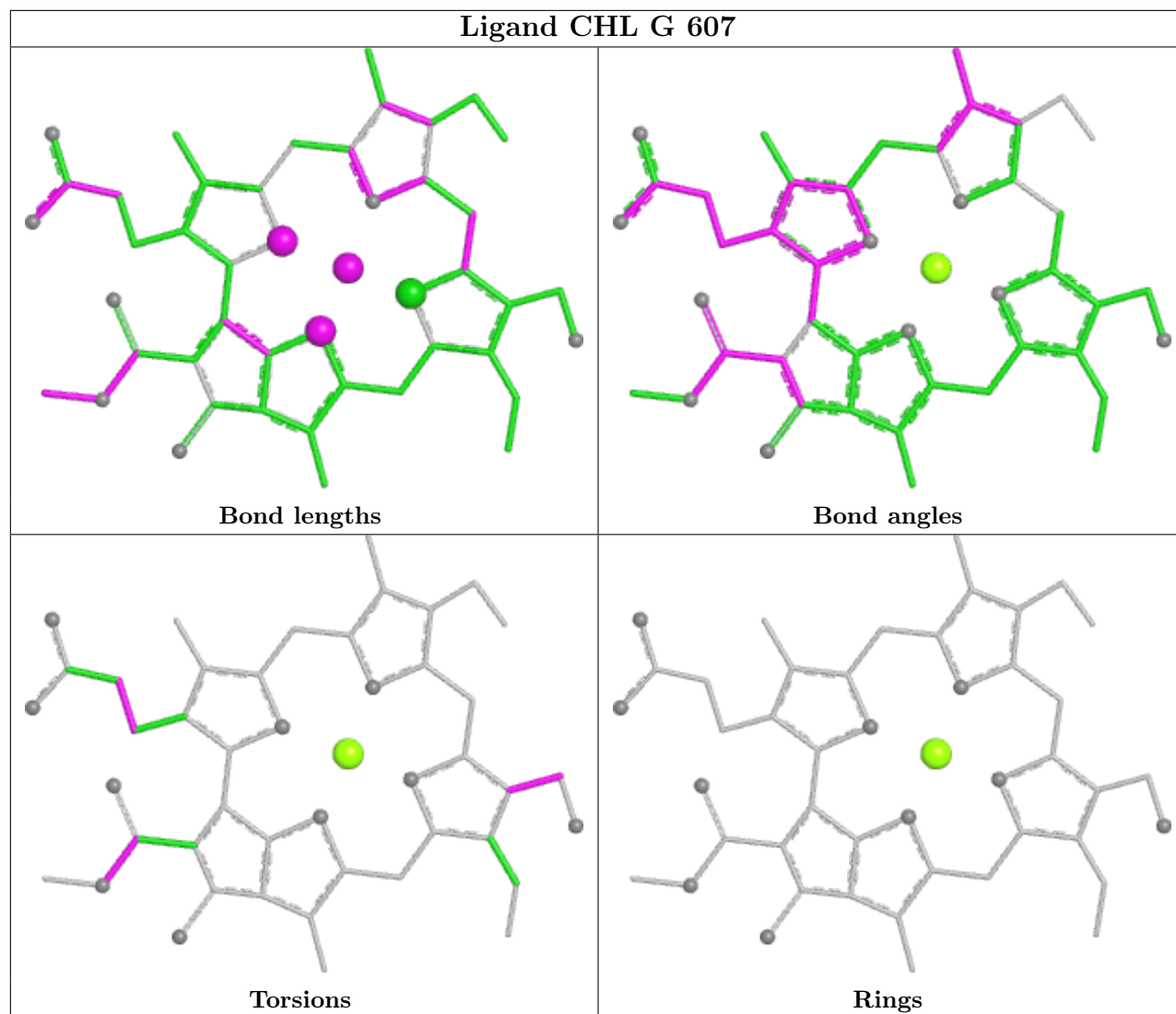


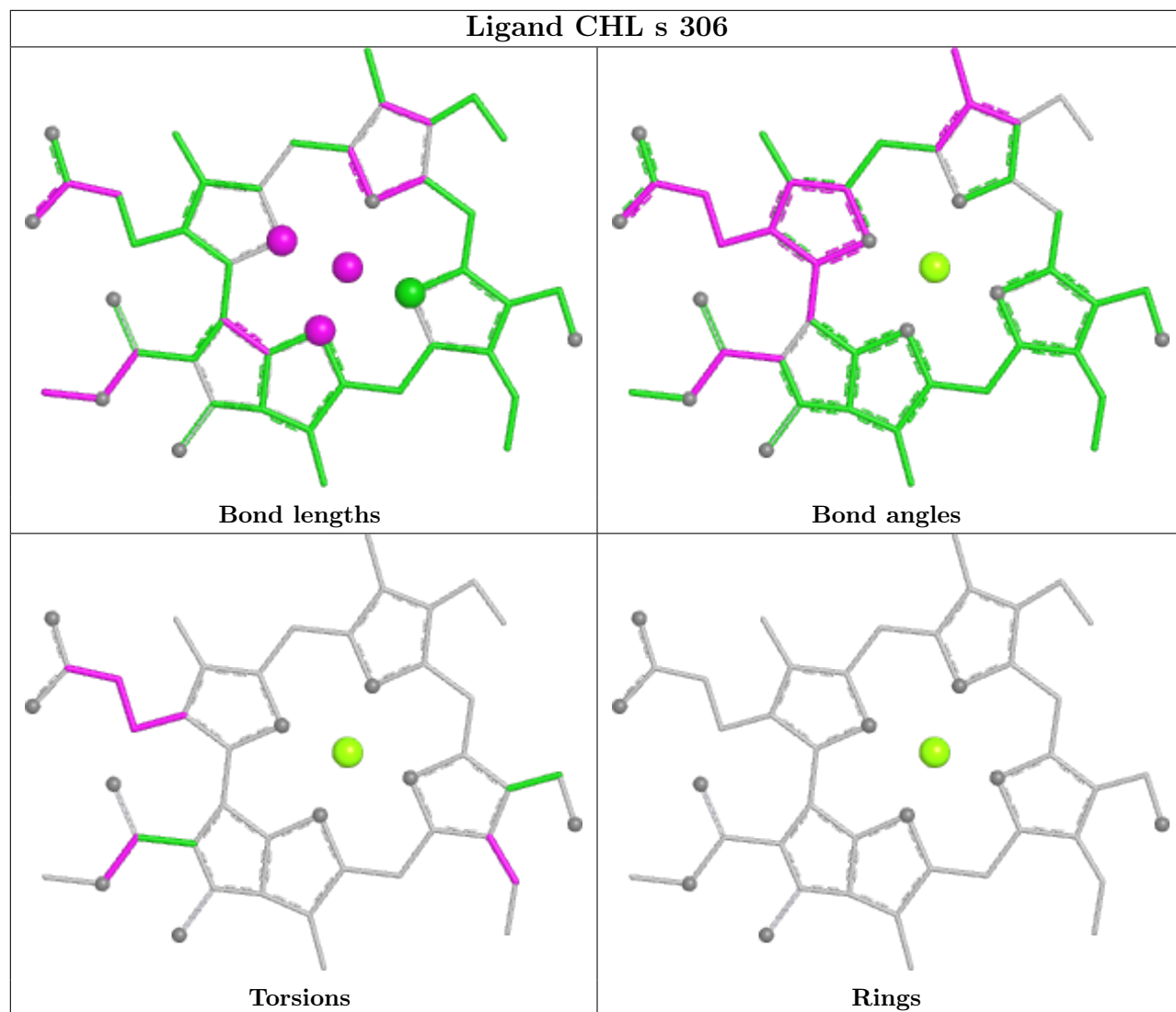


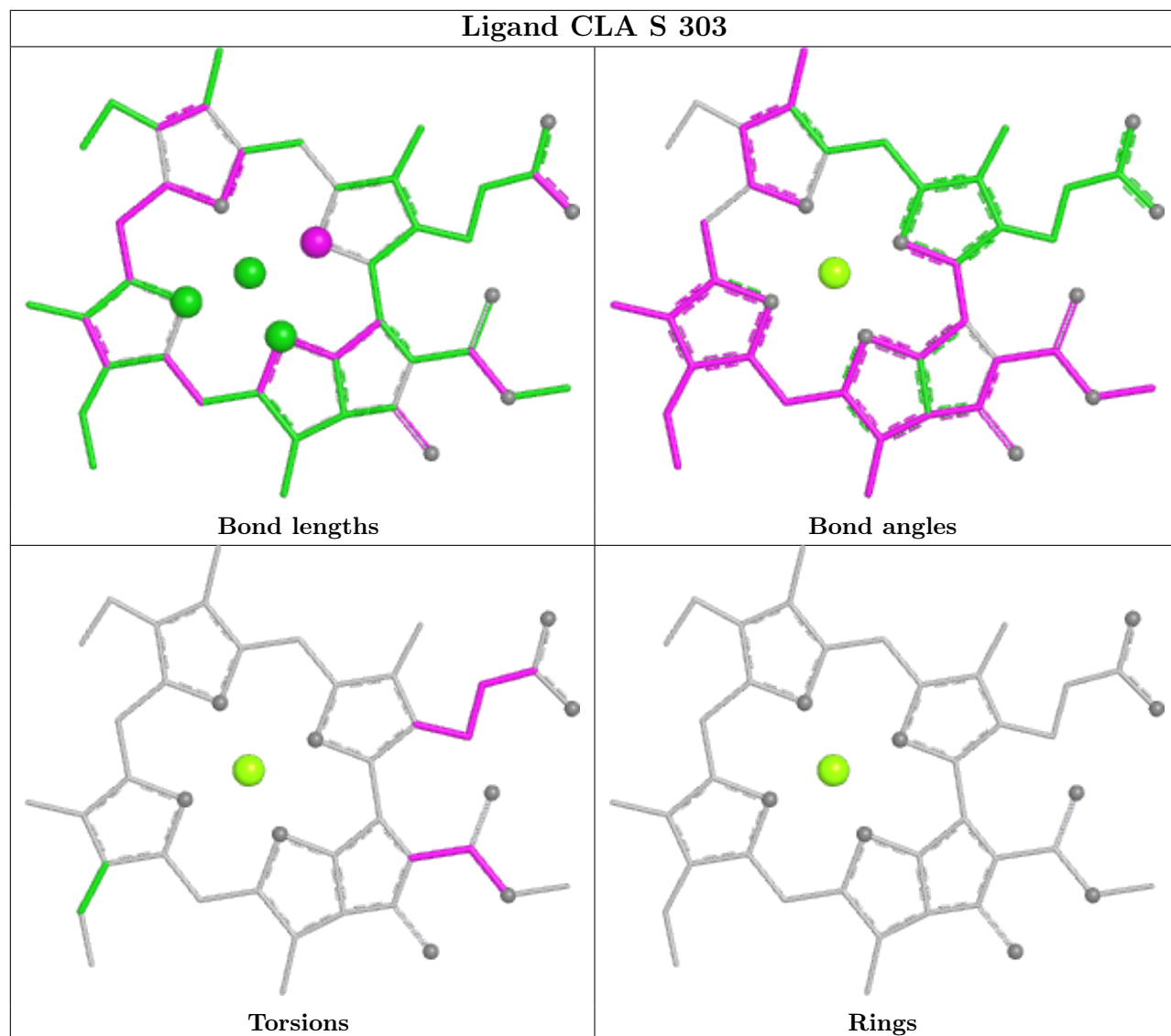


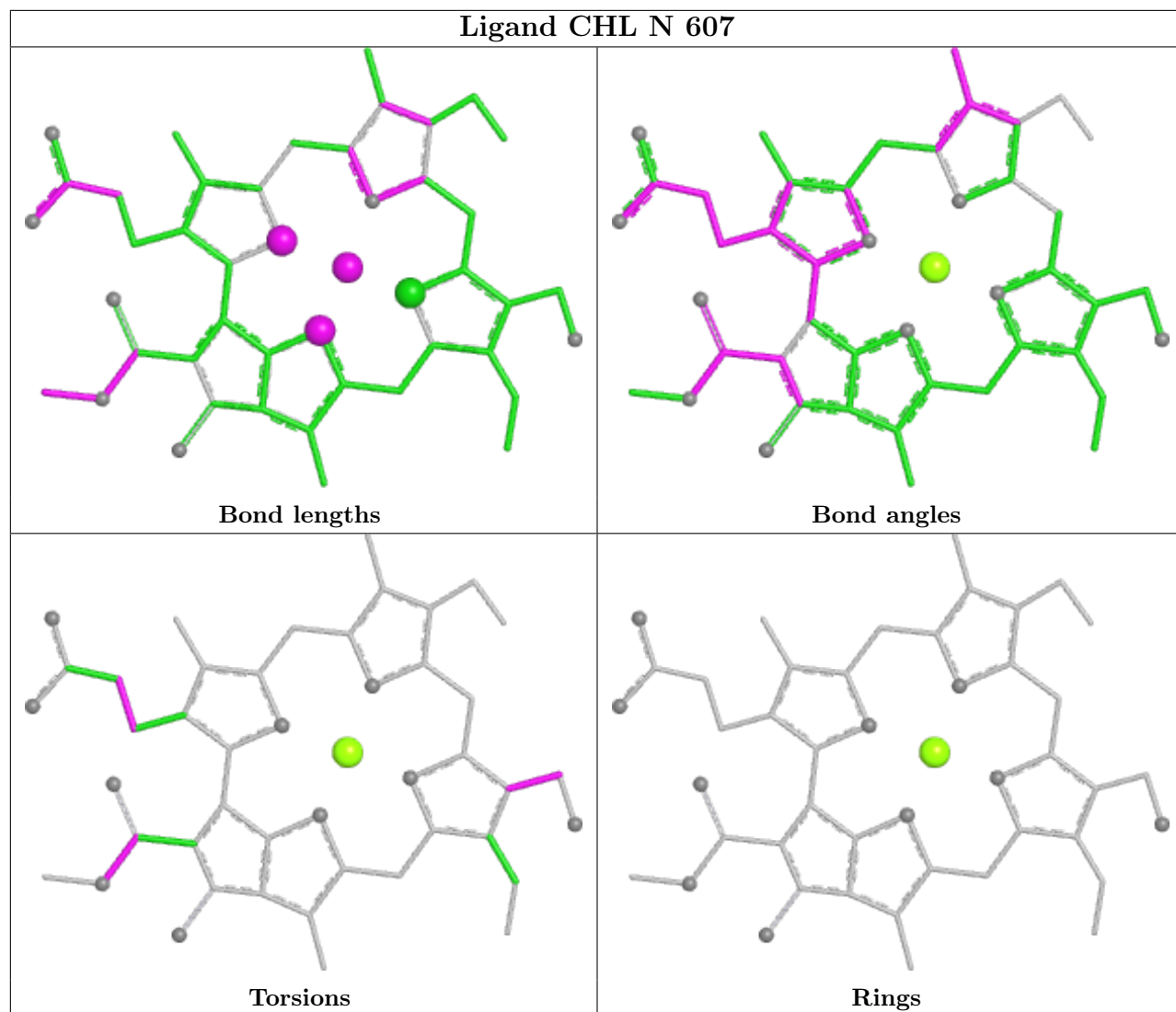


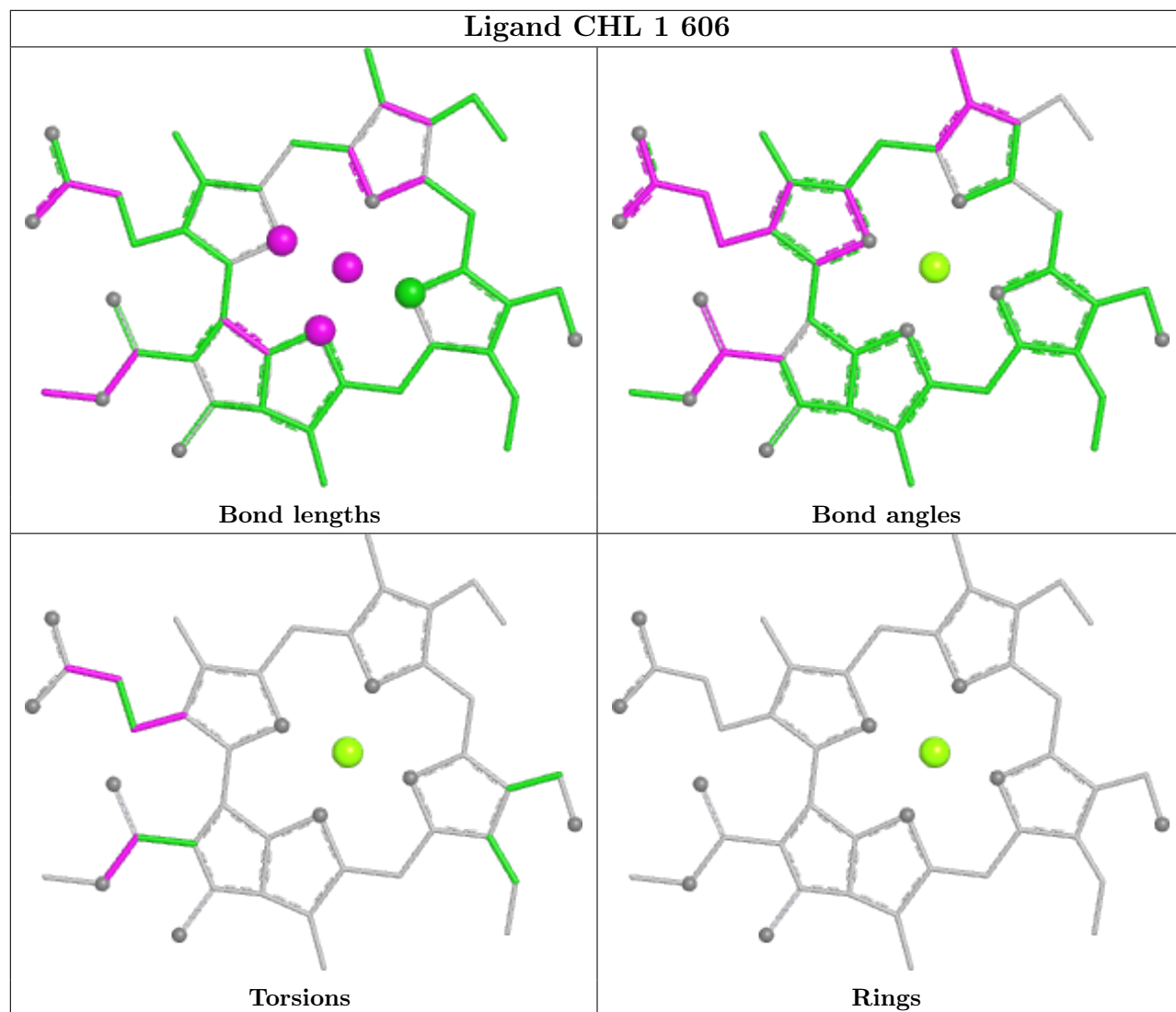


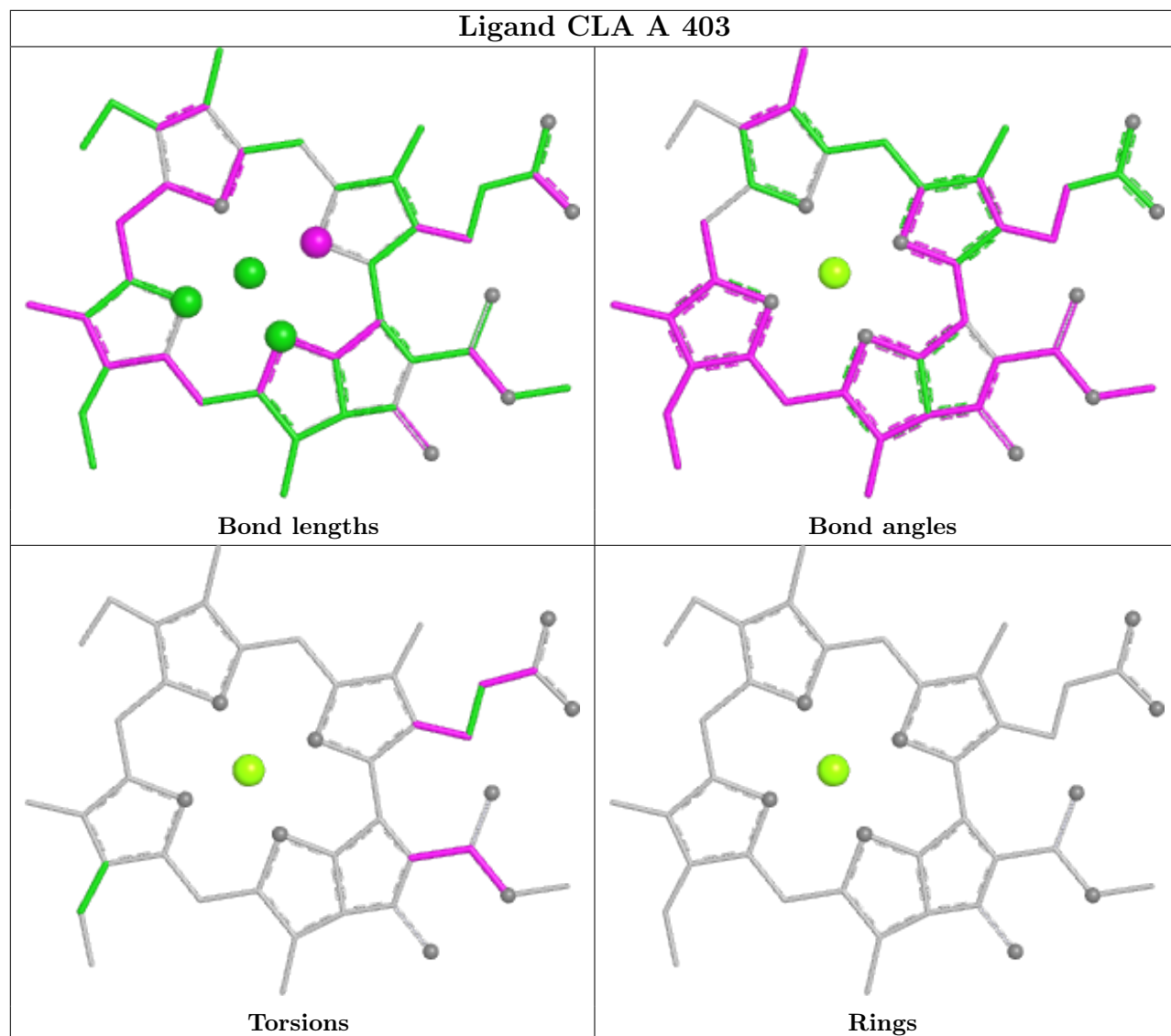


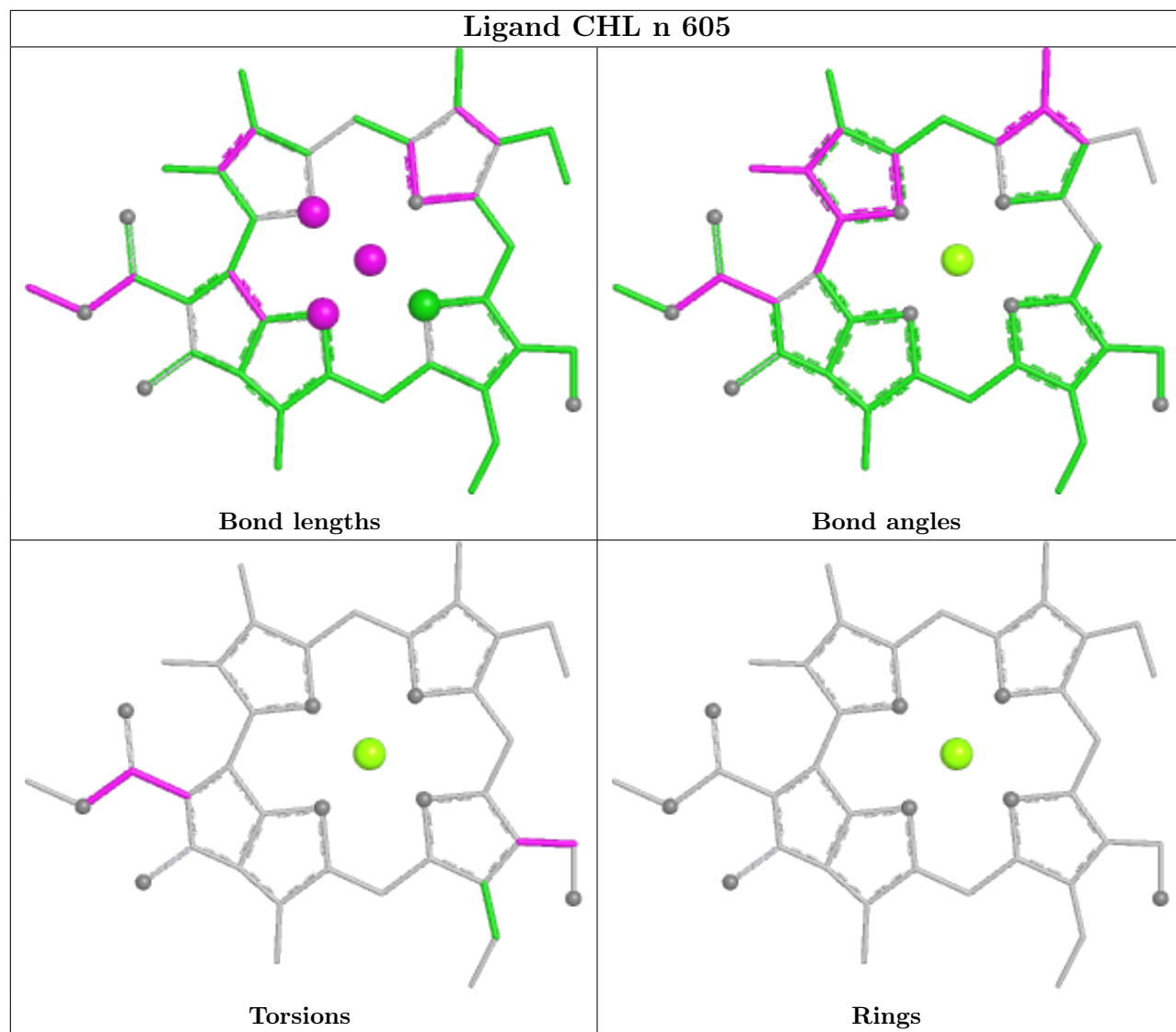




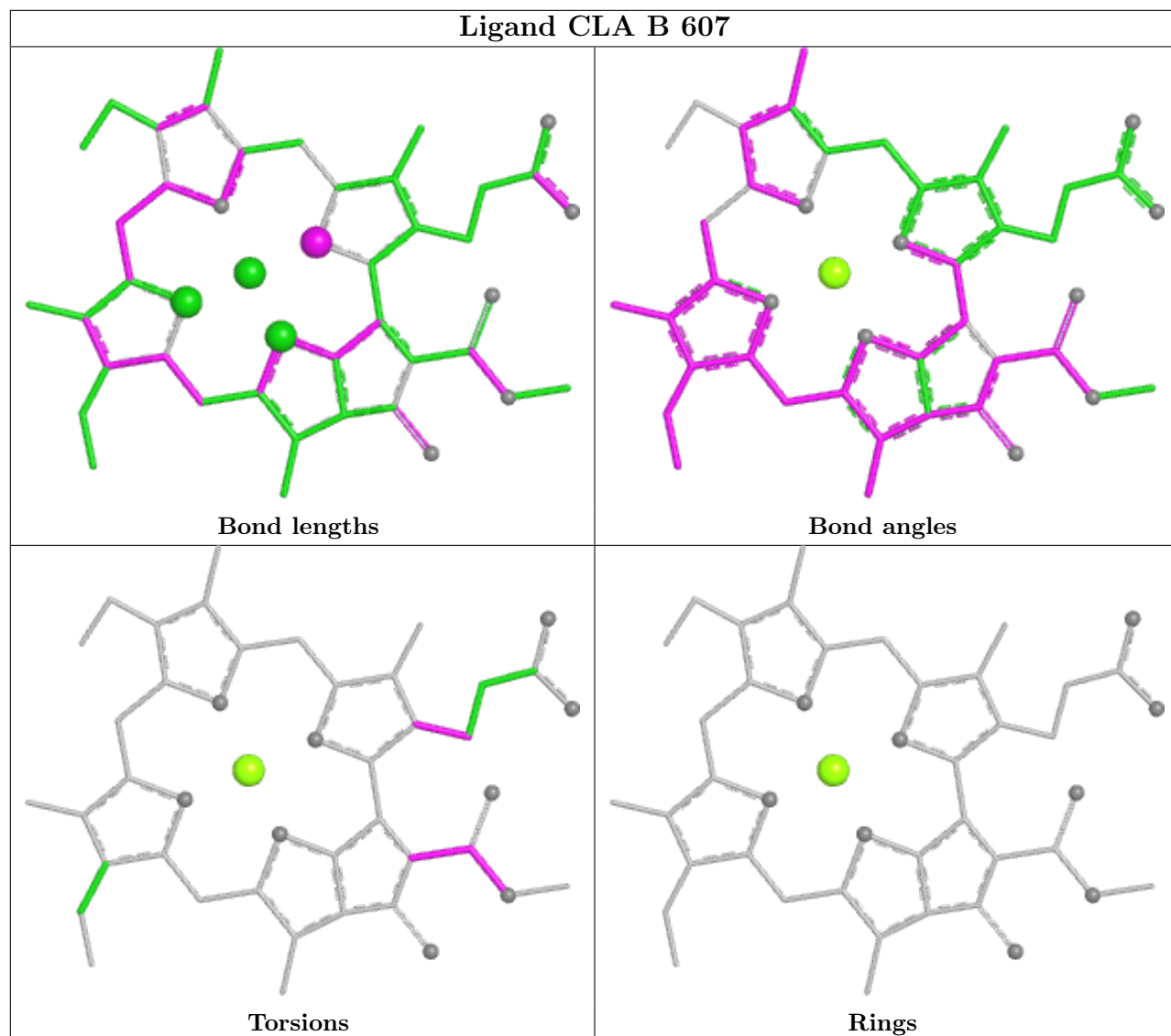


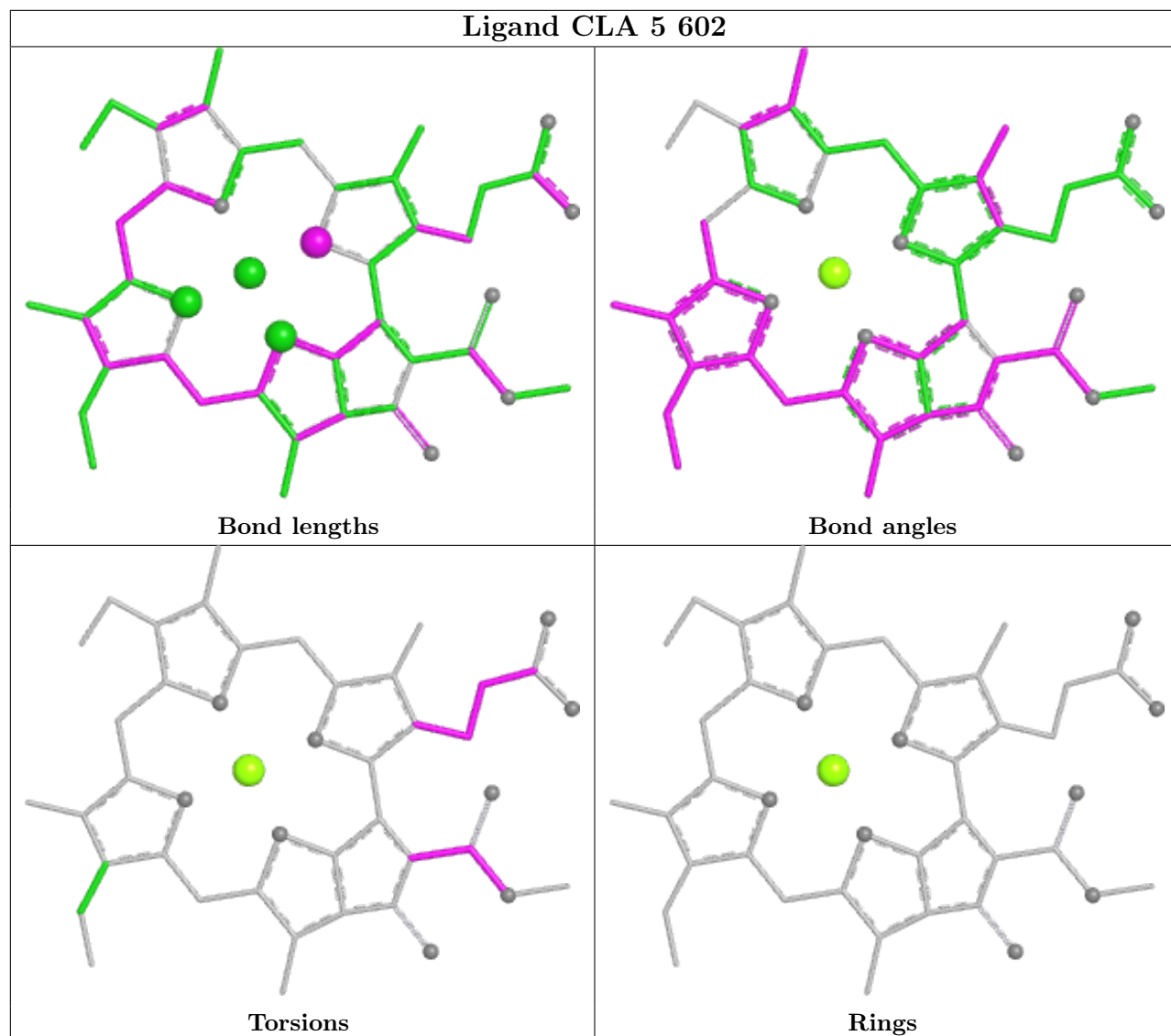


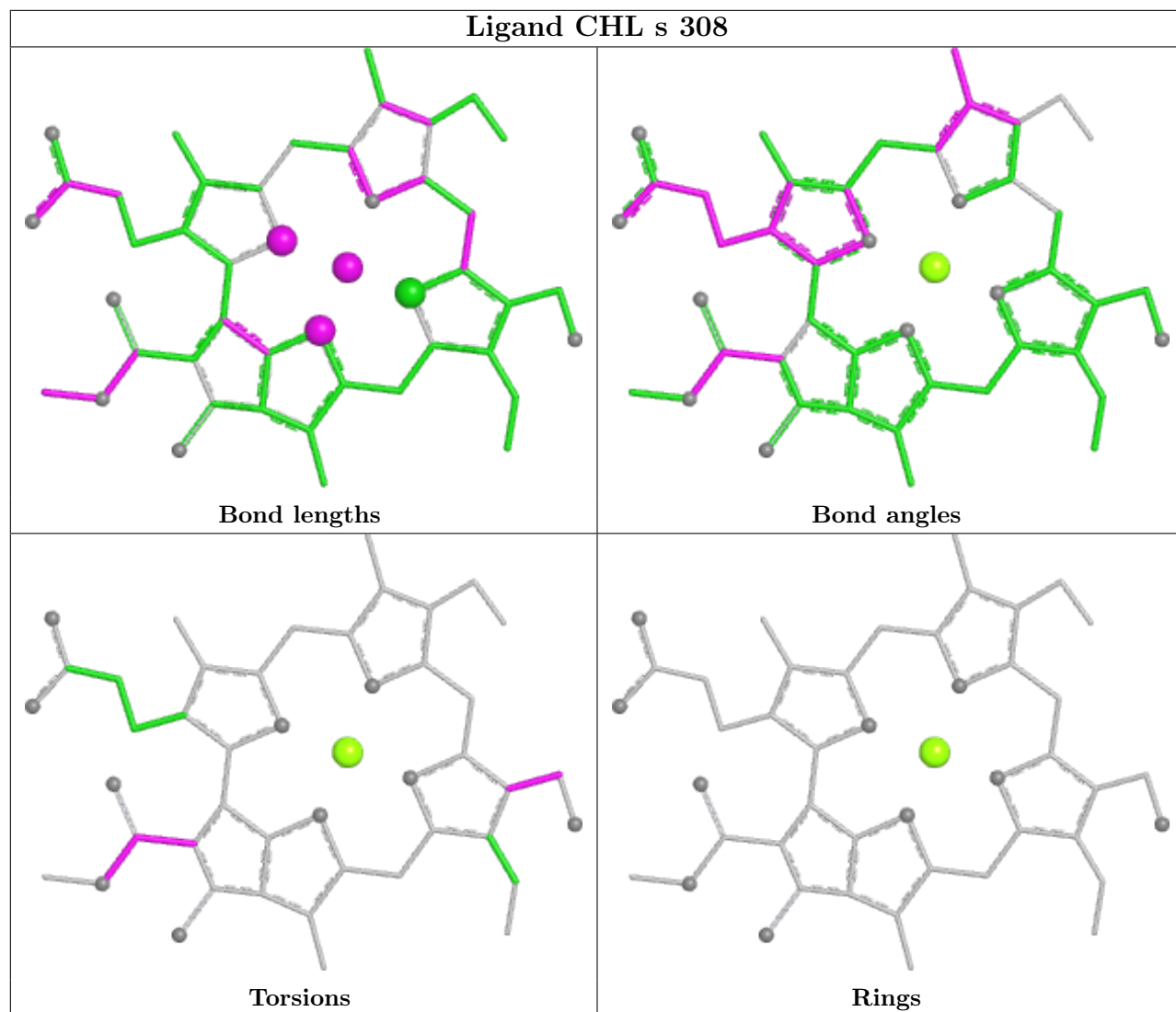


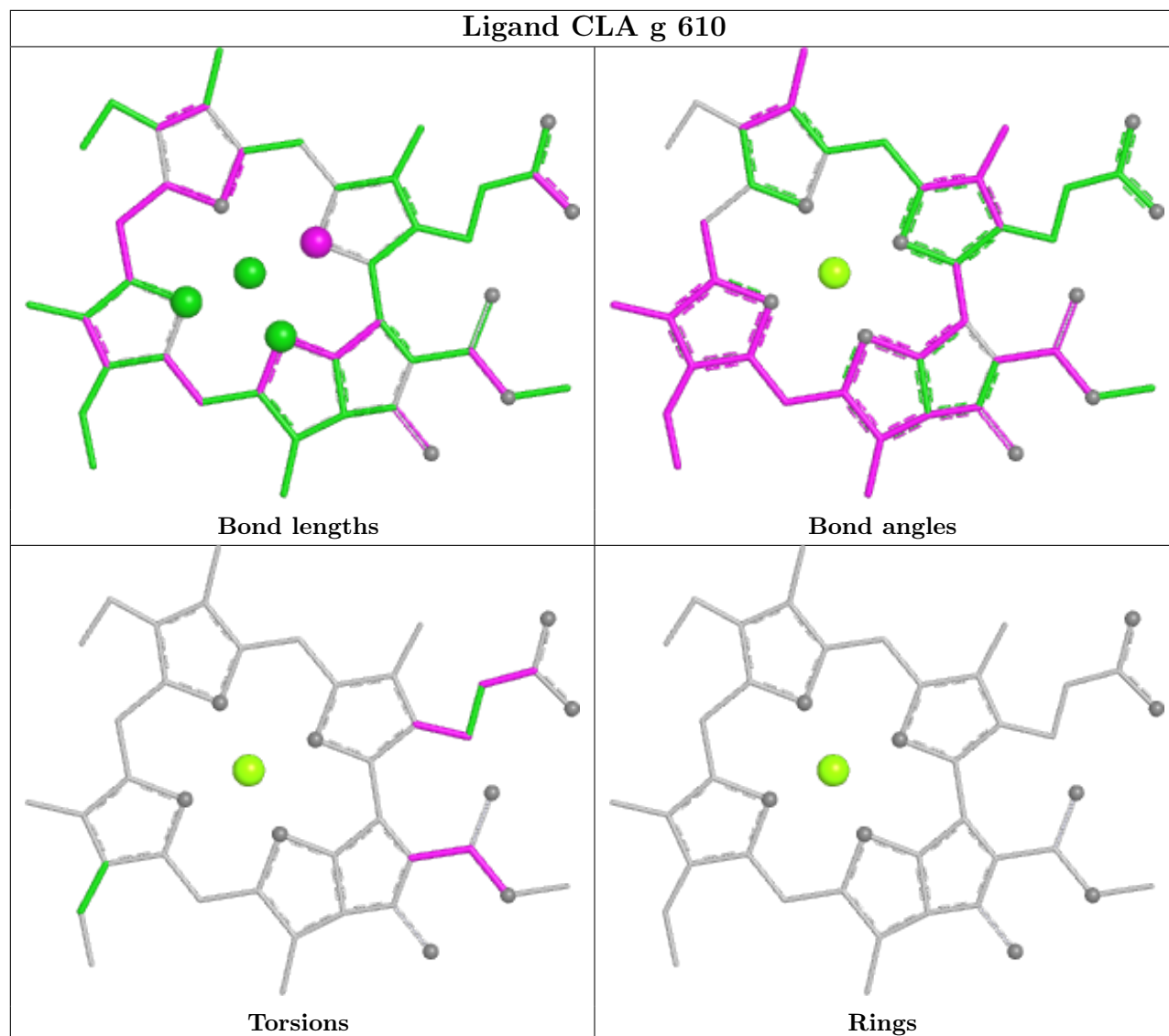


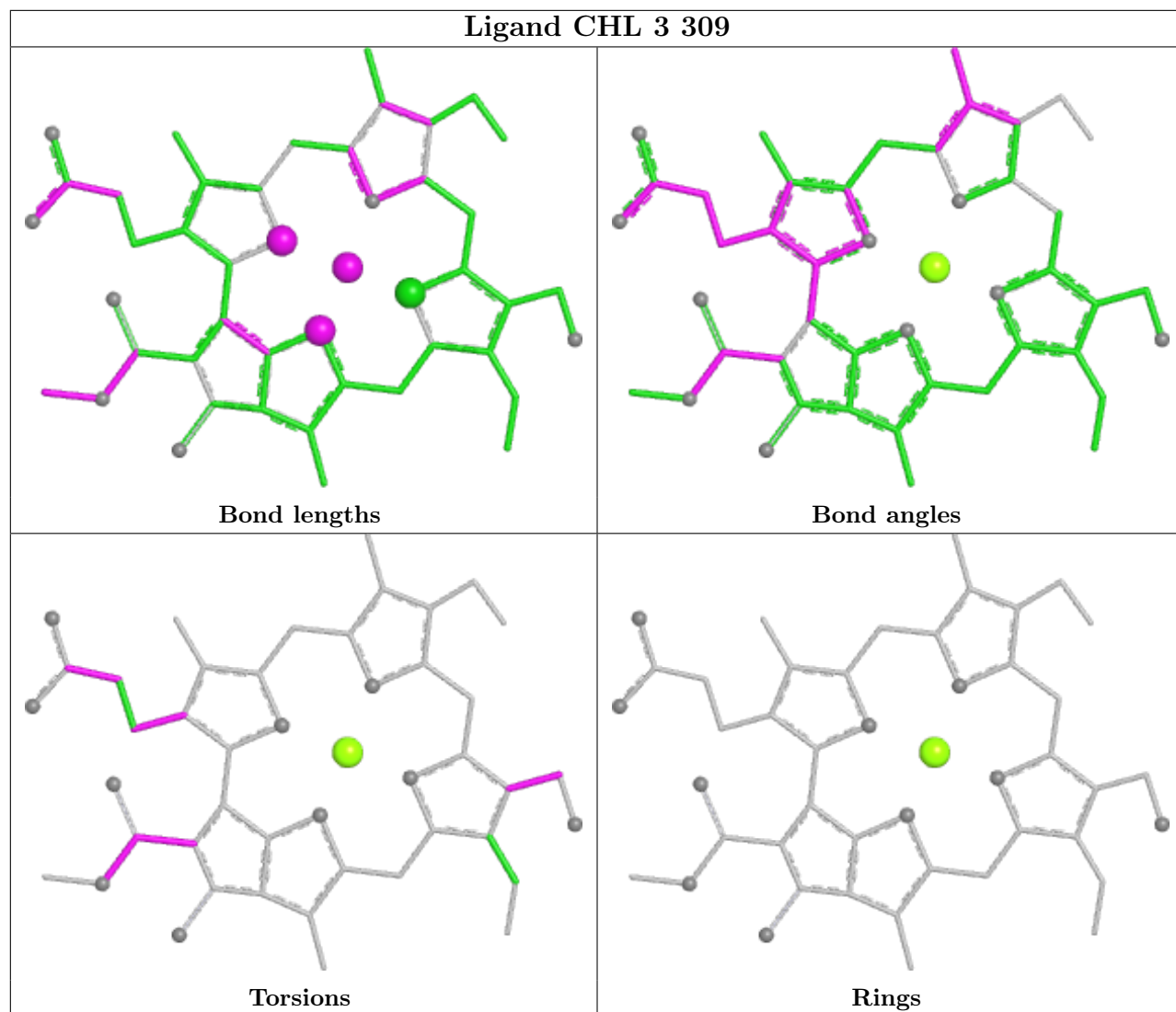


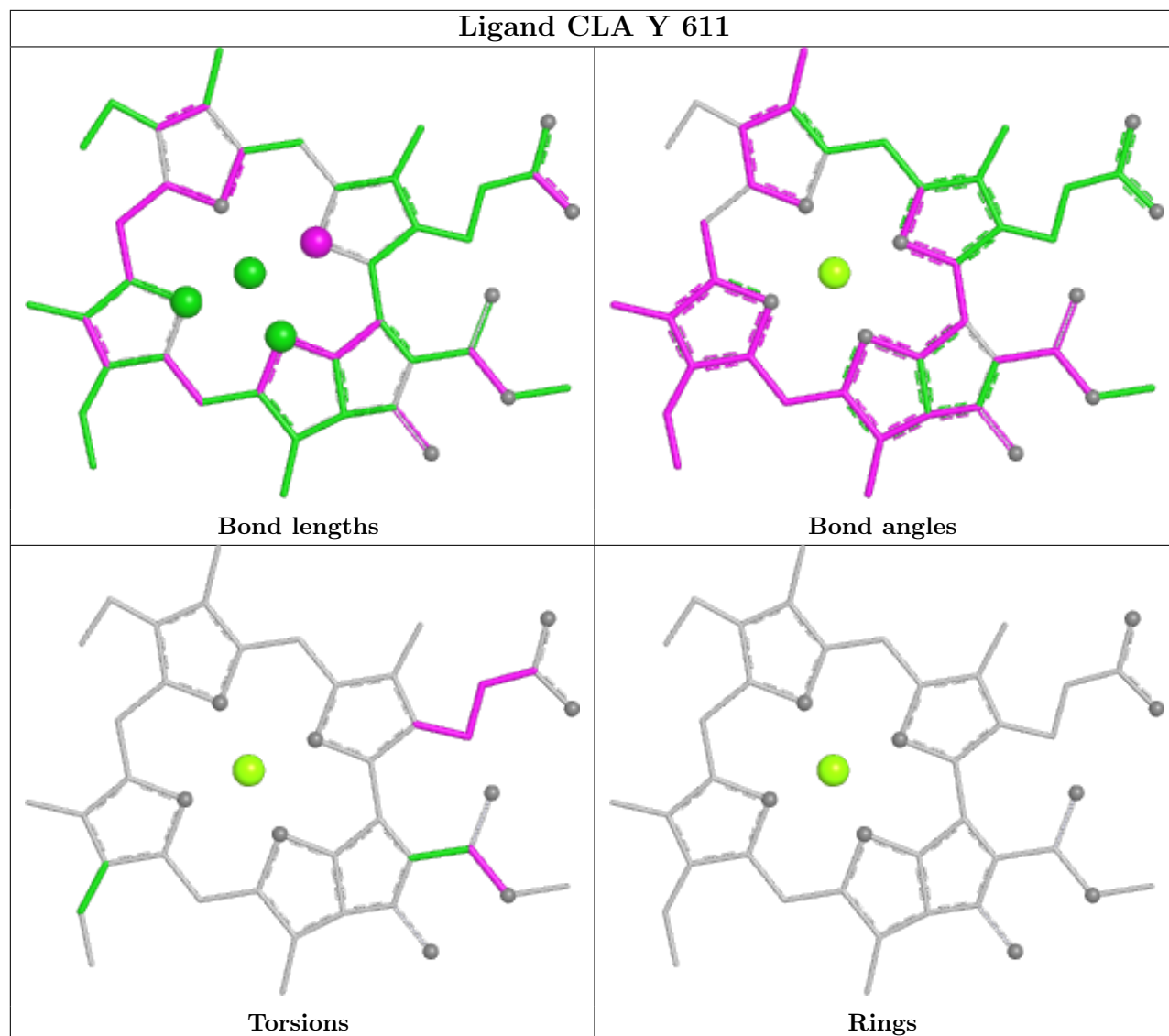


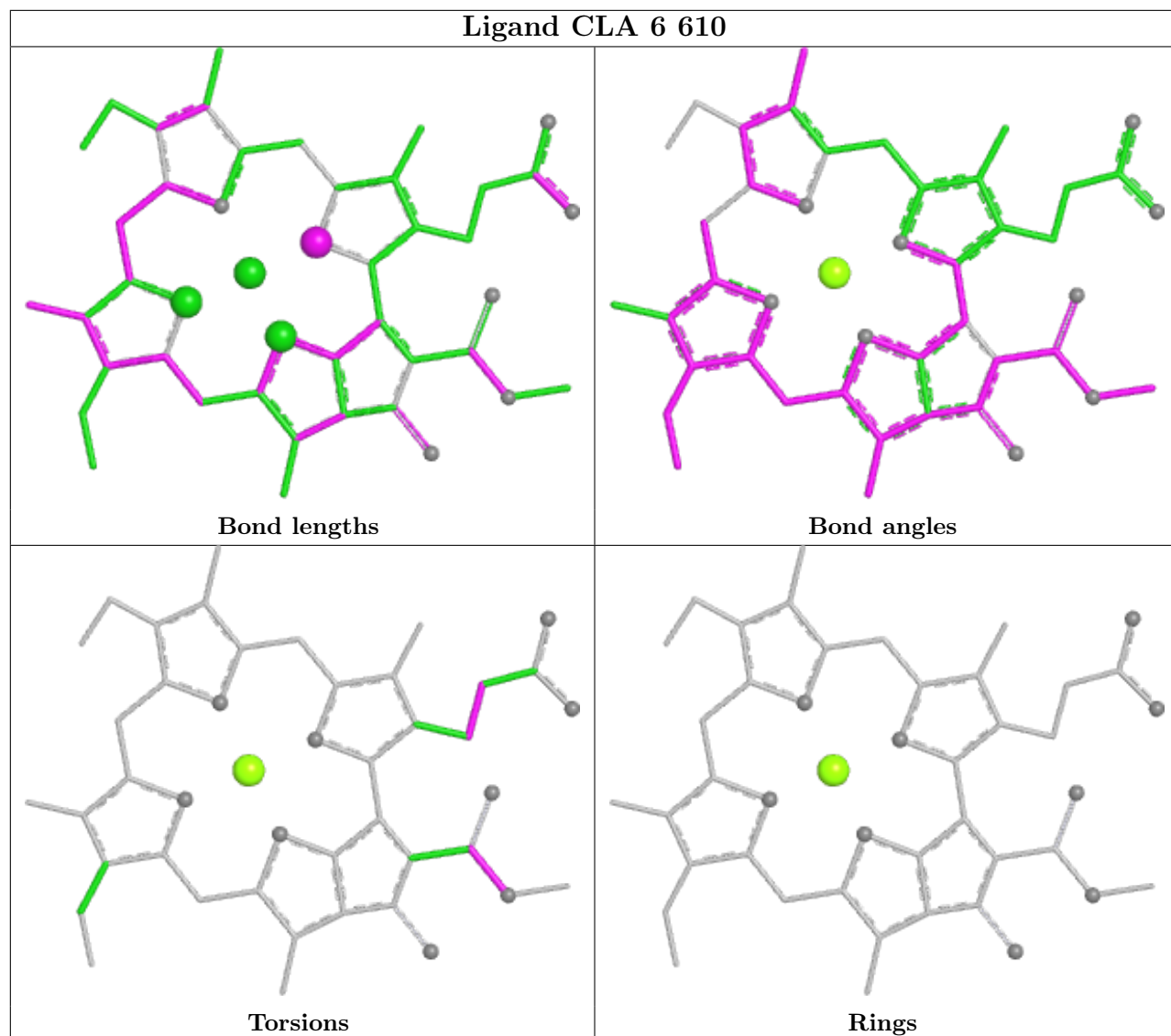


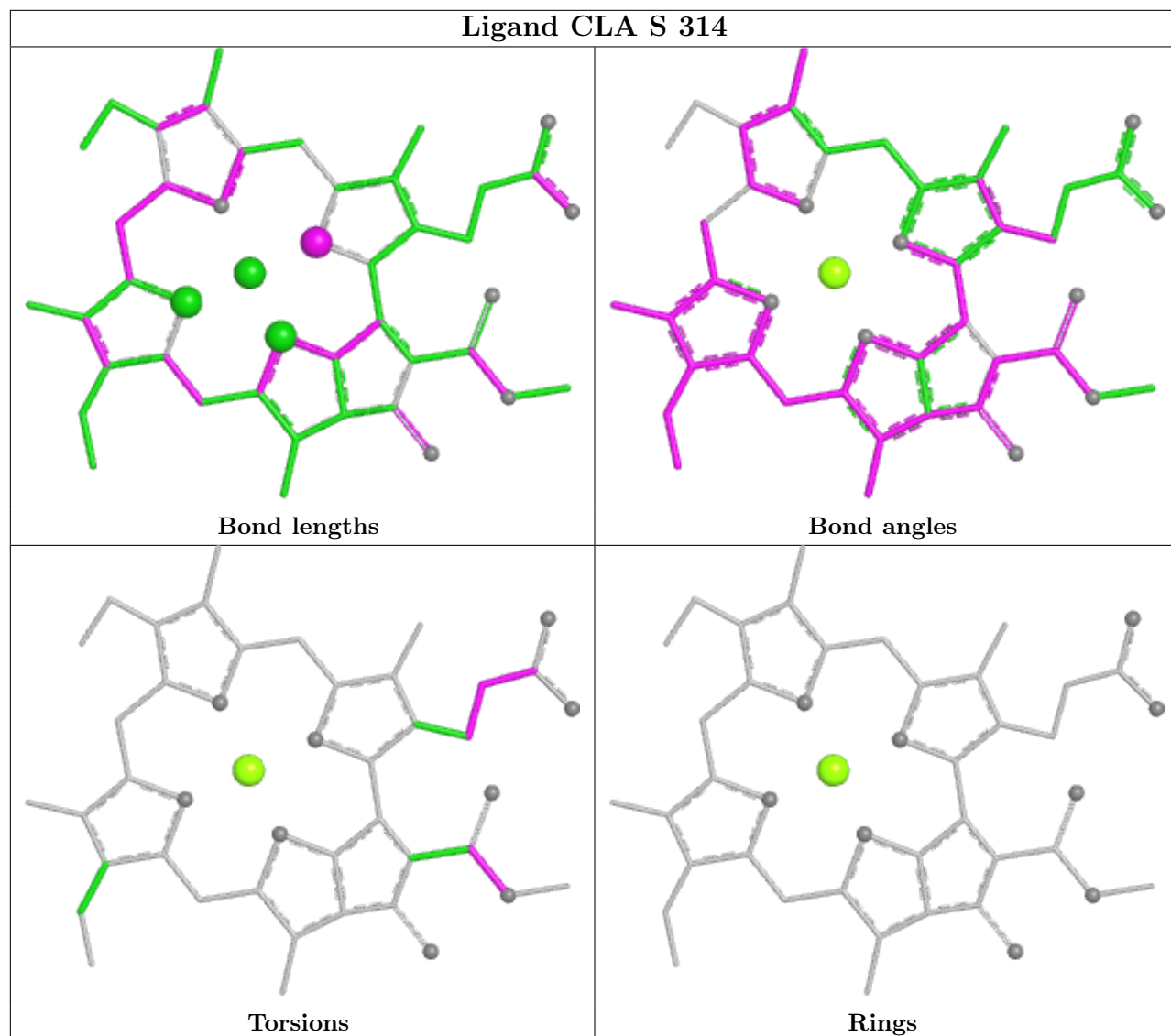




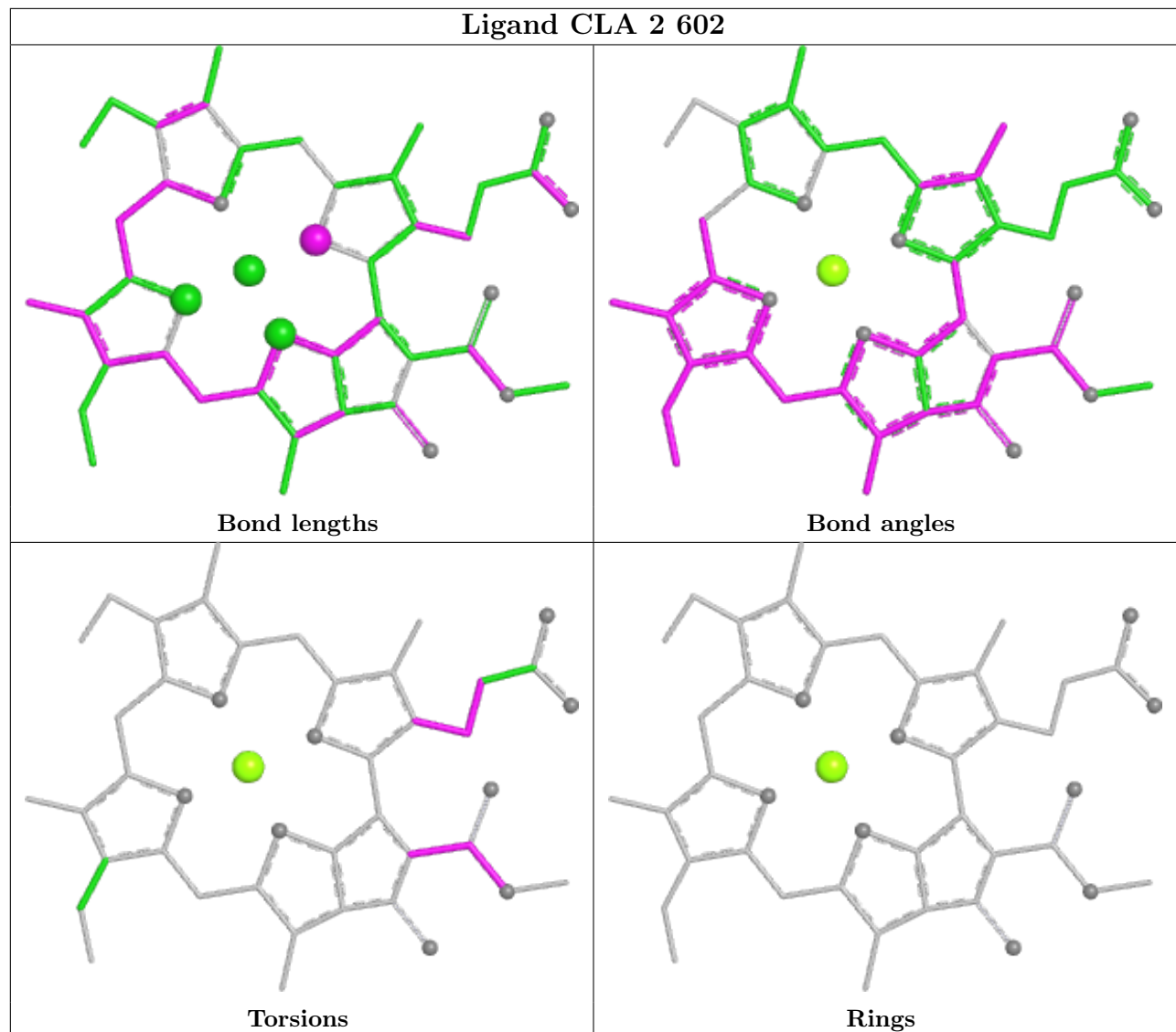


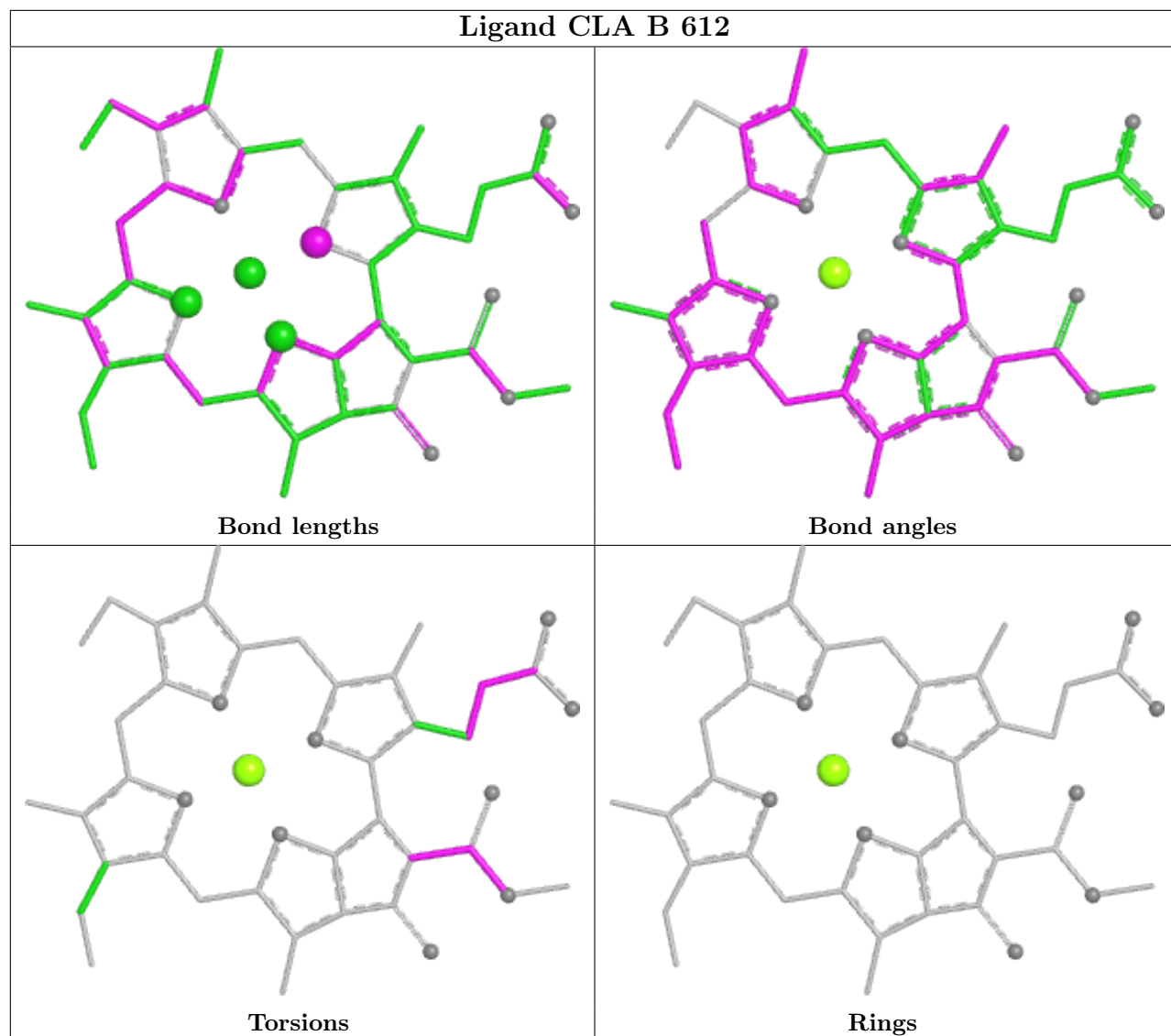


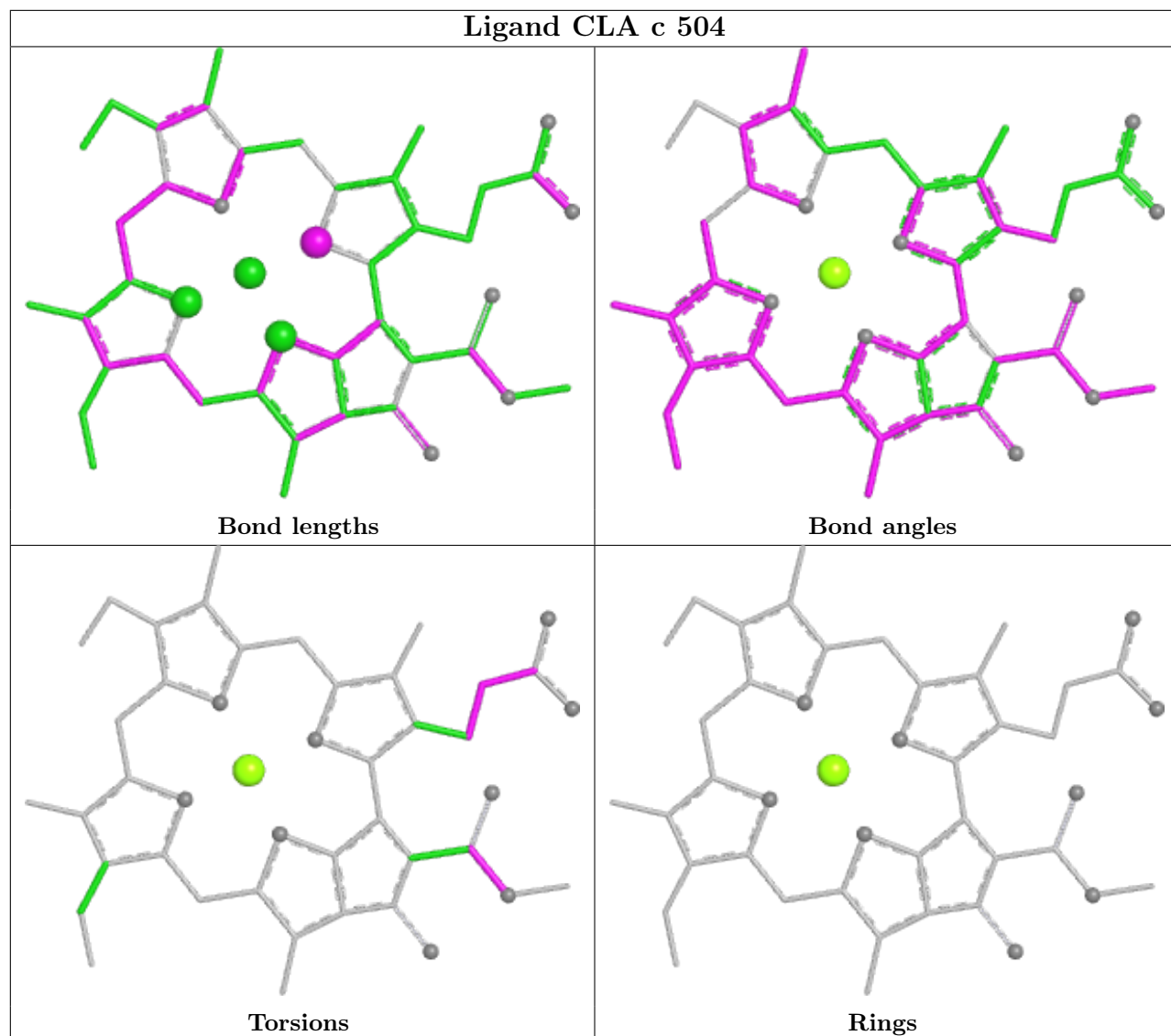


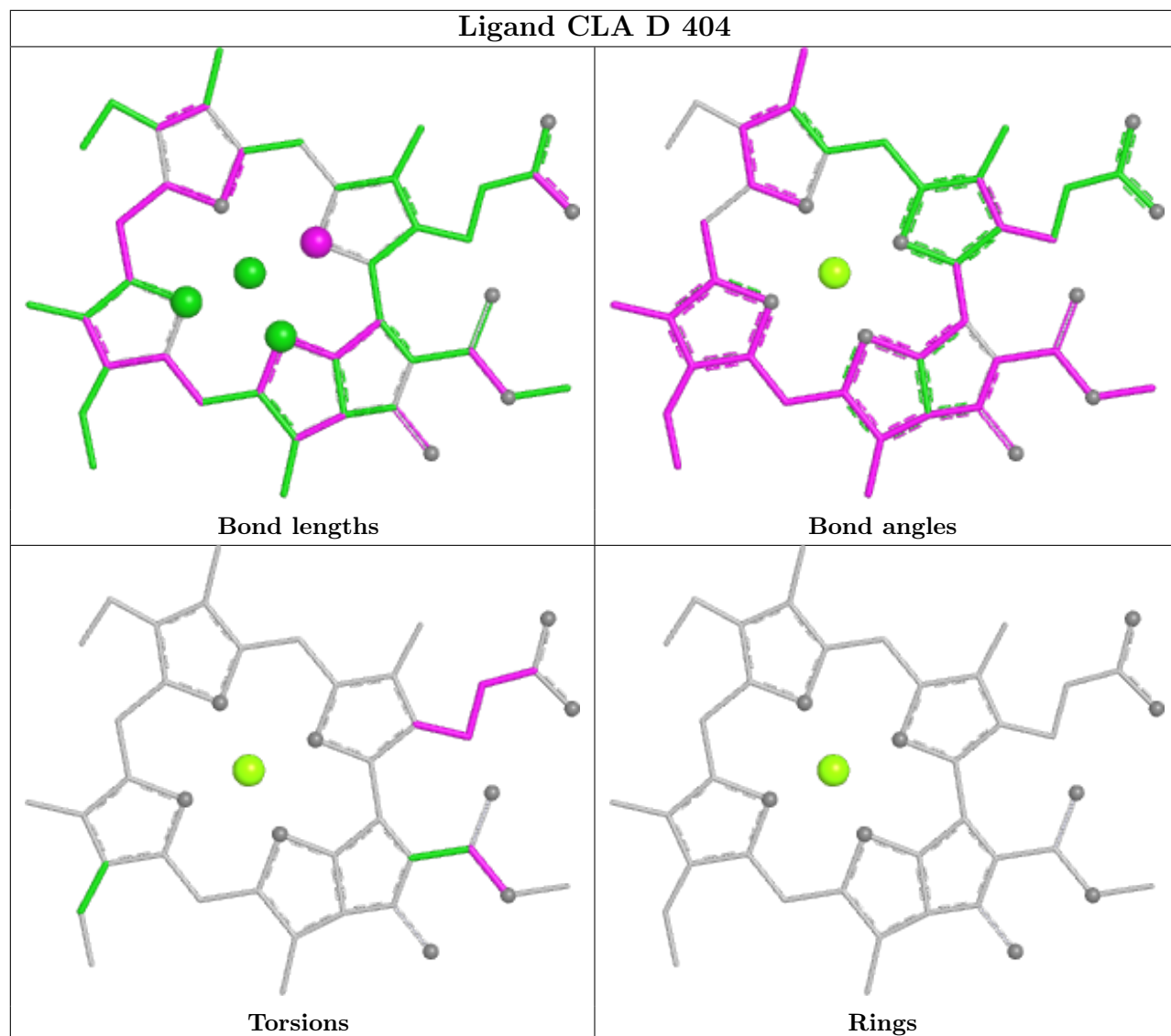


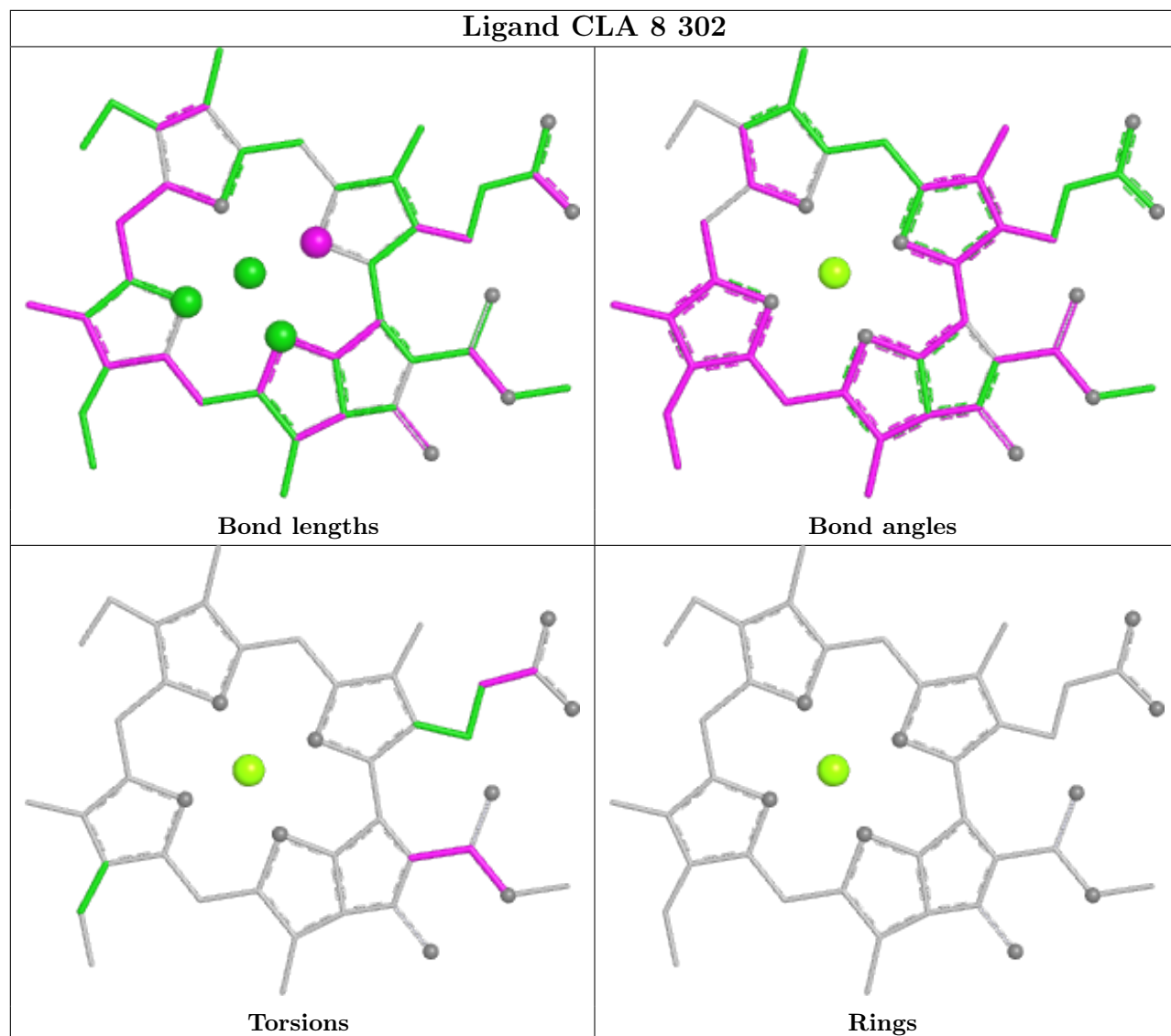


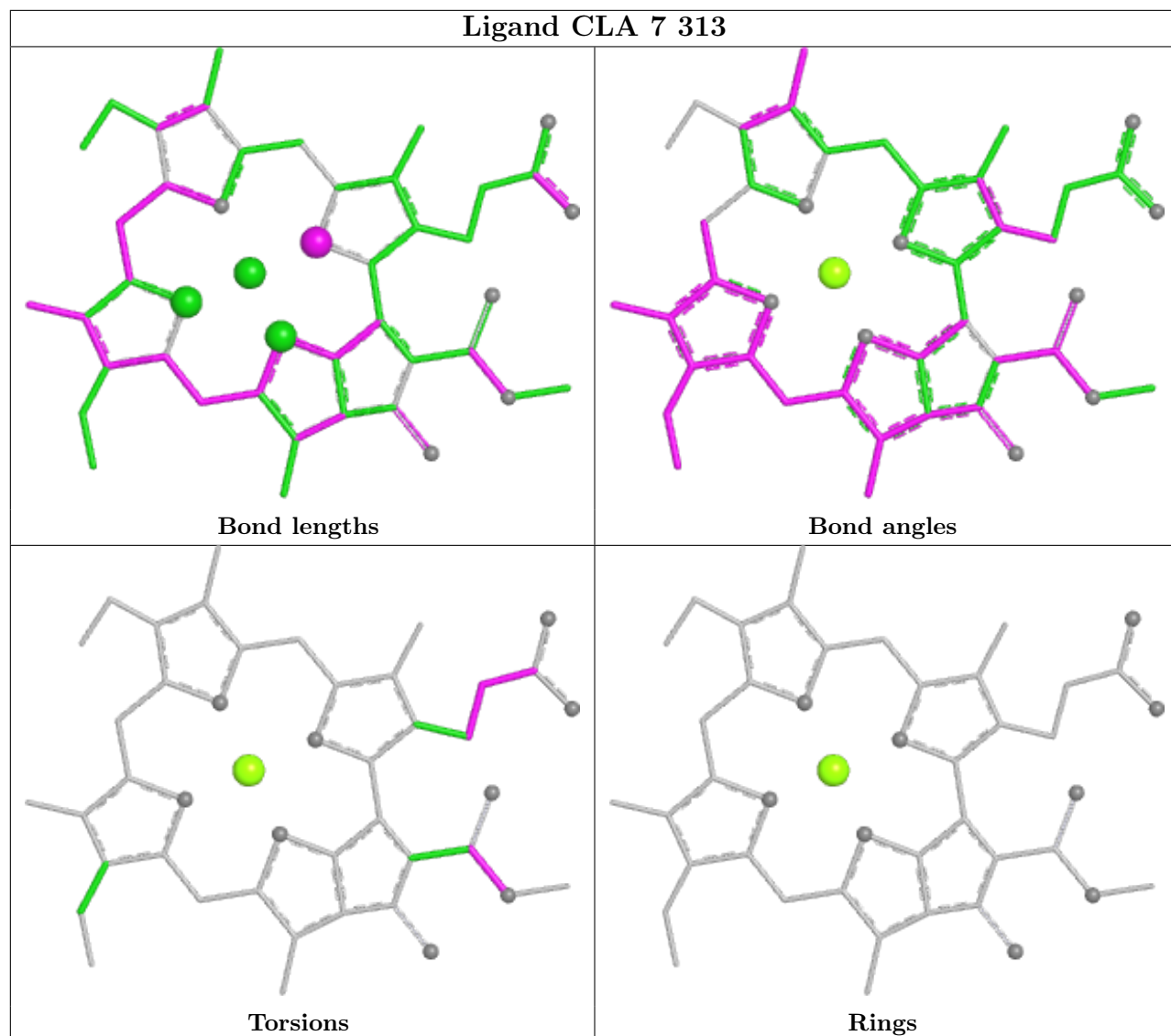


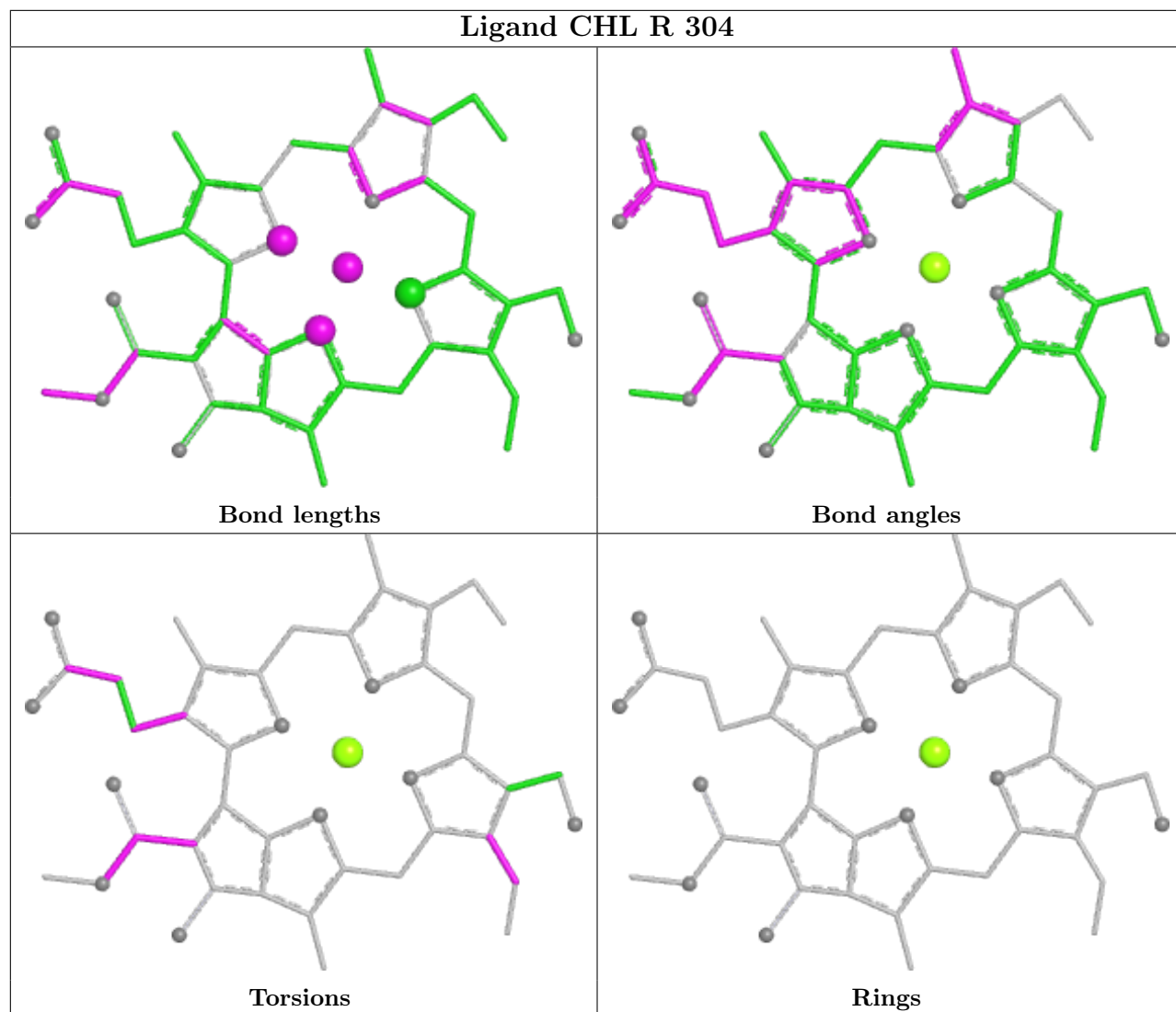


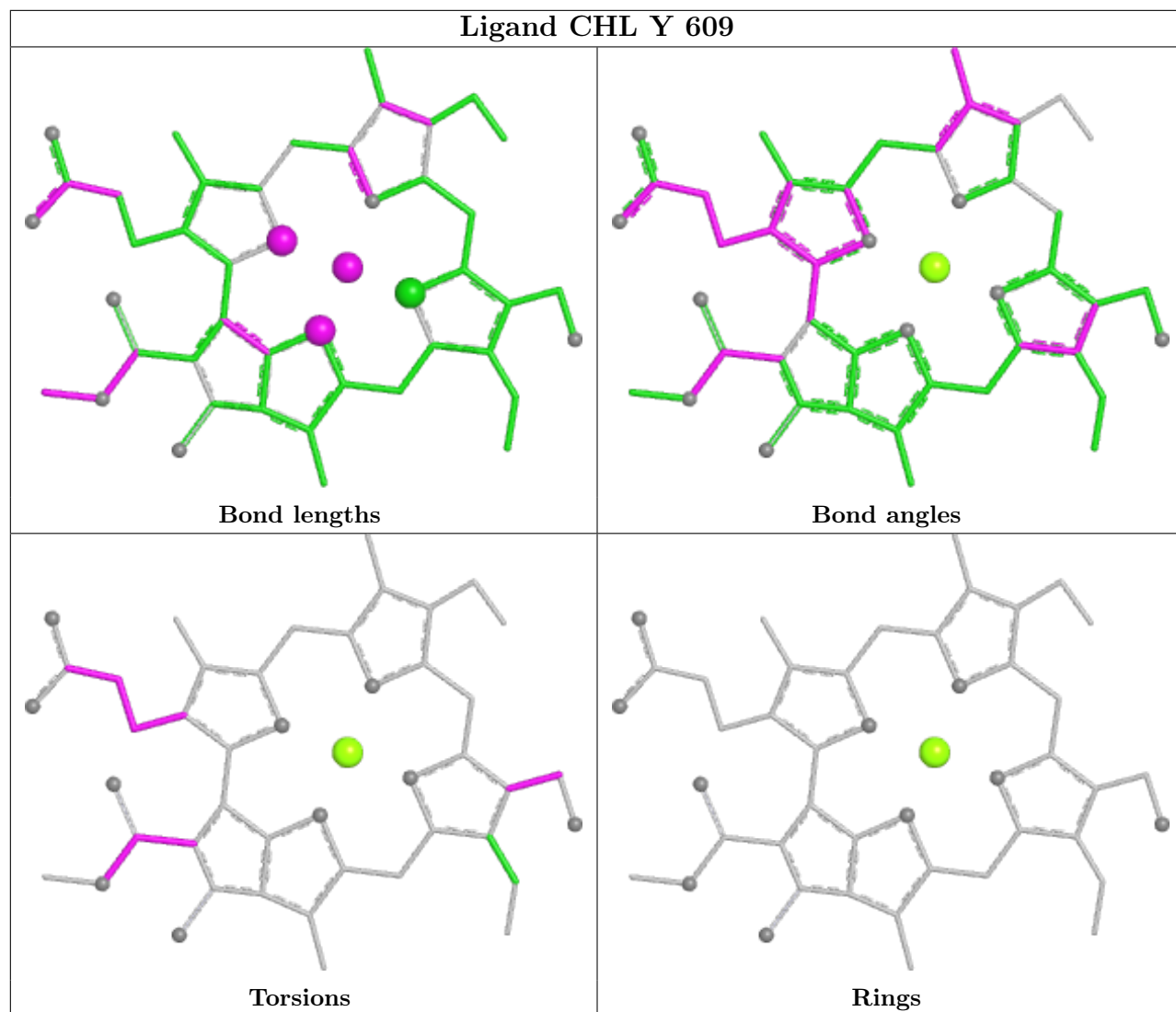




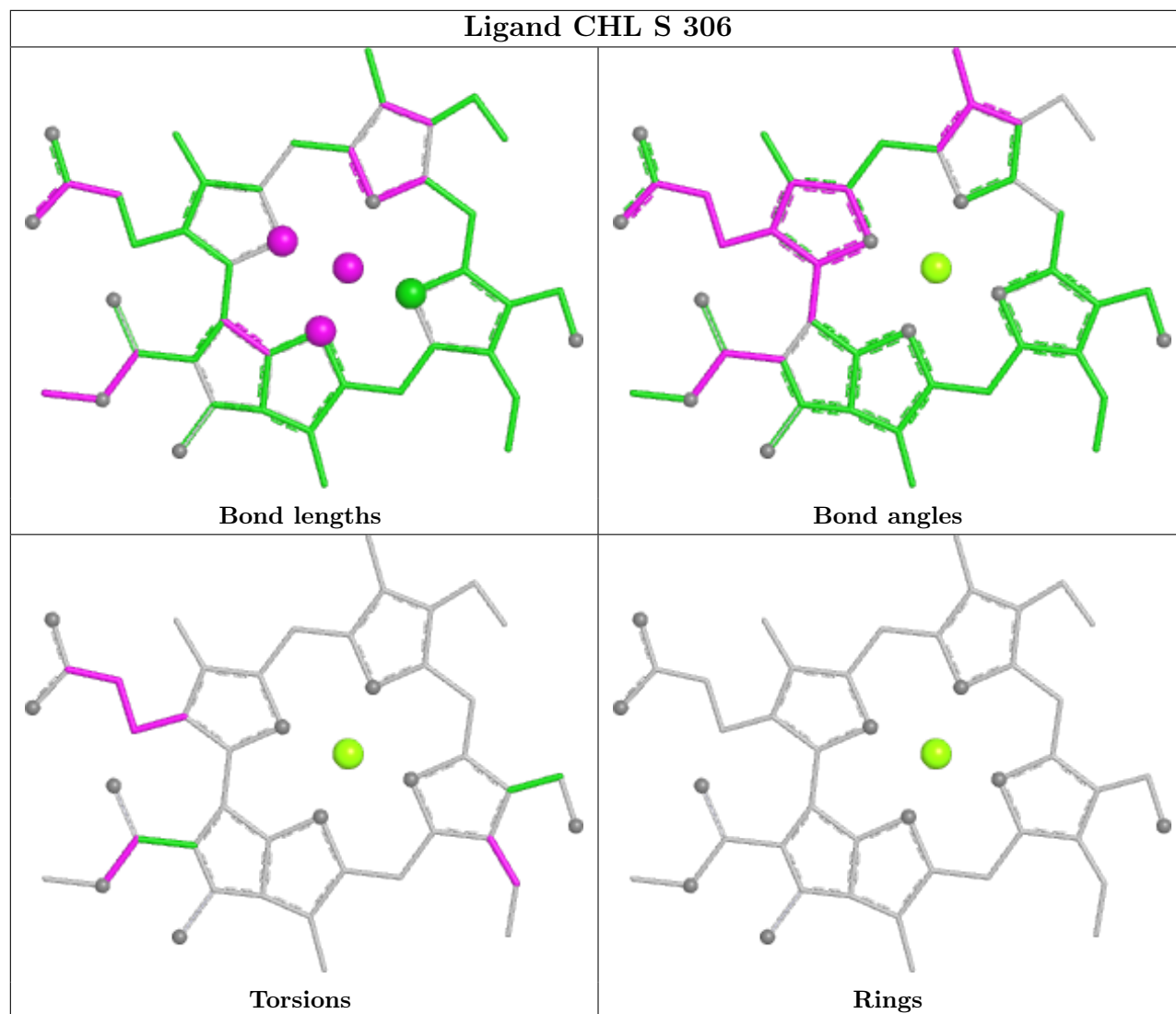


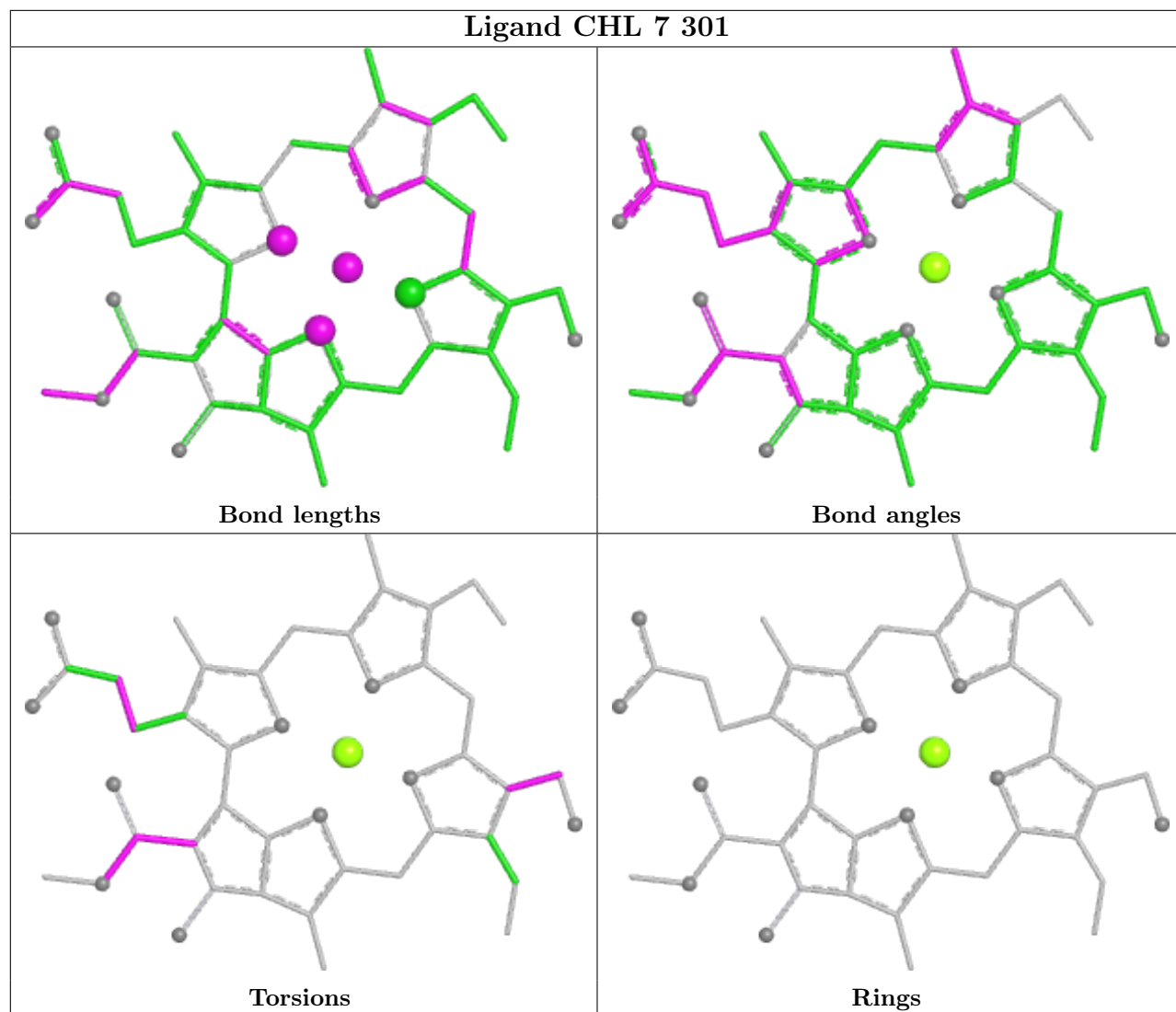


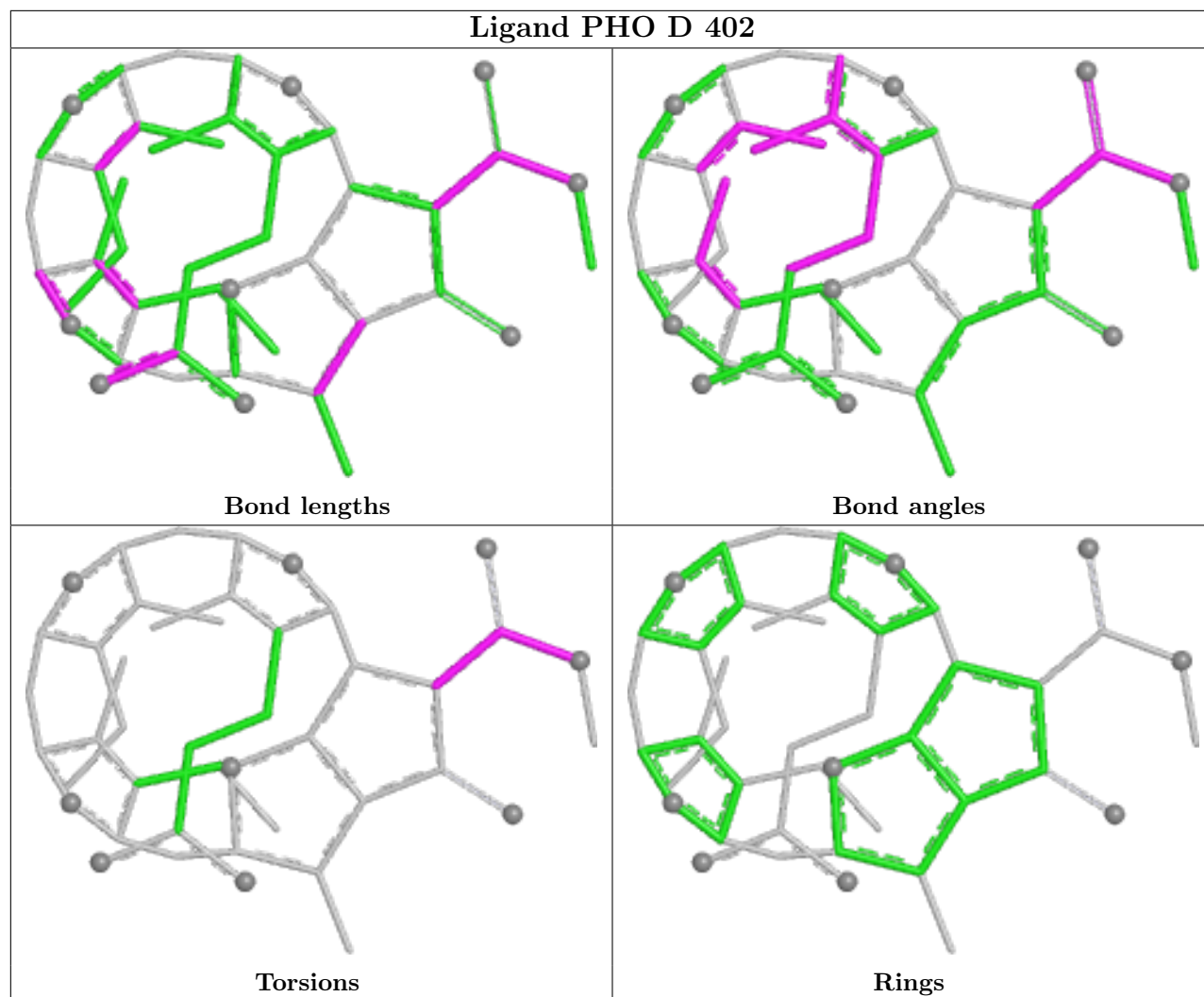


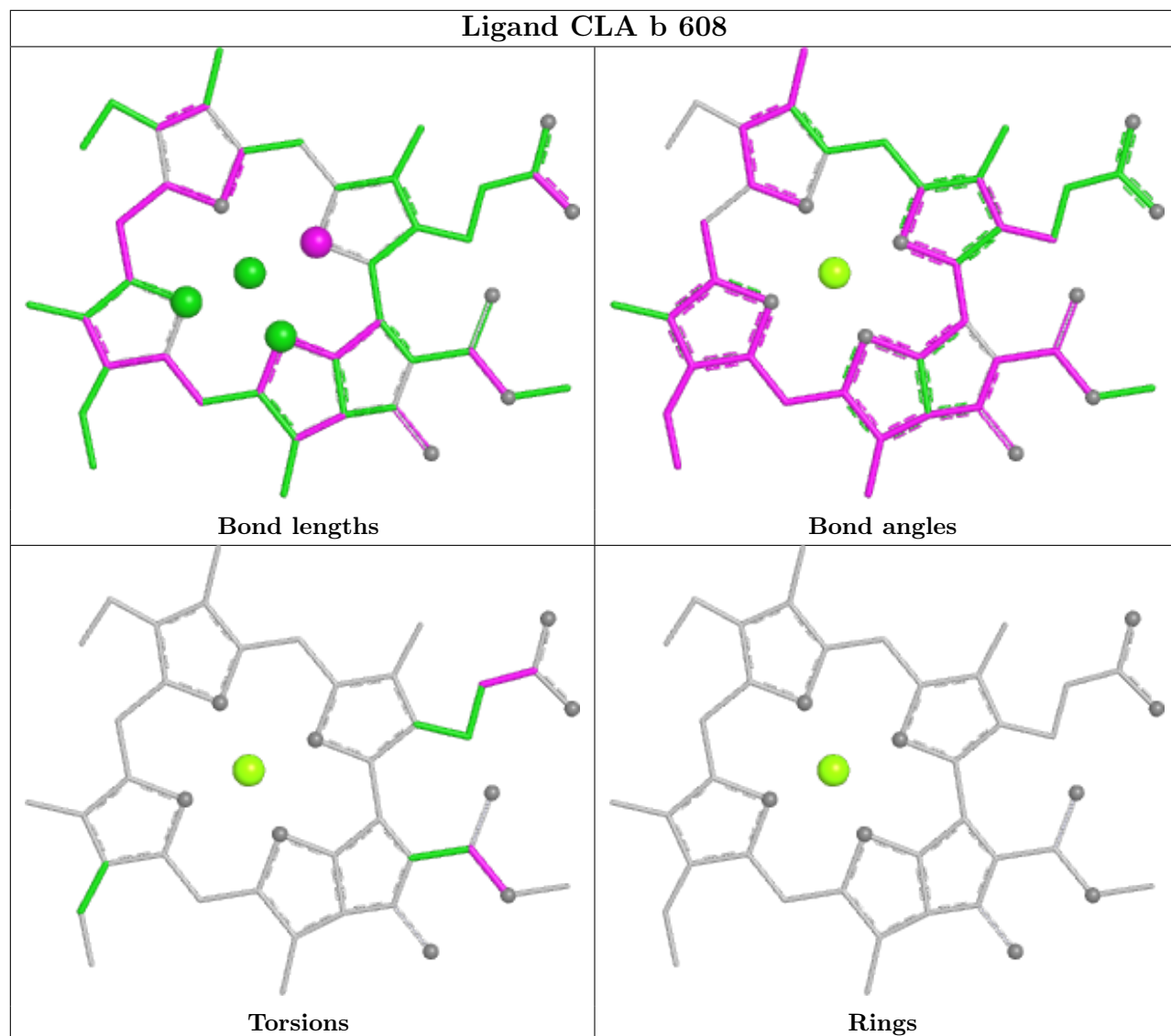


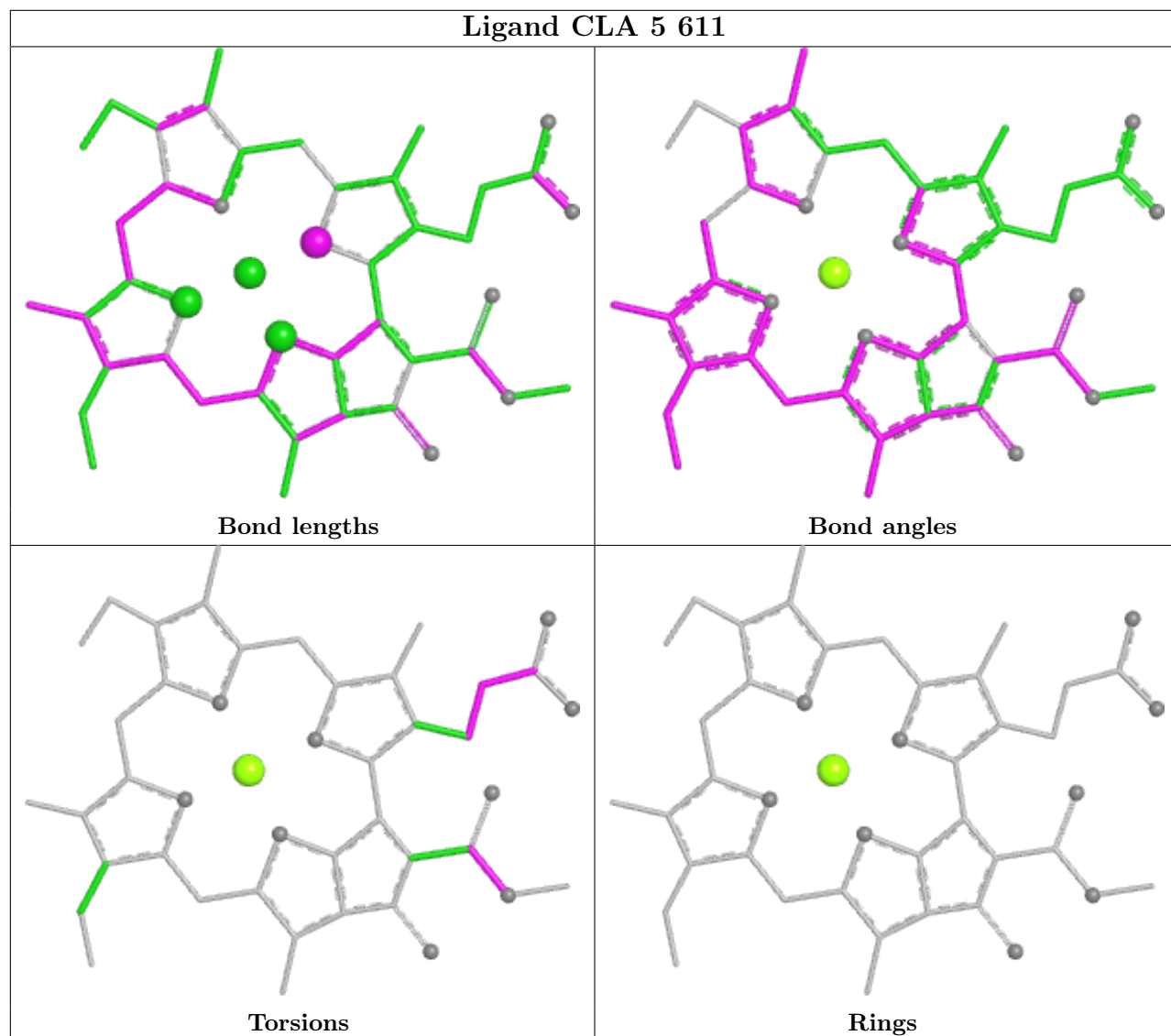


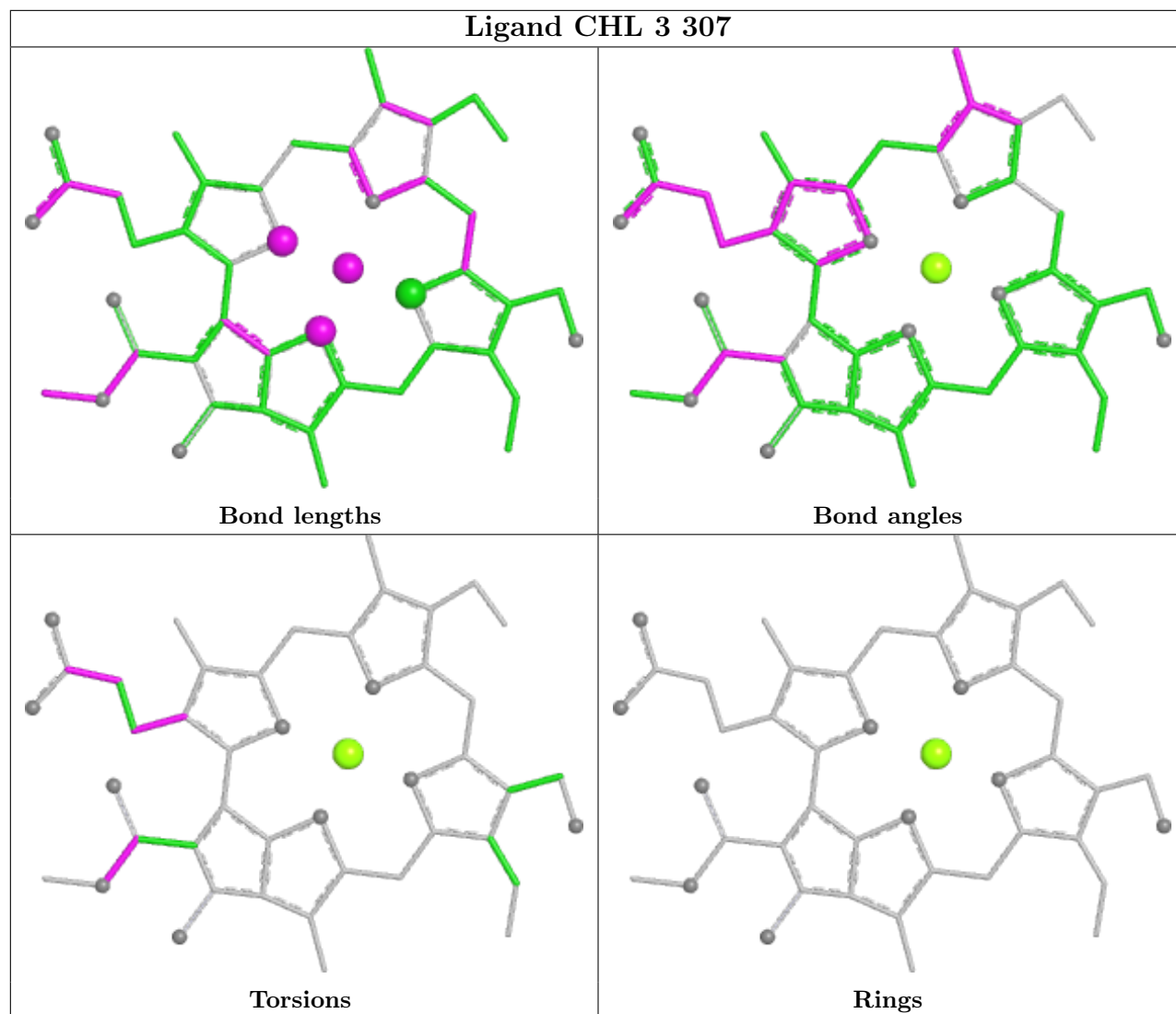


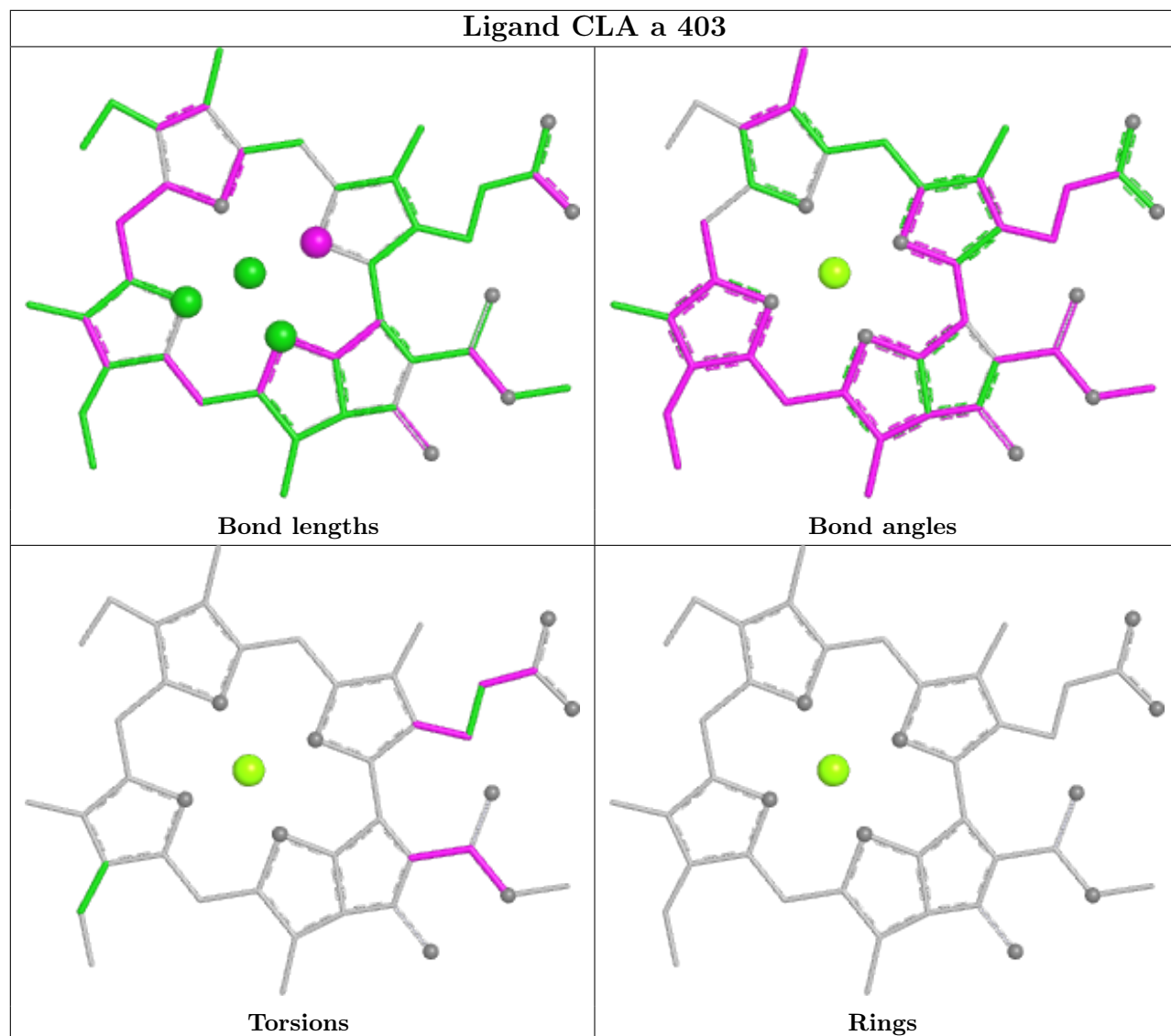


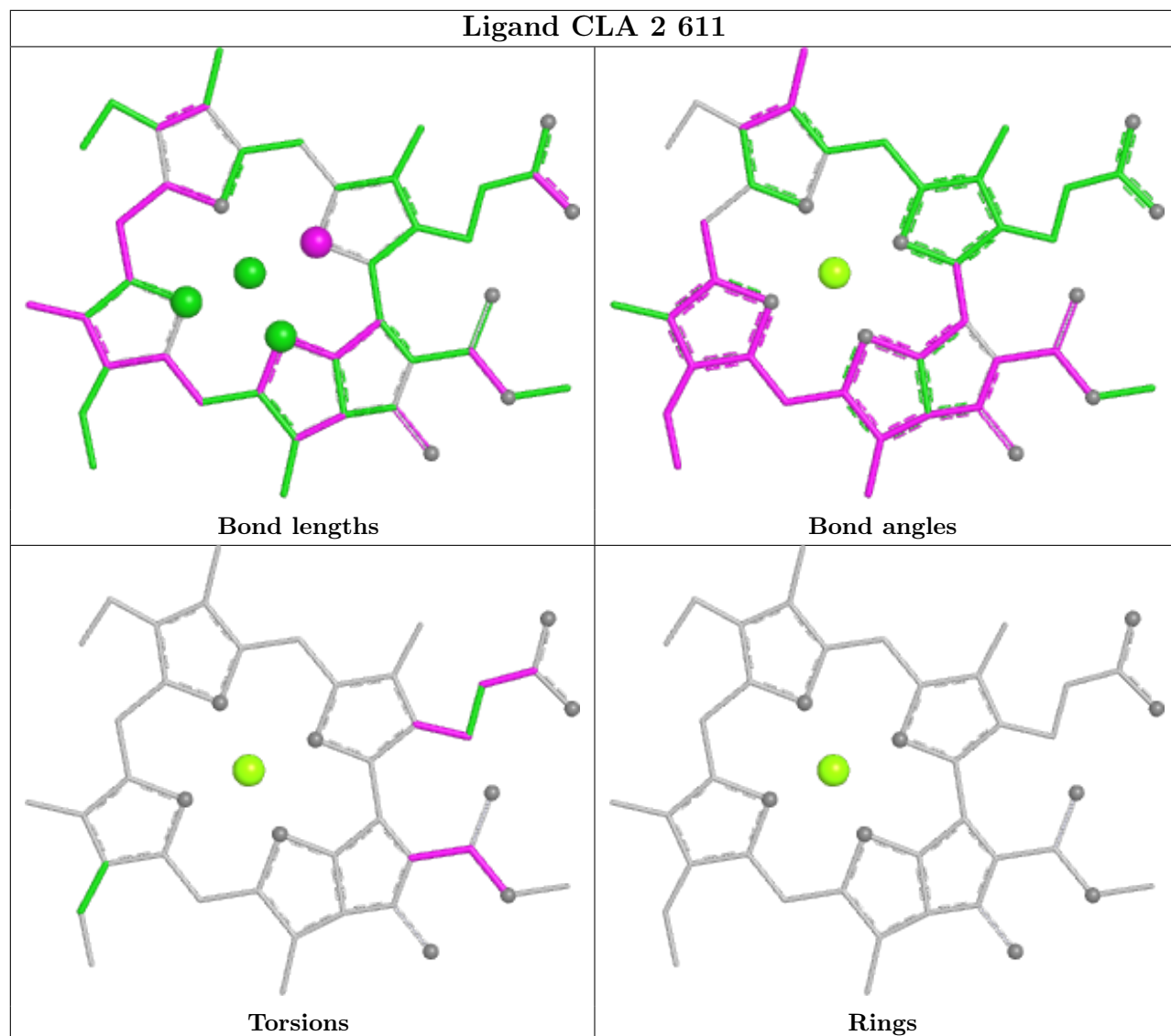




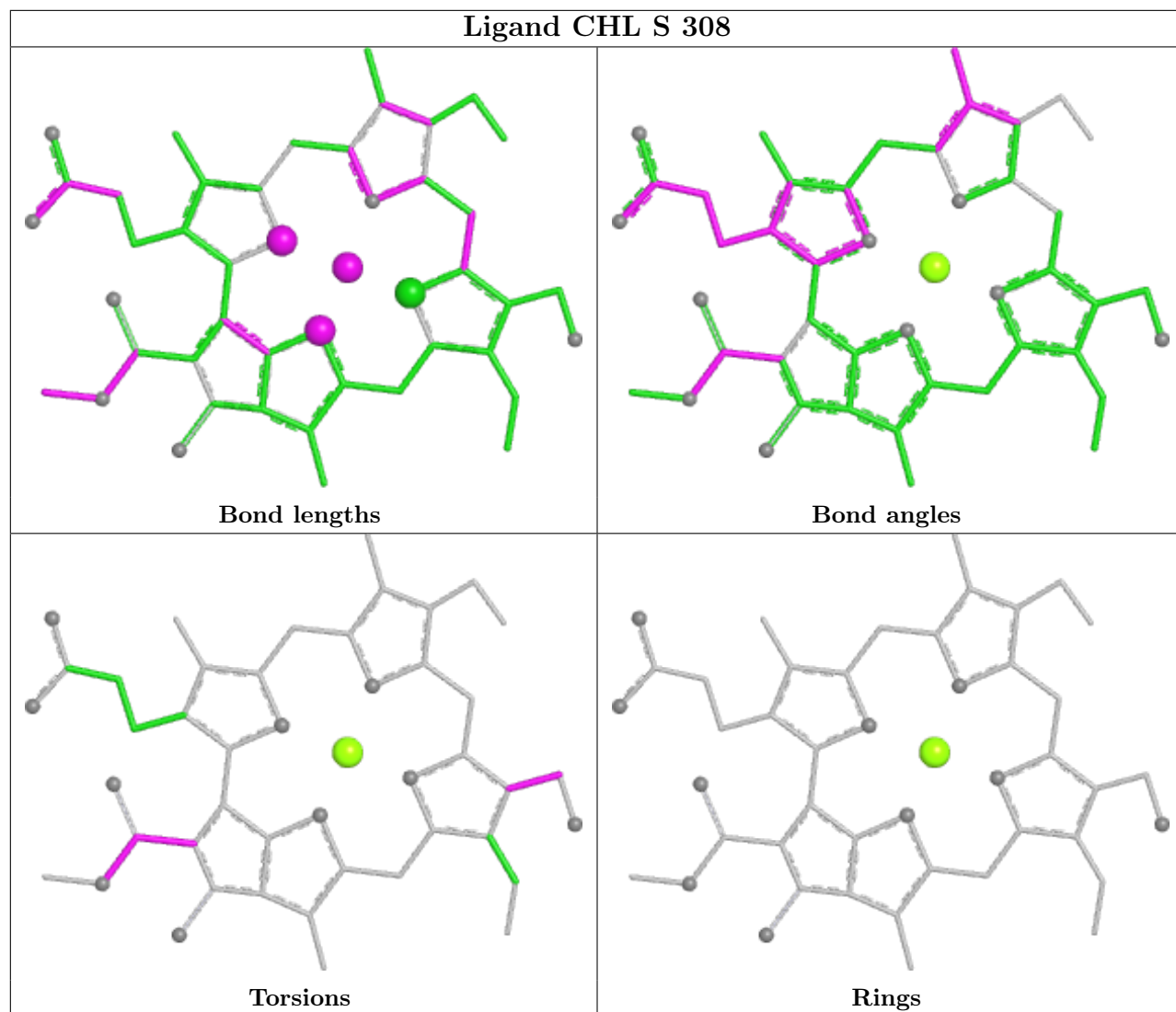


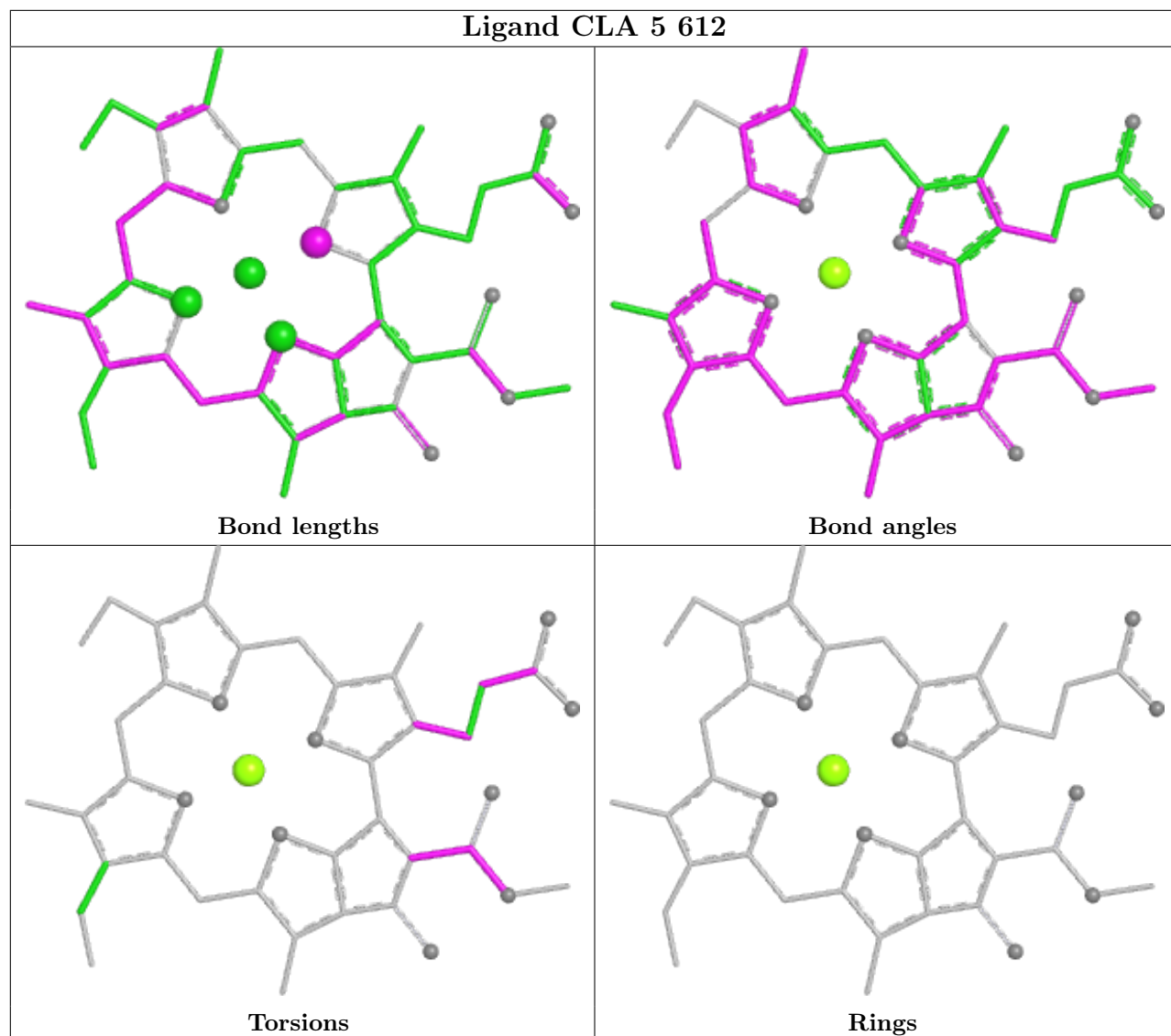


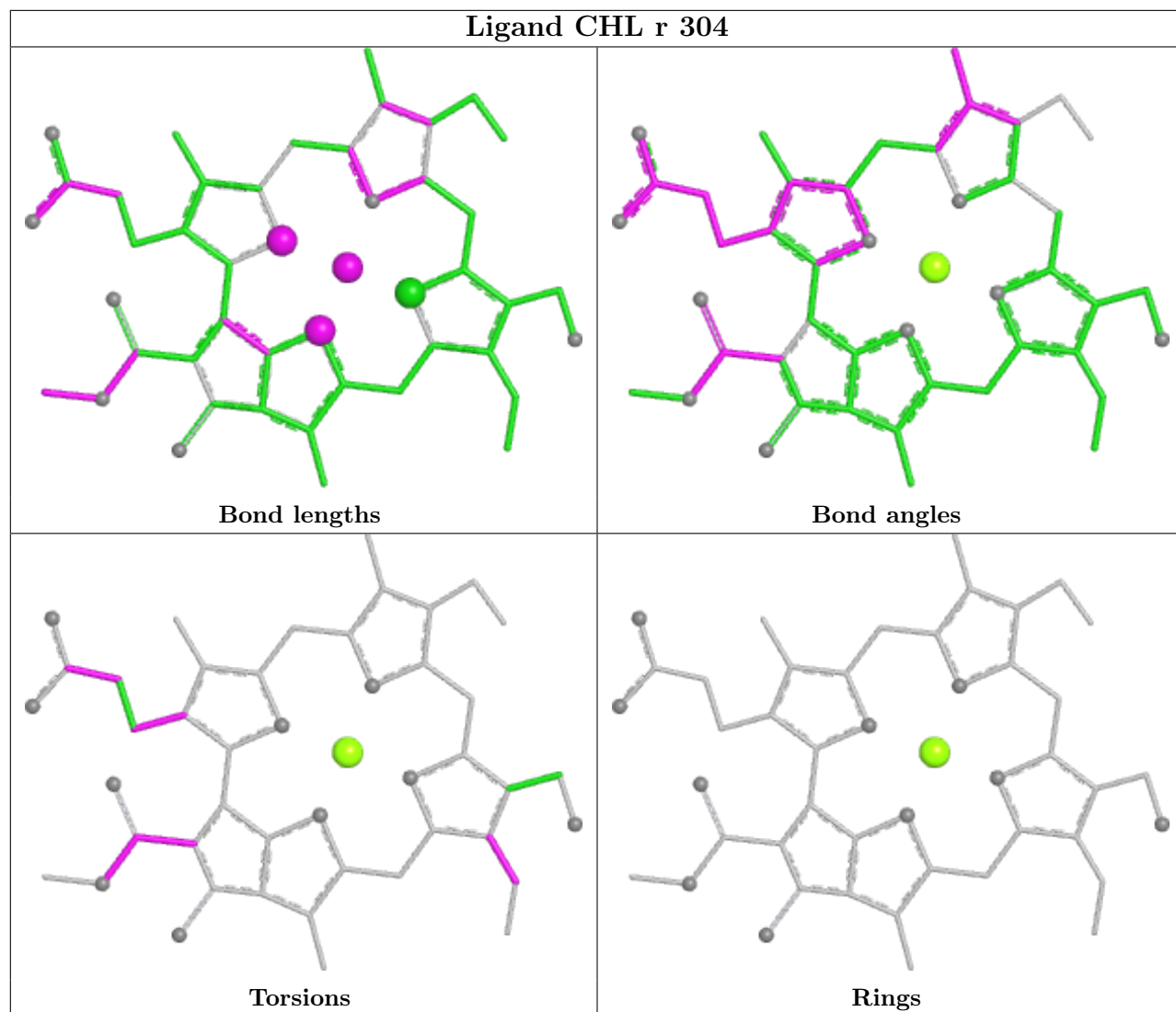


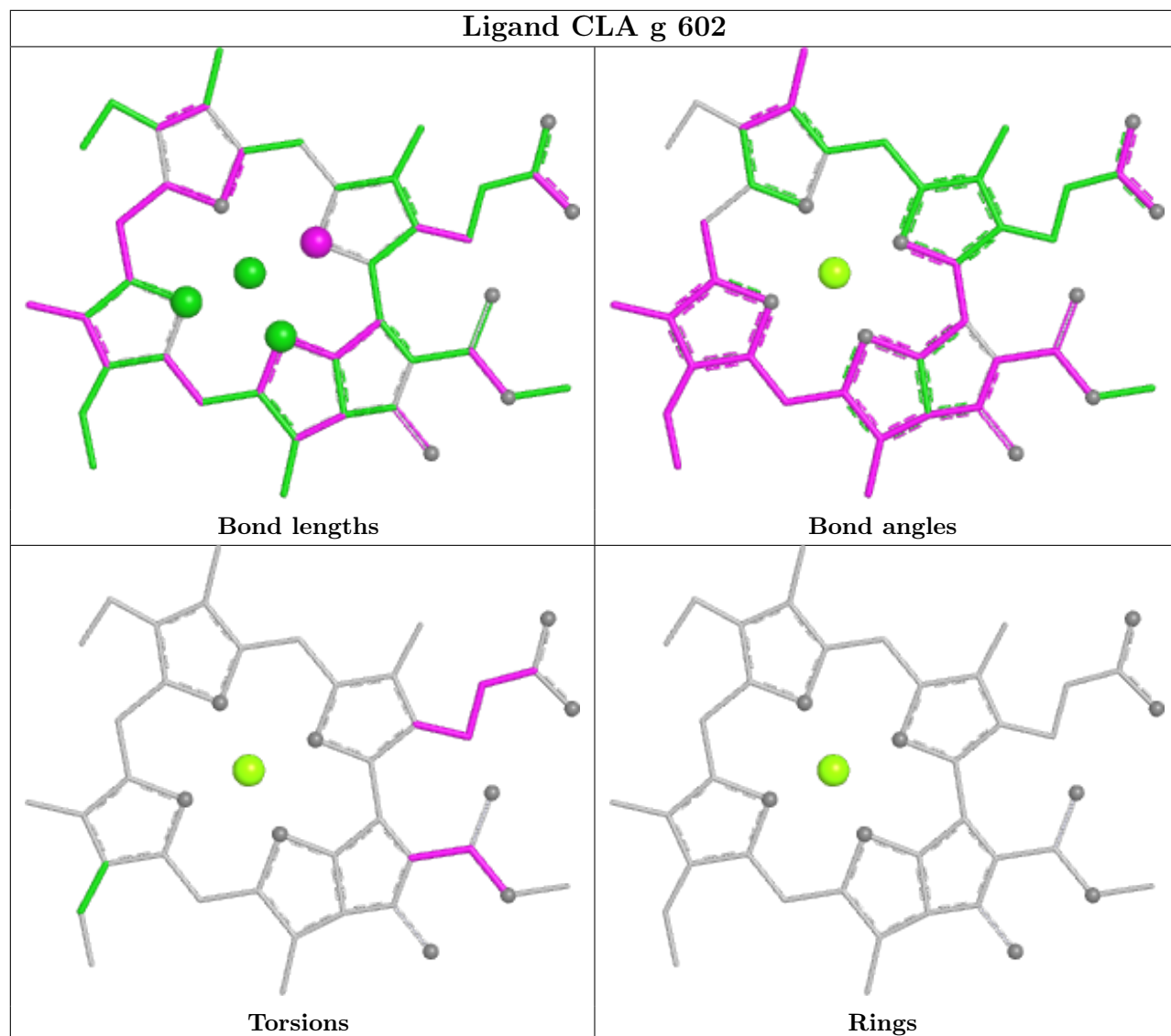


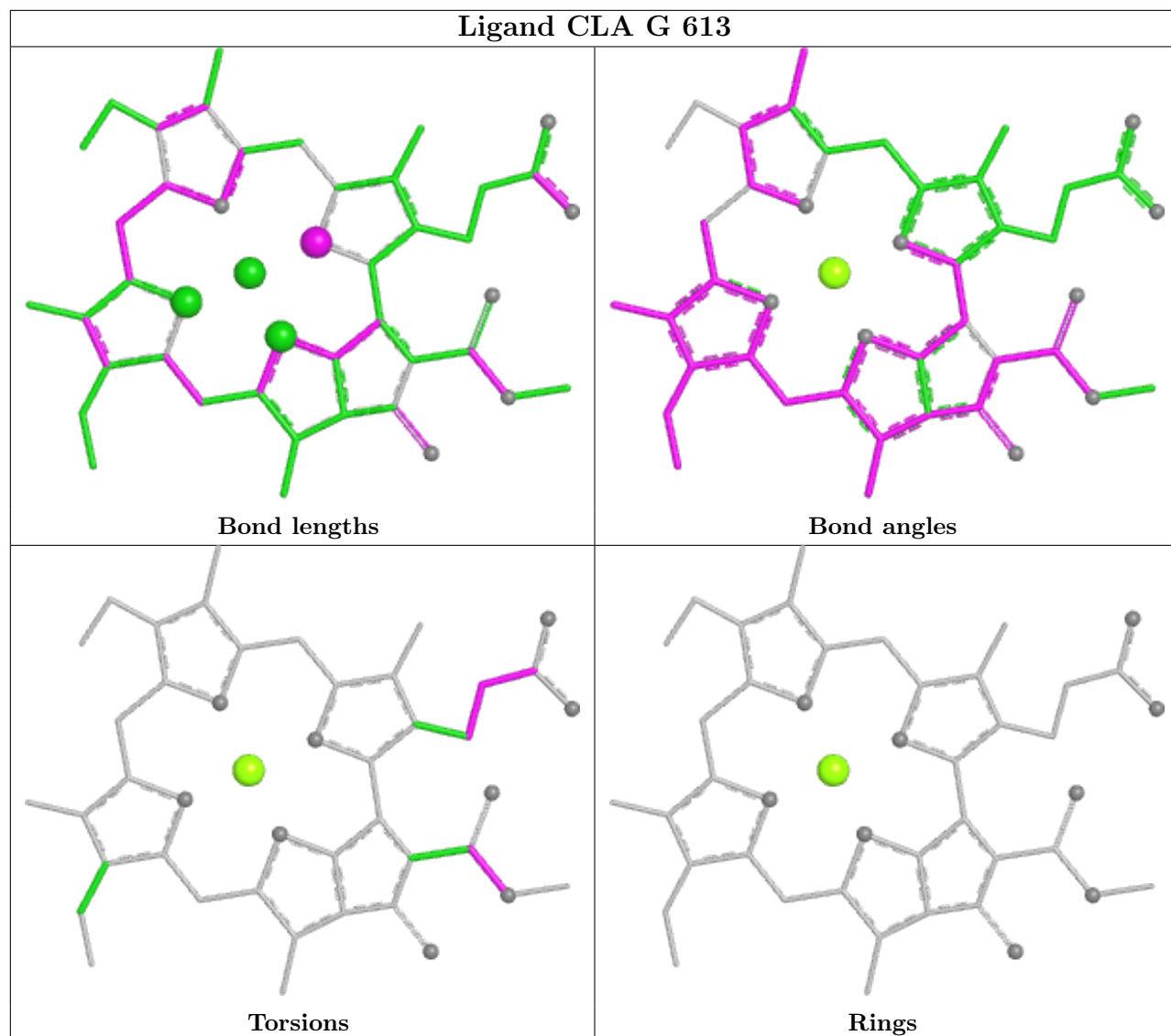


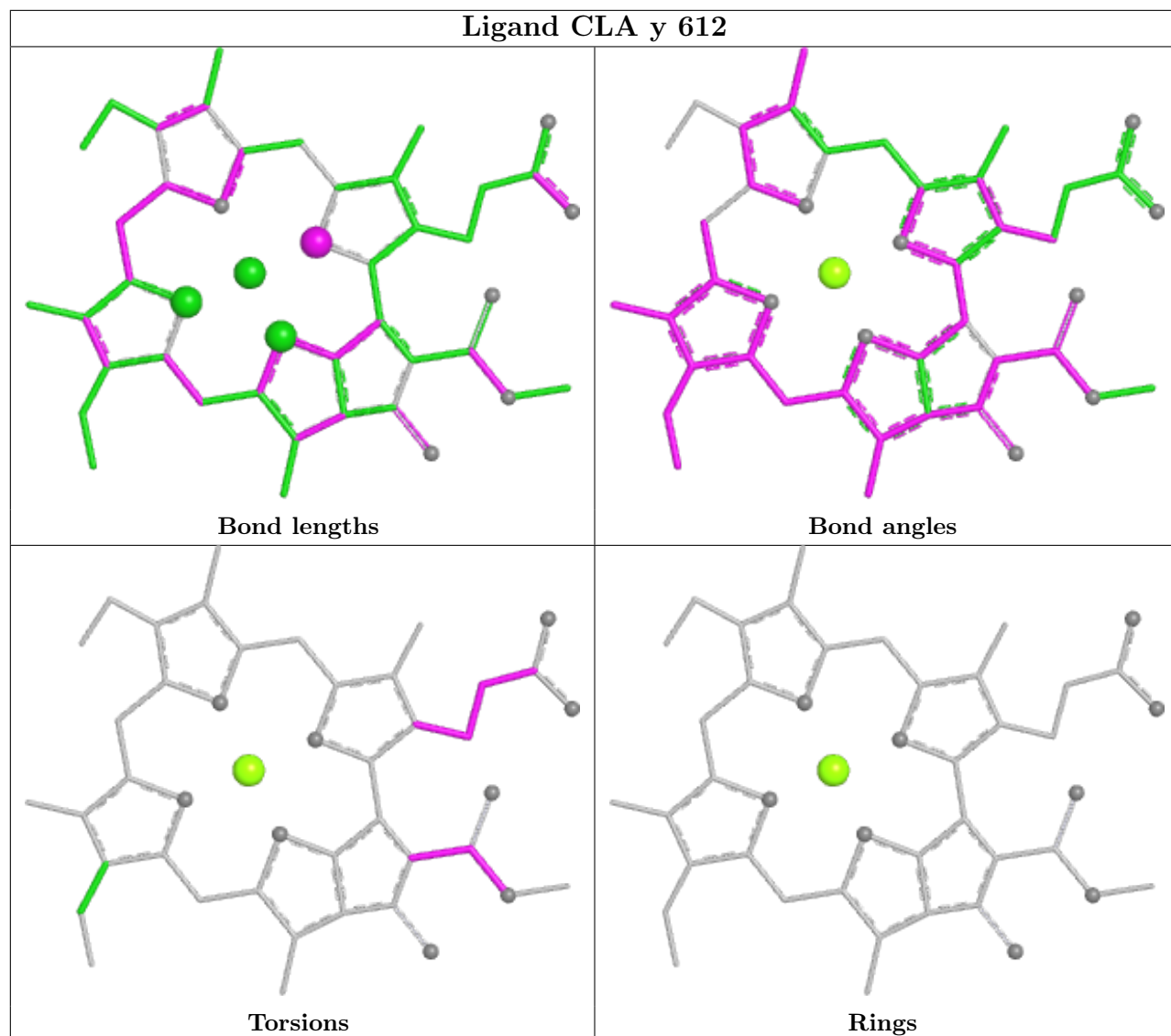


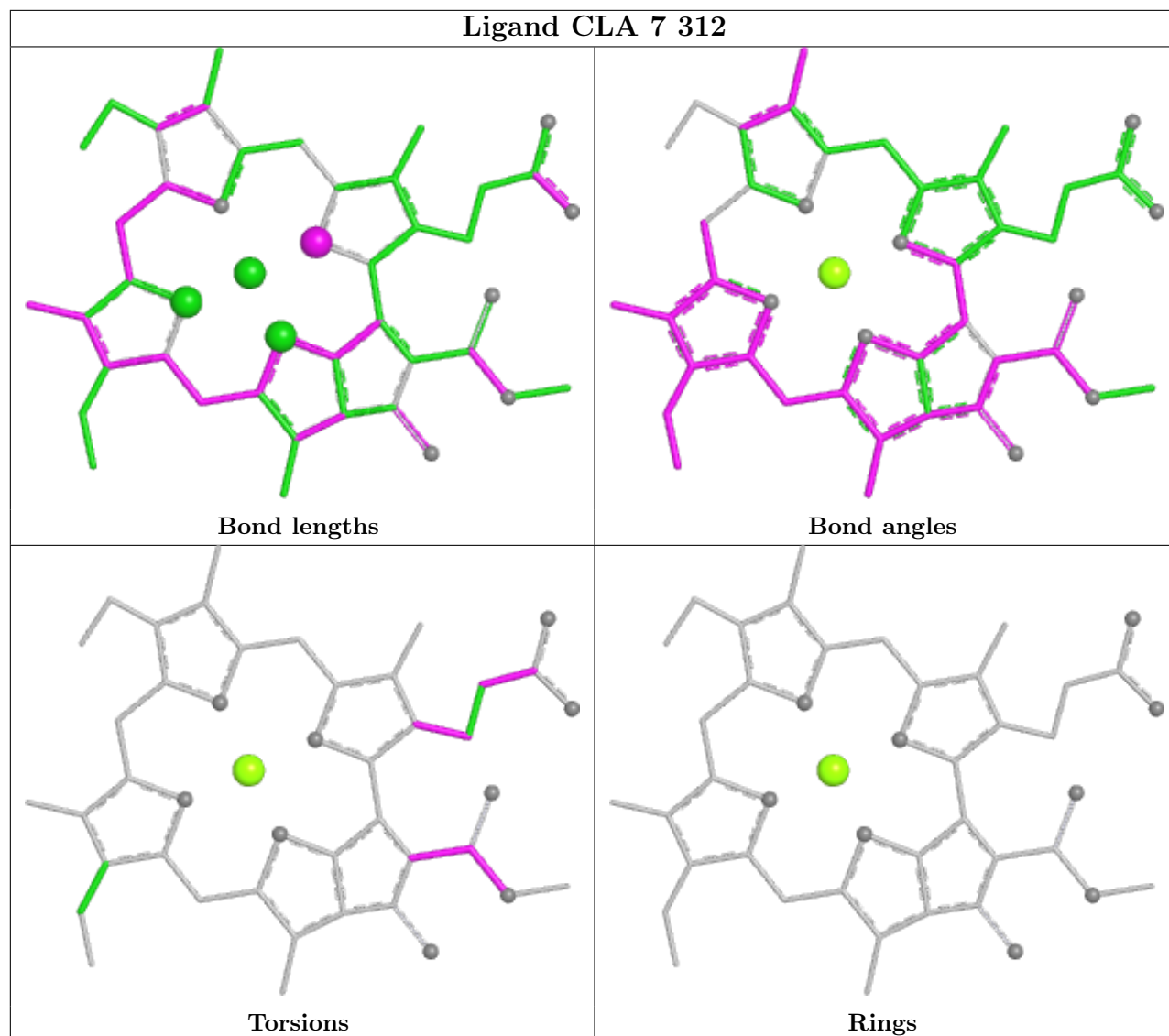


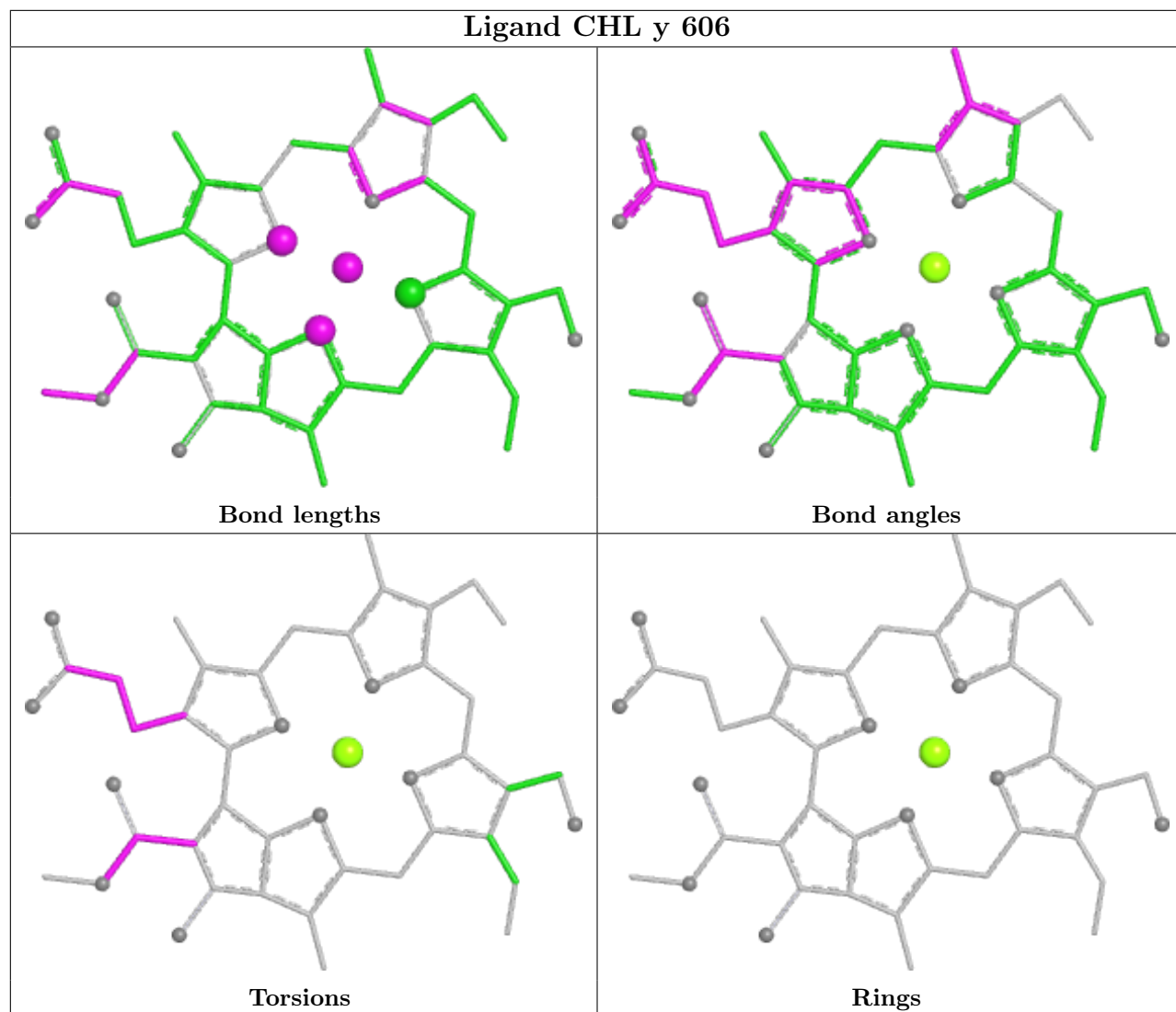




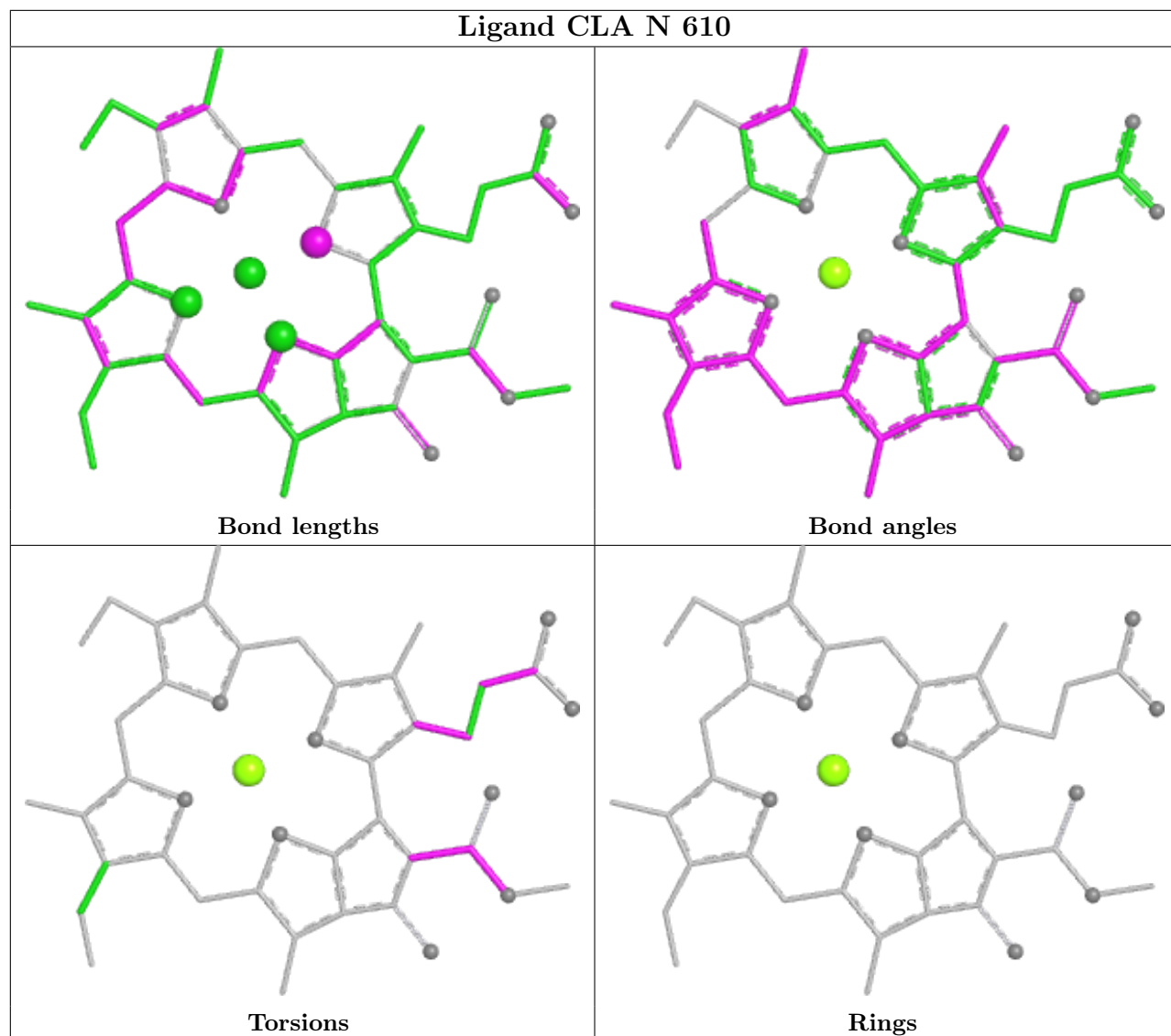


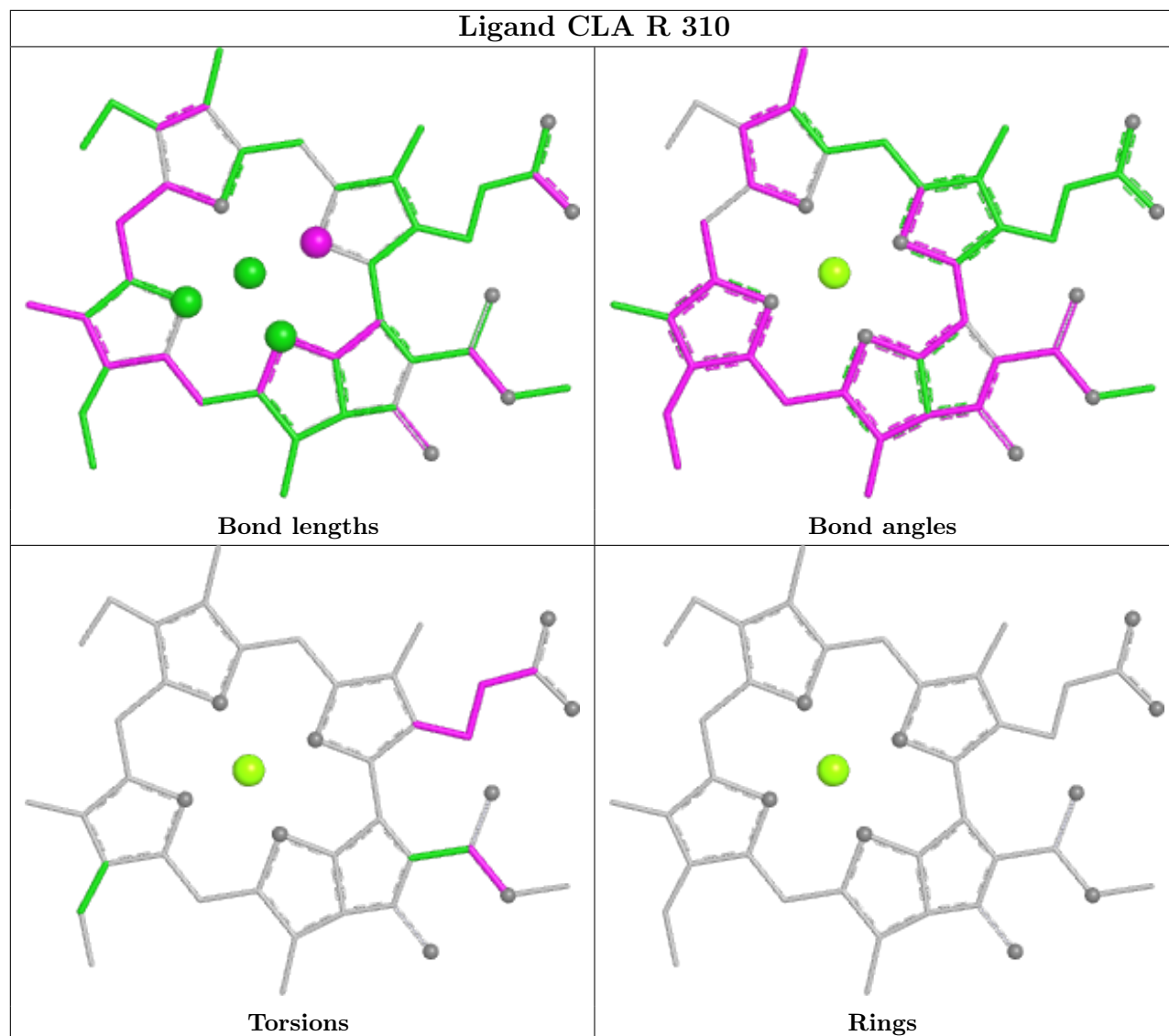


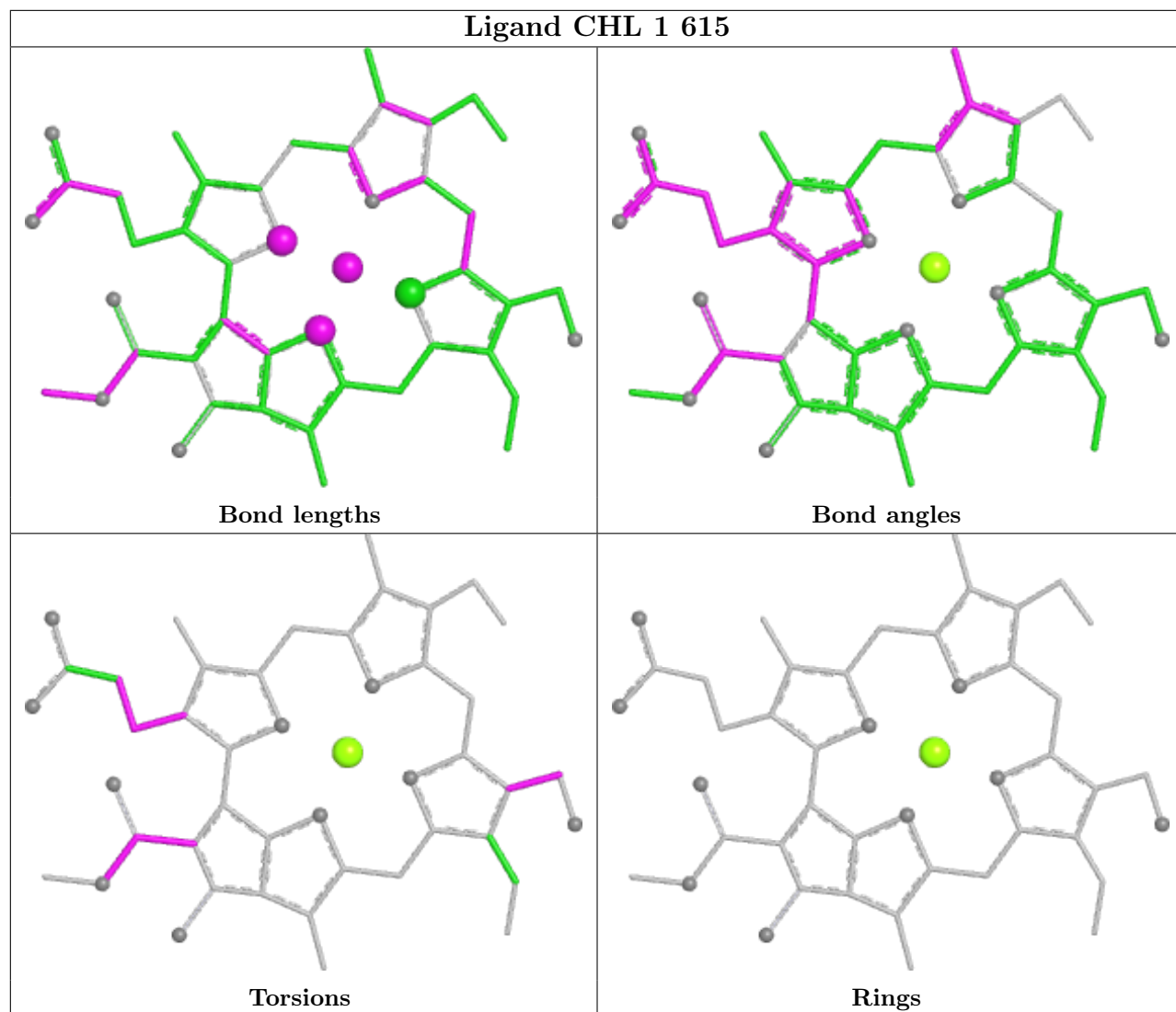


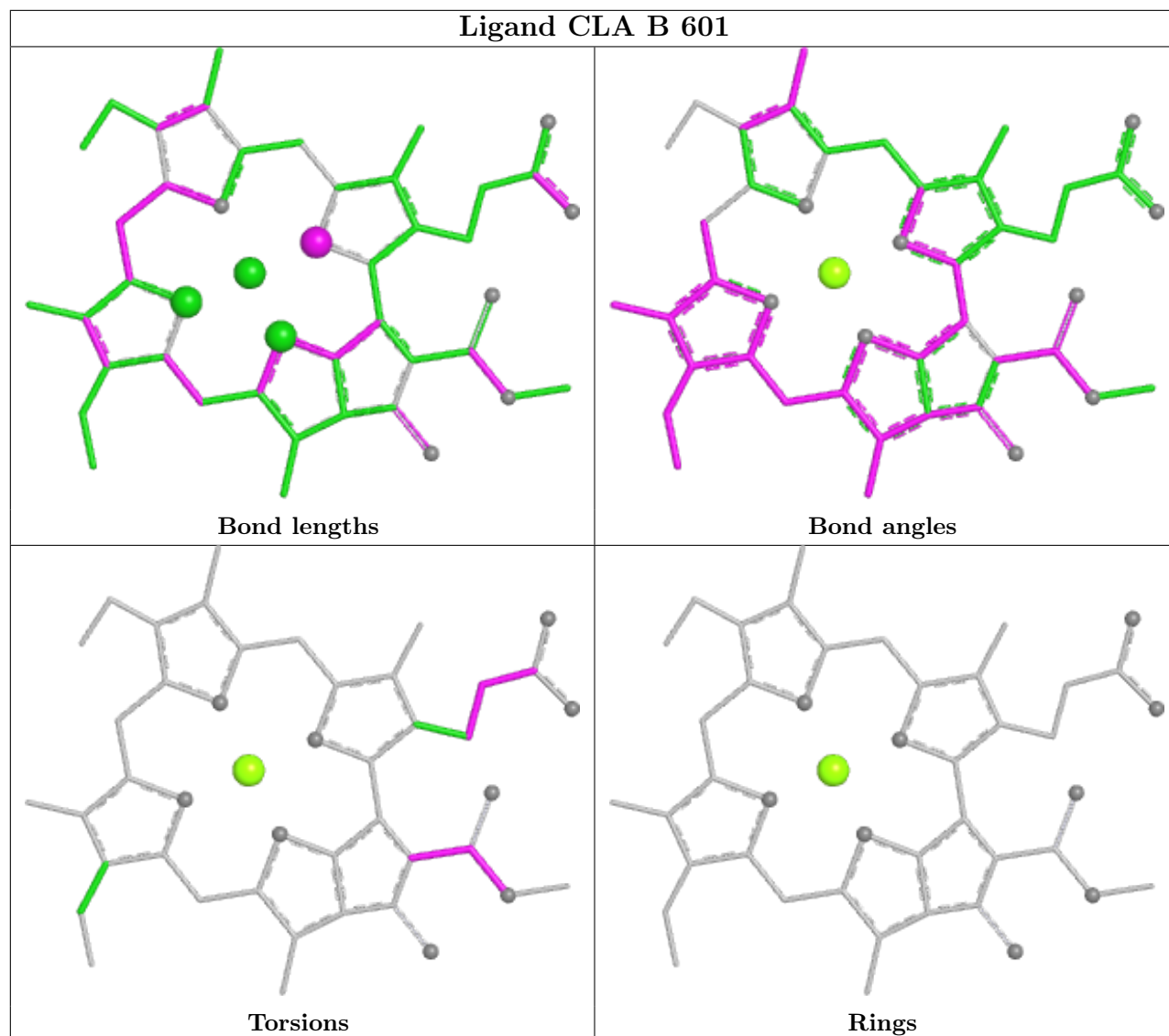


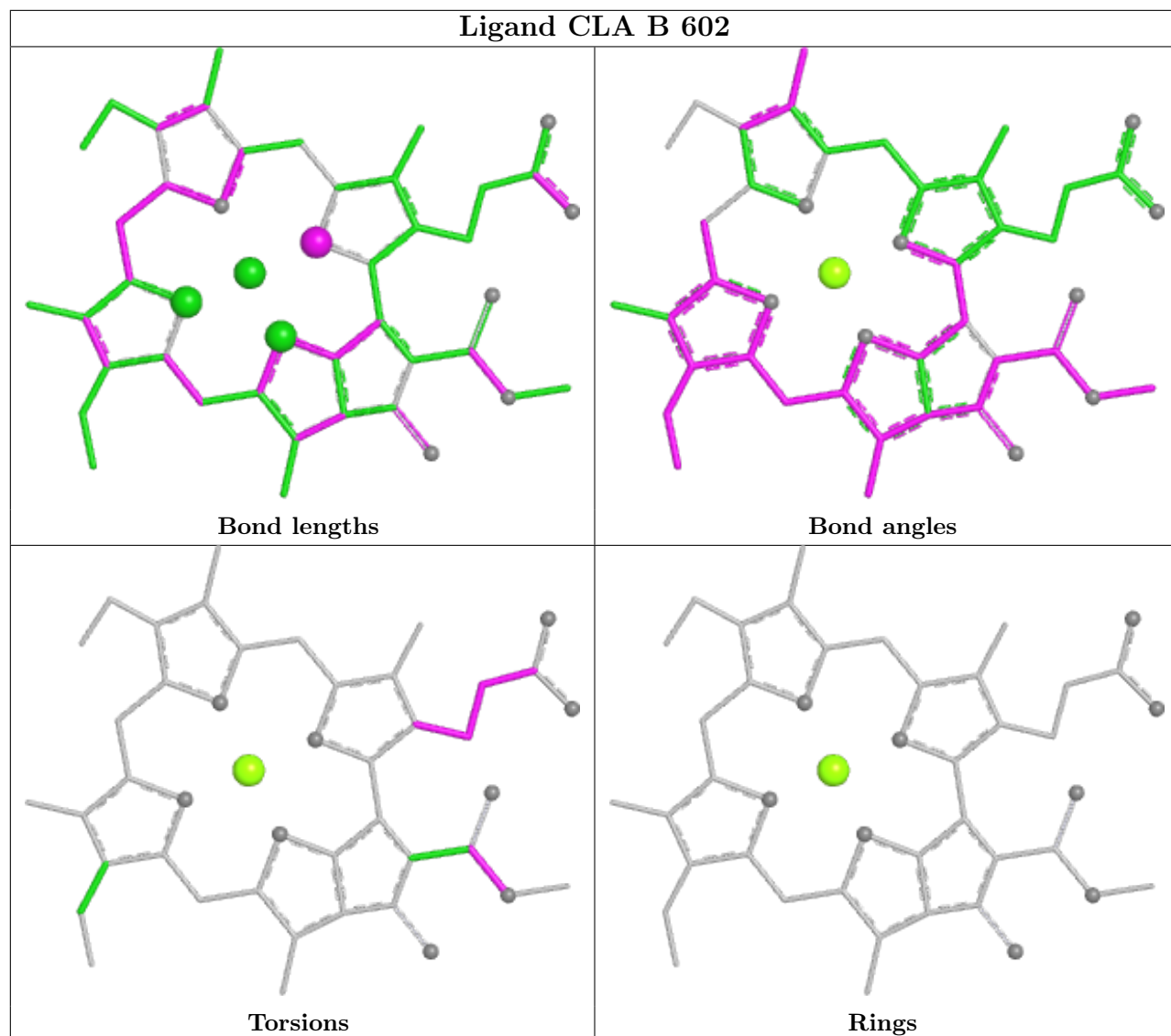


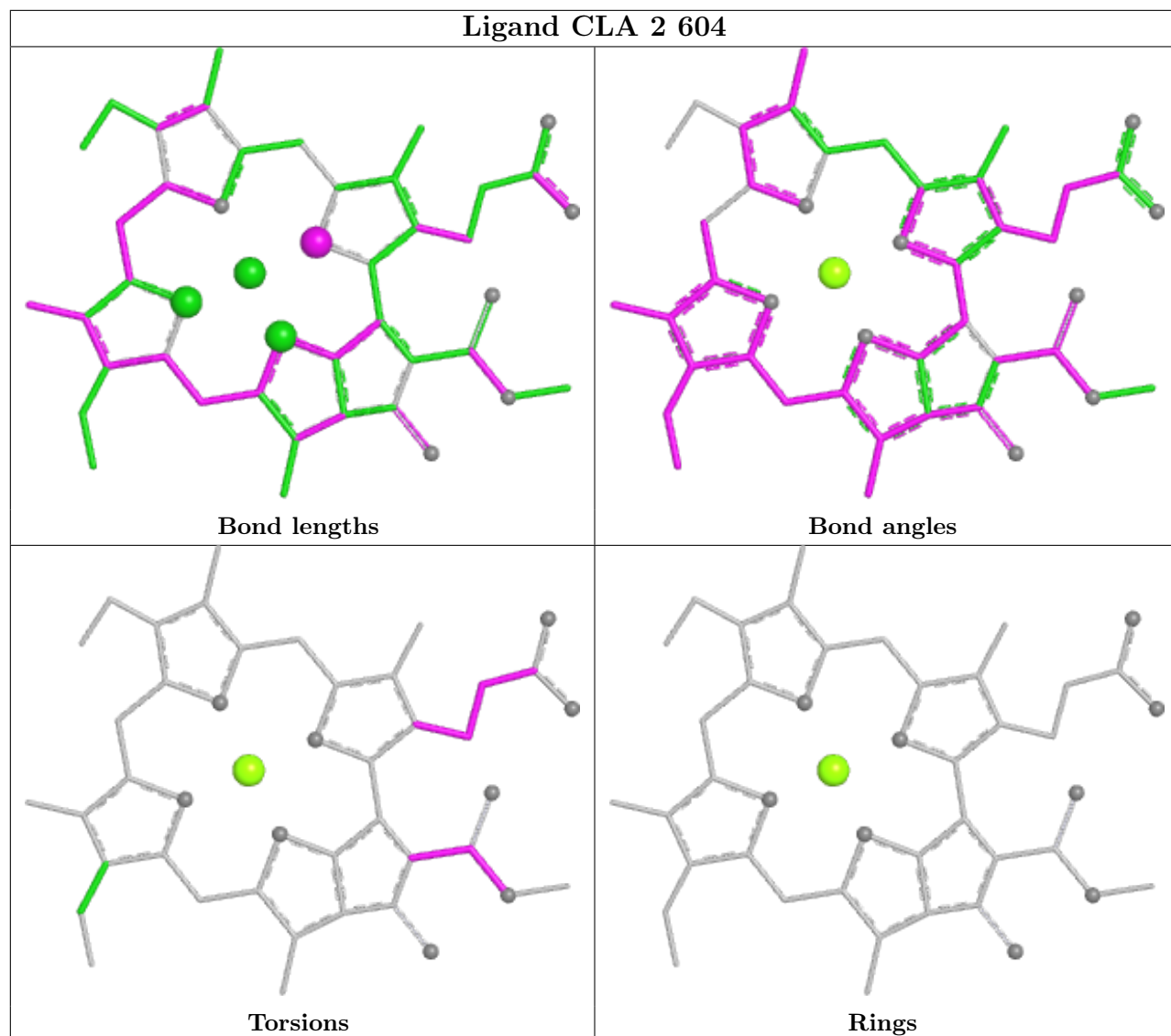


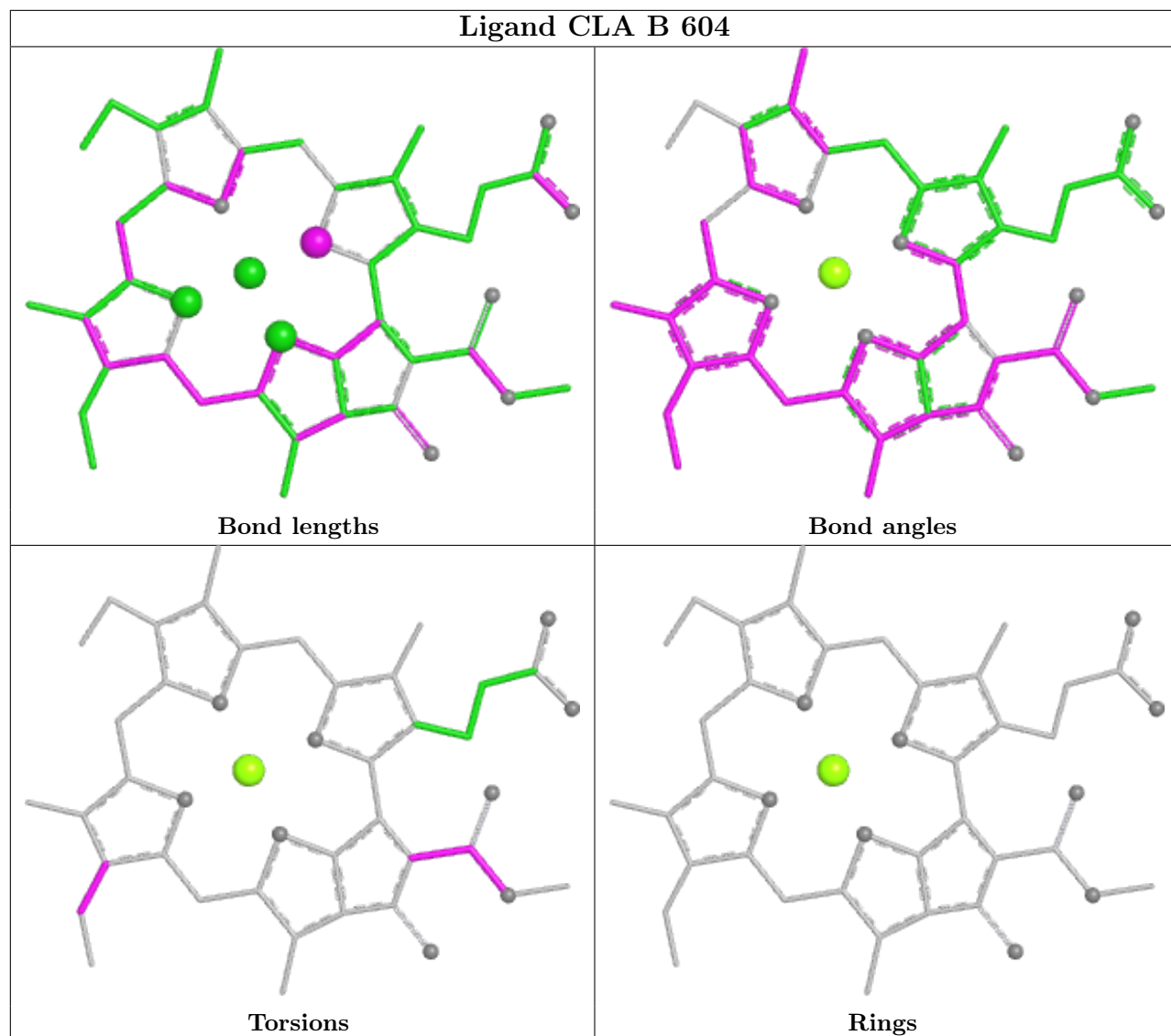


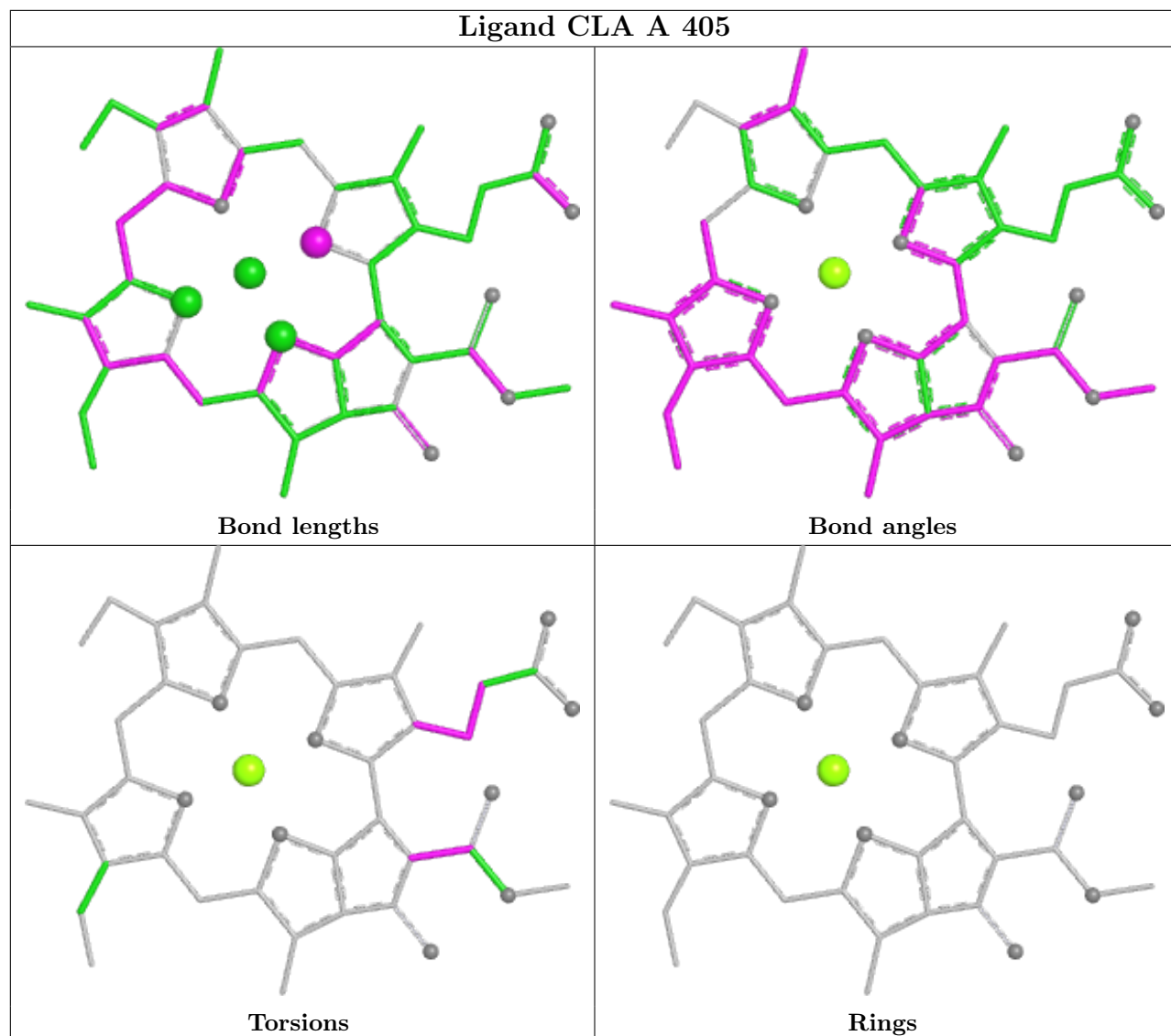




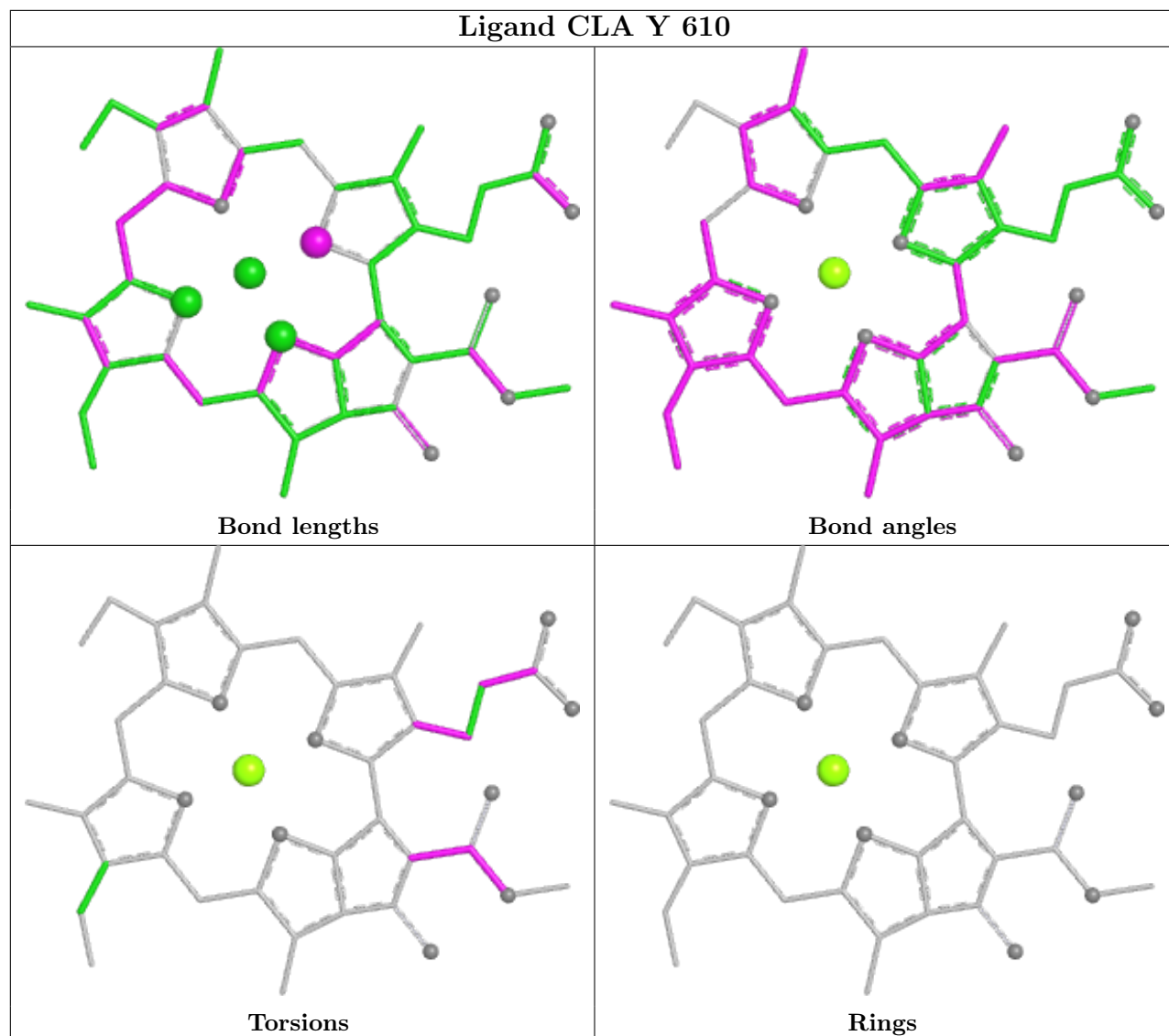


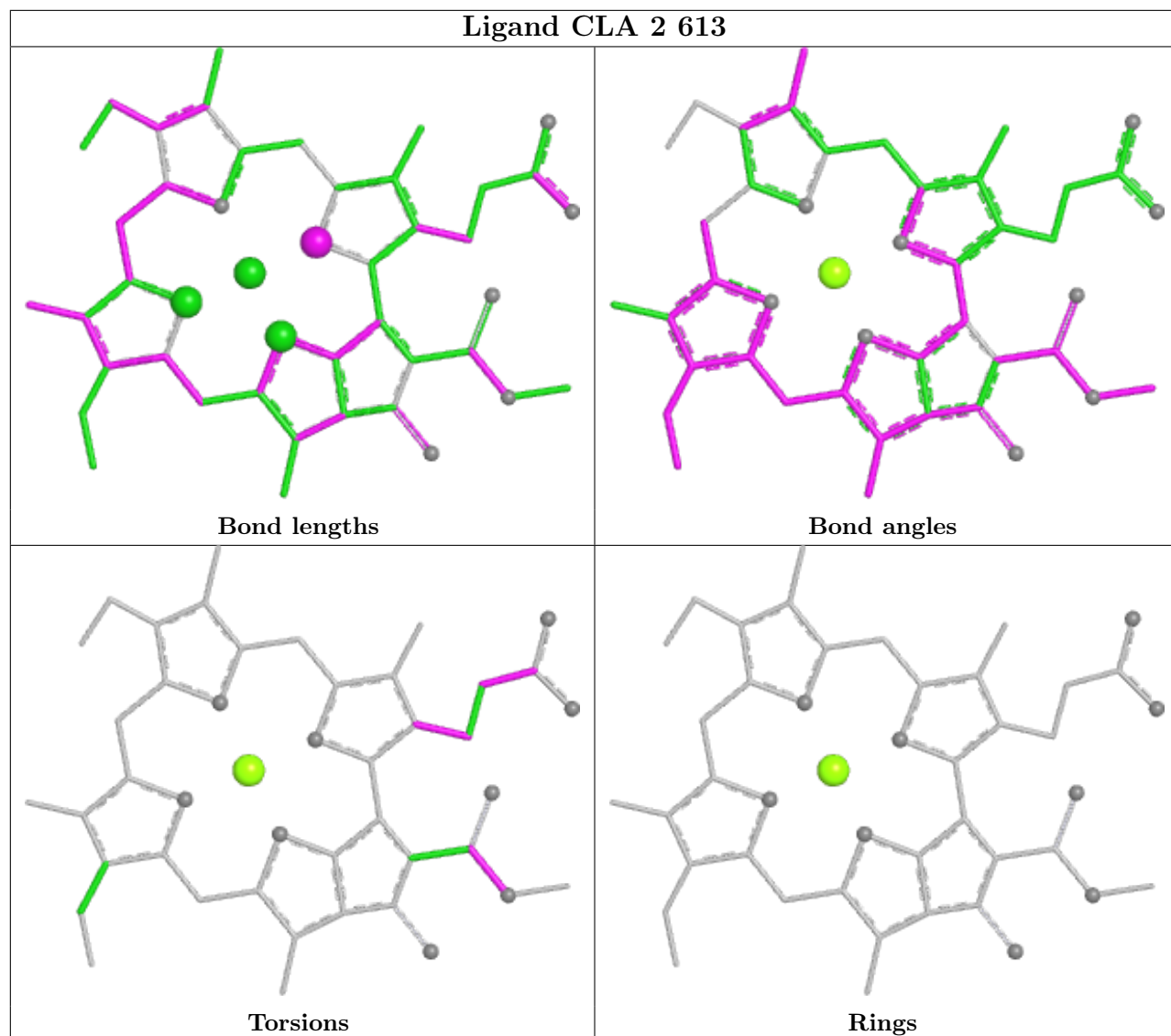


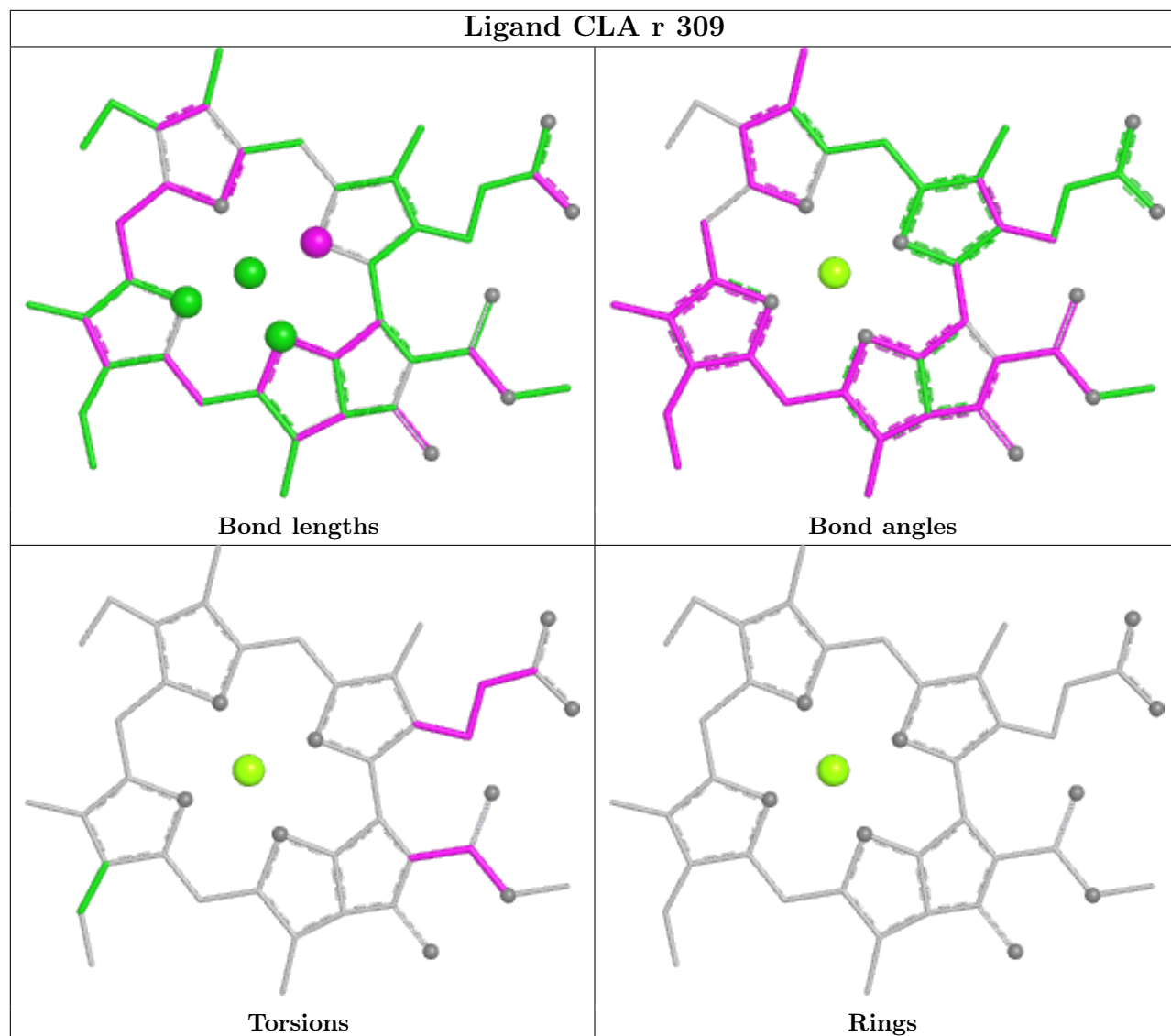


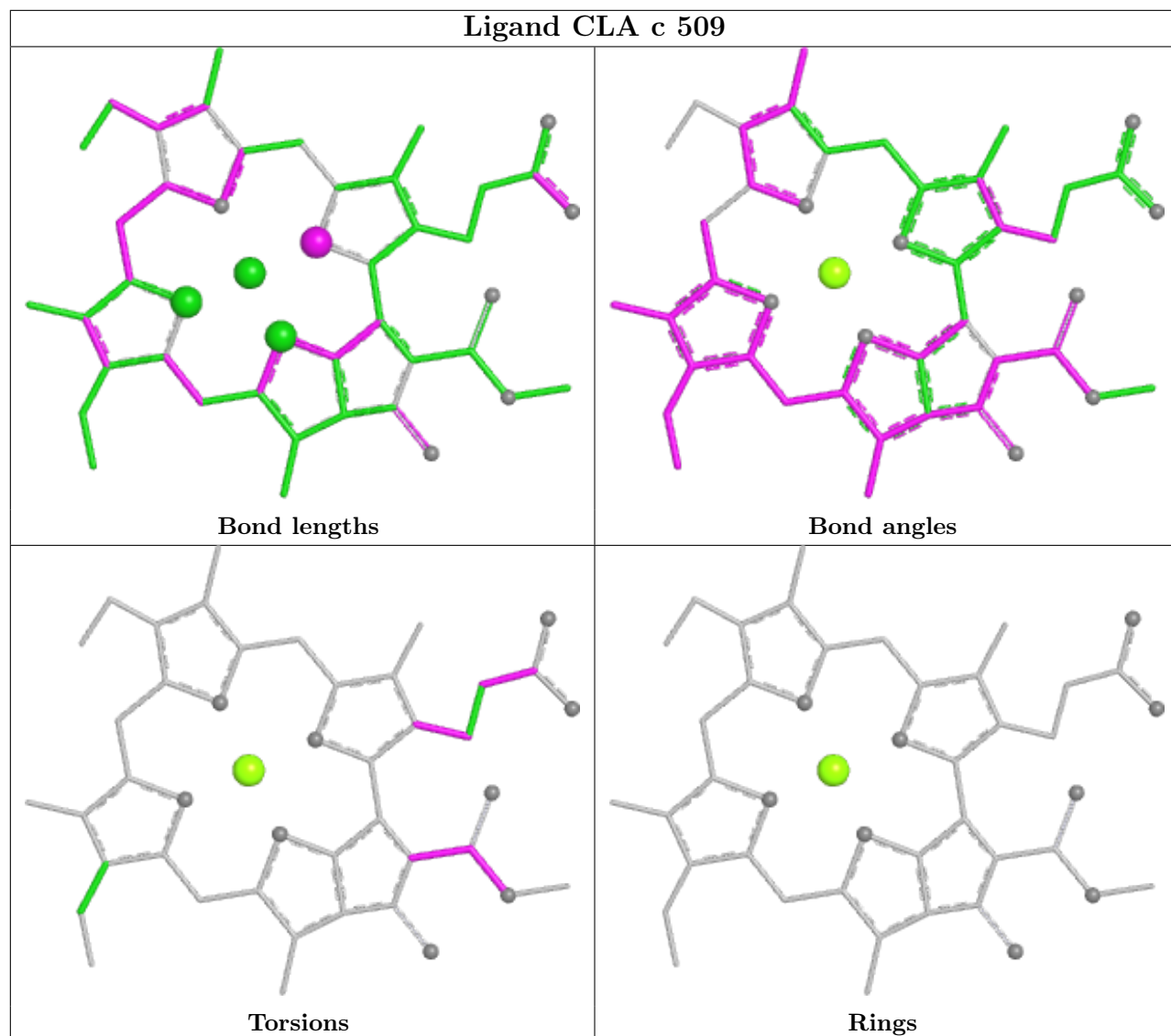


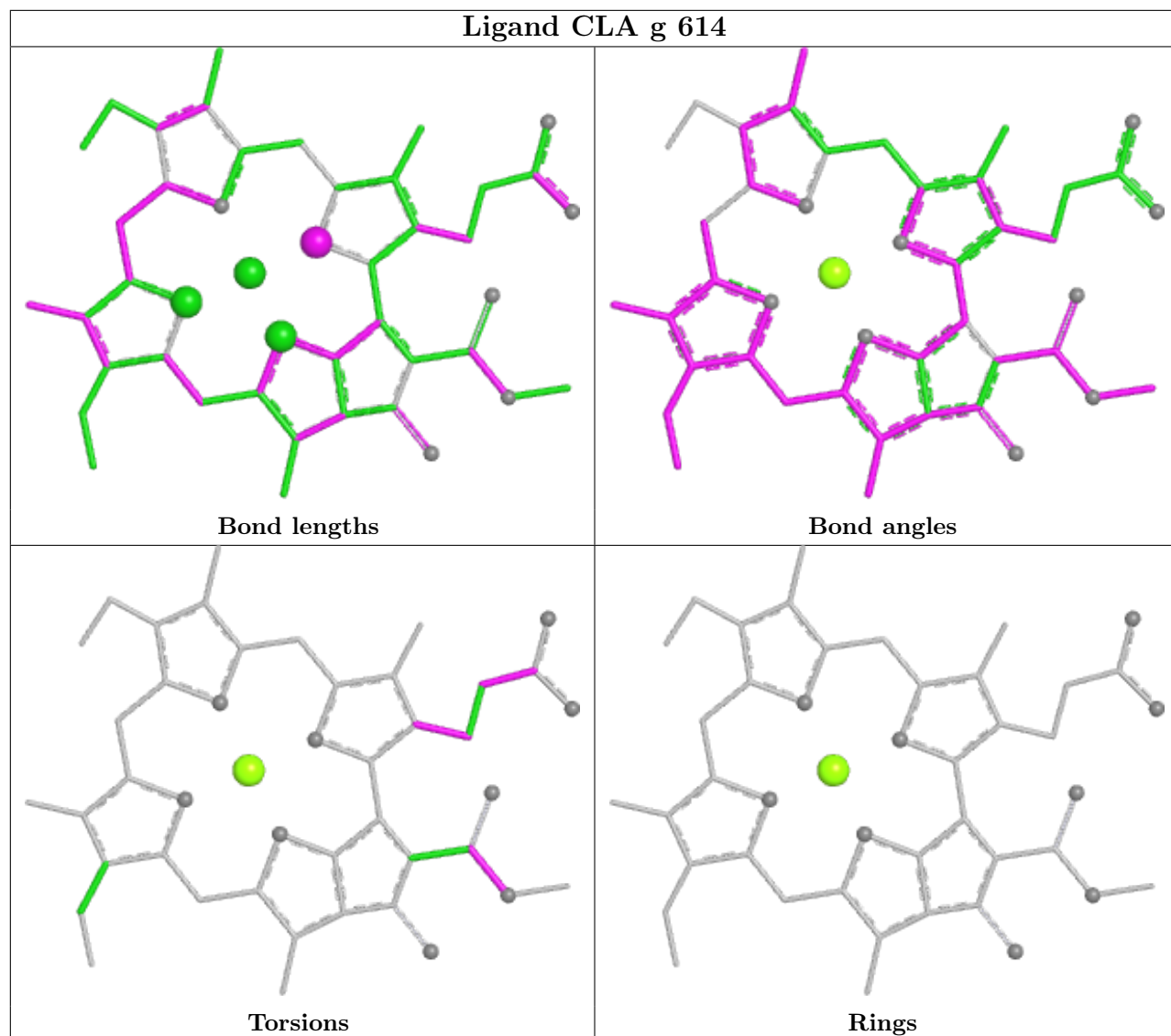


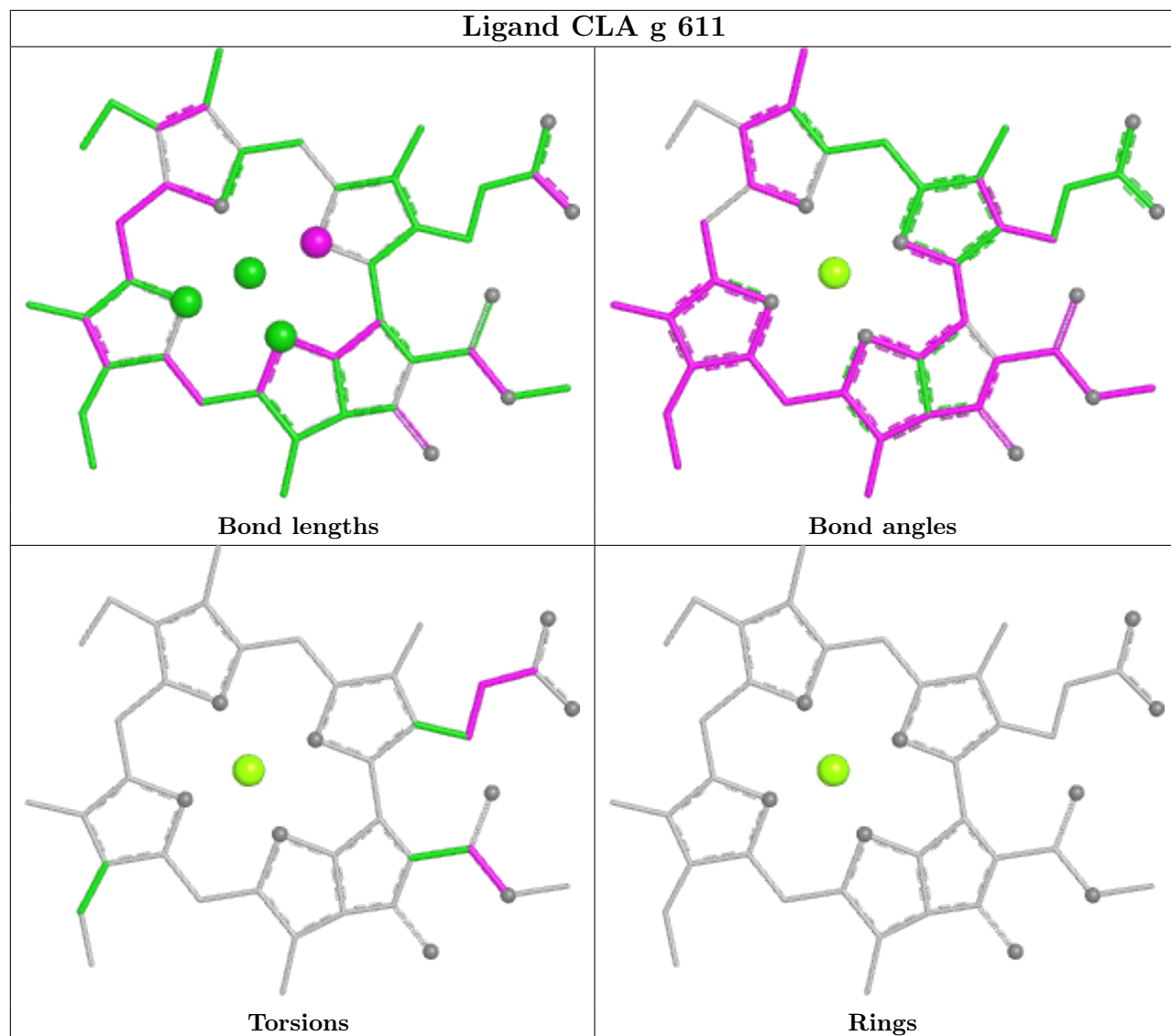


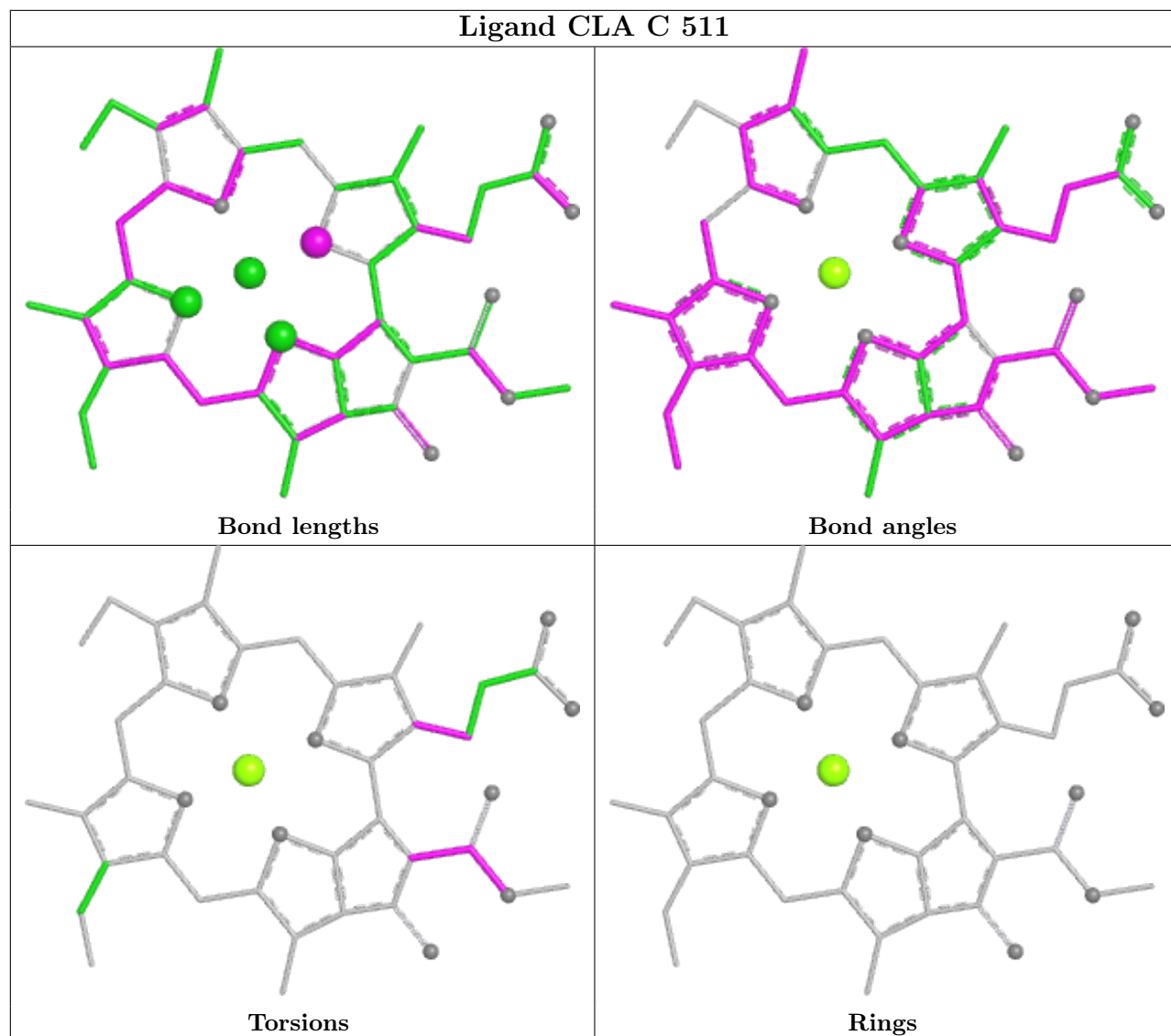


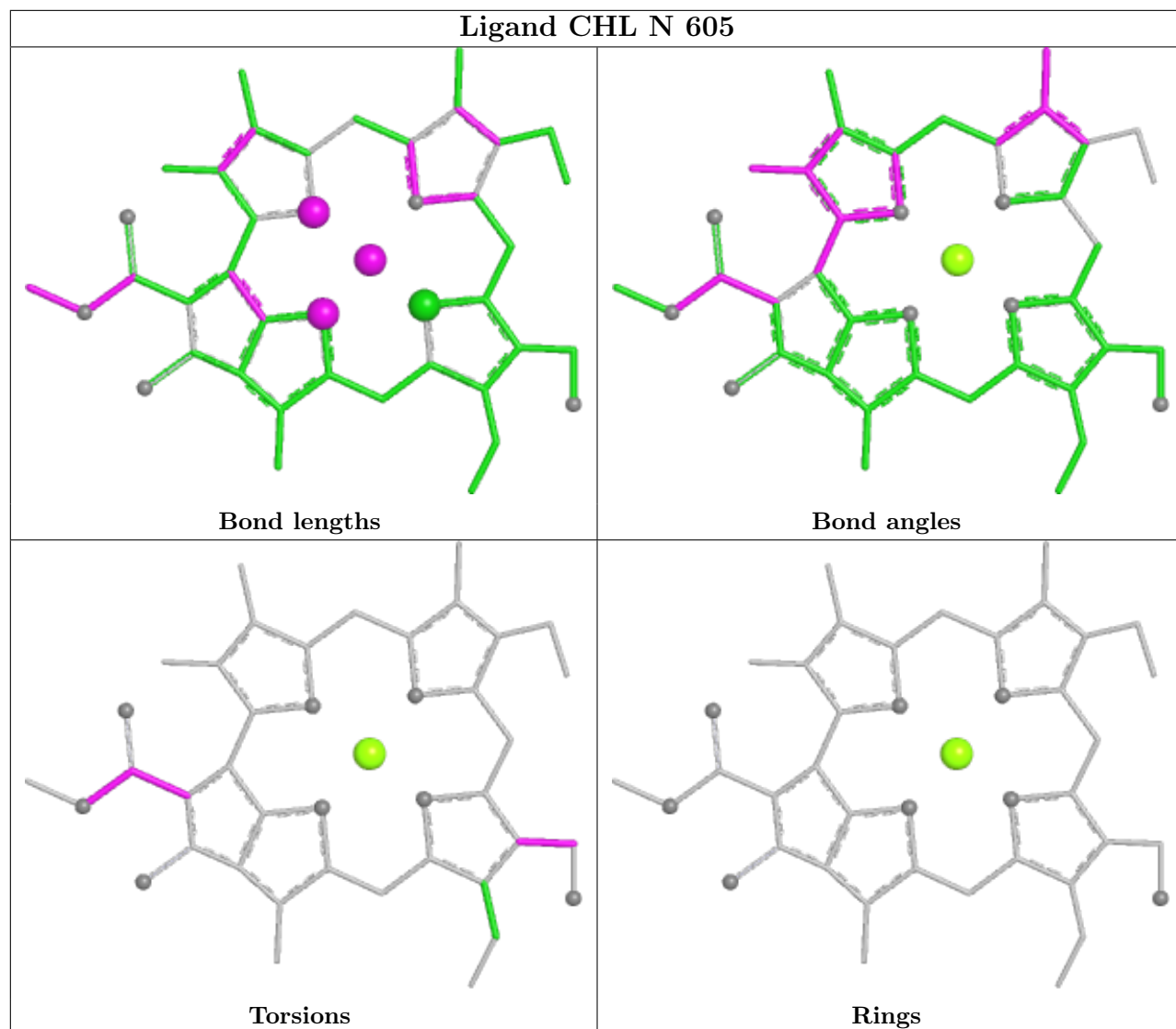




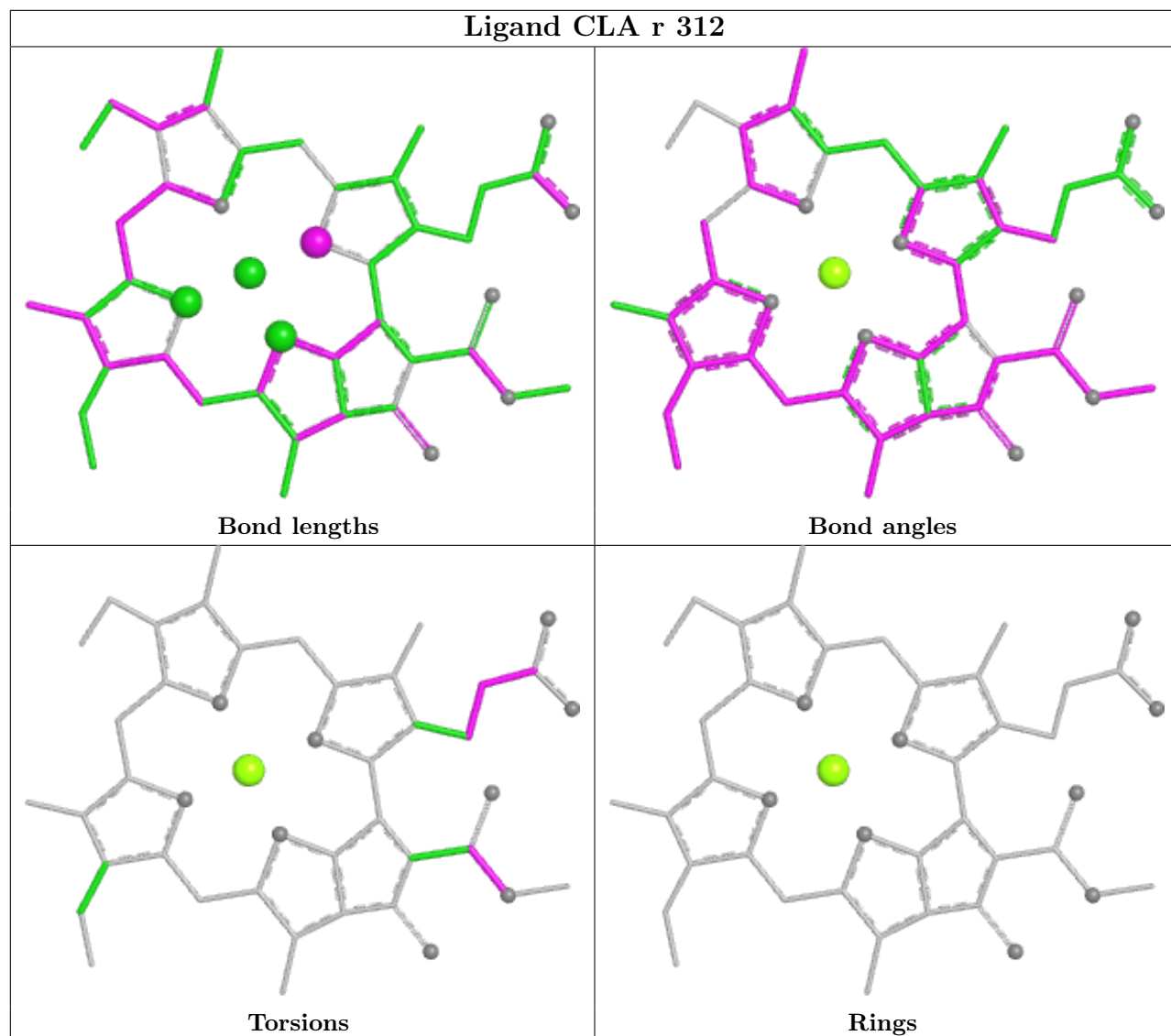


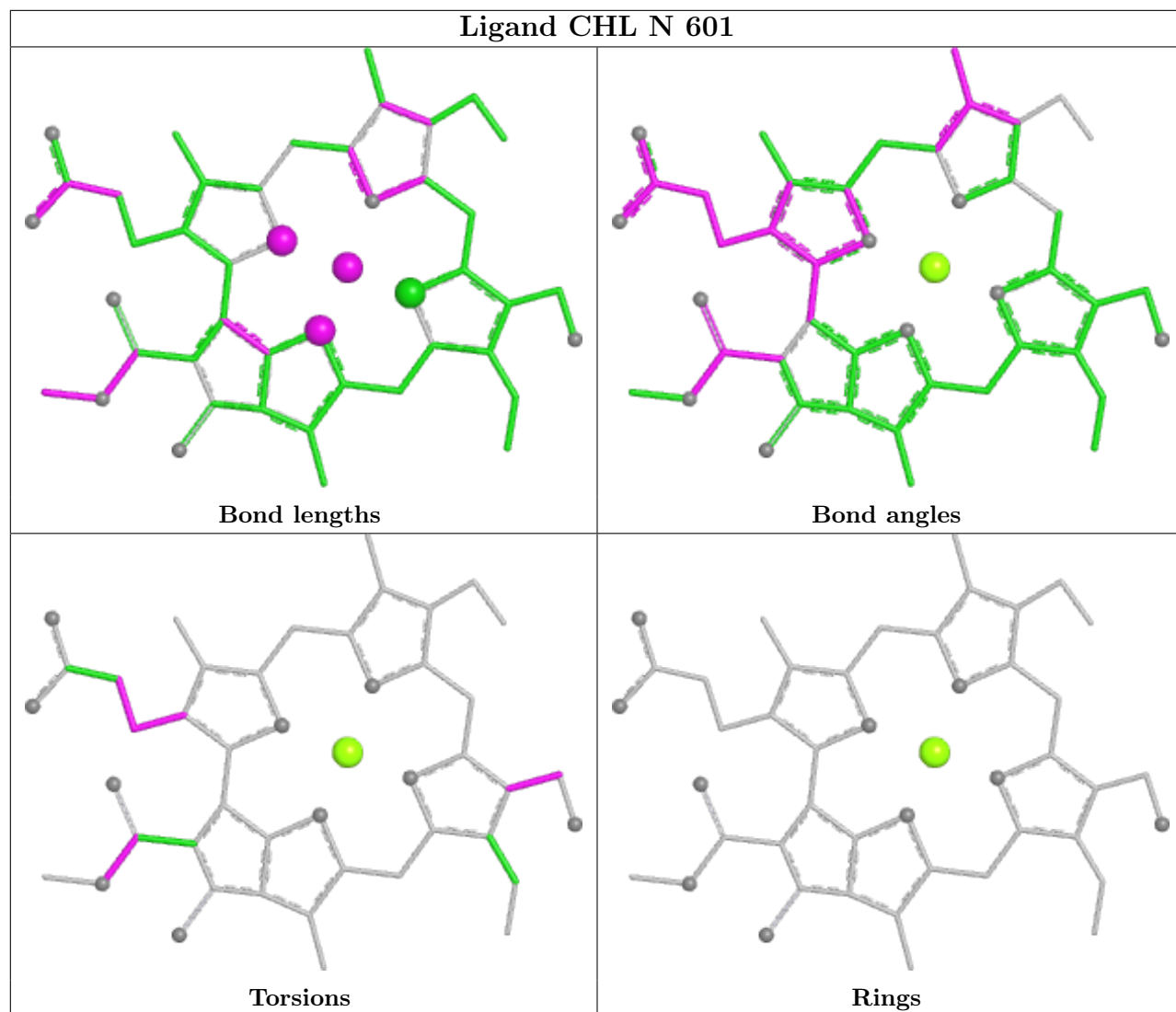


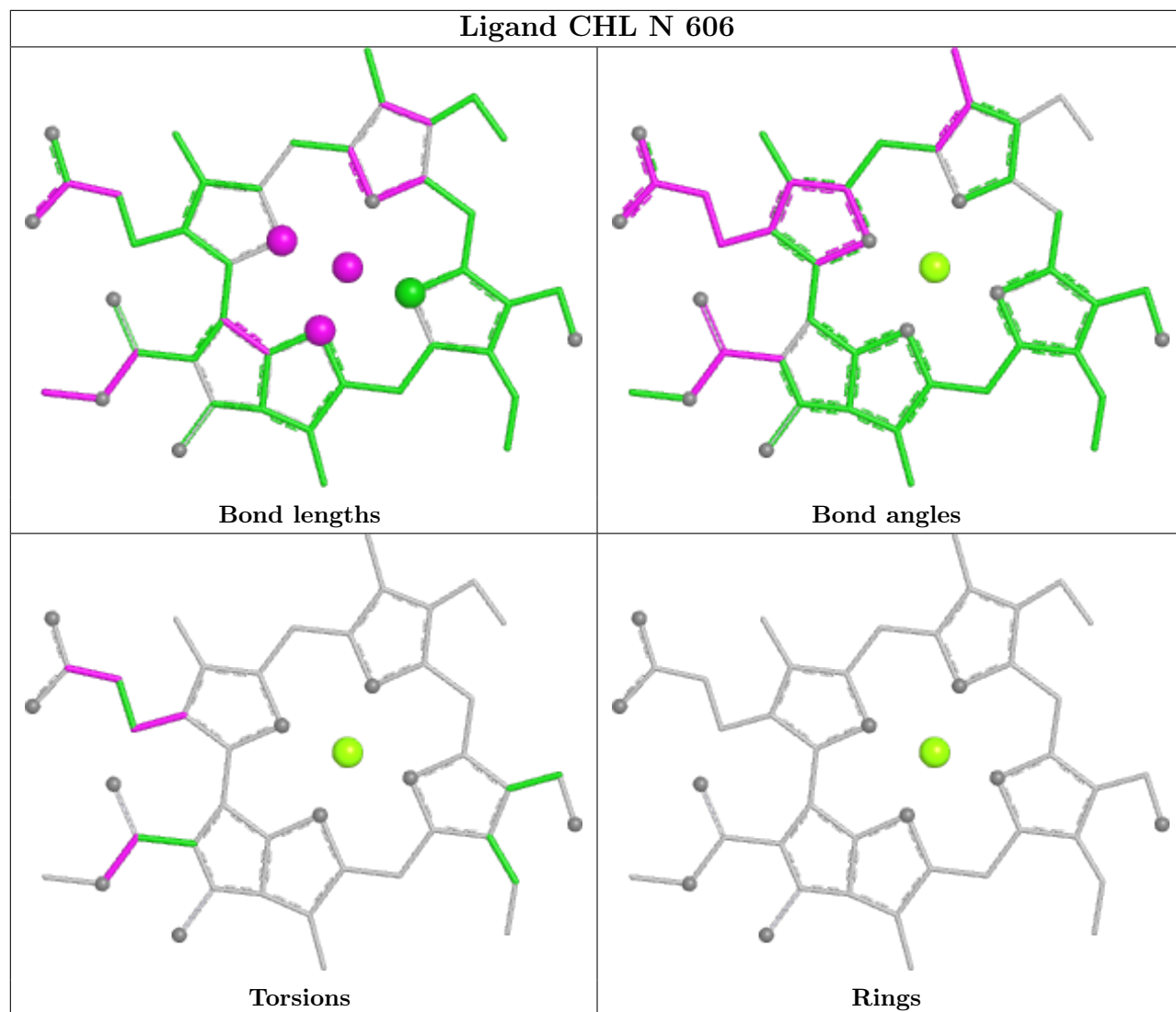


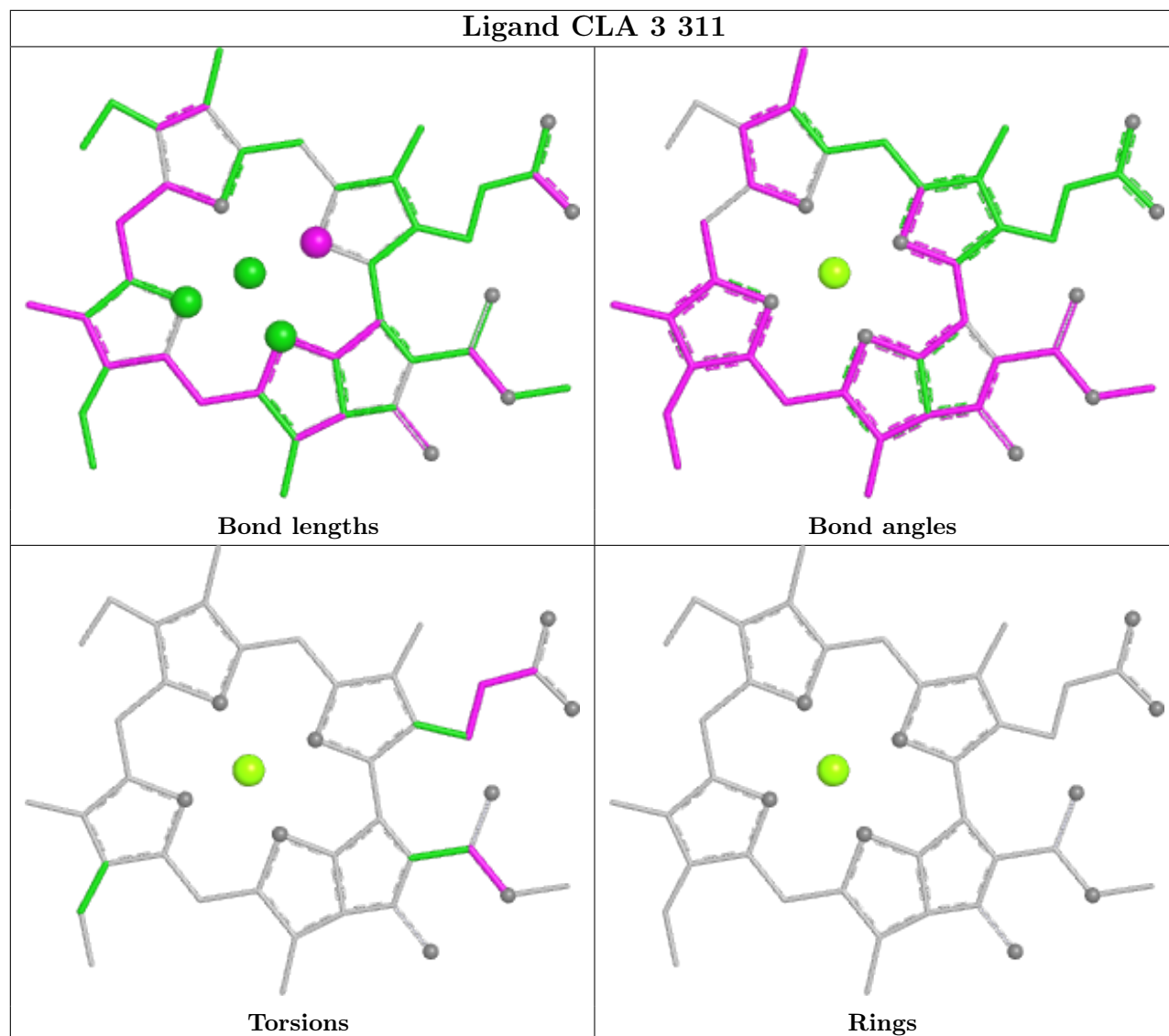


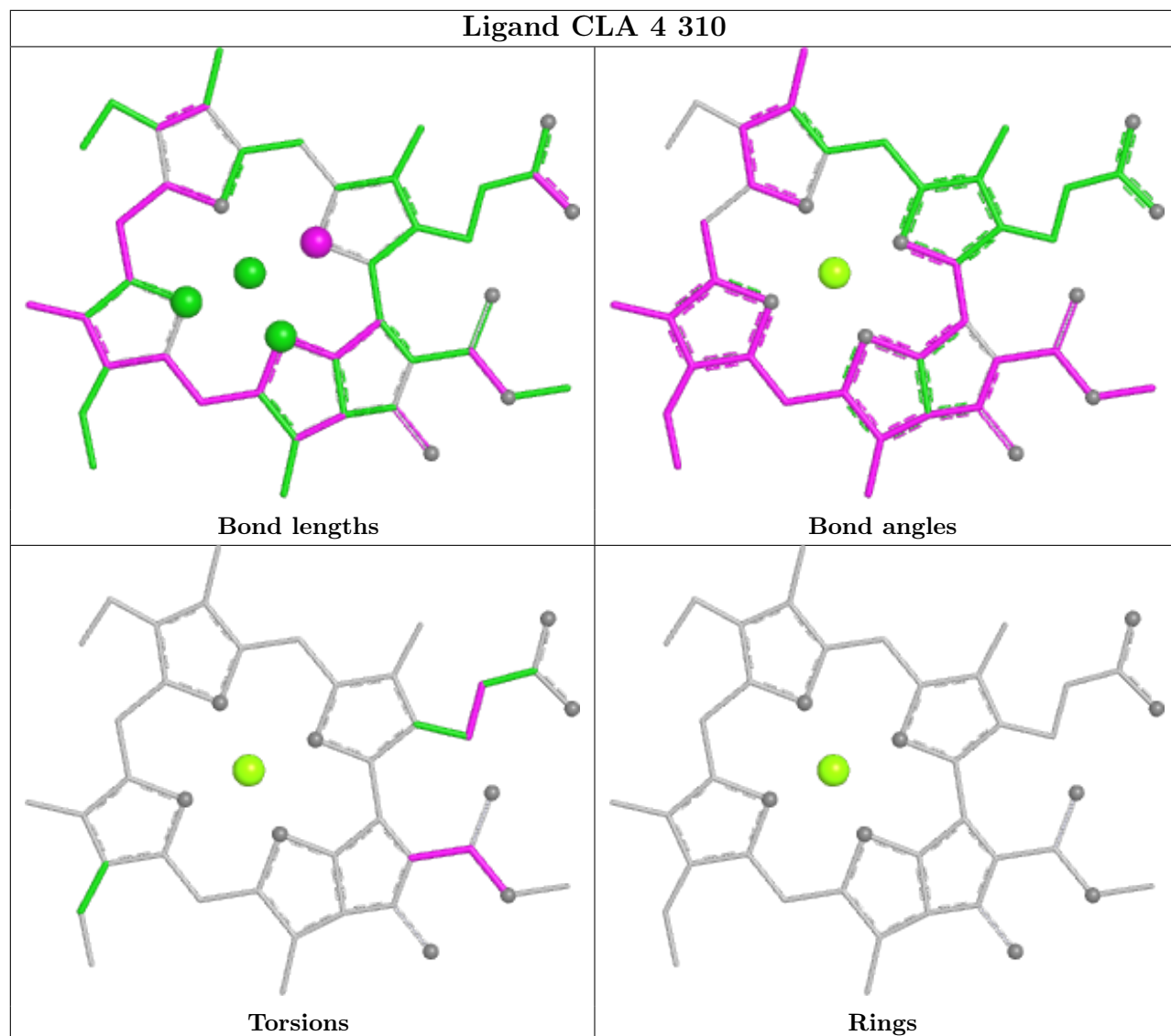


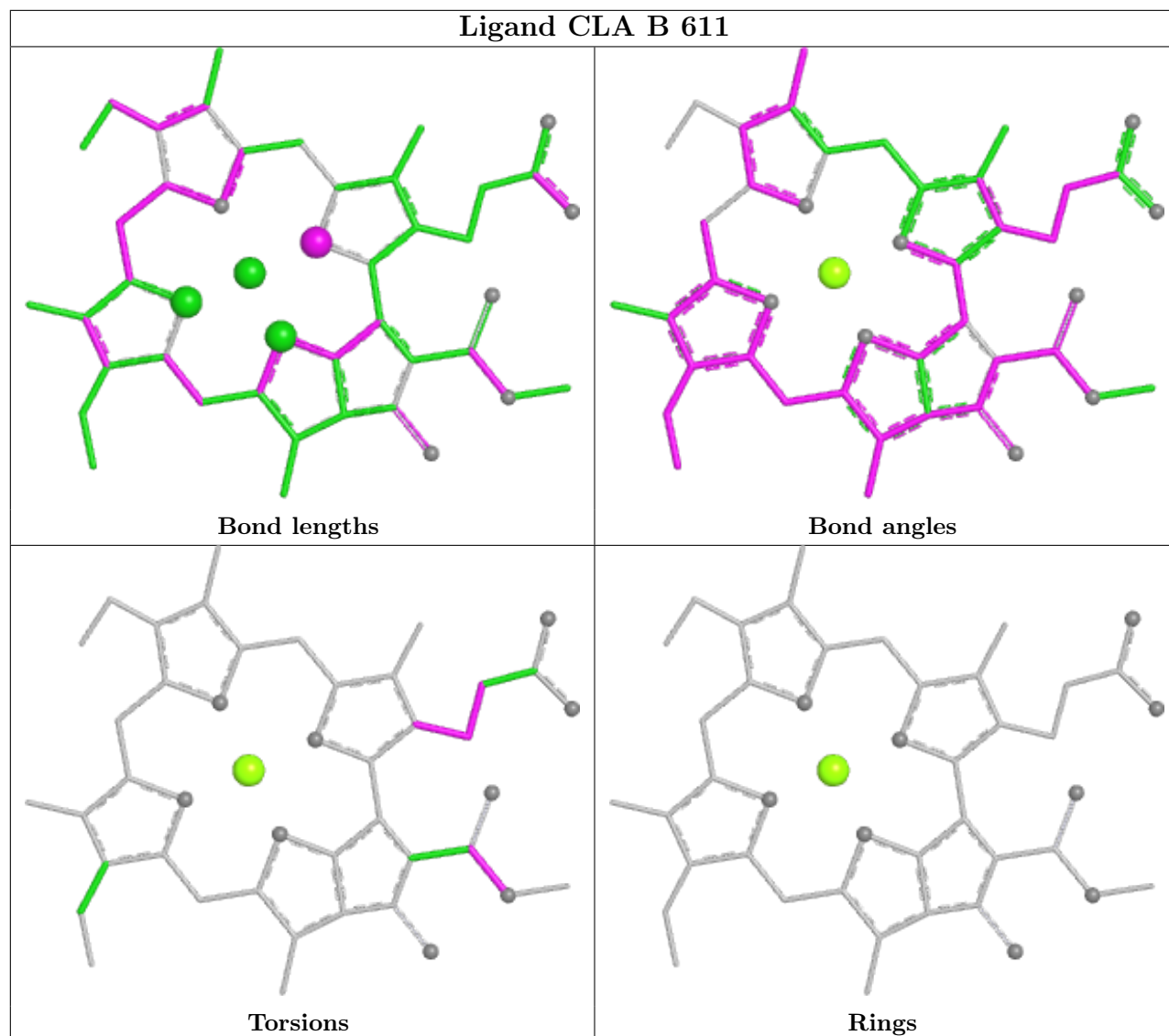


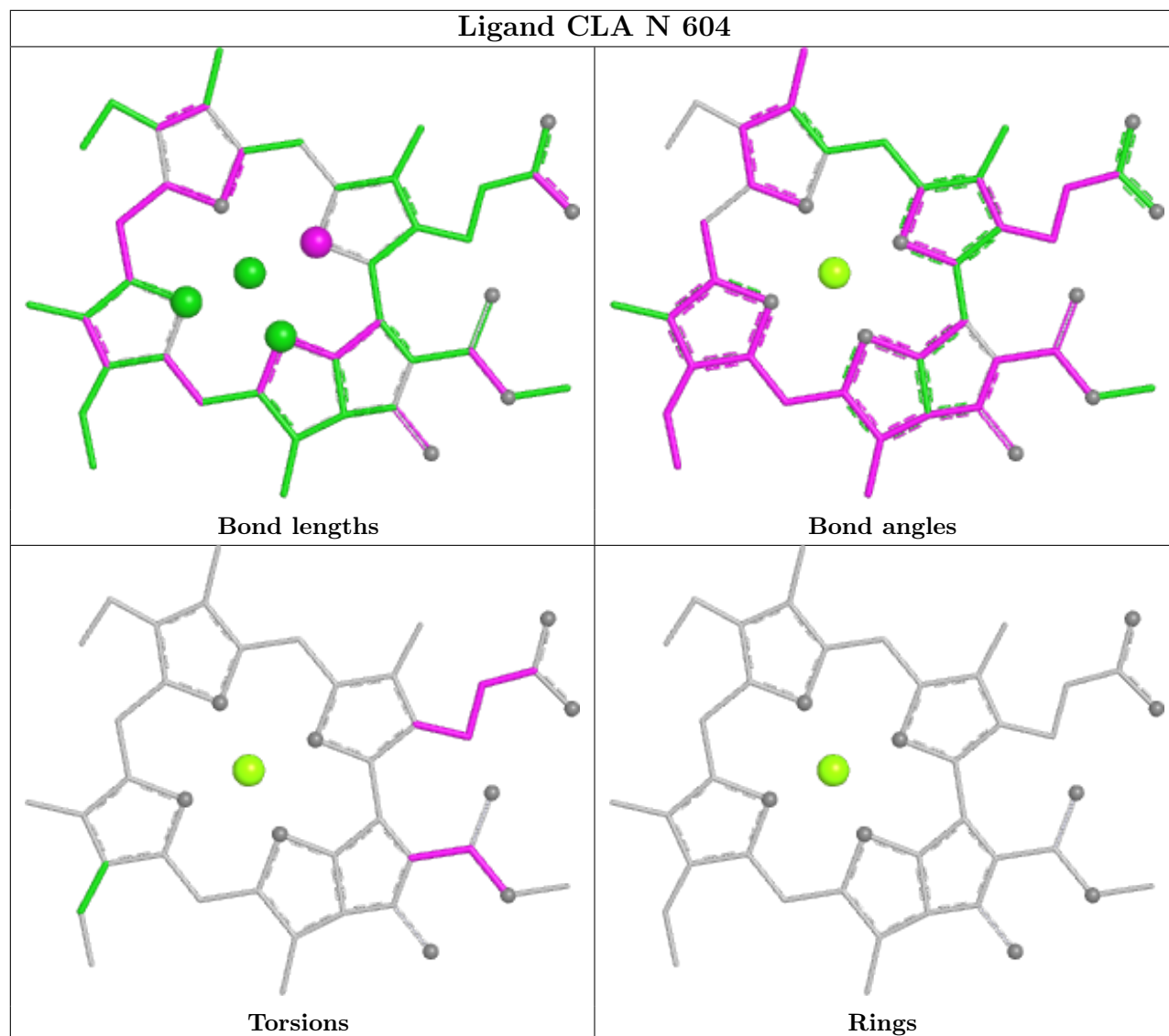


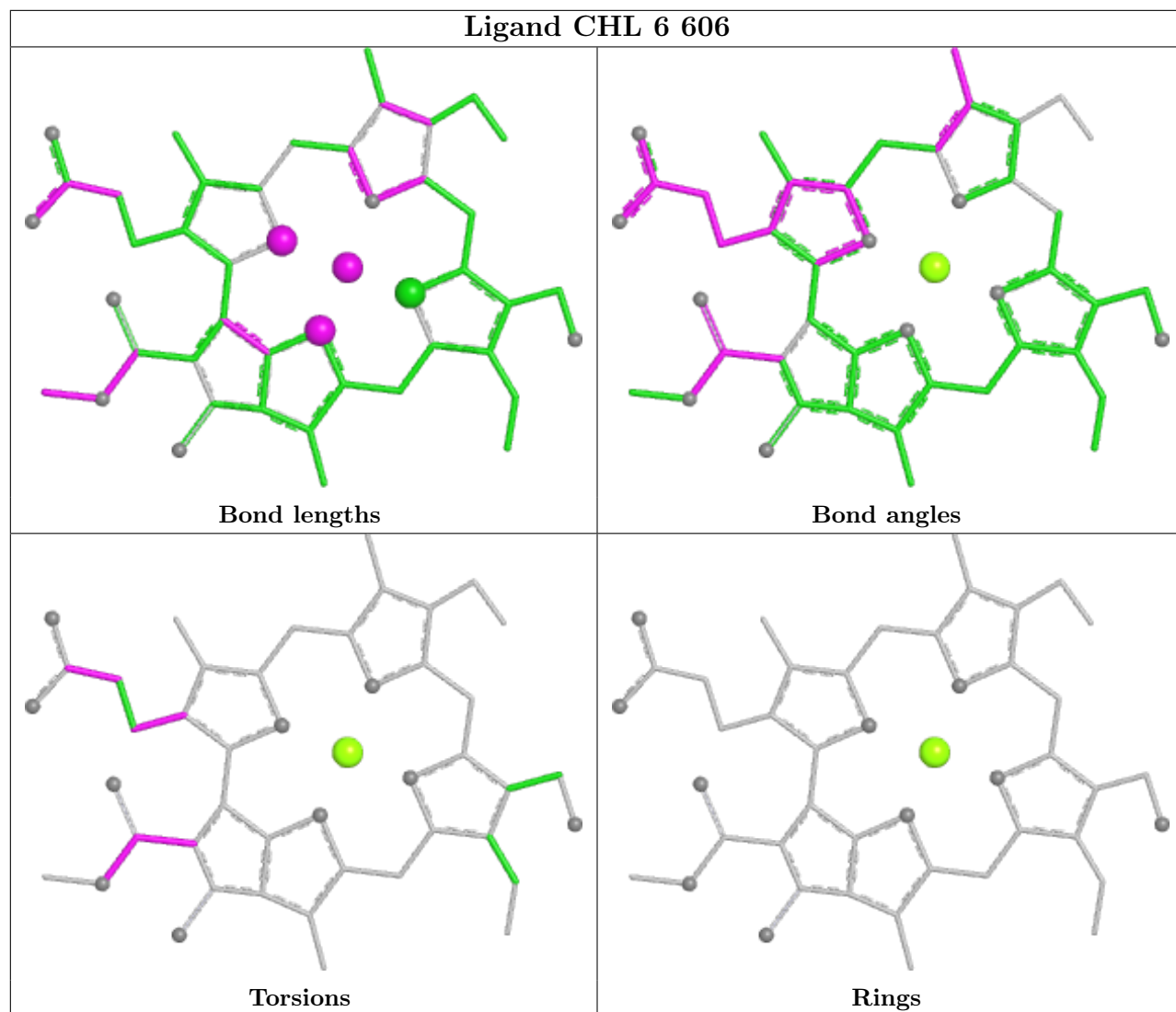




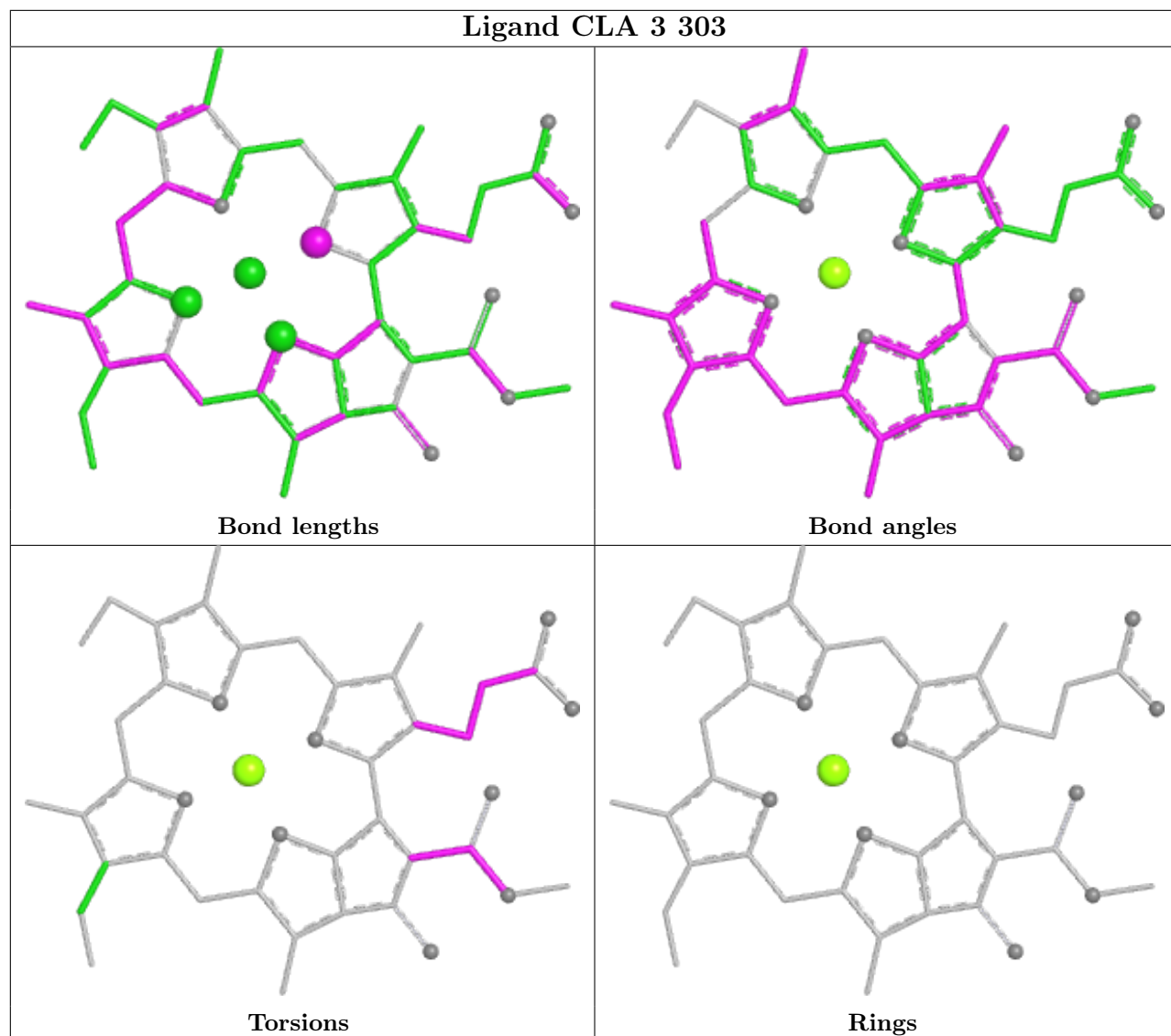


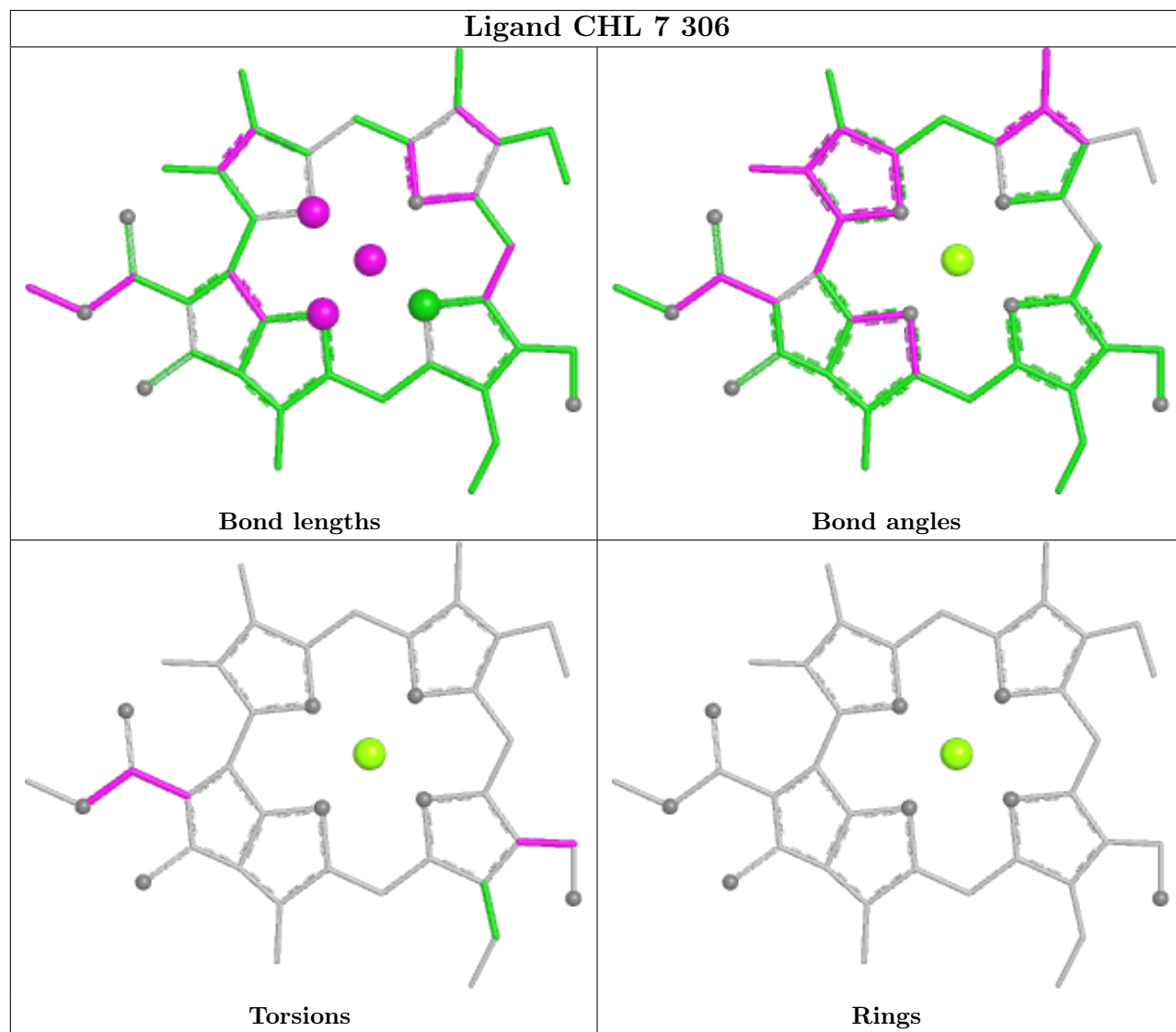


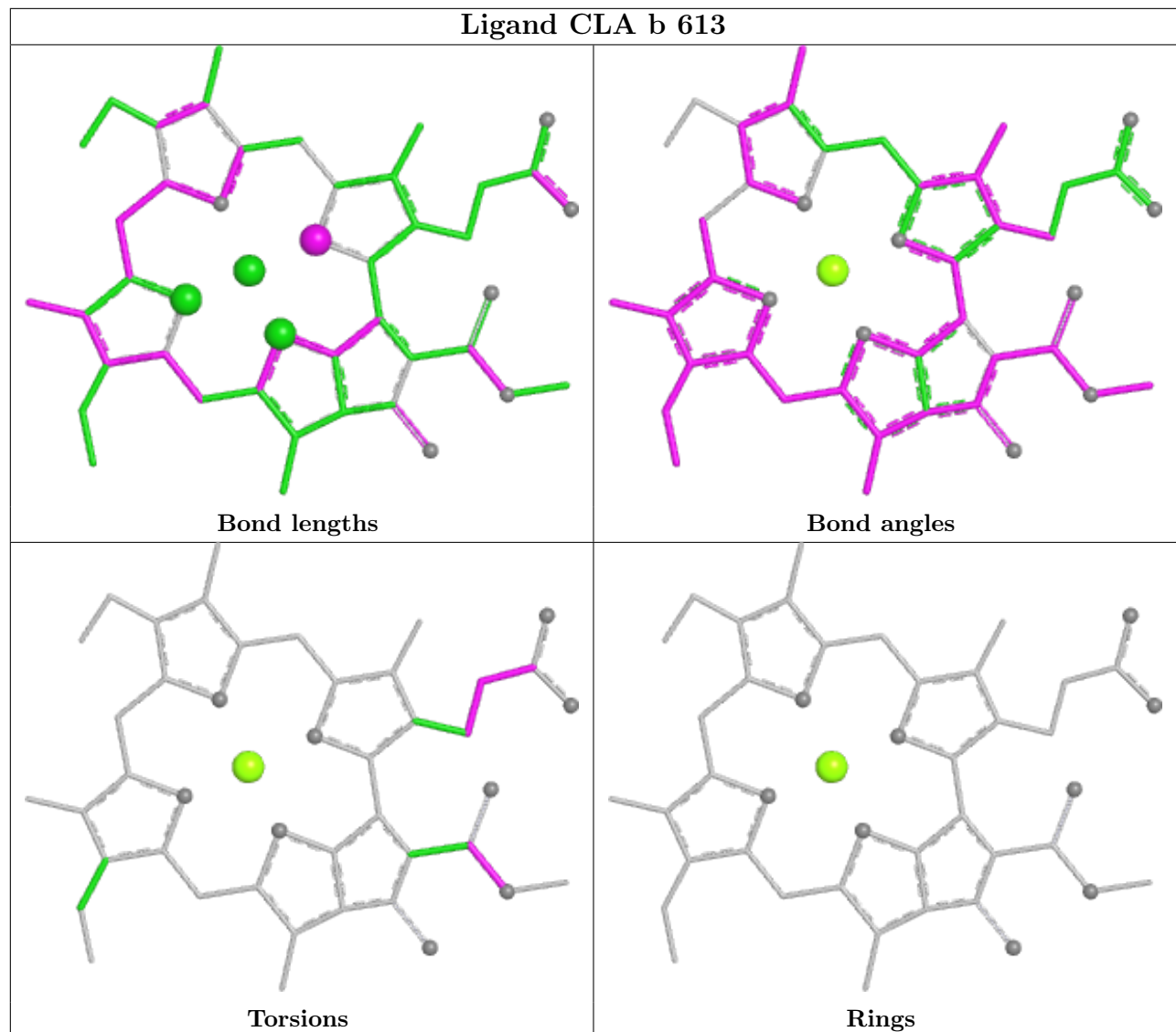


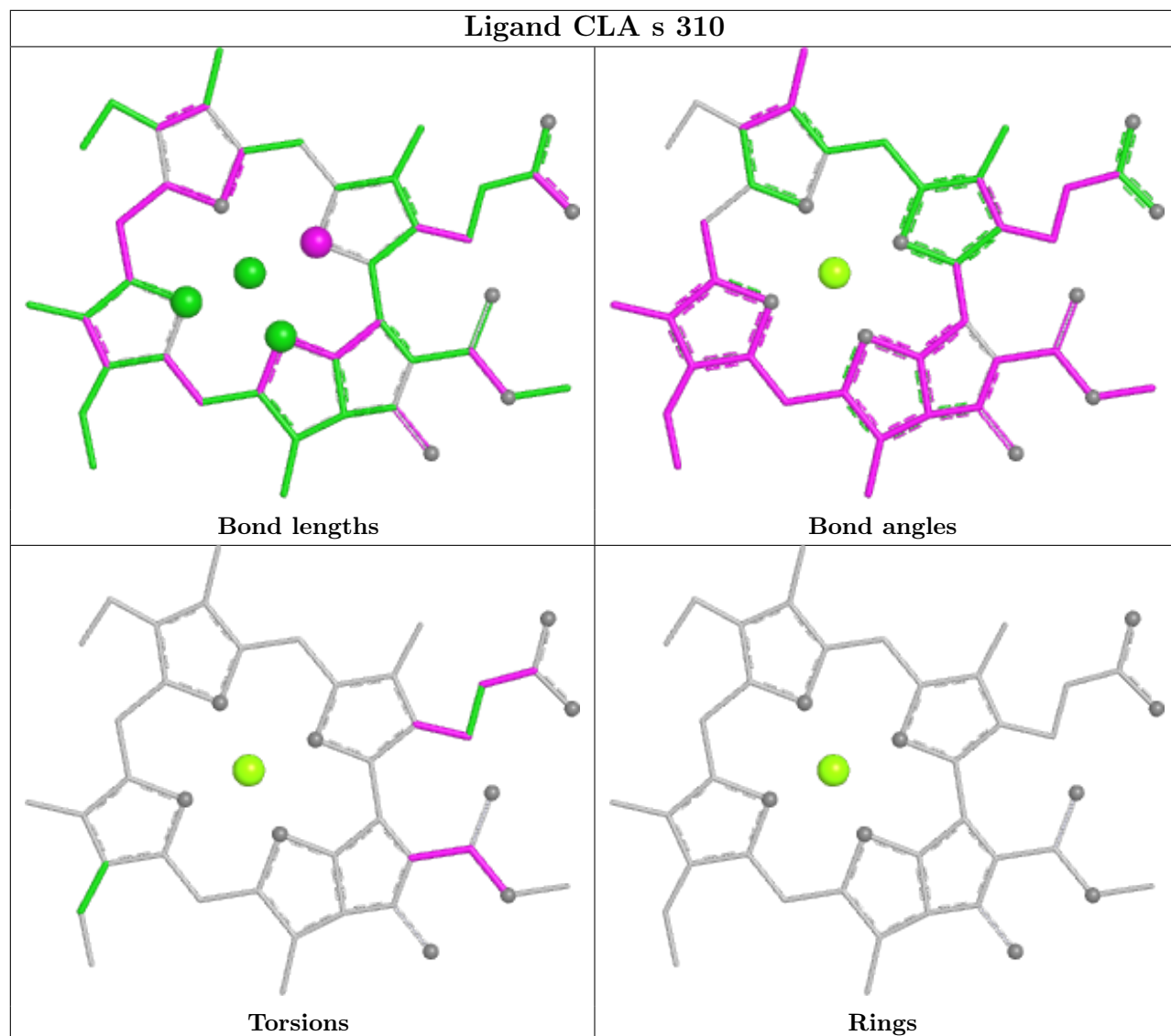


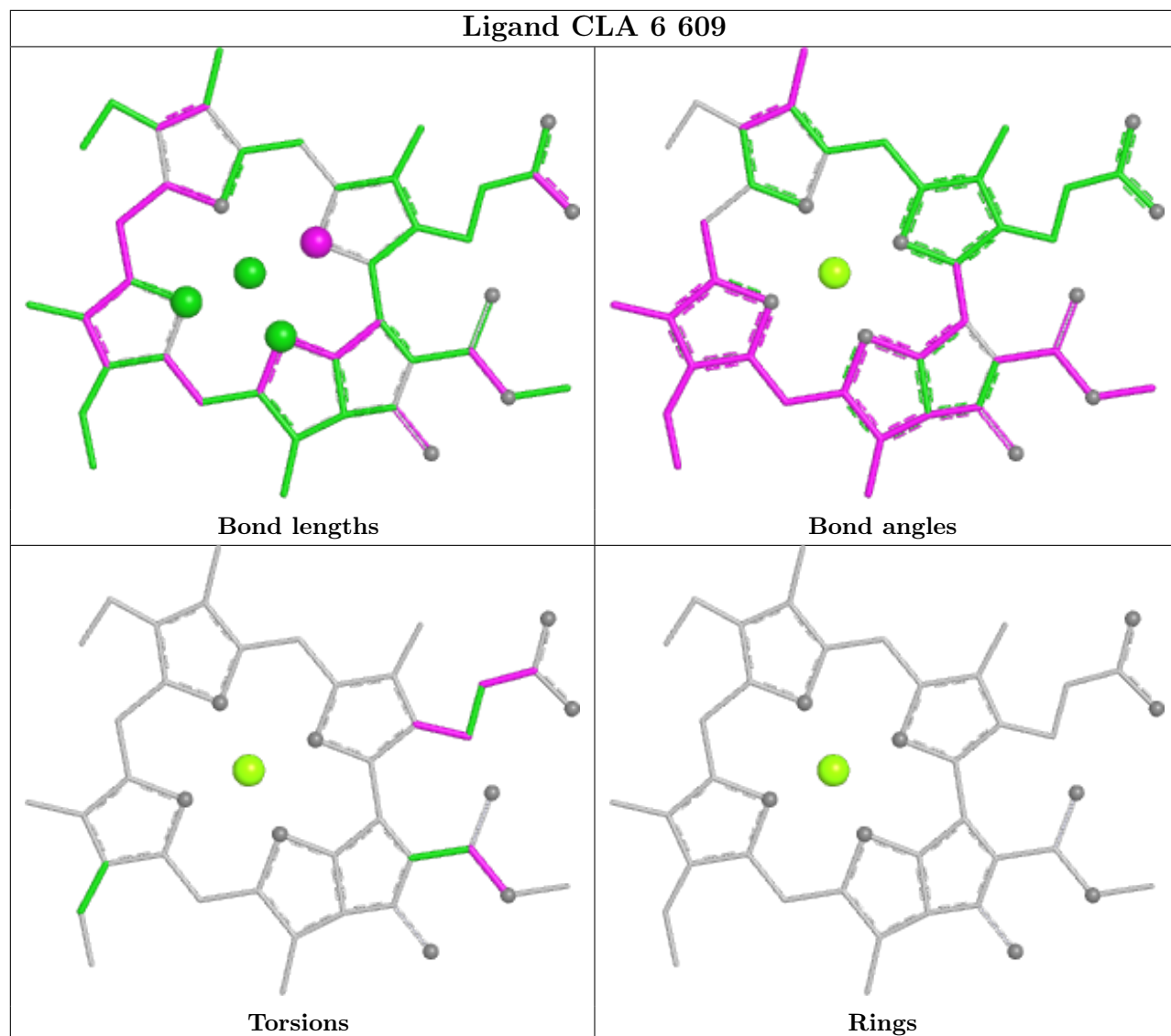


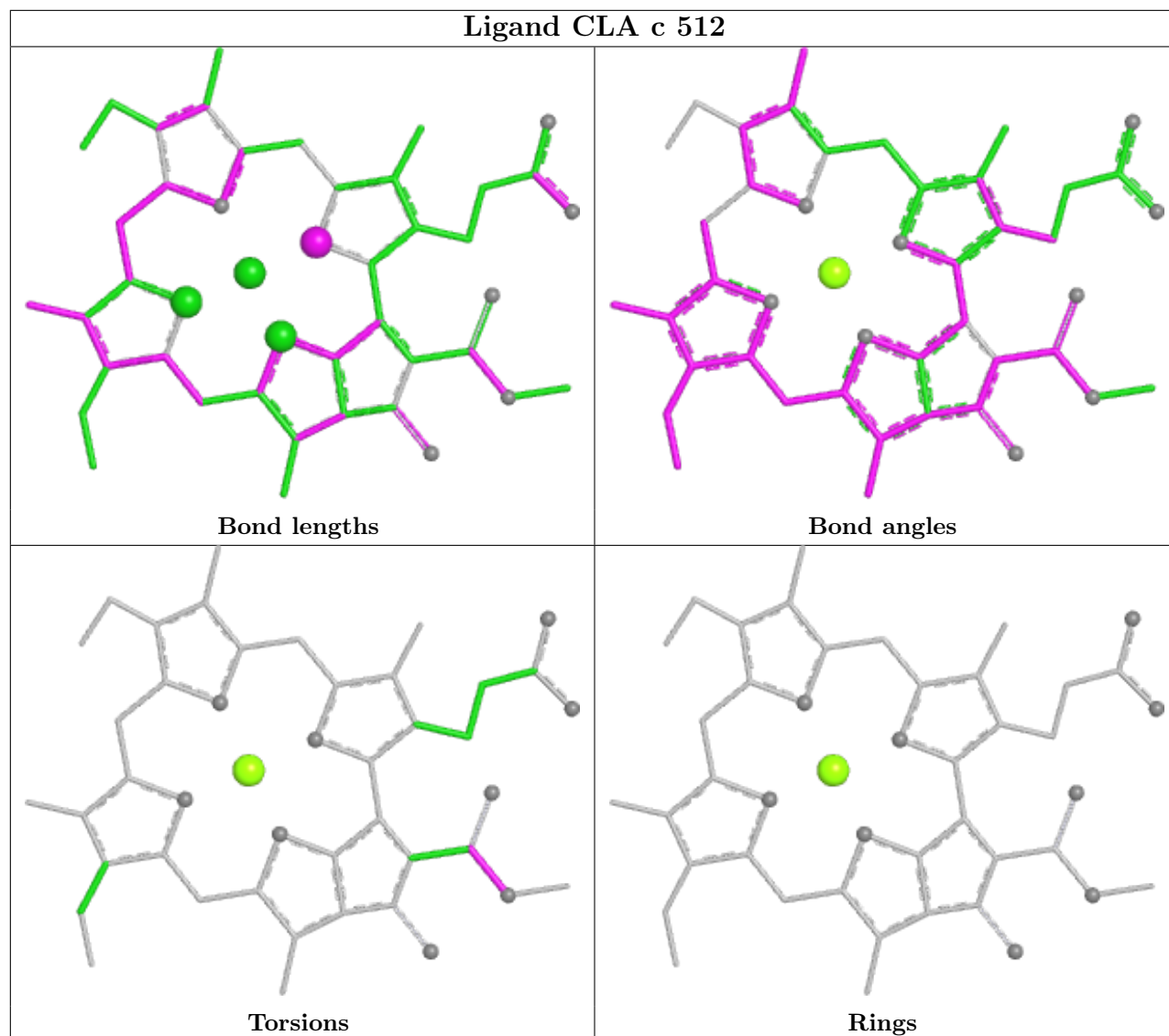


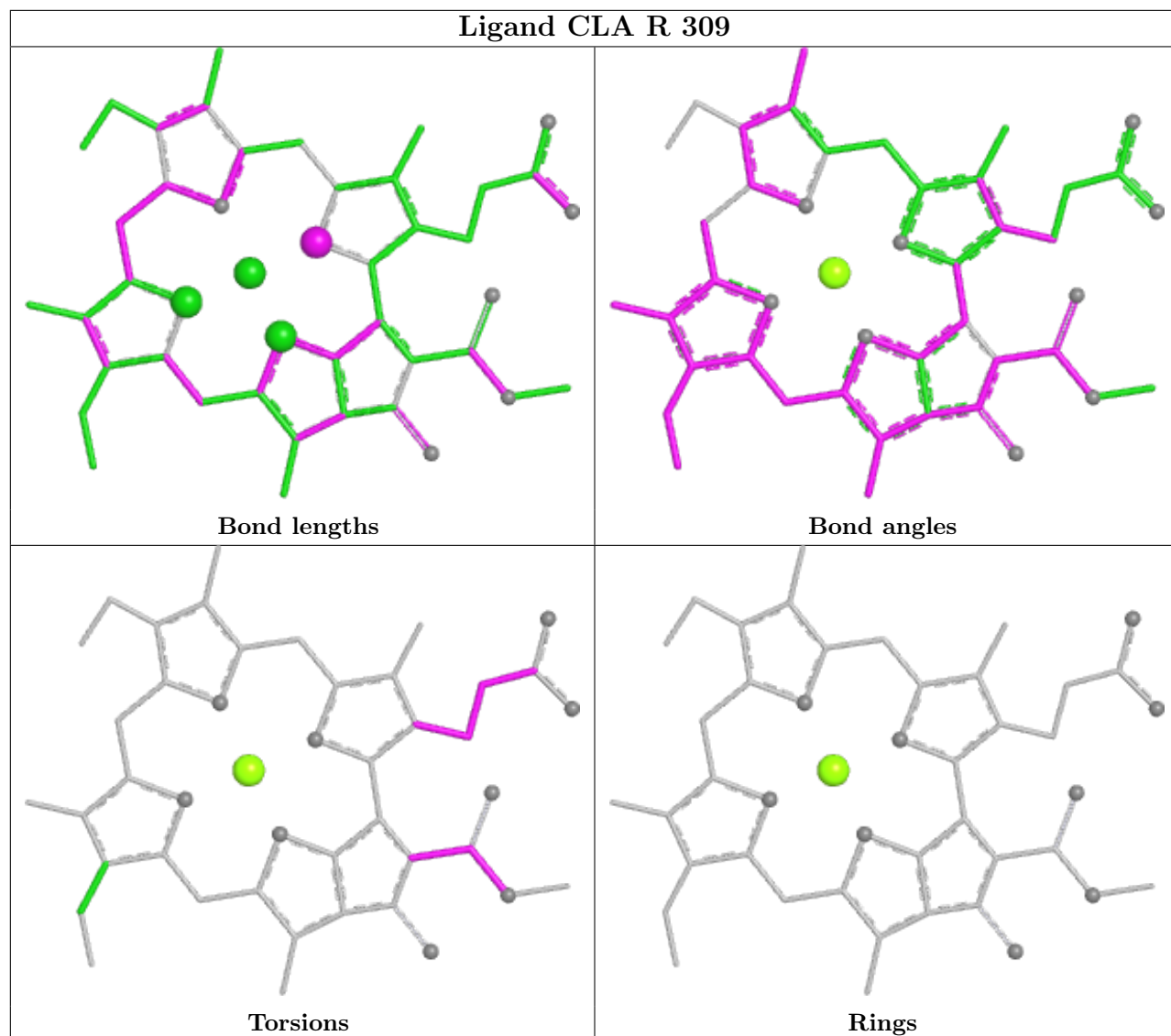


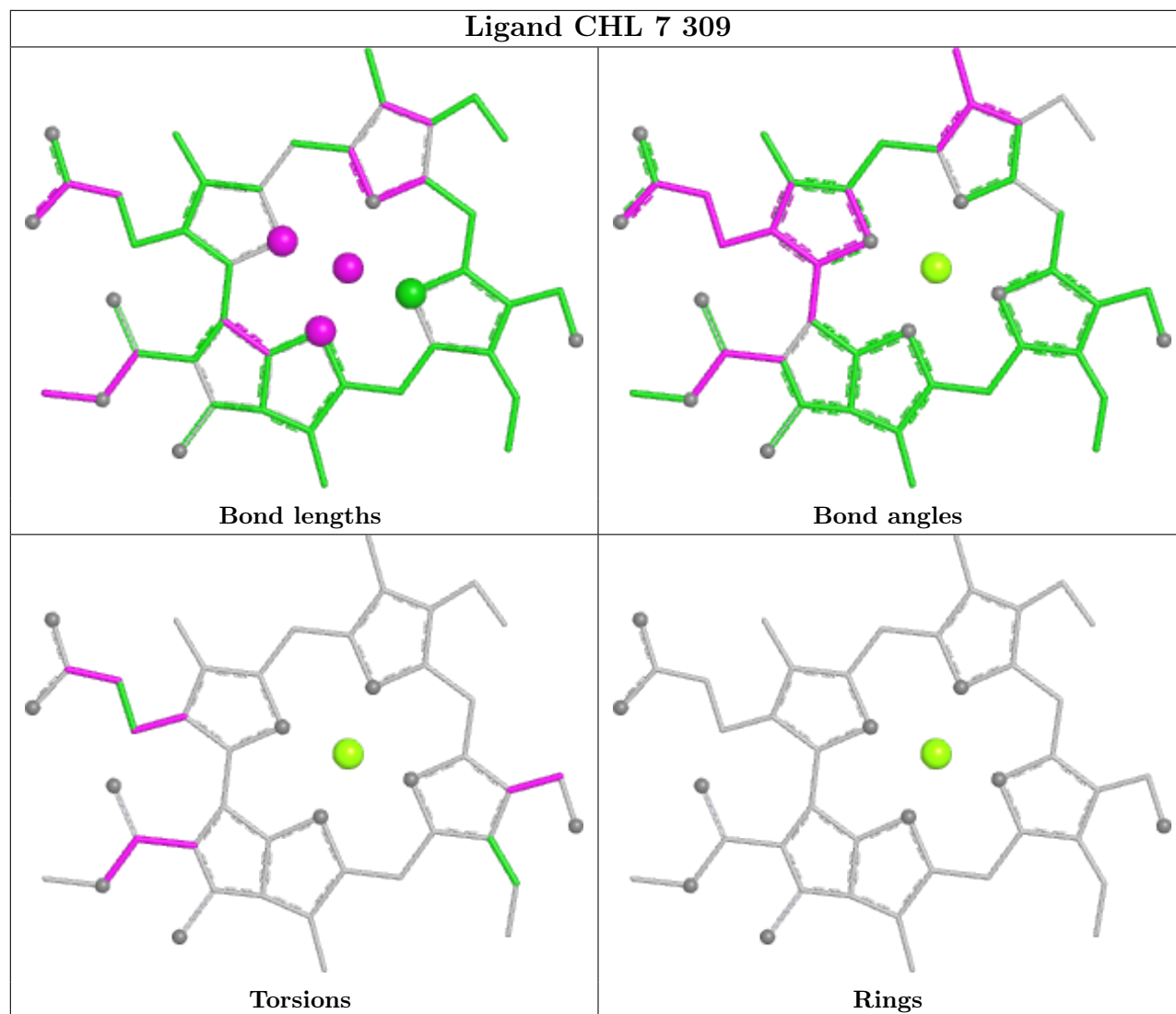




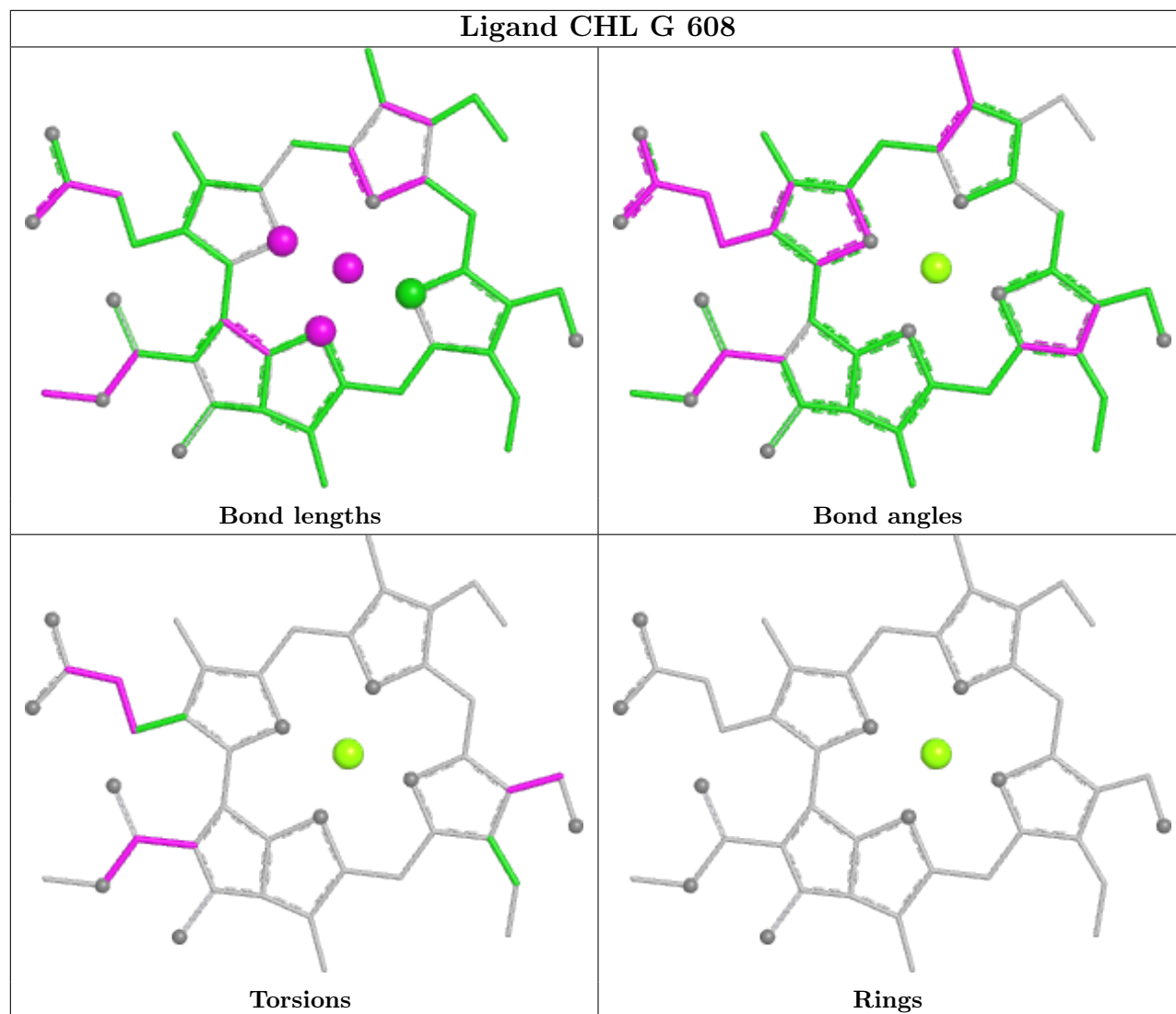


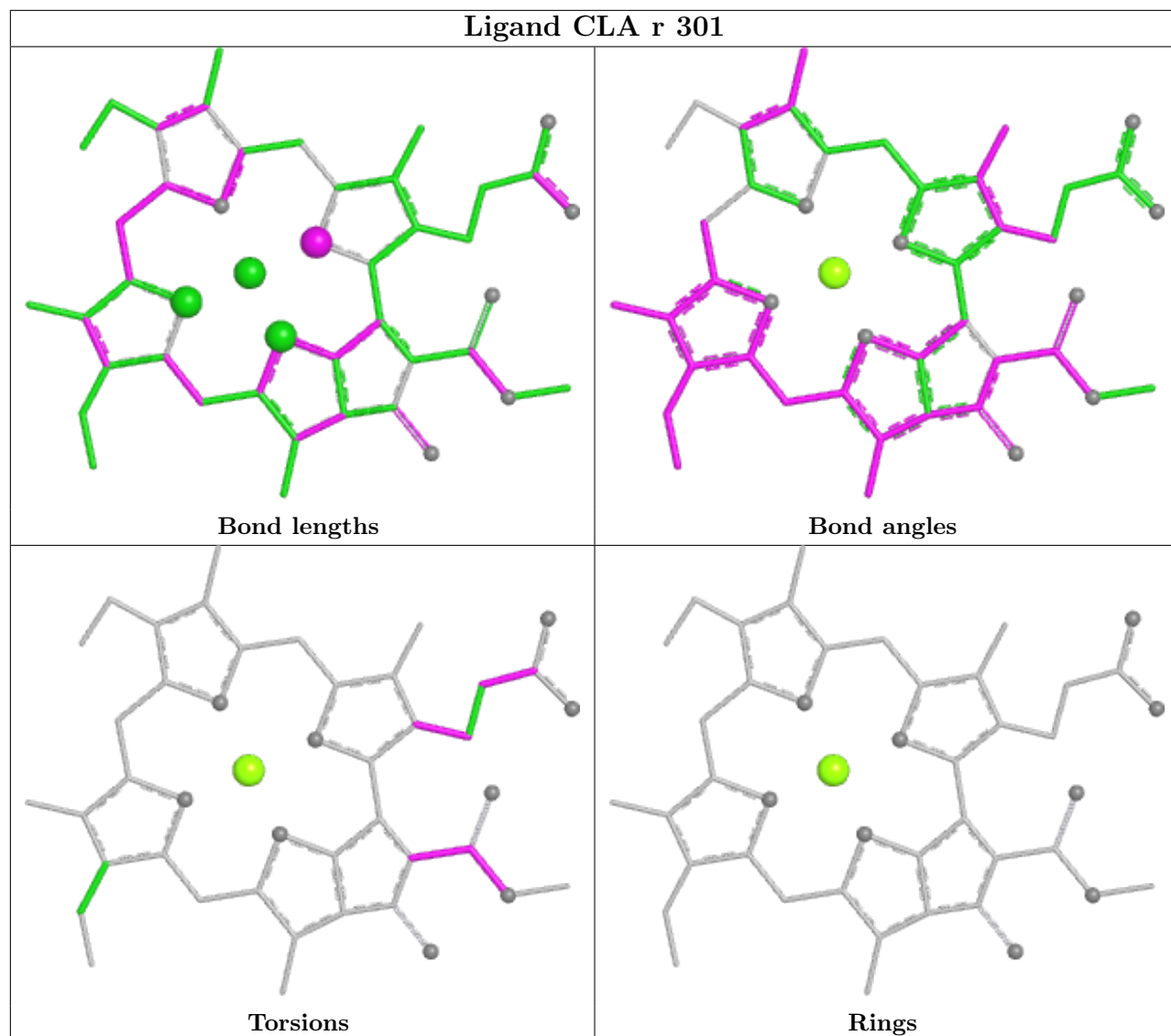


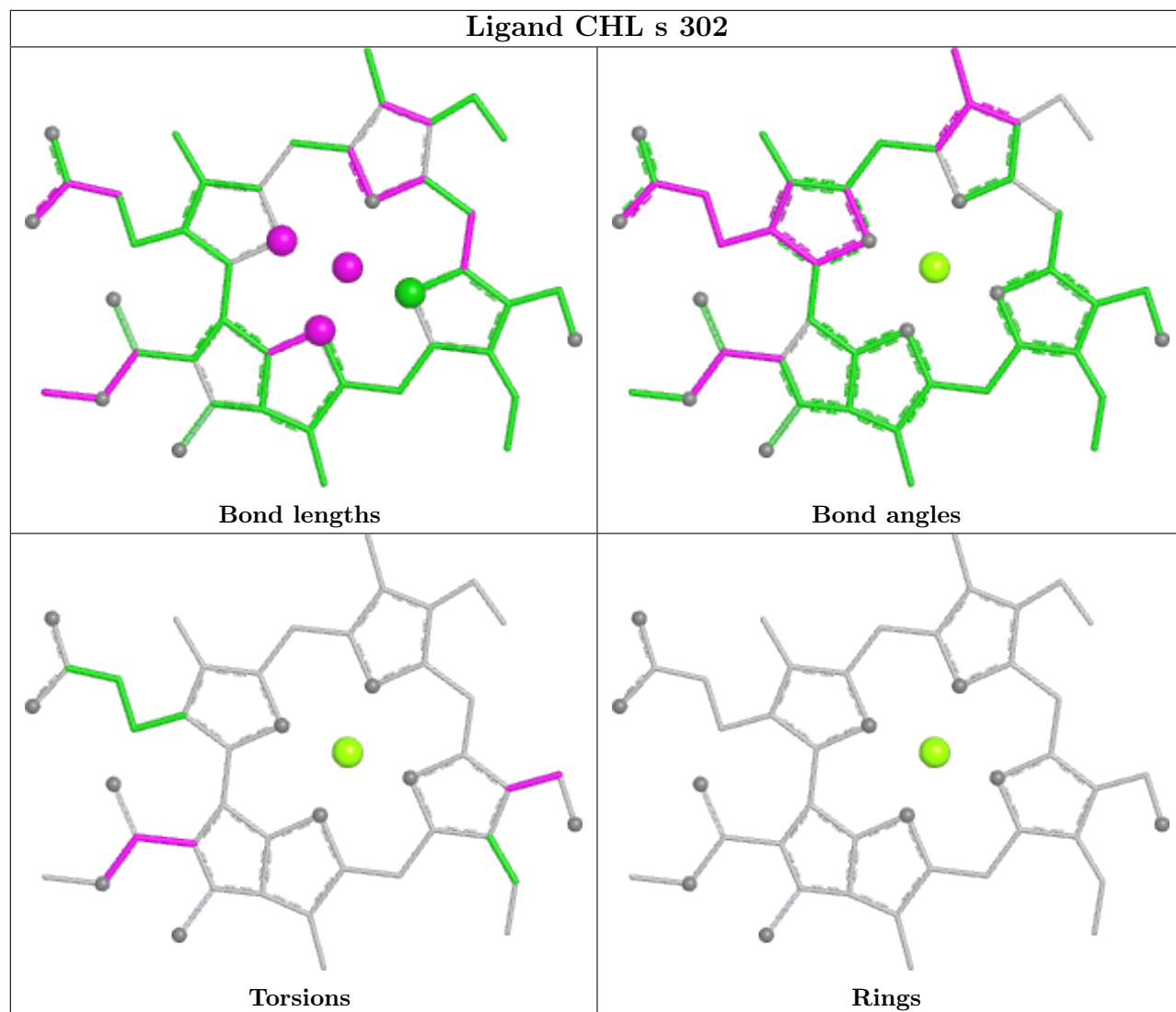


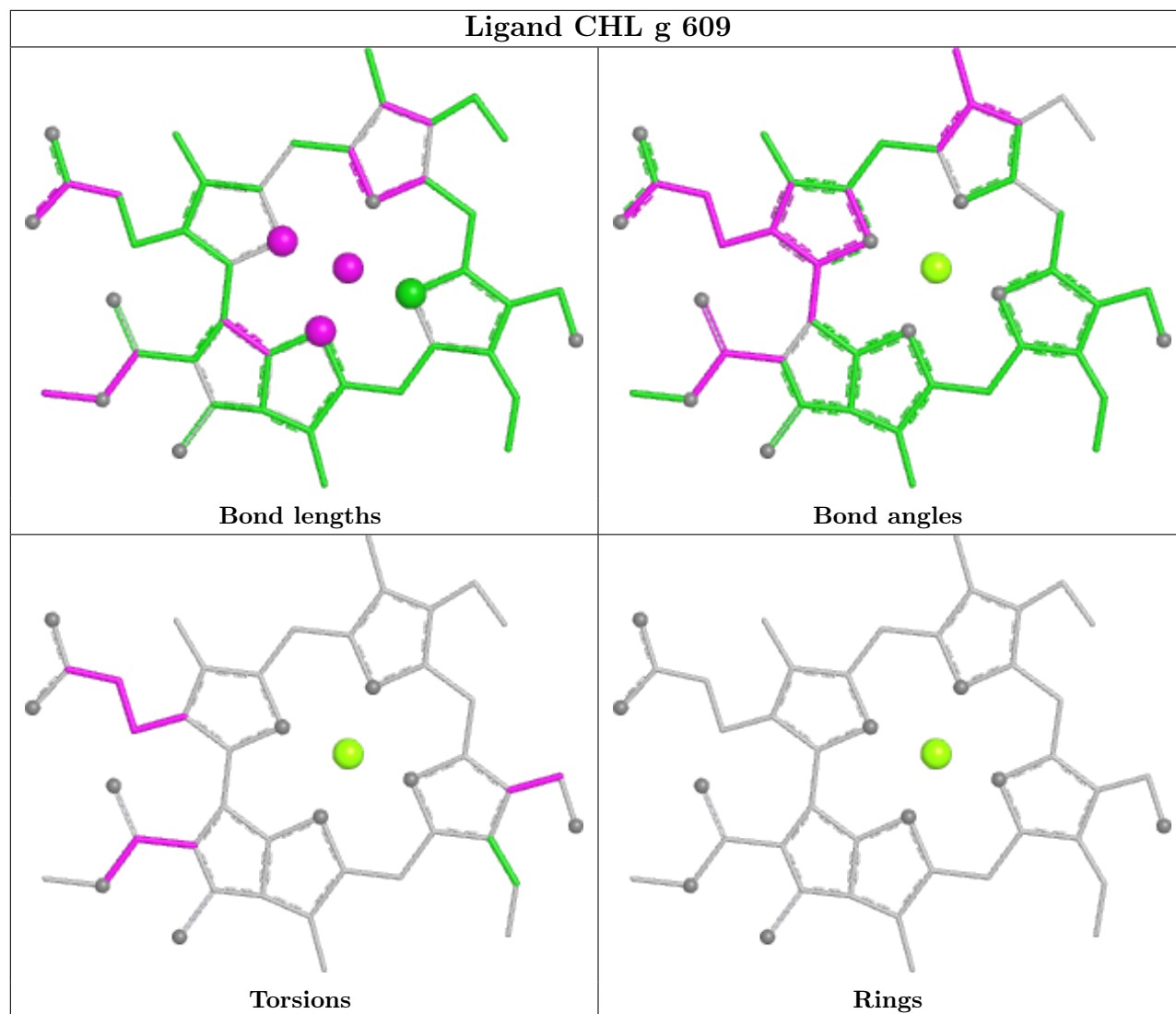


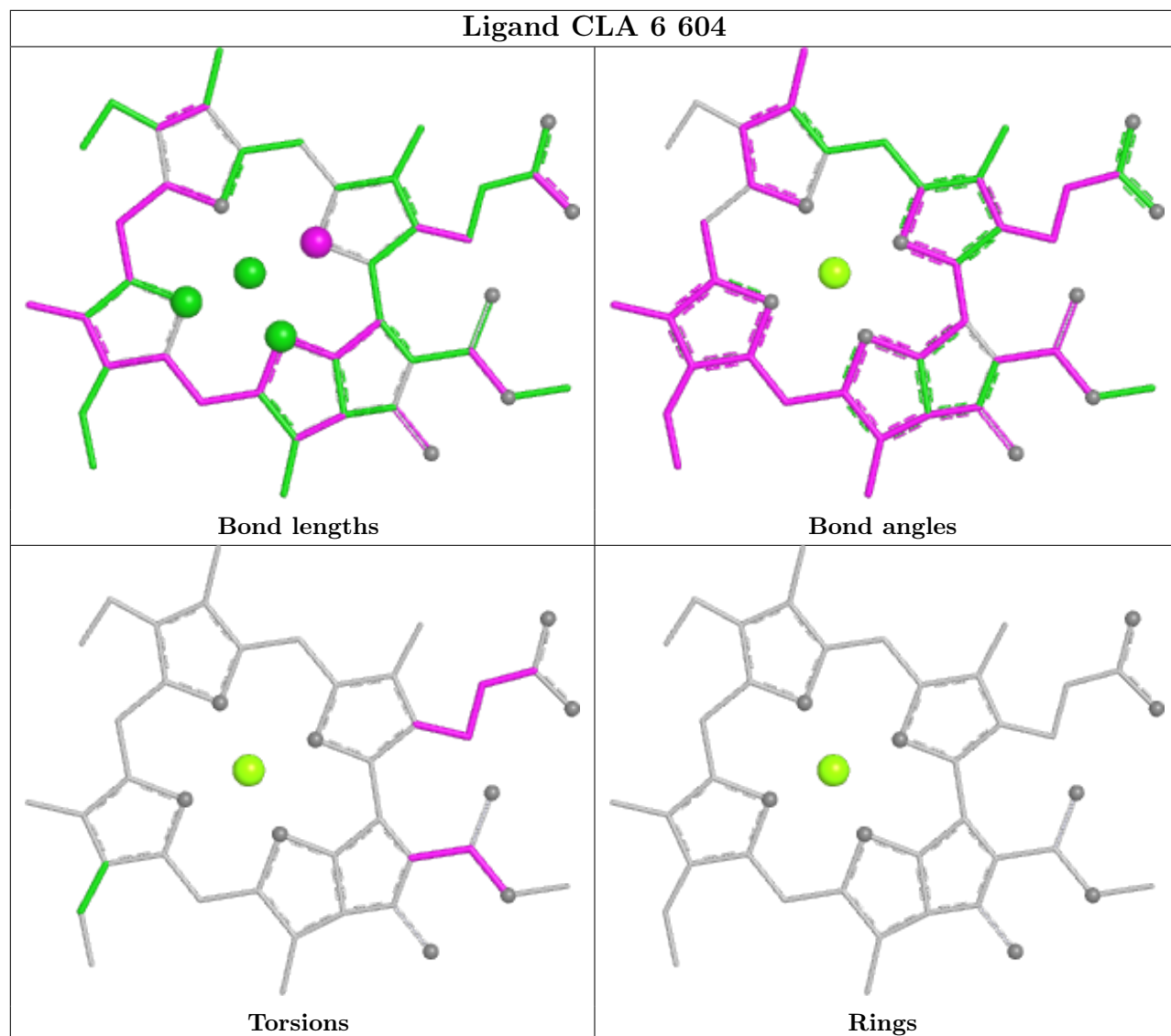


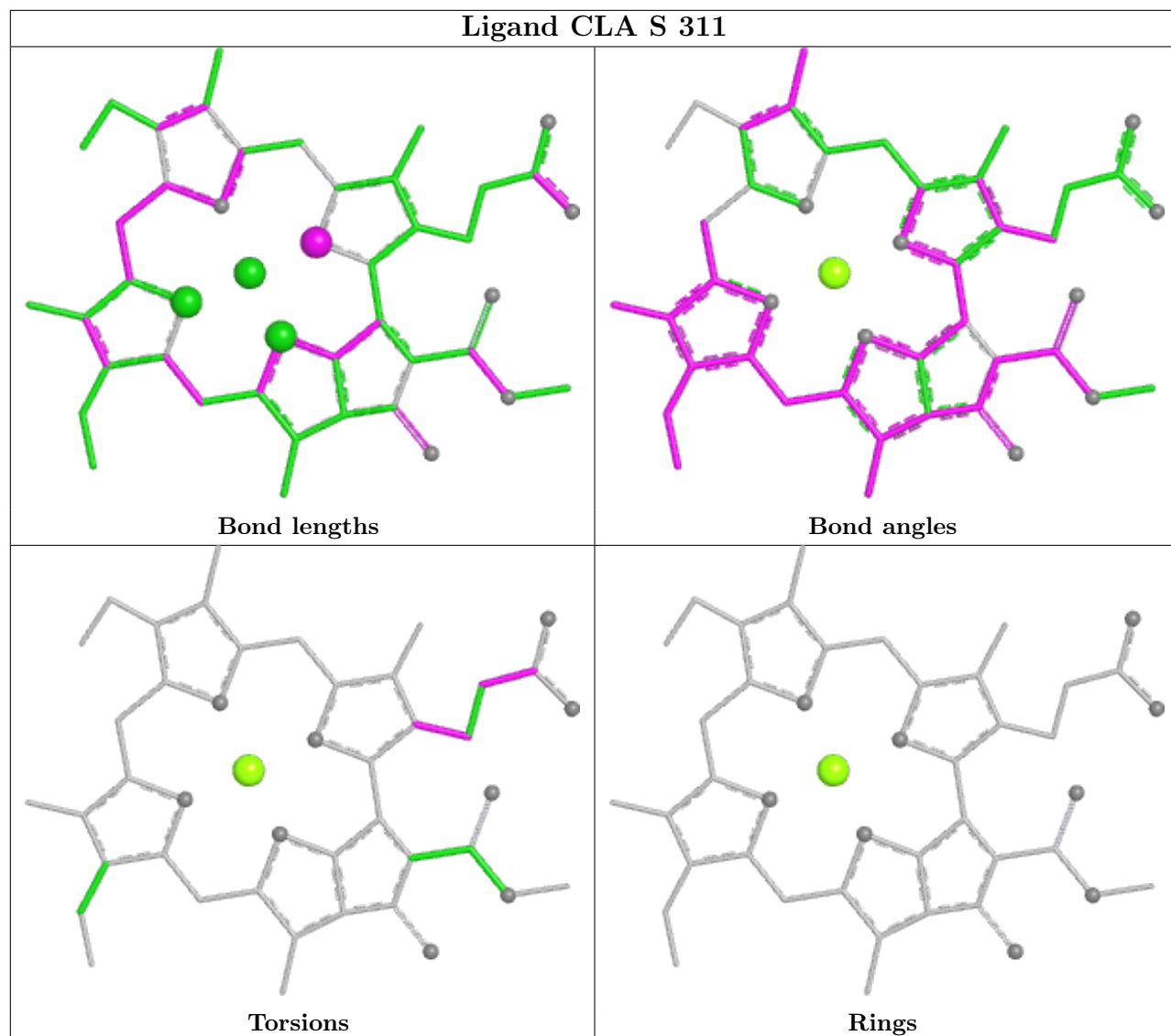


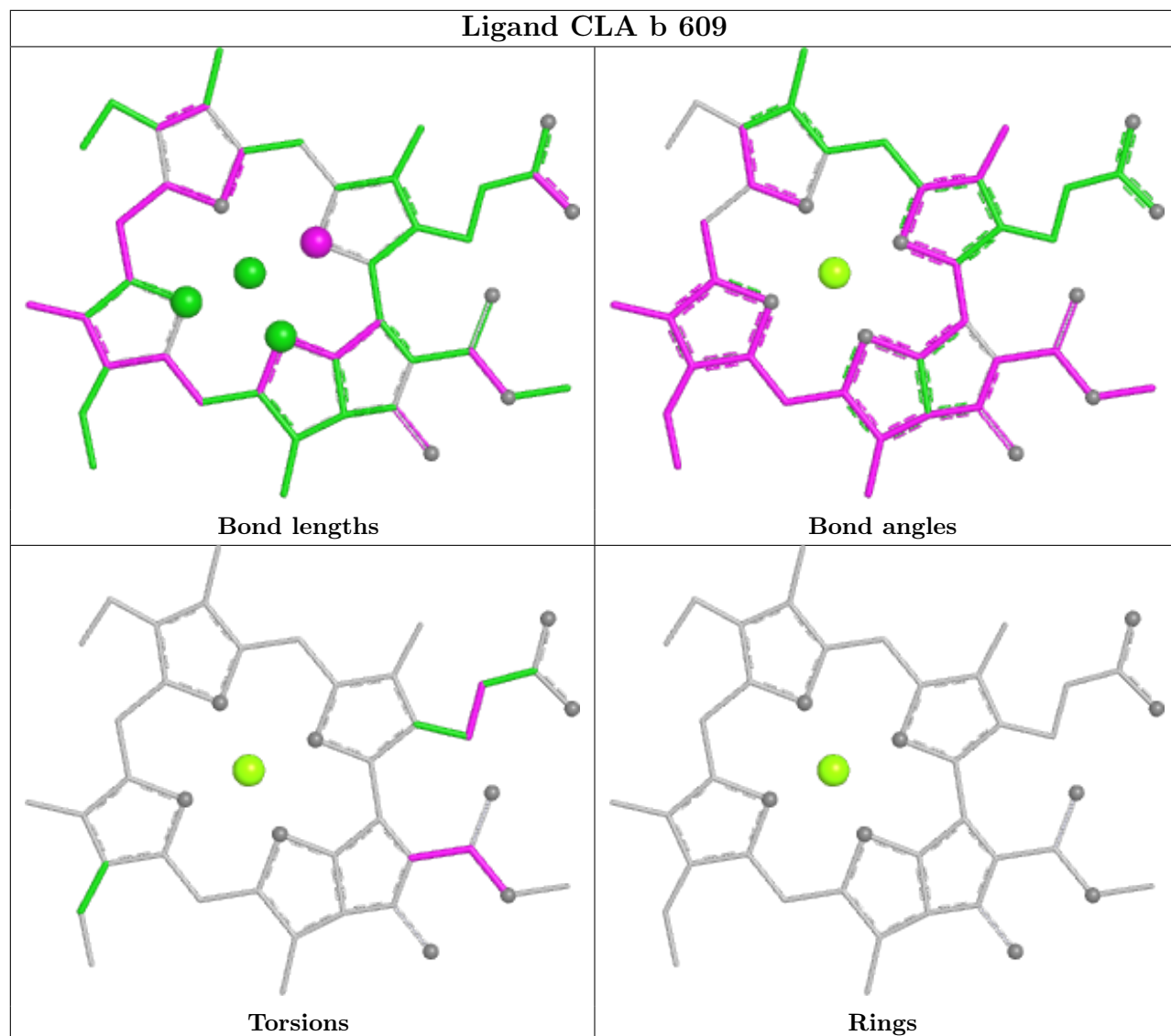


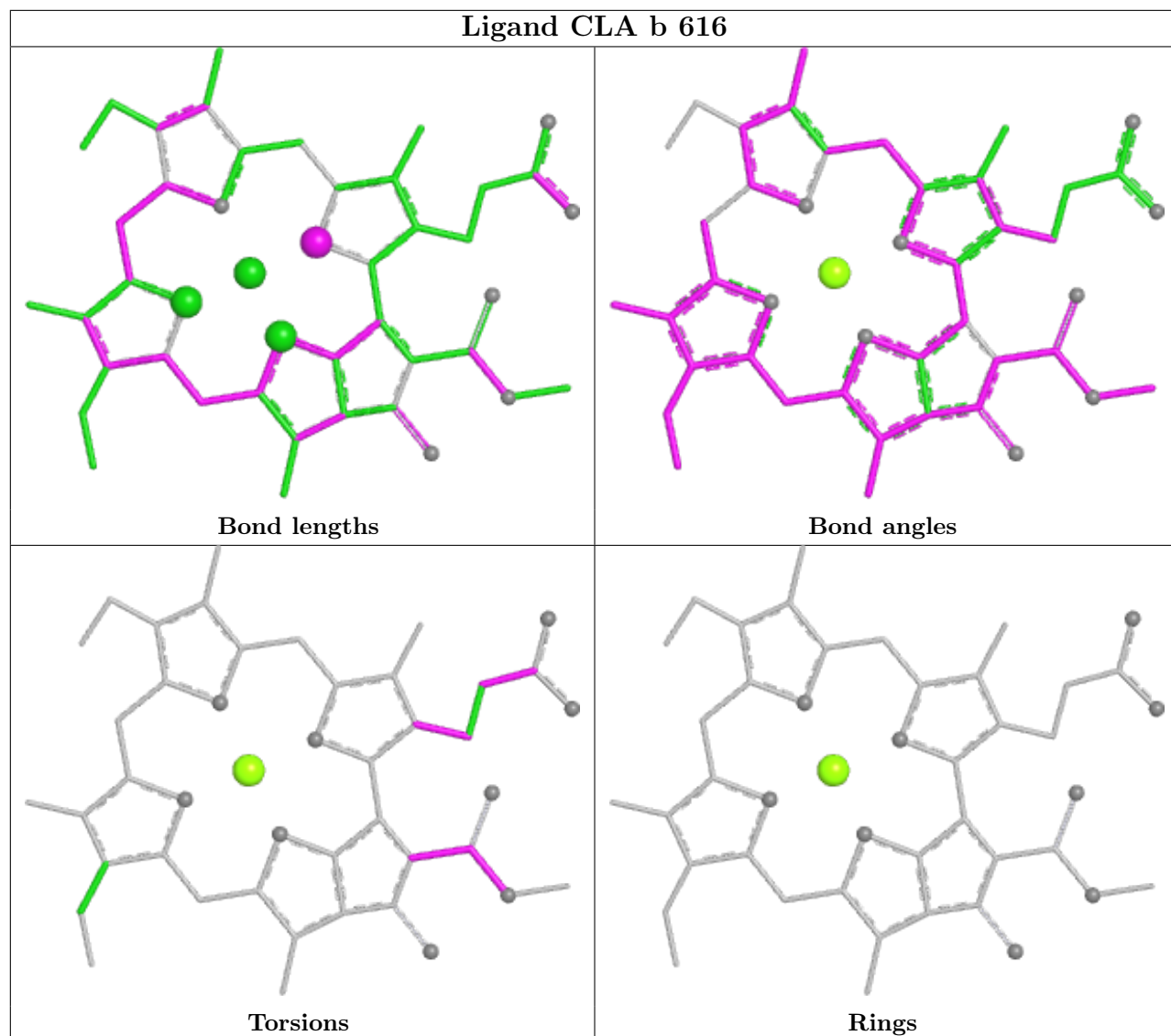




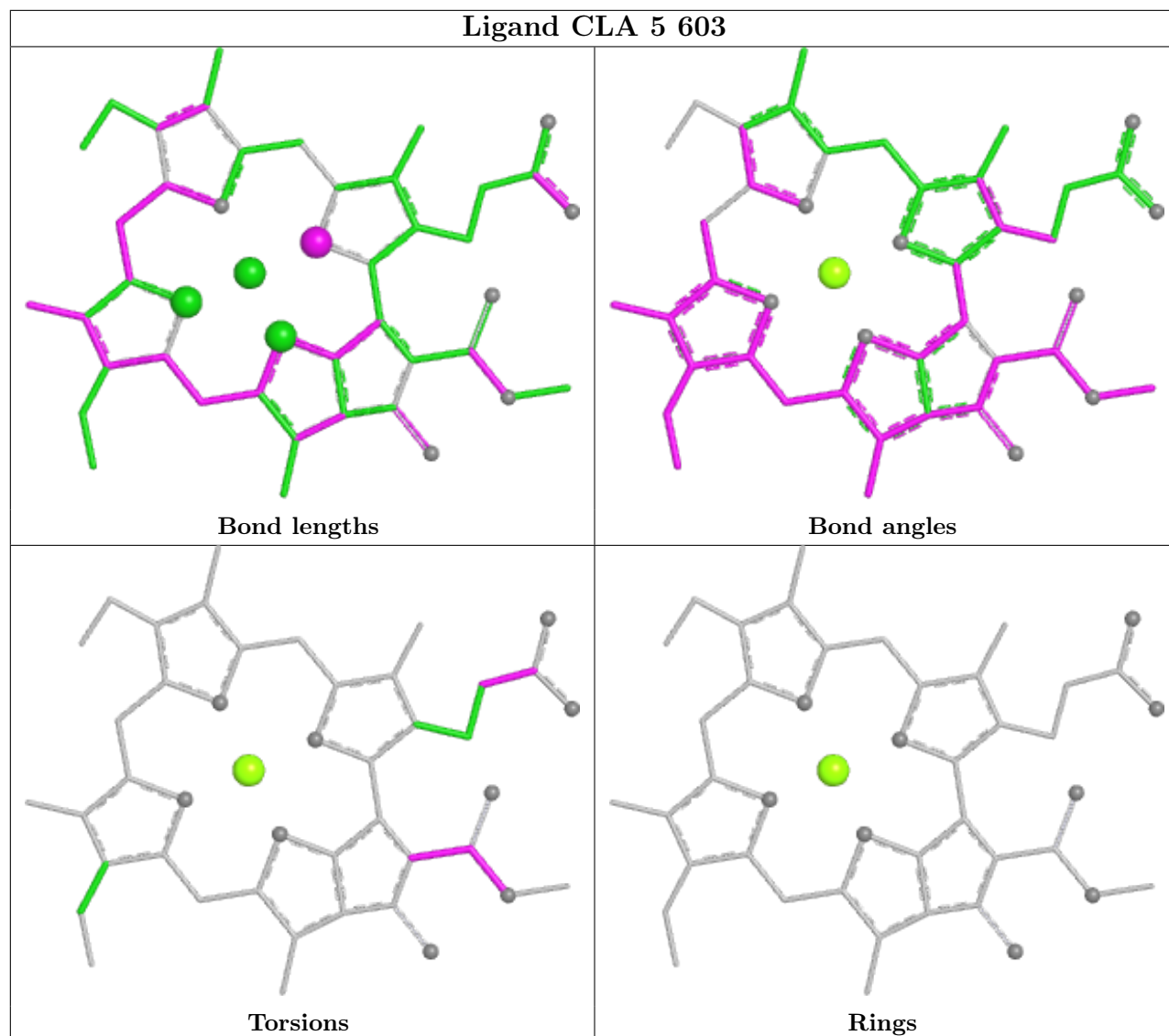


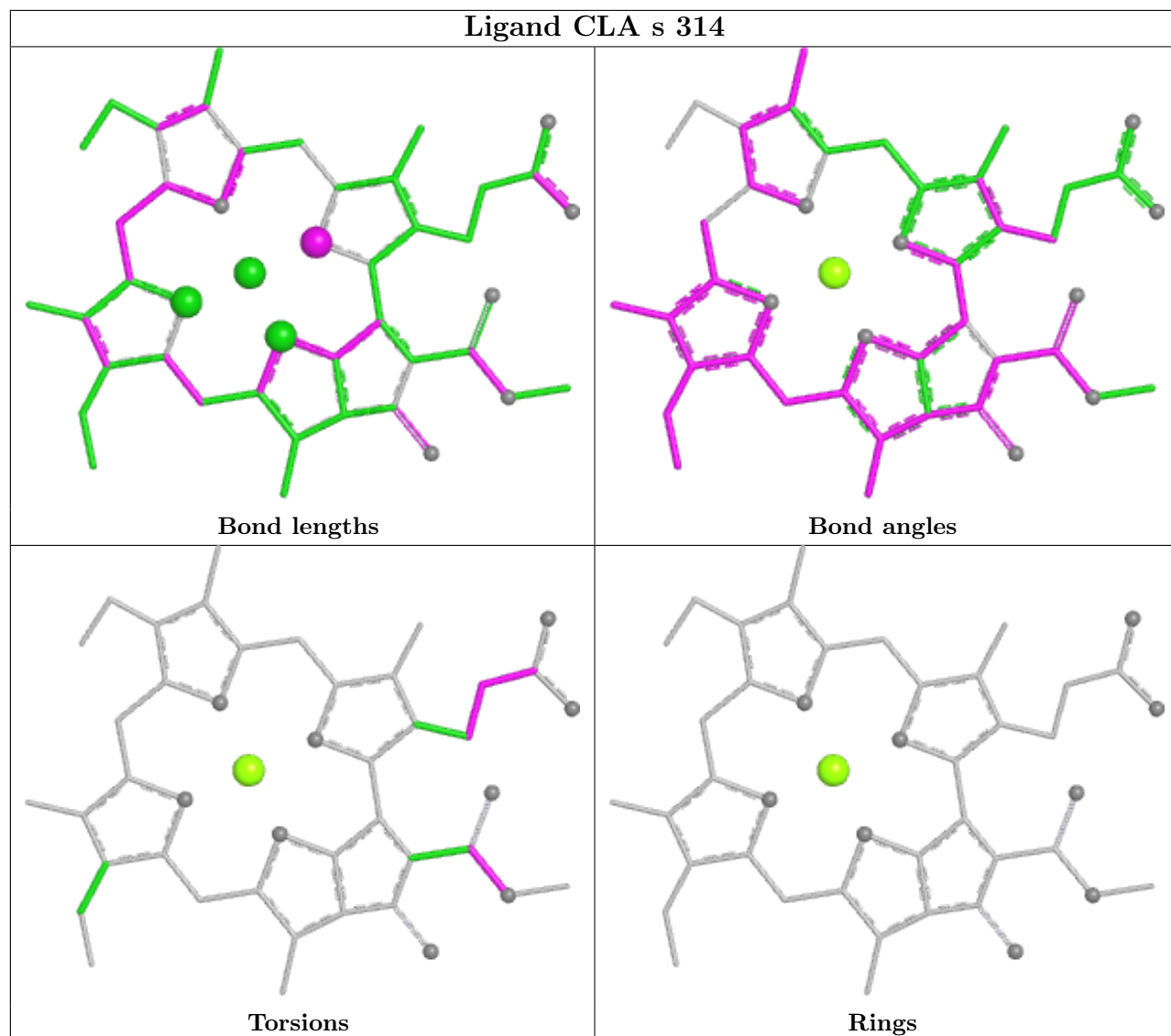


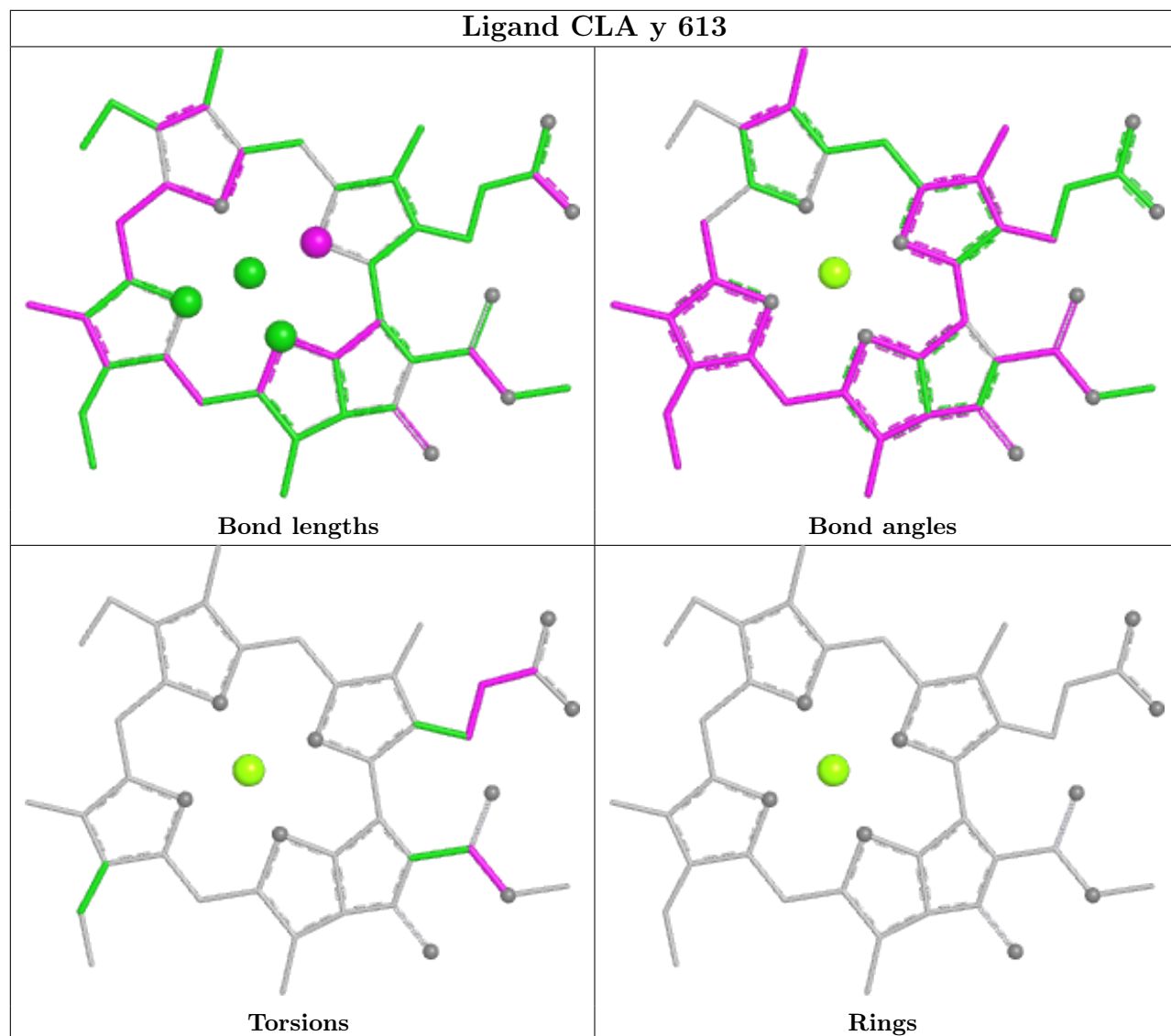


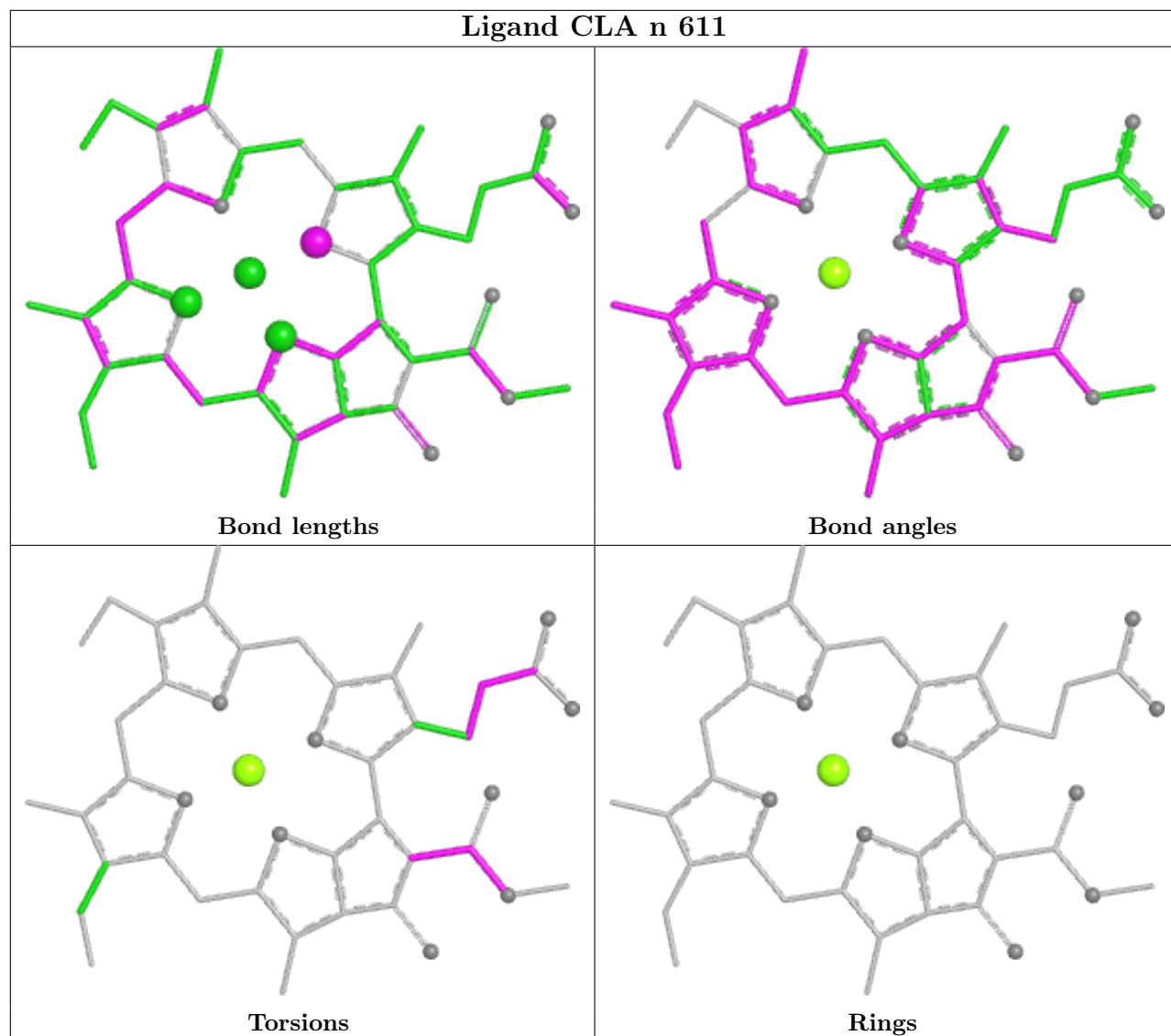


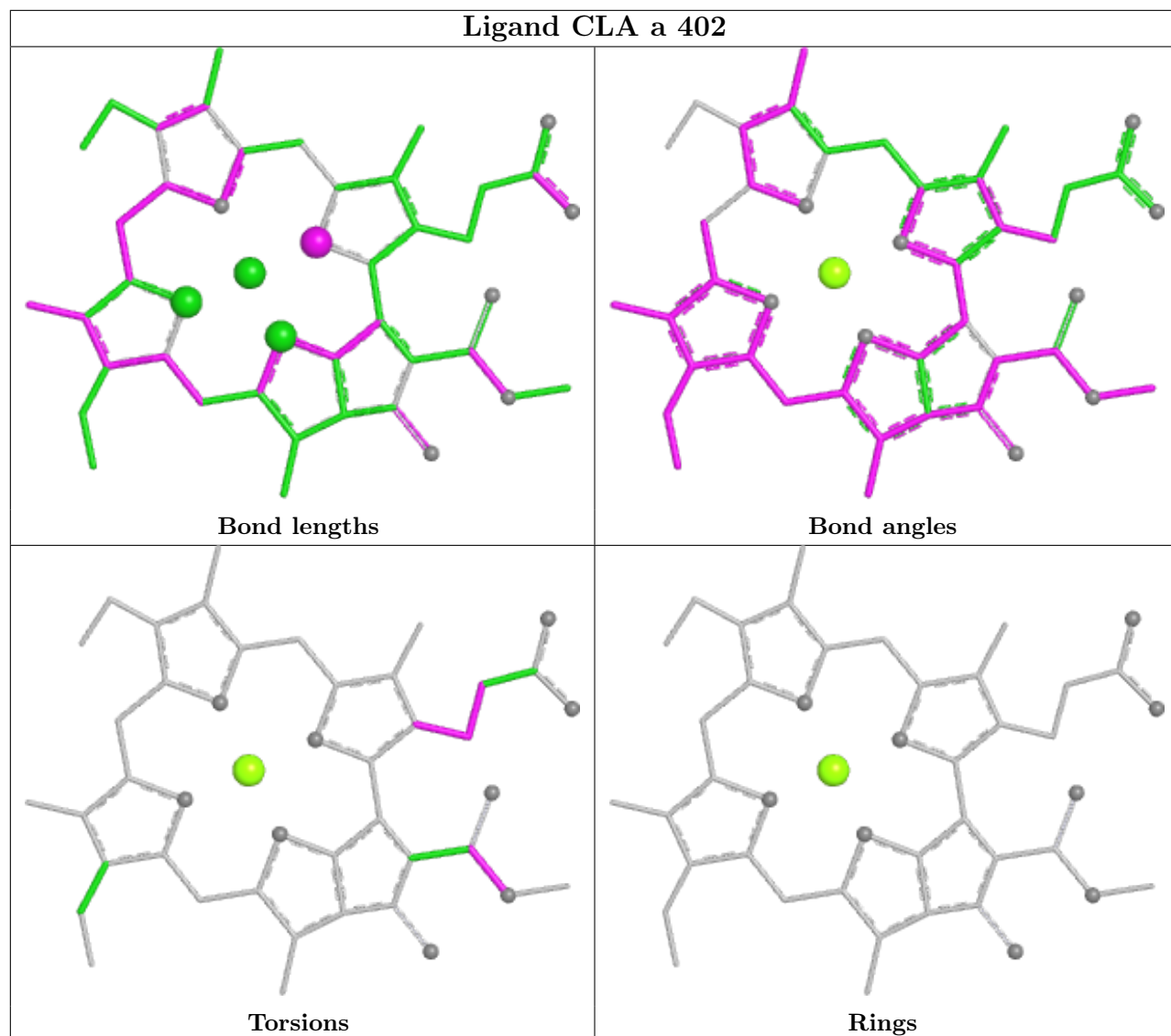


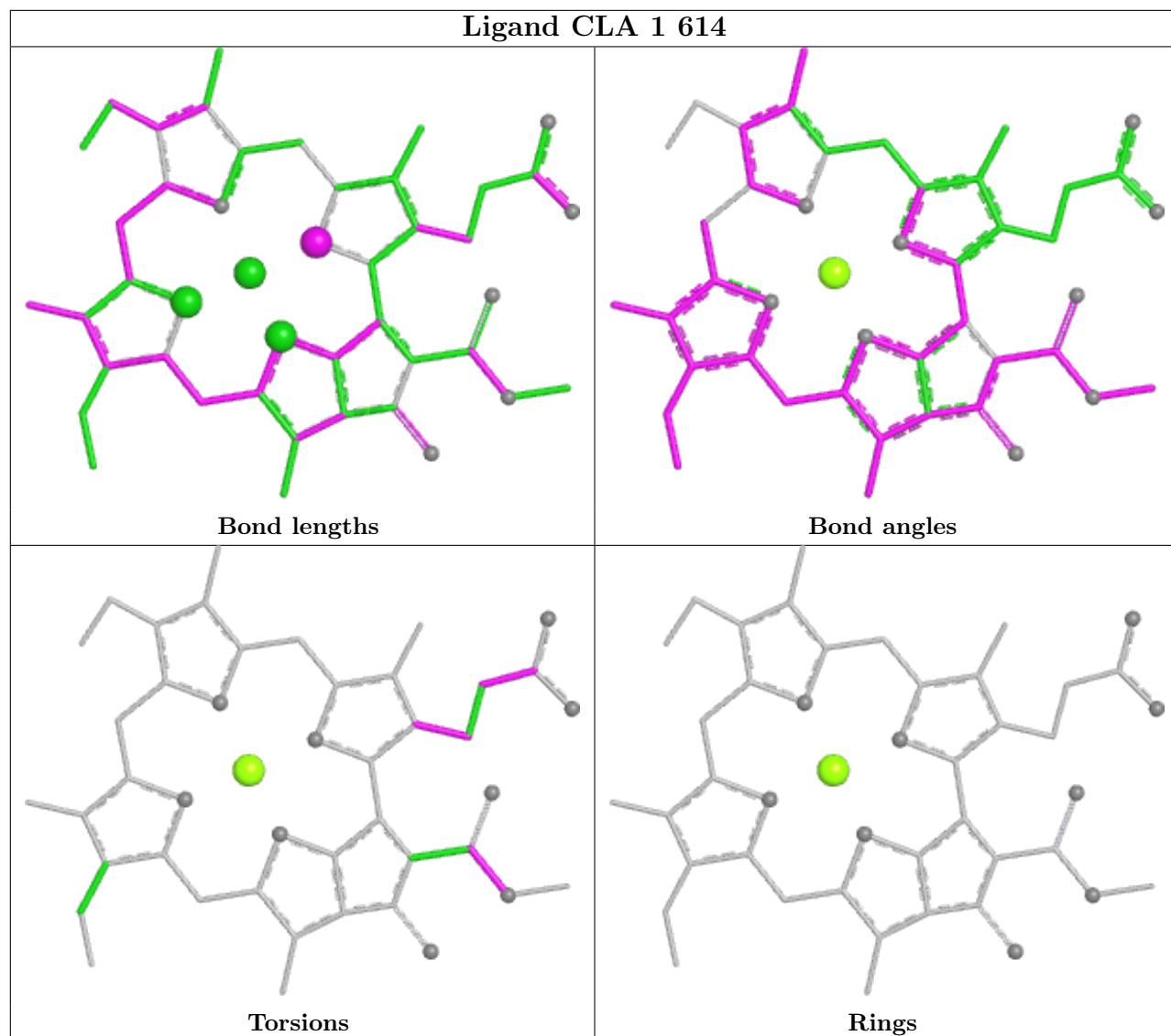


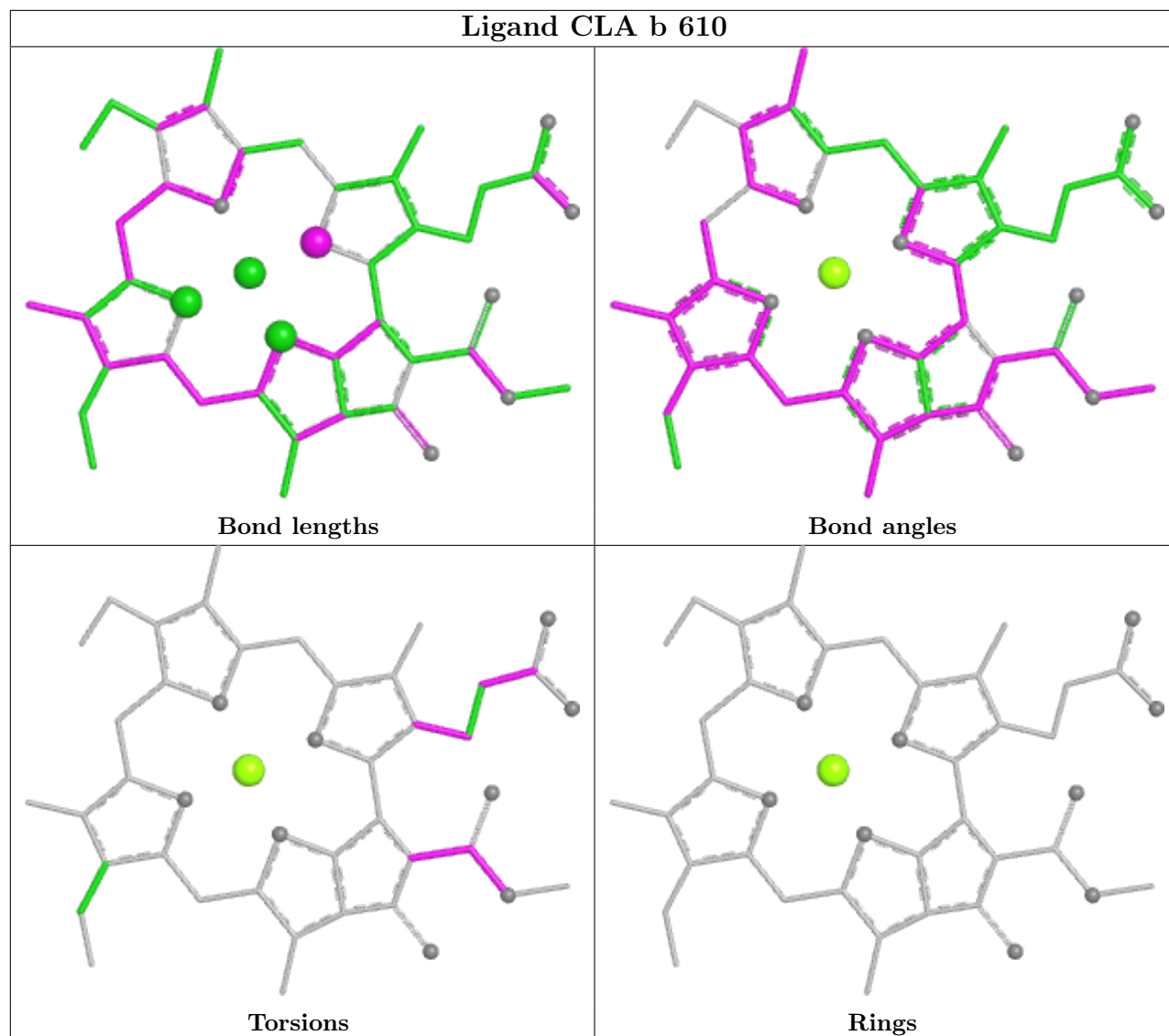


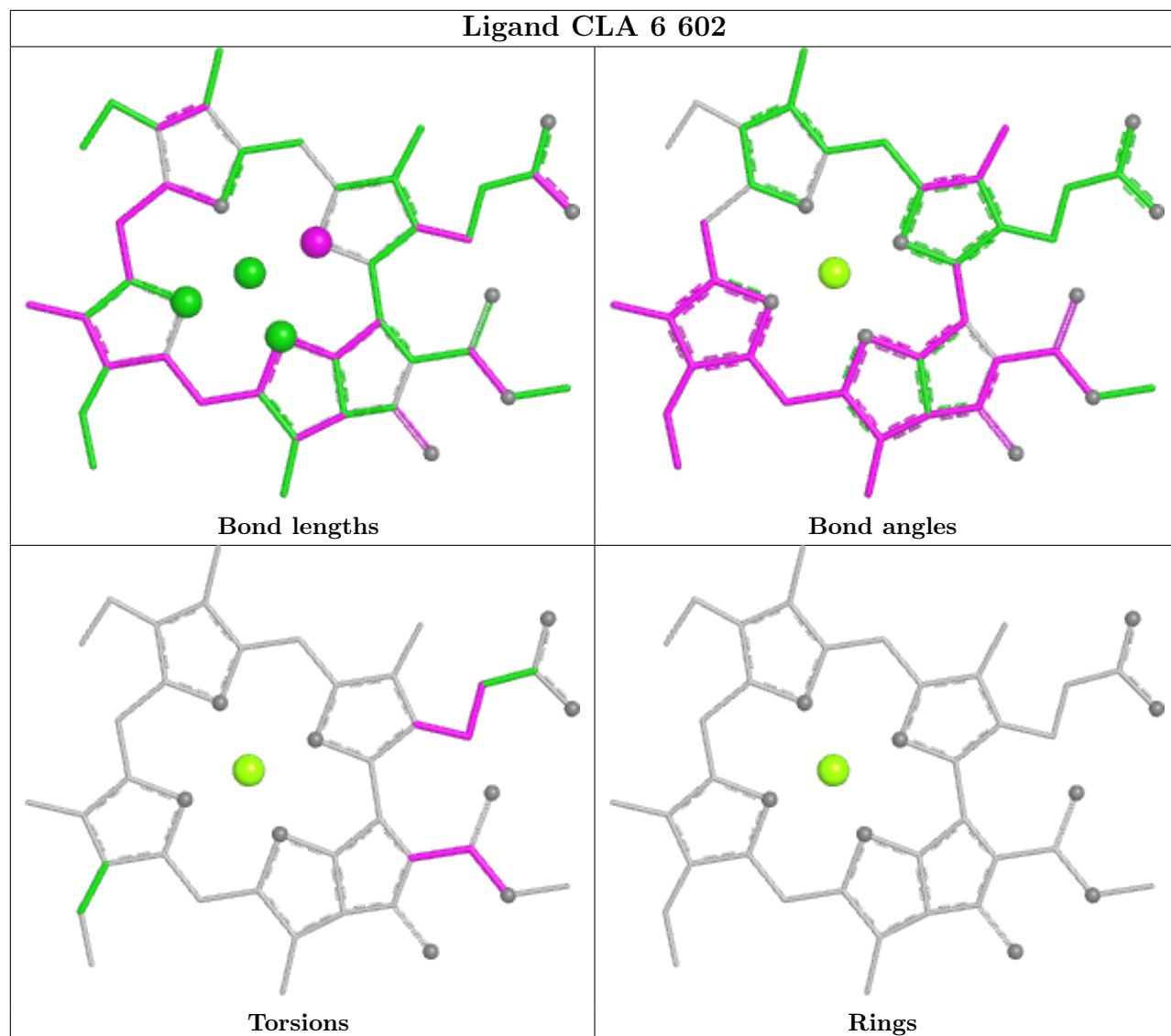




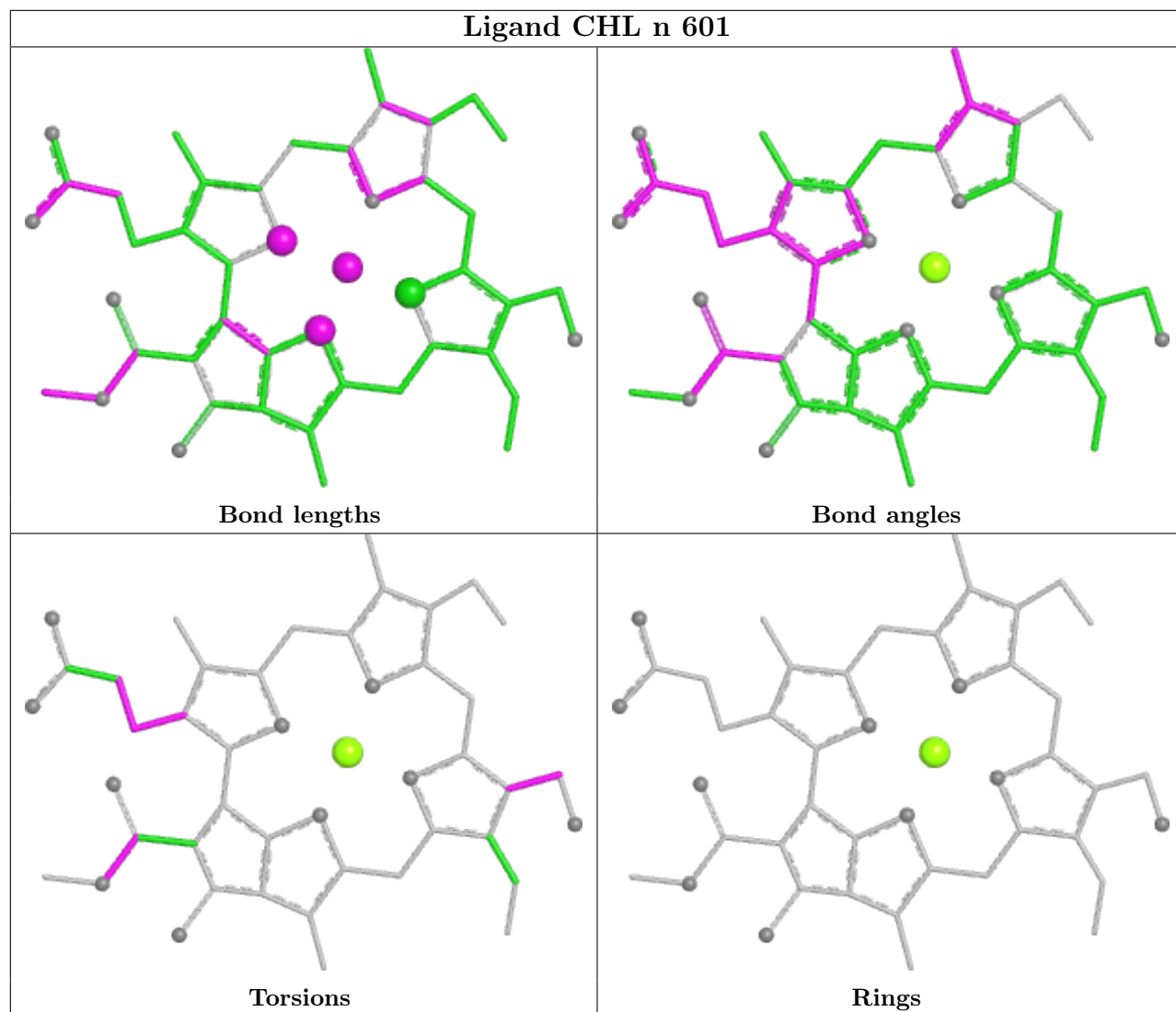


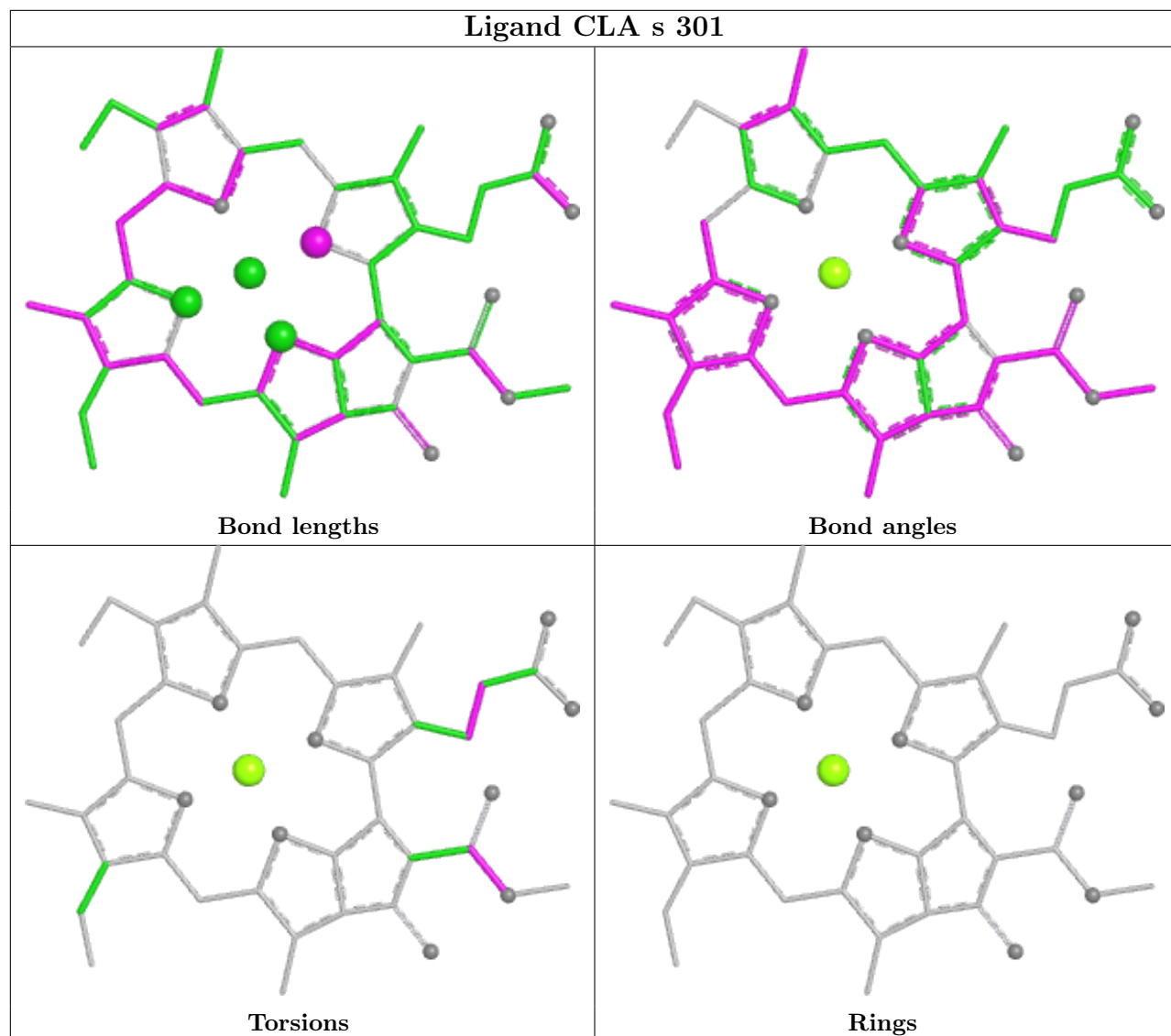


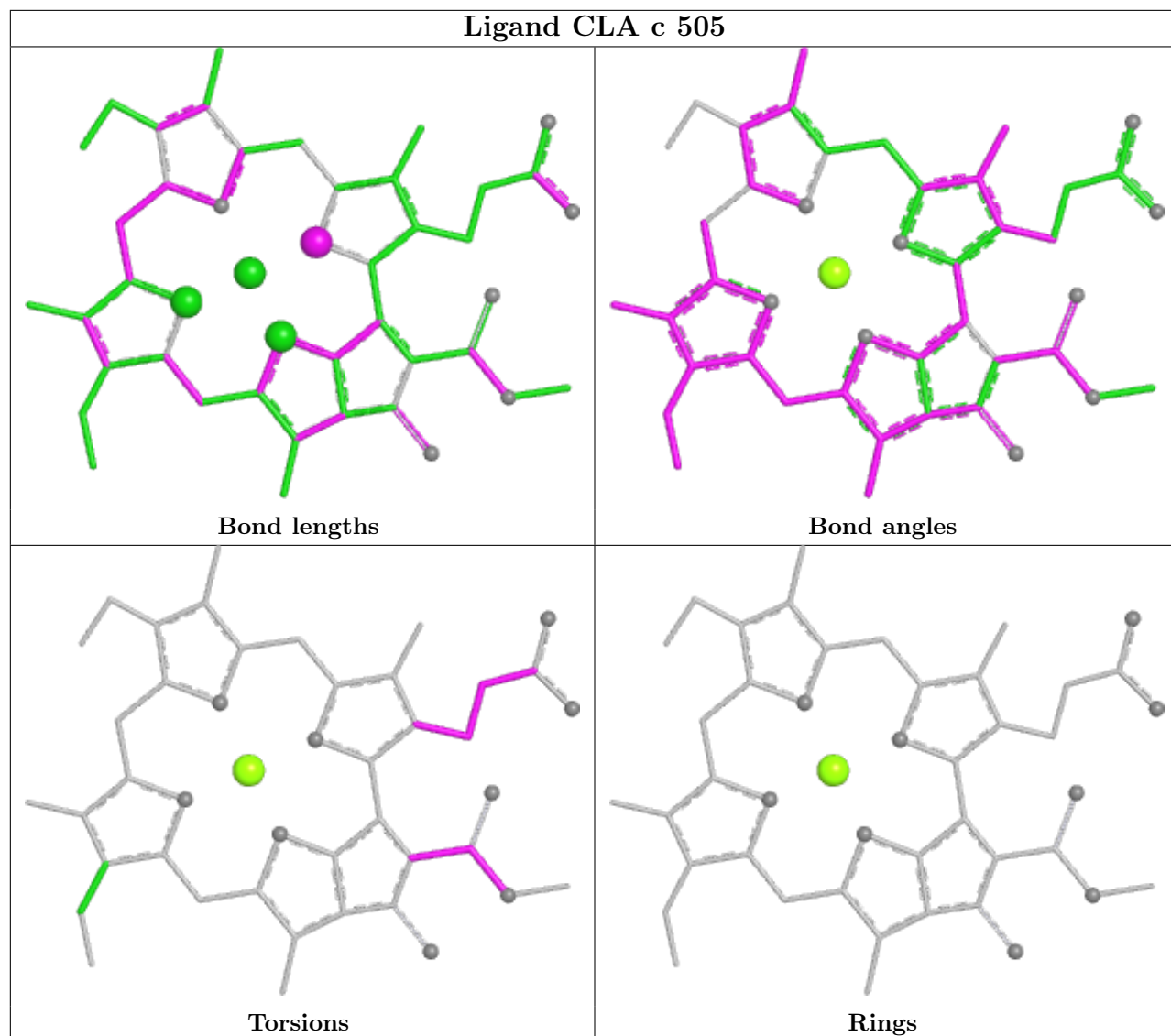


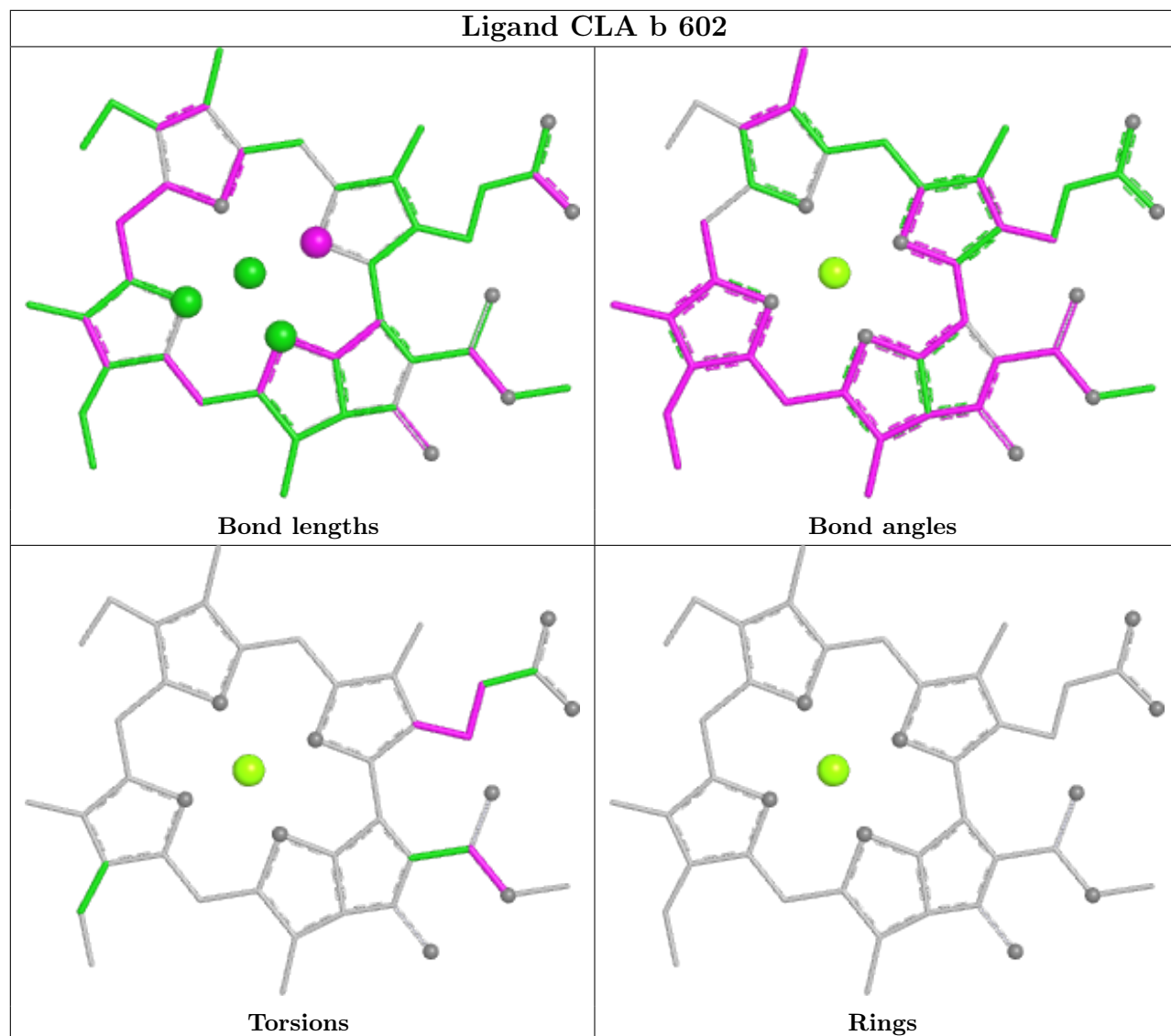


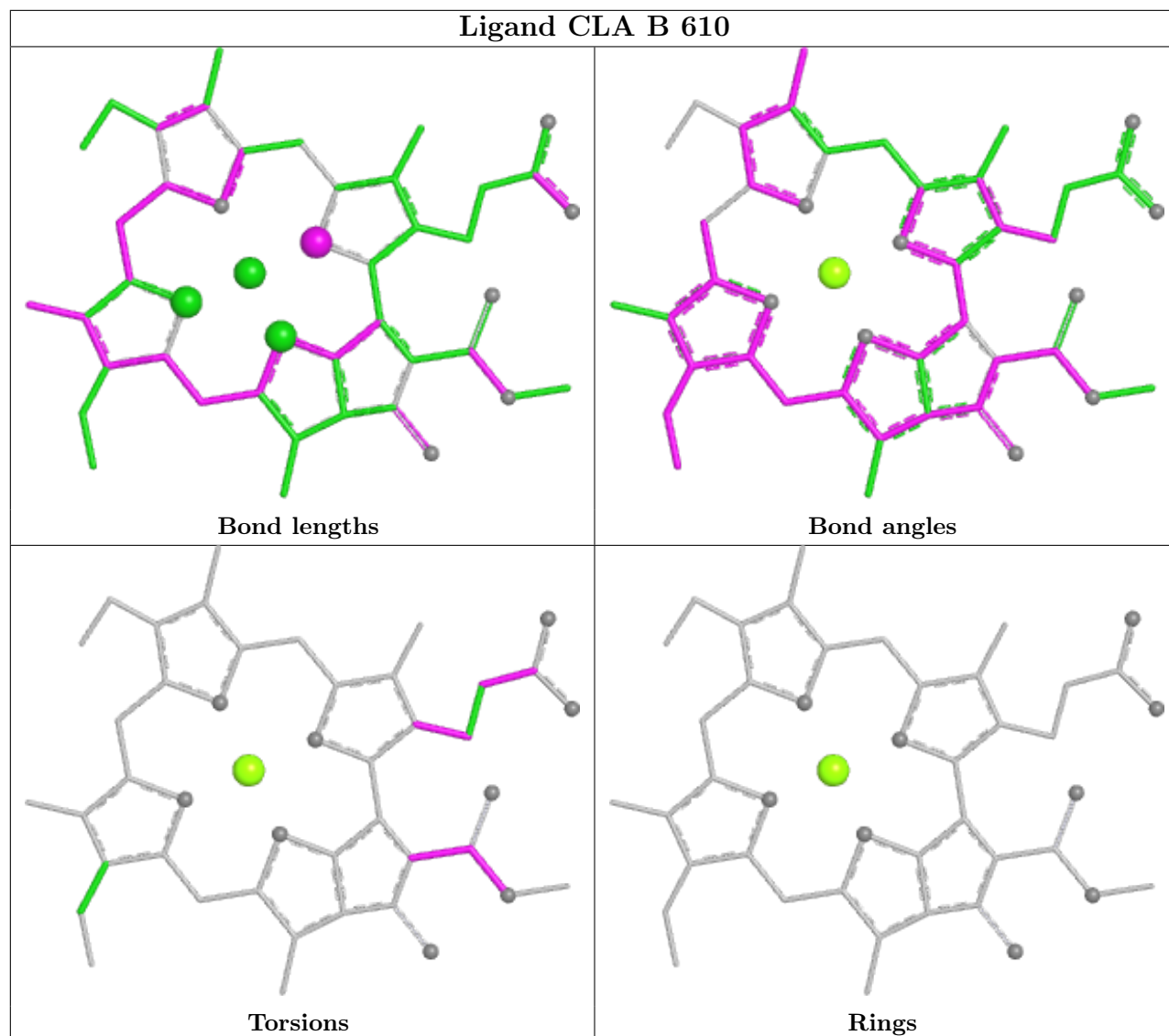


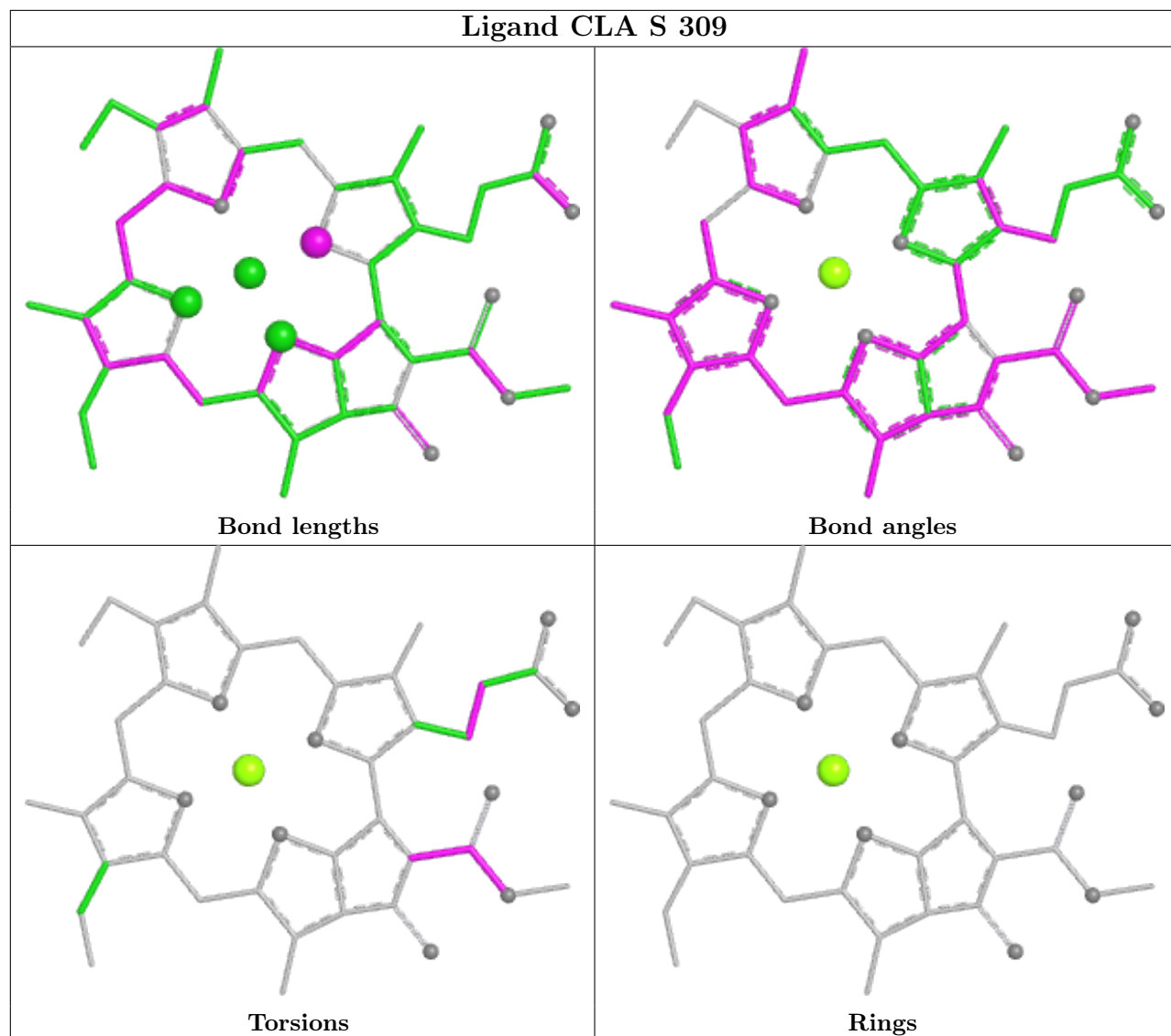


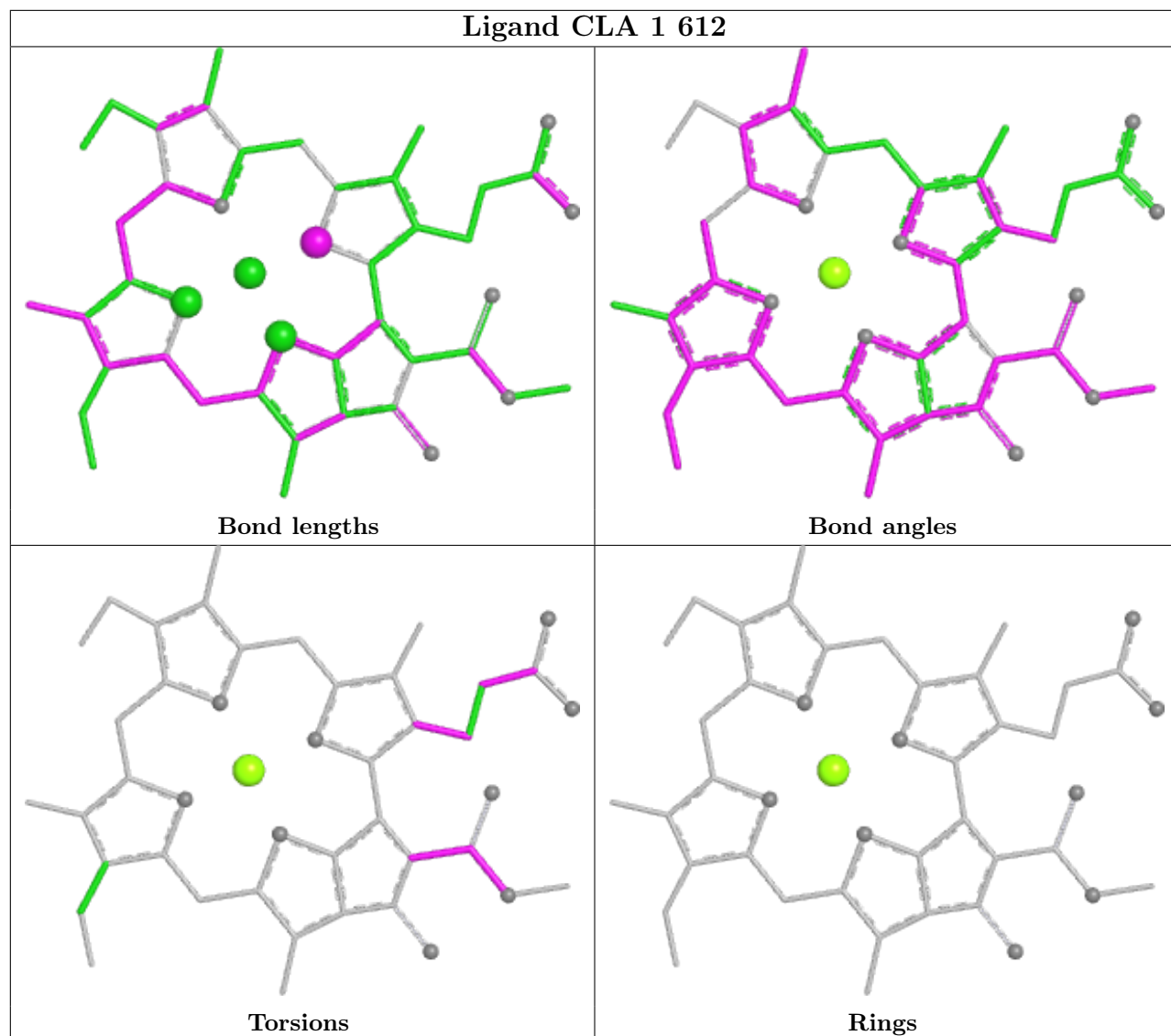


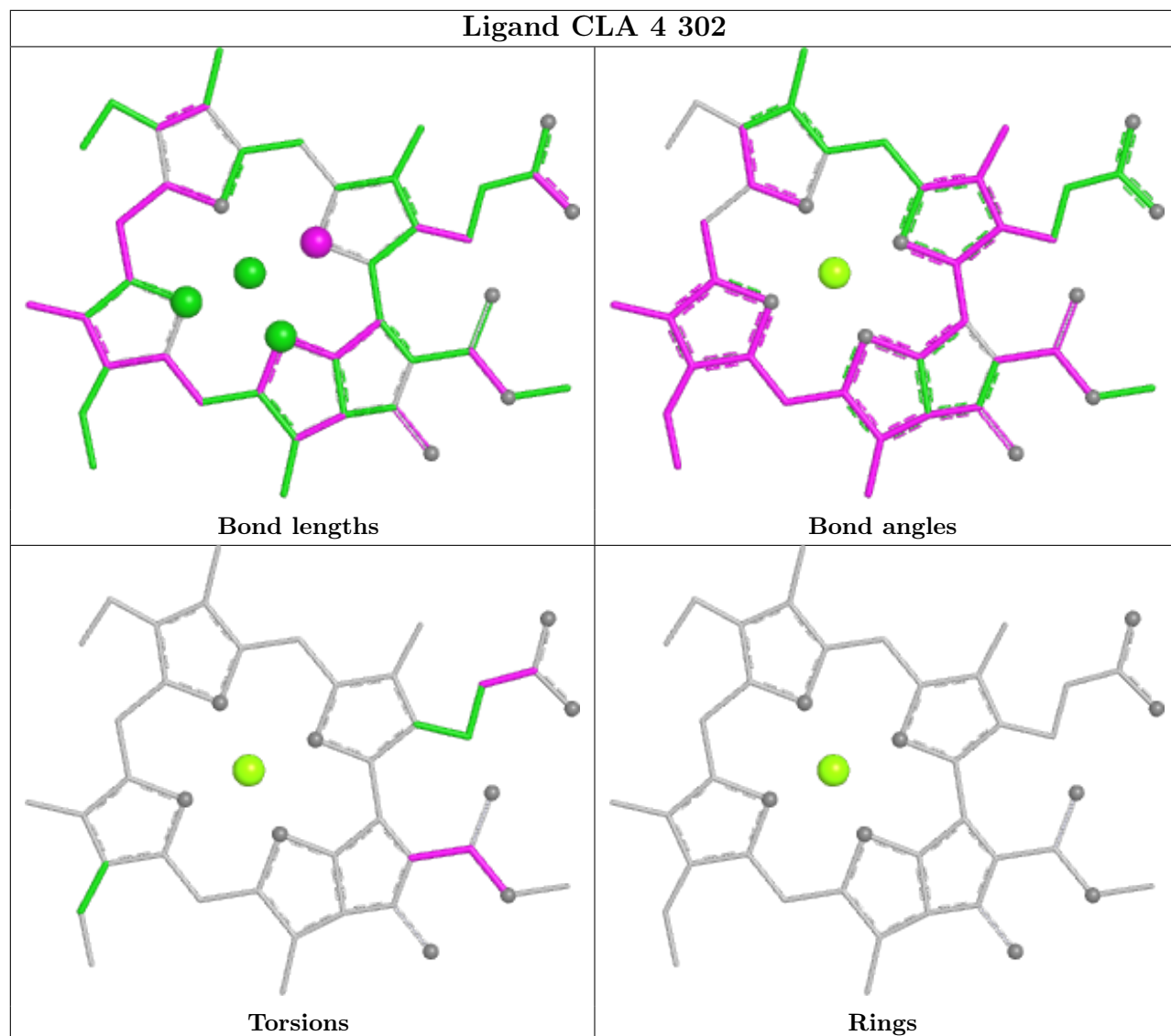




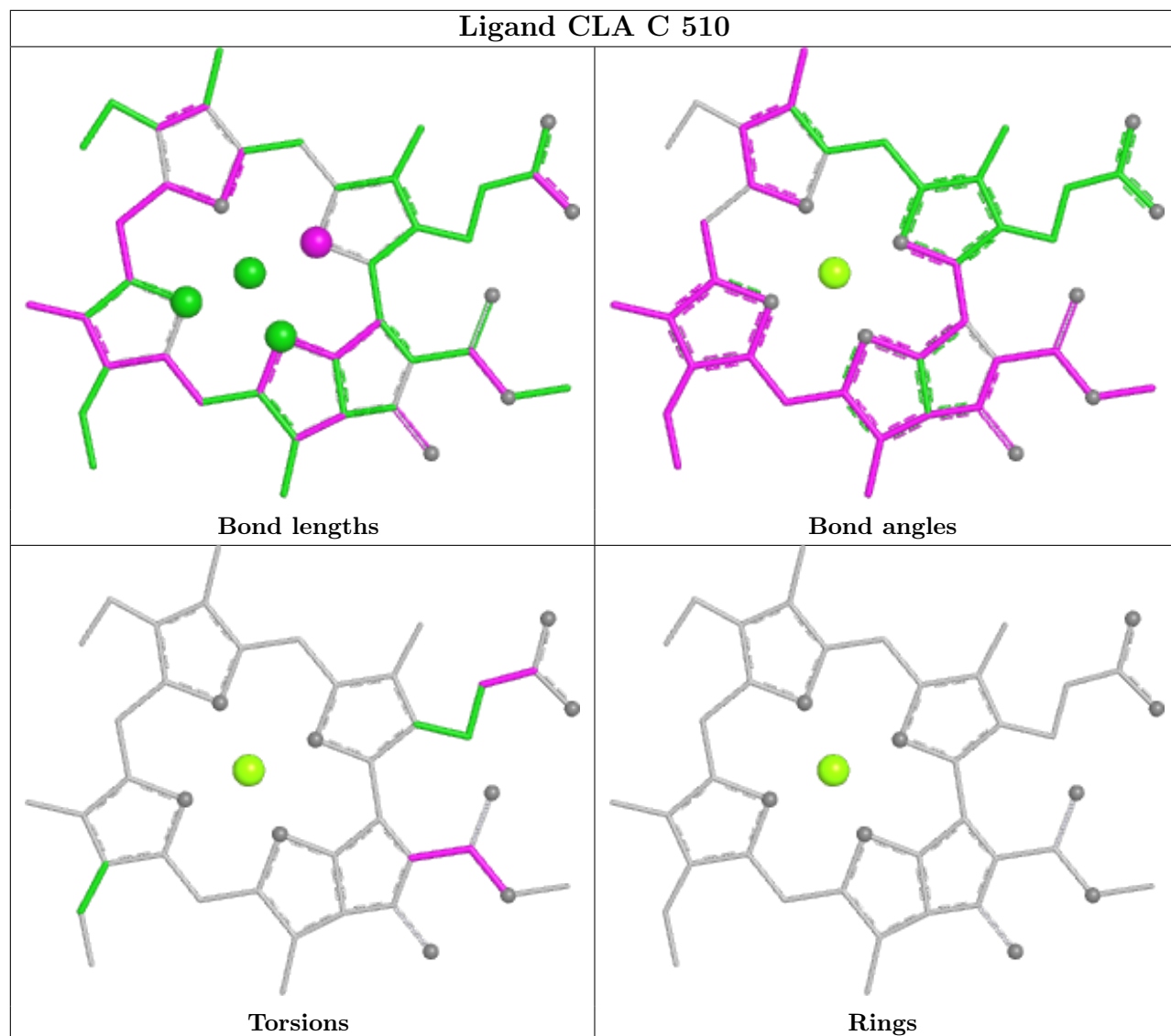


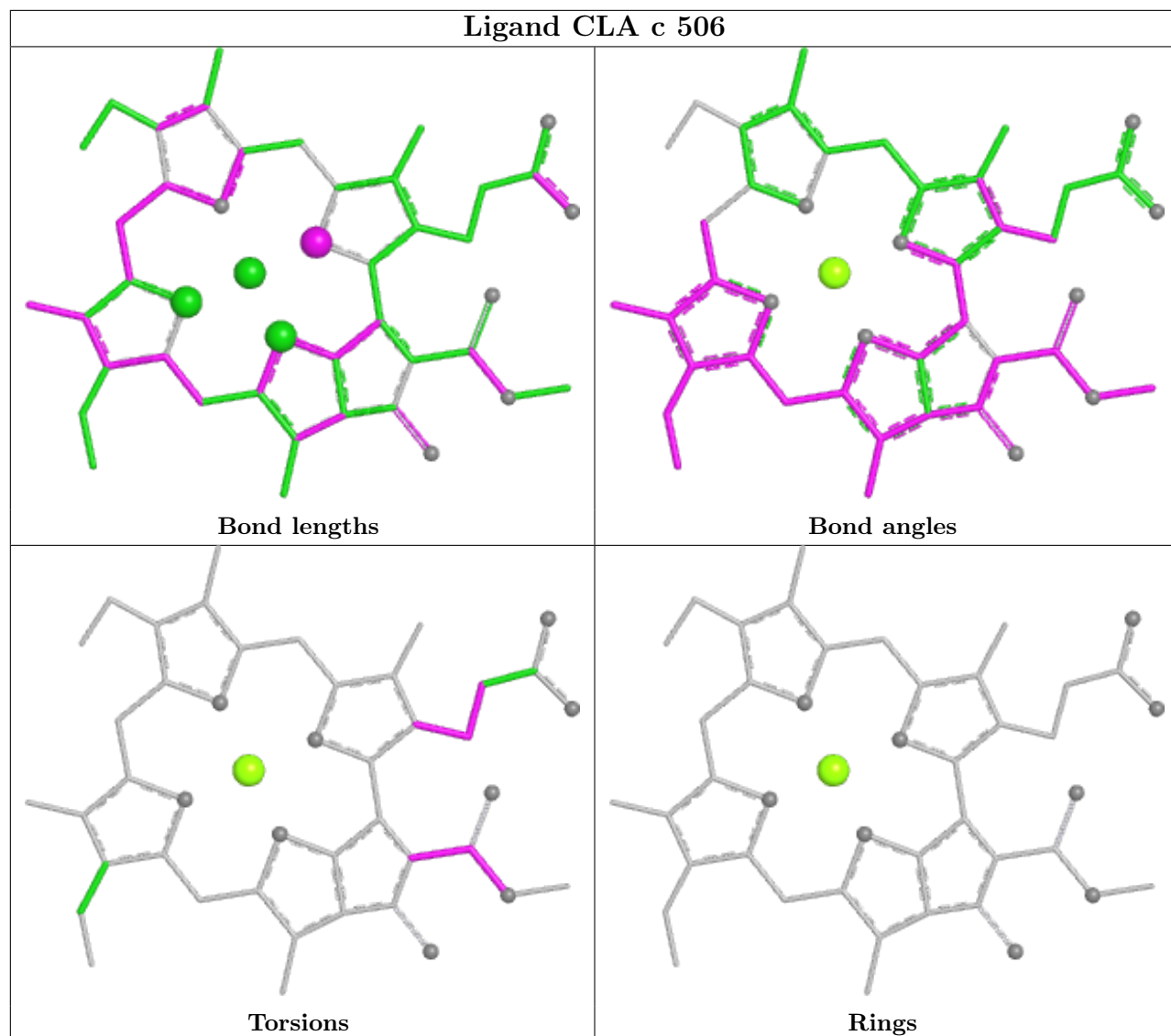


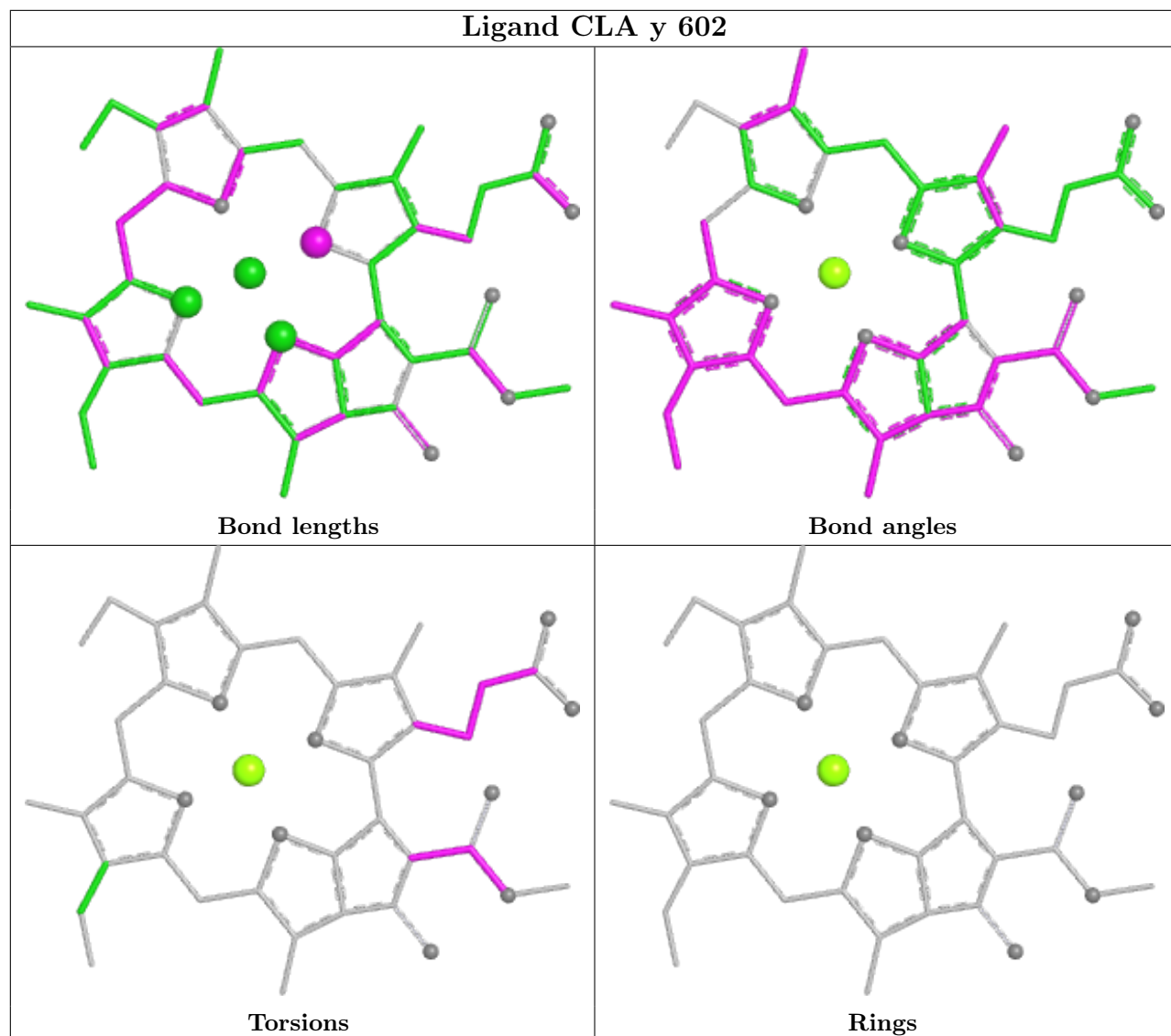


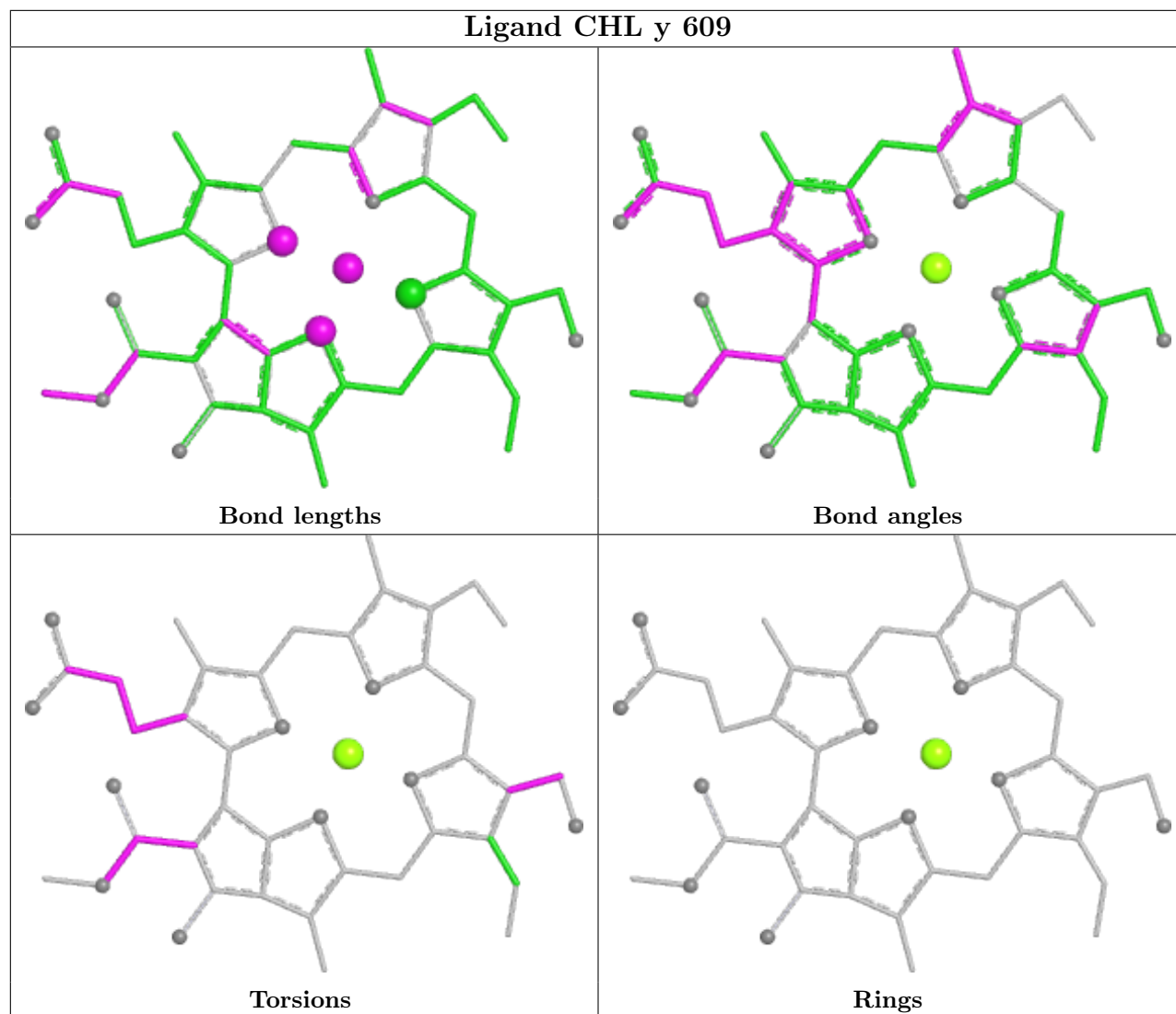


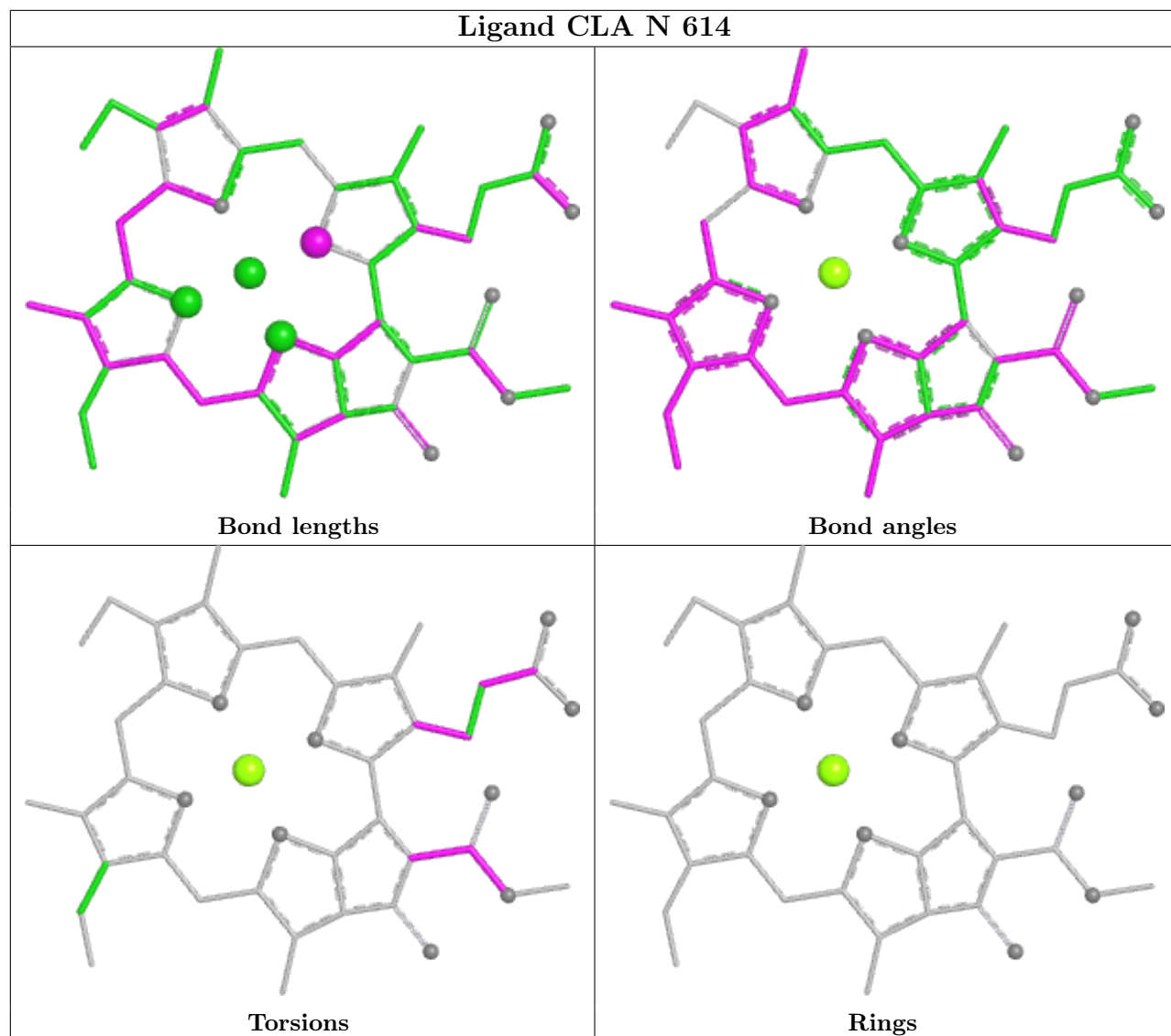


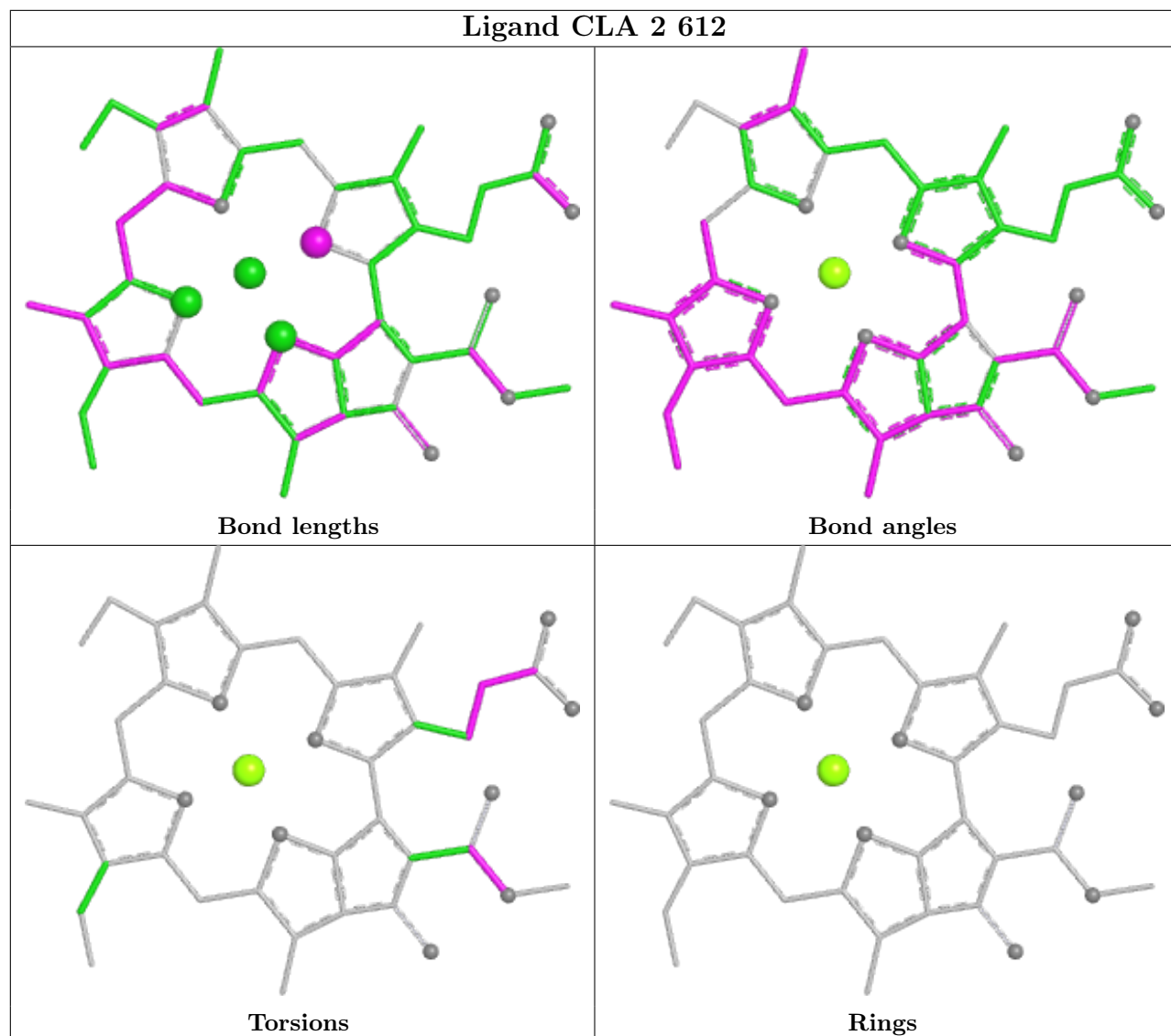


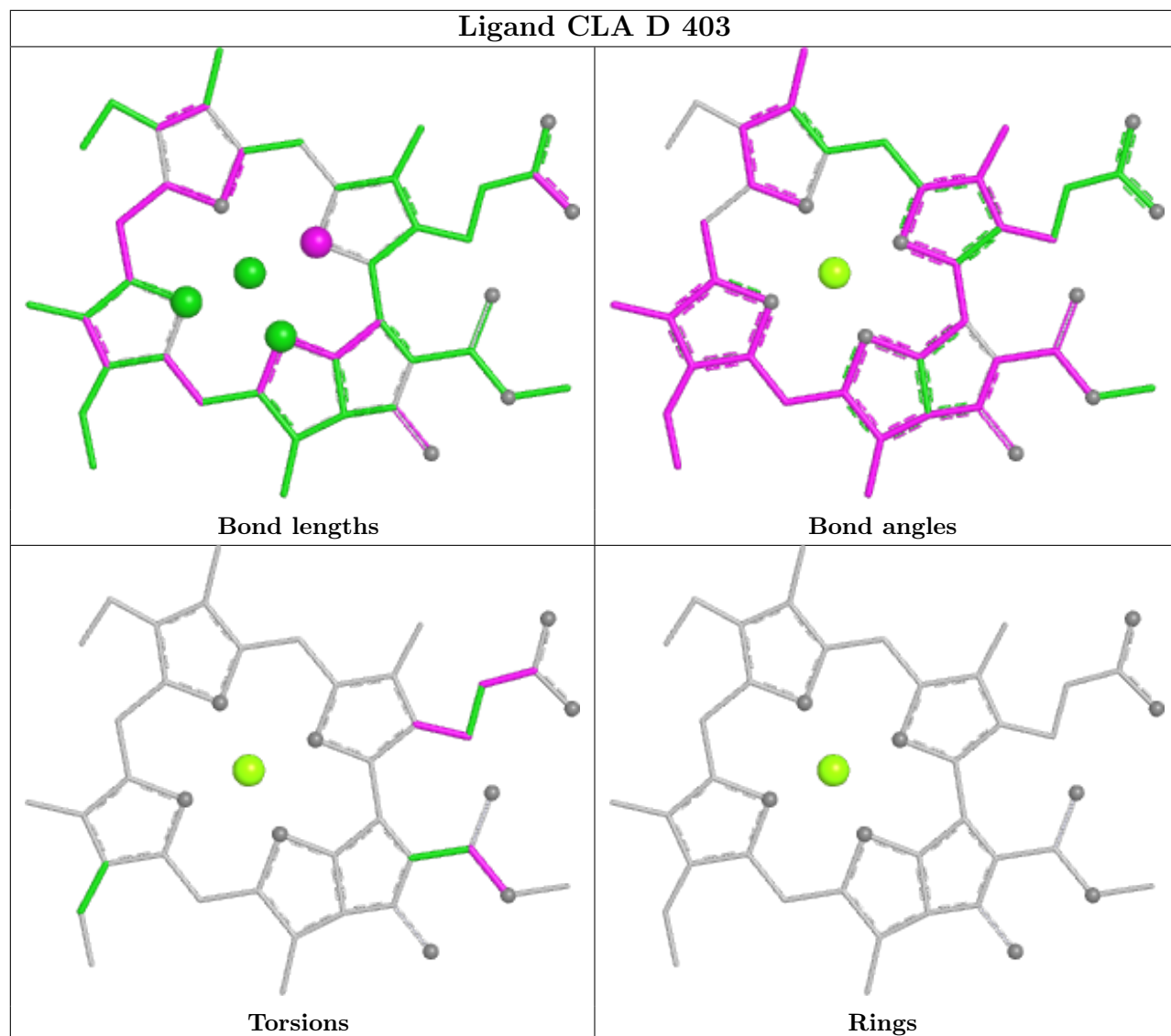


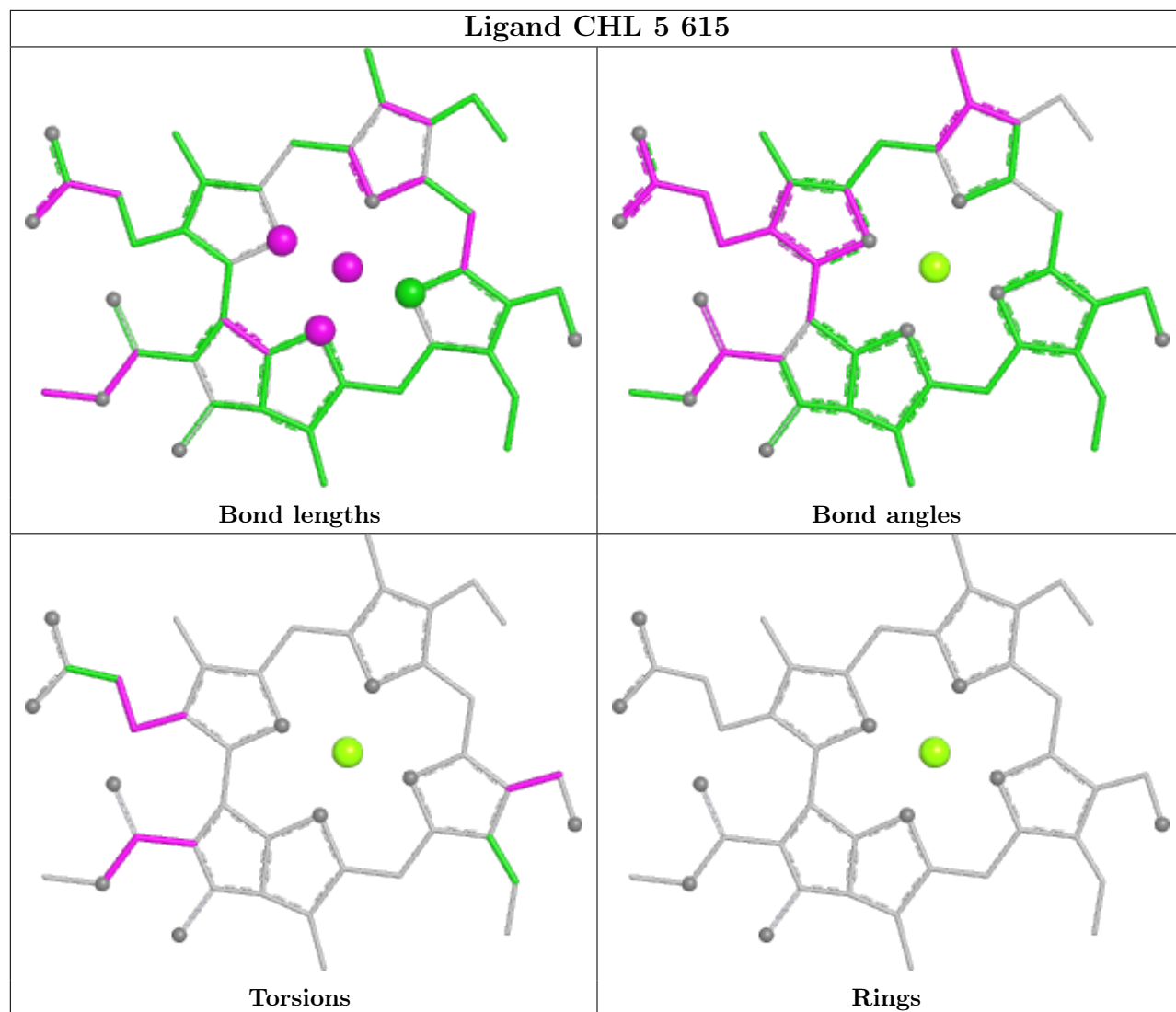




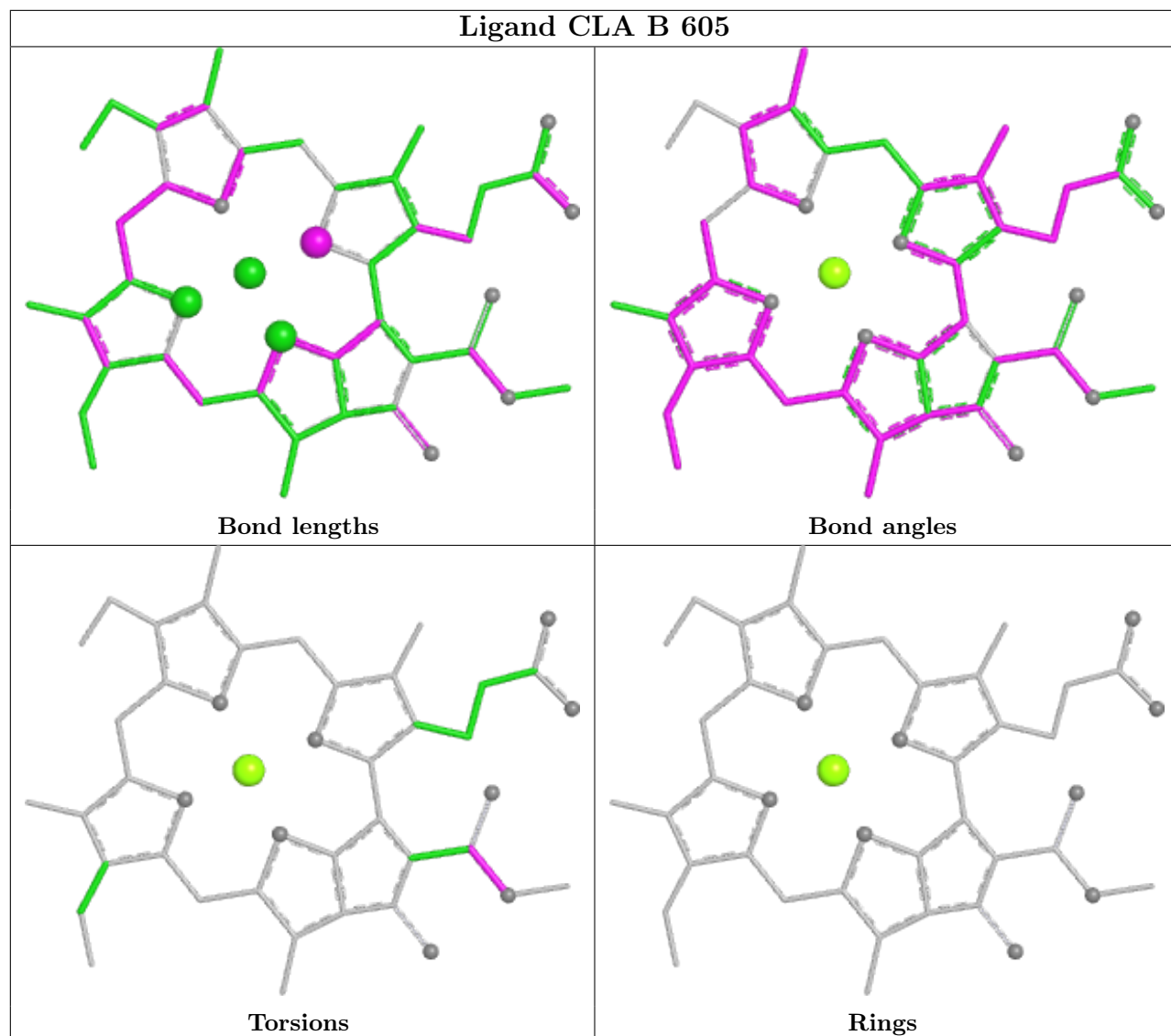


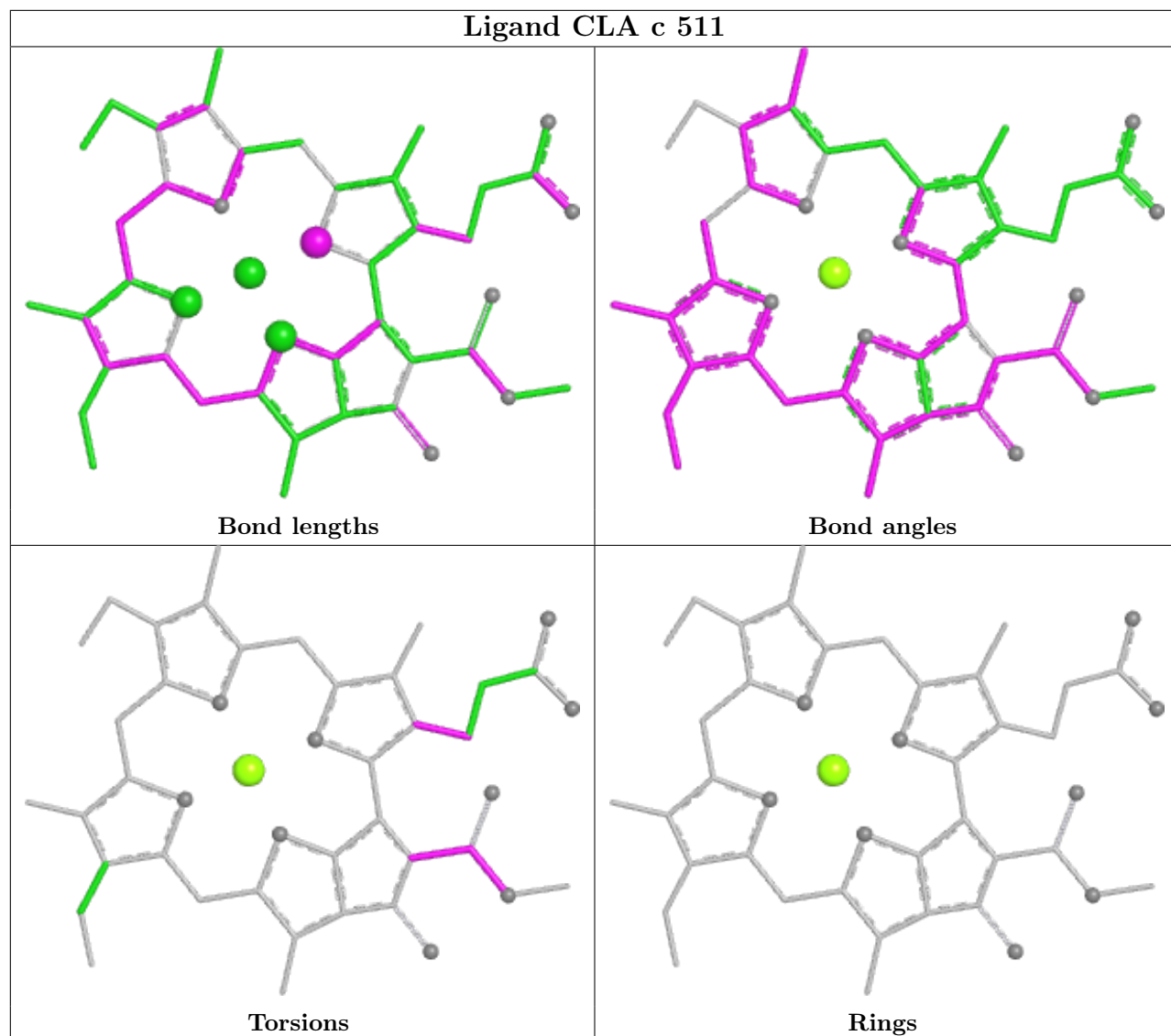


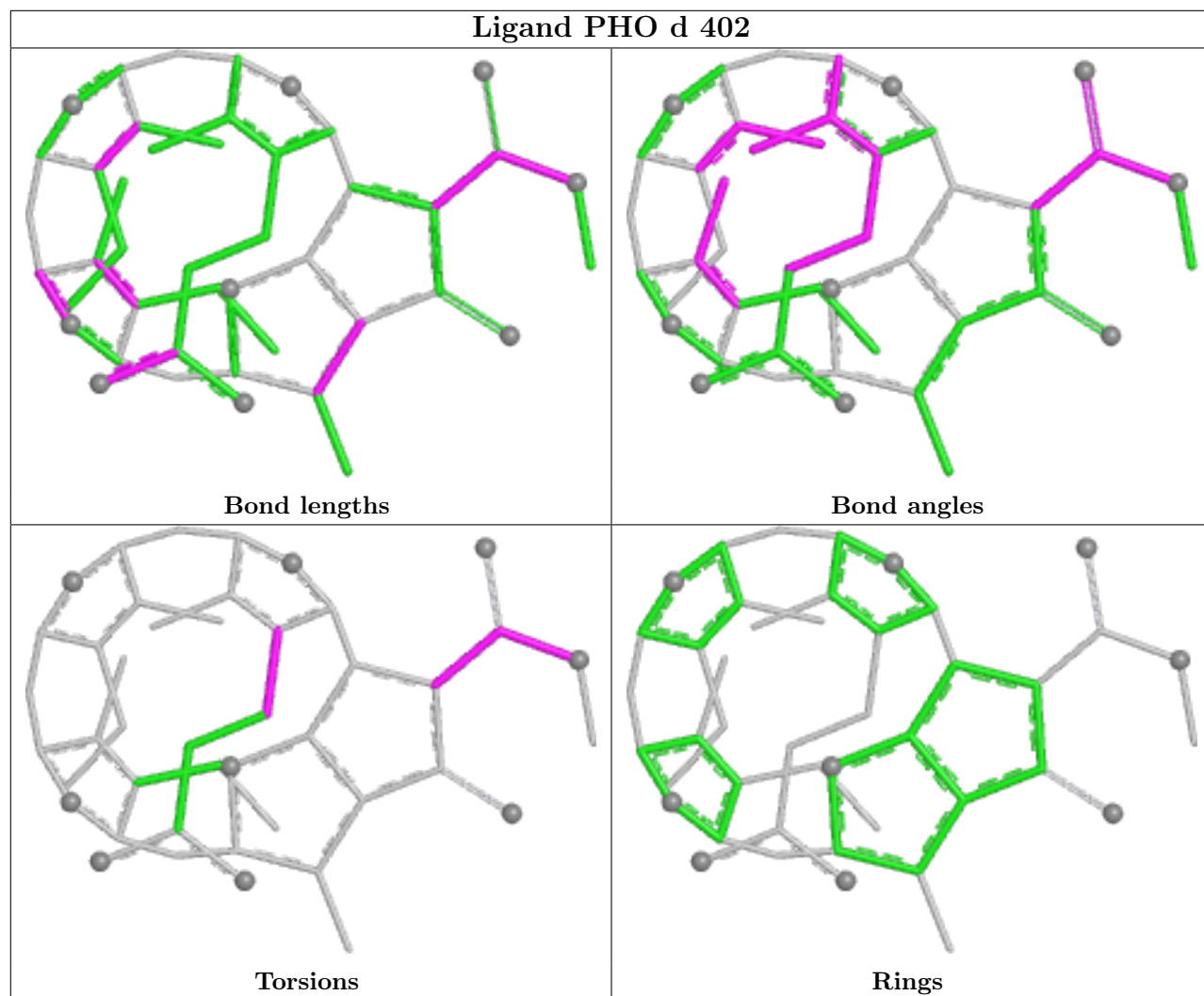


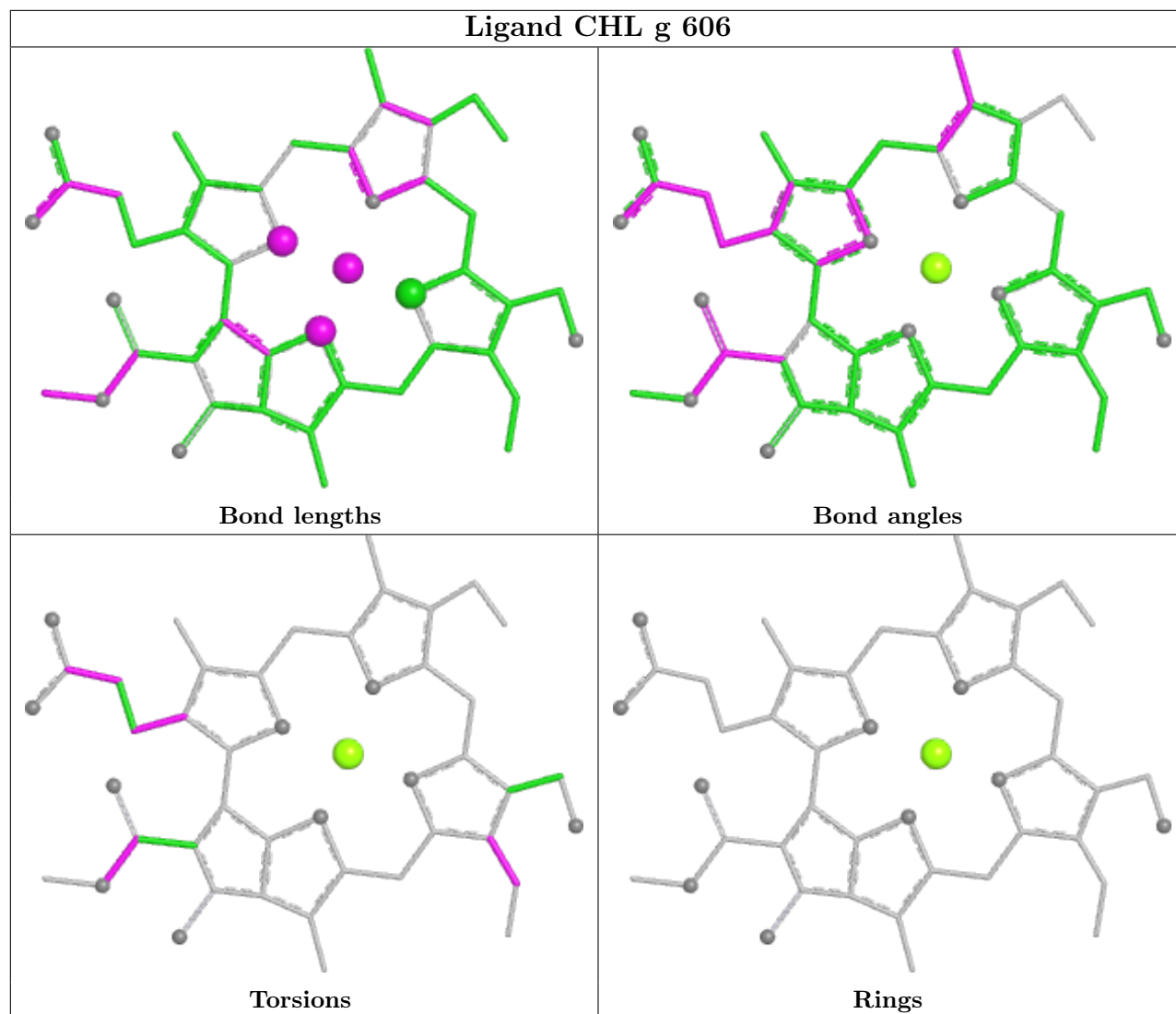


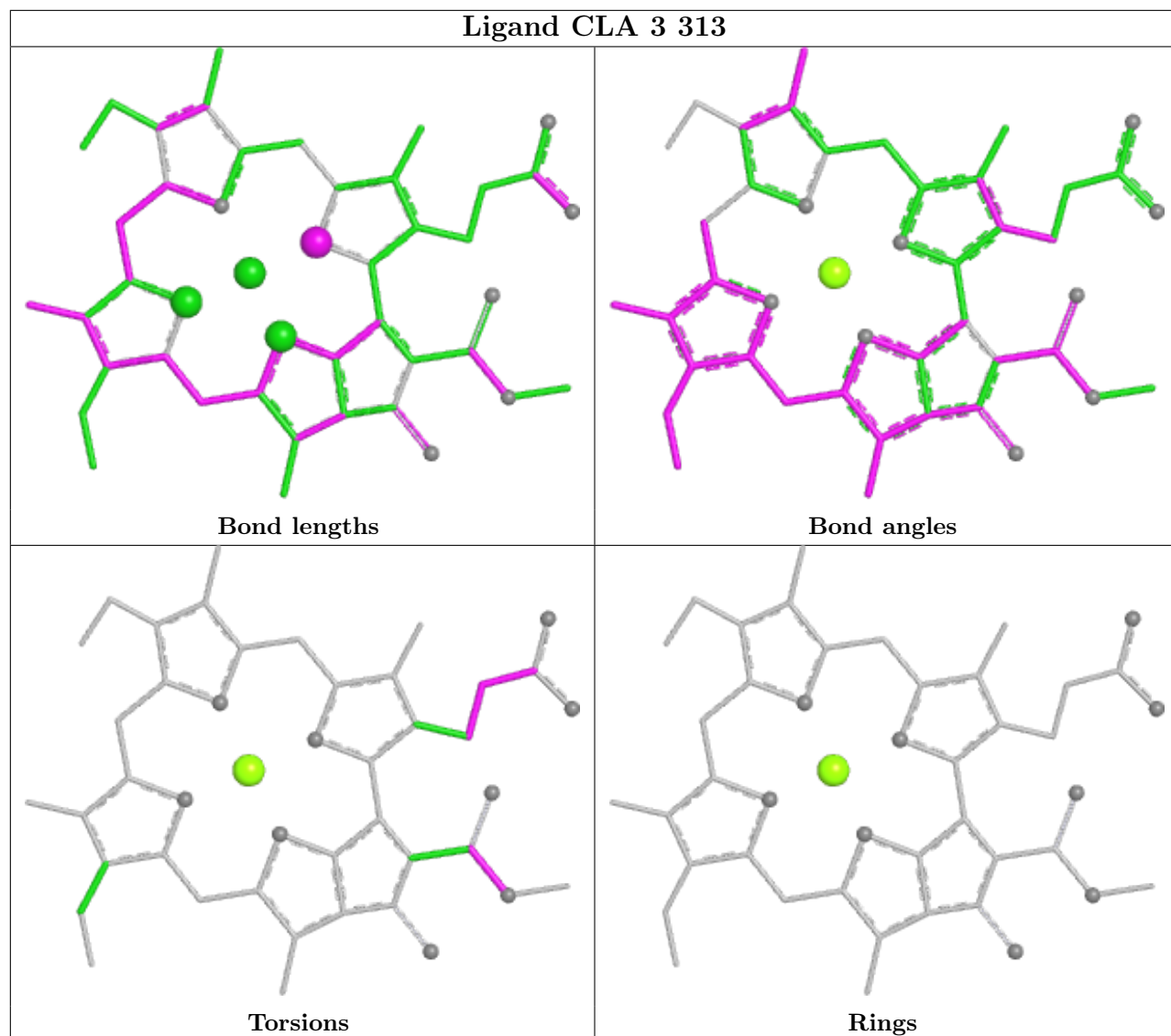


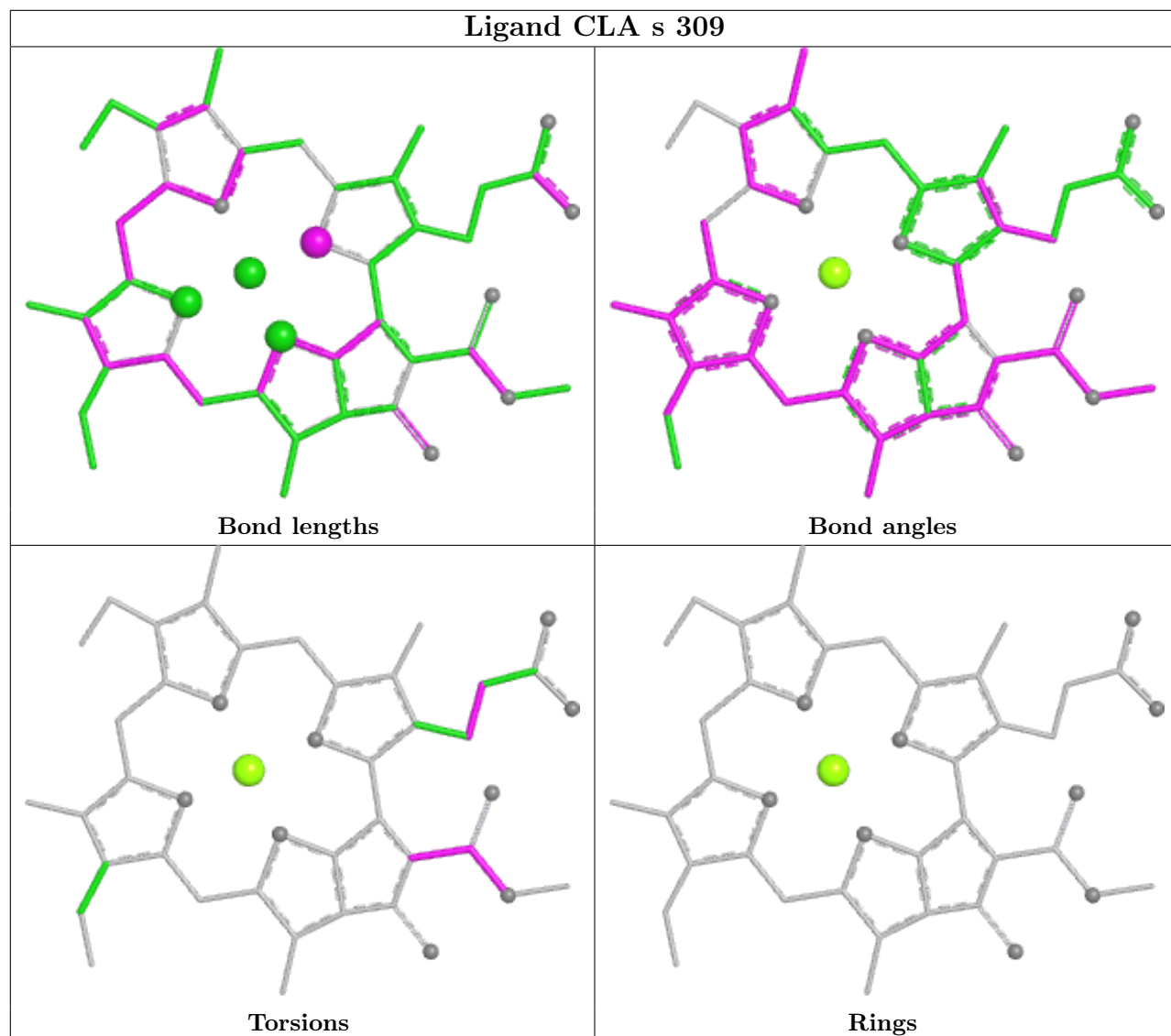


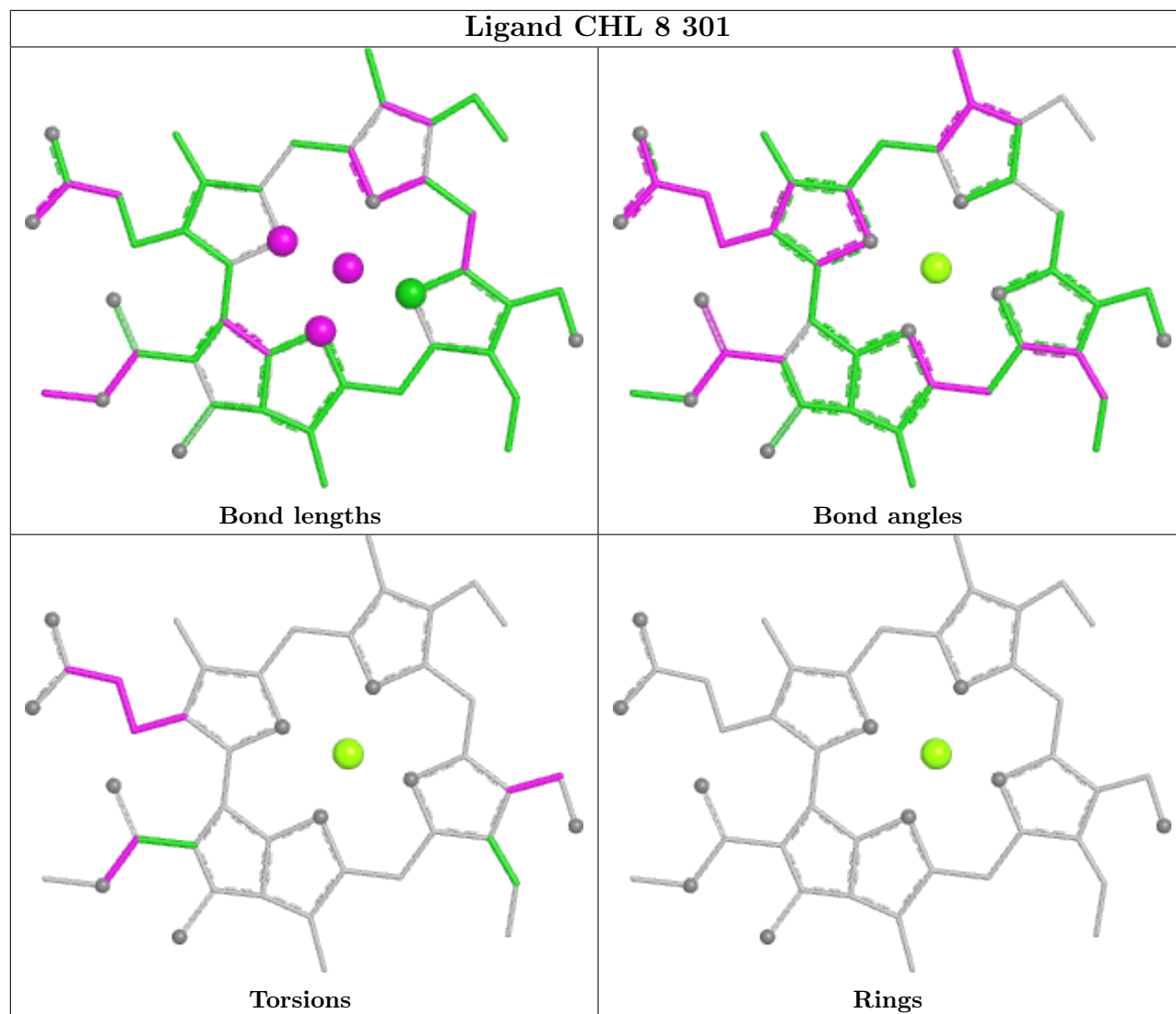


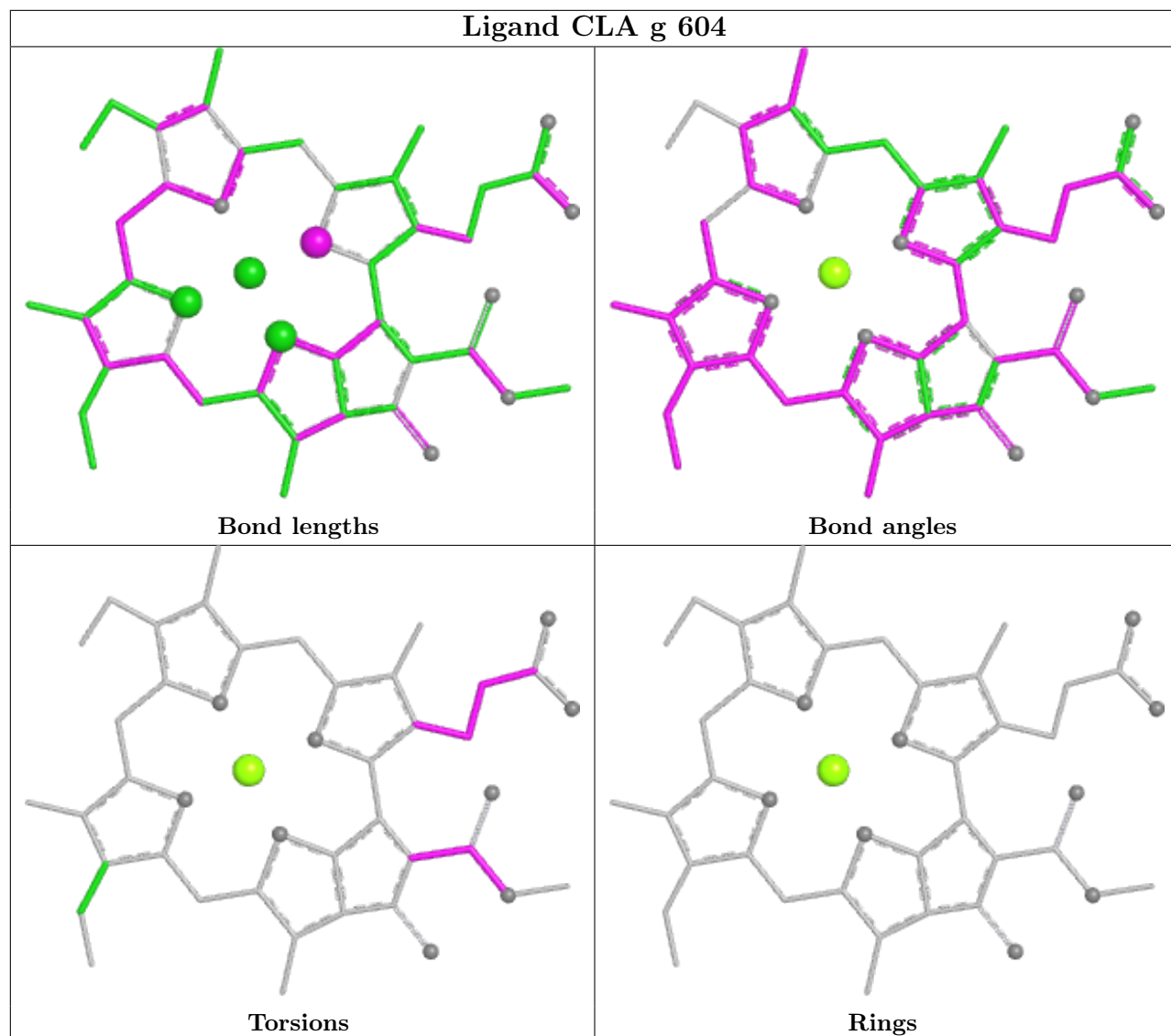




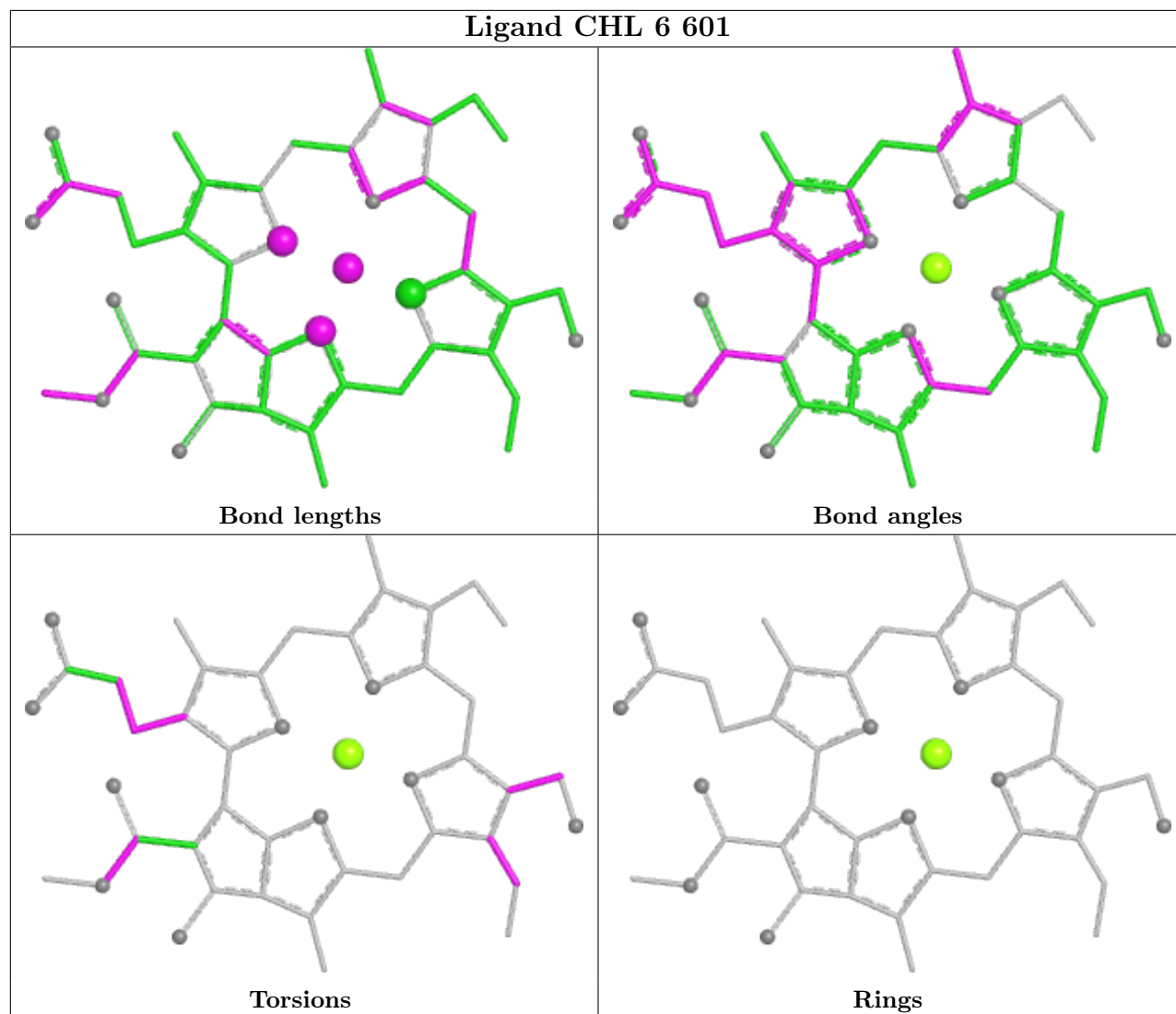


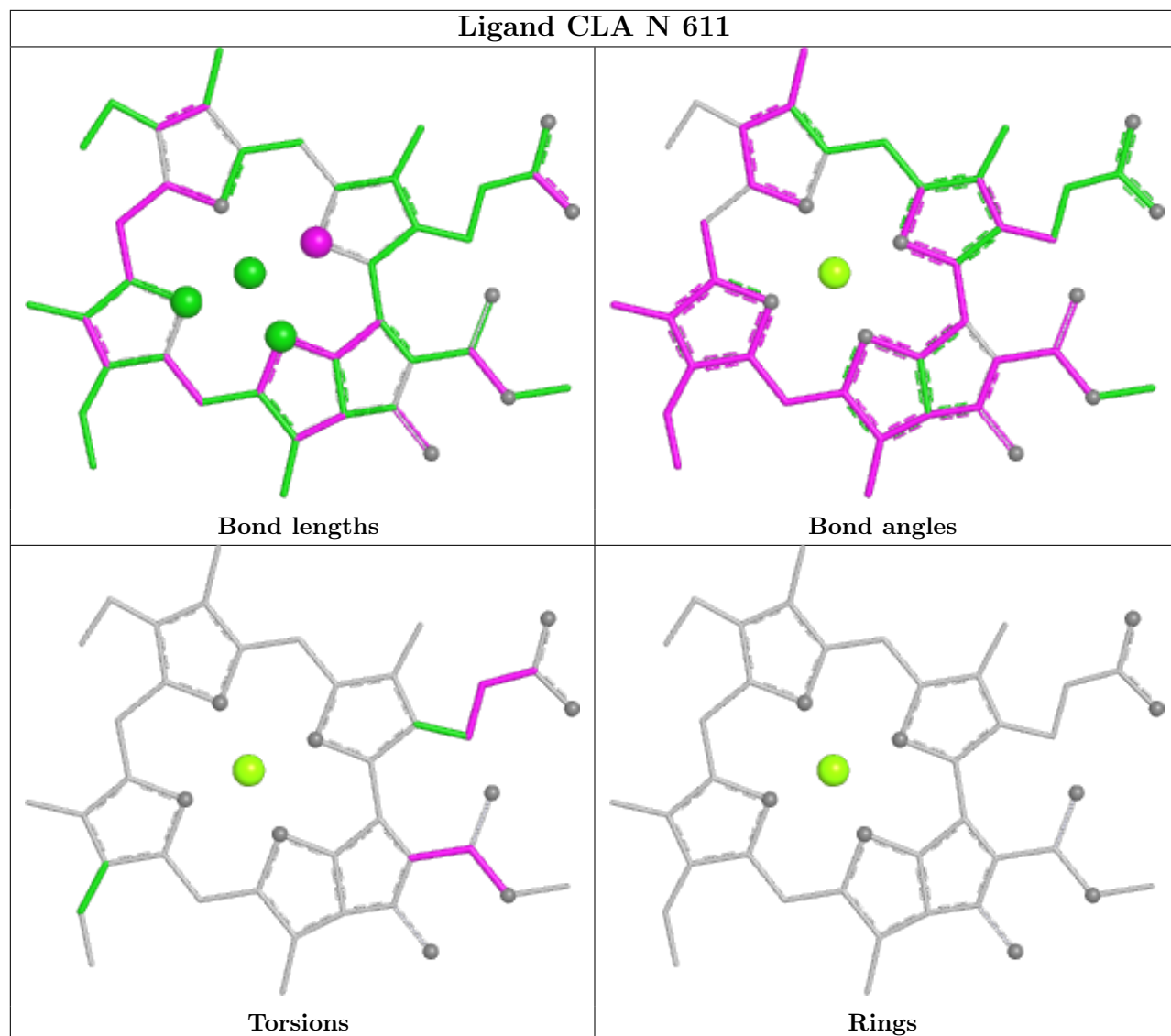


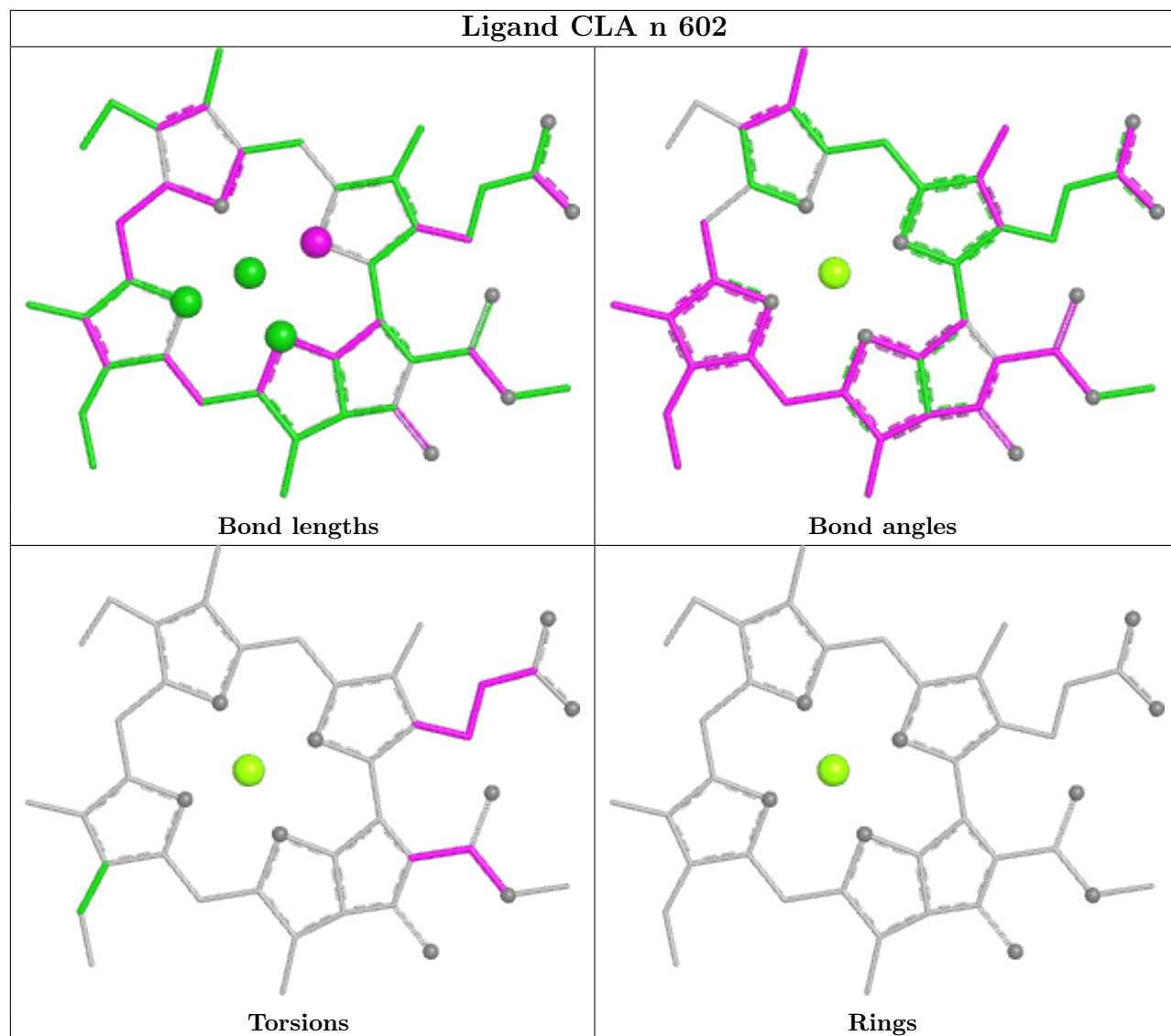


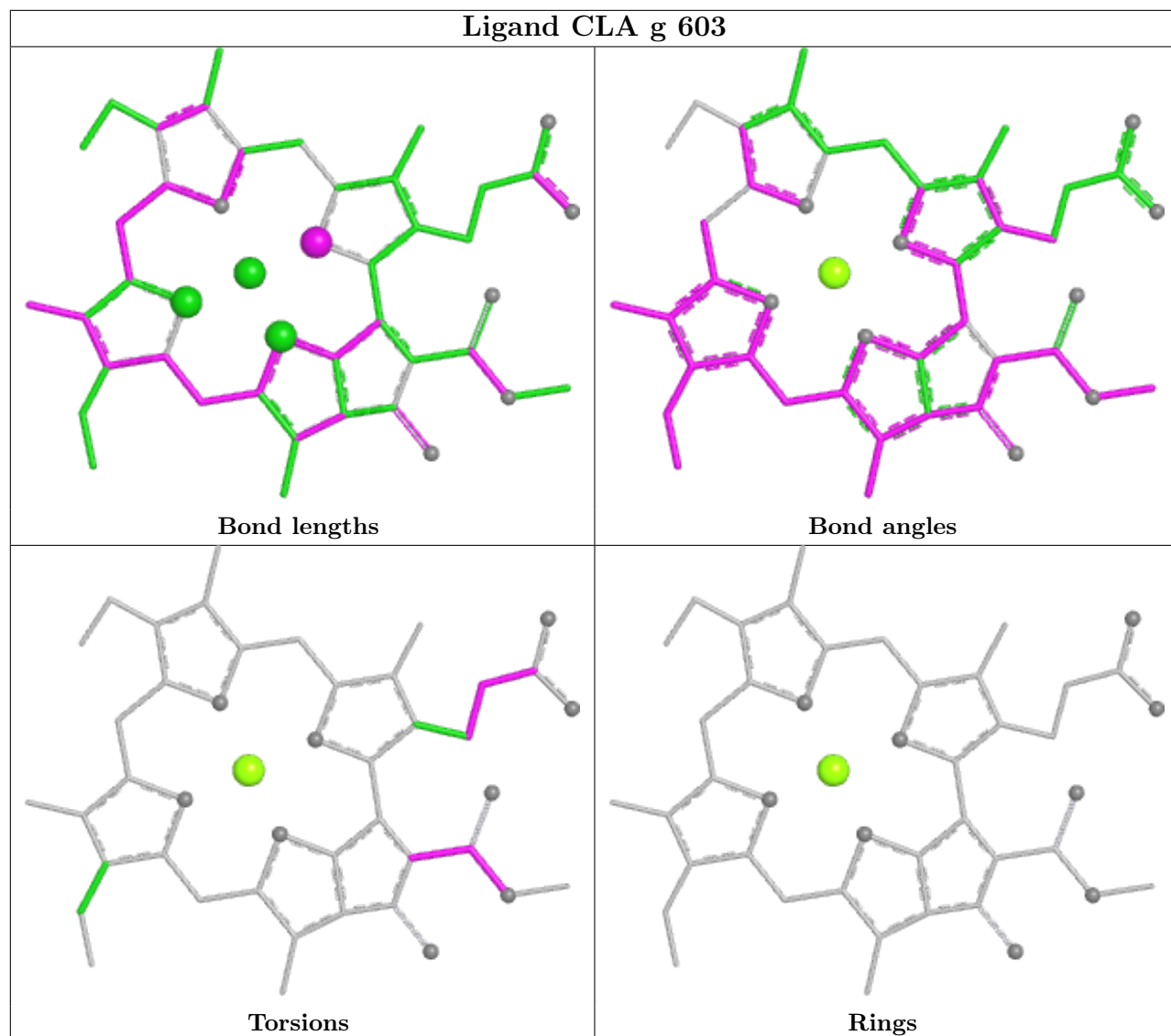


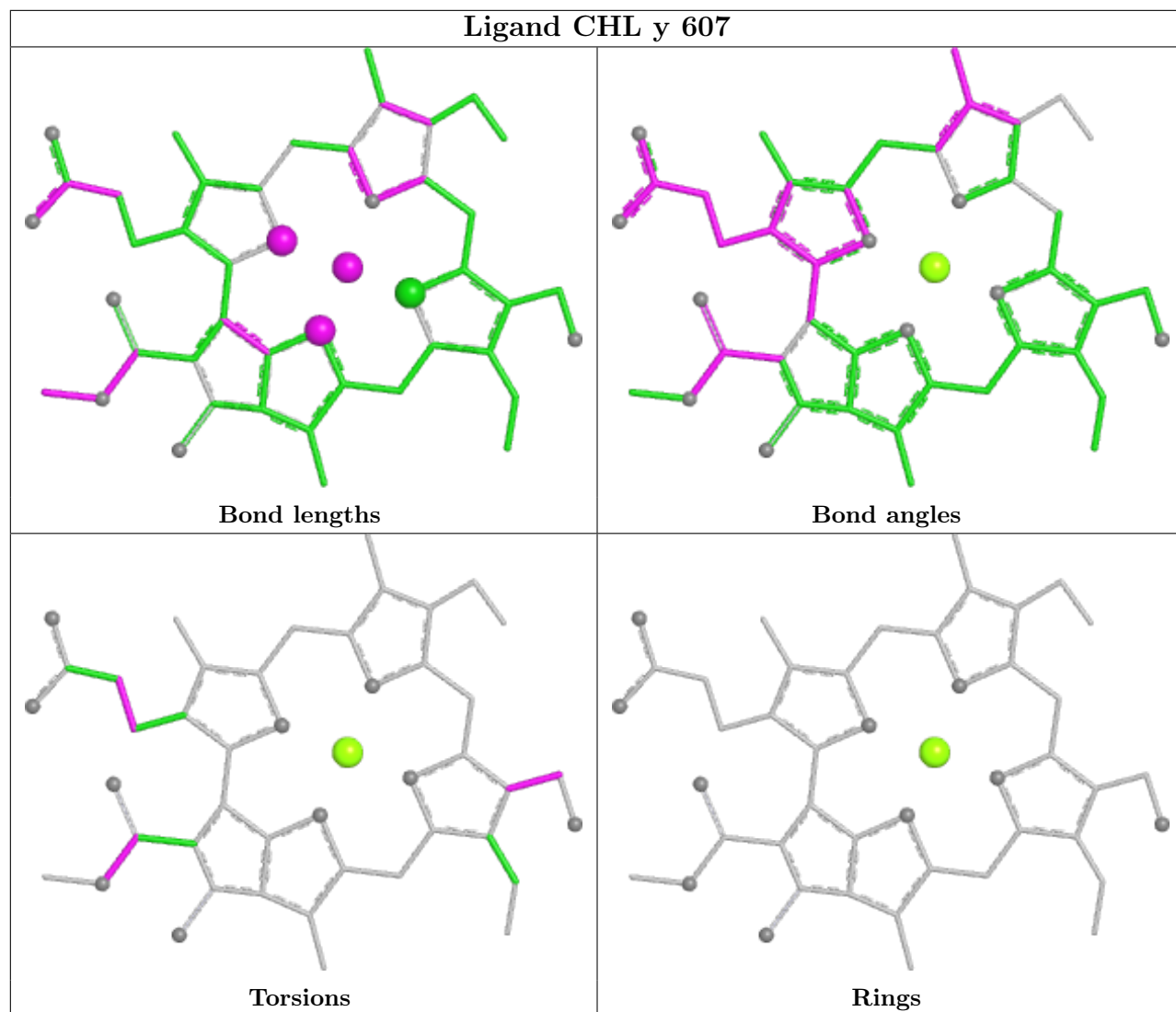


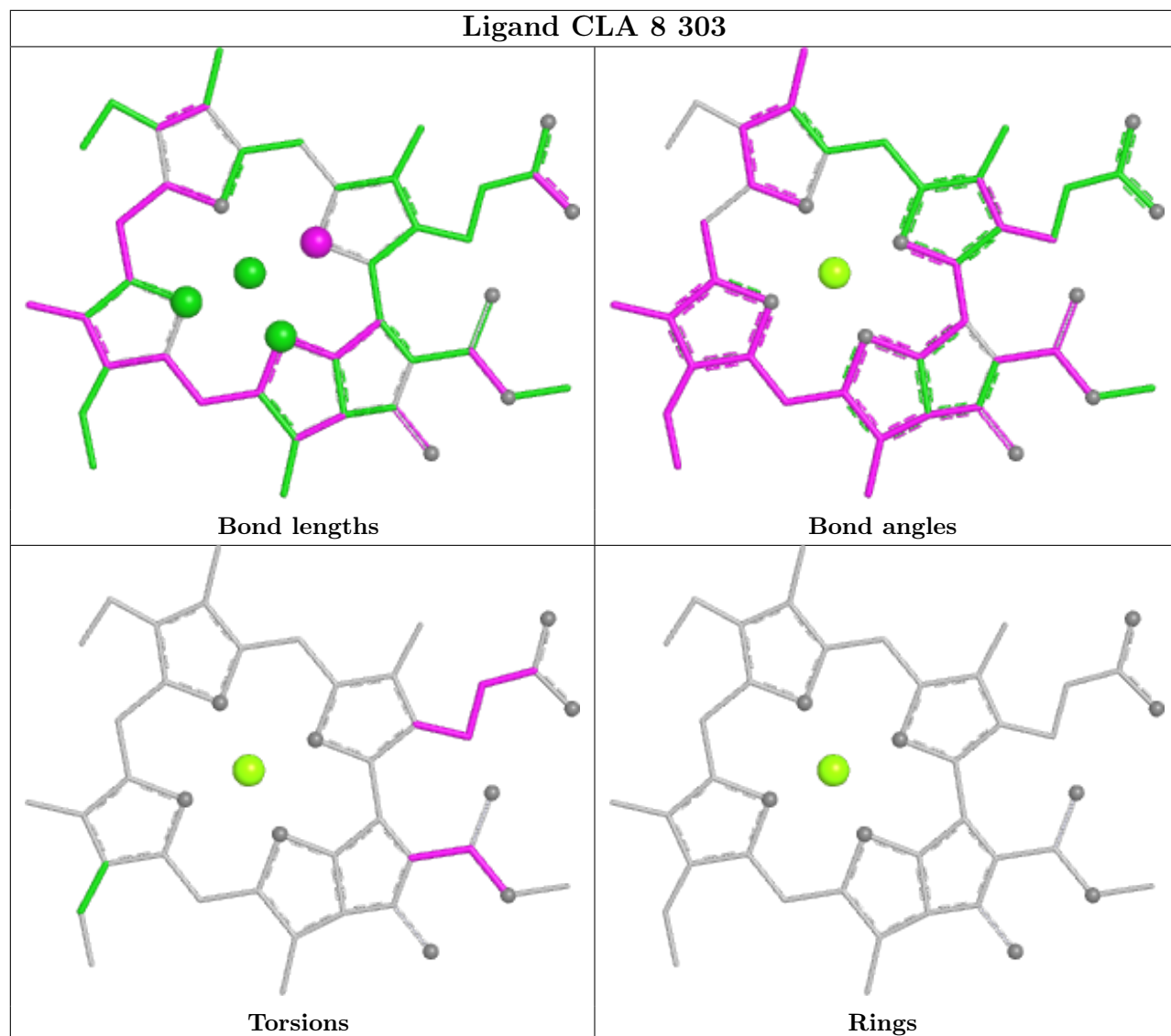


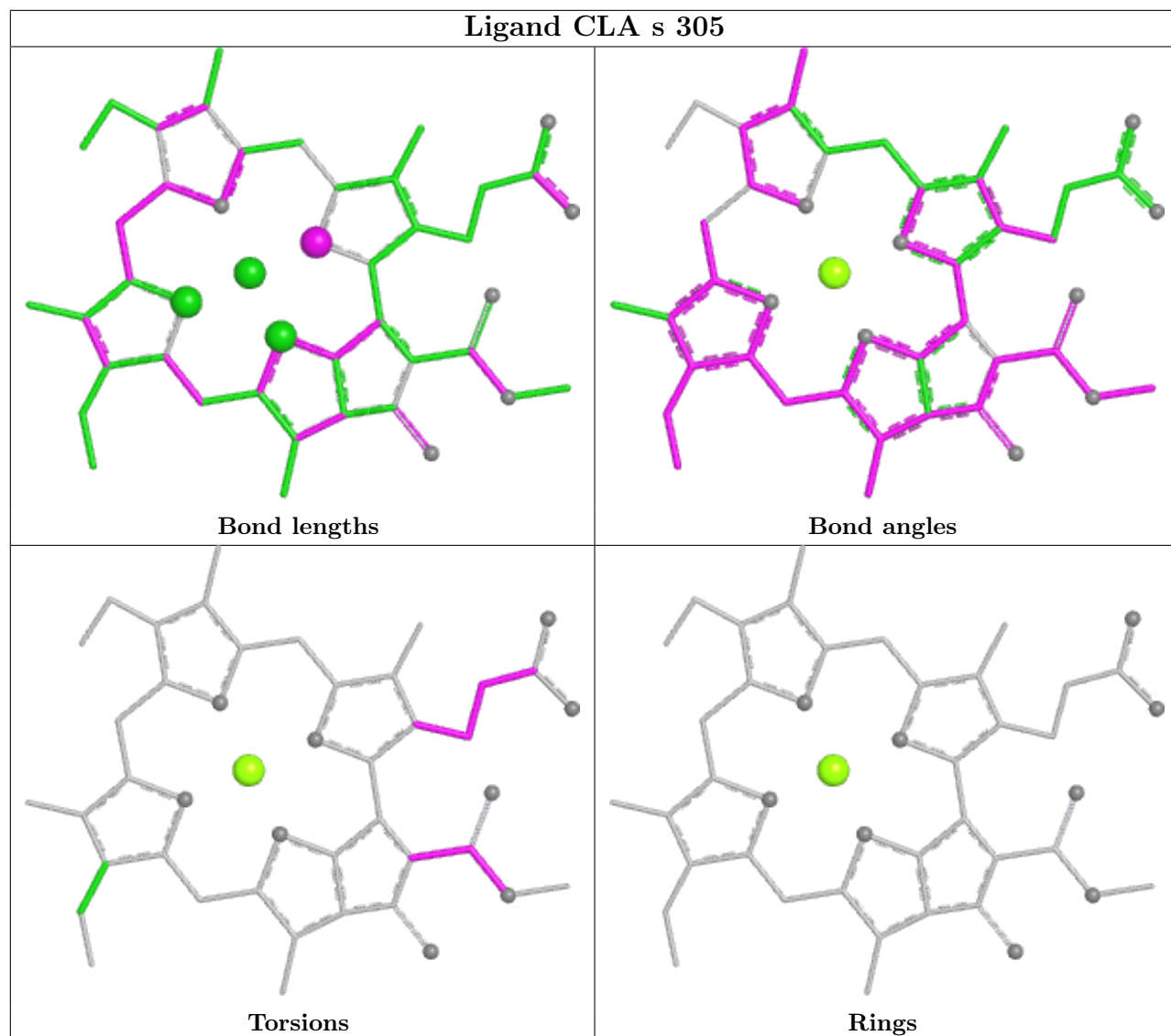


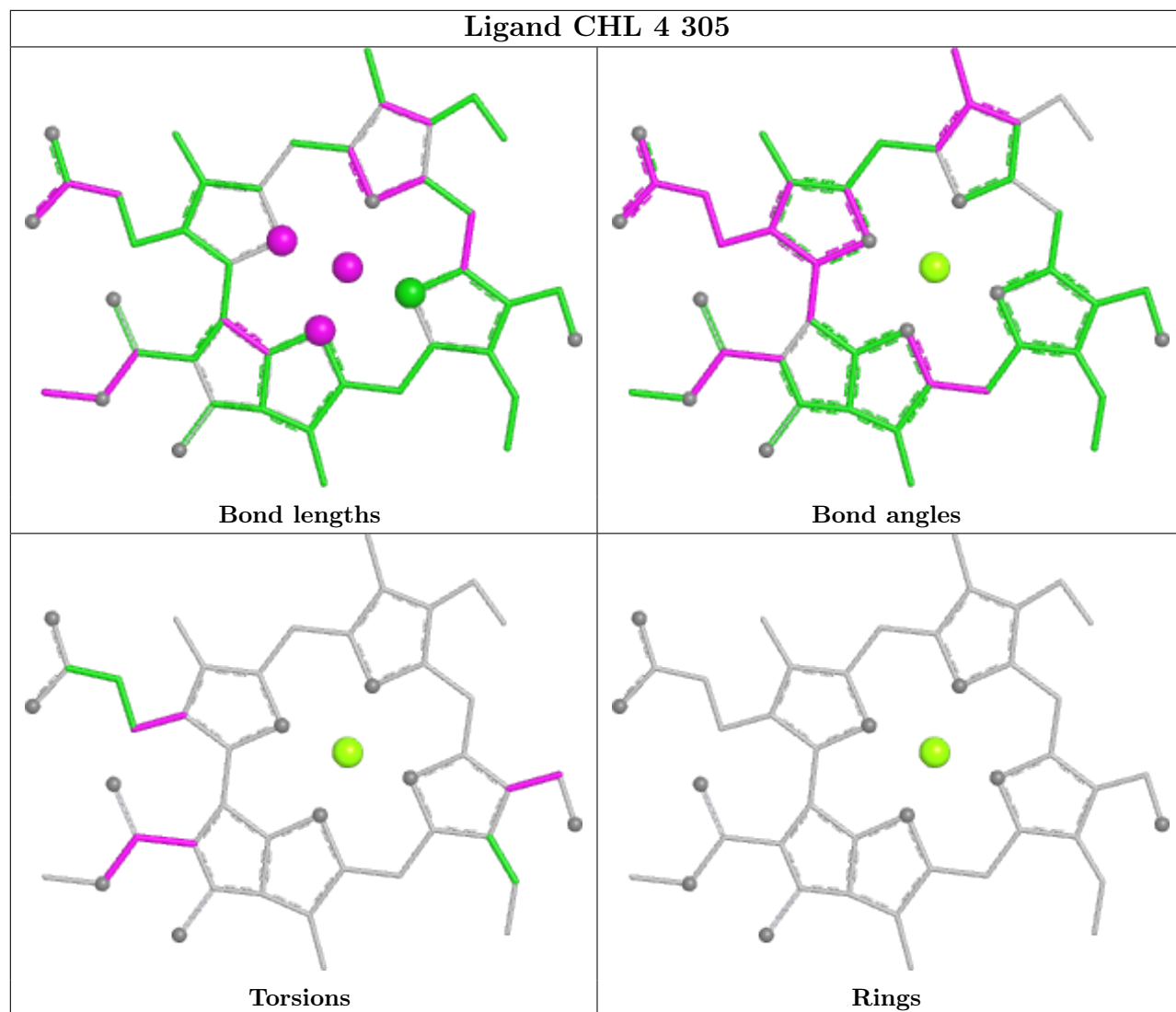




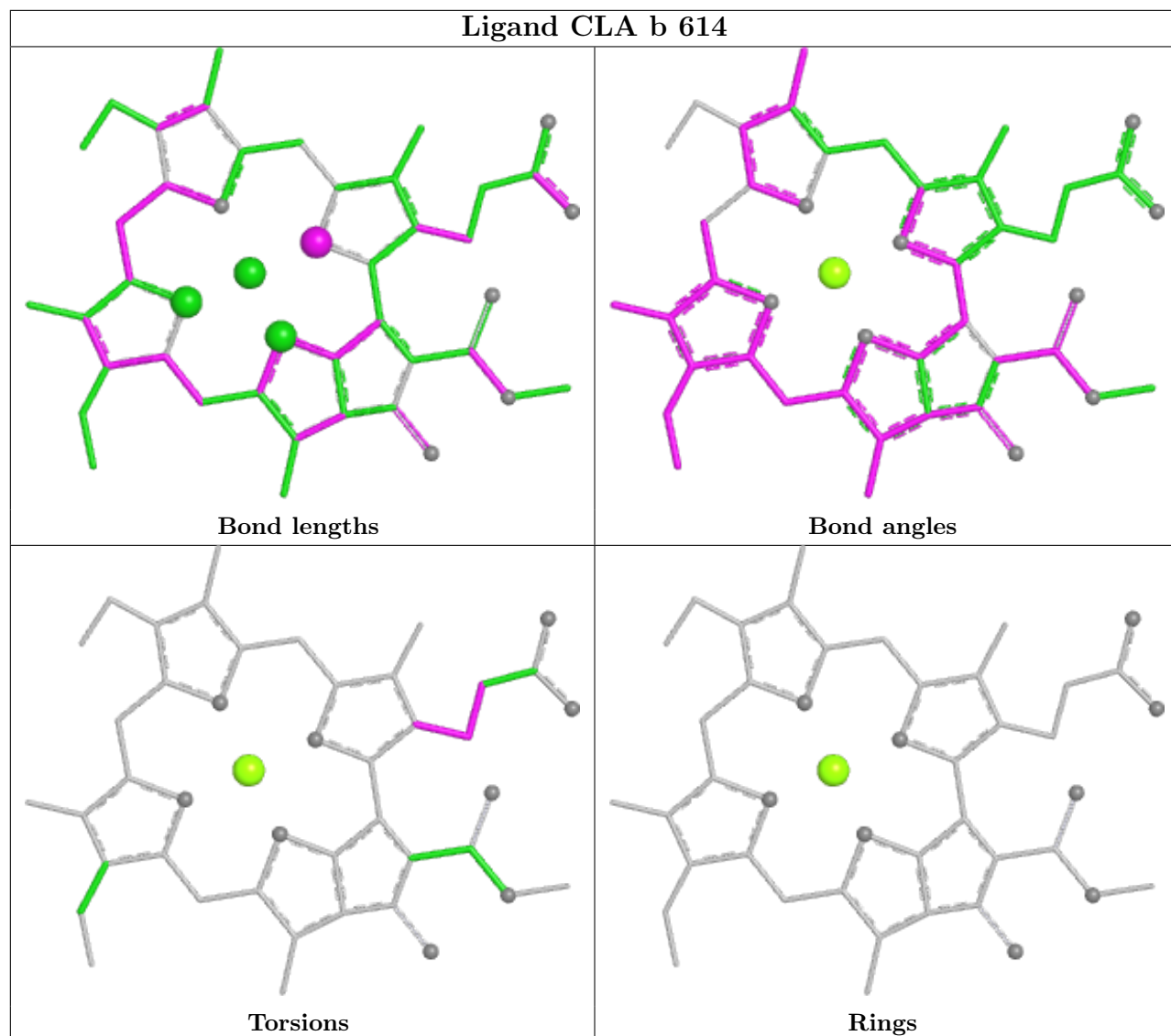


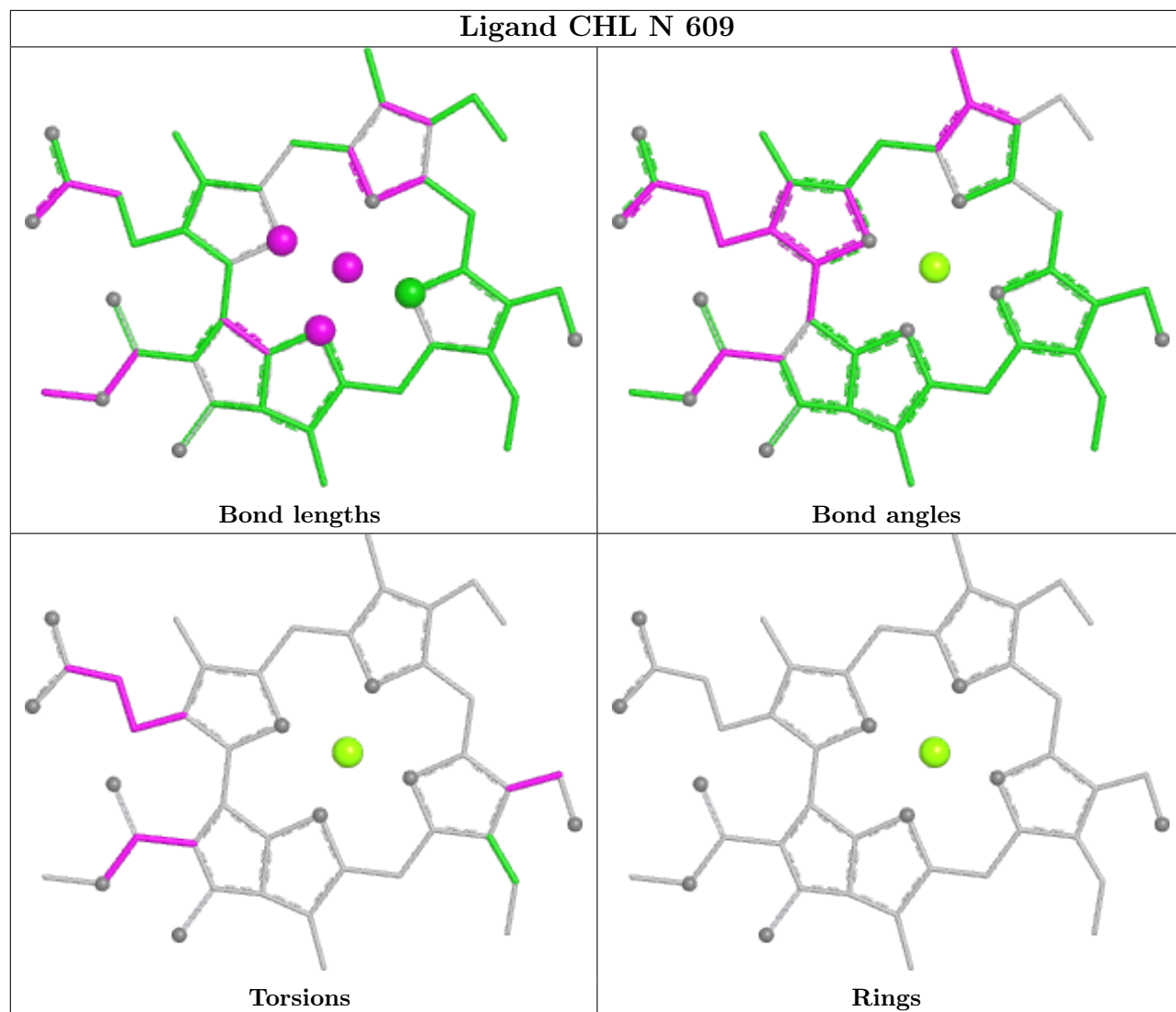


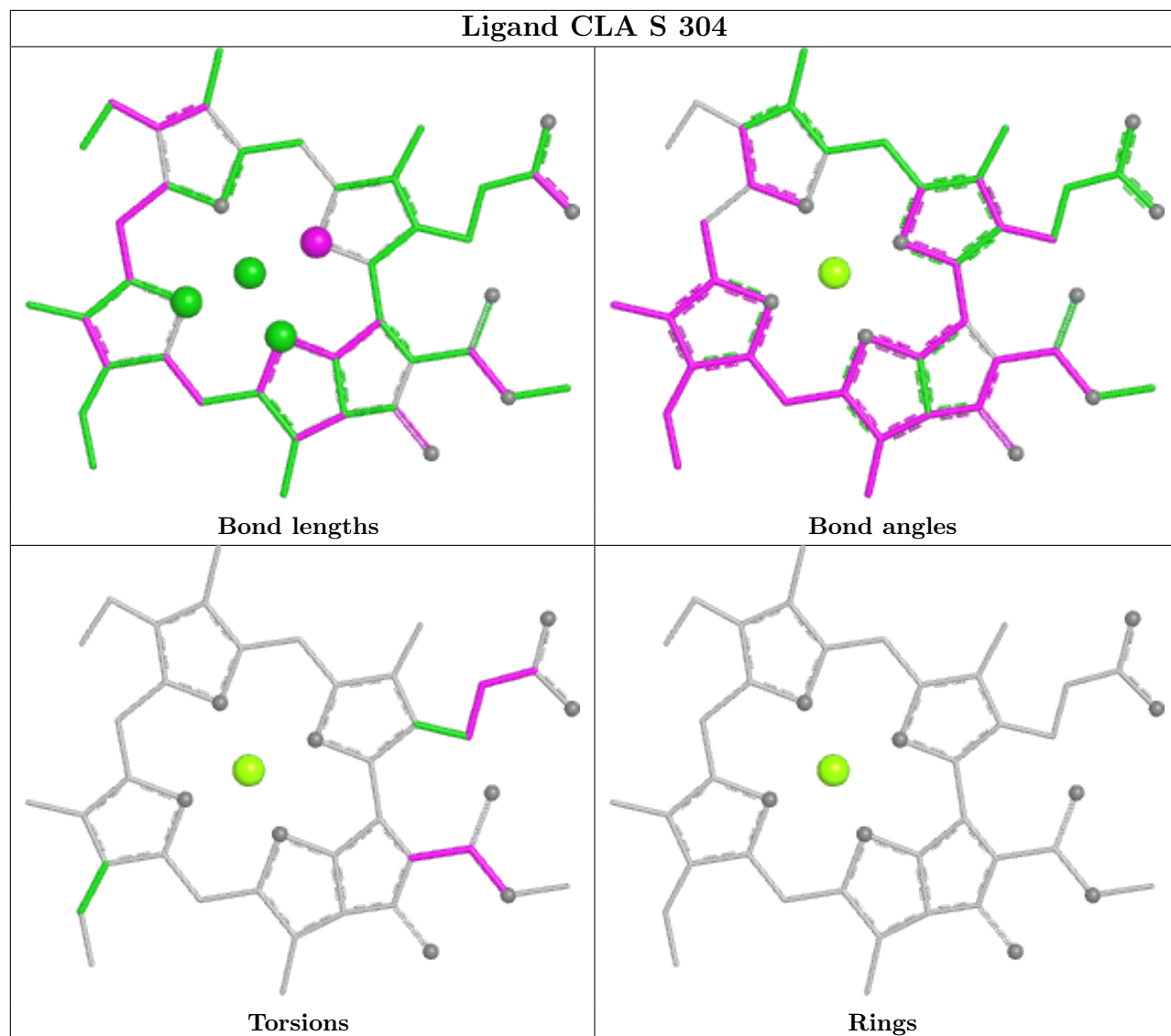


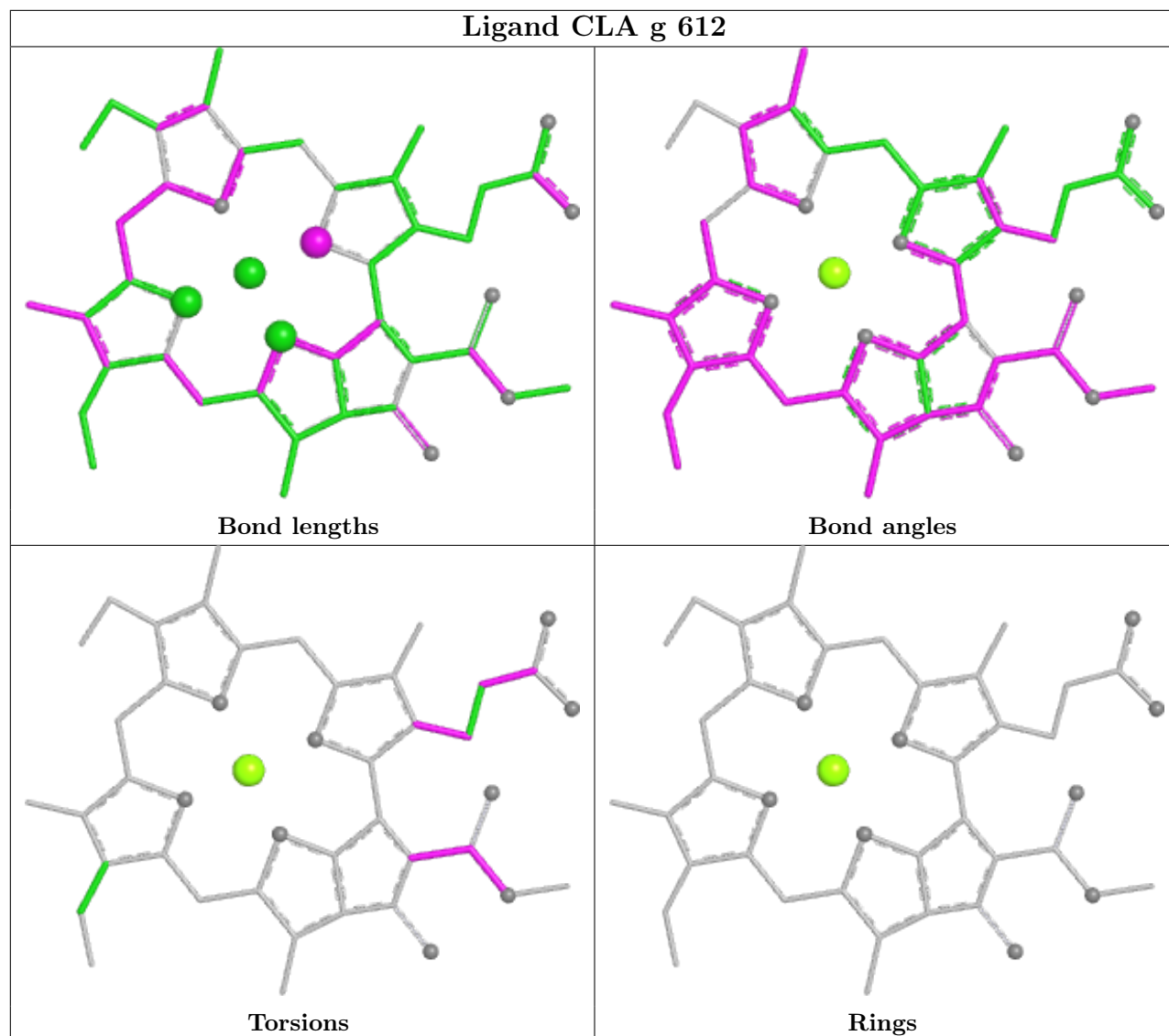


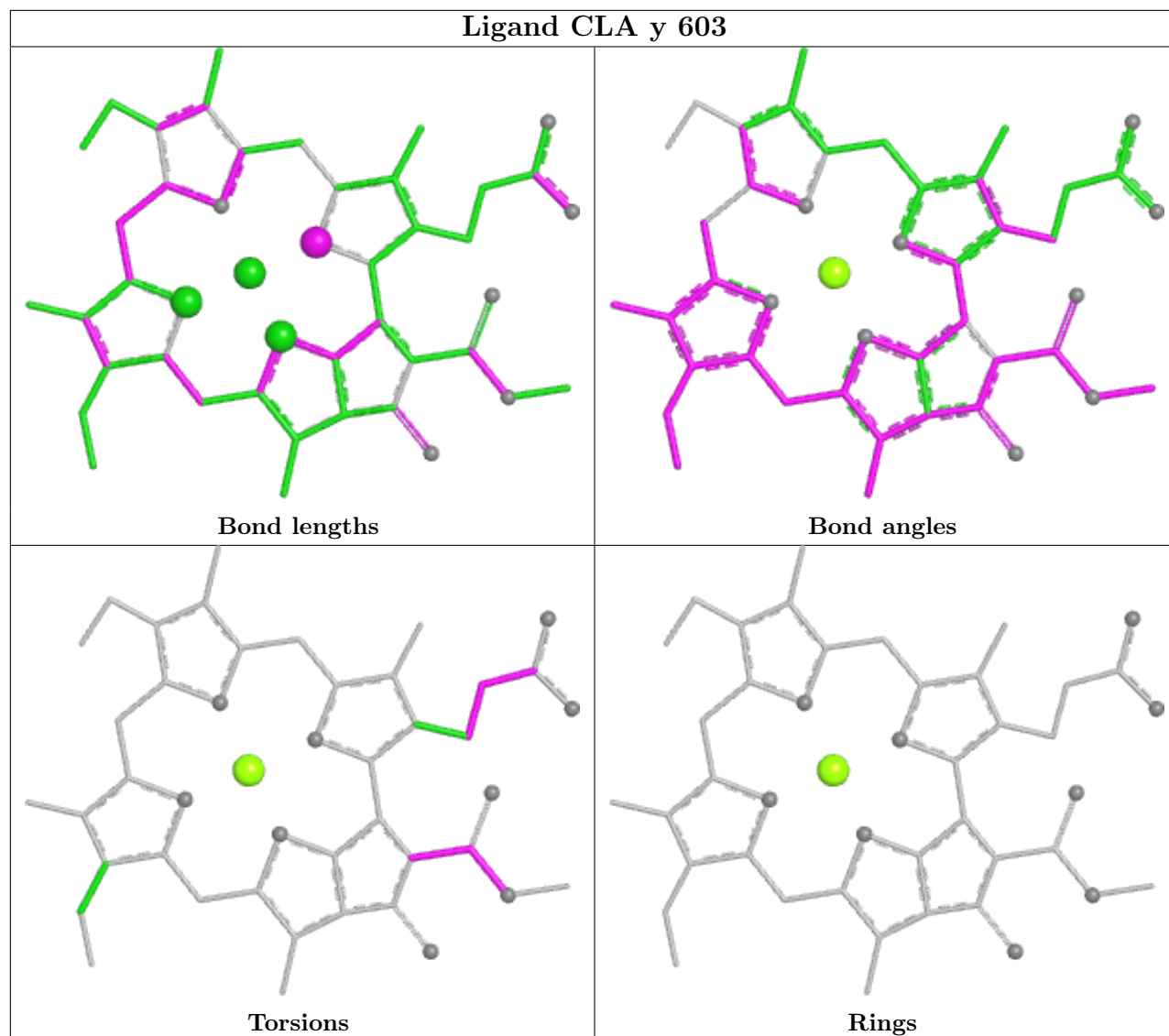


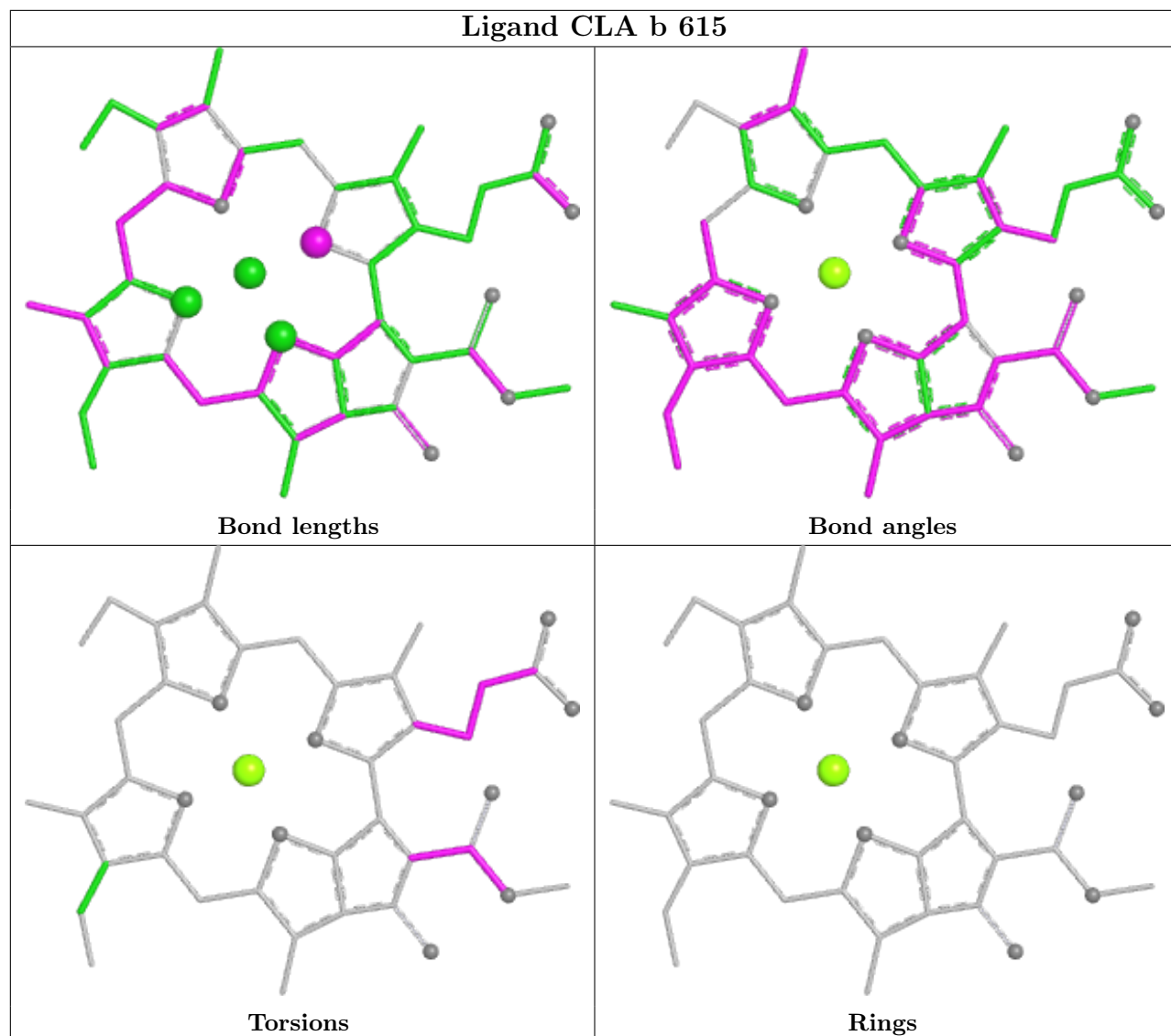


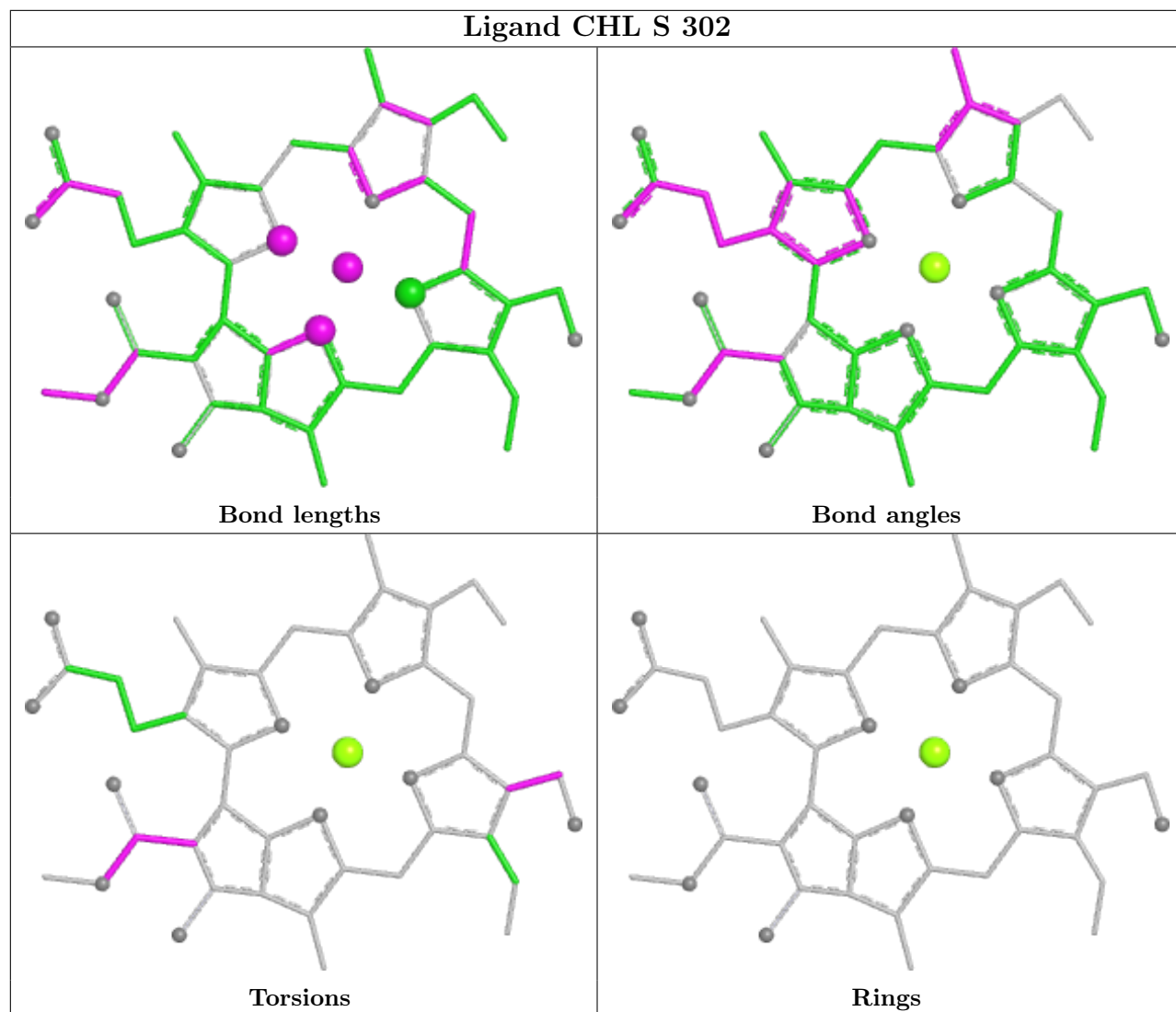


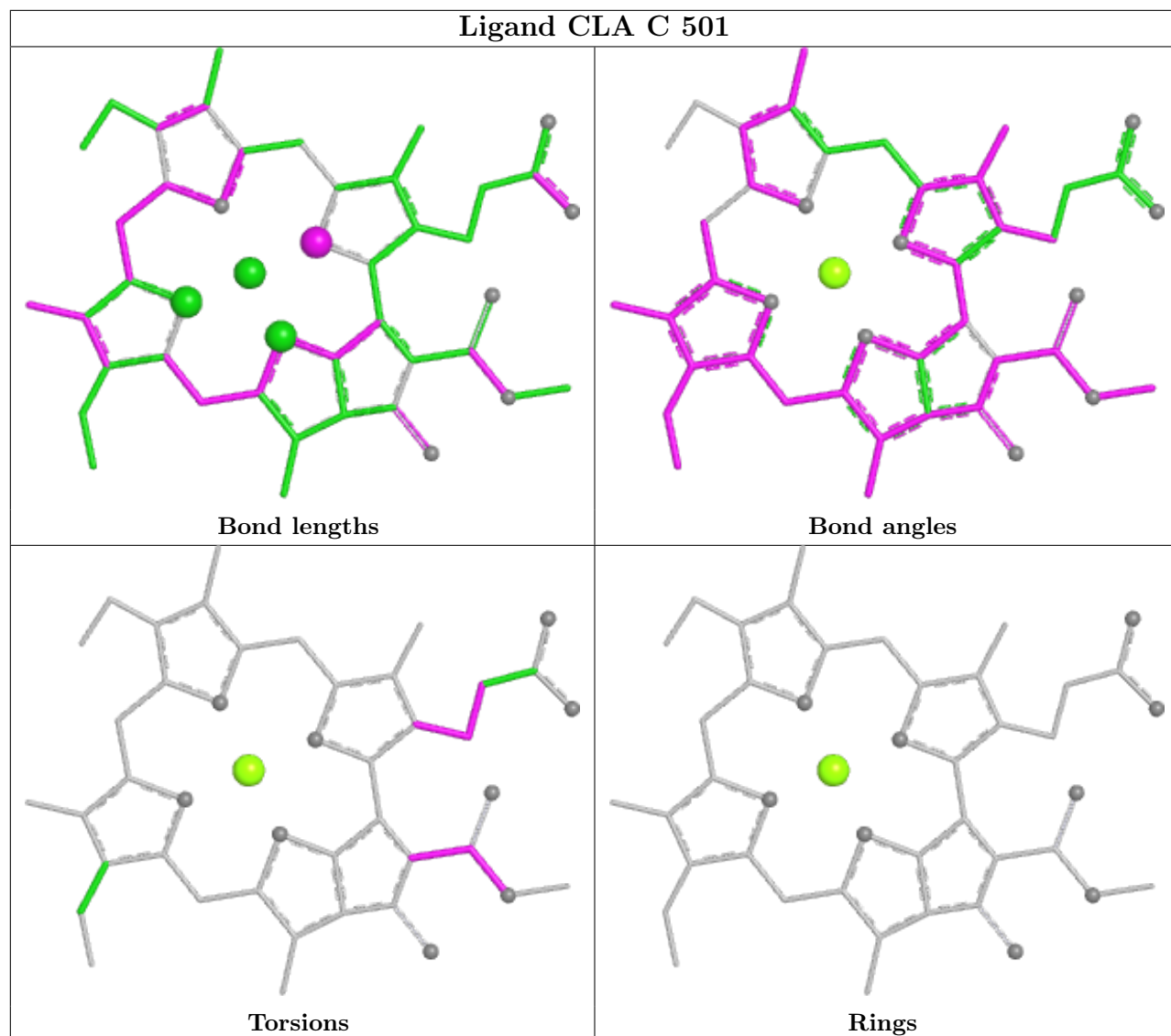




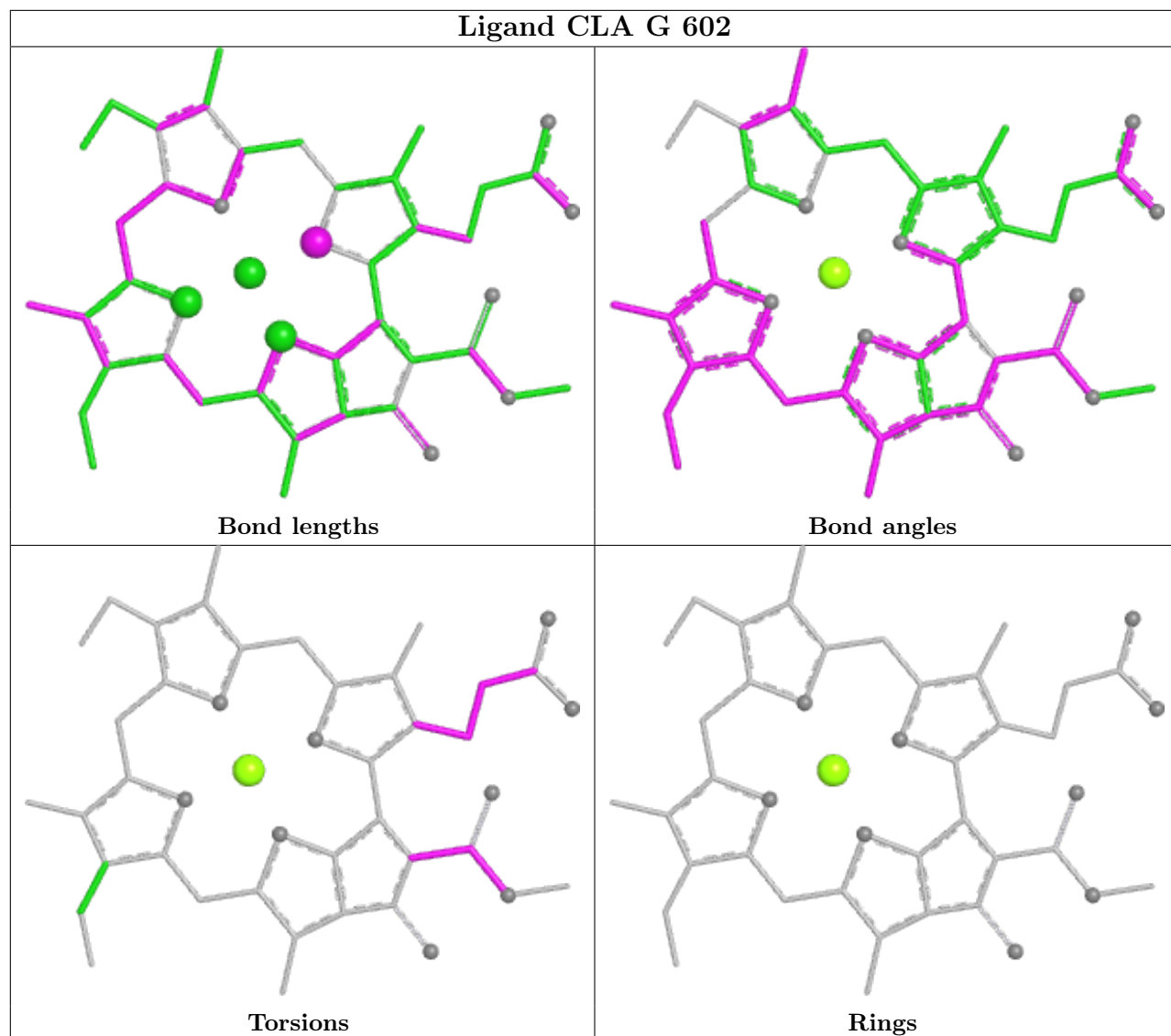


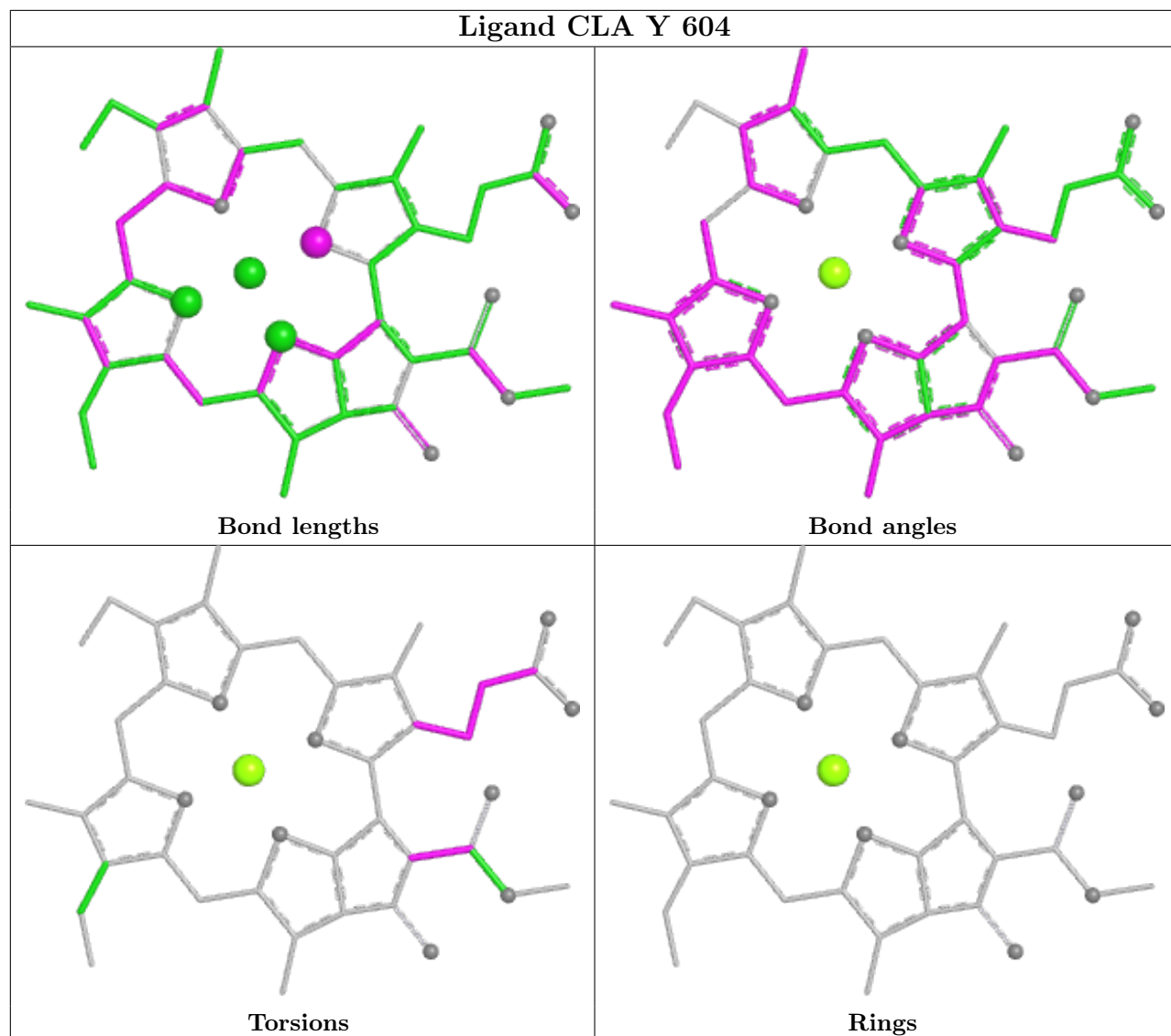


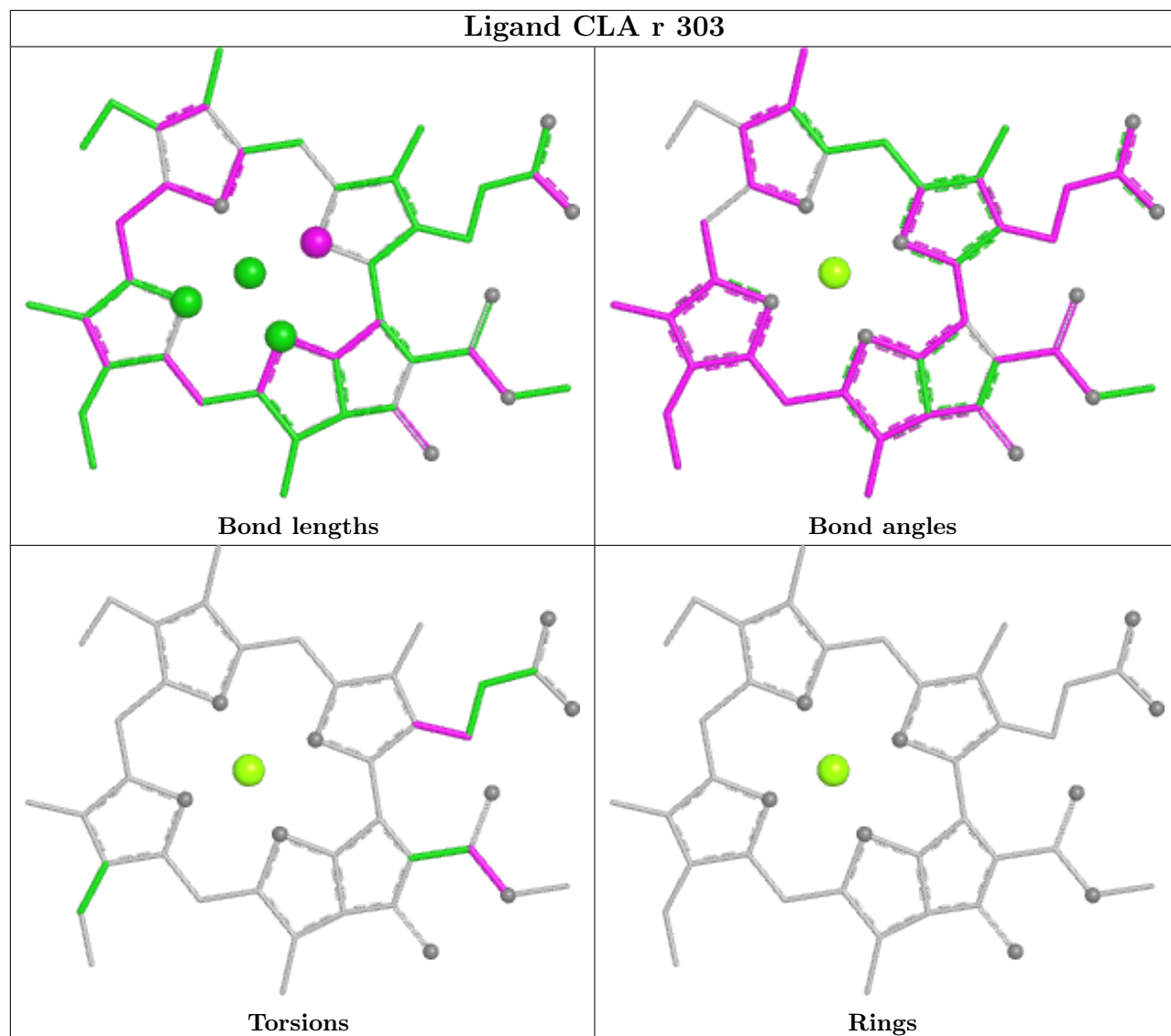


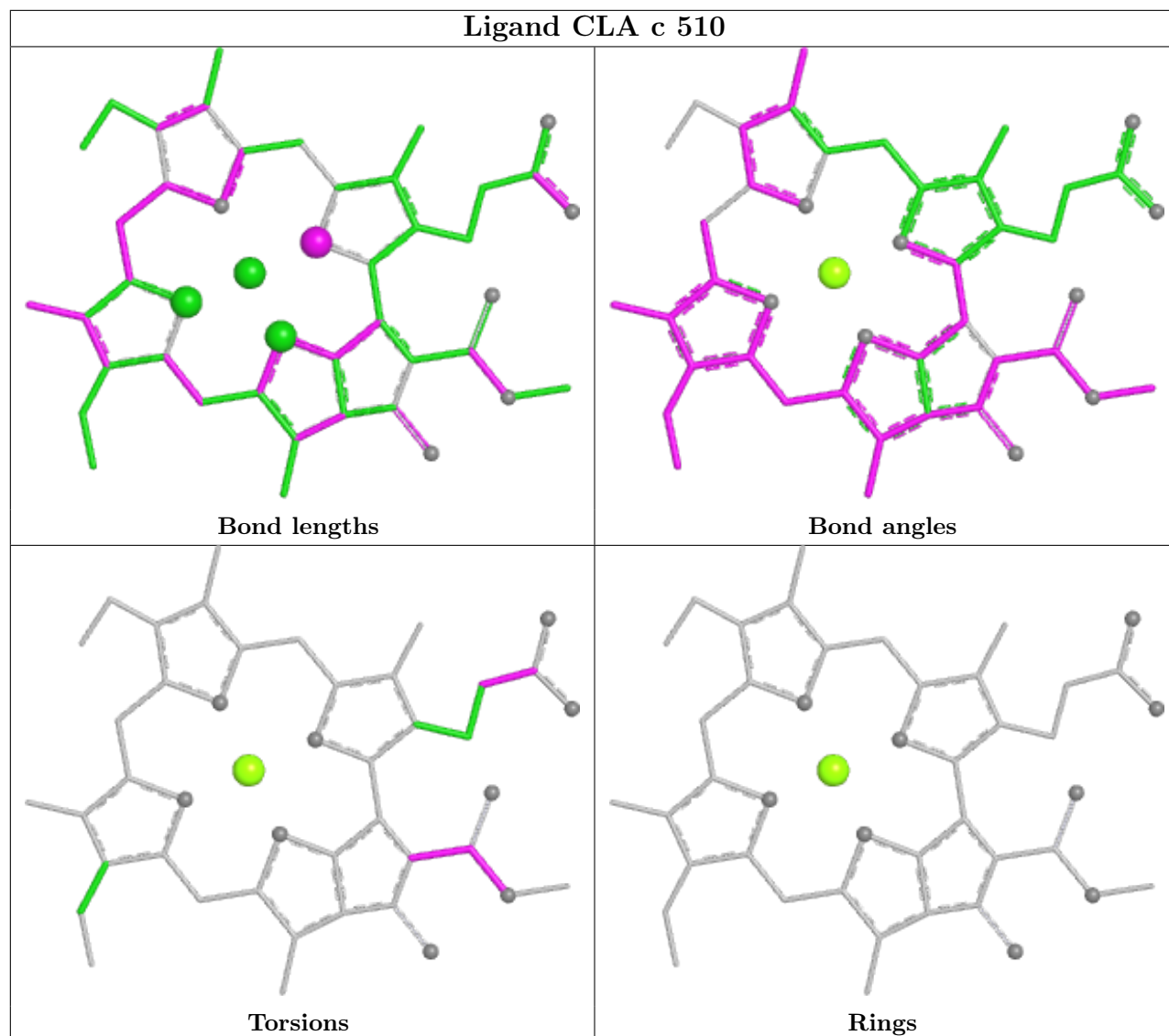


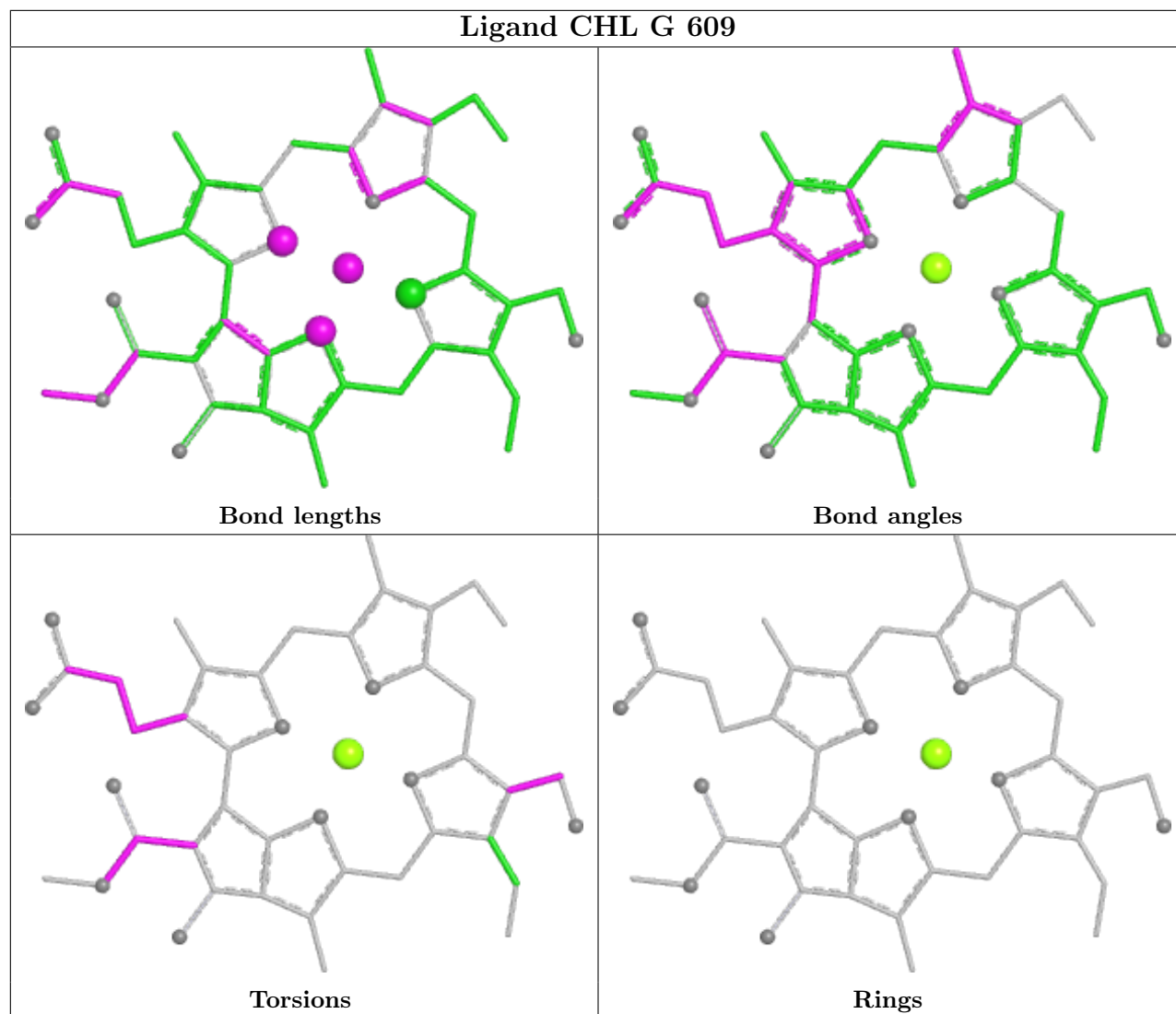


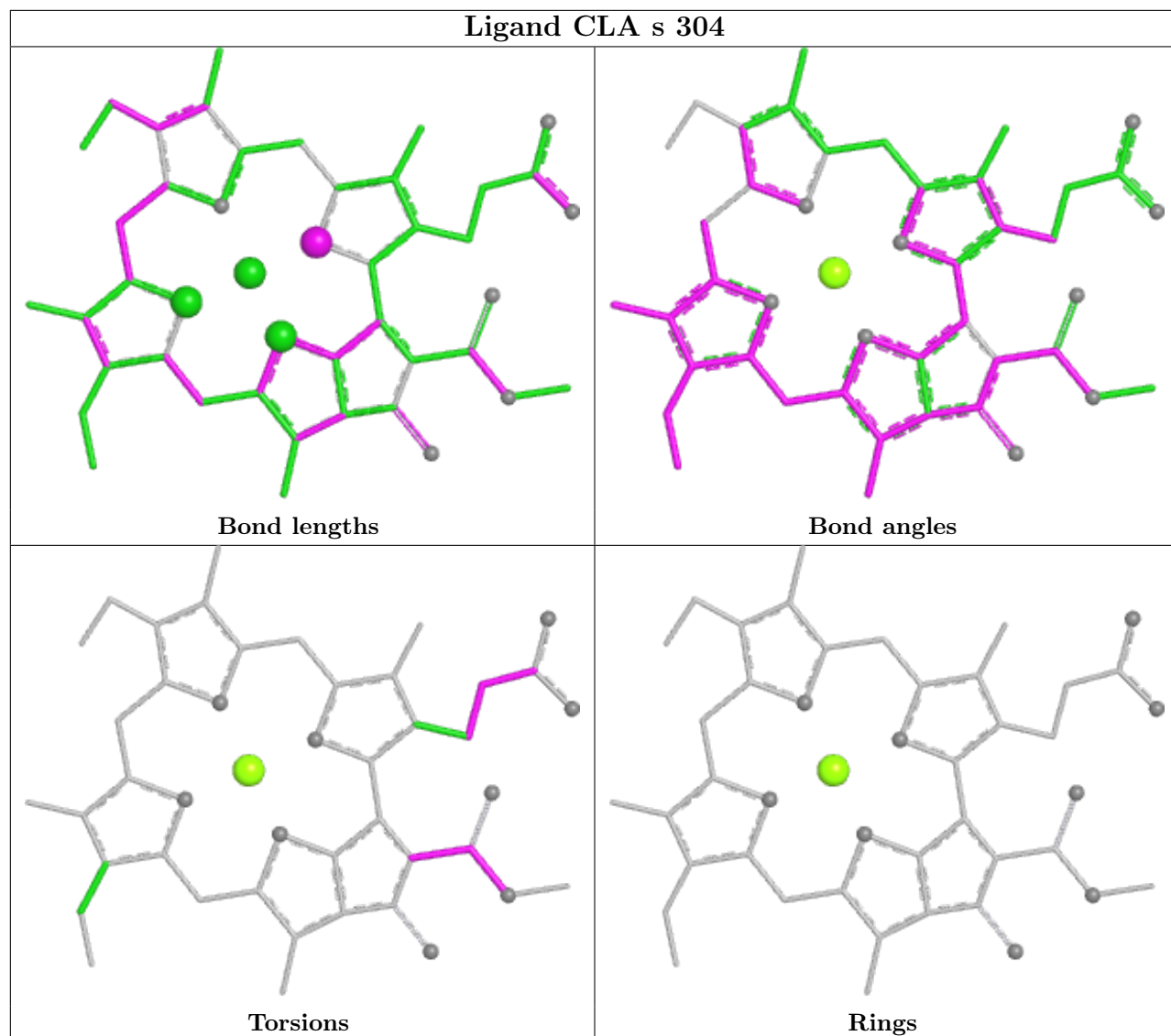


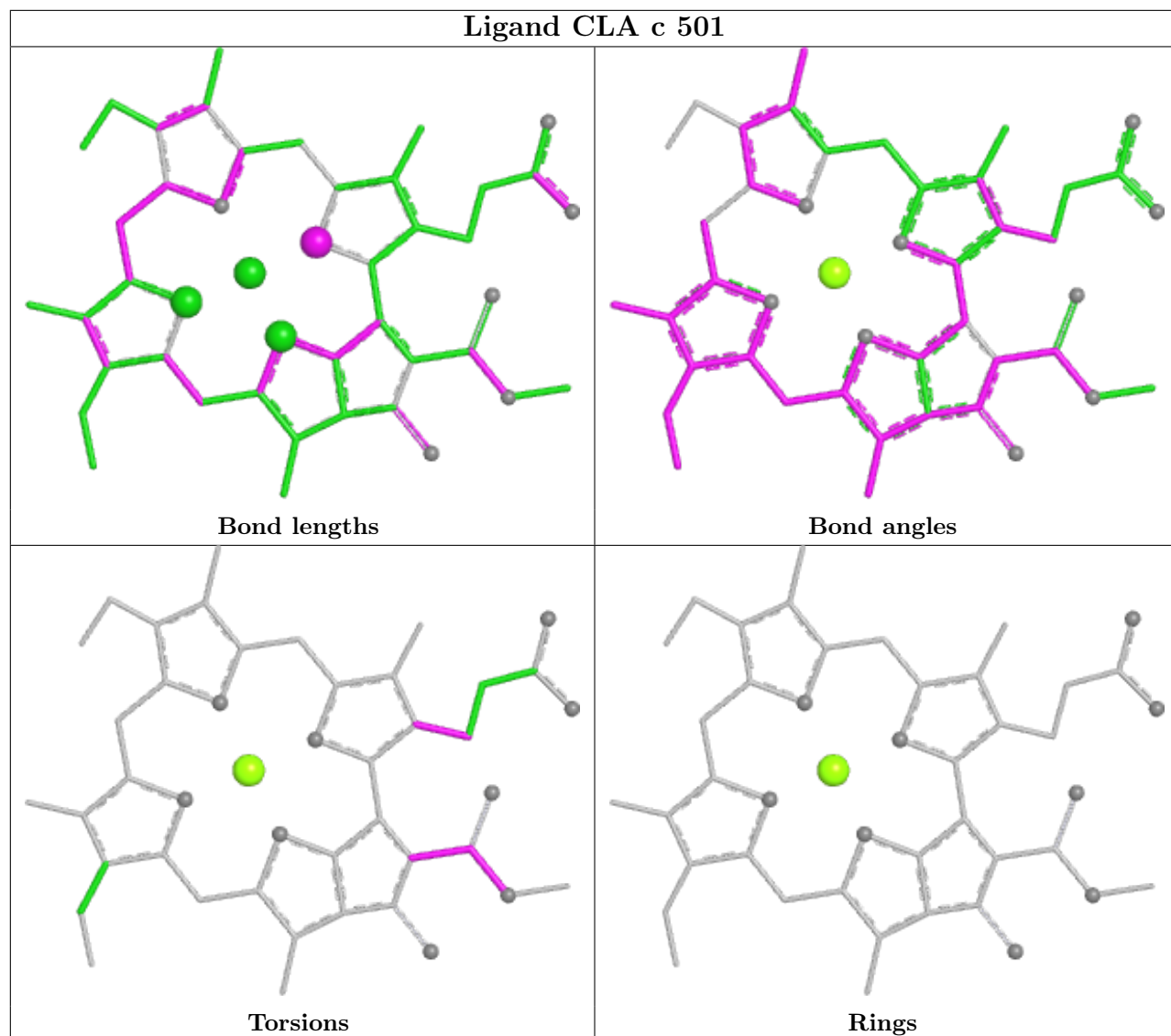


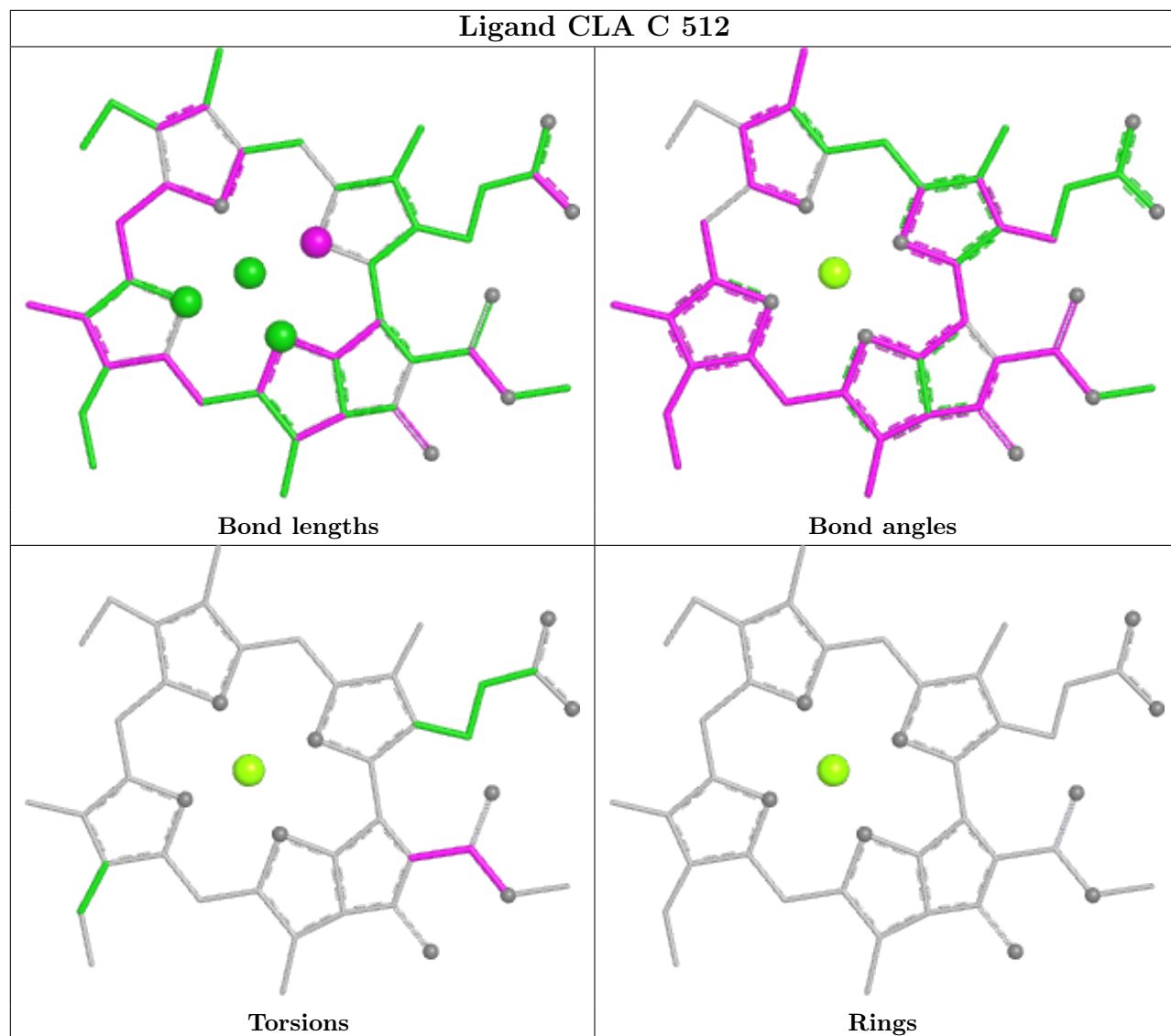






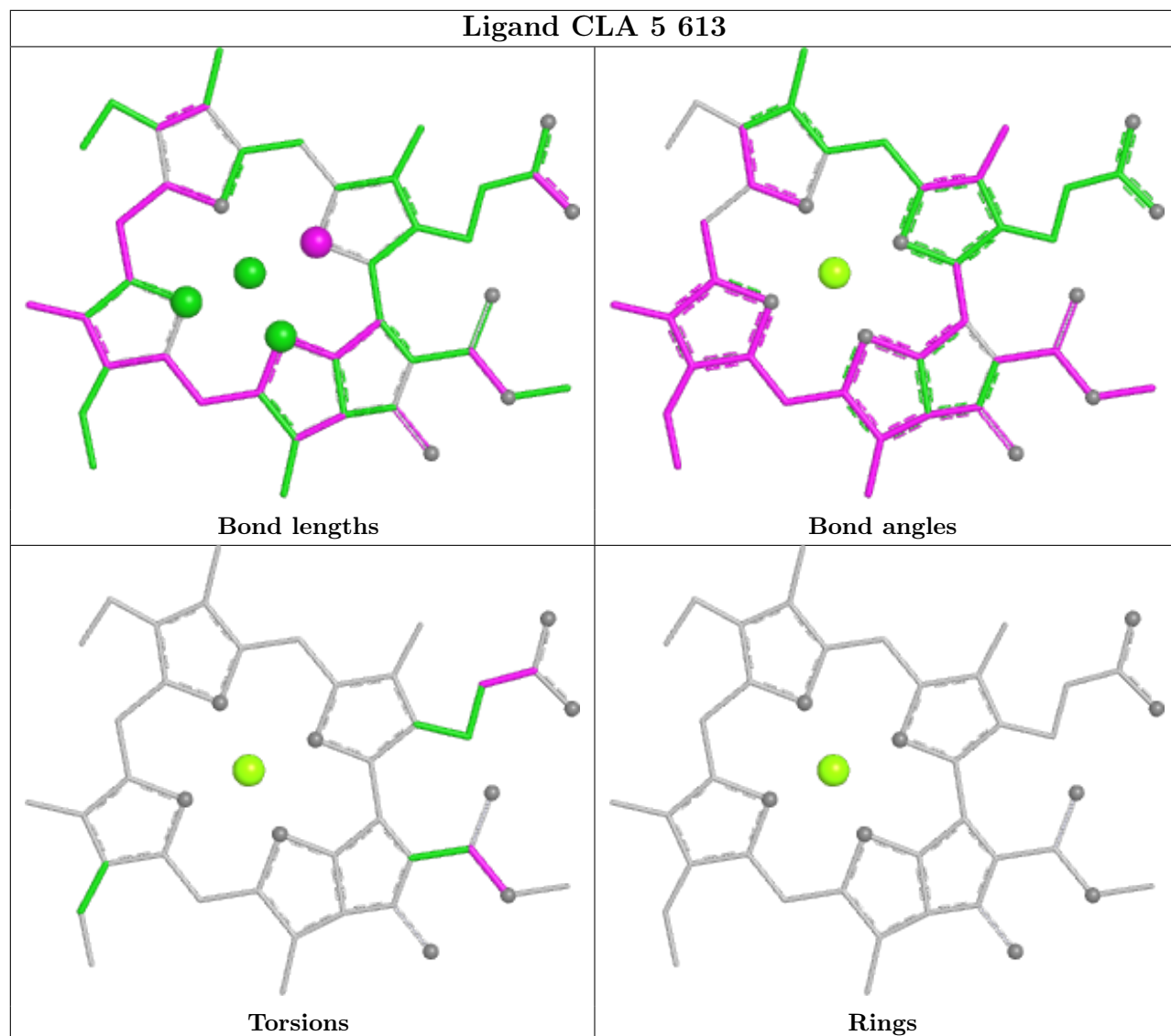


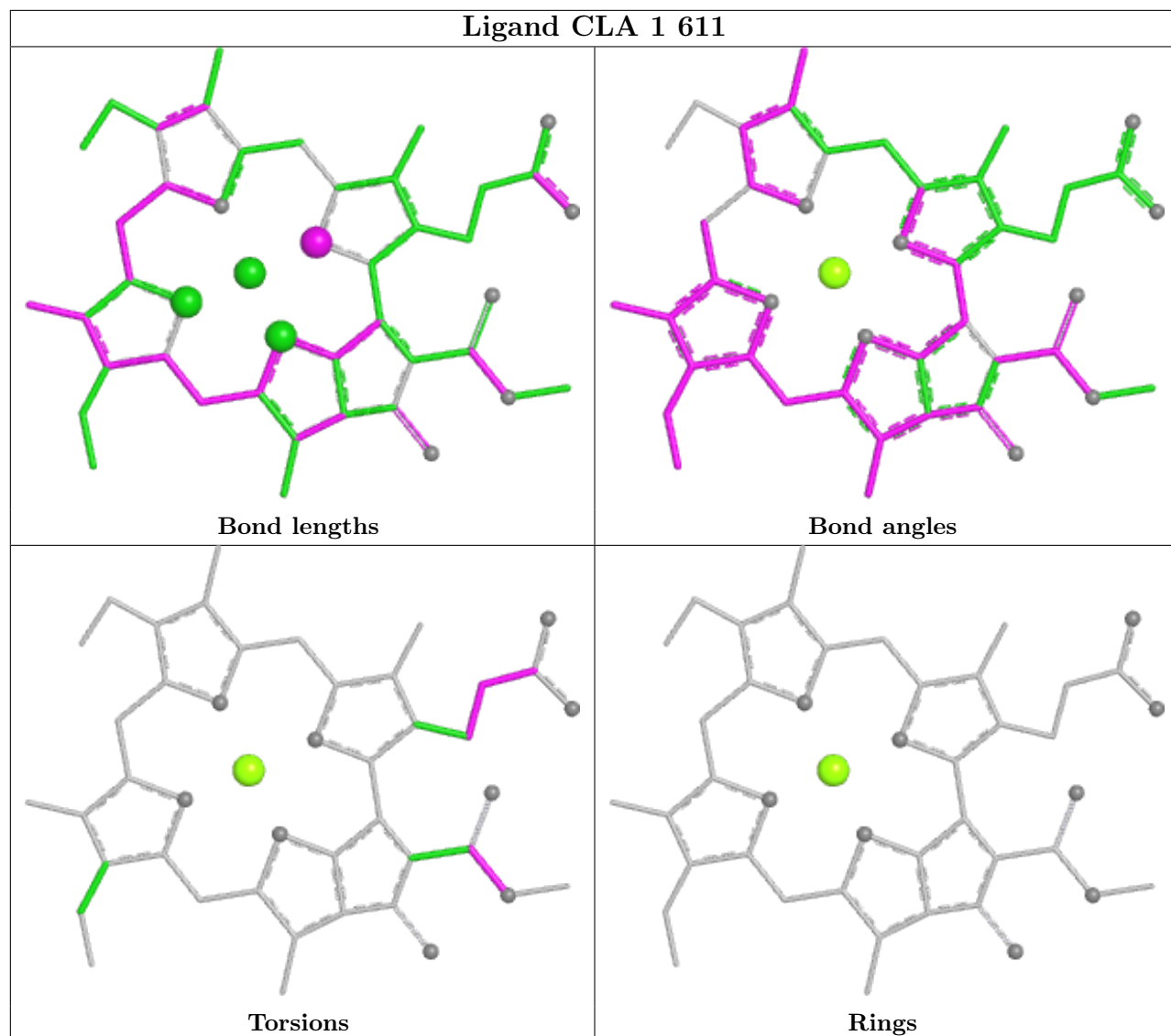


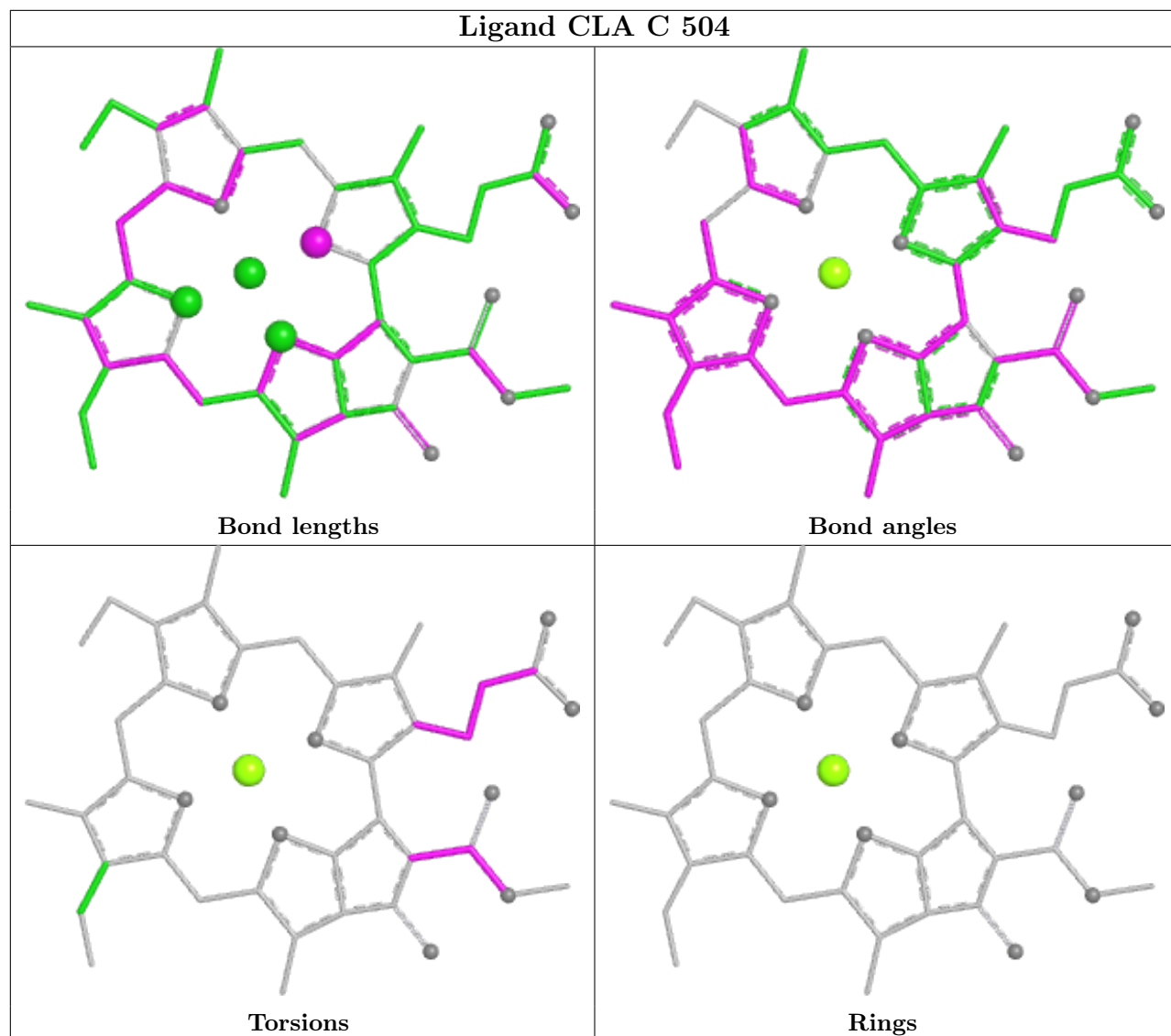


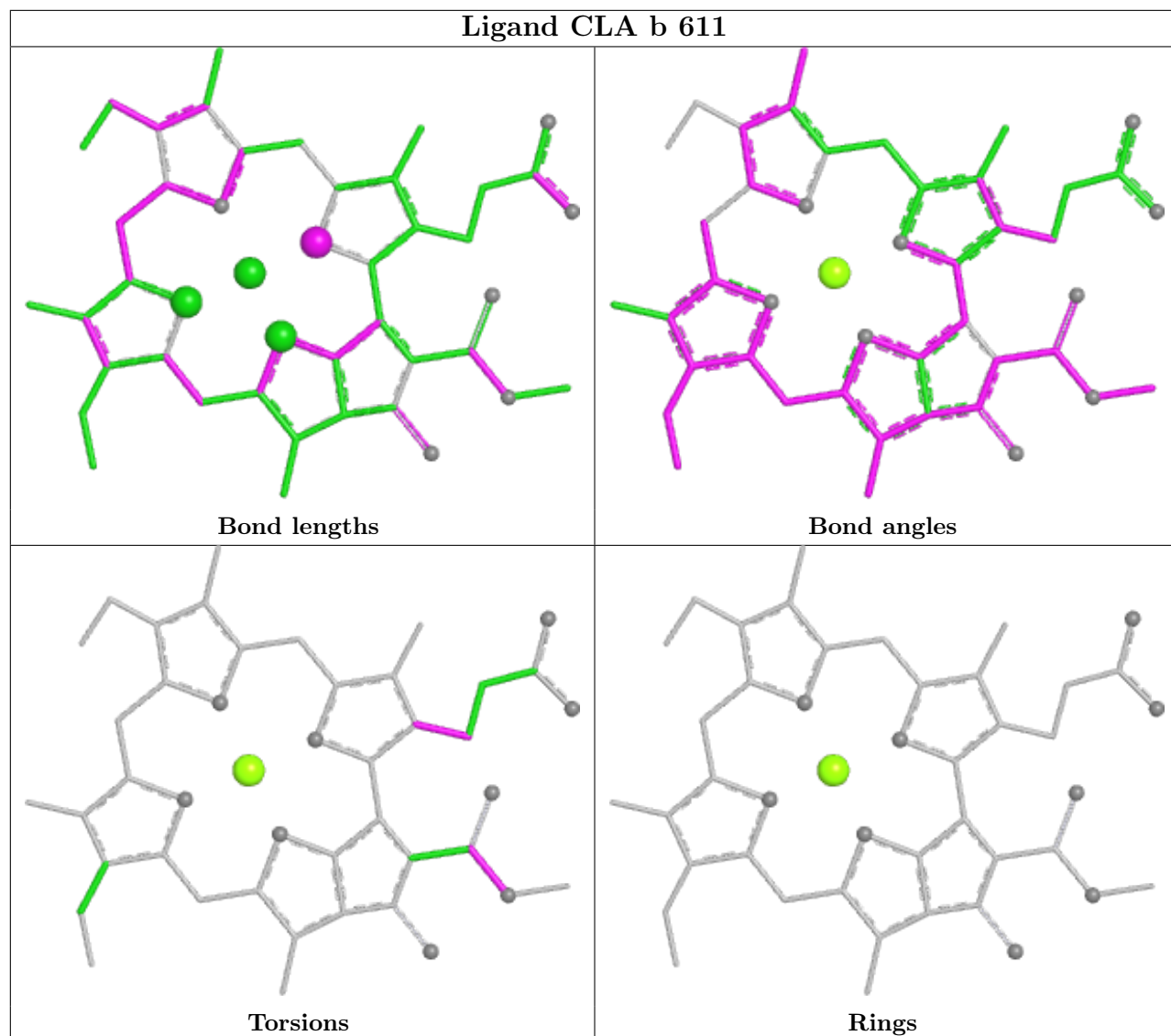


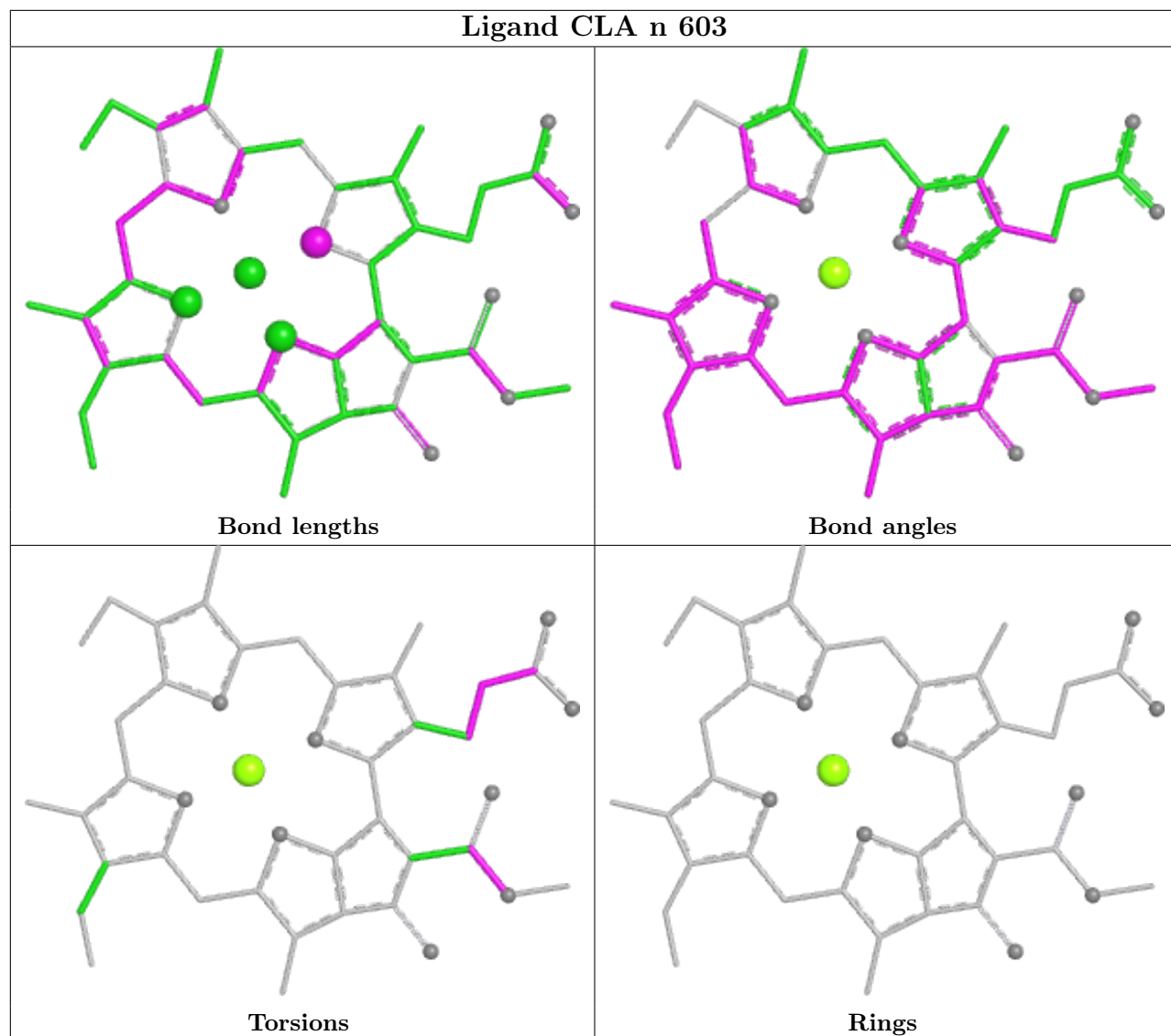
## Ligand CLA 5 613

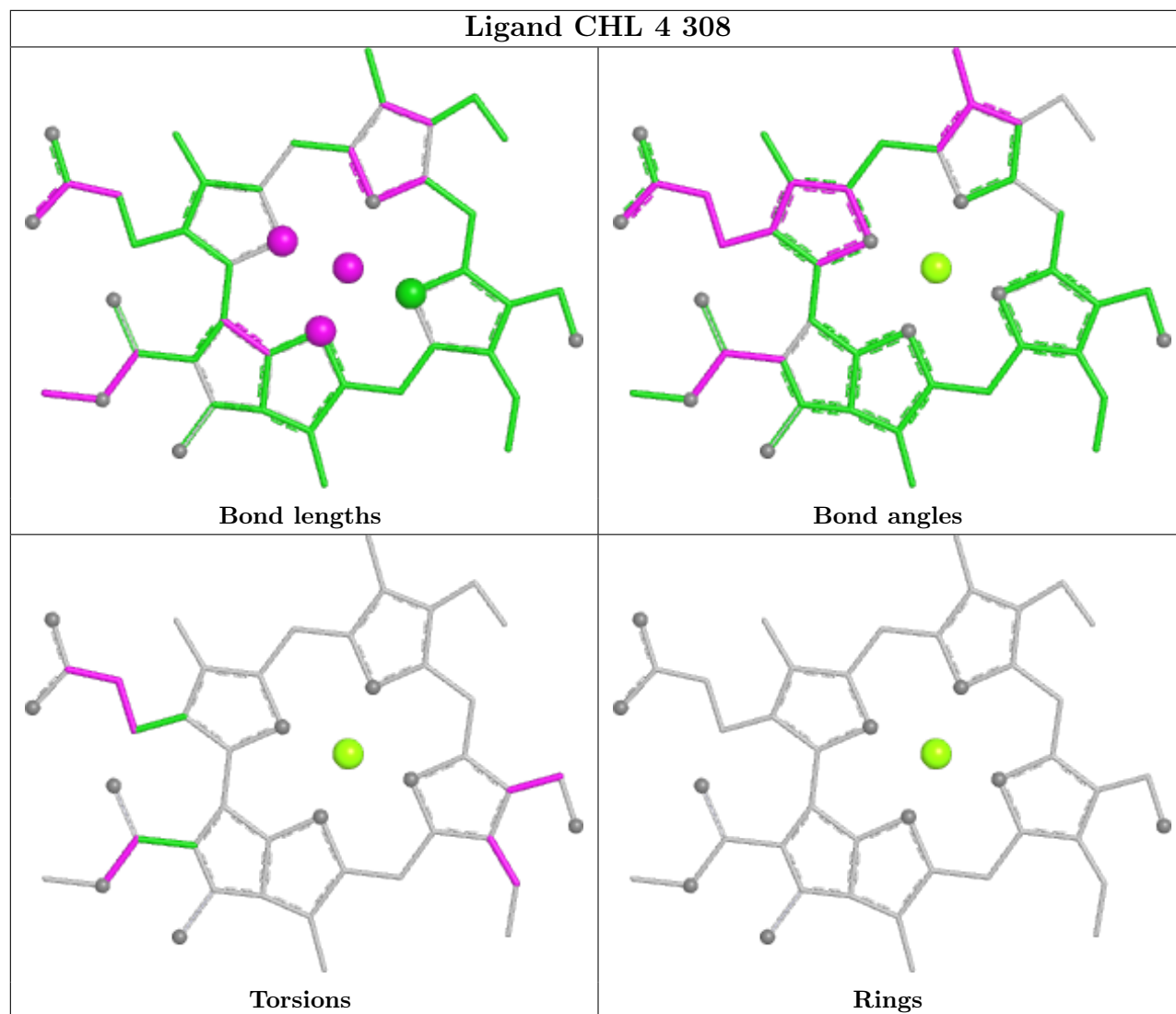


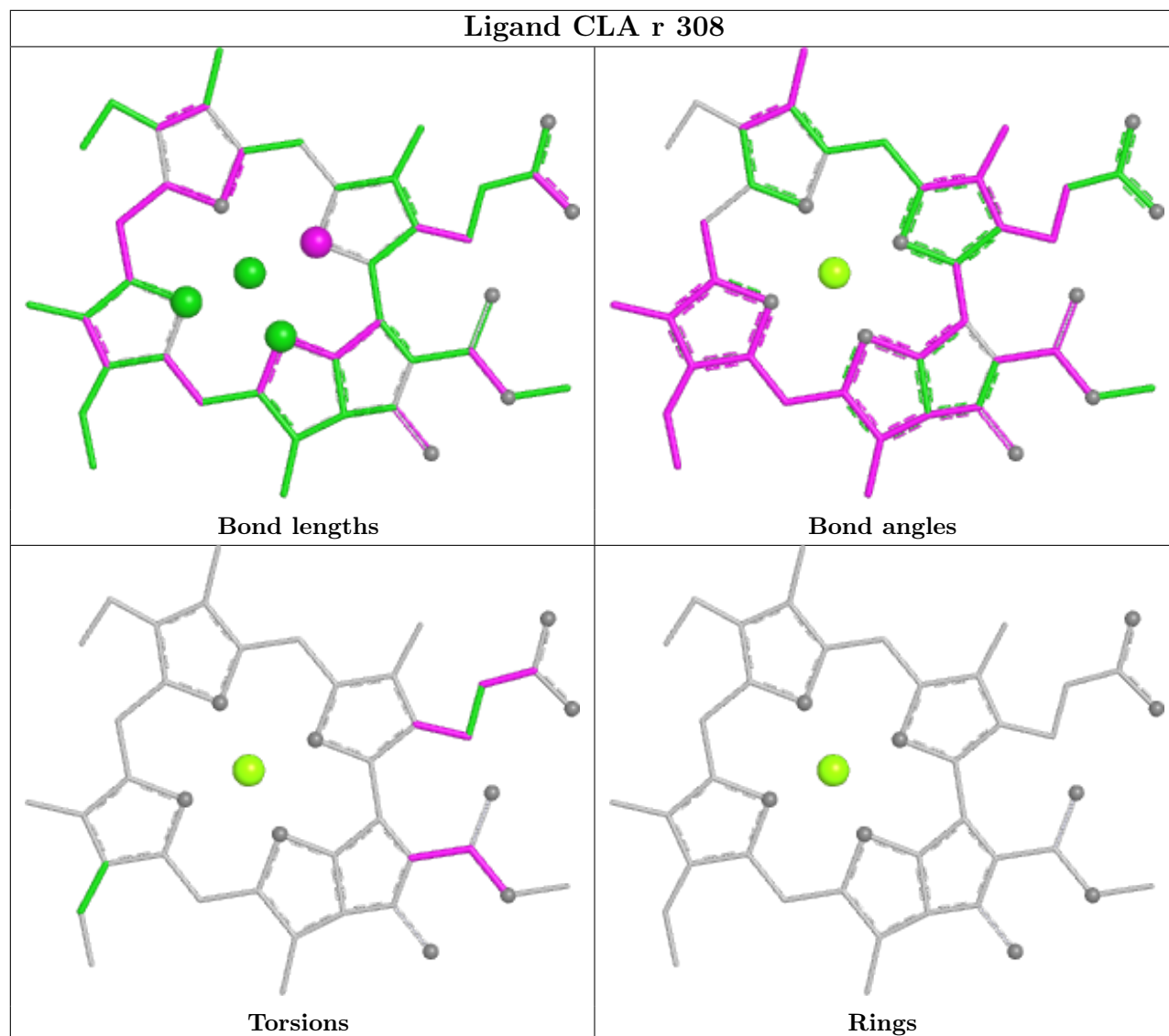


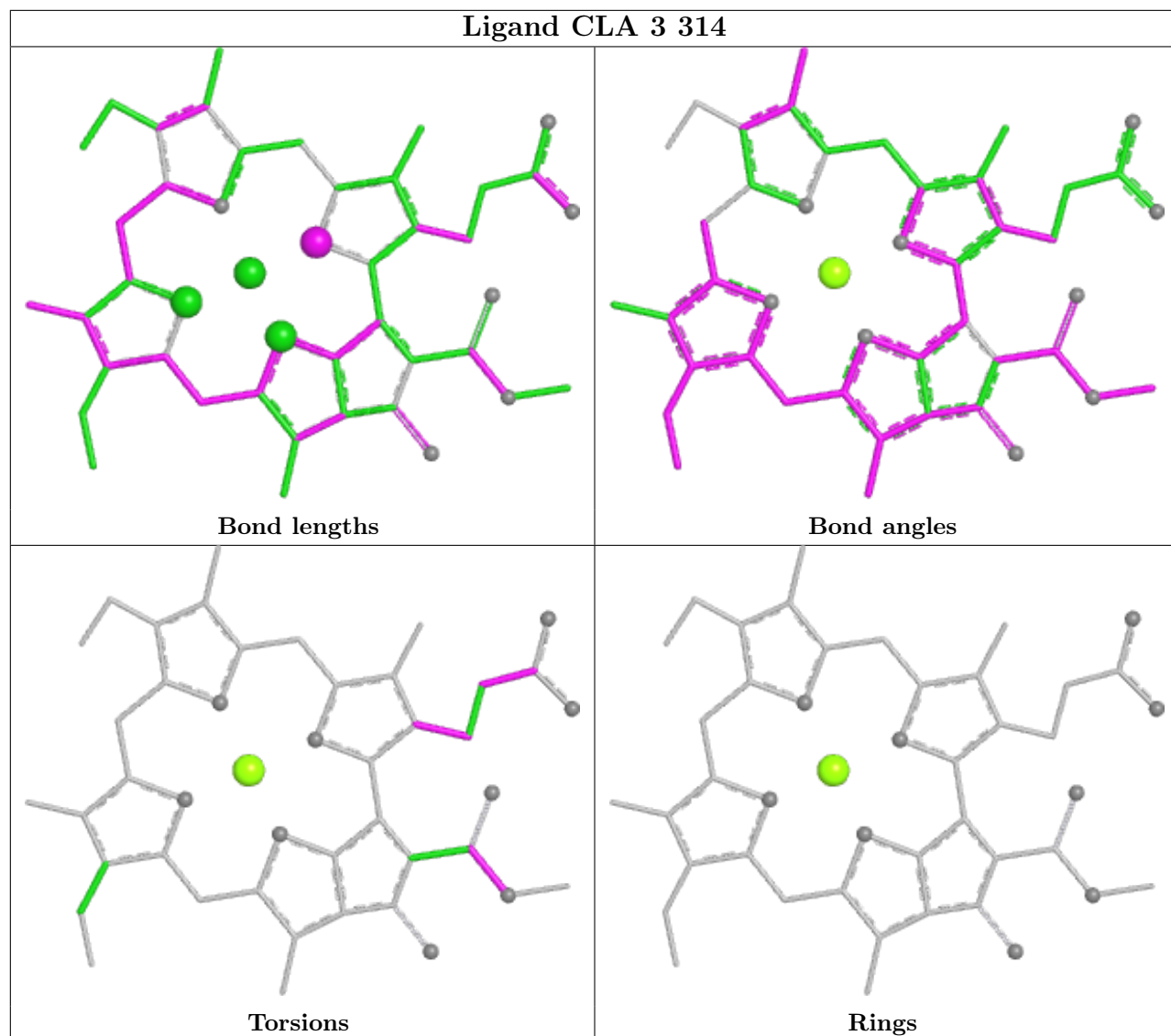




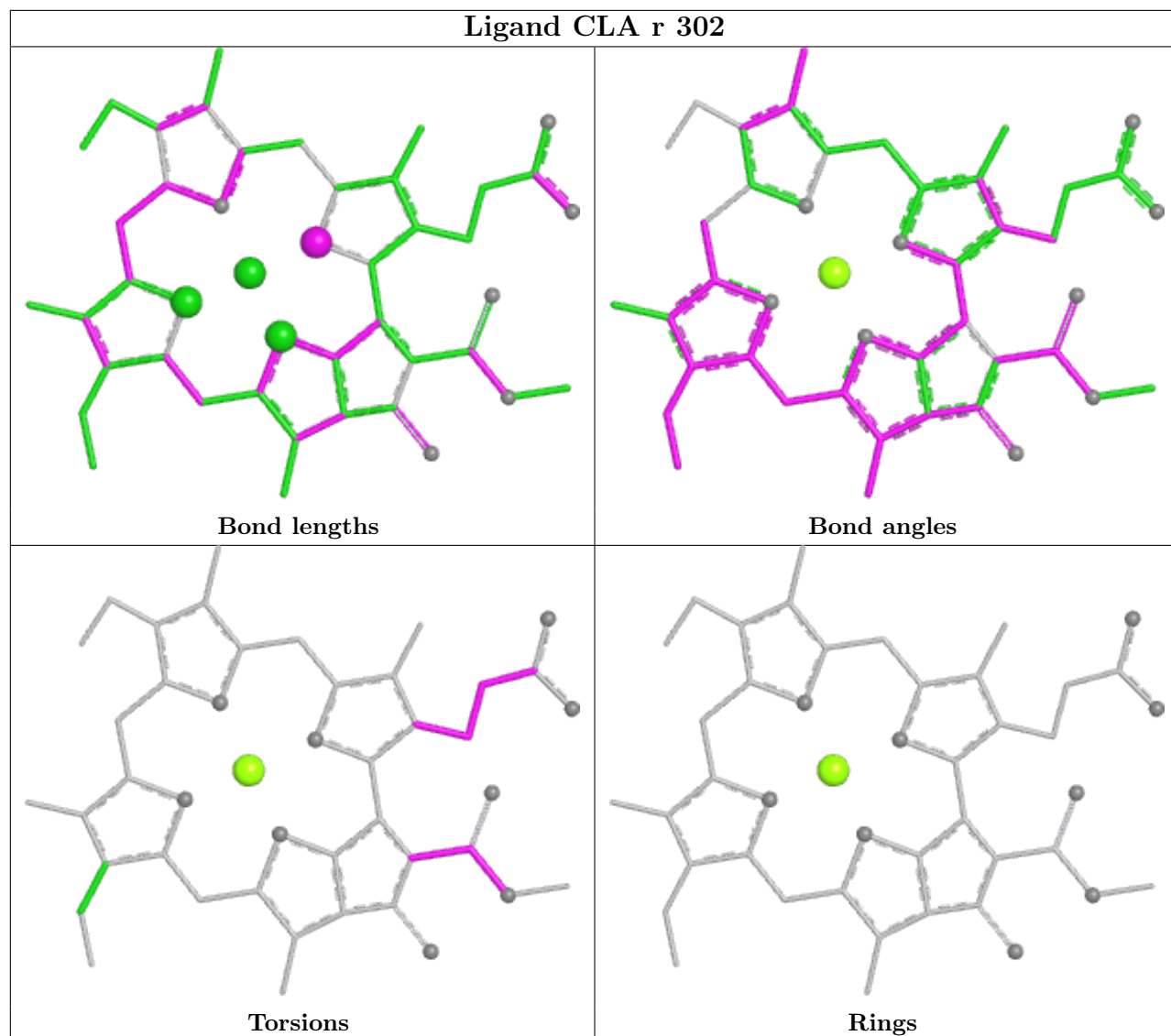


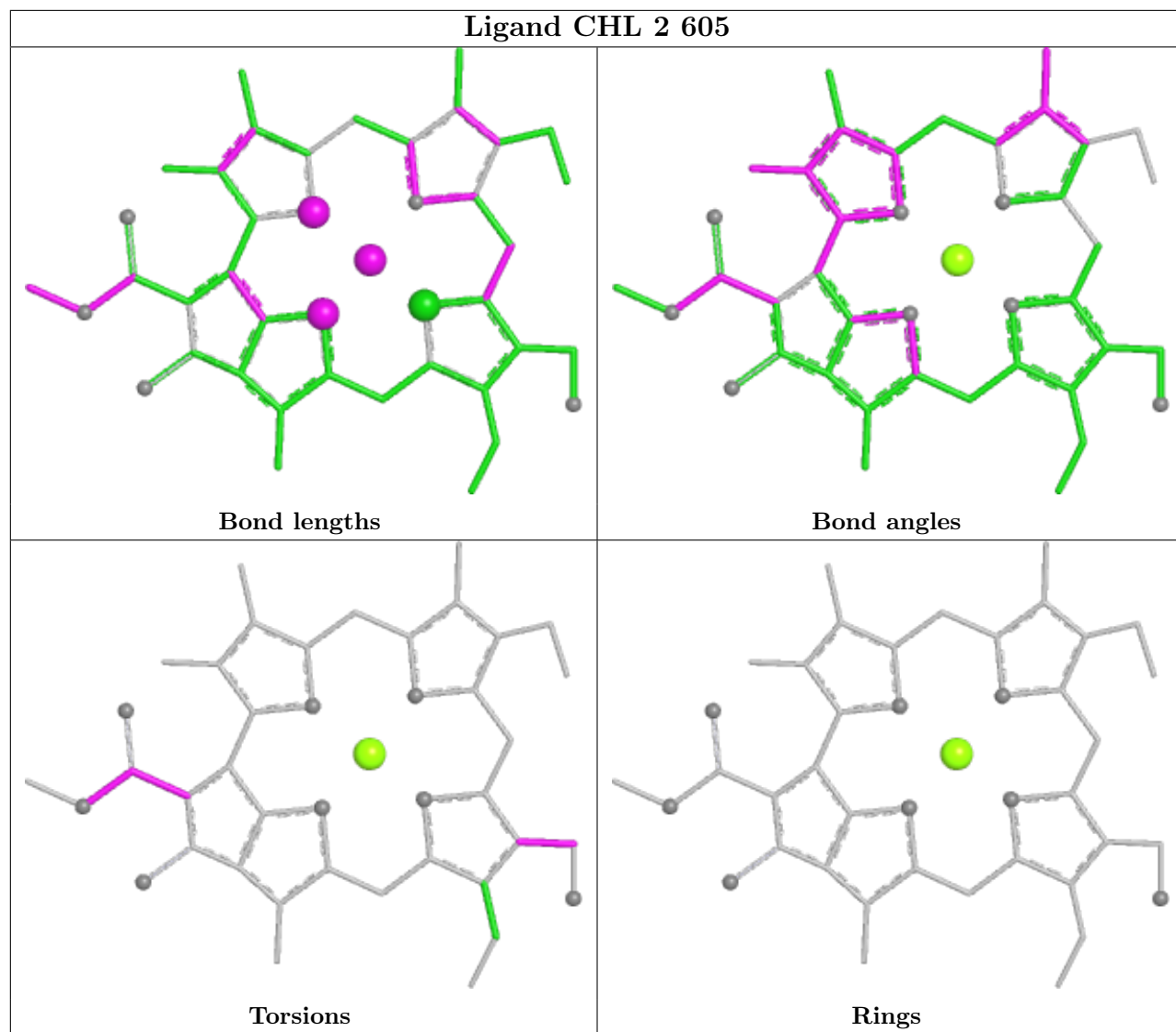


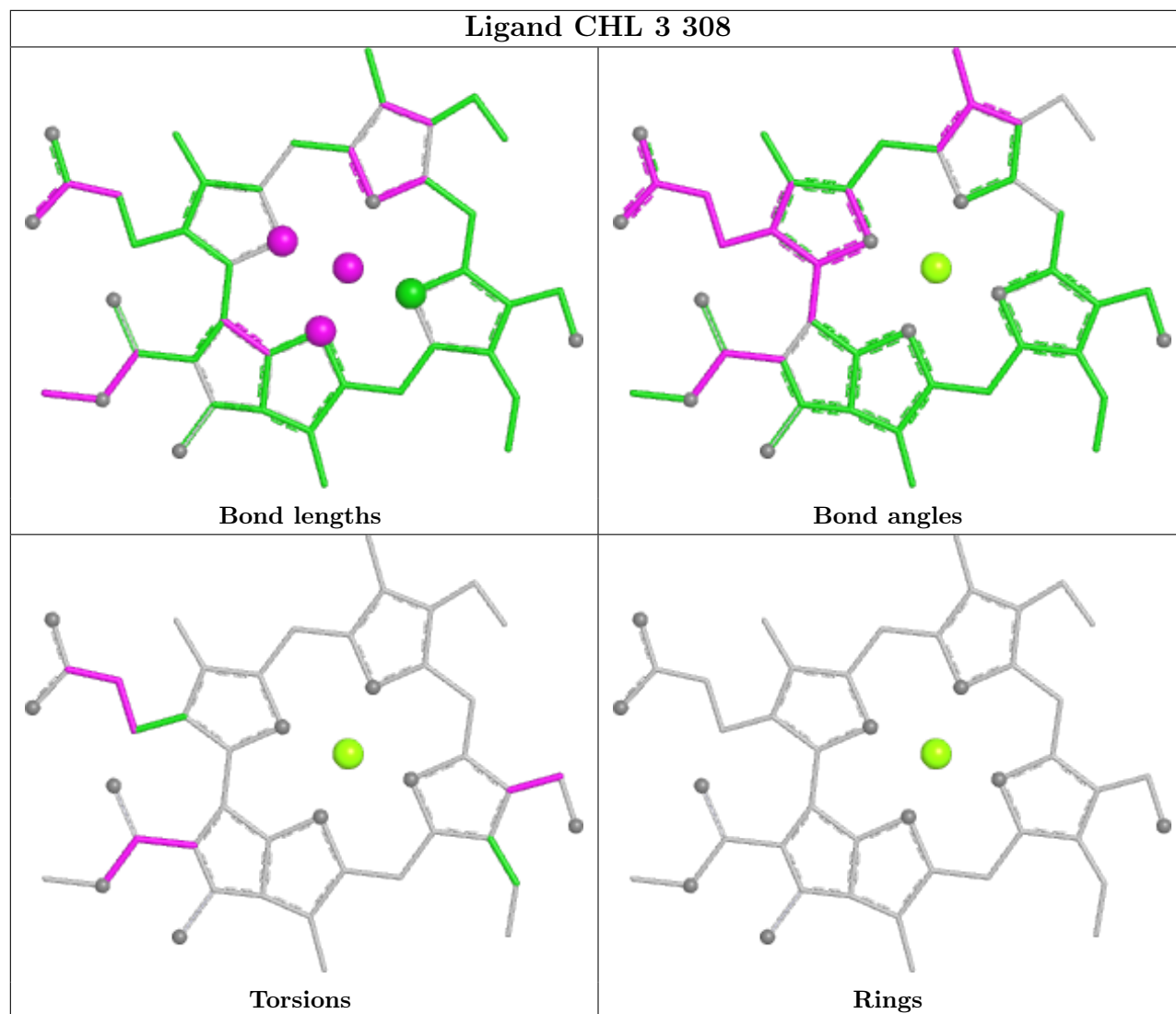


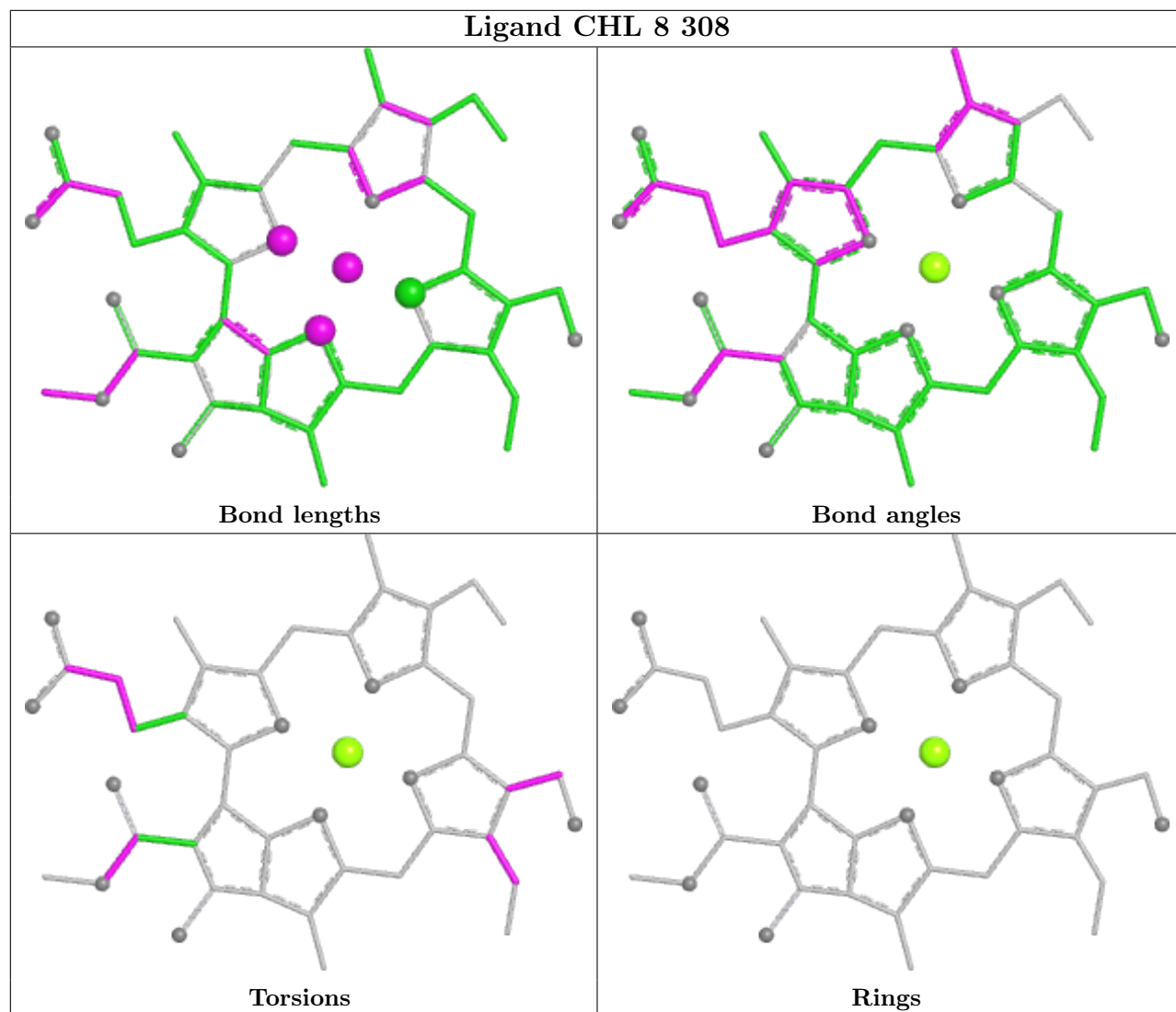


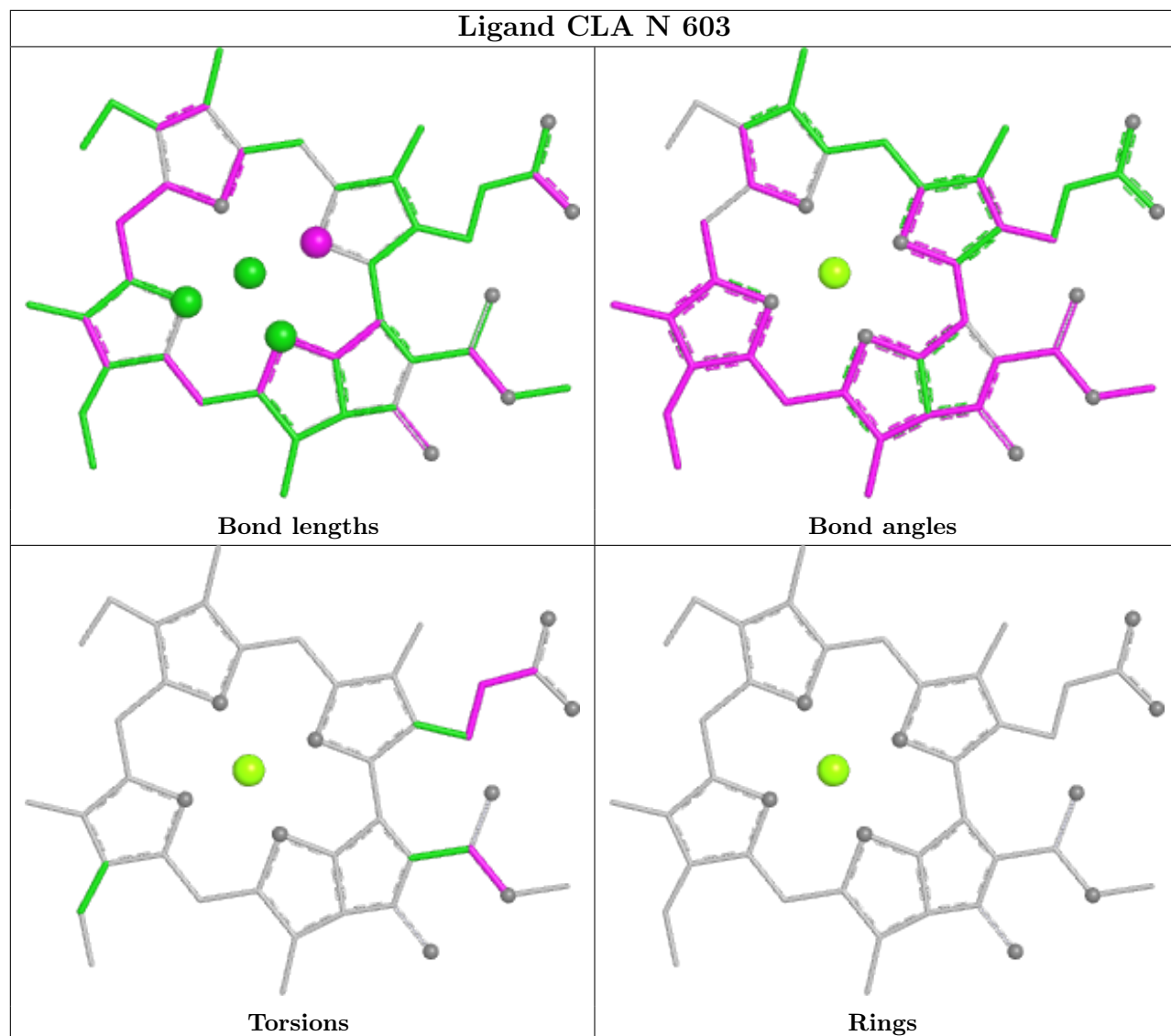


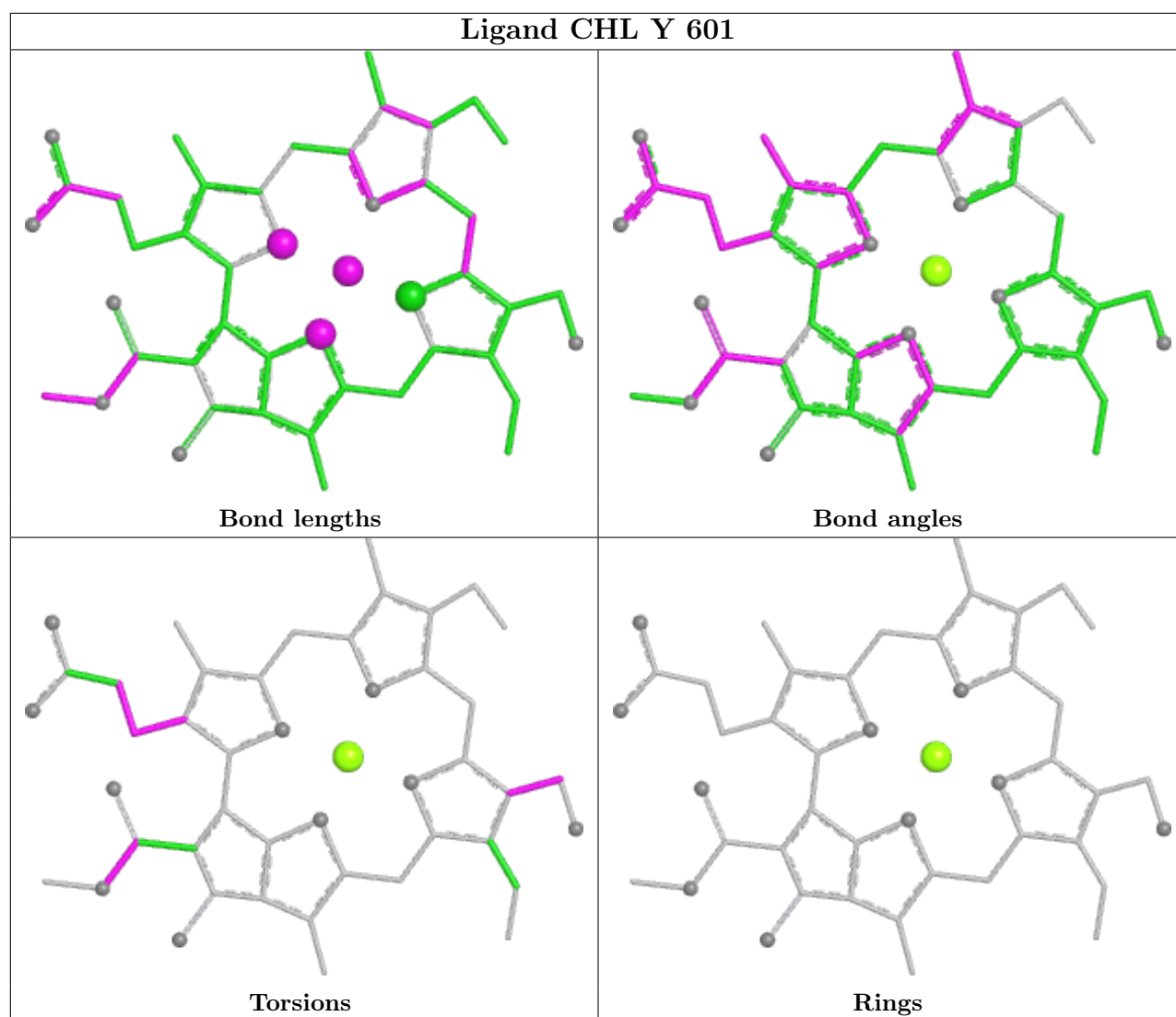












## 5.7 Other polymers [\(i\)](#)

There are no such residues in this entry.

## 5.8 Polymer linkage issues [\(i\)](#)

There are no chain breaks in this entry.

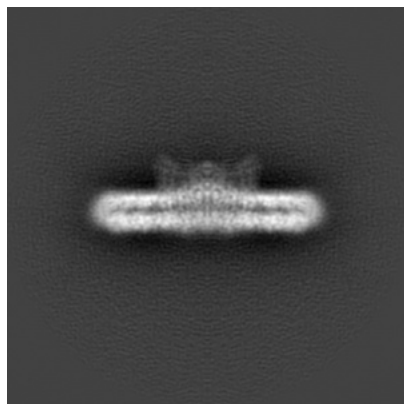
## 6 Map visualisation [i](#)

This section contains visualisations of the EMDB entry EMD-3491. These allow visual inspection of the internal detail of the map and identification of artifacts.

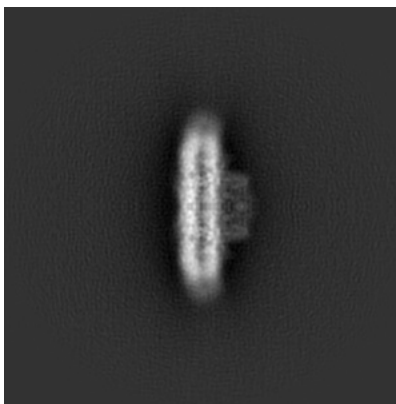
Images derived from a raw map, generated by summing the deposited half-maps, are presented below the corresponding image components of the primary map to allow further visual inspection and comparison with those of the primary map.

### 6.1 Orthogonal projections [i](#)

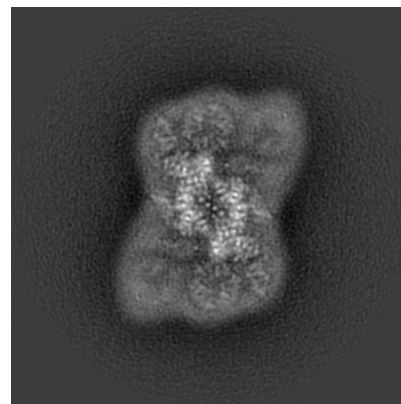
#### 6.1.1 Primary map



X

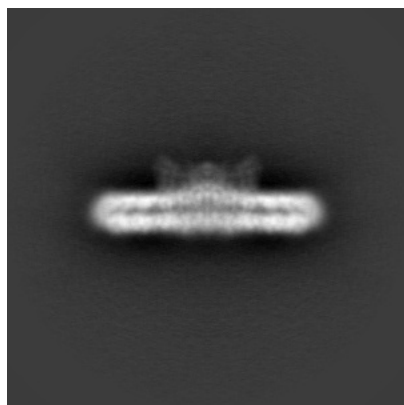


Y

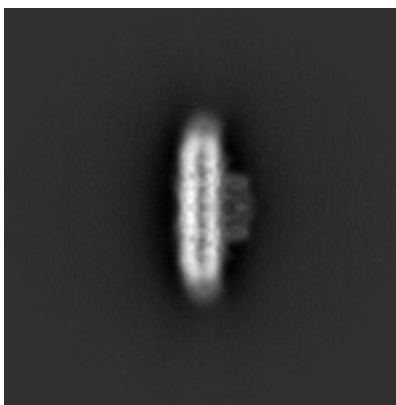


Z

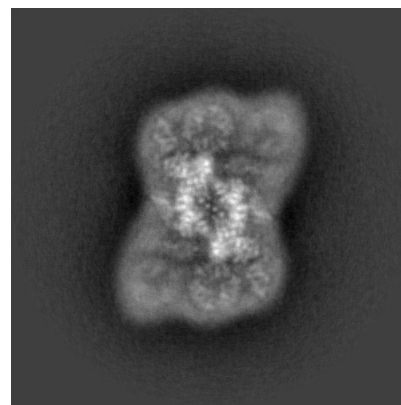
#### 6.1.2 Raw map



X



Y

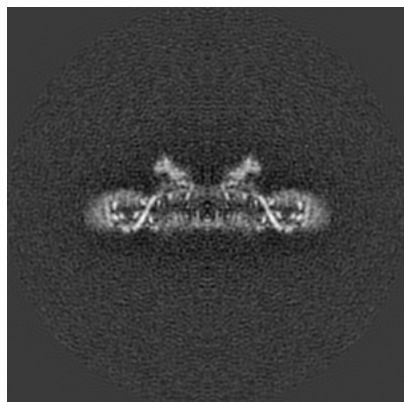


Z

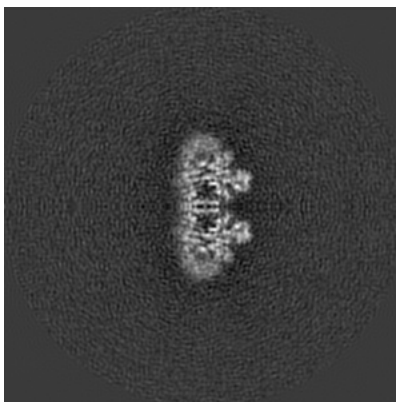
The images above show the map projected in three orthogonal directions.

## 6.2 Central slices [i](#)

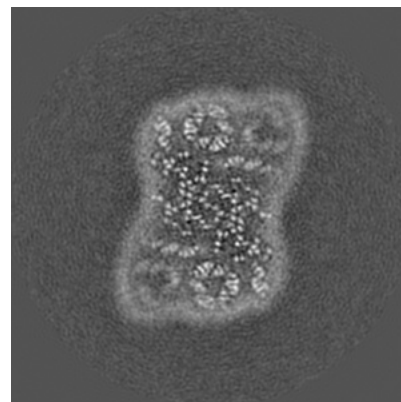
### 6.2.1 Primary map



X Index: 234

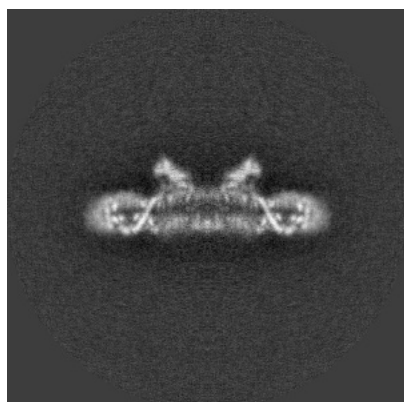


Y Index: 234

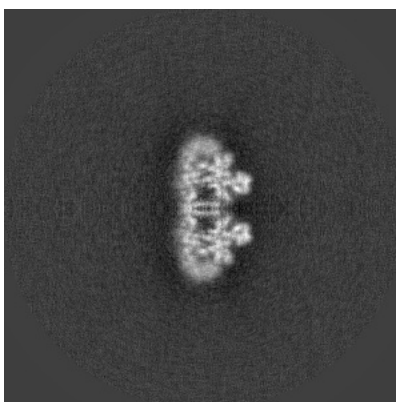


Z Index: 234

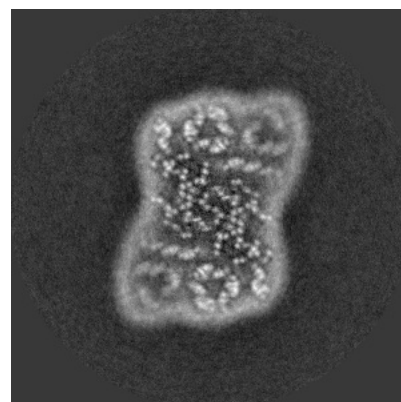
### 6.2.2 Raw map



X Index: 234



Y Index: 234



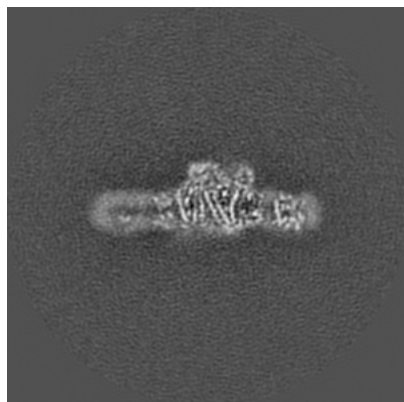
Z Index: 234

The images above show central slices of the map in three orthogonal directions.

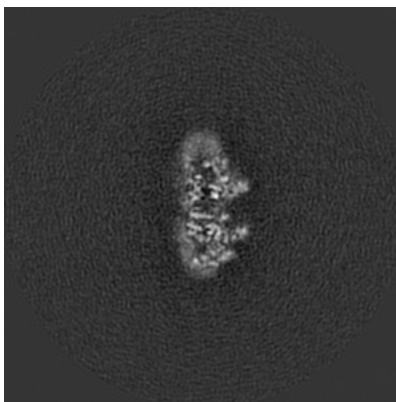


## 6.3 Largest variance slices [i](#)

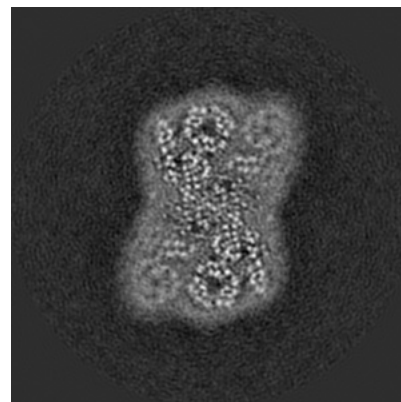
### 6.3.1 Primary map



X Index: 208

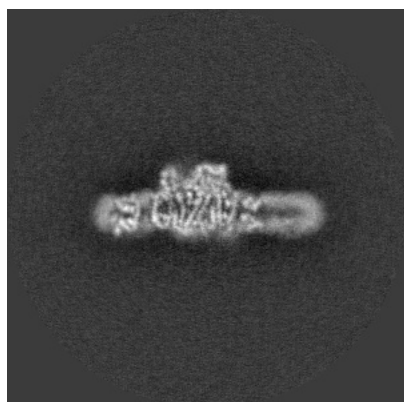


Y Index: 243

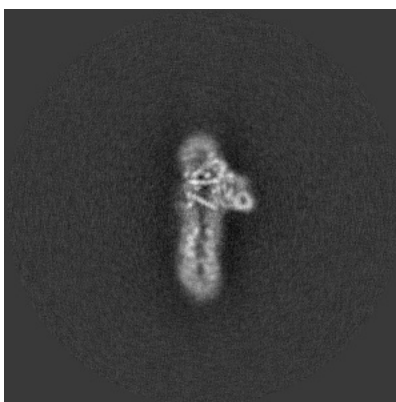


Z Index: 218

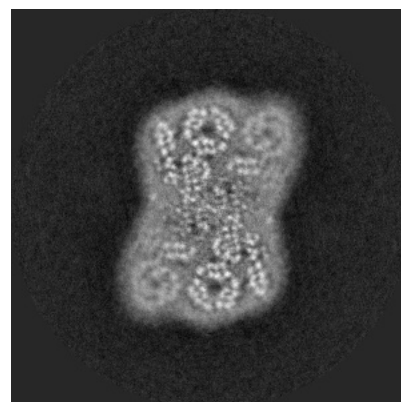
### 6.3.2 Raw map



X Index: 262



Y Index: 190



Z Index: 218

The images above show the largest variance slices of the map in three orthogonal directions.


## 6.4 Orthogonal surface views [i](#)

### 6.4.1 Primary map



The images above show the 3D surface view of the map at the recommended contour level 0.04. These images, in conjunction with the slice images, may facilitate assessment of whether an appropriate contour level has been provided.

### 6.4.2 Raw map



These images show the 3D surface of the raw map. The raw map's contour level was selected so that its surface encloses the same volume as the primary map does at its recommended contour level.

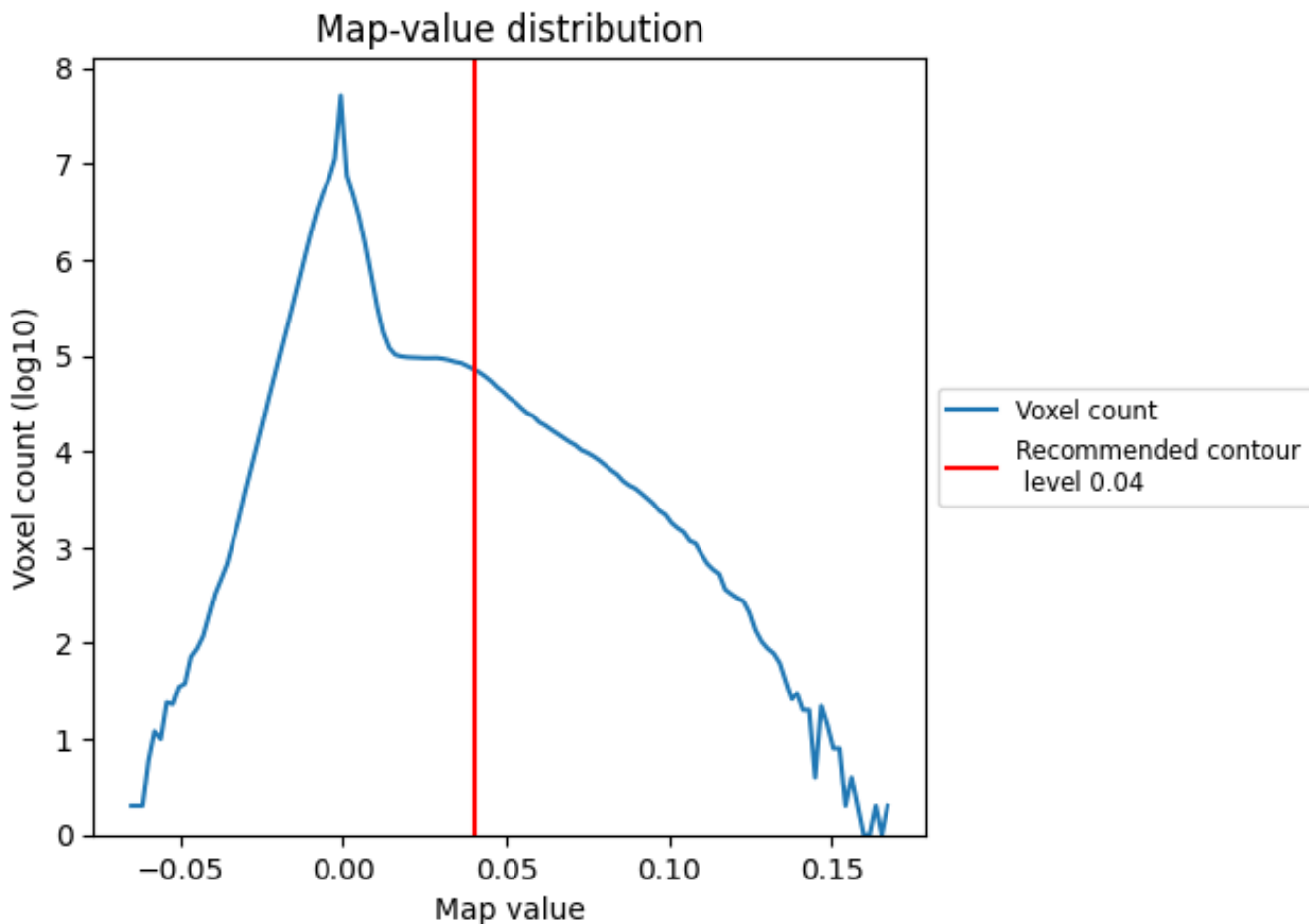
## 6.5 Mask visualisation [i](#)

This section was not generated. No masks/segmentation were deposited.

## 7 Map analysis [i](#)

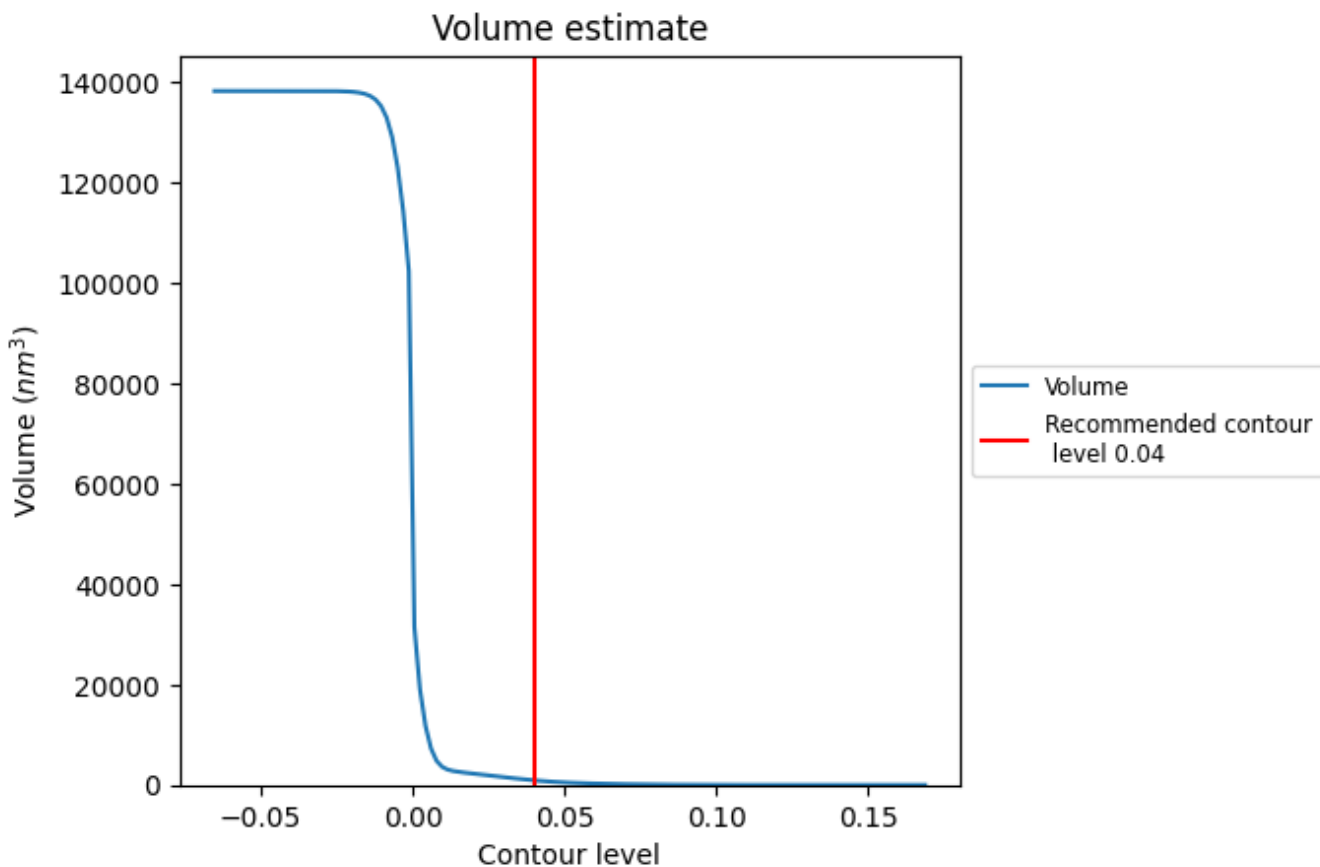
This section contains the results of statistical analysis of the map.

### 7.1 Map-value distribution [i](#)



The map-value distribution is plotted in 128 intervals along the x-axis. The y-axis is logarithmic. A spike in this graph at zero usually indicates that the volume has been masked.

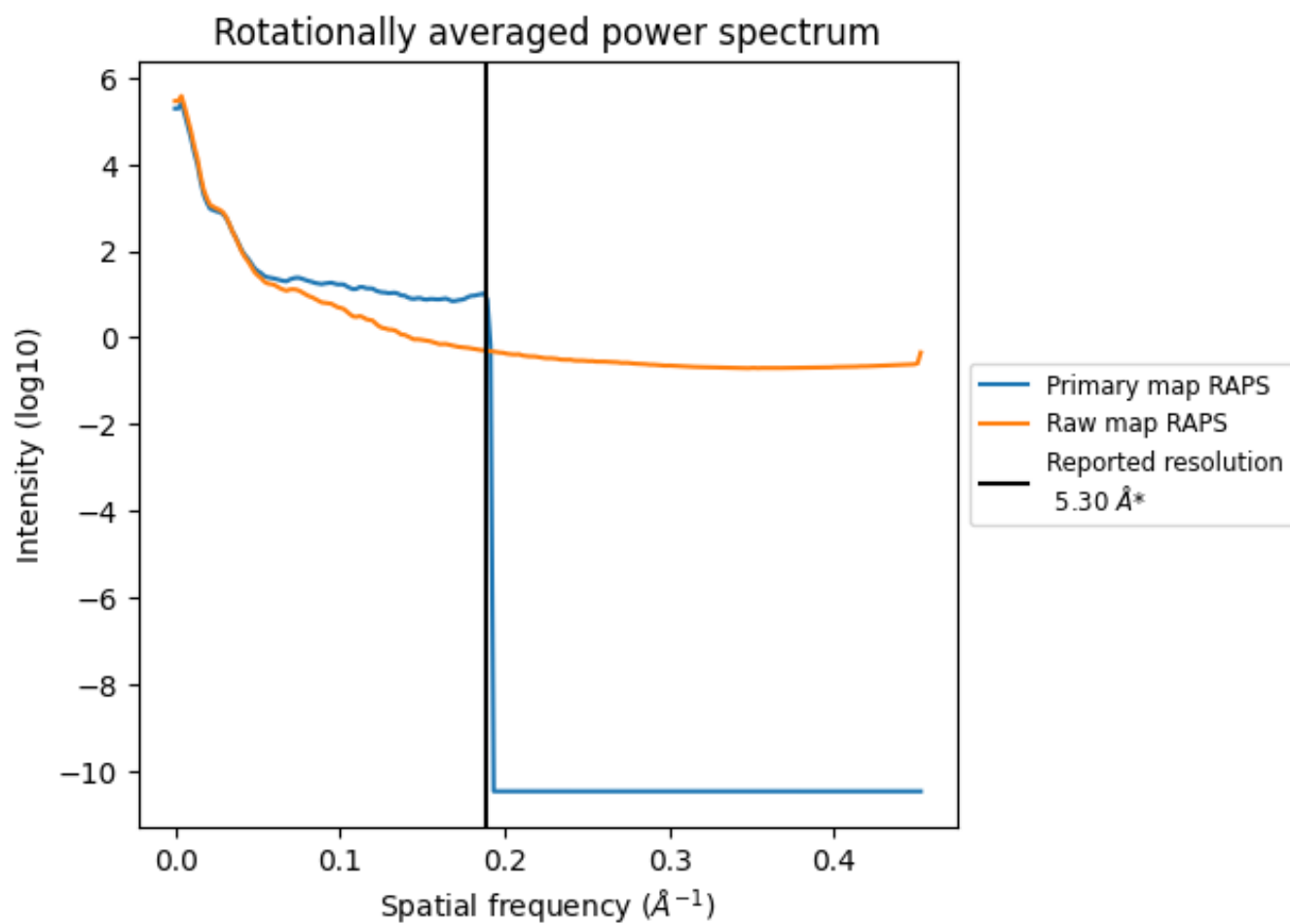
## 7.2 Volume estimate [i](#)



The volume at the recommended contour level is 930  $\text{nm}^3$ ; this corresponds to an approximate mass of 840 kDa.

The volume estimate graph shows how the enclosed volume varies with the contour level. The recommended contour level is shown as a vertical line and the intersection between the line and the curve gives the volume of the enclosed surface at the given level.

### 7.3 Rotationally averaged power spectrum [i](#)

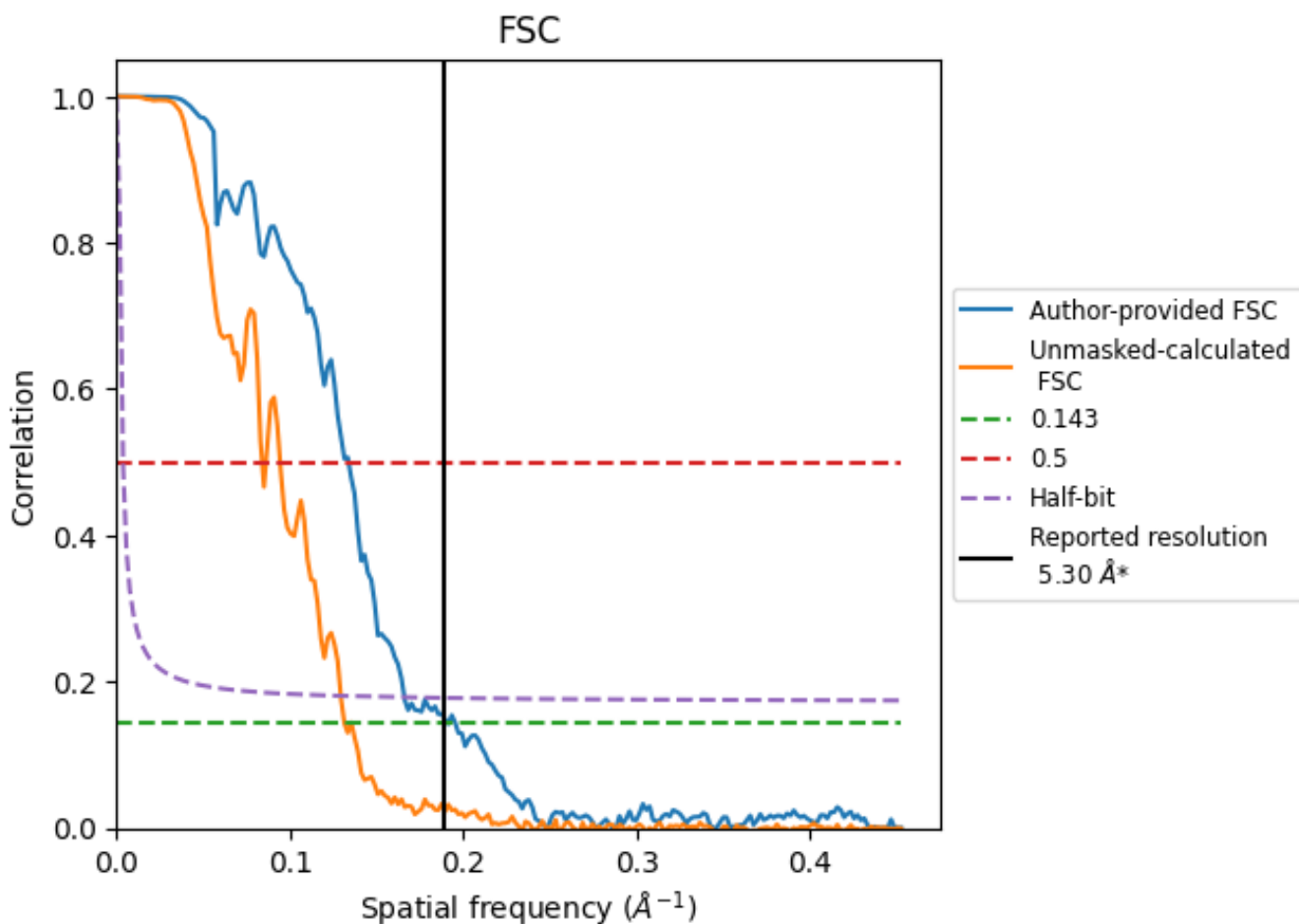


\*Reported resolution corresponds to spatial frequency of 0.189 Å<sup>-1</sup>

## 8 Fourier-Shell correlation [i](#)

Fourier-Shell Correlation (FSC) is the most commonly used method to estimate the resolution of single-particle and subtomogram-averaged maps. The shape of the curve depends on the imposed symmetry, mask and whether or not the two 3D reconstructions used were processed from a common reference. The reported resolution is shown as a black line. A curve is displayed for the half-bit criterion in addition to lines showing the 0.143 gold standard cut-off and 0.5 cut-off.

### 8.1 FSC [i](#)



\*Reported resolution corresponds to spatial frequency of  $0.189 \text{\AA}^{-1}$

## 8.2 Resolution estimates [i](#)

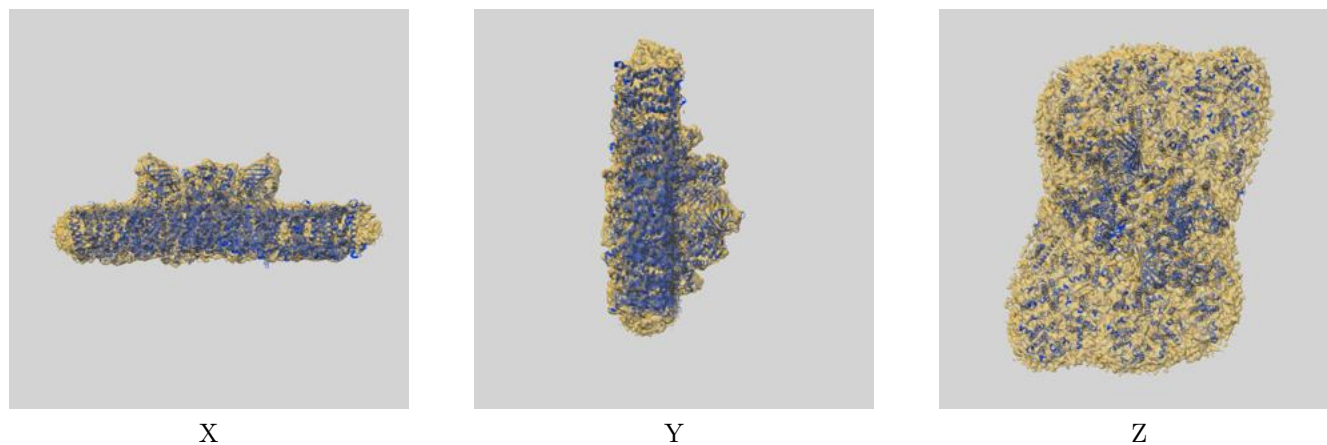
Resolution estimate (Å)	Estimation criterion (FSC cut-off)		
	0.143	0.5	Half-bit
Reported by author	5.30	-	-
Author-provided FSC curve	5.23	7.47	6.02
Unmasked-calculated*	7.60	11.90	7.73

\*Resolution estimate based on FSC curve calculated by comparison of deposited half-maps. The value from deposited half-maps intersecting FSC 0.143 CUT-OFF 7.60 differs from the reported value 5.3 by more than 10 %

## 9 Map-model fit [i](#)

This section contains information regarding the fit between EMDB map EMD-3491 and PDB model 5MDX. Per-residue inclusion information can be found in section [3](#) on page [34](#).


### 9.1 Map-model overlay [i](#)



The images above show the 3D surface view of the map at the recommended contour level 0.04 at 50% transparency in yellow overlaid with a ribbon representation of the model coloured in blue. These images allow for the visual assessment of the quality of fit between the atomic model and the map.

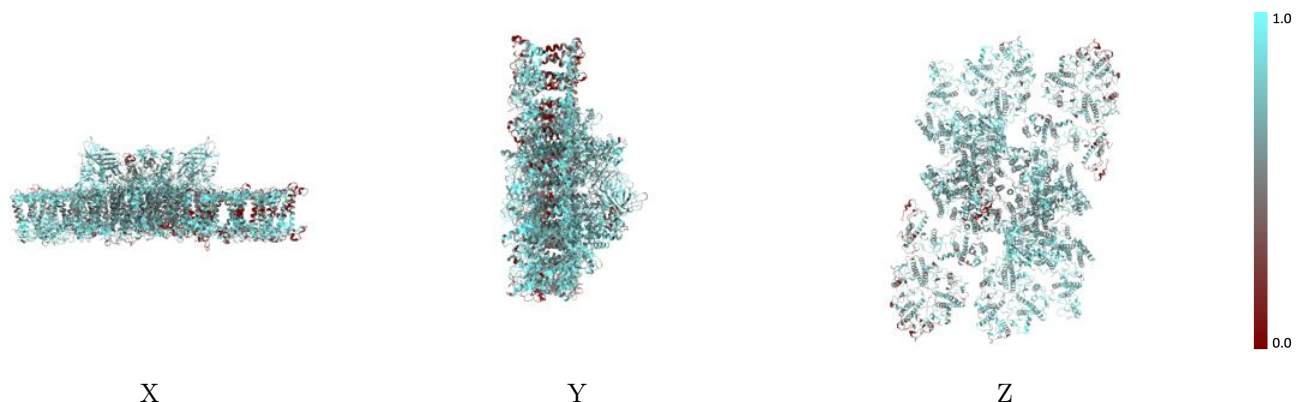


## 9.2 Q-score mapped to coordinate model [\(i\)](#)



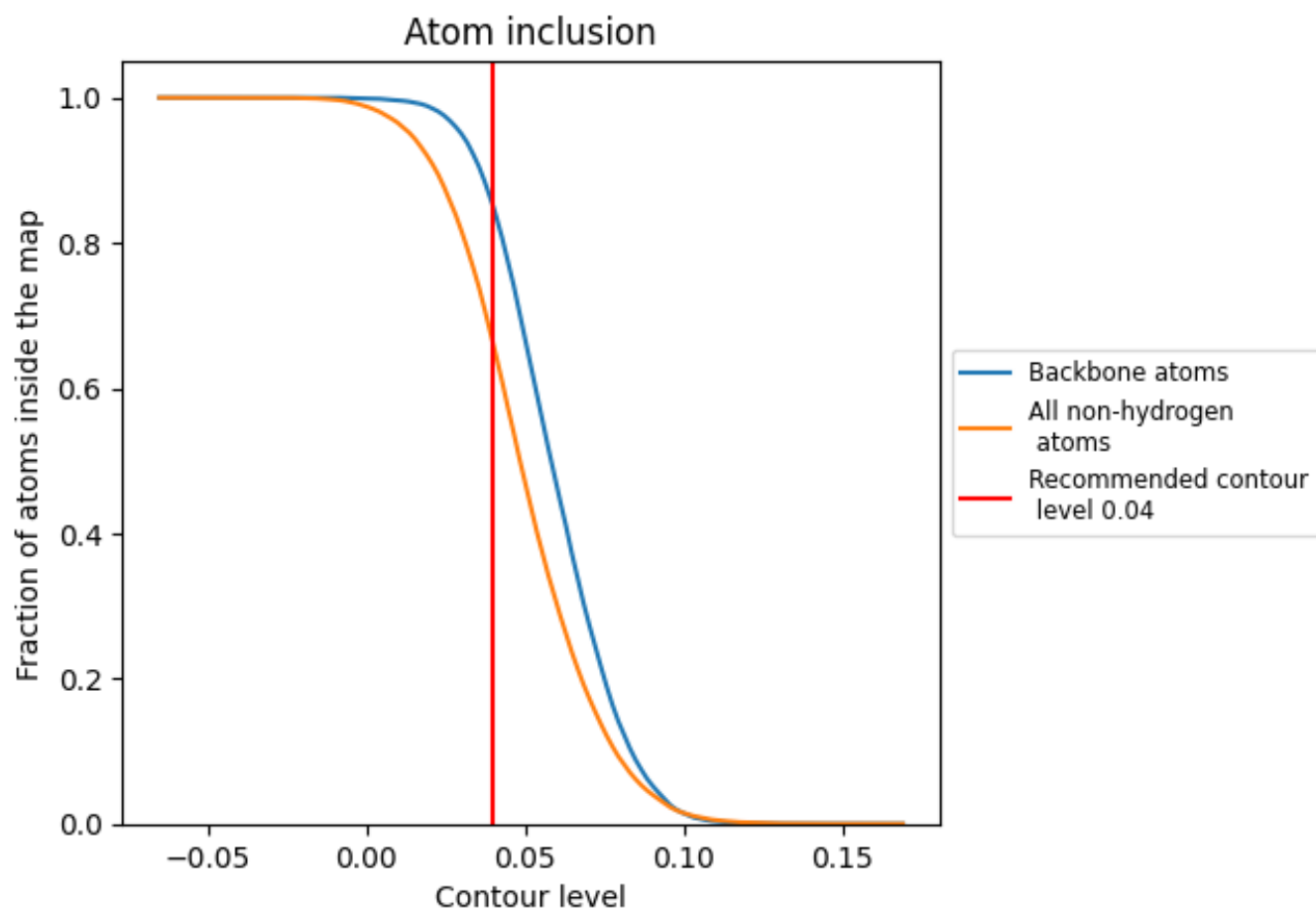
The images above show the model with each residue coloured according to its Q-score. This shows their resolvability in the map with higher Q-score values reflecting better resolvability. Please note: Q-score is calculating the resolvability of atoms, and thus high values are only expected at resolutions at which atoms can be resolved. Low Q-score values may therefore be expected for many entries.

## 9.3 Atom inclusion mapped to coordinate model [\(i\)](#)



The images above show the model with each residue coloured according to its atom inclusion. This shows to what extent they are inside the map at the recommended contour level (0.04).







































































## 9.4 Atom inclusion [i](#)



At the recommended contour level, 85% of all backbone atoms, 66% of all non-hydrogen atoms, are inside the map.

## 9.5 Map-model fit summary

































The table lists the average atom inclusion at the recommended contour level (0.04) and Q-score for the entire model and for each chain.

Chain	Atom inclusion	Q-score
All	 0.6598	 0.1630
1	 0.6194	 0.1070
2	 0.5794	 0.1060
3	 0.5535	 0.0770
4	 0.5144	 0.1140
5	 0.6194	 0.1080
6	 0.5794	 0.1060
7	 0.5535	 0.0780
8	 0.5144	 0.1150
A	 0.6302	 0.2030
B	 0.6971	 0.1970
C	 0.7379	 0.2150
D	 0.6566	 0.2030
E	 0.6984	 0.1580
F	 0.7397	 0.1420
G	 0.7097	 0.1470
H	 0.7057	 0.2160
I	 0.5872	 0.1800
K	 0.6736	 0.2180
L	 0.6330	 0.1940
M	 0.5867	 0.1950
N	 0.7540	 0.1700
O	 0.7247	 0.2070
R	 0.6523	 0.1620
S	 0.7371	 0.1660
T	 0.5424	 0.1940
W	 0.6512	 0.2050
X	 0.6062	 0.1600
Y	 0.7029	 0.1760
Z	 0.6689	 0.1580
a	 0.6504	 0.2110
b	 0.5831	 0.1220
c	 0.7455	 0.2260
d	 0.6656	 0.2030
e	 0.7246	 0.1830



*Continued on next page...*

*Continued from previous page...*

Chain	Atom inclusion	Q-score
f	 0.6849	 0.1790
g	 0.7097	 0.1450
h	 0.6615	 0.1880
i	 0.5801	 0.1780
k	 0.6910	 0.2100
l	 0.6229	 0.1810
m	 0.5556	 0.1770
n	 0.7540	 0.1690
o	 0.7002	 0.1850
r	 0.6523	 0.1610
s	 0.7366	 0.1640
t	 0.5424	 0.2050
w	 0.6267	 0.2140
x	 0.5752	 0.1480
y	 0.7029	 0.1760
z	 0.6732	 0.1730