Full wwPDB X-ray Structure Validation Report (i)

Jun 13, 2024 – 10:23 AM EDT

PDB ID	:	1MX9
Title	:	Crystal Structure of Human Liver Carboxylesterase in complexed with naloxone methiodide, a heroin analogue
Authors	:	Bencharit, S.; Morton, C.L.; Xue, Y.; Potter, P.M.; Redinbo, M.R.
Deposited on	:	2002-10-01
Resolution	:	2.90 Å(reported)

This is a Full wwPDB X-ray Structure Validation Report for a publicly released PDB entry.

We welcome your comments at *validation@mail.wwpdb.org*
A user guide is available at
https://www.wwpdb.org/validation/2017/XrayValidationReportHelp
with specific help available everywhere you see the (i) symbol.

The types of validation reports are described at
http://www.wwpdb.org/validation/2017/FAQs#types.

The following versions of software and data (see references (1)) were used in the production of this report:

MolProbity	:	4.02b-467
Mogul	:	1.8.5 (274361), CSD as541be (2020)
Xtriage (Phenix)	:	NOT EXECUTED
EDS	:	NOT EXECUTED
buster-report	:	1.1.7 (2018)
Percentile statistics	:	20191225.v01 (using entries in the PDB archive December 25th 2019)
Ideal geometry (proteins)	:	Engh & Huber (2001)
Ideal geometry (DNA, RNA)	:	Parkinson et al. (1996)
Validation Pipeline (wwPDB-VP)	:	2.36.2

1 Overall quality at a glance (i)

The following experimental techniques were used to determine the structure:
X-RAY DIFFRACTION

The reported resolution of this entry is 2.90 Å.

Percentile scores (ranging between 0-100) for global validation metrics of the entry are shown in the following graphic. The table shows the number of entries on which the scores are based.

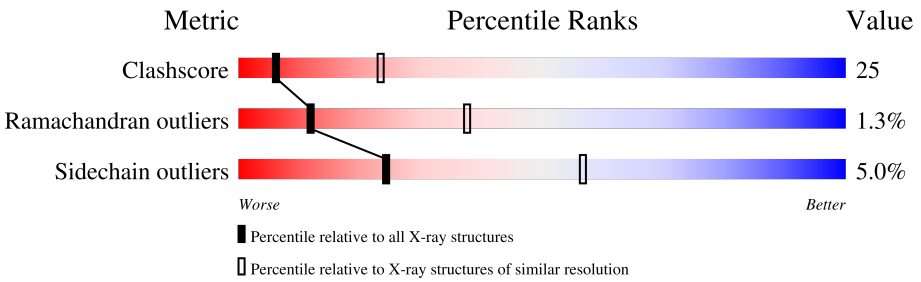

Metric	Whole archive (#Entries)	Similar resolution (#Entries, resolution range(Å))
Clashscore	141614	2172 (2.90-2.90)
Ramachandran outliers	138981	2115 (2.90-2.90)
Sidechain outliers	138945	2117 (2.90-2.90)

The table below summarises the geometric issues observed across the polymeric chains and their fit to the electron density. The red, orange, yellow and green segments of the lower bar indicate the fraction of residues that contain outliers for >=3, 2, 1 and 0 types of geometric quality criteria respectively. A grey segment represents the fraction of residues that are not modelled. The numeric value for each fraction is indicated below the corresponding segment, with a dot representing fractions <=5%

Note EDS was not executed.

Mol	Chain	Length	Quality of chain
1	A	548	54% 41% • •
1	B	548	61% 33% • •
1	C	548	59% 34% • •
1	D	548	62% 33% • •
1	E	548	55% 38% • •
1	F	548	57% 37% • •
1	G	548	53% 41% • •
1	H	548	57% 38% • •

Continued on next page...

Continued from previous page...

Mol	Chain	Length	Quality of chain
1	I	548	49% 43%
1	J	548	56% 38%
1	K	548	53% 42%
1	L	548	54% 40%

The following table lists non-polymeric compounds, carbohydrate monomers and non-standard residues in protein, DNA, RNA chains that are outliers for geometric or electron-density-fit criteria:

Mol	Type	Chain	Res	Chirality	Geometry	Clashes	Electron density
2	NAG	J	479	-	-	X	-
3	NLX	A	1	X	-	X	-
3	NLX	B	2	X	-	X	-
3	NLX	C	3	X	-	X	-
3	NLX	D	4	X	-	X	-
3	NLX	E	5	X	-	X	-
3	NLX	F	6	X	-	X	-
3	NLX	G	1	X	-	X	-
3	NLX	H	2	X	-	X	-
3	NLX	I	3	X	-	X	-
3	NLX	J	4	X	-	X	-
3	NLX	K	5	X	-	X	-
3	NLX	L	6	X	-	X	-

2 Entry composition (i)

There are 4 unique types of molecules in this entry. The entry contains 51134 atoms, of which 0 are hydrogens and 0 are deuteriums.

In the tables below, the ZeroOcc column contains the number of atoms modelled with zero occupancy, the AltConf column contains the number of residues with at least one atom in alternate conformation and the Trace column contains the number of residues modelled with at most 2 atoms.

- Molecule 1 is a protein called liver Carboxylesterase I.

Mol	Chain	Residues	Atoms					ZeroOcc	AltConf	Trace
			Total	C	N	O	S			
1	A	532	4130	2662	685	763	20	0	0	0
1	B	532	4130	2662	685	763	20	0	0	0
1	C	531	4124	2659	684	761	20	0	0	0
1	D	533	4135	2665	686	764	20	0	0	0
1	E	531	4124	2659	684	761	20	0	0	0
1	F	531	4124	2659	684	761	20	0	0	0
1	G	532	4130	2662	685	763	20	0	0	0
1	H	531	4124	2659	684	761	20	0	0	0
1	I	531	4124	2659	684	761	20	0	0	0
1	J	532	4130	2662	685	763	20	0	0	0
1	K	531	4124	2659	684	761	20	0	0	0
1	L	531	4124	2659	684	761	20	0	0	0

There are 12 discrepancies between the modelled and reference sequences:

Chain	Residue	Modelled	Actual	Comment	Reference
A	?	-	GLN	deletion	UNP P23141
B	?	-	GLN	deletion	UNP P23141
C	?	-	GLN	deletion	UNP P23141
D	?	-	GLN	deletion	UNP P23141
E	?	-	GLN	deletion	UNP P23141

Continued on next page...

Continued from previous page...

Chain	Residue	Modelled	Actual	Comment	Reference
F	?	-	GLN	deletion	UNP P23141
G	?	-	GLN	deletion	UNP P23141
H	?	-	GLN	deletion	UNP P23141
I	?	-	GLN	deletion	UNP P23141
J	?	-	GLN	deletion	UNP P23141
K	?	-	GLN	deletion	UNP P23141
L	?	-	GLN	deletion	UNP P23141

- Molecule 2 is 2-acetamido-2-deoxy-beta-D-glucopyranose (three-letter code: NAG) (formula: $C_8H_{15}NO_6$).

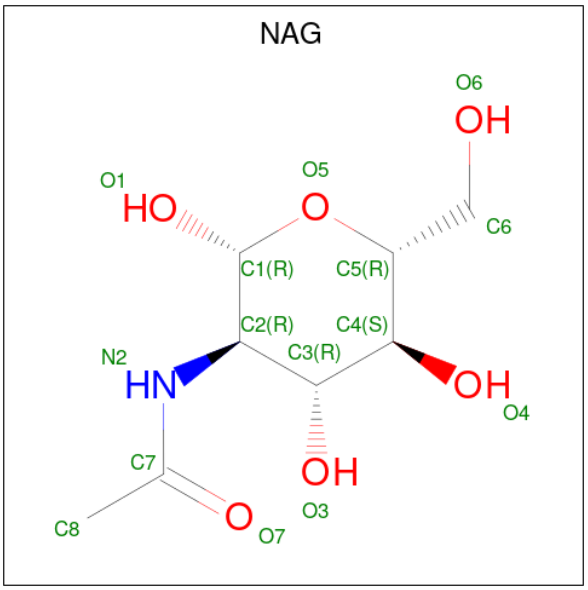

Mol	Chain	Residues	Atoms				ZeroOcc	AltConf
			Total	C	N	O		
2	A	1	14	8	1	5	0	0
			Total	C	N	O		
2	A	1	14	8	1	5	0	0
			Total	C	N	O		
2	B	1	14	8	1	5	0	0
			Total	C	N	O		
2	C	1	14	8	1	5	0	0
			Total	C	N	O		
2	D	1	14	8	1	5	0	0
			Total	C	N	O		
2	E	1	14	8	1	5	0	0
			Total	C	N	O		
2	F	1	14	8	1	5	0	0

Continued on next page...

Continued from previous page...

Mol	Chain	Residues	Atoms				ZeroOcc	AltConf
			Total	C	N	O		
2	G	1	14	8	1	5	0	0
2	H	1	14	8	1	5	0	0
2	I	1	14	8	1	5	0	0
2	J	1	14	8	1	5	0	0
2	K	1	14	8	1	5	0	0
2	L	1	14	8	1	5	0	0

- Molecule 3 is (5A,17R)-4,5-EPOXY-3,14-DIHYDROXY-17-METHYL-6-OXO-17-(2-PROPENYL)-MORPHINANIUM (three-letter code: NLX) (formula: $C_{20}H_{24}NO_4$).

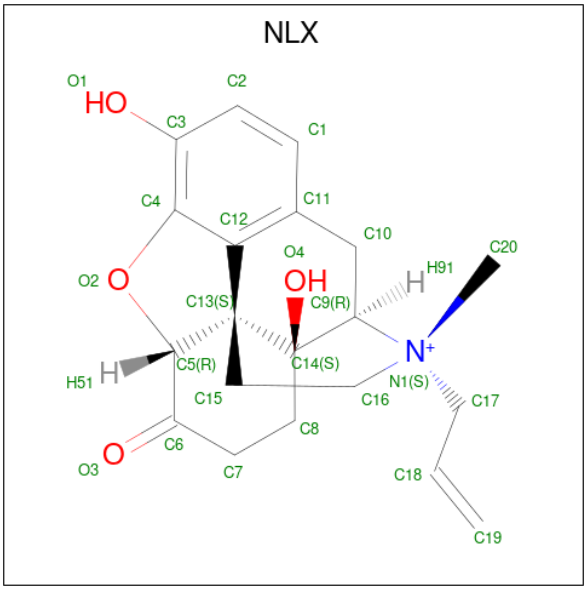

Mol	Chain	Residues	Atoms				ZeroOcc	AltConf
			Total	C	N	O		
3	A	1	25	20	1	4	0	0
3	B	1	25	20	1	4	0	0
3	C	1	25	20	1	4	0	0
3	D	1	25	20	1	4	0	0
3	E	1	25	20	1	4	0	0

Continued on next page...

Continued from previous page...

Mol	Chain	Residues	Atoms				ZeroOcc	AltConf
			Total	C	N	O		
3	F	1	25	20	1	4	0	0
3	G	1	25	20	1	4	0	0
3	H	1	25	20	1	4	0	0
3	I	1	25	20	1	4	0	0
3	J	1	25	20	1	4	0	0
3	K	1	25	20	1	4	0	0
3	L	1	25	20	1	4	0	0

- Molecule 4 is water.

Mol	Chain	Residues	Atoms		ZeroOcc	AltConf
			Total	O		
4	A	87	87	87	0	0
4	B	120	120	120	0	0
4	C	98	98	98	0	0
4	D	119	119	119	0	0
4	E	112	112	112	0	0
4	F	91	91	91	0	0
4	G	69	69	69	0	0
4	H	95	95	95	0	0
4	I	80	80	80	0	0
4	J	110	110	110	0	0
4	K	73	73	73	0	0
4	L	75	75	75	0	0

3 Residue-property plots (i)

These plots are drawn for all protein, RNA, DNA and oligosaccharide chains in the entry. The first graphic for a chain summarises the proportions of the various outlier classes displayed in the second graphic. The second graphic shows the sequence view annotated by issues in geometry. Residues are color-coded according to the number of geometric quality criteria for which they contain at least one outlier: green = 0, yellow = 1, orange = 2 and red = 3 or more. Stretches of 2 or more consecutive residues without any outlier are shown as a green connector. Residues present in the sample, but not in the model, are shown in grey.

Note EDS was not executed.

• Molecule 1: liver Carboxylesterase I

Chain A: 54% 41%

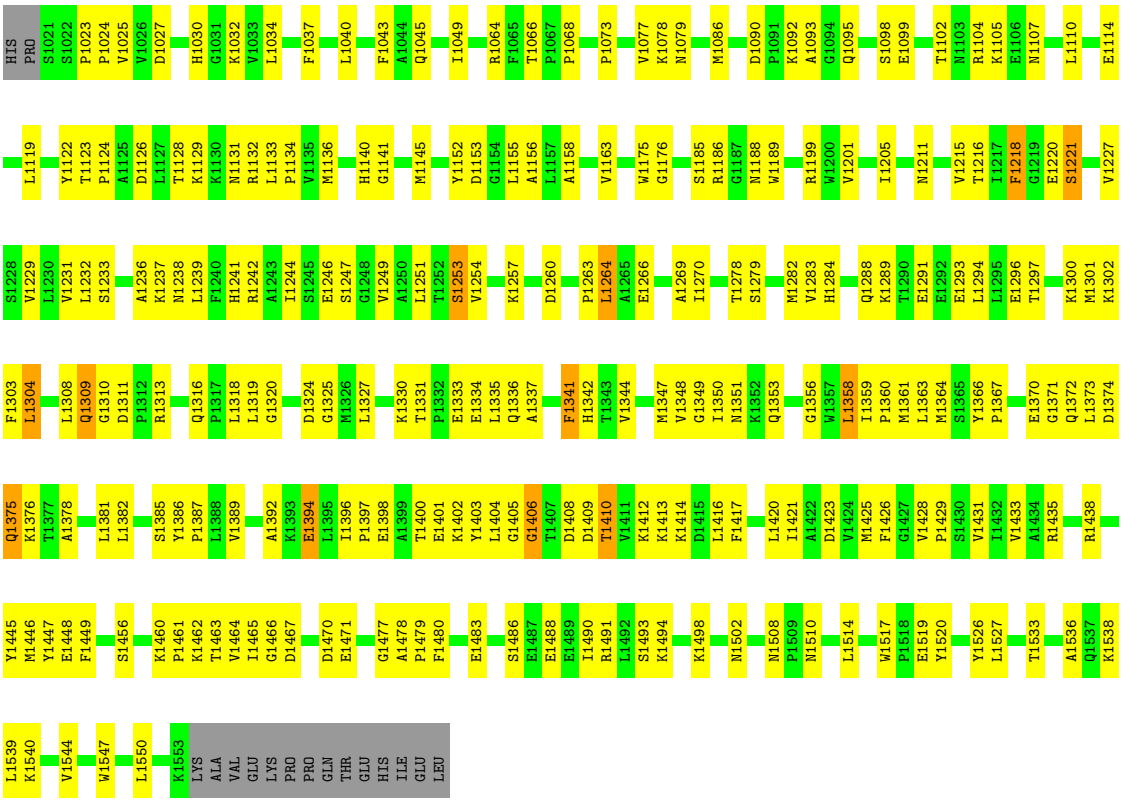

• Molecule 1: liver Carboxylesterase I

Chain B: 61% 33%

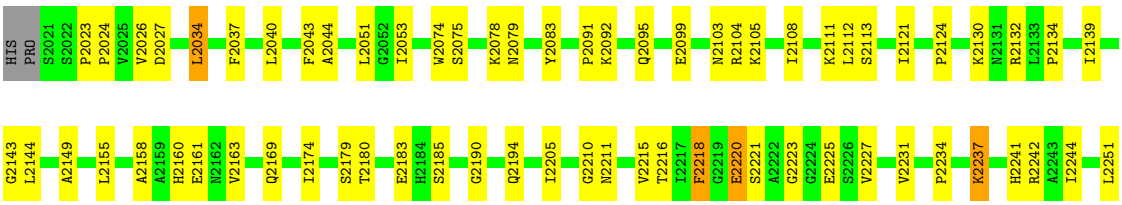

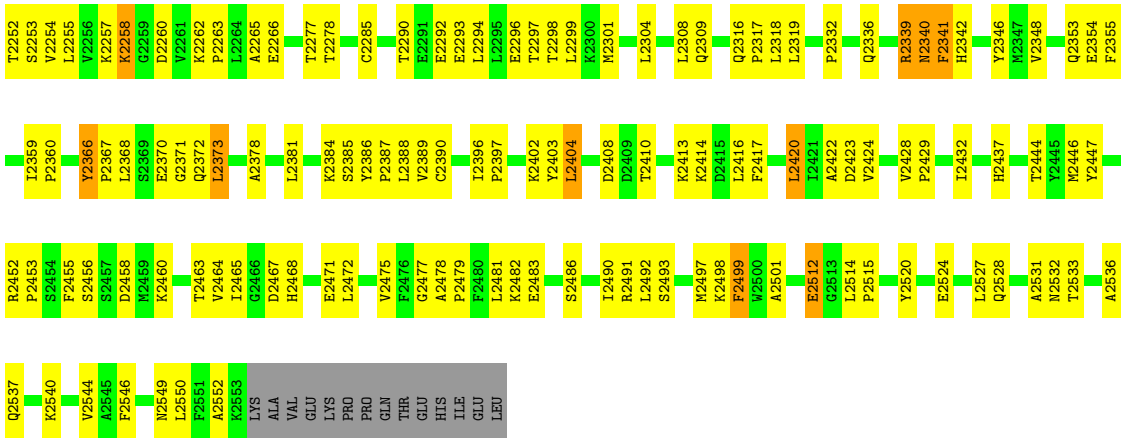

- Molecule 1: liver Carboxylesterase I

Chain C:

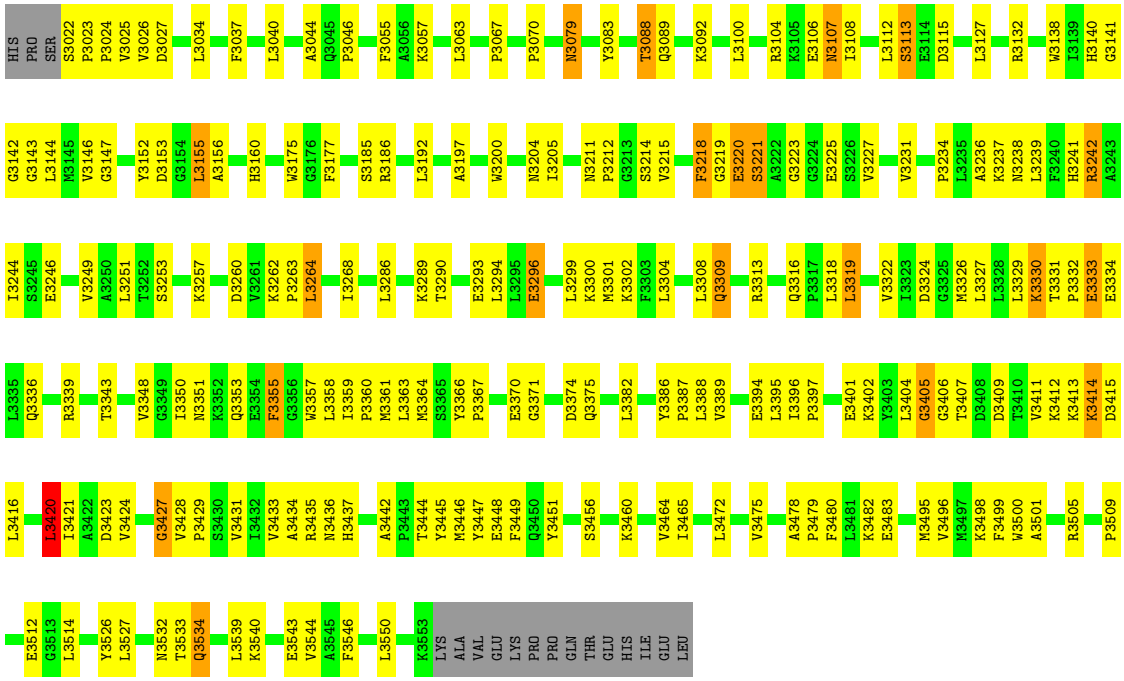

- Molecule 1: liver Carboxylesterase I

Chain D:

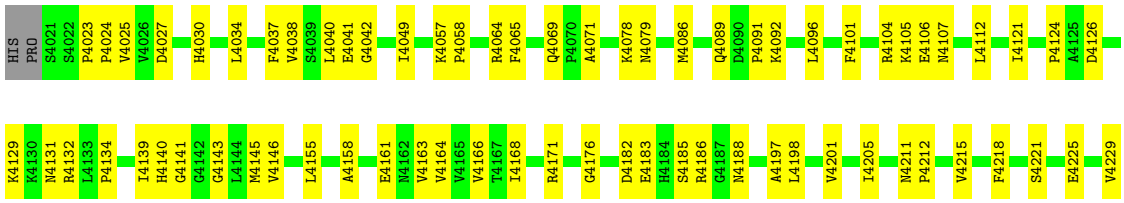

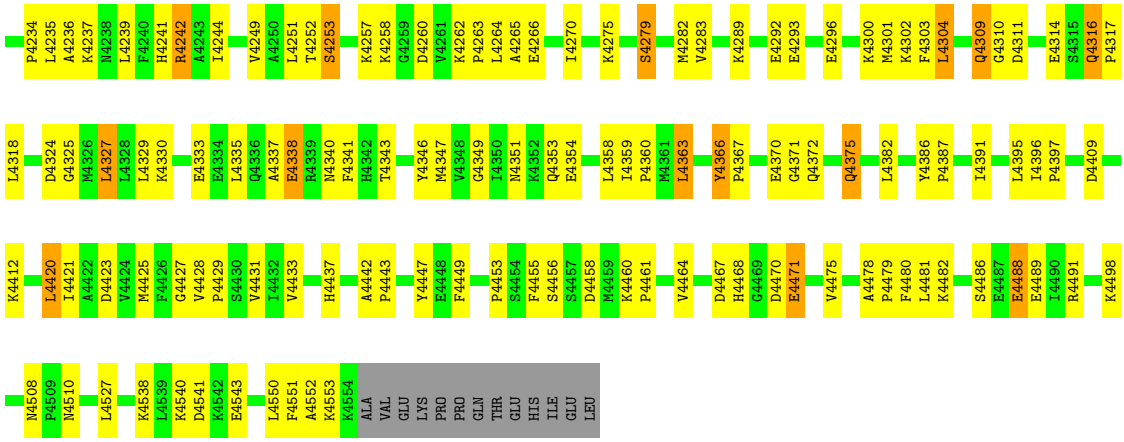

• Molecule 1: liver Carboxylesterase I

Chain E:

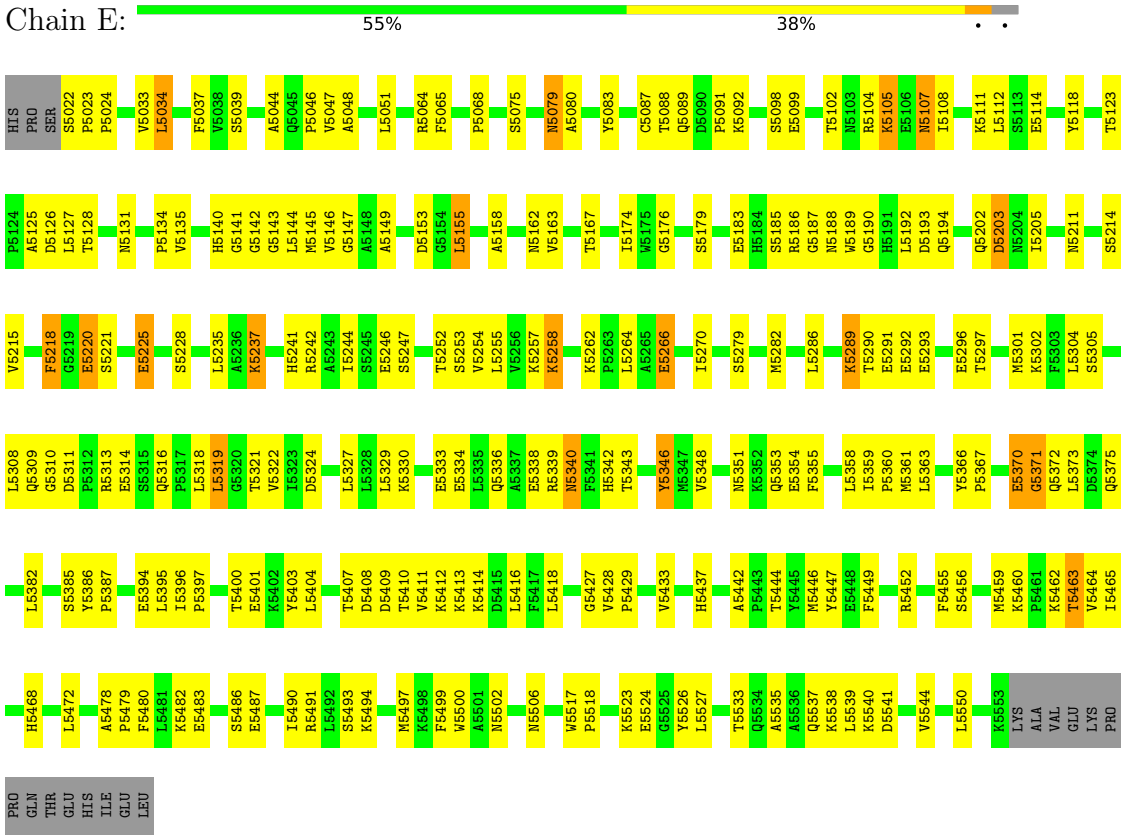

• Molecule 1: liver Carboxylesterase I

Chain F:

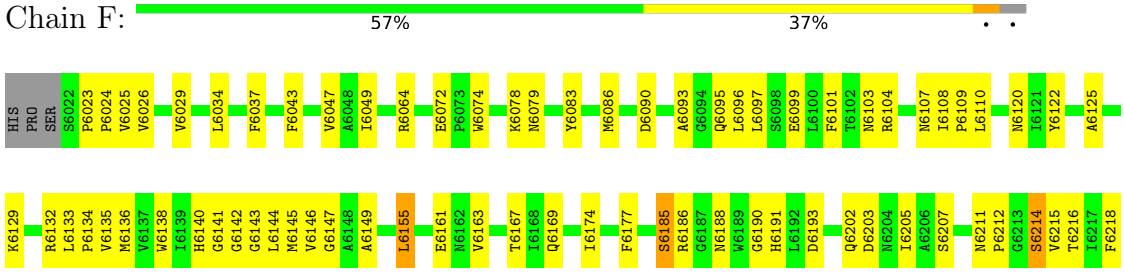

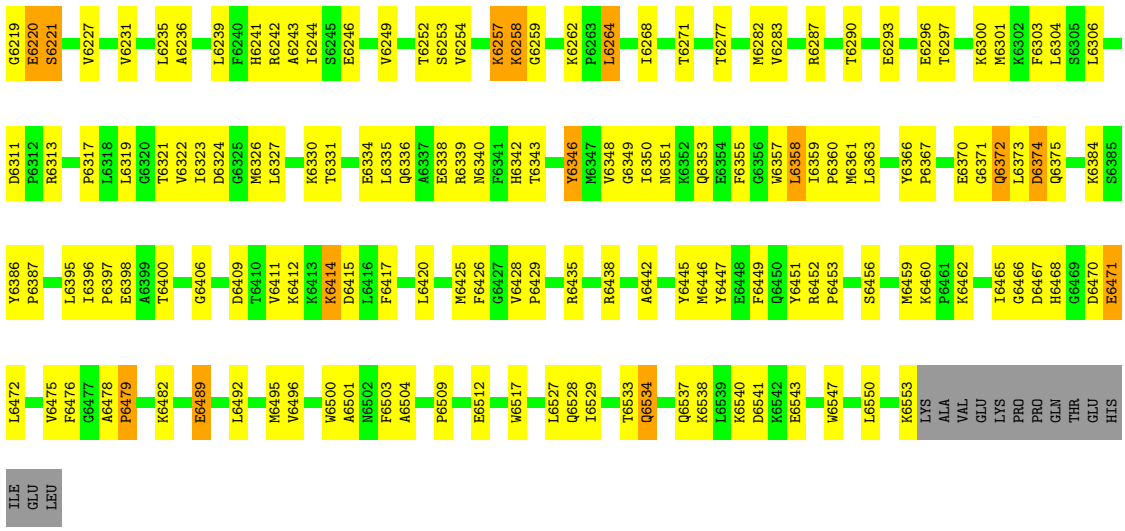

- Molecule 1: liver Carboxylesterase I

Chain G:

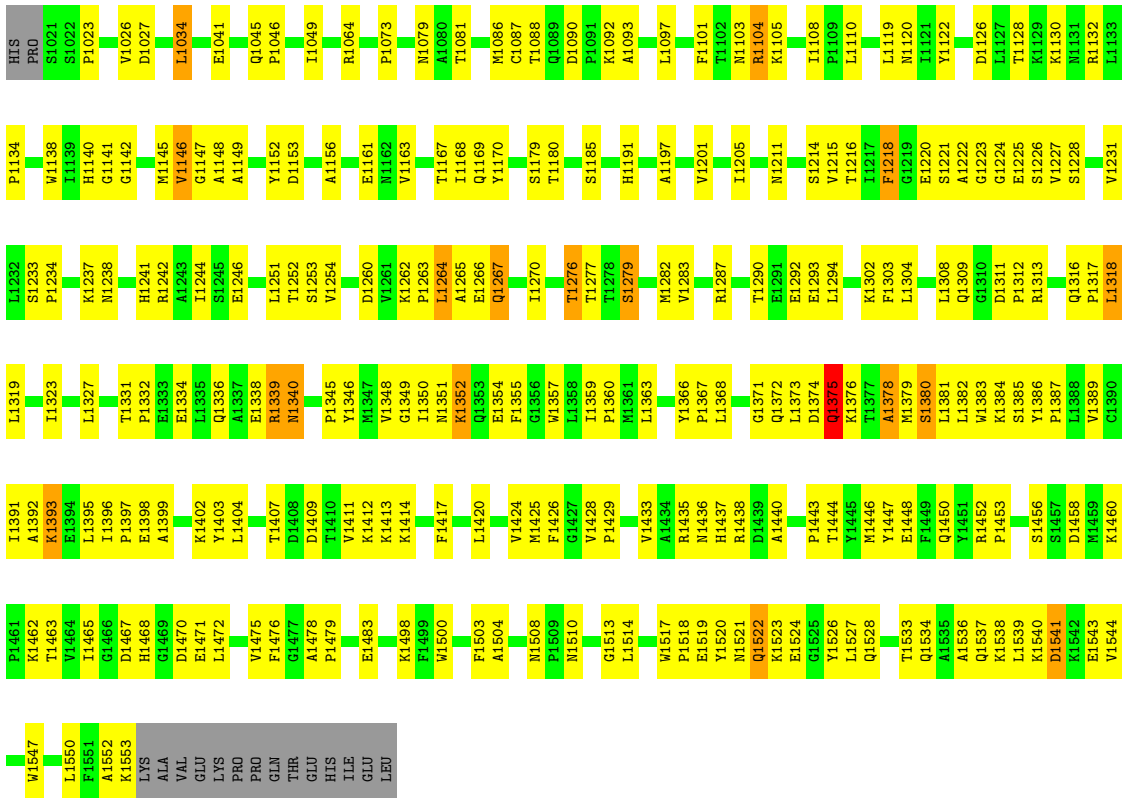

- Molecule 1: liver Carboxylesterase I

Chain H:

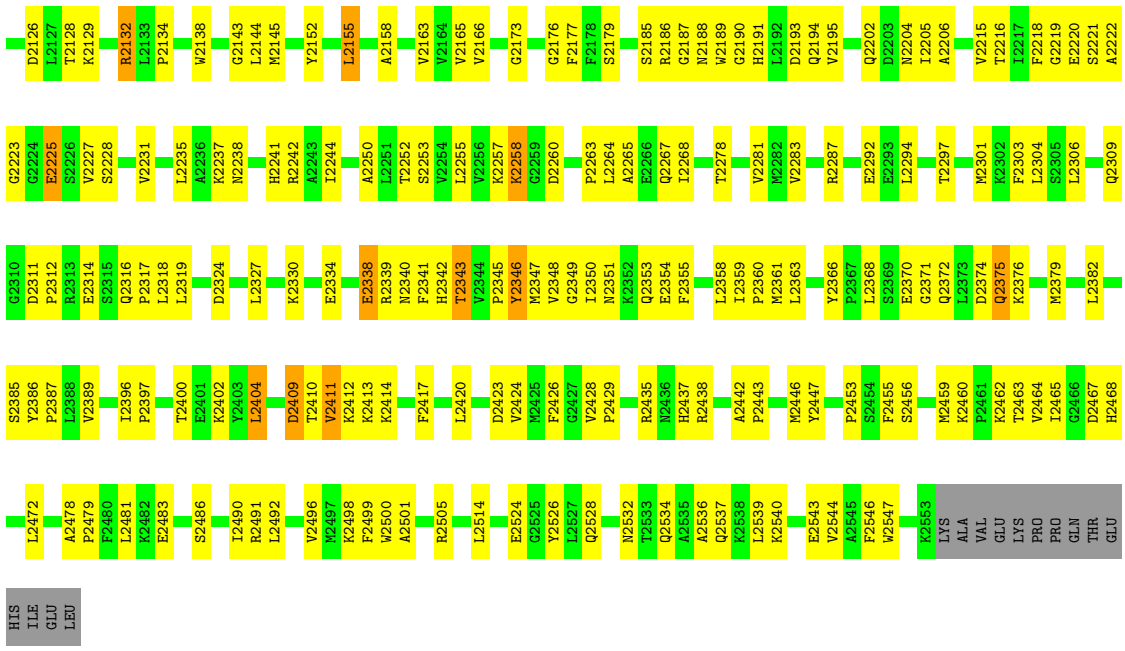

• Molecule 1: liver Carboxylesterase I

Chain I:

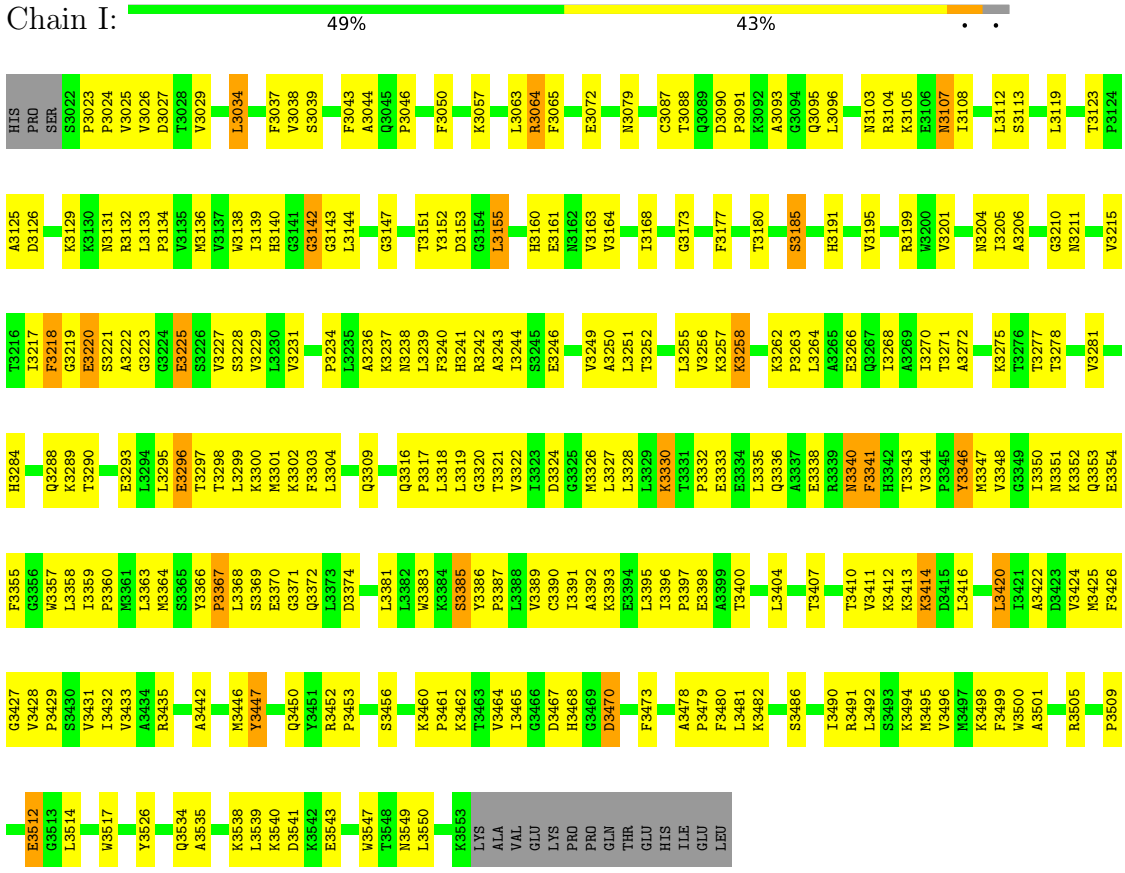

• Molecule 1: liver Carboxylesterase I

Chain J:

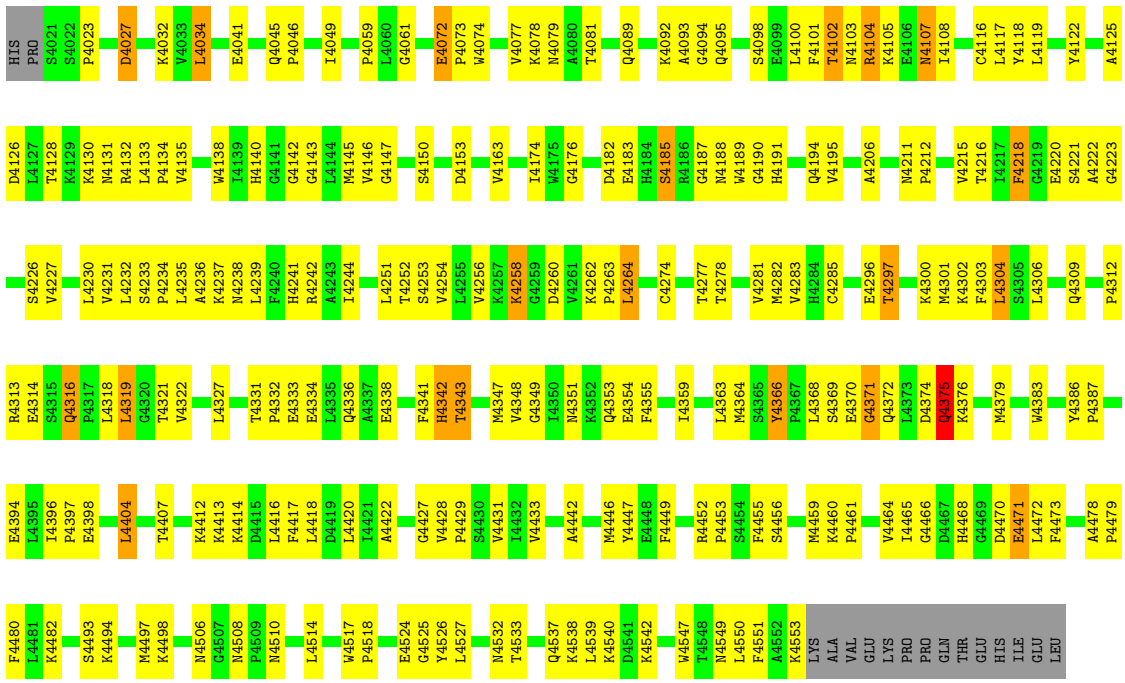

• Molecule 1: liver Carboxylesterase I

Chain K:

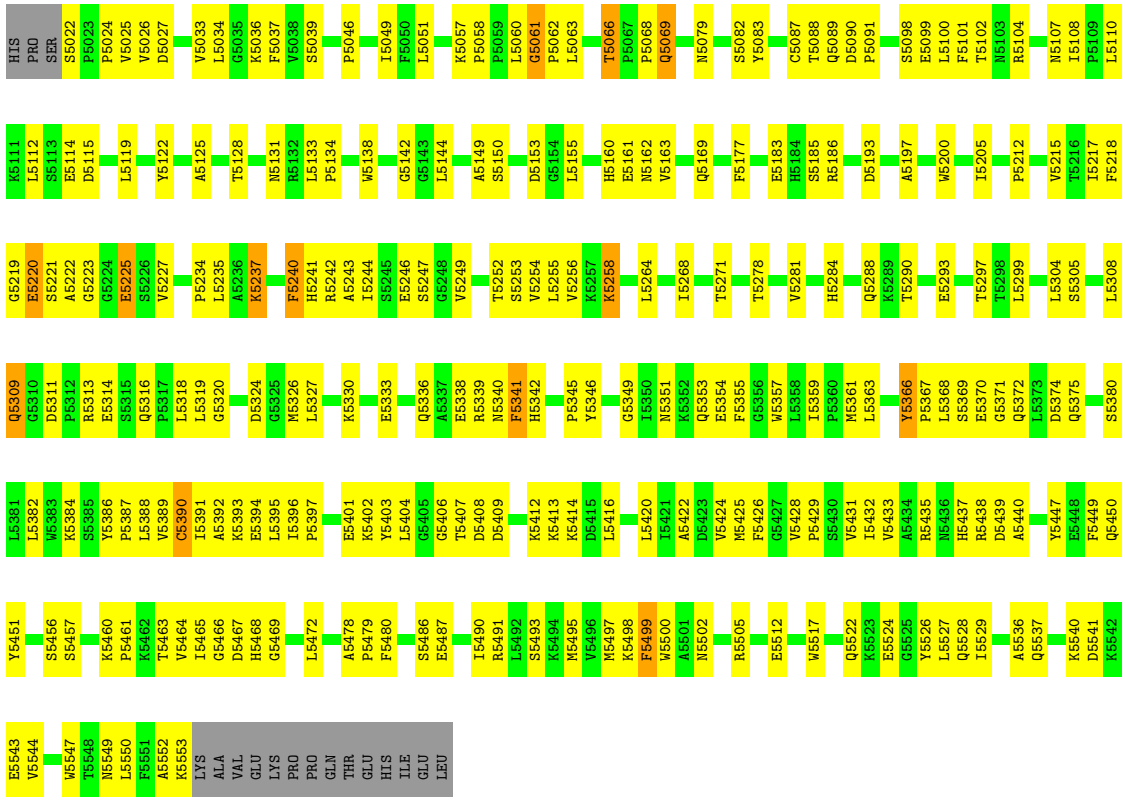

• Molecule 1: liver Carboxylesterase I

Chain L:

54%
40%

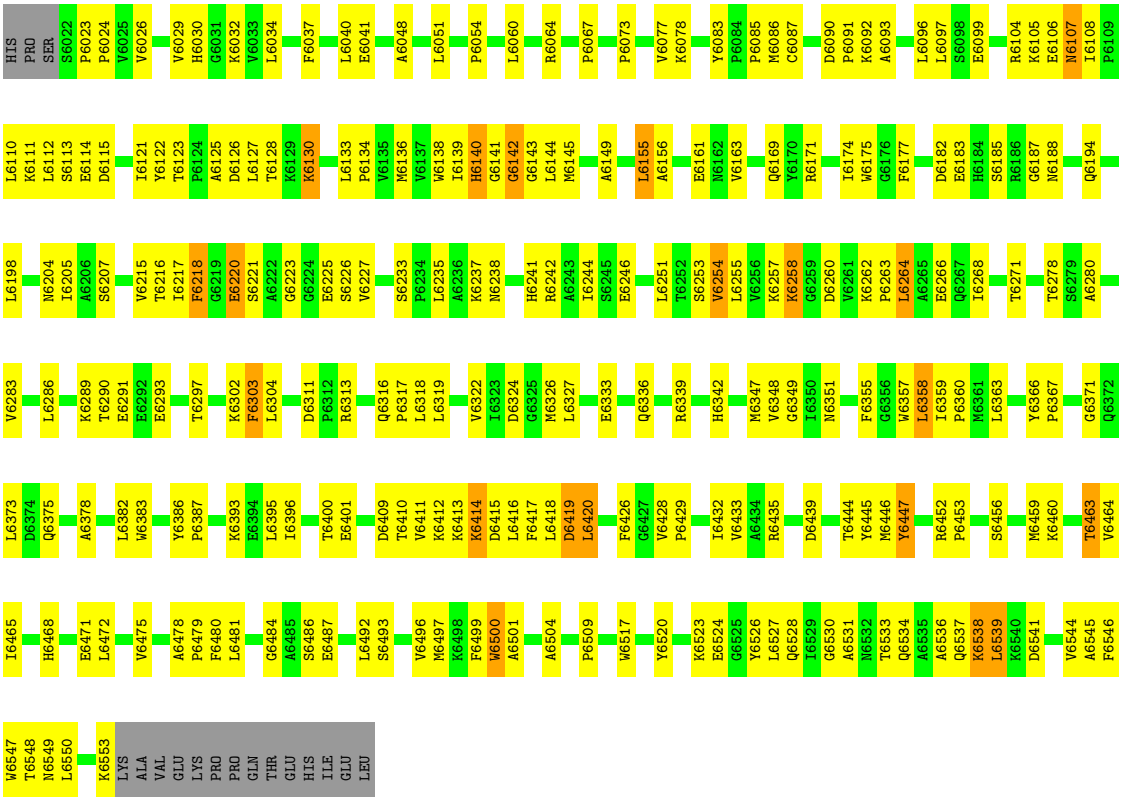
HIS PRO SER S6022 P6023 P6024 V6025 V6026 V6029 H6030 G6031 K6032 V6033 L6034 F6037 L6040 E6041 A6048 L6051 P6054 L6060 R6064 P6067 P6073 V6077 K6078 Y6083 P6084 P6085 M6086 C6087 D6090 P6091 K6092 A6093 L6096 L6097 S6098 E6099 R6104 K6105 E6106 N6107 I6108 P6109
L6110 K6111 L6112 S6113 E6114 D6115 I6121 Y6122 T6123 P6124 A6125 D6126 L6127 T6128 K6129 K6130 L6133 P6134 V6135 M6136 V6137 W6138 I6139 H6140 G6141 G6142 G6143 L6144 M6145 A6149 L6155 A6156 E6161 W6162 V6163 Q6169 Y6170 R6171 I6174 W6175 G6176 F6177 D6182 E5183 H6184 S6185 R6186 G6187 N6188 Q6194
L6198 N6204 I6205 A6206 S6207 V6215 T6216 I6217 F6218 G6219 E6220 S6221 A6222 G6223 G6224 E6225 S6226 V6227 S6233 P6234 L6235 A6236 K6237 N6238 H6241 R6242 A6243 I6244 S6245 E6246 L6251 T6252 S6253 V6254 L6255 V6256 K6257 K6258 G6259 D6260 V6261 K6262 P6263 L6264 A6265 E6266 Q6267 I6268 T6271 T6278 S6279 A6280
V6283 L6286 K6289 T6290 E6291 E6292 E6293 T6297 K6302 F6303 L6304 D6311 F6312 R6313 Q6316 P6317 L6318 L6319 V6322 T6323 D6324 G6325 M6326 L6327 E6333 Q6336 R6339 H6342 M6347 V6348 G6349 I6350 N6351 F6355 G6356 W6357 L6358 I6359 P6360 M6361 L6363 Y6366 P6367 G6371 Q6372
L6373 D6374 Q6375 A6378 L6382 W6383 Y6386 P6387 K6393 E6394 L6395 I6396 T6400 E6401 D6409 T6410 V6411 K6412 K6413 K6414 D6415 L6416 F6417 L6418 D6419 L6420 F6426 G6427 V6428 P6429 I6432 V6433 A6434 R6435 D6439 T6444 Y6445 M6446 Y6447 R6452 P6453 S6456 M6459 K6460 T6463 V6464
I6465 H6468 E6471 L6472 V6475 A6478 P6479 F6480 L6481 G6484 A6485 S6486 E6487 L6492 S6493 V6496 M6497 K6498 F6499 W6500 A6501 A6504 P6509 W6517 Y6520 K6523 E6524 G6525 Y6526 L6527 Q6528 I6529 G6530 A6531 N6532 T6533 Q6534 A6535 A6536 Q6537 K6538 L6539 K6540 D6541 V6544 A6545 F6546
W6547 T6548 N6549 L6550 K6553 LYS ALA VAL GLU LYS PRO PRO GLN THR GLU HIS ILE GLU LEU

4 Data and refinement statistics (i)

Xtriage (Phenix) and EDS were not executed - this section is therefore incomplete.

Property	Value	Source
Space group	P 1	Depositor
Cell constants a, b, c, α, β, γ	91.17Å 120.71Å 177.02Å 90.28° 89.32° 99.22°	Depositor
Resolution (Å)	29.82 – 2.90	Depositor
% Data completeness (in resolution range)	95.7 (29.82-2.90)	Depositor
R_{merge}	(Not available)	Depositor
R_{sym}	(Not available)	Depositor
Refinement program	CNS 1.0	Depositor
R, R_{free}	0.214 , 0.280	Depositor
Estimated twinning fraction	No twinning to report.	Xtriage
Total number of atoms	51134	wwPDB-VP
Average B, all atoms (Å^2)	44.0	wwPDB-VP

5 Model quality (i)

5.1 Standard geometry (i)

Bond lengths and bond angles in the following residue types are not validated in this section: NAG, NLX

The Z score for a bond length (or angle) is the number of standard deviations the observed value is removed from the expected value. A bond length (or angle) with $|Z| > 5$ is considered an outlier worth inspection. RMSZ is the root-mean-square of all Z scores of the bond lengths (or angles).

Mol	Chain	Bond lengths		Bond angles	
		RMSZ	$\#\|Z\|>5$	RMSZ	$\#\|Z\|>5$
1	A	0.38	0/4236	0.62	0/5754
1	B	0.41	0/4236	0.66	2/5754 (0.0%)
1	C	0.42	0/4230	0.65	2/5746 (0.0%)
1	D	0.41	0/4241	0.63	0/5761
1	E	0.40	0/4230	0.64	1/5746 (0.0%)
1	F	0.38	0/4230	0.62	0/5746
1	G	0.36	0/4236	0.60	0/5754
1	H	0.39	0/4230	0.63	0/5746
1	I	0.36	0/4230	0.61	0/5746
1	J	0.39	0/4236	0.62	0/5754
1	K	0.36	0/4230	0.60	0/5746
1	L	0.37	0/4230	0.63	1/5746 (0.0%)
All	All	0.39	0/50795	0.63	6/68999 (0.0%)

Chiral center outliers are detected by calculating the chiral volume of a chiral center and verifying if the center is modelled as a planar moiety or with the opposite hand.A planarity outlier is detected by checking planarity of atoms in a peptide group, atoms in a mainchain group or atoms of a sidechain that are expected to be planar.

Mol	Chain	#Chirality outliers	#Planarity outliers
1	E	0	1

There are no bond length outliers.

All (6) bond angle outliers are listed below:

Mol	Chain	Res	Type	Atoms	Z	Observed(^{o})	Ideal(^{o})
1	C	3420	LEU	CA-CB-CG	5.80	128.63	115.30
1	C	3388	LEU	CB-CG-CD2	-5.50	101.66	111.00
1	B	2339	ARG	N-CA-C	5.37	125.50	111.00
1	B	2075	SER	N-CA-C	5.33	125.41	111.00

Continued on next page...

Continued from previous page...

Mol	Chain	Res	Type	Atoms	Z	Observed(°)	Ideal(°)
1	L	6140	HIS	N-CA-C	5.01	124.53	111.00
1	E	5075	SER	N-CA-C	5.00	124.50	111.00

There are no chirality outliers.

All (1) planarity outliers are listed below:

Mol	Chain	Res	Type	Group
1	E	5118	TYR	Sidechain

5.2 Too-close contacts (i)

In the following table, the Non-H and H(model) columns list the number of non-hydrogen atoms and hydrogen atoms in the chain respectively. The H(added) column lists the number of hydrogen atoms added and optimized by MolProbity. The Clashes column lists the number of clashes within the asymmetric unit, whereas Symm-Clashes lists symmetry-related clashes.

Mol	Chain	Non-H	H(model)	H(added)	Clashes	Symm-Clashes
1	A	4130	0	4132	231	0
1	B	4130	0	4132	182	0
1	C	4124	0	4127	180	0
1	D	4135	0	4134	165	0
1	E	4124	0	4127	200	0
1	F	4124	0	4127	192	0
1	G	4130	0	4132	237	0
1	H	4124	0	4127	194	0
1	I	4124	0	4127	232	0
1	J	4130	0	4134	216	0
1	K	4124	0	4127	226	0
1	L	4124	0	4127	244	0
2	A	28	0	26	3	0
2	B	14	0	13	4	0
2	C	14	0	13	0	0
2	D	14	0	13	4	0
2	E	14	0	13	2	0
2	F	14	0	13	0	0
2	G	14	0	13	4	0
2	H	14	0	13	1	0
2	I	14	0	13	1	0
2	J	14	0	13	7	0
2	K	14	0	13	1	0
2	L	14	0	13	0	0

Continued on next page...

Continued from previous page...

Mol	Chain	Non-H	H(model)	H(added)	Clashes	Symm-Clashes
3	A	25	0	23	20	0
3	B	25	0	23	21	0
3	C	25	0	19	27	0
3	D	25	0	24	15	0
3	E	25	0	24	18	0
3	F	25	0	21	23	0
3	G	25	0	23	12	0
3	H	25	0	23	30	0
3	I	25	0	24	19	0
3	J	25	0	24	20	0
3	K	25	0	24	18	0
3	L	25	0	24	23	0
4	A	87	0	0	9	0
4	B	120	0	0	12	0
4	C	98	0	0	10	0
4	D	119	0	0	9	0
4	E	112	0	0	16	0
4	F	91	0	0	8	0
4	G	69	0	0	10	0
4	H	95	0	0	10	0
4	I	80	0	0	10	0
4	J	110	0	0	8	0
4	K	73	0	0	11	0
4	L	75	0	0	15	0
All	All	51134	0	49998	2453	0

The all-atom clashscore is defined as the number of clashes found per 1000 atoms (including hydrogen atoms). The all-atom clashscore for this structure is 25.

All (2453) close contacts within the same asymmetric unit are listed below, sorted by their clash magnitude.

Atom-1	Atom-2	Interatomic distance (Å)	Clash overlap (Å)
3:C:3:NLX:N1	3:C:3:NLX:C9	1.69	1.56
3:C:3:NLX:C9	3:C:3:NLX:C14	1.78	1.55
1:D:4343:THR:HB	1:D:4442:ALA:HB2	1.17	1.13
1:H:2304:LEU:HB3	3:H:2:NLX:H201	1.28	1.11
1:C:3364:MET:CE	3:C:3:NLX:H181	1.83	1.08
1:A:1251:LEU:HD11	1:A:1336:GLN:HE22	1.18	1.08
1:D:4359:ILE:HG23	3:D:4:NLX:H82	1.39	1.04
1:H:2363:LEU:HB3	3:H:2:NLX:H181	1.36	1.03
1:F:6097:LEU:HD22	3:F:6:NLX:H192	1.39	1.03

Continued on next page...

Continued from previous page...

Atom-1	Atom-2	Interatomic distance (Å)	Clash overlap (Å)
1:D:4363:LEU:HB3	3:D:4:NLX:H181	1.43	1.01
1:G:1134:PRO:HG2	1:G:1163:VAL:HG12	1.44	1.00
1:B:2373:LEU:HD21	1:B:2378:ALA:HB2	1.43	0.99
1:A:1498:LYS:HD2	1:A:1514:LEU:HD11	1.45	0.98
1:K:5258:LYS:H	1:K:5258:LYS:HD2	1.26	0.97
1:A:1025:VAL:HG22	1:A:1034:LEU:HD23	1.45	0.97
1:B:2234:PRO:HA	1:B:2237:LYS:HE2	1.48	0.96
3:C:3:NLX:C9	3:C:3:NLX:C16	2.44	0.95
1:C:3215:VAL:H	1:C:3241:HIS:HD2	1.00	0.95
1:C:3242:ARG:HG2	1:C:3242:ARG:HH11	1.29	0.94
1:J:4216:THR:HG23	1:J:4242:ARG:HB2	1.50	0.94
1:G:1215:VAL:H	1:G:1241:HIS:HD2	1.14	0.94
1:C:3364:MET:HE1	3:C:3:NLX:H181	1.47	0.93
1:B:2359:ILE:HG12	3:B:2:NLX:H71	1.51	0.92
1:I:3490:ILE:HG22	1:I:3494:LYS:HD2	1.49	0.92
1:K:5237:LYS:HA	1:K:5237:LYS:HE2	1.49	0.92
1:E:5363:LEU:CB	3:E:5:NLX:H201	1.99	0.92
1:H:2359:ILE:HG23	3:H:2:NLX:H82	1.49	0.92
1:J:4363:LEU:HD13	3:J:4:NLX:H181	1.52	0.92
1:E:5304:LEU:HD13	3:E:5:NLX:H181	1.52	0.92
1:B:2091:PRO:HG3	1:B:2112:LEU:HD11	1.51	0.91
1:D:4215:VAL:H	1:D:4241:HIS:HD2	1.14	0.91
1:G:1079:ASN:HB2	2:G:179:NAG:H82	1.50	0.91
1:A:1414:LYS:HZ2	1:F:6370:GLU:HA	1.36	0.91
1:I:3290:THR:OG1	1:I:3293:GLU:HG3	1.71	0.90
1:D:4134:PRO:HG2	1:D:4163:VAL:HG12	1.52	0.90
1:L:6363:LEU:HD13	3:L:6:NLX:H203	1.54	0.90
1:L:6134:PRO:HG2	1:L:6163:VAL:HG12	1.53	0.90
1:L:6215:VAL:H	1:L:6241:HIS:HD2	1.18	0.89
1:E:5363:LEU:HB3	3:E:5:NLX:H201	1.51	0.89
1:H:2404:LEU:HB3	1:H:2413:LYS:HG3	1.53	0.89
1:A:1134:PRO:HG2	1:A:1163:VAL:HG12	1.53	0.89
1:C:3143:GLY:HA3	3:C:3:NLX:H152	1.52	0.89
1:G:1302:LYS:HG3	1:L:6092:LYS:NZ	1.88	0.88
1:A:1215:VAL:H	1:A:1241:HIS:HD2	1.14	0.88
1:E:5404:LEU:HB3	1:E:5413:LYS:HG2	1.54	0.88
1:B:2359:ILE:HG23	3:B:2:NLX:H82	1.56	0.87
1:G:1302:LYS:HG3	1:L:6092:LYS:HZ3	1.38	0.87
1:B:2134:PRO:HG2	1:B:2163:VAL:HG12	1.57	0.86
1:G:1396:ILE:HB	1:G:1397:PRO:HD3	1.56	0.86
1:H:2304:LEU:CB	3:H:2:NLX:H201	2.05	0.86

Continued on next page...

Continued from previous page...

Atom-1	Atom-2	Interatomic distance (Å)	Clash overlap (Å)
1:E:5091:PRO:HG3	1:E:5112:LEU:HD11	1.57	0.86
1:K:5234:PRO:HA	1:K:5237:LYS:HE3	1.57	0.85
1:C:3215:VAL:H	1:C:3241:HIS:CD2	1.91	0.85
1:G:1404:LEU:HD13	1:G:1413:LYS:HG2	1.58	0.85
1:E:5304:LEU:HD22	3:E:5:NLX:H102	1.59	0.85
1:H:2134:PRO:HG2	1:H:2163:VAL:HG12	1.57	0.85
1:L:6235:LEU:HD12	1:L:6327:LEU:HD12	1.58	0.85
1:K:5371:GLY:HA2	1:K:5414:LYS:HD3	1.57	0.85
1:F:6134:PRO:HG2	1:F:6163:VAL:HG12	1.59	0.84
1:K:5304:LEU:HD13	3:K:5:NLX:H181	1.59	0.84
1:B:2318:LEU:HG	3:B:2:NLX:H171	1.58	0.84
1:K:5221:SER:OG	3:K:5:NLX:H71	1.78	0.84
1:E:5490:ILE:O	1:E:5494:LYS:HG3	1.76	0.84
1:K:5221:SER:OG	1:K:5222:ALA:N	2.09	0.84
1:D:4292:GLU:O	1:D:4296:GLU:HG3	1.78	0.83
1:G:1304:LEU:HG	3:G:1:NLX:H203	1.60	0.83
1:D:4304:LEU:CG	3:D:4:NLX:H201	2.08	0.83
1:L:6215:VAL:H	1:L:6241:HIS:CD2	1.96	0.83
1:C:3257:LYS:HD3	4:C:7152:HOH:O	1.78	0.82
1:J:4468:HIS:NE2	3:J:4:NLX:H21	1.94	0.82
1:A:1353:GLN:NE2	1:A:1465:ILE:H	1.77	0.82
1:A:1414:LYS:NZ	1:F:6370:GLU:HA	1.93	0.82
1:F:6034:LEU:HD12	1:F:6079:ASN:ND2	1.93	0.82
1:H:2263:PRO:O	1:H:2267:GLN:HG3	1.79	0.82
1:I:3370:GLU:HG3	1:J:4461:PRO:HG3	1.59	0.82
1:A:1461:PRO:HG2	1:A:1464:VAL:HG23	1.62	0.82
1:L:6023:PRO:HB2	1:L:6034:LEU:HD21	1.61	0.82
1:D:4242:ARG:HG2	1:D:4242:ARG:HH11	1.44	0.82
1:D:4304:LEU:CB	3:D:4:NLX:H201	2.10	0.82
1:C:3318:LEU:HD11	3:C:3:NLX:H151	1.60	0.81
1:H:2363:LEU:HD13	3:H:2:NLX:H101	1.62	0.81
1:A:1331:THR:OG1	1:A:1334:GLU:HG2	1.79	0.81
1:H:2221:SER:HB3	3:H:2:NLX:O1	1.81	0.81
1:L:6105:LYS:HD3	1:L:6106:GLU:HG3	1.60	0.81
1:C:3088:THR:HA	1:C:3112:LEU:HD22	1.62	0.81
1:E:5304:LEU:HD21	1:E:5318:LEU:HD21	1.62	0.81
1:K:5115:ASP:OD2	1:L:6280:ALA:HB3	1.81	0.81
1:F:6254:VAL:HG21	3:F:6:NLX:O1	1.80	0.81
1:C:3343:THR:HB	1:C:3442:ALA:HB2	1.62	0.80
1:F:6363:LEU:HD13	3:F:6:NLX:H171	1.62	0.80
1:K:5363:LEU:CB	3:K:5:NLX:H201	2.12	0.80

Continued on next page...

Continued from previous page...

Atom-1	Atom-2	Interatomic distance (Å)	Clash overlap (Å)
1:C:3364:MET:SD	3:C:3:NLX:H181	2.22	0.80
1:A:1304:LEU:HB3	3:A:1:NLX:H203	1.63	0.80
1:K:5083:TYR:CE2	1:K:5108:ILE:HD13	2.16	0.79
1:G:1382:LEU:HD22	1:G:1420:LEU:HD21	1.62	0.79
1:F:6331:THR:OG1	1:F:6334:GLU:HG3	1.81	0.79
1:A:1092:LYS:HE3	4:A:8088:HOH:O	1.83	0.79
1:A:1375:GLN:HE22	1:A:1400:THR:HG22	1.47	0.79
1:F:6215:VAL:H	1:F:6241:HIS:HD2	1.28	0.79
1:K:5235:LEU:HD12	1:K:5327:LEU:HD12	1.65	0.79
1:K:5215:VAL:H	1:K:5241:HIS:HD2	1.28	0.79
1:E:5407:THR:HG21	1:E:5412:LYS:HB2	1.65	0.79
1:A:1363:LEU:HD13	3:A:1:NLX:H101	1.63	0.78
1:I:3371:GLY:O	1:I:3411:VAL:HA	1.82	0.78
1:A:1376:LYS:HD3	1:F:6462:LYS:HE2	1.62	0.78
1:L:6258:LYS:H	1:L:6258:LYS:HD3	1.45	0.78
1:B:2079:ASN:HD22	2:B:279:NAG:H82	1.49	0.78
1:I:3318:LEU:HG	3:I:3:NLX:C19	2.12	0.78
1:K:5134:PRO:HG2	1:K:5163:VAL:HG12	1.62	0.78
1:B:2079:ASN:ND2	2:B:279:NAG:H82	1.99	0.78
1:B:2317:PRO:HB2	3:B:2:NLX:H192	1.64	0.78
1:J:4428:VAL:HB	1:J:4429:PRO:HD3	1.64	0.78
1:F:6216:THR:HG23	1:F:6242:ARG:HB2	1.66	0.78
1:G:1104:ARG:NH1	1:G:1153:ASP:HB2	1.99	0.77
1:J:4338:GLU:HG3	1:J:4338:GLU:O	1.83	0.77
1:F:6290:THR:HG23	1:F:6293:GLU:OE1	1.85	0.77
1:A:1363:LEU:HD22	3:A:1:NLX:H181	1.64	0.77
1:L:6304:LEU:HD22	3:L:6:NLX:H172	1.64	0.77
1:I:3234:PRO:O	1:I:3237:LYS:HG2	1.85	0.77
1:J:4132:ARG:HH12	1:J:4206:ALA:CB	1.98	0.77
1:J:4215:VAL:H	1:J:4241:HIS:HD2	1.33	0.77
1:L:6114:GLU:OE1	1:L:6291:GLU:HB2	1.84	0.77
1:B:2220:GLU:OE1	1:B:2221:SER:HB2	1.84	0.77
1:B:2359:ILE:HG12	3:B:2:NLX:C7	2.14	0.77
1:C:3268:ILE:HD11	1:C:3319:LEU:HD11	1.67	0.77
1:A:1079:ASN:ND2	2:A:179:NAG:H2	2.00	0.77
1:D:4359:ILE:HD13	3:D:4:NLX:H71	1.67	0.76
1:F:6097:LEU:HD22	3:F:6:NLX:C19	2.13	0.76
1:K:5395:LEU:HB3	1:K:5550:LEU:HD21	1.66	0.76
1:D:4304:LEU:HG	3:D:4:NLX:H201	1.67	0.76
1:L:6304:LEU:HD22	3:L:6:NLX:H102	1.67	0.76
1:G:1290:THR:OG1	1:G:1293:GLU:HG3	1.86	0.76

Continued on next page...

Continued from previous page...

Atom-1	Atom-2	Interatomic distance (Å)	Clash overlap (Å)
1:I:3512:GLU:CD	1:I:3512:GLU:H	1.86	0.76
1:D:4471:GLU:O	1:D:4475:VAL:HG23	1.85	0.76
1:D:4538:LYS:HD3	1:D:4541:ASP:OD1	1.86	0.76
1:E:5142:GLY:HA2	3:E:5:NLX:H82	1.67	0.76
1:G:1228:SER:O	1:G:1231:VAL:HG12	1.85	0.76
1:L:6142:GLY:HA2	3:L:6:NLX:H82	1.69	0.75
1:D:4349:GLY:HA3	1:D:4447:TYR:CZ	2.20	0.75
1:I:3428:VAL:HB	1:I:3429:PRO:HD3	1.68	0.75
1:H:2304:LEU:HB3	3:H:2:NLX:C20	2.13	0.75
1:B:2359:ILE:HG13	4:B:7392:HOH:O	1.85	0.75
1:F:6215:VAL:H	1:F:6241:HIS:CD2	2.04	0.75
1:H:2220:GLU:HG2	1:H:2472:LEU:HD21	1.68	0.75
1:H:2215:VAL:H	1:H:2241:HIS:HD2	1.34	0.75
1:I:3353:GLN:NE2	1:I:3465:ILE:H	1.85	0.75
1:F:6452:ARG:HB2	1:F:6465:ILE:HG12	1.69	0.75
1:K:5304:LEU:HD22	3:K:5:NLX:H102	1.69	0.75
1:K:5382:LEU:HD11	1:K:5391:ILE:HD12	1.69	0.75
1:J:4059:PRO:HD3	1:J:4117:LEU:HD12	1.69	0.74
3:C:3:NLX:C9	3:C:3:NLX:C17	2.64	0.74
1:C:3215:VAL:N	1:C:3241:HIS:HD2	1.81	0.74
1:D:4242:ARG:HG2	1:D:4242:ARG:NH1	2.01	0.74
1:H:2176:GLY:HA2	1:H:2189:TRP:HB2	1.69	0.74
1:B:2318:LEU:CG	3:B:2:NLX:H171	2.18	0.74
1:C:3371:GLY:O	1:C:3411:VAL:HA	1.88	0.74
1:F:6257:LYS:HA	1:F:6257:LYS:HE3	1.70	0.74
1:H:2371:GLY:HA2	1:H:2414:LYS:HD3	1.68	0.74
1:B:2372:GLN:O	1:B:2410:THR:HB	1.87	0.74
1:A:1090:ASP:HB3	1:A:1093:ALA:HB3	1.67	0.74
1:B:2234:PRO:O	1:B:2237:LYS:HG2	1.87	0.73
1:F:6242:ARG:HH11	1:F:6242:ARG:HG2	1.54	0.73
1:H:2370:GLU:HG3	1:K:5461:PRO:HG3	1.69	0.73
1:G:1363:LEU:HB3	3:G:1:NLX:H181	1.71	0.73
1:C:3242:ARG:HG2	1:C:3242:ARG:NH1	2.01	0.73
1:I:3498:LYS:HB3	1:I:3514:LEU:HD11	1.70	0.73
1:F:6353:GLN:NE2	1:F:6465:ILE:H	1.86	0.73
1:G:1428:VAL:HB	1:G:1429:PRO:HD3	1.70	0.73
1:J:4251:LEU:HD11	1:J:4336:GLN:HE22	1.52	0.73
1:J:4304:LEU:HG	3:J:4:NLX:H203	1.70	0.73
1:B:2359:ILE:HB	1:B:2360:PRO:CD	2.19	0.73
1:I:3142:GLY:HA2	3:I:3:NLX:H71	1.70	0.73
1:K:5363:LEU:HB2	3:K:5:NLX:H201	1.70	0.73

Continued on next page...

Continued from previous page...

Atom-1	Atom-2	Interatomic distance (Å)	Clash overlap (Å)
1:D:4359:ILE:HB	1:D:4360:PRO:HD3	1.71	0.73
1:D:4304:LEU:HB3	3:D:4:NLX:H201	1.69	0.73
1:G:1215:VAL:H	1:G:1241:HIS:CD2	2.02	0.73
1:F:6235:LEU:HD12	1:F:6327:LEU:HD12	1.70	0.72
1:H:2420:LEU:O	1:H:2424:VAL:HG23	1.89	0.72
1:L:6358:LEU:HG	1:L:6363:LEU:HD12	1.71	0.72
1:B:2304:LEU:HA	3:B:2:NLX:H191	1.71	0.72
1:B:2371:GLY:HA2	1:B:2414:LYS:HD3	1.71	0.72
1:C:3143:GLY:HA3	3:C:3:NLX:C15	2.18	0.72
1:E:5235:LEU:HD12	1:E:5327:LEU:HA	1.70	0.72
1:F:6097:LEU:CD2	3:F:6:NLX:H192	2.18	0.72
1:K:5396:ILE:HB	1:K:5397:PRO:HD3	1.69	0.72
1:J:4260:ASP:OD2	1:J:4263:PRO:HD3	1.89	0.72
1:D:4363:LEU:HB3	3:D:4:NLX:C18	2.18	0.72
1:B:2083:TYR:CE2	1:B:2108:ILE:HD13	2.25	0.72
1:K:5353:GLN:NE2	1:K:5465:ILE:H	1.87	0.72
1:L:6030:HIS:HB3	1:L:6073:PRO:HA	1.69	0.72
1:F:6359:ILE:HB	1:F:6360:PRO:HD3	1.71	0.72
1:A:1095:GLN:O	1:A:1099:GLU:HG3	1.90	0.72
1:E:5308:LEU:HD21	1:E:5367:PRO:HG3	1.70	0.72
1:C:3249:VAL:HG23	1:C:3251:LEU:H	1.55	0.72
1:D:4354:GLU:O	1:D:4468:HIS:HB2	1.90	0.72
1:E:5308:LEU:HD21	1:E:5367:PRO:CG	2.20	0.71
1:A:1237:LYS:HG2	1:A:1238:ASN:ND2	2.05	0.71
3:C:3:NLX:C9	3:C:3:NLX:C20	2.68	0.71
1:E:5491:ARG:HG2	4:E:7516:HOH:O	1.89	0.71
1:H:2048:ALA:HB3	1:H:2123:THR:HG23	1.72	0.71
1:H:2227:VAL:O	1:H:2231:VAL:HG23	1.91	0.71
1:L:6255:LEU:HD23	1:L:6318:LEU:HD13	1.73	0.71
1:A:1104:ARG:CZ	1:A:1153:ASP:HB2	2.20	0.71
1:F:6034:LEU:HD12	1:F:6079:ASN:HD22	1.53	0.71
1:B:2355:PHE:CE2	1:B:2359:ILE:HG21	2.25	0.71
1:G:1104:ARG:HB3	1:G:1104:ARG:HH11	1.55	0.71
1:A:1527:LEU:HD11	1:A:1533:THR:CG2	2.19	0.71
1:B:2353:GLN:NE2	1:B:2465:ILE:H	1.88	0.71
1:K:5359:ILE:HG23	3:K:5:NLX:H152	1.71	0.71
1:A:1319:LEU:H	1:A:1319:LEU:HD12	1.56	0.70
1:E:5255:LEU:HD23	1:E:5318:LEU:HD13	1.74	0.70
1:H:2121:ILE:HD13	1:H:2166:VAL:HG22	1.73	0.70
1:E:5304:LEU:HB3	3:E:5:NLX:C18	2.21	0.70
1:K:5024:PRO:HD3	1:K:5037:PHE:CD1	2.27	0.70

Continued on next page...

Continued from previous page...

Atom-1	Atom-2	Interatomic distance (Å)	Clash overlap (Å)
1:A:1313:ARG:HG2	1:A:1386:TYR:CE2	2.27	0.70
1:D:4508:ASN:HD21	1:D:4510:ASN:HB2	1.57	0.70
1:H:2158:ALA:HB2	1:H:2165:VAL:HG23	1.72	0.70
4:B:7643:HOH:O	1:E:5092:LYS:HD2	1.91	0.70
1:C:3319:LEU:HA	4:C:7152:HOH:O	1.92	0.70
1:E:5363:LEU:HB2	3:E:5:NLX:H201	1.74	0.70
1:H:2359:ILE:HD13	3:H:2:NLX:H71	1.72	0.70
1:L:6029:VAL:HG23	1:L:6204:ASN:OD1	1.92	0.70
1:L:6550:LEU:HA	1:L:6553:LYS:NZ	2.05	0.70
1:A:1215:VAL:H	1:A:1241:HIS:CD2	2.04	0.69
1:D:4161:GLU:OE2	1:D:4498:LYS:HA	1.92	0.69
1:D:4428:VAL:HB	1:D:4429:PRO:HD3	1.73	0.69
1:E:5089:GLN:HB2	1:E:5146:VAL:HG12	1.72	0.69
1:I:3215:VAL:H	1:I:3241:HIS:HD2	1.38	0.69
1:A:1349:GLY:HA3	1:A:1447:TYR:CE1	2.27	0.69
1:B:2079:ASN:ND2	2:B:279:NAG:C1	2.55	0.69
1:G:1023:PRO:HB2	1:G:1034:LEU:HD21	1.74	0.69
1:K:5082:SER:HB2	4:K:7929:HOH:O	1.92	0.69
1:L:6373:LEU:HB2	1:L:6414:LYS:HB3	1.75	0.69
1:D:4343:THR:HA	4:D:7962:HOH:O	1.92	0.69
1:G:1404:LEU:HB3	1:G:1413:LYS:HG3	1.74	0.69
1:I:3491:ARG:HA	1:I:3494:LYS:HD3	1.74	0.69
1:G:1385:SER:O	1:G:1389:VAL:HG22	1.93	0.69
1:H:2258:LYS:HD2	4:H:7424:HOH:O	1.92	0.69
1:I:3242:ARG:HG2	1:I:3242:ARG:HH11	1.58	0.69
1:L:6262:LYS:O	1:L:6266:GLU:HG2	1.93	0.69
1:B:2227:VAL:O	1:B:2231:VAL:HG23	1.91	0.69
1:L:6260:ASP:HA	4:L:7557:HOH:O	1.93	0.69
1:L:6359:ILE:HB	1:L:6360:PRO:HD3	1.73	0.69
1:C:3132:ARG:HB3	1:C:3211:ASN:HB2	1.74	0.69
1:C:3404:LEU:HD22	1:C:3413:LYS:O	1.92	0.69
1:E:5264:LEU:HD13	1:E:5316:GLN:HG3	1.73	0.69
1:F:6395:LEU:HB3	1:F:6550:LEU:HD21	1.73	0.69
1:G:1429:PRO:O	1:G:1433:VAL:HG23	1.92	0.69
1:I:3217:ILE:HG13	1:I:3217:ILE:O	1.92	0.69
1:K:5420:LEU:HD12	1:K:5547:TRP:HZ2	1.58	0.69
1:L:6215:VAL:N	1:L:6241:HIS:HD2	1.91	0.69
1:L:6257:LYS:HE2	1:L:6316:GLN:NE2	2.08	0.69
1:L:6355:PHE:CE1	1:L:6360:PRO:HG3	2.27	0.69
1:A:1527:LEU:HD11	1:A:1533:THR:HG22	1.74	0.69
1:C:3057:LYS:HD3	1:C:3063:LEU:HD11	1.75	0.69

Continued on next page...

Continued from previous page...

Atom-1	Atom-2	Interatomic distance (Å)	Clash overlap (Å)
1:G:1304:LEU:CD1	1:G:1318:LEU:HD23	2.23	0.69
1:C:3370:GLU:HG3	1:D:4461:PRO:HG3	1.73	0.68
3:C:3:NLX:C14	3:C:3:NLX:C10	2.71	0.68
1:C:3428:VAL:HB	1:C:3429:PRO:HD3	1.74	0.68
1:C:3527:LEU:HD11	1:C:3533:THR:HG22	1.75	0.68
1:L:6371:GLY:O	1:L:6411:VAL:HA	1.94	0.68
1:C:3236:ALA:HA	1:C:3239:LEU:HD12	1.76	0.68
1:G:1156:ALA:HB3	4:G:7720:HOH:O	1.91	0.68
1:H:2460:LYS:HG2	4:H:7161:HOH:O	1.94	0.68
1:K:5456:SER:HB3	1:K:5460:LYS:HD3	1.75	0.68
1:C:3290:THR:OG1	1:C:3293:GLU:HG3	1.94	0.68
1:J:4334:GLU:O	1:J:4338:GLU:HG2	1.92	0.68
1:L:6550:LEU:HA	1:L:6553:LYS:HZ3	1.56	0.68
1:G:1391:ILE:HA	4:G:8113:HOH:O	1.92	0.68
1:H:2221:SER:CB	3:H:2:NLX:O1	2.42	0.68
1:K:5351:ASN:HB3	1:K:5466:GLY:O	1.94	0.68
1:D:4260:ASP:OD1	1:D:4263:PRO:HD3	1.94	0.68
1:F:6024:PRO:HG3	1:F:6037:PHE:CE1	2.28	0.68
1:H:2363:LEU:HD13	3:H:2:NLX:C10	2.23	0.68
1:I:3088:THR:HG22	1:I:3295:LEU:HD13	1.76	0.68
1:G:1417:PHE:O	1:G:1420:LEU:HB3	1.95	0.67
1:B:2486:SER:O	1:B:2490:ILE:HG13	1.94	0.67
1:J:4525:GLY:HA2	1:J:4537:GLN:HG2	1.76	0.67
1:L:6271:THR:HG22	1:L:6297:THR:HG23	1.76	0.67
1:L:6545:ALA:O	1:L:6548:THR:HG22	1.95	0.67
1:A:1372:GLN:HB2	1:A:1410:THR:HG22	1.75	0.67
1:A:1385:SER:O	1:A:1389:VAL:HG22	1.95	0.67
1:B:2174:ILE:HG13	4:B:7012:HOH:O	1.95	0.67
1:F:6174:ILE:HG13	4:F:7076:HOH:O	1.95	0.67
1:F:6220:GLU:HG2	1:F:6472:LEU:HD21	1.77	0.67
1:F:6353:GLN:HE22	1:F:6465:ILE:H	1.40	0.67
1:H:2386:TYR:N	1:H:2387:PRO:HD2	2.09	0.67
1:L:6254:VAL:HG22	1:L:6318:LEU:HD12	1.75	0.67
1:A:1376:LYS:HD3	1:F:6462:LYS:CE	2.24	0.67
1:F:6043:PHE:HA	4:F:7849:HOH:O	1.94	0.67
1:K:5498:LYS:HG2	1:K:5502:ASN:HD21	1.60	0.67
1:L:6087:CYS:HB3	4:L:7703:HOH:O	1.95	0.67
1:A:1363:LEU:CD2	3:A:1:NLX:H181	2.25	0.67
1:D:4358:LEU:O	1:D:4363:LEU:HD12	1.95	0.67
1:J:4303:PHE:CZ	1:J:4319:LEU:HD21	2.29	0.67
1:K:5290:THR:OG1	1:K:5293:GLU:HG3	1.95	0.67

Continued on next page...

Continued from previous page...

Atom-1	Atom-2	Interatomic distance (Å)	Clash overlap (Å)
1:F:6097:LEU:HB2	3:F:6:NLX:H192	1.77	0.67
1:I:3317:PRO:HG2	3:I:3:NLX:C19	2.25	0.67
1:I:3324:ASP:OD1	1:I:3326:MET:HB2	1.94	0.67
1:J:4215:VAL:H	1:J:4241:HIS:CD2	2.11	0.67
1:H:2186:ARG:HB3	1:H:2324:ASP:HB2	1.77	0.67
1:C:3227:VAL:O	1:C:3231:VAL:HG23	1.94	0.67
1:E:5125:ALA:HB1	1:E:5131:ASN:ND2	2.10	0.67
1:E:5242:ARG:HH11	1:E:5242:ARG:HG3	1.61	0.66
1:L:6429:PRO:O	1:L:6433:VAL:HG23	1.95	0.66
1:A:1363:LEU:HD13	3:A:1:NLX:C10	2.24	0.66
1:B:2304:LEU:HA	3:B:2:NLX:C19	2.25	0.66
1:H:2083:TYR:CE2	1:H:2108:ILE:HD13	2.31	0.66
1:A:1363:LEU:HB3	3:A:1:NLX:H181	1.77	0.66
1:B:2371:GLY:HA3	1:E:5371:GLY:HA3	1.77	0.66
1:D:4409:ASP:HB3	1:D:4412:LYS:HB2	1.78	0.66
1:G:1142:GLY:HA2	3:G:1:NLX:H152	1.76	0.66
1:G:1146:VAL:HG21	3:G:1:NLX:H162	1.77	0.66
1:K:5221:SER:HB2	3:K:5:NLX:O3	1.95	0.66
1:L:6141:GLY:N	4:L:7115:HOH:O	2.22	0.66
1:E:5145:MET:HB2	1:E:5304:LEU:HD11	1.76	0.66
1:F:6411:VAL:HG23	4:F:7705:HOH:O	1.94	0.66
1:F:6414:LYS:HD2	1:F:6415:ASP:N	2.11	0.66
1:H:2498:LYS:HG2	1:H:2514:LEU:HD11	1.76	0.66
1:J:4132:ARG:HH12	1:J:4206:ALA:HB1	1.59	0.66
1:L:6216:THR:HG23	1:L:6242:ARG:HB2	1.78	0.66
1:C:3498:LYS:HB3	1:C:3514:LEU:HD11	1.75	0.66
1:E:5409:ASP:OD2	1:E:5411:VAL:HB	1.96	0.66
1:F:6143:GLY:N	3:F:6:NLX:H82	2.11	0.66
1:F:6258:LYS:HE2	1:F:6258:LYS:O	1.95	0.66
1:I:3412:LYS:O	1:I:3416:LEU:HG	1.95	0.66
1:J:4221:SER:OG	1:J:4222:ALA:N	2.28	0.66
1:J:4396:ILE:HB	1:J:4397:PRO:HD3	1.77	0.66
1:L:6083:TYR:CE2	1:L:6108:ILE:HD13	2.31	0.66
1:L:6375:GLN:HE22	1:L:6401:GLU:HA	1.61	0.66
1:L:6395:LEU:HD22	1:L:6550:LEU:HD11	1.77	0.66
1:J:4191:HIS:O	1:J:4195:VAL:HG23	1.95	0.66
1:A:1232:LEU:HD23	1:A:1341:PHE:HB3	1.78	0.66
1:C:3407:THR:HG21	1:C:3412:LYS:NZ	2.11	0.66
1:D:4303:PHE:O	1:D:4304:LEU:HB2	1.95	0.66
1:E:5304:LEU:HD21	1:E:5318:LEU:CD2	2.26	0.66
1:G:1146:VAL:CG2	3:G:1:NLX:H162	2.26	0.66

Continued on next page...

Continued from previous page...

Atom-1	Atom-2	Interatomic distance (Å)	Clash overlap (Å)
1:J:4364:MET:SD	3:J:4:NLX:H72	2.35	0.66
1:K:5104:ARG:NH1	1:K:5153:ASP:HB2	2.10	0.66
1:L:6024:PRO:HA	4:L:7722:HOH:O	1.96	0.66
1:A:1428:VAL:HB	1:A:1429:PRO:HD3	1.78	0.65
1:E:5134:PRO:HG2	1:E:5163:VAL:HG12	1.78	0.65
1:G:1220:GLU:HA	1:G:1246:GLU:O	1.97	0.65
1:K:5218:PHE:HB2	1:K:5244:ILE:HB	1.77	0.65
1:A:1358:LEU:HG	1:A:1363:LEU:CD1	2.26	0.65
1:E:5371:GLY:O	1:E:5414:LYS:HD3	1.97	0.65
3:F:6:NLX:O4	4:F:7502:HOH:O	2.13	0.65
1:I:3398:GLU:HG3	4:I:8065:HOH:O	1.95	0.65
1:J:4237:LYS:HE2	1:J:4238:ASN:HD21	1.59	0.65
1:E:5395:LEU:HB3	1:E:5550:LEU:HD11	1.78	0.65
1:G:1363:LEU:HD13	3:G:1:NLX:H102	1.78	0.65
1:J:4304:LEU:HG	3:J:4:NLX:C20	2.26	0.65
1:D:4257:LYS:HZ1	1:D:4316:GLN:HG3	1.60	0.65
1:D:4395:LEU:HD13	1:D:4550:LEU:HG	1.78	0.65
1:I:3125:ALA:HB2	1:I:3133:LEU:HD11	1.79	0.65
1:I:3447:TYR:HB3	1:I:3517:TRP:CZ2	2.31	0.65
1:G:1276:THR:HG22	1:G:1282:MET:SD	2.36	0.65
1:J:4549:ASN:HB2	4:J:8096:HOH:O	1.95	0.65
1:E:5149:ALA:HB1	1:E:5167:THR:HB	1.79	0.65
1:J:4104:ARG:NH1	1:J:4153:ASP:HB2	2.12	0.65
1:L:6139:ILE:HG22	4:L:7115:HOH:O	1.96	0.65
1:A:1086:MET:HE2	1:A:1110:LEU:HD12	1.77	0.65
1:B:2359:ILE:HG23	3:B:2:NLX:C8	2.25	0.65
1:C:3357:TRP:O	1:C:3360:PRO:HD2	1.96	0.65
1:D:4330:LYS:HG3	1:D:4335:LEU:HG	1.78	0.65
1:E:5279:SER:HA	1:E:5282:MET:HE3	1.77	0.65
1:E:5290:THR:OG1	1:E:5293:GLU:HG3	1.95	0.65
1:I:3364:MET:SD	3:I:3:NLX:H162	2.37	0.65
1:J:4429:PRO:O	1:J:4433:VAL:HG23	1.97	0.65
1:L:6024:PRO:HG3	1:L:6037:PHE:CE1	2.31	0.65
1:A:1251:LEU:HD11	1:A:1336:GLN:NE2	2.02	0.65
1:H:2426:PHE:O	1:H:2429:PRO:HD2	1.97	0.65
1:J:4404:LEU:HD13	1:J:4413:LYS:HB3	1.77	0.65
1:G:1444:THR:O	1:G:1519:GLU:HG2	1.97	0.64
1:B:2456:SER:HB3	1:B:2460:LYS:HD3	1.78	0.64
1:C:3313:ARG:HG2	1:C:3386:TYR:CE2	2.32	0.64
1:J:4427:GLY:O	1:J:4431:VAL:HG23	1.96	0.64
1:J:4461:PRO:HG2	1:J:4464:VAL:HG23	1.79	0.64

Continued on next page...

Continued from previous page...

Atom-1	Atom-2	Interatomic distance (Å)	Clash overlap (Å)
1:A:1353:GLN:HE22	1:A:1465:ILE:H	1.45	0.64
1:E:5258:LYS:HD2	1:E:5258:LYS:O	1.97	0.64
1:F:6252:THR:HG23	1:F:6425:MET:O	1.96	0.64
1:F:6456:SER:HB3	1:F:6460:LYS:HD3	1.78	0.64
1:F:6343:THR:HB	1:F:6442:ALA:HB2	1.80	0.64
1:J:4227:VAL:O	1:J:4231:VAL:HG23	1.97	0.64
1:C:3296:GLU:HG2	1:D:4296:GLU:OE1	1.98	0.64
1:D:4079:ASN:HB2	2:D:479:NAG:H82	1.80	0.64
1:F:6221:SER:OG	3:F:6:NLX:H72	1.98	0.64
1:E:5464:VAL:C	1:E:5465:ILE:HD12	2.17	0.64
1:G:1218:PHE:CB	1:G:1244:ILE:HB	2.27	0.64
1:H:2090:ASP:HB3	1:H:2093:ALA:HB3	1.79	0.64
1:I:3296:GLU:O	1:I:3300:LYS:HG3	1.97	0.64
1:E:5486:SER:O	1:E:5490:ILE:HG13	1.98	0.64
1:E:5359:ILE:HG23	3:E:5:NLX:H152	1.80	0.64
1:F:6540:LYS:HD3	1:F:6543:GLU:OE1	1.97	0.64
1:I:3486:SER:O	1:I:3490:ILE:HG13	1.98	0.64
1:D:4251:LEU:HD21	1:D:4333:GLU:HG3	1.80	0.63
1:G:1435:ARG:NH1	1:G:1544:VAL:HG11	2.12	0.63
1:J:4098:SER:O	1:J:4102:THR:HG22	1.97	0.63
1:J:4130:LYS:HE2	1:J:4132:ARG:NE	2.13	0.63
1:K:5311:ASP:HB3	1:K:5314:GLU:HG2	1.80	0.63
1:L:6414:LYS:HE2	1:L:6415:ASP:OD2	1.97	0.63
1:I:3452:ARG:HB2	1:I:3465:ILE:HG12	1.79	0.63
1:A:1435:ARG:NH1	1:A:1544:VAL:HG11	2.14	0.63
1:F:6311:ASP:OD1	1:F:6313:ARG:HB2	1.98	0.63
1:G:1215:VAL:N	1:G:1241:HIS:HD2	1.91	0.63
1:G:1519:GLU:O	1:G:1521:ASN:N	2.31	0.63
1:E:5340:ASN:ND2	1:E:5342:HIS:H	1.96	0.63
1:F:6258:LYS:HE2	1:F:6258:LYS:N	2.13	0.63
1:G:1140:HIS:HD2	1:G:1141:GLY:O	1.81	0.63
1:A:1264:LEU:HG	1:A:1316:GLN:HG2	1.80	0.63
1:F:6258:LYS:HE2	1:F:6258:LYS:H	1.64	0.63
1:L:6051:LEU:HD13	1:L:6083:TYR:CE1	2.33	0.63
1:A:1216:THR:HG23	1:A:1242:ARG:HB2	1.80	0.63
1:D:4396:ILE:HB	1:D:4397:PRO:HD3	1.80	0.63
1:E:5215:VAL:H	1:E:5241:HIS:HD2	1.47	0.63
1:E:5523:LYS:O	1:E:5538:LYS:HE3	1.98	0.63
1:F:6478:ALA:HB3	1:F:6479:PRO:HD3	1.79	0.63
1:I:3142:GLY:CA	3:I:3:NLX:H71	2.29	0.63
1:K:5149:ALA:HB2	1:K:5169:GLN:HG3	1.80	0.63

Continued on next page...

Continued from previous page...

Atom-1	Atom-2	Interatomic distance (Å)	Clash overlap (Å)
1:K:5526:TYR:HD2	1:K:5537:GLN:O	1.81	0.63
1:A:1304:LEU:CD1	1:A:1318:LEU:HD23	2.29	0.63
1:B:2149:ALA:HB2	1:B:2169:GLN:HG3	1.80	0.63
1:E:5351:ASN:OD1	1:E:5449:PHE:HB3	1.98	0.63
1:G:1279:SER:O	1:G:1283:VAL:HG23	1.98	0.63
1:D:4126:ASP:H	1:D:4131:ASN:ND2	1.96	0.63
1:F:6138:TRP:CZ3	1:F:6219:GLY:HA2	2.34	0.63
1:H:2235:LEU:HD12	1:H:2327:LEU:HA	1.80	0.63
1:H:2526:TYR:CE1	1:H:2539:LEU:HD13	2.34	0.63
1:J:4079:ASN:HD21	2:J:479:NAG:H5	1.63	0.63
1:D:4461:PRO:HG2	1:D:4464:VAL:HG23	1.80	0.63
1:G:1092:LYS:NZ	1:L:6302:LYS:HB2	2.13	0.63
1:G:1409:ASP:HB3	1:G:1412:LYS:HB2	1.80	0.63
1:J:4407:THR:HG21	1:J:4412:LYS:HD2	1.81	0.63
1:K:5324:ASP:OD1	1:K:5326:MET:HB2	1.99	0.63
1:A:1363:LEU:CD1	3:A:1:NLX:H101	2.28	0.62
1:A:1386:TYR:N	1:A:1387:PRO:HD2	2.14	0.62
3:C:3:NLX:C9	3:C:3:NLX:C13	2.76	0.62
1:D:4423:ASP:OD1	1:D:4540:LYS:HE2	1.99	0.62
1:K:5467:ASP:OD1	1:K:5468:HIS:N	2.30	0.62
1:L:6523:LYS:HB3	1:L:6537:GLN:OE1	1.98	0.62
1:C:3351:ASN:ND2	1:C:3449:PHE:HB3	2.14	0.62
1:E:5188:ASN:O	1:E:5192:LEU:HG	1.99	0.62
1:I:3220:GLU:HG2	4:I:7760:HOH:O	1.99	0.62
1:J:4354:GLU:O	1:J:4468:HIS:HB2	1.99	0.62
1:E:5089:GLN:OE1	1:E:5146:VAL:HB	1.99	0.62
1:D:4145:MET:HG3	1:D:4304:LEU:HD11	1.80	0.62
1:A:1359:ILE:HG23	3:A:1:NLX:H71	1.82	0.62
1:C:3324:ASP:OD1	1:C:3326:MET:HB2	1.98	0.62
1:E:5311:ASP:O	1:E:5314:GLU:HG2	1.99	0.62
1:F:6097:LEU:HD13	3:F:6:NLX:H191	1.82	0.62
1:H:2463:THR:HG23	4:H:7113:HOH:O	1.98	0.62
3:C:3:NLX:C20	3:C:3:NLX:H102	2.30	0.62
1:I:3234:PRO:O	1:I:3237:LYS:HE3	1.98	0.62
1:J:4034:LEU:CD1	2:J:479:NAG:H82	2.30	0.62
1:K:5464:VAL:C	1:K:5465:ILE:HD12	2.20	0.62
1:I:3358:LEU:O	1:I:3363:LEU:HD12	1.99	0.62
1:A:1030:HIS:HB3	1:A:1073:PRO:HA	1.81	0.62
1:F:6304:LEU:HD22	3:F:6:NLX:H101	1.81	0.62
1:G:1471:GLU:O	1:G:1475:VAL:HG23	1.99	0.62
1:H:2304:LEU:HD13	3:H:2:NLX:H171	1.80	0.62

Continued on next page...

Continued from previous page...

Atom-1	Atom-2	Interatomic distance (Å)	Clash overlap (Å)
1:K:5403:TYR:O	1:K:5416:LEU:HD13	1.99	0.62
1:F:6097:LEU:HD11	1:F:6101:PHE:CE2	2.35	0.62
1:K:5220:GLU:O	1:K:5221:SER:HB3	1.99	0.62
1:L:6363:LEU:HB3	3:L:6:NLX:H201	1.79	0.62
1:G:1417:PHE:CD1	1:G:1420:LEU:HD23	2.34	0.62
1:I:3381:LEU:HD23	1:J:4459:MET:HG2	1.82	0.62
1:A:1086:MET:HE2	1:A:1110:LEU:HB2	1.82	0.61
1:A:1279:SER:O	1:A:1283:VAL:HG23	2.00	0.61
1:J:4251:LEU:HD11	1:J:4336:GLN:NE2	2.14	0.61
1:K:5428:VAL:HB	1:K:5429:PRO:HD3	1.81	0.61
1:A:1308:LEU:HD11	1:A:1367:PRO:HG3	1.82	0.61
1:A:1409:ASP:HB3	1:A:1412:LYS:HB2	1.82	0.61
1:D:4349:GLY:HA3	1:D:4447:TYR:CE1	2.35	0.61
1:G:1395:LEU:HB3	1:G:1550:LEU:HD11	1.83	0.61
1:I:3302:LYS:HD2	1:J:4092:LYS:HD2	1.80	0.61
1:B:2024:PRO:HG3	1:B:2037:PHE:CE1	2.35	0.61
1:C:3268:ILE:HG12	1:C:3301:MET:HE2	1.81	0.61
1:F:6144:LEU:HB3	1:F:6177:PHE:CE2	2.35	0.61
1:G:1373:LEU:O	1:G:1413:LYS:HD2	1.99	0.61
1:L:6447:TYR:C	1:L:6447:TYR:CD2	2.74	0.61
1:A:1423:ASP:O	1:A:1428:VAL:HG23	2.01	0.61
1:F:6140:HIS:HD2	1:F:6141:GLY:O	1.83	0.61
1:H:2264:LEU:HD22	1:H:2316:GLN:HE21	1.63	0.61
1:J:4032:LYS:HB2	1:J:4077:VAL:HA	1.82	0.61
1:J:4386:TYR:N	1:J:4387:PRO:HD2	2.16	0.61
1:A:1114:GLU:HG3	1:A:1291:GLU:OE2	2.00	0.61
1:B:2174:ILE:CD1	1:B:2298:THR:HG22	2.29	0.61
3:D:4:NLX:H203	3:D:4:NLX:O4	2.00	0.61
1:G:1302:LYS:CG	1:L:6092:LYS:NZ	2.63	0.61
1:G:1303:PHE:HB3	1:G:1304:LEU:HD22	1.81	0.61
1:I:3258:LYS:HE2	1:I:3258:LYS:H	1.65	0.61
1:J:4231:VAL:O	1:J:4341:PHE:HB2	1.99	0.61
1:K:5104:ARG:CZ	1:K:5153:ASP:HB2	2.30	0.61
1:K:5218:PHE:CB	1:K:5244:ILE:HB	2.30	0.61
1:L:6257:LYS:HE2	1:L:6316:GLN:CD	2.21	0.61
1:G:1357:TRP:CE3	1:G:1460:LYS:HD3	2.35	0.61
1:G:1452:ARG:HB2	1:G:1465:ILE:HG13	1.83	0.61
1:I:3144:LEU:HD12	1:I:3320:GLY:HA2	1.82	0.61
1:J:4074:TRP:CE2	1:J:4078:LYS:HE2	2.36	0.61
1:J:4081:THR:OG1	2:J:479:NAG:H5	2.00	0.61
1:L:6363:LEU:HB3	3:L:6:NLX:H162	1.82	0.61

Continued on next page...

Continued from previous page...

Atom-1	Atom-2	Interatomic distance (Å)	Clash overlap (Å)
1:B:2104:ARG:HG2	1:B:2104:ARG:HH11	1.66	0.61
1:B:2498:LYS:HG2	1:B:2514:LEU:HD11	1.82	0.61
1:C:3364:MET:SD	3:C:3:NLX:C18	2.87	0.61
1:C:3478:ALA:N	1:C:3479:PRO:CD	2.63	0.61
1:C:3495:MET:HG3	1:C:3514:LEU:HD22	1.82	0.61
1:I:3352:LYS:HE3	1:I:3450:GLN:NE2	2.15	0.61
1:K:5258:LYS:HD2	1:K:5258:LYS:N	2.03	0.61
1:G:1355:PHE:CE1	1:G:1360:PRO:HG3	2.35	0.61
1:I:3363:LEU:HD13	4:I:7519:HOH:O	2.01	0.61
1:B:2024:PRO:HG3	1:B:2037:PHE:CZ	2.36	0.61
1:L:6024:PRO:HG3	1:L:6037:PHE:CZ	2.36	0.61
1:B:2464:VAL:CG2	1:E:5370:GLU:HG3	2.31	0.61
1:E:5524:GLU:OE2	1:E:5538:LYS:HD3	2.01	0.61
1:F:6047:VAL:HG21	1:F:6155:LEU:HD23	1.83	0.61
1:F:6527:LEU:HD11	1:F:6533:THR:HG22	1.82	0.61
1:A:1371:GLY:O	1:A:1414:LYS:HD3	2.00	0.60
1:D:4421:ILE:HG22	1:D:4425:MET:HE2	1.83	0.60
1:G:1452:ARG:HH11	1:G:1452:ARG:HG2	1.66	0.60
1:J:4023:PRO:HB2	1:J:4034:LEU:HD21	1.82	0.60
1:J:4302:LYS:NZ	1:J:4302:LYS:HB3	2.16	0.60
1:K:5366:TYR:HB3	1:K:5368:LEU:HD13	1.81	0.60
1:F:6417:PHE:O	1:F:6420:LEU:HB3	2.02	0.60
1:G:1456:SER:HB3	1:G:1460:LYS:HE3	1.82	0.60
1:K:5284:HIS:O	1:K:5288:GLN:HG3	2.00	0.60
1:A:1257:LYS:HD2	1:A:1320:GLY:H	1.66	0.60
1:A:1304:LEU:HB3	3:A:1:NLX:C20	2.31	0.60
1:E:5353:GLN:NE2	1:E:5465:ILE:H	1.99	0.60
1:F:6097:LEU:HD11	1:F:6101:PHE:CD2	2.36	0.60
1:F:6324:ASP:OD1	1:F:6326:MET:N	2.32	0.60
1:K:5304:LEU:HD22	3:K:5:NLX:C10	2.32	0.60
1:L:6478:ALA:HB3	1:L:6479:PRO:HD3	1.82	0.60
1:E:5266:GLU:O	1:E:5270:ILE:HG13	2.00	0.60
1:E:5452:ARG:NE	1:E:5462:LYS:HA	2.16	0.60
1:L:6104:ARG:HG2	1:L:6104:ARG:HH11	1.64	0.60
1:A:1145:MET:HB2	1:A:1304:LEU:HD21	1.83	0.60
1:A:1244:ILE:HG12	1:A:1347:MET:HB3	1.84	0.60
1:E:5330:LYS:HB3	1:E:5334:GLU:OE2	2.01	0.60
1:F:6355:PHE:CE1	1:F:6360:PRO:HG3	2.36	0.60
1:G:1064:ARG:NH1	1:G:1294:LEU:HD11	2.15	0.60
1:L:6428:VAL:HB	1:L:6429:PRO:HD3	1.83	0.60
1:E:5292:GLU:O	1:E:5296:GLU:HG3	2.02	0.60

Continued on next page...

Continued from previous page...

Atom-1	Atom-2	Interatomic distance (Å)	Clash overlap (Å)
1:F:6083:TYR:CE2	1:F:6108:ILE:HD13	2.37	0.60
1:G:1308:LEU:HD21	1:G:1367:PRO:CG	2.32	0.60
1:K:5487:GLU:O	1:K:5491:ARG:HG3	2.02	0.60
1:L:6086:MET:HG3	1:L:6112:LEU:HD23	1.82	0.60
1:L:6174:ILE:HG13	4:L:7009:HOH:O	2.01	0.60
1:E:5487:GLU:O	1:E:5491:ARG:HG3	2.01	0.60
1:I:3284:HIS:O	1:I:3288:GLN:HG2	2.02	0.60
1:I:3395:LEU:HB3	1:I:3550:LEU:HD11	1.84	0.60
1:H:2257:LYS:HE3	1:H:2316:GLN:HE22	1.66	0.60
1:I:3352:LYS:HG3	1:I:3353:GLN:HG3	1.82	0.60
1:J:4468:HIS:CD2	3:J:4:NLX:H21	2.36	0.60
1:K:5341:PHE:H	1:K:5341:PHE:HD2	1.50	0.60
1:L:6538:LYS:HB3	1:L:6541:ASP:HB2	1.82	0.60
1:C:3332:PRO:O	1:C:3336:GLN:HG3	2.02	0.60
1:H:2536:ALA:O	1:H:2537:GLN:HG3	2.01	0.60
1:L:6086:MET:CE	1:L:6110:LEU:HB2	2.31	0.60
1:L:6324:ASP:OD1	1:L:6326:MET:HB2	2.02	0.60
1:L:6409:ASP:HB3	1:L:6412:LYS:HB2	1.82	0.60
1:B:2402:LYS:HG2	1:B:2546:PHE:CE1	2.37	0.60
1:F:6136:MET:HB3	1:F:6218:PHE:CE1	2.37	0.60
1:F:6351:ASN:HB3	1:F:6466:GLY:O	2.02	0.60
1:I:3464:VAL:CG2	1:J:4370:GLU:HG3	2.32	0.60
1:C:3083:TYR:CE2	1:C:3108:ILE:HD13	2.37	0.59
1:B:2216:THR:HG23	1:B:2242:ARG:CB	2.32	0.59
1:B:2255:LEU:HD23	1:B:2318:LEU:CD1	2.33	0.59
1:D:4025:VAL:HG22	1:D:4034:LEU:HD23	1.82	0.59
1:E:5104:ARG:HD2	4:E:7316:HOH:O	2.01	0.59
1:F:6029:VAL:HG13	4:F:7744:HOH:O	2.02	0.59
1:K:5091:PRO:HG3	1:K:5112:LEU:HD21	1.84	0.59
1:L:6145:MET:HE1	1:L:6303:PHE:CD1	2.38	0.59
1:L:6262:LYS:HB3	1:L:6263:PRO:HD3	1.82	0.59
1:F:6186:ARG:HD3	1:F:6324:ASP:O	2.02	0.59
1:F:6220:GLU:HA	1:F:6246:GLU:O	2.03	0.59
1:I:3180:THR:HG23	1:I:3185:SER:HB3	1.84	0.59
1:J:4134:PRO:HG2	1:J:4163:VAL:HG12	1.83	0.59
1:A:1359:ILE:HB	1:A:1360:PRO:HD3	1.84	0.59
1:A:1477:GLY:HA2	1:A:1493:SER:OG	2.03	0.59
1:B:2317:PRO:HB2	3:B:2:NLX:C19	2.31	0.59
1:H:2370:GLU:C	1:H:2372:GLN:H	2.03	0.59
1:I:3064:ARG:HD3	1:I:3065:PHE:CZ	2.37	0.59
1:I:3538:LYS:HE2	1:I:3541:ASP:OD1	2.02	0.59

Continued on next page...

Continued from previous page...

Atom-1	Atom-2	Interatomic distance (Å)	Clash overlap (Å)
1:L:6493:SER:O	1:L:6497:MET:HG3	2.01	0.59
1:B:2104:ARG:HG2	1:B:2104:ARG:NH1	2.17	0.59
1:B:2512:GLU:HB3	4:B:7018:HOH:O	2.01	0.59
1:D:4260:ASP:OD1	1:D:4262:LYS:HB3	2.01	0.59
1:E:5396:ILE:HB	1:E:5397:PRO:HD3	1.84	0.59
1:H:2379:MET:HG2	1:H:2396:ILE:HG22	1.83	0.59
1:A:1381:LEU:HD21	1:F:6459:MET:HB3	1.85	0.59
1:E:5125:ALA:HB1	1:E:5131:ASN:HD22	1.66	0.59
1:E:5375:GLN:NE2	1:E:5400:THR:HG22	2.18	0.59
1:I:3462:LYS:NZ	1:J:4376:LYS:NZ	2.50	0.59
1:K:5119:LEU:HD12	1:K:5119:LEU:O	2.02	0.59
1:L:6048:ALA:HB3	1:L:6123:THR:HG23	1.85	0.59
1:A:1478:ALA:N	1:A:1479:PRO:CD	2.65	0.59
1:F:6149:ALA:HB2	1:F:6169:GLN:HG3	1.84	0.59
1:I:3478:ALA:N	1:I:3479:PRO:CD	2.66	0.59
1:J:4027:ASP:OD1	1:J:4032:LYS:HD3	2.03	0.59
1:K:5395:LEU:HD21	1:K:5553:LYS:HB2	1.83	0.59
1:L:6233:SER:O	1:L:6342:HIS:NE2	2.34	0.59
1:A:1372:GLN:C	1:A:1373:LEU:HD12	2.23	0.59
1:C:3251:LEU:HD12	1:C:3433:VAL:HG23	1.83	0.59
1:D:4038:VAL:HG21	1:D:4049:ILE:HD12	1.85	0.59
1:I:3526:TYR:CE2	1:I:3539:LEU:HB2	2.37	0.59
1:L:6420:LEU:CD1	1:L:6547:TRP:CZ2	2.85	0.59
1:A:1372:GLN:HE21	1:A:1410:THR:HG21	1.67	0.59
1:B:2174:ILE:HG13	1:B:2298:THR:HG22	1.85	0.59
1:F:6135:VAL:HG21	1:F:6205:ILE:HG12	1.85	0.59
1:F:6242:ARG:HG2	1:F:6242:ARG:NH1	2.15	0.59
1:B:2348:VAL:O	1:B:2446:MET:HA	2.02	0.59
1:B:2386:TYR:N	1:B:2387:PRO:HD2	2.18	0.59
1:D:4421:ILE:HG22	1:D:4425:MET:CE	2.33	0.58
1:F:6550:LEU:O	1:F:6553:LYS:HB2	2.03	0.58
1:H:2456:SER:HB2	1:H:2460:LYS:HD3	1.85	0.58
1:J:4304:LEU:HB3	3:J:4:NLX:H203	1.85	0.58
1:K:5447:TYR:HA	1:K:5527:LEU:O	2.03	0.58
1:L:6105:LYS:HD3	1:L:6106:GLU:CG	2.33	0.58
1:A:1309:GLN:NE2	1:A:1310:GLY:N	2.51	0.58
1:C:3456:SER:HB3	1:C:3460:LYS:HD3	1.85	0.58
3:C:3:NLX:C20	3:C:3:NLX:C10	2.82	0.58
1:G:1313:ARG:HH11	1:G:1313:ARG:HG3	1.67	0.58
1:K:5339:ARG:HG3	1:K:5339:ARG:O	2.02	0.58
1:E:5491:ARG:HD2	4:E:7007:HOH:O	2.03	0.58

Continued on next page...

Continued from previous page...

Atom-1	Atom-2	Interatomic distance (Å)	Clash overlap (Å)
1:F:6132:ARG:HB3	1:F:6211:ASN:HB2	1.85	0.58
1:G:1218:PHE:HB3	1:G:1244:ILE:HB	1.84	0.58
1:H:2143:GLY:HA3	3:H:2:NLX:H152	1.85	0.58
1:K:5264:LEU:HD13	1:K:5316:GLN:HG3	1.84	0.58
1:G:1339:ARG:HH12	1:G:1436:ASN:HD22	1.50	0.58
1:I:3132:ARG:HB3	1:I:3211:ASN:HB2	1.86	0.58
1:I:3218:PHE:H	1:I:3218:PHE:HD1	1.50	0.58
1:I:3501:ALA:O	1:I:3505:ARG:HG2	2.04	0.58
1:C:3296:GLU:O	1:C:3300:LYS:HG3	2.04	0.58
1:C:3309:GLN:HG3	1:D:4096:LEU:HD13	1.83	0.58
1:C:3359:ILE:HB	1:C:3360:PRO:HD3	1.86	0.58
1:E:5048:ALA:HB3	1:E:5123:THR:HG23	1.84	0.58
1:G:1379:MET:SD	1:G:1397:PRO:HG3	2.44	0.58
1:K:5026:VAL:HG12	1:K:5027:ASP:N	2.17	0.58
1:K:5389:VAL:O	1:K:5390:CYS:HB2	2.03	0.58
1:L:6375:GLN:HE21	1:L:6400:THR:HG22	1.68	0.58
1:B:2528:GLN:O	1:B:2533:THR:HA	2.04	0.58
1:F:6215:VAL:N	1:F:6241:HIS:HD2	1.99	0.58
1:J:4348:VAL:O	1:J:4446:MET:HA	2.04	0.58
1:D:4104:ARG:HD2	4:D:7709:HOH:O	2.01	0.58
1:D:4249:VAL:HB	1:D:4433:VAL:HG21	1.85	0.58
1:J:4220:GLU:HG3	1:J:4472:LEU:HD21	1.86	0.58
1:L:6264:LEU:HD22	1:L:6268:ILE:CD1	2.33	0.58
1:B:2359:ILE:CG1	3:B:2:NLX:H71	2.30	0.58
1:B:2390:CYS:HB3	4:B:7626:HOH:O	2.02	0.58
1:D:4262:LYS:HB3	1:D:4263:PRO:HD3	1.85	0.58
1:F:6334:GLU:O	1:F:6338:GLU:HG3	2.04	0.58
1:G:1435:ARG:O	1:G:1438:ARG:HB3	2.04	0.58
1:L:6026:VAL:CG1	1:L:6207:SER:HB3	2.34	0.58
1:L:6527:LEU:HD11	1:L:6533:THR:HG22	1.85	0.58
1:A:1319:LEU:HD12	1:A:1319:LEU:N	2.18	0.58
1:B:2040:LEU:HD13	1:B:2155:LEU:CD1	2.33	0.58
1:I:3318:LEU:HB2	4:I:7480:HOH:O	2.04	0.58
1:K:5133:LEU:HD22	1:K:5162:ASN:O	2.04	0.58
1:L:6104:ARG:HG2	1:L:6104:ARG:NH1	2.19	0.58
1:F:6306:LEU:HD21	1:F:6384:LYS:O	2.04	0.58
1:G:1252:THR:O	1:G:1254:VAL:N	2.36	0.58
1:J:4126:ASP:OD1	1:J:4128:THR:HG23	2.04	0.58
1:J:4333:GLU:H	1:J:4333:GLU:CD	2.07	0.58
1:L:6223:GLY:O	1:L:6227:VAL:HG23	2.04	0.58
1:C:3257:LYS:HE3	1:C:3322:VAL:CG1	2.33	0.57

Continued on next page...

Continued from previous page...

Atom-1	Atom-2	Interatomic distance (Å)	Clash overlap (Å)
1:F:6373:LEU:HD23	1:F:6414:LYS:HA	1.85	0.57
1:F:6435:ARG:O	1:F:6438:ARG:HB3	2.04	0.57
1:I:3456:SER:HB3	1:I:3460:LYS:HD3	1.84	0.57
1:J:4034:LEU:HD11	2:J:479:NAG:H82	1.86	0.57
1:A:1342:HIS:N	1:A:1342:HIS:CD2	2.70	0.57
1:C:3220:GLU:OE2	1:C:3221:SER:HB2	2.04	0.57
1:C:3318:LEU:HD21	3:C:3:NLX:H162	1.85	0.57
1:D:4301:MET:HG3	1:D:4303:PHE:CZ	2.39	0.57
1:B:2241:HIS:C	1:B:2242:ARG:HD2	2.24	0.57
1:E:5142:GLY:HA3	1:E:5146:VAL:O	2.04	0.57
1:E:5411:VAL:HA	4:E:7302:HOH:O	2.03	0.57
1:G:1308:LEU:HD21	1:G:1367:PRO:HG2	1.86	0.57
1:G:1521:ASN:HB2	1:G:1522:GLN:NE2	2.19	0.57
1:H:2372:GLN:NE2	1:H:2410:THR:OG1	2.37	0.57
1:J:4331:THR:HB	1:J:4333:GLU:OE1	2.04	0.57
1:K:5025:VAL:HG22	1:K:5034:LEU:HD23	1.86	0.57
1:L:6140:HIS:HD2	1:L:6141:GLY:O	1.87	0.57
1:D:4363:LEU:HD22	3:D:4:NLX:H102	1.86	0.57
1:G:1104:ARG:HH11	1:G:1104:ARG:CB	2.17	0.57
1:I:3364:MET:HG2	3:I:3:NLX:H201	1.85	0.57
1:I:3453:PRO:HD2	1:I:3470:ASP:OD2	2.04	0.57
1:J:4140:HIS:CD2	1:J:4147:GLY:HA3	2.40	0.57
1:J:4142:GLY:C	3:J:4:NLX:H152	2.24	0.57
1:J:4306:LEU:HD22	1:J:4366:TYR:CE1	2.39	0.57
1:K:5428:VAL:HG13	1:K:5544:VAL:HA	1.86	0.57
1:A:1227:VAL:O	1:A:1231:VAL:HG23	2.04	0.57
1:D:4456:SER:HB3	1:D:4460:LYS:HD3	1.87	0.57
1:H:2215:VAL:H	1:H:2241:HIS:CD2	2.18	0.57
1:J:4493:SER:HB2	4:J:7677:HOH:O	2.04	0.57
1:B:2371:GLY:CA	1:B:2414:LYS:HD3	2.34	0.57
1:C:3412:LYS:O	1:C:3416:LEU:HG	2.05	0.57
1:E:5262:LYS:HE2	1:E:5279:SER:OG	2.03	0.57
1:F:6024:PRO:HG3	1:F:6037:PHE:CZ	2.40	0.57
1:F:6095:GLN:O	1:F:6099:GLU:HG3	2.05	0.57
1:G:1064:ARG:HH11	1:G:1294:LEU:HD11	1.70	0.57
1:L:6420:LEU:HD13	1:L:6547:TRP:HZ2	1.69	0.57
1:H:2371:GLY:CA	1:H:2414:LYS:HD3	2.35	0.57
1:H:2426:PHE:C	1:H:2429:PRO:HD2	2.24	0.57
1:J:4232:LEU:HD23	1:J:4341:PHE:HB3	1.86	0.57
1:A:1358:LEU:HG	1:A:1363:LEU:HD12	1.85	0.57
1:E:5372:GLN:HA	4:E:7302:HOH:O	2.04	0.57

Continued on next page...

Continued from previous page...

Atom-1	Atom-2	Interatomic distance (Å)	Clash overlap (Å)
1:F:6348:VAL:O	1:F:6446:MET:HA	2.04	0.57
1:C:3437:HIS:HD2	1:C:3444:THR:OG1	1.87	0.57
1:G:1371:GLY:O	1:G:1414:LYS:HD3	2.05	0.57
1:J:4349:GLY:HA3	1:J:4447:TYR:CZ	2.40	0.57
1:A:1140:HIS:HE1	4:A:7108:HOH:O	1.87	0.57
1:B:2220:GLU:OE2	1:B:2472:LEU:HD11	2.05	0.57
1:G:1527:LEU:HD11	1:G:1533:THR:HG22	1.87	0.57
1:L:6104:ARG:NE	1:L:6108:ILE:HD12	2.18	0.57
1:F:6467:ASP:N	1:F:6470:ASP:OD2	2.38	0.56
1:A:1132:ARG:HB3	1:A:1211:ASN:HB2	1.86	0.56
1:I:3229:VAL:HG13	1:I:3328:LEU:HD21	1.86	0.56
1:J:4404:LEU:HD23	1:J:4404:LEU:N	2.21	0.56
1:B:2215:VAL:H	1:B:2241:HIS:HD2	1.53	0.56
1:C:3138:TRP:CZ3	1:C:3219:GLY:HA2	2.39	0.56
1:C:3324:ASP:OD2	1:C:3327:LEU:HB3	2.05	0.56
1:C:3401:GLU:OE2	1:C:3405:GLY:HA3	2.04	0.56
1:D:4309:GLN:NE2	1:D:4309:GLN:C	2.59	0.56
1:E:5190:GLY:O	1:E:5194:GLN:HG3	2.05	0.56
1:E:5386:TYR:N	1:E:5387:PRO:HD2	2.20	0.56
1:F:6359:ILE:HG23	3:F:6:NLX:H152	1.87	0.56
1:H:2396:ILE:HB	1:H:2397:PRO:HD3	1.86	0.56
1:I:3242:ARG:HG2	1:I:3242:ARG:NH1	2.20	0.56
1:I:3447:TYR:C	1:I:3447:TYR:CD2	2.78	0.56
1:K:5138:TRP:CZ3	1:K:5219:GLY:HA2	2.40	0.56
1:K:5249:VAL:HB	1:K:5433:VAL:HG21	1.86	0.56
1:B:2132:ARG:HB3	1:B:2211:ASN:HB2	1.87	0.56
1:D:4335:LEU:O	1:D:4340:ASN:ND2	2.24	0.56
1:F:6350:ILE:C	1:F:6351:ASN:HD22	2.07	0.56
1:J:4215:VAL:N	1:J:4241:HIS:HD2	2.03	0.56
1:A:1304:LEU:CB	3:A:1:NLX:H203	2.34	0.56
1:E:5447:TYR:HA	1:E:5527:LEU:O	2.05	0.56
3:E:5:NLX:O4	3:E:5:NLX:H203	2.06	0.56
1:F:6359:ILE:HG12	3:F:6:NLX:H162	1.86	0.56
1:H:2370:GLU:HG3	1:K:5461:PRO:CG	2.35	0.56
1:I:3396:ILE:HB	1:I:3397:PRO:HD3	1.88	0.56
1:L:6357:TRP:O	1:L:6360:PRO:HD2	2.05	0.56
1:C:3237:LYS:HE2	1:C:3238:ASN:HD21	1.70	0.56
1:C:3332:PRO:HB2	1:C:3333:GLU:OE1	2.06	0.56
1:D:4057:LYS:HB3	1:D:4069:GLN:HB2	1.88	0.56
1:D:4311:ASP:HB3	1:D:4314:GLU:HG3	1.86	0.56
1:H:2304:LEU:HD13	3:H:2:NLX:H162	1.87	0.56

Continued on next page...

Continued from previous page...

Atom-1	Atom-2	Interatomic distance (Å)	Clash overlap (Å)
1:J:4223:GLY:O	1:J:4226:SER:HB2	2.06	0.56
1:K:5125:ALA:HB2	1:K:5133:LEU:CD1	2.36	0.56
1:L:6054:PRO:HG3	1:L:6078:LYS:HE2	1.86	0.56
1:A:1236:ALA:HA	1:A:1239:LEU:HD12	1.87	0.56
1:A:1456:SER:HB3	1:A:1460:LYS:HD3	1.87	0.56
1:B:2218:PHE:CB	1:B:2244:ILE:HB	2.35	0.56
1:C:3234:PRO:O	1:C:3237:LYS:HG2	2.05	0.56
1:C:3359:ILE:HG23	3:C:3:NLX:H101	1.87	0.56
1:C:3532:ASN:HB3	1:C:3534:GLN:HE21	1.71	0.56
1:G:1104:ARG:NH1	1:G:1104:ARG:HB3	2.21	0.56
1:I:3462:LYS:HZ3	1:J:4376:LYS:HZ3	1.51	0.56
1:J:4107:ASN:HD22	1:J:4108:ILE:H	1.53	0.56
1:C:3144:LEU:HD13	1:C:3177:PHE:CE1	2.41	0.56
1:C:3350:ILE:O	1:C:3448:GLU:HA	2.06	0.56
1:G:1332:PRO:O	1:G:1336:GLN:HG2	2.05	0.56
1:I:3353:GLN:O	1:I:3467:ASP:HA	2.05	0.56
1:K:5039:SER:HB3	1:K:5046:PRO:HG3	1.87	0.56
1:B:2404:LEU:N	1:B:2404:LEU:HD23	2.21	0.56
1:C:3423:ASP:OD1	1:C:3540:LYS:HE3	2.06	0.56
1:D:4101:PHE:CZ	3:D:4:NLX:H21	2.41	0.56
1:G:1145:MET:CB	1:G:1304:LEU:HD21	2.36	0.56
1:L:6220:GLU:OE2	1:L:6221:SER:HB2	2.06	0.56
1:A:1218:PHE:CB	1:A:1244:ILE:HB	2.36	0.56
1:J:4135:VAL:HB	1:J:4215:VAL:HG22	1.88	0.56
1:J:4371:GLY:O	1:J:4414:LYS:HD3	2.06	0.56
1:K:5355:PHE:HB2	1:K:5422:ALA:HB2	1.88	0.56
1:L:6093:ALA:HB1	3:L:6:NLX:H192	1.87	0.56
1:A:1027:ASP:OD2	1:A:1032:LYS:HG2	2.04	0.55
1:K:5256:VAL:O	1:K:5258:LYS:HE3	2.06	0.55
1:L:6257:LYS:HB2	1:L:6322:VAL:HG12	1.88	0.55
1:C:3237:LYS:HE2	1:C:3238:ASN:ND2	2.21	0.55
1:I:3369:SER:HA	1:J:4368:LEU:O	2.06	0.55
1:A:1333:GLU:O	1:A:1337:ALA:HB2	2.06	0.55
1:B:2216:THR:HG23	1:B:2242:ARG:HB2	1.88	0.55
1:G:1097:LEU:HD11	1:G:1101:PHE:CE2	2.41	0.55
1:B:2297:THR:O	1:B:2301:MET:HG2	2.06	0.55
1:I:3088:THR:CG2	1:I:3295:LEU:HD13	2.35	0.55
1:I:3257:LYS:HE2	1:I:3316:GLN:NE2	2.21	0.55
1:I:3353:GLN:HE22	1:I:3465:ILE:H	1.54	0.55
1:K:5122:TYR:HE2	4:K:7094:HOH:O	1.88	0.55
1:L:6271:THR:CG2	1:L:6297:THR:HG23	2.35	0.55

Continued on next page...

Continued from previous page...

Atom-1	Atom-2	Interatomic distance (Å)	Clash overlap (Å)
1:L:6428:VAL:O	1:L:6432:ILE:HG13	2.06	0.55
1:L:6456:SER:HB3	1:L:6460:LYS:HD3	1.89	0.55
1:A:1363:LEU:HB3	3:A:1:NLX:H91	1.87	0.55
1:C:3396:ILE:HB	1:C:3397:PRO:HD3	1.88	0.55
1:C:3434:ALA:HB2	1:C:3446:MET:HE3	1.88	0.55
1:E:5309:GLN:HG2	1:E:5310:GLY:N	2.20	0.55
1:H:2318:LEU:C	1:H:2318:LEU:HD12	2.25	0.55
1:A:1396:ILE:HB	1:A:1397:PRO:HD3	1.89	0.55
1:C:3318:LEU:HD11	3:C:3:NLX:C15	2.32	0.55
1:F:6268:ILE:HG12	1:F:6301:MET:HE2	1.88	0.55
1:H:2486:SER:O	1:H:2490:ILE:HG13	2.07	0.55
1:A:1392:ALA:O	1:A:1396:ILE:HG12	2.07	0.55
1:B:2468:HIS:CD2	3:B:2:NLX:O3	2.60	0.55
1:F:6447:TYR:HB3	1:F:6517:TRP:CZ2	2.41	0.55
1:H:2423:ASP:OD2	1:H:2543:GLU:HG2	2.07	0.55
1:I:3447:TYR:HB3	1:I:3517:TRP:HZ2	1.71	0.55
1:J:4237:LYS:HG2	1:J:4238:ASN:ND2	2.22	0.55
1:J:4343:THR:HB	1:J:4442:ALA:HB2	1.89	0.55
1:K:5234:PRO:O	1:K:5237:LYS:HG2	2.06	0.55
1:B:2262:LYS:O	1:B:2266:GLU:HG3	2.07	0.55
1:I:3095:GLN:HG2	1:J:4309:GLN:OE1	2.07	0.55
1:J:4304:LEU:CG	3:J:4:NLX:H203	2.34	0.55
1:L:6099:GLU:HG3	1:L:6107:ASN:OD1	2.07	0.55
1:L:6142:GLY:HA2	3:L:6:NLX:C8	2.36	0.55
1:A:1221:SER:HA	1:A:1247:SER:O	2.07	0.55
1:D:4478:ALA:N	1:D:4479:PRO:CD	2.70	0.55
1:I:3173:GLY:HA3	4:I:7644:HOH:O	2.06	0.55
1:L:6144:LEU:HB3	1:L:6177:PHE:CE2	2.41	0.55
1:B:2130:LYS:HE3	1:B:2132:ARG:HG2	1.89	0.55
1:B:2180:THR:HG23	1:B:2185:SER:HB3	1.89	0.55
1:G:1197:ALA:O	1:G:1201:VAL:HG23	2.07	0.55
1:G:1313:ARG:HA	1:G:1386:TYR:CD2	2.42	0.55
1:G:1383:TRP:CH2	1:G:1393:LYS:HB2	2.41	0.55
1:H:2024:PRO:HD3	1:H:2037:PHE:CD1	2.41	0.55
1:I:3249:VAL:HG23	1:I:3251:LEU:H	1.72	0.55
1:J:4331:THR:OG1	1:J:4334:GLU:HG3	2.07	0.55
1:E:5437:HIS:HD2	1:E:5444:THR:OG1	1.90	0.54
1:F:6371:GLY:O	1:F:6414:LYS:HG2	2.06	0.54
1:G:1392:ALA:HB3	1:G:1395:LEU:HG	1.89	0.54
1:J:4478:ALA:N	1:J:4479:PRO:CD	2.70	0.54
1:K:5220:GLU:HG2	1:K:5472:LEU:HD21	1.90	0.54

Continued on next page...

Continued from previous page...

Atom-1	Atom-2	Interatomic distance (Å)	Clash overlap (Å)
1:B:2354:GLU:HB2	1:B:2422:ALA:HB1	1.89	0.54
1:B:2478:ALA:N	1:B:2479:PRO:CD	2.70	0.54
1:C:3447:TYR:C	1:C:3447:TYR:CD2	2.79	0.54
1:H:2222:ALA:CB	4:H:7211:HOH:O	2.55	0.54
1:H:2223:GLY:O	1:H:2227:VAL:HG23	2.07	0.54
1:H:2258:LYS:HD2	1:H:2258:LYS:H	1.70	0.54
1:D:4145:MET:HG3	1:D:4304:LEU:CD1	2.37	0.54
1:D:4318:LEU:C	1:D:4318:LEU:HD12	2.28	0.54
1:F:6104:ARG:O	1:F:6482:LYS:HE3	2.07	0.54
1:G:1323:ILE:HG13	1:G:1331:THR:HG22	1.89	0.54
1:L:6524:GLU:OE2	1:L:6538:LYS:HG2	2.06	0.54
1:D:4265:ALA:HB1	1:D:4282:MET:HE1	1.89	0.54
1:G:1086:MET:HE2	1:G:1148:ALA:HB2	1.90	0.54
1:I:3119:LEU:HD12	1:I:3119:LEU:O	2.06	0.54
1:K:5022:SER:N	4:K:7180:HOH:O	2.40	0.54
1:C:3329:LEU:HG	4:C:7056:HOH:O	2.06	0.54
1:E:5313:ARG:HG2	1:E:5386:TYR:CE2	2.43	0.54
1:F:6512:GLU:H	1:F:6512:GLU:CD	2.11	0.54
1:G:1313:ARG:HG2	1:G:1386:TYR:CE2	2.42	0.54
1:K:5112:LEU:HD12	1:K:5112:LEU:N	2.23	0.54
1:E:5105:LYS:HE2	1:E:5483:GLU:HG3	1.88	0.54
1:I:3491:ARG:NH1	1:I:3491:ARG:HB3	2.22	0.54
1:K:5149:ALA:CB	1:K:5169:GLN:HG3	2.38	0.54
1:K:5221:SER:O	1:K:5225:GLU:N	2.37	0.54
1:K:5505:ARG:NH1	4:K:7766:HOH:O	2.40	0.54
1:L:6395:LEU:HD22	1:L:6550:LEU:CD1	2.37	0.54
1:B:2237:LYS:HB2	4:B:7015:HOH:O	2.07	0.54
1:D:4244:ILE:HG12	1:D:4347:MET:HB3	1.90	0.54
1:I:3243:ALA:O	1:I:3346:TYR:HA	2.07	0.54
1:J:4420:LEU:CD1	1:J:4547:TRP:HZ2	2.21	0.54
1:K:5079:ASN:ND2	2:K:579:NAG:C1	2.71	0.54
1:A:1333:GLU:H	1:A:1333:GLU:CD	2.11	0.54
1:C:3089:GLN:OE1	1:C:3146:VAL:HB	2.07	0.54
1:D:4124:PRO:HD3	1:D:4158:ALA:HB1	1.89	0.54
1:D:4215:VAL:H	1:D:4241:HIS:CD2	2.07	0.54
1:E:5333:GLU:OE1	1:E:5333:GLU:N	2.33	0.54
1:F:6540:LYS:HA	1:F:6543:GLU:OE1	2.08	0.54
1:H:2363:LEU:CD1	3:H:2:NLX:H101	2.36	0.54
1:I:3278:THR:OG1	1:I:3281:VAL:HG23	2.07	0.54
1:L:6105:LYS:CD	1:L:6106:GLU:HG3	2.37	0.54
1:G:1304:LEU:CD1	1:G:1318:LEU:HB3	2.38	0.54

Continued on next page...

Continued from previous page...

Atom-1	Atom-2	Interatomic distance (Å)	Clash overlap (Å)
1:H:2316:GLN:OE1	1:H:2317:PRO:HD2	2.07	0.54
1:F:6257:LYS:HB2	1:F:6322:VAL:HG12	1.90	0.54
1:F:6264:LEU:O	1:F:6264:LEU:HD22	2.07	0.54
1:H:2420:LEU:HD12	1:H:2547:TRP:HZ2	1.73	0.54
1:I:3218:PHE:HB3	1:I:3244:ILE:HB	1.90	0.54
1:I:3420:LEU:HD13	1:I:3547:TRP:CZ2	2.43	0.54
1:J:4456:SER:HB3	1:J:4460:LYS:HD3	1.90	0.54
1:A:1079:ASN:HD22	2:A:179:NAG:H2	1.74	0.53
1:A:1131:ASN:O	1:A:1132:ARG:HG2	2.07	0.53
1:A:1134:PRO:CG	1:A:1163:VAL:HG12	2.32	0.53
1:C:3404:LEU:O	1:C:3406:GLY:N	2.41	0.53
1:K:5394:GLU:HG3	1:K:5395:LEU:HG	1.91	0.53
1:L:6177:PHE:HB2	1:L:6319:LEU:HD22	1.90	0.53
1:A:1318:LEU:HD12	1:A:1318:LEU:O	2.08	0.53
1:C:3404:LEU:C	1:C:3406:GLY:H	2.11	0.53
1:D:4091:PRO:HB3	1:D:4112:LEU:HD11	1.90	0.53
1:D:4386:TYR:N	1:D:4387:PRO:HD2	2.23	0.53
1:G:1092:LYS:HZ1	1:L:6302:LYS:HB2	1.73	0.53
1:H:2456:SER:HB2	1:H:2460:LYS:CD	2.39	0.53
1:I:3428:VAL:O	1:I:3432:ILE:HG13	2.08	0.53
1:J:4264:LEU:CD1	1:J:4316:GLN:HG2	2.38	0.53
1:C:3370:GLU:HG3	1:D:4461:PRO:CG	2.39	0.53
1:D:4132:ARG:HB3	1:D:4211:ASN:HB2	1.91	0.53
1:E:5252:THR:HG22	1:E:5252:THR:O	2.08	0.53
1:G:1435:ARG:HH12	1:G:1544:VAL:HG11	1.73	0.53
1:H:2540:LYS:O	1:H:2544:VAL:HG23	2.09	0.53
1:K:5357:TRP:O	1:K:5361:MET:HB2	2.08	0.53
1:L:6358:LEU:HG	1:L:6363:LEU:CD1	2.38	0.53
1:A:1260:ASP:OD2	1:A:1263:PRO:HD3	2.08	0.53
1:F:6271:THR:HG22	1:F:6297:THR:HG23	1.90	0.53
1:G:1026:VAL:CG1	1:G:1027:ASP:N	2.71	0.53
1:G:1132:ARG:HB3	1:G:1211:ASN:HB2	1.89	0.53
1:H:2104:ARG:HG2	1:H:2104:ARG:HH11	1.73	0.53
1:H:2216:THR:HG23	1:H:2242:ARG:HB2	1.90	0.53
1:I:3217:ILE:CD1	1:I:3227:VAL:HG13	2.38	0.53
1:L:6359:ILE:HD11	1:L:6468:HIS:ND1	2.23	0.53
1:E:5126:ASP:H	1:E:5131:ASN:ND2	2.07	0.53
1:E:5355:PHE:HD1	1:E:5418:LEU:HD22	1.73	0.53
1:E:5480:PHE:HZ	1:E:5494:LYS:HG2	1.72	0.53
1:G:1303:PHE:HB2	4:G:7512:HOH:O	2.07	0.53
1:L:6130:LYS:HE3	1:L:6130:LYS:H	1.74	0.53

Continued on next page...

Continued from previous page...

Atom-1	Atom-2	Interatomic distance (Å)	Clash overlap (Å)
1:A:1392:ALA:HB1	1:A:1394:GLU:OE2	2.08	0.53
1:B:2112:LEU:O	1:B:2113:SER:HB2	2.07	0.53
1:D:4131:ASN:O	1:D:4132:ARG:NH1	2.42	0.53
1:D:4251:LEU:CD2	1:D:4333:GLU:HG3	2.39	0.53
1:F:6537:GLN:O	1:F:6538:LYS:HB2	2.08	0.53
1:I:3343:THR:HG22	1:I:3442:ALA:HB2	1.91	0.53
1:I:3462:LYS:HZ3	1:J:4376:LYS:NZ	2.05	0.53
1:L:6251:LEU:CD2	1:L:6333:GLU:HG3	2.38	0.53
1:A:1289:LYS:HA	1:A:1293:GLU:OE2	2.08	0.53
1:A:1539:LEU:HG	1:A:1540:LYS:HG2	1.89	0.53
1:B:2083:TYR:CZ	1:B:2108:ILE:HD13	2.43	0.53
1:B:2095:GLN:O	1:B:2099:GLU:HG3	2.08	0.53
1:B:2318:LEU:HG	3:B:2:NLX:C17	2.36	0.53
1:D:4353:GLN:O	1:D:4467:ASP:HA	2.09	0.53
1:G:1552:ALA:O	1:G:1553:LYS:HB2	2.07	0.53
1:B:2043:PHE:HB3	4:B:7515:HOH:O	2.08	0.53
1:B:2452:ARG:HD2	1:B:2464:VAL:O	2.08	0.53
1:E:5098:SER:O	1:E:5102:THR:HB	2.09	0.53
1:F:6026:VAL:CG1	1:F:6207:SER:HB3	2.39	0.53
1:F:6097:LEU:HB2	3:F:6:NLX:C19	2.39	0.53
1:G:1349:GLY:HA3	1:G:1447:TYR:CE1	2.43	0.53
1:G:1404:LEU:HB3	1:G:1413:LYS:CG	2.39	0.53
1:H:2355:PHE:CE1	1:H:2360:PRO:HB3	2.43	0.53
1:L:6324:ASP:OD1	1:L:6326:MET:N	2.39	0.53
1:A:1086:MET:CE	1:A:1110:LEU:HB2	2.39	0.53
1:C:3302:LYS:HD2	1:D:4092:LYS:HD3	1.90	0.53
1:C:3364:MET:CE	3:C:3:NLX:C18	2.73	0.53
1:I:3348:VAL:O	1:I:3446:MET:HA	2.08	0.53
1:I:3357:TRP:O	1:I:3360:PRO:HD2	2.09	0.53
1:J:4313:ARG:HD3	1:J:4383:TRP:HH2	1.74	0.53
1:L:6417:PHE:O	1:L:6420:LEU:HB3	2.08	0.53
1:C:3382:LEU:HD11	1:C:3420:LEU:HD11	1.90	0.53
1:G:1086:MET:HE3	1:G:1110:LEU:HD12	1.90	0.53
1:G:1304:LEU:HD11	1:G:1318:LEU:HD23	1.89	0.53
1:H:2306:LEU:HD22	1:H:2366:TYR:CE1	2.44	0.53
1:I:3355:PHE:CE1	1:I:3360:PRO:HG3	2.44	0.53
1:I:3429:PRO:O	1:I:3433:VAL:HG23	2.08	0.53
1:L:6235:LEU:HD12	1:L:6327:LEU:CD1	2.32	0.53
1:B:2149:ALA:CB	1:B:2169:GLN:HG3	2.39	0.52
3:D:4:NLX:O2	4:D:7001:HOH:O	2.19	0.52
1:E:5140:HIS:CD2	1:E:5147:GLY:HA3	2.44	0.52

Continued on next page...

Continued from previous page...

Atom-1	Atom-2	Interatomic distance (Å)	Clash overlap (Å)
1:E:5308:LEU:HD21	1:E:5367:PRO:HG2	1.90	0.52
1:F:6359:ILE:HA	3:F:6:NLX:H162	1.91	0.52
1:G:1026:VAL:HG12	1:G:1027:ASP:N	2.24	0.52
1:H:2350:ILE:HD12	1:H:2350:ILE:O	2.09	0.52
3:H:2:NLX:H203	3:H:2:NLX:O4	2.09	0.52
1:J:4132:ARG:HH12	1:J:4206:ALA:HB2	1.73	0.52
1:K:5342:HIS:HA	4:K:7948:HOH:O	2.08	0.52
1:C:3092:LYS:CD	1:D:4302:LYS:HD2	2.39	0.52
1:D:4266:GLU:O	1:D:4270:ILE:HG13	2.08	0.52
1:E:5313:ARG:HA	1:E:5386:TYR:CD2	2.45	0.52
1:H:2024:PRO:HD3	1:H:2037:PHE:CE1	2.45	0.52
1:H:2107:ASN:ND2	1:H:2108:ILE:H	2.07	0.52
1:I:3250:ALA:O	1:I:3256:VAL:HG21	2.08	0.52
1:B:2103:ASN:ND2	1:B:2481:LEU:HD12	2.24	0.52
1:G:1218:PHE:HB2	1:G:1244:ILE:HB	1.91	0.52
1:H:2097:LEU:HD11	1:H:2101:PHE:CE2	2.45	0.52
1:I:3386:TYR:O	1:I:3390:CYS:N	2.40	0.52
1:K:5465:ILE:HD12	1:K:5465:ILE:N	2.24	0.52
1:A:1278:THR:HG21	1:C:3115:ASP:OD2	2.10	0.52
1:C:3024:PRO:HG3	1:C:3037:PHE:CZ	2.45	0.52
1:C:3286:LEU:HA	1:C:3289:LYS:HG2	1.92	0.52
1:E:5348:VAL:O	1:E:5446:MET:HA	2.09	0.52
1:F:6258:LYS:H	1:F:6258:LYS:CE	2.21	0.52
1:G:1348:VAL:O	1:G:1446:MET:HA	2.10	0.52
1:H:2260:ASP:OD1	1:H:2263:PRO:HD3	2.10	0.52
1:K:5370:GLU:O	1:K:5372:GLN:HG3	2.10	0.52
1:L:6023:PRO:HB2	1:L:6034:LEU:CD2	2.38	0.52
1:D:4089:GLN:OE1	1:D:4146:VAL:HB	2.10	0.52
1:E:5140:HIS:HD2	1:E:5141:GLY:O	1.92	0.52
1:G:1221:SER:HB2	3:G:1:NLX:O1	2.10	0.52
1:G:1452:ARG:HG2	1:G:1452:ARG:NH1	2.24	0.52
1:H:2228:SER:CB	1:H:2250:ALA:H	2.23	0.52
1:H:2370:GLU:C	1:H:2372:GLN:N	2.63	0.52
1:K:5246:GLU:O	1:K:5247:SER:HB2	2.10	0.52
1:L:6526:TYR:HE1	1:L:6528:GLN:HG2	1.74	0.52
1:L:6533:THR:O	1:L:6534:GLN:HG3	2.10	0.52
1:E:5404:LEU:CD2	1:E:5416:LEU:HB2	2.40	0.52
1:E:5538:LYS:O	1:E:5541:ASP:HB2	2.08	0.52
1:I:3026:VAL:HG12	1:I:3027:ASP:N	2.24	0.52
1:I:3152:TYR:N	1:I:3152:TYR:CD1	2.77	0.52
1:I:3432:ILE:O	1:I:3435:ARG:HB2	2.09	0.52

Continued on next page...

Continued from previous page...

Atom-1	Atom-2	Interatomic distance (Å)	Clash overlap (Å)
1:J:4482:LYS:HE2	4:J:7544:HOH:O	2.07	0.52
1:K:5223:GLY:O	1:K:5227:VAL:HG23	2.10	0.52
1:L:6225:GLU:HG3	1:L:6255:LEU:HD13	1.91	0.52
1:L:6290:THR:OG1	1:L:6293:GLU:HG3	2.09	0.52
1:A:1133:LEU:HB3	1:A:1134:PRO:HD2	1.91	0.52
1:B:2396:ILE:HB	1:B:2397:PRO:HD3	1.91	0.52
1:C:3436:ASN:HD22	1:C:3436:ASN:N	2.08	0.52
1:F:6097:LEU:HD13	3:F:6:NLX:C19	2.40	0.52
1:F:6395:LEU:HD13	1:F:6550:LEU:HD23	1.91	0.52
1:I:3215:VAL:H	1:I:3241:HIS:CD2	2.25	0.52
1:K:5428:VAL:O	1:K:5432:ILE:HG13	2.09	0.52
1:E:5297:THR:O	1:E:5301:MET:HG2	2.10	0.52
1:H:2371:GLY:HA2	1:H:2414:LYS:CD	2.37	0.52
1:J:4079:ASN:ND2	2:J:479:NAG:C5	2.72	0.52
1:J:4431:VAL:HG21	1:J:4540:LYS:HB2	1.92	0.52
1:K:5186:ARG:HB3	1:K:5324:ASP:HB2	1.91	0.52
1:K:5346:TYR:HB3	1:K:5437:HIS:CD2	2.45	0.52
1:K:5367:PRO:C	1:K:5368:LEU:HD12	2.30	0.52
1:A:1351:ASN:ND2	1:A:1449:PHE:HB3	2.25	0.52
1:A:1498:LYS:CD	1:A:1514:LEU:HD11	2.30	0.52
1:B:2340:ASN:HB3	4:B:7205:HOH:O	2.08	0.52
1:D:4235:LEU:HD12	1:D:4327:LEU:HD12	1.90	0.52
1:I:3389:VAL:HB	1:I:3424:VAL:HG11	1.92	0.52
1:I:3490:ILE:O	1:I:3494:LYS:HG3	2.10	0.52
1:J:4100:LEU:O	1:J:4101:PHE:HD1	1.93	0.52
1:J:4104:ARG:NH2	1:J:4150:SER:O	2.40	0.52
1:J:4252:THR:O	1:J:4254:VAL:N	2.43	0.52
1:B:2190:GLY:O	1:B:2194:GLN:HG3	2.09	0.52
1:D:4042:GLY:N	4:D:7218:HOH:O	2.43	0.52
1:F:6529:ILE:HA	1:F:6533:THR:HG23	1.91	0.52
1:G:1233:SER:OG	1:G:1327:LEU:HD12	2.10	0.52
1:G:1399:ALA:HB2	1:G:1550:LEU:CD2	2.40	0.52
1:I:3407:THR:HG21	1:I:3412:LYS:HD3	1.92	0.52
1:K:5392:ALA:O	1:K:5396:ILE:HG12	2.09	0.52
1:B:2452:ARG:HG2	1:B:2452:ARG:HH11	1.75	0.51
1:D:4023:PRO:HB2	1:D:4034:LEU:HD21	1.90	0.51
1:H:2079:ASN:OD1	2:H:279:NAG:C1	2.58	0.51
1:H:2409:ASP:OD2	1:H:2412:LYS:HB2	2.10	0.51
1:H:2459:MET:SD	1:K:5308:LEU:HD22	2.50	0.51
1:I:3330:LYS:HG3	1:I:3335:LEU:HD21	1.92	0.51
1:A:1402:LYS:HG3	1:A:1402:LYS:O	2.10	0.51

Continued on next page...

Continued from previous page...

Atom-1	Atom-2	Interatomic distance (Å)	Clash overlap (Å)
1:B:2359:ILE:HG23	3:B:2:NLX:C7	2.40	0.51
1:C:3186:ARG:HB3	1:C:3324:ASP:HB2	1.91	0.51
1:E:5079:ASN:HD21	2:E:579:NAG:C1	2.22	0.51
1:E:5370:GLU:C	1:E:5372:GLN:H	2.13	0.51
1:F:6107:ASN:HD22	1:F:6108:ILE:N	2.07	0.51
1:F:6359:ILE:HG12	3:F:6:NLX:H151	1.91	0.51
1:G:1371:GLY:C	1:G:1414:LYS:HD3	2.30	0.51
1:I:3151:THR:HB	1:I:3152:TYR:CD1	2.44	0.51
1:I:3364:MET:HE1	3:I:3:NLX:H171	1.92	0.51
1:K:5278:THR:OG1	1:K:5281:VAL:HG23	2.10	0.51
1:B:2359:ILE:HD13	3:B:2:NLX:H72	1.91	0.51
1:C:3104:ARG:O	1:C:3482:LYS:HE3	2.09	0.51
1:C:3371:GLY:O	1:C:3411:VAL:HG13	2.10	0.51
1:D:4420:LEU:C	1:D:4420:LEU:HD12	2.31	0.51
1:E:5363:LEU:HD13	3:E:5:NLX:H203	1.91	0.51
1:E:5491:ARG:HG2	1:E:5491:ARG:HH11	1.74	0.51
1:H:2501:ALA:O	1:H:2505:ARG:HG2	2.09	0.51
1:J:4230:LEU:O	1:J:4342:HIS:HE1	1.93	0.51
1:K:5057:LYS:HG3	1:K:5058:PRO:HD2	1.92	0.51
1:L:6188:ASN:ND2	1:L:6327:LEU:HD23	2.25	0.51
1:L:6304:LEU:CD2	3:L:6:NLX:H102	2.38	0.51
1:L:6410:THR:HA	1:L:6413:LYS:HG3	1.91	0.51
1:B:2527:LEU:HD11	1:B:2533:THR:HG22	1.93	0.51
1:E:5220:GLU:HG3	4:E:7086:HOH:O	2.11	0.51
1:G:1145:MET:HE1	1:G:1303:PHE:HD1	1.76	0.51
1:I:3386:TYR:N	1:I:3387:PRO:HD2	2.25	0.51
1:J:4221:SER:OG	3:J:4:NLX:O1	2.28	0.51
1:K:5110:LEU:HD11	1:K:5150:SER:HB2	1.92	0.51
1:A:1215:VAL:N	1:A:1241:HIS:HD2	1.96	0.51
1:A:1462:LYS:HE3	1:F:6374:ASP:OD2	2.10	0.51
1:C:3100:LEU:HD13	1:C:3358:LEU:CD1	2.41	0.51
1:E:5203:ASP:N	1:E:5203:ASP:OD1	2.42	0.51
1:F:6426:PHE:O	1:F:6429:PRO:HD2	2.10	0.51
1:H:2343:THR:HB	1:H:2442:ALA:HB2	1.92	0.51
1:A:1124:PRO:HD3	1:A:1158:ALA:HB1	1.92	0.51
1:A:1304:LEU:CG	3:A:1:NLX:H203	2.40	0.51
1:D:4427:GLY:O	1:D:4431:VAL:HG23	2.11	0.51
1:F:6214:SER:HA	1:F:6241:HIS:CD2	2.45	0.51
1:G:1120:ASN:HB2	1:G:1167:THR:OG1	2.11	0.51
1:G:1339:ARG:NH1	1:G:1436:ASN:HD22	2.09	0.51
1:I:3139:ILE:HG12	1:I:3168:ILE:HD11	1.91	0.51

Continued on next page...

Continued from previous page...

Atom-1	Atom-2	Interatomic distance (Å)	Clash overlap (Å)
1:I:3431:VAL:HG21	1:I:3540:LYS:HB2	1.93	0.51
1:J:4174:ILE:HA	1:J:4319:LEU:HD12	1.92	0.51
1:J:4235:LEU:HD12	1:J:4327:LEU:HD12	1.92	0.51
1:J:4313:ARG:HA	1:J:4386:TYR:CD2	2.45	0.51
1:J:4542:LYS:HB2	4:J:7954:HOH:O	2.09	0.51
1:K:5063:LEU:O	1:K:5066:THR:HG23	2.11	0.51
1:A:1104:ARG:HH11	1:A:1104:ARG:HG2	1.74	0.51
1:B:2493:SER:O	1:B:2497:MET:HG3	2.11	0.51
1:C:3333:GLU:OE1	1:C:3333:GLU:N	2.43	0.51
1:D:4289:LYS:HA	1:D:4293:GLU:OE2	2.11	0.51
1:E:5107:ASN:HD22	1:E:5108:ILE:N	2.08	0.51
1:E:5318:LEU:HD11	3:E:5:NLX:H11	1.92	0.51
1:E:5354:GLU:OE1	1:E:5354:GLU:HA	2.11	0.51
1:K:5217:ILE:CD1	1:K:5227:VAL:HG13	2.41	0.51
1:E:5126:ASP:H	1:E:5131:ASN:HD21	1.56	0.51
1:E:5478:ALA:N	1:E:5479:PRO:CD	2.74	0.51
1:F:6025:VAL:HG22	1:F:6034:LEU:HD23	1.92	0.51
1:I:3029:VAL:HG23	1:I:3204:ASN:OD1	2.11	0.51
1:A:1435:ARG:O	1:A:1438:ARG:HB3	2.11	0.51
1:B:2179:SER:O	1:B:2265:ALA:HB2	2.11	0.51
1:B:2531:ALA:C	1:B:2532:ASN:HD22	2.13	0.51
1:G:1334:GLU:O	1:G:1338:GLU:HG2	2.11	0.51
1:H:2104:ARG:HG2	1:H:2104:ARG:NH1	2.26	0.51
1:H:2176:GLY:CA	1:H:2189:TRP:HB2	2.38	0.51
1:H:2252:THR:O	1:H:2252:THR:HG22	2.11	0.51
1:I:3236:ALA:O	1:I:3239:LEU:HB2	2.11	0.51
1:I:3364:MET:SD	3:I:3:NLX:H201	2.50	0.51
1:I:3400:THR:HG23	1:I:3404:LEU:HD12	1.92	0.51
1:L:6444:THR:HG22	1:L:6520:TYR:HB3	1.92	0.51
1:A:1364:MET:HG3	3:A:1:NLX:H82	1.92	0.51
1:A:1486:SER:O	1:A:1490:ILE:HG13	2.11	0.51
1:E:5034:LEU:HB3	1:E:5079:ASN:HA	1.92	0.51
1:E:5220:GLU:HA	1:E:5246:GLU:O	2.11	0.51
1:G:1350:ILE:C	1:G:1351:ASN:HD22	2.14	0.51
1:H:2268:ILE:HD11	1:H:2319:LEU:HD21	1.91	0.51
1:H:2492:LEU:O	1:H:2496:VAL:HG23	2.11	0.51
1:I:3338:GLU:HB2	1:I:3340:ASN:HB2	1.93	0.51
1:K:5371:GLY:CA	1:K:5414:LYS:HD3	2.37	0.51
1:A:1045:GLN:HB2	1:L:6486:SER:HA	1.93	0.50
1:A:1431:VAL:HG11	1:A:1544:VAL:HG21	1.92	0.50
1:B:2385:SER:C	1:B:2387:PRO:HD2	2.32	0.50

Continued on next page...

Continued from previous page...

Atom-1	Atom-2	Interatomic distance (Å)	Clash overlap (Å)
1:E:5220:GLU:HG2	1:E:5472:LEU:HD21	1.92	0.50
1:G:1355:PHE:CE2	1:G:1425:MET:HE2	2.46	0.50
1:G:1526:TYR:CD2	1:G:1539:LEU:HB2	2.45	0.50
1:I:3244:ILE:HG23	1:I:3347:MET:HB3	1.92	0.50
1:J:4508:ASN:OD1	1:J:4510:ASN:HB2	2.11	0.50
1:K:5393:LYS:HA	1:K:5396:ILE:CG1	2.41	0.50
1:K:5429:PRO:O	1:K:5433:VAL:HG23	2.11	0.50
1:D:4171:ARG:O	1:D:4176:GLY:HA3	2.11	0.50
1:F:6447:TYR:C	1:F:6447:TYR:CD2	2.85	0.50
1:G:1152:TYR:N	1:G:1152:TYR:CD1	2.79	0.50
1:H:2097:LEU:HD11	3:H:2:NLX:H11	1.93	0.50
1:K:5420:LEU:HD12	1:K:5547:TRP:CZ2	2.44	0.50
1:L:6420:LEU:HD13	1:L:6547:TRP:CZ2	2.46	0.50
1:L:6452:ARG:HD2	1:L:6464:VAL:O	2.11	0.50
1:B:2359:ILE:CG1	3:B:2:NLX:C7	2.85	0.50
1:C:3143:GLY:CA	3:C:3:NLX:H152	2.34	0.50
1:D:4197:ALA:O	1:D:4201:VAL:HG23	2.11	0.50
1:G:1105:LYS:HE3	1:G:1483:GLU:OE1	2.12	0.50
1:I:3125:ALA:HB1	1:I:3131:ASN:ND2	2.25	0.50
1:I:3467:ASP:OD1	1:I:3468:HIS:N	2.41	0.50
1:J:4262:LYS:HB3	1:J:4263:PRO:HD3	1.92	0.50
1:J:4332:PRO:O	1:J:4336:GLN:HG2	2.11	0.50
1:J:4363:LEU:HD22	3:J:4:NLX:H192	1.93	0.50
1:J:4532:ASN:HB2	4:J:7463:HOH:O	2.10	0.50
1:L:6386:TYR:N	1:L:6387:PRO:HD2	2.27	0.50
1:C:3143:GLY:HA2	3:C:3:NLX:H51	1.94	0.50
1:D:4101:PHE:CE2	3:D:4:NLX:H21	2.46	0.50
1:D:4447:TYR:C	1:D:4447:TYR:CD2	2.84	0.50
1:E:5372:GLN:HB3	4:E:7425:HOH:O	2.11	0.50
1:G:1234:PRO:O	1:G:1237:LYS:HB2	2.12	0.50
1:H:2283:VAL:O	1:H:2287:ARG:HB2	2.11	0.50
1:I:3223:GLY:O	1:I:3227:VAL:HG23	2.10	0.50
1:I:3526:TYR:CD2	1:I:3539:LEU:HB2	2.46	0.50
1:L:6225:GLU:HG3	1:L:6255:LEU:CD1	2.42	0.50
1:A:1498:LYS:HD3	1:A:1502:ASN:HD21	1.76	0.50
1:D:4121:ILE:HG12	1:D:4166:VAL:HG22	1.94	0.50
1:D:4543:GLU:OE2	1:D:4543:GLU:N	2.31	0.50
1:E:5527:LEU:HD11	1:E:5533:THR:HG22	1.92	0.50
1:F:6161:GLU:HG3	1:F:6501:ALA:HB2	1.93	0.50
1:G:1244:ILE:HD11	1:G:1503:PHE:HD2	1.76	0.50
1:I:3252:THR:HG23	1:I:3425:MET:O	2.12	0.50

Continued on next page...

Continued from previous page...

Atom-1	Atom-2	Interatomic distance (Å)	Clash overlap (Å)
1:I:3404:LEU:HD22	1:I:3413:LYS:O	2.10	0.50
1:J:4363:LEU:HD22	3:J:4:NLX:H181	1.92	0.50
1:K:5363:LEU:HB3	3:K:5:NLX:H201	1.93	0.50
1:K:5517:TRP:CE3	1:K:5527:LEU:HD23	2.47	0.50
1:K:5524:GLU:O	1:K:5537:GLN:O	2.29	0.50
1:C:3104:ARG:CZ	1:C:3153:ASP:HB2	2.41	0.50
1:E:5079:ASN:ND2	2:E:579:NAG:C1	2.75	0.50
1:E:5412:LYS:O	1:E:5416:LEU:HG	2.11	0.50
1:F:6428:VAL:HG21	1:F:6547:TRP:CD1	2.47	0.50
1:F:6543:GLU:CD	1:F:6543:GLU:H	2.14	0.50
1:I:3103:ASN:ND2	1:I:3481:LEU:HD12	2.25	0.50
1:I:3330:LYS:HG3	1:I:3335:LEU:CD2	2.41	0.50
1:L:6149:ALA:HB2	1:L:6169:GLN:HG3	1.94	0.50
1:H:2144:LEU:HD22	1:H:2177:PHE:CZ	2.46	0.50
1:I:3038:VAL:HG12	1:I:3039:SER:N	2.26	0.50
1:I:3218:PHE:HA	1:I:3244:ILE:O	2.12	0.50
1:J:4452:ARG:HD2	1:J:4464:VAL:O	2.12	0.50
1:K:5370:GLU:C	1:K:5372:GLN:H	2.15	0.50
3:K:5:NLX:H203	3:K:5:NLX:O4	2.12	0.50
1:L:6420:LEU:HD12	1:L:6420:LEU:C	2.32	0.50
1:A:1463:THR:HG21	1:F:6372:GLN:CB	2.41	0.50
1:D:4480:PHE:O	1:D:4481:LEU:HD23	2.12	0.50
1:G:1363:LEU:HD22	3:G:1:NLX:H181	1.94	0.50
1:H:2257:LYS:CE	1:H:2316:GLN:HE22	2.25	0.50
1:J:4526:TYR:CE1	1:J:4539:LEU:HD13	2.46	0.50
1:K:5264:LEU:HD21	1:K:5319:LEU:HD23	1.94	0.50
1:D:4126:ASP:OD2	1:D:4129:LYS:HG3	2.12	0.50
1:E:5158:ALA:O	1:E:5162:ASN:HA	2.11	0.50
1:F:6242:ARG:HD3	1:F:6503:PHE:O	2.12	0.50
1:F:6252:THR:HG22	1:F:6254:VAL:HG12	1.93	0.50
1:G:1260:ASP:O	1:G:1263:PRO:HD2	2.12	0.50
1:G:1383:TRP:CZ3	1:G:1393:LYS:HB2	2.47	0.50
1:I:3134:PRO:HG2	1:I:3163:VAL:HG12	1.94	0.50
1:I:3257:LYS:NZ	1:I:3316:GLN:CG	2.75	0.50
1:I:3309:GLN:HG3	1:J:4095:GLN:NE2	2.27	0.50
1:K:5271:THR:HG22	1:K:5297:THR:HG23	1.94	0.50
1:A:1233:SER:OG	1:A:1327:LEU:HD12	2.12	0.49
1:B:2053:ILE:HD12	1:B:2121:ILE:HD12	1.94	0.49
1:D:4201:VAL:HG13	1:D:4205:ILE:HB	1.94	0.49
1:E:5135:VAL:HG21	1:E:5205:ILE:HG21	1.93	0.49
1:F:6186:ARG:HB3	1:F:6324:ASP:HB2	1.94	0.49

Continued on next page...

Continued from previous page...

Atom-1	Atom-2	Interatomic distance (Å)	Clash overlap (Å)
1:G:1304:LEU:HD13	1:G:1318:LEU:HB3	1.93	0.49
1:H:2420:LEU:HD12	1:H:2547:TRP:CZ2	2.46	0.49
1:J:4074:TRP:CD2	1:J:4078:LYS:HE2	2.47	0.49
1:J:4370:GLU:HB3	1:J:4372:GLN:HG2	1.93	0.49
1:K:5268:ILE:HD11	1:K:5319:LEU:HD21	1.94	0.49
1:L:6086:MET:HE3	1:L:6110:LEU:HB2	1.93	0.49
1:L:6086:MET:HE2	1:L:6110:LEU:HB2	1.93	0.49
1:L:6143:GLY:HA3	3:L:6:NLX:H11	1.94	0.49
1:L:6260:ASP:O	1:L:6263:PRO:HD2	2.12	0.49
1:L:6545:ALA:HA	1:L:6548:THR:HG22	1.93	0.49
1:A:1348:VAL:O	1:A:1446:MET:HA	2.11	0.49
1:B:2024:PRO:O	1:B:2034:LEU:HD23	2.12	0.49
1:I:3079:ASN:OD1	2:I:379:NAG:C1	2.60	0.49
1:K:5540:LYS:O	1:K:5544:VAL:HG23	2.13	0.49
1:L:6420:LEU:HD11	1:L:6547:TRP:CZ2	2.46	0.49
1:A:1145:MET:HB2	1:A:1304:LEU:CD2	2.42	0.49
1:A:1297:THR:O	1:A:1301:MET:HG2	2.12	0.49
1:D:4161:GLU:OE2	1:D:4498:LYS:CA	2.60	0.49
1:E:5370:GLU:O	1:E:5372:GLN:N	2.45	0.49
1:G:1283:VAL:O	1:G:1287:ARG:HG3	2.12	0.49
1:I:3275:LYS:HG3	4:I:7145:HOH:O	2.11	0.49
1:J:4119:LEU:HD12	1:J:4119:LEU:O	2.12	0.49
1:L:6317:PRO:HG3	1:L:6387:PRO:HB2	1.94	0.49
1:A:1105:LYS:HD2	1:A:1483:GLU:OE2	2.12	0.49
1:A:1382:LEU:HD22	1:A:1420:LEU:HD21	1.93	0.49
1:C:3070:PRO:HG2	4:C:7964:HOH:O	2.12	0.49
1:E:5143:GLY:O	1:E:5318:LEU:HD22	2.13	0.49
1:G:1420:LEU:O	1:G:1424:VAL:HG23	2.12	0.49
1:I:3218:PHE:CB	1:I:3244:ILE:HB	2.43	0.49
1:K:5351:ASN:ND2	1:K:5449:PHE:HB3	2.27	0.49
1:L:6138:TRP:HA	1:L:6218:PHE:O	2.12	0.49
1:A:1302:LYS:HG3	4:A:7839:HOH:O	2.12	0.49
1:B:2478:ALA:HB3	1:B:2479:PRO:HD3	1.93	0.49
1:C:3092:LYS:HZ3	1:D:4302:LYS:HD2	1.76	0.49
1:C:3304:LEU:HD22	3:C:3:NLX:H201	1.95	0.49
1:F:6090:ASP:HB3	1:F:6093:ALA:HB3	1.93	0.49
1:F:6414:LYS:HD2	1:F:6414:LYS:C	2.32	0.49
1:H:2359:ILE:CD1	3:H:2:NLX:H71	2.39	0.49
1:J:4414:LYS:O	1:J:4418:LEU:HG	2.12	0.49
1:K:5258:LYS:H	1:K:5258:LYS:CD	2.06	0.49
1:K:5304:LEU:HD13	3:K:5:NLX:C18	2.37	0.49

Continued on next page...

Continued from previous page...

Atom-1	Atom-2	Interatomic distance (Å)	Clash overlap (Å)
1:K:5311:ASP:OD1	1:K:5313:ARG:HB2	2.12	0.49
1:L:6304:LEU:HD13	3:L:6:NLX:C18	2.41	0.49
1:L:6471:GLU:O	1:L:6475:VAL:HG23	2.12	0.49
1:A:1350:ILE:O	1:A:1448:GLU:HA	2.12	0.49
1:B:2355:PHE:CD2	1:B:2359:ILE:HG21	2.48	0.49
1:C:3313:ARG:HG2	1:C:3386:TYR:CZ	2.48	0.49
1:D:4447:TYR:HA	1:D:4527:LEU:O	2.13	0.49
1:E:5491:ARG:CD	4:E:7007:HOH:O	2.61	0.49
1:H:2057:LYS:HD2	4:H:7830:HOH:O	2.12	0.49
1:H:2103:ASN:ND2	1:H:2481:LEU:HD12	2.28	0.49
1:H:2264:LEU:HD21	1:H:2319:LEU:HD23	1.95	0.49
1:J:4244:ILE:HG12	1:J:4347:MET:HB3	1.94	0.49
1:J:4359:ILE:HG23	3:J:4:NLX:C8	2.43	0.49
1:L:6198:LEU:HD21	1:L:6217:ILE:CG2	2.42	0.49
1:C:3308:LEU:HG	4:C:7642:HOH:O	2.11	0.49
1:D:4335:LEU:HD11	4:D:7303:HOH:O	2.12	0.49
1:G:1468:HIS:NE2	3:G:1:NLX:O1	2.46	0.49
1:H:2304:LEU:HD22	3:H:2:NLX:C20	2.42	0.49
1:H:2348:VAL:O	1:H:2446:MET:HA	2.12	0.49
1:H:2374:ASP:O	1:H:2376:LYS:N	2.46	0.49
1:I:3025:VAL:HG22	1:I:3034:LEU:HD23	1.94	0.49
1:I:3229:VAL:HG11	1:I:3327:LEU:HD21	1.94	0.49
1:J:4473:PHE:HA	4:J:7950:HOH:O	2.11	0.49
1:J:4525:GLY:CA	1:J:4537:GLN:HG2	2.42	0.49
1:K:5060:LEU:CD2	1:K:5114:GLU:HB2	2.43	0.49
1:K:5393:LYS:HA	1:K:5396:ILE:HG12	1.93	0.49
1:K:5428:VAL:HG13	1:K:5544:VAL:HG22	1.94	0.49
1:A:1023:PRO:HB2	1:A:1034:LEU:HD21	1.95	0.49
1:A:1375:GLN:O	1:A:1378:ALA:HB3	2.12	0.49
1:B:2359:ILE:HB	1:B:2360:PRO:HD3	1.91	0.49
1:C:3540:LYS:O	1:C:3544:VAL:HG23	2.13	0.49
1:D:4024:PRO:HD3	1:D:4037:PHE:CD1	2.48	0.49
1:F:6375:GLN:HG3	1:F:6400:THR:HG22	1.94	0.49
1:G:1149:ALA:HB2	1:G:1168:ILE:O	2.12	0.49
1:G:1374:ASP:O	1:G:1376:LYS:N	2.46	0.49
1:H:2349:GLY:HA3	1:H:2447:TYR:CE1	2.48	0.49
1:H:2404:LEU:HD13	1:H:2413:LYS:CG	2.43	0.49
1:I:3330:LYS:NZ	1:I:3330:LYS:HB3	2.27	0.49
1:I:3355:PHE:CD1	1:I:3360:PRO:HG3	2.48	0.49
1:A:1304:LEU:HG	3:A:1:NLX:H151	1.93	0.49
1:B:2452:ARG:NH1	4:B:7528:HOH:O	2.44	0.49

Continued on next page...

Continued from previous page...

Atom-1	Atom-2	Interatomic distance (Å)	Clash overlap (Å)
1:E:5068:PRO:HB3	1:E:5193:ASP:OD1	2.13	0.49
1:E:5404:LEU:HD22	1:E:5416:LEU:HB2	1.93	0.49
1:F:6478:ALA:N	1:F:6479:PRO:CD	2.75	0.49
1:G:1079:ASN:ND2	2:G:179:NAG:C1	2.76	0.49
1:H:2402:LYS:HG2	1:H:2546:PHE:CE1	2.47	0.49
1:J:4182:ASP:HB2	1:J:4183:GLU:OE2	2.13	0.49
1:J:4297:THR:O	1:J:4301:MET:HG2	2.13	0.49
1:K:5468:HIS:NE2	3:K:5:NLX:O3	2.46	0.49
1:B:2251:LEU:HB2	1:B:2429:PRO:HB3	1.95	0.49
1:D:4034:LEU:HD12	1:D:4079:ASN:OD1	2.13	0.49
1:G:1216:THR:OG1	1:G:1504:ALA:HA	2.12	0.49
1:G:1292:GLU:HG2	4:G:7529:HOH:O	2.11	0.49
1:G:1523:LYS:HB3	1:G:1537:GLN:OE1	2.12	0.49
1:H:2204:ASN:O	1:H:2206:ALA:N	2.45	0.49
1:I:3543:GLU:OE2	1:I:3543:GLU:N	2.41	0.49
1:J:4176:GLY:HA2	1:J:4189:TRP:HB2	1.95	0.49
1:K:5101:PHE:CE1	1:K:5469:GLY:HA3	2.48	0.49
1:L:6051:LEU:HD13	1:L:6083:TYR:CD1	2.48	0.49
1:L:6264:LEU:O	1:L:6268:ILE:HD13	2.12	0.49
1:A:1269:ALA:HB2	1:A:1282:MET:HE3	1.94	0.48
1:A:1330:LYS:HB2	1:A:1335:LEU:CD2	2.43	0.48
1:C:3024:PRO:HG3	1:C:3037:PHE:CE1	2.47	0.48
1:C:3156:ALA:O	1:C:3160:HIS:HB2	2.13	0.48
1:C:3464:VAL:HG22	1:D:4370:GLU:OE1	2.13	0.48
1:E:5024:PRO:HD3	1:E:5037:PHE:CD1	2.47	0.48
1:E:5339:ARG:NH1	1:E:5339:ARG:HG2	2.28	0.48
1:G:1104:ARG:HH12	1:G:1153:ASP:HB2	1.78	0.48
1:G:1338:GLU:O	1:G:1340:ASN:N	2.46	0.48
1:J:4278:THR:OG1	1:J:4281:VAL:HG23	2.13	0.48
1:K:5361:MET:SD	1:K:5363:LEU:HG	2.52	0.48
1:L:6304:LEU:HB3	3:L:6:NLX:H172	1.94	0.48
1:B:2079:ASN:HD21	2:B:279:NAG:C1	2.26	0.48
1:B:2308:LEU:HD22	1:E:5459:MET:SD	2.53	0.48
1:B:2370:GLU:O	1:B:2372:GLN:HG3	2.13	0.48
1:D:4309:GLN:NE2	1:D:4310:GLY:N	2.61	0.48
1:E:5452:ARG:HE	1:E:5462:LYS:HA	1.78	0.48
1:K:5359:ILE:HG12	3:K:5:NLX:H151	1.96	0.48
1:B:2254:VAL:HG21	1:B:2388:LEU:HD23	1.95	0.48
1:C:3257:LYS:HE3	1:C:3322:VAL:HG12	1.95	0.48
1:E:5176:GLY:HA2	1:E:5189:TRP:HB2	1.95	0.48
1:E:5538:LYS:HB3	1:E:5541:ASP:HB2	1.95	0.48

Continued on next page...

Continued from previous page...

Atom-1	Atom-2	Interatomic distance (Å)	Clash overlap (Å)
1:F:6202:GLN:NE2	1:F:6212:PRO:O	2.46	0.48
1:G:1142:GLY:CA	3:G:1:NLX:H152	2.43	0.48
1:H:2237:LYS:O	1:H:2238:ASN:HB2	2.11	0.48
1:J:4187:GLY:O	1:J:4188:ASN:HB2	2.13	0.48
1:J:4551:PHE:C	1:J:4553:LYS:H	2.16	0.48
1:K:5215:VAL:H	1:K:5241:HIS:CD2	2.19	0.48
1:K:5380:SER:O	1:K:5384:LYS:HG2	2.13	0.48
1:K:5420:LEU:CD1	1:K:5547:TRP:HZ2	2.24	0.48
1:A:1068:PRO:HA	4:A:7198:HOH:O	2.13	0.48
1:A:1304:LEU:HG	3:A:1:NLX:O4	2.12	0.48
1:L:6478:ALA:N	1:L:6479:PRO:CD	2.76	0.48
1:A:1358:LEU:O	1:A:1363:LEU:HD12	2.14	0.48
1:B:2255:LEU:HD23	1:B:2318:LEU:HD13	1.94	0.48
1:C:3112:LEU:O	1:C:3113:SER:HB2	2.13	0.48
1:E:5338:GLU:HG3	1:E:5338:GLU:O	2.13	0.48
1:G:1087:CYS:O	1:G:1088:THR:C	2.51	0.48
1:G:1318:LEU:HD12	1:G:1318:LEU:O	2.12	0.48
1:I:3251:LEU:HD21	1:I:3333:GLU:HG3	1.96	0.48
1:I:3251:LEU:HD12	1:I:3433:VAL:CG2	2.44	0.48
1:K:5353:GLN:O	1:K:5467:ASP:HA	2.13	0.48
1:K:5478:ALA:N	1:K:5479:PRO:CD	2.76	0.48
1:A:1251:LEU:HD12	1:A:1433:VAL:CG2	2.43	0.48
1:A:1311:ASP:OD1	1:A:1313:ARG:HB2	2.14	0.48
1:B:2520:TYR:CZ	1:B:2524:GLU:HG2	2.49	0.48
1:C:3268:ILE:HG12	1:C:3301:MET:CE	2.44	0.48
1:C:3290:THR:HG23	1:C:3293:GLU:OE2	2.12	0.48
1:F:6136:MET:HB3	1:F:6218:PHE:HE1	1.79	0.48
1:F:6145:MET:HE1	1:F:6303:PHE:CD1	2.48	0.48
1:F:6188:ASN:ND2	1:F:6324:ASP:OD2	2.44	0.48
1:G:1086:MET:HE1	4:G:7232:HOH:O	2.13	0.48
1:G:1304:LEU:CG	3:G:1:NLX:H203	2.36	0.48
1:G:1308:LEU:HD22	1:L:6459:MET:SD	2.53	0.48
1:H:2297:THR:O	1:H:2301:MET:HG2	2.14	0.48
1:J:4145:MET:HG3	1:J:4304:LEU:HD11	1.96	0.48
1:K:5349:GLY:HA3	1:K:5447:TYR:CE1	2.49	0.48
1:B:2292:GLU:O	1:B:2296:GLU:HG3	2.13	0.48
1:E:5286:LEU:HA	1:E:5289:LYS:HG3	1.96	0.48
1:G:1140:HIS:CD2	1:G:1147:GLY:HA3	2.48	0.48
1:H:2101:PHE:CE2	3:H:2:NLX:H21	2.49	0.48
1:J:4079:ASN:CG	2:J:479:NAG:C1	2.82	0.48
1:L:6182:ASP:HB2	1:L:6183:GLU:OE2	2.14	0.48

Continued on next page...

Continued from previous page...

Atom-1	Atom-2	Interatomic distance (Å)	Clash overlap (Å)
1:A:1024:PRO:HD3	1:A:1037:PHE:CD1	2.48	0.48
1:A:1284:HIS:O	1:A:1288:GLN:OE1	2.32	0.48
1:B:2143:GLY:O	1:B:2144:LEU:HB2	2.14	0.48
1:C:3026:VAL:HG13	4:C:7260:HOH:O	2.13	0.48
1:D:4140:HIS:HD2	1:D:4141:GLY:O	1.97	0.48
1:I:3426:PHE:HE2	3:I:3:NLX:HO11	1.60	0.48
1:K:5099:GLU:HG3	1:K:5107:ASN:OD1	2.13	0.48
1:K:5217:ILE:O	1:K:5243:ALA:HA	2.14	0.48
1:L:6324:ASP:OD1	1:L:6327:LEU:N	2.36	0.48
1:L:6492:LEU:O	1:L:6496:VAL:HG23	2.14	0.48
1:B:2174:ILE:CG1	1:B:2298:THR:HG22	2.44	0.48
1:B:2318:LEU:CD1	3:B:2:NLX:H171	2.43	0.48
1:B:2499:PHE:HZ	1:B:2515:PRO:HG2	1.78	0.48
1:C:3475:VAL:HG22	1:C:3496:VAL:HG11	1.96	0.48
1:D:4143:GLY:O	1:D:4145:MET:HG2	2.13	0.48
1:E:5215:VAL:H	1:E:5241:HIS:CD2	2.28	0.48
1:E:5465:ILE:HD12	1:E:5465:ILE:N	2.29	0.48
1:E:5502:ASN:O	1:E:5506:ASN:HB2	2.14	0.48
1:F:6107:ASN:HD22	1:F:6108:ILE:H	1.62	0.48
1:F:6359:ILE:HG12	3:F:6:NLX:C15	2.43	0.48
1:H:2143:GLY:HA3	3:H:2:NLX:C15	2.44	0.48
1:H:2363:LEU:HD22	3:H:2:NLX:H181	1.94	0.48
1:H:2478:ALA:N	1:H:2479:PRO:CD	2.77	0.48
1:I:3324:ASP:OD2	1:I:3327:LEU:HB3	2.13	0.48
1:J:4079:ASN:ND2	2:J:479:NAG:H5	2.26	0.48
1:K:5104:ARG:HG2	1:K:5104:ARG:HH11	1.78	0.48
1:K:5404:LEU:O	1:K:5413:LYS:HE2	2.13	0.48
1:A:1040:LEU:HD22	1:A:1156:ALA:HA	1.96	0.48
1:C:3436:ASN:N	1:C:3436:ASN:ND2	2.61	0.48
1:C:3543:GLU:OE2	1:C:3543:GLU:N	2.42	0.48
1:D:4461:PRO:HG2	1:D:4464:VAL:CG2	2.44	0.48
1:E:5039:SER:OG	1:E:5046:PRO:HG3	2.14	0.48
1:E:5187:GLY:O	1:E:5188:ASN:HB2	2.14	0.48
1:E:5404:LEU:HD22	1:E:5413:LYS:O	2.14	0.48
1:G:1478:ALA:N	1:G:1479:PRO:CD	2.77	0.48
1:H:2202:GLN:HG2	4:H:7675:HOH:O	2.13	0.48
1:H:2311:ASP:HB3	1:H:2314:GLU:HG2	1.96	0.48
1:I:3257:LYS:HZ3	1:I:3316:GLN:CG	2.27	0.48
1:J:4130:LYS:HD3	1:J:4131:ASN:N	2.27	0.48
1:J:4353:GLN:NE2	1:J:4465:ILE:H	2.12	0.48
1:K:5309:GLN:NE2	4:K:7219:HOH:O	2.42	0.48

Continued on next page...

Continued from previous page...

Atom-1	Atom-2	Interatomic distance (Å)	Clash overlap (Å)
1:K:5550:LEU:HD23	1:K:5550:LEU:C	2.34	0.48
1:A:1024:PRO:HB3	1:A:1037:PHE:CZ	2.49	0.47
1:A:1128:THR:HG23	4:A:7990:HOH:O	2.13	0.47
1:B:2223:GLY:O	1:B:2227:VAL:HG23	2.14	0.47
1:B:2420:LEU:C	1:B:2420:LEU:HD12	2.34	0.47
1:D:4296:GLU:O	1:D:4300:LYS:HG3	2.14	0.47
1:D:4382:LEU:HD11	1:D:4391:ILE:HD12	1.95	0.47
1:D:4423:ASP:OD1	1:D:4540:LYS:CE	2.62	0.47
1:F:6140:HIS:CD2	1:F:6147:GLY:HA3	2.49	0.47
1:G:1104:ARG:CZ	1:G:1153:ASP:HB2	2.43	0.47
1:G:1161:GLU:OE2	1:G:1498:LYS:HG2	2.14	0.47
1:H:2143:GLY:O	1:H:2318:LEU:HD22	2.14	0.47
1:H:2338:GLU:HB3	1:H:2340:ASN:OD1	2.14	0.47
1:I:3492:LEU:O	1:I:3496:VAL:HG23	2.14	0.47
1:K:5100:LEU:HD22	1:K:5457:SER:HB2	1.96	0.47
1:G:1134:PRO:CG	1:G:1163:VAL:HG12	2.29	0.47
1:H:2225:GLU:O	1:H:2228:SER:N	2.47	0.47
1:H:2368:LEU:HB2	1:K:5369:SER:HA	1.95	0.47
1:H:2385:SER:O	1:H:2389:VAL:HG22	2.15	0.47
1:I:3237:LYS:O	1:I:3238:ASN:HB2	2.14	0.47
1:J:4319:LEU:N	1:J:4319:LEU:HD23	2.28	0.47
1:L:6313:ARG:HG2	1:L:6386:TYR:CE2	2.49	0.47
1:B:2143:GLY:HA3	3:B:2:NLX:H161	1.96	0.47
1:B:2359:ILE:CB	1:B:2360:PRO:CD	2.91	0.47
1:D:4257:LYS:NZ	1:D:4316:GLN:HG3	2.28	0.47
1:F:6409:ASP:OD2	1:F:6412:LYS:HB2	2.14	0.47
1:G:1034:LEU:O	1:G:1081:THR:HG23	2.15	0.47
1:H:2350:ILE:HD12	1:H:2350:ILE:C	2.35	0.47
1:I:3044:ALA:O	1:I:3046:PRO:HD3	2.13	0.47
1:J:4218:PHE:N	1:J:4218:PHE:CD1	2.82	0.47
1:J:4349:GLY:HA3	1:J:4447:TYR:CE1	2.50	0.47
1:J:4412:LYS:O	1:J:4416:LEU:HG	2.14	0.47
1:J:4417:PHE:O	1:J:4420:LEU:HB3	2.14	0.47
1:A:1249:VAL:HB	1:A:1433:VAL:HG21	1.96	0.47
1:B:2220:GLU:OE1	1:B:2221:SER:CB	2.58	0.47
1:C:3092:LYS:HD2	1:D:4302:LYS:HD2	1.97	0.47
1:C:3304:LEU:HD22	3:C:3:NLX:C20	2.43	0.47
1:E:5257:LYS:HA	4:E:7588:HOH:O	2.13	0.47
1:F:6396:ILE:HB	1:F:6397:PRO:HD3	1.96	0.47
1:G:1302:LYS:HB2	1:L:6092:LYS:NZ	2.29	0.47
1:G:1417:PHE:HD1	1:G:1420:LEU:HD23	1.79	0.47

Continued on next page...

Continued from previous page...

Atom-1	Atom-2	Interatomic distance (Å)	Clash overlap (Å)
1:J:4363:LEU:CD1	3:J:4:NLX:H181	2.32	0.47
1:A:1119:LEU:HD12	1:A:1119:LEU:O	2.15	0.47
1:F:6107:ASN:ND2	1:F:6108:ILE:N	2.62	0.47
1:F:6375:GLN:HG3	1:F:6400:THR:CG2	2.45	0.47
1:G:1349:GLY:HA3	1:G:1447:TYR:CZ	2.50	0.47
1:G:1547:TRP:CZ3	1:G:1550:LEU:HD23	2.50	0.47
1:H:2278:THR:OG1	1:H:2281:VAL:HG23	2.14	0.47
1:I:3024:PRO:HG3	1:I:3037:PHE:CE2	2.50	0.47
1:I:3225:GLU:CB	1:I:3255:LEU:HD13	2.44	0.47
1:I:3318:LEU:HG	3:I:3:NLX:C18	2.44	0.47
1:I:3364:MET:CG	3:I:3:NLX:H201	2.43	0.47
1:J:4183:GLU:OE2	1:J:4183:GLU:N	2.47	0.47
1:K:5104:ARG:NH1	1:K:5104:ARG:HG2	2.29	0.47
1:K:5354:GLU:HB2	1:K:5422:ALA:HB1	1.96	0.47
1:L:6414:LYS:O	1:L:6418:LEU:HG	2.14	0.47
1:A:1218:PHE:HB3	1:A:1244:ILE:HB	1.94	0.47
1:A:1375:GLN:NE2	1:A:1400:THR:HG22	2.25	0.47
1:C:3402:LYS:HG2	1:C:3546:PHE:CE1	2.49	0.47
1:E:5428:VAL:O	1:E:5429:PRO:C	2.50	0.47
1:G:1518:PRO:HG2	4:G:7779:HOH:O	2.14	0.47
1:H:2035:GLY:HA2	1:H:2081:THR:HG22	1.97	0.47
1:I:3258:LYS:H	1:I:3258:LYS:CE	2.27	0.47
1:J:4277:THR:HG21	1:L:6113:SER:HB2	1.96	0.47
1:J:4302:LYS:HB3	1:J:4302:LYS:HZ3	1.77	0.47
1:J:4449:PHE:CE2	1:J:4471:GLU:HA	2.50	0.47
1:K:5363:LEU:HD13	3:K:5:NLX:C20	2.45	0.47
1:K:5549:ASN:O	1:K:5552:ALA:HB3	2.15	0.47
1:L:6447:TYR:HB3	1:L:6517:TRP:CZ2	2.50	0.47
1:A:1201:VAL:O	1:A:1205:ILE:HB	2.14	0.47
1:A:1296:GLU:O	1:A:1300:LYS:HG3	2.15	0.47
1:B:2092:LYS:HD2	1:E:5302:LYS:HE3	1.97	0.47
1:D:4145:MET:CG	1:D:4304:LEU:HD11	2.45	0.47
1:D:4478:ALA:HB3	1:D:4479:PRO:HD3	1.96	0.47
1:E:5339:ARG:HG2	1:E:5339:ARG:HH11	1.80	0.47
1:E:5363:LEU:HB3	3:E:5:NLX:C20	2.35	0.47
1:E:5456:SER:HB3	1:E:5460:LYS:HD2	1.97	0.47
1:G:1241:HIS:O	1:G:1242:ARG:HD3	2.15	0.47
1:G:1380:SER:O	1:G:1383:TRP:HB3	2.15	0.47
1:H:2366:TYR:OH	1:H:2385:SER:HB3	2.15	0.47
1:H:2417:PHE:O	1:H:2420:LEU:HB3	2.15	0.47
1:I:3191:HIS:CD2	1:I:3321:THR:HG23	2.50	0.47

Continued on next page...

Continued from previous page...

Atom-1	Atom-2	Interatomic distance (Å)	Clash overlap (Å)
1:I:3301:MET:HB2	1:I:3303:PHE:CE1	2.49	0.47
1:I:3366:TYR:HA	1:I:3367:PRO:HD3	1.76	0.47
1:J:4258:LYS:HD3	1:J:4258:LYS:N	2.30	0.47
1:J:4264:LEU:HG	1:J:4316:GLN:HG2	1.96	0.47
1:J:4398:GLU:OE2	1:J:4550:LEU:HD13	2.15	0.47
1:L:6145:MET:HB3	1:L:6304:LEU:HD11	1.96	0.47
1:L:6363:LEU:HD22	3:L:6:NLX:C20	2.44	0.47
1:L:6526:TYR:CZ	1:L:6536:ALA:HB3	2.50	0.47
1:A:1304:LEU:HD12	1:A:1318:LEU:HD23	1.96	0.47
1:B:2366:TYR:HD2	1:B:2368:LEU:HD13	1.79	0.47
1:G:1262:LYS:HB3	1:G:1263:PRO:HD3	1.97	0.47
1:G:1508:ASN:OD1	1:G:1510:ASN:HB2	2.15	0.47
1:I:3428:VAL:HG21	1:I:3547:TRP:CD1	2.48	0.47
1:I:3478:ALA:O	1:I:3482:LYS:HB2	2.15	0.47
1:A:1374:ASP:O	1:A:1375:GLN:C	2.54	0.47
1:B:2074:TRP:CD2	1:B:2078:LYS:HE2	2.50	0.47
1:C:3395:LEU:HB3	1:C:3550:LEU:HD11	1.97	0.47
1:G:1140:HIS:HE1	4:G:7298:HOH:O	1.97	0.47
1:G:1302:LYS:CG	1:L:6092:LYS:HZ3	2.20	0.47
1:G:1354:GLU:HG3	1:G:1426:PHE:HB2	1.97	0.47
1:H:2101:PHE:HE2	3:H:2:NLX:H21	1.80	0.47
1:H:2126:ASP:OD1	1:H:2128:THR:HG23	2.14	0.47
1:I:3024:PRO:HG3	1:I:3037:PHE:CZ	2.49	0.47
1:I:3125:ALA:HB2	1:I:3133:LEU:CD1	2.45	0.47
1:I:3221:SER:OG	1:I:3222:ALA:N	2.47	0.47
1:I:3381:LEU:CD2	1:J:4459:MET:HG2	2.44	0.47
1:J:4218:PHE:N	1:J:4218:PHE:HD1	2.12	0.47
1:K:5254:VAL:O	1:K:5254:VAL:HG22	2.15	0.47
1:K:5264:LEU:HD22	1:K:5316:GLN:NE2	2.29	0.47
1:L:6339:ARG:HH21	1:L:6439:ASP:HB2	1.80	0.47
1:A:1304:LEU:CD2	3:A:1:NLX:H151	2.45	0.47
1:E:5083:TYR:CE2	1:E:5108:ILE:HD13	2.49	0.47
1:E:5114:GLU:HG3	1:E:5291:GLU:OE2	2.16	0.47
1:G:1087:CYS:HB3	4:G:7585:HOH:O	2.15	0.47
1:G:1201:VAL:O	1:G:1205:ILE:HB	2.14	0.47
1:H:2179:SER:O	1:H:2265:ALA:HB2	2.15	0.47
1:H:2363:LEU:CB	3:H:2:NLX:H181	2.25	0.47
1:L:6029:VAL:HG13	4:L:7981:HOH:O	2.15	0.47
1:D:4304:LEU:HB3	3:D:4:NLX:C20	2.40	0.46
1:E:5437:HIS:CD2	1:E:5444:THR:OG1	2.69	0.46
1:G:1513:GLY:O	1:G:1514:LEU:HD23	2.15	0.46

Continued on next page...

Continued from previous page...

Atom-1	Atom-2	Interatomic distance (Å)	Clash overlap (Å)
1:H:2375:GLN:NE2	1:H:2400:THR:HG22	2.30	0.46
1:I:3317:PRO:C	3:I:3:NLX:H192	2.36	0.46
1:J:4107:ASN:HD22	1:J:4108:ILE:N	2.12	0.46
1:J:4376:LYS:HA	1:J:4379:MET:HE2	1.96	0.46
1:K:5068:PRO:HB3	1:K:5193:ASP:OD1	2.14	0.46
1:K:5258:LYS:N	1:K:5258:LYS:CD	2.71	0.46
1:K:5407:THR:OG1	1:K:5408:ASP:N	2.48	0.46
1:L:6136:MET:HB3	1:L:6218:PHE:CE1	2.50	0.46
1:L:6435:ARG:NH1	1:L:6544:VAL:HG11	2.30	0.46
1:L:6480:PHE:N	1:L:6480:PHE:CD1	2.83	0.46
1:L:6499:PHE:HD2	1:L:6509:PRO:O	1.99	0.46
1:A:1188:ASN:O	1:A:1189:TRP:C	2.53	0.46
3:B:2:NLX:H203	3:B:2:NLX:O4	2.15	0.46
1:D:4041:GLU:HB3	4:D:7218:HOH:O	2.14	0.46
1:E:5183:GLU:OE2	1:E:5183:GLU:N	2.41	0.46
1:F:6143:GLY:O	1:F:6145:MET:HG2	2.15	0.46
1:G:1543:GLU:O	1:G:1547:TRP:CD1	2.68	0.46
1:K:5420:LEU:CD1	1:K:5547:TRP:CZ2	2.98	0.46
1:L:6107:ASN:HD22	1:L:6108:ILE:H	1.63	0.46
1:E:5540:LYS:O	1:E:5544:VAL:HG23	2.15	0.46
1:F:6142:GLY:C	3:F:6:NLX:H82	2.36	0.46
1:K:5395:LEU:HD13	1:K:5550:LEU:HD23	1.98	0.46
1:B:2403:TYR:O	1:B:2416:LEU:HD13	2.15	0.46
1:F:6330:LYS:HG3	1:F:6335:LEU:CD2	2.44	0.46
1:G:1437:HIS:O	1:G:1440:ALA:HB3	2.16	0.46
1:G:1438:ARG:NH1	1:G:1524:GLU:HG2	2.31	0.46
1:H:2359:ILE:HG12	3:H:2:NLX:C8	2.46	0.46
1:I:3368:LEU:O	1:J:4369:SER:HA	2.14	0.46
1:J:4274:CYS:SG	1:J:4285:CYS:SG	3.04	0.46
1:J:4318:LEU:HD12	1:J:4318:LEU:O	2.16	0.46
1:L:6416:LEU:O	1:L:6419:ASP:HB2	2.15	0.46
1:A:1129:LYS:HD3	4:A:7882:HOH:O	2.15	0.46
1:F:6120:ASN:HB2	1:F:6167:THR:OG1	2.16	0.46
1:G:1211:ASN:HD22	1:G:1214:SER:HB3	1.80	0.46
1:H:2386:TYR:N	1:H:2387:PRO:CD	2.78	0.46
1:I:3218:PHE:CD1	1:I:3218:PHE:N	2.84	0.46
1:K:5183:GLU:OE2	1:K:5183:GLU:N	2.44	0.46
1:K:5264:LEU:HD22	1:K:5316:GLN:HE21	1.80	0.46
1:K:5447:TYR:HB3	1:K:5517:TRP:CZ2	2.51	0.46
1:L:6107:ASN:HD22	1:L:6108:ILE:N	2.13	0.46
1:L:6363:LEU:HB3	3:L:6:NLX:C20	2.44	0.46

Continued on next page...

Continued from previous page...

Atom-1	Atom-2	Interatomic distance (Å)	Clash overlap (Å)
1:A:1099:GLU:HG2	1:A:1107:ASN:OD1	2.16	0.46
1:A:1220:GLU:OE2	1:A:1221:SER:HB2	2.16	0.46
1:A:1394:GLU:O	1:A:1397:PRO:HD2	2.14	0.46
1:B:2452:ARG:HG2	1:B:2452:ARG:NH1	2.29	0.46
1:E:5343:THR:HB	1:E:5442:ALA:HB2	1.98	0.46
1:F:6492:LEU:HD12	1:F:6495:MET:HE2	1.97	0.46
1:G:1216:THR:HG23	1:G:1242:ARG:HB2	1.96	0.46
1:H:2241:HIS:C	1:H:2242:ARG:HD2	2.36	0.46
1:H:2353:GLN:HG3	1:H:2465:ILE:O	2.16	0.46
1:I:3057:LYS:HD3	1:I:3063:LEU:HD11	1.98	0.46
1:I:3446:MET:HE1	1:I:3539:LEU:HD23	1.97	0.46
1:K:5160:HIS:CE1	1:K:5480:PHE:CE2	3.04	0.46
1:B:2218:PHE:HB3	1:B:2244:ILE:HB	1.98	0.46
1:B:2428:VAL:HG13	1:B:2544:VAL:HG22	1.96	0.46
1:C:3375:GLN:HE21	1:C:3375:GLN:HB3	1.57	0.46
1:E:5373:LEU:H	1:E:5410:THR:HB	1.81	0.46
1:E:5491:ARG:NE	4:E:7007:HOH:O	2.42	0.46
1:F:6268:ILE:HG12	1:F:6301:MET:CE	2.46	0.46
1:G:1079:ASN:CG	2:G:179:NAG:C1	2.84	0.46
1:G:1086:MET:CE	1:G:1148:ALA:HB2	2.45	0.46
1:K:5550:LEU:C	1:K:5552:ALA:H	2.18	0.46
1:A:1152:TYR:N	1:A:1152:TYR:CD1	2.84	0.46
1:B:2258:LYS:O	1:B:2258:LYS:HD2	2.16	0.46
1:B:2304:LEU:HD23	3:B:2:NLX:H191	1.98	0.46
1:C:3140:HIS:HD2	1:C:3141:GLY:O	1.97	0.46
1:C:3329:LEU:C	1:C:3330:LYS:HG2	2.36	0.46
1:E:5358:LEU:HG	1:E:5363:LEU:HD12	1.98	0.46
1:F:6359:ILE:CD1	3:F:6:NLX:H151	2.45	0.46
1:G:1536:ALA:O	1:G:1537:GLN:HG2	2.16	0.46
1:H:2361:MET:CE	1:H:2363:LEU:HG	2.46	0.46
1:H:2363:LEU:HD22	3:H:2:NLX:C18	2.46	0.46
1:I:3096:LEU:HD13	1:J:4309:GLN:HB2	1.98	0.46
1:J:4375:GLN:HE21	1:J:4375:GLN:HB3	1.55	0.46
1:L:6060:LEU:CD2	1:L:6114:GLU:HB3	2.45	0.46
1:A:1220:GLU:HA	1:A:1246:GLU:O	2.16	0.46
2:A:179:NAG:O4	2:A:180:NAG:C1	2.64	0.46
1:B:2353:GLN:HE22	1:B:2465:ILE:H	1.62	0.46
1:B:2458:ASP:HB2	4:E:7333:HOH:O	2.16	0.46
1:C:3445:TYR:CZ	1:C:3509:PRO:HD2	2.51	0.46
1:C:3501:ALA:O	1:C:3505:ARG:HG2	2.14	0.46
1:E:5242:ARG:HG3	1:E:5242:ARG:NH1	2.28	0.46

Continued on next page...

Continued from previous page...

Atom-1	Atom-2	Interatomic distance (Å)	Clash overlap (Å)
1:F:6103:ASN:ND2	1:F:6476:PHE:HB3	2.31	0.46
1:F:6296:GLU:O	1:F:6300:LYS:HG3	2.15	0.46
1:F:6349:GLY:HA3	1:F:6447:TYR:CE1	2.51	0.46
1:G:1145:MET:HG3	1:G:1304:LEU:HD21	1.98	0.46
1:G:1355:PHE:CD1	1:G:1360:PRO:HG3	2.50	0.46
1:I:3103:ASN:HD22	1:I:3481:LEU:HD12	1.80	0.46
1:L:6161:GLU:HB3	1:L:6501:ALA:CB	2.46	0.46
1:L:6205:ILE:HA	1:L:6205:ILE:HD12	1.69	0.46
1:L:6452:ARG:HG2	1:L:6452:ARG:HH11	1.81	0.46
1:A:1104:ARG:NH1	1:A:1153:ASP:HB2	2.29	0.46
1:A:1334:GLU:O	1:A:1337:ALA:HB3	2.16	0.46
1:D:4251:LEU:HD12	1:D:4433:VAL:HG23	1.96	0.46
1:D:4453:PRO:HD2	1:D:4470:ASP:OD2	2.15	0.46
1:E:5186:ARG:HB3	1:E:5324:ASP:HB2	1.98	0.46
1:H:2087:CYS:HB3	4:H:7192:HOH:O	2.15	0.46
1:J:4256:VAL:HG12	1:J:4258:LYS:HD2	1.98	0.46
1:K:5428:VAL:N	1:K:5429:PRO:CD	2.79	0.46
1:A:1386:TYR:N	1:A:1387:PRO:CD	2.79	0.45
1:A:1425:MET:O	1:A:1429:PRO:HG2	2.16	0.45
1:B:2417:PHE:O	1:B:2420:LEU:HB3	2.15	0.45
1:E:5354:GLU:O	1:E:5468:HIS:HB2	2.17	0.45
1:G:1103:ASN:ND2	1:G:1476:PHE:HB3	2.31	0.45
1:H:2143:GLY:O	1:H:2144:LEU:HB2	2.16	0.45
1:H:2346:TYR:HD2	1:H:2347:MET:N	2.14	0.45
1:I:3161:GLU:HB3	1:I:3501:ALA:CB	2.46	0.45
1:I:3462:LYS:NZ	1:J:4376:LYS:HZ2	2.14	0.45
1:J:4143:GLY:N	3:J:4:NLX:H152	2.31	0.45
1:K:5212:PRO:HG2	4:K:7443:HOH:O	2.16	0.45
1:K:5395:LEU:HD23	4:K:7575:HOH:O	2.15	0.45
1:L:6187:GLY:O	1:L:6188:ASN:HB2	2.16	0.45
1:L:6304:LEU:HD13	3:L:6:NLX:C19	2.46	0.45
1:L:6351:ASN:ND2	4:L:7041:HOH:O	2.49	0.45
1:B:2124:PRO:HD3	1:B:2158:ALA:HB1	1.98	0.45
1:B:2540:LYS:O	1:B:2544:VAL:HG23	2.16	0.45
1:C:3355:PHE:CE1	1:C:3421:ILE:HG21	2.50	0.45
1:C:3409:ASP:HB3	1:C:3412:LYS:HB3	1.98	0.45
1:E:5091:PRO:HG3	1:E:5112:LEU:CD1	2.37	0.45
1:H:2190:GLY:O	1:H:2193:ASP:HB2	2.16	0.45
1:I:3123:THR:OG1	1:I:3164:VAL:HG22	2.16	0.45
1:J:4420:LEU:HD12	1:J:4547:TRP:HZ2	1.81	0.45
1:K:5161:GLU:CD	1:K:5498:LYS:HA	2.36	0.45

Continued on next page...

Continued from previous page...

Atom-1	Atom-2	Interatomic distance (Å)	Clash overlap (Å)
1:K:5318:LEU:HD11	3:K:5:NLX:H21	1.98	0.45
1:K:5431:VAL:O	1:K:5435:ARG:HG3	2.16	0.45
1:L:6244:ILE:HG12	1:L:6347:MET:HB3	1.98	0.45
1:L:6349:GLY:HA3	1:L:6447:TYR:CZ	2.52	0.45
1:A:1289:LYS:HD3	4:A:8105:HOH:O	2.16	0.45
1:B:2023:PRO:HB2	1:B:2034:LEU:HD21	1.98	0.45
1:B:2040:LEU:HD13	1:B:2155:LEU:HD11	1.97	0.45
1:C:3142:GLY:HA3	1:C:3146:VAL:O	2.16	0.45
1:D:4182:ASP:HB2	1:D:4183:GLU:OE2	2.16	0.45
1:D:4215:VAL:N	1:D:4241:HIS:HD2	1.97	0.45
1:H:2027:ASP:CG	1:H:2032:LYS:HZ3	2.20	0.45
1:H:2338:GLU:O	1:H:2339:ARG:HD3	2.17	0.45
1:H:2453:PRO:C	1:H:2455:PHE:H	2.18	0.45
1:I:3217:ILE:HD12	1:I:3227:VAL:HG13	1.99	0.45
1:I:3383:TRP:CZ3	1:I:3393:LYS:HB2	2.51	0.45
1:J:4073:PRO:HB2	4:J:7805:HOH:O	2.16	0.45
1:J:4251:LEU:HD12	1:J:4433:VAL:CG2	2.46	0.45
1:J:4498:LYS:HB3	1:J:4514:LEU:HD11	1.98	0.45
1:K:5368:LEU:HD12	1:K:5368:LEU:N	2.31	0.45
1:K:5409:ASP:OD2	1:K:5412:LYS:HG3	2.16	0.45
1:B:2218:PHE:HB2	1:B:2244:ILE:HB	1.99	0.45
1:G:1179:SER:O	1:G:1265:ALA:HB2	2.16	0.45
1:I:3104:ARG:CZ	1:I:3153:ASP:HB2	2.46	0.45
1:J:4455:PHE:CD2	1:J:4482:LYS:HD3	2.50	0.45
1:A:1351:ASN:HB3	1:A:1466:GLY:O	2.16	0.45
1:A:1372:GLN:NE2	1:A:1410:THR:HG21	2.29	0.45
1:C:3092:LYS:NZ	1:D:4302:LYS:HD2	2.32	0.45
1:C:3220:GLU:HA	1:C:3246:GLU:O	2.16	0.45
1:E:5051:LEU:O	1:E:5080:ALA:HB1	2.16	0.45
1:E:5252:THR:HG22	1:E:5254:VAL:HG12	1.98	0.45
1:F:6366:TYR:HA	1:F:6367:PRO:HD3	1.81	0.45
1:F:6426:PHE:C	1:F:6429:PRO:HD2	2.37	0.45
1:K:5100:LEU:CD2	1:K:5457:SER:HB2	2.47	0.45
1:K:5414:LYS:HE2	1:K:5414:LYS:HB3	1.80	0.45
1:K:5486:SER:O	1:K:5490:ILE:HG13	2.17	0.45
1:L:6149:ALA:CB	1:L:6169:GLN:HG3	2.47	0.45
1:B:2372:GLN:NE2	1:E:5463:THR:HG21	2.32	0.45
1:C:3420:LEU:C	1:C:3420:LEU:HD12	2.37	0.45
1:D:4038:VAL:CG2	1:D:4049:ILE:HD12	2.45	0.45
1:D:4234:PRO:O	1:D:4237:LYS:HB2	2.17	0.45
1:E:5174:ILE:HA	1:E:5319:LEU:HD13	1.99	0.45

Continued on next page...

Continued from previous page...

Atom-1	Atom-2	Interatomic distance (Å)	Clash overlap (Å)
1:I:3266:GLU:O	1:I:3270:ILE:HG13	2.17	0.45
1:J:4023:PRO:CB	1:J:4034:LEU:HD21	2.46	0.45
1:J:4089:GLN:OE1	1:J:4146:VAL:HB	2.17	0.45
1:J:4093:ALA:HB1	3:J:4:NLX:H191	1.98	0.45
1:K:5237:LYS:HA	1:K:5237:LYS:CE	2.31	0.45
1:K:5386:TYR:N	1:K:5387:PRO:HD2	2.32	0.45
1:L:6348:VAL:O	1:L:6446:MET:HA	2.17	0.45
1:A:1370:GLU:OE2	1:A:1370:GLU:HA	2.16	0.45
1:B:2260:ASP:OD1	1:B:2263:PRO:HD3	2.16	0.45
1:B:2389:VAL:HB	1:B:2424:VAL:HG11	1.98	0.45
1:C:3107:ASN:ND2	1:C:3108:ILE:H	2.14	0.45
1:C:3361:MET:CE	1:C:3363:LEU:HG	2.47	0.45
1:D:4049:ILE:HD11	1:D:4155:LEU:HD13	1.98	0.45
1:D:4186:ARG:HH11	1:D:4186:ARG:HG3	1.82	0.45
1:D:4221:SER:CB	3:D:4:NLX:O1	2.65	0.45
1:F:6218:PHE:HB3	1:F:6244:ILE:HB	1.99	0.45
1:G:1180:THR:HB	1:G:1279:SER:OG	2.17	0.45
1:G:1180:THR:HG22	1:G:1282:MET:HE2	1.98	0.45
1:G:1304:LEU:HD12	1:G:1318:LEU:HD23	1.96	0.45
1:G:1395:LEU:HD22	1:G:1550:LEU:CD1	2.47	0.45
1:H:2187:GLY:O	1:H:2188:ASN:HB2	2.17	0.45
1:H:2423:ASP:O	1:H:2428:VAL:HG23	2.15	0.45
1:H:2528:GLN:HB2	1:H:2534:GLN:HE21	1.82	0.45
1:I:3143:GLY:HA2	1:I:3222:ALA:HB2	1.99	0.45
1:I:3201:VAL:HB	4:I:7603:HOH:O	2.16	0.45
1:J:4304:LEU:CB	3:J:4:NLX:H203	2.46	0.45
1:K:5091:PRO:HG3	1:K:5112:LEU:CD2	2.46	0.45
1:L:6156:ALA:HB3	4:L:8057:HOH:O	2.17	0.45
1:L:6500:TRP:N	1:L:6500:TRP:HE3	2.15	0.45
1:D:4105:LYS:HG3	1:D:4481:LEU:O	2.16	0.45
1:G:1265:ALA:HB1	1:G:1282:MET:HE1	1.99	0.45
1:G:1524:GLU:O	1:G:1538:LYS:N	2.50	0.45
1:H:2143:GLY:CA	3:H:2:NLX:H152	2.46	0.45
1:H:2311:ASP:HA	1:H:2312:PRO:HD3	1.80	0.45
1:K:5026:VAL:CG1	1:K:5027:ASP:N	2.80	0.45
1:K:5526:TYR:CE2	1:K:5536:ALA:HB3	2.52	0.45
1:L:6121:ILE:HG22	1:L:6122:TYR:N	2.32	0.45
1:L:6414:LYS:HD2	1:L:6414:LYS:C	2.37	0.45
1:L:6501:ALA:O	1:L:6504:ALA:HB3	2.17	0.45
1:A:1043:PHE:CD2	1:L:6484:GLY:HA2	2.52	0.45
1:C:3214:SER:HA	1:C:3241:HIS:CD2	2.52	0.45

Continued on next page...

Continued from previous page...

Atom-1	Atom-2	Interatomic distance (Å)	Clash overlap (Å)
1:E:5336:GLN:HE22	1:E:5433:VAL:HA	1.82	0.45
1:E:5371:GLY:C	1:E:5414:LYS:HD3	2.37	0.45
1:F:6049:ILE:HG12	1:F:6122:TYR:CD2	2.52	0.45
1:F:6268:ILE:HD11	1:F:6319:LEU:HD21	1.97	0.45
1:F:6528:GLN:O	1:F:6533:THR:HG23	2.16	0.45
1:G:1373:LEU:HG	1:G:1378:ALA:HB2	1.98	0.45
1:G:1540:LYS:O	1:G:1544:VAL:HG23	2.17	0.45
1:H:2404:LEU:HD13	1:H:2413:LYS:HG2	1.98	0.45
1:I:3268:ILE:HG12	1:I:3301:MET:HE2	1.98	0.45
1:K:5057:LYS:HG3	1:K:5058:PRO:CD	2.47	0.45
1:K:5125:ALA:HB1	1:K:5131:ASN:ND2	2.32	0.45
1:K:5240:PHE:N	1:K:5240:PHE:CD1	2.85	0.45
1:L:6235:LEU:CD1	1:L:6327:LEU:HA	2.47	0.45
1:C:3220:GLU:HG2	1:C:3472:LEU:HD21	1.98	0.45
1:E:5403:TYR:O	1:E:5416:LEU:HD13	2.17	0.45
1:E:5407:THR:HG21	1:E:5412:LYS:CB	2.41	0.45
1:F:6283:VAL:O	1:F:6287:ARG:HG3	2.16	0.45
1:G:1079:ASN:CB	2:G:179:NAG:H82	2.34	0.45
1:G:1467:ASP:HB3	1:G:1470:ASP:OD1	2.17	0.45
1:I:3057:LYS:HD3	1:I:3063:LEU:CD1	2.46	0.45
1:I:3359:ILE:HB	1:I:3360:PRO:HD3	1.98	0.45
1:K:5125:ALA:HB2	1:K:5133:LEU:HD12	1.98	0.45
1:K:5318:LEU:HD21	3:K:5:NLX:H11	1.97	0.45
1:K:5487:GLU:HG2	4:K:8070:HOH:O	2.17	0.45
1:L:6251:LEU:HD21	1:L:6333:GLU:HG3	1.98	0.45
1:L:6286:LEU:O	1:L:6289:LYS:HB2	2.16	0.45
1:L:6526:TYR:CE2	1:L:6539:LEU:HA	2.51	0.45
1:A:1034:LEU:HD13	1:A:1034:LEU:C	2.38	0.44
1:A:1375:GLN:CA	1:A:1375:GLN:HE21	2.29	0.44
1:D:4260:ASP:OD1	1:D:4262:LYS:CB	2.65	0.44
1:E:5142:GLY:HA2	3:E:5:NLX:C8	2.42	0.44
1:E:5143:GLY:O	1:E:5144:LEU:HB2	2.16	0.44
1:E:5257:LYS:HB2	1:E:5322:VAL:HG12	1.99	0.44
1:F:6214:SER:HA	1:F:6241:HIS:HD2	1.82	0.44
1:G:1090:ASP:HB3	1:G:1093:ALA:HB3	1.97	0.44
1:I:3364:MET:CE	3:I:3:NLX:H201	2.47	0.44
1:J:4174:ILE:HG12	1:J:4319:LEU:HD11	1.99	0.44
1:J:4493:SER:O	1:J:4497:MET:HG3	2.16	0.44
1:K:5249:VAL:CB	1:K:5433:VAL:HG21	2.46	0.44
1:A:1199:ARG:HG3	4:A:7447:HOH:O	2.17	0.44
1:B:2216:THR:HG23	1:B:2242:ARG:HB3	1.97	0.44

Continued on next page...

Continued from previous page...

Atom-1	Atom-2	Interatomic distance (Å)	Clash overlap (Å)
1:D:4225:GLU:O	1:D:4229:VAL:HG23	2.17	0.44
1:D:4437:HIS:NE2	1:D:4442:ALA:HB3	2.32	0.44
1:E:5254:VAL:HG22	1:E:5318:LEU:HD12	1.99	0.44
1:F:6227:VAL:O	1:F:6231:VAL:HG23	2.17	0.44
1:F:6236:ALA:HA	1:F:6239:LEU:HD12	1.99	0.44
1:F:6452:ARG:CB	1:F:6465:ILE:HG12	2.44	0.44
1:G:1313:ARG:HG3	1:G:1313:ARG:NH1	2.32	0.44
1:G:1399:ALA:HB2	1:G:1550:LEU:HD21	1.98	0.44
1:I:3136:MET:HB3	1:I:3218:PHE:CE1	2.52	0.44
1:J:4045:GLN:NE2	1:J:4046:PRO:HD2	2.32	0.44
1:J:4116:CYS:O	1:J:4118:TYR:N	2.51	0.44
1:J:4303:PHE:CB	1:J:4304:LEU:HD22	2.47	0.44
1:K:5461:PRO:HG2	1:K:5464:VAL:HG23	1.99	0.44
1:L:6161:GLU:HG3	1:L:6497:MET:O	2.18	0.44
1:A:1375:GLN:HG2	1:A:1413:LYS:NZ	2.32	0.44
1:C:3353:GLN:NE2	1:C:3465:ILE:H	2.15	0.44
1:C:3361:MET:HE3	1:C:3363:LEU:HG	2.00	0.44
1:G:1049:ILE:HG12	1:G:1122:TYR:CD2	2.52	0.44
1:H:2191:HIS:O	1:H:2195:VAL:HG23	2.18	0.44
1:I:3462:LYS:HZ1	1:J:4376:LYS:HZ2	1.64	0.44
1:I:3491:ARG:HB3	1:I:3491:ARG:HH11	1.81	0.44
1:I:3495:MET:O	1:I:3498:LYS:HB2	2.18	0.44
3:I:3:NLX:H203	3:I:3:NLX:O4	2.17	0.44
1:L:6194:GLN:OE1	1:L:6226:SER:HB3	2.18	0.44
1:A:1241:HIS:O	1:A:1344:VAL:HB	2.17	0.44
1:A:1304:LEU:HG	3:A:1:NLX:H203	2.00	0.44
1:A:1480:PHE:HZ	1:A:1494:LYS:HG3	1.83	0.44
1:B:2023:PRO:HA	1:B:2024:PRO:HD3	1.87	0.44
1:B:2355:PHE:CE2	1:B:2359:ILE:CG2	2.99	0.44
1:C:3361:MET:SD	1:C:3361:MET:C	2.96	0.44
1:F:6317:PRO:HD3	1:F:6387:PRO:HB2	1.98	0.44
1:F:6501:ALA:O	1:F:6504:ALA:HB3	2.17	0.44
1:G:1101:PHE:CD1	1:G:1472:LEU:HD12	2.52	0.44
1:I:3160:HIS:HE1	1:I:3480:PHE:CE2	2.36	0.44
1:J:4045:GLN:HE21	1:J:4046:PRO:HD2	1.81	0.44
1:J:4220:GLU:O	1:J:4221:SER:HB3	2.18	0.44
1:K:5246:GLU:HG2	1:K:5447:TYR:OH	2.17	0.44
1:L:6125:ALA:HB2	1:L:6133:LEU:HD12	1.97	0.44
1:A:1136:MET:HB3	1:A:1218:PHE:CE1	2.53	0.44
1:A:1319:LEU:H	1:A:1319:LEU:CD1	2.28	0.44
1:B:2437:HIS:HD2	1:B:2444:THR:OG1	2.00	0.44

Continued on next page...

Continued from previous page...

Atom-1	Atom-2	Interatomic distance (Å)	Clash overlap (Å)
1:C:3262:LYS:HB3	1:C:3263:PRO:HD3	1.98	0.44
1:E:5241:HIS:HB3	4:E:7347:HOH:O	2.17	0.44
1:F:6147:GLY:HA2	4:F:7265:HOH:O	2.17	0.44
1:G:1221:SER:O	1:G:1224:GLY:N	2.49	0.44
1:G:1265:ALA:HB1	1:G:1282:MET:CE	2.48	0.44
1:G:1267:GLN:HA	4:G:7984:HOH:O	2.18	0.44
1:H:2404:LEU:N	1:H:2404:LEU:HD23	2.32	0.44
1:I:3026:VAL:HG23	1:I:3050:PHE:CZ	2.53	0.44
1:I:3143:GLY:O	1:I:3318:LEU:HD22	2.17	0.44
1:I:3257:LYS:HZ3	1:I:3316:GLN:HG2	1.83	0.44
1:J:4251:LEU:HD12	1:J:4433:VAL:HG22	1.99	0.44
1:K:5354:GLU:O	1:K:5468:HIS:HB2	2.18	0.44
1:L:6126:ASP:O	1:L:6128:THR:N	2.51	0.44
1:L:6530:GLY:O	1:L:6531:ALA:C	2.56	0.44
1:A:1064:ARG:O	1:A:1066:THR:HG23	2.18	0.44
1:B:2355:PHE:CD2	1:B:2359:ILE:HD12	2.53	0.44
1:B:2455:PHE:CD2	1:B:2482:LYS:HD3	2.53	0.44
1:G:1191:HIS:HB2	1:G:1327:LEU:HD22	1.99	0.44
1:G:1205:ILE:HD12	1:G:1205:ILE:HA	1.78	0.44
1:H:2064:ARG:NH1	1:H:2294:LEU:HD11	2.33	0.44
1:J:4072:GLU:HG2	4:K:7791:HOH:O	2.17	0.44
1:J:4218:PHE:HB3	1:J:4244:ILE:HB	2.00	0.44
1:J:4256:VAL:HG12	1:J:4258:LYS:CD	2.48	0.44
1:J:4364:MET:HG3	3:J:4:NLX:H82	1.98	0.44
1:L:6032:LYS:HB2	1:L:6077:VAL:HG22	2.00	0.44
1:L:6185:SER:HB2	1:L:6283:VAL:CG2	2.48	0.44
1:L:6220:GLU:HG2	1:L:6472:LEU:HD21	1.99	0.44
1:B:2285:CYS:HB2	4:B:7947:HOH:O	2.17	0.44
1:D:4132:ARG:HD2	4:D:7062:HOH:O	2.17	0.44
1:D:4258:LYS:HB2	4:D:7713:HOH:O	2.17	0.44
1:E:5179:SER:HB3	1:E:5187:GLY:HA3	1.98	0.44
1:G:1302:LYS:HB2	1:L:6092:LYS:HZ1	1.83	0.44
1:G:1543:GLU:O	1:G:1547:TRP:HD1	2.00	0.44
1:H:2351:ASN:HD22	1:H:2351:ASN:N	2.16	0.44
1:K:5098:SER:O	1:K:5102:THR:HB	2.17	0.44
1:B:2428:VAL:O	1:B:2432:ILE:HG13	2.18	0.44
1:B:2549:ASN:O	1:B:2550:LEU:C	2.56	0.44
1:E:5099:GLU:O	1:E:5102:THR:HG22	2.17	0.44
1:E:5211:ASN:HD22	1:E:5214:SER:HB3	1.82	0.44
1:F:6097:LEU:CB	3:F:6:NLX:H192	2.47	0.44
1:H:2132:ARG:NH1	4:H:7324:HOH:O	2.50	0.44

Continued on next page...

Continued from previous page...

Atom-1	Atom-2	Interatomic distance (Å)	Clash overlap (Å)
1:H:2524:GLU:O	1:H:2537:GLN:HA	2.18	0.44
1:I:3140:HIS:CD2	1:I:3147:GLY:HA3	2.53	0.44
1:I:3228:SER:CB	1:I:3250:ALA:H	2.31	0.44
1:I:3257:LYS:HB2	1:I:3322:VAL:HG12	2.00	0.44
1:K:5039:SER:HB3	1:K:5046:PRO:CB	2.48	0.44
1:K:5339:ARG:HB2	1:K:5440:ALA:HA	1.99	0.44
1:K:5527:LEU:HD12	1:K:5528:GLN:H	1.83	0.44
1:A:1405:GLY:O	1:A:1406:GLY:C	2.56	0.44
1:A:1463:THR:HG21	1:F:6372:GLN:HB3	2.00	0.44
1:B:2161:GLU:HG3	1:B:2501:ALA:HB2	1.98	0.44
1:B:2453:PRO:C	1:B:2455:PHE:H	2.22	0.44
1:D:4309:GLN:C	1:D:4309:GLN:HE21	2.20	0.44
1:G:1386:TYR:N	1:G:1387:PRO:HD2	2.33	0.44
1:I:3344:VAL:HG22	4:I:7956:HOH:O	2.16	0.44
1:J:4236:ALA:O	1:J:4239:LEU:HB2	2.18	0.44
1:K:5235:LEU:HD12	1:K:5327:LEU:CD1	2.40	0.44
1:A:1032:LYS:HD2	1:A:1077:VAL:HG22	2.00	0.43
1:B:2183:GLU:OE2	1:B:2183:GLU:N	2.45	0.43
1:B:2294:LEU:O	1:B:2298:THR:HG23	2.18	0.43
1:C:3160:HIS:NE2	1:C:3480:PHE:CD2	2.86	0.43
1:C:3260:ASP:OD1	1:C:3263:PRO:HD3	2.19	0.43
1:C:3351:ASN:ND2	4:C:7038:HOH:O	2.51	0.43
1:C:3389:VAL:HB	1:C:3424:VAL:HG11	2.00	0.43
1:D:4064:ARG:HD3	1:D:4065:PHE:CE2	2.53	0.43
1:D:4242:ARG:HH11	1:D:4242:ARG:CG	2.20	0.43
1:E:5361:MET:C	1:E:5361:MET:SD	2.97	0.43
1:F:6363:LEU:CD1	3:F:6:NLX:H171	2.40	0.43
1:F:6512:GLU:CD	1:F:6512:GLU:N	2.71	0.43
1:G:1073:PRO:O	1:H:2186:ARG:NH2	2.51	0.43
1:G:1237:LYS:O	1:G:1238:ASN:HB2	2.17	0.43
1:H:2132:ARG:HD2	4:H:7324:HOH:O	2.17	0.43
1:I:3217:ILE:HG13	1:I:3227:VAL:HG13	1.99	0.43
1:I:3271:THR:HG22	1:I:3297:THR:HG23	2.00	0.43
1:I:3461:PRO:HB2	1:I:3464:VAL:HG23	2.00	0.43
1:L:6487:GLU:HB3	4:L:7856:HOH:O	2.17	0.43
1:B:2051:LEU:HD13	1:B:2083:TYR:CE1	2.53	0.43
1:B:2258:LYS:HD2	1:B:2258:LYS:H	1.83	0.43
1:B:2447:TYR:CD2	1:B:2447:TYR:C	2.91	0.43
1:B:2491:ARG:O	1:B:2492:LEU:C	2.55	0.43
1:C:3132:ARG:HD3	1:C:3132:ARG:HA	1.78	0.43
1:D:4538:LYS:HB3	1:D:4541:ASP:HB2	1.99	0.43

Continued on next page...

Continued from previous page...

Atom-1	Atom-2	Interatomic distance (Å)	Clash overlap (Å)
1:F:6097:LEU:HD12	1:F:6097:LEU:O	2.18	0.43
1:F:6386:TYR:N	1:F:6387:PRO:HD2	2.32	0.43
1:H:2143:GLY:N	3:H:2:NLX:H152	2.32	0.43
1:H:2409:ASP:OD2	1:H:2412:LYS:HD2	2.18	0.43
1:H:2420:LEU:CD1	1:H:2547:TRP:CZ2	3.01	0.43
1:I:3199:ARG:NH2	4:I:7409:HOH:O	2.47	0.43
1:I:3391:ILE:O	1:I:3392:ALA:C	2.57	0.43
1:I:3480:PHE:HZ	1:I:3494:LYS:HG2	1.82	0.43
1:J:4104:ARG:O	1:J:4482:LYS:NZ	2.51	0.43
1:K:5225:GLU:C	1:K:5225:GLU:OE1	2.56	0.43
1:L:6093:ALA:HB1	3:L:6:NLX:C19	2.47	0.43
1:A:1363:LEU:CB	3:A:1:NLX:H91	2.48	0.43
1:B:2105:LYS:HE3	1:B:2483:GLU:OE1	2.19	0.43
1:C:3200:TRP:O	1:C:3204:ASN:ND2	2.45	0.43
1:C:3264:LEU:CD1	1:C:3316:GLN:HG2	2.47	0.43
1:C:3343:THR:CB	1:C:3442:ALA:HB2	2.40	0.43
1:D:4551:PHE:C	1:D:4553:LYS:H	2.22	0.43
1:E:5304:LEU:CD1	3:E:5:NLX:H181	2.34	0.43
1:G:1130:LYS:HE2	1:G:1130:LYS:HB3	1.78	0.43
1:G:1359:ILE:HG23	3:G:1:NLX:H81	1.98	0.43
1:H:2106:GLU:HA	4:H:7831:HOH:O	2.19	0.43
1:H:2176:GLY:O	1:H:2189:TRP:HB2	2.18	0.43
1:I:3143:GLY:O	1:I:3144:LEU:HB2	2.18	0.43
1:I:3191:HIS:O	1:I:3195:VAL:HG23	2.18	0.43
1:J:4370:GLU:O	1:J:4372:GLN:HG2	2.18	0.43
1:K:5217:ILE:HD12	1:K:5227:VAL:HG13	2.00	0.43
1:K:5370:GLU:C	1:K:5372:GLN:N	2.72	0.43
1:K:5388:LEU:HD22	1:K:5425:MET:CE	2.48	0.43
1:K:5449:PHE:CE2	1:K:5451:TYR:HB3	2.52	0.43
1:A:1064:ARG:NH2	1:A:1114:GLU:OE2	2.49	0.43
1:A:1508:ASN:OD1	1:A:1510:ASN:HB2	2.18	0.43
1:B:2408:ASP:HA	1:B:2413:LYS:HE2	2.00	0.43
1:B:2471:GLU:O	1:B:2475:VAL:HG23	2.19	0.43
1:C:3034:LEU:HB3	1:C:3079:ASN:HA	2.01	0.43
1:D:4079:ASN:HB2	2:D:479:NAG:C8	2.48	0.43
1:G:1138:TRP:O	1:G:1168:ILE:HG12	2.18	0.43
1:G:1266:GLU:O	1:G:1270:ILE:HG13	2.17	0.43
1:G:1403:TYR:CE2	1:G:1420:LEU:HA	2.52	0.43
1:H:2264:LEU:HD21	1:H:2319:LEU:CD2	2.47	0.43
1:J:4526:TYR:CZ	1:J:4539:LEU:HD13	2.52	0.43
1:L:6143:GLY:O	1:L:6145:MET:HG2	2.18	0.43

Continued on next page...

Continued from previous page...

Atom-1	Atom-2	Interatomic distance (Å)	Clash overlap (Å)
1:B:2051:LEU:HD13	1:B:2083:TYR:CD1	2.54	0.43
1:B:2359:ILE:CD1	3:B:2:NLX:H72	2.48	0.43
1:C:3431:VAL:HG21	1:C:3539:LEU:O	2.18	0.43
1:D:4420:LEU:C	1:D:4420:LEU:CD1	2.87	0.43
1:E:5023:PRO:HB2	1:E:5034:LEU:HD21	2.00	0.43
1:E:5237:LYS:NZ	1:E:5340:ASN:ND2	2.67	0.43
1:G:1352:LYS:HD3	1:G:1450:GLN:NE2	2.33	0.43
1:H:2361:MET:HG2	1:K:5367:PRO:HB3	2.00	0.43
1:I:3262:LYS:HB3	1:I:3263:PRO:HD3	1.99	0.43
1:L:6067:PRO:HG2	4:L:7322:HOH:O	2.18	0.43
1:L:6091:PRO:HB3	1:L:6112:LEU:HD11	1.99	0.43
1:L:6349:GLY:HA3	1:L:6447:TYR:CE2	2.53	0.43
1:B:2220:GLU:OE1	1:B:2221:SER:N	2.52	0.43
1:B:2332:PRO:O	1:B:2336:GLN:HG3	2.18	0.43
1:D:4236:ALA:HA	1:D:4239:LEU:HD12	2.01	0.43
1:D:4252:THR:O	1:D:4252:THR:HG22	2.18	0.43
1:E:5047:VAL:HG21	1:E:5155:LEU:HD23	2.00	0.43
1:E:5153:ASP:OD2	1:E:5155:LEU:HB2	2.19	0.43
1:G:1140:HIS:CE1	1:G:1170:TYR:CE1	3.07	0.43
1:G:1220:GLU:O	1:G:1221:SER:HB3	2.19	0.43
1:G:1374:ASP:O	1:G:1375:GLN:C	2.56	0.43
1:G:1438:ARG:HH12	1:G:1524:GLU:HG2	1.83	0.43
1:H:2145:MET:HG3	1:H:2304:LEU:HD21	2.00	0.43
1:I:3155:LEU:HD23	1:I:3155:LEU:O	2.19	0.43
1:I:3350:ILE:C	1:I:3351:ASN:HD22	2.22	0.43
1:J:4233:SER:HA	1:J:4234:PRO:HD3	1.89	0.43
1:J:4239:LEU:HA	1:J:4239:LEU:HD23	1.73	0.43
1:K:5527:LEU:HG	1:K:5529:ILE:CG1	2.49	0.43
1:L:6336:GLN:HE22	1:L:6433:VAL:HA	1.83	0.43
1:L:6366:TYR:HA	1:L:6367:PRO:HD3	1.75	0.43
1:B:2139:ILE:O	1:B:2223:GLY:HA3	2.19	0.43
1:B:2402:LYS:HG2	1:B:2546:PHE:CZ	2.54	0.43
1:B:2414:LYS:HE2	1:B:2414:LYS:HB3	1.86	0.43
1:B:2536:ALA:O	1:B:2537:GLN:HG3	2.18	0.43
1:C:3025:VAL:HG22	1:C:3034:LEU:HD23	2.00	0.43
1:C:3435:ARG:NH2	4:C:7404:HOH:O	2.40	0.43
1:E:5468:HIS:NE2	3:E:5:NLX:O3	2.51	0.43
1:G:1252:THR:HG23	1:G:1425:MET:O	2.18	0.43
1:H:2138:TRP:CZ3	1:H:2219:GLY:HA2	2.53	0.43
1:I:3090:ASP:HB3	1:I:3093:ALA:HB3	1.98	0.43
1:I:3317:PRO:HB3	4:I:7891:HOH:O	2.17	0.43

Continued on next page...

Continued from previous page...

Atom-1	Atom-2	Interatomic distance (Å)	Clash overlap (Å)
1:I:3352:LYS:HE3	1:I:3450:GLN:CD	2.38	0.43
1:I:3354:GLU:O	1:I:3468:HIS:HB2	2.17	0.43
1:J:4140:HIS:HD2	1:J:4147:GLY:HA3	1.83	0.43
1:J:4185:SER:HB2	1:J:4283:VAL:HG21	2.00	0.43
1:K:5087:CYS:O	1:K:5088:THR:C	2.57	0.43
1:L:6064:ARG:NH1	1:L:6286:LEU:O	2.52	0.43
1:L:6237:LYS:HG3	1:L:6238:ASN:ND2	2.34	0.43
1:A:1361:MET:HE1	1:A:1363:LEU:HD21	2.01	0.43
1:A:1412:LYS:O	1:A:1416:LEU:HB2	2.19	0.43
1:A:1445:TYR:OH	1:A:1508:ASN:ND2	2.51	0.43
1:B:2355:PHE:HA	1:B:2359:ILE:HD12	2.01	0.43
1:C:3318:LEU:HD11	3:C:3:NLX:C16	2.48	0.43
1:C:3331:THR:OG1	1:C:3334:GLU:HG3	2.19	0.43
1:C:3414:LYS:HG3	1:C:3415:ASP:N	2.33	0.43
1:F:6324:ASP:OD2	1:F:6327:LEU:HB3	2.19	0.43
1:G:1252:THR:HG22	1:G:1254:VAL:HG12	2.01	0.43
1:G:1304:LEU:HD13	1:G:1317:PRO:O	2.19	0.43
1:G:1384:LYS:O	1:G:1387:PRO:HD2	2.19	0.43
1:G:1396:ILE:HB	1:G:1397:PRO:CD	2.38	0.43
1:G:1528:GLN:HB2	1:G:1534:GLN:NE2	2.34	0.43
1:I:3318:LEU:HD11	3:I:3:NLX:H101	2.01	0.43
1:J:4353:GLN:HE22	1:J:4465:ILE:H	1.67	0.43
1:J:4452:ARG:HG2	1:J:4452:ARG:HH11	1.83	0.43
1:L:6363:LEU:HD22	3:L:6:NLX:H201	2.01	0.43
1:A:1218:PHE:HB2	1:A:1244:ILE:HB	1.99	0.43
1:A:1257:LYS:HD2	1:A:1320:GLY:N	2.30	0.43
1:B:2463:THR:HG23	4:B:7799:HOH:O	2.18	0.43
1:E:5329:LEU:HD12	1:E:5329:LEU:N	2.33	0.43
1:F:6358:LEU:HD23	1:F:6468:HIS:HB3	2.00	0.43
1:G:1308:LEU:HD21	1:G:1367:PRO:HG3	2.01	0.43
1:H:2303:PHE:CD2	1:H:2318:LEU:HA	2.53	0.43
1:I:3206:ALA:HA	1:I:3210:GLY:O	2.19	0.43
1:L:6145:MET:CB	1:L:6304:LEU:HD11	2.49	0.43
1:A:1104:ARG:HG2	1:A:1104:ARG:NH1	2.33	0.43
1:C:3447:TYR:HA	1:C:3527:LEU:O	2.19	0.43
1:E:5064:ARG:O	1:E:5065:PHE:HB2	2.19	0.43
1:G:1523:LYS:HD3	1:G:1537:GLN:HE22	1.84	0.43
1:I:3227:VAL:O	1:I:3231:VAL:HG23	2.19	0.43
1:I:3480:PHE:HZ	1:I:3494:LYS:CG	2.32	0.43
1:J:4407:THR:HG21	1:J:4412:LYS:CD	2.47	0.43
1:L:6533:THR:C	1:L:6534:GLN:HG3	2.39	0.43

Continued on next page...

Continued from previous page...

Atom-1	Atom-2	Interatomic distance (Å)	Clash overlap (Å)
1:A:1330:LYS:HB2	1:A:1335:LEU:HD21	2.01	0.42
1:B:2174:ILE:HD12	1:B:2298:THR:CG2	2.49	0.42
1:B:2290:THR:OG1	1:B:2293:GLU:HG3	2.19	0.42
1:B:2477:GLY:HA2	1:B:2493:SER:OG	2.19	0.42
1:C:3023:PRO:HA	1:C:3024:PRO:HD3	1.78	0.42
1:C:3044:ALA:O	1:C:3046:PRO:HD3	2.19	0.42
1:E:5218:PHE:HB3	1:E:5244:ILE:HB	1.99	0.42
1:F:6351:ASN:HD22	1:F:6351:ASN:N	2.16	0.42
1:G:1119:LEU:HD12	1:G:1119:LEU:O	2.19	0.42
1:G:1351:ASN:HD22	1:G:1351:ASN:N	2.16	0.42
1:G:1360:PRO:HB2	4:G:7264:HOH:O	2.19	0.42
1:H:2341:PHE:HE1	1:H:2437:HIS:ND1	2.17	0.42
1:L:6142:GLY:O	3:L:6:NLX:H101	2.18	0.42
1:A:1086:MET:HE2	1:A:1110:LEU:CD1	2.47	0.42
1:A:1309:GLN:HE21	1:A:1309:GLN:C	2.22	0.42
1:C:3242:ARG:NH1	1:C:3242:ARG:CG	2.77	0.42
1:E:5518:PRO:HD3	1:E:5535:ALA:HB2	2.01	0.42
1:F:6125:ALA:HB2	1:F:6133:LEU:CD1	2.49	0.42
1:F:6143:GLY:O	1:F:6144:LEU:HB2	2.20	0.42
1:H:2491:ARG:HG2	1:H:2491:ARG:HH11	1.84	0.42
1:I:3104:ARG:HG2	1:I:3104:ARG:HH11	1.84	0.42
1:I:3272:ALA:O	1:I:3289:LYS:HE3	2.19	0.42
1:I:3364:MET:CE	3:I:3:NLX:H171	2.49	0.42
1:I:3420:LEU:HD13	1:I:3547:TRP:HZ2	1.81	0.42
1:J:4125:ALA:HB2	1:J:4133:LEU:HD12	2.00	0.42
1:K:5057:LYS:HB3	1:K:5069:GLN:HB2	2.01	0.42
1:L:6125:ALA:HB2	1:L:6133:LEU:CD1	2.49	0.42
1:L:6185:SER:HB2	1:L:6283:VAL:HG21	2.01	0.42
1:L:6264:LEU:HD22	1:L:6268:ILE:HD13	2.01	0.42
1:A:1304:LEU:CG	3:A:1:NLX:H151	2.49	0.42
1:B:2257:LYS:HE2	1:B:2316:GLN:HE22	1.84	0.42
1:C:3034:LEU:C	1:C:3034:LEU:HD13	2.40	0.42
1:D:4188:ASN:HD22	1:D:4324:ASP:CG	2.22	0.42
1:E:5359:ILE:HB	1:E:5360:PRO:CD	2.50	0.42
1:G:1104:ARG:HD2	1:G:1108:ILE:HG12	2.00	0.42
1:G:1383:TRP:HA	1:G:1383:TRP:CE3	2.54	0.42
1:H:2389:VAL:HB	1:H:2424:VAL:HG11	2.00	0.42
1:J:4119:LEU:HD12	1:J:4119:LEU:C	2.39	0.42
1:J:4453:PRO:HD2	1:J:4470:ASP:OD2	2.19	0.42
1:K:5144:LEU:HB3	1:K:5177:PHE:CE2	2.55	0.42
1:A:1098:SER:O	1:A:1102:THR:HB	2.20	0.42

Continued on next page...

Continued from previous page...

Atom-1	Atom-2	Interatomic distance (Å)	Clash overlap (Å)
1:A:1467:ASP:N	1:A:1470:ASP:OD2	2.52	0.42
1:B:2252:THR:HG22	1:B:2254:VAL:HG12	2.01	0.42
1:B:2277:THR:HG22	1:B:2278:THR:HG23	2.01	0.42
1:B:2308:LEU:HD11	1:B:2367:PRO:CG	2.49	0.42
1:B:2467:ASP:OD1	1:B:2468:HIS:N	2.46	0.42
1:E:5126:ASP:O	1:E:5128:THR:N	2.53	0.42
1:E:5211:ASN:HD22	1:E:5214:SER:CB	2.32	0.42
1:E:5304:LEU:HD22	3:E:5:NLX:C10	2.41	0.42
1:E:5309:GLN:NE2	4:E:7812:HOH:O	2.49	0.42
1:F:6097:LEU:HD23	1:F:6146:VAL:HG23	2.00	0.42
1:G:1220:GLU:OE2	1:G:1468:HIS:NE2	2.53	0.42
1:H:2026:VAL:HG12	1:H:2027:ASP:N	2.34	0.42
1:H:2040:LEU:HD13	1:H:2155:LEU:HD13	2.01	0.42
1:H:2404:LEU:HB3	1:H:2413:LYS:CG	2.38	0.42
1:J:4321:THR:HG22	1:J:4322:VAL:N	2.35	0.42
1:J:4374:ASP:O	1:J:4376:LYS:N	2.52	0.42
1:K:5336:GLN:HE22	1:K:5433:VAL:HA	1.84	0.42
1:L:6188:ASN:ND2	1:L:6324:ASP:OD2	2.52	0.42
1:L:6246:GLU:HG2	1:L:6447:TYR:OH	2.20	0.42
1:A:1175:TRP:CZ2	1:A:1294:LEU:HB2	2.54	0.42
1:A:1404:LEU:O	1:A:1413:LYS:HE2	2.19	0.42
1:A:1426:PHE:CD1	1:A:1426:PHE:N	2.87	0.42
1:A:1527:LEU:HD11	1:A:1533:THR:HG23	2.00	0.42
1:B:2367:PRO:C	1:B:2368:LEU:HD12	2.40	0.42
1:C:3022:SER:N	4:C:7654:HOH:O	2.51	0.42
1:C:3140:HIS:CD2	1:C:3147:GLY:HA3	2.54	0.42
1:C:3152:TYR:CD1	1:C:3152:TYR:N	2.88	0.42
1:C:3211:ASN:HA	1:C:3212:PRO:HD2	1.93	0.42
1:D:4079:ASN:CB	2:D:479:NAG:H82	2.49	0.42
1:D:4139:ILE:HG12	1:D:4168:ILE:HD11	2.01	0.42
1:D:4164:VAL:HG11	1:D:4205:ILE:HD11	2.01	0.42
1:E:5382:LEU:O	1:E:5385:SER:HB2	2.19	0.42
1:F:6023:PRO:HA	1:F:6024:PRO:HD3	1.74	0.42
1:F:6108:ILE:HA	1:F:6109:PRO:HD3	1.81	0.42
1:H:2152:TYR:CD1	1:H:2152:TYR:N	2.88	0.42
1:H:2330:LYS:HB3	1:H:2334:GLU:OE2	2.19	0.42
1:J:4132:ARG:HD3	1:J:4132:ARG:HA	1.79	0.42
1:J:4231:VAL:O	1:J:4231:VAL:HG12	2.19	0.42
1:J:4312:PRO:C	1:J:4314:GLU:H	2.23	0.42
1:J:4363:LEU:HD22	3:J:4:NLX:C19	2.49	0.42
1:J:4480:PHE:HZ	1:J:4494:LYS:HG3	1.83	0.42

Continued on next page...

Continued from previous page...

Atom-1	Atom-2	Interatomic distance (Å)	Clash overlap (Å)
1:K:5025:VAL:CG2	1:K:5034:LEU:HD23	2.50	0.42
1:K:5495:MET:HE3	1:K:5529:ILE:HG23	2.01	0.42
1:L:6085:PRO:HG2	1:L:6115:ASP:O	2.19	0.42
1:L:6096:LEU:HD12	1:L:6096:LEU:O	2.19	0.42
1:L:6290:THR:O	1:L:6291:GLU:C	2.58	0.42
1:A:1025:VAL:CG2	1:A:1034:LEU:HD23	2.33	0.42
1:A:1176:GLY:HA2	1:A:1189:TRP:HB2	2.02	0.42
1:A:1420:LEU:HD12	1:A:1547:TRP:HZ2	1.84	0.42
1:A:1421:ILE:H	1:A:1421:ILE:HD12	1.85	0.42
1:B:2104:ARG:CZ	1:B:2108:ILE:HD12	2.50	0.42
1:D:4086:MET:SD	1:D:4089:GLN:NE2	2.92	0.42
1:D:4145:MET:HB3	1:D:4304:LEU:HD21	2.00	0.42
1:E:5447:TYR:HB3	1:E:5517:TRP:CZ2	2.54	0.42
1:F:6492:LEU:O	1:F:6496:VAL:HG23	2.20	0.42
1:G:1372:GLN:HE22	1:L:6463:THR:HB	1.85	0.42
1:H:2119:LEU:O	1:H:2119:LEU:HD12	2.19	0.42
1:J:4102:THR:OG1	1:J:4103:ASN:N	2.52	0.42
1:J:4190:GLY:O	1:J:4194:GLN:HG3	2.19	0.42
1:K:5197:ALA:O	1:K:5200:TRP:HB3	2.19	0.42
1:L:6040:LEU:HD13	1:L:6155:LEU:HD13	2.01	0.42
1:L:6097:LEU:HD13	3:L:6:NLX:O4	2.19	0.42
1:L:6358:LEU:CD1	1:L:6363:LEU:HD11	2.50	0.42
1:B:2257:LYS:N	1:B:2257:LYS:HD2	2.34	0.42
1:D:4366:TYR:HA	1:D:4367:PRO:HD3	1.88	0.42
1:F:6086:MET:HB3	1:F:6110:LEU:HD13	2.00	0.42
1:G:1411:VAL:HG21	1:L:6411:VAL:HG21	2.01	0.42
1:G:1425:MET:HB2	1:G:1426:PHE:CD1	2.54	0.42
1:H:2404:LEU:O	1:H:2413:LYS:HE2	2.20	0.42
1:I:3138:TRP:CZ3	1:I:3219:GLY:HA2	2.55	0.42
1:I:3332:PRO:O	1:I:3336:GLN:HG3	2.19	0.42
1:I:3366:TYR:OH	1:I:3385:SER:OG	2.33	0.42
1:I:3420:LEU:C	1:I:3420:LEU:HD12	2.40	0.42
1:J:4517:TRP:HA	1:J:4518:PRO:HD2	1.91	0.42
1:L:6452:ARG:HB2	1:L:6465:ILE:HA	2.02	0.42
1:B:2402:LYS:HE2	1:B:2546:PHE:CD1	2.54	0.42
1:E:5142:GLY:CA	3:E:5:NLX:H82	2.42	0.42
1:E:5414:LYS:NZ	1:E:5414:LYS:HB3	2.34	0.42
1:F:6420:LEU:CD1	1:F:6547:TRP:CZ2	3.02	0.42
1:H:2255:LEU:HD23	1:H:2318:LEU:HD21	2.01	0.42
1:H:2316:GLN:HA	1:H:2317:PRO:HD2	1.91	0.42
1:H:2382:LEU:HA	1:H:2385:SER:OG	2.19	0.42

Continued on next page...

Continued from previous page...

Atom-1	Atom-2	Interatomic distance (Å)	Clash overlap (Å)
1:I:3126:ASP:OD1	1:I:3129:LYS:HG3	2.20	0.42
1:I:3268:ILE:HD11	1:I:3319:LEU:HD21	2.01	0.42
1:J:4089:GLN:OE1	1:J:4094:GLY:HA3	2.20	0.42
1:J:4107:ASN:ND2	1:J:4108:ILE:N	2.68	0.42
1:K:5061:GLY:HA3	1:K:5062:PRO:HD3	1.79	0.42
1:K:5089:GLN:O	1:K:5090:ASP:C	2.57	0.42
1:K:5395:LEU:HD13	1:K:5550:LEU:CD2	2.50	0.42
1:L:6105:LYS:HB2	1:L:6481:LEU:O	2.19	0.42
1:C:3343:THR:HB	1:C:3442:ALA:CB	2.42	0.42
1:E:5526:TYR:CE2	1:E:5539:LEU:HB2	2.55	0.42
1:F:6190:GLY:O	1:F:6193:ASP:HB2	2.20	0.42
1:G:1223:GLY:O	1:G:1227:VAL:HG23	2.19	0.42
1:H:2190:GLY:O	1:H:2194:GLN:HG3	2.19	0.42
1:I:3298:THR:HG22	1:I:3298:THR:O	2.20	0.42
1:I:3338:GLU:C	1:I:3340:ASN:N	2.71	0.42
1:I:3410:THR:HA	1:I:3413:LYS:HB2	2.01	0.42
1:I:3499:PHE:HD2	1:I:3509:PRO:O	2.03	0.42
1:J:4130:LYS:HE2	1:J:4132:ARG:HE	1.83	0.42
1:K:5420:LEU:O	1:K:5424:VAL:HG23	2.20	0.42
1:L:6171:ARG:HD2	1:L:6175:TRP:O	2.20	0.42
1:L:6375:GLN:HG3	1:L:6400:THR:CG2	2.50	0.42
1:A:1246:GLU:HG2	1:A:1447:TYR:OH	2.19	0.42
1:A:1324:ASP:OD2	1:A:1325:GLY:N	2.52	0.42
1:A:1375:GLN:NE2	1:A:1375:GLN:HA	2.35	0.42
1:B:2403:TYR:OH	1:B:2423:ASP:OD2	2.30	0.42
1:C:3218:PHE:CB	1:C:3244:ILE:HB	2.49	0.42
1:C:3444:THR:HG22	1:C:3445:TYR:N	2.35	0.42
1:D:4143:GLY:C	1:D:4145:MET:H	2.23	0.42
1:D:4198:LEU:HD23	1:D:4198:LEU:HA	1.84	0.42
1:E:5537:GLN:NE2	4:E:7903:HOH:O	2.51	0.42
1:F:6243:ALA:O	1:F:6346:TYR:HA	2.19	0.42
1:F:6398:GLU:HB2	4:F:7899:HOH:O	2.18	0.42
1:H:2304:LEU:CG	3:H:2:NLX:H201	2.49	0.42
1:H:2311:ASP:HB3	1:H:2314:GLU:CG	2.50	0.42
1:K:5069:GLN:HA	1:K:5069:GLN:HE21	1.83	0.42
1:L:6545:ALA:HA	1:L:6548:THR:CG2	2.49	0.42
1:A:1049:ILE:HD13	1:A:1122:TYR:CE2	2.55	0.41
1:A:1218:PHE:HA	1:A:1244:ILE:O	2.20	0.41
1:A:1251:LEU:HD12	1:A:1433:VAL:HG23	2.02	0.41
1:A:1375:GLN:HE21	1:A:1375:GLN:HA	1.85	0.41
1:C:3512:GLU:HB3	4:C:7492:HOH:O	2.19	0.41

Continued on next page...

Continued from previous page...

Atom-1	Atom-2	Interatomic distance (Å)	Clash overlap (Å)
1:E:5087:CYS:O	1:E:5088:THR:C	2.58	0.41
1:E:5202:GLN:HG2	4:E:7074:HOH:O	2.19	0.41
1:F:6064:ARG:HH11	1:F:6287:ARG:HA	1.84	0.41
1:F:6453:PRO:HA	1:F:6489:GLU:OE1	2.20	0.41
1:G:1251:LEU:HB2	1:G:1429:PRO:HB3	2.00	0.41
1:G:1264:LEU:HD11	1:G:1316:GLN:HG2	2.02	0.41
1:I:3414:LYS:HD2	1:I:3414:LYS:O	2.20	0.41
1:J:4527:LEU:HD11	1:J:4533:THR:HG22	2.02	0.41
1:K:5241:HIS:O	1:K:5345:PRO:HD2	2.20	0.41
1:L:6111:LYS:NZ	4:L:7632:HOH:O	2.49	0.41
1:A:1303:PHE:CZ	1:A:1319:LEU:HD11	2.55	0.41
1:A:1363:LEU:HD22	3:A:1:NLX:C18	2.43	0.41
1:C:3427:GLY:O	1:C:3428:VAL:C	2.59	0.41
1:E:5225:GLU:O	1:E:5228:SER:HB3	2.19	0.41
1:F:6218:PHE:CB	1:F:6244:ILE:HB	2.50	0.41
1:F:6262:LYS:HD2	1:F:6262:LYS:HA	1.90	0.41
1:F:6420:LEU:CD1	1:F:6547:TRP:HZ2	2.33	0.41
1:F:6445:TYR:CE1	1:F:6509:PRO:HD2	2.55	0.41
1:G:1381:LEU:HD21	1:L:6459:MET:HB3	2.01	0.41
1:G:1398:GLU:OE1	1:G:1550:LEU:HD13	2.20	0.41
1:H:2304:LEU:HD22	3:H:2:NLX:H162	2.00	0.41
1:I:3023:PRO:HA	1:I:3024:PRO:HD3	1.68	0.41
1:I:3091:PRO:HB3	1:I:3112:LEU:HD11	2.02	0.41
1:I:3251:LEU:HD12	1:I:3433:VAL:HG22	2.02	0.41
1:K:5333:GLU:OE1	1:K:5333:GLU:N	2.31	0.41
1:K:5438:ARG:HD2	1:K:5522:GLN:NE2	2.35	0.41
1:K:5493:SER:O	1:K:5497:MET:HG3	2.20	0.41
1:K:5550:LEU:C	1:K:5552:ALA:N	2.74	0.41
1:L:6254:VAL:HG12	4:L:7486:HOH:O	2.19	0.41
1:L:6420:LEU:HD11	1:L:6547:TRP:CH2	2.55	0.41
1:A:1246:GLU:HB3	1:A:1471:GLU:OE1	2.20	0.41
1:A:1526:TYR:CZ	1:A:1536:ALA:HB3	2.55	0.41
1:D:4079:ASN:CG	2:D:479:NAG:C1	2.88	0.41
1:D:4317:PRO:O	1:D:4318:LEU:HB3	2.20	0.41
1:E:5221:SER:HB2	3:E:5:NLX:O3	2.19	0.41
1:E:5372:GLN:HB3	1:E:5410:THR:OG1	2.20	0.41
1:G:1145:MET:CG	1:G:1304:LEU:HD21	2.50	0.41
1:G:1244:ILE:HD11	1:G:1503:PHE:CD2	2.55	0.41
1:G:1367:PRO:O	1:G:1368:LEU:HD23	2.20	0.41
1:G:1435:ARG:NH2	1:G:1541:ASP:OD2	2.53	0.41
1:H:2368:LEU:O	1:K:5368:LEU:O	2.38	0.41

Continued on next page...

Continued from previous page...

Atom-1	Atom-2	Interatomic distance (Å)	Clash overlap (Å)
1:I:3220:GLU:HA	1:I:3246:GLU:O	2.20	0.41
1:K:5051:LEU:HD22	1:K:5083:TYR:CE1	2.55	0.41
1:K:5401:GLU:O	1:K:5402:LYS:C	2.58	0.41
1:K:5404:LEU:HD22	1:K:5413:LYS:O	2.20	0.41
1:K:5480:PHE:N	1:K:5480:PHE:CD1	2.88	0.41
1:K:5540:LYS:HA	1:K:5543:GLU:OE2	2.21	0.41
1:L:6383:TRP:HA	1:L:6383:TRP:CE3	2.55	0.41
1:B:2237:LYS:HD3	1:B:2237:LYS:HA	1.89	0.41
1:C:3304:LEU:HA	3:C:3:NLX:H201	2.02	0.41
1:C:3348:VAL:O	1:C:3446:MET:HA	2.20	0.41
1:C:3366:TYR:HA	1:C:3367:PRO:HD3	1.79	0.41
1:D:4040:LEU:O	1:D:4041:GLU:C	2.57	0.41
1:D:4351:ASN:ND2	1:D:4449:PHE:HB3	2.35	0.41
1:D:4486:SER:HB2	1:D:4489:GLU:H	1.84	0.41
1:E:5487:GLU:HG3	1:E:5491:ARG:CZ	2.50	0.41
1:G:1170:TYR:CD1	1:G:1170:TYR:N	2.89	0.41
1:G:1448:GLU:OE2	1:G:1539:LEU:CD1	2.69	0.41
1:H:2176:GLY:O	1:H:2189:TRP:N	2.53	0.41
1:J:4296:GLU:O	1:J:4300:LYS:HG3	2.20	0.41
1:J:4524:GLU:HG3	1:J:4538:LYS:CE	2.50	0.41
1:K:5255:LEU:O	1:K:5320:GLY:HA3	2.21	0.41
1:K:5290:THR:HG23	1:K:5293:GLU:OE2	2.20	0.41
1:L:6375:GLN:HA	1:L:6378:ALA:HB3	2.01	0.41
1:L:6412:LYS:O	1:L:6416:LEU:HD12	2.20	0.41
1:A:1153:ASP:C	1:A:1153:ASP:OD2	2.59	0.41
1:A:1373:LEU:HD12	1:A:1373:LEU:N	2.36	0.41
1:B:2161:GLU:HG3	1:B:2501:ALA:CB	2.51	0.41
1:B:2423:ASP:HA	4:B:7059:HOH:O	2.19	0.41
1:C:3104:ARG:NH1	1:C:3153:ASP:HB2	2.36	0.41
1:D:4442:ALA:HA	1:D:4443:PRO:HD3	1.87	0.41
1:E:5290:THR:HG23	1:E:5293:GLU:OE2	2.21	0.41
1:G:1045:GLN:NE2	1:G:1046:PRO:HD2	2.35	0.41
1:G:1345:PRO:HA	1:G:1443:PRO:O	2.21	0.41
1:G:1452:ARG:HA	1:G:1453:PRO:HD2	1.85	0.41
1:H:2345:PRO:HA	1:H:2443:PRO:O	2.20	0.41
1:I:3389:VAL:HG23	1:I:3391:ILE:HG13	2.03	0.41
1:L:6093:ALA:CB	3:L:6:NLX:H192	2.50	0.41
1:L:6363:LEU:CB	3:L:6:NLX:H162	2.48	0.41
1:A:1186:ARG:HB3	1:A:1324:ASP:HB2	2.03	0.41
1:A:1398:GLU:OE2	1:A:1550:LEU:HD13	2.20	0.41
1:D:4279:SER:O	1:D:4283:VAL:HG23	2.21	0.41

Continued on next page...

Continued from previous page...

Atom-1	Atom-2	Interatomic distance (Å)	Clash overlap (Å)
1:E:5105:LYS:HZ2	1:E:5482:LYS:HA	1.86	0.41
1:E:5321:THR:HG22	1:E:5322:VAL:N	2.35	0.41
1:E:5395:LEU:HD13	1:E:5550:LEU:CD1	2.50	0.41
1:F:6047:VAL:HG21	1:F:6155:LEU:CD2	2.48	0.41
1:F:6096:LEU:HD23	1:F:6363:LEU:HD21	2.03	0.41
1:G:1119:LEU:HD12	1:G:1119:LEU:C	2.41	0.41
1:H:2074:TRP:CE2	1:H:2078:LYS:HD2	2.55	0.41
1:H:2097:LEU:CD1	3:H:2:NLX:H11	2.51	0.41
1:H:2354:GLU:O	1:H:2468:HIS:HB2	2.20	0.41
1:I:3289:LYS:HA	1:I:3293:GLU:OE2	2.20	0.41
1:I:3304:LEU:HA	3:I:3:NLX:H202	2.01	0.41
1:I:3364:MET:SD	3:I:3:NLX:H171	2.61	0.41
1:J:4232:LEU:HA	1:J:4341:PHE:HB3	2.02	0.41
1:K:5252:THR:HG23	1:K:5425:MET:O	2.21	0.41
1:L:6311:ASP:OD1	1:L:6313:ARG:N	2.49	0.41
1:A:1447:TYR:HB3	1:A:1517:TRP:CZ2	2.55	0.41
1:C:3355:PHE:CD1	1:C:3421:ILE:HG21	2.56	0.41
1:C:3386:TYR:N	1:C:3387:PRO:HD2	2.35	0.41
1:C:3449:PHE:CE2	1:C:3451:TYR:HB3	2.55	0.41
1:C:3526:TYR:CD2	1:C:3539:LEU:HB2	2.55	0.41
1:D:4145:MET:CB	1:D:4304:LEU:HD21	2.51	0.41
1:D:4275:LYS:HD3	1:D:4275:LYS:HA	1.73	0.41
1:D:4325:GLY:O	1:D:4329:LEU:CD2	2.69	0.41
1:H:2103:ASN:O	1:H:2481:LEU:HB2	2.21	0.41
1:H:2107:ASN:ND2	1:H:2108:ILE:N	2.68	0.41
1:I:3043:PHE:CD1	1:I:3043:PHE:N	2.88	0.41
1:I:3112:LEU:O	1:I:3113:SER:HB2	2.20	0.41
1:J:4211:ASN:HA	1:J:4212:PRO:HD2	1.94	0.41
1:L:6546:PHE:O	1:L:6549:ASN:HB3	2.20	0.41
1:A:1140:HIS:HD2	1:A:1141:GLY:O	2.03	0.41
1:A:1367:PRO:HB3	1:F:6361:MET:HG2	2.02	0.41
1:A:1420:LEU:HD12	1:A:1547:TRP:CZ2	2.55	0.41
1:B:2381:LEU:O	1:B:2384:LYS:N	2.53	0.41
1:C:3205:ILE:HD12	1:C:3205:ILE:HA	1.95	0.41
1:D:4375:GLN:HE21	1:D:4375:GLN:HB3	1.50	0.41
1:F:6336:GLN:O	1:F:6339:ARG:HD2	2.21	0.41
1:F:6451:TYR:HE2	1:F:6489:GLU:HG3	1.86	0.41
1:G:1311:ASP:HA	1:G:1312:PRO:HD3	1.90	0.41
1:G:1352:LYS:HD3	1:G:1450:GLN:CD	2.41	0.41
1:G:1354:GLU:HA	1:G:1354:GLU:OE1	2.20	0.41
1:H:2358:LEU:HG	1:H:2363:LEU:HD12	2.03	0.41

Continued on next page...

Continued from previous page...

Atom-1	Atom-2	Interatomic distance (Å)	Clash overlap (Å)
1:H:2464:VAL:HG12	1:H:2467:ASP:HB2	2.03	0.41
1:I:3498:LYS:HB3	1:I:3514:LEU:CD1	2.47	0.41
1:L:6090:ASP:HB3	1:L:6093:ALA:HB3	2.03	0.41
1:L:6393:LYS:O	1:L:6396:ILE:HG12	2.21	0.41
1:A:1104:ARG:NH1	1:A:1153:ASP:OD1	2.54	0.41
1:A:1126:ASP:OD2	1:A:1129:LYS:HG2	2.21	0.41
1:A:1220:GLU:O	1:A:1221:SER:HB3	2.21	0.41
1:A:1417:PHE:O	1:A:1420:LEU:HB3	2.21	0.41
1:C:3055:PHE:CE1	1:C:3197:ALA:HB2	2.56	0.41
1:C:3067:PRO:HB3	1:C:3192:LEU:HD13	2.03	0.41
1:C:3143:GLY:CA	3:C:3:NLX:C15	2.94	0.41
1:C:3175:TRP:CZ2	1:C:3294:LEU:HB2	2.56	0.41
1:C:3475:VAL:HG22	1:C:3496:VAL:CG1	2.50	0.41
1:C:3534:GLN:CD	1:C:3534:GLN:N	2.73	0.41
1:D:4488:GLU:HG2	1:D:4489:GLU:N	2.35	0.41
1:E:5375:GLN:HE22	1:E:5401:GLU:HA	1.85	0.41
1:E:5455:PHE:CE1	1:E:5478:ALA:HB3	2.56	0.41
1:E:5491:ARG:HG2	1:E:5491:ARG:NH1	2.36	0.41
1:F:6262:LYS:NZ	1:F:6282:MET:CE	2.84	0.41
1:G:1132:ARG:HD3	1:G:1132:ARG:HA	1.80	0.41
1:G:1395:LEU:HD22	1:G:1550:LEU:HD12	2.03	0.41
1:G:1402:LYS:O	1:G:1402:LYS:HG3	2.20	0.41
1:G:1428:VAL:CB	1:G:1429:PRO:HD3	2.46	0.41
1:H:2409:ASP:C	1:H:2411:VAL:H	2.25	0.41
1:I:3177:PHE:CD2	1:I:3177:PHE:N	2.89	0.41
1:I:3277:THR:HG22	1:I:3278:THR:HG23	2.03	0.41
1:I:3473:PHE:HB3	1:I:3478:ALA:HB3	2.02	0.41
1:J:4351:ASN:HB3	1:J:4466:GLY:O	2.21	0.41
1:J:4363:LEU:HD22	3:J:4:NLX:C18	2.51	0.41
1:J:4447:TYR:CD2	1:J:4447:TYR:C	2.94	0.41
1:K:5034:LEU:HD13	1:K:5034:LEU:O	2.21	0.41
1:K:5217:ILE:HG13	1:K:5227:VAL:HG13	2.03	0.41
1:K:5404:LEU:C	1:K:5406:GLY:H	2.23	0.41
1:K:5527:LEU:HG	1:K:5529:ILE:HG13	2.03	0.41
1:L:6140:HIS:CD2	1:L:6141:GLY:N	2.89	0.41
1:L:6218:PHE:HB2	1:L:6244:ILE:HB	2.03	0.41
1:L:6304:LEU:HB3	3:L:6:NLX:C17	2.51	0.41
1:L:6375:GLN:O	1:L:6378:ALA:HB3	2.21	0.41
1:L:6444:THR:HG22	1:L:6445:TYR:N	2.35	0.41
1:A:1205:ILE:HD12	1:A:1205:ILE:HA	1.92	0.41
1:A:1494:LYS:O	1:A:1498:LYS:HB2	2.21	0.41

Continued on next page...

Continued from previous page...

Atom-1	Atom-2	Interatomic distance (Å)	Clash overlap (Å)
1:C:3104:ARG:HH11	1:C:3104:ARG:HG2	1.86	0.41
1:C:3371:GLY:HA2	1:D:4371:GLY:HA3	2.02	0.41
1:E:5145:MET:CG	1:E:5318:LEU:HD23	2.51	0.41
1:E:5237:LYS:HZ2	1:E:5340:ASN:ND2	2.19	0.41
1:E:5257:LYS:HE3	1:E:5316:GLN:OE1	2.20	0.41
1:E:5493:SER:O	1:E:5497:MET:HG3	2.21	0.41
1:J:4455:PHE:CE2	1:J:4482:LYS:HB2	2.56	0.41
1:L:6452:ARG:HA	1:L:6453:PRO:HD2	1.95	0.41
3:L:6:NLX:H203	3:L:6:NLX:O4	2.21	0.41
1:A:1257:LYS:NZ	1:A:1318:LEU:O	2.49	0.40
1:B:2549:ASN:O	1:B:2552:ALA:N	2.52	0.40
1:D:4030:HIS:CD2	1:D:4071:ALA:HB3	2.56	0.40
1:D:4057:LYS:HG3	1:D:4058:PRO:HD2	2.03	0.40
1:D:4079:ASN:ND2	4:D:7835:HOH:O	2.48	0.40
1:E:5346:TYR:HB3	1:E:5437:HIS:CD2	2.56	0.40
1:F:6330:LYS:HB2	1:F:6334:GLU:OE1	2.20	0.40
1:F:6338:GLU:C	1:F:6340:ASN:N	2.72	0.40
1:F:6359:ILE:HG23	3:F:6:NLX:H161	2.03	0.40
1:G:1149:ALA:CB	1:G:1169:GLN:HG3	2.51	0.40
1:H:2435:ARG:O	1:H:2438:ARG:HB3	2.22	0.40
1:I:3107:ASN:HD22	1:I:3108:ILE:H	1.69	0.40
1:I:3354:GLU:HB2	1:I:3422:ALA:HB1	2.04	0.40
1:J:4313:ARG:HG2	1:J:4386:TYR:CE2	2.57	0.40
1:K:5313:ARG:HA	1:K:5386:TYR:CD2	2.57	0.40
1:L:6048:ALA:HB3	1:L:6123:THR:CG2	2.50	0.40
1:L:6382:LEU:HD21	1:L:6420:LEU:HD21	2.02	0.40
1:L:6452:ARG:HG2	1:L:6452:ARG:NH1	2.36	0.40
1:A:1254:VAL:HG22	1:A:1254:VAL:O	2.22	0.40
1:A:1349:GLY:HA3	1:A:1447:TYR:CD1	2.56	0.40
1:A:1449:PHE:CE2	1:A:1471:GLU:HA	2.56	0.40
1:B:2241:HIS:O	1:B:2242:ARG:HD2	2.21	0.40
1:C:3495:MET:HG3	1:C:3514:LEU:CD2	2.49	0.40
1:D:4338:GLU:H	1:D:4338:GLU:HG3	1.54	0.40
1:D:4370:GLU:HA	1:D:4370:GLU:OE2	2.22	0.40
1:D:4455:PHE:CD2	1:D:4482:LYS:HD3	2.56	0.40
1:F:6303:PHE:HB3	1:F:6317:PRO:O	2.21	0.40
1:G:1517:TRP:CE3	1:G:1527:LEU:HD22	2.56	0.40
1:H:2428:VAL:HB	1:H:2429:PRO:HD3	2.03	0.40
1:I:3087:CYS:O	1:I:3088:THR:C	2.59	0.40
1:J:4138:TRP:CH2	1:J:4220:GLU:HB2	2.57	0.40
1:J:4303:PHE:C	1:J:4304:LEU:HD22	2.41	0.40

Continued on next page...

Continued from previous page...

Atom-1	Atom-2	Interatomic distance (Å)	Clash overlap (Å)
1:K:5205:ILE:HD12	1:K:5205:ILE:HA	1.88	0.40
1:L:6104:ARG:HD2	4:L:7255:HOH:O	2.22	0.40
1:A:1123:THR:O	1:A:1123:THR:HG23	2.21	0.40
1:A:1229:VAL:O	1:A:1232:LEU:N	2.51	0.40
1:A:1316:GLN:OE1	1:A:1316:GLN:HA	2.21	0.40
1:B:2205:ILE:HG13	1:B:2210:GLY:HA3	2.02	0.40
1:B:2373:LEU:CD2	1:B:2378:ALA:HB2	2.33	0.40
1:C:3040:LEU:HD13	1:C:3155:LEU:HD13	2.03	0.40
1:C:3223:GLY:O	1:C:3227:VAL:HG23	2.22	0.40
1:C:3464:VAL:CG2	1:D:4370:GLU:HG3	2.51	0.40
1:E:5221:SER:HA	1:E:5247:SER:O	2.21	0.40
1:F:6074:TRP:NE1	1:F:6078:LYS:HB2	2.36	0.40
1:F:6191:HIS:CD2	1:F:6321:THR:HG23	2.56	0.40
1:F:6342:HIS:CD2	4:F:7231:HOH:O	2.74	0.40
1:G:1221:SER:OG	1:G:1222:ALA:N	2.53	0.40
1:H:2091:PRO:HG3	1:H:2112:LEU:HD11	2.04	0.40
1:H:2264:LEU:HD22	1:H:2316:GLN:HG3	2.02	0.40
1:I:3151:THR:HB	1:I:3152:TYR:CE1	2.55	0.40
1:I:3359:ILE:HG23	3:I:3:NLX:C15	2.51	0.40
1:I:3452:ARG:CZ	1:I:3462:LYS:HA	2.52	0.40
1:J:4061:GLY:HA2	4:J:8043:HOH:O	2.21	0.40
1:K:5318:LEU:HD11	3:K:5:NLX:C2	2.52	0.40
1:K:5357:TRP:O	1:K:5361:MET:CB	2.69	0.40
1:K:5425:MET:HG2	4:K:7147:HOH:O	2.22	0.40
1:K:5495:MET:O	1:K:5499:PHE:HB2	2.22	0.40
1:L:6358:LEU:HD11	1:L:6363:LEU:HD11	2.04	0.40
1:A:1266:GLU:O	1:A:1270:ILE:HD12	2.21	0.40
1:A:1341:PHE:CD2	1:A:1341:PHE:N	2.89	0.40
1:A:1519:GLU:HG2	1:A:1520:TYR:N	2.36	0.40
1:A:1539:LEU:N	4:A:7558:HOH:O	2.54	0.40
1:B:2026:VAL:CG1	1:B:2027:ASP:N	2.84	0.40
1:C:3431:VAL:HA	1:C:3446:MET:CE	2.51	0.40
1:D:4211:ASN:HA	1:D:4212:PRO:HD2	1.93	0.40
1:E:5022:SER:HB3	4:E:8085:HOH:O	2.21	0.40
1:E:5145:MET:CB	1:E:5304:LEU:HD11	2.49	0.40
1:F:6449:PHE:CE2	1:F:6451:TYR:HB3	2.57	0.40
1:F:6471:GLU:O	1:F:6475:VAL:HG23	2.21	0.40
1:F:6534:GLN:H	1:F:6534:GLN:CD	2.24	0.40
1:G:1351:ASN:O	1:G:1352:LYS:C	2.60	0.40
1:H:2048:ALA:HB3	1:H:2123:THR:CG2	2.47	0.40
1:H:2244:ILE:HG12	1:H:2347:MET:HB3	2.03	0.40

Continued on next page...

Continued from previous page...

Atom-1	Atom-2	Interatomic distance (Å)	Clash overlap (Å)
1:I:3191:HIS:HD2	1:I:3321:THR:HG23	1.85	0.40
1:J:4049:ILE:HG12	1:J:4122:TYR:CD2	2.56	0.40
1:J:4182:ASP:N	1:J:4182:ASP:OD2	2.54	0.40
1:J:4370:GLU:C	1:J:4372:GLN:H	2.24	0.40
1:K:5249:VAL:H	1:K:5252:THR:HG1	1.70	0.40
1:K:5450:GLN:O	1:K:5451:TYR:HB2	2.21	0.40
1:K:5498:LYS:HG2	1:K:5502:ASN:ND2	2.33	0.40
1:L:6263:PRO:HB2	4:L:7197:HOH:O	2.21	0.40
1:L:6351:ASN:N	1:L:6351:ASN:HD22	2.19	0.40
1:L:6545:ALA:C	1:L:6548:THR:HG22	2.42	0.40
1:A:1401:GLU:C	1:A:1403:TYR:H	2.25	0.40
1:A:1420:LEU:CD1	1:A:1547:TRP:CZ2	3.05	0.40
1:A:1420:LEU:CD1	1:A:1547:TRP:HZ2	2.35	0.40
1:B:2339:ARG:O	1:B:2341:PHE:CD2	2.74	0.40
1:C:3357:TRP:C	1:C:3360:PRO:HD2	2.41	0.40
1:C:3526:TYR:CE1	1:C:3539:LEU:HD13	2.57	0.40
1:E:5034:LEU:C	1:E:5034:LEU:CD2	2.90	0.40
1:F:6185:SER:HB2	1:F:6283:VAL:HG21	2.03	0.40
1:H:2420:LEU:CD1	1:H:2547:TRP:HZ2	2.33	0.40
1:J:4355:PHE:HB2	1:J:4422:ALA:HB2	2.02	0.40
1:J:4428:VAL:CB	1:J:4429:PRO:HD3	2.43	0.40
1:K:5036:LYS:HG2	1:K:5049:ILE:HB	2.03	0.40
1:K:5142:GLY:CA	3:K:5:NLX:H82	2.52	0.40
1:K:5389:VAL:HB	1:K:5391:ILE:HG13	2.03	0.40
1:L:6426:PHE:C	1:L:6429:PRO:HD2	2.42	0.40

There are no symmetry-related clashes.

5.3 Torsion angles (i)

5.3.1 Protein backbone (i)

In the following table, the Percentiles column shows the percent Ramachandran outliers of the chain as a percentile score with respect to all X-ray entries followed by that with respect to entries of similar resolution.

The Analysed column shows the number of residues for which the backbone conformation was analysed, and the total number of residues.

Mol	Chain	Analysed	Favoured	Allowed	Outliers	Percentiles
1	A	530/548 (97%)	480 (91%)	41 (8%)	9 (2%)	9 31

Continued on next page...

Continued from previous page...

Mol	Chain	Analysed	Favoured	Allowed	Outliers	Percentiles	
1	B	530/548 (97%)	476 (90%)	48 (9%)	6 (1%)	14	42
1	C	529/548 (96%)	489 (92%)	33 (6%)	7 (1%)	12	37
1	D	531/548 (97%)	491 (92%)	36 (7%)	4 (1%)	19	51
1	E	529/548 (96%)	482 (91%)	40 (8%)	7 (1%)	12	37
1	F	529/548 (96%)	477 (90%)	44 (8%)	8 (2%)	10	34
1	G	530/548 (97%)	467 (88%)	55 (10%)	8 (2%)	10	34
1	H	529/548 (96%)	470 (89%)	52 (10%)	7 (1%)	12	37
1	I	529/548 (96%)	466 (88%)	56 (11%)	7 (1%)	12	37
1	J	530/548 (97%)	484 (91%)	40 (8%)	6 (1%)	14	42
1	K	529/548 (96%)	475 (90%)	48 (9%)	6 (1%)	14	42
1	L	529/548 (96%)	467 (88%)	53 (10%)	9 (2%)	9	31
All	All	6354/6576 (97%)	5724 (90%)	546 (9%)	84 (1%)	12	37

All (84) Ramachandran outliers are listed below:

Mol	Chain	Res	Type
1	A	1253	SER
1	B	2342	HIS
1	C	3253	SER
1	D	4185	SER
1	D	4253	SER
1	E	5237	LYS
1	E	5253	SER
1	G	1253	SER
1	G	1339	ARG
1	G	1375	GLN
1	H	2205	ILE
1	I	3535	ALA
1	J	4105	LYS
1	J	4253	SER
1	L	6539	LEU
1	A	1185	SER
1	A	1375	GLN
1	B	2237	LYS
1	B	2253	SER
1	B	2340	ASN
1	C	3185	SER
1	C	3405	GLY

Continued on next page...

Continued from previous page...

Mol	Chain	Res	Type
1	C	3427	GLY
1	D	4552	ALA
1	E	5127	LEU
1	E	5371	GLY
1	F	6185	SER
1	F	6406	GLY
1	G	1462	LYS
1	G	1520	TYR
1	H	2185	SER
1	H	2253	SER
1	H	2375	GLN
1	I	3341	PHE
1	J	4185	SER
1	J	4375	GLN
1	K	5237	LYS
1	K	5340	ASN
1	L	6127	LEU
1	A	1358	LEU
1	C	3127	LEU
1	D	4337	ALA
1	E	5044	ALA
1	F	6357	TRP
1	G	1378	ALA
1	I	3185	SER
1	J	4343	THR
1	J	4371	GLY
1	K	5185	SER
1	K	5253	SER
1	K	5338	GLU
1	L	6142	GLY
1	A	1221	SER
1	A	1406	GLY
1	C	3079	ASN
1	C	3113	SER
1	E	5185	SER
1	F	6253	SER
1	F	6479	PRO
1	G	1185	SER
1	H	2343	THR
1	H	2462	LYS
1	I	3205	ILE
1	L	6041	GLU

Continued on next page...

Continued from previous page...

Mol	Chain	Res	Type
1	L	6253	SER
1	L	6254	VAL
1	A	1155	LEU
1	A	1538	LYS
1	B	2044	ALA
1	B	2373	LEU
1	F	6129	LYS
1	G	1352	LYS
1	I	3142	GLY
1	L	6358	LEU
1	L	6538	LYS
1	A	1356	GLY
1	F	6259	GLY
1	F	6358	LEU
1	L	6303	PHE
1	E	5427	GLY
1	I	3367	PRO
1	I	3427	GLY
1	K	5061	GLY
1	H	2173	GLY

5.3.2 Protein sidechains (i)

In the following table, the Percentiles column shows the percent sidechain outliers of the chain as a percentile score with respect to all X-ray entries followed by that with respect to entries of similar resolution.

The Analysed column shows the number of residues for which the sidechain conformation was analysed, and the total number of residues.

Mol	Chain	Analysed	Rotameric	Outliers	Percentiles	
1	A	448/463 (97%)	435 (97%)	13 (3%)	42	76
1	B	448/463 (97%)	431 (96%)	17 (4%)	33	67
1	C	447/463 (96%)	420 (94%)	27 (6%)	19	49
1	D	448/463 (97%)	423 (94%)	25 (6%)	21	52
1	E	447/463 (96%)	422 (94%)	25 (6%)	21	52
1	F	447/463 (96%)	426 (95%)	21 (5%)	26	59
1	G	448/463 (97%)	419 (94%)	29 (6%)	17	45
1	H	447/463 (96%)	427 (96%)	20 (4%)	27	61

Continued on next page...

Continued from previous page...

Mol	Chain	Analysed	Rotameric	Outliers	Percentiles	
1	I	447/463 (96%)	418 (94%)	29 (6%)	17	45
1	J	448/463 (97%)	426 (95%)	22 (5%)	25	57
1	K	447/463 (96%)	421 (94%)	26 (6%)	20	50
1	L	447/463 (96%)	433 (97%)	14 (3%)	40	74
All	All	5369/5556 (97%)	5101 (95%)	268 (5%)	24	57

All (268) residues with a non-rotameric sidechain are listed below:

Mol	Chain	Res	Type
1	A	1078	LYS
1	A	1218	PHE
1	A	1253	SER
1	A	1264	LEU
1	A	1304	LEU
1	A	1309	GLN
1	A	1341	PHE
1	A	1366	TYR
1	A	1394	GLU
1	A	1408	ASP
1	A	1410	THR
1	A	1488	GLU
1	A	1491	ARG
1	B	2034	LEU
1	B	2111	LYS
1	B	2160	HIS
1	B	2218	PHE
1	B	2220	GLU
1	B	2225	GLU
1	B	2258	LYS
1	B	2299	LEU
1	B	2309	GLN
1	B	2319	LEU
1	B	2341	PHE
1	B	2346	TYR
1	B	2366	TYR
1	B	2404	LEU
1	B	2420	LEU
1	B	2499	PHE
1	B	2512	GLU
1	C	3027	ASP
1	C	3088	THR

Continued on next page...

Continued from previous page...

Mol	Chain	Res	Type
1	C	3106	GLU
1	C	3107	ASN
1	C	3155	LEU
1	C	3218	PHE
1	C	3220	GLU
1	C	3221	SER
1	C	3225	GLU
1	C	3242	ARG
1	C	3264	LEU
1	C	3296	GLU
1	C	3299	LEU
1	C	3309	GLN
1	C	3319	LEU
1	C	3330	LYS
1	C	3333	GLU
1	C	3339	ARG
1	C	3355	PHE
1	C	3374	ASP
1	C	3394	GLU
1	C	3414	LYS
1	C	3420	LEU
1	C	3483	GLU
1	C	3499	PHE
1	C	3500	TRP
1	C	3534	GLN
1	D	4027	ASP
1	D	4078	LYS
1	D	4106	GLU
1	D	4107	ASN
1	D	4218	PHE
1	D	4242	ARG
1	D	4253	SER
1	D	4264	LEU
1	D	4279	SER
1	D	4304	LEU
1	D	4309	GLN
1	D	4316	GLN
1	D	4327	LEU
1	D	4338	GLU
1	D	4341	PHE
1	D	4346	TYR
1	D	4363	LEU

Continued on next page...

Continued from previous page...

Mol	Chain	Res	Type
1	D	4366	TYR
1	D	4372	GLN
1	D	4375	GLN
1	D	4420	LEU
1	D	4458	ASP
1	D	4471	GLU
1	D	4488	GLU
1	D	4491	ARG
1	E	5033	VAL
1	E	5034	LEU
1	E	5079	ASN
1	E	5105	LYS
1	E	5107	ASN
1	E	5111	LYS
1	E	5155	LEU
1	E	5203	ASP
1	E	5218	PHE
1	E	5220	GLU
1	E	5225	GLU
1	E	5258	LYS
1	E	5266	GLU
1	E	5289	LYS
1	E	5305	SER
1	E	5319	LEU
1	E	5340	ASN
1	E	5346	TYR
1	E	5366	TYR
1	E	5370	GLU
1	E	5394	GLU
1	E	5408	ASP
1	E	5463	THR
1	E	5499	PHE
1	E	5500	TRP
1	F	6072	GLU
1	F	6155	LEU
1	F	6203	ASP
1	F	6214	SER
1	F	6220	GLU
1	F	6221	SER
1	F	6249	VAL
1	F	6257	LYS
1	F	6258	LYS

Continued on next page...

Continued from previous page...

Mol	Chain	Res	Type
1	F	6264	LEU
1	F	6277	THR
1	F	6323	ILE
1	F	6346	TYR
1	F	6372	GLN
1	F	6374	ASP
1	F	6414	LYS
1	F	6471	GLU
1	F	6489	GLU
1	F	6500	TRP
1	F	6534	GLN
1	F	6541	ASP
1	G	1034	LEU
1	G	1041	GLU
1	G	1104	ARG
1	G	1126	ASP
1	G	1128	THR
1	G	1146	VAL
1	G	1218	PHE
1	G	1225	GLU
1	G	1226	SER
1	G	1264	LEU
1	G	1267	GLN
1	G	1276	THR
1	G	1277	THR
1	G	1279	SER
1	G	1309	GLN
1	G	1318	LEU
1	G	1319	LEU
1	G	1340	ASN
1	G	1346	TYR
1	G	1366	TYR
1	G	1375	GLN
1	G	1380	SER
1	G	1393	LYS
1	G	1407	THR
1	G	1458	ASP
1	G	1463	THR
1	G	1500	TRP
1	G	1522	GLN
1	G	1541	ASP
1	H	2034	LEU

Continued on next page...

Continued from previous page...

Mol	Chain	Res	Type
1	H	2111	LYS
1	H	2129	LYS
1	H	2132	ARG
1	H	2155	LEU
1	H	2218	PHE
1	H	2225	GLU
1	H	2258	LYS
1	H	2292	GLU
1	H	2309	GLN
1	H	2338	GLU
1	H	2342	HIS
1	H	2346	TYR
1	H	2404	LEU
1	H	2409	ASP
1	H	2411	VAL
1	H	2483	GLU
1	H	2499	PHE
1	H	2500	TRP
1	H	2532	ASN
1	I	3034	LEU
1	I	3064	ARG
1	I	3072	GLU
1	I	3105	LYS
1	I	3107	ASN
1	I	3155	LEU
1	I	3218	PHE
1	I	3220	GLU
1	I	3225	GLU
1	I	3240	PHE
1	I	3258	LYS
1	I	3264	LEU
1	I	3296	GLU
1	I	3299	LEU
1	I	3330	LYS
1	I	3340	ASN
1	I	3341	PHE
1	I	3346	TYR
1	I	3372	GLN
1	I	3374	ASP
1	I	3385	SER
1	I	3414	LYS
1	I	3420	LEU

Continued on next page...

Continued from previous page...

Mol	Chain	Res	Type
1	I	3447	TYR
1	I	3470	ASP
1	I	3500	TRP
1	I	3512	GLU
1	I	3534	GLN
1	I	3549	ASN
1	J	4027	ASP
1	J	4034	LEU
1	J	4041	GLU
1	J	4072	GLU
1	J	4102	THR
1	J	4104	ARG
1	J	4107	ASN
1	J	4218	PHE
1	J	4258	LYS
1	J	4264	LEU
1	J	4282	MET
1	J	4297	THR
1	J	4304	LEU
1	J	4316	GLN
1	J	4319	LEU
1	J	4342	HIS
1	J	4366	TYR
1	J	4375	GLN
1	J	4394	GLU
1	J	4404	LEU
1	J	4471	GLU
1	J	4506	ASN
1	K	5033	VAL
1	K	5066	THR
1	K	5069	GLN
1	K	5128	THR
1	K	5155	LEU
1	K	5220	GLU
1	K	5225	GLU
1	K	5240	PHE
1	K	5242	ARG
1	K	5258	LYS
1	K	5299	LEU
1	K	5305	SER
1	K	5309	GLN
1	K	5330	LYS

Continued on next page...

Continued from previous page...

Mol	Chain	Res	Type
1	K	5341	PHE
1	K	5366	TYR
1	K	5374	ASP
1	K	5375	GLN
1	K	5390	CYS
1	K	5426	PHE
1	K	5439	ASP
1	K	5463	THR
1	K	5499	PHE
1	K	5500	TRP
1	K	5512	GLU
1	K	5541	ASP
1	L	6107	ASN
1	L	6130	LYS
1	L	6155	LEU
1	L	6218	PHE
1	L	6220	GLU
1	L	6258	LYS
1	L	6264	LEU
1	L	6278	THR
1	L	6414	LYS
1	L	6419	ASP
1	L	6420	LEU
1	L	6447	TYR
1	L	6463	THR
1	L	6500	TRP

Sometimes sidechains can be flipped to improve hydrogen bonding and reduce clashes. All (177) such sidechains are listed below:

Mol	Chain	Res	Type
1	A	1030	HIS
1	A	1079	ASN
1	A	1095	GLN
1	A	1131	ASN
1	A	1140	HIS
1	A	1160	HIS
1	A	1162	ASN
1	A	1184	HIS
1	A	1238	ASN
1	A	1241	HIS
1	A	1288	GLN
1	A	1309	GLN

Continued on next page...

Continued from previous page...

Mol	Chain	Res	Type
1	A	1336	GLN
1	A	1340	ASN
1	A	1342	HIS
1	A	1351	ASN
1	A	1353	GLN
1	A	1372	GLN
1	A	1375	GLN
1	A	1436	ASN
1	A	1502	ASN
1	B	2030	HIS
1	B	2045	GLN
1	B	2069	GLN
1	B	2140	HIS
1	B	2162	ASN
1	B	2241	HIS
1	B	2309	GLN
1	B	2316	GLN
1	B	2336	GLN
1	B	2351	ASN
1	B	2353	GLN
1	B	2372	GLN
1	B	2436	ASN
1	B	2450	GLN
1	B	2532	ASN
1	B	2537	GLN
1	C	3045	GLN
1	C	3095	GLN
1	C	3140	HIS
1	C	3162	ASN
1	C	3202	GLN
1	C	3238	ASN
1	C	3241	HIS
1	C	3351	ASN
1	C	3353	GLN
1	C	3375	GLN
1	C	3436	ASN
1	C	3437	HIS
1	C	3450	GLN
1	C	3532	ASN
1	C	3534	GLN
1	C	3537	GLN
1	D	4069	GLN

Continued on next page...

Continued from previous page...

Mol	Chain	Res	Type
1	D	4107	ASN
1	D	4131	ASN
1	D	4140	HIS
1	D	4241	HIS
1	D	4309	GLN
1	D	4336	GLN
1	D	4342	HIS
1	D	4351	ASN
1	D	4372	GLN
1	D	4375	GLN
1	D	4450	GLN
1	D	4508	ASN
1	D	4510	ASN
1	D	4537	GLN
1	E	5131	ASN
1	E	5140	HIS
1	E	5162	ASN
1	E	5211	ASN
1	E	5241	HIS
1	E	5309	GLN
1	E	5336	GLN
1	E	5340	ASN
1	E	5353	GLN
1	E	5375	GLN
1	E	5436	ASN
1	E	5437	HIS
1	E	5506	ASN
1	E	5532	ASN
1	E	5537	GLN
1	F	6030	HIS
1	F	6079	ASN
1	F	6095	GLN
1	F	6140	HIS
1	F	6160	HIS
1	F	6211	ASN
1	F	6241	HIS
1	F	6336	GLN
1	F	6351	ASN
1	F	6353	GLN
1	F	6436	ASN
1	F	6532	ASN
1	F	6534	GLN

Continued on next page...

Continued from previous page...

Mol	Chain	Res	Type
1	G	1045	GLN
1	G	1107	ASN
1	G	1131	ASN
1	G	1140	HIS
1	G	1211	ASN
1	G	1241	HIS
1	G	1267	GLN
1	G	1309	GLN
1	G	1340	ASN
1	G	1351	ASN
1	G	1372	GLN
1	G	1375	GLN
1	G	1436	ASN
1	G	1522	GLN
1	G	1549	ASN
1	H	2045	GLN
1	H	2107	ASN
1	H	2140	HIS
1	H	2241	HIS
1	H	2267	GLN
1	H	2288	GLN
1	H	2316	GLN
1	H	2351	ASN
1	H	2372	GLN
1	H	2375	GLN
1	H	2528	GLN
1	H	2532	ASN
1	H	2534	GLN
1	H	2537	GLN
1	I	3140	HIS
1	I	3160	HIS
1	I	3184	HIS
1	I	3241	HIS
1	I	3316	GLN
1	I	3336	GLN
1	I	3351	ASN
1	I	3353	GLN
1	I	3375	GLN
1	I	3534	GLN
1	I	3537	GLN
1	I	3549	ASN
1	J	4045	GLN

Continued on next page...

Continued from previous page...

Mol	Chain	Res	Type
1	J	4079	ASN
1	J	4095	GLN
1	J	4107	ASN
1	J	4131	ASN
1	J	4140	HIS
1	J	4238	ASN
1	J	4241	HIS
1	J	4316	GLN
1	J	4336	GLN
1	J	4342	HIS
1	J	4351	ASN
1	J	4353	GLN
1	J	4375	GLN
1	J	4450	GLN
1	J	4537	GLN
1	K	5069	GLN
1	K	5131	ASN
1	K	5140	HIS
1	K	5160	HIS
1	K	5162	ASN
1	K	5241	HIS
1	K	5267	GLN
1	K	5288	GLN
1	K	5309	GLN
1	K	5336	GLN
1	K	5351	ASN
1	K	5353	GLN
1	K	5436	ASN
1	K	5437	HIS
1	K	5502	ASN
1	K	5522	GLN
1	K	5537	GLN
1	L	6107	ASN
1	L	6140	HIS
1	L	6238	ASN
1	L	6241	HIS
1	L	6351	ASN
1	L	6375	GLN
1	L	6450	GLN

5.3.3 RNA (i)

There are no RNA molecules in this entry.

5.4 Non-standard residues in protein, DNA, RNA chains (i)

There are no non-standard protein/DNA/RNA residues in this entry.

5.5 Carbohydrates (i)

There are no monosaccharides in this entry.

5.6 Ligand geometry (i)

25 ligands are modelled in this entry.

In the following table, the Counts columns list the number of bonds (or angles) for which Mogul statistics could be retrieved, the number of bonds (or angles) that are observed in the model and the number of bonds (or angles) that are defined in the Chemical Component Dictionary. The Link column lists molecule types, if any, to which the group is linked. The Z score for a bond length (or angle) is the number of standard deviations the observed value is removed from the expected value. A bond length (or angle) with $|Z| > 2$ is considered an outlier worth inspection. RMSZ is the root-mean-square of all Z scores of the bond lengths (or angles).

Mol	Type	Chain	Res	Link	Bond lengths			Bond angles		
					Counts	RMSZ	$\#\|Z\| > 2$	Counts	RMSZ	$\#\|Z\| > 2$
3	NLX	L	6	-	26,29,29	3.35	15 (57%)	45,49,49	2.19	15 (33%)
3	NLX	F	6	-	26,29,29	3.41	17 (65%)	45,49,49	5.27	22 (48%)
2	NAG	G	179	-	14,14,15	0.55	0	17,19,21	0.58	0
3	NLX	B	2	-	26,29,29	2.96	15 (57%)	45,49,49	2.04	14 (31%)
2	NAG	L	679	-	14,14,15	0.60	0	17,19,21	0.65	0
2	NAG	F	679	-	14,14,15	0.51	0	17,19,21	0.76	1 (5%)
2	NAG	A	180	-	14,14,15	0.60	0	17,19,21	0.66	0
2	NAG	H	279	-	14,14,15	0.48	0	17,19,21	0.66	0
2	NAG	E	579	-	14,14,15	0.51	0	17,19,21	0.76	1 (5%)
2	NAG	I	379	-	14,14,15	0.47	0	17,19,21	0.78	1 (5%)
2	NAG	K	579	-	14,14,15	0.52	0	17,19,21	0.75	1 (5%)
3	NLX	H	2	-	26,29,29	3.28	15 (57%)	45,49,49	2.46	15 (33%)
2	NAG	B	279	-	14,14,15	0.49	0	17,19,21	0.59	0
3	NLX	C	3	-	26,29,29	4.40	18 (69%)	45,49,49	5.14	19 (42%)
3	NLX	J	4	-	26,29,29	3.41	14 (53%)	45,49,49	2.06	12 (26%)

Mol	Type	Chain	Res	Link	Bond lengths			Bond angles		
					Counts	RMSZ	$\#\|Z\| > 2$	Counts	RMSZ	$\#\|Z\| > 2$
2	NAG	C	379	-	14,14,15	0.48	0	17,19,21	0.73	0
3	NLX	G	1	-	26,29,29	3.39	15 (57%)	45,49,49	2.22	14 (31%)
3	NLX	I	3	-	26,29,29	3.16	17 (65%)	45,49,49	2.36	15 (33%)
3	NLX	D	4	-	26,29,29	3.29	17 (65%)	45,49,49	2.30	15 (33%)
3	NLX	E	5	-	26,29,29	3.07	17 (65%)	45,49,49	2.05	14 (31%)
2	NAG	A	179	-	14,14,15	0.63	0	17,19,21	0.65	0
3	NLX	A	1	-	26,29,29	3.68	16 (61%)	45,49,49	2.20	16 (35%)
3	NLX	K	5	-	26,29,29	3.15	15 (57%)	45,49,49	2.09	15 (33%)
2	NAG	D	479	-	14,14,15	0.45	0	17,19,21	0.61	0
2	NAG	J	479	-	14,14,15	0.55	0	17,19,21	0.65	0

In the following table, the Chirals column lists the number of chiral outliers, the number of chiral centers analysed, the number of these observed in the model and the number defined in the Chemical Component Dictionary. Similar counts are reported in the Torsion and Rings columns. '-' means no outliers of that kind were identified.

Mol	Type	Chain	Res	Link	Chirals	Torsions	Rings
3	NLX	L	6	-	1/1/6/7	0/4/62/62	0/6/5/5
3	NLX	F	6	-	1/1/6/7	2/4/62/62	0/6/5/5
2	NAG	G	179	-	-	5/6/23/26	0/1/1/1
3	NLX	B	2	-	1/1/6/7	0/4/62/62	0/6/5/5
2	NAG	L	679	-	-	2/6/23/26	0/1/1/1
2	NAG	F	679	-	-	3/6/23/26	0/1/1/1
2	NAG	A	180	-	-	3/6/23/26	0/1/1/1
2	NAG	H	279	-	-	4/6/23/26	0/1/1/1
2	NAG	E	579	-	-	0/6/23/26	0/1/1/1
2	NAG	I	379	-	-	4/6/23/26	0/1/1/1
3	NLX	H	2	-	1/1/6/7	0/4/62/62	0/6/5/5
2	NAG	K	579	-	-	4/6/23/26	0/1/1/1
3	NLX	C	3	-	1/1/6/7	1/4/62/62	0/6/5/5
2	NAG	B	279	-	-	2/6/23/26	0/1/1/1
3	NLX	J	4	-	1/1/6/7	0/4/62/62	0/6/5/5
2	NAG	C	379	-	-	2/6/23/26	0/1/1/1
3	NLX	G	1	-	1/1/6/7	1/4/62/62	0/6/5/5
3	NLX	I	3	-	1/1/6/7	0/4/62/62	0/6/5/5
3	NLX	D	4	-	1/1/6/7	0/4/62/62	0/6/5/5
2	NAG	A	179	-	-	4/6/23/26	0/1/1/1
3	NLX	E	5	-	1/1/6/7	0/4/62/62	0/6/5/5
3	NLX	A	1	-	1/1/6/7	0/4/62/62	0/6/5/5

Continued on next page...

Continued from previous page...

Mol	Type	Chain	Res	Link	Chirals	Torsions	Rings
3	NLX	K	5	-	1/1/6/7	0/4/62/62	0/6/5/5
2	NAG	D	479	-	-	2/6/23/26	0/1/1/1
2	NAG	J	479	-	-	3/6/23/26	0/1/1/1

All (191) bond length outliers are listed below:

Mol	Chain	Res	Type	Atoms	Z	Observed(Å)	Ideal(Å)
3	C	3	NLX	C14-C9	14.77	1.78	1.55
3	D	4	NLX	C14-C9	10.24	1.71	1.55
3	H	2	NLX	C14-C9	9.99	1.71	1.55
3	J	4	NLX	C14-C9	9.64	1.70	1.55
3	A	1	NLX	C14-C9	9.52	1.70	1.55
3	I	3	NLX	C14-C9	8.67	1.69	1.55
3	L	6	NLX	C14-C9	8.45	1.68	1.55
3	G	1	NLX	C14-C9	8.31	1.68	1.55
3	K	5	NLX	C14-C9	8.07	1.68	1.55
3	E	5	NLX	C14-C9	7.96	1.67	1.55
3	A	1	NLX	C14-C13	7.26	1.63	1.53
3	F	6	NLX	C11-C12	7.02	1.50	1.39
3	F	6	NLX	C14-C13	6.89	1.63	1.53
3	L	6	NLX	C14-C13	6.84	1.63	1.53
3	G	1	NLX	C14-C13	6.68	1.62	1.53
3	I	3	NLX	C14-C13	6.46	1.62	1.53
3	K	5	NLX	C14-C13	6.46	1.62	1.53
3	B	2	NLX	C14-C13	6.36	1.62	1.53
3	B	2	NLX	C14-C9	6.34	1.65	1.55
3	C	3	NLX	C14-C13	6.31	1.62	1.53
3	H	2	NLX	C14-C13	6.31	1.62	1.53
3	J	4	NLX	C14-C13	6.25	1.62	1.53
3	E	5	NLX	C14-C13	5.97	1.61	1.53
3	A	1	NLX	C15-C13	5.69	1.62	1.54
3	D	4	NLX	C14-C13	5.64	1.61	1.53
3	C	3	NLX	C10-C11	5.60	1.62	1.51
3	C	3	NLX	C11-C12	5.38	1.48	1.39
3	L	6	NLX	C15-C13	5.34	1.61	1.54
3	C	3	NLX	C13-C5	5.33	1.61	1.54
3	G	1	NLX	C8-C14	5.31	1.60	1.53
3	F	6	NLX	C14-C9	5.26	1.63	1.55
3	G	1	NLX	C15-C13	5.18	1.61	1.54
3	C	3	NLX	O2-C5	5.14	1.54	1.47
3	A	1	NLX	C8-C14	5.14	1.60	1.53
3	C	3	NLX	C8-C14	5.04	1.60	1.53

Continued on next page...

Continued from previous page...

Mol	Chain	Res	Type	Atoms	Z	Observed(Å)	Ideal(Å)
3	J	4	NLX	C13-C5	4.82	1.60	1.54
3	J	4	NLX	C8-C14	4.80	1.60	1.53
3	A	1	NLX	C13-C5	4.80	1.60	1.54
3	I	3	NLX	C15-C13	4.74	1.60	1.54
3	B	2	NLX	C15-C13	4.72	1.60	1.54
3	A	1	NLX	C16-C15	4.66	1.60	1.52
3	K	5	NLX	C15-C13	4.59	1.60	1.54
3	H	2	NLX	C15-C13	4.54	1.60	1.54
3	J	4	NLX	C15-C13	4.46	1.60	1.54
3	E	5	NLX	C15-C13	4.46	1.60	1.54
3	L	6	NLX	C8-C14	4.43	1.59	1.53
3	D	4	NLX	C11-C12	4.41	1.46	1.39
3	D	4	NLX	C15-C13	4.41	1.60	1.54
3	F	6	NLX	O2-C5	4.38	1.53	1.47
3	F	6	NLX	C8-C7	4.34	1.62	1.53
3	F	6	NLX	C16-C15	4.33	1.60	1.52
3	B	2	NLX	C11-C12	4.16	1.46	1.39
3	K	5	NLX	C10-C11	4.08	1.59	1.51
3	L	6	NLX	C10-C11	4.07	1.59	1.51
3	E	5	NLX	C10-C11	4.07	1.59	1.51
3	G	1	NLX	C13-C5	4.06	1.59	1.54
3	D	4	NLX	C8-C14	3.98	1.58	1.53
3	J	4	NLX	C11-C12	3.97	1.45	1.39
3	A	1	NLX	C7-C6	3.96	1.57	1.50
3	G	1	NLX	C16-C15	3.95	1.59	1.52
3	H	2	NLX	C8-C14	3.92	1.58	1.53
3	G	1	NLX	C10-C11	3.91	1.58	1.51
3	H	2	NLX	C11-C12	3.87	1.45	1.39
3	K	5	NLX	C8-C14	3.86	1.58	1.53
3	J	4	NLX	C16-C15	3.86	1.59	1.52
3	H	2	NLX	C13-C5	3.83	1.59	1.54
3	L	6	NLX	C16-C15	3.79	1.59	1.52
3	I	3	NLX	C11-C12	3.78	1.45	1.39
3	F	6	NLX	C2-C3	3.78	1.46	1.39
3	G	1	NLX	C11-C12	3.78	1.45	1.39
3	F	6	NLX	C20-N1	3.76	1.61	1.50
3	K	5	NLX	C7-C6	3.75	1.57	1.50
3	A	1	NLX	C11-C12	3.73	1.45	1.39
3	J	4	NLX	C7-C6	3.71	1.57	1.50
3	C	3	NLX	C4-C12	3.71	1.43	1.38
3	G	1	NLX	C7-C6	3.71	1.57	1.50
3	F	6	NLX	C17-C18	3.70	1.63	1.50

Continued on next page...

Continued from previous page...

Mol	Chain	Res	Type	Atoms	Z	Observed(Å)	Ideal(Å)
3	L	6	NLX	C7-C6	3.65	1.56	1.50
3	C	3	NLX	C13-C12	3.62	1.56	1.50
3	K	5	NLX	C11-C12	3.61	1.45	1.39
3	D	4	NLX	C10-C11	3.57	1.58	1.51
3	A	1	NLX	C10-C11	3.56	1.58	1.51
3	F	6	NLX	C7-C6	3.55	1.56	1.50
3	I	3	NLX	C13-C5	3.54	1.59	1.54
3	B	2	NLX	C16-C15	3.53	1.58	1.52
3	B	2	NLX	C8-C14	3.51	1.58	1.53
3	F	6	NLX	C13-C5	3.50	1.59	1.54
3	K	5	NLX	C16-C15	3.47	1.58	1.52
3	L	6	NLX	C13-C5	3.47	1.59	1.54
3	E	5	NLX	C16-C15	3.43	1.58	1.52
3	F	6	NLX	C13-C12	3.39	1.56	1.50
3	D	4	NLX	C13-C5	3.39	1.58	1.54
3	C	3	NLX	C8-C7	3.37	1.60	1.53
3	B	2	NLX	C10-C11	3.30	1.57	1.51
3	A	1	NLX	C4-C12	3.27	1.43	1.38
3	H	2	NLX	C7-C6	3.26	1.56	1.50
3	E	5	NLX	O2-C5	3.24	1.51	1.47
3	I	3	NLX	C16-C15	3.23	1.58	1.52
3	B	2	NLX	O2-C5	3.22	1.51	1.47
3	D	4	NLX	C7-C6	3.22	1.56	1.50
3	I	3	NLX	C13-C12	3.19	1.56	1.50
3	E	5	NLX	C8-C14	3.17	1.57	1.53
3	C	3	NLX	C7-C6	3.15	1.56	1.50
3	H	2	NLX	O2-C5	3.14	1.51	1.47
3	L	6	NLX	C4-C12	3.13	1.42	1.38
3	K	5	NLX	C2-C1	3.11	1.44	1.38
3	J	4	NLX	C4-C12	3.11	1.42	1.38
3	L	6	NLX	O2-C5	3.10	1.51	1.47
3	C	3	NLX	C3-C4	3.09	1.46	1.40
3	G	1	NLX	C5-C6	3.09	1.60	1.52
3	F	6	NLX	C8-C14	3.08	1.57	1.53
3	B	2	NLX	C13-C5	3.06	1.58	1.54
3	E	5	NLX	C11-C12	3.05	1.44	1.39
3	E	5	NLX	C13-C5	3.04	1.58	1.54
3	I	3	NLX	C8-C14	3.03	1.57	1.53
3	L	6	NLX	C11-C12	2.98	1.44	1.39
3	H	2	NLX	C8-C7	2.98	1.59	1.53
3	E	5	NLX	C7-C6	2.96	1.55	1.50
3	J	4	NLX	C8-C7	2.94	1.59	1.53

Continued on next page...

Continued from previous page...

Mol	Chain	Res	Type	Atoms	Z	Observed(Å)	Ideal(Å)
3	K	5	NLX	C4-C12	2.93	1.42	1.38
3	L	6	NLX	C5-C6	2.90	1.59	1.52
3	I	3	NLX	C7-C6	2.88	1.55	1.50
3	B	2	NLX	C13-C12	2.86	1.55	1.50
3	E	5	NLX	C5-C6	2.86	1.59	1.52
3	E	5	NLX	C4-C12	2.86	1.42	1.38
3	J	4	NLX	C10-C11	2.84	1.56	1.51
3	K	5	NLX	C13-C5	2.82	1.58	1.54
3	G	1	NLX	C4-C12	2.79	1.42	1.38
3	H	2	NLX	C16-C15	2.78	1.57	1.52
3	B	2	NLX	C5-C6	2.75	1.59	1.52
3	I	3	NLX	C5-C6	2.74	1.59	1.52
3	E	5	NLX	C2-C1	2.74	1.43	1.38
3	B	2	NLX	C2-C1	2.73	1.43	1.38
3	I	3	NLX	C3-C4	2.72	1.45	1.40
3	G	1	NLX	O2-C5	2.72	1.50	1.47
3	D	4	NLX	C8-C7	2.70	1.58	1.53
3	D	4	NLX	C16-C15	2.70	1.57	1.52
3	G	1	NLX	C2-C1	2.69	1.43	1.38
3	C	3	NLX	C2-C1	2.69	1.43	1.38
3	H	2	NLX	C10-C11	2.64	1.56	1.51
3	B	2	NLX	C4-C12	2.64	1.42	1.38
3	C	3	NLX	C15-C13	2.64	1.57	1.54
3	L	6	NLX	C2-C1	2.63	1.43	1.38
3	A	1	NLX	C2-C1	2.63	1.43	1.38
3	D	4	NLX	C4-C12	2.59	1.42	1.38
3	A	1	NLX	O2-C5	2.58	1.50	1.47
3	A	1	NLX	C5-C6	2.56	1.59	1.52
3	C	3	NLX	O2-C4	2.55	1.42	1.38
3	I	3	NLX	O2-C5	2.55	1.50	1.47
3	A	1	NLX	C8-C7	2.55	1.58	1.53
3	J	4	NLX	O2-C5	2.51	1.50	1.47
3	K	5	NLX	C5-C6	2.47	1.58	1.52
3	I	3	NLX	C10-C11	2.43	1.56	1.51
3	B	2	NLX	C2-C3	2.43	1.43	1.39
3	E	5	NLX	C3-C4	2.42	1.45	1.40
3	D	4	NLX	O2-C5	2.42	1.50	1.47
3	B	2	NLX	C7-C6	2.39	1.54	1.50
3	D	4	NLX	C2-C1	2.39	1.43	1.38
3	H	2	NLX	C13-C12	2.38	1.54	1.50
3	C	3	NLX	C16-C15	2.38	1.56	1.52
3	L	6	NLX	C13-C12	2.36	1.54	1.50

Continued on next page...

Continued from previous page...

Mol	Chain	Res	Type	Atoms	Z	Observed(Å)	Ideal(Å)
3	I	3	NLX	C4-C12	2.36	1.41	1.38
3	L	6	NLX	C3-C4	2.35	1.45	1.40
3	H	2	NLX	C3-C4	2.32	1.45	1.40
3	J	4	NLX	C2-C1	2.30	1.42	1.38
3	C	3	NLX	C2-C3	2.29	1.43	1.39
3	F	6	NLX	C16-N1	2.28	1.57	1.52
3	G	1	NLX	C8-C7	2.28	1.57	1.53
3	F	6	NLX	C10-C11	2.24	1.55	1.51
3	F	6	NLX	C19-C18	2.22	1.43	1.28
3	H	2	NLX	C4-C12	2.19	1.41	1.38
3	I	3	NLX	C2-C1	2.18	1.42	1.38
3	I	3	NLX	C2-C3	2.16	1.43	1.39
3	K	5	NLX	O2-C5	2.16	1.50	1.47
3	G	1	NLX	C2-C3	2.13	1.43	1.39
3	D	4	NLX	C5-C6	2.13	1.58	1.52
3	K	5	NLX	C2-C3	2.13	1.43	1.39
3	A	1	NLX	C13-C12	2.12	1.54	1.50
3	K	5	NLX	C1-C11	2.11	1.43	1.39
3	A	1	NLX	C3-C4	2.09	1.44	1.40
3	F	6	NLX	C5-C6	2.09	1.57	1.52
3	C	3	NLX	C20-N1	2.07	1.56	1.50
3	D	4	NLX	C3-C4	2.06	1.44	1.40
3	I	3	NLX	C8-C7	2.06	1.57	1.53
3	D	4	NLX	C2-C3	2.05	1.43	1.39
3	E	5	NLX	C8-C7	2.04	1.57	1.53
3	H	2	NLX	C5-C6	2.02	1.57	1.52
3	J	4	NLX	C5-C6	2.01	1.57	1.52
3	D	4	NLX	C13-C12	2.01	1.54	1.50
3	E	5	NLX	C13-C12	2.00	1.54	1.50
3	E	5	NLX	C1-C11	2.00	1.43	1.39

All (190) bond angle outliers are listed below:

Mol	Chain	Res	Type	Atoms	Z	Observed(^{o})	Ideal(^{o})
3	C	3	NLX	C20-N1-C17	-23.54	63.74	108.50
3	F	6	NLX	C20-N1-C17	-22.28	66.14	108.50
3	C	3	NLX	C20-N1-C16	-17.31	68.71	108.64
3	F	6	NLX	C20-N1-C16	-15.98	71.79	108.64
3	C	3	NLX	C16-N1-C17	10.17	131.74	109.05
3	F	6	NLX	O2-C5-C6	10.12	116.90	108.51
3	F	6	NLX	C16-N1-C17	9.28	129.74	109.05
3	F	6	NLX	C15-C13-C14	8.82	116.41	109.35

Continued on next page...

Continued from previous page...

Mol	Chain	Res	Type	Atoms	Z	Observed(^{o})	Ideal(^{o})
3	G	1	NLX	O2-C5-C6	7.76	114.94	108.51
3	I	3	NLX	O2-C5-C6	7.46	114.70	108.51
3	H	2	NLX	C18-C17-N1	7.18	124.99	114.48
3	B	2	NLX	O2-C5-C6	6.73	114.09	108.51
3	I	3	NLX	C18-C17-N1	6.73	124.33	114.48
3	K	5	NLX	O2-C5-C6	6.51	113.91	108.51
3	L	6	NLX	O2-C5-C6	6.50	113.90	108.51
3	D	4	NLX	C18-C17-N1	6.06	123.35	114.48
3	F	6	NLX	C14-C13-C5	6.06	122.62	118.10
3	E	5	NLX	O2-C5-C6	5.88	113.38	108.51
3	H	2	NLX	O2-C5-C6	5.88	113.38	108.51
3	F	6	NLX	C13-C14-C9	5.85	110.30	106.37
3	B	2	NLX	C18-C17-N1	5.32	122.26	114.48
3	J	4	NLX	C18-C17-N1	5.28	122.22	114.48
3	C	3	NLX	O2-C5-C6	5.17	112.80	108.51
3	A	1	NLX	O2-C5-C6	5.11	112.74	108.51
3	A	1	NLX	C18-C17-N1	5.06	121.89	114.48
3	D	4	NLX	O2-C5-C6	4.96	112.62	108.51
3	C	3	NLX	C10-C9-C14	-4.94	104.30	114.46
3	H	2	NLX	C8-C14-C13	-4.90	107.38	111.47
3	L	6	NLX	C18-C17-N1	4.90	121.66	114.48
3	C	3	NLX	C8-C14-C13	-4.85	107.42	111.47
3	G	1	NLX	C18-C17-N1	4.80	121.51	114.48
3	D	4	NLX	C17-N1-C9	4.77	117.77	110.29
3	H	2	NLX	C17-N1-C9	4.63	117.56	110.29
3	D	4	NLX	C8-C14-C9	4.62	118.06	111.66
3	H	2	NLX	C8-C14-C9	4.55	117.95	111.66
3	K	5	NLX	C18-C17-N1	4.41	120.94	114.48
3	L	6	NLX	C7-C6-C5	4.37	123.33	116.44
3	J	4	NLX	C16-C15-C13	4.30	118.74	111.52
3	G	1	NLX	C7-C6-C5	4.29	123.21	116.44
3	A	1	NLX	C8-C14-C9	4.23	117.51	111.66
3	C	3	NLX	C8-C14-C9	4.22	117.50	111.66
3	D	4	NLX	C8-C14-C13	-4.22	107.95	111.47
3	K	5	NLX	C7-C6-C5	4.18	123.03	116.44
3	J	4	NLX	C8-C14-C9	4.15	117.40	111.66
3	E	5	NLX	C7-C6-C5	4.14	122.97	116.44
3	A	1	NLX	C7-C6-C5	4.06	122.85	116.44
3	I	3	NLX	C16-C15-C13	4.05	118.32	111.52
3	B	2	NLX	C7-C6-C5	4.04	122.82	116.44
3	H	2	NLX	C16-C15-C13	4.03	118.30	111.52
3	A	1	NLX	C16-C15-C13	4.03	118.29	111.52

Continued on next page...

Continued from previous page...

Mol	Chain	Res	Type	Atoms	Z	Observed(^{o})	Ideal(^{o})
3	D	4	NLX	C16-C15-C13	4.02	118.27	111.52
3	F	6	NLX	C8-C14-C9	4.00	117.20	111.66
3	J	4	NLX	C8-C14-C13	-3.97	108.15	111.47
3	J	4	NLX	C7-C6-C5	3.86	122.53	116.44
3	F	6	NLX	C15-C13-C12	-3.84	103.26	111.45
3	A	1	NLX	C8-C14-C13	-3.81	108.29	111.47
3	I	3	NLX	C8-C14-C13	-3.80	108.30	111.47
3	C	3	NLX	C16-N1-C9	-3.78	98.54	108.93
3	G	1	NLX	C16-C15-C13	3.78	117.87	111.52
3	I	3	NLX	C7-C6-C5	3.76	122.37	116.44
3	E	5	NLX	C8-C14-C9	3.75	116.85	111.66
3	D	4	NLX	C7-C6-C5	3.74	122.34	116.44
3	G	1	NLX	C8-C14-C9	3.70	116.78	111.66
3	L	6	NLX	C8-C14-C9	3.63	116.68	111.66
3	L	6	NLX	C16-C15-C13	3.63	117.61	111.52
3	K	5	NLX	C16-C15-C13	3.61	117.59	111.52
3	H	2	NLX	C7-C6-C5	3.61	122.14	116.44
3	G	1	NLX	C10-C9-C14	-3.60	107.06	114.46
3	C	3	NLX	C13-C12-C4	3.59	112.57	109.23
3	F	6	NLX	C17-N1-C9	-3.58	104.68	110.29
3	K	5	NLX	C8-C14-C9	3.56	116.59	111.66
3	J	4	NLX	O2-C5-C6	3.53	111.43	108.51
3	F	6	NLX	C14-C13-C12	-3.52	104.02	108.56
3	A	1	NLX	C20-N1-C17	-3.50	101.85	108.50
3	C	3	NLX	O2-C4-C3	3.49	132.36	126.29
3	E	5	NLX	C16-C15-C13	3.48	117.37	111.52
3	E	5	NLX	C18-C17-N1	3.45	119.53	114.48
3	A	1	NLX	C10-C9-C14	-3.42	107.44	114.46
3	I	3	NLX	C8-C14-C9	3.36	116.32	111.66
3	E	5	NLX	C8-C14-C13	-3.32	108.70	111.47
3	E	5	NLX	C10-C9-C14	-3.31	107.66	114.46
3	K	5	NLX	C10-C9-C14	-3.28	107.72	114.46
3	L	6	NLX	C20-N1-C17	-3.22	102.39	108.50
3	A	1	NLX	C13-C12-C4	3.20	112.21	109.23
3	F	6	NLX	O2-C4-C3	3.20	131.85	126.29
3	K	5	NLX	C15-C13-C14	3.19	111.90	109.35
3	B	2	NLX	C16-C15-C13	3.18	116.87	111.52
3	L	6	NLX	C10-C9-C14	-3.17	107.95	114.46
3	F	6	NLX	C13-C12-C4	3.16	112.17	109.23
3	L	6	NLX	C13-C12-C4	3.14	112.16	109.23
3	C	3	NLX	C17-N1-C9	-3.09	105.45	110.29
3	H	2	NLX	O2-C4-C3	3.09	131.66	126.29

Continued on next page...

Continued from previous page...

Mol	Chain	Res	Type	Atoms	Z	Observed(^{o})	Ideal(^{o})
3	B	2	NLX	O3-C6-C7	-3.09	116.38	122.11
3	F	6	NLX	C12-C13-C5	-3.08	95.56	98.43
3	J	4	NLX	C20-N1-C17	-3.07	102.67	108.50
3	C	3	NLX	C7-C6-C5	3.06	121.27	116.44
3	H	2	NLX	C13-C12-C4	3.00	112.02	109.23
3	J	4	NLX	C10-C9-C14	-2.97	108.35	114.46
3	L	6	NLX	O2-C4-C12	-2.94	109.30	112.79
3	B	2	NLX	C10-C9-C14	-2.91	108.49	114.46
3	L	6	NLX	C8-C14-C13	-2.91	109.04	111.47
3	E	5	NLX	O2-C4-C3	2.89	131.31	126.29
3	E	5	NLX	C13-C12-C4	2.88	111.92	109.23
3	I	3	NLX	O2-C4-C3	2.87	131.28	126.29
3	I	3	NLX	C13-C12-C4	2.84	111.88	109.23
3	C	3	NLX	C14-C13-C5	2.84	120.22	118.10
3	L	6	NLX	O2-C4-C3	2.82	131.19	126.29
3	C	3	NLX	O2-C4-C12	-2.82	109.44	112.79
3	E	5	NLX	O2-C4-C12	-2.80	109.45	112.79
3	F	6	NLX	C8-C14-C13	-2.80	109.13	111.47
3	A	1	NLX	O2-C4-C3	2.80	131.15	126.29
3	G	1	NLX	O2-C4-C3	2.77	131.11	126.29
3	G	1	NLX	C15-C13-C14	2.77	111.57	109.35
3	F	6	NLX	C7-C6-C5	2.77	120.81	116.44
3	D	4	NLX	O2-C4-C3	2.77	131.10	126.29
3	E	5	NLX	C17-N1-C9	2.76	114.62	110.29
3	B	2	NLX	O2-C4-C3	2.74	131.06	126.29
3	D	4	NLX	C15-C13-C14	2.74	111.54	109.35
3	D	4	NLX	C10-C9-C14	-2.74	108.84	114.46
3	C	3	NLX	C13-C14-C9	2.73	108.20	106.37
3	E	5	NLX	C20-N1-C17	-2.71	103.36	108.50
3	E	5	NLX	O3-C6-C7	-2.70	117.09	122.11
3	L	6	NLX	C15-C13-C14	2.68	111.50	109.35
3	F	6	NLX	O4-C14-C8	-2.68	102.28	107.92
3	I	3	NLX	O2-C4-C12	-2.68	109.60	112.79
3	J	4	NLX	C13-C12-C4	2.67	111.72	109.23
3	C	3	NLX	C15-C13-C5	2.67	114.87	111.98
3	J	4	NLX	O2-C4-C3	2.66	130.91	126.29
3	C	3	NLX	C16-C15-C13	2.66	115.98	111.52
3	H	2	NLX	C10-C9-C14	-2.65	109.02	114.46
3	C	3	NLX	C15-C13-C14	-2.64	107.24	109.35
3	B	2	NLX	C8-C14-C13	-2.63	109.28	111.47
3	K	5	NLX	C8-C14-C13	-2.62	109.28	111.47
3	G	1	NLX	C13-C12-C4	2.58	111.63	109.23

Continued on next page...

Continued from previous page...

Mol	Chain	Res	Type	Atoms	Z	Observed(^{o})	Ideal(^{o})
3	G	1	NLX	O3-C6-C7	-2.56	117.35	122.11
3	K	5	NLX	O2-C4-C12	-2.56	109.75	112.79
3	F	6	NLX	C3-C4-C12	-2.54	117.71	120.91
3	K	5	NLX	O2-C4-C3	2.53	130.68	126.29
3	H	2	NLX	C14-C13-C5	2.52	119.98	118.10
3	H	2	NLX	O2-C4-C12	-2.51	109.80	112.79
3	B	2	NLX	C13-C12-C4	2.51	111.57	109.23
3	A	1	NLX	C12-C13-C5	-2.51	96.09	98.43
3	K	5	NLX	C13-C12-C4	2.51	111.57	109.23
3	I	3	NLX	C12-C13-C5	-2.50	96.10	98.43
3	I	3	NLX	O3-C6-C7	-2.50	117.47	122.11
3	L	6	NLX	O3-C6-C7	-2.49	117.48	122.11
3	G	1	NLX	C20-N1-C17	-2.47	103.81	108.50
3	B	2	NLX	O2-C4-C12	-2.46	109.86	112.79
3	A	1	NLX	O2-C4-C12	-2.46	109.86	112.79
3	B	2	NLX	C20-N1-C17	-2.45	103.84	108.50
3	A	1	NLX	C17-N1-C9	2.45	114.14	110.29
3	D	4	NLX	O2-C4-C12	-2.45	109.88	112.79
3	I	3	NLX	C17-N1-C9	2.43	114.10	110.29
3	J	4	NLX	C17-N1-C9	2.42	114.08	110.29
3	F	6	NLX	C16-C15-C13	2.41	115.58	111.52
3	I	3	NLX	C10-C9-C14	-2.41	109.52	114.46
3	H	2	NLX	C20-N1-C17	-2.40	103.93	108.50
3	I	3	NLX	C20-N1-C17	-2.39	103.95	108.50
3	A	1	NLX	C15-C13-C14	2.39	111.26	109.35
3	D	4	NLX	C13-C12-C4	2.37	111.44	109.23
3	G	1	NLX	C15-C13-C12	-2.36	106.40	111.45
3	E	5	NLX	C15-C13-C14	2.36	111.24	109.35
3	G	1	NLX	O2-C4-C12	-2.36	109.98	112.79
3	H	2	NLX	C15-C13-C14	2.36	111.24	109.35
3	L	6	NLX	C12-C13-C5	-2.35	96.24	98.43
3	D	4	NLX	C4-O2-C5	2.34	107.29	104.79
3	G	1	NLX	C8-C14-C13	-2.31	109.54	111.47
2	I	379	NAG	C2-N2-C7	-2.30	119.63	122.90
3	B	2	NLX	C12-C13-C5	-2.30	96.29	98.43
3	D	4	NLX	C20-N1-C17	-2.28	104.16	108.50
3	K	5	NLX	O3-C6-C7	-2.27	117.89	122.11
3	I	3	NLX	C15-C13-C14	2.26	111.16	109.35
3	F	6	NLX	C16-N1-C9	2.23	115.06	108.93
2	K	579	NAG	C2-N2-C7	-2.22	119.74	122.90
3	K	5	NLX	C12-C13-C5	-2.22	96.36	98.43
3	K	5	NLX	C20-N1-C17	-2.21	104.30	108.50

Continued on next page...

Continued from previous page...

Mol	Chain	Res	Type	Atoms	Z	Observed(^{o})	Ideal(^{o})
3	A	1	NLX	O3-C6-C7	-2.20	118.02	122.11
2	F	679	NAG	C2-N2-C7	-2.19	119.78	122.90
2	E	579	NAG	C2-N2-C7	-2.18	119.80	122.90
3	C	3	NLX	C3-C4-C12	-2.17	118.17	120.91
3	K	5	NLX	C17-N1-C9	2.17	113.69	110.29
3	B	2	NLX	C15-C13-C14	2.11	111.04	109.35
3	A	1	NLX	O2-C5-C13	2.08	106.20	104.90
3	F	6	NLX	O4-C14-C9	-2.07	104.00	108.27
3	J	4	NLX	O2-C5-C13	2.07	106.19	104.90
3	H	2	NLX	C16-N1-C17	-2.05	104.49	109.05
3	L	6	NLX	C17-N1-C9	2.03	113.48	110.29
3	F	6	NLX	O4-C14-C13	2.02	113.77	109.83
3	D	4	NLX	C20-N1-C9	-2.02	107.71	113.04
3	B	2	NLX	C8-C14-C9	2.01	114.45	111.66

All (12) chirality outliers are listed below:

Mol	Chain	Res	Type	Atom
3	A	1	NLX	N1
3	B	2	NLX	N1
3	C	3	NLX	N1
3	D	4	NLX	N1
3	E	5	NLX	N1
3	F	6	NLX	N1
3	G	1	NLX	N1
3	H	2	NLX	N1
3	I	3	NLX	N1
3	J	4	NLX	N1
3	K	5	NLX	N1
3	L	6	NLX	N1

All (42) torsion outliers are listed below:

Mol	Chain	Res	Type	Atoms
2	A	179	NAG	C8-C7-N2-C2
2	A	179	NAG	O7-C7-N2-C2
2	A	180	NAG	C8-C7-N2-C2
2	A	180	NAG	O7-C7-N2-C2
2	B	279	NAG	C8-C7-N2-C2
2	B	279	NAG	O7-C7-N2-C2
2	F	679	NAG	C8-C7-N2-C2
2	F	679	NAG	O7-C7-N2-C2

Continued on next page...

Continued from previous page...

Mol	Chain	Res	Type	Atoms
2	H	279	NAG	C8-C7-N2-C2
2	H	279	NAG	O7-C7-N2-C2
2	I	379	NAG	O7-C7-N2-C2
2	J	479	NAG	C3-C2-N2-C7
2	K	579	NAG	C8-C7-N2-C2
2	K	579	NAG	O7-C7-N2-C2
3	C	3	NLX	N1-C17-C18-C19
3	G	1	NLX	N1-C17-C18-C19
2	C	379	NAG	C8-C7-N2-C2
2	C	379	NAG	O7-C7-N2-C2
2	G	179	NAG	C8-C7-N2-C2
2	G	179	NAG	O7-C7-N2-C2
2	I	379	NAG	C8-C7-N2-C2
2	L	679	NAG	C8-C7-N2-C2
2	L	679	NAG	O7-C7-N2-C2
2	A	179	NAG	C4-C5-C6-O6
2	G	179	NAG	C1-C2-N2-C7
2	K	579	NAG	C4-C5-C6-O6
2	H	279	NAG	O5-C5-C6-O6
2	H	279	NAG	C4-C5-C6-O6
2	D	479	NAG	C8-C7-N2-C2
2	A	179	NAG	O5-C5-C6-O6
2	K	579	NAG	O5-C5-C6-O6
2	I	379	NAG	C4-C5-C6-O6
2	I	379	NAG	O5-C5-C6-O6
2	D	479	NAG	O7-C7-N2-C2
2	G	179	NAG	C4-C5-C6-O6
2	G	179	NAG	O5-C5-C6-O6
3	F	6	NLX	C18-C17-N1-C20
2	J	479	NAG	C8-C7-N2-C2
3	F	6	NLX	N1-C17-C18-C19
2	J	479	NAG	O7-C7-N2-C2
2	F	679	NAG	C4-C5-C6-O6
2	A	180	NAG	C3-C2-N2-C7

There are no ring outliers.

22 monomers are involved in 273 short contacts:

Mol	Chain	Res	Type	Clashes	Symm-Clashes
3	L	6	NLX	23	0
3	F	6	NLX	23	0
2	G	179	NAG	4	0

Continued on next page...

Continued from previous page...

Mol	Chain	Res	Type	Clashes	Symm-Clashes
3	B	2	NLX	21	0
2	A	180	NAG	1	0
2	H	279	NAG	1	0
2	E	579	NAG	2	0
2	I	379	NAG	1	0
2	K	579	NAG	1	0
3	H	2	NLX	30	0
2	B	279	NAG	4	0
3	C	3	NLX	27	0
3	J	4	NLX	20	0
3	G	1	NLX	12	0
3	I	3	NLX	19	0
3	D	4	NLX	15	0
3	E	5	NLX	18	0
2	A	179	NAG	3	0
3	A	1	NLX	20	0
3	K	5	NLX	18	0
2	D	479	NAG	4	0
2	J	479	NAG	7	0

The following is a two-dimensional graphical depiction of Mogul quality analysis of bond lengths, bond angles, torsion angles, and ring geometry for all instances of the Ligand of Interest. In addition, ligands with molecular weight > 250 and outliers as shown on the validation Tables will also be included. For torsion angles, if less then 5% of the Mogul distribution of torsion angles is within 10 degrees of the torsion angle in question, then that torsion angle is considered an outlier. Any bond that is central to one or more torsion angles identified as an outlier by Mogul will be highlighted in the graph. For rings, the root-mean-square deviation (RMSD) between the ring in question and similar rings identified by Mogul is calculated over all ring torsion angles. If the average RMSD is greater than 60 degrees and the minimal RMSD between the ring in question and any Mogul-identified rings is also greater than 60 degrees, then that ring is considered an outlier. The outliers are highlighted in purple. The color gray indicates Mogul did not find sufficient equivalents in the CSD to analyse the geometry.

Ligand NLX L 6

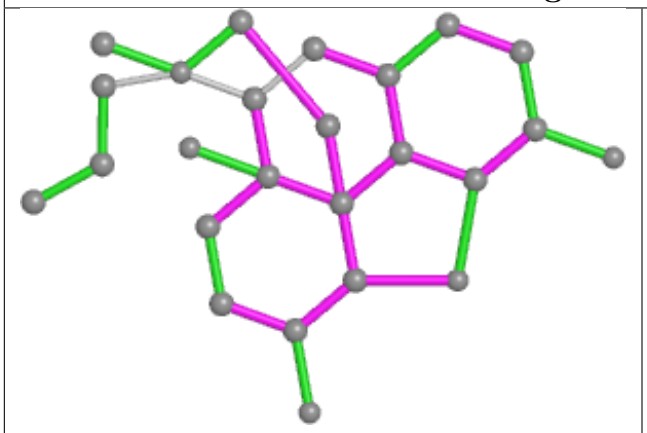

Bond lengths

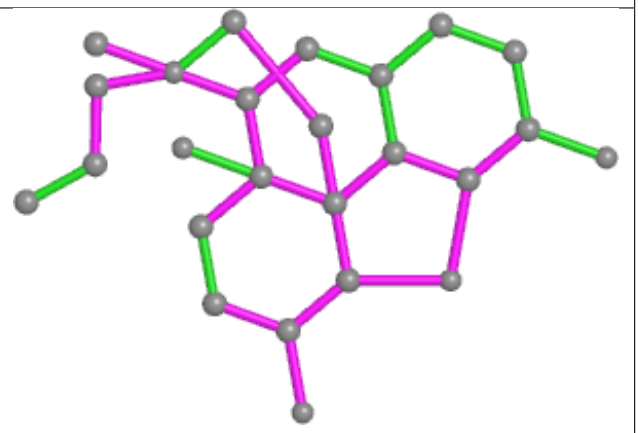

Bond angles

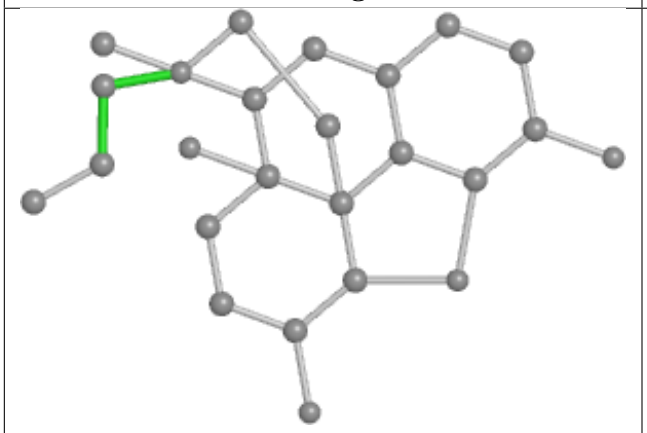

Torsions

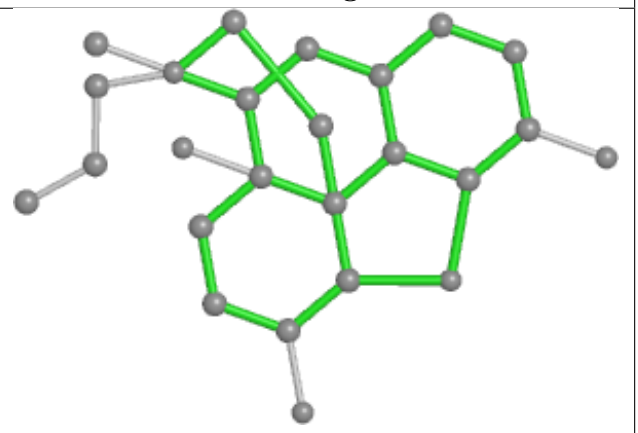

Rings

Ligand NLX F 6

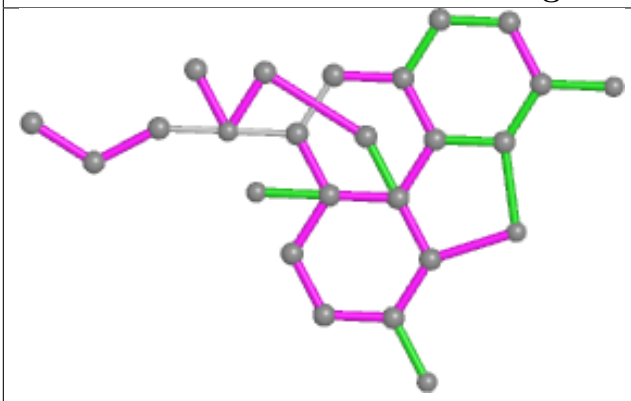

Bond lengths

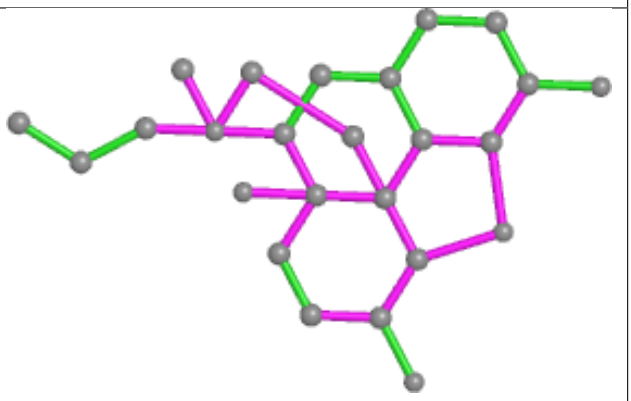

Bond angles

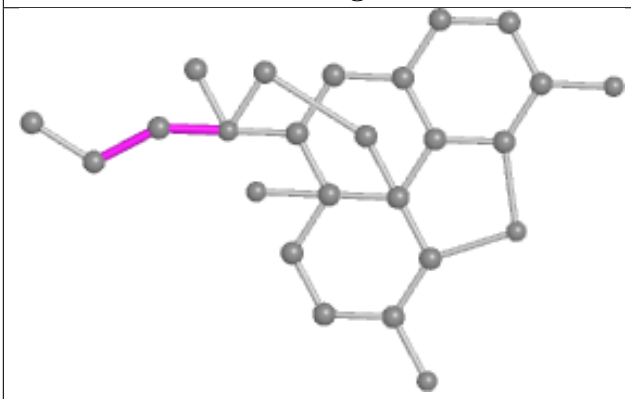

Torsions

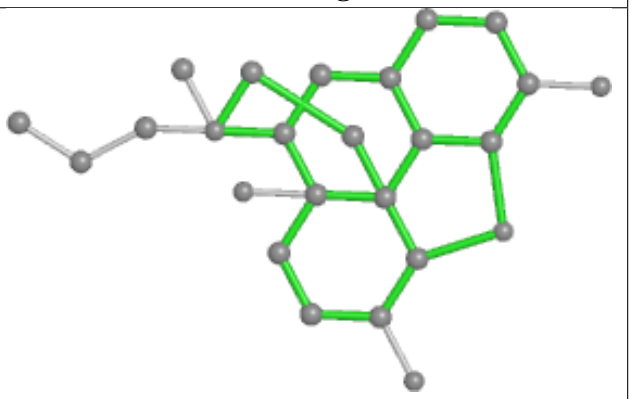

Rings

Ligand NLX B 2

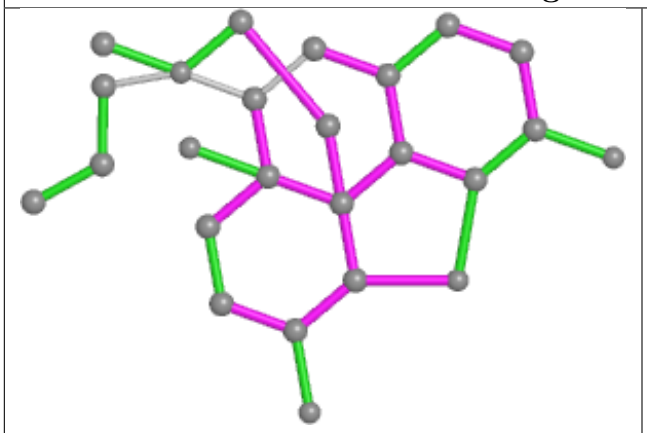

Bond lengths

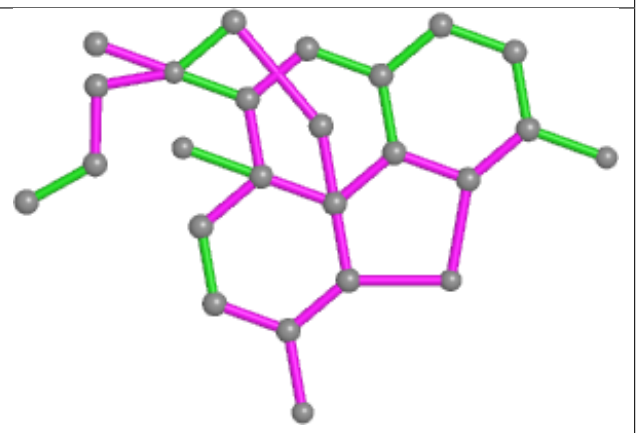

Bond angles

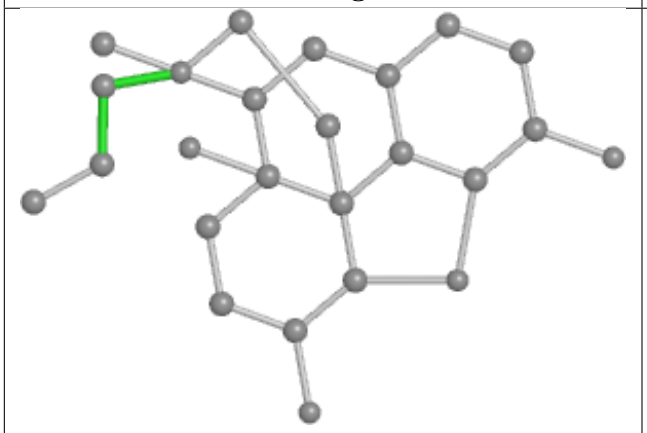

Torsions

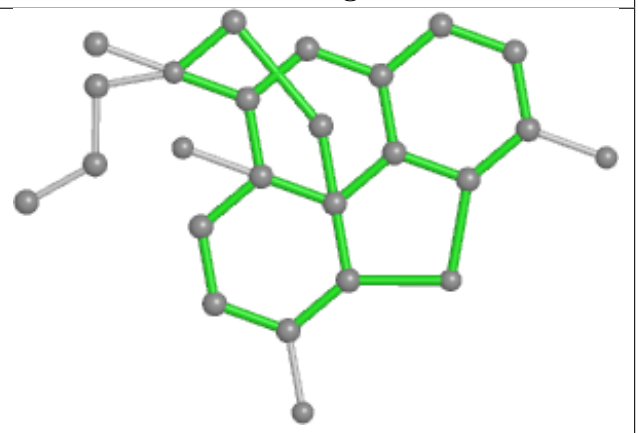

Rings

Ligand NLX H 2

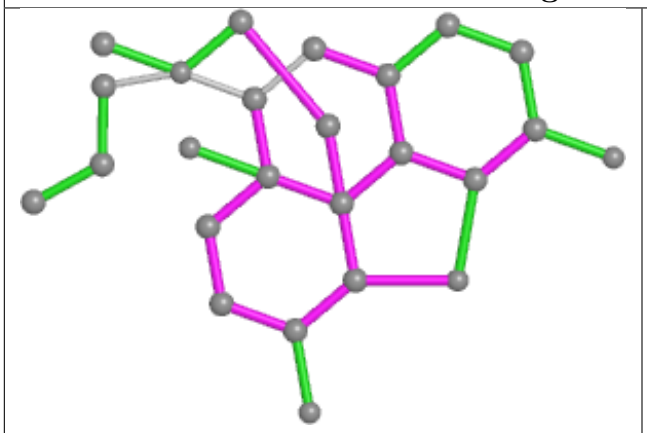

Bond lengths

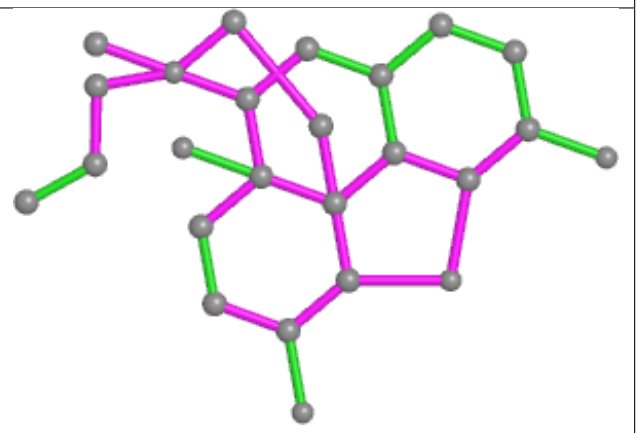

Bond angles

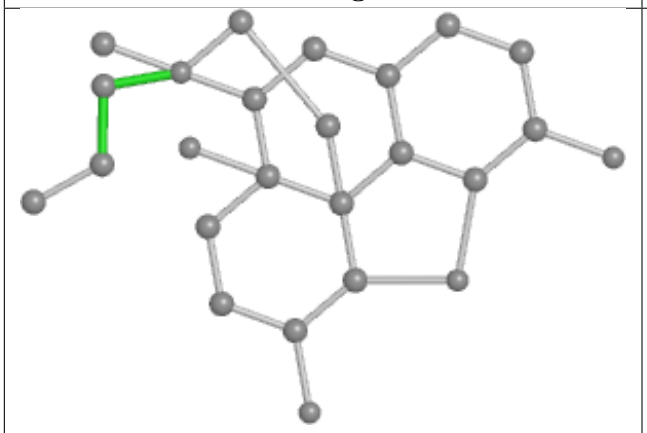

Torsions

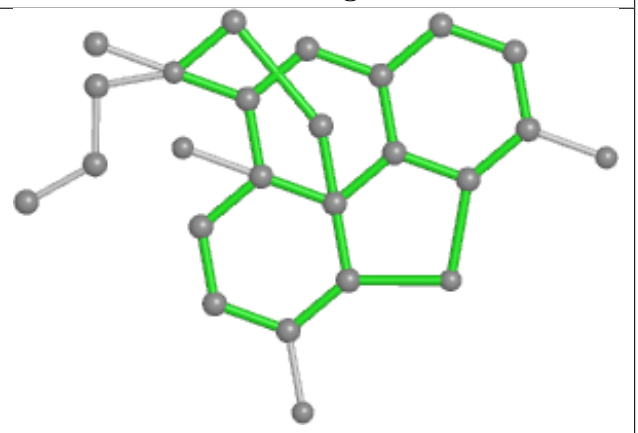

Rings

Ligand NLX C 3

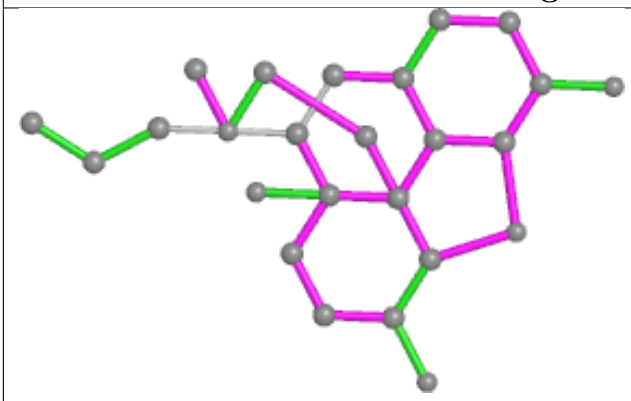

Bond lengths

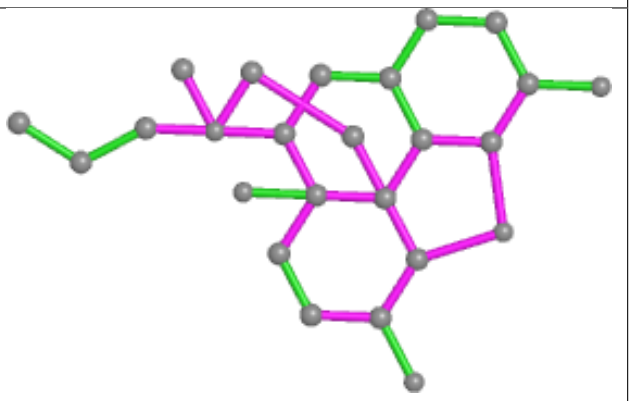

Bond angles

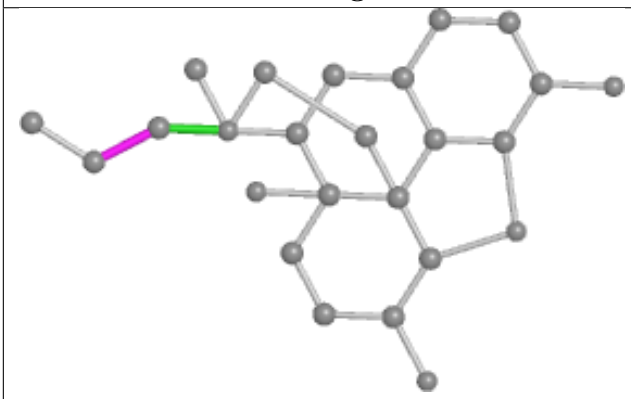

Torsions

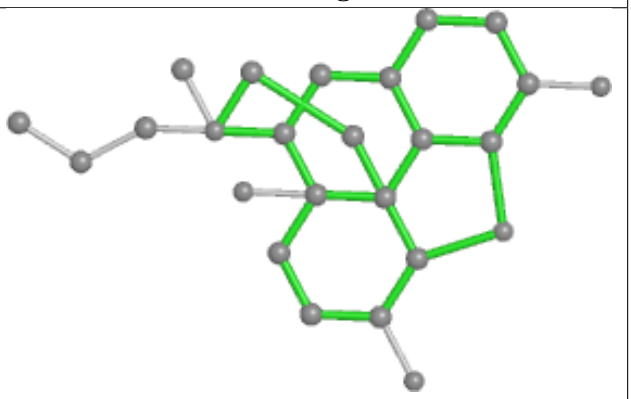

Rings

Ligand NLX J 4

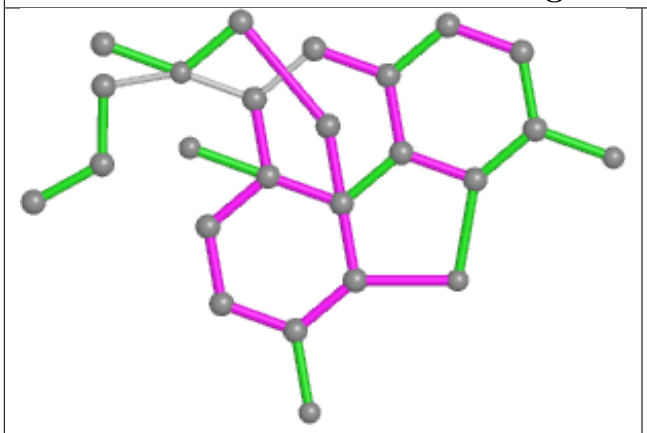

Bond lengths

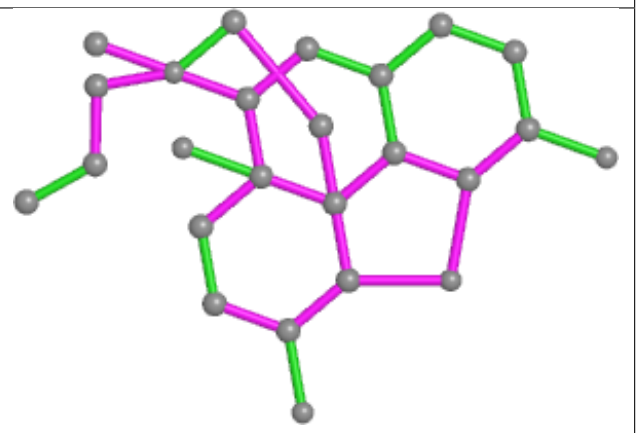

Bond angles

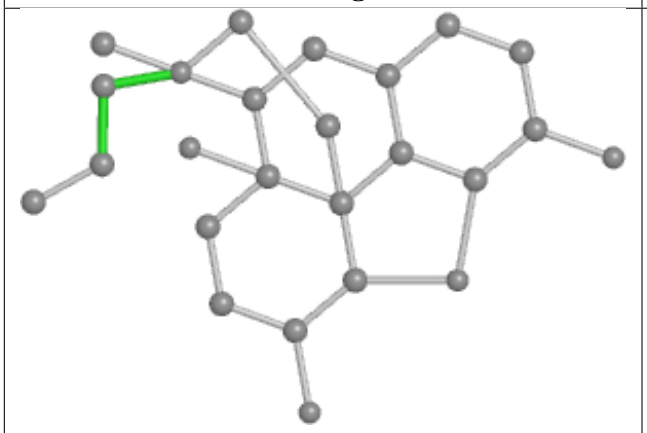

Torsions

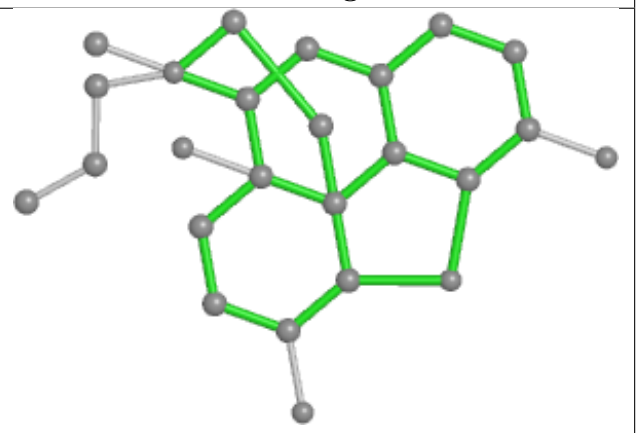

Rings

Ligand NLX G 1

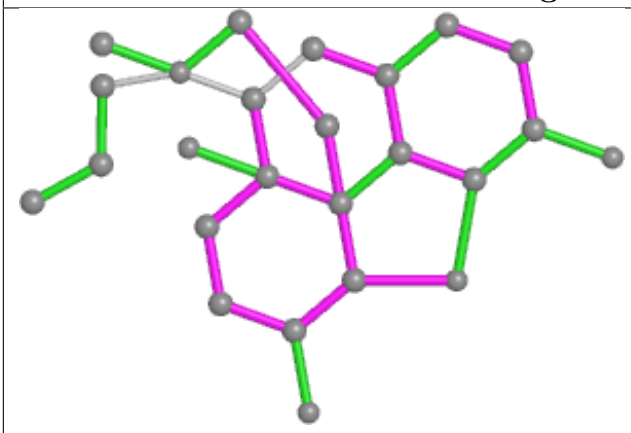

Bond lengths

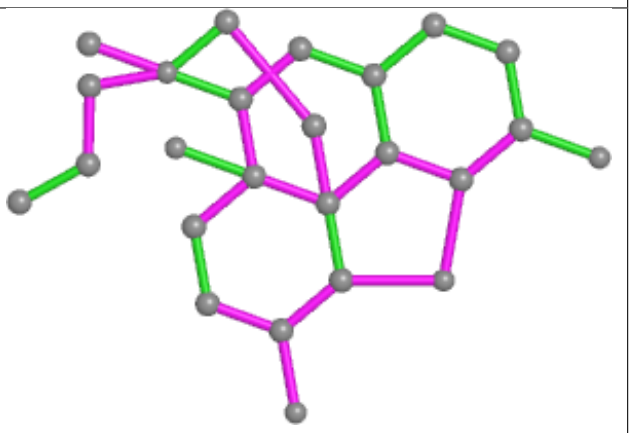

Bond angles

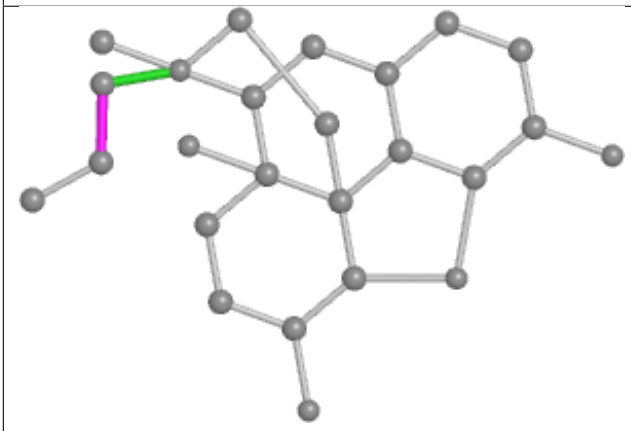

Torsions

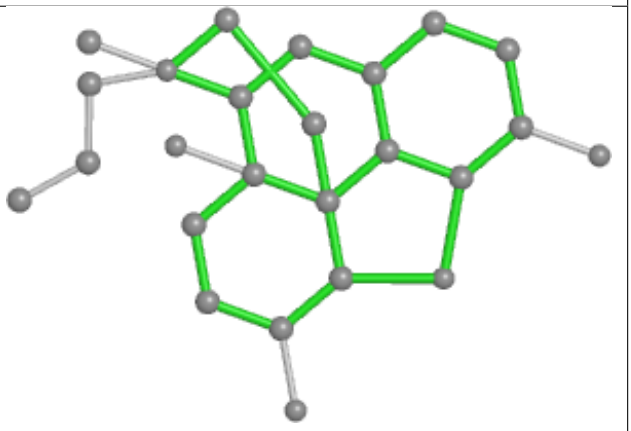

Rings

Ligand NLX I 3

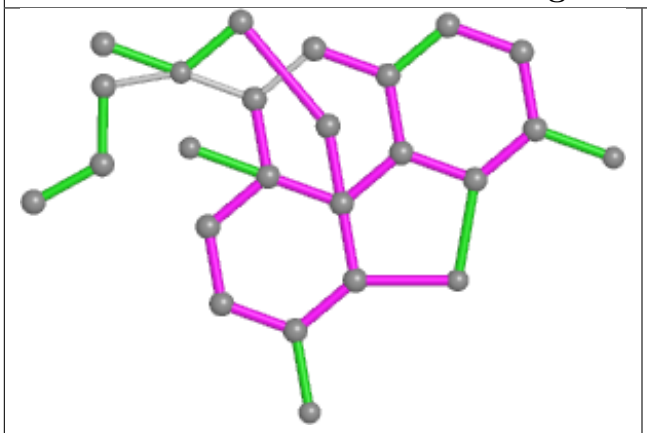

Bond lengths

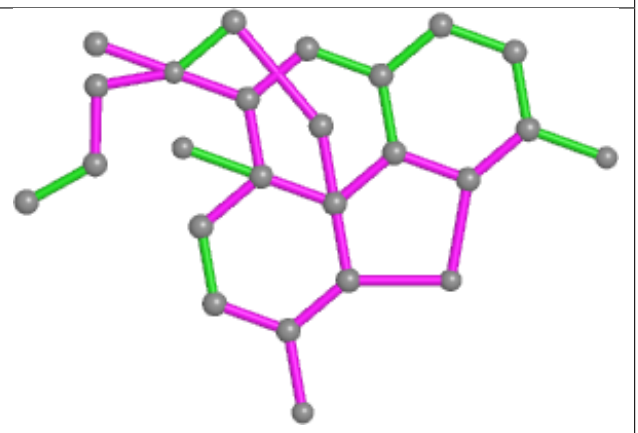

Bond angles

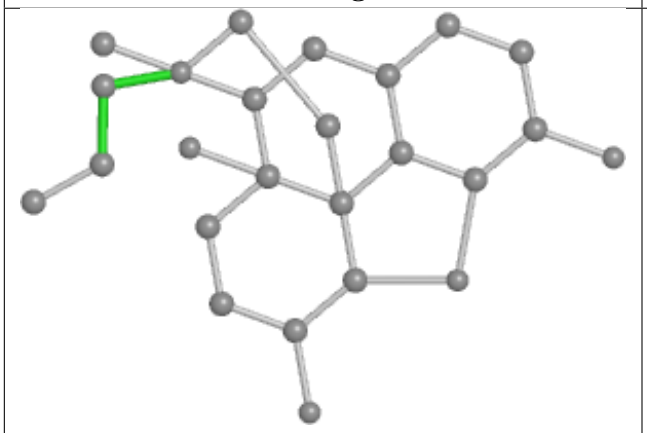

Torsions

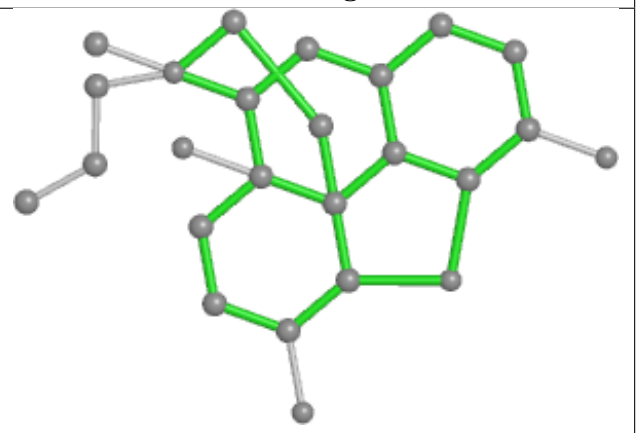

Rings

Ligand NLX D 4

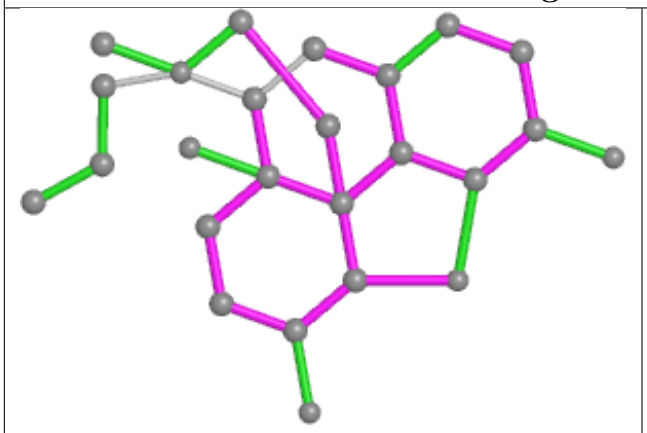

Bond lengths

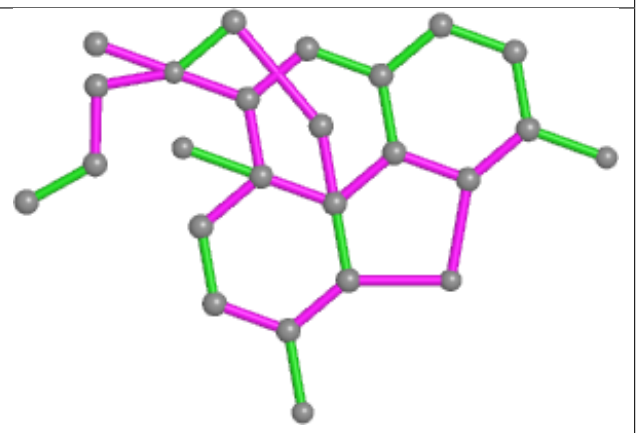

Bond angles

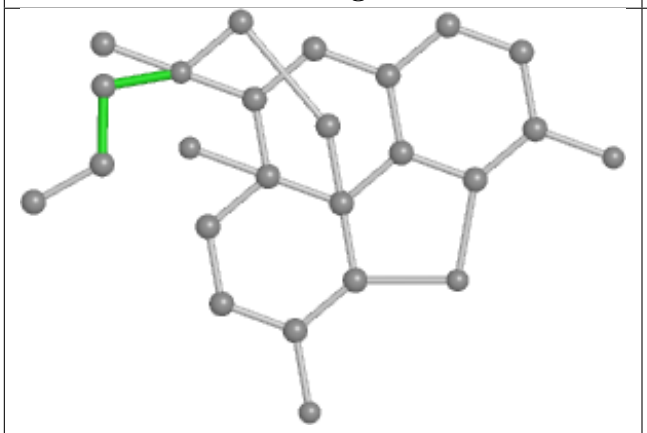

Torsions

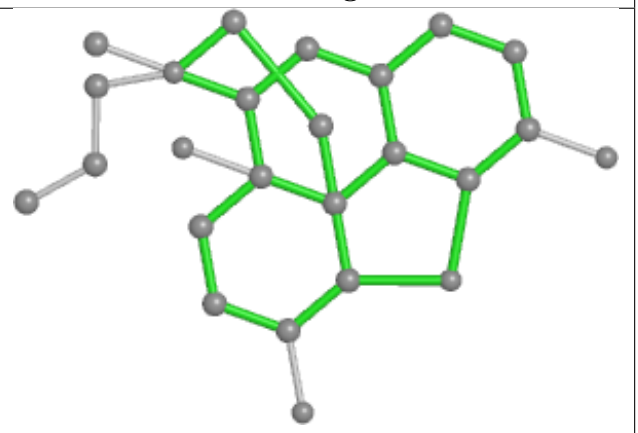

Rings

Ligand NLX E 5

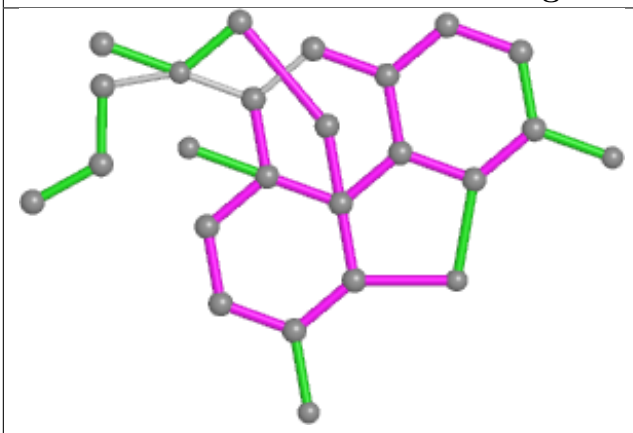

Bond lengths

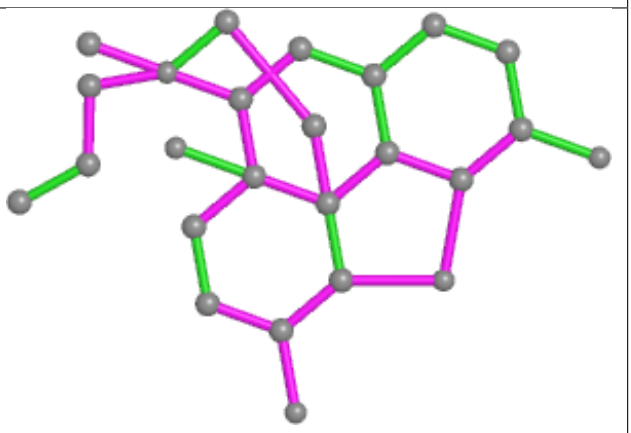

Bond angles

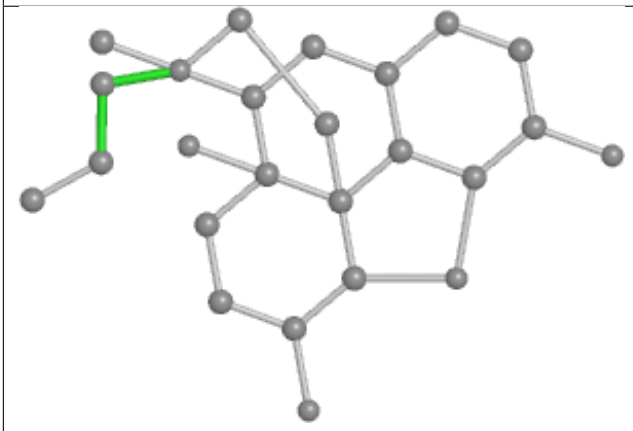

Torsions

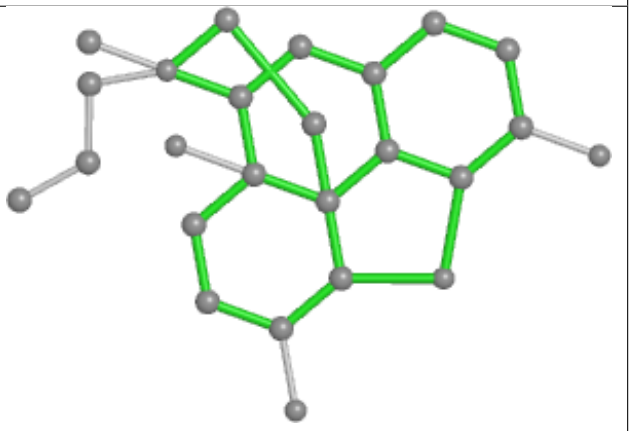

Rings

Ligand NLX A 1

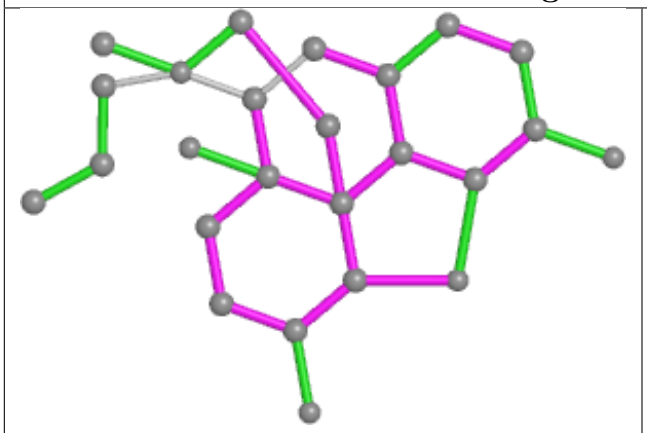

Bond lengths

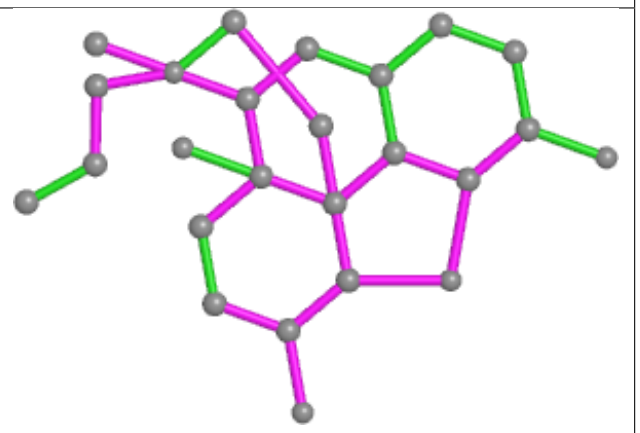

Bond angles

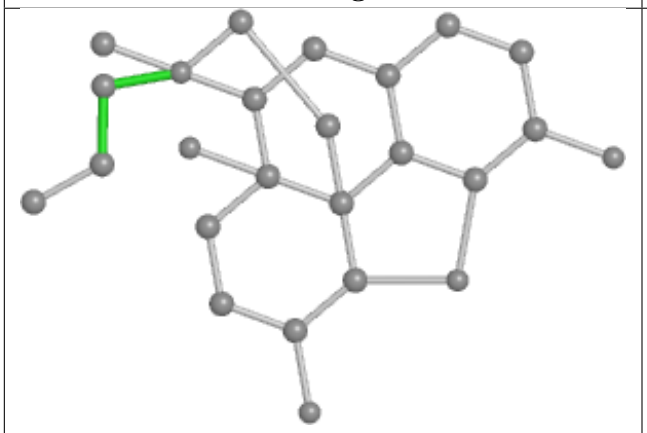

Torsions

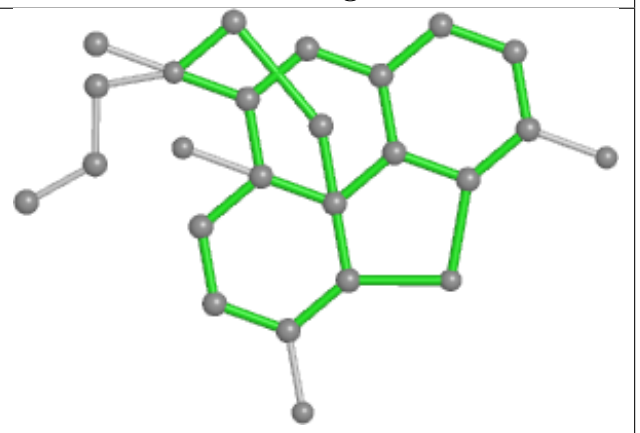

Rings

Ligand NLX K 5

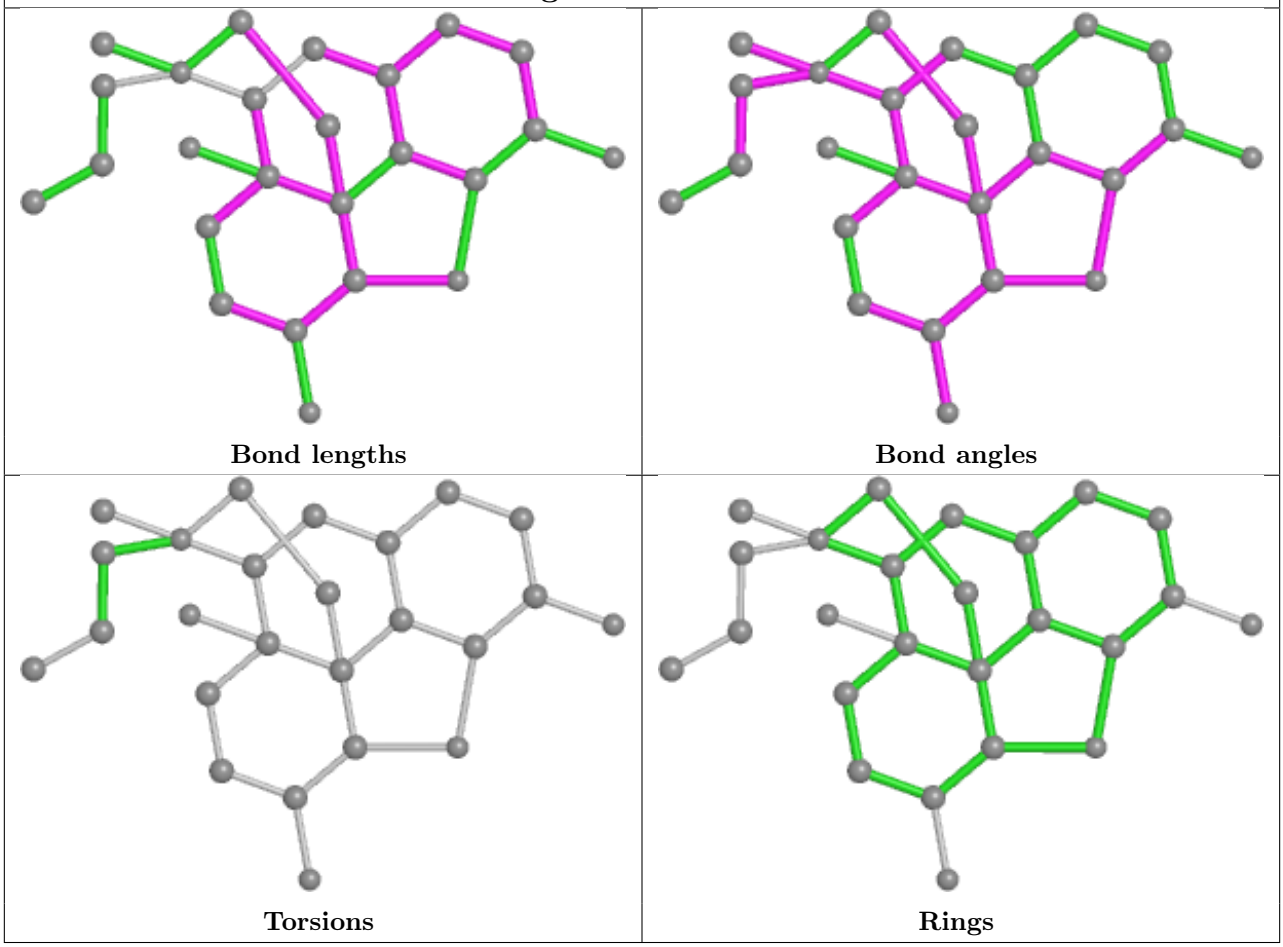

5.7 Other polymers (i)

There are no such residues in this entry.

5.8 Polymer linkage issues (i)

There are no chain breaks in this entry.

6 Fit of model and data (i)

6.1 Protein, DNA and RNA chains (i)

EDS was not executed - this section is therefore empty.

6.2 Non-standard residues in protein, DNA, RNA chains (i)

EDS was not executed - this section is therefore empty.

6.3 Carbohydrates (i)

EDS was not executed - this section is therefore empty.

6.4 Ligands (i)

EDS was not executed - this section is therefore empty.

6.5 Other polymers (i)

EDS was not executed - this section is therefore empty.